

Missouri Department of Higher Education

*Building Missouri's future...  
by degrees®*

**Fiscal Year 2015**

**Operating and Capital Budget Request  
Including Governor's Recommendations**

## ***Coordinating Board for Higher Education***

*Dalton Wright - Chair*

*Betty Sims - Vice Chair*

*Brian Fogle - Secretary*

*Lowell C. Kruse*

*Carolyn Mahoney*

*Doug Kennedy*

*David R. Russell*

*Commissioner of Higher Education*

**DEPARTMENT OF HIGHER EDUCATION  
 APPROPRIATIONS REQUEST  
 FISCAL YEAR 2015**

<b>I. Summary Information</b>	<u>Page</u>
Department Overview .....	1
Map of Missouri Colleges and Universities.....	3
State Auditor’s Reports and Oversight Evaluations.....	4
Programs Subject to Missouri Sunset Act.....	5
Executive Budget Summary .....	6
 Pay Plan - FY 14 Cost to Continue	
New Decision Item .....	7
 Pay Plan - FY 15 COLA	
New Decision Item .....	15
 <b>II. Coordination Administration and Programs</b>	
 Coordination Administration	
Core Decision Item.....	25
Flexibility Request.....	29
Program Description .....	32
Program Description – Out-of-State Approval Program.....	36
New Decision Item .....	38
 Grants/Scholarship Administration	
Core Decision Item.....	45
Flexibility Request.....	48
Program Description .....	51
New Decision Item (Bright Flight Staff) .....	53
 Proprietary Schools Administration	
Core Decision Item.....	60
Program Description .....	65

Proprietary School Bond	
Core Decision Item.....	70
Program Description.....	73
Midwestern Higher Education Compact	
Core Decision Item.....	77
Program Description.....	81
Improving Teacher Quality Grant	
Core Decision Item.....	85
Program Description.....	89
New Federal Grants and Donations	
Core Decision Item.....	94
Program Description.....	98
Other Grants and Donations	
Core Decision Item.....	101
Program Description.....	105
New Decision Item .....	107
College Access Challenge Grant	
Core Decision Item.....	114
Program Description.....	118
<b>III. Financial Assistance and Outreach Programs</b>	
Missouri Student Financial Assistance Programs 2009-2010 Payment Table .....	121
Academic Scholarship Program (Bright Flight) Transfer	
Core Decision Item.....	130
Academic Scholarship Program (Bright Flight) Loan Program Transfer	
New Decision Item.....	134

Academic Scholarship Program (Bright Flight)	
Core Decision Item.....	141
Program Description.....	145
Academic Scholarship Program (Bright Flight) Loan Program	
New Decision Item.....	148
Access Missouri Financial Assistance Program Transfer	
Core Decision Item.....	154
New Decision Item.....	158
Access Missouri Financial Assistance Program	
Core Decision Item.....	166
Program Description.....	170
New Decision Item.....	174
A+ Schools Fund Transfer	
Core Decision Item.....	182
New Decision Item.....	186
A+ Schools Program	
Core Decision Item.....	192
Program Description.....	196
New Decision Item.....	200
Advanced Placement Incentive Grant	
Core Decision Item.....	209
Program Description.....	213
Public Service Officer Survivor Grant Program	
Core Decision Item.....	217
Program Description.....	221
Vietnam Veterans Survivor Scholarship	
Core Decision Item.....	224
Program Description.....	228
Marguerite Ross Barnett Scholarship Transfer	
Core Decision Item.....	231

Marguerite Ross Barnett Scholarship	
Core Decision Item.....	236
Program Description.....	240
Kids’ Chance	
Core Decision Item.....	243
Program Description.....	247
Wartime Veterans Survivor Grant Program	
Core Decision Item.....	250
Program Description.....	254
Missouri Minority Teaching Scholarship Program	
Core Decision Item.....	258
Program Description.....	262
Minority and Under-represented Environmental Literacy Program	
Core Decision Item.....	266
Program Description.....	270
Advantage Missouri Program	
Core Decision Item.....	273
GEAR UP	
Core Decision Item.....	278
Program Description.....	282

**IV. Missouri Student Loan Administration**

Loan Program Administration	
Core Decision Item.....	286
Flexibility Request.....	289
Program Description.....	292
Federal Loan Compliance	
Core Decision Item.....	298
Program Description.....	302

Collection Payments Transfer	
Core Decision Item.....	306
Program Description .....	310
Federal Student Loan Reserve	
Core Decision Item.....	315
Program Description .....	319
Tax Refund Offset	
Core Decision Item.....	323
Transfer to Federal Student Loan Reserve Fund	
Core Decision Item.....	328
Program Description .....	332

**V. Higher Education Initiatives**

Nursing Education Incentive Program	
Core Decision Item .....	336
Program Description .....	340
UMKC/MSU Doctorate in Pharmacy Program	
Core Decision Item .....	343
Program Description .....	347
MSU Occupational Therapy Program	
Core Decision Item .....	350
Program Description .....	354
UM Columbia Cooperative Medical School Expansion	
Core Decision Item .....	358
Program Description .....	362
Caring for Missourians – Mental Health Initiative	
New Decision Item .....	366

STEM Funding	
New Decision Item .....	375
Innovation Education Campus Transfer	
New Decision Item .....	382
Innovation Education Campus	
New Decision Item .....	388
MSU/TRCC Willow Springs Trade School	
Core Decision Item .....	393
Program Description .....	397
Funding Based on Improved Outcomes	
Core Decision Item .....	400
Program Description .....	409
New Decision Item .....	411
<b>VI. Community Colleges Operating Budgets</b>	
Community College Appropriations	
Core Decision Item .....	420
Program Description.....	426
Maintenance and Repair	
Program Description .....	429
Tax Refund Offset	
Core Decision Item .....	432
New Decision Item .....	436
<b>VII. Technical College Operating Budget</b>	
Linn State Technical College	
Core Decision Item.....	444
Program Description .....	448



**VIII. Four-year Institutions Operating Budgets**

**Four-year Universities**

Core Decision Item .....	461
Program Description – University of Central Missouri.....	465
Program Description – Southeast Missouri State University .....	470
Program Description – Missouri State University .....	475
New Decision Item – Missouri State University Tax Refund Offset .....	478
Program Description – Lincoln University .....	486
Program Description – Truman State University.....	491
Program Description – Northwest Missouri Western State University .....	496
Program Description – Missouri Southern State University.....	501
Program Description – Missouri Western State University.....	506
Program Description – Harris Stowe State University.....	511
Program Description – University of Missouri .....	516

**UM Related Programs**

**Missouri Telehealth Network**

Core Decision Item .....	520
Program Description.....	524

**Missouri Rehabilitation Center**

Core Decision Item .....	530
Program Description.....	534

**Spinal Cord Injury**

Core Decision Item .....	539
Program Description.....	543

**Missouri Kidney Program**

Core Decision Item .....	546
Program Description.....	550

**Missouri Federal and State Technology Partnership Program (MOFAST)**

Core Decision Item .....	557
Program Description.....	561

State Historical Society	
Core Decision Item .....	566
Program Description.....	570
New Decision Item.....	573

State Seminary	
Core Decision Item .....	582
Program Description.....	589

**IX. Capital Improvements**

Community Colleges Capital Request.....	593
Four-Year Institutions and Linn State Technical College Capital Request .....	594
Statewide Capital Request .....	595
Higher Education Capital Fund Project Requests .....	596



## Overview

The Coordinating Board for Higher Education was authorized by an amendment to the Missouri Constitution in 1972 and established by statute in the Omnibus State Reorganization Act of 1974. The nine board members, with at least one, but no more than two, from each congressional district, are appointed by the governor and confirmed by the Senate. The term of appointment is six years. No more than five of the nine members may be affiliated with the same political party, and members serve without compensation. As authorized in Section 173.005, RSMo, the Coordinating Board is the head of the Department of Higher Education.

The Department of Higher Education carries out the goals and administrative responsibilities of the Coordinating Board for the state system of higher education. The state's system of higher education serves more than 463,000 students through 13 public four-year university campuses, 20 public two-year college campuses, 1 public two-year technical college, 25 independent colleges and universities and 155 proprietary schools.

### **The department's primary responsibilities include:**

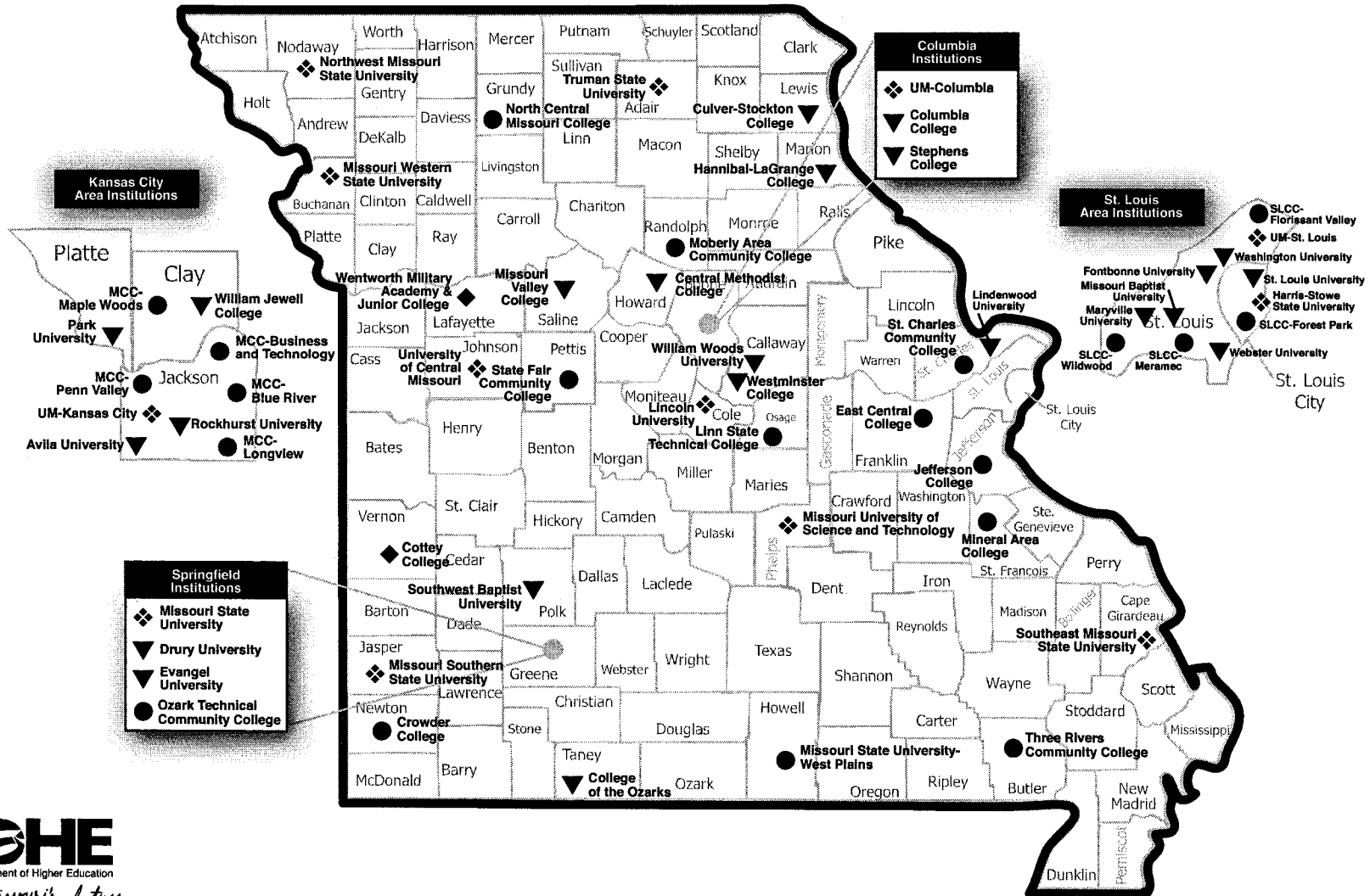
- identification of statewide needs for postsecondary education
- statewide planning for postsecondary education (including independent institutions)
- submission of a unified annual budget request for public higher education to the governor and General Assembly
- operation of the Missouri Student Loan Program on behalf of the federal government as a state-designated guarantee agency
- working collaboratively with the Department of Elementary and Secondary Education and the Department of Economic Development
- policy setting for and the administration of state and federal student financial assistance programs
- establishment of guidelines to promote student transfer among postsecondary institutions
- approval of new degree programs offered by public colleges and universities
- provide review and assurance of the quality of programs offered by out-of-state public institutions
- evaluation of student and institutional performance
- enforcement of the Higher Education Funding Act (AKA "Tuition Stabilization")
- mediation of a binding dispute resolution process
- review of institutional missions

- administration of the Proprietary School Certification Program
- create a statewide core transfer library of at least twenty-five lower division courses that are transferable among all public higher education institutions
- development of a reverse transfer policy to increase the number of associate degrees for eligible students
- require all public two-year and four-year higher education institutions to replicate best practices in remediation identified by the coordinating board and institutions from research undertaken by regional educational laboratories, higher education research organizations, and similar organizations with expertise in the subject, and identify and reduce methods that have been found to be ineffective in preparing or retaining students or that delay students from enrollment in college-level courses

# Missouri Public and Independent Colleges and Universities\*

\* Missouri also has a number of technical, professional, theological, and proprietary postsecondary institutions.

- ❖ Public Four-Year
- Public Two-Year
- ▼ Independent Four-Year
- ◆ Independent Two-Year



**State Auditor's Reports and Oversight Evaluation**

<b>Program or Division Name</b>	<b>Type of Report</b>	<b>Date Issued</b>	<b>Website</b>
MO Statewide Single Audit for Fiscal Year 2010	Audit (No. 2011-11)	March 2011	<a href="http://auditor.mo.gov/auditreports/swsdefault.htm">auditor.mo.gov/auditreports/swsdefault.htm</a>
Higher Education/Separation and Retention Contracts of University Officials	Audit (No. 2011-55)	September 2011	<a href="http://auditor.mo.gov/auditreports/swsdefault.htm">auditor.mo.gov/auditreports/swsdefault.htm</a>
Higher Education/Northwest Missouri State University	Audit (No. 2011-47)	September 2011	<a href="http://auditor.mo.gov/auditreports/swsdefault.htm">auditor.mo.gov/auditreports/swsdefault.htm</a>
MO Statewide Single Audit for Fiscal Year 2011	Audit (No. 2012-26)	March 2012	<a href="http://www.auditor.mo.gov/AuditReports/CitzSummary.aspx?id=45">http://www.auditor.mo.gov/AuditReports/CitzSummary.aspx?id=45</a>
Higher Education / Southeast Missouri State University	Audit (No. 2012-05)	February 2012	<a href="http://www.auditor.mo.gov/AuditReports/AudRpt.aspx?c=Department of Higher Education">http://www.auditor.mo.gov/AuditReports/AudRpt.aspx?c=Department of Higher Education</a>
Crowder College	Audit (No. 2013-083)	August 2013	<a href="http://www.auditor.mo.gov/AuditReports/AudRpt.aspx?c=Department of Higher Education">http://www.auditor.mo.gov/AuditReports/AudRpt.aspx?c=Department of Higher Education</a>
MO Statewide Single Audit for Fiscal Year 2012	Audit (No. 2013-024)	March 2013	<a href="http://auditor.mo.gov/press/2013-024.pdf">auditor.mo.gov/press/2013-024.pdf</a>

### Programs Subject to Missouri Sunset Act

Program	Statutes Establishing	Sunset Date	Review Status
Missouri Teaching Fellows Program	§§ 168.700-702	8/28/2013	A sunset review was conducted by Legislative Oversight in the Summer of 2012. The Legislative Oversight Division has presented their report to the Joint Committee on Legislative Research.
War Veterans' Survivors Grant	§ 173.234	8/28/2014	A sunset review was conducted by Legislative Oversight in the Summer of 2013. The Legislative Oversight Division has presented their report to the Joint Committee on Legislative Research.
Survivor of Vietnam Veterans Scholarship Program	§ 173.236.1 (See note 1)	12/31/2015	No public hearing or formal review has been conducted
<b>Notes:</b>			
1. This statute does not have traditional Sunset Act language, but nevertheless provides that it will expire on the date indicated			



**FINANCIAL SUMMARY**

	FY 2013 ACTUAL DOLLAR	FY 2014 BUDGET DOLLAR	FY 2015 DEPT REQ DOLLAR	FY 2015 GOV REC DOLLAR
HIGHER EDUCATION COORDINATION	737,845	842,331	844,316	853,068
PROPRIETARY SCHOOL REGULATION	134,281	504,597	502,038	504,648
MIDWEST HIGHER EDUCATION COMMISSION	95,000	95,000	95,000	95,000
FEDERAL EDUCATION PROGRAMS	3,269,384	6,233,372	5,883,622	6,002,249
FINANCIAL AID	255,520,467	300,016,781	307,230,520	328,268,048
HIGHER EDUCATION INITIATIVES	2,937,525	39,525,000	13,325,000	98,218,059
COMMUNITY COLLEGES	126,890,838	129,507,142	133,360,592	133,321,494
TECHNICAL COLLEGES	4,478,303	4,570,639	4,715,538	4,715,538
FOUR-YEAR COLLEGES & UNIVERSITIES	693,767,049	708,801,525	729,853,176	729,885,549
UNIVERSITY OF MISSOURI - RELATED PROGRAMS	14,833,641	20,368,115	20,368,115	20,851,365
<b>DEPARTMENT TOTAL</b>	<b>\$1,102,664,333</b>	<b>\$1,210,464,502</b>	<b>\$1,216,177,917</b>	<b>\$1,322,715,018</b>
GENERAL REVENUE	827,624,458	863,988,647	863,842,156	979,480,039
DEPT HIGHER EDUCATION	3,517,919	6,064,165	6,065,810	6,069,584
MO STUDENT GRANT PROGRAM GIFT	0	50,000	50,000	50,000
LOTTERY PROCEEDS	101,896,091	127,985,425	139,285,425	127,978,700
DHE OUT-OF-STATE PROGRM FUND	5,850	56,556	54,350	54,866
SPINAL CORD INJURY	1,149,688	1,500,000	1,500,000	1,500,000
STATE SEMINARY MONEYS	49,006	275,000	275,000	275,000
HEALTHY FAMILIES TRUST	437,640	437,640	437,640	437,640
BOARD OF NURSING	997,525	1,000,000	0	0
PROP SCHOOL CERT FUND	0	304,597	302,038	304,648
GEAR-UP SCHOLARSHIP	2,950	100,000	0	0
PROPRIETARY SCHOOL BOND FUND	0	200,000	200,000	200,000
ADVANTAGE MISSOURI TRUST	195,000	0	0	50,000
STATE SEMINARY	0	4,000,000	4,000,000	4,000,000
GUARANTY AGENCY OPERATING	14,805,980	23,952,472	19,965,498	19,996,432
FEDERAL STUDENT LOAN RESERVE	151,965,726	180,000,000	180,000,000	180,000,000
INSTITUTION GIFT TRUST	0	450,000	100,000	2,218,109
AP INCENTIVE GRANT	16,500	100,000	100,000	100,000

**NEW DECISION ITEM**

RANK: 2 OF \_\_\_\_\_

<b>Department of Higher Education</b>	<b>Budget Unit</b> <u>55520C, 55640C, 55530C, 55615C &amp; 55710C</u>
<b>Division - Department Wide</b>	
<b>DI Name: CtC - FY 14 General Structure COLA</b>	<b>DI#: 0000014</b>

**1. AMOUNT OF REQUEST**

	FY 2015 Budget Request			
	GR	Federal	Other	Total
PS	0	0	0	0
EE	0	0	0	0
PSD	0	0	0	0
TRF	0	0	0	0
<b>Total</b>	<b>0</b>	<b>0</b>	<b>0</b>	<b>0</b>
FTE	0.00	0.00	0.00	0.00

	FY 2015 Governor's Recommendation			
	GR	Federal	Other	Total
PS	3,509	1,645	14,027	19,181
EE	0	0	0	0
PSD	0	0	0	0
TRF	0	0	0	0
<b>Total</b>	<b>3,509</b>	<b>1,645</b>	<b>14,027</b>	<b>19,181</b>
FTE	0.00	0.00	0.00	0.00

<b>Est. Fringe</b>	0	0	0	0
--------------------	---	---	---	---

*Note: Fringes budgeted in House Bill 5 except for certain fringes budgeted directly to MoDOT, Highway Patrol, and Conservation.*

<b>Est. Fringe</b>	897	420	3,584	4,901
--------------------	-----	-----	-------	-------

*Note: Fringes budgeted in House Bill 5 except for certain fringes budgeted directly to MoDOT, Highway Patrol, and Conservation.*

Other Funds:

Other Funds:

**2. THIS REQUEST CAN BE CATEGORIZED AS:**

<input type="checkbox"/> New Legislation	<input type="checkbox"/> New Program	<input type="checkbox"/> Fund Switch
<input type="checkbox"/> Federal Mandate	<input type="checkbox"/> Program Expansion	<input checked="" type="checkbox"/> Cost to Continue
<input type="checkbox"/> GR Pick-Up	<input type="checkbox"/> Space Request	<input type="checkbox"/> Equipment Replacement
<input checked="" type="checkbox"/> Pay Plan	<input type="checkbox"/> Other: _____	

**3. WHY IS THIS FUNDING NEEDED? PROVIDE AN EXPLANATION FOR ITEMS CHECKED IN #2. INCLUDE THE FEDERAL OR STATE STATUTORY OR CONSTITUTIONAL AUTHORIZATION FOR THIS PROGRAM.**

In Fiscal Year 2014, the General Assembly included and the Governor approved a \$500 annual pay raise for all state employees, except elected officials, members of the general assembly and judges covered under the Missouri Citizens' Commission on Compensation for Elected Officials, beginning January 1, 2014 (12 pay periods). The remaining 12 pay periods were unfunded, but the stated intent was to provide the funding in FY 15.

**NEW DECISION ITEM**

RANK: 2 OF \_\_\_\_\_

<b>Department of Higher Education</b>	<b>Budget Unit</b> <u>55520C, 55640C, 55530C, 55615C &amp; 55710C</u>
<b>Division - Department Wide</b>	
<b>DI Name: CtC - FY 14 General Structure COLA</b>	<b>DI#: 0000014</b>

**4. DESCRIBE THE DETAILED ASSUMPTIONS USED TO DERIVE THE SPECIFIC REQUESTED AMOUNT. (How did you determine that the requested number of FTE were appropriate? From what source or standard did you derive the requested levels of funding? Were alternatives such as outsourcing or automation considered? If based on new legislation, does request tie to TAFP fiscal note? If not, explain why. Detail which portions of the request are one-times and how those amounts were calculated.)**

The appropriation amount for the Fiscal Year 14 pay plan was based on the pay increase beginning in January, 2014 for the final twelve pay periods of the fiscal year. This requested amount is equivalent to the remaining twelve pay periods in order to provide the core funding necessary for a full fiscal year.

General Revenue

Coordination Administration	2,796
Grant & Scholarship Administration	<u>713</u>
Total General Revenue	3,509

Federal

Coordination Administration	1,395
Improving Teacher Quality Grant	<u>250</u>
Total Federal	1,645

Other

Proprietary Schools Administration	1,001
Loan Program Administration	<u>13,026</u>
Total Other	14,027

<b>Total Pay Plan</b>	<b><u><u>19,181</u></u></b>
-----------------------	-----------------------------

**NEW DECISION ITEM**

RANK: 2 OF \_\_\_\_\_

<b>Department of Higher Education</b>	<b>Budget Unit</b> <u>55520C, 55640C, 55530C, 55615C &amp; 55710C</u>
<b>Division - Department Wide</b>	
<b>DI Name: CtC - FY 14 General Structure COLA</b>	<b>DI#: 0000014</b>

**5. BREAK DOWN THE REQUEST BY BUDGET OBJECT CLASS, JOB CLASS, AND FUND SOURCE. IDENTIFY ONE-TIME COSTS.**

Budget Object Class/Job Class	Dept Req		Dept Req		Dept Req		Dept Req		Dept Req	Dept Req	Dept Req	
	GR	Dept Req	FED	Dept Req	OTHER	Dept Req	TOTAL	TOTAL	One-Time			
	DOLLARS	GR	FTE	DOLLARS	FED	FTE	DOLLARS	OTHER	FTE	DOLLARS	FTE	DOLLARS
										0	0.0	
										0	0.0	
<b>Total PS</b>	<b>0</b>		<b>0.0</b>	<b>0</b>		<b>0.0</b>	<b>0</b>		<b>0.0</b>	<b>0</b>	<b>0.0</b>	<b>0</b>
<b>Grand Total</b>	<b>0</b>		<b>0.0</b>	<b>0</b>		<b>0.0</b>	<b>0</b>		<b>0.0</b>	<b>0</b>	<b>0.0</b>	<b>0</b>

Budget Object Class/Job Class	Gov Rec		Gov Rec		Gov Rec		Gov Rec		Gov Rec	Gov Rec	Gov Rec	
	GR	Gov Rec	FED	Gov Rec	OTHER	Gov Rec	TOTAL	TOTAL	One-Time			
	DOLLARS	GR	FTE	DOLLARS	FED	FTE	DOLLARS	OTHER	FTE	DOLLARS	FTE	DOLLARS
										0	0.0	
Salaries/Wages	3,509			1,645			14,027			19,181	0.0	
<b>Total PS</b>	<b>3,509</b>		<b>0.0</b>	<b>1,645</b>		<b>0.0</b>	<b>14,027</b>		<b>0.0</b>	<b>19,181</b>	<b>0.0</b>	<b>0</b>
<b>Grand Total</b>	<b>3,509</b>		<b>0.0</b>	<b>1,645</b>		<b>0.0</b>	<b>14,027</b>		<b>0.0</b>	<b>19,181</b>	<b>0.0</b>	<b>0</b>

**DECISION ITEM DETAIL**

Budget Unit	FY 2013	FY 2013	FY 2014	FY 2014	FY 2015	FY 2015	FY 2015	FY 2015
Decision Item	ACTUAL	ACTUAL	BUDGET	BUDGET	DEPT REQ	DEPT REQ	GOV REC	GOV REC
Budget Object Class	DOLLAR	FTE	DOLLAR	FTE	DOLLAR	FTE	DOLLAR	FTE
<b>COORDINATION ADMINISTRATION</b>								
<b>Pay Plan FY14-Cost to Continue - 0000014</b>								
DIRECTOR	0	0.00	0	0.00	250	0.00	250	0.00
DHE/IPEDS SYSTEMS ASSISTANT	0	0.00	0	0.00	250	0.00	250	0.00
DATA SERVICES SPECIALIST	0	0.00	0	0.00	225	0.00	225	0.00
INFORMATION SUPPORT COORDINATOR	0	0.00	0	0.00	173	0.00	173	0.00
RESEARCH ASSOCIATE II	0	0.00	0	0.00	750	0.00	750	0.00
FINANCIAL RECORDS COORDINATOR	0	0.00	0	0.00	90	0.00	90	0.00
OFFICE SERVICES ASSISTANT	0	0.00	0	0.00	145	0.00	145	0.00
RESEARCH ASSOCIATE I	0	0.00	0	0.00	100	0.00	100	0.00
ADMINISTRATIVE ASSISTANT	0	0.00	0	0.00	1,038	0.00	1,038	0.00
SENIOR ASSOCIATE	0	0.00	0	0.00	225	0.00	225	0.00
STUDENT ASSISTANCE ASSOCIATE	0	0.00	0	0.00	225	0.00	225	0.00
COORDINATOR	0	0.00	0	0.00	245	0.00	245	0.00
PROGRAM SPECIALIST	0	0.00	0	0.00	225	0.00	225	0.00
STATE DEPARTMENT DIRECTOR	0	0.00	0	0.00	250	0.00	250	0.00
<b>TOTAL - PS</b>	<b>0</b>	<b>0.00</b>	<b>0</b>	<b>0.00</b>	<b>4,191</b>	<b>0.00</b>	<b>4,191</b>	<b>0.00</b>
<b>GRAND TOTAL</b>	<b>\$0</b>	<b>0.00</b>	<b>\$0</b>	<b>0.00</b>	<b>\$4,191</b>	<b>0.00</b>	<b>\$4,191</b>	<b>0.00</b>
<b>GENERAL REVENUE</b>	<b>\$0</b>	<b>0.00</b>	<b>\$0</b>	<b>0.00</b>	<b>\$2,796</b>	<b>0.00</b>	<b>\$2,796</b>	<b>0.00</b>
<b>FEDERAL FUNDS</b>	<b>\$0</b>	<b>0.00</b>	<b>\$0</b>	<b>0.00</b>	<b>\$1,395</b>	<b>0.00</b>	<b>\$1,395</b>	<b>0.00</b>
<b>OTHER FUNDS</b>	<b>\$0</b>	<b>0.00</b>	<b>\$0</b>	<b>0.00</b>	<b>\$0</b>	<b>0.00</b>	<b>\$0</b>	<b>0.00</b>

**DECISION ITEM DETAIL**

Budget Unit	FY 2013	FY 2013	FY 2014	FY 2014	FY 2015	FY 2015	FY 2015	FY 2015
Decision Item	ACTUAL	ACTUAL	BUDGET	BUDGET	DEPT REQ	DEPT REQ	GOV REC	GOV REC
Budget Object Class	DOLLAR	FTE	DOLLAR	FTE	DOLLAR	FTE	DOLLAR	FTE
<b>GRANT &amp; SCHOLARSHIP ADMIN</b>								
<b>Pay Plan FY14-Cost to Continue - 0000014</b>								
INFORMATION SPECIALIST	0	0.00	0	0.00	375	0.00	375	0.00
INFORMATION SUPPORT COORDINATO	0	0.00	0	0.00	75	0.00	75	0.00
OFFICE SERVICES ASSISTANT	0	0.00	0	0.00	25	0.00	25	0.00
ADMINISTRATIVE ASSISTANT	0	0.00	0	0.00	213	0.00	213	0.00
MISCELLANEOUS PROFESSIONAL	0	0.00	0	0.00	25	0.00	25	0.00
<b>TOTAL - PS</b>	<b>0</b>	<b>0.00</b>	<b>0</b>	<b>0.00</b>	<b>713</b>	<b>0.00</b>	<b>713</b>	<b>0.00</b>
<b>GRAND TOTAL</b>	<b>\$0</b>	<b>0.00</b>	<b>\$0</b>	<b>0.00</b>	<b>\$713</b>	<b>0.00</b>	<b>\$713</b>	<b>0.00</b>
<b>GENERAL REVENUE</b>	<b>\$0</b>	<b>0.00</b>	<b>\$0</b>	<b>0.00</b>	<b>\$713</b>	<b>0.00</b>	<b>\$713</b>	<b>0.00</b>
<b>FEDERAL FUNDS</b>	<b>\$0</b>	<b>0.00</b>	<b>\$0</b>	<b>0.00</b>	<b>\$0</b>	<b>0.00</b>	<b>\$0</b>	<b>0.00</b>
<b>OTHER FUNDS</b>	<b>\$0</b>	<b>0.00</b>	<b>\$0</b>	<b>0.00</b>	<b>\$0</b>	<b>0.00</b>	<b>\$0</b>	<b>0.00</b>

**DECISION ITEM DETAIL**

Budget Unit	FY 2013	FY 2013	FY 2014	FY 2014	FY 2015	FY 2015	FY 2015	FY 2015
Decision Item	ACTUAL	ACTUAL	BUDGET	BUDGET	DEPT REQ	DEPT REQ	GOV REC	GOV REC
Budget Object Class	DOLLAR	FTE	DOLLAR	FTE	DOLLAR	FTE	DOLLAR	FTE
<b>PROPRIETARY SCHOOL ADMIN</b>								
<b>Pay Plan FY14-Cost to Continue - 0000014</b>								
RESEARCH ASSOCIATE II	0	0.00	0	0.00	508	0.00	508	0.00
RESEARCH ASSOCIATE I	0	0.00	0	0.00	323	0.00	323	0.00
ADMINISTRATIVE ASSISTANT	0	0.00	0	0.00	170	0.00	170	0.00
<b>TOTAL - PS</b>	<b>0</b>	<b>0.00</b>	<b>0</b>	<b>0.00</b>	<b>1,001</b>	<b>0.00</b>	<b>1,001</b>	<b>0.00</b>
<b>GRAND TOTAL</b>	<b>\$0</b>	<b>0.00</b>	<b>\$0</b>	<b>0.00</b>	<b>\$1,001</b>	<b>0.00</b>	<b>\$1,001</b>	<b>0.00</b>
GENERAL REVENUE	\$0	0.00	\$0	0.00	\$0	0.00	\$0	0.00
FEDERAL FUNDS	\$0	0.00	\$0	0.00	\$0	0.00	\$0	0.00
OTHER FUNDS	\$0	0.00	\$0	0.00	\$1,001	0.00	\$1,001	0.00

**DECISION ITEM DETAIL**

Budget Unit	FY 2013	FY 2013	FY 2014	FY 2014	FY 2015	FY 2015	FY 2015	FY 2015
Decision Item	ACTUAL	ACTUAL	BUDGET	BUDGET	DEPT REQ	DEPT REQ	GOV REC	GOV REC
Budget Object Class	DOLLAR	FTE	DOLLAR	FTE	DOLLAR	FTE	DOLLAR	FTE
<b>IMPROVING TEACHER QUALITY GRT</b>								
<b>Pay Plan FY14-Cost to Continue - 0000014</b>								
RESEARCH ASSOCIATE I	0	0.00	0	0.00	250	0.00	250	0.00
TOTAL - PS	0	0.00	0	0.00	250	0.00	250	0.00
<b>GRAND TOTAL</b>	<b>\$0</b>	<b>0.00</b>	<b>\$0</b>	<b>0.00</b>	<b>\$250</b>	<b>0.00</b>	<b>\$250</b>	<b>0.00</b>
GENERAL REVENUE	\$0	0.00	\$0	0.00	\$0	0.00	\$0	0.00
FEDERAL FUNDS	\$0	0.00	\$0	0.00	\$250	0.00	\$250	0.00
OTHER FUNDS	\$0	0.00	\$0	0.00	\$0	0.00	\$0	0.00



**DECISION ITEM DETAIL**

Budget Unit	FY 2013	FY 2013	FY 2014	FY 2014	FY 2015	FY 2015	FY 2015	FY 2015
Decision Item	ACTUAL	ACTUAL	BUDGET	BUDGET	DEPT REQ	DEPT REQ	GOV REC	GOV REC
Budget Object Class	DOLLAR	FTE	DOLLAR	FTE	DOLLAR	FTE	DOLLAR	FTE
<b>LOAN PROGRAM ADMINISTRATION</b>								
<b>Pay Plan FY14-Cost to Continue - 0000014</b>								
DIRECTOR	0	0.00	0	0.00	490	0.00	490	0.00
OFFICE SUPPORT ASSISTANT	0	0.00	0	0.00	435	0.00	435	0.00
PUBLIC INFORMATION SPECIAL II	0	0.00	0	0.00	225	0.00	225	0.00
SR OFC SUPPORT ASST (KEYBOARD)	0	0.00	0	0.00	25	0.00	25	0.00
ACCOUNT CLERK II	0	0.00	0	0.00	250	0.00	250	0.00
ACCOUNTANT I	0	0.00	0	0.00	178	0.00	178	0.00
ACCOUNTING SPECIALIST I	0	0.00	0	0.00	250	0.00	250	0.00
COORDINATOR I	0	0.00	0	0.00	750	0.00	750	0.00
COORDINATOR II	0	0.00	0	0.00	500	0.00	500	0.00
HUMAN RESOURCE SPECIALIST I	0	0.00	0	0.00	178	0.00	178	0.00
RESEARCH ASSOCIATE II	0	0.00	0	0.00	900	0.00	900	0.00
COMPLIANCE REVIEWER I	0	0.00	0	0.00	1,000	0.00	1,000	0.00
CLIENT SERVICES REPRESENTA I	0	0.00	0	0.00	1,543	0.00	1,543	0.00
CLIENT SERVICES REPRESENTA II	0	0.00	0	0.00	1,000	0.00	1,000	0.00
OFFICE SERVICES ASSISTANT	0	0.00	0	0.00	150	0.00	150	0.00
RESEARCH ASSOCIATE I	0	0.00	0	0.00	150	0.00	150	0.00
ADMINISTRATIVE ASSISTANT	0	0.00	0	0.00	388	0.00	388	0.00
SENIOR ASSOCIATE	0	0.00	0	0.00	1,313	0.00	1,313	0.00
STUDENT ASSISTANCE ASSOCIATE	0	0.00	0	0.00	250	0.00	250	0.00
PROGRAM SPECIALIST	0	0.00	0	0.00	2,150	0.00	2,150	0.00
GRAPHIC ARTS SPECIALIST III	0	0.00	0	0.00	225	0.00	225	0.00
STATE DEPARTMENT DIRECTOR	0	0.00	0	0.00	150	0.00	150	0.00
DESIGNATED PRINC ASSISTANT-DEP	0	0.00	0	0.00	238	0.00	238	0.00
ASSIST COMMISSIONER	0	0.00	0	0.00	138	0.00	138	0.00
EXECUTIVE ASSISTANT	0	0.00	0	0.00	150	0.00	150	0.00
<b>TOTAL - PS</b>	<b>0</b>	<b>0.00</b>	<b>0</b>	<b>0.00</b>	<b>13,026</b>	<b>0.00</b>	<b>13,026</b>	<b>0.00</b>
<b>GRAND TOTAL</b>	<b>\$0</b>	<b>0.00</b>	<b>\$0</b>	<b>0.00</b>	<b>\$13,026</b>	<b>0.00</b>	<b>\$13,026</b>	<b>0.00</b>
<b>GENERAL REVENUE</b>	<b>\$0</b>	<b>0.00</b>	<b>\$0</b>	<b>0.00</b>	<b>\$0</b>	<b>0.00</b>	<b>\$0</b>	<b>0.00</b>
<b>FEDERAL FUNDS</b>	<b>\$0</b>	<b>0.00</b>	<b>\$0</b>	<b>0.00</b>	<b>\$0</b>	<b>0.00</b>	<b>\$0</b>	<b>0.00</b>
<b>OTHER FUNDS</b>	<b>\$0</b>	<b>0.00</b>	<b>\$0</b>	<b>0.00</b>	<b>\$13,026</b>	<b>0.00</b>	<b>\$13,026</b>	<b>0.00</b>

**NEW DECISION ITEM**

RANK: 2 OF \_\_\_\_\_

<b>Department of Higher Education</b>	<b>Budget Unit</b> <u>55520C, 55640C, 55530C, 55615C &amp; 55710C</u>
<b>Division - Department Wide</b>	
<b>DI Name: General Structure Adjustment - Cost of Living</b>	<b>DI#: 0000015</b>

**1. AMOUNT OF REQUEST**

	FY 2015 Budget Request				FY 2015 Governor's Recommendation			
	GR	Federal	Other	Total	GR	Federal	Other	Total
PS	0	0	0	0	6,574	3,774	34,060	44,408
EE	0	0	0	0	0	0	0	0
PSD	0	0	0	0	0	0	0	0
TRF	0	0	0	0	0	0	0	0
<b>Total</b>	<b>0</b>	<b>0</b>	<b>0</b>	<b>0</b>	<b>6,574</b>	<b>3,774</b>	<b>34,060</b>	<b>44,408</b>
FTE	0.00	0.00	0.00	0.00	0.00	0.00	0.00	0.00

<b>Est. Fringe</b>	0	0	0	0
--------------------	---	---	---	---

*Note: Fringes budgeted in House Bill 5 except for certain fringes budgeted directly to MoDOT, Highway Patrol, and Conservation.*

<b>Est. Fringe</b>	1,680	964	8,702	11,346
--------------------	-------	-----	-------	--------

*Note: Fringes budgeted in House Bill 5 except for certain fringes budgeted directly to MoDOT, Highway Patrol, and Conservation.*

Other Funds:

Other Funds:

**2. THIS REQUEST CAN BE CATEGORIZED AS:**

<input type="checkbox"/> New Legislation	<input type="checkbox"/> New Program	<input type="checkbox"/> Fund Switch
<input type="checkbox"/> Federal Mandate	<input type="checkbox"/> Program Expansion	<input type="checkbox"/> Cost to Continue
<input type="checkbox"/> GR Pick-Up	<input type="checkbox"/> Space Request	<input type="checkbox"/> Equipment Replacement
<input checked="" type="checkbox"/> Pay Plan	<input type="checkbox"/> Other: _____	

**3. WHY IS THIS FUNDING NEEDED? PROVIDE AN EXPLANATION FOR ITEMS CHECKED IN #2. INCLUDE THE FEDERAL OR STATE STATUTORY OR CONSTITUTIONAL AUTHORIZATION FOR THIS PROGRAM.**

The Governor's Fiscal Year 2015 budget includes a three percent pay raise for state employees, beginning January 1, 2015.

**NEW DECISION ITEM**

RANK: 2 OF \_\_\_\_\_

<b>Department of Higher Education</b>	<b>Budget Unit</b> <u>55520C, 55640C, 55530C, 55615C &amp; 55710C</u>
<b>Division - Department Wide</b>	
<b>DI Name: General Structure Adjustment - Cost of Living</b>	<b>DI#: 0000015</b>

**4. DESCRIBE THE DETAILED ASSUMPTIONS USED TO DERIVE THE SPECIFIC REQUESTED AMOUNT. (How did you determine that the requested number of FTE were appropriate? From what source or standard did you derive the requested levels of funding? Were alternatives such as outsourcing or automation considered? If based on new legislation, does request tie to TAFP fiscal note? If not, explain why. Detail which portions of the request are one-times and how those amounts were calculated.)**

Three percent of the core personal services appropriation amounts was calculated. That amount was then adjusted to reflect 11 pay periods which is the number of pay periods that would be paid in Fiscal Year 2015 after January 1, 2015.

General Revenue

Coordination Administration	4,980
Grant & Scholarship Administration	<u>1,594</u>
Total General Revenue	6,574

Federal

Coordination Administration	3,256
Improving Teacher Quality Grant	<u>518</u>
Total Federal	3,774

Other

Coordination Administration	516
Proprietary Schools Administration	2,610
Loan Program Administration	<u>30,934</u>
Total Other	34,060
<b>Total Pay Plan</b>	<b><u>44,408</u></b>

**NEW DECISION ITEM**

RANK: 2 OF \_\_\_\_\_

<b>Department of Higher Education</b>	<b>Budget Unit</b> <u>55520C, 55640C, 55530C, 55615C &amp; 55710C</u>
<b>Division - Department Wide</b>	
<b>DI Name: General Structure Adjustment - Cost of Living</b>	<b>DI#: 000015</b>

**5. BREAK DOWN THE REQUEST BY BUDGET OBJECT CLASS, JOB CLASS, AND FUND SOURCE. IDENTIFY ONE-TIME COSTS.**

Budget Object Class/Job Class	Dept Req		Dept Req		Dept Req		Dept Req		Dept Req	Dept Req	Dept Req
	GR	Dept Req	FED	Dept Req	OTHER	Dept Req	TOTAL	TOTAL	One-Time		
	DOLLARS	GR	FTE	DOLLARS	FED	FTE	DOLLARS	OTHER FTE	DOLLARS	FTE	DOLLARS
									0	0.0	
									0	0.0	
<b>Total PS</b>	<b>0</b>		<b>0.0</b>	<b>0</b>		<b>0.0</b>	<b>0</b>	<b>0.0</b>	<b>0</b>	<b>0.0</b>	<b>0</b>
<b>Grand Total</b>	<b>0</b>		<b>0.0</b>	<b>0</b>		<b>0.0</b>	<b>0</b>	<b>0.0</b>	<b>0</b>	<b>0.0</b>	<b>0</b>

Budget Object Class/Job Class	Gov Rec		Gov Rec		Gov Rec		Gov Rec		Gov Rec	Gov Rec	Gov Rec
	GR	Gov Rec	FED	Gov Rec	OTHER	Gov Rec	TOTAL	TOTAL	One-Time		
	DOLLARS	GR	FTE	DOLLARS	FED	FTE	DOLLARS	OTHER FTE	DOLLARS	FTE	DOLLARS
									0	0.0	
Salaries/Wages	6,574			3,774			34,060		44,408	0.0	
<b>Total PS</b>	<b>6,574</b>		<b>0.0</b>	<b>3,774</b>		<b>0.0</b>	<b>34,060</b>	<b>0.0</b>	<b>44,408</b>	<b>0.0</b>	<b>0</b>
<b>Grand Total</b>	<b>6,574</b>		<b>0.0</b>	<b>3,774</b>		<b>0.0</b>	<b>34,060</b>	<b>0.0</b>	<b>44,408</b>	<b>0.0</b>	<b>0</b>

**DECISION ITEM DETAIL**

Budget Unit	FY 2013	FY 2013	FY 2014	FY 2014	FY 2015	FY 2015	FY 2015	FY 2015
Decision Item	ACTUAL	ACTUAL	BUDGET	BUDGET	DEPT REQ	DEPT REQ	GOV REC	GOV REC
Budget Object Class	DOLLAR	FTE	DOLLAR	FTE	DOLLAR	FTE	DOLLAR	FTE
<b>COORDINATION ADMINISTRATION</b>								
<b>Pay Plan FY15-COLA - 0000015</b>								
DIRECTOR	0	0.00	0	0.00	0	0.00	983	0.00
DHE/IPEDS SYSTEMS ASSISTANT	0	0.00	0	0.00	0	0.00	544	0.00
DATA SERVICES SPECIALIST	0	0.00	0	0.00	0	0.00	372	0.00
INFORMATION SUPPORT COORDINATO	0	0.00	0	0.00	0	0.00	339	0.00
RESEARCH ASSOCIATE II	0	0.00	0	0.00	0	0.00	572	0.00
FINANCIAL RECORDS COORDINATOR	0	0.00	0	0.00	0	0.00	150	0.00
OFFICE SERVICES ASSISTANT	0	0.00	0	0.00	0	0.00	331	0.00
RESEARCH ASSOCIATE I	0	0.00	0	0.00	0	0.00	1,043	0.00
ADMINISTRATIVE ASSISTANT	0	0.00	0	0.00	0	0.00	771	0.00
SENIOR ASSOCIATE	0	0.00	0	0.00	0	0.00	501	0.00
STUDENT ASSISTANCE ASSOCIATE	0	0.00	0	0.00	0	0.00	543	0.00
COORDINATOR	0	0.00	0	0.00	0	0.00	323	0.00
PROGRAM SPECIALIST	0	0.00	0	0.00	0	0.00	465	0.00
STATE DEPARTMENT DIRECTOR	0	0.00	0	0.00	0	0.00	1,815	0.00
<b>TOTAL - PS</b>	<b>0</b>	<b>0.00</b>	<b>0</b>	<b>0.00</b>	<b>0</b>	<b>0.00</b>	<b>8,752</b>	<b>0.00</b>
<b>GRAND TOTAL</b>	<b>\$0</b>	<b>0.00</b>	<b>\$0</b>	<b>0.00</b>	<b>\$0</b>	<b>0.00</b>	<b>\$8,752</b>	<b>0.00</b>
<b>GENERAL REVENUE</b>	<b>\$0</b>	<b>0.00</b>	<b>\$0</b>	<b>0.00</b>	<b>\$0</b>	<b>0.00</b>	<b>\$4,980</b>	<b>0.00</b>
<b>FEDERAL FUNDS</b>	<b>\$0</b>	<b>0.00</b>	<b>\$0</b>	<b>0.00</b>	<b>\$0</b>	<b>0.00</b>	<b>\$3,256</b>	<b>0.00</b>
<b>OTHER FUNDS</b>	<b>\$0</b>	<b>0.00</b>	<b>\$0</b>	<b>0.00</b>	<b>\$0</b>	<b>0.00</b>	<b>\$516</b>	<b>0.00</b>

**DECISION ITEM DETAIL**

Budget Unit	FY 2013	FY 2013	FY 2014	FY 2014	FY 2015	FY 2015	FY 2015	FY 2015
Decision Item	ACTUAL	ACTUAL	BUDGET	BUDGET	DEPT REQ	DEPT REQ	GOV REC	GOV REC
Budget Object Class	DOLLAR	FTE	DOLLAR	FTE	DOLLAR	FTE	DOLLAR	FTE
<b>GRANT &amp; SCHOLARSHIP ADMIN</b>								
<b>Pay Plan FY15-COLA - 0000015</b>								
INFORMATION SPECIALIST	0	0.00	0	0.00	0	0.00	502	0.00
INFORMATION SUPPORT COORDINATO	0	0.00	0	0.00	0	0.00	86	0.00
RESEARCH ASSOCIATE II	0	0.00	0	0.00	0	0.00	421	0.00
OFFICE SERVICES ASSISTANT	0	0.00	0	0.00	0	0.00	32	0.00
ADMINISTRATIVE ASSISTANT	0	0.00	0	0.00	0	0.00	322	0.00
MISCELLANEOUS PROFESSIONAL	0	0.00	0	0.00	0	0.00	231	0.00
<b>TOTAL - PS</b>	<b>0</b>	<b>0.00</b>	<b>0</b>	<b>0.00</b>	<b>0</b>	<b>0.00</b>	<b>1,594</b>	<b>0.00</b>
<b>GRAND TOTAL</b>	<b>\$0</b>	<b>0.00</b>	<b>\$0</b>	<b>0.00</b>	<b>\$0</b>	<b>0.00</b>	<b>\$1,594</b>	<b>0.00</b>
<b>GENERAL REVENUE</b>	<b>\$0</b>	<b>0.00</b>	<b>\$0</b>	<b>0.00</b>	<b>\$0</b>	<b>0.00</b>	<b>\$1,594</b>	<b>0.00</b>
<b>FEDERAL FUNDS</b>	<b>\$0</b>	<b>0.00</b>	<b>\$0</b>	<b>0.00</b>	<b>\$0</b>	<b>0.00</b>	<b>\$0</b>	<b>0.00</b>
<b>OTHER FUNDS</b>	<b>\$0</b>	<b>0.00</b>	<b>\$0</b>	<b>0.00</b>	<b>\$0</b>	<b>0.00</b>	<b>\$0</b>	<b>0.00</b>

**DECISION ITEM DETAIL**

Budget Unit	FY 2013	FY 2013	FY 2014	FY 2014	FY 2015	FY 2015	FY 2015	FY 2015
Decision Item	ACTUAL	ACTUAL	BUDGET	BUDGET	DEPT REQ	DEPT REQ	GOV REC	GOV REC
Budget Object Class	DOLLAR	FTE	DOLLAR	FTE	DOLLAR	FTE	DOLLAR	FTE
<b>PROPRIETARY SCHOOL ADMIN</b>								
<b>Pay Plan FY15-COLA - 0000015</b>								
RESEARCH ASSOCIATE II	0	0.00	0	0.00	0	0.00	1,072	0.00
RESEARCH ASSOCIATE I	0	0.00	0	0.00	0	0.00	743	0.00
ADMINISTRATIVE ASSISTANT	0	0.00	0	0.00	0	0.00	394	0.00
PROGRAM SPECIALIST	0	0.00	0	0.00	0	0.00	401	0.00
<b>TOTAL - PS</b>	<b>0</b>	<b>0.00</b>	<b>0</b>	<b>0.00</b>	<b>0</b>	<b>0.00</b>	<b>2,610</b>	<b>0.00</b>
<b>GRAND TOTAL</b>	<b>\$0</b>	<b>0.00</b>	<b>\$0</b>	<b>0.00</b>	<b>\$0</b>	<b>0.00</b>	<b>\$2,610</b>	<b>0.00</b>
GENERAL REVENUE	\$0	0.00	\$0	0.00	\$0	0.00	\$0	0.00
FEDERAL FUNDS	\$0	0.00	\$0	0.00	\$0	0.00	\$0	0.00
OTHER FUNDS	\$0	0.00	\$0	0.00	\$0	0.00	\$2,610	0.00

**DECISION ITEM DETAIL**

Budget Unit	FY 2013	FY 2013	FY 2014	FY 2014	FY 2015	FY 2015	FY 2015	FY 2015
Decision Item	ACTUAL	ACTUAL	BUDGET	BUDGET	DEPT REQ	DEPT REQ	GOV REC	GOV REC
Budget Object Class	DOLLAR	FTE	DOLLAR	FTE	DOLLAR	FTE	DOLLAR	FTE
<b>IMPROVING TEACHER QUALITY GRT</b>								
Pay Plan FY15-COLA - 0000015								
RESEARCH ASSOCIATE I	0	0.00	0	0.00	0	0.00	518	0.00
TOTAL - PS	0	0.00	0	0.00	0	0.00	518	0.00
<b>GRAND TOTAL</b>	<b>\$0</b>	<b>0.00</b>	<b>\$0</b>	<b>0.00</b>	<b>\$0</b>	<b>0.00</b>	<b>\$518</b>	<b>0.00</b>
GENERAL REVENUE	\$0	0.00	\$0	0.00	\$0	0.00	\$0	0.00
FEDERAL FUNDS	\$0	0.00	\$0	0.00	\$0	0.00	\$518	0.00
OTHER FUNDS	\$0	0.00	\$0	0.00	\$0	0.00	\$0	0.00



**DECISION ITEM DETAIL**

Budget Unit	FY 2013	FY 2013	FY 2014	FY 2014	FY 2015	FY 2015	FY 2015	FY 2015
Decision Item	ACTUAL	ACTUAL	BUDGET	BUDGET	DEPT REQ	DEPT REQ	GOV REC	GOV REC
Budget Object Class	DOLLAR	FTE	DOLLAR	FTE	DOLLAR	FTE	DOLLAR	FTE
<b>LOAN PROGRAM ADMINISTRATION</b>								
<b>Pay Plan FY15-COLA - 0000015</b>								
DIRECTOR	0	0.00	0	0.00	0	0.00	1,900	0.00
OFFICE SUPPORT ASSISTANT	0	0.00	0	0.00	0	0.00	620	0.00
PUBLIC INFORMATION SPECIAL II	0	0.00	0	0.00	0	0.00	452	0.00
SR OFC SUPPORT ASST (KEYBOARD)	0	0.00	0	0.00	0	0.00	41	0.00
ACCOUNT CLERK II	0	0.00	0	0.00	0	0.00	387	0.00
ACCOUNTANT I	0	0.00	0	0.00	0	0.00	357	0.00
ACCOUNTING SPECIALIST I	0	0.00	0	0.00	0	0.00	560	0.00
COORDINATOR I	0	0.00	0	0.00	0	0.00	1,562	0.00
COORDINATOR II	0	0.00	0	0.00	0	0.00	1,090	0.00
HUMAN RESOURCE SPECIALIST I	0	0.00	0	0.00	0	0.00	326	0.00
RESEARCH ASSOCIATE II	0	0.00	0	0.00	0	0.00	1,374	0.00
COMPLIANCE REVIEWER I	0	0.00	0	0.00	0	0.00	2,017	0.00
CLIENT SERVICES REPRESENTA I	0	0.00	0	0.00	0	0.00	3,605	0.00
CLIENT SERVICES REPRESENTA II	0	0.00	0	0.00	0	0.00	2,241	0.00
OFFICE SERVICES ASSISTANT	0	0.00	0	0.00	0	0.00	266	0.00
RESEARCH ASSOCIATE I	0	0.00	0	0.00	0	0.00	317	0.00
ADMINISTRATIVE ASSISTANT	0	0.00	0	0.00	0	0.00	823	0.00
SENIOR ASSOCIATE	0	0.00	0	0.00	0	0.00	5,816	0.00
STUDENT ASSISTANCE ASSOCIATE	0	0.00	0	0.00	0	0.00	550	0.00
PROGRAM SPECIALIST	0	0.00	0	0.00	0	0.00	3,527	0.00
GRAPHIC ARTS SPECIALIST III	0	0.00	0	0.00	0	0.00	428	0.00
STATE DEPARTMENT DIRECTOR	0	0.00	0	0.00	0	0.00	454	0.00
DESIGNATED PRINC ASSISTANT-DEP	0	0.00	0	0.00	0	0.00	1,249	0.00
ASSIST COMMISSIONER	0	0.00	0	0.00	0	0.00	581	0.00
EXECUTIVE ASSISTANT	0	0.00	0	0.00	0	0.00	391	0.00
<b>TOTAL - PS</b>	<b>0</b>	<b>0.00</b>	<b>0</b>	<b>0.00</b>	<b>0</b>	<b>0.00</b>	<b>30,934</b>	<b>0.00</b>
<b>GRAND TOTAL</b>	<b>\$0</b>	<b>0.00</b>	<b>\$0</b>	<b>0.00</b>	<b>\$0</b>	<b>0.00</b>	<b>\$30,934</b>	<b>0.00</b>
<b>GENERAL REVENUE</b>	<b>\$0</b>	<b>0.00</b>	<b>\$0</b>	<b>0.00</b>	<b>\$0</b>	<b>0.00</b>	<b>\$0</b>	<b>0.00</b>
<b>FEDERAL FUNDS</b>	<b>\$0</b>	<b>0.00</b>	<b>\$0</b>	<b>0.00</b>	<b>\$0</b>	<b>0.00</b>	<b>\$0</b>	<b>0.00</b>
<b>OTHER FUNDS</b>	<b>\$0</b>	<b>0.00</b>	<b>\$0</b>	<b>0.00</b>	<b>\$0</b>	<b>0.00</b>	<b>\$30,934</b>	<b>0.00</b>



**DECISION ITEM SUMMARY**

Budget Unit									
Decision Item	FY 2013	FY 2013	FY 2014	FY 2014	FY 2015	FY 2015	FY 2015	FY 2015	FY 2015
Budget Object Summary	ACTUAL	ACTUAL	BUDGET	BUDGET	DEPT REQ	DEPT REQ	GOV REC	GOV REC	GOV REC
Fund	DOLLAR	FTE	DOLLAR	FTE	DOLLAR	FTE	DOLLAR	FTE	FTE
<b>COORDINATION ADMINISTRATION</b>									
<b>CORE</b>									
<b>PERSONAL SERVICES</b>									
GENERAL REVENUE	345,723	6.71	359,367	11.18	359,367	11.18	359,367	11.18	11.18
DEPT HIGHER EDUCATION	233,449	5.53	235,439	5.58	235,439	5.58	235,439	5.58	5.58
DHE OUT-OF-STATE PROGRM FUND	0	0.00	0	0.00	37,500	0.00	37,500	0.00	0.00
TOTAL - PS	579,172	12.24	594,806	16.76	632,306	16.76	632,306	16.76	16.76
<b>EXPENSE &amp; EQUIPMENT</b>									
GENERAL REVENUE	136,298	0.00	145,615	0.00	145,615	0.00	145,615	0.00	0.00
DEPT HIGHER EDUCATION	15,086	0.00	45,354	0.00	45,354	0.00	45,354	0.00	0.00
DHE OUT-OF-STATE PROGRM FUND	0	0.00	56,556	0.00	16,850	0.00	16,850	0.00	0.00
QUALITY IMPROVEMENT REVOLVING	37,845	0.00	156,869	0.00	156,869	0.00	156,869	0.00	0.00
TOTAL - EE	189,229	0.00	404,394	0.00	364,688	0.00	364,688	0.00	0.00
<b>PROGRAM-SPECIFIC</b>									
GENERAL REVENUE	1,439	0.00	0	0.00	0	0.00	0	0.00	0.00
DHE OUT-OF-STATE PROGRM FUND	5,850	0.00	0	0.00	0	0.00	0	0.00	0.00
QUALITY IMPROVEMENT REVOLVING	29,808	0.00	10,000	0.00	10,000	0.00	10,000	0.00	0.00
TOTAL - PD	37,097	0.00	10,000	0.00	10,000	0.00	10,000	0.00	0.00
<b>TOTAL</b>	<b>805,498</b>	<b>12.24</b>	<b>1,009,200</b>	<b>16.76</b>	<b>1,006,994</b>	<b>16.76</b>	<b>1,006,994</b>	<b>16.76</b>	<b>16.76</b>
<b>Pay Plan FY14-Cost to Continue - 0000014</b>									
<b>PERSONAL SERVICES</b>									
GENERAL REVENUE	0	0.00	0	0.00	2,796	0.00	2,796	0.00	0.00
DEPT HIGHER EDUCATION	0	0.00	0	0.00	1,395	0.00	1,395	0.00	0.00
TOTAL - PS	0	0.00	0	0.00	4,191	0.00	4,191	0.00	0.00
<b>TOTAL</b>	<b>0</b>	<b>0.00</b>	<b>0</b>	<b>0.00</b>	<b>4,191</b>	<b>0.00</b>	<b>4,191</b>	<b>0.00</b>	<b>0.00</b>
<b>Pay Plan FY15-COLA - 0000015</b>									
<b>PERSONAL SERVICES</b>									
GENERAL REVENUE	0	0.00	0	0.00	0	0.00	4,980	0.00	0.00
DEPT HIGHER EDUCATION	0	0.00	0	0.00	0	0.00	3,256	0.00	0.00

**DECISION ITEM SUMMARY**

<b>Budget Unit</b>								
<b>Decision Item</b>	<b>FY 2013</b>	<b>FY 2013</b>	<b>FY 2014</b>	<b>FY 2014</b>	<b>FY 2015</b>	<b>FY 2015</b>	<b>FY 2015</b>	<b>FY 2015</b>
<b>Budget Object Summary</b>	<b>ACTUAL</b>	<b>ACTUAL</b>	<b>BUDGET</b>	<b>BUDGET</b>	<b>DEPT REQ</b>	<b>DEPT REQ</b>	<b>GOV REC</b>	<b>GOV REC</b>
<b>Fund</b>	<b>DOLLAR</b>	<b>FTE</b>	<b>DOLLAR</b>	<b>FTE</b>	<b>DOLLAR</b>	<b>FTE</b>	<b>DOLLAR</b>	<b>FTE</b>
<b>COORDINATION ADMINISTRATION</b>								
<b>Pay Plan FY15-COLA - 0000015</b>								
<b>PERSONAL SERVICES</b>								
DHE OUT-OF-STATE PROGRM FUND	0	0.00	0	0.00	0	0.00	516	0.00
TOTAL - PS	0	0.00	0	0.00	0	0.00	8,752	0.00
<b>TOTAL</b>	<b>0</b>	<b>0.00</b>	<b>0</b>	<b>0.00</b>	<b>0</b>	<b>0.00</b>	<b>8,752</b>	<b>0.00</b>
<b>NDI-OUT-OF-STATE PRG APRVL FTE - 1555001</b>								
<b>PERSONAL SERVICES</b>								
DHE OUT-OF-STATE PROGRM FUND	0	0.00	0	0.00	0	1.00	0	1.00
TOTAL - PS	0	0.00	0	0.00	0	1.00	0	1.00
<b>TOTAL</b>	<b>0</b>	<b>0.00</b>	<b>0</b>	<b>0.00</b>	<b>0</b>	<b>1.00</b>	<b>0</b>	<b>1.00</b>
<b>GRAND TOTAL</b>	<b>\$805,498</b>	<b>12.24</b>	<b>\$1,009,200</b>	<b>16.76</b>	<b>\$1,011,185</b>	<b>17.76</b>	<b>\$1,019,937</b>	<b>17.76</b>

**CORE DECISION ITEM**

<b>Department of Higher Education</b>					<b>Budget Unit</b>	55520C				
<b>Division of Coordination Administration</b>										
<b>Core - Coordination Administration</b>										
<b>1. CORE FINANCIAL SUMMARY</b>										
<b>FY 2015 Budget Request</b>					<b>FY 2015 Governor's Recommendation</b>					
	<b>GR</b>	<b>Federal</b>	<b>Other</b>	<b>Total</b>		<b>GR</b>	<b>Fed</b>	<b>Other</b>	<b>Total</b>	
PS	359,367	235,439	37,500	632,306	PS	359,367	235,439	37,500	632,306	
EE	145,615	45,354	173,719	364,688	EE	145,615	45,354	173,719	364,688	
PSD	0	0	10,000	10,000	PSD	0	0	10,000	10,000	
<b>Total</b>	<b>504,982</b>	<b>280,793</b>	<b>221,219</b>	<b>1,006,994</b>	<b>Total</b>	<b>504,982</b>	<b>280,793</b>	<b>221,219</b>	<b>1,006,994</b>	
<b>FTE</b>	<b>11.18</b>	<b>5.58</b>	<b>0.00</b>	<b>16.76</b>	<b>FTE</b>	<b>11.18</b>	<b>5.58</b>	<b>0.00</b>	<b>16.76</b>	
<b>Est. Fringe</b>	<b>189,566</b>	<b>124,194</b>	<b>19,781</b>	<b>333,541</b>	<b>Est. Fringe</b>	<b>189,566</b>	<b>124,194</b>	<b>19,781</b>	<b>333,541</b>	
<i>Note: Fringes budgeted in House Bill 5 except for certain fringes budgeted directly to MoDOT, Highway Patrol, and Conservation.</i>					<i>Note: Fringes budgeted in House Bill 5 except for certain fringes budgeted directly to MoDOT, Highway Patrol, and Conservation.</i>					
Other Funds:	Quality Improvement Revolving Fund (0537) \$166,869				Other Funds:	Quality Improvement Revolving Fund (0537) \$166,869				
	DHE Out-of-State Program Fund (0420) \$54,350					DHE Out-of-State Program Fund (0420) \$54,350				
Notes:					Notes:					
<b>2. CORE DESCRIPTION</b>										
<p>This core decision item includes \$1,006,994 and 16.76 FTE for Coordination.</p> <p>CBHE has the leadership responsibility for higher education in Missouri. The CBHE and the Department of Higher Education conduct studies of population and enrollment trends; develop arrangements for more effective and more economical specialization among institutions and programs; encourage more effective mutual support and coordination among institutions; identify higher education and labor force needs; work collaboratively with the Department of Elementary and Secondary Education and the Department of Economic Development; and design a coordinated plan for higher education in the state and in its sub-regions. In doing so, the CBHE focuses on participation, completion, and affordability.</p> <p>The CBHE is also authorized by HB 1042 (2012) to charge and collect fees from out-of-state public institutions to cover the costs of reviewing and assuring the quality of programs offered by such institutions. The request for a continuing appropriation of \$54,350 from the DHE Out-of-State Program Fund will provide the additional resources necessary to support the out-of-state approval process. A separate program description follows the one for Coordination Administration.</p> <p><b>A new decision item is being requested for an additional 1.0 FTE necessary to administer the out-of-state approval process. No additional funds are being requested for this position. As outlined in the core reconciliation (#5), funds for this position will result in a core reallocation of expense and expenditures to personal service. There was also a core reduction of FY14 one-time E&amp;E expenditures for the out-of-state approval program.</b></p> <p>The request for a continuing appropriation of \$166,869 from the Quality Improvement Revolving Fund will allow for the collection of revenue on a cost-recovery basis from workshops and conferences provided by the MDHE to be used to support future workshops and conferences. It could also be used for distribution of certain federal money to higher education institutions.</p> <p>This request is for general revenue appropriation funding of \$504,982 and 11.18 FTE, \$280,793 federal and 5.58 FTE, and \$221,219 other funds necessary to provide leadership responsibility for higher education.</p>										

**CORE DECISION ITEM**

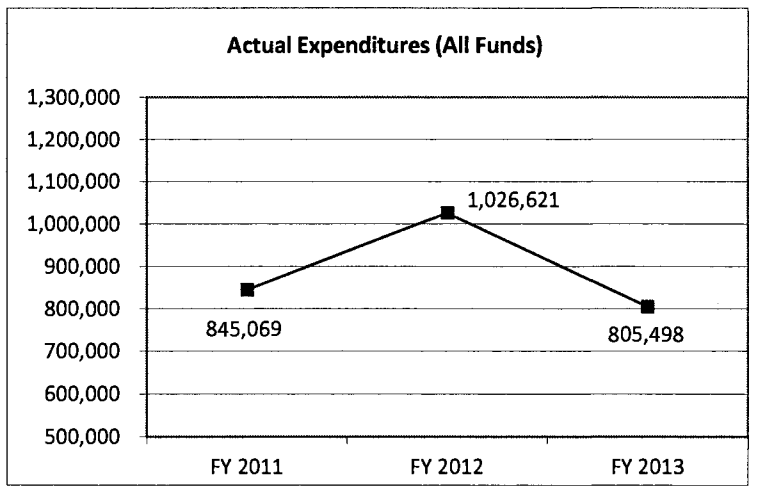
<b>Department of Higher Education</b>	<b>Budget Unit</b> 55520C
<b>Division of Coordination Administration</b>	
<b>Core - Coordination Administration</b>	

**3. PROGRAM LISTING (list programs included in this core funding)**

Coordination Administration

**4. FINANCIAL HISTORY**

	<u>FY 2011</u> Actual	<u>FY 2012</u> Actual	<u>FY 2013</u> Actual	<u>FY 2014</u> Current Yr.
Appropriation (All Funds)	1,286,915	1,100,994	986,425	1,009,200
Less Reverted (All Funds)	(147,155)	(7,870)	(15,157)	N/A
Budget Authority (All Funds)	1,139,760	1,093,124	971,268	N/A
Actual Expenditures (All Funds)	845,069	1,026,621	805,498	N/A
Unexpended (All Funds)	294,691	66,503	165,770	N/A
Unexpended, by Fund:				
General Revenue	29,275	47,879	6,585	N/A
Federal	116,675	11,613	32,688	N/A
Other	148,741	7,011	126,497	N/A
	(1)	(1)		(2)



Reverted includes Governor's standard 3 percent reserve (when applicable) and any extraordinary expenditure restrictions.

**NOTES:** (1) Original federal personal service appropriation (1110) of \$209,846 was increased by \$131,978 in FY 11 and \$39,775 in FY 12 to cover personal service expenditures. In FY 12, the original appropriation of \$200,000 for the Quality Improvement Revolving Fund was increased by \$120,000 to expend additional grant monies received.

**CORE RECONCILIATION DETAIL**

**DEPARTMENT OF HIGHER EDUCATION**  
**COORDINATION ADMINISTRATION**

**5. CORE RECONCILIATION DETAIL**

		<b>Budget Class</b>	<b>FTE</b>	<b>GR</b>	<b>Federal</b>	<b>Other</b>	<b>Total</b>	<b>Explanation</b>
<b>TAFP AFTER VETOES</b>								
		PS	16.76	359,367	235,439	0	594,806	
		EE	0.00	145,615	45,354	213,425	404,394	
		PD	0.00	0	0	10,000	10,000	
		<b>Total</b>	<b>16.76</b>	<b>504,982</b>	<b>280,793</b>	<b>223,425</b>	<b>1,009,200</b>	
<b>DEPARTMENT CORE ADJUSTMENTS</b>								
1x Expenditures	1181 8396	EE	0.00	0	0	(2,206)	(2,206)	Reduction of one-time expenditures
Core Reallocation	1042 8395	PS	0.00	0	0	37,500	37,500	Reallocation of funds necessary to support the new decision item request for 1.0 FTE to administer the out-of-state approval program authorized by HB 1042 (2012).
Core Reallocation	1042 8396	EE	0.00	0	0	(37,500)	(37,500)	Reallocation of funds necessary to support the new decision item request for 1.0 FTE to administer the out-of-state approval program authorized by HB 1042 (2012).
<b>NET DEPARTMENT CHANGES</b>			<b>0.00</b>	<b>0</b>	<b>0</b>	<b>(2,206)</b>	<b>(2,206)</b>	
<b>DEPARTMENT CORE REQUEST</b>								
		PS	16.76	359,367	235,439	37,500	632,306	
		EE	0.00	145,615	45,354	173,719	364,688	
		PD	0.00	0	0	10,000	10,000	
		<b>Total</b>	<b>16.76</b>	<b>504,982</b>	<b>280,793</b>	<b>221,219</b>	<b>1,006,994</b>	
<b>GOVERNOR'S RECOMMENDED CORE</b>								
		PS	16.76	359,367	235,439	37,500	632,306	

**CORE RECONCILIATION DETAIL**

---

**DEPARTMENT OF HIGHER EDUCATION**  
**COORDINATION ADMINISTRATION**

---

**5. CORE RECONCILIATION DETAIL**

---

	<b>Budget Class</b>	<b>FTE</b>	<b>GR</b>	<b>Federal</b>	<b>Other</b>	<b>Total</b>	<b>Explanation</b>
<b>GOVERNOR'S RECOMMENDED CORE</b>							
	EE	0.00	145,615	45,354	173,719	364,688	
	PD	0.00	0	0	10,000	10,000	
	<b>Total</b>	<b>16.76</b>	<b>504,982</b>	<b>280,793</b>	<b>221,219</b>	<b>1,006,994</b>	



**FLEXIBILITY REQUEST FORM**

<b>BUDGET UNIT NUMBER:</b> 55520C	<b>DEPARTMENT:</b> Higher Education
<b>BUDGET UNIT NAME:</b> Coordination Administration	<b>DIVISION:</b> Coordination Administration

**1. Provide the amount by fund of personal service flexibility and the amount by fund of expense and equipment flexibility you are requesting in dollar and percentage terms and explain why the flexibility is needed. If flexibility is being requested among divisions, provide the amount by fund of flexibility you are requesting in dollar and percentage terms and explain why the flexibility is needed.**

**DEPARTMENT REQUEST**

General Revenue	PS	\$17,968	(5% of \$359,367)
General Revenue	E&E	\$7,281	(5% of \$145,615)
Federal	PS	\$11,772	(5% of \$235,439)
Federal	E&E	\$2,268	(5% of \$45,354)

DHE's general revenue appropriations have been significantly reduced in recent years. Flexibility will allow DHE to reallocate these limited resources so they can be effectively administered to meet mandatory expenditures.

**2. Estimate how much flexibility will be used for the budget year. How much flexibility was used in the Prior Year Budget and the Current Year Budget? Please specify the amount.**

PRIOR YEAR ACTUAL AMOUNT OF FLEXIBILITY USED	CURRENT YEAR ESTIMATED AMOUNT OF FLEXIBILITY THAT WILL BE USED	BUDGET REQUEST ESTIMATED AMOUNT OF FLEXIBILITY THAT WILL BE USED
\$0	\$0	5% flexibility is requested because of the new requirements of recent legislation and expectations of the Governor and General Assembly.

**3. Please explain how flexibility was used in the prior and/or current years.**

PRIOR YEAR EXPLAIN ACTUAL USE	CURRENT YEAR EXPLAIN PLANNED USE
No flexibility used	DHE does not anticipate using flexibility unless it is necessary to meet mandatory expenditures.

**DECISION ITEM DETAIL**

Budget Unit	FY 2013	FY 2013	FY 2014	FY 2014	FY 2015	FY 2015	FY 2015	FY 2015
Decision Item	ACTUAL	ACTUAL	BUDGET	BUDGET	DEPT REQ	DEPT REQ	GOV REC	GOV REC
Budget Object Class	DOLLAR	FTE	DOLLAR	FTE	DOLLAR	FTE	DOLLAR	FTE
<b>COORDINATION ADMINISTRATION</b>								
<b>CORE</b>								
DESIGNATED PRINCIPAL ASST DIV	990	0.02	0	0.00	0	0.00	0	0.00
DIRECTOR	0	0.00	71,276	1.00	71,276	1.00	71,276	1.00
DHE/IPEDS SYSTEMS ASSISTANT	0	0.00	39,286	1.00	39,286	1.00	39,286	1.00
DATA SERVICES SPECIALIST	0	0.00	26,855	0.90	26,855	0.90	26,855	0.90
SR OFC SUPPORT ASST (KEYBOARD)	36,589	1.34	0	0.00	0	0.00	0	0.00
INFORMATION SUPPORT COORDINATO	0	0.00	24,484	0.69	24,484	0.69	24,484	0.69
BUDGET ANALYST III	14,388	0.29	0	0.00	0	0.00	0	0.00
RESEARCH ASSOCIATE II	58,317	1.52	40,877	3.00	40,877	3.00	40,877	3.00
EXECUTIVE II	6,445	0.18	0	0.00	0	0.00	0	0.00
FINANCIAL RECORDS COORDINATOR	0	0.00	10,794	0.36	10,794	0.36	10,794	0.36
OFFICE SERVICES ASSISTANT	0	0.00	23,925	0.58	23,925	0.58	23,925	0.58
RESEARCH ASSOCIATE I	77,611	2.26	38,218	0.40	75,718	0.40	75,718	0.40
ADMINISTRATIVE ASSISTANT	0	0.00	55,055	4.15	55,055	4.15	55,055	4.15
SENIOR ASSOCIATE	52,799	1.02	36,239	0.90	36,239	0.90	36,239	0.90
STUDENT ASSISTANCE ASSOCIATE	40,744	0.96	39,232	0.90	39,232	0.90	39,232	0.90
COORDINATOR	0	0.00	23,224	0.98	23,224	0.98	23,224	0.98
PROGRAM SPECIALIST	72,596	2.12	33,597	0.90	33,597	0.90	33,597	0.90
GRAPHIC ARTS SPECIALIST III	418	0.01	0	0.00	0	0.00	0	0.00
STATE DEPARTMENT DIRECTOR	43,988	0.26	131,744	1.00	131,744	1.00	131,744	1.00
DESIGNATED PRINC ASSISTANT-DEP	56,859	0.64	0	0.00	0	0.00	0	0.00
ASSIST COMMISSIONER	108,788	1.40	0	0.00	0	0.00	0	0.00
EXECUTIVE ASSISTANT	8,640	0.22	0	0.00	0	0.00	0	0.00
<b>TOTAL - PS</b>	<b>579,172</b>	<b>12.24</b>	<b>594,806</b>	<b>16.76</b>	<b>632,306</b>	<b>16.76</b>	<b>632,306</b>	<b>16.76</b>
TRAVEL, IN-STATE	11,047	0.00	7,182	0.00	7,182	0.00	7,182	0.00
TRAVEL, OUT-OF-STATE	11,587	0.00	8,667	0.00	8,667	0.00	8,667	0.00
FUEL & UTILITIES	0	0.00	4,222	0.00	4,222	0.00	4,222	0.00
SUPPLIES	46,638	0.00	27,187	0.00	26,842	0.00	26,842	0.00
PROFESSIONAL DEVELOPMENT	33,398	0.00	33,687	0.00	33,687	0.00	33,687	0.00
COMMUNICATION SERV & SUPP	21,326	0.00	55,405	0.00	55,405	0.00	55,405	0.00
PROFESSIONAL SERVICES	21,017	0.00	223,624	0.00	186,124	0.00	186,124	0.00
HOUSEKEEPING & JANITORIAL SERV	0	0.00	1	0.00	1	0.00	1	0.00
M&R SERVICES	1,871	0.00	1,001	0.00	1,001	0.00	1,001	0.00

**DECISION ITEM DETAIL**

Budget Unit	FY 2013	FY 2013	FY 2014	FY 2014	FY 2015	FY 2015	FY 2015	FY 2015
Decision Item	ACTUAL	ACTUAL	BUDGET	BUDGET	DEPT REQ	DEPT REQ	GOV REC	GOV REC
Budget Object Class	DOLLAR	FTE	DOLLAR	FTE	DOLLAR	FTE	DOLLAR	FTE
<b>COORDINATION ADMINISTRATION</b>								
<b>CORE</b>								
COMPUTER EQUIPMENT	0	0.00	762	0.00	0	0.00	0	0.00
MOTORIZED EQUIPMENT	0	0.00	101	0.00	101	0.00	101	0.00
OFFICE EQUIPMENT	27,337	0.00	500	0.00	101	0.00	101	0.00
OTHER EQUIPMENT	0	0.00	301	0.00	101	0.00	101	0.00
PROPERTY & IMPROVEMENTS	0	0.00	601	0.00	101	0.00	101	0.00
BUILDING LEASE PAYMENTS	1,248	0.00	201	0.00	201	0.00	201	0.00
EQUIPMENT RENTALS & LEASES	422	0.00	4,001	0.00	4,001	0.00	4,001	0.00
MISCELLANEOUS EXPENSES	13,338	0.00	36,951	0.00	36,951	0.00	36,951	0.00
<b>TOTAL - EE</b>	<b>189,229</b>	<b>0.00</b>	<b>404,394</b>	<b>0.00</b>	<b>364,688</b>	<b>0.00</b>	<b>364,688</b>	<b>0.00</b>
PROGRAM DISTRIBUTIONS	35,658	0.00	10,000	0.00	10,000	0.00	10,000	0.00
REFUNDS	1,439	0.00	0	0.00	0	0.00	0	0.00
<b>TOTAL - PD</b>	<b>37,097</b>	<b>0.00</b>	<b>10,000</b>	<b>0.00</b>	<b>10,000</b>	<b>0.00</b>	<b>10,000</b>	<b>0.00</b>
<b>GRAND TOTAL</b>	<b>\$805,498</b>	<b>12.24</b>	<b>\$1,009,200</b>	<b>16.76</b>	<b>\$1,006,994</b>	<b>16.76</b>	<b>\$1,006,994</b>	<b>16.76</b>
<b>GENERAL REVENUE</b>	<b>\$483,460</b>	<b>6.71</b>	<b>\$504,982</b>	<b>11.18</b>	<b>\$504,982</b>	<b>11.18</b>	<b>\$504,982</b>	<b>11.18</b>
<b>FEDERAL FUNDS</b>	<b>\$248,535</b>	<b>5.53</b>	<b>\$280,793</b>	<b>5.58</b>	<b>\$280,793</b>	<b>5.58</b>	<b>\$280,793</b>	<b>5.58</b>
<b>OTHER FUNDS</b>	<b>\$73,503</b>	<b>0.00</b>	<b>\$223,425</b>	<b>0.00</b>	<b>\$221,219</b>	<b>0.00</b>	<b>\$221,219</b>	<b>0.00</b>

**PROGRAM DESCRIPTION**

**Department of Higher Education**

**Coordination Administration**

**Program is found in the following core budget(s): Coordination Administration**

**1. What does this program do?**

This program has the responsibility of institution mission and academic program review, budget recommendations, transfer and articulation coordination, research and policy analysis.

**2. What is the authorization for this program, i.e., federal or state statute, etc.? (Include the federal program number, if applicable.)**

Chapter 172, 173, 174 and 178, RSMo

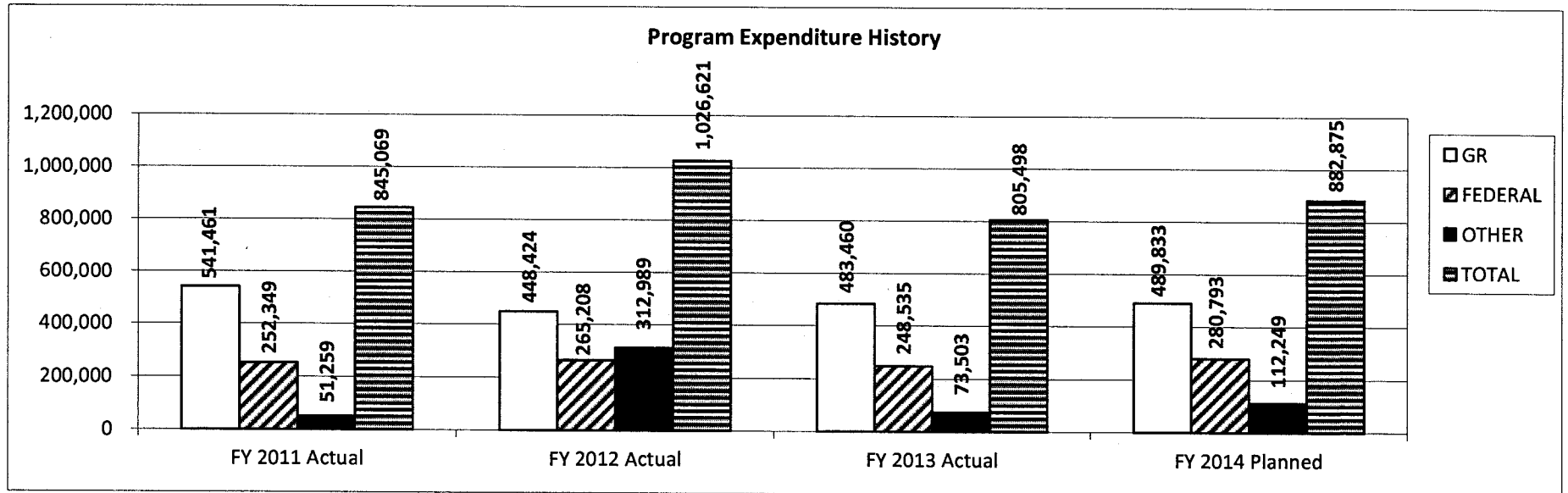
**3. Are there federal matching requirements? If yes, please explain.**

No

**4. Is this a federally mandated program? If yes, please explain.**

No

**5. Provide actual expenditures for the prior three fiscal years and planned expenditures for the current fiscal year.**



**PROGRAM DESCRIPTION**

**Department of Higher Education**

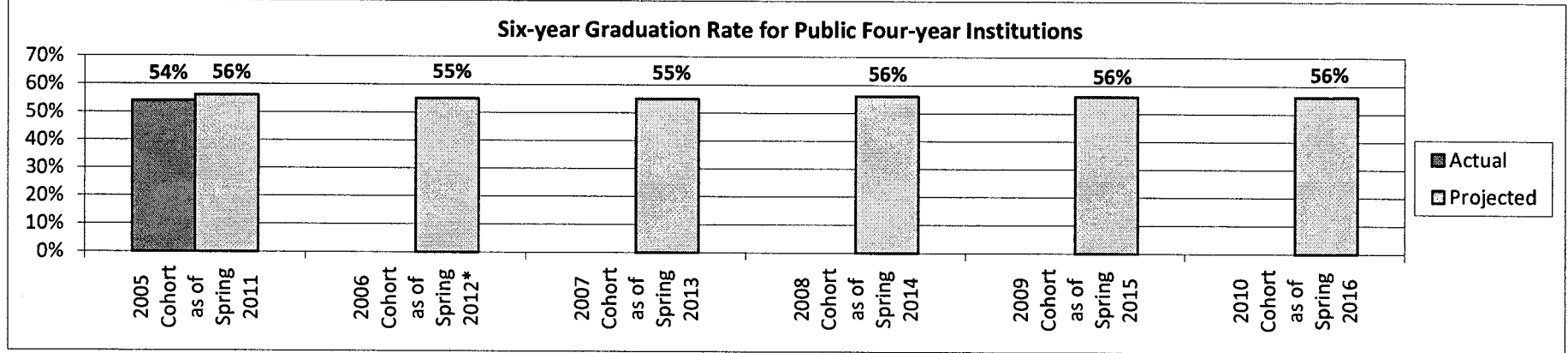
**Coordination Administration**

**Program is found in the following core budget(s): Coordination Administration**

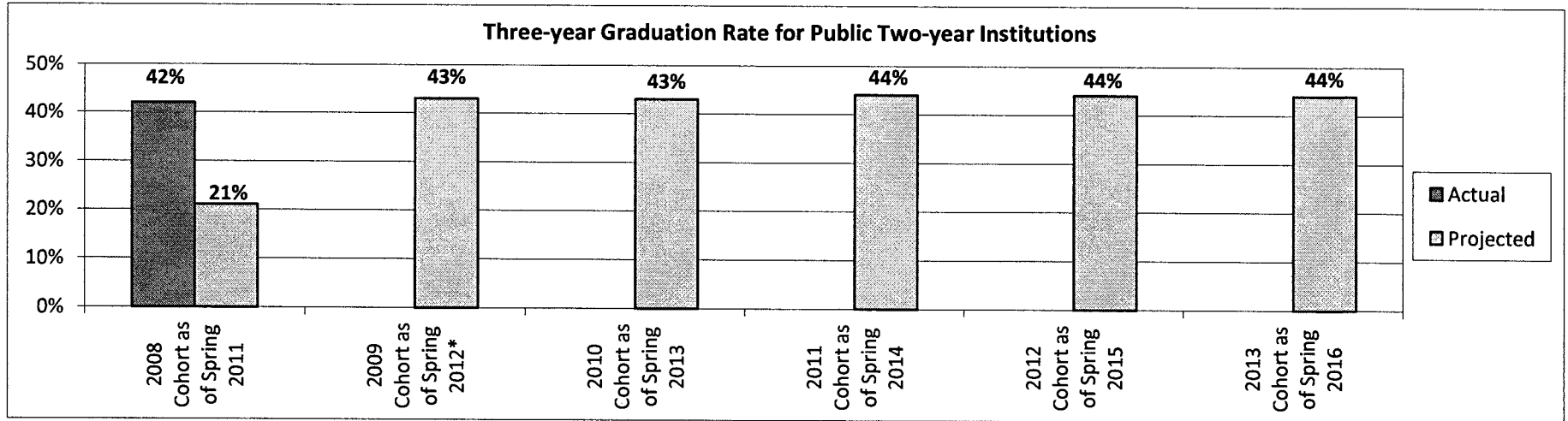
**6. What are the sources of the "Other " funds?**

Quality Improvement Revolving Fund (0537); DHE Out-of-State Program Fund (0420)

**7a. Provide an effectiveness measure.**



Based on actual enrollment and graduation records.



\*Actual data not available at this time

## PROGRAM DESCRIPTION

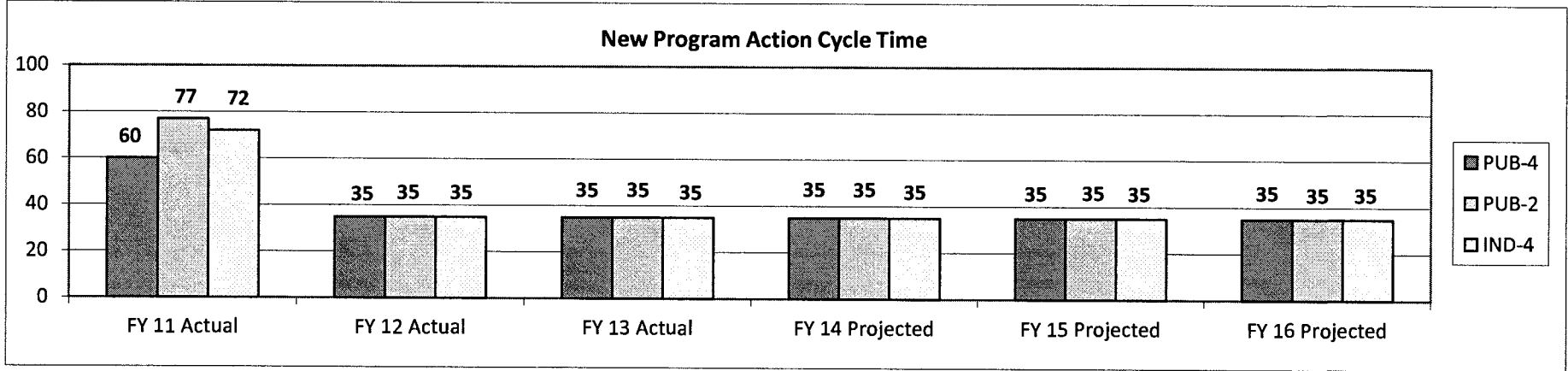
**Department of Higher Education**

**Coordination Administration**

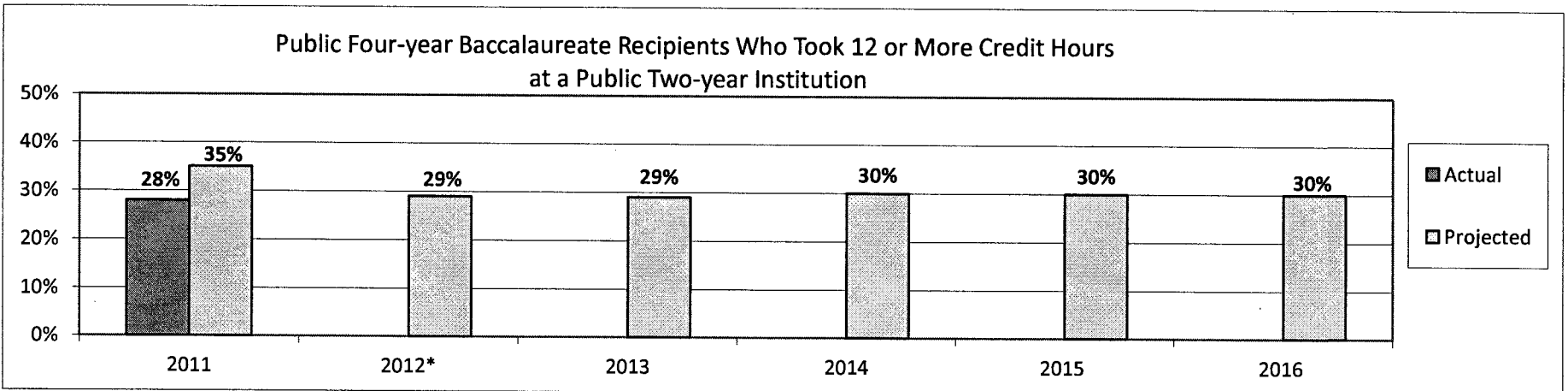
**Program is found in the following core budget(s): Coordination Administration**

**7b. Provide an efficiency measure.**

- Cycle time measures the level of efficiency in processing new program requests. Cycle time is the average number of working days from posting on the DHE website to final action by the Coordinating Board for Higher Education. These numbers do not include requests for off-site approval of existing programs or program changes.



- Percent of public four-year baccalaureate recipients who took 12 or more credit hours at a public two-year institution



\*Actual 2012 data not available at this time

**PROGRAM DESCRIPTION**

**Department of Higher Education**

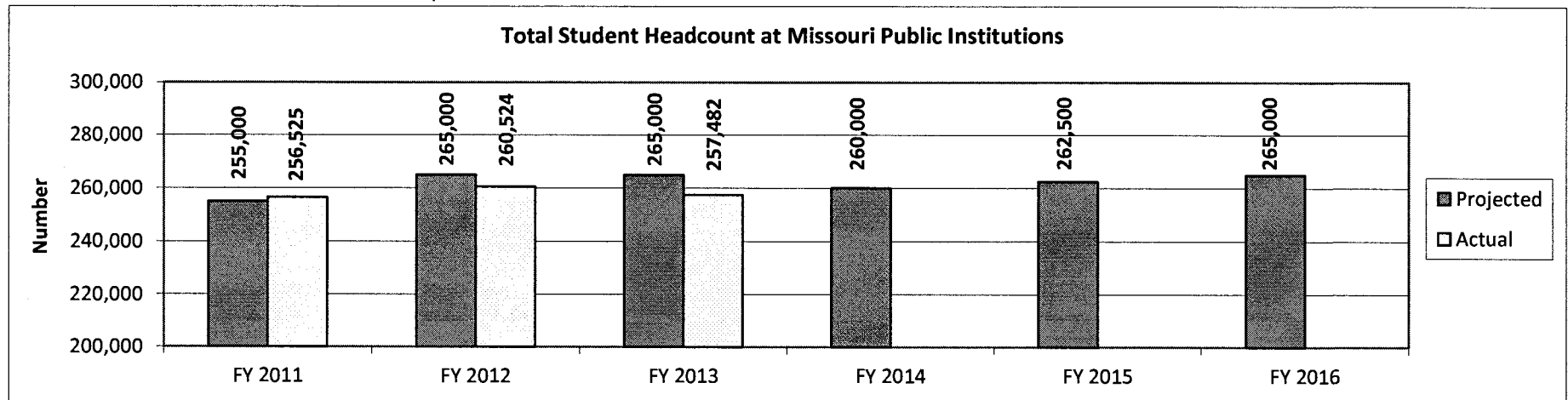
**Coordination Administration**

**Program is found in the following core budget(s): Coordination Administration**

**7c. Provide the number of clients/individuals served, if applicable.**

- 13 public four-year college and university campuses with an enrollment of 148,439 students
- 20 public two-year campuses with an enrollment of 107,831 students
- 1 public two-year technical college with an enrollment of 1,212 students
- 25 independent colleges and universities with an enrollment of 135,552 students
- 155 private career or proprietary schools certified to operate by the CBHE with an enrollment of more than 70,000 students
- 37 area career centers offering courses and programs at the postsecondary/adult level

● Total headcount enrollment at Missouri public institutions.



**7d. Provide a customer satisfaction measure, if available.**

N/A

**PROGRAM DESCRIPTION**

**Department of Higher Education**  
**Out-of-State Program Approval**  
**Program is found in the following core budget(s): Coordination Administration**

**1. What does this program do?**

This program will allow the Missouri Department of Higher Education (MDHE) to provide appropriate oversight of out-of-state public institutions offering online education to Missouri residents, as directed by 173.005.2(12)(b)b., RSMo. The number of Missouri residents enrolling in academic programs through online education has increased significantly in the past several years, and the number will certainly increase in the coming years. Approximately 250 out-of-state public institutions have contacted the MDHE over the past two years and registered their intention to offer online education to Missouri residents.

**2. What is the authorization for this program, i.e., federal or state statute, etc.? (Include the federal program number, if applicable.)**

Section 173.005.2(12)(b)b., RSMo

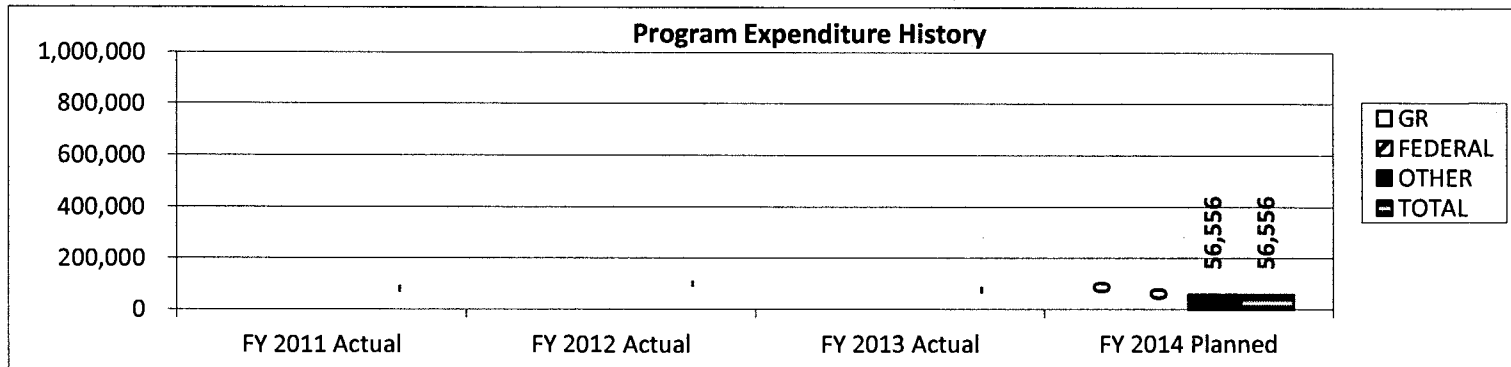
**3. Are there federal matching requirements? If yes, please explain.**

No

**4. Is this a federally mandated program? If yes, please explain.**

No

**5. Provide actual expenditures for the prior three fiscal years and planned expenditures for the current fiscal year.**





**PROGRAM DESCRIPTION**

**Department of Higher Education**

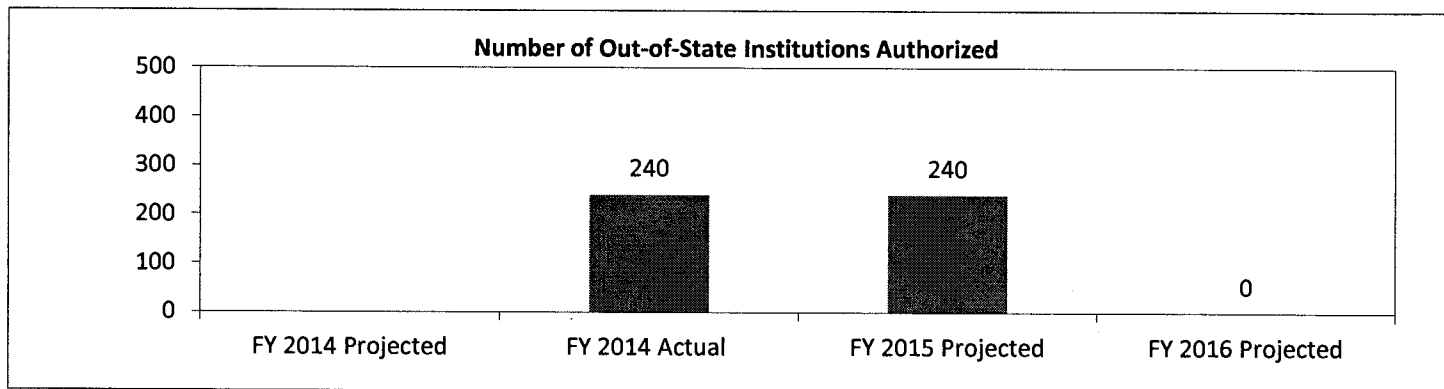
**Out-of-State Program Approval**

**Program is found in the following core budget(s): Coordination Administration**

**6. What are the sources of the "Other " funds?**

DHE Out-of-State Program Fund (0420)

**7a. Provide an effectiveness measure.**



**7b. Provide an efficiency measure.**

Randomly selected audits to assure compliance with MDHE policies

**7c. Provide the number of clients/individuals served, if applicable.**

N/A

**7d. Provide a customer satisfaction measure, if available.**

Time to review and make decision on authorization  
Institutional satisfaction

**NEW DECISION ITEM**

RANK: 6 OF 17

<b>Department of Higher Education</b>	<b>Budget Unit</b> <u>55520C</u>
<b>Division of Coordination Administration</b>	
<b>DI Name - Out-of-State Program Approval</b>	<b>DI#</b> <u>1555001</u>

**1. AMOUNT OF REQUEST**

	FY 2015 Budget Request				FY 2015 Governor's Recommendation			
	GR	Federal	Other	Total	GR	Federal	Other	Total
PS	0	0	0	0	PS	0	0	0
EE	0	0	0	0	EE	0	0	0
PSD	0	0	0	0	PSD	0	0	0
TRF	0	0	0	0	TRF	0	0	0
<b>Total</b>	<b>0</b>	<b>0</b>	<b>0</b>	<b>0</b>	<b>Total</b>	<b>0</b>	<b>0</b>	<b>0</b>
FTE	0.00	0.00	1.00	1.00	FTE	0.00	0.00	1.00

<b>Est. Fringe</b>	<u>0</u>	<u>0</u>	<u>0</u>	<u>0</u>
--------------------	----------	----------	----------	----------

*Note: Fringes budgeted in House Bill 5 except for certain fringes budgeted directly to MoDOT, Highway Patrol, and Conservation.*

<b>Est. Fringe</b>	<u>0</u>	<u>0</u>	<u>0</u>	<u>0</u>
--------------------	----------	----------	----------	----------

*Note: Fringes budgeted in House Bill 5 except for certain fringes budgeted directly to MoDOT, Highway Patrol, and Conservation.*

Other Funds: DHE Out-of-State Program Fund (0420)

Other Funds: DHE Out-of-State Program Fund (0420)

**2. THIS REQUEST CAN BE CATEGORIZED AS:**

<input type="checkbox"/> New Legislation	<input type="checkbox"/> New Program	<input type="checkbox"/> Fund Switch
<input type="checkbox"/> Federal Mandate	<input type="checkbox"/> Program Expansion	<input type="checkbox"/> Cost to Continue
<input type="checkbox"/> GR Pick-Up	<input type="checkbox"/> Space Request	<input type="checkbox"/> Equipment Replacement
<input type="checkbox"/> Pay Plan	<input checked="" type="checkbox"/> Other: <u>Administration of the program; review &amp; assurance of the quality of programs offered by out-of-state public institutions</u>	

NEW DECISION ITEM

RANK: 6 OF 17

Department of Higher Education	Budget Unit	<u>55520C</u>
Division of Coordination Administration		
DI Name - Out-of-State Program Approval	DI#	<u>1555001</u>

**3. WHY IS THIS FUNDING NEEDED? PROVIDE AN EXPLANATION FOR ITEMS CHECKED IN #2. INCLUDE THE FEDERAL OR STATE STATUTORY OR CONSTITUTIONAL AUTHORIZATION FOR THIS PROGRAM.**

173.005.2(12)(b)b., RSMo requires all out-of-state public institutions seeking to offer degrees and courses within the state of Missouri be evaluated in a manner similar to Missouri public higher education institutions and be held to standards no lower than the standards established by the coordinating board for program approval and the policy guidelines of the coordinating board for data collection, cooperation, and resolution of disputes between Missouri institutions of higher education under this section. Any such out-of-state public institutions of higher education wishing to continue operating within this state must be approved by the board under the rules promulgated under this subdivision. The statute was amended in 2012 to permit the CBHE to charge fees to out-of-state public institutions operating in Missouri to cover the costs of reviewing and assuring the quality of programs offered by out-of-state public institutions. Current staffing does not permit the Missouri Department of Higher Education (MDHE) to review these requests thoroughly to assure that out-of-state public institutions meet the same high standards of integrity and performance that are required of Missouri public institutions. The proposed FTE increase will allow the department to meet staffing needs associated with reviewing and assessing out-of-state institutions seeking Missouri state authorization to offer online education in the state, as well as keeping abreast of new developments in a rapidly changing landscape. The ongoing nature and sensitivity to important MDHE relationships with institutions in Missouri and out-of-state require knowledgeable staff that will be able to respond to issues that arise and to the constantly changing nature of program approval and agreements among the Kansas Board of Regents (KBOR) and State Authorization Reciprocity Agreement (SARA) members. The FTE will allow continuity, sensitivity to institutions of higher education needs, consistent interchange and communication with all parties involved with out-of-state program approval processes, and an internal understanding of MDHE processes and policies more so than an outside contractor would be able to develop. MDHE has taken years to develop relationships that could be jeopardized by an outside contractor who more than likely will not understand the importance of established relationships and the approval and evaluation processes being developed.

**NEW DECISION ITEM**

RANK: 6 OF 17

<b>Department of Higher Education</b>	<b>Budget Unit</b>	<u>55520C</u>
<b>Division of Coordination Administration</b>		
<b>DI Name - Out-of-State Program Approval</b>	<b>DI#</b>	<u>1555001</u>

**4. DESCRIBE THE DETAILED ASSUMPTIONS USED TO DERIVE THE SPECIFIC REQUESTED AMOUNT. (How did you determine that the requested number of FTE were appropriate? From what source or standard did you derive the requested levels of funding? Were alternatives such as outsourcing or automation considered? If based on new legislation, does request tie to TAFP fiscal note? If not, explain why. Detail which portions of the request are one-times and how those amounts were calculated.)**

No additional funding is being requested for the 1.0 FTE.

**5. BREAK DOWN THE REQUEST BY BUDGET OBJECT CLASS, JOB CLASS, AND FUND SOURCE. IDENTIFY ONE-TIME COSTS.**

Budget Object Class/Job Class	Dept Req		Dept Req		Dept Req		Dept Req		Dept Req	Dept Req	Dept Req	
	GR	Dept Req	FED	Dept Req	OTHER	Dept Req	TOTAL	TOTAL	One-Time			
	DOLLARS	GR	FTE	DOLLARS	FED	FTE	DOLLARS	OTHER	FTE	DOLLARS	FTE	DOLLARS
Research Associate I									1.0	0	0.0	
<b>Total PS</b>	<u>0</u>		<u>0.0</u>	<u>0</u>		<u>0.0</u>			<u>1.0</u>	<u>0</u>	<u>1.0</u>	<u>0</u>
<b>Total EE</b>												
Program Distributions										0		
<b>Total PSD</b>	<u>0</u>			<u>0</u>			<u>0</u>			<u>0</u>		<u>0</u>
Transfers												
<b>Total TRF</b>	<u>0</u>			<u>0</u>			<u>0</u>			<u>0</u>		<u>0</u>
<b>Grand Total</b>			<u>0.0</u>	<u>0</u>		<u>0.0</u>	<u>0</u>		<u>1.0</u>	<u>0</u>	<u>1.0</u>	

**NEW DECISION ITEM**

RANK: 6 OF 17

Department of Higher Education		Budget Unit		55520C					
Division of Coordination Administration		DI#		1555001					
DI Name - Out-of-State Program Approval									
Budget Object Class/Job Class	Gov Rec GR DOLLARS	Gov Rec GR FTE	Gov Rec FED DOLLARS	Gov Rec FED FTE	Gov Rec OTHER DOLLARS	Gov Rec OTHER FTE	Gov Rec TOTAL DOLLARS	Gov Rec TOTAL FTE	Gov Rec One-Time DOLLARS
Research Associate I						1.0	0	0.0	
<b>Total PS</b>	<u>0</u>	<u>0.0</u>	<u>0</u>	<u>0.0</u>	<u>0</u>	<u>1.0</u>	<u>0</u>	<u>1.0</u>	<u>0</u>
<b>Total EE</b>	<u>0</u>		<u>0</u>		<u>0</u>		<u>0</u>		<u>0</u>
Program Distributions							0		
<b>Total PSD</b>	<u>0</u>		<u>0</u>		<u>0</u>		<u>0</u>		<u>0</u>
Transfers							0		
<b>Total TRF</b>	<u>0</u>		<u>0</u>		<u>0</u>		<u>0</u>		<u>0</u>
<b>Grand Total</b>	<u>0</u>	<u>0.0</u>	<u>0</u>	<u>0.0</u>	<u>0</u>	<u>1.0</u>	<u>0</u>	<u>1.0</u>	<u>0</u>

NEW DECISION ITEM

RANK: 6 OF 17

Department of Higher Education	Budget Unit	<u>55520C</u>
Division of Coordination Administration		
DI Name - Out-of-State Program Approval	DI#	<u>1555001</u>

**6. PERFORMANCE MEASURES (if new decision item has an associated core, separately identify projected performance with & without additional funding.)**

- 6a. **Provide an effectiveness measure.**  
Currently developing a measure
  
- 6b. **Provide an efficiency measure.**  
Currently developing a measure
  
- 6c. **Provide the number of clients/individuals served, if applicable.**  
Currently 240 authorized institutions
  
- 6d. **Provide a customer satisfaction measure, if available.**  
Currently developing a measure  
Institutional satisfaction/student satisfaction

**7. STRATEGIES TO ACHIEVE THE PERFORMANCE MEASUREMENT TARGETS:**

Currently developing a process to review and decide on authorization  
Explore ways of automating parts of the process

**DECISION ITEM DETAIL**

Budget Unit	FY 2013	FY 2013	FY 2014	FY 2014	FY 2015	FY 2015	FY 2015	FY 2015
Decision Item	ACTUAL	ACTUAL	BUDGET	BUDGET	DEPT REQ	DEPT REQ	GOV REC	GOV REC
Budget Object Class	DOLLAR	FTE	DOLLAR	FTE	DOLLAR	FTE	DOLLAR	FTE
<b>COORDINATION ADMINISTRATION</b>								
<b>NDI-OUT-OF-STATE PRG APRVL FTE - 1555001</b>								
RESEARCH ASSOCIATE I	0	0.00	0	0.00	0	1.00	0	1.00
<b>TOTAL - PS</b>	<b>0</b>	<b>0.00</b>	<b>0</b>	<b>0.00</b>	<b>0</b>	<b>1.00</b>	<b>0</b>	<b>1.00</b>
<b>GRAND TOTAL</b>	<b>\$0</b>	<b>0.00</b>	<b>\$0</b>	<b>0.00</b>	<b>\$0</b>	<b>1.00</b>	<b>\$0</b>	<b>1.00</b>
GENERAL REVENUE	\$0	0.00	\$0	0.00	\$0	0.00		0.00
FEDERAL FUNDS	\$0	0.00	\$0	0.00	\$0	0.00		0.00
OTHER FUNDS	\$0	0.00	\$0	0.00	\$0	1.00		1.00

**DECISION ITEM SUMMARY**

Budget Unit									
Decision Item	FY 2013	FY 2013	FY 2014	FY 2014	FY 2015	FY 2015	FY 2015	FY 2015	FY 2015
Budget Object Summary	ACTUAL	ACTUAL	BUDGET	BUDGET	DEPT REQ	DEPT REQ	GOV REC	GOV REC	GOV REC
Fund	DOLLAR	FTE	DOLLAR	FTE	DOLLAR	FTE	DOLLAR	FTE	FTE
<b>GRANT &amp; SCHOLARSHIP ADMIN</b>									
<b>CORE</b>									
PERSONAL SERVICES									
GENERAL REVENUE	110,905	2.11	115,217	2.85	115,217	2.85	115,217	2.85	2.85
TOTAL - PS	110,905	2.11	115,217	2.85	115,217	2.85	115,217	2.85	2.85
EXPENSE & EQUIPMENT									
GENERAL REVENUE	33,813	0.00	30,204	0.00	30,204	0.00	30,204	0.00	0.00
TOTAL - EE	33,813	0.00	30,204	0.00	30,204	0.00	30,204	0.00	0.00
<b>TOTAL</b>	<b>144,718</b>	<b>2.11</b>	<b>145,421</b>	<b>2.85</b>	<b>145,421</b>	<b>2.85</b>	<b>145,421</b>	<b>2.85</b>	<b>2.85</b>
<b>Pay Plan FY14-Cost to Continue - 0000014</b>									
PERSONAL SERVICES									
GENERAL REVENUE	0	0.00	0	0.00	713	0.00	713	0.00	0.00
TOTAL - PS	0	0.00	0	0.00	713	0.00	713	0.00	0.00
<b>TOTAL</b>	<b>0</b>	<b>0.00</b>	<b>0</b>	<b>0.00</b>	<b>713</b>	<b>0.00</b>	<b>713</b>	<b>0.00</b>	<b>0.00</b>
<b>Pay Plan FY15-COLA - 0000015</b>									
PERSONAL SERVICES									
GENERAL REVENUE	0	0.00	0	0.00	0	0.00	1,594	0.00	0.00
TOTAL - PS	0	0.00	0	0.00	0	0.00	1,594	0.00	0.00
<b>TOTAL</b>	<b>0</b>	<b>0.00</b>	<b>0</b>	<b>0.00</b>	<b>0</b>	<b>0.00</b>	<b>1,594</b>	<b>0.00</b>	<b>0.00</b>
<b>Bright Flight Staff - 1555007</b>									
PERSONAL SERVICES									
GENERAL REVENUE	0	0.00	0	0.00	0	0.00	50,000	1.00	1.00
TOTAL - PS	0	0.00	0	0.00	0	0.00	50,000	1.00	1.00
EXPENSE & EQUIPMENT									
GENERAL REVENUE	0	0.00	0	0.00	0	0.00	5,000	0.00	0.00
TOTAL - EE	0	0.00	0	0.00	0	0.00	5,000	0.00	0.00
<b>TOTAL</b>	<b>0</b>	<b>0.00</b>	<b>0</b>	<b>0.00</b>	<b>0</b>	<b>0.00</b>	<b>55,000</b>	<b>1.00</b>	<b>1.00</b>
<b>GRAND TOTAL</b>	<b>\$144,718</b>	<b>2.11</b>	<b>\$145,421</b>	<b>2.85</b>	<b>\$146,134</b>	<b>2.85</b>	<b>\$202,728</b>	<b>3.85</b>	<b>3.85</b>

1/27/14 17:46

im\_disummary



**CORE DECISION ITEM**

<b>Department of Higher Education</b>	<b>Budget Unit</b> 55640C
<b>Division of Missouri Student Grants and Scholarships</b>	
<b>Core - Grant/Scholarship Administration</b>	

**1. CORE FINANCIAL SUMMARY**

	FY 2015 Budget Request					FY 2015 Governor's Recommendation			
	GR	Federal	Other	Total		GR	Fed	Other	Total
PS	115,217	0	0	115,217	PS	115,217	0	0	115,217
EE	30,204	0	0	30,204	EE	30,204	0	0	30,204
PSD	0	0	0	0	PSD	0	0	0	0
<b>Total</b>	<b>145,421</b>	<b>0</b>	<b>0</b>	<b>145,421</b>	<b>Total</b>	<b>145,421</b>	<b>0</b>	<b>0</b>	<b>145,421</b>
FTE	2.85	0.00	0.00	2.85	FTE	2.85	0.00	0.00	2.85

<i>Est. Fringe</i>	60,777	0	0	60,777
--------------------	--------	---	---	--------

*Note: Fringes budgeted in House Bill 5 except for certain fringes budgeted directly to MoDOT, Highway Patrol, and Conservation.*

<i>Est. Fringe</i>	60,777	0	0	60,777
--------------------	--------	---	---	--------

*Note: Fringes budgeted in House Bill 5 except for certain fringes budgeted directly to MoDOT, Highway Patrol, and Conservation.*

Other Funds:

Other Funds:

**2. CORE DESCRIPTION**

This program administered 12 state student financial assistance programs that provided \$104 million to more than 74,000 eligible Missouri residents during FY 2013. The programs administered include: Advanced Placement Incentive Grant, Higher Education Academic Scholarship Program (Bright Flight), Access Missouri Financial Assistance Program, A+ Scholarship, GEAR UP, Public Service Grant Program, Vietnam Survivor Scholarship, the Marguerite Ross Barnett Scholarship, the Minority Teaching Scholarship, the Minority and Underrepresented Environmental Literacy Program, Wartime Veterans Survivor Grant Program and the Kids' Chance Scholarship. In addition, this program continues to service student repayment and loan forgiveness under the Advantage Missouri Program. The GEAR UP program was phased out in FY 2013, with the final student receiving payment in fall 2012. This request is for general revenue appropriation funding of \$145,421 and 2.85 FTE necessary to administer the 12 state funded financial assistance programs.

**3. PROGRAM LISTING (list programs included in this core funding)**

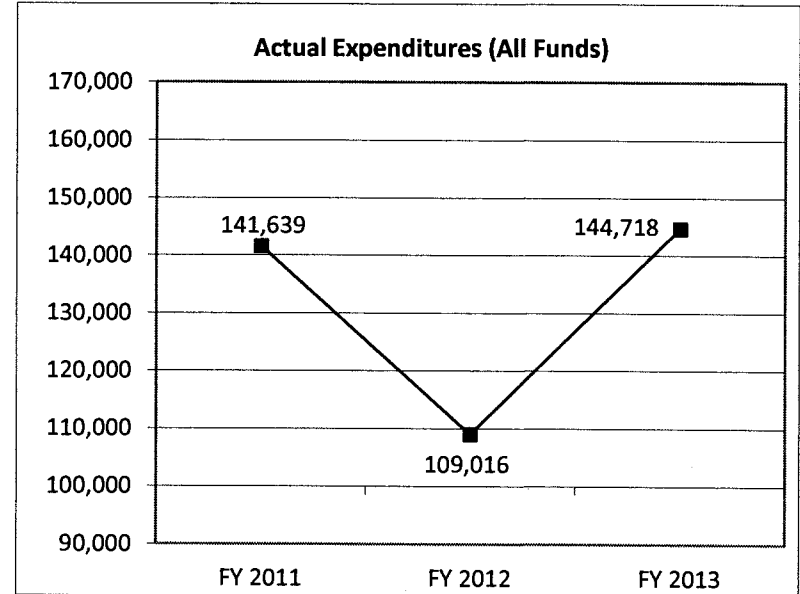
Grant and Scholarship Administration

**CORE DECISION ITEM**

<b>Department of Higher Education</b>	<b>Budget Unit</b> 55640C
<b>Division of Missouri Student Grants and Scholarships</b>	
<b>Core - Grant/Scholarship Administration</b>	

**4. FINANCIAL HISTORY**

	FY 2011 Actual	FY 2012 Actual	FY 2013 Actual	FY 2014 Current Yr.
Appropriation (All Funds)	173,040	154,789	155,615	145,421
Less Reverted (All Funds)	(22,437)	(4,644)	(4,669)	N/A
Budget Authority (All Funds)	150,603	150,145	150,946	N/A
Actual Expenditures (All Funds)	141,639	109,016	144,718	N/A
Unexpended (All Funds)	8,964	41,129	6,228	N/A
Unexpended, by Fund:				
General Revenue	8,964	41,129	6,228	N/A
Federal	0	0	0	N/A
Other	0	0	0	N/A



Reverted includes Governor's standard 3 percent reserve (when applicable) and any extraordinary expenditure restrictions.

**NOTES:**

**CORE RECONCILIATION DETAIL**

**DEPARTMENT OF HIGHER EDUCATION**  
**GRANT & SCHOLARSHIP ADMIN**

**5. CORE RECONCILIATION DETAIL**

	<b>Budget Class</b>	<b>FTE</b>	<b>GR</b>	<b>Federal</b>	<b>Other</b>	<b>Total</b>	<b>Explanation</b>
<b>TAFP AFTER VETOES</b>							
	PS	2.85	115,217	0	0	115,217	
	EE	0.00	30,204	0	0	30,204	
	<b>Total</b>	<b>2.85</b>	<b>145,421</b>	<b>0</b>	<b>0</b>	<b>145,421</b>	
<b>DEPARTMENT CORE REQUEST</b>							
	PS	2.85	115,217	0	0	115,217	
	EE	0.00	30,204	0	0	30,204	
	<b>Total</b>	<b>2.85</b>	<b>145,421</b>	<b>0</b>	<b>0</b>	<b>145,421</b>	
<b>GOVERNOR'S RECOMMENDED CORE</b>							
	PS	2.85	115,217	0	0	115,217	
	EE	0.00	30,204	0	0	30,204	
	<b>Total</b>	<b>2.85</b>	<b>145,421</b>	<b>0</b>	<b>0</b>	<b>145,421</b>	

**FLEXIBILITY REQUEST FORM**

<b>BUDGET UNIT NUMBER:</b> 55640C	<b>DEPARTMENT:</b> Higher Education
<b>BUDGET UNIT NAME:</b> Grant & Scholarship Administration	<b>DIVISION:</b> Grant & Scholarship Administration

**1. Provide the amount by fund of personal service flexibility and the amount by fund of expense and equipment flexibility you are requesting in dollar and percentage terms and explain why the flexibility is needed. If flexibility is being requested among divisions, provide the amount by fund of flexibility you are requesting in dollar and percentage terms and explain why the flexibility is needed.**

**DEPARTMENT REQUEST**

General Revenue	PS	\$5,761	(5% of \$115,217)
General Revenue	E&E	\$1,510	(5% of \$30,204)

DHE's general revenue appropriations have been significantly reduced in recent years. Flexibility will allow DHE to reallocate these limited resources so they can be effectively administered to meet mandatory expenditures.

**2. Estimate how much flexibility will be used for the budget year. How much flexibility was used in the Prior Year Budget and the Current Year Budget? Please specify the amount.**

PRIOR YEAR ACTUAL AMOUNT OF FLEXIBILITY USED	CURRENT YEAR ESTIMATED AMOUNT OF FLEXIBILITY THAT WILL BE USED	BUDGET REQUEST ESTIMATED AMOUNT OF FLEXIBILITY THAT WILL BE USED
No flexibility used	\$0	5% flexibility is requested because of the new requirements of recent legislation and expectations of the Governor and General Assembly.

**3. Please explain how flexibility was used in the prior and/or current years.**

PRIOR YEAR EXPLAIN ACTUAL USE	CURRENT YEAR EXPLAIN PLANNED USE
No flexibility used	DHE does not anticipate using flexibility unless it is necessary to meet mandatory expenditures.

**DECISION ITEM DETAIL**

Budget Unit	FY 2013	FY 2013	FY 2014	FY 2014	FY 2015	FY 2015	FY 2015	FY 2015
Decision Item	ACTUAL	ACTUAL	BUDGET	BUDGET	DEPT REQ	DEPT REQ	GOV REC	GOV REC
Budget Object Class	DOLLAR	FTE	DOLLAR	FTE	DOLLAR	FTE	DOLLAR	FTE
<b>GRANT &amp; SCHOLARSHIP ADMIN</b>								
<b>CORE</b>								
SPECIAL ASST PROFESSIONAL	575	0.01	0	0.00	0	0.00	0	0.00
SPECIAL ASST OFFICE & CLERICAL	851	0.03	0	0.00	0	0.00	0	0.00
CONSTITUENT SERVICES LIAISON	1	0.00	0	0.00	0	0.00	0	0.00
DIRECTOR	1,830	0.03	0	0.00	0	0.00	0	0.00
INFORMATION SPECIALIST	0	0.00	36,129	1.50	36,129	1.50	36,129	1.50
PUBLIC INFORMATION SPECIAL II	807	0.02	0	0.00	0	0.00	0	0.00
SR OFC SUPPORT ASST (KEYBOARD)	2,446	0.09	0	0.00	0	0.00	0	0.00
INFORMATION SUPPORT COORDINATO	0	0.00	6,152	0.30	6,152	0.30	6,152	0.30
BUDGET ANALYST III	3,003	0.06	0	0.00	0	0.00	0	0.00
RESEARCH ASSOCIATE II	13,802	0.36	30,600	0.00	30,600	0.00	30,600	0.00
PUBLIC INFORMATION OFFICER	24,594	0.40	0	0.00	0	0.00	0	0.00
PUBLIC INFORMATION COORDINATOR	1,123	0.03	0	0.00	0	0.00	0	0.00
EXECUTIVE II	1,239	0.03	0	0.00	0	0.00	0	0.00
OFFICE SERVICES ASSISTANT	0	0.00	2,333	0.10	2,333	0.10	2,333	0.10
RESEARCH ASSOCIATE I	11,142	0.32	0	0.00	0	0.00	0	0.00
ADMINISTRATIVE ASSISTANT	0	0.00	23,237	0.85	23,237	0.85	23,237	0.85
SENIOR ASSOCIATE	11,053	0.22	0	0.00	0	0.00	0	0.00
PROGRAM SPECIALIST	1,749	0.06	0	0.00	0	0.00	0	0.00
GRAPHIC ARTS SPECIALIST III	1,045	0.03	0	0.00	0	0.00	0	0.00
STATE DEPARTMENT DIRECTOR	8,500	0.05	0	0.00	0	0.00	0	0.00
DESIGNATED PRINC ASSISTANT-DEP	16,646	0.17	0	0.00	0	0.00	0	0.00
ASSIST COMMISSIONER	8,054	0.11	0	0.00	0	0.00	0	0.00
MISCELLANEOUS PROFESSIONAL	0	0.00	16,766	0.10	16,766	0.10	16,766	0.10
EXECUTIVE ASSISTANT	1,683	0.04	0	0.00	0	0.00	0	0.00
UCP PENDING CLASSIFICATION	762	0.05	0	0.00	0	0.00	0	0.00
<b>TOTAL - PS</b>	<b>110,905</b>	<b>2.11</b>	<b>115,217</b>	<b>2.85</b>	<b>115,217</b>	<b>2.85</b>	<b>115,217</b>	<b>2.85</b>
TRAVEL, IN-STATE	18,892	0.00	0	0.00	0	0.00	0	0.00
FUEL & UTILITIES	0	0.00	1	0.00	1	0.00	1	0.00
SUPPLIES	10	0.00	5,249	0.00	5,249	0.00	5,249	0.00
PROFESSIONAL DEVELOPMENT	0	0.00	2,988	0.00	2,988	0.00	2,988	0.00
COMMUNICATION SERV & SUPP	0	0.00	1	0.00	1	0.00	1	0.00
PROFESSIONAL SERVICES	1	0.00	1,445	0.00	1,445	0.00	1,445	0.00

**DECISION ITEM DETAIL**

Budget Unit	FY 2013	FY 2013	FY 2014	FY 2014	FY 2015	FY 2015	FY 2015	FY 2015
Decision Item	ACTUAL	ACTUAL	BUDGET	BUDGET	DEPT REQ	DEPT REQ	GOV REC	GOV REC
Budget Object Class	DOLLAR	FTE	DOLLAR	FTE	DOLLAR	FTE	DOLLAR	FTE
<b>GRANT &amp; SCHOLARSHIP ADMIN</b>								
<b>CORE</b>								
M&R SERVICES	0	0.00	929	0.00	929	0.00	929	0.00
MOTORIZED EQUIPMENT	0	0.00	1	0.00	1	0.00	1	0.00
OFFICE EQUIPMENT	0	0.00	2,069	0.00	2,069	0.00	2,069	0.00
OTHER EQUIPMENT	0	0.00	2,698	0.00	2,698	0.00	2,698	0.00
PROPERTY & IMPROVEMENTS	0	0.00	1	0.00	1	0.00	1	0.00
BUILDING LEASE PAYMENTS	0	0.00	781	0.00	781	0.00	781	0.00
EQUIPMENT RENTALS & LEASES	3,299	0.00	2,403	0.00	2,403	0.00	2,403	0.00
MISCELLANEOUS EXPENSES	11,611	0.00	11,638	0.00	11,638	0.00	11,638	0.00
<b>TOTAL - EE</b>	<b>33,813</b>	<b>0.00</b>	<b>30,204</b>	<b>0.00</b>	<b>30,204</b>	<b>0.00</b>	<b>30,204</b>	<b>0.00</b>
<b>GRAND TOTAL</b>	<b>\$144,718</b>	<b>2.11</b>	<b>\$145,421</b>	<b>2.85</b>	<b>\$145,421</b>	<b>2.85</b>	<b>\$145,421</b>	<b>2.85</b>
<b>GENERAL REVENUE</b>	<b>\$144,718</b>	<b>2.11</b>	<b>\$145,421</b>	<b>2.85</b>	<b>\$145,421</b>	<b>2.85</b>	<b>\$145,421</b>	<b>2.85</b>
<b>FEDERAL FUNDS</b>	<b>\$0</b>	<b>0.00</b>	<b>\$0</b>	<b>0.00</b>	<b>\$0</b>	<b>0.00</b>	<b>\$0</b>	<b>0.00</b>
<b>OTHER FUNDS</b>	<b>\$0</b>	<b>0.00</b>	<b>\$0</b>	<b>0.00</b>	<b>\$0</b>	<b>0.00</b>	<b>\$0</b>	<b>0.00</b>

**PROGRAM DESCRIPTION**

**Department of Higher Education**

**Grant and Scholarship Administration**

**Program is found in the following core budget(s): Grant/Scholarship Administration**

**1. What does this program do?**

This program administered 12 state student financial assistance programs that provided \$104 million to more than 74,000 eligible Missouri residents during FY 2013. The programs administered include: Advanced Placement Incentive Grant, Higher Education Academic Scholarship Program (Bright Flight), Access Missouri Financial Assistance Program, A+ Scholarship, GEAR UP, Public Service Officer Grant, Vietnam Veteran's Survivor Grant, the Marguerite Ross Barnett Scholarship, the Minority Teaching Scholarship, the Minority and Underrepresented Environmental Literacy Program, Wartime Veterans Survivor Grant and the Kids' Chance Scholarship. In addition, this program continues to service student repayment and loan forgiveness under the Advantage Missouri Program. The GEAR UP program was phased out in FY 2013, with the final student receiving payment in fall 2012. This request is for general revenue appropriation funding of \$145,421 and 2.85 FTE necessary to administer the 12 state funded financial assistance programs.

**2. What is the authorization for this program, i.e., federal or state statute, etc.? (Include the federal program number, if applicable.)**

Chapter 173, RSMo

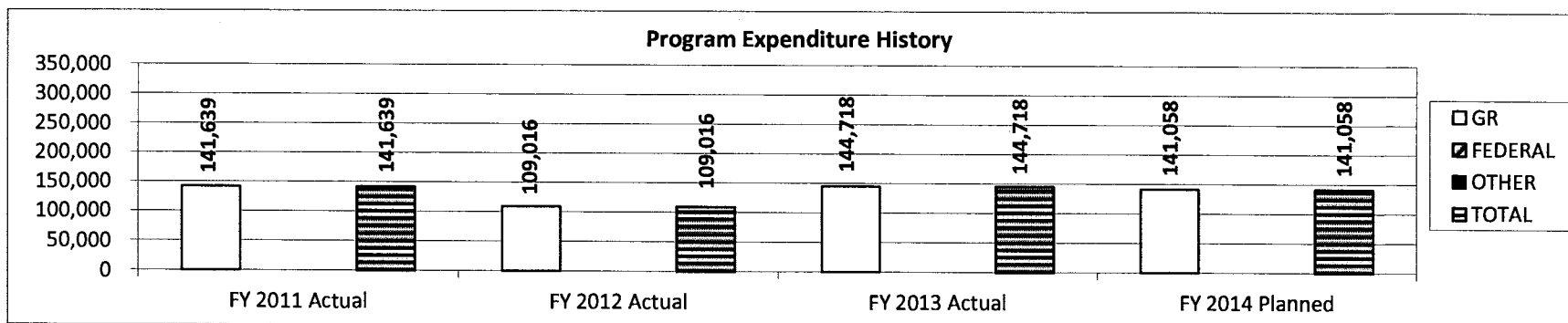
**3. Are there federal matching requirements? If yes, please explain.**

No

**4. Is this a federally mandated program? If yes, please explain.**

No

**5. Provide actual expenditures for the prior three fiscal years and planned expenditures for the current fiscal year.**



**6. What are the sources of the "Other" funds?**

N/A


**PROGRAM DESCRIPTION**

**Department of Higher Education**

**Grant and Scholarship Administration**

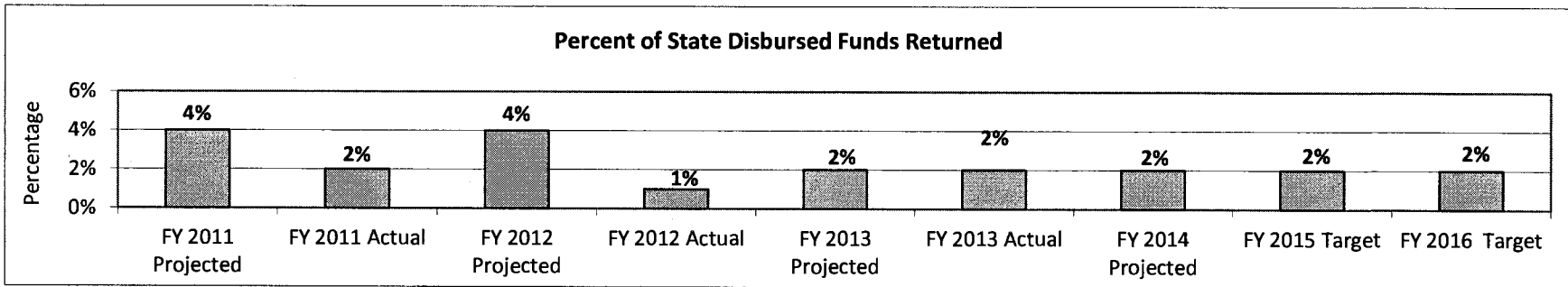
**Program is found in the following core budget(s): Grant/Scholarship Administration**

**7a. Provide an effectiveness measure.**



The DHE awards all of the state appropriated funds to eligible students who apply for the state aid programs.

**7b. Provide an efficiency measure.**



**7c. Provide the number of clients/individuals served, if applicable.**

How many students are receiving state grants or scholarships?

Number of students receiving state student financial assistance	FY 2011		FY 2012		FY 2013		FY 2014	FY 2015	FY 2016
	Projected	Actual	Projected	Actual	Projected	Actual	Projected	Target	Target
	80,000	74,112	80,000	75,334	80,000	74,512	75,000	75,000	75,000

**7d. Provide a customer satisfaction measure, if available.**

N/A



**NEW DECISION ITEM**

RANK: \_\_\_\_\_ OF 17

<b>Department of Higher Education</b>	<b>Budget Unit</b> <u>55640C</u>
<b>Division of Missouri Student Grants and Scholarships</b>	
<b>Academic Scholarship Program (Bright Flight) Staff Enhancements</b>	<b>DI#</b> <u>1555007</u>

**1. AMOUNT OF REQUEST**

	FY 2015 Budget Request			
	GR	Federal	Other	Total
PS	0	0	0	0
EE	0	0	0	0
PSD	0	0	0	0
TRF	0	0	0	0
<b>Total</b>	<b>0</b>	<b>0</b>	<b>0</b>	<b>0</b>
<b>FTE</b>	<b>0.00</b>	<b>0.00</b>	<b>0.00</b>	<b>0.00</b>

	FY 2015 Governor's Recommendation			
	GR	Federal	Other	Total
PS	50,000	0	0	50,000
EE	5,000	0	0	5,000
PSD	0	0	0	0
TRF	0	0	0	0
<b>Total</b>	<b>55,000</b>	<b>0</b>	<b>0</b>	<b>55,000</b>
<b>FTE</b>	<b>1.00</b>	<b>0.00</b>	<b>0.00</b>	<b>1.00</b>

<b>Est. Fringe</b>	0	0	0	0
--------------------	---	---	---	---

*Note: Fringes budgeted in House Bill 5 except for certain fringes budgeted directly to MoDOT, Highway Patrol, and Conservation.*

<b>Est. Fringe</b>	26,375	0	0	26,375
--------------------	--------	---	---	--------

*Note: Fringes budgeted in House Bill 5 except for certain fringes budgeted directly to MoDOT, Highway Patrol, and Conservation.*

Other Funds:

Other Funds:

**2. THIS REQUEST CAN BE CATEGORIZED AS:**

<input type="checkbox"/> New Legislation	<input checked="" type="checkbox"/> New Program	<input type="checkbox"/> Fund Switch
<input type="checkbox"/> Federal Mandate	<input type="checkbox"/> Program Expansion	<input type="checkbox"/> Cost to Continue
<input type="checkbox"/> GR Pick-Up	<input type="checkbox"/> Space Request	<input type="checkbox"/> Equipment Replacement
<input type="checkbox"/> Pay Plan	<input type="checkbox"/> Other: _____	

**NEW DECISION ITEM**

RANK: \_\_\_\_\_ OF 17

<u>Department of Higher Education</u>	<u>Budget Unit</u>	<u>55640C</u>
<u>Division of Missouri Student Grants and Scholarships</u>		
<u>Academic Scholarship Program (Bright Flight) Staff Enhancements</u>	<u>DI#</u>	<u>1555007</u>

**3. WHY IS THIS FUNDING NEEDED? PROVIDE AN EXPLANATION FOR ITEMS CHECKED IN #2. INCLUDE THE FEDERAL OR STATE STATUTORY OR CONSTITUTIONAL AUTHORIZATION FOR THIS PROGRAM.**

The Governor's Academic Scholarship expansion proposal would add a forgivable loan component to the program. While initial operation would be very similar to current scholarship and grant programs, once students end their education a number of additional administrative requirements become crucial to the program's success. Initially, the MDHE must ensure all individuals have adequate disclosure of the loan terms and provide support for students and families interested in the program. Tracking when a loan recipient graduates or terminates their education in Missouri must be maintained adequately. The MDHE will need to monitor a recipient's residence during any grace periods and determine if the individual is employed in the state, enrolled in further education, or has left the state for employment. Documentation will need to be collected and maintain regarding satisfaction of the forgiveness requirements and/or repayment of the loan if the loan is not forgiven.

The MDHE has very limited experience with a program of this size and scope. Projections indicate that as many as 3,000 students per year may decide to take advantage of this program component. The small number of existing staff are responsible for administering 12 state aid programs that disburse more than \$100 million to more than 70,000 students. Additional staffing support is needed to ensure this added component has the staff support necessary to begin its initial operation.

**4. DESCRIBE THE DETAILED ASSUMPTIONS USED TO DERIVE THE SPECIFIC REQUESTED AMOUNT. (How did you determine that the requested number of FTE were appropriate? From what source or standard did you derive the requested levels of funding? Were alternatives such as outsourcing or automation considered? If based on new legislation, does request tie to TAFP fiscal note? If not, explain why. Detail which portions of the request are one-times and how those amounts were calculated.)**

One FTE is being requested to administer the Bright Flight Forgiveness Program. The personal service and expense and expenditure costs associated with the requested FTE is outlined below.

Senior Associate	\$50,000		
<u>On-going Expenses (for new position)</u>		<u>One-time Expenses</u>	
Office	\$345	Office Equipment	\$4,025
Supplies			
Professional Development	\$400		
Communication Services &	<u>\$230</u>		
	\$975		

NEW DECISION ITEM

RANK: \_\_\_\_\_ OF 17

Department of Higher Education	Budget Unit	55640C
Division of Missouri Student Grants and Scholarships		
Academic Scholarship Program (Bright Flight) Staff Enhancements	DI#	1555007

5. BREAK DOWN THE REQUEST BY BUDGET OBJECT CLASS, JOB CLASS, AND FUND SOURCE. IDENTIFY ONE-TIME COSTS.

Budget Object Class/Job Class	Dept Req		Dept Req		Dept Req		Dept Req		Dept Req		Dept Req	
	GR	Dept Req	FED	Dept Req	OTHER	Dept Req	TOTAL	TOTAL	One-Time			
	DOLLARS	GR	FTE	DOLLARS	FED	FTE	DOLLARS	OTHER	FTE	DOLLARS	FTE	DOLLARS
										0	0.0	
										0	0.0	
<b>Total PS</b>	<u>0</u>	<u>0.0</u>	<u>0</u>	<u>0</u>	<u>0.0</u>	<u>0</u>	<u>0</u>	<u>0.0</u>	<u>0</u>	<u>0</u>	<u>0.0</u>	<u>0</u>
										0		
										0		
<b>Total EE</b>	<u>0</u>			<u>0</u>			<u>0</u>			<u>0</u>		<u>0</u>
Program Distributions										0		
<b>Total PSD</b>	<u>0</u>			<u>0</u>			<u>0</u>			<u>0</u>		<u>0</u>
Transfers												
<b>Total TRF</b>	<u>0</u>			<u>0</u>			<u>0</u>			<u>0</u>		<u>0</u>
<b>Grand Total</b>	<u>0</u>	<u>0.0</u>	<u>0</u>	<u>0</u>	<u>0.0</u>	<u>0</u>	<u>0</u>	<u>0.0</u>	<u>0</u>	<u>0</u>	<u>0.0</u>	<u>0</u>

NEW DECISION ITEM

RANK: \_\_\_\_\_ OF 17

Department of Higher Education		Budget Unit		55640C					
Division of Missouri Student Grants and Scholarships		DI#		1555007					
Academic Scholarship Program (Bright Flight) Staff Enhancements									
Budget Object Class/Job Class	Gov Rec GR DOLLARS	Gov Rec GR FTE	Gov Rec FED DOLLARS	Gov Rec FED FTE	Gov Rec OTHER DOLLARS	Gov Rec OTHER FTE	Gov Rec TOTAL DOLLARS	Gov Rec TOTAL FTE	Gov Rec One-Time DOLLARS
Senior Associate	50,000	1.0					0	0.0	
<b>Total PS</b>	<b>50,000</b>	<b>1.0</b>	<b>0</b>	<b>0.0</b>	<b>0</b>	<b>0.0</b>	<b>50,000</b>	<b>1.0</b>	<b>0</b>
Supplies	345						345		
Professional Development	400						400		
Communication Services & Supplies	230						230		
Office Equipment	4,025						4,025		4,025
<b>Total EE</b>	<b>5,000</b>		<b>0</b>		<b>0</b>		<b>5,000</b>		<b>4,025</b>
Program Distributions							0		
<b>Total PSD</b>	<b>0</b>		<b>0</b>		<b>0</b>		<b>0</b>		<b>0</b>
Transfers									
<b>Total TRF</b>	<b>0</b>		<b>0</b>		<b>0</b>		<b>0</b>		<b>0</b>
<b>Grand Total</b>	<b>55,000</b>	<b>1.0</b>	<b>0</b>	<b>0.0</b>	<b>0</b>	<b>0.0</b>	<b>55,000</b>	<b>1.0</b>	<b>4,025</b>

**NEW DECISION ITEM**

RANK: \_\_\_\_\_ OF 17

Department of Higher Education	Budget Unit	<u>55640C</u>
Division of Missouri Student Grants and Scholarships		
Academic Scholarship Program (Bright Flight) Staff Enhancements	DI#	<u>1555007</u>

**6. PERFORMANCE MEASURES (If new decision item has an associated core, separately identify projected performance with & without additional funding.)**

- 6a. **Provide an effectiveness measure.**  
Not available at this time.
  
- 6b. **Provide an efficiency measure.**  
Not available at this time.
  
- 6c. **Provide the number of clients/individuals served, if applicable.**  
Not available at this time.
  
- 6d. **Provide a customer satisfaction measure, if available.**  
Not available at this time.

**7. STRATEGIES TO ACHIEVE THE PERFORMANCE MEASUREMENT TARGETS:**

**DECISION ITEM DETAIL**

Budget Unit	FY 2013	FY 2013	FY 2014	FY 2014	FY 2015	FY 2015	FY 2015	FY 2015
Decision Item	ACTUAL	ACTUAL	BUDGET	BUDGET	DEPT REQ	DEPT REQ	GOV REC	GOV REC
Budget Object Class	DOLLAR	FTE	DOLLAR	FTE	DOLLAR	FTE	DOLLAR	FTE
<b>GRANT &amp; SCHOLARSHIP ADMIN</b>								
<b>Bright Flight Staff - 1555007</b>								
SENIOR ASSOCIATE	0	0.00	0	0.00	0	0.00	50,000	1.00
<b>TOTAL - PS</b>	<b>0</b>	<b>0.00</b>	<b>0</b>	<b>0.00</b>	<b>0</b>	<b>0.00</b>	<b>50,000</b>	<b>1.00</b>
SUPPLIES	0	0.00	0	0.00	0	0.00	345	0.00
PROFESSIONAL DEVELOPMENT	0	0.00	0	0.00	0	0.00	400	0.00
COMMUNICATION SERV & SUPP	0	0.00	0	0.00	0	0.00	230	0.00
OFFICE EQUIPMENT	0	0.00	0	0.00	0	0.00	4,025	0.00
<b>TOTAL - EE</b>	<b>0</b>	<b>0.00</b>	<b>0</b>	<b>0.00</b>	<b>0</b>	<b>0.00</b>	<b>5,000</b>	<b>0.00</b>
<b>GRAND TOTAL</b>	<b>\$0</b>	<b>0.00</b>	<b>\$0</b>	<b>0.00</b>	<b>\$0</b>	<b>0.00</b>	<b>\$55,000</b>	<b>1.00</b>
<b>GENERAL REVENUE</b>	<b>\$0</b>	<b>0.00</b>	<b>\$0</b>	<b>0.00</b>	<b>\$0</b>	<b>0.00</b>	<b>\$55,000</b>	<b>1.00</b>
<b>FEDERAL FUNDS</b>	<b>\$0</b>	<b>0.00</b>	<b>\$0</b>	<b>0.00</b>	<b>\$0</b>	<b>0.00</b>	<b>\$0</b>	<b>0.00</b>
<b>OTHER FUNDS</b>	<b>\$0</b>	<b>0.00</b>	<b>\$0</b>	<b>0.00</b>	<b>\$0</b>	<b>0.00</b>	<b>\$0</b>	<b>0.00</b>

**DECISION ITEM SUMMARY**

Budget Unit									
Decision Item	FY 2013	FY 2013	FY 2014	FY 2014	FY 2015	FY 2015	FY 2015	FY 2015	FY 2015
Budget Object Summary	ACTUAL	ACTUAL	BUDGET	BUDGET	DEPT REQ	DEPT REQ	GOV REC	GOV REC	GOV REC
Fund	DOLLAR	FTE	DOLLAR	FTE	DOLLAR	FTE	DOLLAR	FTE	DOLLAR
<b>PROPRIETARY SCHOOL ADMIN</b>									
<b>CORE</b>									
PERSONAL SERVICES									
GENERAL REVENUE	118,440	2.29	0	0.00	0	0.00	0	0.00	0.00
PROP SCHOOL CERT FUND	0	0.00	188,889	5.00	188,889	5.00	188,889	5.00	5.00
TOTAL - PS	118,440	2.29	188,889	5.00	188,889	5.00	188,889	5.00	5.00
EXPENSE & EQUIPMENT									
GENERAL REVENUE	15,841	0.00	0	0.00	0	0.00	0	0.00	0.00
PROP SCHOOL CERT FUND	0	0.00	115,708	0.00	112,148	0.00	112,148	0.00	0.00
TOTAL - EE	15,841	0.00	115,708	0.00	112,148	0.00	112,148	0.00	0.00
<b>TOTAL</b>	<b>134,281</b>	<b>2.29</b>	<b>304,597</b>	<b>5.00</b>	<b>301,037</b>	<b>5.00</b>	<b>301,037</b>	<b>5.00</b>	<b>5.00</b>
<b>Pay Plan FY14-Cost to Continue - 0000014</b>									
PERSONAL SERVICES									
PROP SCHOOL CERT FUND	0	0.00	0	0.00	1,001	0.00	1,001	0.00	0.00
TOTAL - PS	0	0.00	0	0.00	1,001	0.00	1,001	0.00	0.00
<b>TOTAL</b>	<b>0</b>	<b>0.00</b>	<b>0</b>	<b>0.00</b>	<b>1,001</b>	<b>0.00</b>	<b>1,001</b>	<b>0.00</b>	<b>0.00</b>
<b>Pay Plan FY15-COLA - 0000015</b>									
PERSONAL SERVICES									
PROP SCHOOL CERT FUND	0	0.00	0	0.00	0	0.00	2,610	0.00	0.00
TOTAL - PS	0	0.00	0	0.00	0	0.00	2,610	0.00	0.00
<b>TOTAL</b>	<b>0</b>	<b>0.00</b>	<b>0</b>	<b>0.00</b>	<b>0</b>	<b>0.00</b>	<b>2,610</b>	<b>0.00</b>	<b>0.00</b>
<b>GRAND TOTAL</b>	<b>\$134,281</b>	<b>2.29</b>	<b>\$304,597</b>	<b>5.00</b>	<b>\$302,038</b>	<b>5.00</b>	<b>\$304,648</b>	<b>5.00</b>	<b>5.00</b>

**CORE DECISION ITEM**

<b>Department of Higher Education</b>					<b>Budget Unit 55530C</b>				
<b>Division of Proprietary Schools Administration</b>									
<b>Core - Proprietary School Administration</b>									
<b>1. CORE FINANCIAL SUMMARY</b>									
	<b>FY 2015 Budget Request</b>					<b>FY 2015 Governor's Recommendation</b>			
	<b>GR</b>	<b>Federal</b>	<b>Other</b>	<b>Total</b>		<b>GR</b>	<b>Fed</b>	<b>Other</b>	<b>Total</b>
PS	0	0	188,889	188,889	PS	0	0	188,889	188,889
EE	0	0	112,148	112,148	EE	0	0	112,148	112,148
PSD	0	0	0	0	PSD	0	0	0	0
<b>Total</b>	<b>0</b>	<b>0</b>	<b>301,037</b>	<b>301,037</b>	<b>Total</b>	<b>0</b>	<b>0</b>	<b>301,037</b>	<b>301,037</b>
<b>FTE</b>	<b>0.00</b>	<b>0.00</b>	<b>5.00</b>	<b>5.00</b>	<b>FTE</b>	<b>0.00</b>	<b>0.00</b>	<b>5.00</b>	<b>5.00</b>
<b>Est. Fringe</b>	<b>0</b>	<b>0</b>	<b>99,639</b>	<b>99,639</b>	<b>Est. Fringe</b>	<b>0</b>	<b>0</b>	<b>99,639</b>	<b>99,639</b>
<i>Note: Fringes budgeted in House Bill 5 except for certain fringes budgeted directly to MoDOT, Highway Patrol, and Conservation.</i>					<i>Note: Fringes budgeted in House Bill 5 except for certain fringes budgeted directly to MoDOT, Highway Patrol, and Conservation.</i>				
Other Funds: Proprietary School Certification Fund (0729)					Other Funds: Proprietary School Certification Fund (0729)				
<b>2. CORE DESCRIPTION</b>									
<p>A key responsibility of the CBHE, through the MDHE, is to certify and monitor proprietary schools, including private out-of-state institutions offering programs in Missouri. Effective August 28, 2012, HB 1042 established the Proprietary School Certification Fund, into which fees collected from certified schools and those seeking certification or exemption are deposited. Proprietary School Certification administration expenses are paid from the Proprietary School Certification Fund.</p> <p><b>As outlined in the core reconciliation detail (#5), there was a core reduction of FY14 one-time E&amp;E expenditures.</b></p>									



**CORE DECISION ITEM**

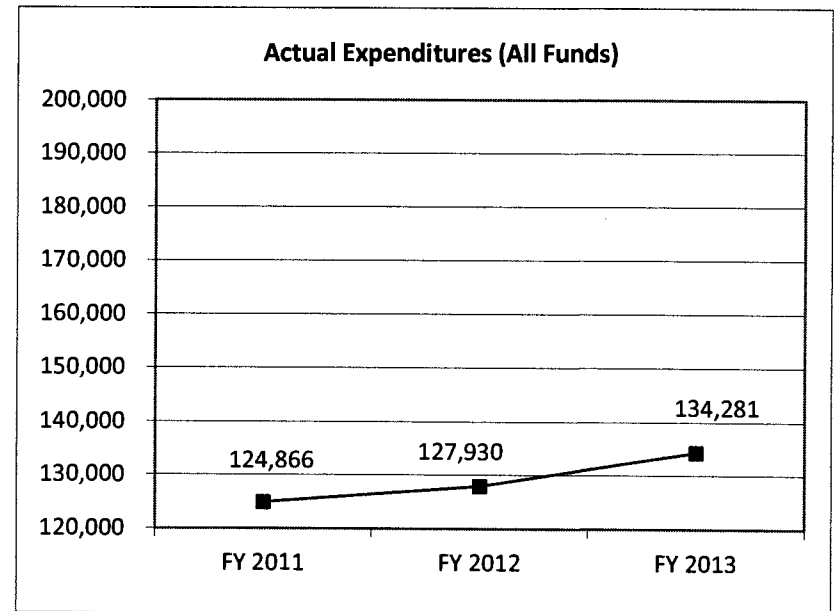
<b>Department of Higher Education</b>	<b>Budget Unit</b> 55530C
<b>Division of Proprietary Schools Administration</b>	
<b>Core - Proprietary School Administration</b>	

**3. PROGRAM LISTING (list programs included in this core funding)**

Proprietary Schools

**4. FINANCIAL HISTORY**

	<b>FY 2011 Actual</b>	<b>FY 2012 Actual</b>	<b>FY 2013 Actual</b>	<b>FY 2014 Current Yr.</b>
Appropriation (All Funds)	163,782	137,433	139,421	304,597
Less Reverted (All Funds)	(30,994)	(4,123)	(4,182)	N/A
Budget Authority (All Funds)	132,788	133,310	135,239	N/A
Actual Expenditures (All Funds)	124,866	127,930	134,281	N/A
Unexpended (All Funds)	7,922	5,380	958	N/A
Unexpended, by Fund:				
General Revenue	7,922	5,380	958	N/A
Federal	0	0	0	N/A
Other	0	0	0	N/A



Reverted includes Governor's standard 3 percent reserve (when applicable) and any extraordinary expenditure restrictions.

**NOTES:**

**CORE RECONCILIATION DETAIL**

**DEPARTMENT OF HIGHER EDUCATION**  
**PROPRIETARY SCHOOL ADMIN**

**5. CORE RECONCILIATION DETAIL**

	<b>Budget Class</b>	<b>FTE</b>	<b>GR</b>	<b>Federal</b>	<b>Other</b>	<b>Total</b>	<b>Explanation</b>
<b>TAFP AFTER VETOES</b>							
	PS	5.00	0	0	188,889	188,889	
	EE	0.00	0	0	115,708	115,708	
	<b>Total</b>	<b>5.00</b>	<b>0</b>	<b>0</b>	<b>304,597</b>	<b>304,597</b>	
<b>DEPARTMENT CORE ADJUSTMENTS</b>							
1x Expenditures	1184 8392 EE	0.00	0	0	(3,560)	(3,560)	Reduction of one-time expenditures
	<b>NET DEPARTMENT CHANGES</b>	<b>0.00</b>	<b>0</b>	<b>0</b>	<b>(3,560)</b>	<b>(3,560)</b>	
<b>DEPARTMENT CORE REQUEST</b>							
	PS	5.00	0	0	188,889	188,889	
	EE	0.00	0	0	112,148	112,148	
	<b>Total</b>	<b>5.00</b>	<b>0</b>	<b>0</b>	<b>301,037</b>	<b>301,037</b>	
<b>GOVERNOR'S RECOMMENDED CORE</b>							
	PS	5.00	0	0	188,889	188,889	
	EE	0.00	0	0	112,148	112,148	
	<b>Total</b>	<b>5.00</b>	<b>0</b>	<b>0</b>	<b>301,037</b>	<b>301,037</b>	

**DECISION ITEM DETAIL**

Budget Unit	FY 2013	FY 2013	FY 2014	FY 2014	FY 2015	FY 2015	FY 2015	FY 2015
Decision Item	ACTUAL	ACTUAL	BUDGET	BUDGET	DEPT REQ	DEPT REQ	GOV REC	GOV REC
Budget Object Class	DOLLAR	FTE	DOLLAR	FTE	DOLLAR	FTE	DOLLAR	FTE
<b>PROPRIETARY SCHOOL ADMIN</b>								
<b>CORE</b>								
SR OFC SUPPORT ASST (KEYBOARD)	4,397	0.17	0	0.00	0	0.00	0	0.00
BUDGET ANALYST III	5,130	0.10	0	0.00	0	0.00	0	0.00
RESEARCH ASSOCIATE II	20,364	0.54	77,483	2.03	77,483	2.03	77,483	2.03
PUBLIC INFORMATION OFFICER	18,446	0.30	0	0.00	0	0.00	0	0.00
EXECUTIVE II	2,847	0.08	0	0.00	0	0.00	0	0.00
RESEARCH ASSOCIATE I	4,637	0.13	53,739	1.29	53,739	1.29	53,739	1.29
ADMINISTRATIVE ASSISTANT	0	0.00	28,495	0.68	28,495	0.68	28,495	0.68
SENIOR ASSOCIATE	23,955	0.48	0	0.00	0	0.00	0	0.00
PROGRAM SPECIALIST	2,988	0.10	29,172	1.00	29,172	1.00	29,172	1.00
STATE DEPARTMENT DIRECTOR	15,513	0.09	0	0.00	0	0.00	0	0.00
DESIGNATED PRINC ASSISTANT-DEP	844	0.01	0	0.00	0	0.00	0	0.00
ASSIST COMMISSIONER	16,176	0.21	0	0.00	0	0.00	0	0.00
EXECUTIVE ASSISTANT	3,143	0.08	0	0.00	0	0.00	0	0.00
<b>TOTAL - PS</b>	<b>118,440</b>	<b>2.29</b>	<b>188,889</b>	<b>5.00</b>	<b>188,889</b>	<b>5.00</b>	<b>188,889</b>	<b>5.00</b>
TRAVEL, IN-STATE	2,326	0.00	4,450	0.00	4,450	0.00	4,450	0.00
TRAVEL, OUT-OF-STATE	584	0.00	1,489	0.00	1,489	0.00	1,489	0.00
FUEL & UTILITIES	0	0.00	2,008	0.00	2,008	0.00	2,008	0.00
SUPPLIES	7,811	0.00	4,980	0.00	4,180	0.00	4,180	0.00
PROFESSIONAL DEVELOPMENT	380	0.00	3,618	0.00	3,618	0.00	3,618	0.00
COMMUNICATION SERV & SUPP	843	0.00	1,854	0.00	1,854	0.00	1,854	0.00
PROFESSIONAL SERVICES	3,234	0.00	82,268	0.00	82,268	0.00	82,268	0.00
HOUSEKEEPING & JANITORIAL SERV	0	0.00	1,125	0.00	1,125	0.00	1,125	0.00
M&R SERVICES	0	0.00	952	0.00	952	0.00	952	0.00
COMPUTER EQUIPMENT	0	0.00	1,400	0.00	0	0.00	0	0.00
MOTORIZED EQUIPMENT	0	0.00	1	0.00	1	0.00	1	0.00
OFFICE EQUIPMENT	0	0.00	2,365	0.00	1,205	0.00	1,205	0.00
OTHER EQUIPMENT	0	0.00	201	0.00	1	0.00	1	0.00
PROPERTY & IMPROVEMENTS	0	0.00	1	0.00	1	0.00	1	0.00
BUILDING LEASE PAYMENTS	125	0.00	323	0.00	323	0.00	323	0.00
EQUIPMENT RENTALS & LEASES	0	0.00	1,848	0.00	1,848	0.00	1,848	0.00

**DECISION ITEM DETAIL**

Budget Unit	FY 2013	FY 2013	FY 2014	FY 2014	FY 2015	FY 2015	FY 2015	FY 2015
Decision Item	ACTUAL	ACTUAL	BUDGET	BUDGET	DEPT REQ	DEPT REQ	GOV REC	GOV REC
Budget Object Class	DOLLAR	FTE	DOLLAR	FTE	DOLLAR	FTE	DOLLAR	FTE
<b>PROPRIETARY SCHOOL ADMIN</b>								
<b>CORE</b>								
MISCELLANEOUS EXPENSES	538	0.00	6,825	0.00	6,825	0.00	6,825	0.00
TOTAL - EE	15,841	0.00	115,708	0.00	112,148	0.00	112,148	0.00
<b>GRAND TOTAL</b>	<b>\$134,281</b>	<b>2.29</b>	<b>\$304,597</b>	<b>5.00</b>	<b>\$301,037</b>	<b>5.00</b>	<b>\$301,037</b>	<b>5.00</b>
GENERAL REVENUE	\$134,281	2.29	\$0	0.00	\$0	0.00	\$0	0.00
FEDERAL FUNDS	\$0	0.00	\$0	0.00	\$0	0.00	\$0	0.00
OTHER FUNDS	\$0	0.00	\$304,597	5.00	\$301,037	5.00	\$301,037	5.00

**PROGRAM DESCRIPTION**

**Department of Higher Education**

**Proprietary Schools**

**Program is found in the following core budget(s): Proprietary Schools Administration**

**1. What does this program do?**

This program is the mechanism by which the DHE certifies and monitors proprietary and certain other types of postsecondary education institutions offering programs in or recruiting students from Missouri. This appropriation supports a system to implement minimum education standards for private career schools and private out-of-state institutions offering postsecondary education in the state. The program's intent is to ensure students receive training consistent with the published objectives of the course or programs of study, adequate and reliable information is available to currently enrolled and prospective students, and that there are the financial and educational safeguards required by the authorizing statute.

**2. What is the authorization for this program, i.e., federal or state statute, etc.? (Include the federal program number, if applicable.)**

Section 173.600 - 173.619, RSMo

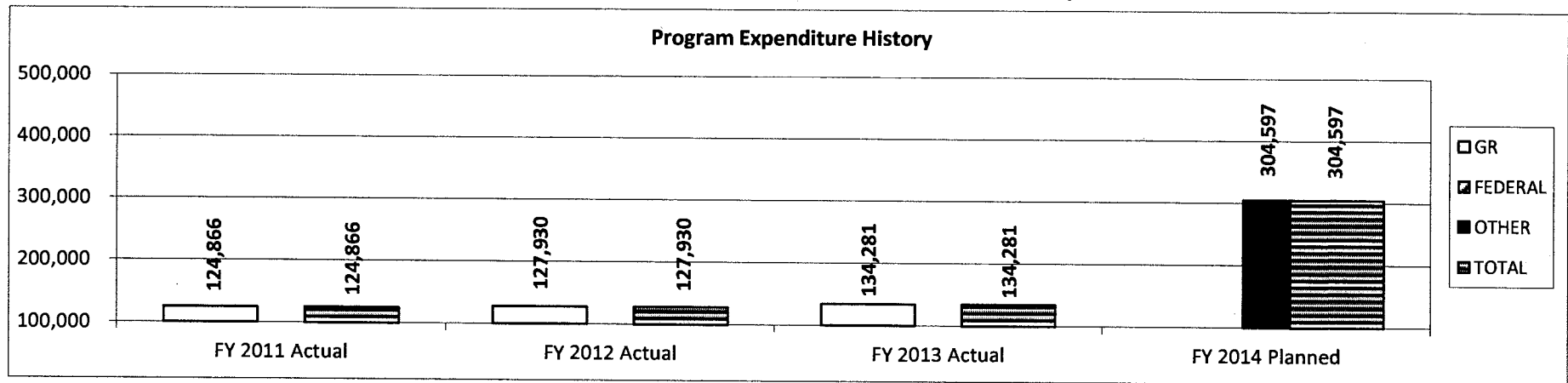
**3. Are there federal matching requirements? If yes, please explain.**

No

**4. Is this a federally mandated program? If yes, please explain.**

No

**5. Provide actual expenditures for the prior three fiscal years and planned expenditures for the current fiscal year.**



**PROGRAM DESCRIPTION**

**Department of Higher Education**

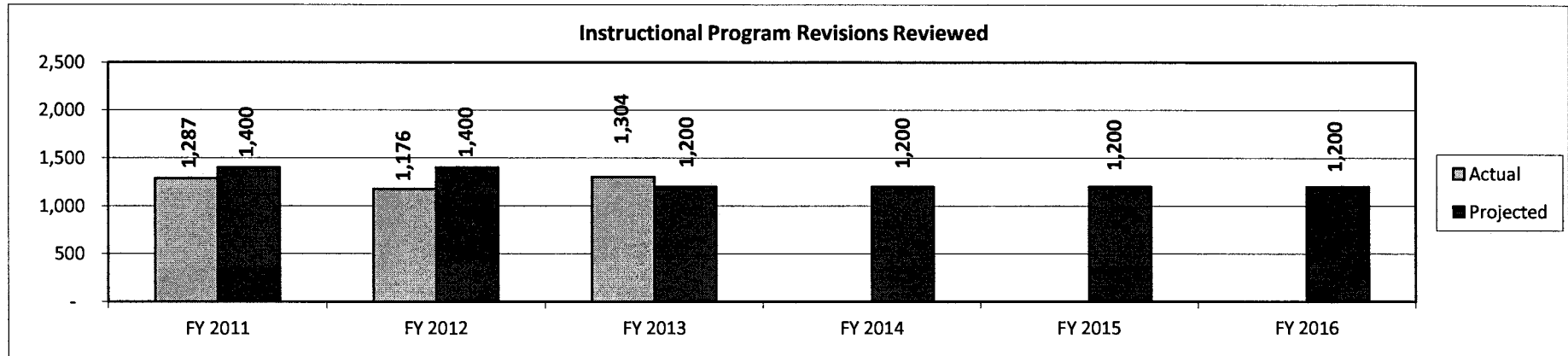
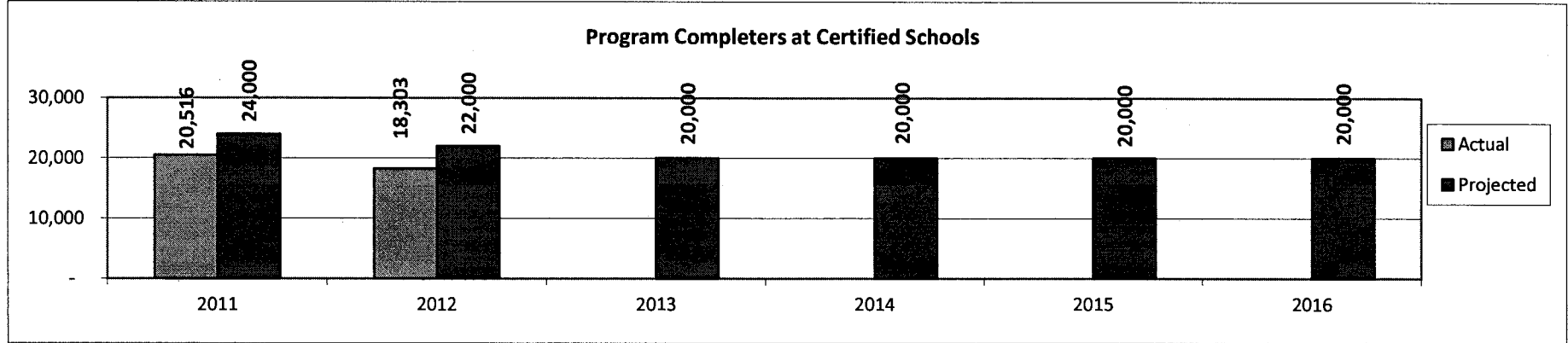
**Proprietary Schools**

**Program is found in the following core budget(s): Proprietary Schools Administration**

**6. What are the sources of the "Other" funds?**

Proprietary School Certification Fund (0729)

**7a. Provide an effectiveness measure.**



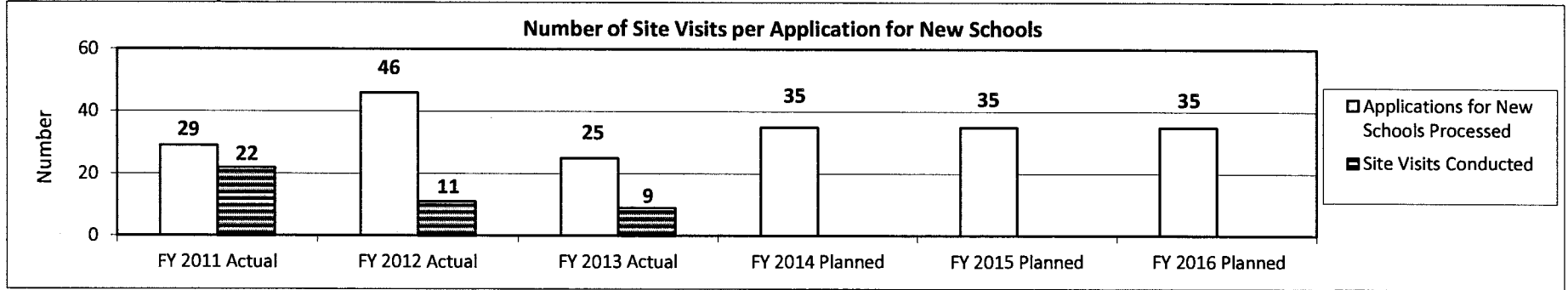
**PROGRAM DESCRIPTION**

**Department of Higher Education**

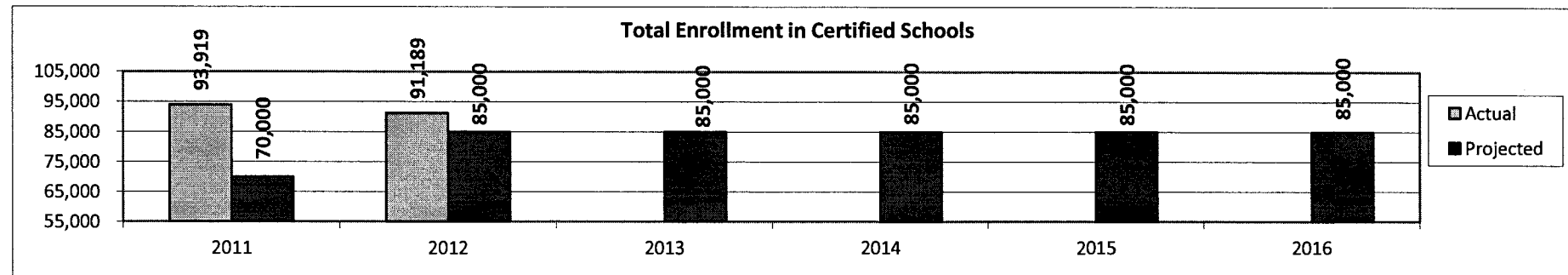
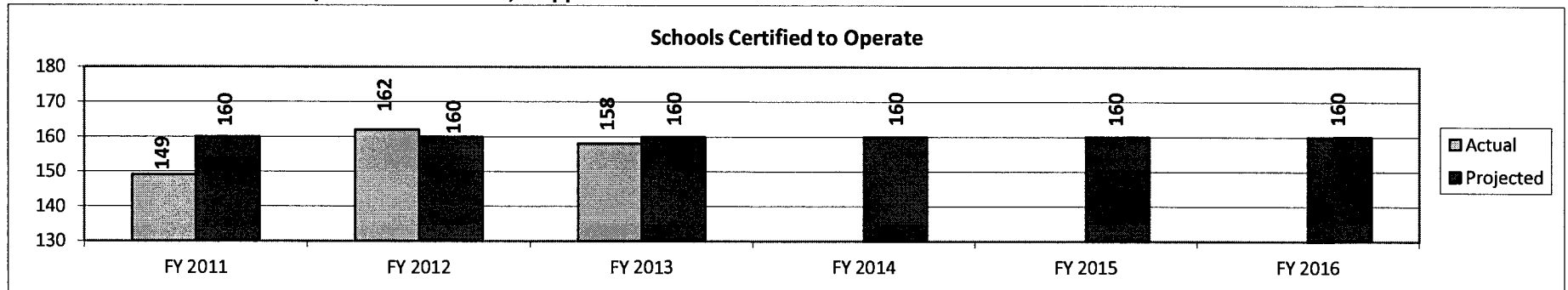
**Proprietary Schools**

**Program is found in the following core budget(s): Proprietary Schools Administration**

**7b. Provide an efficiency measure.**



**7c. Provide the number of clients/individuals served, if applicable.**



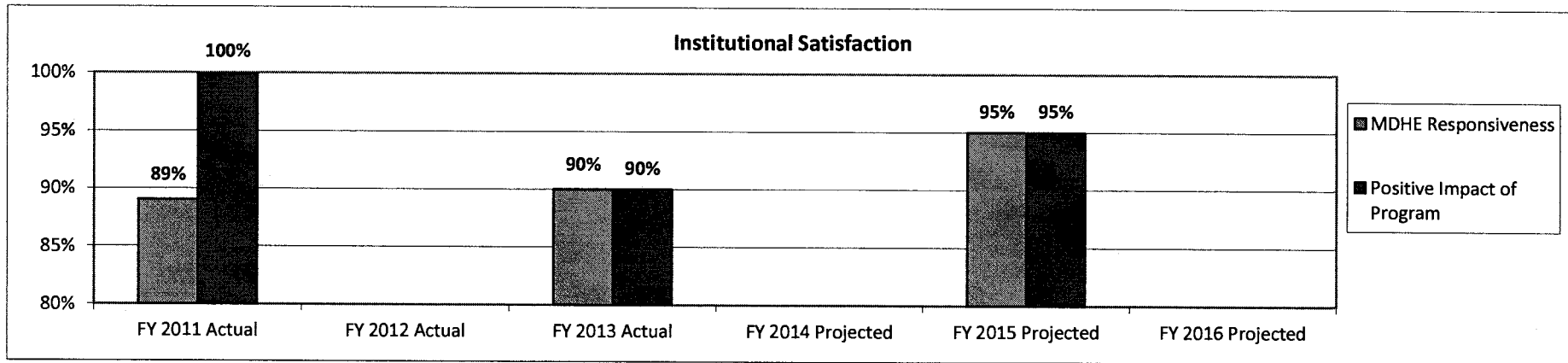
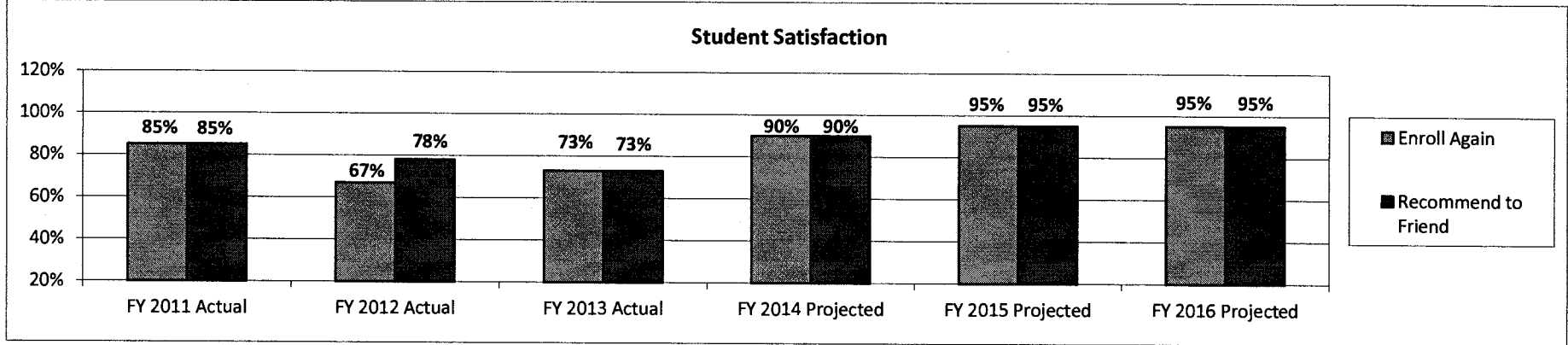
**PROGRAM DESCRIPTION**

**Department of Higher Education**

**Proprietary Schools**

**Program is found in the following core budget(s): Proprietary Schools Administration**

**7d. Provide a customer satisfaction measure, if available.**



Note: Institutional satisfaction surveys are conducted biennially.



**DECISION ITEM SUMMARY**

Budget Unit									
Decision Item	FY 2013	FY 2013	FY 2014	FY 2014	FY 2015	FY 2015	FY 2015	FY 2015	FY 2015
Budget Object Summary	ACTUAL	ACTUAL	BUDGET	BUDGET	DEPT REQ	DEPT REQ	GOV REC	GOV REC	GOV REC
Fund	DOLLAR	FTE	DOLLAR	FTE	DOLLAR	FTE	DOLLAR	FTE	FTE
<b>PROPRIETARY SCHOOL BOND</b>									
<b>CORE</b>									
<b>PROGRAM-SPECIFIC</b>									
PROPRIETARY SCHOOL BOND FUND	0	0.00	200,000	0.00	200,000	0.00	200,000	0.00	0.00
TOTAL - PD	0	0.00	200,000	0.00	200,000	0.00	200,000	0.00	0.00
<b>TOTAL</b>	<b>0</b>	<b>0.00</b>	<b>200,000</b>	<b>0.00</b>	<b>200,000</b>	<b>0.00</b>	<b>200,000</b>	<b>0.00</b>	<b>0.00</b>
<b>GRAND TOTAL</b>	<b>\$0</b>	<b>0.00</b>	<b>\$200,000</b>	<b>0.00</b>	<b>\$200,000</b>	<b>0.00</b>	<b>\$200,000</b>	<b>0.00</b>	<b>0.00</b>

**CORE DECISION ITEM**

<b>Department of Higher Education</b>					<b>Budget Unit 55535C</b>				
<b>Division of Proprietary Schools Administration</b>									
<b>Core - Proprietary School Bond</b>									
<b>1. CORE FINANCIAL SUMMARY</b>									
	<b>FY 2015 Budget Request</b>					<b>FY 2015 Governor's Recommendation</b>			
	<b>GR</b>	<b>Federal</b>	<b>Other</b>	<b>Total</b>		<b>GR</b>	<b>Fed</b>	<b>Other</b>	<b>Total</b>
<b>PS</b>	0	0	0	0	<b>PS</b>	0	0	0	0
<b>EE</b>	0	0	0	0	<b>EE</b>	0	0	0	0
<b>PSD</b>	0	0	200,000	200,000	<b>PSD</b>	0	0	200,000	200,000
<b>Total</b>	<u>0</u>	<u>0</u>	<u>200,000</u>	<u>200,000</u>	<b>Total</b>	<u>0</u>	<u>0</u>	<u>200,000</u>	<u>200,000</u>
<b>FTE</b>	<b>0.00</b>	<b>0.00</b>	<b>0.00</b>	<b>0.00</b>	<b>FTE</b>	<b>0.00</b>	<b>0.00</b>	<b>0.00</b>	<b>0.00</b>
<b>Est. Fringe</b>	0	0	0	0	<b>Est. Fringe</b>	0	0	0	0
<i>Note: Fringes budgeted in House Bill 5 except for certain fringes budgeted directly to MoDOT, Highway Patrol, and Conservation.</i>					<i>Note: Fringes budgeted in House Bill 5 except for certain fringes budgeted directly to MoDOT, Highway Patrol, and Conservation.</i>				
Other Funds: Proprietary School Bond Fund (0760)					Other Funds: Proprietary School Bond Fund (0760)				
<b>2. CORE DESCRIPTION</b>									
<p>The DHE holds a security deposit from each proprietary school certified to operate pursuant to sections 173.600 through 173.619, RSMo. The deposit is to indemnify students in cases of malfeasance by a proprietary school or to assist with preservation of student records if adequate provisions are not made by the school upon closure. The security deposit from each proprietary school ranges from a minimum of \$5,000 to a maximum of \$100,000 as required by statute. This appropriation is necessary to ensure the authority to access those monies for indemnification and record preservation purposes in cases of malfeasance by a proprietary school.</p>									

**CORE DECISION ITEM**

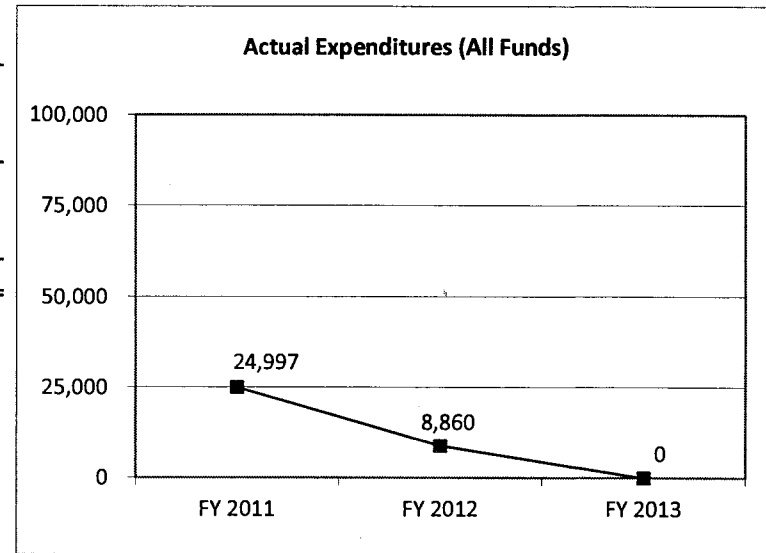
<b>Department of Higher Education</b>	<b>Budget Unit</b> 55535C
<b>Division of Proprietary Schools Administration</b>	
<b>Core - Proprietary School Bond</b>	

**3. PROGRAM LISTING (list programs included in this core funding)**

Proprietary School Bond

**4. FINANCIAL HISTORY**

	FY 2011 Actual	FY 2012 Actual	FY 2013 Actual	FY 2014 Current Yr.
Appropriation (All Funds)	100,000	100,000	100,000	200,000
Less Reverted (All Funds)	0	0	0	N/A
Budget Authority (All Funds)	100,000	100,000	100,000	N/A
Actual Expenditures (All Funds)	24,997	8,860	0	N/A
Unexpended (All Funds)	75,003	91,140	100,000	N/A
Unexpended, by Fund:				
General Revenue	0	0	0	N/A
Federal	0	0	0	N/A
Other	75,003	91,140	100,000	N/A



Reverted includes Governor's standard 3 percent reserve (when applicable) and any extraordinary expenditure restrictions.

**NOTES:** All funds received from security deposits are paid to students in the form of tuition refunds. Unexpended amounts represent the difference between the budget authority and the actual amount of the security deposits accessed during the year.

**CORE RECONCILIATION DETAIL**

**DEPARTMENT OF HIGHER EDUCATION**  
**PROPRIETARY SCHOOL BOND**

**5. CORE RECONCILIATION DETAIL**

	<b>Budget Class</b>	<b>FTE</b>	<b>GR</b>	<b>Federal</b>	<b>Other</b>	<b>Total</b>	<b>Explanation</b>
<b>TAFP AFTER VETOES</b>							
	PD	0.00	0	0	200,000	200,000	
	<b>Total</b>	<b>0.00</b>	<b>0</b>	<b>0</b>	<b>200,000</b>	<b>200,000</b>	
<b>DEPARTMENT CORE REQUEST</b>							
	PD	0.00	0	0	200,000	200,000	
	<b>Total</b>	<b>0.00</b>	<b>0</b>	<b>0</b>	<b>200,000</b>	<b>200,000</b>	
<b>GOVERNOR'S RECOMMENDED CORE</b>							
	PD	0.00	0	0	200,000	200,000	
	<b>Total</b>	<b>0.00</b>	<b>0</b>	<b>0</b>	<b>200,000</b>	<b>200,000</b>	

**PROGRAM DESCRIPTION**

**Department of Higher Education**

**Proprietary School Bond**

**Program is found in the following core budget(s): Proprietary School Bond**

**1. What does this program do?**

The DHE holds a security deposit from each school certified to operate pursuant to sections 173.600 through 173.619, RSMo. The deposit is to indemnify students in cases of malfeasance by a proprietary school or to assist with the preservation of student records if adequate provisions are not made by the school upon closure. The security deposit for each proprietary school is a minimum of \$5,000. HB 1042, which became effective August 28, 2012, increased the maximum amount of the security deposit from \$25,000 to \$100,000.

**2. What is the authorization for this program, i.e., federal or state statute, etc.? (Include the federal program number, if applicable.)**

Section 173.612, RSMo

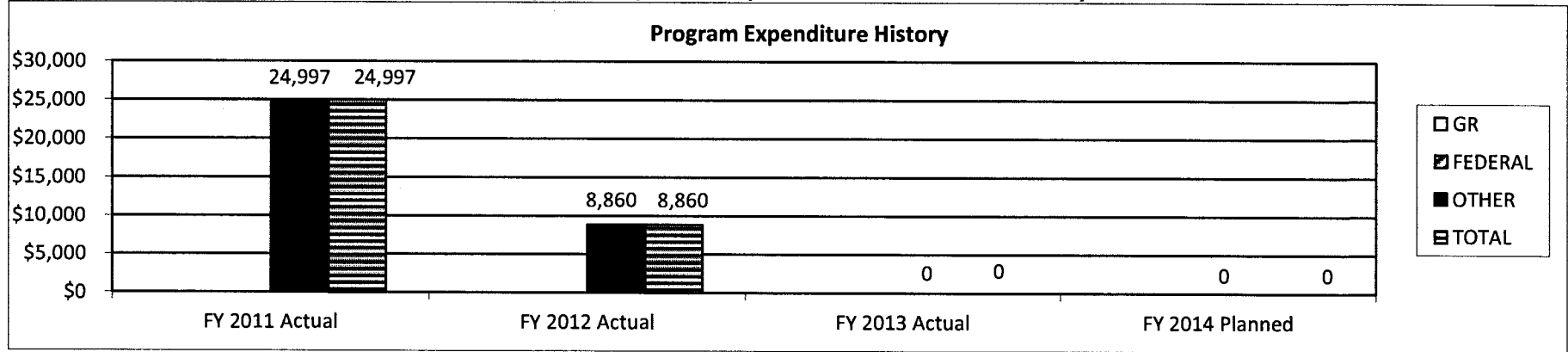
**3. Are there federal matching requirements? If yes, please explain.**

No

**4. Is this a federally mandated program? If yes, please explain.**

No

**5. Provide actual expenditures for the prior three fiscal years and planned expenditures for the current fiscal year.**



**6. What are the sources of the "Other " funds?**

Proprietary School Bond Fund (0760)

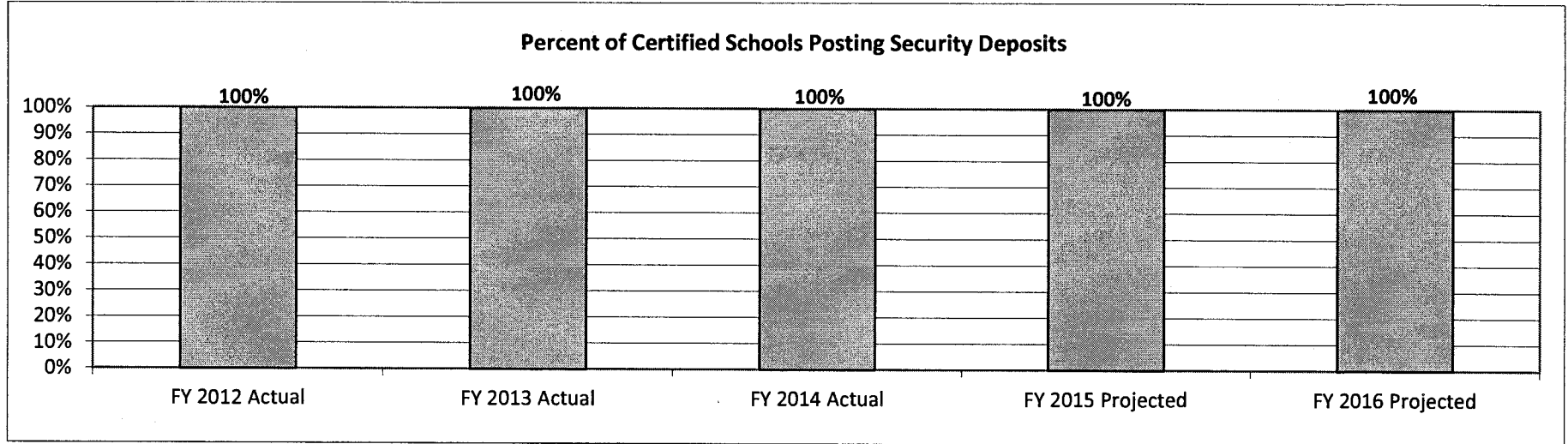
**PROGRAM DESCRIPTION**

**Department of Higher Education**

**Proprietary School Bond**

**Program is found in the following core budget(s): Proprietary School Bond**

**7a. Provide an effectiveness measure.**



**7b. Provide an efficiency measure.**

N/A

**7c. Provide the number of clients/individuals served, if applicable.**

N/A

**7d. Provide a customer satisfaction measure, if available.**

N/A

**DECISION ITEM DETAIL**

Budget Unit	FY 2013	FY 2013	FY 2014	FY 2014	FY 2015	FY 2015	FY 2015	FY 2015
Decision Item	ACTUAL	ACTUAL	BUDGET	BUDGET	DEPT REQ	DEPT REQ	GOV REC	GOV REC
Budget Object Class	DOLLAR	FTE	DOLLAR	FTE	DOLLAR	FTE	DOLLAR	FTE
<b>PROPRIETARY SCHOOL BOND</b>								
<b>CORE</b>								
REFUNDS	0	0.00	200,000	0.00	200,000	0.00	200,000	0.00
TOTAL - PD	0	0.00	200,000	0.00	200,000	0.00	200,000	0.00
<b>GRAND TOTAL</b>	<b>\$0</b>	<b>0.00</b>	<b>\$200,000</b>	<b>0.00</b>	<b>\$200,000</b>	<b>0.00</b>	<b>\$200,000</b>	<b>0.00</b>
GENERAL REVENUE	\$0	0.00	\$0	0.00	\$0	0.00	\$0	0.00
FEDERAL FUNDS	\$0	0.00	\$0	0.00	\$0	0.00	\$0	0.00
OTHER FUNDS	\$0	0.00	\$200,000	0.00	\$200,000	0.00	\$200,000	0.00

**DECISION ITEM SUMMARY**

<b>Budget Unit</b>								
<b>Decision Item</b>	<b>FY 2013</b>	<b>FY 2013</b>	<b>FY 2014</b>	<b>FY 2014</b>	<b>FY 2015</b>	<b>FY 2015</b>	<b>FY 2015</b>	<b>FY 2015</b>
<b>Budget Object Summary</b>	<b>ACTUAL</b>	<b>ACTUAL</b>	<b>BUDGET</b>	<b>BUDGET</b>	<b>DEPT REQ</b>	<b>DEPT REQ</b>	<b>GOV REC</b>	<b>GOV REC</b>
<b>Fund</b>	<b>DOLLAR</b>	<b>FTE</b>	<b>DOLLAR</b>	<b>FTE</b>	<b>DOLLAR</b>	<b>FTE</b>	<b>DOLLAR</b>	<b>FTE</b>
<b>MIDWEST HIGHER ED. COMMISSION</b>								
<b>CORE</b>								
<b>EXPENSE &amp; EQUIPMENT</b>								
GENERAL REVENUE	95,000	0.00	95,000	0.00	95,000	0.00	95,000	0.00
TOTAL - EE	95,000	0.00	95,000	0.00	95,000	0.00	95,000	0.00
<b>TOTAL</b>	<b>95,000</b>	<b>0.00</b>	<b>95,000</b>	<b>0.00</b>	<b>95,000</b>	<b>0.00</b>	<b>95,000</b>	<b>0.00</b>
<b>GRAND TOTAL</b>	<b>\$95,000</b>	<b>0.00</b>	<b>\$95,000</b>	<b>0.00</b>	<b>\$95,000</b>	<b>0.00</b>	<b>\$95,000</b>	<b>0.00</b>



**CORE DECISION ITEM**

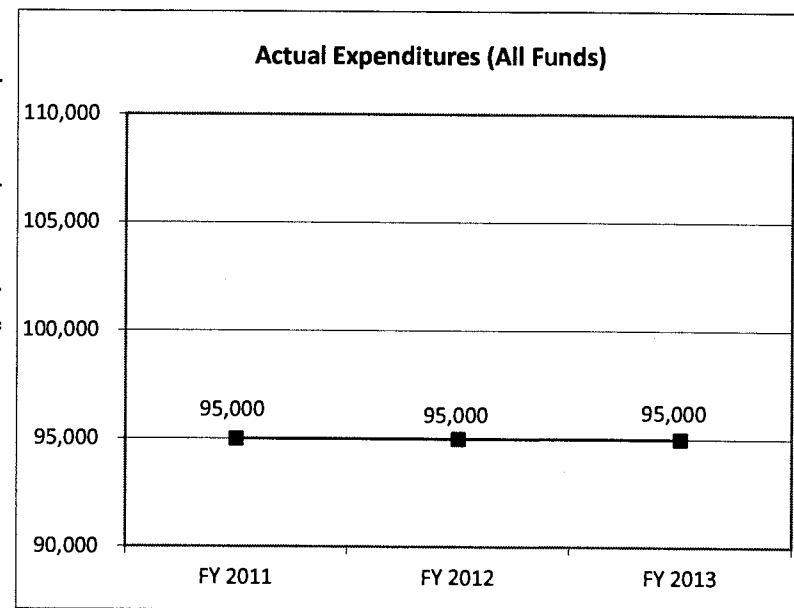
<b>Department of Higher Education</b>					<b>Budget Unit 5550C</b>					
<b>Division of Coordination Administration</b>										
<b>Core - Midwestern Higher Education Compact</b>										
<b>1. CORE FINANCIAL SUMMARY</b>										
		<b>FY 2015 Budget Request</b>					<b>FY 2015 Governor's Recommendation</b>			
	<b>GR</b>	<b>Federal</b>	<b>Other</b>	<b>Total</b>		<b>GR</b>	<b>Fed</b>	<b>Other</b>	<b>Total</b>	
PS	0	0	0	0	PS	0	0	0	0	
EE	95,000	0	0	95,000	EE	95,000	0	0	95,000	
PSD	0	0	0	0	PSD	0	0	0	0	
<b>Total</b>	<b>95,000</b>	<b>0</b>	<b>0</b>	<b>95,000</b>	<b>Total</b>	<b>95,000</b>	<b>0</b>	<b>0</b>	<b>95,000</b>	
FTE	0.00	0.00	0.00	0.00	FTE	0.00	0.00	0.00	0.00	
<b>Est. Fringe</b>	0	0	0	0	<b>Est. Fringe</b>	0	0	0	0	
<i>Note: Fringes budgeted in House Bill 5 except for certain fringes budgeted directly to MoDOT, Highway Patrol, and Conservation.</i>					<i>Note: Fringes budgeted in House Bill 5 except for certain fringes budgeted directly to MoDOT, Highway Patrol, and Conservation.</i>					
Other Funds:					Other Funds:					
<b>2. CORE DESCRIPTION</b>										
<p>This request of \$95,000 is for membership dues in the Midwestern Higher Education Compact (MHEC). Pursuant to Section 173.700, RSMo, Missouri is a member of MHEC, a multi-state commission which is charged with promoting interstate cooperation and resource sharing in higher education accomplishing this through three core functions: cost saving programs, reduced tuition and policy research. Missouri participates in a student exchange program with other states allowing residents to participate in out-of-state instruction at 150 percent of in-state tuition rates. The commission is also active in forming joint purchasing agreements for obtaining property insurance, telecommunications products and services, student health insurance and pharmacy benefits.</p>										
<b>3. PROGRAM LISTING (list programs included in this core funding)</b>										
Midwestern Higher Education Compact										

**CORE DECISION ITEM**

<b>Department of Higher Education</b>	<b>Budget Unit</b> 55550C
<b>Division of Coordination Administration</b>	
<b>Core - Midwestern Higher Education Compact</b>	

**4. FINANCIAL HISTORY**

	FY 2011 Actual	FY 2012 Actual	FY 2013 Actual	FY 2014 Current Yr.
Appropriation (All Funds)	95,000	95,000	95,000	95,000
Less Reverted (All Funds)	0	0	0	N/A
Budget Authority (All Funds)	95,000	95,000	95,000	N/A
Actual Expenditures (All Funds)	95,000	95,000	95,000	N/A
Unexpended (All Funds)	0	0	0	N/A
Unexpended, by Fund:				
General Revenue	0	0	0	N/A
Federal	0	0	0	N/A
Other	0	0	0	N/A



Reverted includes Governor's standard 3 percent reserve (when applicable) and any extraordinary expenditure restrictions.

**NOTES:**

**CORE RECONCILIATION DETAIL**

---

**DEPARTMENT OF HIGHER EDUCATION**

**MIDWEST HIGHER ED. COMMISSION**

---

**5. CORE RECONCILIATION DETAIL**

---

	<b>Budget Class</b>	<b>FTE</b>	<b>GR</b>	<b>Federal</b>	<b>Other</b>	<b>Total</b>	<b>Explanation</b>
<b>TAFP AFTER VETOES</b>							
	EE	0.00	95,000	0	0	95,000	
	<b>Total</b>	<b>0.00</b>	<b>95,000</b>	<b>0</b>	<b>0</b>	<b>95,000</b>	
<b>DEPARTMENT CORE REQUEST</b>							
	EE	0.00	95,000	0	0	95,000	
	<b>Total</b>	<b>0.00</b>	<b>95,000</b>	<b>0</b>	<b>0</b>	<b>95,000</b>	
<b>GOVERNOR'S RECOMMENDED CORE</b>							
	EE	0.00	95,000	0	0	95,000	
	<b>Total</b>	<b>0.00</b>	<b>95,000</b>	<b>0</b>	<b>0</b>	<b>95,000</b>	

**DECISION ITEM DETAIL**

Budget Unit	FY 2013	FY 2013	FY 2014	FY 2014	FY 2015	FY 2015	FY 2015	FY 2015
Decision Item	ACTUAL	ACTUAL	BUDGET	BUDGET	DEPT REQ	DEPT REQ	GOV REC	GOV REC
Budget Object Class	DOLLAR	FTE	DOLLAR	FTE	DOLLAR	FTE	DOLLAR	FTE
<b>MIDWEST HIGHER ED. COMMISSION</b>								
<b>CORE</b>								
PROFESSIONAL DEVELOPMENT	95,000	0.00	95,000	0.00	95,000	0.00	95,000	0.00
<b>TOTAL - EE</b>	<b>95,000</b>	<b>0.00</b>	<b>95,000</b>	<b>0.00</b>	<b>95,000</b>	<b>0.00</b>	<b>95,000</b>	<b>0.00</b>
<b>GRAND TOTAL</b>	<b>\$95,000</b>	<b>0.00</b>	<b>\$95,000</b>	<b>0.00</b>	<b>\$95,000</b>	<b>0.00</b>	<b>\$95,000</b>	<b>0.00</b>
GENERAL REVENUE	\$95,000	0.00	\$95,000	0.00	\$95,000	0.00	\$95,000	0.00
FEDERAL FUNDS	\$0	0.00	\$0	0.00	\$0	0.00	\$0	0.00
OTHER FUNDS	\$0	0.00	\$0	0.00	\$0	0.00	\$0	0.00

**PROGRAM DESCRIPTION**

**Department of Higher Education**

**Midwestern Higher Education Compact**

**Program is found in the following core budget(s): Midwestern Higher Education Compact**

**1. What does this program do?**

This program pays the membership dues in the Midwestern Higher Education Compact (MHEC). The purpose of the compact is to provide greater higher education opportunities and services in the Midwestern region with the aim of furthering the choice of higher education for the citizens residing in the states which are party to this compact. Membership allows Missouri to participate in a student exchange program with other states allowing residents to receive out-of-state instruction at 150 percent of in-state tuition rates. The membership also offers other benefits such as joint purchasing agreements for obtaining property insurance, telecommunications products and services, student health insurance and pharmacy benefits.

**2. What is the authorization for this program, i.e., federal or state statute, etc.? (Include the federal program number, if applicable.)**

Section 173.700, RSMo

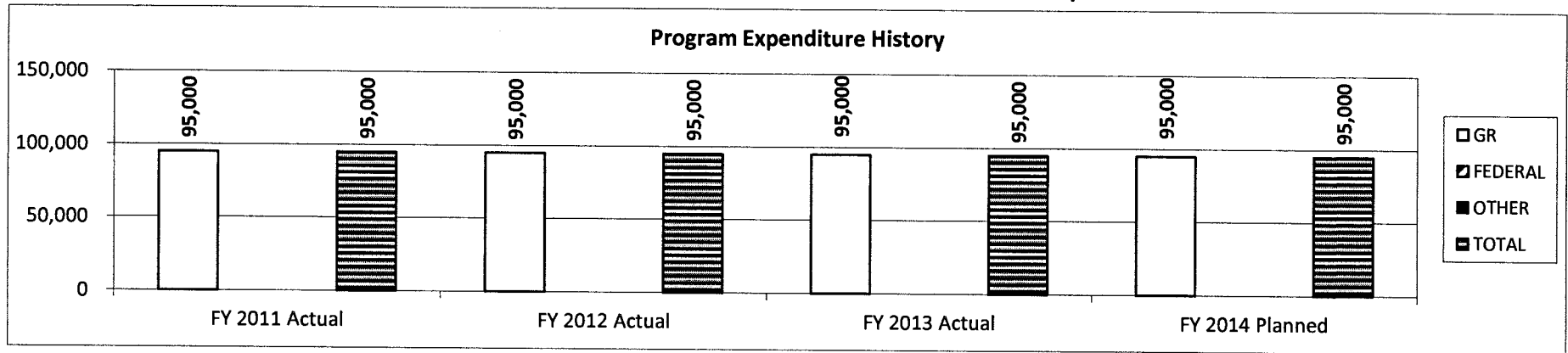
**3. Are there federal matching requirements? If yes, please explain.**

No

**4. Is this a federally mandated program? If yes, please explain.**

No

**5. Provide actual expenditures for the prior three fiscal years and planned expenditures for the current fiscal year.**



**6. What are the sources of the "Other " funds?**

N/A

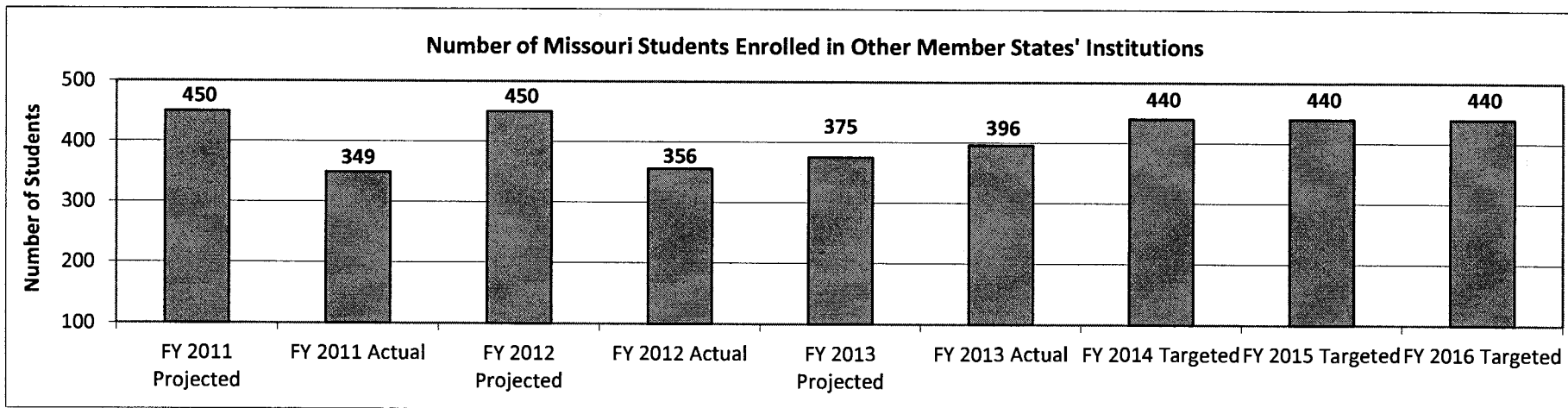
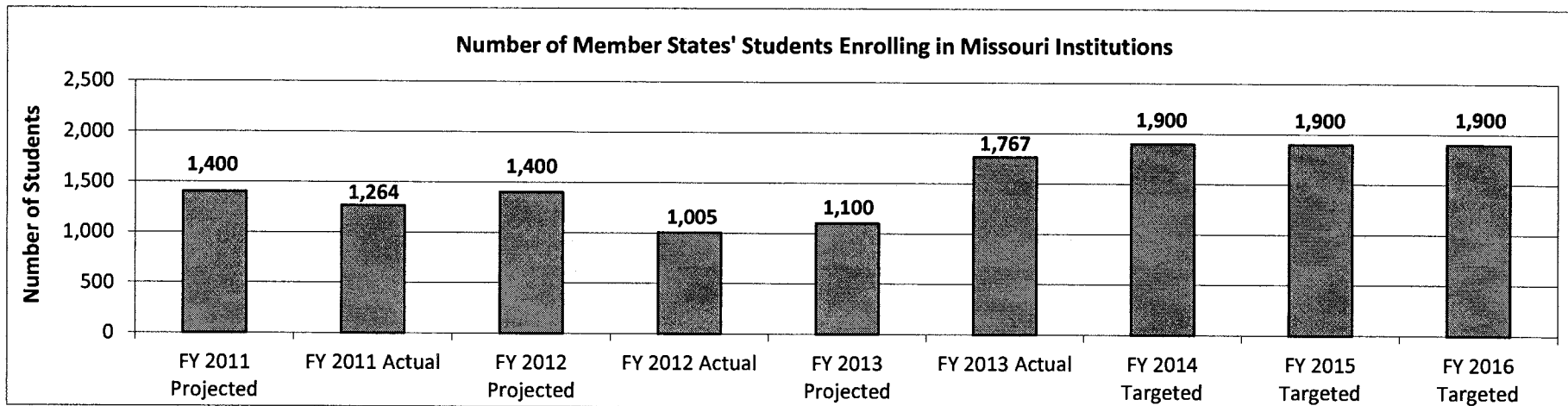
**PROGRAM DESCRIPTION**

**Department of Higher Education**

**Midwestern Higher Education Compact**

**Program is found in the following core budget(s): Midwestern Higher Education Compact**

**7a. Provide an effectiveness measure.**



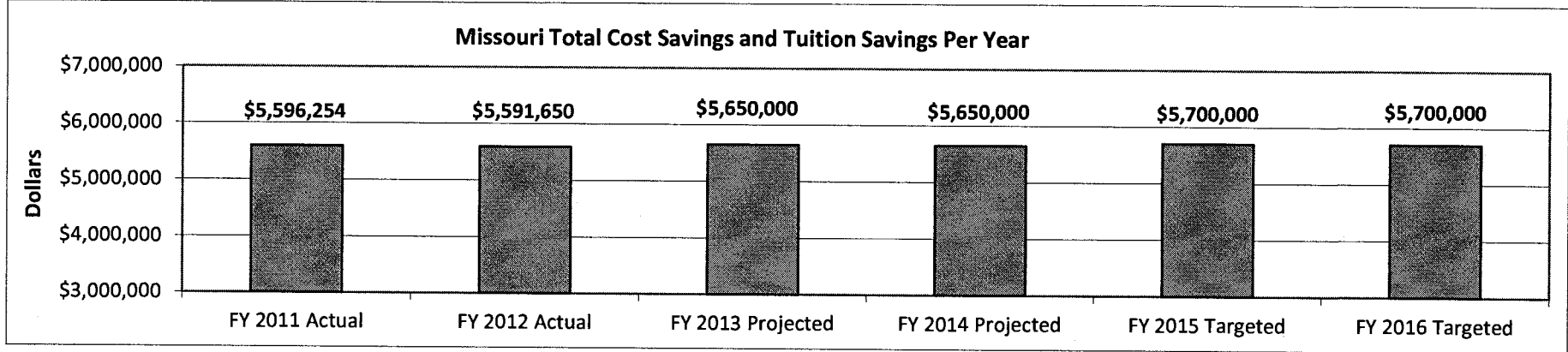
**PROGRAM DESCRIPTION**

**Department of Higher Education**

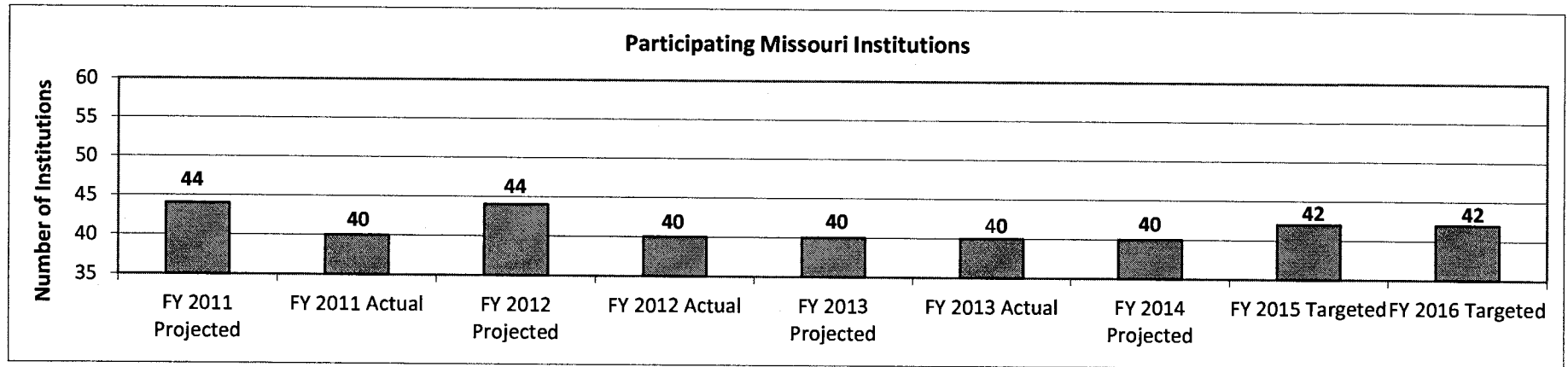
**Midwestern Higher Education Compact**

**Program is found in the following core budget(s): Midwestern Higher Education Compact**

**7b. Provide an efficiency measure.**



**7c. Provide the number of clients/individuals served, if applicable.**



**7d. Provide a customer satisfaction measure, if available.**

N/A

**DECISION ITEM SUMMARY**

<b>Budget Unit</b>								
<b>Decision Item</b>	<b>FY 2013</b>	<b>FY 2013</b>	<b>FY 2014</b>	<b>FY 2014</b>	<b>FY 2015</b>	<b>FY 2015</b>	<b>FY 2015</b>	<b>FY 2015</b>
<b>Budget Object Summary</b>	<b>ACTUAL</b>	<b>ACTUAL</b>	<b>BUDGET</b>	<b>BUDGET</b>	<b>DEPT REQ</b>	<b>DEPT REQ</b>	<b>GOV REC</b>	<b>GOV REC</b>
<b>Fund</b>	<b>DOLLAR</b>	<b>FTE</b>	<b>DOLLAR</b>	<b>FTE</b>	<b>DOLLAR</b>	<b>FTE</b>	<b>DOLLAR</b>	<b>FTE</b>
<b>IMPROVING TEACHER QUALITY GRT</b>								
<b>CORE</b>								
<b>PERSONAL SERVICES</b>								
DEPT HIGHER EDUCATION	35,627	0.77	53,436	1.50	37,418	1.50	37,418	1.50
TOTAL - PS	35,627	0.77	53,436	1.50	37,418	1.50	37,418	1.50
<b>EXPENSE &amp; EQUIPMENT</b>								
DEPT HIGHER EDUCATION	12,830	0.00	10,000	0.00	6,000	0.00	6,000	0.00
TOTAL - EE	12,830	0.00	10,000	0.00	6,000	0.00	6,000	0.00
<b>PROGRAM-SPECIFIC</b>								
DEPT HIGHER EDUCATION	1,064,131	0.00	1,719,936	0.00	1,739,954	0.00	1,739,954	0.00
TOTAL - PD	1,064,131	0.00	1,719,936	0.00	1,739,954	0.00	1,739,954	0.00
<b>TOTAL</b>	<b>1,112,588</b>	<b>0.77</b>	<b>1,783,372</b>	<b>1.50</b>	<b>1,783,372</b>	<b>1.50</b>	<b>1,783,372</b>	<b>1.50</b>
<b>Pay Plan FY14-Cost to Continue - 0000014</b>								
<b>PERSONAL SERVICES</b>								
DEPT HIGHER EDUCATION	0	0.00	0	0.00	250	0.00	250	0.00
TOTAL - PS	0	0.00	0	0.00	250	0.00	250	0.00
<b>TOTAL</b>	<b>0</b>	<b>0.00</b>	<b>0</b>	<b>0.00</b>	<b>250</b>	<b>0.00</b>	<b>250</b>	<b>0.00</b>
<b>Pay Plan FY15-COLA - 0000015</b>								
<b>PERSONAL SERVICES</b>								
DEPT HIGHER EDUCATION	0	0.00	0	0.00	0	0.00	518	0.00
TOTAL - PS	0	0.00	0	0.00	0	0.00	518	0.00
<b>TOTAL</b>	<b>0</b>	<b>0.00</b>	<b>0</b>	<b>0.00</b>	<b>0</b>	<b>0.00</b>	<b>518</b>	<b>0.00</b>
<b>GRAND TOTAL</b>	<b>\$1,112,588</b>	<b>0.77</b>	<b>\$1,783,372</b>	<b>1.50</b>	<b>\$1,783,622</b>	<b>1.50</b>	<b>\$1,784,140</b>	<b>1.50</b>



**CORE DECISION ITEM**

<b>Department of Higher Education</b>	<b>Budget Unit</b> 55615C
<b>Division of Coordination Administration</b>	
<b>Core - Improving Teacher Quality Grant</b>	

**1. CORE FINANCIAL SUMMARY**

	FY 2015 Budget Request				FY 2015 Governor's Recommendation				
	GR	Federal	Other	Total	GR	Fed	Other	Total	
PS	0	37,418	0	37,418	PS	0	37,418	0	37,418
EE	0	6,000	0	6,000	EE	0	6,000	0	6,000
PSD	0	1,739,954	0	1,739,954	PSD	0	1,739,954	0	1,739,954
<b>Total</b>	<b>0</b>	<b>1,783,372</b>	<b>0</b>	<b>1,783,372</b>	<b>Total</b>	<b>0</b>	<b>1,783,372</b>	<b>0</b>	<b>1,783,372</b>
FTE	0.00	1.50	0.00	1.50	FTE	0.00	1.50	0.00	1.50

<i>Est. Fringe</i>	0	19,738	0	19,738
--------------------	---	--------	---	--------

*Note: Fringes budgeted in House Bill 5 except for certain fringes budgeted directly to MoDOT, Highway Patrol, and Conservation.*

<i>Est. Fringe</i>	0	19,738	0	19,738
--------------------	---	--------	---	--------

*Note: Fringes budgeted in House Bill 5 except for certain fringes budgeted directly to MoDOT, Highway Patrol, and Conservation.*

Other Funds:

Other Funds:

**2. CORE DESCRIPTION**

The core request of \$1,783,372 in federal funds is from a U.S. Department of Education grant to enhance K-12 teacher education in the core subjects. Under the No Child Left Behind Act of 2001, federal funds are allocated to states using a formula that is based on 65 percent K-12 student poverty level and 35 percent K-12 student population. Based on this formula, \$39,561,586 is the estimated amount to be allotted to the state of Missouri for FY 2015, and one percent is shared by the Department of Elementary and Secondary Education (DESE) and the DHE for administrative purposes. The funds are to be distributed as follows:

- 95 percent of these funds (\$39,561,586) will be made available to school districts;
- 2.5 percent of these funds (\$989,039.65) will be available for DESE to be used for state-level activities; and
- 2.5 percent of these funds (\$989,039.65) will be available for DHE to award sub grants through a competitive grant process, with an additional allocation to the department of \$63,157 to administer the grant.

In consultation with DESE, the DHE has made a strategic decision to use its funds to focus on professional development of Missouri's K-12 teachers in mathematics and/or science. Thus, these funds will be awarded to projects designed by partnerships (partnerships will include higher education institutions, local schools/school districts, and others) to improve mathematics and/or science education in grades K-12. In FY 2014, the DHE will utilize 1.00 FTE for this program.

**CORE DECISION ITEM**

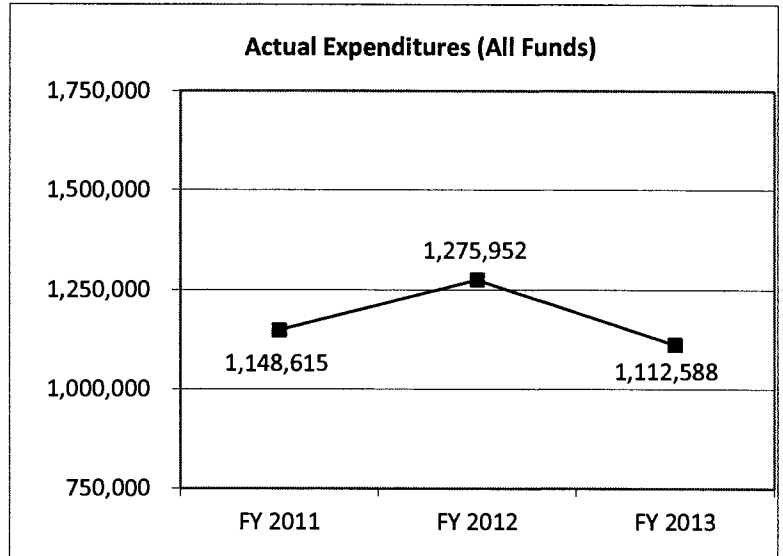
<b>Department of Higher Education</b>	<b>Budget Unit</b> 55615C
<b>Division of Coordination Administration</b>	
<b>Core - Improving Teacher Quality Grant</b>	

**3. PROGRAM LISTING (list programs included in this core funding)**

Improving Teacher Quality Grant

**4. FINANCIAL HISTORY**

	FY 2011 Actual	FY 2012 Actual	FY 2013 Actual	FY 2014 Current Yr.
Appropriation (All Funds)	1,782,422	1,782,422	1,783,093	1,783,372
Less Reverted (All Funds)	0	0	0	N/A
Budget Authority (All Funds)	1,782,422	1,782,422	1,783,093	N/A
Actual Expenditures (All Funds)	1,148,615	1,275,952	1,112,588	N/A
Unexpended (All Funds)	633,807	506,470	670,505	N/A
Unexpended, by Fund:				
General Revenue	0	0	0	N/A
Federal	633,807	506,470	670,505	N/A
Other	0	0	0	N/A



Reverted includes Governor's standard 3 percent reserve (when applicable) and any extraordinary expenditure restrictions.

**NOTES:**

**CORE RECONCILIATION DETAIL**

**DEPARTMENT OF HIGHER EDUCATION**  
**IMPROVING TEACHER QUALITY GRT**

**5. CORE RECONCILIATION DETAIL**

	<b>Budget Class</b>	<b>FTE</b>	<b>GR</b>	<b>Federal</b>	<b>Other</b>	<b>Total</b>	<b>Explanation</b>
<b>TAFP AFTER VETOES</b>							
	PS	1.50	0	53,436	0	53,436	
	EE	0.00	0	10,000	0	10,000	
	PD	0.00	0	1,719,936	0	1,719,936	
	<b>Total</b>	<b>1.50</b>	<b>0</b>	<b>1,783,372</b>	<b>0</b>	<b>1,783,372</b>	
<b>DEPARTMENT CORE ADJUSTMENTS</b>							
Core Reallocation	1840 0795 PS	0.00	0	(16,018)	0	(16,018)	
Core Reallocation	1840 0796 EE	0.00	0	(4,000)	0	(4,000)	
Core Reallocation	1840 1305 PD	0.00	0	20,018	0	20,018	
	<b>NET DEPARTMENT CHANGES</b>	<b>0.00</b>	<b>0</b>	<b>0</b>	<b>0</b>	<b>0</b>	
<b>DEPARTMENT CORE REQUEST</b>							
	PS	1.50	0	37,418	0	37,418	
	EE	0.00	0	6,000	0	6,000	
	PD	0.00	0	1,739,954	0	1,739,954	
	<b>Total</b>	<b>1.50</b>	<b>0</b>	<b>1,783,372</b>	<b>0</b>	<b>1,783,372</b>	
<b>GOVERNOR'S RECOMMENDED CORE</b>							
	PS	1.50	0	37,418	0	37,418	
	EE	0.00	0	6,000	0	6,000	
	PD	0.00	0	1,739,954	0	1,739,954	
	<b>Total</b>	<b>1.50</b>	<b>0</b>	<b>1,783,372</b>	<b>0</b>	<b>1,783,372</b>	

**DECISION ITEM DETAIL**

Budget Unit	FY 2013	FY 2013	FY 2014	FY 2014	FY 2015	FY 2015	FY 2015	FY 2015
Decision Item	ACTUAL	ACTUAL	BUDGET	BUDGET	DEPT REQ	DEPT REQ	GOV REC	GOV REC
Budget Object Class	DOLLAR	FTE	DOLLAR	FTE	DOLLAR	FTE	DOLLAR	FTE
<b>IMPROVING TEACHER QUALITY GRT</b>								
<b>CORE</b>								
RESEARCH ASSOCIATE II	4,113	0.10	0	0.00	0	0.00	0	0.00
RESEARCH ASSOCIATE I	12,418	0.34	53,436	1.50	37,418	1.50	37,418	1.50
SENIOR ASSOCIATE	12,100	0.23	0	0.00	0	0.00	0	0.00
ASSIST COMMISSIONER	6,996	0.10	0	0.00	0	0.00	0	0.00
<b>TOTAL - PS</b>	<b>35,627</b>	<b>0.77</b>	<b>53,436</b>	<b>1.50</b>	<b>37,418</b>	<b>1.50</b>	<b>37,418</b>	<b>1.50</b>
TRAVEL, IN-STATE	1,239	0.00	3,962	0.00	2,462	0.00	2,462	0.00
TRAVEL, OUT-OF-STATE	4,755	0.00	2,000	0.00	1,500	0.00	1,500	0.00
FUEL & UTILITIES	0	0.00	1	0.00	1	0.00	1	0.00
SUPPLIES	1,008	0.00	500	0.00	500	0.00	500	0.00
PROFESSIONAL DEVELOPMENT	2,549	0.00	500	0.00	500	0.00	500	0.00
COMMUNICATION SERV & SUPP	144	0.00	1,000	0.00	250	0.00	250	0.00
PROFESSIONAL SERVICES	2,418	0.00	1,000	0.00	250	0.00	250	0.00
HOUSEKEEPING & JANITORIAL SERV	0	0.00	1	0.00	1	0.00	1	0.00
M&R SERVICES	0	0.00	50	0.00	50	0.00	50	0.00
MOTORIZED EQUIPMENT	0	0.00	1	0.00	1	0.00	1	0.00
OFFICE EQUIPMENT	649	0.00	1	0.00	1	0.00	1	0.00
OTHER EQUIPMENT	0	0.00	1	0.00	1	0.00	1	0.00
PROPERTY & IMPROVEMENTS	0	0.00	1	0.00	1	0.00	1	0.00
BUILDING LEASE PAYMENTS	0	0.00	1	0.00	1	0.00	1	0.00
EQUIPMENT RENTALS & LEASES	0	0.00	1	0.00	1	0.00	1	0.00
MISCELLANEOUS EXPENSES	68	0.00	980	0.00	480	0.00	480	0.00
<b>TOTAL - EE</b>	<b>12,830</b>	<b>0.00</b>	<b>10,000</b>	<b>0.00</b>	<b>6,000</b>	<b>0.00</b>	<b>6,000</b>	<b>0.00</b>
PROGRAM DISTRIBUTIONS	1,048,013	0.00	1,719,936	0.00	1,739,954	0.00	1,739,954	0.00
REFUNDS	16,118	0.00	0	0.00	0	0.00	0	0.00
<b>TOTAL - PD</b>	<b>1,064,131</b>	<b>0.00</b>	<b>1,719,936</b>	<b>0.00</b>	<b>1,739,954</b>	<b>0.00</b>	<b>1,739,954</b>	<b>0.00</b>
<b>GRAND TOTAL</b>	<b>\$1,112,588</b>	<b>0.77</b>	<b>\$1,783,372</b>	<b>1.50</b>	<b>\$1,783,372</b>	<b>1.50</b>	<b>\$1,783,372</b>	<b>1.50</b>
<b>GENERAL REVENUE</b>	<b>\$0</b>	<b>0.00</b>	<b>\$0</b>	<b>0.00</b>	<b>\$0</b>	<b>0.00</b>	<b>\$0</b>	<b>0.00</b>
<b>FEDERAL FUNDS</b>	<b>\$1,112,588</b>	<b>0.77</b>	<b>\$1,783,372</b>	<b>1.50</b>	<b>\$1,783,372</b>	<b>1.50</b>	<b>\$1,783,372</b>	<b>1.50</b>
<b>OTHER FUNDS</b>	<b>\$0</b>	<b>0.00</b>	<b>\$0</b>	<b>0.00</b>	<b>\$0</b>	<b>0.00</b>	<b>\$0</b>	<b>0.00</b>

## PROGRAM DESCRIPTION

**Department of Higher Education**

**Improving Teacher Quality Grant**

**Program is found in the following core budget(s): Improving Teacher Quality Grant**

**1. What does this program do?**

This program focuses on professional development of Missouri's K-12 teachers in core subject areas. These funds will be awarded to projects designed by partnerships between colleges of education, colleges of arts and sciences, and high-need K-12 schools to improve student learning in grades K-12. Each year, a request for proposals specifies which core subjects and grade levels will be involved in that cycle.

**2. What is the authorization for this program, i.e., federal or state statute, etc.? (Include the federal program number, if applicable.)**

Section 173.050(2), RSMo; Title II, Part A, of the Elementary and Secondary Education Act: No Child Left Behind Act of 2001, Public Law 107-110.

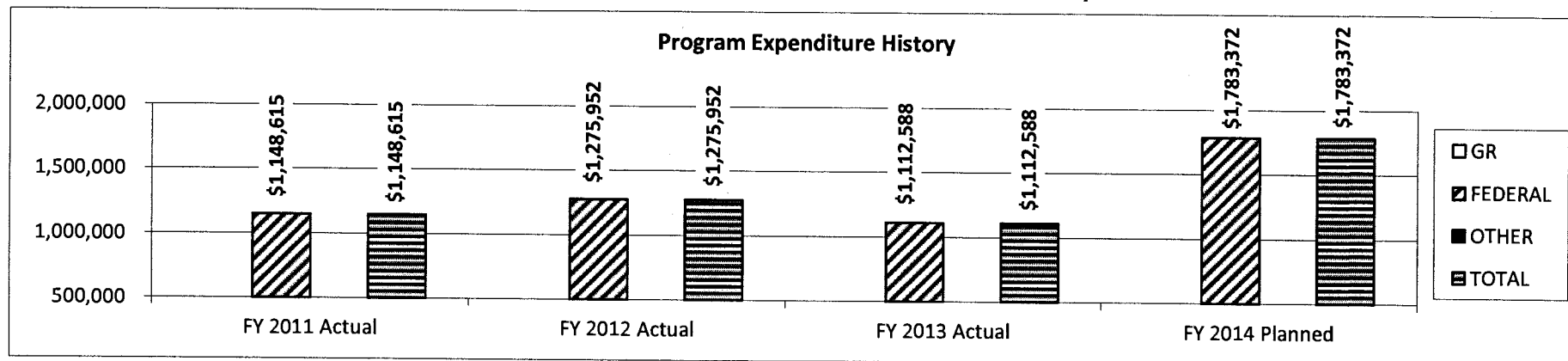
**3. Are there federal matching requirements? If yes, please explain.**

No

**4. Is this a federally mandated program? If yes, please explain.**

Yes, federal funds are allocated to the states under Title II Part A of the Elementary and Secondary Education Act (also known as the No Child Left Behind Act of 2001) to enhance professional development of K-12 teachers in core subjects.

**5. Provide actual expenditures for the prior three fiscal years and planned expenditures for the current fiscal year.**



**6. What are the sources of the "Other" funds?**

N/A

**PROGRAM DESCRIPTION**

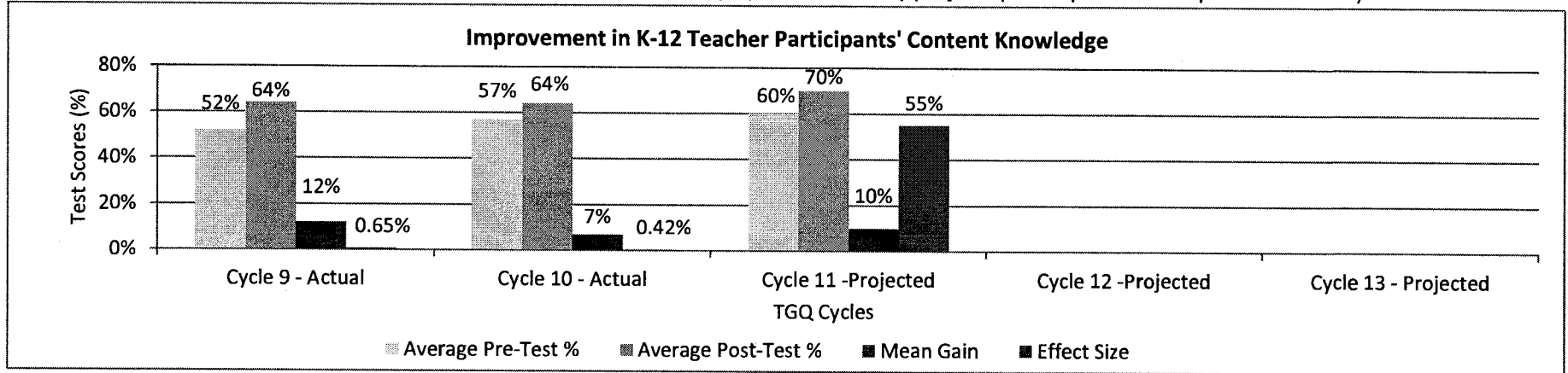
**Department of Higher Education**

**Improving Teacher Quality Grant**

**Program is found in the following core budget(s): Improving Teacher Quality Grant**

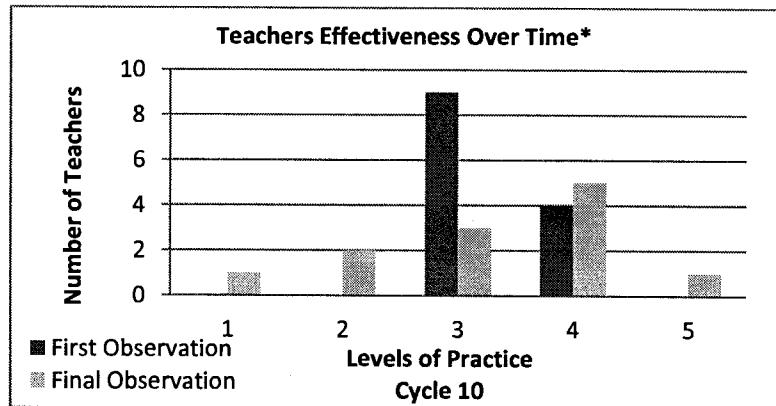
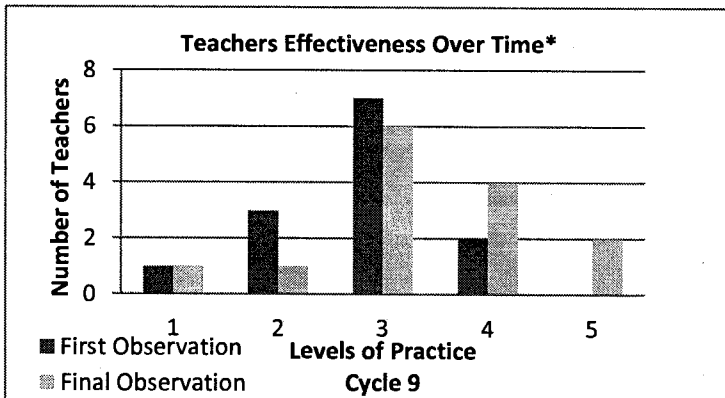
**7a. Provide an effectiveness measure.**

Percent of improvement in K-12 teacher participants' content knowledge (as measured by project specific pre-test and post-test scores)



Actual results based on content knowledge pre- and post-tests administered to teacher participants.  
Effect size of /25 is considered non-trivial

Change in Pedagogical Practices Over Time as Measured by Trained Observers



Change in pedagogical practice measured at three points and based on 5 levels of practice: 1 = ineffective instruction, 2 = elements of effective instruction, 3 = beginning stages of effective instruction, 4 = accomplished, effective instruction, 5 = exemplary instruction / reporting only first and final observations

\*Teachers observed reflects a representative sample of the group in terms of experience, school setting, content focus and grade level.

**PROGRAM DESCRIPTION**

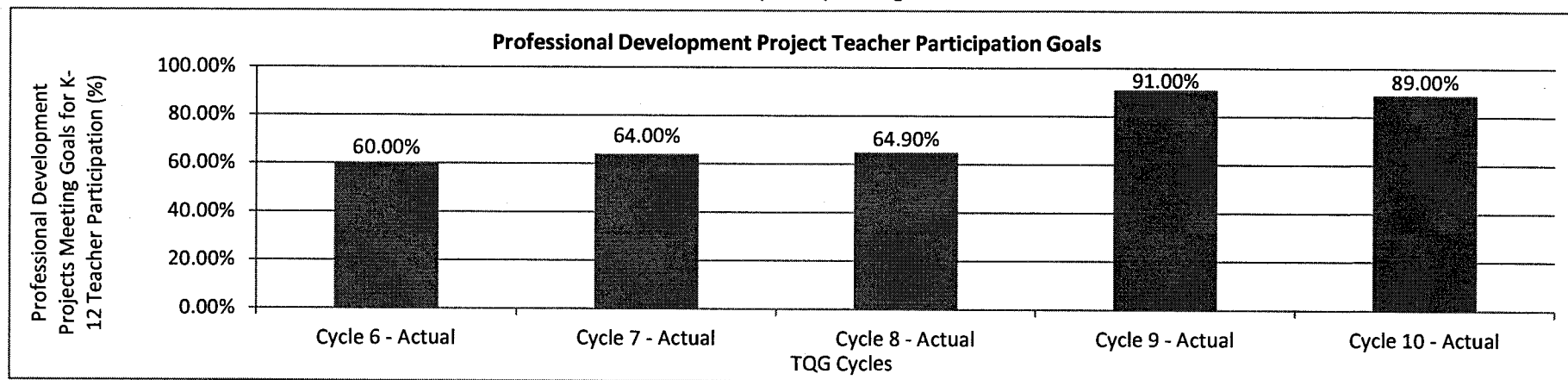
**Department of Higher Education**

**Improving Teacher Quality Grant**

**Program is found in the following core budget(s): Improving Teacher Quality Grant**

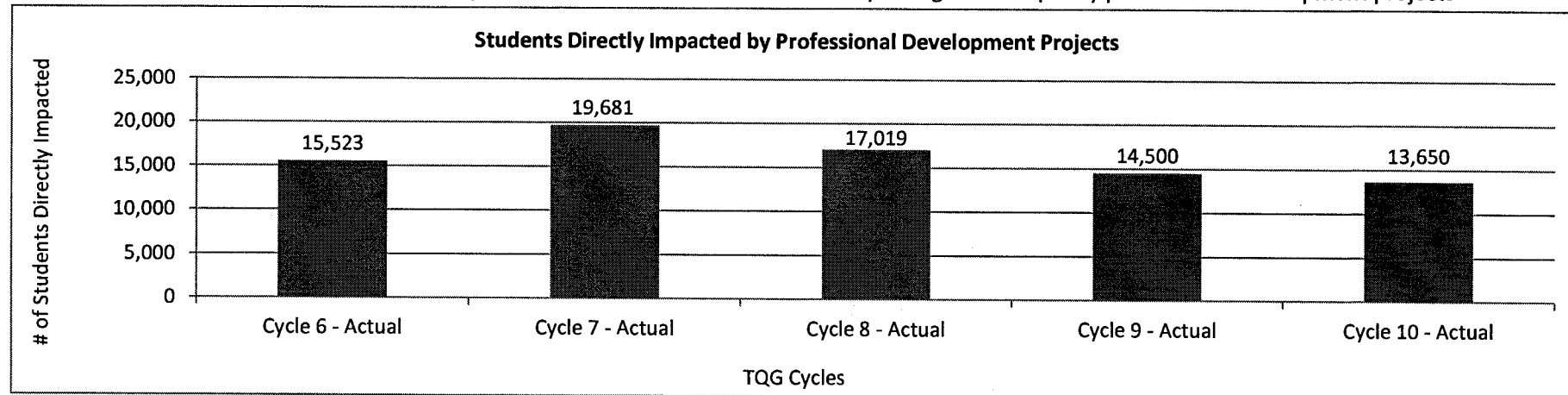
**7b. Provide an efficiency measure.**

Percent of professional development projects meeting their K-12 teacher participation goals



**7c. Provide the number of clients/individuals served, if applicable.**

Number of K-12 students directly impacted by the enrollment of K-12 teachers in improving teacher quality professional development projects



Direct impact reflects number of students in classes of professional development teacher participants.

Cycle 10 Number of students partly due to less secondary teacher involvement and

Cycle 9 Number of students is lower because one of the projects was a pilot with only 12 participants

**PROGRAM DESCRIPTION**

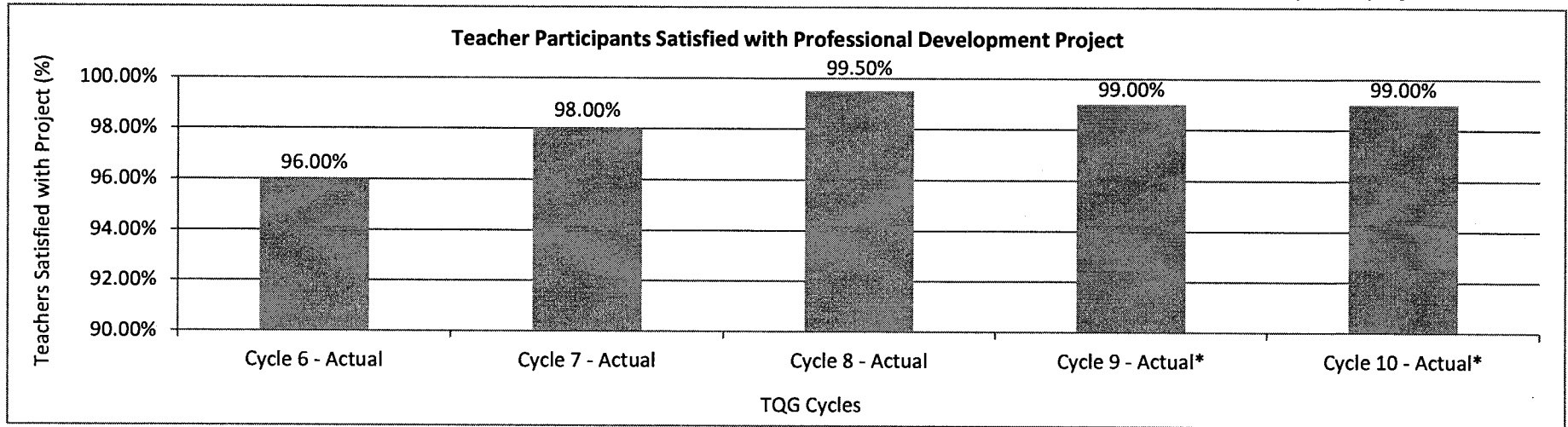
**Department of Higher Education**

**Improving Teacher Quality Grant**

**Program is found in the following core budget(s): Improving Teacher Quality Grant**

**7d. Provide a customer satisfaction measure, if available.**

Percent of K-12 teacher participants indicating satisfaction with participation in an improving teacher quality professional development project



\*New measurement in development

Cycle 6 data based on average response to question on value of PD components--avg>=2 means satisfied.

Cycle 7 data based on average response to question on value of PD components--avg>=2 means satisfied.

Cycle 8 data based on average response to question on value of PD components--avg>=2 means satisfied.

Cycle 9 data based on participant responses during interviews

Cycle 10 data based on participant responses during interviews



**DECISION ITEM SUMMARY**

<b>Budget Unit</b>								
<b>Decision Item</b>	<b>FY 2013</b>	<b>FY 2013</b>	<b>FY 2014</b>	<b>FY 2014</b>	<b>FY 2015</b>	<b>FY 2015</b>	<b>FY 2015</b>	<b>FY 2015</b>
<b>Budget Object Summary</b>	<b>ACTUAL</b>	<b>ACTUAL</b>	<b>BUDGET</b>	<b>BUDGET</b>	<b>DEPT REQ</b>	<b>DEPT REQ</b>	<b>GOV REC</b>	<b>GOV REC</b>
<b>Fund</b>	<b>DOLLAR</b>	<b>FTE</b>	<b>DOLLAR</b>	<b>FTE</b>	<b>DOLLAR</b>	<b>FTE</b>	<b>DOLLAR</b>	<b>FTE</b>
<b>FEDERAL GRANTS &amp; DONATIONS</b>								
<b>CORE</b>								
<b>EXPENSE &amp; EQUIPMENT</b>								
DEPT HIGHER EDUCATION	0	0.00	999,000	0.00	999,000	0.00	999,000	0.00
TOTAL - EE	0	0.00	999,000	0.00	999,000	0.00	999,000	0.00
<b>PROGRAM-SPECIFIC</b>								
DEPT HIGHER EDUCATION	0	0.00	1,000	0.00	1,000	0.00	1,000	0.00
TOTAL - PD	0	0.00	1,000	0.00	1,000	0.00	1,000	0.00
<b>TOTAL</b>	<b>0</b>	<b>0.00</b>	<b>1,000,000</b>	<b>0.00</b>	<b>1,000,000</b>	<b>0.00</b>	<b>1,000,000</b>	<b>0.00</b>
<b>GRAND TOTAL</b>	<b>\$0</b>	<b>0.00</b>	<b>\$1,000,000</b>	<b>0.00</b>	<b>\$1,000,000</b>	<b>0.00</b>	<b>\$1,000,000</b>	<b>0.00</b>

**CORE DECISION ITEM**

<b>Department of Higher Education</b>					<b>Budget Unit</b> <u>55625C</u>				
<b>Division of Coordination Administration</b>									
<b>Core - New Federal Grants and Donations</b>									
<b>1. CORE FINANCIAL SUMMARY</b>									
	<b>FY 2015 Budget Request</b>					<b>FY 2015 Governor's Recommendation</b>			
	<b>GR</b>	<b>Federal</b>	<b>Other</b>	<b>Total</b>		<b>GR</b>	<b>Fed</b>	<b>Other</b>	<b>Total</b>
<b>PS</b>	0	0	0	0	<b>PS</b>	0	0	0	0
<b>EE</b>	0	999,000	0	999,000	<b>EE</b>	0	999,000	0	999,000
<b>PSD</b>	0	1,000	0	1,000	<b>PSD</b>	0	1,000	0	1,000
<b>Total</b>	<u>0</u>	<u>1,000,000</u>	<u>0</u>	<u>1,000,000</u>	<b>Total</b>	<u>0</u>	<u>1,000,000</u>	<u>0</u>	<u>1,000,000</u>
<b>FTE</b>	0.00	0.00	0.00	0.00	<b>FTE</b>	0.00	0.00	0.00	0.00
<b>Est. Fringe</b>	0	0	0	0	<b>Est. Fringe</b>	0	0	0	0
<i>Note: Fringes budgeted in House Bill 5 except for certain fringes budgeted directly to MoDOT, Highway Patrol, and Conservation.</i>					<i>Note: Fringes budgeted in House Bill 5 except for certain fringes budgeted directly to MoDOT, Highway Patrol, and Conservation.</i>				
Other Funds: Notes:					Other Funds: Notes:				
<b>2. CORE DESCRIPTION</b>									
<p>This core request for a federal funds appropriation of \$1,000,000 is the holding place for new grants as they become available to the department.</p> <p>This appropriation supports the Department's research and other public policy initiatives related to (1) collaborating with DESE and other stakeholders in support of PreK - 16 integrated linked longitudinal administrative data to support public policy research related to student enrollment and completion patterns, participation in beyond high school education and training programs; (2) integrating state financing policies for higher education (institutional appropriations, tuition and fees, and student financial aid); and (3) the impact of institutional, state, and federal student financial aid on student participation and success in beyond high school education and training programs, and successful participation in the state's labor force, especially for low-income, first-generation, minority, and working adult students.</p>									

**CORE DECISION ITEM**

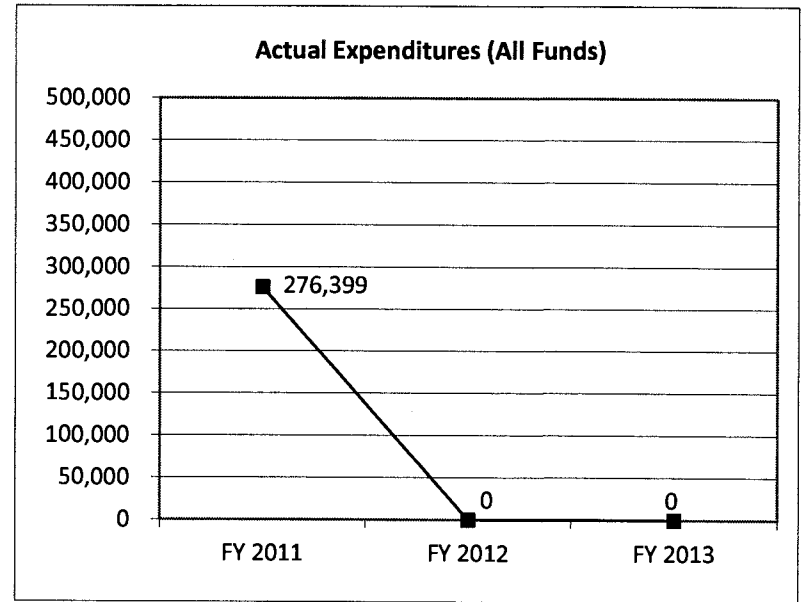
<b>Department of Higher Education</b>	<b>Budget Unit</b> <u>55625C</u>
<b>Division of Coordination Administration</b>	
<b>Core - New Federal Grants and Donations</b>	

**3. PROGRAM LISTING (list programs included in this core funding)**

New Federal Grants and Donations

**4. FINANCIAL HISTORY**

	FY 2011 Actual	FY 2012 Actual	FY 2013 Actual	FY 2014 Current Yr.
Appropriation (All Funds)	2,000,000	2,000,000	2,000,000	1,000,000
Less Reverted (All Funds)	0	0	0	N/A
Budget Authority (All Funds)	2,000,000	2,000,000	2,000,000	N/A
Actual Expenditures (All Funds)	276,399	0	0	N/A
Unexpended (All Funds)	1,723,601	2,000,000	2,000,000	N/A
Unexpended, by Fund:				
General Revenue	0	0	0	N/A
Federal	1,723,601	2,000,000	2,000,000	N/A
Other	0	0	0	N/A



Reverted includes Governor's standard 3 percent reserve (when applicable) and any extraordinary expenditure restrictions.

**NOTES:**

**CORE RECONCILIATION DETAIL**

**DEPARTMENT OF HIGHER EDUCATION  
FEDERAL GRANTS & DONATIONS**

**5. CORE RECONCILIATION DETAIL**

	<b>Budget Class</b>	<b>FTE</b>	<b>GR</b>	<b>Federal</b>	<b>Other</b>	<b>Total</b>	<b>Explanation</b>
<b>TAFP AFTER VETOES</b>							
	EE	0.00	0	999,000	0	999,000	
	PD	0.00	0	1,000	0	1,000	
	<b>Total</b>	<b>0.00</b>	<b>0</b>	<b>1,000,000</b>	<b>0</b>	<b>1,000,000</b>	
<b>DEPARTMENT CORE REQUEST</b>							
	EE	0.00	0	999,000	0	999,000	
	PD	0.00	0	1,000	0	1,000	
	<b>Total</b>	<b>0.00</b>	<b>0</b>	<b>1,000,000</b>	<b>0</b>	<b>1,000,000</b>	
<b>GOVERNOR'S RECOMMENDED CORE</b>							
	EE	0.00	0	999,000	0	999,000	
	PD	0.00	0	1,000	0	1,000	
	<b>Total</b>	<b>0.00</b>	<b>0</b>	<b>1,000,000</b>	<b>0</b>	<b>1,000,000</b>	

**DECISION ITEM DETAIL**

Budget Unit	FY 2013	FY 2013	FY 2014	FY 2014	FY 2015	FY 2015	FY 2015	FY 2015
Decision Item	ACTUAL	ACTUAL	BUDGET	BUDGET	DEPT REQ	DEPT REQ	GOV REC	GOV REC
Budget Object Class	DOLLAR	FTE	DOLLAR	FTE	DOLLAR	FTE	DOLLAR	FTE
<b>FEDERAL GRANTS &amp; DONATIONS</b>								
<b>CORE</b>								
TRAVEL, IN-STATE	0	0.00	1,000	0.00	1,000	0.00	1,000	0.00
TRAVEL, OUT-OF-STATE	0	0.00	1,000	0.00	1,000	0.00	1,000	0.00
FUEL & UTILITIES	0	0.00	1,000	0.00	1,000	0.00	1,000	0.00
SUPPLIES	0	0.00	1,000	0.00	1,000	0.00	1,000	0.00
PROFESSIONAL DEVELOPMENT	0	0.00	1,000	0.00	1,000	0.00	1,000	0.00
COMMUNICATION SERV & SUPP	0	0.00	1,000	0.00	1,000	0.00	1,000	0.00
PROFESSIONAL SERVICES	0	0.00	988,995	0.00	988,995	0.00	988,995	0.00
HOUSEKEEPING & JANITORIAL SERV	0	0.00	1,000	0.00	1,000	0.00	1,000	0.00
M&R SERVICES	0	0.00	1,000	0.00	1,000	0.00	1,000	0.00
MOTORIZED EQUIPMENT	0	0.00	1	0.00	1	0.00	1	0.00
OFFICE EQUIPMENT	0	0.00	1	0.00	1	0.00	1	0.00
OTHER EQUIPMENT	0	0.00	1	0.00	1	0.00	1	0.00
PROPERTY & IMPROVEMENTS	0	0.00	1	0.00	1	0.00	1	0.00
BUILDING LEASE PAYMENTS	0	0.00	1,000	0.00	1,000	0.00	1,000	0.00
EQUIPMENT RENTALS & LEASES	0	0.00	1	0.00	1	0.00	1	0.00
MISCELLANEOUS EXPENSES	0	0.00	1,000	0.00	1,000	0.00	1,000	0.00
<b>TOTAL - EE</b>	<b>0</b>	<b>0.00</b>	<b>999,000</b>	<b>0.00</b>	<b>999,000</b>	<b>0.00</b>	<b>999,000</b>	<b>0.00</b>
PROGRAM DISTRIBUTIONS	0	0.00	1,000	0.00	1,000	0.00	1,000	0.00
<b>TOTAL - PD</b>	<b>0</b>	<b>0.00</b>	<b>1,000</b>	<b>0.00</b>	<b>1,000</b>	<b>0.00</b>	<b>1,000</b>	<b>0.00</b>
<b>GRAND TOTAL</b>	<b>\$0</b>	<b>0.00</b>	<b>\$1,000,000</b>	<b>0.00</b>	<b>\$1,000,000</b>	<b>0.00</b>	<b>\$1,000,000</b>	<b>0.00</b>
<b>GENERAL REVENUE</b>	<b>\$0</b>	<b>0.00</b>	<b>\$0</b>	<b>0.00</b>	<b>\$0</b>	<b>0.00</b>	<b>\$0</b>	<b>0.00</b>
<b>FEDERAL FUNDS</b>	<b>\$0</b>	<b>0.00</b>	<b>\$1,000,000</b>	<b>0.00</b>	<b>\$1,000,000</b>	<b>0.00</b>	<b>\$1,000,000</b>	<b>0.00</b>
<b>OTHER FUNDS</b>	<b>\$0</b>	<b>0.00</b>	<b>\$0</b>	<b>0.00</b>	<b>\$0</b>	<b>0.00</b>	<b>\$0</b>	<b>0.00</b>

**PROGRAM DESCRIPTION**

**Department of Higher Education**

**New Federal Grants and Donations**

**Program is found in the following core budget(s): New Federal Grants and Donations**

**1. What does this program do?**

This program provides a holding place for new grants as they become available to the department.

This appropriation supports the Department's research and other public policy initiatives related to (1) collaborating with DESE and other stakeholders in support of PreK - 16 integrated linked longitudinal administrative data to support public policy research related to student enrollment and completion patterns, participation in beyond high school education and training programs; (2) integrating state financing policies for higher education (institutional appropriations, tuition and fees, and student financial aid); and (3) the impact of institutional, state, and federal student financial aid on student participation and success in beyond high school education and training programs, and successful participation in the state's labor force, especially for low-income, first-generation, minority and working adult students.

**2. What is the authorization for this program, i.e., federal or state statute, etc.? (Include the federal program number, if applicable.)**

Chapter 172, 173, 174, and 178, RSMo


**3. Are there federal matching requirements? If yes, please explain.**

No

**4. Is this a federally mandated program? If yes, please explain.**

No

**5. Provide actual expenditures for the prior three fiscal years and planned expenditures for the current fiscal year.**



\*FY 2014 planned expenditures are unknown at this time.

**6. What are the sources of the "Other" funds?**

N/A

**PROGRAM DESCRIPTION**

<b>Department of Higher Education</b>
<b>New Federal Grants and Donations</b>
<b>Program is found in the following core budget(s): New Federal Grants and Donations</b>
<b>7a. Provide an effectiveness measure.</b> N/A
<b>7b. Provide an efficiency measure.</b> N/A
<b>7c. Provide the number of clients/individuals served, if applicable.</b> N/A
<b>7d. Provide a customer satisfaction measure, if available.</b> N/A

**DECISION ITEM SUMMARY**

Budget Unit									
Decision Item	FY 2013	FY 2013	FY 2014	FY 2014	FY 2015	FY 2015	FY 2015	FY 2015	FY 2015
Budget Object Summary	ACTUAL	ACTUAL	BUDGET	BUDGET	DEPT REQ	DEPT REQ	GOV REC	GOV REC	GOV REC
Fund	DOLLAR	FTE	DOLLAR	FTE	DOLLAR	FTE	DOLLAR	FTE	DOLLAR
<b>OTHER GRANTS &amp; DONATIONS</b>									
<b>CORE</b>									
<b>PERSONAL SERVICES</b>									
INSTITUTION GIFT TRUST	0	0.00	35,340	1.00	8,835	1.00	8,835	1.00	8,835
TOTAL - PS	0	0.00	35,340	1.00	8,835	1.00	8,835	1.00	8,835
<b>EXPENSE &amp; EQUIPMENT</b>									
INSTITUTION GIFT TRUST	0	0.00	414,660	0.00	91,165	0.00	91,165	0.00	91,165
TOTAL - EE	0	0.00	414,660	0.00	91,165	0.00	91,165	0.00	91,165
<b>TOTAL</b>	<b>0</b>	<b>0.00</b>	<b>450,000</b>	<b>1.00</b>	<b>100,000</b>	<b>1.00</b>	<b>100,000</b>	<b>1.00</b>	<b>100,000</b>
<b>Other Fund Grants - 1555013</b>									
<b>PERSONAL SERVICES</b>									
INSTITUTION GIFT TRUST	0	0.00	0	0.00	0	0.00	20,000	0.00	20,000
TOTAL - PS	0	0.00	0	0.00	0	0.00	20,000	0.00	20,000
<b>EXPENSE &amp; EQUIPMENT</b>									
INSTITUTION GIFT TRUST	0	0.00	0	0.00	0	0.00	10,000	0.00	10,000
TOTAL - EE	0	0.00	0	0.00	0	0.00	10,000	0.00	10,000
<b>PROGRAM-SPECIFIC</b>									
INSTITUTION GIFT TRUST	0	0.00	0	0.00	0	0.00	88,109	0.00	88,109
TOTAL - PD	0	0.00	0	0.00	0	0.00	88,109	0.00	88,109
<b>TOTAL</b>	<b>0</b>	<b>0.00</b>	<b>0</b>	<b>0.00</b>	<b>0</b>	<b>0.00</b>	<b>118,109</b>	<b>0.00</b>	<b>118,109</b>
<b>GRAND TOTAL</b>	<b>\$0</b>	<b>0.00</b>	<b>\$450,000</b>	<b>1.00</b>	<b>\$100,000</b>	<b>1.00</b>	<b>\$218,109</b>	<b>1.00</b>	<b>\$218,109</b>



**CORE DECISION ITEM**

<b>Department of Higher Education</b>	<b>Budget Unit</b> <u>55627C</u>
<b>Division of Coordination</b>	
<b>Core - Other Grants/Donations</b>	

**1. CORE FINANCIAL SUMMARY**

	FY 2015 Budget Request			
	GR	Federal	Other	Total
PS	0	0	8,835	8,835
EE	0	0	91,165	91,165
PSD	0	0	0	0
TRF	0	0	0	0
<b>Total</b>	<b>0</b>	<b>0</b>	<b>100,000</b>	<b>100,000</b>
FTE	0.00	0.00	1.00	1.00

<i>Est. Fringe</i>	0	0	4,660	4,660
<i>Note: Fringes budgeted in House Bill 5 except for certain fringes budgeted directly to MoDOT, Highway Patrol, and Conservation.</i>				

Other Funds: Institution Gift Trust (0925)

	FY 2015 Governor's Recommendation			
	GR	Federal	Other	Total
PS	0	0	8,835	8,835
EE	0	0	91,165	91,165
PSD	0	0	0	0
TRF	0	0	0	0
<b>Total</b>	<b>0</b>	<b>0</b>	<b>100,000</b>	<b>100,000</b>
FTE	0.00	0.00	1.00	1.00

<i>Est. Fringe</i>	0	0	4,660	4,660
<i>Note: Fringes budgeted in House Bill 5 except for certain fringes budgeted directly to MoDOT, Highway Patrol, and Conservation.</i>				

Other Funds: Institution Gift Trust (0925)

**2. CORE DESCRIPTION**

HB 1042 directs the DHE to "foster a reverse transfer policy for any student who has accumulated enough hours in combination with at least one public higher education institution in Missouri that offers an associate degree and one public four-year higher education institution in the prescribed courses sufficient to meet the public higher education institution's requirements to be awarded an associate degree". This entails 3 major tasks to be accomplished with this grant: 1. the development of a reverse transfer policy; 2. the implementation and statewide scale-up of reverse transfer; and 3. the creation of a sustainability plan that includes ongoing data collection and policy compliance reviews.

The Lumina grant used to administer the reverse transfer process expires September 30, 2014, so a core reduction of funds is being processed as outlined in the core reconciliation detail (#5).

**3. PROGRAM LISTING (list programs included in this core funding)**

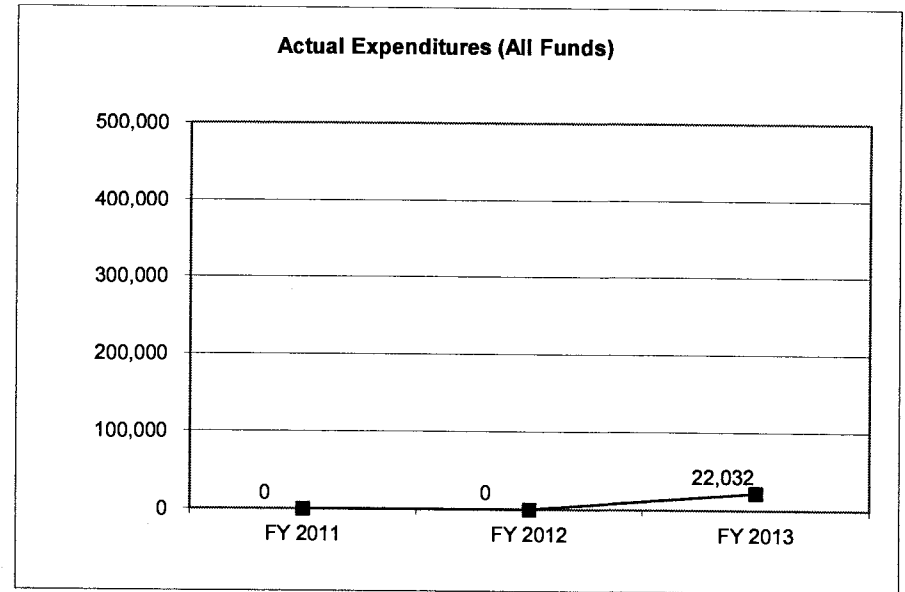
Other Grants/Donations - Lumina Grant

**CORE DECISION ITEM**

<u>Department of Higher Education</u>	<b>Budget Unit</b> <u>55627C</u>
<u>Division of Coordination</u>	
<u>Core - Other Grants/Donations</u>	

**4. FINANCIAL HISTORY**

	FY 2011 Actual	FY 2012 Actual	FY 2013 Actual	FY 2014 Current Yr.
Appropriation (All Funds)	0	0	350,000	450,000
Less Reverted (All Funds)	0	0	0	N/A
Budget Authority (All Funds)	0	0	350,000	N/A
Actual Expenditures (All Funds)	0	0	22,032	N/A
Unexpended (All Funds)	0	0	327,968	N/A
Unexpended, by Fund:				
General Revenue	0	0	0	N/A
Federal	0	0	0	N/A
Other	0	0	322,634	N/A



Reverted includes Governor's standard 3 percent reserve (when applicable) and any extraordinary expenditure restrictions.

**NOTES:**

**CORE RECONCILIATION DETAIL**

**DEPARTMENT OF HIGHER EDUCATION  
OTHER GRANTS & DONATIONS**

**5. CORE RECONCILIATION DETAIL**

		<b>Budget Class</b>	<b>FTE</b>	<b>GR</b>	<b>Federal</b>	<b>Other</b>	<b>Total</b>	<b>Explanation</b>
<b>TAFP AFTER VETOES</b>								
		PS	1.00	0	0	35,340	35,340	
		EE	0.00	0	0	414,660	414,660	
		<b>Total</b>	<b>1.00</b>	<b>0</b>	<b>0</b>	<b>450,000</b>	<b>450,000</b>	
<b>DEPARTMENT CORE ADJUSTMENTS</b>								
Core Reduction	1108 8460	PS	0.00	0	0	(26,505)	(26,505)	Core reduction due to expiration of Lumina grant used to administer a statewide system of reverse transfer agreements. Expires 9/30/14.
Core Reduction	1108 8461	EE	0.00	0	0	(323,495)	(323,495)	Core reduction due to expiration of Lumina grant used to administer a statewide system of reverse transfer agreements. Expires 9/30/14.
		<b>NET DEPARTMENT CHANGES</b>	<b>0.00</b>	<b>0</b>	<b>0</b>	<b>(350,000)</b>	<b>(350,000)</b>	
<b>DEPARTMENT CORE REQUEST</b>								
		PS	1.00	0	0	8,835	8,835	
		EE	0.00	0	0	91,165	91,165	
		<b>Total</b>	<b>1.00</b>	<b>0</b>	<b>0</b>	<b>100,000</b>	<b>100,000</b>	
<b>GOVERNOR'S RECOMMENDED CORE</b>								
		PS	1.00	0	0	8,835	8,835	
		EE	0.00	0	0	91,165	91,165	
		<b>Total</b>	<b>1.00</b>	<b>0</b>	<b>0</b>	<b>100,000</b>	<b>100,000</b>	

**DECISION ITEM DETAIL**

Budget Unit	FY 2013	FY 2013	FY 2014	FY 2014	FY 2015	FY 2015	FY 2015	FY 2015
Decision Item	ACTUAL	ACTUAL	BUDGET	BUDGET	DEPT REQ	DEPT REQ	GOV REC	GOV REC
Budget Object Class	DOLLAR	FTE	DOLLAR	FTE	DOLLAR	FTE	DOLLAR	FTE
<b>OTHER GRANTS &amp; DONATIONS</b>								
<b>CORE</b>								
RESEARCH ASSOCIATE II	0	0.00	35,340	1.00	8,835	1.00	8,835	1.00
<b>TOTAL - PS</b>	<b>0</b>	<b>0.00</b>	<b>35,340</b>	<b>1.00</b>	<b>8,835</b>	<b>1.00</b>	<b>8,835</b>	<b>1.00</b>
TRAVEL, IN-STATE	0	0.00	10,000	0.00	10,000	0.00	10,000	0.00
TRAVEL, OUT-OF-STATE	0	0.00	10,000	0.00	10,000	0.00	10,000	0.00
SUPPLIES	0	0.00	500	0.00	500	0.00	500	0.00
PROFESSIONAL SERVICES	0	0.00	384,160	0.00	60,665	0.00	60,665	0.00
COMPUTER EQUIPMENT	0	0.00	10,000	0.00	10,000	0.00	10,000	0.00
<b>TOTAL - EE</b>	<b>0</b>	<b>0.00</b>	<b>414,660</b>	<b>0.00</b>	<b>91,165</b>	<b>0.00</b>	<b>91,165</b>	<b>0.00</b>
<b>GRAND TOTAL</b>	<b>\$0</b>	<b>0.00</b>	<b>\$450,000</b>	<b>1.00</b>	<b>\$100,000</b>	<b>1.00</b>	<b>\$100,000</b>	<b>1.00</b>
GENERAL REVENUE	\$0	0.00	\$0	0.00	\$0	0.00	\$0	0.00
FEDERAL FUNDS	\$0	0.00	\$0	0.00	\$0	0.00	\$0	0.00
OTHER FUNDS	\$0	0.00	\$450,000	1.00	\$100,000	1.00	\$100,000	1.00

**PROGRAM DESCRIPTION**

**Department of Higher Education**  
**Other Grants/Donations**  
**Program is found in the following core budget(s): Other Grants/Donations**

**1. What does this program do?**

This Missouri Reverse Transfer Initiative is a response to HB1042, which has provided a framework to create a uniform system of statewide reverse transfer and which involves all of Missouri's public institutions and currently 8 independent institutions. The Missouri Reverse Transfer Initiative's primary objective is to develop a system whereby each four-year public institution and participating independent institution can transfer student credits back to any public two-year institution. Building on research and other state's best practices the MDHE in collaboration with the institutions of higher education have developed a data exchange system to increase efficiency and effectiveness that will facilitate communication on a statewide scale, rather than continuing to connect peer-to-peer using multiple interface formats and delivery methods.

**2. What is the authorization for this program, i.e., federal or state statute, etc.? (Include the federal program number, if applicable.)**

Section 173.005.2(8), RSMo

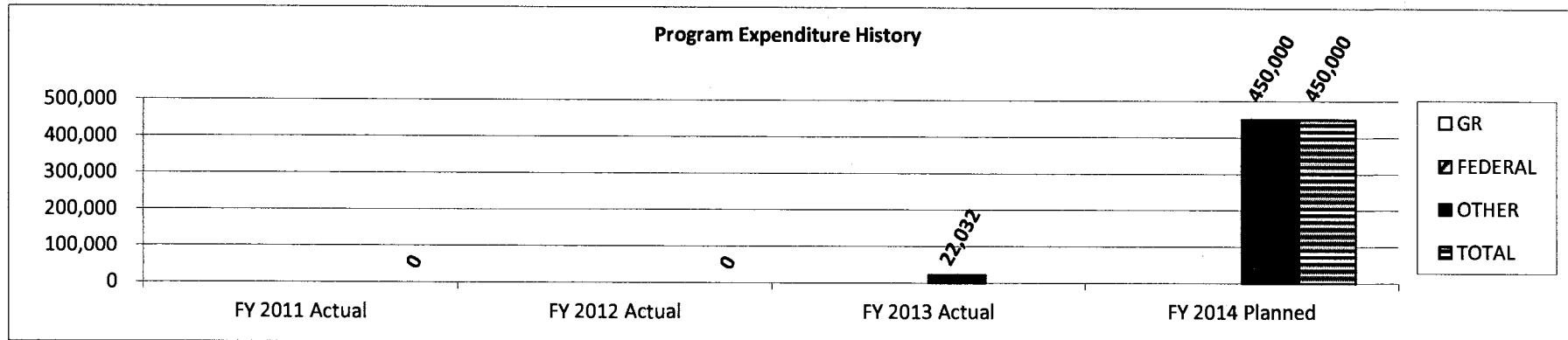
**3. Are there federal matching requirements? If yes, please explain.**

No

**4. Is this a federally mandated program? If yes, please explain.**

No

**5. Provide actual expenditures for the prior three fiscal years and planned expenditures for the current fiscal year.**



**PROGRAM DESCRIPTION**

**Department of Higher Education**

**Other Grants/Donations**

**Program is found in the following core budget(s): Other Grants/Donations**

**6. What are the sources of the "Other " funds?**

Institution Gift Trust Fund (0925)

**7a. Provide an effectiveness measure.**

Percentage of non-AA transferred students without either a BA or AA that receive AA degrees each year beginning fall 2016

**7b. Provide an efficiency measure.**

Time to degree/the amount of time it takes students to achieve a post-secondary credential using existing data from EMSAS. Each student's progress in time to degree can be measured using EMSAS data. This can be compared to other students who did not opt in and other students who transferred with an AA degree. The instrument is in the process of development.

**7c. Provide the number of clients/individuals served, if applicable.**

Will have figures for school year 2015/2016

**7d. Provide a customer satisfaction measure, if available.**

Satisfaction surveys are in the process of being created

**NEW DECISION ITEM**

RANK: \_\_\_\_\_ OF \_\_\_\_\_ 17

Department of Higher Education  
 Division of Coordination  
 DI Name - Other Grants/Donations

Budget Unit 55627C  
 DI# 1555013

**1. AMOUNT OF REQUEST**

	FY 2015 Budget Request			
	GR	Federal	Other	Total
PS	0	0	0	0
EE	0	0		0
PSD	0	0	0	0
TRF	0	0	0	0
<b>Total</b>	<b>0</b>	<b>0</b>	<b>0</b>	<b>0</b>

FTE 0.00 0.00 0.00 0.00

<b>Est. Fringe</b>	0	0	0	0
--------------------	---	---	---	---

*Note: Fringes budgeted in House Bill 5 except for certain fringes budgeted directly to MoDOT, Highway Patrol, and Conservation.*

	FY 2015 Governor's Recommendation			
	GR	Federal	Other	Total
PS	0	0	20,000	20,000
EE	0	0	10,000	10,000
PSD	0	0	88,109	88,109
TRF	0	0	0	0
<b>Total</b>	<b>0</b>	<b>0</b>	<b>118,109</b>	<b>118,109</b>

FTE 0.00 0.00 0.00 0.00

<b>Est. Fringe</b>	0	0	10,550	10,550
--------------------	---	---	--------	--------

*Note: Fringes budgeted in House Bill 5 except for certain fringes budgeted directly to MoDOT, Highway Patrol, and Conservation.*

Other Funds:

Other Funds: Institution Gift Trust (0925)

**2. THIS REQUEST CAN BE CATEGORIZED AS:**

- |  |   |  |
|--|---|--|
| <input type="checkbox"/> New Legislation | <input type="checkbox"/> New Program  | <input type="checkbox"/> Fund Switch           |
| <input type="checkbox"/> Federal Mandate | <input type="checkbox"/> Program Expansion  | <input type="checkbox"/> Cost to Continue      |
| <input type="checkbox"/> GR Pick-Up      | <input type="checkbox"/> Space Request  | <input type="checkbox"/> Equipment Replacement |
| <input type="checkbox"/> Pay Plan        | <input checked="" type="checkbox"/> Other: Additional grant awards to be received by the department |  |

**NEW DECISION ITEM**

RANK: \_\_\_\_\_ OF \_\_\_\_\_ 17

<b>Department of Higher Education</b>	<b>Budget Unit</b> 55627C
<b>Division of Coordination</b>	
<b>DI Name - Other Grants/Donations</b>	<b>DI#</b> 1555013

**3. WHY IS THIS FUNDING NEEDED? PROVIDE AN EXPLANATION FOR ITEMS CHECKED IN #2. INCLUDE THE FEDERAL OR STATE STATUTORY OR CONSTITUTIONAL AUTHORIZATION FOR THIS PROGRAM.**

1. The Missouri Department of Higher Education (MDHE) has applied for a grant of \$15,000 from the College and Career Readiness Partnership to support our work to implement the state's college and career readiness agenda. The funds will be used to support the implementation of the "Principles of Best Practices in Remedial Education," which have been developed as required by HB 1042. Specifically, we want to begin developing collaborative early intervention programs (between higher ed. and K-12) for high school students who are not quite college ready. The focus will be on collaborative efforts intended to help students in the twelfth grade. Additionally, the MDHE will provide essential information to high school and college teachers about Missouri's efforts to develop a seamless pathway from secondary to postsecondary education.

2. Missouri is one of nine states, with the assistance of the Association of American Colleges & Universities (AAC&U), the National Center for Higher Education Management Systems (NCHEMS), and the State Higher Education Executive Officers (SHEEO), participating in the Multi-State Collaborative to Advance Learning Outcomes Assessment (MSC). The Bill & Melinda Gates Foundation would provide approximately \$75,000 grant support for the first phase of this initiative, a pilot study designed primarily to demonstrate proof of concept for assessing student learning in this manner.

The primary objective of this effort is to provide clear and transparent evidence of what students are learning. This collaboration is being launched because existing assessment methods (e.g., grades, standardized tests, student surveys, etc.) are inadequate to accurately gauge and consistently share information about important college-level learning outcomes, including what students know, understand, and how they apply their knowledge. The collaboration seeks to produce data that will allow faculty to pinpoint how to improve instruction, make curricular changes, rethink course design, and implement more effective classroom teaching and learning methods. The evidence generated by the project, aggregated across similar institutions, is expected to be useful to states and systems of higher education for cross-institutional and/or cross-state benchmarking and for public reports that will more accurately inform governors, boards, state legislators and other interested parties about the quality of student learning.

3. The return of \$28,109 funds to the National Governor's Association relating to Common Core Standards Postsecondary Collaborative Grant is necessary following a shortened timeframe which did not allow finalization of the actual award, ability to receive the dollars, and change in contacts at NGA, leaving approximately half of spending year to try to attain what needed a full year to accomplish.



**NEW DECISION ITEM**

RANK: \_\_\_\_\_ OF \_\_\_\_\_ 17

<u>Department of Higher Education</u>	Budget Unit <u>55627C</u>
<u>Division of Coordination</u>	
<u>DI Name - Other Grants/Donations</u>	DI# <u>1555013</u>

**4. DESCRIBE THE DETAILED ASSUMPTIONS USED TO DERIVE THE SPECIFIC REQUESTED AMOUNT. (How did you determine that the requested number of FTE were appropriate? From what source or standard did you derive the requested levels of funding? Were alternatives such as outsourcing or automation considered? If based on new legislation, does request tie to TAFP fiscal note? If not, explain why. Detail which portions of the request are one-times and how those amounts were calculated.)**

To accomplish the work of these grants, MDHE has estimated .13 FTE for College and Career Readiness Partnership and .40 FTE of existing staff for the Multi-State Collaborative project. Funds are anticipated to be utilized for travel and meeting expenses, attendance in the event of national meetings on these topics or that have not been yet identified by the grantors, as well as supplies and materials for workshop participants, meeting costs. In addition, costs specific to the College and Career Readiness Partnership are related to a statewide workshop to re-design or re-configure alternative mathematics pathways for students. Specific to the Multi-State Collaborative, MDHE plans to allocate the bulk of Missouri's share of the grant to participating institutions of higher education to support faculty participation and the development of the assessments.

**5. BREAK DOWN THE REQUEST BY BUDGET OBJECT CLASS, JOB CLASS, AND FUND SOURCE. IDENTIFY ONE-TIME COSTS.**

Budget Object Class/Job Class	Dept Req GR DOLLARS	Dept Req GR FTE	Dept Req FED DOLLARS	Dept Req FED FTE	Dept Req OTHER DOLLARS	Dept Req OTHER FTE	Dept Req TOTAL DOLLARS	Dept Req TOTAL FTE	Dept Req One-Time DOLLARS
							0	0.0	
							0	0.0	
<b>Total PS</b>	0	0.0	0	0.0	0	0.0	0	0.0	0
							0		
							0		
<b>Total EE</b>	0		0		0		0		0
Program Distributions							0		
<b>Total PSD</b>	0		0		0		0		0
Transfers							0		
<b>Total TRF</b>	0		0		0		0		0
<b>Grand Total</b>	0	0.0	0	0.0	0	0.0	0	0.0	0

**NEW DECISION ITEM**

RANK: \_\_\_\_\_ OF \_\_\_\_\_ 17

<b>Department of Higher Education</b>	<b>Budget Unit</b> <u>55627C</u>
<b>Division of Coordination</b>	
<b>DI Name - Other Grants/Donations</b>	<b>DI#</b> <u>1555013</u>

Budget Object Class/Job Class	Gov Rec DOLLARS	GR	Gov Rec GR	Gov Rec FTE	Gov Rec FED DOLLARS	Gov Rec FED FTE	Gov Rec OTHER DOLLARS	Gov Rec OTHER FTE	Gov Rec TOTAL DOLLARS	Gov Rec TOTAL FTE	Gov Rec One-Time DOLLARS
100 P00432 Research Associate II							20,000		20,000	0.0	
<b>Total PS</b>		0		0.0	0	0.0	20,000	0.0	20,000	0.0	0
140 Travel, In-state							1,000		1,000		
160 Travel, Out-of-state							2,400		2,400		
190 Supplies							2,500		2,500		
340 Communication Svs and Supplies							2,050		2,050		
580 Office Equipment							2,050		2,050		2,050
<b>Total EE</b>		0			0		10,000		10,000		0
Program Distributions							88,109		88,109		
<b>Total PSD</b>		0			0		88,109		88,109		0
Transfers											
<b>Total TRF</b>		0			0		0		0		0
<b>Grand Total</b>		0		0.0	0	0.0	118,109	0.0	118,109	0.0	0

**NEW DECISION ITEM**

RANK: \_\_\_\_\_ OF \_\_\_\_\_ 17

**Department of Higher Education**

**Budget Unit** 55627C

**Division of Coordination**

**DI Name - Other Grants/Donations**

**DI#** 1555013

**6. PERFORMANCE MEASURES (If new decision item has an associated core, separately identify projected performance with & without additional funding.)**

**6a. Provide an effectiveness measure.**

1. A reduction in the rate of remediation for Missouri graduates entering Missouri colleges and universities.
2. This is a pilot intended to demonstrate the feasibility of the assessment plan and methodology.

**6b. Provide an efficiency measure.**

**6c. Provide the number of clients/individuals served, if applicable.**

**6d. Provide a customer satisfaction measure, if available.**

**7. STRATEGIES TO ACHIEVE THE PERFORMANCE MEASUREMENT TARGETS:**

**DECISION ITEM DETAIL**

Budget Unit	FY 2013	FY 2013	FY 2014	FY 2014	FY 2015	FY 2015	FY 2015	FY 2015
Decision Item	ACTUAL	ACTUAL	BUDGET	BUDGET	DEPT REQ	DEPT REQ	GOV REC	GOV REC
Budget Object Class	DOLLAR	FTE	DOLLAR	FTE	DOLLAR	FTE	DOLLAR	FTE
<b>OTHER GRANTS &amp; DONATIONS</b>								
<b>Other Fund Grants - 1555013</b>								
RESEARCH ASSOCIATE II	0	0.00	0	0.00	0	0.00	20,000	0.00
<b>TOTAL - PS</b>	<b>0</b>	<b>0.00</b>	<b>0</b>	<b>0.00</b>	<b>0</b>	<b>0.00</b>	<b>20,000</b>	<b>0.00</b>
TRAVEL, IN-STATE	0	0.00	0	0.00	0	0.00	1,000	0.00
TRAVEL, OUT-OF-STATE	0	0.00	0	0.00	0	0.00	2,400	0.00
SUPPLIES	0	0.00	0	0.00	0	0.00	2,500	0.00
COMMUNICATION SERV & SUPP	0	0.00	0	0.00	0	0.00	2,050	0.00
OFFICE EQUIPMENT	0	0.00	0	0.00	0	0.00	2,050	0.00
<b>TOTAL - EE</b>	<b>0</b>	<b>0.00</b>	<b>0</b>	<b>0.00</b>	<b>0</b>	<b>0.00</b>	<b>10,000</b>	<b>0.00</b>
PROGRAM DISTRIBUTIONS	0	0.00	0	0.00	0	0.00	88,109	0.00
<b>TOTAL - PD</b>	<b>0</b>	<b>0.00</b>	<b>0</b>	<b>0.00</b>	<b>0</b>	<b>0.00</b>	<b>88,109</b>	<b>0.00</b>
<b>GRAND TOTAL</b>	<b>\$0</b>	<b>0.00</b>	<b>\$0</b>	<b>0.00</b>	<b>\$0</b>	<b>0.00</b>	<b>\$118,109</b>	<b>0.00</b>
GENERAL REVENUE	\$0	0.00	\$0	0.00	\$0	0.00	\$0	0.00
FEDERAL FUNDS	\$0	0.00	\$0	0.00	\$0	0.00	\$0	0.00
OTHER FUNDS	\$0	0.00	\$0	0.00	\$0	0.00	\$118,109	0.00

**DECISION ITEM SUMMARY**

Budget Unit									
Decision Item	FY 2013	FY 2013	FY 2014	FY 2014	FY 2015	FY 2015	FY 2015	FY 2015	FY 2015
Budget Object Summary	ACTUAL	ACTUAL	BUDGET	BUDGET	DEPT REQ	DEPT REQ	GOV REC	GOV REC	GOV REC
Fund	DOLLAR	FTE	DOLLAR	FTE	DOLLAR	FTE	DOLLAR	FTE	FTE
<b>ACCESS CHALLENGE GRANTS</b>									
<b>CORE</b>									
PERSONAL SERVICES									
DEPT HIGHER EDUCATION	241,766	6.06	0	0.00	0	0.00	0	0.00	0.00
TOTAL - PS	241,766	6.06	0	0.00	0	0.00	0	0.00	0.00
EXPENSE & EQUIPMENT									
DEPT HIGHER EDUCATION	173,022	0.00	259,306	0.00	259,306	0.00	259,306	0.00	0.00
TOTAL - EE	173,022	0.00	259,306	0.00	259,306	0.00	259,306	0.00	0.00
PROGRAM-SPECIFIC									
DEPT HIGHER EDUCATION	1,750,121	0.00	2,740,694	0.00	2,740,694	0.00	2,740,694	0.00	0.00
TOTAL - PD	1,750,121	0.00	2,740,694	0.00	2,740,694	0.00	2,740,694	0.00	0.00
<b>TOTAL</b>	<b>2,164,909</b>	<b>6.06</b>	<b>3,000,000</b>	<b>0.00</b>	<b>3,000,000</b>	<b>0.00</b>	<b>3,000,000</b>	<b>0.00</b>	<b>0.00</b>
<b>GRAND TOTAL</b>	<b>\$2,164,909</b>	<b>6.06</b>	<b>\$3,000,000</b>	<b>0.00</b>	<b>\$3,000,000</b>	<b>0.00</b>	<b>\$3,000,000</b>	<b>0.00</b>	<b>0.00</b>

**CORE DECISION ITEM**

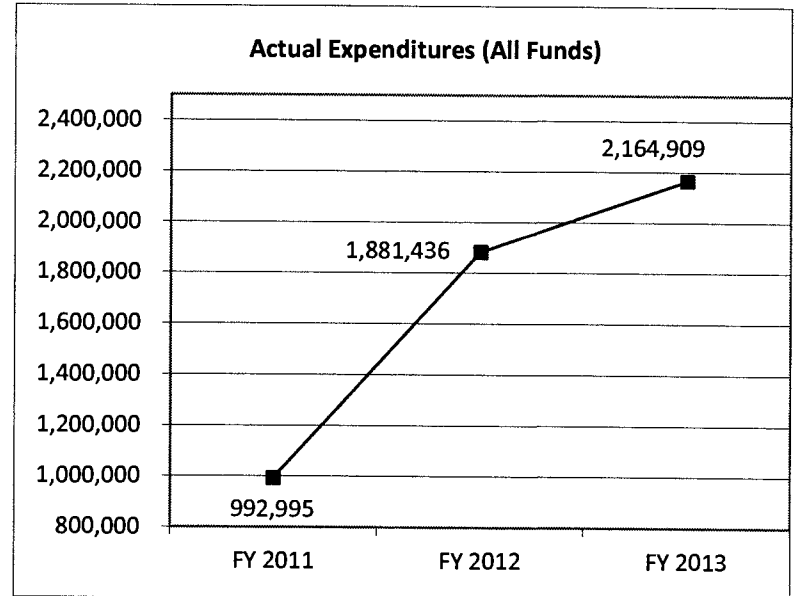
<b>Department of Higher Education</b>					<b>Budget Unit 55628C</b>				
<b>Division of Missouri Student Grants and Scholarships</b>									
<b>Core - College Access Challenge Grant</b>									
<b>1. CORE FINANCIAL SUMMARY</b>									
	<b>FY 2015 Budget Request</b>					<b>FY 2015 Governor's Recommendation</b>			
	<b>GR</b>	<b>Federal</b>	<b>Other</b>	<b>Total</b>		<b>GR</b>	<b>Fed</b>	<b>Other</b>	<b>Total</b>
PS	0	0	0	0	PS	0	0	0	0
EE	0	259,306	0	259,306	EE	0	259,306	0	259,306
PSD	0	2,740,694	0	2,740,694	PSD	0	2,740,694	0	2,740,694
<b>Total</b>	<b>0</b>	<b>3,000,000</b>	<b>0</b>	<b>3,000,000</b>	<b>Total</b>	<b>0</b>	<b>3,000,000</b>	<b>0</b>	<b>3,000,000</b>
FTE	0.00	0.00	0.00	0.00	FTE	0.00	0.00	0.00	0.00
<b>Est. Fringe</b>	<b>0</b>	<b>0</b>	<b>0</b>	<b>0</b>	<b>Est. Fringe</b>	<b>0</b>	<b>0</b>	<b>0</b>	<b>0</b>
<i>Note: Fringes budgeted in House Bill 5 except for certain fringes budgeted directly to MoDOT, Highway Patrol, and Conservation.</i>					<i>Note: Fringes budgeted in House Bill 5 except for certain fringes budgeted directly to MoDOT, Highway Patrol, and Conservation.</i>				
Other Funds:					Other Funds:				
Notes:					Notes:				
<b>2. CORE DESCRIPTION</b>									
<p>The purpose of the federal College Access Challenge Grant (CACG) program is to support states in helping students and families learn about, prepare for, and finance a postsecondary education. The Missouri Department of Higher Education (MDHE) was designated by the Governor to administer the grant and is implementing it to assist and support successful strategies to increase the participation of underserved populations in Missouri postsecondary education. This goal is being addressed through a competitive sub-grant program; MDHE outreach and early awareness initiatives; and financial literacy information and materials to students, teachers and guidance counselors.</p>									
<b>3. PROGRAM LISTING (list programs included in this core funding)</b>									
College Access Challenge Grant									

**CORE DECISION ITEM**

<b>Department of Higher Education</b>	<b>Budget Unit</b> 55628C
<b>Division of Missouri Student Grants and Scholarships</b>	
<b>Core - College Access Challenge Grant</b>	

**4. FINANCIAL HISTORY**

	FY 2011 Actual	FY 2012 Actual	FY 2013 Actual	FY 2014 Current Yr.
Appropriation (All Funds)	1,148,535	2,249,306	3,000,000	3,000,000
Less Reverted (All Funds)	0	0	0	N/A
Budget Authority (All Funds)	1,148,535	2,249,306	3,000,000	N/A
Actual Expenditures (All Funds)	992,995	1,881,436	2,164,909	N/A
Unexpended (All Funds)	155,540	367,870	835,091	N/A
Unexpended, by Fund:				
General Revenue	0	0	0	N/A
Federal	155,540	367,870	835,091	N/A
Other	0	0	0	N/A
			(1)	



Reverted includes Governor's standard 3 percent reserve (when applicable) and any extraordinary expenditure restrictions.

**NOTES:** (1) Includes \$750,694 in additional spending authority due to the removal of estimated appropriations by the legislature

**CORE RECONCILIATION DETAIL**

**DEPARTMENT OF HIGHER EDUCATION  
ACCESS CHALLENGE GRANTS**

**5. CORE RECONCILIATION DETAIL**

	<b>Budget Class</b>	<b>FTE</b>	<b>GR</b>	<b>Federal</b>	<b>Other</b>	<b>Total</b>	<b>Explanation</b>
<b>TAFP AFTER VETOES</b>							
	EE	0.00	0	259,306	0	259,306	
	PD	0.00	0	2,740,694	0	2,740,694	
	<b>Total</b>	<b>0.00</b>	<b>0</b>	<b>3,000,000</b>	<b>0</b>	<b>3,000,000</b>	
<b>DEPARTMENT CORE REQUEST</b>							
	EE	0.00	0	259,306	0	259,306	
	PD	0.00	0	2,740,694	0	2,740,694	
	<b>Total</b>	<b>0.00</b>	<b>0</b>	<b>3,000,000</b>	<b>0</b>	<b>3,000,000</b>	
<b>GOVERNOR'S RECOMMENDED CORE</b>							
	EE	0.00	0	259,306	0	259,306	
	PD	0.00	0	2,740,694	0	2,740,694	
	<b>Total</b>	<b>0.00</b>	<b>0</b>	<b>3,000,000</b>	<b>0</b>	<b>3,000,000</b>	



**DECISION ITEM DETAIL**

Budget Unit	FY 2013	FY 2013	FY 2014	FY 2014	FY 2015	FY 2015	FY 2015	FY 2015
Decision Item	ACTUAL	ACTUAL	BUDGET	BUDGET	DEPT REQ	DEPT REQ	GOV REC	GOV REC
Budget Object Class	DOLLAR	FTE	DOLLAR	FTE	DOLLAR	FTE	DOLLAR	FTE
<b>ACCESS CHALLENGE GRANTS</b>								
<b>CORE</b>								
DIRECTOR	42,057	0.64	0	0.00	0	0.00	0	0.00
OFFICE SUPPORT ASSISTANT	13,996	0.56	0	0.00	0	0.00	0	0.00
PUBLIC INFORMATION SPECIAL II	17,832	0.46	0	0.00	0	0.00	0	0.00
PUBLIC INFORMATION COORDINATOR	46,285	1.13	0	0.00	0	0.00	0	0.00
CLIENT SERVICES REPRESENTA II	27,458	0.67	0	0.00	0	0.00	0	0.00
STUDENT ASSISTANCE ASSOCIATE	26,952	0.67	0	0.00	0	0.00	0	0.00
PROGRAM SPECIALIST	41,151	1.23	0	0.00	0	0.00	0	0.00
GRAPHIC ARTS SPECIALIST III	24,005	0.58	0	0.00	0	0.00	0	0.00
UCP PENDING CLASSIFICATION	2,030	0.12	0	0.00	0	0.00	0	0.00
<b>TOTAL - PS</b>	<b>241,766</b>	<b>6.06</b>	<b>0</b>	<b>0.00</b>	<b>0</b>	<b>0.00</b>	<b>0</b>	<b>0.00</b>
TRAVEL, IN-STATE	5,542	0.00	10,000	0.00	10,000	0.00	10,000	0.00
TRAVEL, OUT-OF-STATE	339	0.00	10,000	0.00	10,000	0.00	10,000	0.00
SUPPLIES	5,233	0.00	70,000	0.00	70,000	0.00	70,000	0.00
PROFESSIONAL DEVELOPMENT	231	0.00	60,000	0.00	60,000	0.00	60,000	0.00
COMMUNICATION SERV & SUPP	0	0.00	29,306	0.00	29,306	0.00	29,306	0.00
PROFESSIONAL SERVICES	160,896	0.00	50,000	0.00	50,000	0.00	50,000	0.00
BUILDING LEASE PAYMENTS	668	0.00	0	0.00	0	0.00	0	0.00
MISCELLANEOUS EXPENSES	113	0.00	30,000	0.00	30,000	0.00	30,000	0.00
<b>TOTAL - EE</b>	<b>173,022</b>	<b>0.00</b>	<b>259,306</b>	<b>0.00</b>	<b>259,306</b>	<b>0.00</b>	<b>259,306</b>	<b>0.00</b>
PROGRAM DISTRIBUTIONS	1,750,121	0.00	2,740,694	0.00	2,740,694	0.00	2,740,694	0.00
<b>TOTAL - PD</b>	<b>1,750,121</b>	<b>0.00</b>	<b>2,740,694</b>	<b>0.00</b>	<b>2,740,694</b>	<b>0.00</b>	<b>2,740,694</b>	<b>0.00</b>
<b>GRAND TOTAL</b>	<b>\$2,164,909</b>	<b>6.06</b>	<b>\$3,000,000</b>	<b>0.00</b>	<b>\$3,000,000</b>	<b>0.00</b>	<b>\$3,000,000</b>	<b>0.00</b>
<b>GENERAL REVENUE</b>	<b>\$0</b>	<b>0.00</b>	<b>\$0</b>	<b>0.00</b>	<b>\$0</b>	<b>0.00</b>	<b>\$0</b>	<b>0.00</b>
<b>FEDERAL FUNDS</b>	<b>\$2,164,909</b>	<b>6.06</b>	<b>\$3,000,000</b>	<b>0.00</b>	<b>\$3,000,000</b>	<b>0.00</b>	<b>\$3,000,000</b>	<b>0.00</b>
<b>OTHER FUNDS</b>	<b>\$0</b>	<b>0.00</b>	<b>\$0</b>	<b>0.00</b>	<b>\$0</b>	<b>0.00</b>	<b>\$0</b>	<b>0.00</b>

## PROGRAM DESCRIPTION

**Department of Higher Education**

**College Access Challenge Grant**

**Program is found in the following core budget(s): College Access Challenge Grant**

**1. What does this program do?**

The Missouri Department of Higher Education (MDHE) is using this federally funded grant to assist and support successful strategies to increase the participation of underserved populations in Missouri postsecondary education. The goal of the project is to increase the rates at which Missourians attend and succeed in higher education through the establishment of a competitive sub-grant program, directly providing services and activities to secondary and postsecondary students and distributing financial literacy materials to students, teachers, and guidance counselors.

**2. What is the authorization for this program, i.e., federal or state statute, etc.? (Include the federal program number, if applicable.)**

The College Access Challenge Grant program is a federal formula grant that was created as part of the federal College Cost Reduction and Access Act (CCRA) of 2007 (CFDA 84.378A). On March 30, 2010, the President signed the Health Care and Education Reconciliation Act of 2010 (HR 4872 - Public Law No: 111-152). This action extended the CACG program until federal fiscal year 2014 and increased the level of funding for the program to \$150 million per year.

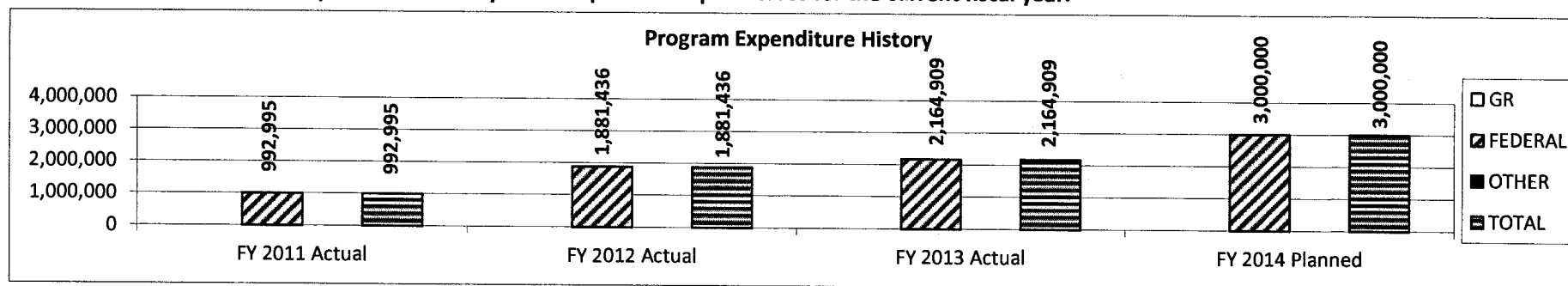
**3. Are there federal matching requirements? If yes, please explain.**

For every two dollars of federal funds expended through the program, a match must be provided of one non-federal dollar. Matching funds for the sub grant program will be provided by grant recipients. Department expenditures will be matched through regular funding of the outreach and student loan program activities.

**4. Is this a federally mandated program? If yes, please explain.**

This is a formula grant available to the state, but participation by the MDHE is not mandated.

**5. Provide actual expenditures for the prior three fiscal years and planned expenditures for the current fiscal year.**



**6. What are the sources of the "Other" funds?**

N/A

**PROGRAM DESCRIPTION**

**Department of Higher Education**

**College Access Challenge Grant**

**Program is found in the following core budget(s): College Access Challenge Grant**

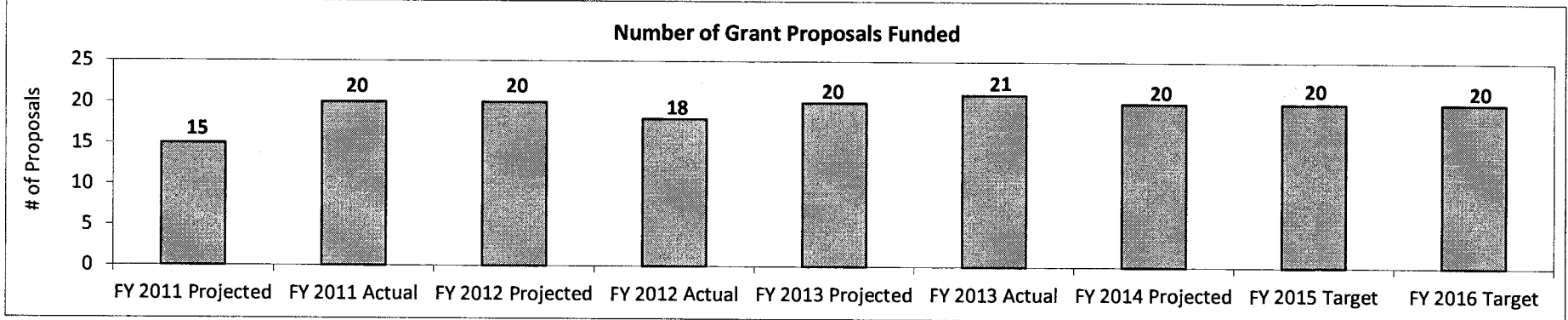
**7a. Provide an effectiveness measure.**

- Number of financial literacy materials distributed to high schools.

The MDHE has distributed over 250,600 entering college materials and 63,700 financial literacy materials, including a mini-curriculum that is adapted for classroom teachers or guidance counselors, for high school students and their families. Each set consists of topic based expansion folders, a financial success calendar/planner, and a Road Map to Postsecondary Success brochure.

FY 2014 Projection: 70,000 sets of high school financial literacy materials. Grant funds may be used to assist in disseminating financial literacy materials through electronic means (website).

**7b. Provide an efficiency measure.**



Note: The first cycle of the federal grant program ended in FY 2011. The grant has been extended through FY 2015; however, funding is awarded annually so the length of the MDHE's award is uncertain.

**7c. Provide the number of clients/individuals served, if applicable.**

How many students are receiving services from grants funded by MDHE under this program?

	FY 2011		FY 2012		FY 2013		FY 2014	FY 2015	FY 2016
	Projected	Actual	Projected	Actual	Projected	Actual	Projected	Target	Target
Number of students	30,000	53,100	50,000	69,341	70,000	65,865	70,000	70,000	70,000

**7d. Provide a customer satisfaction measure, if available.**

N/A

***THIS PAGE INTENTIONALLY LEFT BLANK***



Missouri Department of Higher Education  
Student Financial Assistance Program(s)  
Payment Table 2012-2013  
As of August 01, 2013

	A+ Scholarship Program		Access Missouri Financial Assistance Program		Bright Flight Scholarship Program		Marguerite Ross Barnett Memorial Scholarship Program		Total	
	Students	Dollars	Students	Dollars	Students	Dollars	Students	Dollars	Students <sup>1</sup>	Dollars
<b>1862 Land-Grant Universities</b>										
Missouri University of Science and Technology	0	\$0.00	1,434	\$1,392,670.00	874	\$1,621,000.00	0	\$0.00	2,072	3,013,670.00
University of Missouri - Columbia	0	\$0.00	5,510	\$5,476,678.50	1,854	\$3,567,264.00	1	\$2,424.60	6,937	9,046,367.10
University of Missouri - Kansas City	0	\$0.00	1,857	\$1,788,900.00	297	\$565,500.00	1	\$1,593.60	2,098	2,355,993.60
University of Missouri - Saint Louis	0	\$0.00	1,755	\$1,622,834.00	88	\$160,000.00	33	\$90,835.20	1,854	1,873,669.20
<b>Sector Subtotal :</b>	<b>0</b>	<b>\$0.00</b>	<b>10,556</b>	<b>\$10,283,082.50</b>	<b>3,113</b>	<b>\$5,913,764.00</b>	<b>35</b>	<b>\$94,853.40</b>	<b>12,981</b>	<b>16,281,699.90</b>
<b>1890 Land-Grant University</b>										
Lincoln University	0	\$0.00	589	\$547,851.00	3	\$6,000.00	0	\$0.00	591	553,851.00
<b>Sector Subtotal :</b>	<b>0</b>	<b>\$0.00</b>	<b>589</b>	<b>\$547,851.00</b>	<b>3</b>	<b>\$6,000.00</b>	<b>0</b>	<b>\$0.00</b>	<b>591</b>	<b>553,851.00</b>
<b>Comprehensive Universities</b>										
Missouri State University	0	\$0.00	4,201	\$4,050,850.00	426	\$809,000.00	6	\$12,630.24	4,488	4,872,480.24
Missouri State University - West Plains	306	\$617,312.02	359	\$128,882.19	2	\$3,000.00	1	\$1,332.00	640	750,526.21
Northwest Missouri State University	0	\$0.00	1,627	\$1,591,360.00	60	\$110,000.00	0	\$0.00	1,652	1,701,360.00
Southeast Missouri State University	0	\$0.00	2,827	\$2,697,805.00	146	\$281,000.00	1	\$4,050.00	2,918	2,982,855.00
University of Central Missouri	0	\$0.00	2,927	\$2,837,487.00	85	\$163,000.00	3	\$6,432.48	2,981	3,006,919.48
<b>Sector Subtotal :</b>	<b>306</b>	<b>\$617,312.02</b>	<b>11,941</b>	<b>\$11,306,384.19</b>	<b>719</b>	<b>\$1,366,000.00</b>	<b>11</b>	<b>\$24,444.72</b>	<b>12,679</b>	<b>13,314,140.93</b>
<b>Independent Institution for Art &amp; Music</b>										
Kansas City Art Institute	0	\$0.00	132	\$285,925.00	11	\$22,000.00	0	\$0.00	139	307,925.00
<b>Sector Subtotal :</b>	<b>0</b>	<b>\$0.00</b>	<b>132</b>	<b>\$285,925.00</b>	<b>11</b>	<b>\$22,000.00</b>	<b>0</b>	<b>\$0.00</b>	<b>139</b>	<b>307,925.00</b>
<b>Independent Two-Year Colleges</b>										
Cottey College	0	\$0.00	28	\$59,700.00	0	\$0.00	0	\$0.00	28	59,700.00

Missouri Department of Higher Education  
Student Financial Assistance Program(s)  
Payment Table 2012-2013  
As of August 01, 2013

	A+ Scholarship Program		Access Missouri Financial Assistance Program		Bright Flight Scholarship Program		Marguerite Ross Barnett Memorial Scholarship Program		Total	
	Students	Dollars	Students	Dollars	Students	Dollars	Students	Dollars	Students <sup>1</sup>	Dollars
Wentworth Military Academy and Junior College	0	\$0.00	98	\$192,075.00	0	\$0.00	0	\$0.00	98	192,075.00
<b>Sector Subtotal :</b>	<b>0</b>	<b>\$0.00</b>	<b>128</b>	<b>\$251,775.00</b>	<b>0</b>	<b>\$0.00</b>	<b>0</b>	<b>\$0.00</b>	<b>128</b>	<b>251,775.00</b>
<b>Independent Universities</b>										
Saint Louis University	0	\$0.00	957	\$2,036,600.00	368	\$718,000.00	3	\$7,273.80	1,238	2,761,873.80
Washington University in St. Louis	0	\$0.00	99	\$209,625.00	340	\$655,000.00	29	\$89,710.20	408	954,335.20
<b>Sector Subtotal :</b>	<b>0</b>	<b>\$0.00</b>	<b>1,056</b>	<b>\$2,246,225.00</b>	<b>708</b>	<b>\$1,373,000.00</b>	<b>32</b>	<b>\$96,984.00</b>	<b>1,646</b>	<b>3,716,209.00</b>
<b>Other Independent Four-Year Institutions</b>										
Avila University	0	\$0.00	296	\$626,875.00	7	\$14,000.00	0	\$0.00	301	640,875.00
Central Methodist University	0	\$0.00	983	\$1,961,925.00	12	\$22,000.00	0	\$0.00	988	1,983,925.00
College of the Ozarks	0	\$0.00	740	\$1,411,875.00	12	\$18,000.00	0	\$0.00	747	1,429,875.00
Columbia College	0	\$0.00	2,532	\$4,762,625.00	17	\$32,000.00	4	\$8,925.00	2,547	4,803,550.00
Culver-Stockton College	0	\$0.00	234	\$498,712.00	3	\$6,000.00	0	\$0.00	234	504,712.00
Drury University	0	\$0.00	1,242	\$2,467,291.00	112	\$221,000.00	2	\$6,465.60	1,315	2,694,756.60
Fontbonne University	0	\$0.00	340	\$655,010.00	15	\$30,000.00	4	\$10,506.60	352	695,518.60
Hannibal-LaGrange University	0	\$0.00	270	\$569,375.00	3	\$5,000.00	0	\$0.00	273	574,375.00
Lindenwood University	0	\$0.00	2,058	\$4,058,556.00	88	\$165,000.00	0	\$0.00	2,112	4,223,556.00
Maryville University of Saint Louis	0	\$0.00	466	\$962,625.00	47	\$87,000.00	16	\$58,998.60	514	1,108,623.60
Missouri Baptist University	0	\$0.00	516	\$1,047,225.00	11	\$21,000.00	0	\$0.00	523	1,068,225.00
Missouri Valley College	0	\$0.00	459	\$933,950.00	3	\$6,000.00	0	\$0.00	460	939,950.00
Park University	0	\$0.00	471	\$904,454.00	9	\$15,000.00	0	\$0.00	475	919,454.00

Missouri Department of Higher Education  
Student Financial Assistance Program(s)  
Payment Table 2012-2013  
As of August 01, 2013

	A+ Scholarship Program		Access Missouri Financial Assistance Program		Bright Flight Scholarship Program		Marguerite Ross Barnett Memorial Scholarship Program		Total	
	Students	Dollars	Students	Dollars	Students	Dollars	Students	Dollars	Students <sup>1</sup>	Dollars
Rockhurst University	0	\$0.00	383	\$802,950.00	68	\$133,000.00	0	\$0.00	428	935,950.00
Southwest Baptist University	0	\$0.00	755	\$1,520,611.00	50	\$95,000.00	0	\$0.00	776	1,615,611.00
Stephens College	0	\$0.00	192	\$411,075.00	6	\$12,000.00	0	\$0.00	195	423,075.00
Webster University	0	\$0.00	835	\$1,729,366.00	52	\$95,875.00	15	\$47,683.80	886	1,872,924.80
Westminster College	0	\$0.00	268	\$570,800.00	50	\$98,000.00	0	\$0.00	300	668,800.00
William Jewell College	0	\$0.00	264	\$553,337.00	56	\$109,000.00	0	\$0.00	294	662,337.00
William Woods University	0	\$0.00	209	\$440,425.00	7	\$14,000.00	0	\$0.00	212	454,425.00
<b>Sector Subtotal :</b>	<b>0</b>	<b>\$0.00</b>	<b>13,511</b>	<b>\$26,888,462.00</b>	<b>628</b>	<b>\$1,198,875.00</b>	<b>41</b>	<b>\$132,579.80</b>	<b>13,932</b>	<b>28,219,916.80</b>
<b>Professional/Technical Institutions</b>										
Arcadia Valley Career Technology Center	0	\$0.00	0	\$0.00	0	\$0.00	0	\$0.00	0	0.00
Barnes-Jewish College	0	\$0.00	133	\$239,400.00	1	\$2,000.00	0	\$0.00	134	241,400.00
Boonslick Technical Education Center	3	\$10,466.27	0	\$0.00	0	\$0.00	0	\$0.00	3	10,466.27
Brookfield Area Career Center	0	\$0.00	0	\$0.00	0	\$0.00	0	\$0.00	0	0.00
Cape Girardeau Career & Tech Center	5	\$18,729.00	41	\$16,755.00	0	\$0.00	0	\$0.00	45	35,484.00
Career & Technology Center at Fort Osage	0	\$0.00	0	\$0.00	0	\$0.00	0	\$0.00	0	0.00
Carrollton Area Career Center	0	\$0.00	0	\$0.00	0	\$0.00	0	\$0.00	0	0.00
Carthage Technical Center	0	\$0.00	0	\$0.00	0	\$0.00	0	\$0.00	0	0.00
Cass Career Center	2	\$10,854.00	17	\$7,440.00	0	\$0.00	0	\$0.00	19	18,294.00
Cleveland Chiropractic College	0	\$0.00	0	\$0.00	0	\$0.00	0	\$0.00	0	0.00
Clinton Technical School	2	\$7,547.00	14	\$3,570.00	0	\$0.00	0	\$0.00	16	11,117.00



Missouri Department of Higher Education  
Student Financial Assistance Program(s)  
Payment Table 2012-2013  
As of August 01, 2013

	A+ Scholarship Program		Access Missouri Financial Assistance Program		Bright Flight Scholarship Program		Marguerite Ross Barnett Memorial Scholarship Program		Total	
	Students	Dollars	Students	Dollars	Students	Dollars	Students	Dollars	Students <sup>1</sup>	Dollars
Columbia Area Career Center	7	\$27,684.00	24	\$11,565.00	0	\$0.00	0	\$0.00	30	39,249.00
Current River Career Center	0	\$0.00	0	\$0.00	0	\$0.00	0	\$0.00	0	0.00
Dallas County Career Center	0	\$0.00	0	\$0.00	0	\$0.00	0	\$0.00	0	0.00
Davis H. Hart Career Center	6	\$17,876.00	0	\$0.00	0	\$0.00	0	\$0.00	6	17,876.00
Eldon Career Center	4	\$27,308.00	13	\$3,765.00	0	\$0.00	0	\$0.00	15	31,073.00
Excelsior Springs Career Center	0	\$0.00	0	\$0.00	0	\$0.00	0	\$0.00	0	0.00
Four Rivers Career Center	5	\$18,653.80	9	\$3,870.00	0	\$0.00	0	\$0.00	12	22,523.80
Franklin Technology Center	5	\$15,126.00	30	\$13,155.00	0	\$0.00	0	\$0.00	35	28,281.00
Gibson Technical Center	0	\$0.00	0	\$0.00	0	\$0.00	0	\$0.00	0	0.00
Grand River Technical School	22	\$74,863.00	23	\$10,755.00	0	\$0.00	0	\$0.00	44	85,618.00
Hannibal Career and Technical Center	0	\$0.00	0	\$0.00	0	\$0.00	0	\$0.00	0	0.00
Hemdon Career Center	0	\$0.00	0	\$0.00	0	\$0.00	0	\$0.00	0	0.00
Hillyard Technical Center	172	\$673,275.20	51	\$21,525.00	0	\$0.00	0	\$0.00	216	694,800.20
Kennett Career & Technology Center	0	\$0.00	0	\$0.00	0	\$0.00	0	\$0.00	0	0.00
Kirkville Area Technical Center	10	\$21,807.00	20	\$8,670.00	0	\$0.00	0	\$0.00	30	30,477.00
Lake Career & Technical Center	1	\$4,200.00	0	\$0.00	0	\$0.00	0	\$0.00	1	4,200.00
Lamar Area Voc. Tech School	0	\$0.00	0	\$0.00	0	\$0.00	0	\$0.00	0	0.00
Lebanon Technology & Career Center	7	\$19,333.50	20	\$4,995.00	0	\$0.00	0	\$0.00	27	24,328.50
Lester E. Cox Medical Center/Cox College	0	\$0.00	147	\$261,400.00	0	\$0.00	0	\$0.00	147	261,400.00
Lewis & Clark Career Center	0	\$0.00	0	\$0.00	0	\$0.00	0	\$0.00	0	0.00

Missouri Department of Higher Education  
Student Financial Assistance Program(s)  
Payment Table 2012-2013  
As of August 01, 2013

	A+ Scholarship Program		Access Missouri Financial Assistance Program		Bright Flight Scholarship Program		Marguerite Ross Barnett Memorial Scholarship Program		Total	
	Students	Dollars	Students	Dollars	Students	Dollars	Students	Dollars	Students <sup>1</sup>	Dollars
Lex La-Ray Technical Center	3	\$13,153.22	15	\$7,035.00	0	\$0.00	0	\$0.00	18	20,188.22
Logan College of Chiropractic	0	\$0.00	0	\$0.00	1	\$2,000.00	0	\$0.00	1	2,000.00
Macon Area Vocational School	0	\$0.00	0	\$0.00	0	\$0.00	0	\$0.00	0	0.00
Moberly Area Technical Center	0	\$0.00	0	\$0.00	0	\$0.00	0	\$0.00	0	0.00
Nevada Regional Technical Center	1	\$3,686.20	0	\$0.00	0	\$0.00	0	\$0.00	1	3,686.20
New Madrid R-I Tech Skills Center	0	\$0.00	0	\$0.00	0	\$0.00	0	\$0.00	0	0.00
Nichols Career Center	13	\$90,691.00	25	\$11,865.00	0	\$0.00	0	\$0.00	38	102,756.00
North Central Career Center	0	\$0.00	0	\$0.00	0	\$0.00	0	\$0.00	0	0.00
North Technical	0	\$0.00	0	\$0.00	0	\$0.00	0	\$0.00	0	0.00
Northland Career Center	7	\$22,606.00	17	\$7,785.00	0	\$0.00	0	\$0.00	23	30,391.00
Northwest Technical School	0	\$0.00	0	\$0.00	0	\$0.00	0	\$0.00	0	0.00
Ozark Mountain Technical Center	0	\$0.00	0	\$0.00	0	\$0.00	0	\$0.00	0	0.00
Pemiscot County Vocational School of Practical Nursing	0	\$0.00	0	\$0.00	0	\$0.00	0	\$0.00	0	0.00
Perryville Area Car & Tech Center	1	\$1,125.00	0	\$0.00	0	\$0.00	0	\$0.00	1	1,125.00
Pike-Lincoln Technical Center	5	\$20,541.00	21	\$9,690.00	0	\$0.00	0	\$0.00	26	30,231.00
Poplar Bluff Technical Career Center	4	\$5,399.00	23	\$10,710.00	0	\$0.00	0	\$0.00	26	16,109.00
Ranken Technical College	76	\$282,759.00	299	\$565,920.00	1	\$2,000.00	0	\$0.00	371	850,679.00
Research College of Nursing	0	\$0.00	13	\$26,155.00	2	\$3,000.00	0	\$0.00	15	29,155.00
Rolla Technical Institute/Center	55	\$186,262.00	49	\$21,011.00	0	\$0.00	0	\$0.00	98	207,273.00
Saint Luke's College	0	\$0.00	56	\$115,700.00	0	\$0.00	0	\$0.00	56	115,700.00

Missouri Department of Higher Education  
Student Financial Assistance Program(s)  
Payment Table 2012-2013  
As of August 01, 2013

	A+ Scholarship Program		Access Missouri Financial Assistance Program		Bright Flight Scholarship Program		Marguerite Ross Barnett Memorial Scholarship Program		Total	
	Students	Dollars	Students	Dollars	Students	Dollars	Students	Dollars	Students <sup>1</sup>	Dollars
Saline County Career Center	4	\$13,535.00	17	\$8,670.00	0	\$0.00	0	\$0.00	21	22,205.00
Sikeston Career & Technology Center	1	\$1,705.60	18	\$4,485.00	0	\$0.00	0	\$0.00	19	6,190.60
South Central Career Center	12	\$42,308.40	31	\$8,925.00	0	\$0.00	0	\$0.00	43	51,233.40
South Technical	0	\$0.00	0	\$0.00	0	\$0.00	0	\$0.00	0	0.00
Southeast Missouri Hospital College of Nursing and Health Sciences	0	\$0.00	83	\$118,625.00	0	\$0.00	24	\$47,683.80	97	166,308.80
Southwest Area Career Center	0	\$0.00	0	\$0.00	0	\$0.00	0	\$0.00	0	0.00
St. Louis College of Pharmacy	0	\$0.00	121	\$262,625.00	37	\$73,000.00	0	\$0.00	144	335,625.00
Texas County Technical College	0	\$0.00	78	\$128,900.00	0	\$0.00	18	\$54,149.40	90	183,049.40
Unitec Career Center	2	\$12,000.00	0	\$0.00	0	\$0.00	0	\$0.00	2	12,000.00
Warrensburg Area Career Center	5	\$22,297.40	27	\$12,075.00	0	\$0.00	0	\$0.00	32	34,372.40
Waynesville Career Center	6	\$32,349.00	13	\$3,210.00	0	\$0.00	0	\$0.00	15	35,559.00
<b>Sector Subtotal :</b>	<b>446</b>	<b>\$1,698,340.59</b>	<b>1,448</b>	<b>\$1,930,251.00</b>	<b>42</b>	<b>\$82,000.00</b>	<b>40</b>	<b>\$101,833.20</b>	<b>1,917</b>	<b>3,812,424.79</b>
<b>Public Four-Year Universities</b>										
Harris-Stowe State University	0	\$0.00	422	\$355,300.00	0	\$0.00	0	\$0.00	422	355,300.00
Missouri Southern State University	0	\$0.00	1,465	\$1,328,150.00	53	\$91,000.00	3	\$5,084.40	1,495	1,424,234.40
Missouri Western State University	0	\$0.00	1,593	\$1,466,100.00	29	\$54,000.00	0	\$0.00	1,610	1,520,100.00
<b>Sector Subtotal :</b>	<b>0</b>	<b>\$0.00</b>	<b>3,480</b>	<b>\$3,149,550.00</b>	<b>82</b>	<b>\$145,000.00</b>	<b>3</b>	<b>\$5,084.40</b>	<b>3,527</b>	<b>3,299,634.40</b>
<b>Public Two-Year Colleges</b>										
Crowder College	521	\$1,016,021.05	745	\$291,380.00	2	\$4,000.00	11	\$13,629.00	1,242	1,325,030.05
East Central College	635	\$1,086,879.50	649	\$243,633.00	8	\$14,000.00	92	\$59,840.00	1,340	1,404,152.50

Missouri Department of Higher Education  
Student Financial Assistance Program(s)  
Payment Table 2012-2013  
As of August 01, 2013

	A+ Scholarship Program		Access Missouri Financial Assistance Program		Bright Flight Scholarship Program		Marguerite Ross Barnett Memorial Scholarship Program		Total	
	Students	Dollars	Students	Dollars	Students	Dollars	Students	Dollars	Students <sup>1</sup>	Dollars
Jefferson College	718	\$1,529,045.15	784	\$280,386.50	13	\$20,000.00	0	\$0.00	1,474	1,829,431.65
Metropolitan Community College	2,240	\$5,136,318.28	1,727	\$693,010.35	28	\$48,000.00	0	\$0.00	3,944	5,877,328.63
Metropolitan Community Colleges - Longview	0	\$0.00	0	\$0.00	0	\$0.00	0	\$0.00	0	0.00
Metropolitan Community Colleges - Maple Woods	0	\$0.00	0	\$0.00	0	\$0.00	0	\$0.00	0	0.00
Mineral Area College	437	\$1,026,620.00	613	\$225,007.00	4	\$7,000.00	0	\$0.00	1,014	1,258,627.00
Moberly Area Community College	768	\$1,715,790.50	900	\$353,466.00	2	\$3,000.00	0	\$0.00	1,624	2,072,256.50
North Central Missouri College	247	\$630,781.00	293	\$120,828.00	0	\$0.00	0	\$0.00	527	751,609.00
Ozarks Technical Community College	1,931	\$4,457,676.00	2,011	\$798,255.00	8	\$16,000.00	3	\$4,834.50	3,893	5,276,765.50
St. Charles Community College	1,286	\$2,506,694.00	616	\$206,800.00	13	\$19,000.00	0	\$0.00	1,887	2,732,494.00
St. Louis Community College - Florissant Valley	180	\$275,597.37	1,831	\$651,990.00	9	\$11,000.00	2	\$1,395.00	1,987	939,982.37
St. Louis Community College - Forest Park	80	\$145,181.98	0	\$0.00	4	\$4,000.00	0	\$0.00	83	149,181.98
St. Louis Community College - Meramec	900	\$1,779,994.77	11	\$2,805.00	9	\$14,000.00	0	\$0.00	910	1,796,799.77
St. Louis Community College - Wildwood	157	\$264,346.00	3	\$660.00	2	\$3,000.00	0	\$0.00	158	268,006.00
State Fair Community College	550	\$1,265,924.30	645	\$267,801.00	2	\$2,000.00	0	\$0.00	1,161	1,535,725.30
Three Rivers Community College	271	\$603,230.50	824	\$329,402.00	3	\$5,000.00	0	\$0.00	1,077	937,632.50
<b>Sector Subtotal :</b>	<b>10,921</b>	<b>\$23,440,100.40</b>	<b>11,652</b>	<b>\$4,465,423.85</b>	<b>107</b>	<b>\$170,000.00</b>	<b>108</b>	<b>\$79,498.50</b>	<b>22,321</b>	<b>28,155,022.75</b>
<b>Public Two-Year Technical College</b>										
Linn State Technical College	548	\$2,823,817.19	269	\$233,220.00	0	\$0.00	0	\$0.00	759	3,057,037.19
<b>Sector Subtotal :</b>	<b>548</b>	<b>\$2,823,817.19</b>	<b>269</b>	<b>\$233,220.00</b>	<b>0</b>	<b>\$0.00</b>	<b>0</b>	<b>\$0.00</b>	<b>759</b>	<b>3,057,037.19</b>
<b>Statewide Liberal Arts University</b>										

Missouri Department of Higher Education  
 Student Financial Assistance Program(s)  
 Payment Table 2012-2013  
 As of August 01, 2013

	A+ Scholarship Program		Access Missouri Financial Assistance Program		Bright Flight Scholarship Program		Marguerite Ross Barnett Memorial Scholarship Program		Total	
	Students	Dollars	Students	Dollars	Students	Dollars	Students	Dollars	Students <sup>1</sup>	Dollars
Truman State University	0	\$0.00	1,425	\$1,446,217.00	807	\$1,539,238.00	4	\$14,547.60	2,014	3,000,002.60
<b>Sector Subtotal :</b>	<b>0</b>	<b>\$0.00</b>	<b>1,425</b>	<b>\$1,446,217.00</b>	<b>807</b>	<b>\$1,539,238.00</b>	<b>4</b>	<b>\$14,547.60</b>	<b>2,014</b>	<b>3,000,002.60</b>
<b>Program Total :</b> <sup>2</sup>	<b>12,221</b>	<b>\$28,579,570.20</b>	<b>56,185</b>	<b>\$63,034,366.54</b>	<b>6,220</b>	<b>\$11,815,877.00</b>	<b>274</b>	<b>\$549,825.42</b>	<b>72,612</b>	<b>103,979,639.16</b>
<b>Unduplicated Student Count by Program :</b> <sup>3</sup>	<b>12,090</b>		<b>55,858</b>		<b>6,192</b>		<b>274</b>			
									<b>Total Unduplicated Student Count :</b> <sup>4</sup>	<b>71,798</b>

- 1 - Students: The student counts in this column contain duplication when students received payment under more than one program.
- 2 - Program Total: The student counts in this row contain duplication when transfer students received payment for a program at more than one institution. The student count at the intersection of the Students column beneath the All Programs Total Header and the Program Total row contains duplication when students received payments for more than one program and/or at more than one institution.
- 3 - Unduplicated Student Count by Program: The student counts in this row include a student only once for each program, even if they were paid at more than one institution.
- 4 - Total Unduplicated Student Count: The student count in this row is for all programs and includes a student only once, even if they were paid for more than one program and/or at more than one institution.

**DECISION ITEM SUMMARY**

<b>Budget Unit</b>								
<b>Decision Item</b>	<b>FY 2013</b>	<b>FY 2013</b>	<b>FY 2014</b>	<b>FY 2014</b>	<b>FY 2015</b>	<b>FY 2015</b>	<b>FY 2015</b>	<b>FY 2015</b>
<b>Budget Object Summary</b>	<b>ACTUAL</b>	<b>ACTUAL</b>	<b>BUDGET</b>	<b>BUDGET</b>	<b>DEPT REQ</b>	<b>DEPT REQ</b>	<b>GOV REC</b>	<b>GOV REC</b>
<b>Fund</b>	<b>DOLLAR</b>	<b>FTE</b>	<b>DOLLAR</b>	<b>FTE</b>	<b>DOLLAR</b>	<b>FTE</b>	<b>DOLLAR</b>	<b>FTE</b>
<b>ACADEMIC SCHLSHP PRGM-TRANSFER</b>								
<b>CORE</b>								
<b>FUND TRANSFERS</b>								
GENERAL REVENUE	11,901,172	0.00	14,676,666	0.00	14,676,666	0.00	14,676,666	0.00
TOTAL - TRF	11,901,172	0.00	14,676,666	0.00	14,676,666	0.00	14,676,666	0.00
<b>TOTAL</b>	<b>11,901,172</b>	<b>0.00</b>	<b>14,676,666</b>	<b>0.00</b>	<b>14,676,666</b>	<b>0.00</b>	<b>14,676,666</b>	<b>0.00</b>
<b>Bright Flight Loan Program - 1555006</b>								
<b>FUND TRANSFERS</b>								
GENERAL REVENUE	0	0.00	0	0.00	0	0.00	15,000,000	0.00
INSTITUTION GIFT TRUST	0	0.00	0	0.00	0	0.00	2,000,000	0.00
TOTAL - TRF	0	0.00	0	0.00	0	0.00	17,000,000	0.00
<b>TOTAL</b>	<b>0</b>	<b>0.00</b>	<b>0</b>	<b>0.00</b>	<b>0</b>	<b>0.00</b>	<b>17,000,000</b>	<b>0.00</b>
<b>GRAND TOTAL</b>	<b>\$11,901,172</b>	<b>0.00</b>	<b>\$14,676,666</b>	<b>0.00</b>	<b>\$14,676,666</b>	<b>0.00</b>	<b>\$31,676,666</b>	<b>0.00</b>

**CORE DECISION ITEM**

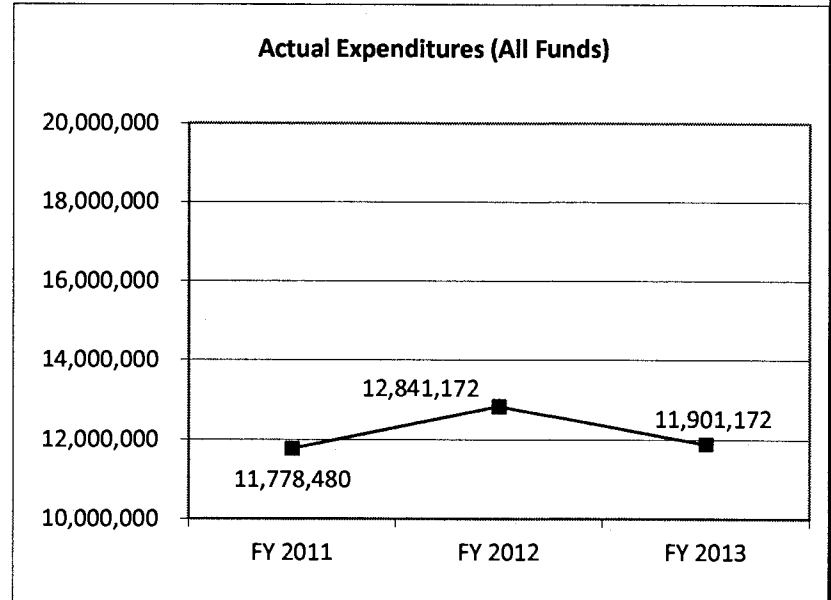
<b>Department of Higher Education</b>					<b>Budget Unit</b>	<b>55645C</b>			
<b>Division of Missouri Student Grants and Scholarships</b>									
<b>Core Transfer - Academic Scholarship Program (Bright Flight)</b>									
<b>1. CORE FINANCIAL SUMMARY</b>									
	<b>FY 2015 Budget Request</b>					<b>FY 2015 Governor's Recommendation</b>			
	<b>GR</b>	<b>Federal</b>	<b>Other</b>	<b>Total</b>		<b>GR</b>	<b>Fed</b>	<b>Other</b>	<b>Total</b>
TRF	14,676,666	0	0	14,676,666	TRF	14,676,666	0	0	14,676,666
<b>Total</b>	<b>14,676,666</b>	<b>0</b>	<b>0</b>	<b>14,676,666</b>	<b>Total</b>	<b>14,676,666</b>	<b>0</b>	<b>0</b>	<b>14,676,666</b>
FTE	0.00	0.00	0.00	0.00	FTE	0.00	0.00	0.00	0.00
<i>Est. Fringe</i>	0	0	0	0	<i>Est. Fringe</i>	0	0	0	0
<i>Note: Fringes budgeted in House Bill 5 except for certain fringes budgeted directly to MoDOT, Highway Patrol, and Conservation.</i>					<i>Note: Fringes budgeted in House Bill 5 except for certain fringes budgeted directly to MoDOT, Highway Patrol, and Conservation.</i>				
Other Funds:					Other Funds:				
<b>2. CORE DESCRIPTION</b>									
This request is for a transfer of \$14,676,666 from general revenue to the Academic Scholarship Program Fund.									
<b>3. PROGRAM LISTING (list programs included in this core funding)</b>									
Academic Scholarship Program (Bright Flight)									

**CORE DECISION ITEM**

<b>Department of Higher Education</b>	<b>Budget Unit</b>	<b>55645C</b>
<b>Division of Missouri Student Grants and Scholarships</b>		
<b>Core Transfer - Academic Scholarship Program (Bright Flight)</b>		

**4. FINANCIAL HISTORY**

	<b>FY 2011 Actual</b>	<b>FY 2012 Actual</b>	<b>FY 2013 Actual</b>	<b>FY 2014 Current Yr.</b>
Appropriation (All Funds)	16,359,000	15,269,250	12,269,250	14,676,666
Less Reverted (All Funds)	(4,580,520)	(2,428,078)	(368,078)	N/A
Budget Authority (All Funds)	11,778,480	12,841,172	11,901,172	N/A
Actual Expenditures (All Funds)	11,778,480	12,841,172	11,901,172	N/A
Unexpended (All Funds)	0	0	0	N/A
<b>Unexpended, by Fund:</b>				
General Revenue	0	0	0	N/A
Federal	0	0	0	N/A
Other	0	0	0	N/A



Reverted includes Governor's standard 3 percent reserve (when applicable) and any extraordinary expenditure restrictions.



**CORE RECONCILIATION DETAIL**

**DEPARTMENT OF HIGHER EDUCATION**  
**ACADEMIC SCHLSHP PRGM-TRANSFER**

**5. CORE RECONCILIATION DETAIL**

	<b>Budget Class</b>	<b>FTE</b>	<b>GR</b>	<b>Federal</b>	<b>Other</b>	<b>Total</b>	<b>Explanation</b>
<b>TAFP AFTER VETOES</b>							
	TRF	0.00	14,676,666	0	0	14,676,666	
	<b>Total</b>	<b>0.00</b>	<b>14,676,666</b>	<b>0</b>	<b>0</b>	<b>14,676,666</b>	
<b>DEPARTMENT CORE REQUEST</b>							
	TRF	0.00	14,676,666	0	0	14,676,666	
	<b>Total</b>	<b>0.00</b>	<b>14,676,666</b>	<b>0</b>	<b>0</b>	<b>14,676,666</b>	
<b>GOVERNOR'S RECOMMENDED CORE</b>							
	TRF	0.00	14,676,666	0	0	14,676,666	
	<b>Total</b>	<b>0.00</b>	<b>14,676,666</b>	<b>0</b>	<b>0</b>	<b>14,676,666</b>	

**DECISION ITEM DETAIL**

Budget Unit	FY 2013	FY 2013	FY 2014	FY 2014	FY 2015	FY 2015	FY 2015	FY 2015
Decision Item	ACTUAL	ACTUAL	BUDGET	BUDGET	DEPT REQ	DEPT REQ	GOV REC	GOV REC
Budget Object Class	DOLLAR	FTE	DOLLAR	FTE	DOLLAR	FTE	DOLLAR	FTE
<b>ACADEMIC SCHLSHP PRGM-TRANSFER</b>								
<b>CORE</b>								
TRANSFERS OUT	11,901,172	0.00	14,676,666	0.00	14,676,666	0.00	14,676,666	0.00
TOTAL - TRF	11,901,172	0.00	14,676,666	0.00	14,676,666	0.00	14,676,666	0.00
<b>GRAND TOTAL</b>	<b>\$11,901,172</b>	<b>0.00</b>	<b>\$14,676,666</b>	<b>0.00</b>	<b>\$14,676,666</b>	<b>0.00</b>	<b>\$14,676,666</b>	<b>0.00</b>
GENERAL REVENUE	\$11,901,172	0.00	\$14,676,666	0.00	\$14,676,666	0.00	\$14,676,666	0.00
FEDERAL FUNDS	\$0	0.00	\$0	0.00	\$0	0.00	\$0	0.00
OTHER FUNDS	\$0	0.00	\$0	0.00	\$0	0.00	\$0	0.00

**NEW DECISION ITEM**

RANK: \_\_\_\_\_ OF 17

<b>Department of Higher Education</b>	<b>Budget Unit</b> <u>55645C</u>
<b>Division of Missouri Student Grants and Scholarships</b>	
<b>Transfer - Academic Scholarship (Bright Flight) Loan Forgiveness Program</b>	<b>DI#</b> <u>1555006</u>

**1. AMOUNT OF REQUEST**

	FY 2015 Budget Request					FY 2015 Governor's Recommendation			
	GR	Federal	Other	Total		GR	Federal	Other	Total
PS	0	0	0	0	PS	0	0	0	0
EE	0	0	0	0	EE	0	0	0	0
PSD	0	0	0	0	PSD	0	0	0	0
TRF	0	0	0	0	TRF	15,000,000	0	2,000,000	17,000,000
<b>Total</b>	<b>0</b>	<b>0</b>	<b>0</b>	<b>0</b>	<b>Total</b>	<b>15,000,000</b>	<b>0</b>	<b>2,000,000</b>	<b>17,000,000</b>
FTE	0.00	0.00	0.00	0.00	FTE	0.00	0.00	0.00	0.00

<b>Est. Fringe</b>	0	0	0	0
--------------------	---	---	---	---

*Note: Fringes budgeted in House Bill 5 except for certain fringes budgeted directly to MoDOT, Highway Patrol, and Conservation.*

<b>Est. Fringe</b>	0	0	0	0
--------------------	---	---	---	---

*Note: Fringes budgeted in House Bill 5 except for certain fringes budgeted directly to MoDOT, Highway Patrol, and Conservation.*

Other Funds: \_\_\_\_\_ Other Funds: Institutional Gift Trust Fund (0925)

**2. THIS REQUEST CAN BE CATEGORIZED AS:**

<input type="checkbox"/> New Legislation	<input checked="" type="checkbox"/> New Program	<input type="checkbox"/> Fund Switch
<input type="checkbox"/> Federal Mandate	<input type="checkbox"/> Program Expansion	<input type="checkbox"/> Cost to Continue
<input type="checkbox"/> GR Pick-Up	<input type="checkbox"/> Space Request	<input type="checkbox"/> Equipment Replacement
<input type="checkbox"/> Pay Plan	<input type="checkbox"/> Other: _____	

NEW DECISION ITEM

RANK: \_\_\_\_\_ OF 17

Department of Higher Education	Budget Unit	55645C
Division of Missouri Student Grants and Scholarships		
Transfer - Academic Scholarship (Bright Flight) Loan Forgiveness Program	DI#	1555006

**3. WHY IS THIS FUNDING NEEDED? PROVIDE AN EXPLANATION FOR ITEMS CHECKED IN #2. INCLUDE THE FEDERAL OR STATE STATUTORY OR CONSTITUTIONAL AUTHORIZATION FOR THIS PROGRAM.**

This request is for the transfer of \$17,000,000 to the Academic Scholarship Program Fund for the establishment of the Bright Flight Loan Forgiveness Program.

These funds would provide initial funding to add a loan forgiveness component to the existing Higher Education Academic Scholarship program. This program would provide loans of up to \$5,000 per year in addition to the existing scholarship award to eligible students. Students can decide whether to apply for the loan and loan amounts cannot exceed cost of attendance. The maximum total award to a student would be \$20,000. Upon graduation, if the student becomes employed in Missouri, they would be eligible for forgiveness of one year's worth of loans for each year of work in the state. Individuals that do not meet the Missouri employment requirement would have to repay the amount received with interest.

**4. DESCRIBE THE DETAILED ASSUMPTIONS USED TO DERIVE THE SPECIFIC REQUESTED AMOUNT. (How did you determine that the requested number of FTE were appropriate? From what source or standard did you derive the requested levels of funding? Were alternatives such as outsourcing or automation considered? If based on new legislation, does request tie to TAFP fiscal note? If not, explain why. Detail which portions of the request are one-times and how those amounts were calculated.)**

The Governor recommended a transfer of \$15 million general revenue funds and \$2 million other funds for the Bright Flight Loan Forgiveness Program.

**NEW DECISION ITEM**

RANK: \_\_\_\_\_ OF 17

<b>Department of Higher Education</b>	<b>Budget Unit</b> <u>55645C</u>
<b>Division of Missouri Student Grants and Scholarships</b>	
<b>Transfer - Academic Scholarship (Bright Flight) Loan Forgiveness Program</b>	<b>DI#</b> <u>1555006</u>

**5. BREAK DOWN THE REQUEST BY BUDGET OBJECT CLASS, JOB CLASS, AND FUND SOURCE. IDENTIFY ONE-TIME COSTS.**

Budget Object Class/Job Class	Dept Req			FED	Dept Req			FED	Dept Req			FED	Dept Req
	GR	Dept Req	Dept Req		OTHER	Dept Req	TOTAL		TOTAL	TOTAL	TOTAL		
	DOLLARS	GR	FTE	DOLLARS	FED	FTE	DOLLARS	OTHER	FTE	DOLLARS	FTE	DOLLARS	DOLLARS
										0	0.0		
										0	0.0		
<b>Total PS</b>	<u>0</u>		<u>0.0</u>	<u>0</u>		<u>0.0</u>	<u>0</u>		<u>0.0</u>	<u>0</u>	<u>0.0</u>		<u>0</u>
<b>Total EE</b>	<u>0</u>			<u>0</u>			<u>0</u>			<u>0</u>			<u>0</u>
Program Distributions										0			
<b>Total PSD</b>	<u>0</u>			<u>0</u>			<u>0</u>			<u>0</u>			<u>0</u>
Transfers													
<b>Total TRF</b>	<u>0</u>			<u>0</u>			<u>0</u>			<u>0</u>			<u>0</u>
<b>Grand Total</b>	<u>0</u>		<u>0.0</u>	<u>0</u>		<u>0.0</u>	<u>0</u>		<u>0.0</u>	<u>0</u>	<u>0.0</u>		<u>0</u>

**NEW DECISION ITEM**

RANK: \_\_\_\_\_ OF 17

<b>Department of Higher Education</b>	<b>Budget Unit</b> <u>55645C</u>
<b>Division of Missouri Student Grants and Scholarships</b>	
<b>Transfer - Academic Scholarship (Bright Flight) Loan Forgiveness Program</b>	<b>DI#</b> <u>1555006</u>

Budget Object Class/Job Class	Gov Rec GR DOLLARS	Gov Rec GR FTE	Gov Rec DOLLARS	FED FTE	Gov Rec FTE	Gov Rec OTHER DOLLARS	Gov Rec OTHER FTE	Gov Rec TOTAL DOLLARS	Gov Rec TOTAL FTE	Gov Rec One-Time DOLLARS
								0	0.0	
								0	0.0	
<b>Total PS</b>	<u>0</u>	<u>0.0</u>		<u>0</u>	<u>0.0</u>	<u>0</u>	<u>0.0</u>	<u>0</u>	<u>0.0</u>	<u>0</u>
<b>Total EE</b>	<u>0</u>			<u>0</u>		<u>0</u>		<u>0</u>		<u>0</u>
Program Distributions								0		
<b>Total PSD</b>	<u>0</u>			<u>0</u>		<u>0</u>		<u>0</u>		<u>0</u>
Transfers	<u>15,000,000</u>					<u>2,000,000</u>		<u>17,000,000</u>		
<b>Total TRF</b>	<u>15,000,000</u>			<u>0</u>		<u>2,000,000</u>		<u>17,000,000</u>		<u>0</u>
<b>Grand Total</b>	<u>15,000,000</u>	<u>0.0</u>		<u>0</u>	<u>0.0</u>	<u>2,000,000</u>	<u>0.0</u>	<u>17,000,000</u>	<u>0.0</u>	<u>0</u>

NEW DECISION ITEM

RANK: \_\_\_\_\_ OF \_\_\_\_\_ 17

Department of Higher Education	Budget Unit	55645C
Division of Missouri Student Grants and Scholarships		
Transfer - Academic Scholarship (Bright Flight) Loan Forgiveness Program	DI#	1555006

**6. PERFORMANCE MEASURES (If new decision item has an associated core, separately identify projected performance with & without additional funding.)**

- 6a. **Provide an effectiveness measure.**  
Not available at this time.
- 6b. **Provide an efficiency measure.**  
Not available at this time.
- 6c. **Provide the number of clients/individuals served, if applicable.**  
Not available at this time.
- 6d. **Provide a customer satisfaction measure, if available.**  
Not available at this time.

**7. STRATEGIES TO ACHIEVE THE PERFORMANCE MEASUREMENT TARGETS:**

**DECISION ITEM DETAIL**

Budget Unit	FY 2013	FY 2013	FY 2014	FY 2014	FY 2015	FY 2015	FY 2015	FY 2015
Decision Item	ACTUAL	ACTUAL	BUDGET	BUDGET	DEPT REQ	DEPT REQ	GOV REC	GOV REC
Budget Object Class	DOLLAR	FTE	DOLLAR	FTE	DOLLAR	FTE	DOLLAR	FTE
<b>ACADEMIC SCHLSHP PRGM-TRANSFER</b>								
<b>Bright Flight Loan Program - 1555006</b>								
TRANSFERS OUT	0	0.00	0	0.00	0	0.00	17,000,000	0.00
TOTAL - TRF	0	0.00	0	0.00	0	0.00	17,000,000	0.00
<b>GRAND TOTAL</b>	<b>\$0</b>	<b>0.00</b>	<b>\$0</b>	<b>0.00</b>	<b>\$0</b>	<b>0.00</b>	<b>\$17,000,000</b>	<b>0.00</b>
GENERAL REVENUE	\$0	0.00	\$0	0.00	\$0	0.00	\$15,000,000	0.00
FEDERAL FUNDS	\$0	0.00	\$0	0.00	\$0	0.00	\$0	0.00
OTHER FUNDS	\$0	0.00	\$0	0.00	\$0	0.00	\$2,000,000	0.00



**DECISION ITEM SUMMARY**

<b>Budget Unit</b>								
<b>Decision Item</b>	<b>FY 2013</b>	<b>FY 2013</b>	<b>FY 2014</b>	<b>FY 2014</b>	<b>FY 2015</b>	<b>FY 2015</b>	<b>FY 2015</b>	<b>FY 2015</b>
<b>Budget Object Summary</b>	<b>ACTUAL</b>	<b>ACTUAL</b>	<b>BUDGET</b>	<b>BUDGET</b>	<b>DEPT REQ</b>	<b>DEPT REQ</b>	<b>GOV REC</b>	<b>GOV REC</b>
<b>Fund</b>	<b>DOLLAR</b>	<b>FTE</b>	<b>DOLLAR</b>	<b>FTE</b>	<b>DOLLAR</b>	<b>FTE</b>	<b>DOLLAR</b>	<b>FTE</b>
<b>ACADEMIC SCHOLARSHIP PROGRAM</b>								
<b>CORE</b>								
<b>PROGRAM-SPECIFIC</b>								
ACADEMIC SCHOLARSHIP	11,886,375	0.00	15,676,666	0.00	15,676,666	0.00	15,676,666	0.00
TOTAL - PD	11,886,375	0.00	15,676,666	0.00	15,676,666	0.00	15,676,666	0.00
<b>TOTAL</b>	<b>11,886,375</b>	<b>0.00</b>	<b>15,676,666</b>	<b>0.00</b>	<b>15,676,666</b>	<b>0.00</b>	<b>15,676,666</b>	<b>0.00</b>
<b>Bright Flight Loan Exp Auth - 1555008</b>								
<b>PROGRAM-SPECIFIC</b>								
ACADEMIC SCHOLARSHIP	0	0.00	0	0.00	0	0.00	17,000,000	0.00
TOTAL - PD	0	0.00	0	0.00	0	0.00	17,000,000	0.00
<b>TOTAL</b>	<b>0</b>	<b>0.00</b>	<b>0</b>	<b>0.00</b>	<b>0</b>	<b>0.00</b>	<b>17,000,000</b>	<b>0.00</b>
<b>GRAND TOTAL</b>	<b>\$11,886,375</b>	<b>0.00</b>	<b>\$15,676,666</b>	<b>0.00</b>	<b>\$15,676,666</b>	<b>0.00</b>	<b>\$32,676,666</b>	<b>0.00</b>

**CORE DECISION ITEM**

<b>Department of Higher Education</b>	<b>Budget Unit</b> 55647C
<b>Division of Missouri Student Grants and Scholarships</b>	
<b>Core - Academic Scholarship Program (Bright Flight)</b>	

**1. CORE FINANCIAL SUMMARY**

	FY 2015 Budget Request				FY 2015 Governor's Recommendation				
	GR	Federal	Other	Total	GR	Fed	Other	Total	
PS	0	0	0	0	PS	0	0	0	0
EE	0	0	0	0	EE	0	0	0	0
PSD	0	0	15,676,666	15,676,666	PSD	0	0	15,676,666	15,676,666
<b>Total</b>	<b>0</b>	<b>0</b>	<b>15,676,666</b>	<b>15,676,666</b>	<b>Total</b>	<b>0</b>	<b>0</b>	<b>15,676,666</b>	<b>15,676,666</b>
FTE	0.00	0.00	0.00	0.00	FTE	0.00	0.00	0.00	0.00

<b>Est. Fringe</b>	0	0	0	0
--------------------	---	---	---	---

*Note: Fringes budgeted in House Bill 5 except for certain fringes budgeted directly to MoDOT, Highway Patrol, and Conservation.*

<b>Est. Fringe</b>	0	0	0	0
--------------------	---	---	---	---

*Note: Fringes budgeted in House Bill 5 except for certain fringes budgeted directly to MoDOT, Highway Patrol, and Conservation.*

Other Funds: Academic Scholarship Fund (0840)  
Notes:

Other Funds: Academic Scholarship Fund (0840)  
Notes:

**2. CORE DESCRIPTION**

The Missouri Higher Education Academic Scholarship Program (also known as "Bright Flight"), provides scholarships based on academic achievement. The scholarship may be renewed until the first bachelor's degree is received or the scholarship has been received for ten semesters, whichever occurs first. The scholarship includes two award levels based on ACT or SAT scores in the top 3% (a maximum award of \$3,000) or ACT or SAT scores in the top fourth and fifth percentiles (a maximum award of \$1,000). Students scoring in the top 3% must be awarded the \$3,000 maximum before students in the top fourth and fifth percentiles can be awarded. For the 2013-14 academic year the qualifying composite test scores for students scoring in the top 3% are the following: ACT 31 or SAT math 780 and SAT critical reading 790. The qualifying scores for students scoring in the top fourth and fifth percentiles are an ACT score of 30 or an SAT math score of 760-779 and an SAT critical reading score of 770-789.

The core request of \$15,676,666 will provide scholarships to an estimated 6,100 students but will be insufficient to fund the maximum amounts specified in statute. Funding at the requested level will result in a proportional reduction in awards to students in the top 3% and zero awards to students in the top fourth and fifth percentiles.

**CORE DECISION ITEM**

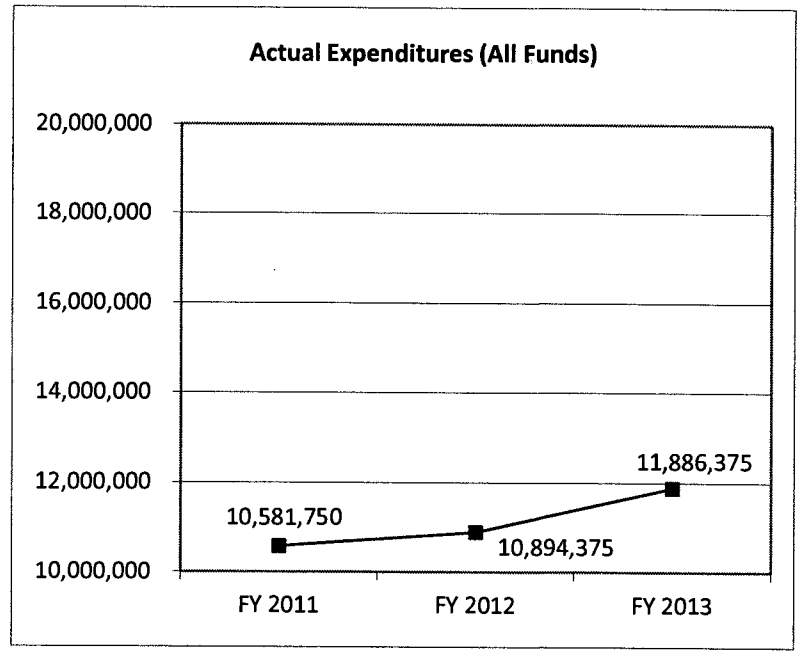
<b>Department of Higher Education</b>	<b>Budget Unit</b> 55647C
<b>Division of Missouri Student Grants and Scholarships</b>	
<b>Core - Academic Scholarship Program (Bright Flight)</b>	

**3. PROGRAM LISTING (list programs included in this core funding)**

Academic Scholarship Program (Bright Flight)

**4. FINANCIAL HISTORY**

	FY 2011 Actual	FY 2012 Actual	FY 2013 Actual	FY 2014 Current Yr.
Appropriation (All Funds)	16,359,000	15,269,250	13,269,250	15,676,666
Less Reverted (All Funds)	0	0	0	N/A
Budget Authority (All Funds)	16,359,000	15,269,250	13,269,250	N/A
Actual Expenditures (All Funds)	10,581,750	10,894,375	11,886,375	N/A
Unexpended (All Funds)	5,777,250	4,374,875	1,382,875	N/A
Actual Unexpended Funds	1,196,730	1,946,797		
Unexpended, by Fund:				
General Revenue	0	0	0	N/A
Federal	0	0	0	N/A
Other	5,777,250	4,374,875	1,382,875	N/A
	(1)	(2)		



Reverted includes Governor's standard 3 percent reserve (when applicable) and any extraordinary expenditure restrictions.

**NOTES:** Negative numbers result when scholarships have to be reissued.

(1) Unexpended funds are not accurately depicted due to July expenditure restrictions of \$4,089,750 to the general revenue transfer for this program made by the Governor. Actual expenditures are less than appropriated funds due to the expenditure restrictions.

(2) June expenditure restriction of \$2,000,000 made by the Governor was placed on the general revenue transfer for this program

**CORE RECONCILIATION DETAIL**

**DEPARTMENT OF HIGHER EDUCATION**  
**ACADEMIC SCHOLARSHIP PROGRAM**

**5. CORE RECONCILIATION DETAIL**

	<b>Budget Class</b>	<b>FTE</b>	<b>GR</b>	<b>Federal</b>	<b>Other</b>	<b>Total</b>	<b>Explanation</b>
<b>TAFP AFTER VETOES</b>							
	PD	0.00	0	0	15,676,666	15,676,666	
	<b>Total</b>	<b>0.00</b>	<b>0</b>	<b>0</b>	<b>15,676,666</b>	<b>15,676,666</b>	
<b>DEPARTMENT CORE REQUEST</b>							
	PD	0.00	0	0	15,676,666	15,676,666	
	<b>Total</b>	<b>0.00</b>	<b>0</b>	<b>0</b>	<b>15,676,666</b>	<b>15,676,666</b>	
<b>GOVERNOR'S RECOMMENDED CORE</b>							
	PD	0.00	0	0	15,676,666	15,676,666	
	<b>Total</b>	<b>0.00</b>	<b>0</b>	<b>0</b>	<b>15,676,666</b>	<b>15,676,666</b>	

**DECISION ITEM DETAIL**

Budget Unit	FY 2013	FY 2013	FY 2014	FY 2014	FY 2015	FY 2015	FY 2015	FY 2015
Decision Item	ACTUAL	ACTUAL	BUDGET	BUDGET	DEPT REQ	DEPT REQ	GOV REC	GOV REC
Budget Object Class	DOLLAR	FTE	DOLLAR	FTE	DOLLAR	FTE	DOLLAR	FTE
<b>ACADEMIC SCHOLARSHIP PROGRAM</b>								
<b>CORE</b>								
PROGRAM DISTRIBUTIONS	11,886,375	0.00	15,676,666	0.00	15,676,666	0.00	15,676,666	0.00
TOTAL - PD	11,886,375	0.00	15,676,666	0.00	15,676,666	0.00	15,676,666	0.00
<b>GRAND TOTAL</b>	<b>\$11,886,375</b>	<b>0.00</b>	<b>\$15,676,666</b>	<b>0.00</b>	<b>\$15,676,666</b>	<b>0.00</b>	<b>\$15,676,666</b>	<b>0.00</b>
GENERAL REVENUE	\$0	0.00	\$0	0.00	\$0	0.00	\$0	0.00
FEDERAL FUNDS	\$0	0.00	\$0	0.00	\$0	0.00	\$0	0.00
OTHER FUNDS	\$11,886,375	0.00	\$15,676,666	0.00	\$15,676,666	0.00	\$15,676,666	0.00

**PROGRAM DESCRIPTION**

**Department of Higher Education**

**Academic Scholarship Program (Bright Flight)**

**Program is found in the following core budget(s): Academic Scholarship Program (Bright Flight)**

**1. What does this program do?**

This program provides scholarships to Missouri students based on academic achievement. A high school senior must score in the top 5 percent on the ACT or SAT assessment to qualify. The scholarship award is up to \$3,000 annually for those in the top 3 percent and up to \$1,000 for those in the 4th and 5th percentiles. Students in the top 3 percent must be awarded the full \$3,000 before students in the 4th and 5th percentiles can be awarded. The scholarship can be renewed until the first bachelor's degree is received or the scholarship has been received for ten semesters, whichever occurs first.

**2. What is the authorization for this program, i.e., federal or state statute, etc.? (Include the federal program number, if applicable.)**

Section 173.250, RSMo

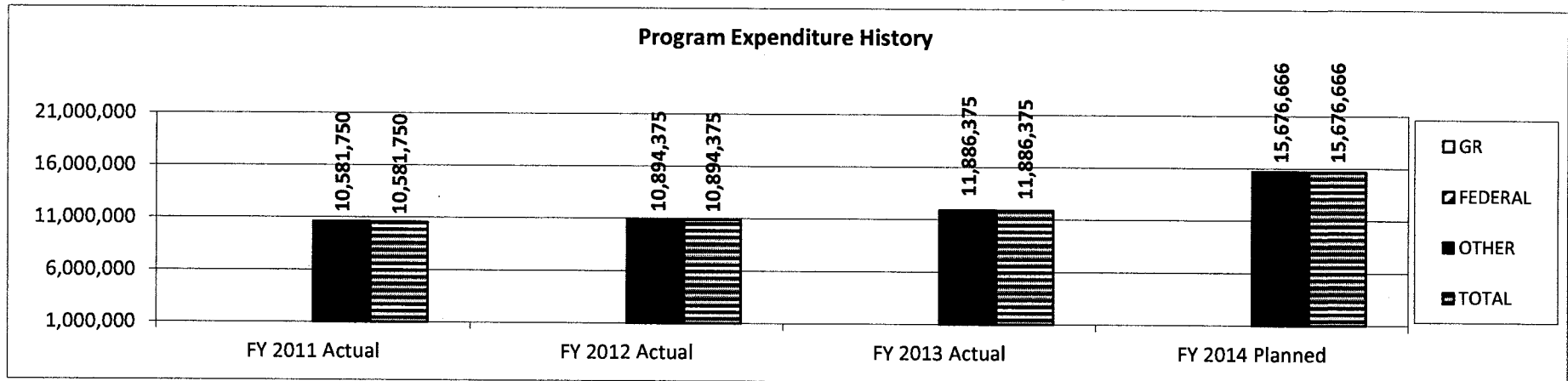
**3. Are there federal matching requirements? If yes, please explain.**

No

**4. Is this a federally mandated program? If yes, please explain.**

No

**5. Provide actual expenditures for the prior three fiscal years and planned expenditures for the current fiscal year.**



**6. What are the sources of the "Other" funds?**

Academic Scholarship Fund (0840)

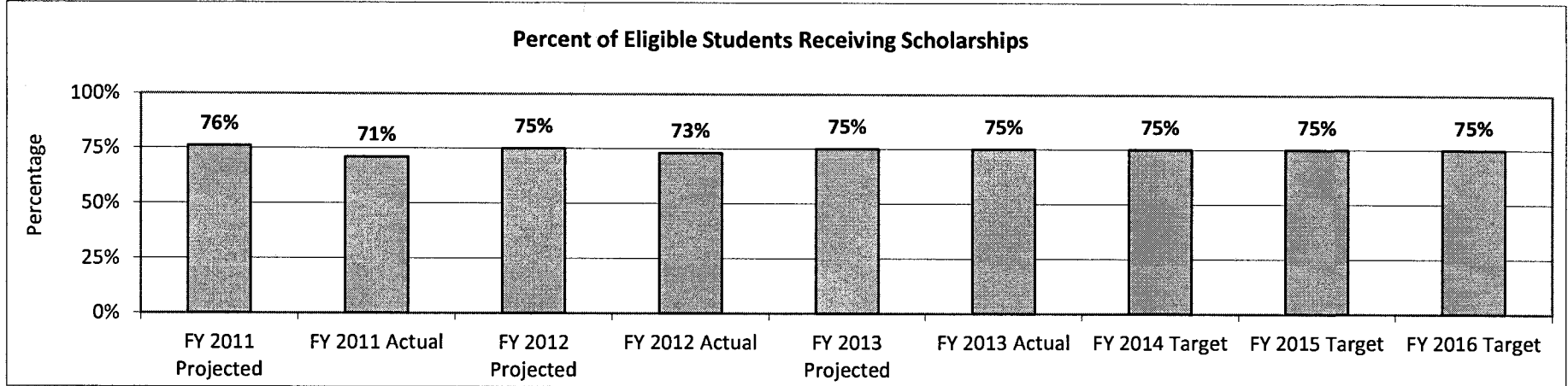
**PROGRAM DESCRIPTION**

**Department of Higher Education**

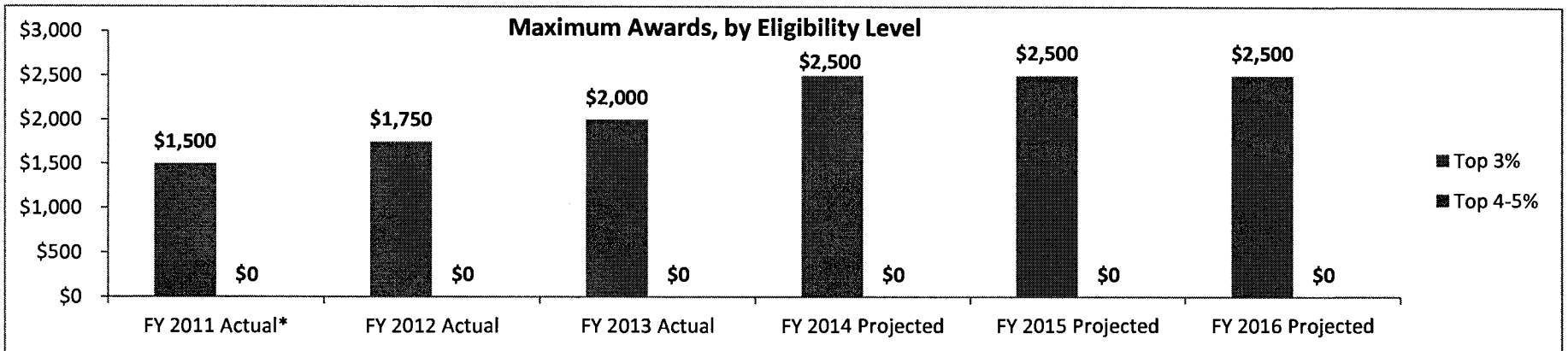
**Academic Scholarship Program (Bright Flight)**

**Program is found in the following core budget(s): Academic Scholarship Program (Bright Flight)**

**7a. Provide an effectiveness measure.**



Note: The reduced target percentage of students served reflects insufficient funding to pay students scoring in the top fourth and fifth percentiles.



\* Eligibility for top 4th and 5th percentiles began in FY 2011.

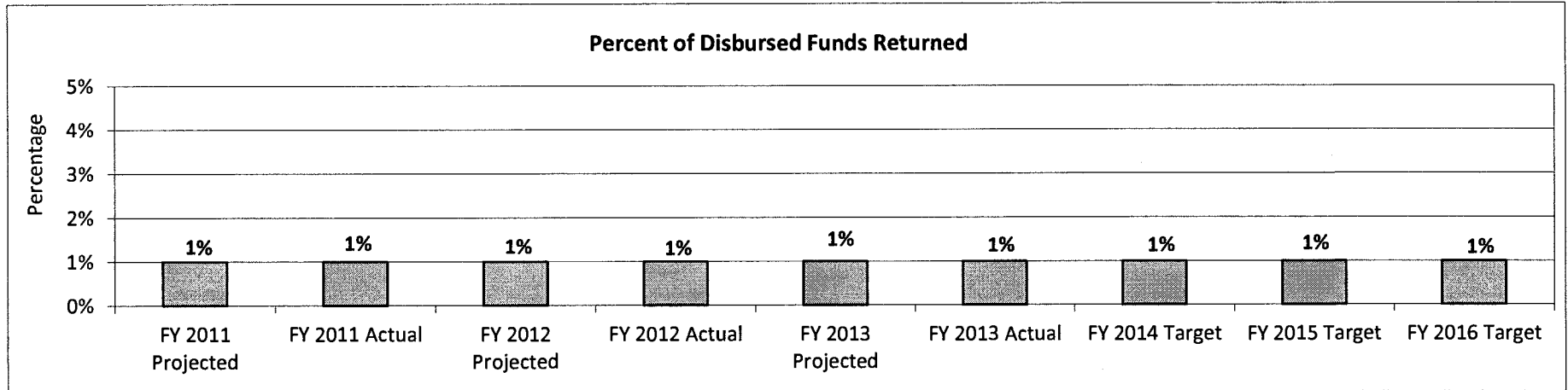
**PROGRAM DESCRIPTION**

**Department of Higher Education**

**Academic Scholarship Program (Bright Flight)**

**Program is found in the following core budget(s): Academic Scholarship Program (Bright Flight)**

**7b. Provide an efficiency measure.**



**7c. Provide the number of clients/individuals served, if applicable.**

How many students are receiving scholarships under this program?

	FY 2011		FY 2012		FY 2013		FY 2014	FY 2015	FY 2016
	Projected	Actual	Projected	Actual	Projected	Actual	Projected	Target	Target
Number of students	8,000	7,344	7,100	6,534	6,100	6,192	6,100	6,100	6,100

**7d. Provide a customer satisfaction measure, if available.**

N/A



**NEW DECISION ITEM**

RANK: \_\_\_\_\_ OF 17

<b>Department of Higher Education</b>	<b>Budget Unit</b> <u>55647C</u>
<b>Division of Missouri Student Grants and Scholarships</b>	
<b>Academic Scholarship (Bright Flight) Loan Forgiveness Program</b>	<b>DI#</b> <u>1555008</u>

**1. AMOUNT OF REQUEST**

	FY 2015 Budget Request			
	GR	Federal	Other	Total
PS	0	0	0	0
EE	0	0	0	0
PSD	0	0	0	0
TRF	0	0	0	0
<b>Total</b>	<b>0</b>	<b>0</b>	<b>0</b>	<b>0</b>
FTE	0.00	0.00	0.00	0.00

	FY 2015 Governor's Recommendation			
	GR	Federal	Other	Total
PS	0	0	0	0
EE	0	0	0	0
PSD	0	0	17,000,000	17,000,000
TRF	0	0	0	0
<b>Total</b>	<b>0</b>	<b>0</b>	<b>17,000,000</b>	<b>17,000,000</b>
FTE	0.00	0.00	0.00	0.00

<b>Est. Fringe</b>	0	0	0	0
--------------------	---	---	---	---

*Note: Fringes budgeted in House Bill 5 except for certain fringes budgeted directly to MoDOT, Highway Patrol, and Conservation.*

<b>Est. Fringe</b>	0	0	0	0
--------------------	---	---	---	---

*Note: Fringes budgeted in House Bill 5 except for certain fringes budgeted directly to MoDOT, Highway Patrol, and Conservation.*

Other Funds:

Other Funds: Academic Scholarship Program Fund (0840)

**2. THIS REQUEST CAN BE CATEGORIZED AS:**

<input type="checkbox"/> New Legislation	<input checked="" type="checkbox"/>	<input type="checkbox"/> New Program	<input type="checkbox"/> Fund Switch
<input type="checkbox"/> Federal Mandate		<input type="checkbox"/> Program Expansion	<input type="checkbox"/> Cost to Continue
<input type="checkbox"/> GR Pick-Up		<input type="checkbox"/> Space Request	<input type="checkbox"/> Equipment Replacement
<input type="checkbox"/> Pay Plan		<input type="checkbox"/> Other: _____	

**3. WHY IS THIS FUNDING NEEDED? PROVIDE AN EXPLANATION FOR ITEMS CHECKED IN #2. INCLUDE THE FEDERAL OR STATE STATUTORY OR CONSTITUTIONAL AUTHORIZATION FOR THIS PROGRAM.**

These funds would provide initial funding to add a loan forgiveness component to the existing Higher Education Academic Scholarship program. This program would provide loans of up to \$5,000 per year in addition to the existing scholarship award to eligible students. Students can decide whether to apply for the loan and loan amounts cannot exceed cost of attendance. The maximum total award to a student would be \$20,000. Upon graduation, if the student becomes employed in Missouri, they would be eligible for forgiveness of one year's worth of loans for each year of work in the state. Individuals that do not meet the Missouri employment requirement would have to repay the amount received with interest.

**NEW DECISION ITEM**

RANK: \_\_\_\_\_ OF 17

<u>Department of Higher Education</u>	<b>Budget Unit</b> <u>55647C</u>
<u>Division of Missouri Student Grants and Scholarships</u>	
<u>Academic Scholarship (Bright Flight) Loan Forgiveness Program</u>	<b>DI#</b> <u>1555008</u>

**4. DESCRIBE THE DETAILED ASSUMPTIONS USED TO DERIVE THE SPECIFIC REQUESTED AMOUNT. (How did you determine that the requested number of FTE were appropriate? From what source or standard did you derive the requested levels of funding? Were alternatives such as outsourcing or automation considered? If based on new legislation, does request tie to TAFP fiscal note? If not, explain why. Detail which portions of the request are one-times and how those amounts were calculated.)**

The Governor recommended \$17 million for the Academic Scholarship (Bright Flight) Loan Forgiveness Program.

**5. BREAK DOWN THE REQUEST BY BUDGET OBJECT CLASS, JOB CLASS, AND FUND SOURCE. IDENTIFY ONE-TIME COSTS.**

Budget Object Class/Job Class	Dept Req		FED	Dept Req		FED	Dept Req		TOTAL	TOTAL	Dept Req One-Time	
	GR	Dept Req		Dept Req	OTHER		Dept Req	DOLLARS				FTE
	DOLLARS	GR	FTE	DOLLARS	FED	FTE	DOLLARS	OTHER	FTE	DOLLARS	FTE	DOLLARS
<b>Total PS</b>	0		0.0		0	0.0	0		0.0	0	0.0	0
<b>Total EE</b>	0			0			0			0		0
Program Distributions												
<b>Total PSD</b>	0			0			0			0		0
Transfers												
<b>Total TRF</b>	0			0			0			0		0
<b>Grand Total</b>	0		0.0	0		0.0	0		0.0	0	0.0	0

NEW DECISION ITEM

RANK: \_\_\_\_\_ OF 17

Department of Higher Education		Budget Unit 55647C									
Division of Missouri Student Grants and Scholarships											
Academic Scholarship (Bright Flight) Loan Forgiveness Program		DI# 1555008									
Budget Object Class/Job Class	Gov Rec GR DOLLARS	Gov Rec GR FTE	Gov Rec DOLLARS	FED DOLLARS	Gov Rec FTE	Gov Rec OTHER DOLLARS	Gov Rec OTHER FTE	Gov Rec TOTAL DOLLARS	Gov Rec TOTAL FTE	Gov Rec One-Time DOLLARS	
								0	0.0		
								0	0.0		
<b>Total PS</b>	<u>0</u>	<u>0.0</u>		<u>0</u>	<u>0.0</u>	<u>0</u>	<u>0.0</u>	<u>0</u>	<u>0.0</u>	<u>0</u>	
								0			
								0			
								0			
<b>Total EE</b>	<u>0</u>			<u>0</u>		<u>0</u>		<u>0</u>		<u>0</u>	
Program Distributions						<u>17,000,000</u>		<u>17,000,000</u>			
<b>Total PSD</b>	<u>0</u>			<u>0</u>		<u>17,000,000</u>		<u>17,000,000</u>		<u>0</u>	
Transfers											
<b>Total TRF</b>	<u>0</u>			<u>0</u>		<u>0</u>		<u>0</u>		<u>0</u>	
<b>Grand Total</b>	<u>0</u>	<u>0.0</u>		<u>0</u>	<u>0.0</u>	<u>17,000,000</u>	<u>0.0</u>	<u>17,000,000</u>	<u>0.0</u>	<u>0</u>	

NEW DECISION ITEM

RANK: \_\_\_\_\_ OF 17

Department of Higher Education	Budget Unit	55647C
Division of Missouri Student Grants and Scholarships		
Academic Scholarship (Bright Flight) Loan Forgiveness Program	DI#	1555008

**6. PERFORMANCE MEASURES (If new decision item has an associated core, separately identify projected performance with & without additional funding.)**

- 6a. **Provide an effectiveness measure.**  
Not available at this time.
  
- 6b. **Provide an efficiency measure.**  
Not available at this time.
  
- 6c. **Provide the number of clients/individuals served, if applicable.**  
Not available at this time.
  
- 6d. **Provide a customer satisfaction measure, if available.**  
Not available at this time.

**7. STRATEGIES TO ACHIEVE THE PERFORMANCE MEASUREMENT TARGETS:**

**DECISION ITEM DETAIL**

Budget Unit	FY 2013	FY 2013	FY 2014	FY 2014	FY 2015	FY 2015	FY 2015	FY 2015
Decision Item	ACTUAL	ACTUAL	BUDGET	BUDGET	DEPT REQ	DEPT REQ	GOV REC	GOV REC
Budget Object Class	DOLLAR	FTE	DOLLAR	FTE	DOLLAR	FTE	DOLLAR	FTE
<b>ACADEMIC SCHOLARSHIP PROGRAM</b>								
<b>Bright Flight Loan Exp Auth - 1555008</b>								
PROGRAM DISTRIBUTIONS	0	0.00	0	0.00	0	0.00	17,000,000	0.00
TOTAL - PD	0	0.00	0	0.00	0	0.00	17,000,000	0.00
<b>GRAND TOTAL</b>	<b>\$0</b>	<b>0.00</b>	<b>\$0</b>	<b>0.00</b>	<b>\$0</b>	<b>0.00</b>	<b>\$17,000,000</b>	<b>0.00</b>
GENERAL REVENUE	\$0	0.00	\$0	0.00	\$0	0.00	\$0	0.00
FEDERAL FUNDS	\$0	0.00	\$0	0.00	\$0	0.00	\$0	0.00
OTHER FUNDS	\$0	0.00	\$0	0.00	\$0	0.00	\$17,000,000	0.00

**DECISION ITEM SUMMARY**

Budget Unit									
Decision Item	FY 2013	FY 2013	FY 2014	FY 2014	FY 2015	FY 2015	FY 2015	FY 2015	FY 2015
Budget Object Summary	ACTUAL	ACTUAL	BUDGET	BUDGET	DEPT REQ	DEPT REQ	GOV REC	GOV REC	GOV REC
Fund	DOLLAR	FTE	DOLLAR	FTE	DOLLAR	FTE	DOLLAR	FTE	FTE
<b>ACCESS MISSOURI TRANSFER</b>									
<b>CORE</b>									
FUND TRANSFERS									
GENERAL REVENUE	39,445,671	0.00	41,665,640	0.00	41,665,640	0.00	41,665,640	0.00	0.00
MO STUDENT GRANT PROGRAM GIFT	0	0.00	50,000	0.00	50,000	0.00	50,000	0.00	0.00
LOTTERY PROCEEDS	11,559,167	0.00	11,916,667	0.00	11,916,667	0.00	11,916,667	0.00	0.00
ADVANTAGE MISSOURI TRUST	195,000	0.00	0	0.00	0	0.00	0	0.00	0.00
TOTAL - TRF	51,199,838	0.00	53,632,307	0.00	53,632,307	0.00	53,632,307	0.00	0.00
<b>TOTAL</b>	<b>51,199,838</b>	<b>0.00</b>	<b>53,632,307</b>	<b>0.00</b>	<b>53,632,307</b>	<b>0.00</b>	<b>53,632,307</b>	<b>0.00</b>	<b>0.00</b>
<b>Access Missouri Increase - 1555009</b>									
FUND TRANSFERS									
GENERAL REVENUE	0	0.00	0	0.00	0	0.00	8,500,000	0.00	0.00
ADVANTAGE MISSOURI TRUST	0	0.00	0	0.00	0	0.00	50,000	0.00	0.00
TOTAL - TRF	0	0.00	0	0.00	0	0.00	8,550,000	0.00	0.00
<b>TOTAL</b>	<b>0</b>	<b>0.00</b>	<b>0</b>	<b>0.00</b>	<b>0</b>	<b>0.00</b>	<b>8,550,000</b>	<b>0.00</b>	<b>0.00</b>
<b>GRAND TOTAL</b>	<b>\$51,199,838</b>	<b>0.00</b>	<b>\$53,632,307</b>	<b>0.00</b>	<b>\$53,632,307</b>	<b>0.00</b>	<b>\$62,182,307</b>	<b>0.00</b>	<b>0.00</b>

**CORE DECISION ITEM**

<b>Department of Higher Education</b>	<b>Budget Unit</b> 55648C
<b>Division of Missouri Student Grants and Scholarships</b>	
<b>Core Transfer - Access Missouri Financial Assistance Program</b>	

**1. CORE FINANCIAL SUMMARY**

	FY 2015 Budget Request					FY 2015 Governor's Recommendation			
	GR	Federal	Other	Total		GR	Fed	Other	Total
TRF	41,665,640	0	11,966,667	53,632,307	TRF	41,665,640	0	11,966,667	53,632,307
<b>Total</b>	<b>41,665,640</b>	<b>0</b>	<b>11,966,667</b>	<b>53,632,307</b>	<b>Total</b>	<b>41,665,640</b>	<b>0</b>	<b>11,966,667</b>	<b>53,632,307</b>
FTE	0.00	0.00	0.00	0.00	FTE	0.00	0.00	0.00	0.00

<b>Est. Fringe</b>	0	0	0	0	0
--------------------	---	---	---	---	---

*Note: Fringes budgeted in House Bill 5 except for certain fringes budgeted directly to MoDOT, Highway Patrol, and Conservation.*

<b>Est. Fringe</b>	0	0	0	0	0
--------------------	---	---	---	---	---

*Note: Fringes budgeted in House Bill 5 except for certain fringes budgeted directly to MoDOT, Highway Patrol, and Conservation.*

Other Funds: Lottery Proceeds Fund (0291) - \$11,916,667  
 MO Student Grant Program Gift Fund (0272) - \$50,000

Other Funds: Lottery Proceeds Fund (0291) - \$11,916,667  
 MO Student Grant Program Gift Fund (0272) - \$50,000

Notes:

Notes:

**2. CORE DESCRIPTION**

This core request is for a transfer from general revenue, lottery proceeds funds, and private sources totaling \$53,632,307 to the Access Missouri Financial Assistance Program.

**CORE DECISION ITEM**

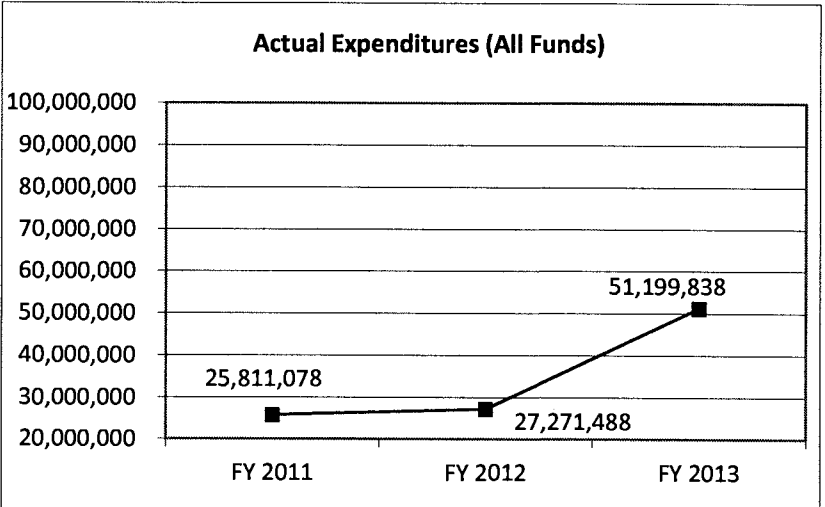
<b>Department of Higher Education</b>	<b>Budget Unit</b> 55648C
<b>Division of Missouri Student Grants and Scholarships</b>	
<b>Core Transfer - Access Missouri Financial Assistance Program</b>	

**3. PROGRAM LISTING (list programs included in this core funding)**

Access Missouri Financial Assistance Program

**4. FINANCIAL HISTORY**

	FY 2011 Actual	FY 2012 Actual	FY 2013 Actual	FY 2014 Current Yr.
Appropriation (All Funds)	78,164,397	29,827,307	57,827,307	53,632,307
Less Reverted (All Funds)	(52,303,319)	(1,505,819)	(1,577,469)	N/A
Budget Authority (All Funds)	25,861,078	28,321,488	56,249,838	N/A
Actual Expenditures (All Funds)	25,811,078	27,271,488	51,199,838	N/A
Unexpended (All Funds)	50,000	1,050,000	5,050,000	N/A
Unexpended, by Fund:				
General Revenue	0	0	0	N/A
Federal	0	1,000,000	0	N/A
Other	50,000	50,000	5,050,000	N/A
	(1)	(2)		



Reverted includes Governor's standard 3 percent reserve (when applicable) and any extraordinary expenditure restrictions.

- NOTES:** Negative unexpended funds result when scholarships need to be reissued.
- (1) Increased original \$1 million federal transfer appropriation (Fund 0116) by \$337,090 in FY 11 to reflect actual amount available through federal LEAP/SLEAP programs.
- (2) \$1,000,000 in federal funds is reflected in the original appropriation but the funds were eliminated by the federal government.



**CORE RECONCILIATION DETAIL**

**DEPARTMENT OF HIGHER EDUCATION**

**ACCESS MISSOURI TRANSFER**

**5. CORE RECONCILIATION DETAIL**

	<b>Budget Class</b>	<b>FTE</b>	<b>GR</b>	<b>Federal</b>	<b>Other</b>	<b>Total</b>	<b>Explanation</b>
<b>TAFP AFTER VETOES</b>							
	TRF	0.00	41,665,640	0	11,966,667	53,632,307	
	<b>Total</b>	<b>0.00</b>	<b>41,665,640</b>	<b>0</b>	<b>11,966,667</b>	<b>53,632,307</b>	
<b>DEPARTMENT CORE REQUEST</b>							
	TRF	0.00	41,665,640	0	11,966,667	53,632,307	
	<b>Total</b>	<b>0.00</b>	<b>41,665,640</b>	<b>0</b>	<b>11,966,667</b>	<b>53,632,307</b>	
<b>GOVERNOR'S RECOMMENDED CORE</b>							
	TRF	0.00	41,665,640	0	11,966,667	53,632,307	
	<b>Total</b>	<b>0.00</b>	<b>41,665,640</b>	<b>0</b>	<b>11,966,667</b>	<b>53,632,307</b>	

**DECISION ITEM DETAIL**

Budget Unit	FY 2013	FY 2013	FY 2014	FY 2014	FY 2015	FY 2015	FY 2015	FY 2015
Decision Item	ACTUAL	ACTUAL	BUDGET	BUDGET	DEPT REQ	DEPT REQ	GOV REC	GOV REC
Budget Object Class	DOLLAR	FTE	DOLLAR	FTE	DOLLAR	FTE	DOLLAR	FTE
<b>ACCESS MISSOURI TRANSFER</b>								
<b>CORE</b>								
TRANSFERS OUT	51,199,838	0.00	53,632,307	0.00	53,632,307	0.00	53,632,307	0.00
<b>TOTAL - TRF</b>	<b>51,199,838</b>	<b>0.00</b>	<b>53,632,307</b>	<b>0.00</b>	<b>53,632,307</b>	<b>0.00</b>	<b>53,632,307</b>	<b>0.00</b>
<b>GRAND TOTAL</b>	<b>\$51,199,838</b>	<b>0.00</b>	<b>\$53,632,307</b>	<b>0.00</b>	<b>\$53,632,307</b>	<b>0.00</b>	<b>\$53,632,307</b>	<b>0.00</b>
GENERAL REVENUE	\$39,445,671	0.00	\$41,665,640	0.00	\$41,665,640	0.00	\$41,665,640	0.00
FEDERAL FUNDS	\$0	0.00	\$0	0.00	\$0	0.00	\$0	0.00
OTHER FUNDS	\$11,754,167	0.00	\$11,966,667	0.00	\$11,966,667	0.00	\$11,966,667	0.00

**NEW DECISION ITEM**

RANK: \_\_\_\_\_ OF 17

Department of Higher Education  
 Division of Missouri Student Grants and Scholarships  
 Core Transfer - Access Missouri Financial Assistance Program

Budget Unit 55648C  
 DI# 1555009

**1. AMOUNT OF REQUEST**

	FY 2015 Budget Request			
	GR	Federal	Other	Total
PS	0	0	0	0
EE	0	0	0	0
PSD	0	0	0	0
TRF	0	0	0	0
<b>Total</b>	<b>0</b>	<b>0</b>	<b>0</b>	<b>0</b>
FTE	0.00	0.00	0.00	0.00

<b>Est. Fringe</b>	0	0	0	0
--------------------	---	---	---	---

*Note: Fringes budgeted in House Bill 5 except for certain fringes budgeted directly to MoDOT, Highway Patrol, and Conservation.*

Other Funds

	FY 2015 Governor's Recommendation			
	GR	Federal	Other	Total
PS	0	0	0	0
EE	0	0	0	0
PSD	0	0	0	0
TRF	8,500,000	0	50,000	8,550,000
<b>Total</b>	<b>8,500,000</b>	<b>0</b>	<b>50,000</b>	<b>8,550,000</b>
FTE	0.00	0.00	0.00	0.00

<b>Est. Fringe</b>	0	0	0	0
--------------------	---	---	---	---

*Note: Fringes budgeted in House Bill 5 except for certain fringes budgeted directly to MoDOT, Highway Patrol, and Conservation.*

Other Funds: Advantage Missouri Trust Fund (0856)

**2. THIS REQUEST CAN BE CATEGORIZED AS:**

<input type="checkbox"/> New Legislation	<input type="checkbox"/> New Program	<input type="checkbox"/> Fund Switch
<input type="checkbox"/> Federal Mandate	<input checked="" type="checkbox"/> Program Expansion	<input type="checkbox"/> Cost to Continue
<input type="checkbox"/> GR Pick-Up	<input type="checkbox"/> Space Request	<input type="checkbox"/> Equipment Replacement
<input type="checkbox"/> Pay Plan	<input type="checkbox"/> Other: _____	

**NEW DECISION ITEM**

RANK: \_\_\_\_\_ OF 17

<u>Department of Higher Education</u>	<u>Budget Unit</u>	<u>55648C</u>
<u>Division of Missouri Student Grants and Scholarships</u>		
<u>Core Transfer - Access Missouri Financial Assistance Program</u>	<u>DI#</u>	<u>1555009</u>

**3. WHY IS THIS FUNDING NEEDED? PROVIDE AN EXPLANATION FOR ITEMS CHECKED IN #2. INCLUDE THE FEDERAL OR STATE STATUTORY OR CONSTITUTIONAL AUTHORIZATION FOR THIS PROGRAM.**

The Access Missouri Student Assistance Program is a need-based grant program for eligible Missouri residents. Need is calculated based on the standard federal needs analysis formula and students with an expected family contribution (EFC) below the established threshold are eligible for an award. When insufficient funds are available to pay the full statutory maximum, awards are reduced for all students on a percentage basis.

For FY 2013 and 2014, award levels are set at 51% of the maximum. While all eligible students are paid, as required by the statute, the current awards are very low. These additional funds will allow the department to increase the award levels for FY 2015 by approximately 5 percent, depending on the number of eligible students enrolled this fall.

**4. DESCRIBE THE DETAILED ASSUMPTIONS USED TO DERIVE THE SPECIFIC REQUESTED AMOUNT. (How did you determine that the requested number of FTE were appropriate? From what source or standard did you derive the requested levels of funding? Were alternatives such as outsourcing or automation considered? If based on new legislation, does request tie to TAFP fiscal note? If not, explain why. Detail which portions of the request are one-times and how those amounts were calculated.)**

The Governor recommended a transfer from general revenue and other sources totaling \$8,550,000 to the Access Missouri Financial Assistance Program.

**NEW DECISION ITEM**

RANK: \_\_\_\_\_ OF 17

<u>Department of Higher Education</u>	Budget Unit <u>55648C</u>
<u>Division of Missouri Student Grants and Scholarships</u>	
<u>Core Transfer - Access Missouri Financial Assistance Program</u>	DI# <u>1555009</u>

**5. BREAK DOWN THE REQUEST BY BUDGET OBJECT CLASS, JOB CLASS, AND FUND SOURCE. IDENTIFY ONE-TIME COSTS.**

Budget Object Class/Job Class	Dept Req		Dept Req		Dept Req		Dept Req		Dept Req		Dept Req	
	GR	Dept Req	FED	Dept Req	OTHER	Dept Req	TOTAL	TOTAL	TOTAL	TOTAL	TOTAL	One-Time
	DOLLARS	GR	FTE	DOLLARS	FED	FTE	DOLLARS	OTHER	FTE	DOLLARS	FTE	DOLLARS
										0	0.0	
										0	0.0	
<b>Total PS</b>	<u>0</u>		<u>0.0</u>	<u>0</u>		<u>0.0</u>	<u>0</u>		<u>0.0</u>	<u>0</u>	<u>0.0</u>	<u>0</u>
										0		
										0		
<b>Total EE</b>	<u>0</u>			<u>0</u>			<u>0</u>			<u>0</u>		<u>0</u>
Program Distributions										0		
<b>Total PSD</b>	<u>0</u>			<u>0</u>			<u>0</u>			<u>0</u>		<u>0</u>
Transfers										0		
<b>Total TRF</b>	<u>0</u>			<u>0</u>			<u>0</u>			<u>0</u>		<u>0</u>
<b>Grand Total</b>	<u>0</u>		<u>0.0</u>	<u>0</u>		<u>0.0</u>	<u>0</u>		<u>0.0</u>	<u>0</u>	<u>0.0</u>	<u>0</u>

**NEW DECISION ITEM**

RANK: \_\_\_\_\_ OF 17

<b>Department of Higher Education</b>	<b>Budget Unit</b> <u>55648C</u>
<b>Division of Missouri Student Grants and Scholarships</b>	
<b>Core Transfer - Access Missouri Financial Assistance Program</b>	<b>DI#</b> <u>1555009</u>

Budget Object Class/Job Class	Gov Rec GR DOLLARS	Gov Rec GR FTE	Gov Rec FED DOLLARS	Gov Rec FED FTE	Gov Rec OTHER DOLLARS	Gov Rec OTHER FTE	Gov Rec TOTAL DOLLARS	Gov Rec TOTAL FTE	Gov Rec One-Time DOLLARS
							0	0.0	
<b>Total PS</b>	<u>0</u>	0.0	0	0.0	0	0.0	0	0.0	0
							0	0.0	
							0	0.0	
							0	0.0	
<b>Total EE</b>	<u>0</u>		<u>0</u>		<u>0</u>		0		0
Program Distributions							0		
<b>Total PSD</b>	<u>0</u>		<u>0</u>		<u>0</u>		0		0
Transfers	8,500,000				50,000		8,550,000		
<b>Total TRF</b>	<u>8,500,000</u>		<u>0</u>		<u>50,000</u>		8,550,000		0
<b>Grand Total</b>	<u>8,500,000</u>	0.0	0	0.0	50,000	0.0	8,550,000	0.0	0

**NEW DECISION ITEM**

RANK: \_\_\_\_\_ OF 17

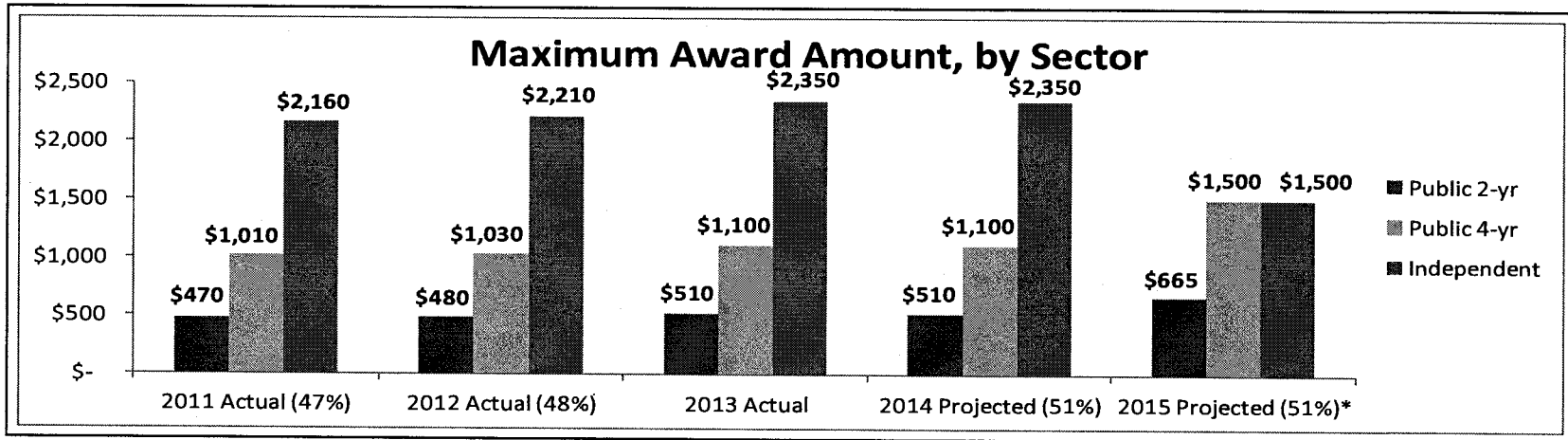
Department of Higher Education	Budget Unit	55648C
Division of Missouri Student Grants and Scholarships		
Core Transfer - Access Missouri Financial Assistance Program	DI#	1555009

**6. PERFORMANCE MEASURES (If new decision item has an associated core, separately identify projected performance with & without additional funding.)**

**6a. Provide an effectiveness measure.**

Number of students with EFC in lowest category (\$500 or less)

FY 2011		FY 2012		FY 2013		FY 2014	FY 2015	FY 2016
Projected	Actual	Projected	Actual	Projected	Actual	Projected	Projected	Projected
25,000	24,630	25,000	27,269	27,500	26,807	27,500	27,500	27,500



Note: Number in parenthesis is percent of statutory maximum the dollar amounts represent.

\*These figures are based on the new award levels established in SB733 (2010).

**NEW DECISION ITEM**

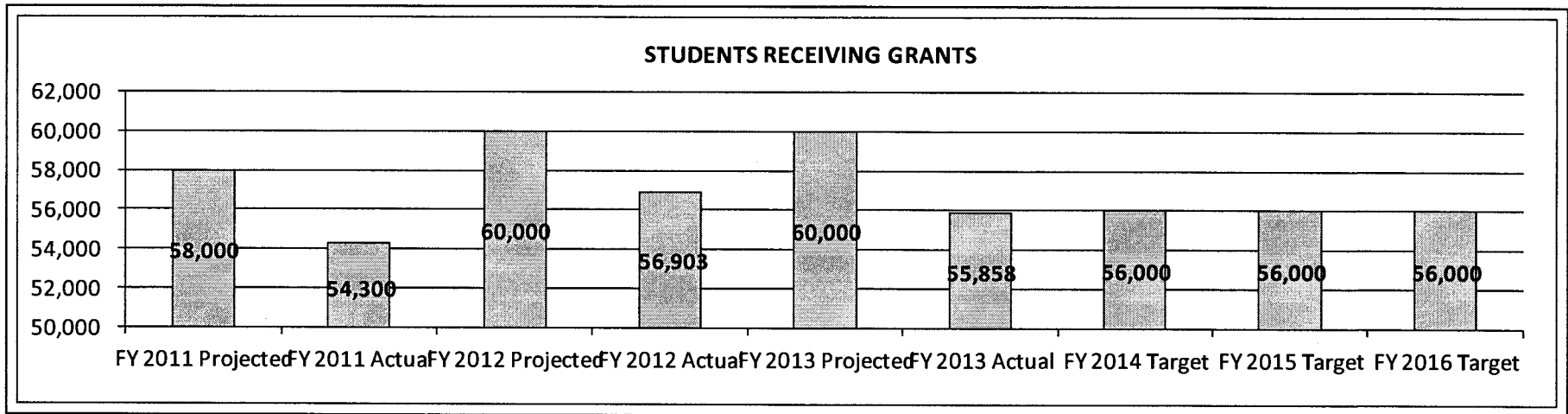
RANK: \_\_\_\_\_ OF 17

<b>Department of Higher Education</b>	<b>Budget Unit</b> <u>55648C</u>
<b>Division of Missouri Student Grants and Scholarships</b>	
<b>Core Transfer - Access Missouri Financial Assistance Program</b>	<b>DI#</b> <u>1555009</u>

**6b. Provide an efficiency measure.**  
Funds Disbursed Within Five Business Days

FY 2011		FY 2012		FY 2013		FY 2014	FY 2015	FY 2016
Projected	Actual	Projected	Actual	Projected	Actual	Projected	Projected	Projected
100%	100%	100%	100%	100%	100%	100%	100%	100%

**6c. Provide the number of clients/individuals served, if applicable.**



**6d. Provide a customer satisfaction measure, if available.**  
N/A

**7. STRATEGIES TO ACHIEVE THE PERFORMANCE MEASUREMENT TARGETS:**



**DECISION ITEM DETAIL**

Budget Unit	FY 2013	FY 2013	FY 2014	FY 2014	FY 2015	FY 2015	FY 2015	FY 2015
Decision Item	ACTUAL	ACTUAL	BUDGET	BUDGET	DEPT REQ	DEPT REQ	GOV REC	GOV REC
Budget Object Class	DOLLAR	FTE	DOLLAR	FTE	DOLLAR	FTE	DOLLAR	FTE
<b>ACCESS MISSOURI TRANSFER</b>								
Access Missouri Increase - 1555009								
TRANSFERS OUT	0	0.00	0	0.00	0	0.00	8,550,000	0.00
TOTAL - TRF	0	0.00	0	0.00	0	0.00	8,550,000	0.00
<b>GRAND TOTAL</b>	<b>\$0</b>	<b>0.00</b>	<b>\$0</b>	<b>0.00</b>	<b>\$0</b>	<b>0.00</b>	<b>\$8,550,000</b>	<b>0.00</b>
GENERAL REVENUE	\$0	0.00	\$0	0.00	\$0	0.00	\$8,500,000	0.00
FEDERAL FUNDS	\$0	0.00	\$0	0.00	\$0	0.00	\$0	0.00
OTHER FUNDS	\$0	0.00	\$0	0.00	\$0	0.00	\$50,000	0.00

**DECISION ITEM SUMMARY**

Budget Unit									
Decision Item	FY 2013	FY 2013	FY 2014	FY 2014	FY 2015	FY 2015	FY 2015	FY 2015	FY 2015
Budget Object Summary	ACTUAL	ACTUAL	BUDGET	BUDGET	DEPT REQ	DEPT REQ	GOV REC	GOV REC	GOV REC
Fund	DOLLAR	FTE	DOLLAR	FTE	DOLLAR	FTE	DOLLAR	FTE	FTE
<b>ACCESS MISSOURI</b>									
<b>CORE</b>									
PROGRAM-SPECIFIC									
ACCESS MO FINANCIAL ASSISTANCE	64,067,301	0.00	67,000,000	0.00	67,000,000	0.00	67,000,000	0.00	0.00
TOTAL - PD	64,067,301	0.00	67,000,000	0.00	67,000,000	0.00	67,000,000	0.00	0.00
<b>TOTAL</b>	<b>64,067,301</b>	<b>0.00</b>	<b>67,000,000</b>	<b>0.00</b>	<b>67,000,000</b>	<b>0.00</b>	<b>67,000,000</b>	<b>0.00</b>	<b>0.00</b>
<b>Access Missouri Exp Authority - 1555010</b>									
PROGRAM-SPECIFIC									
ACCESS MO FINANCIAL ASSISTANCE	0	0.00	0	0.00	0	0.00	5,000,000	0.00	0.00
TOTAL - PD	0	0.00	0	0.00	0	0.00	5,000,000	0.00	0.00
<b>TOTAL</b>	<b>0</b>	<b>0.00</b>	<b>0</b>	<b>0.00</b>	<b>0</b>	<b>0.00</b>	<b>5,000,000</b>	<b>0.00</b>	<b>0.00</b>
<b>GRAND TOTAL</b>	<b>\$64,067,301</b>	<b>0.00</b>	<b>\$67,000,000</b>	<b>0.00</b>	<b>\$67,000,000</b>	<b>0.00</b>	<b>\$72,000,000</b>	<b>0.00</b>	<b>0.00</b>

**CORE DECISION ITEM**

<b>Department of Higher Education</b>					<b>Budget Unit 55651C</b>				
<b>Division of Missouri Student Grants and Scholarships</b>									
<b>Core - Access Missouri Financial Assistance Program</b>									
<b>1. CORE FINANCIAL SUMMARY</b>									
		<b>FY 2015 Budget Request</b>				<b>FY 2015 Governor's Recommendation</b>			
	<b>GR</b>	<b>Federal</b>	<b>Other</b>	<b>Total</b>		<b>GR</b>	<b>Fed</b>	<b>Other</b>	<b>Total</b>
<b>PS</b>	0	0	0	0	<b>PS</b>	0	0	0	0
<b>EE</b>	0	0	0	0	<b>EE</b>	0	0	0	0
<b>PSD</b>	0	0	67,000,000	67,000,000	<b>PSD</b>	0	0	67,000,000	67,000,000
<b>Total</b>	<b>0</b>	<b>0</b>	<b>67,000,000</b>	<b>67,000,000</b>	<b>Total</b>	<b>0</b>	<b>0</b>	<b>67,000,000</b>	<b>67,000,000</b>
<b>FTE</b>	<b>0.00</b>	<b>0.00</b>	<b>0.00</b>	<b>0.00</b>	<b>FTE</b>	<b>0.00</b>	<b>0.00</b>	<b>0.00</b>	<b>0.00</b>
<b>Est. Fringe</b>	0	0	0	0	<b>Est. Fringe</b>	0	0	0	0
<i>Note: Fringes budgeted in House Bill 5 except for certain fringes budgeted</i>					<i>Note: Fringes budgeted in House Bill 5 except for certain fringes</i>				
Other Funds: Access MO Financial Assistance Fund (0791)					Other Funds: Access MO Financial Assistance Fund (0791)				
Notes:					Notes:				
<b>2. CORE DESCRIPTION</b>									
<p>The Access Missouri Financial Assistance Program was created by SB 389 (2007). This program is designed to provide need-based financial aid to eligible Missouri residents. A student's financial need, as represented by their expected family contribution (EFC), is calculated based on the standard federal needs analysis formula. Students with an EFC at or below the established cutoff are eligible for an award. Award amounts are graduated, using the statutory formula, based on the student's EFC. Within available funding, eligible students receive the highest award possible, up to the maximum established by statute.</p> <p>The Access Missouri Financial Assistance Program is also authorized by statute to receive \$5 million from the Gaming Commission Fund. The appropriated transfer from all sources including general revenue, lottery proceeds funds, gaming and other sources totals \$58,632,307.</p>									

**CORE DECISION ITEM**

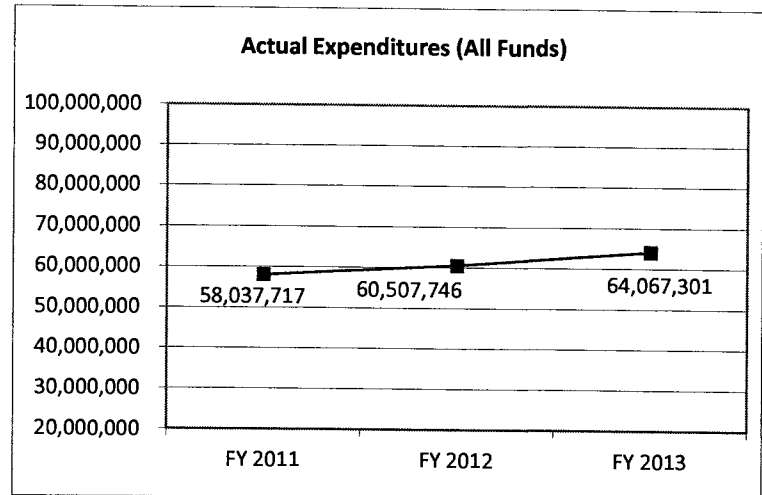
<b>Department of Higher Education</b>	<b>Budget Unit</b> 55651C
<b>Division of Missouri Student Grants and Scholarships</b>	
<b>Core - Access Missouri Financial Assistance Program</b>	

**3. PROGRAM LISTING (list programs included in this core funding)**

Access Missouri Financial Assistance Program

**4. FINANCIAL HISTORY**

	FY 2011 Actual	FY 2012 Actual	FY 2013 Actual	FY 2014 Current Yr.
Appropriation (All Funds)	82,827,307	64,827,307	65,327,307	67,000,000
Less Reverted (All Funds)	0	0	0	N/A
Budget Authority (All Funds)	82,827,307	64,827,307	65,327,307	N/A
Actual Expenditures (All Funds)	58,037,717	60,507,746	64,067,301	N/A
Unexpended (All Funds)	24,789,590	4,319,561	1,260,006	N/A
Unexpended, by Fund:				
General Revenue	0	0	0	N/A
Federal	0	0	0	N/A
Other	24,789,590 (1)	4,319,561 (2)	1,260,006	N/A
Amount Available to Spend	63,646,765	63,226,489	65,378,693	
Actual Expenditures	58,037,717	60,507,746	64,067,301	
<b>Actual Unexpended</b>	5,609,048	2,718,743	1,311,392	



Reverted includes Governor's standard 3 percent reserve (when applicable) and any extraordinary expenditure restrictions.

**NOTES** : Negative unexpended funds result when grants need to be reissued.

(1) Unexpended funds are not accurately depicted due to the \$50,000,000 expenditure restriction made by the Governor to the general revenue transfer for this program. Actual expenditures are less than appropriated funds due to the expenditure restrictions. \$30 million was received from MOHELA in FY11.

(2) This original appropriation does not reflect the June expenditure restriction of \$1,000,000 made by the Governor that was placed on the general revenue transfer for this program or the \$1,000,000 federal transfer of funds that was eliminated by the federal government. Appropriation includes \$30,000,000 one-time funds from MOHELA.

**CORE RECONCILIATION DETAIL**

**DEPARTMENT OF HIGHER EDUCATION  
ACCESS MISSOURI**

**5. CORE RECONCILIATION DETAIL**

	<b>Budget Class</b>	<b>FTE</b>	<b>GR</b>	<b>Federal</b>	<b>Other</b>	<b>Total</b>	<b>Explanation</b>
<b>TAFP AFTER VETOES</b>							
	PD	0.00	0	0	67,000,000	67,000,000	
	<b>Total</b>	<b>0.00</b>	<b>0</b>	<b>0</b>	<b>67,000,000</b>	<b>67,000,000</b>	
<b>DEPARTMENT CORE REQUEST</b>							
	PD	0.00	0	0	67,000,000	67,000,000	
	<b>Total</b>	<b>0.00</b>	<b>0</b>	<b>0</b>	<b>67,000,000</b>	<b>67,000,000</b>	
<b>GOVERNOR'S RECOMMENDED CORE</b>							
	PD	0.00	0	0	67,000,000	67,000,000	
	<b>Total</b>	<b>0.00</b>	<b>0</b>	<b>0</b>	<b>67,000,000</b>	<b>67,000,000</b>	

**DECISION ITEM DETAIL**

Budget Unit	FY 2013	FY 2013	FY 2014	FY 2014	FY 2015	FY 2015	FY 2015	FY 2015
Decision Item	ACTUAL	ACTUAL	BUDGET	BUDGET	DEPT REQ	DEPT REQ	GOV REC	GOV REC
Budget Object Class	DOLLAR	FTE	DOLLAR	FTE	DOLLAR	FTE	DOLLAR	FTE
<b>ACCESS MISSOURI</b>								
<b>CORE</b>								
PROGRAM DISTRIBUTIONS	64,067,301	0.00	67,000,000	0.00	67,000,000	0.00	67,000,000	0.00
TOTAL - PD	64,067,301	0.00	67,000,000	0.00	67,000,000	0.00	67,000,000	0.00
<b>GRAND TOTAL</b>	<b>\$64,067,301</b>	<b>0.00</b>	<b>\$67,000,000</b>	<b>0.00</b>	<b>\$67,000,000</b>	<b>0.00</b>	<b>\$67,000,000</b>	<b>0.00</b>
GENERAL REVENUE	\$0	0.00	\$0	0.00	\$0	0.00	\$0	0.00
FEDERAL FUNDS	\$0	0.00	\$0	0.00	\$0	0.00	\$0	0.00
OTHER FUNDS	\$64,067,301	0.00	\$67,000,000	0.00	\$67,000,000	0.00	\$67,000,000	0.00

## PROGRAM DESCRIPTION

**Department of Higher Education**

**Access Missouri Financial Assistance Program**

**Program is found in the following core budget(s): Access Missouri Financial Assistance Program**

**1. What does this program do?**

This program is designed to provide need-based financial aid to eligible Missouri residents. A student's financial need, as represented by their expected family contribution (EFC), is calculated based on the standard federal needs analysis formula. Students with an EFC at or below the established cutoff are eligible for an award amount. Award amounts are adjusted, using the statutory formula, so all eligible students receive the maximum award possible based on available funds.

For FY 2013, the program provided average awards of \$1,128 to approximately 55,850 students.

The statute establishes the maximum and minimum award amounts of the scholarship in relationship to the type of institution attended:

- Public two-year sector: \$300 minimum and \$1,000 maximum
- Public four year sector including Linn State Technical College: \$1,000 minimum and \$2,150 maximum
- Private institutions: \$2,000 minimum and \$4,600 maximum

SB 733 (2010) establishes new financial assistance amounts beginning in FY 2015 and beyond as follows:

- Public two-year sector: \$300 minimum and \$1,300 maximum
- Public four-year sector including Linn State Technical College: \$1,500 minimum and \$2,850 maximum
- Private institutions: \$1,500 minimum and \$2,850 maximum

**2. What is the authorization for this program, i.e., federal or state statute, etc.? (Include the federal program number, if applicable.)**

Section 173.1101-173.1107, RSMo

**3. Are there federal matching requirements? If yes, please explain.**

No

**4. Is this a federally mandated program? If yes, please explain.**

No

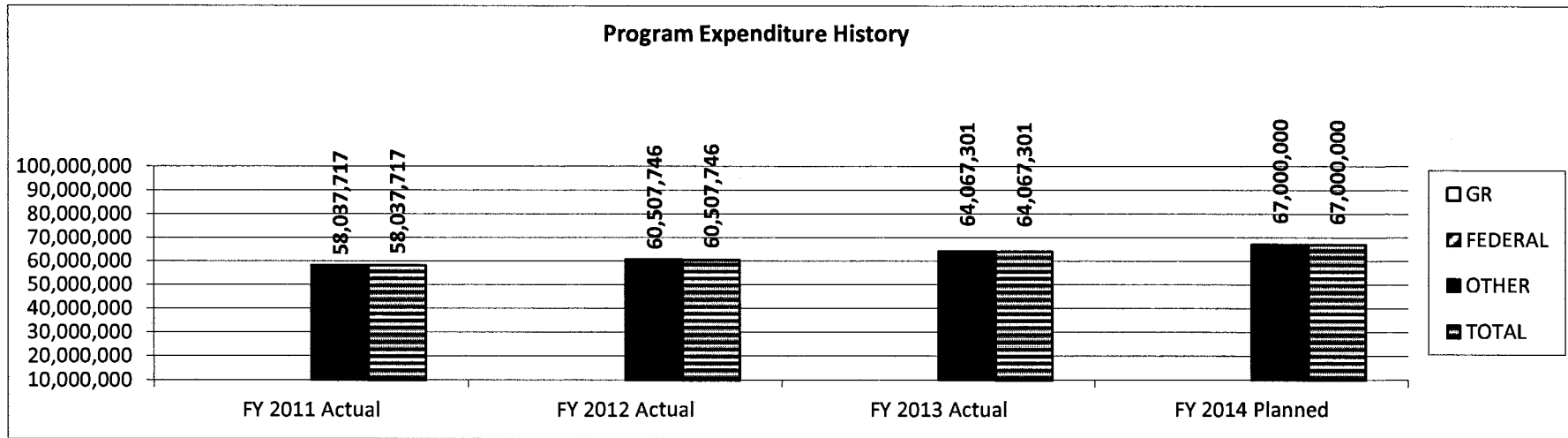
**PROGRAM DESCRIPTION**

**Department of Higher Education**

**Access Missouri Financial Assistance Program**

**Program is found in the following core budget(s): Access Missouri Financial Assistance Program**

**5. Provide actual expenditures for the prior three fiscal years and planned expenditures for the current fiscal year.**



**6. What are the sources of the "Other" funds?**

Access Missouri Financial Assistance (0791)



**PROGRAM DESCRIPTION**

**Department of Higher Education**

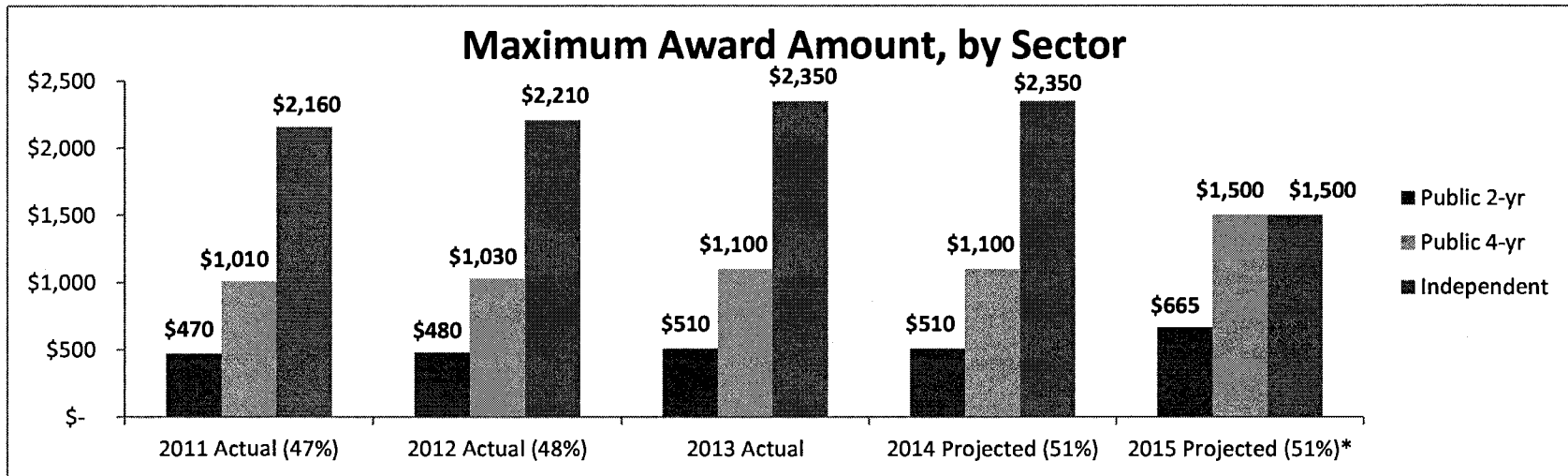
**Access Missouri Financial Assistance Program**

**Program is found in the following core budget(s): Access Missouri Financial Assistance Program**

**7a. Provide an effectiveness measure.**

Number of students with EFC in lowest category (\$500 or less)

FY 2011		FY 2012		FY 2013		FY 2014	FY 2015	FY 2016
Projected	Actual	Projected	Actual	Projected	Actual	Projected	Projected	Projected
25,000	24,630	25,000	27,269	27,500	26,807	27,500	27,500	27,500



Note: Number in parenthesis is percent of statutory maximum the dollar amounts represent.

\*These figures are based on the new award levels established in SB 733 (2010).

**7b. Provide an efficiency measure.**

Funds Disbursed Within Five Business Days

FY 2011		FY 2012		FY 2013		FY 2014	FY 2015	FY 2016
Projected	Actual	Projected	Actual	Projected	Actual	Projected	Projected	Projected
100%	100%	100%	100%	100%	100%	100%	100%	100%

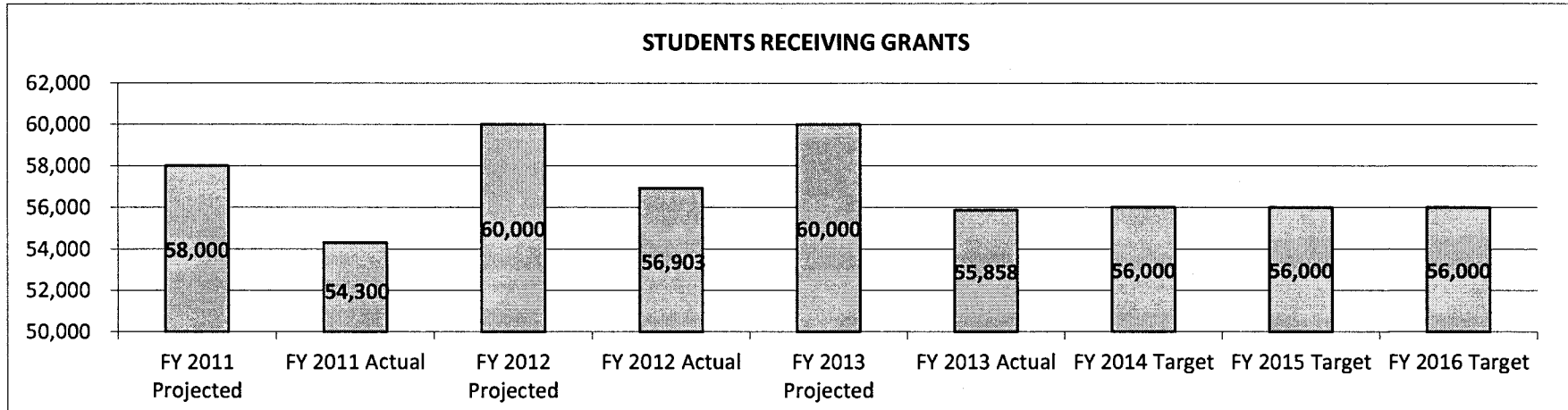
**PROGRAM DESCRIPTION**

**Department of Higher Education**

**Access Missouri Financial Assistance Program**

**Program is found in the following core budget(s): Access Missouri Financial Assistance Program**

**7c. Provide the number of clients/individuals served, if applicable.**



**7d. Provide a customer satisfaction measure, if available.**

N/A

**NEW DECISION ITEM**

RANK: \_\_\_\_\_ OF 17

Department of Higher Education  
 Division of Missouri Student Grants and Scholarships  
 Core - Access Missouri Financial Assistance Program

Budget Unit 55651C  
 DI# 1555010

**1. AMOUNT OF REQUEST**

	FY 2015 Budget Request			
	GR	Federal	Other	Total
PS	0	0	0	0
EE	0	0	0	0
PSD	0	0	0	0
TRF	0	0	0	0
<b>Total</b>	<b>0</b>	<b>0</b>	<b>0</b>	<b>0</b>
<b>FTE</b>	<b>0.00</b>	<b>0.00</b>	<b>0.00</b>	<b>0.00</b>

	FY 2015 Governor's Recommendation			
	GR	Federal	Other	Total
PS	0	0	0	0
EE	0	0	0	0
PSD	0	0	5,000,000	5,000,000
TRF	0	0	0	0
<b>Total</b>	<b>0</b>	<b>0</b>	<b>5,000,000</b>	<b>5,000,000</b>
<b>FTE</b>	<b>0.00</b>	<b>0.00</b>	<b>0.00</b>	<b>0.00</b>

<b>Est. Fringe</b>	0	0	0	0
--------------------	---	---	---	---

*Note: Fringes budgeted in House Bill 5 except for certain fringes budgeted directly to MoDOT, Highway Patrol, and Conservation.*

<b>Est. Fringe</b>	0	0	0	0
--------------------	---	---	---	---

*Note: Fringes budgeted in House Bill 5 except for certain fringes budgeted directly to MoDOT, Highway Patrol, and Conservation.*

Other Fund:

Other Funds: Access Missouri Financial Assistance Fund (0791)

**2. THIS REQUEST CAN BE CATEGORIZED AS:**

- |  |   |  |
|--|---|--|
| <input type="checkbox"/> New Legislation | <input type="checkbox"/> New Program                  | <input type="checkbox"/> Fund Switch           |
| <input type="checkbox"/> Federal Mandate | <input checked="" type="checkbox"/> Program Expansion | <input type="checkbox"/> Cost to Continue      |
| <input type="checkbox"/> GR Pick-Up      | <input type="checkbox"/> Space Request                | <input type="checkbox"/> Equipment Replacement |
| <input type="checkbox"/> Pay Plan        | <input type="checkbox"/> Other: _____                 |  |

**NEW DECISION ITEM**

RANK: \_\_\_\_\_ OF 17

<u>Department of Higher Education</u>	Budget Unit <u>55651C</u>
<u>Division of Missouri Student Grants and Scholarships</u>	
<u>Core - Access Missouri Financial Assistance Program</u>	DI# <u>1555010</u>

**3. WHY IS THIS FUNDING NEEDED? PROVIDE AN EXPLANATION FOR ITEMS CHECKED IN #2. INCLUDE THE FEDERAL OR STATE STATUTORY OR CONSTITUTIONAL AUTHORIZATION FOR THIS PROGRAM.**

The Access Missouri Student Assistance Program is a need-based grant program for eligible Missouri residents. Need is calculated based on the standard federal needs analysis formula and students with an expected family contribution (EFC) below the established threshold are eligible for an award. When insufficient funds are available to pay the full statutory maximum, awards are reduced for all students on a percentage basis.

For FY 2013 and 2014, award levels are set at 51% of the maximum. While all eligible students are paid, as required by the statute, the current awards are very low. These additional funds will allow the department to increase the award levels for FY 2015 by approximately 5 percent, depending on the number of eligible students enrolled this fall.

**4. DESCRIBE THE DETAILED ASSUMPTIONS USED TO DERIVE THE SPECIFIC REQUESTED AMOUNT. (How did you determine that the requested number of FTE were appropriate? From what source or standard did you derive the requested levels of funding? Were alternatives such as outsourcing or automation considered? If based on new legislation, does request tie to TAFP fiscal note? If not, explain why. Detail which portions of the request are one-times and how those amounts were calculated.)**

The Governor recommended \$5 million in additional funds for this needs-based program.

**NEW DECISION ITEM**

RANK: \_\_\_\_\_ OF 17

<u>Department of Higher Education</u>	Budget Unit <u>55651C</u>
<u>Division of Missouri Student Grants and Scholarships</u>	
<u>Core - Access Missouri Financial Assistance Program</u>	DI# <u>1555010</u>

**5. BREAK DOWN THE REQUEST BY BUDGET OBJECT CLASS, JOB CLASS, AND FUND SOURCE. IDENTIFY ONE-TIME COSTS.**

Budget Object Class/Job Class	Dept Req		Dept Req		Dept Req		Dept Req		Dept Req	Dept Req	Dept Req
	GR	Dept Req	FED	Dept Req	OTHER	Dept Req	TOTAL	TOTAL	One-Time		
	DOLLARS	GR	FTE	DOLLARS	FED	FTE	DOLLARS	OTHER	FTE	DOLLARS	
									0	0.0	
									0	0.0	
<b>Total PS</b>	<u>0</u>		<u>0.0</u>	<u>0</u>		<u>0.0</u>	<u>0</u>		<u>0.0</u>	<u>0</u>	<u>0</u>
<b>Total EE</b>	<u>0</u>			<u>0</u>			<u>0</u>		<u>0</u>		<u>0</u>
Program Distributions											
<b>Total PSD</b>	<u>0</u>			<u>0</u>			<u>0</u>				<u>0</u>
Transfers											
<b>Total TRF</b>	<u>0</u>			<u>0</u>			<u>0</u>				<u>0</u>
<b>Grand Total</b>	<u>0</u>		<u>0.0</u>	<u>0</u>		<u>0.0</u>	<u>0</u>		<u>0.0</u>	<u>0</u>	<u>0</u>

**NEW DECISION ITEM**

RANK: \_\_\_\_\_ OF 17

<b>Department of Higher Education</b>	<b>Budget Unit</b> <u>55651C</u>
<b>Division of Missouri Student Grants and Scholarships</b>	
<b>Core - Access Missouri Financial Assistance Program</b>	<b>DI#</b> <u>1555010</u>

Budget Object Class/Job Class	Gov Rec GR DOLLARS	Gov Rec GR FTE	Gov Rec FED DOLLARS	Gov Rec FED FTE	Gov Rec OTHER DOLLARS	Gov Rec OTHER FTE	Gov Rec TOTAL DOLLARS	Gov Rec TOTAL FTE	Gov Rec One-Time DOLLARS
							0	0.0	
<b>Total PS</b>	0	0.0	0	0.0	0	0.0	0	0.0	0
<b>Total EE</b>	0		0		0		0		0
Program Distributions					5,000,000		5,000,000		
<b>Total PSD</b>	0		0		5,000,000		5,000,000		0
Transfers									
<b>Total TRF</b>	0		0		0		0		0
<b>Grand Total</b>	0	0.0	0	0.0	5,000,000	0.0	5,000,000	0.0	0

**NEW DECISION ITEM**

RANK: \_\_\_\_\_ OF 17

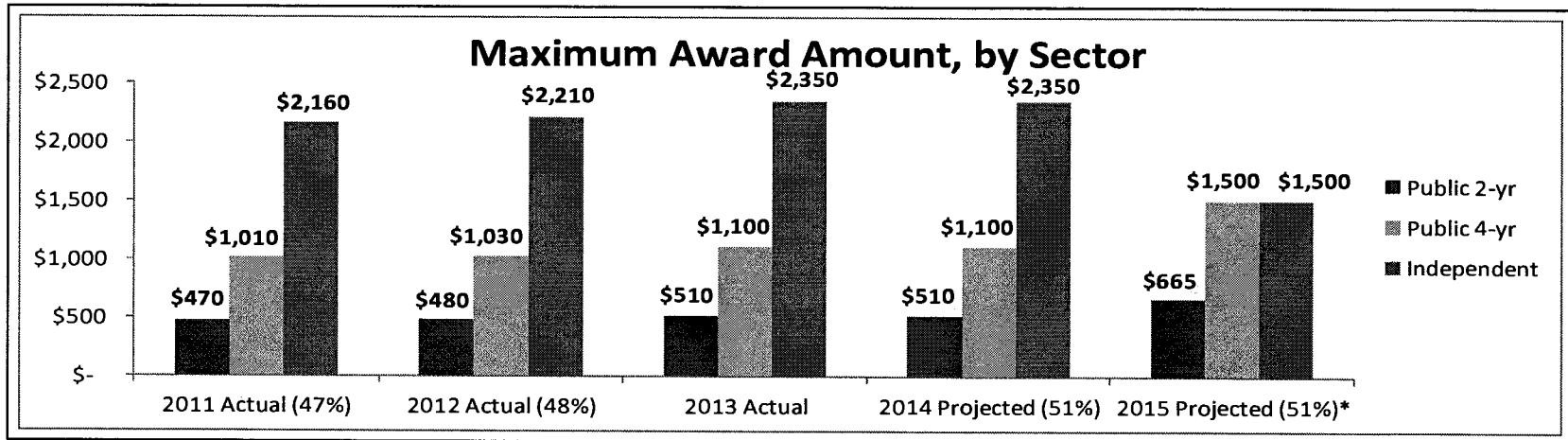
Department of Higher Education	Budget Unit <u>55651C</u>
Division of Missouri Student Grants and Scholarships	
Core - Access Missouri Financial Assistance Program	DI# <u>1555010</u>

**6. PERFORMANCE MEASURES (If new decision item has an associated core, separately identify projected performance with & without additional funding.)**

**6a. Provide an effectiveness measure.**

Number of students with EFC in lowest category (\$500 or less)

FY 2011		FY 2012		FY 2013		FY 2014	FY 2015	FY 2016
Projected	Actual	Projected	Actual	Projected	Actual	Projected	Projected	Projected
25,000	24,630	25,000	27,269	27,500	26,807	27,500	27,500	27,500



Note: Number in parenthesis is percent of statutory maximum the dollar amounts represent.

\*These figures are based on the new award levels established in SB 733 (2010).

**NEW DECISION ITEM**

RANK: \_\_\_\_\_ OF 17

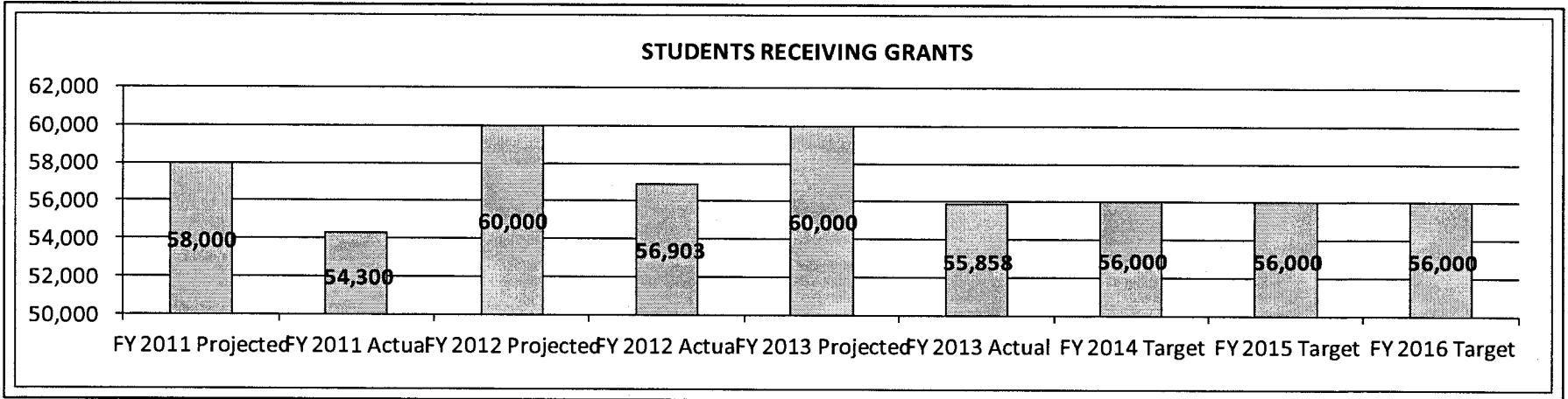
**Department of Higher Education**  
**Division of Missouri Student Grants and Scholarships**  
**Core - Access Missouri Financial Assistance Program**

Budget Unit 55651C  
 DI# 1555010

**6b. Provide an efficiency measure.**  
 Funds Disbursed Within Five Business Days

FY 2011		FY 2012		FY 2013		FY 2014	FY 2015	FY 2016
Projected	Actual	Projected	Actual	Projected	Actual	Projected	Projected	Projected
100%	100%	100%	100%	100%	100%	100%	100%	100%

**6c. Provide the number of clients/individuals served, if applicable.**



**6d. Provide a customer satisfaction measure, if available.**  
 N/A

**7. STRATEGIES TO ACHIEVE THE PERFORMANCE MEASUREMENT TARGETS:**



**DECISION ITEM DETAIL**

Budget Unit	FY 2013	FY 2013	FY 2014	FY 2014	FY 2015	FY 2015	FY 2015	FY 2015
Decision Item	ACTUAL	ACTUAL	BUDGET	BUDGET	DEPT REQ	DEPT REQ	GOV REC	GOV REC
Budget Object Class	DOLLAR	FTE	DOLLAR	FTE	DOLLAR	FTE	DOLLAR	FTE
<b>ACCESS MISSOURI</b>								
Access Missouri Exp Authority - 1555010								
PROGRAM DISTRIBUTIONS	0	0.00	0	0.00	0	0.00	5,000,000	0.00
TOTAL - PD	0	0.00	0	0.00	0	0.00	5,000,000	0.00
<b>GRAND TOTAL</b>	<b>\$0</b>	<b>0.00</b>	<b>\$0</b>	<b>0.00</b>	<b>\$0</b>	<b>0.00</b>	<b>\$5,000,000</b>	<b>0.00</b>
GENERAL REVENUE	\$0	0.00	\$0	0.00	\$0	0.00	\$0	0.00
FEDERAL FUNDS	\$0	0.00	\$0	0.00	\$0	0.00	\$0	0.00
OTHER FUNDS	\$0	0.00	\$0	0.00	\$0	0.00	\$5,000,000	0.00

**DECISION ITEM SUMMARY**

<b>Budget Unit</b>								
<b>Decision Item</b>	<b>FY 2013</b>	<b>FY 2013</b>	<b>FY 2014</b>	<b>FY 2014</b>	<b>FY 2015</b>	<b>FY 2015</b>	<b>FY 2015</b>	<b>FY 2015</b>
<b>Budget Object Summary</b>	<b>ACTUAL</b>	<b>ACTUAL</b>	<b>BUDGET</b>	<b>BUDGET</b>	<b>DEPT REQ</b>	<b>DEPT REQ</b>	<b>GOV REC</b>	<b>GOV REC</b>
<b>Fund</b>	<b>DOLLAR</b>	<b>FTE</b>	<b>DOLLAR</b>	<b>FTE</b>	<b>DOLLAR</b>	<b>FTE</b>	<b>DOLLAR</b>	<b>FTE</b>
<b>A+ SCHOOLS FUND TRANSFER</b>								
<b>CORE</b>								
<b>FUND TRANSFERS</b>								
GENERAL REVENUE	3,641,262	0.00	4,753,878	0.00	4,753,878	0.00	4,753,878	0.00
LOTTERY PROCEEDS	21,009,665	0.00	21,659,448	0.00	21,659,448	0.00	21,659,448	0.00
GUARANTY AGENCY OPERATING	3,000,000	0.00	4,000,000	0.00	0	0.00	0	0.00
TOTAL - TRF	27,650,927	0.00	30,413,326	0.00	26,413,326	0.00	26,413,326	0.00
<b>TOTAL</b>	<b>27,650,927</b>	<b>0.00</b>	<b>30,413,326</b>	<b>0.00</b>	<b>26,413,326</b>	<b>0.00</b>	<b>26,413,326</b>	<b>0.00</b>
<b>NDI - A+ SCHOOLS FUND TRANSFER - 1555004</b>								
<b>FUND TRANSFERS</b>								
GENERAL REVENUE	0	0.00	0	0.00	0	0.00	6,700,000	0.00
LOTTERY PROCEEDS	0	0.00	0	0.00	11,300,000	0.00	0	0.00
TOTAL - TRF	0	0.00	0	0.00	11,300,000	0.00	6,700,000	0.00
<b>TOTAL</b>	<b>0</b>	<b>0.00</b>	<b>0</b>	<b>0.00</b>	<b>11,300,000</b>	<b>0.00</b>	<b>6,700,000</b>	<b>0.00</b>
<b>GRAND TOTAL</b>	<b>\$27,650,927</b>	<b>0.00</b>	<b>\$30,413,326</b>	<b>0.00</b>	<b>\$37,713,326</b>	<b>0.00</b>	<b>\$33,113,326</b>	<b>0.00</b>

**CORE DECISION ITEM**

<b>Department of Higher Education</b>	<b>Budget Unit</b> <u>55644C</u>
<b>Division of Missouri Student Grants and Scholarships</b>	
<b>Core Transfer- A+ Schools Program</b>	

**1. CORE FINANCIAL SUMMARY**

	FY 2015 Budget Request					FY 2015 Governor's Recommendation			
	GR	Federal	Other	Total		GR	Fed	Other	Total
TRF	4,753,878	0	21,659,448	26,413,326	TRF	4,753,878	0	21,659,448	26,413,326
<b>Total</b>	<b>4,753,878</b>	<b>0</b>	<b>21,659,448</b>	<b>26,413,326</b>	<b>Total</b>	<b>4,753,878</b>	<b>0</b>	<b>21,659,448</b>	<b>26,413,326</b>
FTE	0.00	0.00	0.00	0.00	FTE	0.00	0.00	0.00	0.00

<i>Est. Fringe</i>	0	0	0	0
--------------------	---	---	---	---

*Note: Fringes budgeted in House Bill 5 except for certain fringes budgeted directly to MoDOT, Highway Patrol, and Conservation.*

<i>Est. Fringe</i>	0	0	0	0
--------------------	---	---	---	---

*Note: Fringes budgeted in House Bill 5 except for certain fringes budgeted directly to MoDOT, Highway Patrol, and Conservation.*

Other Funds: Lottery Proceeds Fund (0291)

Other Funds: Lottery Proceeds Fund (0291)

Notes:

**2. CORE DESCRIPTION**

This core request is for a transfer from General Revenue and Lottery funds totaling \$26,413,326 to the A+ tuition reimbursement program.

As outlined in the core reconciliation detail (#5), a core reduction is being done to remove a one-time transfer of funds from the Guaranty Agency Operating fund. A new decision item is being requested for \$11,300,000 to replace the lost Guaranty Agency Operating funds and to compensate for program growth.

**CORE DECISION ITEM**

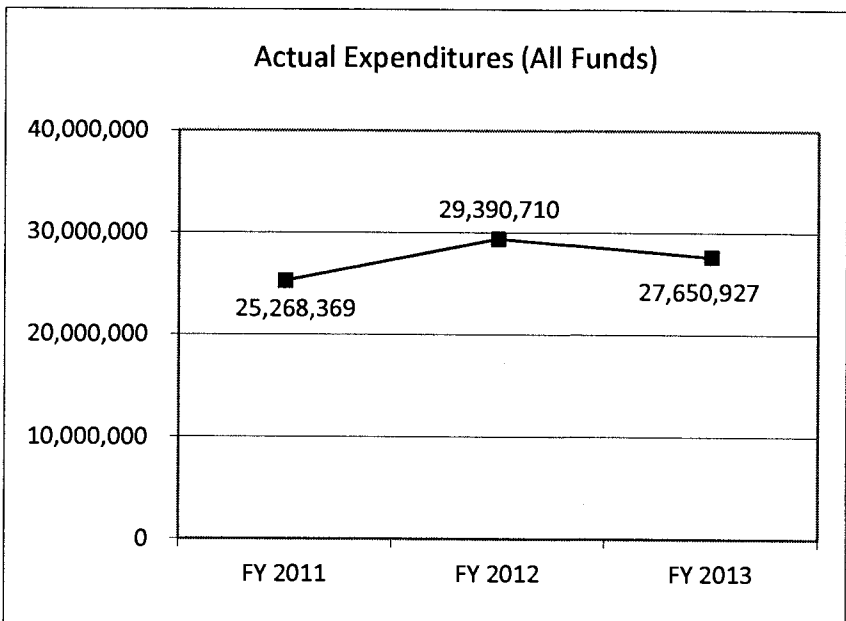
<b>Department of Higher Education</b>	<b>Budget Unit</b> <u>55644C</u>
<b>Division of Missouri Student Grants and Scholarships</b>	
<b>Core Transfer- A+ Schools Program</b>	

**3. PROGRAM LISTING (list programs included in this core funding)**

A+ Schools Program

**4. FINANCIAL HISTORY**

	FY 2011 Actual	FY 2012 Actual	FY 2013 Actual	FY 2014 Current Yr.
Appropriation (All Funds)	25,941,326	29,413,326	29,413,326	30,413,326
Less Reverted (All Funds)	(672,399)	(22,616)	(762,399)	N/A
Budget Authority (All Funds)	25,268,927	29,390,710	28,650,927	N/A
Actual Expenditures (All Funds)	25,268,369	29,390,710	27,650,927	N/A
Unexpended (All Funds)	558	0	1,000,000	N/A
Unexpended, by Fund:				
General Revenue	0	0	0	N/A
Federal	0	0	0	N/A
Other	558	0	1,000,000	N/A



Reverted includes Governor's standard 3 percent reserve (when applicable) and any extraordinary expenditure restrictions.

**NOTES:**

**CORE RECONCILIATION DETAIL**

**DEPARTMENT OF HIGHER EDUCATION**

**A+ SCHOOLS FUND TRANSFER**

**5. CORE RECONCILIATION DETAIL**

	<b>Budget Class</b>	<b>FTE</b>	<b>GR</b>	<b>Federal</b>	<b>Other</b>	<b>Total</b>	<b>Explanation</b>
<b>TAFP AFTER VETOES</b>							
	TRF	0.00	4,753,878	0	25,659,448	30,413,326	
	<b>Total</b>	<b>0.00</b>	<b>4,753,878</b>	<b>0</b>	<b>25,659,448</b>	<b>30,413,326</b>	
<b>DEPARTMENT CORE ADJUSTMENTS</b>							
Core Reduction	1068 T450 TRF	0.00	0	0	(4,000,000)	(4,000,000)	Reduction of one-time transfer of funds
	<b>NET DEPARTMENT CHANGES</b>	<b>0.00</b>	<b>0</b>	<b>0</b>	<b>(4,000,000)</b>	<b>(4,000,000)</b>	
<b>DEPARTMENT CORE REQUEST</b>							
	TRF	0.00	4,753,878	0	21,659,448	26,413,326	
	<b>Total</b>	<b>0.00</b>	<b>4,753,878</b>	<b>0</b>	<b>21,659,448</b>	<b>26,413,326</b>	
<b>GOVERNOR'S RECOMMENDED CORE</b>							
	TRF	0.00	4,753,878	0	21,659,448	26,413,326	
	<b>Total</b>	<b>0.00</b>	<b>4,753,878</b>	<b>0</b>	<b>21,659,448</b>	<b>26,413,326</b>	

**DECISION ITEM DETAIL**

Budget Unit	FY 2013	FY 2013	FY 2014	FY 2014	FY 2015	FY 2015	FY 2015	FY 2015
Decision Item	ACTUAL	ACTUAL	BUDGET	BUDGET	DEPT REQ	DEPT REQ	GOV REC	GOV REC
Budget Object Class	DOLLAR	FTE	DOLLAR	FTE	DOLLAR	FTE	DOLLAR	FTE
<b>A+ SCHOOLS FUND TRANSFER</b>								
<b>CORE</b>								
TRANSFERS OUT	27,650,927	0.00	30,413,326	0.00	26,413,326	0.00	26,413,326	0.00
TOTAL - TRF	27,650,927	0.00	30,413,326	0.00	26,413,326	0.00	26,413,326	0.00
<b>GRAND TOTAL</b>	<b>\$27,650,927</b>	<b>0.00</b>	<b>\$30,413,326</b>	<b>0.00</b>	<b>\$26,413,326</b>	<b>0.00</b>	<b>\$26,413,326</b>	<b>0.00</b>
GENERAL REVENUE	\$3,641,262	0.00	\$4,753,878	0.00	\$4,753,878	0.00	\$4,753,878	0.00
FEDERAL FUNDS	\$0	0.00	\$0	0.00	\$0	0.00	\$0	0.00
OTHER FUNDS	\$24,009,665	0.00	\$25,659,448	0.00	\$21,659,448	0.00	\$21,659,448	0.00

**NEW DECISION ITEM**

RANK: 5 OF 17

<b>Department of Higher Education</b>	<b>Budget Unit</b> <u>55644C</u>
<b>Division of Missouri Student Grants and Scholarships</b>	
<b>Core Transfer - A+ Schools Program</b>	<b>DI#</b> <u>1555004</u>

**1. AMOUNT OF REQUEST**

	FY 2015 Budget Request			
	GR	Federal	Other	Total
PS	0	0	0	0
EE	0	0	0	0
PSD	0	0		0
TRF	0	0	11,300,000	11,300,000
<b>Total</b>	<b>0</b>	<b>0</b>	<b>11,300,000</b>	<b>11,300,000</b>

FTE 0.00 0.00 0.00 0.00

<i>Est. Fringe</i>	0	0	0	0
--------------------	---	---	---	---

*Note: Fringes budgeted in House Bill 5 except for certain fringes budgeted directly to MoDOT, Highway Patrol, and Conservation.*

Other Funds: Lottery Proceeds Fund (0291)

	FY 2015 Governor's Recommendation			
	GR	Federal	Other	Total
PS	0	0	0	0
EE	0	0	0	0
PSD	0	0		0
TRF	6,700,000	0	0	6,700,000
<b>Total</b>	<b>6,700,000</b>	<b>0</b>	<b>0</b>	<b>6,700,000</b>

FTE 0.00 0.00 0.00 0.00

<i>Est. Fringe</i>	0	0	0	0
--------------------	---	---	---	---

*Note: Fringes budgeted in House Bill 5 except for certain fringes budgeted directly to MoDOT, Highway Patrol, and Conservation.*

Other Funds:

**2. THIS REQUEST CAN BE CATEGORIZED AS:**

<input type="checkbox"/> New Legislation	<input type="checkbox"/> New Program	<input type="checkbox"/> Fund Switch
<input type="checkbox"/> Federal Mandate	<input checked="" type="checkbox"/> Program Expansion	<input type="checkbox"/> Cost to Continue
<input type="checkbox"/> GR Pick-Up	<input type="checkbox"/> Space Request	<input type="checkbox"/> Equipment Replacement
<input type="checkbox"/> Pay Plan	<input type="checkbox"/> Other: _____	

**NEW DECISION ITEM**

RANK: 5 OF 17

<u>Department of Higher Education</u>	Budget Unit	<u>55644C</u>
<u>Division of Missouri Student Grants and Scholarships</u>		
<u>Core Transfer - A+ Schools Program</u>	DI#	<u>1555004</u>

**3. WHY IS THIS FUNDING NEEDED? PROVIDE AN EXPLANATION FOR ITEMS CHECKED IN #2. INCLUDE THE FEDERAL OR STATE STATUTORY OR CONSTITUTIONAL AUTHORIZATION FOR THIS PROGRAM.**

Statutory authority for the A+ Program is found in 160.545, RSMo. The tuition reimbursement component of the program was transferred to the MDHE pursuant to Executive Order 10-16. The school improvement component of the program remains with the Department of Elementary and Secondary Education. In 2012 DESE designated 58 high schools as A+ schools. In April 2013 DESE designated 118 high schools as A+ schools, bringing the total number of designated A+ high schools to 520. As a result of these recent designations, the number of students that will receive the scholarship is expected to grow by 11 percent between FY 2014 and FY 2015. In addition, there is \$4 million in Guaranty Agency Loan Operating funds available in FY 2014 that will not be available in FY 2015. The Governor recommended a general revenue transfer of \$6.7 million. The increase would replace the \$4 million in lost Guaranty Agency Operating funds and would help fund the 1,600 new students expected to enter the program in FY 2015.

**4. DESCRIBE THE DETAILED ASSUMPTIONS USED TO DERIVE THE SPECIFIC REQUESTED AMOUNT. (How did you determine that the requested number of FTE were appropriate? From what source or standard did you derive the requested levels of funding? Were alternatives such as outsourcing or automation considered? If based on new legislation, does request tie to TAFP fiscal note? If not, explain why. Detail which portions of the request are one-times and how those amounts were calculated.)**

The Governor recommended a transfer of \$6.7 million general revenue funds to the A+ Schools Program.



**NEW DECISION ITEM**

RANK: 5 OF 17

<b>Department of Higher Education</b>	<b>Budget Unit</b>	<u>55644C</u>
<b>Division of Missouri Student Grants and Scholarships</b>		
<b>Core Transfer - A+ Schools Program</b>	<b>DI#</b>	<u>1555004</u>

**5. BREAK DOWN THE REQUEST BY BUDGET OBJECT CLASS, JOB CLASS, AND FUND SOURCE. IDENTIFY ONE-TIME COSTS.**

Budget Object Class/Job Class	Dept Req		Dept Req		Dept Req		Dept Req		Dept Req	Dept Req	Dept Req	
	GR	Dept Req	FED	Dept Req	OTHER	Dept Req	TOTAL	TOTAL	One-Time			
	DOLLARS	GR	FTE	DOLLARS	FED	FTE	DOLLARS	OTHER	FTE	DOLLARS	FTE	DOLLARS
										0	0.0	
<b>Total PS</b>	<u>0</u>		0.0	0		0.0	0		0.0	0	0.0	0
										0		
<b>Total EE</b>	<u>0</u>			0			0			0		0
Program Distributions										0		
<b>Total PSD</b>	<u>0</u>			0			0			0		0
Transfers							11,300,000			11,300,000		
<b>Total TRF</b>	<u>0</u>			0			11,300,000			11,300,000		0
<b>Grand Total</b>	<u>0</u>		0.0	0		0.0	11,300,000		0.0	11,300,000	0.0	0

**NEW DECISION ITEM**

RANK: 5 OF 17

<b>Department of Higher Education</b>	<b>Budget Unit</b>	<u>55644C</u>
<b>Division of Missouri Student Grants and Scholarships</b>		
<b>Core Transfer - A+ Schools Program</b>	<b>DI#</b>	<u>1555004</u>

Budget Object Class/Job Class	Gov Rec	Gov Rec	Gov Rec	Gov Rec	Gov Rec	Gov Rec	Gov Rec	Gov Rec	Gov Rec	Gov Rec
	GR DOLLARS	GR FTE	FED DOLLARS	FED FTE	OTHER DOLLARS	OTHER FTE	TOTAL DOLLARS	TOTAL FTE	One-Time DOLLARS	
<b>Total PS</b>	0	0.0	0	0.0	0	0.0	0	0.0	0	0.0
<b>Total EE</b>	0		0		0		0		0	
Program Distributions										
<b>Total PSD</b>	0		0		0		0		0	
Transfers	6,700,000						6,700,000			
<b>Total TRF</b>	6,700,000		0		0		6,700,000		0	
<b>Grand Total</b>	6,700,000	0.0	0	0.0	0	0.0	6,700,000	0.0	0	

**6. PERFORMANCE MEASURES (If new decision item has an associated core, separately identify projected performance with & without additional funding.)**

- 6a. Provide an effectiveness measure.  
N/A
- 6b. Provide an efficiency measure.  
N/A
- 6c. Provide the number of clients/individuals served, if applicable.  
N/A
- 6d. Provide a customer satisfaction measure, if available.  
N/A

**7. STRATEGIES TO ACHIEVE THE PERFORMANCE MEASUREMENT TARGETS:**

**DECISION ITEM DETAIL**

Budget Unit	FY 2013	FY 2013	FY 2014	FY 2014	FY 2015	FY 2015	FY 2015	FY 2015
Decision Item	ACTUAL	ACTUAL	BUDGET	BUDGET	DEPT REQ	DEPT REQ	GOV REC	GOV REC
Budget Object Class	DOLLAR	FTE	DOLLAR	FTE	DOLLAR	FTE	DOLLAR	FTE
<b>A+ SCHOOLS FUND TRANSFER</b>								
<b>NDI - A+ SCHOOLS FUND TRANSFER - 1555004</b>								
TRANSFERS OUT	0	0.00	0	0.00	11,300,000	0.00	6,700,000	0.00
TOTAL - TRF	0	0.00	0	0.00	11,300,000	0.00	6,700,000	0.00
<b>GRAND TOTAL</b>	<b>\$0</b>	<b>0.00</b>	<b>\$0</b>	<b>0.00</b>	<b>\$11,300,000</b>	<b>0.00</b>	<b>\$6,700,000</b>	<b>0.00</b>
GENERAL REVENUE	\$0	0.00	\$0	0.00	\$0	0.00	\$6,700,000	0.00
FEDERAL FUNDS	\$0	0.00	\$0	0.00	\$0	0.00	\$0	0.00
OTHER FUNDS	\$0	0.00	\$0	0.00	\$11,300,000	0.00	\$0	0.00

**DECISION ITEM SUMMARY**

Budget Unit									
Decision Item	FY 2013	FY 2013	FY 2014	FY 2014	FY 2015	FY 2015	FY 2015	FY 2015	FY 2015
Budget Object Summary	ACTUAL	ACTUAL	BUDGET	BUDGET	DEPT REQ	DEPT REQ	GOV REC	GOV REC	GOV REC
Fund	DOLLAR	FTE	DOLLAR	FTE	DOLLAR	FTE	DOLLAR	FTE	DOLLAR
<b>A+ SCHOOLS PROGRAM</b>									
<b>CORE</b>									
PROGRAM-SPECIFIC									
A+ SCHOOLS FUND	28,840,018	0.00	35,000,000	0.00	35,000,000	0.00	35,000,000	0.00	35,000,000
TOTAL - PD	28,840,018	0.00	35,000,000	0.00	35,000,000	0.00	35,000,000	0.00	35,000,000
<b>TOTAL</b>	<b>28,840,018</b>	<b>0.00</b>	<b>35,000,000</b>	<b>0.00</b>	<b>35,000,000</b>	<b>0.00</b>	<b>35,000,000</b>	<b>0.00</b>	<b>35,000,000</b>
<b>NDI - A+ SCHOOLS PROGRAM - 1555005</b>									
PROGRAM-SPECIFIC									
A+ SCHOOLS FUND	0	0.00	0	0.00	11,300,000	0.00	0	0.00	0
TOTAL - PD	0	0.00	0	0.00	11,300,000	0.00	0	0.00	0
<b>TOTAL</b>	<b>0</b>	<b>0.00</b>	<b>0</b>	<b>0.00</b>	<b>11,300,000</b>	<b>0.00</b>	<b>0</b>	<b>0.00</b>	<b>0</b>
<b>GRAND TOTAL</b>	<b>\$28,840,018</b>	<b>0.00</b>	<b>\$35,000,000</b>	<b>0.00</b>	<b>\$46,300,000</b>	<b>0.00</b>	<b>\$35,000,000</b>	<b>0.00</b>	<b>0.00</b>

**CORE DECISION ITEM**

<b>Department of Higher Education</b>	<b>Budget Unit</b> <u>55654C</u>
<b>Division of Missouri Student Grants and Scholarships</b>	
<b>Core - A+ Schools Program</b>	

**1. CORE FINANCIAL SUMMARY**

	FY 2015 Budget Request					FY 2015 Governor's Recommendation			
	GR	Federal	Other	Total		GR	Federal	Other	Total
PS	0	0	0	0	PS	0	0	0	0
EE	0	0	0	0	EE	0	0	0	0
PSD	0	0	35,000,000	35,000,000	PSD	0	0	35,000,000	35,000,000
<b>Total</b>	<b>0</b>	<b>0</b>	<b>35,000,000</b>	<b>35,000,000</b>	<b>Total</b>	<b>0</b>	<b>0</b>	<b>35,000,000</b>	<b>35,000,000</b>
FTE	0.00	0.00	0.00	0.00	FTE	0.00	0.00	0.00	0.00

<b>Est. Fringe</b>	0	0	0	0
--------------------	---	---	---	---

*Note: Fringes budgeted in House Bill 5 except for certain fringes budgeted directly to MoDOT, Highway Patrol, and Conservation.*

<b>Est. Fringe</b>	0	0	0	0
--------------------	---	---	---	---

*Note: Fringes budgeted in House Bill 5 except for certain fringes budgeted directly to MoDOT, Highway Patrol, and Conservation.*

Other Funds: A+ Schools Fund (0955)

Other Funds: A+ Schools Fund (0955)

Note:

Notes:

**2. CORE DESCRIPTION**

The A+ program is a school improvement initiative established by the Outstanding Schools Act of 1993 and described in Section 160.545, RSMo. In addition to high school designation, the A+ program provides tuition reimbursement to eligible graduates of designated high schools to attend public community colleges, public vocational or technical schools, or private career technical schools that meet the criteria outlined in Section 160.545, RSMo. The tuition reimbursement component was transferred to the MDHE pursuant to Executive Order 10-16. In April 2013 the Department of Elementary and Secondary Education designated the last eligible high schools. An additional 118 high schools were added, bringing the total number of designated high schools to 520. This decision item is to provide funds for only the tuition reimbursement component.

**As outlined in the core reconciliation detail (#5), a new decision item is being requested for \$11,300,000 to replace lost Guaranty Agency Operating funds and to compensate for program growth.**

**CORE DECISION ITEM**

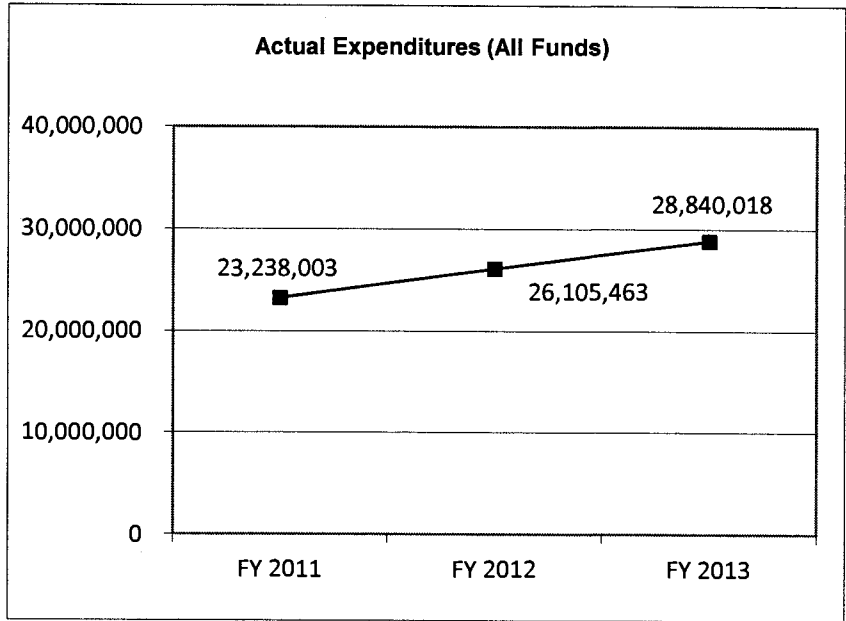
<b>Department of Higher Education</b>	<b>Budget Unit</b> <u>55654C</u>
<b>Division of Missouri Student Grants and Scholarships</b>	
<b>Core - A+ Schools Program</b>	

**3. PROGRAM LISTING (list programs included in this core funding)**

A+ Schools Program

**4. FINANCIAL HISTORY**

	FY 2011 Actual	FY 2012 Actual	FY 2013 Actual	FY 2014 Current Yr.
Appropriation (All Funds)	25,941,326	29,413,326	33,000,000	35,000,000
Less Reverted (All Funds)	0	0	0	N/A
Budget Authority (All Funds)	25,941,326	29,413,326	33,000,000	N/A
Actual Expenditures (All Funds)	23,238,003	26,105,463	28,840,018	N/A
Unexpended (All Funds)	2,703,323	3,307,863	4,159,982	N/A
Unexpended, by Fund:				
General Revenue	0	0	0	N/A
Federal	0	0	0	N/A
Other	2,703,323	3,307,863	4,159,982	N/A
		(1)	(2)	



Reverted includes Governor's standard 3 percent reserve (when applicable) and any extraordinary expenditure restrictions.

- NOTES:**
- (1) Actual expenditures were \$26,107,059; the difference is due to the means by which the state financial system reflects a check cancellation and reissuance of a payment that occurred, and a returned check accounted for as a negative expenditure
  - (2) Includes \$3,586,674 in additional spending authority due to the removal of the estimated appropriation by the legislature

**CORE RECONCILIATION DETAIL**

**DEPARTMENT OF HIGHER EDUCATION**

**A+ SCHOOLS PROGRAM**

**5. CORE RECONCILIATION DETAIL**

	<b>Budget Class</b>	<b>FTE</b>	<b>GR</b>	<b>Federal</b>	<b>Other</b>	<b>Total</b>	<b>Explanation</b>
<b>TAFP AFTER VETOES</b>							
	PD	0.00	0	0	35,000,000	35,000,000	
	<b>Total</b>	<b>0.00</b>	<b>0</b>	<b>0</b>	<b>35,000,000</b>	<b>35,000,000</b>	
<b>DEPARTMENT CORE REQUEST</b>							
	PD	0.00	0	0	35,000,000	35,000,000	
	<b>Total</b>	<b>0.00</b>	<b>0</b>	<b>0</b>	<b>35,000,000</b>	<b>35,000,000</b>	
<b>GOVERNOR'S RECOMMENDED CORE</b>							
	PD	0.00	0	0	35,000,000	35,000,000	
	<b>Total</b>	<b>0.00</b>	<b>0</b>	<b>0</b>	<b>35,000,000</b>	<b>35,000,000</b>	

**DECISION ITEM DETAIL**

Budget Unit	FY 2013	FY 2013	FY 2014	FY 2014	FY 2015	FY 2015	FY 2015	FY 2015
Decision Item	ACTUAL	ACTUAL	BUDGET	BUDGET	DEPT REQ	DEPT REQ	GOV REC	GOV REC
Budget Object Class	DOLLAR	FTE	DOLLAR	FTE	DOLLAR	FTE	DOLLAR	FTE
<b>A+ SCHOOLS PROGRAM</b>								
<b>CORE</b>								
PROGRAM DISTRIBUTIONS	28,840,018	0.00	35,000,000	0.00	35,000,000	0.00	35,000,000	0.00
TOTAL - PD	28,840,018	0.00	35,000,000	0.00	35,000,000	0.00	35,000,000	0.00
<b>GRAND TOTAL</b>	<b>\$28,840,018</b>	<b>0.00</b>	<b>\$35,000,000</b>	<b>0.00</b>	<b>\$35,000,000</b>	<b>0.00</b>	<b>\$35,000,000</b>	<b>0.00</b>
GENERAL REVENUE	\$0	0.00	\$0	0.00	\$0	0.00	\$0	0.00
FEDERAL FUNDS	\$0	0.00	\$0	0.00	\$0	0.00	\$0	0.00
OTHER FUNDS	\$28,840,018	0.00	\$35,000,000	0.00	\$35,000,000	0.00	\$35,000,000	0.00



**PROGRAM DESCRIPTION**

**Department of Higher Education**

**A+ Schools Program**

**Program is found in the following core budget(s): A+ Schools Program**

**1. What does this program do?**

This program provides tuition and fee reimbursement to eligible graduates of designated high schools to attend public community colleges, public vocational or technical schools, or private two-year vocational or technical schools that meet the criteria outlined in Section 160.545, RSMo.

**2. What is the authorization for this program, i.e., federal or state statute, etc.? (Include the federal program number, if applicable.)**

Section 160.545, RSMo.

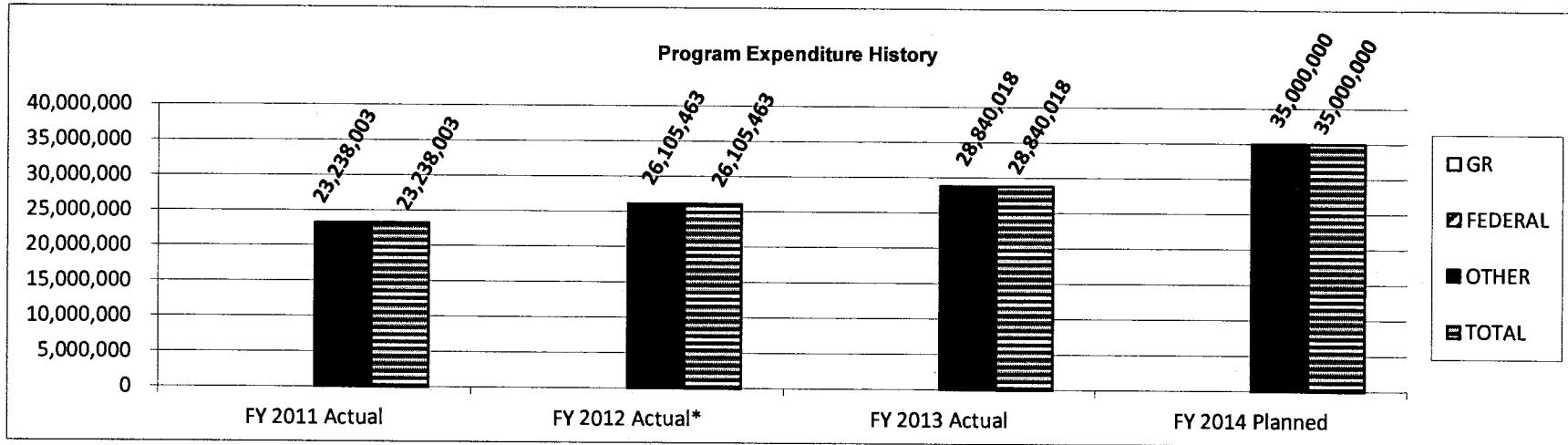
**3. Are there federal matching requirements? If yes, please explain.**

No. Students who qualify for federal non-repayable financial aid, such as Pell grant, will have their A+ reimbursement reduced by a corresponding amount.

**4. Is this a federally mandated program? If yes, please explain.**

No

**5. Provide actual expenditures for the prior three fiscal years and planned expenditures for the current fiscal year.**



\*Actual expenditures were \$26,107,059; the difference is due to the means by which the state financial system reflects a check cancellation and reissuance of a payment that occurred, and a returned check accounted for as a negative expenditure

**6. What are the sources of the "Other" funds?**

A+ Schools Fund (0955)

**PROGRAM DESCRIPTION**

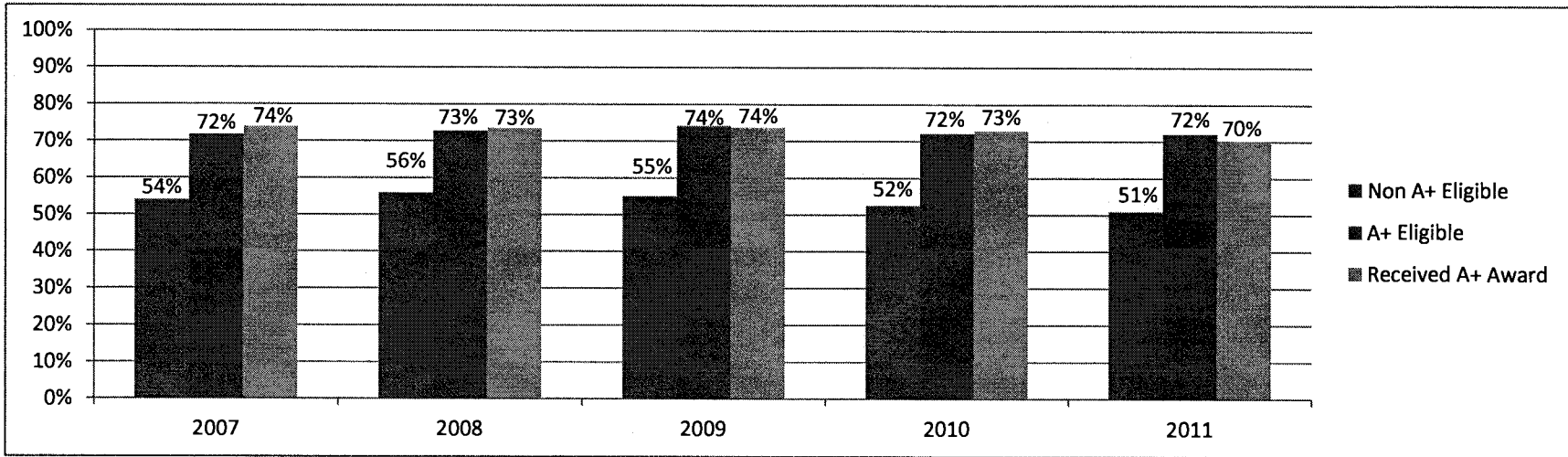
**Department of Higher Education**

**A+ Schools Program**

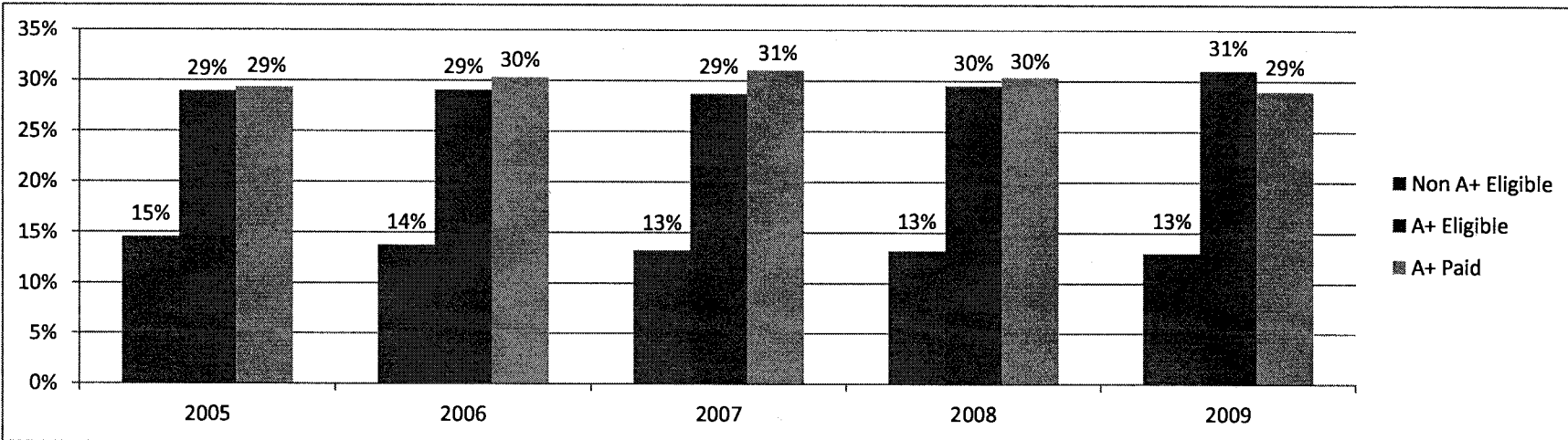
**Program is found in the following core budget(s): A+ Schools Program**

**7a. Provide an effectiveness measure.**

**Student Persistence at Public Community Colleges**



**Three-year Student Completion Rates at Public Community Colleges**

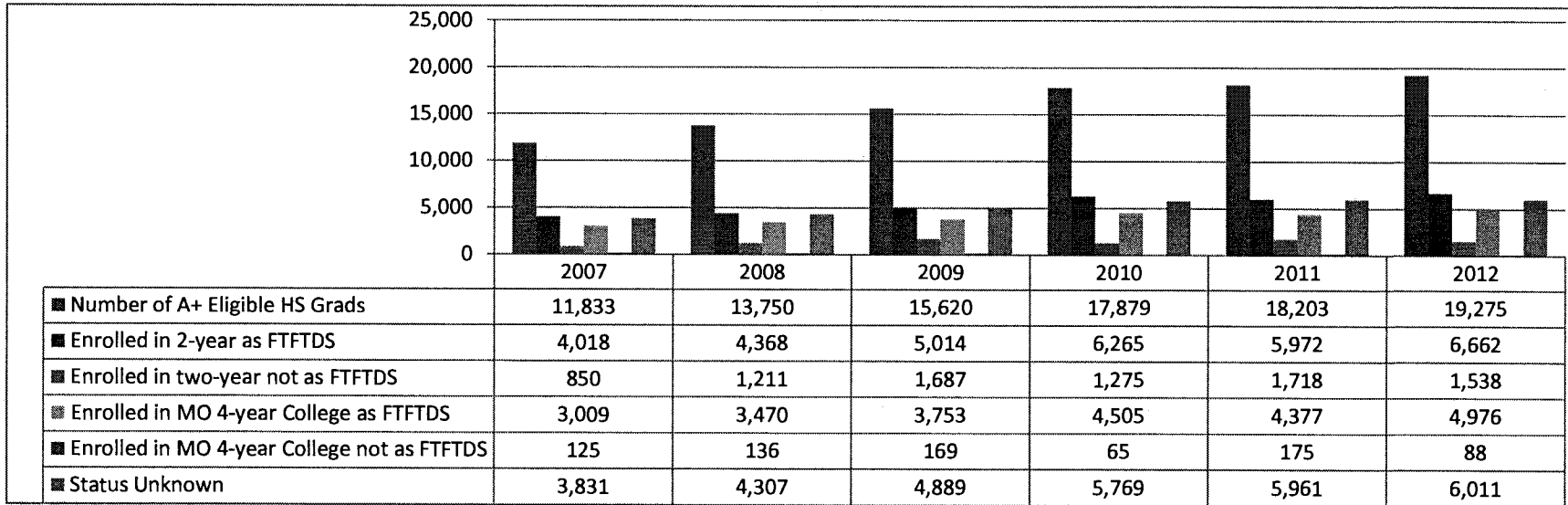


**PROGRAM DESCRIPTION**

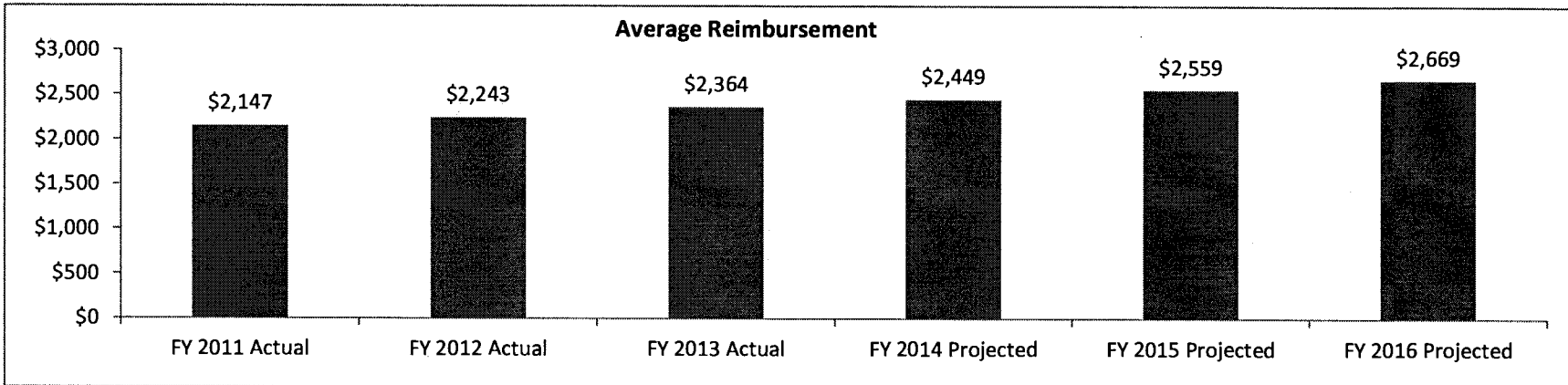
**Department of Higher Education**

**A+ Schools Program**

**Program is found in the following core budget(s): A+ Schools Program**



Note: FTFTDS--First-time, full-time students. This chart does not include information for those students attending Career-Technical Schools.



**PROGRAM DESCRIPTION**

<b>Department of Higher Education</b>						
<b>A+ Schools Program</b>						
<b>Program is found in the following core budget(s): A+ Schools Program</b>						
<b>7b.</b>	<b>Provide an efficiency measure.</b>					
	N/A					
<b>7c.</b>	<b>Provide the number of clients/individuals served, if applicable.</b>					
	FY 2011 Actual	FY 2012 Actual	FY 2013 Actual	FY 2014 Projected	FY 2015 Projected	FY 2016 Projected
Number of Unduplicated A+ Students Paid	10,805	11,587	12,090	13,400	15,000	15,000
Number of designated schools*	363	402	520	520	520	520
	*For informational purposes only - The Department of Higher Education does not have the authority to designate A+ schools.					
<b>7d.</b>	<b>Provide a customer satisfaction measure, if available.</b>					
	N/A					

**NEW DECISION ITEM**

RANK: 5 OF 17

<b>Department of Higher Education</b>	<b>Budget Unit</b> <u>55654C</u>
<b>Division of Missouri Student Grants and Scholarships</b>	
<b>DI Name - A+ Schools Program</b>	<b>DI#</b> <u>1555005</u>

**1. AMOUNT OF REQUEST**

	FY 2015 Budget Request					FY 2015 Governor's Recommendation			
	GR	Federal	Other	Total		GR	Federal	Other	Total
PS	0	0	0	0	PS	0	0	0	0
EE	0	0	0	0	EE	0	0	0	0
PSD	0	0	11,300,000	11,300,000	PSD	0	0	0	0
TRF	0	0	0	0	TRF	0	0	0	0
<b>Total</b>	<b>0</b>	<b>0</b>	<b>11,300,000</b>	<b>11,300,000</b>	<b>Total</b>	<b>0</b>	<b>0</b>	<b>0</b>	<b>0</b>
FTE	0.00	0.00	0.00	0.00	FTE	0.00	0.00	0.00	0.00

<b>Est. Fringe</b>	0	0	0	0
--------------------	---	---	---	---

*Note: Fringes budgeted in House Bill 5 except for certain fringes budgeted directly to MoDOT, Highway Patrol, and Conservation.*

<b>Est. Fringe</b>	0	0	0	0
--------------------	---	---	---	---

*Note: Fringes budgeted in House Bill 5 except for certain fringes budgeted directly to MoDOT, Highway Patrol, and Conservation.*

Other Funds: A+ Schools Fund (0955)

Other Funds:

**2. THIS REQUEST CAN BE CATEGORIZED AS:**

<input type="checkbox"/> New Legislation	<input type="checkbox"/> New Program	<input type="checkbox"/> Fund Switch
<input type="checkbox"/> Federal Mandate	<input checked="" type="checkbox"/> Program Expansion	<input type="checkbox"/> Cost to Continue
<input type="checkbox"/> GR Pick-Up	<input type="checkbox"/> Space Request	<input type="checkbox"/> Equipment Replacement
<input type="checkbox"/> Pay Plan	<input type="checkbox"/> Other: _____	
_____	_____	
_____	_____	
_____	_____	

**NEW DECISION ITEM**

RANK:     5                          OF     17    

<b>Department of Higher Education</b>	<b>Budget Unit</b>	<u>    55654C    </u>
<b>Division of Missouri Student Grants and Scholarships</b>		
<b>DI Name - A+ Schools Program</b>	<b>DI#</b>	<u>    1555005    </u>

**3. WHY IS THIS FUNDING NEEDED? PROVIDE AN EXPLANATION FOR ITEMS CHECKED IN #2. INCLUDE THE FEDERAL OR STATE STATUTORY OR CONSTITUTIONAL AUTHORIZATION FOR THIS PROGRAM.**

Statutory authority for the A+ Program is found in 160.545, RSMo. The tuition reimbursement component of the program was transferred to the MDHE pursuant to Executive Order 10-16. The school improvement component of the program remains with the Department of Elementary and Secondary Education. In 2012 DESE designated 58 high schools as A+ schools. In April 2013 DESE designated 118 high schools as A+ schools, bringing the total number of designated A+ high schools to 520. As a result of these recent designations, the number of students that will receive the scholarship is expected to grow by 11 percent between FY 2014 and FY 2015. In addition, there is \$4 million in Guaranty Agency Loan Operating funds available in FY 2014 that will not be available in FY 2015. The requested increase is from Lottery totaling \$11,300,000. The increase would replace the \$4 million in lost Guaranty Agency Operating funds and would fund the 1,600 new students expected to enter the program in FY 2015.

**4. DESCRIBE THE DETAILED ASSUMPTIONS USED TO DERIVE THE SPECIFIC REQUESTED AMOUNT. (How did you determine that the requested number of FTE were appropriate? From what source or standard did you derive the requested levels of funding? Were alternatives such as outsourcing or automation considered? If based on new legislation, does request tie to TAFP fiscal note? If not, explain why. Detail which portions of the request are one-times and how those amounts were calculated.)**

The program is expected to fund 15,000 students in FY 2015 with an average award of \$2,559. The average award anticipates a tuition increase of 8 percent between FY 2013 and FY 2015 (approximately 4 percent each year). Therefore, the cost of the program for FY2015 is projected to be \$38.4 million. Under the current appropriation levels and based on FY 2014 projections, the MDHE estimates a \$1.5 million beginning cash balance and \$25.6 million core transfer, totaling \$27.1 million available to fund scholarships in FY 2015. The \$11.3 million requested is the difference between the \$38.4 million projected program cost and \$27.1 million estimated available funding based on current appropriation levels. Four million of the request is needed to replace lost Guaranty Agency Operating funds and \$7.3 million is needed to compensate for program growth.

**NEW DECISION ITEM**

RANK: 5 OF 17

<b>Department of Higher Education</b>	<b>Budget Unit</b>	<u>55654C</u>
<b>Division of Missouri Student Grants and Scholarships</b>		
<b>DI Name - A+ Schools Program</b>	<b>DI#</b>	<u>1555005</u>

**5. BREAK DOWN THE REQUEST BY BUDGET OBJECT CLASS, JOB CLASS, AND FUND SOURCE. IDENTIFY ONE-TIME COSTS.**

Budget Object Class/Job Class	Dept Req			Dept Req			Dept Req		Dept Req		Dept Req	
	Dept Req GR DOLLARS	Dept Req GR	FTE	FED DOLLARS	Dept Req FED	FTE	OTHER DOLLARS	Dept Req OTHER	FTE	TOTAL DOLLARS	TOTAL FTE	One-Time DOLLARS
										0	0.0	
<b>Total PS</b>	<u>0</u>		0.0	0		0.0	0		0.0	0	0.0	0
										0		
<b>Total EE</b>	<u>0</u>			<u>0</u>			<u>0</u>			0		0
Program Distributions							11,300,000			11,300,000		
<b>Total PSD</b>	<u>0</u>			<u>0</u>			<u>11,300,000</u>			<u>11,300,000</u>		<u>0</u>
Transfers												
<b>Total TRF</b>	<u>0</u>			<u>0</u>			<u>0</u>			0		0
<b>Grand Total</b>	<u>0</u>		<u>0.0</u>	<u>0</u>		<u>0.0</u>	<u>11,300,000</u>		<u>0.0</u>	<u>11,300,000</u>	<u>0.0</u>	<u>0</u>

NEW DECISION ITEM

RANK: 5 OF 17

Department of Higher Education	Budget Unit	55654C
Division of Missouri Student Grants and Scholarships		
DI Name - A+ Schools Program	DI#	1555005

Budget Object Class/Job Class	Gov Rec GR DOLLARS	Gov Rec GR	FTE	Gov Rec FED DOLLARS	Gov Rec FED	FTE	Gov Rec OTHER DOLLARS	Gov Rec OTHER FTE	Gov Rec TOTAL DOLLARS	Gov Rec TOTAL FTE	Gov Rec One-Time DOLLARS
									0	0.0	
									0	0.0	
Total PS	0	0.0		0		0.0	0	0.0	0	0.0	0
Total EE	0			0			0		0		0
Program Distributions									0		
Total PSD	0			0			0		0		0
Transfers											
Total TRF	0			0			0		0		0
Grand Total	0	0.0		0		0.0	0	0.0	0	0.0	0



NEW DECISION ITEM

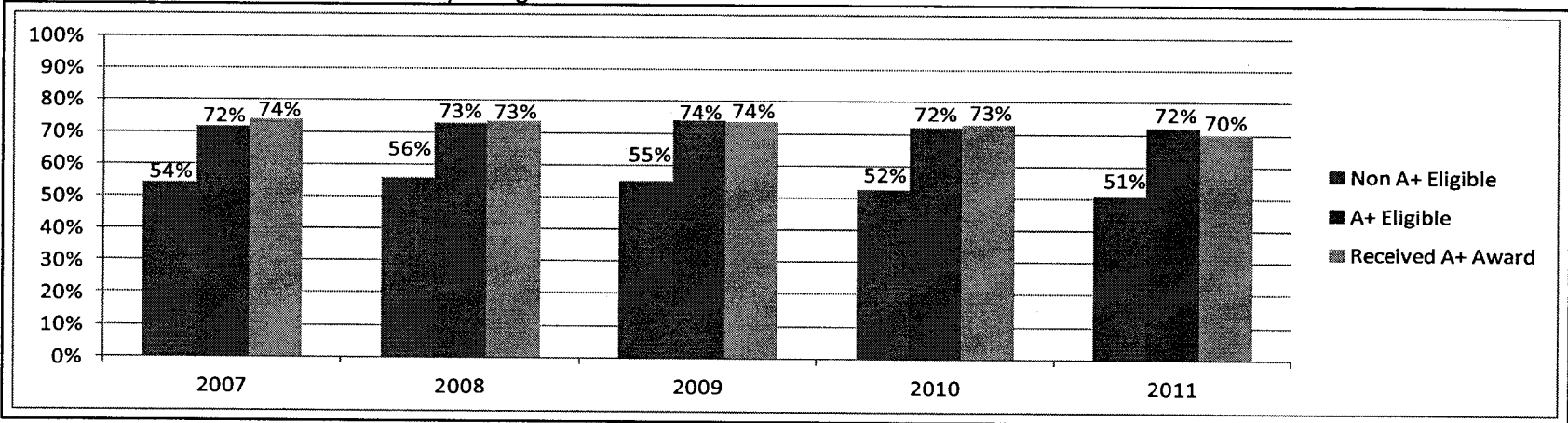
RANK: 5 OF 17

Department of Higher Education	Budget Unit	55654C
Division of Missouri Student Grants and Scholarships		
DI Name - A+ Schools Program	DI#	1555005

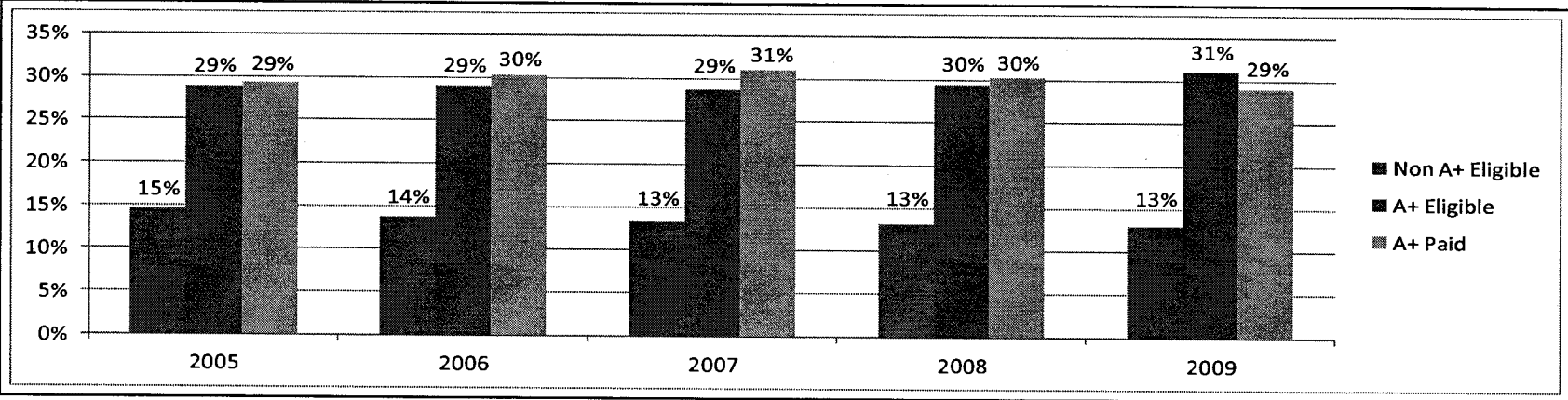
6. PERFORMANCE MEASURES (If new decision item has an associated core, separately identify projected performance with & without additional funding.)

6a. Provide an effectiveness measure.

Student Persistence at Public Community Colleges



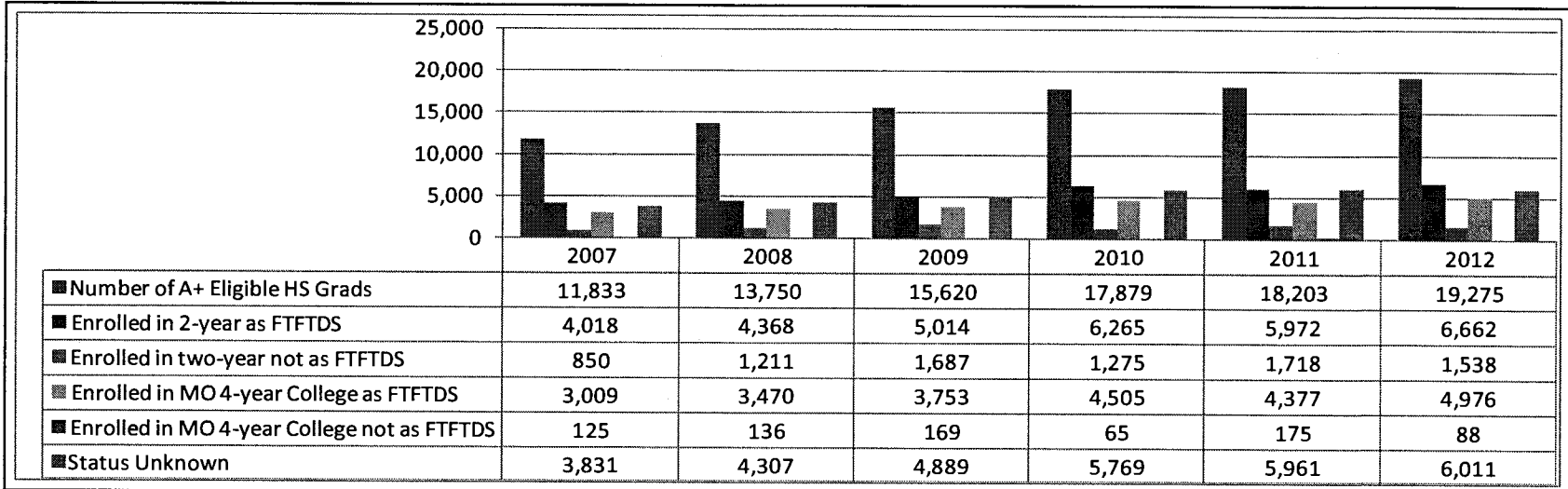
Three-year Student Completion Rates at Public Community Colleges



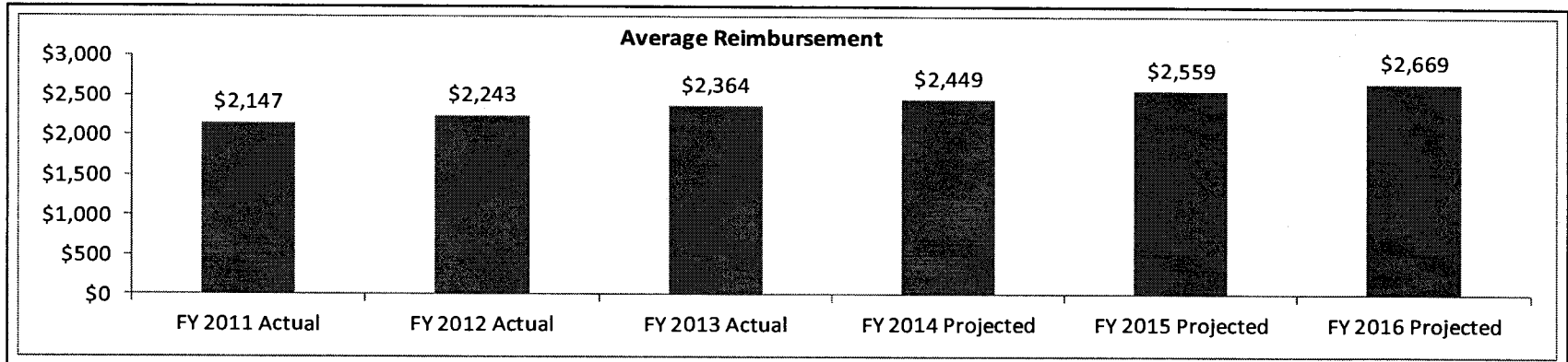
**NEW DECISION ITEM**

RANK: 5 OF 17

<b>Department of Higher Education</b>	<b>Budget Unit</b> <u>55654C</u>
<b>Division of Missouri Student Grants and Scholarships</b>	
<b>DI Name - A+ Schools Program</b>	<b>DI#</b> <u>1555005</u>



Note: FTFTDS--First-time, full-time students. This chart does not include information for those students attending Career-Technical Schools.



**NEW DECISION ITEM**

RANK: 5 OF 17

Department of Higher Education	Budget Unit	55654C
Division of Missouri Student Grants and Scholarships		
DI Name - A+ Schools Program	DI#	1555005

**6b. Provide an efficiency measure.**  
N/A

**6c. Provide the number of clients/individuals served, if applicable.**

	FY 2011 Actual	FY 2012 Actual	FY 2013 Actual	FY 2014 Projected	FY 2015 Projected	FY 2016 Projected
Number of Unduplicated A+ Students Paid	10,805	11,587	12,090	13,400	15,000	15,000
Number of designated schools*	363	402	520	520	520	520

\*For informational purposes only - The Department of Higher Education does not have the authority to designate A+ schools.

**6d. Provide a customer satisfaction measure, if available.**  
N/A

**7. STRATEGIES TO ACHIEVE THE PERFORMANCE MEASUREMENT TARGETS:**

**DECISION ITEM DETAIL**

Budget Unit	FY 2013	FY 2013	FY 2014	FY 2014	FY 2015	FY 2015	FY 2015	FY 2015
Decision Item	ACTUAL	ACTUAL	BUDGET	BUDGET	DEPT REQ	DEPT REQ	GOV REC	GOV REC
Budget Object Class	DOLLAR	FTE	DOLLAR	FTE	DOLLAR	FTE	DOLLAR	FTE
<b>A+ SCHOOLS PROGRAM</b>								
<b>NDI - A+ SCHOOLS PROGRAM - 1555005</b>								
PROGRAM DISTRIBUTIONS	0	0.00	0	0.00	11,300,000	0.00	0	0.00
TOTAL - PD	0	0.00	0	0.00	11,300,000	0.00	0	0.00
<b>GRAND TOTAL</b>	<b>\$0</b>	<b>0.00</b>	<b>\$0</b>	<b>0.00</b>	<b>\$11,300,000</b>	<b>0.00</b>	<b>\$0</b>	<b>0.00</b>
GENERAL REVENUE	\$0	0.00	\$0	0.00	\$0	0.00		0.00
FEDERAL FUNDS	\$0	0.00	\$0	0.00	\$0	0.00		0.00
OTHER FUNDS	\$0	0.00	\$0	0.00	\$11,300,000	0.00		0.00

**DECISION ITEM SUMMARY**

<b>Budget Unit</b>								
<b>Decision Item</b>	<b>FY 2013</b>	<b>FY 2013</b>	<b>FY 2014</b>	<b>FY 2014</b>	<b>FY 2015</b>	<b>FY 2015</b>	<b>FY 2015</b>	<b>FY 2015</b>
<b>Budget Object Summary</b>	<b>ACTUAL</b>	<b>ACTUAL</b>	<b>BUDGET</b>	<b>BUDGET</b>	<b>DEPT REQ</b>	<b>DEPT REQ</b>	<b>GOV REC</b>	<b>GOV REC</b>
<b>Fund</b>	<b>DOLLAR</b>	<b>FTE</b>	<b>DOLLAR</b>	<b>FTE</b>	<b>DOLLAR</b>	<b>FTE</b>	<b>DOLLAR</b>	<b>FTE</b>
<b>ADVANCED PLACEMENT GRANTS</b>								
<b>CORE</b>								
<b>PROGRAM-SPECIFIC</b>								
AP INCENTIVE GRANT	16,500	0.00	100,000	0.00	100,000	0.00	100,000	0.00
TOTAL - PD	16,500	0.00	100,000	0.00	100,000	0.00	100,000	0.00
<b>TOTAL</b>	<b>16,500</b>	<b>0.00</b>	<b>100,000</b>	<b>0.00</b>	<b>100,000</b>	<b>0.00</b>	<b>100,000</b>	<b>0.00</b>
<b>GRAND TOTAL</b>	<b>\$16,500</b>	<b>0.00</b>	<b>\$100,000</b>	<b>0.00</b>	<b>\$100,000</b>	<b>0.00</b>	<b>\$100,000</b>	<b>0.00</b>

**CORE DECISION ITEM**

<b>Department of Higher Education</b>					<b>Budget Unit</b> <u>55625C</u>				
<b>Division of Missouri Student Grants and Scholarships</b>									
<b>Core - Advanced Placement Incentive Grant</b>									
<b>1. CORE FINANCIAL SUMMARY</b>									
	<b>FY 2015 Budget Request</b>					<b>FY 2015 Governor's Recommendation</b>			
	<b>GR</b>	<b>Federal</b>	<b>Other</b>	<b>Total</b>		<b>GR</b>	<b>Fed</b>	<b>Other</b>	<b>Total</b>
<b>PS</b>	0	0	0	0	<b>PS</b>	0	0	0	0
<b>EE</b>	0	0	0	0	<b>EE</b>	0	0	0	0
<b>PSD</b>	0	0	100,000	100,000	<b>PSD</b>	0	0	100,000	100,000
<b>Total</b>	<b>0</b>	<b>0</b>	<b>100,000</b>	<b>100,000</b>	<b>Total</b>	<b>0</b>	<b>0</b>	<b>100,000</b>	<b>100,000</b>
<b>FTE</b>	<b>0.00</b>	<b>0.00</b>	<b>0.00</b>	<b>0.00</b>	<b>FTE</b>	<b>0.00</b>	<b>0.00</b>	<b>0.00</b>	<b>0.00</b>
<b>Est. Fringe</b>	0	0	0	0	<b>Est. Fringe</b>	0	0	0	0
<i>Note: Fringes budgeted in House Bill 5 except for certain fringes budgeted directly to MoDOT, Highway Patrol, and Conservation.</i>					<i>Note: Fringes budgeted in House Bill 5 except for certain fringes budgeted directly to MoDOT, Highway Patrol, and Conservation.</i>				
Other Funds: AP Incentive Grant (0983)					Other Funds: AP Incentive Grant (0983)				
Notes: Funds for this program were collapsed into a single line item appropriation with five other scholarship programs as outlined below in Section 4. See Notes (2).					Notes: Funds for this program were collapsed into a single line item appropriation with five other scholarship programs as outlined below in Section 4. See Notes (2).				
<b>2. CORE DESCRIPTION</b>									
<p>The Advanced Placement Incentive Grant was established pursuant to Section 173.1350. This is a nonrenewable grant of \$500 available to any student who receives an Access Missouri Financial Assistance award or an A+ award, and in addition has received two grades of three or higher on advanced placement tests in mathematics or science while attending a Missouri public high school. A \$100,000 donation was received from MOHELA for distribution through this grant.</p>									

**CORE DECISION ITEM**

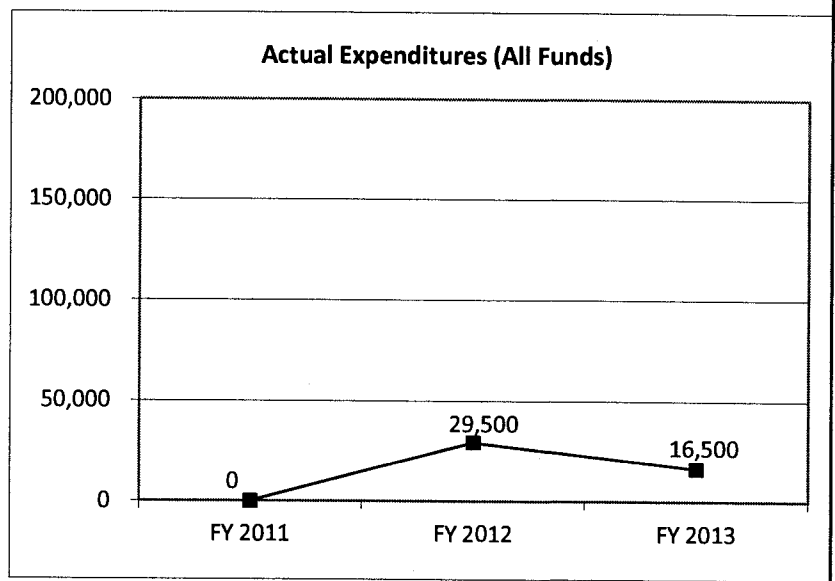
**Department of Higher Education** **Budget Unit** 55625C  
**Division of Missouri Student Grants and Scholarships**  
**Core - Advanced Placement Incentive Grant**

**3. PROGRAM LISTING (list programs included in this core funding)**

Advanced Placement Incentive Grant

**4. FINANCIAL HISTORY**

	FY 2011 Actual	FY 2012 Actual	FY 2013 Actual	FY 2014 Current Yr.
Appropriation (All Funds)	0	100,000	100,000	100,000
Less Reverted (All Funds)	0	0	0	N/A
Budget Authority (All Funds)	0	100,000	100,000	N/A
Actual Expenditures (All Funds)	0	29,500	16,500	N/A
Unexpended (All Funds)	0	70,500	83,500	N/A
Unexpended, by Fund:				
General Revenue	0	0	0	N/A
Federal	0	0	0	N/A
Other	0	70,500	83,500	N/A
		(1)	(2)	



Reverted includes Governor's standard 3 percent reserve (when applicable) and any extraordinary expenditure restrictions.

**NOTES:**

(1) Funds were appropriated and expended via the Federal and Other Funds appropriation in Section 3.025, House Bill 3

(2) Beginning in FY 2013, the TAFP version of HB3 combines the Advanced Placement Incentive Grant, the Public Service Officer Survivor Grant Program, the Wartime Veteran's Survivor Grant Program, the Minority Teaching Scholarship Program, the Vietnam Veterans Survivor Grant Program, and the Marguerite Ross Barnett Scholarship Program into a single line item appropriation. This will allow any unexpended funds from these programs, after awards are made to all eligible applicants, to be used in the Marguerite Ross Barnett Scholarship Program, which has historically had more applicants than available funding.

**CORE RECONCILIATION DETAIL**

**DEPARTMENT OF HIGHER EDUCATION  
ADVANCED PLACEMENT GRANTS**

**5. CORE RECONCILIATION DETAIL**

	<b>Budget Class</b>	<b>FTE</b>	<b>GR</b>	<b>Federal</b>	<b>Other</b>	<b>Total</b>	<b>Explanation</b>
<b>TAFP AFTER VETOES</b>							
	PD	0.00	0	0	100,000	100,000	
	<b>Total</b>	<b>0.00</b>	<b>0</b>	<b>0</b>	<b>100,000</b>	<b>100,000</b>	
<b>DEPARTMENT CORE REQUEST</b>							
	PD	0.00	0	0	100,000	100,000	
	<b>Total</b>	<b>0.00</b>	<b>0</b>	<b>0</b>	<b>100,000</b>	<b>100,000</b>	
<b>GOVERNOR'S RECOMMENDED CORE</b>							
	PD	0.00	0	0	100,000	100,000	
	<b>Total</b>	<b>0.00</b>	<b>0</b>	<b>0</b>	<b>100,000</b>	<b>100,000</b>	



**DECISION ITEM DETAIL**

Budget Unit	FY 2013	FY 2013	FY 2014	FY 2014	FY 2015	FY 2015	FY 2015	FY 2015
Decision Item	ACTUAL	ACTUAL	BUDGET	BUDGET	DEPT REQ	DEPT REQ	GOV REC	GOV REC
Budget Object Class	DOLLAR	FTE	DOLLAR	FTE	DOLLAR	FTE	DOLLAR	FTE
<b>ADVANCED PLACEMENT GRANTS</b>								
<b>CORE</b>								
PROGRAM DISTRIBUTIONS	16,500	0.00	100,000	0.00	100,000	0.00	100,000	0.00
TOTAL - PD	16,500	0.00	100,000	0.00	100,000	0.00	100,000	0.00
<b>GRAND TOTAL</b>	<b>\$16,500</b>	<b>0.00</b>	<b>\$100,000</b>	<b>0.00</b>	<b>\$100,000</b>	<b>0.00</b>	<b>\$100,000</b>	<b>0.00</b>
GENERAL REVENUE	\$0	0.00	\$0	0.00	\$0	0.00	\$0	0.00
FEDERAL FUNDS	\$0	0.00	\$0	0.00	\$0	0.00	\$0	0.00
OTHER FUNDS	\$16,500	0.00	\$100,000	0.00	\$100,000	0.00	\$100,000	0.00

**PROGRAM DESCRIPTION**

**Department of Higher Education**

**Advanced Placement Incentive Grant**

**Program is found in the following core budget(s): Advanced Placement Incentive Grant**

**1. What does this program do?**

This program establishes a nonrenewable grant of \$500 available to any student who receives an Access Missouri Financial Assistance award or an A+ award, and in addition has received two grades of three or higher on advanced placement examinations in the fields of mathematics or science while attending a Missouri public high school.

**2. What is the authorization for this program, i.e., federal or state statute, etc.? (Include the federal program number, if applicable.)**

Section 173.1350, RSMo.

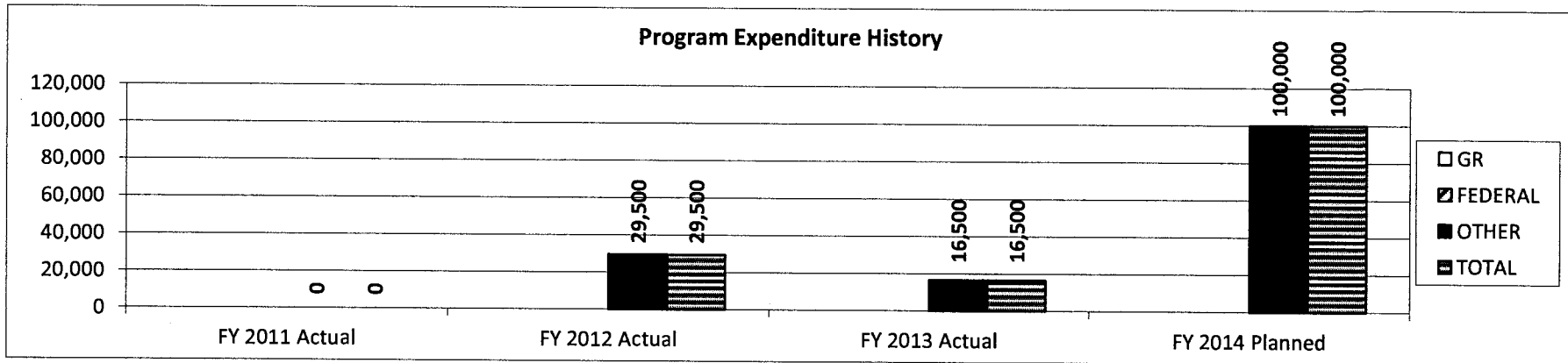
**3. Are there federal matching requirements? If yes, please explain.**

No

**4. Is this a federally mandated program? If yes, please explain.**

No

**5. Provide actual expenditures for the prior three fiscal years and planned expenditures for the current fiscal year.**



FY 2012 monies were expended via the Federal and Other Funds appropriation in Section 3.025, House Bill

**6. What are the sources of the "Other" funds?**

AP Incentive Grant Fund (0983)

**PROGRAM DESCRIPTION**

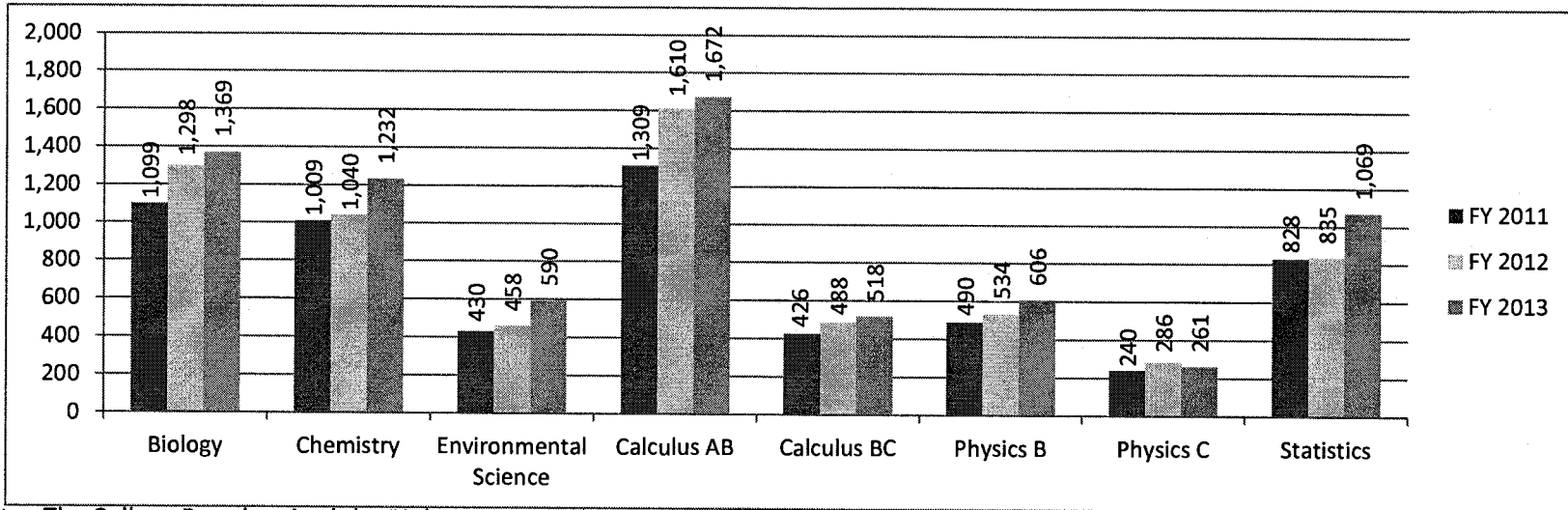
**Department of Higher Education**

**Advanced Placement Incentive Grant**

**Program is found in the following core budget(s): Advanced Placement Incentive Grant**

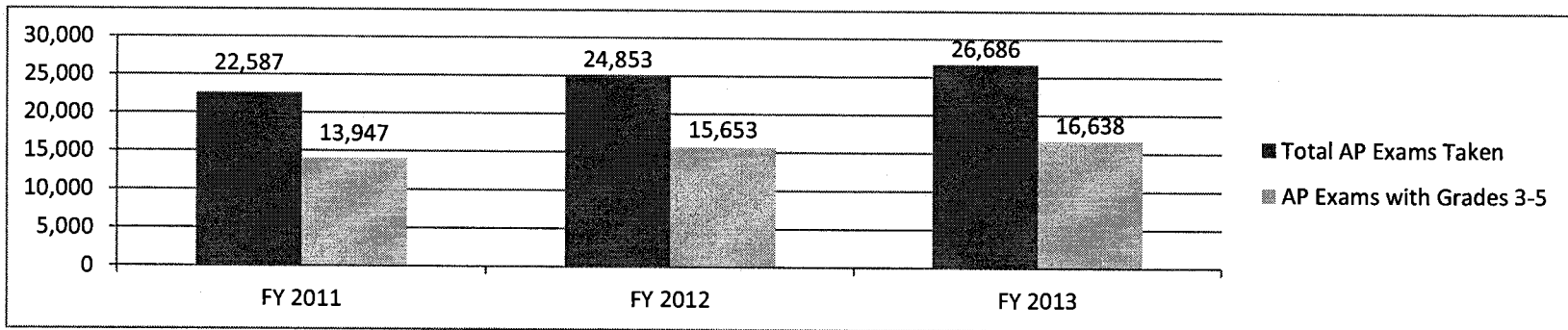
**7a. Provide an effectiveness measure.**

Increase in number of AP math and science exams taken



Note: The College Board revised the Biology exam with new standards in 2013. Comparisons in trends over time should be made with caution.

Increase in number of AP exams taken with grades of 3 or higher



**7b. Provide an efficiency measure.**

N/A

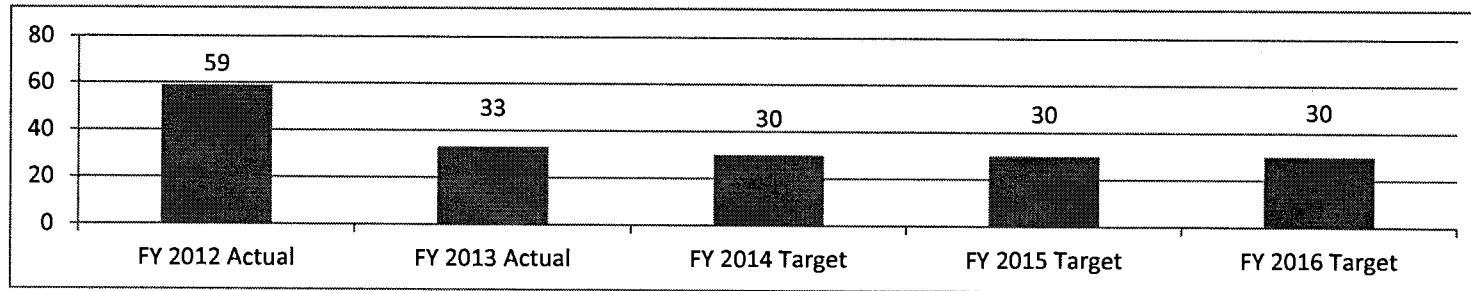
**PROGRAM DESCRIPTION**

**Department of Higher Education**

**Advanced Placement Incentive Grant**

**Program is found in the following core budget(s): Advanced Placement Incentive Grant**

**7c. Provide the number of clients/individuals served, if applicable.**



**7d. Provide a customer satisfaction measure, if available.**

**DECISION ITEM SUMMARY**

Budget Unit									
Decision Item	FY 2013	FY 2013	FY 2014	FY 2014	FY 2015	FY 2015	FY 2015	FY 2015	FY 2015
Budget Object Summary	ACTUAL	ACTUAL	BUDGET	BUDGET	DEPT REQ	DEPT REQ	GOV REC	GOV REC	GOV REC
Fund	DOLLAR	FTE	DOLLAR	FTE	DOLLAR	FTE	DOLLAR	FTE	FTE
<b>PUBLIC SERVICE GRANT PROGRAM</b>									
<b>CORE</b>									
<b>PROGRAM-SPECIFIC</b>									
GENERAL REVENUE	96,641	0.00	131,000	0.00	140,000	0.00	140,000	0.00	0.00
TOTAL - PD	96,641	0.00	131,000	0.00	140,000	0.00	140,000	0.00	0.00
<b>TOTAL</b>	<b>96,641</b>	<b>0.00</b>	<b>131,000</b>	<b>0.00</b>	<b>140,000</b>	<b>0.00</b>	<b>140,000</b>	<b>0.00</b>	<b>0.00</b>
<b>GRAND TOTAL</b>	<b>\$96,641</b>	<b>0.00</b>	<b>\$131,000</b>	<b>0.00</b>	<b>\$140,000</b>	<b>0.00</b>	<b>\$140,000</b>	<b>0.00</b>	<b>0.00</b>

**CORE DECISION ITEM**

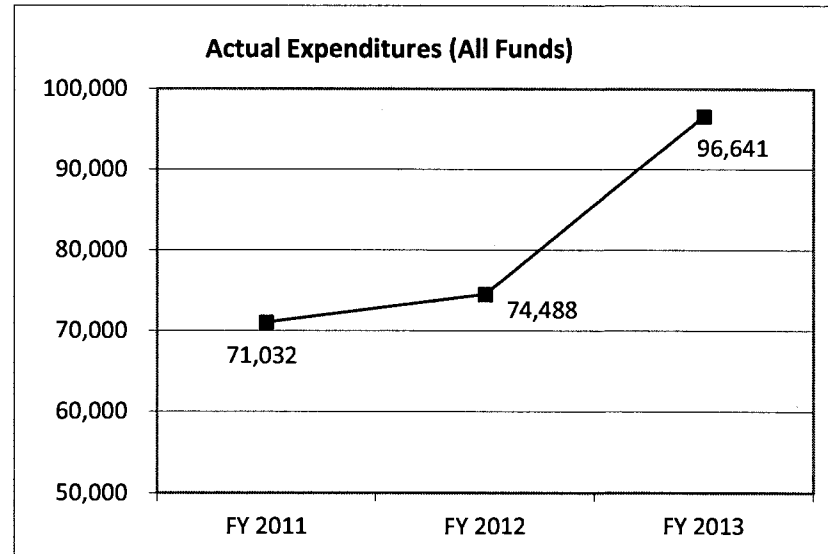
<b>Department of Higher Education</b>					<b>Budget Unit</b>	<b>55655C</b>			
<b>Division of Missouri Student Grants and Scholarships</b>									
<b>Core - Public Service Officer Survivor Grant Program</b>									
<b>1. CORE FINANCIAL SUMMARY</b>									
	<b>FY 2015 Budget Request</b>					<b>FY 2015 Governor's Recommendation</b>			
	<b>GR</b>	<b>Federal</b>	<b>Other</b>	<b>Total</b>		<b>GR</b>	<b>Fed</b>	<b>Other</b>	<b>Total</b>
PS	0	0	0	0	PS	0	0	0	0
EE	0	0	0	0	EE	0	0	0	0
PSD	140,000	0	0	140,000	PSD	140,000	0	0	140,000
<b>Total</b>	<b>140,000</b>	<b>0</b>	<b>0</b>	<b>140,000</b>	<b>Total</b>	<b>140,000</b>	<b>0</b>	<b>0</b>	<b>140,000</b>
FTE	0.00	0.00	0.00	0.00	FTE	0.00	0.00	0.00	0.00
<b>Est. Fringe</b>	<b>0</b>	<b>0</b>	<b>0</b>	<b>0</b>	<b>Est. Fringe</b>	<b>0</b>	<b>0</b>	<b>0</b>	<b>0</b>
<i>Note: Fringes budgeted in House Bill 5 except for certain fringes budgeted directly to MoDOT, Highway Patrol, and Conservation.</i>					<i>Note: Fringes budgeted in House Bill 5 except for certain fringes budgeted directly to MoDOT, Highway Patrol, and Conservation.</i>				
<b>Other Funds:</b> Notes: Funds for this program were collapsed into a single line item appropriation with five other scholarship programs as outlined below in Section 4. See Notes (1).					<b>Other Funds:</b> Notes: Funds for this program were collapsed into a single line item appropriation with five other scholarship programs as outlined below in Section 4. See Notes (1).				
<b>2. CORE DESCRIPTION</b>									
This program is designed to provide educational grants to the children or spouses of certain public employees killed or permanently and totally disabled in the line of duty. The request is for \$140,000 from general revenue to continue grants to eligible students. The average award in this program is approximately \$5,121.  <b>As outlined in the core reconciliation detail (#5), a core reallocation is being done to transfer \$9,000 from the Wartime Veterans Survivor Grant Program into this program in order to provide funding for all eligible students.</b>									
<b>3. PROGRAM LISTING (list programs included in this core funding)</b>									
Public Service Officer Survivor Grant Program									

**CORE DECISION ITEM**

<b>Department of Higher Education</b>	<b>Budget Unit</b> 55655C
<b>Division of Missouri Student Grants and Scholarships</b>	
<b>Core - Public Service Officer Survivor Grant Program</b>	

**4. FINANCIAL HISTORY**

	FY 2011 Actual	FY 2012 Actual	FY 2013 Actual	FY 2014 Current Yr.
Appropriation (All Funds)	100,000	100,000	100,000	131,000
Less Reverted (All Funds)	(3,000)	(3,000)	(3,000)	N/A
Budget Authority (All Funds)	97,000	97,000	97,000	N/A
Actual Expenditures (All Funds)	71,032	74,488	96,641	N/A
Unexpended (All Funds)	25,968	22,512	359	N/A
Unexpended, by Fund:				
General Revenue	25,968	22,512	359	N/A
Federal	0	0	0	N/A
Other	0	0	0	N/A
			(1)	



Reverted includes Governor's standard 3 percent reserve (when applicable) and any extraordinary expenditure restrictions.

**NOTES:** (1) Beginning in FY 2013, the TAFP version of HB 3 combined the Advanced Placement Incentive Grant, the Public Service Officer Survivor Grant Program, the Wartime Veteran's Survivor Grant Program, the Minority Teaching Scholarship Program, the Vietnam Veterans Survivor Grant Program, and the Marguerite Ross Barnett Scholarship Program into a single line item appropriation. This will allow any unexpended funds from these programs, after awards are made to all eligible applicants, to be used in the Marguerite Ross Barnett Scholarship Program, which historically has had more applicants than available funding, and other programs in this group that may have more applicants than available funding. For FY 2013 a total of \$106,339 was disbursed to Public Service Officer Survivor Grant students, comprised of \$96,641 in designated Public Service Officer Survivor Grant funds and \$9,698 in designated Minority Teaching Scholarship funds.

**CORE RECONCILIATION DETAIL**

**DEPARTMENT OF HIGHER EDUCATION**  
**PUBLIC SERVICE GRANT PROGRAM**

**5. CORE RECONCILIATION DETAIL**

	<b>Budget Class</b>	<b>FTE</b>	<b>GR</b>	<b>Federal</b>	<b>Other</b>	<b>Total</b>	<b>Explanation</b>
<b>TAFP AFTER VETOES</b>							
	PD	0.00	131,000	0	0	131,000	
	<b>Total</b>	<b>0.00</b>	<b>131,000</b>	<b>0</b>	<b>0</b>	<b>131,000</b>	
<b>DEPARTMENT CORE ADJUSTMENTS</b>							
Core Reallocation	1041 8349 PD	0.00	9,000	0	0	9,000	Reallocation necessary to fund Public Service Survivor recipients
	<b>NET DEPARTMENT CHANGES</b>	<b>0.00</b>	<b>9,000</b>	<b>0</b>	<b>0</b>	<b>9,000</b>	
<b>DEPARTMENT CORE REQUEST</b>							
	PD	0.00	140,000	0	0	140,000	
	<b>Total</b>	<b>0.00</b>	<b>140,000</b>	<b>0</b>	<b>0</b>	<b>140,000</b>	
<b>GOVERNOR'S RECOMMENDED CORE</b>							
	PD	0.00	140,000	0	0	140,000	
	<b>Total</b>	<b>0.00</b>	<b>140,000</b>	<b>0</b>	<b>0</b>	<b>140,000</b>	



**DECISION ITEM DETAIL**

Budget Unit	FY 2013	FY 2013	FY 2014	FY 2014	FY 2015	FY 2015	FY 2015	FY 2015
Decision Item	ACTUAL	ACTUAL	BUDGET	BUDGET	DEPT REQ	DEPT REQ	GOV REC	GOV REC
Budget Object Class	DOLLAR	FTE	DOLLAR	FTE	DOLLAR	FTE	DOLLAR	FTE
<b>PUBLIC SERVICE GRANT PROGRAM</b>								
<b>CORE</b>								
PROGRAM DISTRIBUTIONS	96,641	0.00	131,000	0.00	140,000	0.00	140,000	0.00
TOTAL - PD	96,641	0.00	131,000	0.00	140,000	0.00	140,000	0.00
<b>GRAND TOTAL</b>	<b>\$96,641</b>	<b>0.00</b>	<b>\$131,000</b>	<b>0.00</b>	<b>\$140,000</b>	<b>0.00</b>	<b>\$140,000</b>	<b>0.00</b>
GENERAL REVENUE	\$96,641	0.00	\$131,000	0.00	\$140,000	0.00	\$140,000	0.00
FEDERAL FUNDS	\$0	0.00	\$0	0.00	\$0	0.00	\$0	0.00
OTHER FUNDS	\$0	0.00	\$0	0.00	\$0	0.00	\$0	0.00

**PROGRAM DESCRIPTION**

**Department of Higher Education**

**Public Service Officer Survivor Grant Program**

**Program is found in the following core budget(s): Public Service Officer Survivor Grant Program**

**1. What does this program do?**

This program is designed to provide educational grants to the children or spouses of certain public employees killed or permanently and totally disabled in the line of duty.

**2. What is the authorization for this program, i.e., federal or state statute, etc.? (Include the federal program number, if applicable.)**

Section 173.260, RSMo

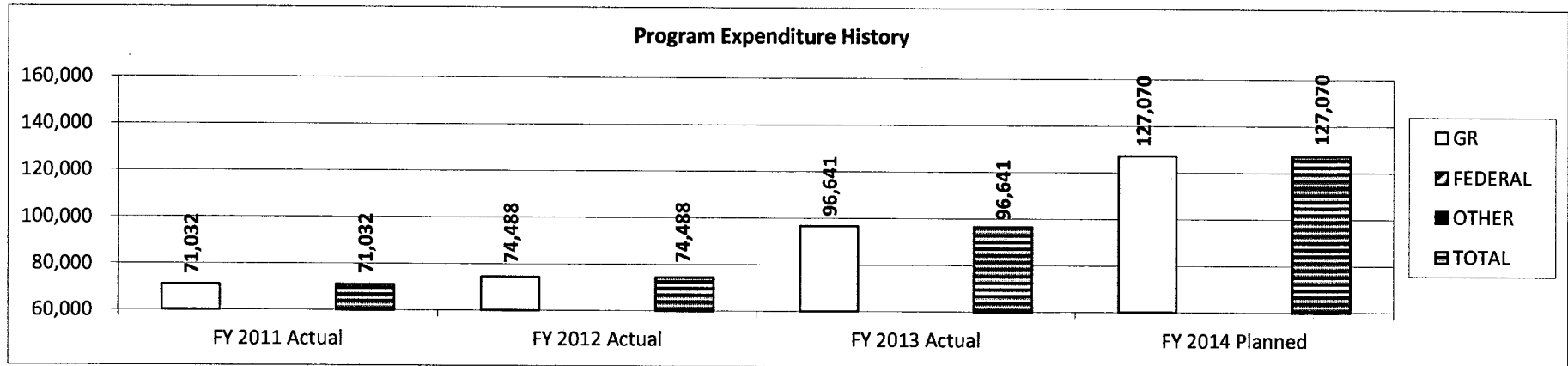
**3. Are there federal matching requirements? If yes, please explain.**

No

**4. Is this a federally mandated program? If yes, please explain.**

No

**5. Provide actual expenditures for the prior three fiscal years and planned expenditures for the current fiscal year.**



**6. What are the sources of the "Other " funds?**

N/A

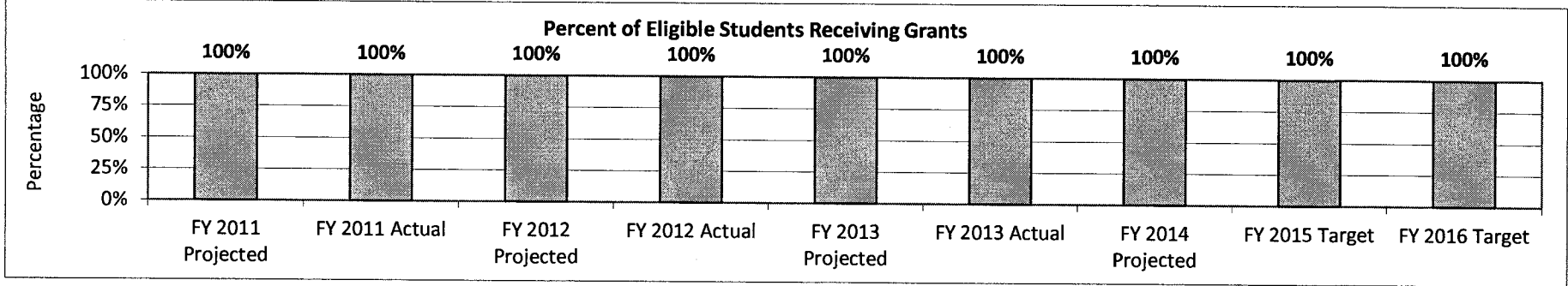
**PROGRAM DESCRIPTION**

**Department of Higher Education**

**Public Service Officer Survivor Grant Program**

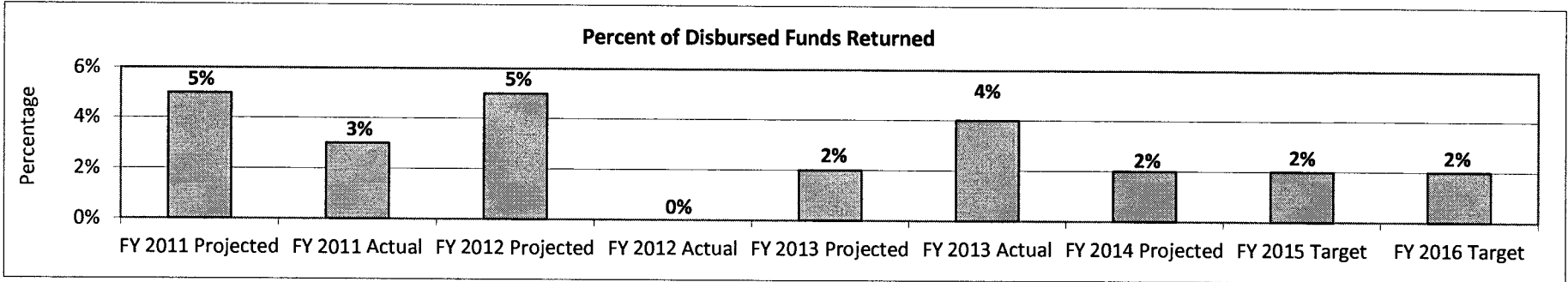
**Program is found in the following core budget(s): Public Service Officer Survivor Grant Program**

**7a. Provide an effectiveness measure.**



All students who have demonstrated and maintained eligibility have received a grant under this program. Due to the program requirements, it is difficult to project the number of eligible students.

**7b. Provide an efficiency measure.**



**7c. Provide the number of clients/individuals served, if applicable.**

How many students are receiving grants under this program?

	FY 2011		FY 2012		FY 2013		FY 2014	FY 2015	FY 2016
	Projected	Actual	Projected	Actual	Projected	Actual	Projected	Target	Target
Number of students accepting a grant	20	16	20	18	30		20	25	25

**7d. Provide a customer satisfaction measure, if available.**

N/A

**DECISION ITEM SUMMARY**

Budget Unit									
Decision Item	FY 2013	FY 2013	FY 2014	FY 2014	FY 2015	FY 2015	FY 2015	FY 2015	FY 2015
Budget Object Summary	ACTUAL	ACTUAL	BUDGET	BUDGET	DEPT REQ	DEPT REQ	GOV REC	GOV REC	GOV REC
Fund	DOLLAR	FTE	DOLLAR	FTE	DOLLAR	FTE	DOLLAR	FTE	FTE
<b>VIETNAM SURVIVOR SCHOLARSHIP</b>									
<b>CORE</b>									
PROGRAM-SPECIFIC									
GENERAL REVENUE	23,159	0.00	50,000	0.00	50,000	0.00	50,000	0.00	0.00
TOTAL - PD	23,159	0.00	50,000	0.00	50,000	0.00	50,000	0.00	0.00
<b>TOTAL</b>	<b>23,159</b>	<b>0.00</b>	<b>50,000</b>	<b>0.00</b>	<b>50,000</b>	<b>0.00</b>	<b>50,000</b>	<b>0.00</b>	<b>0.00</b>
<b>GRAND TOTAL</b>	<b>\$23,159</b>	<b>0.00</b>	<b>\$50,000</b>	<b>0.00</b>	<b>\$50,000</b>	<b>0.00</b>	<b>\$50,000</b>	<b>0.00</b>	<b>0.00</b>

**CORE DECISION ITEM**

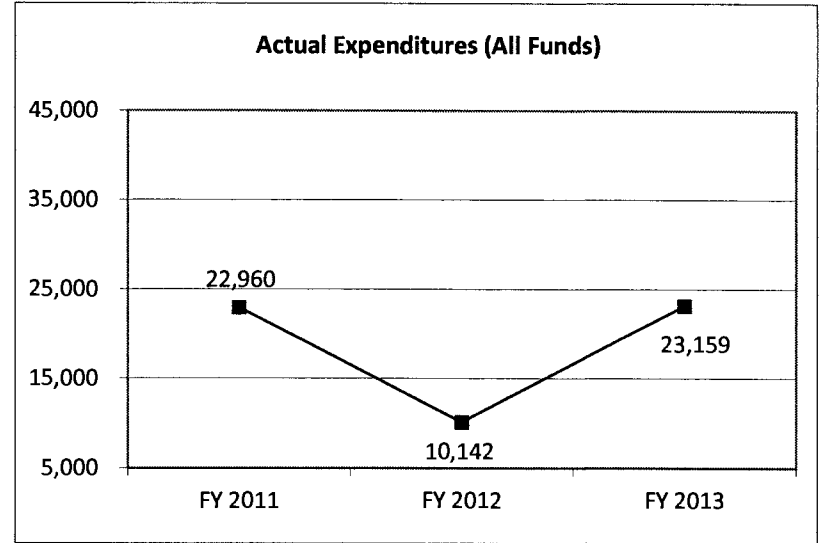
<b>Department of Higher Education</b>					<b>Budget Unit 55665C</b>				
<b>Division of Missouri Student Grants and Scholarships</b>									
<b>Core - Vietnam Veterans Survivor Grant Program</b>									
<b>1. CORE FINANCIAL SUMMARY</b>									
<b>FY 2015 Budget Request</b>					<b>FY 2015 Governor's Recommendation</b>				
	<b>GR</b>	<b>Federal</b>	<b>Other</b>	<b>Total</b>		<b>GR</b>	<b>Fed</b>	<b>Other</b>	<b>Total</b>
PS	0	0	0	0	PS	0	0	0	0
EE	0	0	0	0	EE	0	0	0	0
PSD	50,000	0	0	50,000	PSD	50,000	0	0	50,000
<b>Total</b>	<b>50,000</b>	<b>0</b>	<b>0</b>	<b>50,000</b>	<b>Total</b>	<b>50,000</b>	<b>0</b>	<b>0</b>	<b>50,000</b>
<b>FTE</b>	<b>0.00</b>	<b>0.00</b>	<b>0.00</b>	<b>0.00</b>	<b>FTE</b>	<b>0.00</b>	<b>0.00</b>	<b>0.00</b>	<b>0.00</b>
<i>Est. Fringe</i>	0	0	0	0	<i>Est. Fringe</i>	0	0	0	0
<i>Note: Fringes budgeted in House Bill 5 except for certain fringes budgeted directly to MoDOT, Highway Patrol, and Conservation.</i>					<i>Note: Fringes budgeted in House Bill 5 except for certain fringes budgeted directly to MoDOT, Highway Patrol, and Conservation.</i>				
Other Funds:					Other Funds:				
Notes: Funds for this program were collapsed into a single line item appropriation with five other scholarship programs as outlined below in Section 4. See Notes (2).					Notes: Funds for this program were collapsed into a single line item appropriation with five other scholarship programs as outlined below in Section 4. See Notes (2).				
<b>2. CORE DESCRIPTION</b>									
This program provides educational grants to eligible survivors of Vietnam veterans who served between 1961 and 1972 and whose deaths were attributed to, or caused by, exposure to toxic chemicals. The request is for a continuation of the FY 2014 core appropriation of \$50,000. Funds are requested from general revenue. The average award in this program is approximately \$5,790.									
<b>3. PROGRAM LISTING (list programs included in this core funding)</b>									
Vietnam Veterans Survivor Grant									

**CORE DECISION ITEM**

<b>Department of Higher Education</b>	<b>Budget Unit</b> 55665C
<b>Division of Missouri Student Grants and Scholarships</b>	
<b>Core - Vietnam Veterans Survivor Grant Program</b>	

**4. FINANCIAL HISTORY**

	FY 2011 Actual	FY 2012 Actual	FY 2013 Actual	FY 2014 Current Yr.
Appropriation (All Funds)	50,000	50,000	50,000	50,000
Less Reverted (All Funds)	(1,500)	(1,500)	(1,500)	N/A
Budget Authority (All Funds)	48,500	48,500	48,500	N/A
Actual Expenditures (All Funds)	22,960	10,142	23,159	N/A
Unexpended (All Funds)	25,540	38,358	25,341	N/A
Unexpended, by Fund:				
General Revenue	25,540	38,358	25,341	N/A
Federal	0	0	0	N/A
Other	0	0	0	N/A
		(1)	(2)	



Reverted includes Governor's standard 3 percent reserve (when applicable) and any extraordinary expenditure restrictions.

**NOTES:**

(1) Actual expenditures are \$15,053; a disbursement of \$4,911 erroneously attributed to the Wartime Veterans Survivor Grant Program was discovered after the allowable timeframe for correction in the financial system.

(2) In FY 2013, the TAFP version of HB 3 combined the Advanced Placement Incentive Grant, the Public Service Officer Survivor Grant Program, the Wartime Veteran's Survivor Grant Program, the Minority Teaching Scholarship Program, the Vietnam Veterans Survivor Grant Program, and the Marguerite Ross Barnett Scholarship Program into a single line item appropriation. This allows for any unexpended funds from these programs, after awards are made to all eligible applicants, to be used in the Marguerite Ross Barnett Scholarship Program, which historically has had more applicants than available funding, and other programs in this group that may have more applicants than available funding. For FY 2013 all of the \$23,159 that was disbursed to Vietnam Veterans Survivor Grant students was from designated Vietnam Veterans Survivor Grant funds. No Vietnam Veterans Survivor Grant funds were allocated to any other program.

**CORE RECONCILIATION DETAIL**

**DEPARTMENT OF HIGHER EDUCATION**  
**VIETNAM SURVIVOR SCHOLARSHIP**

**5. CORE RECONCILIATION DETAIL**

	<b>Budget Class</b>	<b>FTE</b>	<b>GR</b>	<b>Federal</b>	<b>Other</b>	<b>Total</b>	<b>Explanation</b>
<b>TAFP AFTER VETOES</b>							
	PD	0.00	50,000	0	0	50,000	
	<b>Total</b>	<b>0.00</b>	<b>50,000</b>	<b>0</b>	<b>0</b>	<b>50,000</b>	
<b>DEPARTMENT CORE REQUEST</b>							
	PD	0.00	50,000	0	0	50,000	
	<b>Total</b>	<b>0.00</b>	<b>50,000</b>	<b>0</b>	<b>0</b>	<b>50,000</b>	
<b>GOVERNOR'S RECOMMENDED CORE</b>							
	PD	0.00	50,000	0	0	50,000	
	<b>Total</b>	<b>0.00</b>	<b>50,000</b>	<b>0</b>	<b>0</b>	<b>50,000</b>	

**DECISION ITEM DETAIL**

Budget Unit	FY 2013	FY 2013	FY 2014	FY 2014	FY 2015	FY 2015	FY 2015	FY 2015
Decision Item	ACTUAL	ACTUAL	BUDGET	BUDGET	DEPT REQ	DEPT REQ	GOV REC	GOV REC
Budget Object Class	DOLLAR	FTE	DOLLAR	FTE	DOLLAR	FTE	DOLLAR	FTE
<b>VIETNAM SURVIVOR SCHOLARSHIP</b>								
<b>CORE</b>								
PROGRAM DISTRIBUTIONS	23,159	0.00	50,000	0.00	50,000	0.00	50,000	0.00
TOTAL - PD	23,159	0.00	50,000	0.00	50,000	0.00	50,000	0.00
<b>GRAND TOTAL</b>	<b>\$23,159</b>	<b>0.00</b>	<b>\$50,000</b>	<b>0.00</b>	<b>\$50,000</b>	<b>0.00</b>	<b>\$50,000</b>	<b>0.00</b>
GENERAL REVENUE	\$23,159	0.00	\$50,000	0.00	\$50,000	0.00	\$50,000	0.00
FEDERAL FUNDS	\$0	0.00	\$0	0.00	\$0	0.00	\$0	0.00
OTHER FUNDS	\$0	0.00	\$0	0.00	\$0	0.00	\$0	0.00



## PROGRAM DESCRIPTION

**Department of Higher Education**

**Vietnam Veterans Survivor Grant**

**Program is found in the following core budget(s): Vietnam Veterans Survivor Grant**

**1. What does this program do?**

This program provides educational grants to eligible survivors of Vietnam veterans who served between 1961 and 1972 and whose deaths were attributed to or caused by exposure to toxic chemicals.

**2. What is the authorization for this program, i.e., federal or state statute, etc.? (Include the federal program number, if applicable.)**

Section 173.236, RSMo

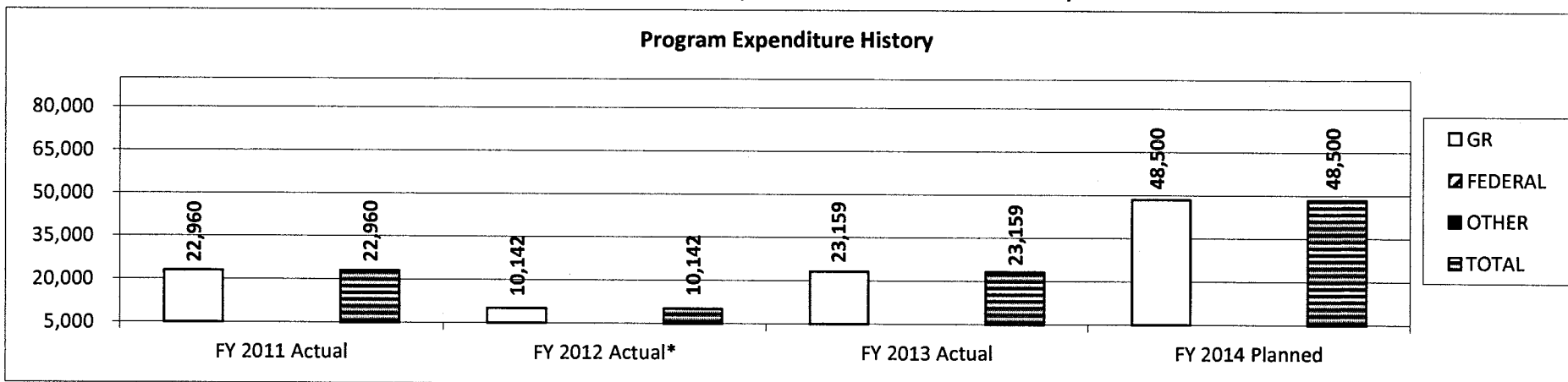
**3. Are there federal matching requirements? If yes, please explain.**

No

**4. Is this a federally mandated program? If yes, please explain.**

No

**5. Provide actual expenditures for the prior three fiscal years and planned expenditures for the current fiscal year.**



\*Actual expenditures are \$15,053; a disbursement of \$4,911 erroneously attributed to the Wartime Veterans Survivor Grant Program was discovered after the allowable timeframe for correction in the financial system.

**6. What are the sources of the "Other " funds?**

N/A

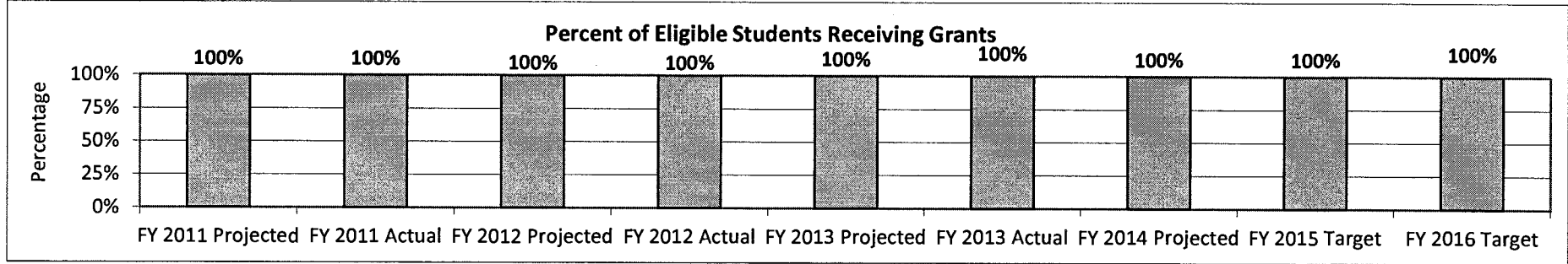
**PROGRAM DESCRIPTION**

**Department of Higher Education**

**Vietnam Veterans Survivor Grant**

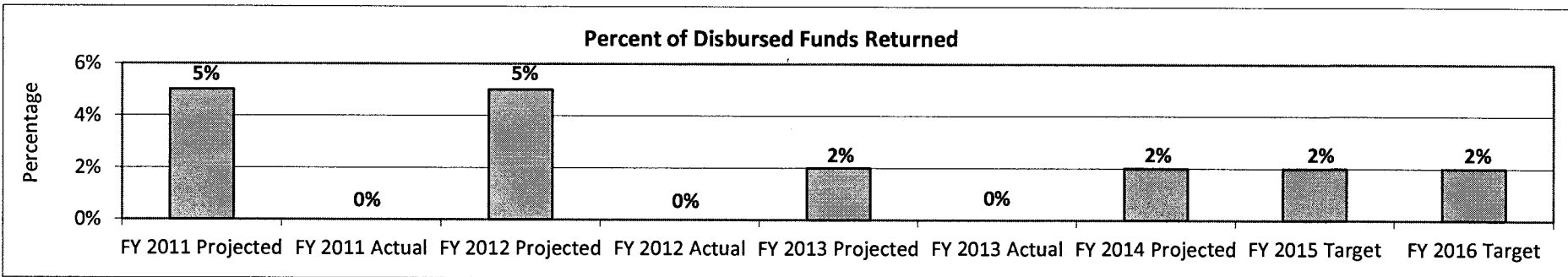
**Program is found in the following core budget(s): Vietnam Veterans Survivor Grant**

**7a. Provide an effectiveness measure.**



All students who have demonstrated and maintained eligibility have received a grant under this program. Due to the program requirements, it is difficult to project the number of eligible students.

**7b. Provide an efficiency measure.**



**7c. Provide the number of clients/individuals served, if applicable.**

How many students are receiving grants under this program?

	FY 2011		FY 2012		FY 2013		FY 2014	FY 2015	FY 2016
	Projected	Actual	Projected	Actual	Projected	Actual	Projected	Target	Target
Number of eligible students receiving a grant	7	5	7	3	5	4	5	5	5

**7d. Provide a customer satisfaction measure, if available.**

N/A

**DECISION ITEM SUMMARY**

Budget Unit									
Decision Item	FY 2013	FY 2013	FY 2014	FY 2014	FY 2015	FY 2015	FY 2015	FY 2015	FY 2015
Budget Object Summary	ACTUAL	ACTUAL	BUDGET	BUDGET	DEPT REQ	DEPT REQ	GOV REC	GOV REC	GOV REC
Fund	DOLLAR	FTE	DOLLAR	FTE	DOLLAR	FTE	DOLLAR	FTE	FTE
<b>M ROSS BARNETT SCHLS-TRANSFER</b>									
CORE									
FUND TRANSFERS									
GENERAL REVENUE	352,474	0.00	363,375	0.00	363,375	0.00	363,375	0.00	0.00
TOTAL - TRF	352,474	0.00	363,375	0.00	363,375	0.00	363,375	0.00	0.00
<b>TOTAL</b>	<b>352,474</b>	<b>0.00</b>	<b>363,375</b>	<b>0.00</b>	<b>363,375</b>	<b>0.00</b>	<b>363,375</b>	<b>0.00</b>	<b>0.00</b>
<b>GRAND TOTAL</b>	<b>\$352,474</b>	<b>0.00</b>	<b>\$363,375</b>	<b>0.00</b>	<b>\$363,375</b>	<b>0.00</b>	<b>\$363,375</b>	<b>0.00</b>	<b>0.00</b>

**CORE DECISION ITEM**

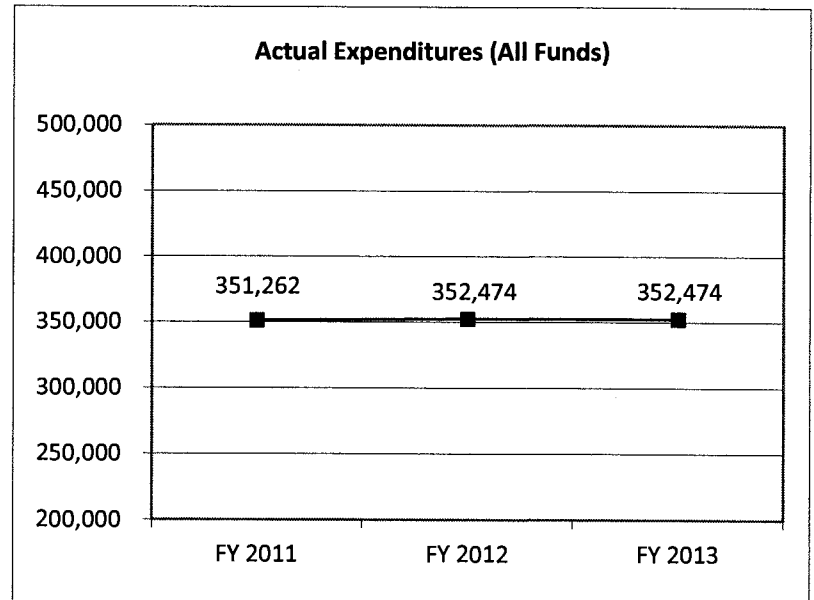
<b>Department of Higher Education</b>					<b>Budget Unit</b>	<b>55680C</b>				
<b>Division of Missouri Student Grants and Scholarships</b>										
<b>Core Transfer - Marguerite Ross Barnett Scholarship</b>										
<b>1. CORE FINANCIAL SUMMARY</b>										
	<b>FY 2015 Budget Request</b>					<b>FY 2015 Governor's Recommendation</b>				
	<b>GR</b>	<b>Federal</b>	<b>Other</b>	<b>Total</b>		<b>GR</b>	<b>Fed</b>	<b>Other</b>	<b>Total</b>	
TRF	363,375	0	0	363,375	TRF	363,375	0	0	363,375	
<b>Total</b>	<b>363,375</b>	<b>0</b>	<b>0</b>	<b>363,375</b>	<b>Total</b>	<b>363,375</b>	<b>0</b>	<b>0</b>	<b>363,375</b>	
FTE	0.00	0.00	0.00	0.00	FTE	0.00	0.00	0.00	0.00	
<i>Est. Fringe</i>	0	0	0	0	<i>Est. Fringe</i>	0	0	0	0	
<i>Note: Fringes budgeted in House Bill 5 except for certain fringes budgeted directly to MoDOT, Highway Patrol, and Conservation.</i>					<i>Note: Fringes budgeted in House Bill 5 except for certain fringes budgeted directly to MoDOT, Highway Patrol, and Conservation.</i>					
Other Funds:					Other Funds:					
<b>2. CORE DESCRIPTION</b>										
This request is for a transfer of \$363,375 from general revenue to the Marguerite Ross Barnett Scholarship Program.										
<b>3. PROGRAM LISTING (list programs included in this core funding)</b>										
Marguerite Ross Barnett Scholarship Program										

**CORE DECISION ITEM**

<b>Department of Higher Education</b>	<b>Budget Unit</b> 55680C
<b>Division of Missouri Student Grants and Scholarships</b>	
<b>Core Transfer - Marguerite Ross Barnett Scholarship</b>	

**4. FINANCIAL HISTORY**

	FY 2011 Actual	FY 2012 Actual	FY 2013 Actual	FY 2014 Current Yr.
Appropriation (All Funds)	403,750	363,375	363,375	363,375
Less Reverted (All Funds)	(52,488)	(10,901)	(10,901)	N/A
Budget Authority (All Funds)	351,262	352,474	352,474	N/A
Actual Expenditures (All Funds)	351,262	352,474	352,474	N/A
Unexpended (All Funds)	0	0	0	N/A
Unexpended, by Fund:				
General Revenue	0	0	0	N/A
Federal	0	0	0	N/A
Other	0	0	0	N/A



Reverted includes Governor's standard 3 percent reserve (when applicable) and any extraordinary expenditure restrictions.

**NOTES:**

**CORE RECONCILIATION DETAIL**

**DEPARTMENT OF HIGHER EDUCATION**

**M ROSS BARNETT SCHLS-TRANSFER**

**5. CORE RECONCILIATION DETAIL**

	<b>Budget Class</b>	<b>FTE</b>	<b>GR</b>	<b>Federal</b>	<b>Other</b>	<b>Total</b>	<b>Explanation</b>
<b>TAFP AFTER VETOES</b>							
	TRF	0.00	363,375	0	0	363,375	
	<b>Total</b>	<b>0.00</b>	<b>363,375</b>	<b>0</b>	<b>0</b>	<b>363,375</b>	
<b>DEPARTMENT CORE REQUEST</b>							
	TRF	0.00	363,375	0	0	363,375	
	<b>Total</b>	<b>0.00</b>	<b>363,375</b>	<b>0</b>	<b>0</b>	<b>363,375</b>	
<b>GOVERNOR'S RECOMMENDED CORE</b>							
	TRF	0.00	363,375	0	0	363,375	
	<b>Total</b>	<b>0.00</b>	<b>363,375</b>	<b>0</b>	<b>0</b>	<b>363,375</b>	

**DECISION ITEM DETAIL**

Budget Unit	FY 2013	FY 2013	FY 2014	FY 2014	FY 2015	FY 2015	FY 2015	FY 2015
Decision Item	ACTUAL	ACTUAL	BUDGET	BUDGET	DEPT REQ	DEPT REQ	GOV REC	GOV REC
Budget Object Class	DOLLAR	FTE	DOLLAR	FTE	DOLLAR	FTE	DOLLAR	FTE
<b>M ROSS BARNETT SCHLS-TRANSFER</b>								
<b>CORE</b>								
TRANSFERS OUT	352,474	0.00	363,375	0.00	363,375	0.00	363,375	0.00
<b>TOTAL - TRF</b>	<b>352,474</b>	<b>0.00</b>	<b>363,375</b>	<b>0.00</b>	<b>363,375</b>	<b>0.00</b>	<b>363,375</b>	<b>0.00</b>
<b>GRAND TOTAL</b>	<b>\$352,474</b>	<b>0.00</b>	<b>\$363,375</b>	<b>0.00</b>	<b>\$363,375</b>	<b>0.00</b>	<b>\$363,375</b>	<b>0.00</b>
GENERAL REVENUE	\$352,474	0.00	\$363,375	0.00	\$363,375	0.00	\$363,375	0.00
FEDERAL FUNDS	\$0	0.00	\$0	0.00	\$0	0.00	\$0	0.00
OTHER FUNDS	\$0	0.00	\$0	0.00	\$0	0.00	\$0	0.00

**DECISION ITEM SUMMARY**

Budget Unit									
Decision Item	FY 2013	FY 2013	FY 2014	FY 2014	FY 2015	FY 2015	FY 2015	FY 2015	FY 2015
Budget Object Summary	ACTUAL	ACTUAL	BUDGET	BUDGET	DEPT REQ	DEPT REQ	GOV REC	GOV REC	GOV REC
Fund	DOLLAR	FTE	DOLLAR	FTE	DOLLAR	FTE	DOLLAR	FTE	FTE
<b>MARGUERITE ROSS BARNETT SCHLS</b>									
<b>CORE</b>									
<b>PROGRAM-SPECIFIC</b>									
MARGUERITE ROSS BARNETT SCHOLA	338,246	0.00	500,000	0.00	500,000	0.00	500,000	0.00	0.00
TOTAL - PD	338,246	0.00	500,000	0.00	500,000	0.00	500,000	0.00	0.00
<b>TOTAL</b>	<b>338,246</b>	<b>0.00</b>	<b>500,000</b>	<b>0.00</b>	<b>500,000</b>	<b>0.00</b>	<b>500,000</b>	<b>0.00</b>	<b>0.00</b>
<b>GRAND TOTAL</b>	<b>\$338,246</b>	<b>0.00</b>	<b>\$500,000</b>	<b>0.00</b>	<b>\$500,000</b>	<b>0.00</b>	<b>\$500,000</b>	<b>0.00</b>	<b>0.00</b>



**CORE DECISION ITEM**

<b>Department of Higher Education</b>	<b>Budget Unit</b> 55682C
<b>Division of Missouri Student Grants and Scholarships</b>	
<b>Core - Marguerite Ross Barnett Scholarship</b>	

**1. CORE FINANCIAL SUMMARY**

	FY 2015 Budget Request			
	GR	Federal	Other	Total
PS	0	0	0	0
EE	0	0	0	0
PSD	0	0	500,000	500,000
<b>Total</b>	<b>0</b>	<b>0</b>	<b>500,000</b>	<b>500,000</b>
FTE	0.00	0.00	0.00	0.00

	FY 2015 Governor's Recommendation			
	GR	Fed	Other	Total
PS	0	0	0	0
EE	0	0	0	0
PSD	0	0	500,000	500,000
<b>Total</b>	<b>0</b>	<b>0</b>	<b>500,000</b>	<b>500,000</b>
FTE	0.00	0.00	0.00	0.00

<b>Est. Fringe</b>	0	0	0	0
--------------------	---	---	---	---

*Note: Fringes budgeted in House Bill 5 except for certain fringes budgeted directly to MoDOT, Highway Patrol, and Conservation.*

<b>Est. Fringe</b>	0	0	0	0
--------------------	---	---	---	---

*Note: Fringes budgeted in House Bill 5 except for certain fringes budgeted directly to MoDOT, Highway Patrol, and Conservation.*

Other Funds: Marguerite Ross Barnett Scholarship Fund (0131)

Notes: Funds for this program were collapsed into a single line item appropriation with five other scholarship programs as outlined below in Section 4. See Notes (2).

Other Funds: Marguerite Ross Barnett Scholarship Fund (0131)

Notes: Funds for this program were collapsed into a single line item appropriation with five other scholarship programs as outlined below in Section 4. See Notes (2).

**2. CORE DESCRIPTION**

This program awards need-based scholarships to part-time undergraduate students who are employed and compensated for at least 20 hours per week. \$500,000 is being requested to continue scholarships to these students. The average award for this grant is approximately \$2,007.

**3. PROGRAM LISTING (list programs included in this core funding)**

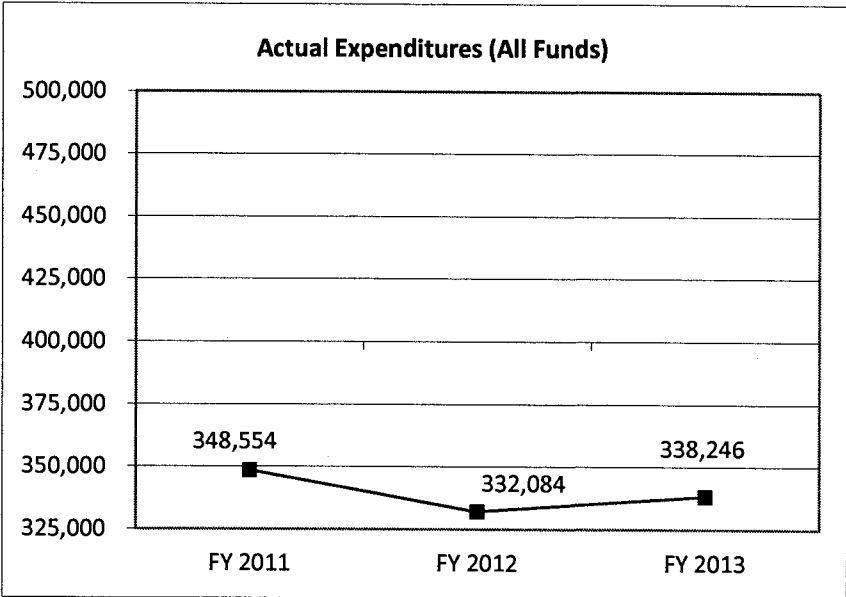
Marguerite Ross Barnett Scholarship Program

**CORE DECISION ITEM**

<b>Department of Higher Education</b>	<b>Budget Unit</b> 55682C
<b>Division of Missouri Student Grants and Scholarships</b>	
<b>Core - Marguerite Ross Barnett Scholarship</b>	

**4. FINANCIAL HISTORY**

	FY 2011 Actual	FY 2012 Actual	FY 2013 Actual	FY 2014 Current Yr.
Appropriation (All Funds)	403,750	363,375	363,375	500,000
Less Reverted (All Funds)	0	0	0	N/A
Budget Authority (All Funds)	403,750	363,375	363,375	N/A
Actual Expenditures (All Funds)	348,554	332,084	338,246	N/A
Unexpended (All Funds)	55,196	31,291	25,129	N/A
Actual Unexpended Funds	2,708	20,390		
Unexpended, by Fund:				
General Revenue	0	0	0	N/A
Federal	0	0	0	N/A
Other	55,196	31,291	25,129	N/A
	(1)		(2)	



Reverted includes Governor's standard 3 percent reserve (when applicable) and any extraordinary expenditure restrictions.

**NOTES:** Negative numbers result when scholarships have to be reissued.

(1) Unexpended funds are not accurately depicted due to July expenditure restrictions of \$40,375 to the general revenue transfer for this program made by the Governor. Actual expenditures are less than appropriated funds due to the expenditure restrictions.

(2) Beginning in FY 2013, the TAFP version of HB 3 combines the Advanced Placement Incentive Grant, the Public Service Survivor Grant Program, the Wartime Veteran's Survivor Grant Program, the Minority Teaching Scholarship Program, the Vietnam Veterans Survivor Grant Program, and the Marguerite Ross Barnett Scholarship Program into a single line item appropriation. This will allow any unexpended funds from these programs, after awards are made to all eligible applicants, to be used in the Marguerite Ross Barnett Scholarship Program, which historically has had more applicants than available funding, and other programs in this group that may have more applicants than available funding. For FY 2013 a total of \$563,496 was disbursed to Marguerite Ross Barnett students, comprised of \$338,246 in designated Marguerite Ross Barnett funds, \$83,459 in designated Minority Teaching Scholarship funds, and \$141,791 in designated Wartime Veteran's Survivors Grant funds. The unexpended \$25,129 resulted from an error in calculating available Marguerite Ross Barnett-designated funds.

**CORE RECONCILIATION DETAIL**

**DEPARTMENT OF HIGHER EDUCATION**

**MARGUERITE ROSS BARNETT SCHLS**

**5. CORE RECONCILIATION DETAIL**

	<b>Budget Class</b>	<b>FTE</b>	<b>GR</b>	<b>Federal</b>	<b>Other</b>	<b>Total</b>	<b>Explanation</b>
<b>TAFP AFTER VETOES</b>							
	PD	0.00	0	0	500,000	500,000	
	<b>Total</b>	<b>0.00</b>	<b>0</b>	<b>0</b>	<b>500,000</b>	<b>500,000</b>	
<b>DEPARTMENT CORE REQUEST</b>							
	PD	0.00	0	0	500,000	500,000	
	<b>Total</b>	<b>0.00</b>	<b>0</b>	<b>0</b>	<b>500,000</b>	<b>500,000</b>	
<b>GOVERNOR'S RECOMMENDED CORE</b>							
	PD	0.00	0	0	500,000	500,000	
	<b>Total</b>	<b>0.00</b>	<b>0</b>	<b>0</b>	<b>500,000</b>	<b>500,000</b>	

**DECISION ITEM DETAIL**

Budget Unit	FY 2013	FY 2013	FY 2014	FY 2014	FY 2015	FY 2015	FY 2015	FY 2015
Decision Item	ACTUAL	ACTUAL	BUDGET	BUDGET	DEPT REQ	DEPT REQ	GOV REC	GOV REC
Budget Object Class	DOLLAR	FTE	DOLLAR	FTE	DOLLAR	FTE	DOLLAR	FTE
<b>MARGUERITE ROSS BARNETT SCHLS</b>								
<b>CORE</b>								
PROGRAM DISTRIBUTIONS	338,246	0.00	500,000	0.00	500,000	0.00	500,000	0.00
TOTAL - PD	338,246	0.00	500,000	0.00	500,000	0.00	500,000	0.00
<b>GRAND TOTAL</b>	<b>\$338,246</b>	<b>0.00</b>	<b>\$500,000</b>	<b>0.00</b>	<b>\$500,000</b>	<b>0.00</b>	<b>\$500,000</b>	<b>0.00</b>
GENERAL REVENUE	\$0	0.00	\$0	0.00	\$0	0.00	\$0	0.00
FEDERAL FUNDS	\$0	0.00	\$0	0.00	\$0	0.00	\$0	0.00
OTHER FUNDS	\$338,246	0.00	\$500,000	0.00	\$500,000	0.00	\$500,000	0.00

**PROGRAM DESCRIPTION**

**Department of Higher Education**

**Marguerite Ross Barnett Scholarship**

**Program is found in the following core budget(s): Marguerite Ross Barnett Scholarship**

**1. What does this program do?**

This program awards need-based scholarships to part-time undergraduate students who are employed and compensated for at least 20 or more hours per week.

**2. What is the authorization for this program, i.e., federal or state statute, etc.? (Include the federal program number, if applicable.)**

Section 173.262, RSMo

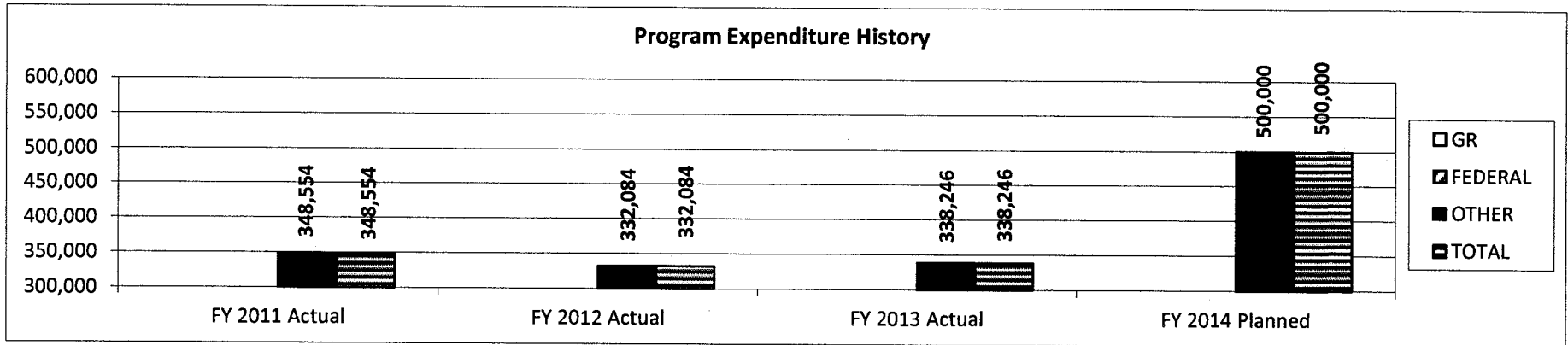
**3. Are there federal matching requirements? If yes, please explain.**

No

**4. Is this a federally mandated program? If yes, please explain.**

No

**5. Provide actual expenditures for the prior three fiscal years and planned expenditures for the current fiscal year.**



**6. What are the sources of the "Other" funds?**

Marguerite Ross Barnett Scholarship Fund (0131)

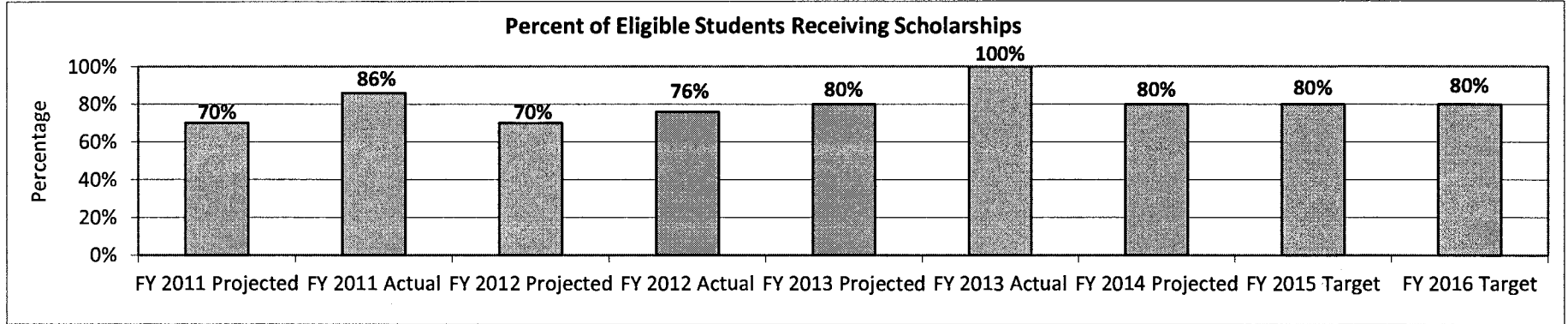
**PROGRAM DESCRIPTION**

**Department of Higher Education**

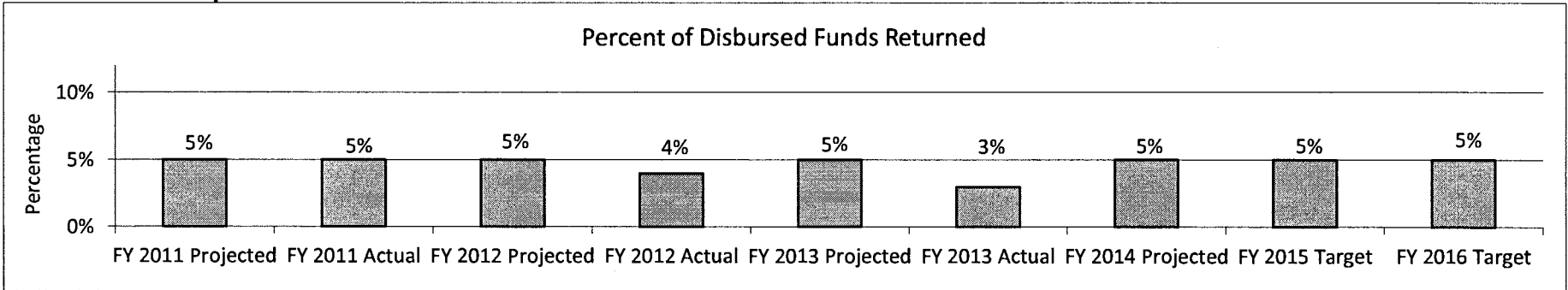
**Marguerite Ross Barnett Scholarship**

**Program is found in the following core budget(s): Marguerite Ross Barnett Scholarship**

**7a. Provide an effectiveness measure.**



**7b. Provide an efficiency measure.**



**7c. Provide the number of clients/individuals served, if applicable.**

How many students are receiving scholarships under this program?

	FY 2011		FY 2012		FY 2013		FY 2014	FY 2015	FY 2016
	Projected	Actual	Projected	Actual	Projected	Actual	Projected	Target	Target
Number of working, part-time students receiving scholarships	140	160	140	169	200	274	200	200	200

**7d. Provide a customer satisfaction measure, if available.**

N/A

**DECISION ITEM SUMMARY**

Budget Unit								
Decision Item	FY 2013	FY 2013	FY 2014	FY 2014	FY 2015	FY 2015	FY 2015	FY 2015
Budget Object Summary	ACTUAL	ACTUAL	BUDGET	BUDGET	DEPT REQ	DEPT REQ	GOV REC	GOV REC
Fund	DOLLAR	FTE	DOLLAR	FTE	DOLLAR	FTE	DOLLAR	FTE
<b>KIDS CHANCE SCHOLARSHIPS</b>								
<b>CORE</b>								
<b>PROGRAM-SPECIFIC</b>								
KIDS' CHANCE SCHOLARSHIP	15,000	0.00	17,500	0.00	15,000	0.00	15,000	0.00
TOTAL - PD	15,000	0.00	17,500	0.00	15,000	0.00	15,000	0.00
<b>TOTAL</b>	<b>15,000</b>	<b>0.00</b>	<b>17,500</b>	<b>0.00</b>	<b>15,000</b>	<b>0.00</b>	<b>15,000</b>	<b>0.00</b>
<b>GRAND TOTAL</b>	<b>\$15,000</b>	<b>0.00</b>	<b>\$17,500</b>	<b>0.00</b>	<b>\$15,000</b>	<b>0.00</b>	<b>\$15,000</b>	<b>0.00</b>

**CORE DECISION ITEM**

<b>Department of Higher Education</b>					<b>Budget Unit</b> 55685C				
<b>Division of Missouri Student Grants and Scholarships</b>									
<b>Core - Kids' Chance Scholarship Program</b>									
<b>1. CORE FINANCIAL SUMMARY</b>									
	<b>FY 2015 Budget Request</b>					<b>FY 2015 Governor's Recommendation</b>			
	<b>GR</b>	<b>Federal</b>	<b>Other</b>	<b>Total</b>		<b>GR</b>	<b>Fed</b>	<b>Other</b>	<b>Total</b>
PS	0	0	0	0	PS	0	0	0	0
EE	0	0	0	0	EE	0	0	0	0
PSD	0	0	15,000	15,000	PSD	0	0	15,000	15,000
<b>Total</b>	<b>0</b>	<b>0</b>	<b>15,000</b>	<b>15,000</b>	<b>Total</b>	<b>0</b>	<b>0</b>	<b>15,000</b>	<b>15,000</b>
FTE	0.00	0.00	0.00	0.00	FTE	0.00	0.00	0.00	0.00
<b>Est. Fringe</b>	0	0	0	0	<b>Est. Fringe</b>	0	0	0	0
<i>Note: Fringes budgeted in House Bill 5 except for certain fringes budgeted directly to MoDOT, Highway Patrol, and Conservation.</i>					<i>Note: Fringes budgeted in House Bill 5 except for certain fringes budgeted directly to MoDOT, Highway Patrol, and Conservation.</i>				
Other Funds:	Kids' Chance Scholarship Fund (0878)				Other Funds:	Kids' Chance Scholarship Fund (0878)			
Notes:					Notes:				
<b>2. CORE DESCRIPTION</b>									
<p>The Kid's Chance Scholarship Program, established in 1998 in section 173.254, RSMo, authorizes the Coordinating Board for Higher Education to provide scholarships for the children of workers who were seriously injured or died in a work related accident or an occupational disease covered by workers' compensation and compensable pursuant to Chapter 287, RSMo. Eligible students can attend a Missouri college, university, or accredited vocational institution of their choice. The statute provides that the director of the division of workers' compensation deposits \$50,000 each year, beginning in 1999 and ending in 2018, into the Kids' Chance Scholarship Fund. Awards can only be made using the interest earnings in the fund. This request allows the department to issue approximately 5 scholarships for the 2014-2015 school year.</p> <p>As outlined in the core reconciliation detail (#5), a \$2,500 core reduction is being processed due to fewer awards as a result of lower interest earnings.</p>									
<b>3. PROGRAM LISTING (list programs included in this core funding)</b>									
Kid's Chance Scholarship									

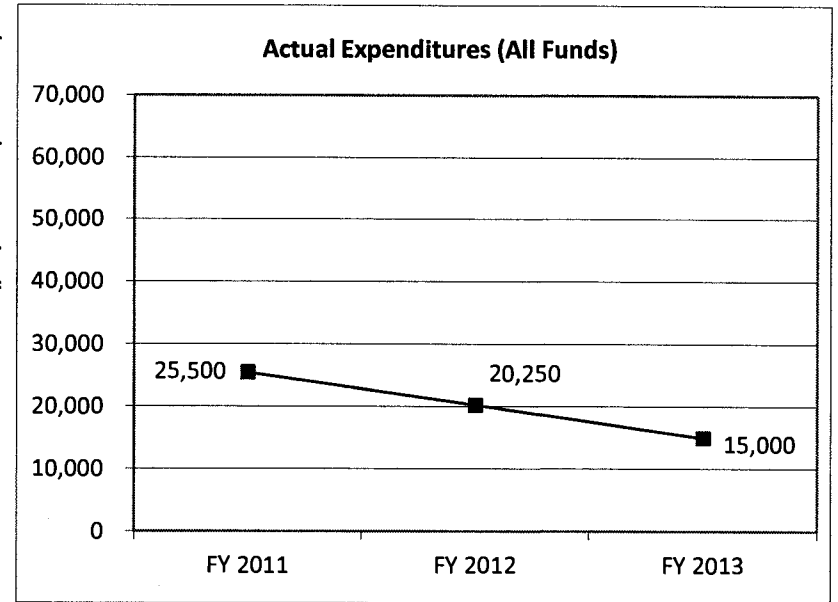


**CORE DECISION ITEM**

<b>Department of Higher Education</b>	<b>Budget Unit</b> 55685C
<b>Division of Missouri Student Grants and Scholarships</b>	
<b>Core - Kids' Chance Scholarship Program</b>	

**4. FINANCIAL HISTORY**

	FY 2011 Actual	FY 2012 Actual	FY 2013 Actual	FY 2014 Current Yr.
Appropriation (All Funds)	27,750	27,750	27,750	17,500
Less Reverted (All Funds)	0	0	0	N/A
Budget Authority (All Funds)	27,750	27,750	27,750	N/A
Actual Expenditures (All Funds)	25,500	20,250	15,000	N/A
Unexpended (All Funds)	2,250	7,500	12,750	N/A
Unexpended, by Fund:				
General Revenue	0	0	0	N/A
Federal	0	0	0	N/A
Other	2,250	7,500	12,750	N/A



Reverted includes Governor's standard 3 percent reserve (when applicable) and any extraordinary expenditure restrictions.

**NOTES:**

**CORE RECONCILIATION DETAIL**

**DEPARTMENT OF HIGHER EDUCATION**  
**KIDS CHANCE SCHOLARSHIPS**

**5. CORE RECONCILIATION DETAIL**

	<b>Budget Class</b>	<b>FTE</b>	<b>GR</b>	<b>Federal</b>	<b>Other</b>	<b>Total</b>	<b>Explanation</b>
<b>TAFP AFTER VETOES</b>							
	PD	0.00	0	0	17,500	17,500	
	<b>Total</b>	<b>0.00</b>	<b>0</b>	<b>0</b>	<b>17,500</b>	<b>17,500</b>	
<b>DEPARTMENT CORE ADJUSTMENTS</b>							
Core Reduction	1826 4442 PD	0.00	0	0	(2,500)	(2,500)	Core reduction due to fewer awards being made as a result of lower interest earnings on the fund from which awards are made
<b>NET DEPARTMENT CHANGES</b>		<b>0.00</b>	<b>0</b>	<b>0</b>	<b>(2,500)</b>	<b>(2,500)</b>	
<b>DEPARTMENT CORE REQUEST</b>							
	PD	0.00	0	0	15,000	15,000	
	<b>Total</b>	<b>0.00</b>	<b>0</b>	<b>0</b>	<b>15,000</b>	<b>15,000</b>	
<b>GOVERNOR'S RECOMMENDED CORE</b>							
	PD	0.00	0	0	15,000	15,000	
	<b>Total</b>	<b>0.00</b>	<b>0</b>	<b>0</b>	<b>15,000</b>	<b>15,000</b>	

**DECISION ITEM DETAIL**

Budget Unit	FY 2013	FY 2013	FY 2014	FY 2014	FY 2015	FY 2015	FY 2015	FY 2015
Decision Item	ACTUAL	ACTUAL	BUDGET	BUDGET	DEPT REQ	DEPT REQ	GOV REC	GOV REC
Budget Object Class	DOLLAR	FTE	DOLLAR	FTE	DOLLAR	FTE	DOLLAR	FTE
<b>KIDS CHANCE SCHOLARSHIPS</b>								
<b>CORE</b>								
PROGRAM DISTRIBUTIONS	15,000	0.00	17,500	0.00	15,000	0.00	15,000	0.00
TOTAL - PD	15,000	0.00	17,500	0.00	15,000	0.00	15,000	0.00
<b>GRAND TOTAL</b>	<b>\$15,000</b>	<b>0.00</b>	<b>\$17,500</b>	<b>0.00</b>	<b>\$15,000</b>	<b>0.00</b>	<b>\$15,000</b>	<b>0.00</b>
GENERAL REVENUE	\$0	0.00	\$0	0.00	\$0	0.00	\$0	0.00
FEDERAL FUNDS	\$0	0.00	\$0	0.00	\$0	0.00	\$0	0.00
OTHER FUNDS	\$15,000	0.00	\$17,500	0.00	\$15,000	0.00	\$15,000	0.00

**PROGRAM DESCRIPTION**

**Department of Higher Education**

**Kids' Chance Scholarship Program**

**Program is found in the following core budget(s): Kids' Chance Scholarship Program**

**1. What does this program do?**

The Kid's Chance Scholarship Program, established in 1998, authorizes the Coordinating Board for Higher Education to provide scholarships for the children of workers who were seriously injured or died in a work related accident or occupational disease covered by workers' compensation and compensable pursuant to Chapter 287, RSMo.

**2. What is the authorization for this program, i.e., federal or state statute, etc.? (Include the federal program number, if applicable.)**

Section 173.254, RSMo.

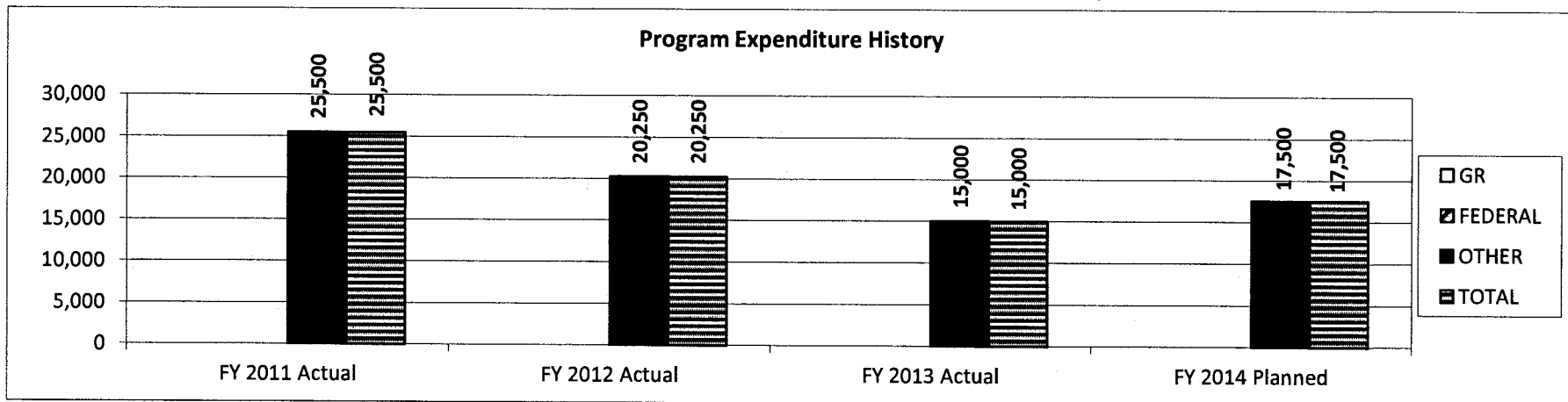
**3. Are there federal matching requirements? If yes, please explain.**

No

**4. Is this a federally mandated program? If yes, please explain.**

No

**5. Provide actual expenditures for the prior three fiscal years and planned expenditures for the current fiscal year.**



**6. What are the sources of the "Other" funds?**

Kids' Chance Scholarship Fund (0878)

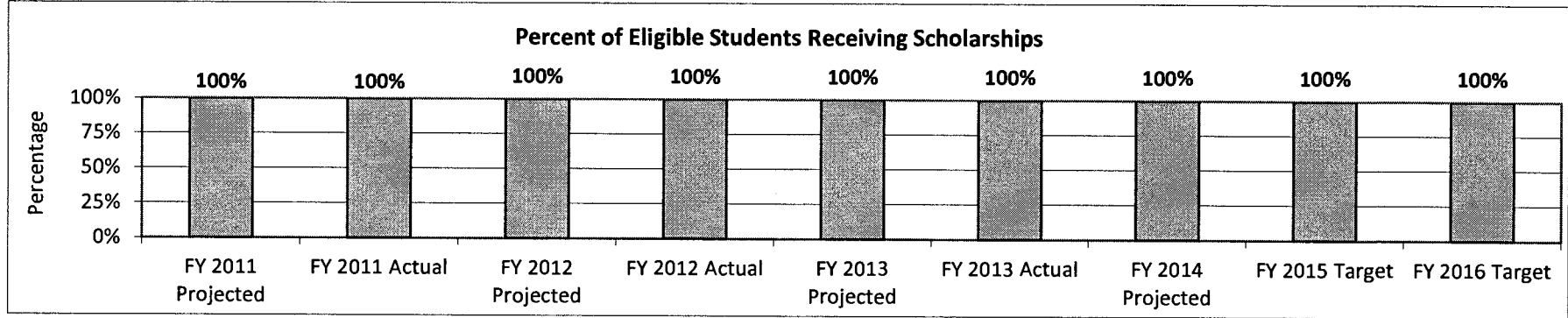
**PROGRAM DESCRIPTION**

**Department of Higher Education**

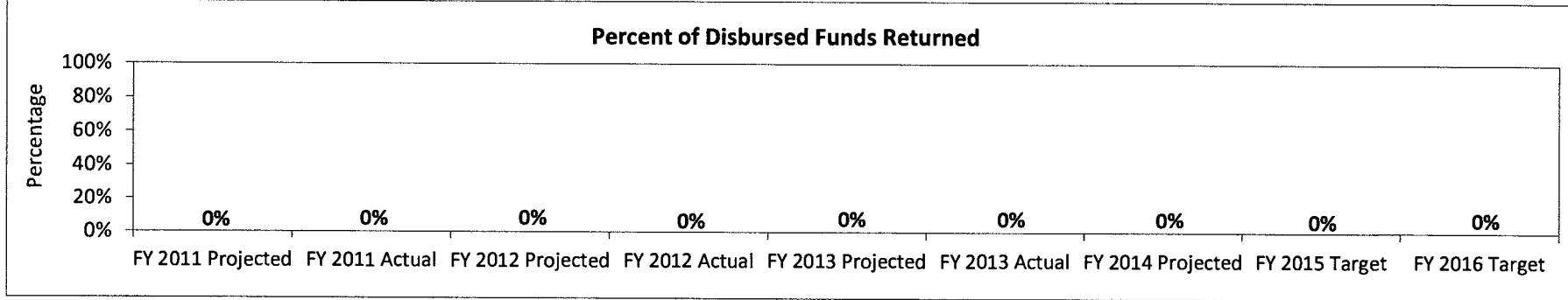
**Kids' Chance Scholarship Program**

**Program is found in the following core budget(s): Kids' Chance Scholarship Program**

**7a. Provide an effectiveness measure.**



**7b. Provide an efficiency measure.**



**7c. Provide the number of clients/individuals served, if applicable.**

How many students are receiving scholarships under this program?

	FY 2011		FY 2012		FY 2013		FY 2014	FY 2015	FY 2016
	Projected	Actual	Projected	Actual	Projected	Actual	Projected	Target	Target
Number of students	10	9	10	9	6	6	5	4	4

**7d. Provide a customer satisfaction measure, if available.**

N/A

**DECISION ITEM SUMMARY**

Budget Unit									
Decision Item	FY 2013	FY 2013	FY 2014	FY 2014	FY 2015	FY 2015	FY 2015	FY 2015	FY 2015
Budget Object Summary	ACTUAL	ACTUAL	BUDGET	BUDGET	DEPT REQ	DEPT REQ	GOV REC	GOV REC	GOV REC
Fund	DOLLAR	FTE	DOLLAR	FTE	DOLLAR	FTE	DOLLAR	FTE	FTE
<b>VETERANS SURVIVOR GRANT</b>									
<b>CORE</b>									
PROGRAM-SPECIFIC									
GENERAL REVENUE	216,717	0.00	250,250	0.00	241,250	0.00	241,250		0.00
TOTAL - PD	216,717	0.00	250,250	0.00	241,250	0.00	241,250		0.00
<b>TOTAL</b>	<b>216,717</b>	<b>0.00</b>	<b>250,250</b>	<b>0.00</b>	<b>241,250</b>	<b>0.00</b>	<b>241,250</b>		<b>0.00</b>
<b>GRAND TOTAL</b>	<b>\$216,717</b>	<b>0.00</b>	<b>\$250,250</b>	<b>0.00</b>	<b>\$241,250</b>	<b>0.00</b>	<b>\$241,250</b>		<b>0.00</b>

**CORE DECISION ITEM**

<b>Department of Higher Education</b>					<b>Budget Unit</b> <u>55687C</u>				
<b>Division of Missouri Student Grants and Scholarships</b>									
<b>Core - Wartime Veterans Survivor Grant Program</b>									
<b>1. CORE FINANCIAL SUMMARY</b>									
<b>FY 2015 Budget Request</b>					<b>FY 2015 Governor's Recommendation</b>				
	<b>GR</b>	<b>Federal</b>	<b>Other</b>	<b>Total</b>		<b>GR</b>	<b>Federal</b>	<b>Other</b>	<b>Total</b>
PS	0	0	0	0	PS	0	0	0	0
EE	0	0	0	0	EE	0	0	0	0
PSD	241,250	0	0	241,250	PSD	241,250	0	0	241,250
<b>Total</b>	<b>241,250</b>	<b>0</b>	<b>0</b>	<b>241,250</b>	<b>Total</b>	<b>241,250</b>	<b>0</b>	<b>0</b>	<b>241,250</b>
<b>FTE</b>	<b>0.00</b>	<b>0.00</b>	<b>0.00</b>	<b>0.00</b>	<b>FTE</b>	<b>0.00</b>	<b>0.00</b>	<b>0.00</b>	<b>0.00</b>
<b>Est. Fringe</b>	<b>0</b>	<b>0</b>	<b>0</b>	<b>0</b>	<b>Est. Fringe</b>	<b>0</b>	<b>0</b>	<b>0</b>	<b>0</b>
<i>Note: Fringes budgeted in House Bill 5 except for certain fringes budgeted directly to MoDOT, Highway Patrol, and Conservation.</i>					<i>Note: Fringes budgeted in House Bill 5 except for certain fringes budgeted directly to MoDOT, Highway Patrol, and Conservation.</i>				
<b>Other Funds:</b>					<b>Other Funds:</b>				
<b>Notes:</b> In FY 13, funds for this program were collapsed into a single line item appropriation with five other scholarship programs as outlined below in Section 4.					<b>Notes:</b> In FY 13, funds for this program were collapsed into a single line item appropriation with five other scholarship programs as outlined below in Section 4.				
<b>2. CORE DESCRIPTION</b>									
Section 173.234, RSMo, establishes the Wartime Veterans Survivor Grant Program to provide up to 25 grants annually to spouses or children of Missouri veterans who died or became disabled from combat. Grants include tuition (capped at the rate charged by the University of Missouri - Columbia), plus up to \$2,000 for room and board and \$500 for books per semester. Based on 12 semester credit hours of attendance, the maximum annual award would be \$11,576 per grant.									
As outlined in the core reconciliation detail (#5), a core reallocation is being processed to transfer \$9,000 from this program to the Public Service Officer Survivor Grant Program.									

**CORE DECISION ITEM**

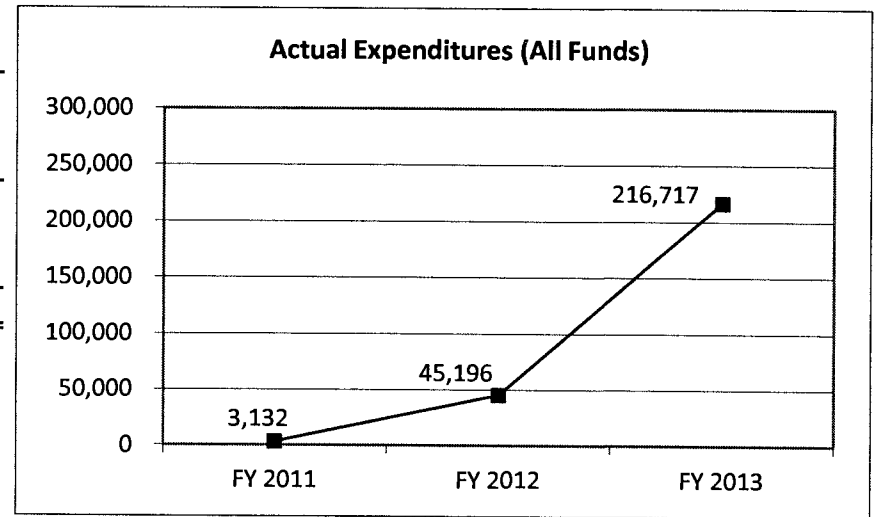
<b>Department of Higher Education</b>	<b>Budget Unit</b> <u>55687C</u>
<b>Division of Missouri Student Grants and Scholarships</b>	
<b>Core - Wartime Veterans Survivor Grant Program</b>	

**3. PROGRAM LISTING (list programs included in this core funding)**

Wartime Veterans Survivor Grant Program

**4. FINANCIAL HISTORY**

	FY 2011 Actual	FY 2012 Actual	FY 2013 Actual	FY 2014 Current Yr.
Appropriation (All Funds)	281,250	281,250	281,250	250,250
Less Reverted (All Funds)	(8,438)	(8,438)	(8,438)	N/A
Budget Authority (All Funds)	272,812	272,812	272,812	N/A
Actual Expenditures (All Funds)	3,132	45,196	216,717	N/A
Unexpended (All Funds)	269,680	227,616	56,095	N/A
Unexpended, by Fund:				
General Revenue	269,680	227,616	56,095	N/A
Federal	0	0	0	N/A
Other	0	0	0	N/A
		(1)	(2)	



Reverted includes Governor's standard 3 percent reserve (when applicable) and any extraordinary expenditure restrictions.

**NOTES:** (1) Actual expenditures are \$40,285; a disbursement of \$4,911 erroneously attributed to this program should have been attributed to the Vietnam Veterans Survivor Grant Program but the error was discovered after the allowable timeframe for correction in the financial system. (2) In FY 2013, the TAFP version of HB 3 combined the Advanced Placement Incentive Grant, the Public Service Officer Survivor Grant Program, the Wartime Veteran's Survivor Grant Program, the Minority Teaching Scholarship Program, the Vietnam Veterans Survivor Grant Program, and the Marguerite Ross Barnett Scholarship Program into a single line item appropriation. This allows any unexpended funds from these programs, after awards are made to all eligible applicants, to be used in the Marguerite Ross Barnett Scholarship Program, which historically has had more applicants than available funding, and other programs in this group that may have more applicants than available funding. For FY 2013 a total of \$216,717 in Wartime Veteran Survivors Grant funds were expended, comprised of \$74,925 disbursed to Wartime Veterans Survivors Grant students and \$141,792 disbursed to Marguerite Ross Barnett Scholarship students.



**CORE RECONCILIATION DETAIL**

**DEPARTMENT OF HIGHER EDUCATION**  
**VETERANS SURVIVOR GRANT**

**5. CORE RECONCILIATION DETAIL**

	<b>Budget Class</b>	<b>FTE</b>	<b>GR</b>	<b>Federal</b>	<b>Other</b>	<b>Total</b>	<b>Explanation</b>
<b>TAFP AFTER VETOES</b>							
	PD	0.00	250,250	0	0	250,250	
	<b>Total</b>	<b>0.00</b>	<b>250,250</b>	<b>0</b>	<b>0</b>	<b>250,250</b>	
<b>DEPARTMENT CORE ADJUSTMENTS</b>							
Core Reallocation	1039 4443 PD	0.00	(9,000)	0	0	(9,000)	Reallocation necessary to fund Public Service Survivor recipients
	<b>NET DEPARTMENT CHANGES</b>	<b>0.00</b>	<b>(9,000)</b>	<b>0</b>	<b>0</b>	<b>(9,000)</b>	
<b>DEPARTMENT CORE REQUEST</b>							
	PD	0.00	241,250	0	0	241,250	
	<b>Total</b>	<b>0.00</b>	<b>241,250</b>	<b>0</b>	<b>0</b>	<b>241,250</b>	
<b>GOVERNOR'S RECOMMENDED CORE</b>							
	PD	0.00	241,250	0	0	241,250	
	<b>Total</b>	<b>0.00</b>	<b>241,250</b>	<b>0</b>	<b>0</b>	<b>241,250</b>	

**DECISION ITEM DETAIL**

Budget Unit	FY 2013	FY 2013	FY 2014	FY 2014	FY 2015	FY 2015	FY 2015	FY 2015
Decision Item	ACTUAL	ACTUAL	BUDGET	BUDGET	DEPT REQ	DEPT REQ	GOV REC	GOV REC
Budget Object Class	DOLLAR	FTE	DOLLAR	FTE	DOLLAR	FTE	DOLLAR	FTE
<b>VETERANS SURVIVOR GRANT</b>								
<b>CORE</b>								
PROGRAM DISTRIBUTIONS	216,717	0.00	250,250	0.00	241,250	0.00	241,250	0.00
TOTAL - PD	216,717	0.00	250,250	0.00	241,250	0.00	241,250	0.00
<b>GRAND TOTAL</b>	<b>\$216,717</b>	<b>0.00</b>	<b>\$250,250</b>	<b>0.00</b>	<b>\$241,250</b>	<b>0.00</b>	<b>\$241,250</b>	<b>0.00</b>
GENERAL REVENUE	\$216,717	0.00	\$250,250	0.00	\$241,250	0.00	\$241,250	0.00
FEDERAL FUNDS	\$0	0.00	\$0	0.00	\$0	0.00	\$0	0.00
OTHER FUNDS	\$0	0.00	\$0	0.00	\$0	0.00	\$0	0.00

**PROGRAM DESCRIPTION**

**Department of Higher Education**

**Wartime Veterans Survivor Grant Program**

**Program is found in the following core budget(s): Wartime Veterans Survivor Grant Program**

**1. What does this program do?**

HB 1678 (2008) established the Wartime Veterans Survivor Grant Program to provide up to 25 scholarships annually to spouses or children of Missouri veterans who died or became disabled from combat. Grants include tuition (capped at the rate charged by the University of Missouri - Columbia), plus up to \$2,000 for room and board and \$500 for books per semester. Based on 12 semester credit hours of attendance, the maximum annual award would be \$11,576 per grant.

**2. What is the authorization for this program, i.e., federal or state statute, etc.? (Include the federal program number, if applicable.)**

173.234, RSMo

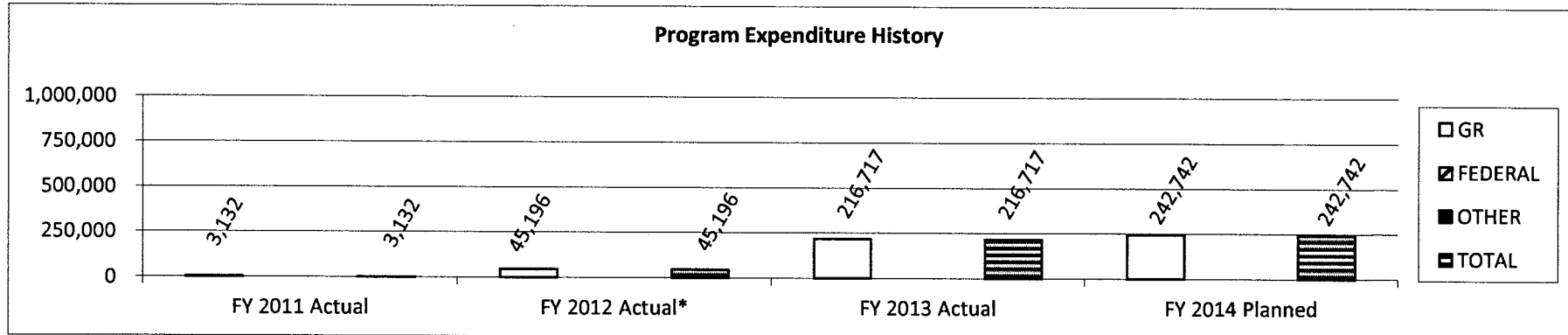
**3. Are there federal matching requirements? If yes, please explain.**

No

**4. Is this a federally mandated program? If yes, please explain.**

No

**5. Provide actual expenditures for the prior three fiscal years and planned expenditures for the current fiscal year.**



\*Actual expenditures are \$40,285; a disbursement of \$4,911 erroneously attributed to this program should have been attributed to the Vietnam Veterans Survivor Grant Program but the error was discovered after the allowable timeframe for correction in the financial system.

**6. What are the sources of the "Other" funds?**

N/A

**PROGRAM DESCRIPTION**

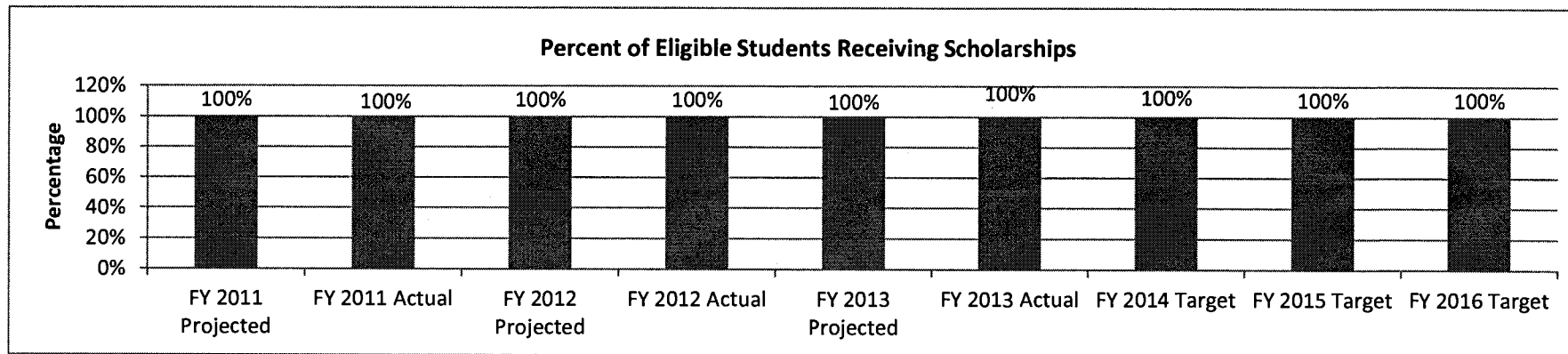
**Department of Higher Education**

**Wartime Veterans Survivor Grant Program**

**Program is found in the following core budget(s): Wartime Veterans Survivor Grant Program**


**7a. Provide an effectiveness measure.**

To demonstrate the program's efficacy, the number of students paid will be compared to the number of applicants to determine the number of eligible students receiving the grant.



**7b. Provide an efficiency measure.**

To demonstrate the program's efficiency, the amount of funds returned will be compared to the amount of funds disbursed to determine the percent of disbursed funds returned.



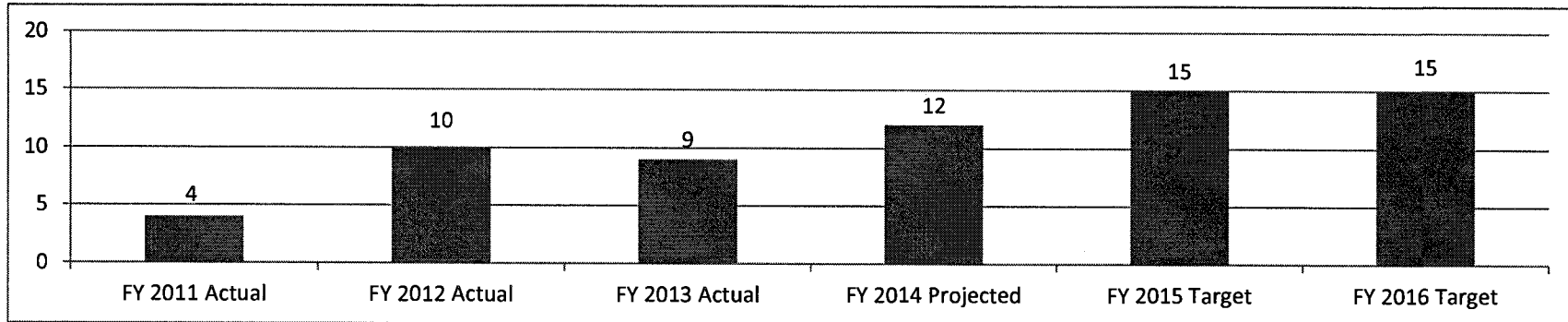
**PROGRAM DESCRIPTION**

**Department of Higher Education**

**Wartime Veterans Survivor Grant Program**

**Program is found in the following core budget(s): Wartime Veterans Survivor Grant Program**

**7c. Provide the number of clients/individuals served, if applicable.**



**7d. Provide a customer satisfaction measure, if available.**

N/A

**DECISION ITEM SUMMARY**

<b>Budget Unit</b>								
<b>Decision Item</b>	<b>FY 2013</b>	<b>FY 2013</b>	<b>FY 2014</b>	<b>FY 2014</b>	<b>FY 2015</b>	<b>FY 2015</b>	<b>FY 2015</b>	<b>FY 2015</b>
<b>Budget Object Summary</b>	<b>ACTUAL</b>	<b>ACTUAL</b>	<b>BUDGET</b>	<b>BUDGET</b>	<b>DEPT REQ</b>	<b>DEPT REQ</b>	<b>GOV REC</b>	<b>GOV REC</b>
<b>Fund</b>	<b>DOLLAR</b>	<b>FTE</b>	<b>DOLLAR</b>	<b>FTE</b>	<b>DOLLAR</b>	<b>FTE</b>	<b>DOLLAR</b>	<b>FTE</b>
<b>MINORITY TEACHING SCHOLARSHIPS</b>								
<b>CORE</b>								
<b>PROGRAM-SPECIFIC</b>								
LOTTERY PROCEEDS	114,157	0.00	169,000	0.00	169,000	0.00	169,000	0.00
TOTAL - PD	114,157	0.00	169,000	0.00	169,000	0.00	169,000	0.00
<b>TOTAL</b>	<b>114,157</b>	<b>0.00</b>	<b>169,000</b>	<b>0.00</b>	<b>169,000</b>	<b>0.00</b>	<b>169,000</b>	<b>0.00</b>
<b>GRAND TOTAL</b>	<b>\$114,157</b>	<b>0.00</b>	<b>\$169,000</b>	<b>0.00</b>	<b>\$169,000</b>	<b>0.00</b>	<b>\$169,000</b>	<b>0.00</b>

**CORE DECISION ITEM**

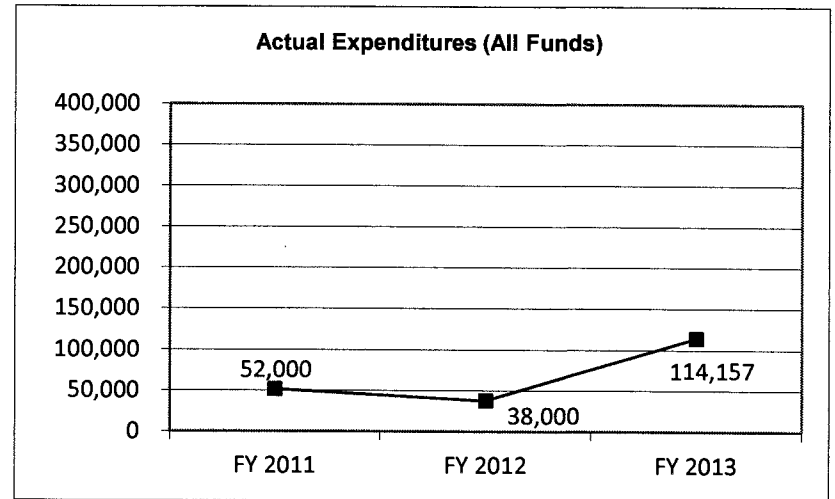
<b>Department of Higher Education</b>					<b>Budget Unit 55689C</b>				
<b>Division of Missouri Student Grants and Scholarships</b>									
<b>Core - Missouri Minority Teaching Scholarship Program</b>									
<b>1. CORE FINANCIAL SUMMARY</b>									
	<b>FY 2015 Budget Request</b>					<b>FY 2015 Governor's Recommendation</b>			
	<b>GR</b>	<b>Federal</b>	<b>Other</b>	<b>Total</b>		<b>GR</b>	<b>Fed</b>	<b>Other</b>	<b>Total</b>
PS	0	0	0	0	PS	0	0	0	0
EE	0	0	0	0	EE	0	0	0	0
PSD	0	0	169,000	169,000	PSD	0	0	169,000	169,000
<b>Total</b>	<b>0</b>	<b>0</b>	<b>169,000</b>	<b>169,000</b>	<b>Total</b>	<b>0</b>	<b>0</b>	<b>169,000</b>	<b>169,000</b>
FTE	0.00	0.00	0.00	0.00	FTE	0.00	0.00	0.00	0.00
<b>Est. Fringe</b>	0	0	0	0	<b>Est. Fringe</b>	0	0	0	0
<i>Note: Fringes budgeted in House Bill 5 except for certain fringes budgeted directly to MoDOT, Highway Patrol, and Conservation.</i>					<i>Note: Fringes budgeted in House Bill 5 except for certain fringes budgeted directly to MoDOT, Highway Patrol, and Conservation.</i>				
Other Funds: Lottery Proceeds Fund (0291)					Other Funds: Lottery Proceeds Fund (0291)				
Notes: Funds for this program were collapsed into a single line item appropriation with five other scholarship programs as outlined below in Section 4. See Notes (1).					Notes: Funds for this program were collapsed into a single line item appropriation with five other scholarship programs as outlined below in Section 4. See Notes (1).				
<b>2. CORE DESCRIPTION</b>									
<p>The Minority Teaching Scholarship program provides annual scholarships of \$2,000 to up to 100 Missouri high school graduates and college students who are members of identified minority groups and meet specified academic standards (high school rank at or above the 75th percentile or score in the top 25 percent on national placement test). Scholarships are renewable for up to three additional years. Recipients must make a commitment to pursue a teacher education program and teach for five years in a Missouri public school. Scholarships to students that fail to fulfill the teaching obligation convert to loans which must be repaid, with interest, within two years. Continuing core funding of \$169,000 for this program will permit the department to continue to offer scholarships, as provided in statute.</p>									
<b>3. PROGRAM LISTING (list programs included in this core funding)</b>									
Missouri Minority Teaching Scholarship Program									

**CORE DECISION ITEM**

<b>Department of Higher Education</b>	<b>Budget Unit</b> <u>55689C</u>
<b>Division of Missouri Student Grants and Scholarships</b>	
<b>Core - Missouri Minority Teaching Scholarship Program</b>	

**4. FINANCIAL HISTORY**

	FY 2011 Actual	FY 2012 Actual	FY 2013 Actual	FY 2014 Current Yr.
Appropriation (All Funds)	169,000	169,000	169,000	169,000
Less Reverted (All Funds)	(5,070)	0	(5,070)	N/A
Budget Authority (All Funds)	163,930	169,000	163,930	N/A
Actual Expenditures (All Funds)	52,000	38,000	114,157	N/A
Unexpended (All Funds)	111,930	131,000	49,773	N/A
Unexpended, by Fund:				
General Revenue	0	0	0	N/A
Federal	0	0	0	N/A
Other	111,930	131,000	49,773	N/A



(1)

Reverted includes Governor's standard 3 percent reserve (when applicable) and any extraordinary expenditure restrictions.

**NOTES:** (1) Beginning in FY 2013, the TAFP version of HB 3 combines the Advanced Placement Incentive Grant, the Public Service Officer Survivor Grant Program, the Wartime Veteran's Survivor Grant Program, the Minority Teaching Scholarship Program, the Vietnam Veterans Survivor Grant Program, and the Marguerite Ross Barnett Scholarship Program into a single line item appropriation. This will allow any unexpended funds from these programs, after awards are made to eligible applicants, to be used in the Marguerite Ross Barnett Scholarship Program, which historically has had more applicants than available funding, and other programs in this group that may have more applicants than available funding. For FY 2013 a total of \$114,157 in Minority Teaching funds were expended, comprised of \$21,000 disbursed to Minority Teaching Scholarship students, \$83,459 disbursed to Marguerite Ross Barnett Scholarship students, and \$9,698 disbursed to Public Safety Officer Survivor Grant students.



**CORE RECONCILIATION DETAIL**

**DEPARTMENT OF HIGHER EDUCATION**  
**MINORITY TEACHING SCHOLARSHIPS**

**5. CORE RECONCILIATION DETAIL**

	<b>Budget Class</b>	<b>FTE</b>	<b>GR</b>	<b>Federal</b>	<b>Other</b>	<b>Total</b>	<b>Explanation</b>
<b>TAFP AFTER VETOES</b>							
	PD	0.00	0	0	169,000	169,000	
	<b>Total</b>	<b>0.00</b>	<b>0</b>	<b>0</b>	<b>169,000</b>	<b>169,000</b>	
<b>DEPARTMENT CORE REQUEST</b>							
	PD	0.00	0	0	169,000	169,000	
	<b>Total</b>	<b>0.00</b>	<b>0</b>	<b>0</b>	<b>169,000</b>	<b>169,000</b>	
<b>GOVERNOR'S RECOMMENDED CORE</b>							
	PD	0.00	0	0	169,000	169,000	
	<b>Total</b>	<b>0.00</b>	<b>0</b>	<b>0</b>	<b>169,000</b>	<b>169,000</b>	

**DECISION ITEM DETAIL**

Budget Unit	FY 2013	FY 2013	FY 2014	FY 2014	FY 2015	FY 2015	FY 2015	FY 2015
Decision Item	ACTUAL	ACTUAL	BUDGET	BUDGET	DEPT REQ	DEPT REQ	GOV REC	GOV REC
Budget Object Class	DOLLAR	FTE	DOLLAR	FTE	DOLLAR	FTE	DOLLAR	FTE
<b>MINORITY TEACHING SCHOLARSHIPS</b>								
<b>CORE</b>								
PROGRAM DISTRIBUTIONS	114,157	0.00	169,000	0.00	169,000	0.00	169,000	0.00
TOTAL - PD	114,157	0.00	169,000	0.00	169,000	0.00	169,000	0.00
<b>GRAND TOTAL</b>	<b>\$114,157</b>	<b>0.00</b>	<b>\$169,000</b>	<b>0.00</b>	<b>\$169,000</b>	<b>0.00</b>	<b>\$169,000</b>	<b>0.00</b>
GENERAL REVENUE	\$0	0.00	\$0	0.00	\$0	0.00	\$0	0.00
FEDERAL FUNDS	\$0	0.00	\$0	0.00	\$0	0.00	\$0	0.00
OTHER FUNDS	\$114,157	0.00	\$169,000	0.00	\$169,000	0.00	\$169,000	0.00

**PROGRAM DESCRIPTION**

**Department of Higher Education**

**Missouri Minority Teaching Scholarship Program**

**Program is found in the following core budget(s): Missouri Minority Teaching Scholarship Program**

**1. What does this program do?**

The Minority Teaching Scholarship program provides annual scholarships of \$2,000 to up to 100 Missouri high school graduates and college students who are members of identified minority groups and meet specified academic standards. Scholarships are renewable for up to three additional years. Recipients must make a commitment to pursue a teacher education program and teach for five years in a Missouri public school. Scholarships to students that fail to fulfill the teaching obligation convert to loans which must be repaid, with interest, within two years.

**2. What is the authorization for this program, i.e., federal or state statute, etc.? (Include the federal program number, if applicable.)**

Section 161.415, RSMo

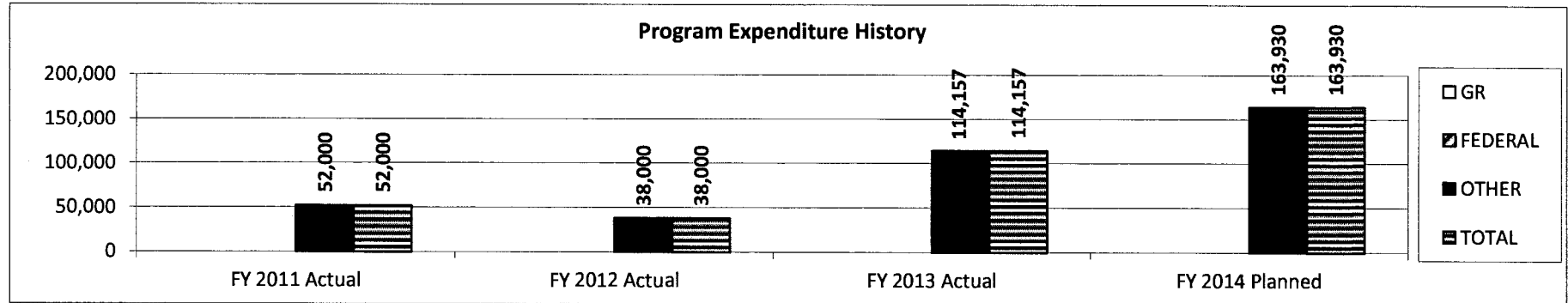
**3. Are there federal matching requirements? If yes, please explain.**

No

**4. Is this a federally mandated program? If yes, please explain.**

No

**5. Provide actual expenditures for the prior three fiscal years and planned expenditures for the current fiscal year.**



**6. What are the sources of the "Other" funds?**

Lottery Proceeds Fund (0291)

**PROGRAM DESCRIPTION**

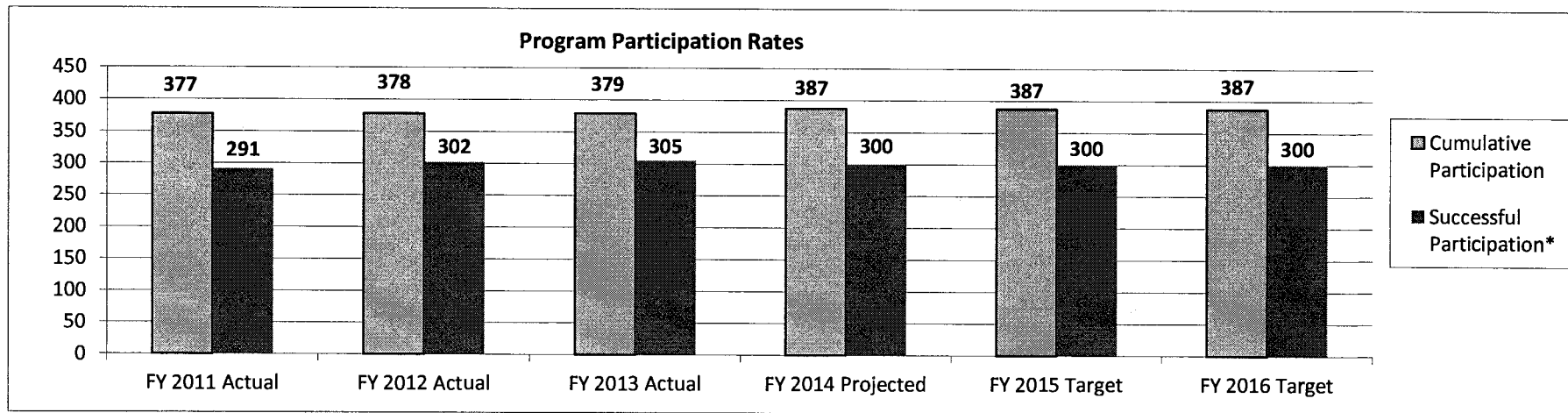
**Department of Higher Education**

**Missouri Minority Teaching Scholarship Program**

**Program is in the following core budget(s): Missouri Minority Teaching Scholarship Program**

**7a. Provide an effectiveness measure.**

Since 1995, the scholarship has provided the state with new minority teachers and the prospect for needed growth. The goal of the program is to provide incentives for minority students to obtain teacher certification and continue in the teaching field for at least five years.



\* This category includes recipients who have completed the program and fulfilled their requirement of five years of teaching in Missouri public schools, are currently classroom teachers in Missouri public schools, have graduated and are searching for jobs in Missouri public schools, or are currently enrolled in teacher education programs in Missouri colleges and universities.

**7b. Provide an efficiency measure.**

N/A

**PROGRAM DESCRIPTION**

<b>Department of Higher Education</b>						
<b>Missouri Minority Teaching Scholarship Program</b>						
<b>Program is found in the following core budget(s): Missouri Minority Teaching Scholarship Program</b>						
<b>7c. Provide the number of clients/individuals served, if applicable.</b>						
How many students are receiving scholarships under this program?						
	<b>FY 2011</b>	<b>FY 2012</b>	<b>FY 2013</b>	<b>FY 2014</b>	<b>FY 2015</b>	<b>FY 2016</b>
	<b>Actual</b>	<b>Actual</b>	<b>Actual</b>	<b>Projected</b>	<b>Target</b>	<b>Target</b>
Number of new scholarships.	0	1	1	5	5	5
Note: Numbers reflect actual new recipients and do not reflect renewals for previous years.						
<b>7d. Provide a customer satisfaction measure, if available.</b>						
N/A						

**DECISION ITEM SUMMARY**

Budget Unit	FY 2013	FY 2013	FY 2014	FY 2014	FY 2015	FY 2015	FY 2015	FY 2015
Decision Item	ACTUAL	ACTUAL	BUDGET	BUDGET	DEPT REQ	DEPT REQ	GOV REC	GOV REC
Budget Object Summary	DOLLAR	FTE	DOLLAR	FTE	DOLLAR	FTE	DOLLAR	FTE
Fund								
<b>MINORITY ENIVRM LITERACY PRG</b>								
<b>CORE</b>								
PROGRAM-SPECIFIC								
GENERAL REVENUE	29,508	0.00	32,964	0.00	32,964	0.00	32,964	0.00
TOTAL - PD	29,508	0.00	32,964	0.00	32,964	0.00	32,964	0.00
<b>TOTAL</b>	<b>29,508</b>	<b>0.00</b>	<b>32,964</b>	<b>0.00</b>	<b>32,964</b>	<b>0.00</b>	<b>32,964</b>	<b>0.00</b>
<b>GRAND TOTAL</b>	<b>\$29,508</b>	<b>0.00</b>	<b>\$32,964</b>	<b>0.00</b>	<b>\$32,964</b>	<b>0.00</b>	<b>\$32,964</b>	<b>0.00</b>

**CORE DECISION ITEM**

<b>Department of Higher Education</b>	<b>Budget Unit</b> <u>55696C</u>
<b>Division of Missouri Student Grants and Scholarships</b>	
<b>Core - Minority &amp; Underrepresented Environmental Literacy Program</b>	

**1. CORE FINANCIAL SUMMARY**

	FY 2015 Budget Request			
	GR	Federal	Other	Total
PS	0	0	0	0
EE	0	0	0	0
PSD	32,964	0	0	32,964
TRF		0	0	0
<b>Total</b>	<b>32,964</b>	<b>0</b>	<b>0</b>	<b>32,964</b>
FTE	0.00	0.00	0.00	0.00

	FY 2015 Governor's Recommendation			
	GR	Federal	Other	Total
PS	0	0	0	0
EE	0	0	0	0
PSD	32,964	0	0	32,964
TRF	0	0	0	0
<b>Total</b>	<b>32,964</b>	<b>0</b>	<b>0</b>	<b>32,964</b>
FTE	0.00	0.00	0.00	0.00

<b>Est. Fringe</b>	0	0	0	0
<i>Note: Fringes budgeted in House Bill 5 except for certain fringes budgeted directly to MoDOT, Highway Patrol, and Conservation.</i>				

<b>Est. Fringe</b>	0	0	0	0
<i>Note: Fringes budgeted in House Bill 5 except for certain fringes budgeted directly to MoDOT, Highway Patrol, and Conservation.</i>				

Other Funds:

Other Funds:

**2. CORE DESCRIPTION**

The Minority and Underrepresented Environmental Literacy Program provides scholarships to full-time students who are members of an identified minority and underrepresented population who pursue a bachelor's or master's degree in an environmental-related field of study at a Missouri college or university and who meet specified academic standards. The core request for \$32,964 will allow the MDHE to continue to offer scholarships to approximately 15 students per year.

**3. PROGRAM LISTING (list programs included in this core funding)**

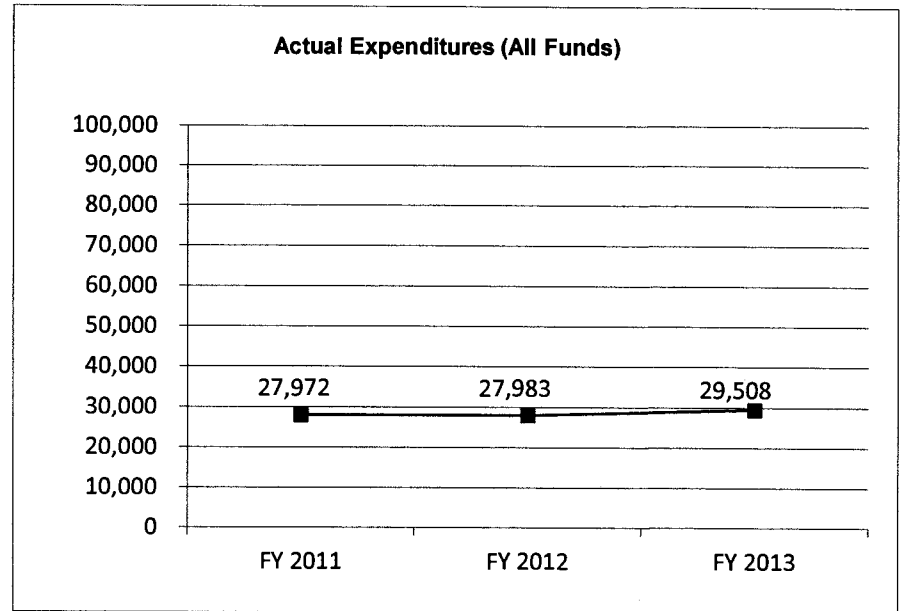
Minority and Underrepresented Environmental Literacy Program

**CORE DECISION ITEM**

<b>Department of Higher Education</b>	<b>Budget Unit</b> <u>55696C</u>
<b>Division of Missouri Student Grants and Scholarships</b>	
<b>Core - Minority &amp; Underrepresented Environmental Literacy Program</b>	

**4. FINANCIAL HISTORY**

	FY 2011 Actual	FY 2012 Actual	FY 2013 Actual	FY 2014 Current Yr.
Appropriation (All Funds)	82,964	82,964	82,964	32,964
Less Reverted (All Funds)	(989)	(989)	(989)	N/A
Budget Authority (All Funds)	81,975	81,975	81,975	N/A
Actual Expenditures (All Funds)	27,972	27,983	29,508	N/A
Unexpended (All Funds)	54,003	53,992	52,467	N/A
Unexpended, by Fund:				
General Revenue	4,003	3,992	2,467	N/A
Federal	0	0	0	N/A
Other	50,000	50,000	50,000	N/A
	(1)	(1)	(1)	



Reverted includes Governor's standard 3 percent reserve (when applicable) and any extraordinary expenditure restrictions.

**NOTES:** Actual expenditures for all fiscal years are as of June 30 and do not include lapse period activities.  
 (1) The recruitment and retention fund was not utilized during these fiscal years, which resulted in \$50,000 in unexpended funds.



**CORE RECONCILIATION DETAIL**

**DEPARTMENT OF HIGHER EDUCATION**

**MINORITY ENVIRN LITERACY PRG**

**5. CORE RECONCILIATION DETAIL**

	<b>Budget Class</b>	<b>FTE</b>	<b>GR</b>	<b>Federal</b>	<b>Other</b>	<b>Total</b>	<b>Explanation</b>
<b>TAFP AFTER VETOES</b>							
	PD	0.00	32,964	0	0	32,964	
	<b>Total</b>	<b>0.00</b>	<b>32,964</b>	<b>0</b>	<b>0</b>	<b>32,964</b>	
<b>DEPARTMENT CORE REQUEST</b>							
	PD	0.00	32,964	0	0	32,964	
	<b>Total</b>	<b>0.00</b>	<b>32,964</b>	<b>0</b>	<b>0</b>	<b>32,964</b>	
<b>GOVERNOR'S RECOMMENDED CORE</b>							
	PD	0.00	32,964	0	0	32,964	
	<b>Total</b>	<b>0.00</b>	<b>32,964</b>	<b>0</b>	<b>0</b>	<b>32,964</b>	

**DECISION ITEM DETAIL**

Budget Unit	FY 2013	FY 2013	FY 2014	FY 2014	FY 2015	FY 2015	FY 2015	FY 2015
Decision Item	ACTUAL	ACTUAL	BUDGET	BUDGET	DEPT REQ	DEPT REQ	GOV REC	GOV REC
Budget Object Class	DOLLAR	FTE	DOLLAR	FTE	DOLLAR	FTE	DOLLAR	FTE
<b>MINORITY ENIVRM LITERACY PRG</b>								
<b>CORE</b>								
PROGRAM DISTRIBUTIONS	29,508	0.00	32,964	0.00	32,964	0.00	32,964	0.00
TOTAL - PD	29,508	0.00	32,964	0.00	32,964	0.00	32,964	0.00
<b>GRAND TOTAL</b>	<b>\$29,508</b>	<b>0.00</b>	<b>\$32,964</b>	<b>0.00</b>	<b>\$32,964</b>	<b>0.00</b>	<b>\$32,964</b>	<b>0.00</b>
GENERAL REVENUE	\$29,508	0.00	\$32,964	0.00	\$32,964	0.00	\$32,964	0.00
FEDERAL FUNDS	\$0	0.00	\$0	0.00	\$0	0.00	\$0	0.00
OTHER FUNDS	\$0	0.00	\$0	0.00	\$0	0.00	\$0	0.00

**PROGRAM DESCRIPTION**

**Department of Higher Education**

**Minority & Underrepresented Environmental Literacy Program**

**Program is found in the following core budget(s): Minority & Underrepresented Environmental Literacy Program**

**1. What does this program do?**

The Minority and Underrepresented Environmental Literacy Program was established in 1996 by the Missouri Legislature to create opportunities for students to explore areas of environmental science, provide funds for students contingent upon academic status and performance, and create a pool of applicants that reflects the cultural diversity of Missouri. The program provides scholarships to students who pursue a bachelor's or master's degree in an environmental-related field of study at a Missouri college or university. Priority is given to minority and underrepresented students.

**2. What is the authorization for this program, i.e., federal or state statute, etc.? (Include the federal program number, if applicable.)**

Section 173.240, RSMo

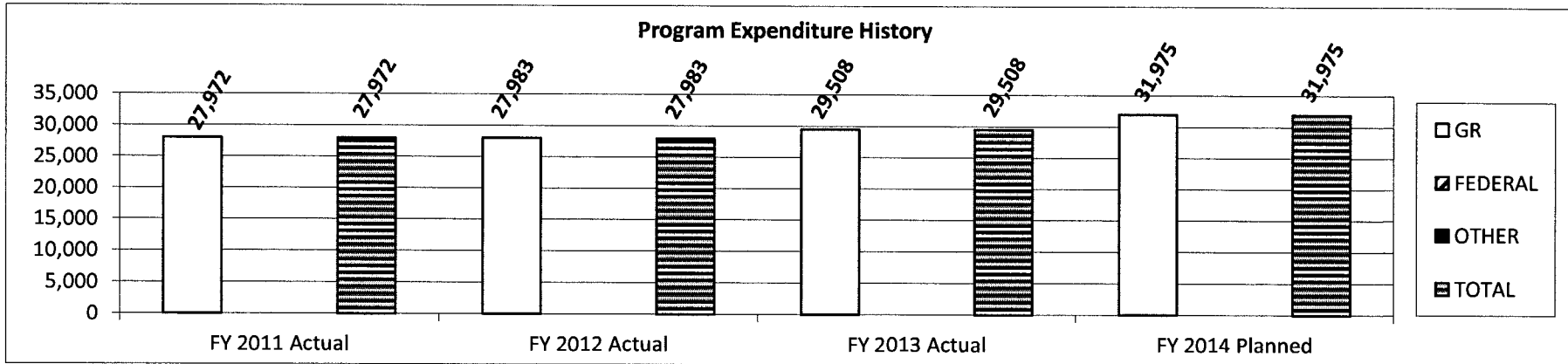
**3. Are there federal matching requirements? If yes, please explain.**

No

**4. Is this a federally mandated program? If yes, please explain.**

No

**5. Provide actual expenditures for the prior three fiscal years and planned expenditures for the current fiscal year.**



Actual expenditures for all fiscal years are as of June 30 and do not include lapse period activities.

**6. What are the sources of the "Other " funds?**

Recruitment and Retention Scholarship Fund (0832)

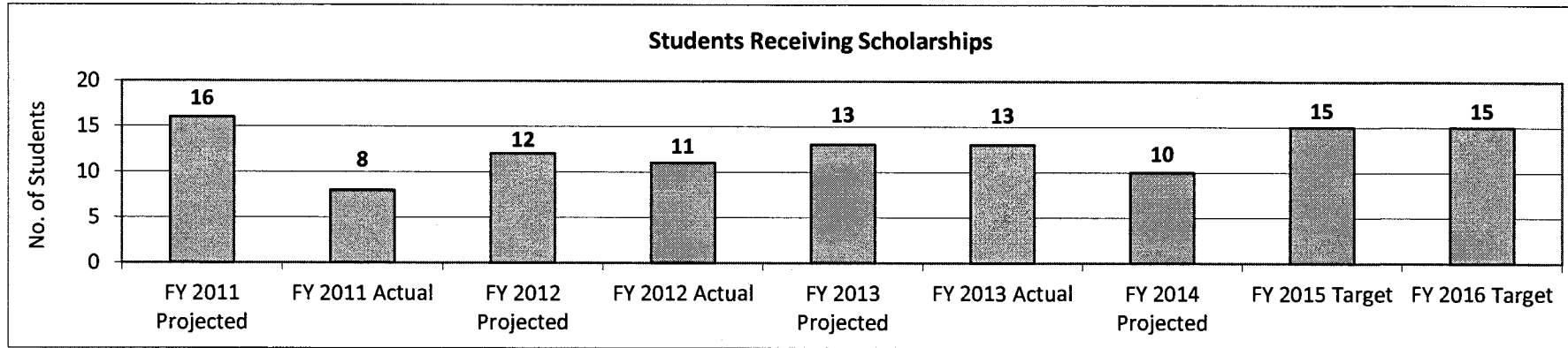
**PROGRAM DESCRIPTION**

**Department of Higher Education**

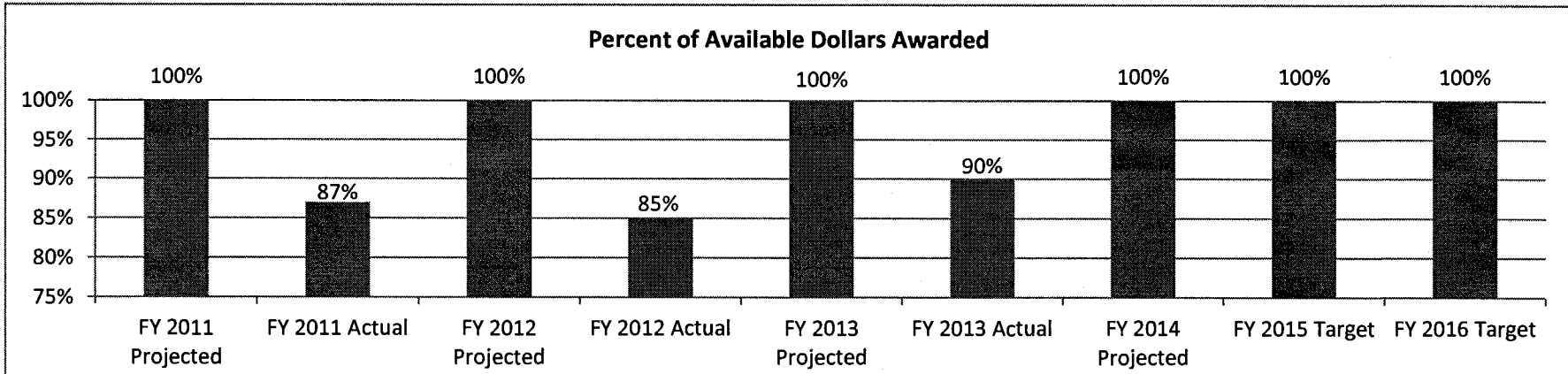
**Minority & Underrepresented Environmental Literacy Program**

**Program is found in the following core budget(s): Minority & Underrepresented Environmental Literacy Program**

**7a. Provide an effectiveness measure.**



**7b. Provide an efficiency measure.**



**7c. Provide the number of clients/individuals served, if applicable.**

Provided in 7a above. The MDHE is actively involved in college nights and career fairs around the state to encourage participation in the Minority and Underrepresented Environmental Literacy Program.

**7d. Provide a customer satisfaction measure, if available.**

N/A

**DECISION ITEM SUMMARY**

Budget Unit								
Decision Item	FY 2013	FY 2013	FY 2014	FY 2014	FY 2015	FY 2015	FY 2015	FY 2015
Budget Object Summary	ACTUAL	ACTUAL	BUDGET	BUDGET	DEPT REQ	DEPT REQ	GOV REC	GOV REC
Fund	DOLLAR	FTE	DOLLAR	FTE	DOLLAR	FTE	DOLLAR	FTE
<b>ADVANTAGE MISSOURI PROGRAM</b>								
<b>CORE</b>								
<b>PROGRAM-SPECIFIC</b>								
ADVANTAGE MISSOURI TRUST	0	0.00	15,000	0.00	15,000	0.00	15,000	0.00
TOTAL - PD	0	0.00	15,000	0.00	15,000	0.00	15,000	0.00
<b>TOTAL</b>	<b>0</b>	<b>0.00</b>	<b>15,000</b>	<b>0.00</b>	<b>15,000</b>	<b>0.00</b>	<b>15,000</b>	<b>0.00</b>
<b>GRAND TOTAL</b>	<b>\$0</b>	<b>0.00</b>	<b>\$15,000</b>	<b>0.00</b>	<b>\$15,000</b>	<b>0.00</b>	<b>\$15,000</b>	<b>0.00</b>

**CORE DECISION ITEM**

<b>Department of Higher Education</b>	<b>Budget Unit</b> 55697C
<b>Division of Missouri Student Grants and Scholarships</b>	
<b>Core - Advantage Missouri Program</b>	

**1. CORE FINANCIAL SUMMARY**

	FY 2015 Budget Request			
	GR	Federal	Other	Total
PS	0	0	0	0
EE	0	0	0	0
PSD	0	0	15,000	15,000
<b>Total</b>	<b>0</b>	<b>0</b>	<b>15,000</b>	<b>15,000</b>
FTE	0.00	0.00	0.00	0.00

	FY 2015 Governor's Recommendation			
	GR	Fed	Other	Total
PS	0	0	0	0
EE	0	0	0	0
PSD	0	0	15,000	15,000
<b>Total</b>	<b>0</b>	<b>0</b>	<b>15,000</b>	<b>15,000</b>
FTE	0.00	0.00	0.00	0.00

<b>Est. Fringe</b>	0	0	0	0
--------------------	---	---	---	---

*Note: Fringes budgeted in House Bill 5 except for certain fringes budgeted directly to MoDOT, Highway Patrol, and Conservation.*

<b>Est. Fringe</b>	0	0	0	0
--------------------	---	---	---	---

*Note: Fringes budgeted in House Bill 5 except for certain fringes budgeted directly to MoDOT, Highway Patrol, and Conservation.*

Other Funds: Advantage Missouri Trust Fund (0856)

Other Funds: Advantage Missouri Trust Fund (0856)

Notes:

Notes:

**2. CORE DESCRIPTION**

The Advantage Missouri program, established in 1998, was a loan forgiveness program designed to encourage students to enroll in postsecondary education programs leading to employment in high demand occupations, as designated by the Coordinating Board for Higher Education. Graduates are eligible for loan forgiveness based on working in a high demand occupation within the state of Missouri.

Although funding for new students was terminated in 2004-2005 and the last participating student graduated in August 2007, the loan repayment and forgiveness process continues to be required in order to complete the department's obligations under the program. This appropriation will maintain funds in the program in order to permit the department to accept loan payments from graduates and to make any necessary refunds to those graduates if they overpay their loan account.

**3. PROGRAM LISTING (list programs included in this core funding)**

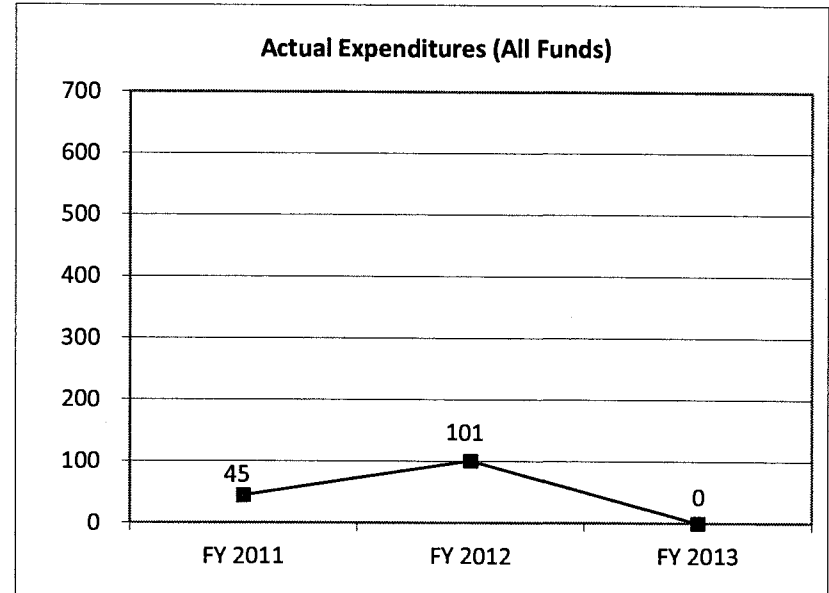
Advantage Missouri Program

**CORE DECISION ITEM**

<b>Department of Higher Education</b>	<b>Budget Unit 55697C</b>
<b>Division of Missouri Student Grants and Scholarships</b>	
<b>Core - Advantage Missouri Program</b>	

**4. FINANCIAL HISTORY**

	FY 2011 Actual	FY 2012 Actual	FY 2013 Actual	FY 2014 Current Yr.
Appropriation (All Funds)	15,000	15,000	15,000	15,000
Less Reverted (All Funds)	0	0	0	N/A
Budget Authority (All Funds)	15,000	15,000	15,000	N/A
Actual Expenditures (All Funds)	45	101	0	N/A
Unexpended (All Funds)	14,955	14,899	15,000	N/A
Unexpended, by Fund:				
General Revenue	0	0	0	N/A
Federal	0	0	0	N/A
Other	14,955	14,899	15,000	N/A



Reverted includes Governor's standard 3 percent reserve (when applicable) and any extraordinary expenditure restrictions.

**NOTES:**

**CORE RECONCILIATION DETAIL**

**DEPARTMENT OF HIGHER EDUCATION**  
**ADVANTAGE MISSOURI PROGRAM**

**5. CORE RECONCILIATION DETAIL**

	<b>Budget Class</b>	<b>FTE</b>	<b>GR</b>	<b>Federal</b>	<b>Other</b>	<b>Total</b>	<b>Explanation</b>
<b>TAFP AFTER VETOES</b>							
	PD	0.00	0	0	15,000	15,000	
	<b>Total</b>	<b>0.00</b>	<b>0</b>	<b>0</b>	<b>15,000</b>	<b>15,000</b>	
<b>DEPARTMENT CORE REQUEST</b>							
	PD	0.00	0	0	15,000	15,000	
	<b>Total</b>	<b>0.00</b>	<b>0</b>	<b>0</b>	<b>15,000</b>	<b>15,000</b>	
<b>GOVERNOR'S RECOMMENDED CORE</b>							
	PD	0.00	0	0	15,000	15,000	
	<b>Total</b>	<b>0.00</b>	<b>0</b>	<b>0</b>	<b>15,000</b>	<b>15,000</b>	



**DECISION ITEM DETAIL**

Budget Unit	FY 2013	FY 2013	FY 2014	FY 2014	FY 2015	FY 2015	FY 2015	FY 2015
Decision Item	ACTUAL	ACTUAL	BUDGET	BUDGET	DEPT REQ	DEPT REQ	GOV REC	GOV REC
Budget Object Class	DOLLAR	FTE	DOLLAR	FTE	DOLLAR	FTE	DOLLAR	FTE
<b>ADVANTAGE MISSOURI PROGRAM</b>								
<b>CORE</b>								
REFUNDS	0	0.00	15,000	0.00	15,000	0.00	15,000	0.00
TOTAL - PD	0	0.00	15,000	0.00	15,000	0.00	15,000	0.00
<b>GRAND TOTAL</b>	<b>\$0</b>	<b>0.00</b>	<b>\$15,000</b>	<b>0.00</b>	<b>\$15,000</b>	<b>0.00</b>	<b>\$15,000</b>	<b>0.00</b>
GENERAL REVENUE	\$0	0.00	\$0	0.00	\$0	0.00	\$0	0.00
FEDERAL FUNDS	\$0	0.00	\$0	0.00	\$0	0.00	\$0	0.00
OTHER FUNDS	\$0	0.00	\$15,000	0.00	\$15,000	0.00	\$15,000	0.00

**DECISION ITEM SUMMARY**

Budget Unit								
Decision Item	FY 2013	FY 2013	FY 2014	FY 2014	FY 2015	FY 2015	FY 2015	FY 2015
Budget Object Summary	ACTUAL	ACTUAL	BUDGET	BUDGET	DEPT REQ	DEPT REQ	GOV REC	GOV REC
Fund	DOLLAR	FTE	DOLLAR	FTE	DOLLAR	FTE	DOLLAR	FTE
<b>GEAR UP PROGRAM</b>								
<b>CORE</b>								
<b>PROGRAM-SPECIFIC</b>								
GEAR-UP SCHOLARSHIP	2,950	0.00	100,000	0.00	0	0.00	0	0.00
TOTAL - PD	2,950	0.00	100,000	0.00	0	0.00	0	0.00
<b>TOTAL</b>	<b>2,950</b>	<b>0.00</b>	<b>100,000</b>	<b>0.00</b>	<b>0</b>	<b>0.00</b>	<b>0</b>	<b>0.00</b>
<b>GRAND TOTAL</b>	<b>\$2,950</b>	<b>0.00</b>	<b>\$100,000</b>	<b>0.00</b>	<b>\$0</b>	<b>0.00</b>	<b>\$0</b>	<b>0.00</b>

**CORE DECISION ITEM**

<b>Department of Higher Education</b>					<b>Budget Unit</b> 55620C				
<b>Division of Missouri Student Grants and Scholarships</b>									
<b>Core - GEAR UP</b>									
<b>1. CORE FINANCIAL SUMMARY</b>									
	<b>FY 2015 Budget Request</b>					<b>FY 2015 Governor's Recommendation</b>			
	<b>GR</b>	<b>Federal</b>	<b>Other</b>	<b>Total</b>		<b>GR</b>	<b>Fed</b>	<b>Other</b>	<b>Total</b>
PS	0	0	0	0	PS	0	0	0	0
EE	0	0	0	0	EE	0	0	0	0
PSD	0	0	0	0	PSD	0	0	0	0
<b>Total</b>	<b>0</b>	<b>0</b>	<b>0</b>	<b>0</b>	<b>Total</b>	<b>0</b>	<b>0</b>	<b>0</b>	<b>0</b>
<b>FTE</b>	<b>0.00</b>	<b>0.00</b>	<b>0.00</b>	<b>0.00</b>	<b>FTE</b>	<b>0.00</b>	<b>0.00</b>	<b>0.00</b>	<b>0.00</b>
<b>Est. Fringe</b>	0	0	0	0	<b>Est. Fringe</b>	0	0	0	0
<i>Note: Fringes budgeted in House Bill 5 except for certain fringes budgeted directly to MoDOT, Highway Patrol, and Conservation.</i>					<i>Note: Fringes budgeted in House Bill 5 except for certain fringes budgeted directly to MoDOT, Highway Patrol, and Conservation.</i>				
Other Funds: GEAR UP Scholarship Fund (0737)					Other Funds: GEAR UP Scholarship Fund (0737)				
Notes:					Notes:				
<b>2. CORE DESCRIPTION</b>									
<p>The federal GEAR UP grant award was for a total of \$8.4 million over a six-year period. The grant was intended to improve the educational attainment of Missouri citizens by providing early college preparation and awareness activities to participating students through comprehensive mentoring, counseling, outreach and other support services. The GEAR UP grant program required that 50 percent of the state's award be allocated to scholarships. The final scholarship award was made to the last eligible student in FY 2013, ending the scholarship program.</p> <p>As there is no longer a need for this appropriation, a core reduction was made to the program as outlined in the core reconciliation detail (#5).</p>									

**CORE DECISION ITEM**

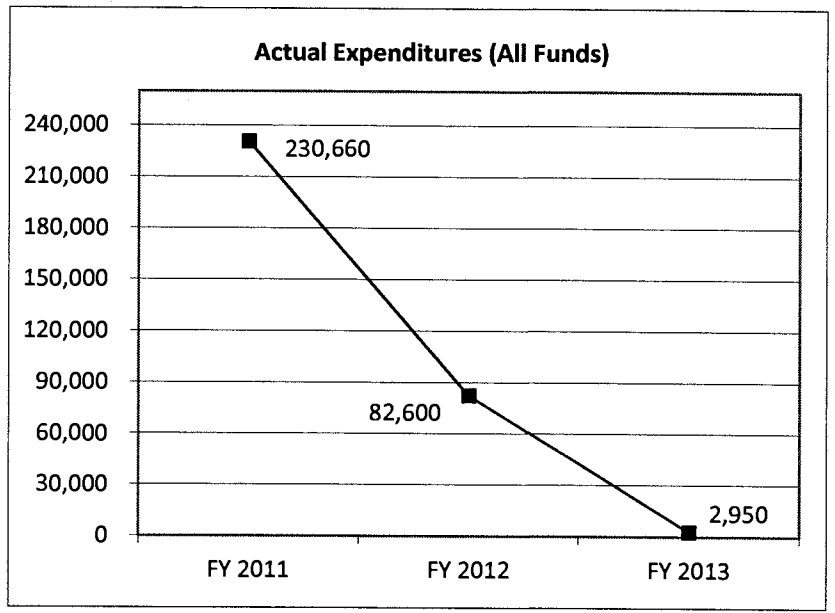
<b>Department of Higher Education</b>	<b>Budget Unit</b> 55620C
<b>Division of Missouri Student Grants and Scholarships</b>	
<b>Core - GEAR UP</b>	

**3. PROGRAM LISTING (list programs included in this core funding)**

GEAR UP Grant

**4. FINANCIAL HISTORY**

	FY 2011 Actual	FY 2012 Actual	FY 2013 Actual	FY 2014 Current Yr.
Appropriation (All Funds)	450,000	450,000	450,000	100,000
Less Reverted (All Funds)	0	0	0	N/A
Budget Authority (All Funds)	450,000	450,000	450,000	N/A
Actual Expenditures (All Funds)	230,660	82,600	2,950	N/A
Unexpended (All Funds)	219,340	367,400	447,050	N/A
Unexpended, by Fund:				
General Revenue	0	0	0	N/A
Federal	0	0	0	N/A
Other	219,340	367,400	447,050	N/A



Reverted includes Governor's standard 3 percent reserve (when applicable) and any extraordinary expenditure restrictions.

**NOTES:**

**CORE RECONCILIATION DETAIL**

**DEPARTMENT OF HIGHER EDUCATION**  
**GEAR UP PROGRAM**

**5. CORE RECONCILIATION DETAIL**

	<b>Budget Class</b>	<b>FTE</b>	<b>GR</b>	<b>Federal</b>	<b>Other</b>	<b>Total</b>	<b>Explanation</b>
<b>TAFP AFTER VETOES</b>							
	PD	0.00	0	0	100,000	100,000	
	<b>Total</b>	<b>0.00</b>	<b>0</b>	<b>0</b>	<b>100,000</b>	<b>100,000</b>	
<b>DEPARTMENT CORE ADJUSTMENTS</b>							
Core Reduction	1065 5655	PD	0.00	0	0	(100,000)	(100,000) Core reduction because students eligible for the scholarship portion of the program have completed their programs of study or exhausted their eligibility
<b>NET DEPARTMENT CHANGES</b>		<b>0.00</b>	<b>0</b>	<b>0</b>	<b>(100,000)</b>	<b>(100,000)</b>	
<b>DEPARTMENT CORE REQUEST</b>							
	PD	0.00	0	0	0	0	
	<b>Total</b>	<b>0.00</b>	<b>0</b>	<b>0</b>	<b>0</b>	<b>0</b>	
<b>GOVERNOR'S RECOMMENDED CORE</b>							
	PD	0.00	0	0	0	0	
	<b>Total</b>	<b>0.00</b>	<b>0</b>	<b>0</b>	<b>0</b>	<b>0</b>	

**DECISION ITEM DETAIL**

Budget Unit	FY 2013	FY 2013	FY 2014	FY 2014	FY 2015	FY 2015	FY 2015	FY 2015
Decision Item	ACTUAL	ACTUAL	BUDGET	BUDGET	DEPT REQ	DEPT REQ	GOV REC	GOV REC
Budget Object Class	DOLLAR	FTE	DOLLAR	FTE	DOLLAR	FTE	DOLLAR	FTE
<b>GEAR UP PROGRAM</b>								
<b>CORE</b>								
PROGRAM DISTRIBUTIONS	2,950	0.00	100,000	0.00	0	0.00	0	0.00
TOTAL - PD	2,950	0.00	100,000	0.00	0	0.00	0	0.00
<b>GRAND TOTAL</b>	<b>\$2,950</b>	<b>0.00</b>	<b>\$100,000</b>	<b>0.00</b>	<b>\$0</b>	<b>0.00</b>	<b>\$0</b>	<b>0.00</b>
GENERAL REVENUE	\$0	0.00	\$0	0.00	\$0	0.00		0.00
FEDERAL FUNDS	\$0	0.00	\$0	0.00	\$0	0.00		0.00
OTHER FUNDS	\$2,950	0.00	\$100,000	0.00	\$0	0.00		0.00

**PROGRAM DESCRIPTION**

**Department of Higher Education**

**GEAR UP Grant**

**Program is found in the following core budget(s): GEAR UP**

**1. What does this program do?**

This program is a federal grant designed to help improve the educational attainment of Missouri citizens by providing early college preparation and awareness activities to participating students through comprehensive mentoring, counseling, outreach and other support services. The high school component of the program was completed in 2007 but the department continued to administer the scholarship component of the program until FY 2014.

**2. What is the authorization for this program, i.e., federal or state statute, etc.? (Include the federal program number, if applicable.)**

Chapter 105, 172, 173, 174, 178, and 610, RSMo  
 Federal Grant Award No.: P334S000153

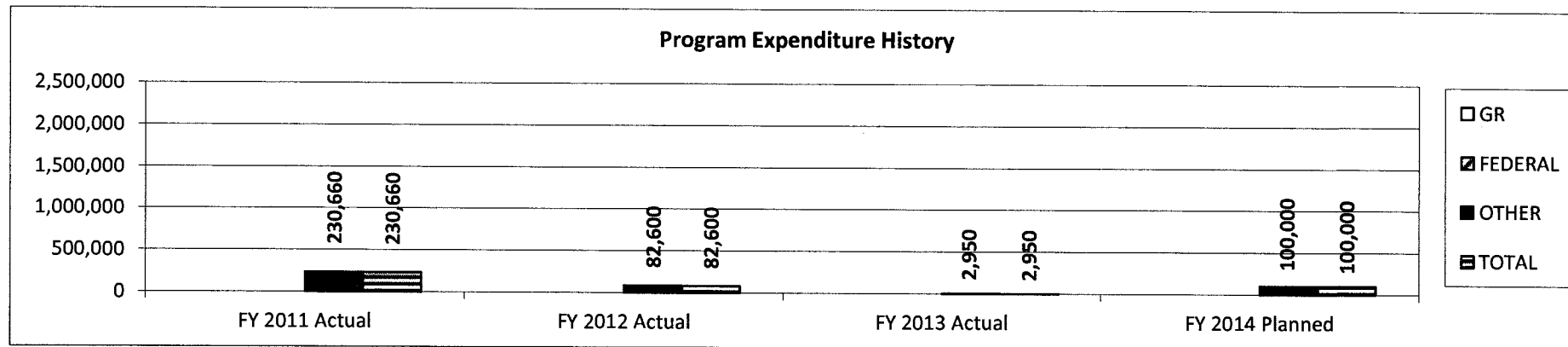
**3. Are there federal matching requirements? If yes, please explain.**

Yes, a dollar-for-dollar match is required.

**4. Is this a federally mandated program? If yes, please explain.**

No

**5. Provide actual expenditures for the prior three fiscal years and planned expenditures for the current fiscal year.**



**6. What are the sources of the "Other " funds?**

GEAR UP Scholarship Fund (0737)

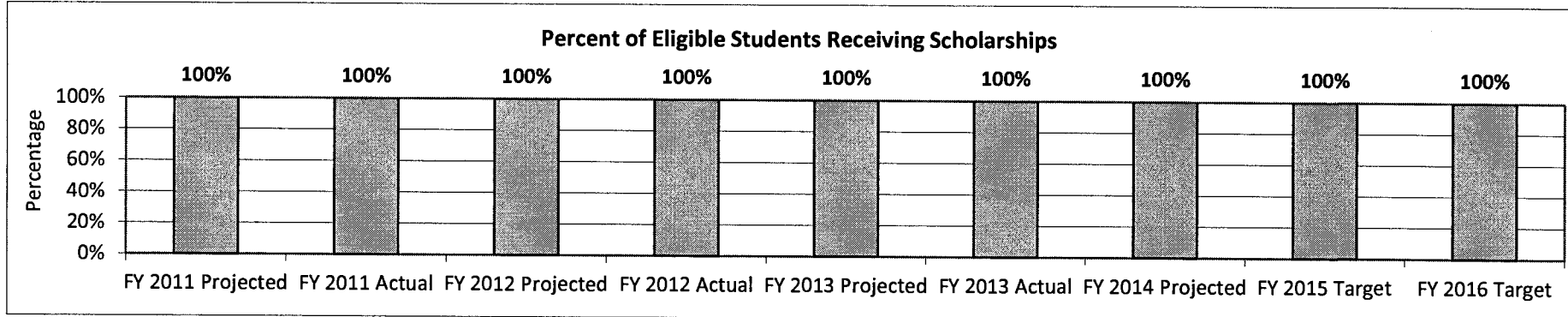
**PROGRAM DESCRIPTION**

**Department of Higher Education**

**GEAR UP Grant**

**Program is found in the following core budget(s): GEAR UP**

**7a. Provide an effectiveness measure.**



**7b. Provide an efficiency measure.**

During the operation of the outreach component of the grant, the U. S. Department of Education (USDE) required all GEAR UP grantees to submit an Annual Performance Report (APR). The APR included information on the grant program expenditures, matching grant funds, student cohort enrollment and school data, and defined measurements and activities related to achieving the GEAR UP grant goals and objectives. The USDE reviewed the APR submitted by the MDHE to evaluate the progress of the GEAR UP grant and to see if the grant was administered efficiently. This APR evaluation process was also used by the USDE to determine continued funding for future years of the grant award. The GEAR UP Missouri grant was awarded funding for every eligible year after the initial GEAR UP grant award in FY 2001. As a result, the GEAR UP Missouri grant has demonstrated its efficiency.

**7c. Provide the number of clients/individuals served, if applicable.**

	FY 2011		FY 2012		FY 2013		FY 2014	FY 2015	FY2016
	Projected	Actual	Projected	Actual	Projected	Actual	Projected	Projected	Projected
Scholarship recipients enrolled in college	60	41	40	17	5	1	0	0	0

**7d. Provide a customer satisfaction measure, if available.**

N/A



***THIS PAGE INTENTIONALLY LEFT BLANK***



**DECISION ITEM SUMMARY**

Budget Unit									
Decision Item	FY 2013	FY 2013	FY 2014	FY 2014	FY 2015	FY 2015	FY 2015	FY 2015	FY 2015
Budget Object Summary	ACTUAL	ACTUAL	BUDGET	BUDGET	DEPT REQ	DEPT REQ	GOV REC	GOV REC	GOV REC
Fund	DOLLAR	FTE	DOLLAR	FTE	DOLLAR	FTE	DOLLAR	FTE	DOLLAR
<b>LOAN PROGRAM ADMINISTRATION</b>									
<b>CORE</b>									
PERSONAL SERVICES									
GUARANTY AGENCY OPERATING	1,566,047	36.57	2,236,779	52.09	2,236,779	52.09	2,236,779	52.09	2,236,779
TOTAL - PS	1,566,047	36.57	2,236,779	52.09	2,236,779	52.09	2,236,779	52.09	2,236,779
EXPENSE & EQUIPMENT									
GUARANTY AGENCY OPERATING	4,140,655	0.00	8,325,692	0.00	8,325,692	0.00	8,325,692	0.00	8,325,692
TOTAL - EE	4,140,655	0.00	8,325,692	0.00	8,325,692	0.00	8,325,692	0.00	8,325,692
PROGRAM-SPECIFIC									
GUARANTY AGENCY OPERATING	1,133,590	0.00	890,001	0.00	890,001	0.00	890,001	0.00	890,001
TOTAL - PD	1,133,590	0.00	890,001	0.00	890,001	0.00	890,001	0.00	890,001
<b>TOTAL</b>	<b>6,840,292</b>	<b>36.57</b>	<b>11,452,472</b>	<b>52.09</b>	<b>11,452,472</b>	<b>52.09</b>	<b>11,452,472</b>	<b>52.09</b>	<b>11,452,472</b>
<b>Pay Plan FY14-Cost to Continue - 0000014</b>									
PERSONAL SERVICES									
GUARANTY AGENCY OPERATING	0	0.00	0	0.00	13,026	0.00	13,026	0.00	13,026
TOTAL - PS	0	0.00	0	0.00	13,026	0.00	13,026	0.00	13,026
<b>TOTAL</b>	<b>0</b>	<b>0.00</b>	<b>0</b>	<b>0.00</b>	<b>13,026</b>	<b>0.00</b>	<b>13,026</b>	<b>0.00</b>	<b>13,026</b>
<b>Pay Plan FY15-COLA - 0000015</b>									
PERSONAL SERVICES									
GUARANTY AGENCY OPERATING	0	0.00	0	0.00	0	0.00	30,934	0.00	30,934
TOTAL - PS	0	0.00	0	0.00	0	0.00	30,934	0.00	30,934
<b>TOTAL</b>	<b>0</b>	<b>0.00</b>	<b>0</b>	<b>0.00</b>	<b>0</b>	<b>0.00</b>	<b>30,934</b>	<b>0.00</b>	<b>30,934</b>
<b>GRAND TOTAL</b>	<b>\$6,840,292</b>	<b>36.57</b>	<b>\$11,452,472</b>	<b>52.09</b>	<b>\$11,465,498</b>	<b>52.09</b>	<b>\$11,496,432</b>	<b>52.09</b>	<b>\$11,496,432</b>

**CORE DECISION ITEM**

<b>Department of Higher Education</b>					<b>Budget Unit 55710C</b>				
<b>Division of Student Loan Program</b>									
<b>Core - Loan Program Administration</b>									
<b>1. CORE FINANCIAL SUMMARY</b>									
	<b>FY 2015 Budget Request</b>					<b>FY 2015 Governor's Recommendation</b>			
	<b>GR</b>	<b>Federal</b>	<b>Other</b>	<b>Total</b>		<b>GR</b>	<b>Fed</b>	<b>Other</b>	<b>Total</b>
<b>PS</b>	0	0	2,236,779	2,236,779	<b>PS</b>	0	0	2,236,779	2,236,779
<b>EE</b>	0	0	8,325,692	8,325,692	<b>EE</b>	0	0	8,325,692	8,325,692
<b>PSD</b>	0	0	890,001	890,001	<b>PSD</b>	0	0	890,001	890,001
<b>Total</b>	<b>0</b>	<b>0</b>	<b>11,452,472</b>	<b>11,452,472</b>	<b>Total</b>	<b>0</b>	<b>0</b>	<b>11,452,472</b>	<b>11,452,472</b>
<b>FTE</b>	<b>0.00</b>	<b>0.00</b>	<b>52.09</b>	<b>52.09</b>	<b>FTE</b>	<b>0.00</b>	<b>0.00</b>	<b>52.09</b>	<b>52.09</b>
<b>Est. Fringe</b>	0	0	1,179,901	1,179,901	<b>Est. Fringe</b>	0	0	1,179,901	1,179,901
<i>Note: Fringes budgeted in House Bill 5 except for certain fringes budgeted directly to MoDOT, Highway Patrol, and Conservation.</i>					<i>Note: Fringes budgeted in House Bill 5 except for certain fringes budgeted directly to MoDOT, Highway Patrol, and Conservation.</i>				
Other Funds: Guaranty Agency Operating Fund (0880)					Other Funds: Guaranty Agency Operating Fund (0880)				
<b>2. CORE DESCRIPTION</b>									
<p>The DHE Student Loan Program is a guaranty agency for the Federal Family Education Loan (FFEL) program. The DHE student loan program had total outstanding guaranteed loan balances of nearly \$2.4 billion at June 30, 2013. This appropriation is necessary to pay the operating expenses related to managing the outstanding portfolio. The DHE guaranty agency is also required to conduct outreach activities aimed at educating high school students, parents, and others about preparing for and paying for college, managing student loan debt and becoming more financially literate.</p> <p>The core request is \$11,452,472 in spending authority from the Guaranty Agency Operating Fund and 52.09 FTE to administer this program. No general revenue funds are requested.</p>									

**CORE DECISION ITEM**

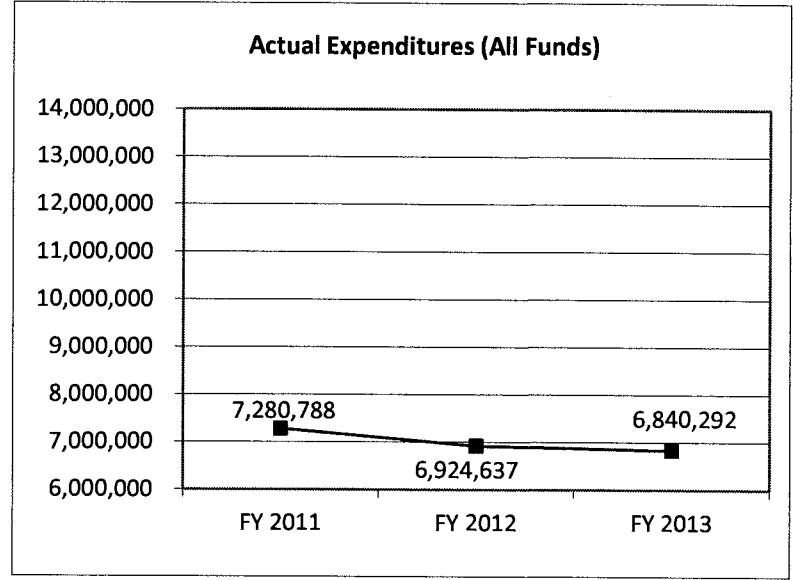
<b>Department of Higher Education</b>	<b>Budget Unit</b> 55710C
<b>Division of Student Loan Program</b>	
<b>Core - Loan Program Administration</b>	

**3. PROGRAM LISTING (list programs included in this core funding)**

Missouri Student Loan Administration

**4. FINANCIAL HISTORY**

	FY 2011 Actual	FY 2012 Actual	FY 2013 Actual	FY 2014 Current Yr.
Appropriation (All Funds)	11,501,848	11,448,012	11,438,124	11,452,472
Less Reverted (All Funds)	0	0	0	N/A
Budget Authority (All Funds)	11,501,848	11,448,012	11,438,124	N/A
Actual Expenditures (All Funds)	7,280,788	6,924,637	6,840,292	N/A
Unexpended (All Funds)	4,221,060	4,523,375	4,597,832	N/A
Unexpended, by Fund:				
General Revenue	0	0	0	N/A
Federal	0	0	0	N/A
Other	4,221,060	4,523,375	4,597,832	N/A



Reverted includes Governor's standard 3 percent reserve (when applicable) and any extraordinary expenditure restrictions.

**NOTES:**

**CORE RECONCILIATION DETAIL**

**DEPARTMENT OF HIGHER EDUCATION**  
**LOAN PROGRAM ADMINISTRATION**

**5. CORE RECONCILIATION DETAIL**

	<b>Budget Class</b>	<b>FTE</b>	<b>GR</b>	<b>Federal</b>	<b>Other</b>	<b>Total</b>	<b>Explanation</b>
<b>TAFP AFTER VETOES</b>							
	PS	52.09	0	0	2,236,779	2,236,779	
	EE	0.00	0	0	8,325,692	8,325,692	
	PD	0.00	0	0	890,001	890,001	
	<b>Total</b>	<b>52.09</b>	<b>0</b>	<b>0</b>	<b>11,452,472</b>	<b>11,452,472</b>	
<b>DEPARTMENT CORE REQUEST</b>							
	PS	52.09	0	0	2,236,779	2,236,779	
	EE	0.00	0	0	8,325,692	8,325,692	
	PD	0.00	0	0	890,001	890,001	
	<b>Total</b>	<b>52.09</b>	<b>0</b>	<b>0</b>	<b>11,452,472</b>	<b>11,452,472</b>	
<b>GOVERNOR'S RECOMMENDED CORE</b>							
	PS	52.09	0	0	2,236,779	2,236,779	
	EE	0.00	0	0	8,325,692	8,325,692	
	PD	0.00	0	0	890,001	890,001	
	<b>Total</b>	<b>52.09</b>	<b>0</b>	<b>0</b>	<b>11,452,472</b>	<b>11,452,472</b>	

**FLEXIBILITY REQUEST FORM**

<b>BUDGET UNIT NUMBER:</b> 55710C	<b>DEPARTMENT:</b> Higher Education
<b>BUDGET UNIT NAME:</b> Loan Program Administration	<b>DIVISION:</b> Student Loan Program

**1. Provide the amount by fund of personal service flexibility and the amount by fund of expense and equipment flexibility you are requesting in dollar and percentage terms and explain why the flexibility is needed. If flexibility is being requested among divisions, provide the amount by fund of flexibility you are requesting in dollar and percentage terms and explain why the flexibility is needed.**

**DEPARTMENT REQUEST**

Federal	PS	\$559,195	(25% of \$2,236,779)
Federal	E&E	\$2,081,423	(25% of \$8,325,692)

Loan program operations are heavily outsourced with the MDHE staff overseeing contractors and vendors. Flexibility allows the loan program to continually explore all options in administering the program most efficiently.

**2. Estimate how much flexibility will be used for the budget year. How much flexibility was used in the Prior Year Budget and the Current Year Budget? Please specify the amount.**

<b>PRIOR YEAR ACTUAL AMOUNT OF FLEXIBILITY USED</b>	<b>CURRENT YEAR ESTIMATED AMOUNT OF FLEXIBILITY THAT WILL BE USED</b>	<b>BUDGET REQUEST ESTIMATED AMOUNT OF FLEXIBILITY THAT WILL BE USED</b>
No flexibility used	Flexibility will be used if needed to outsource additional functions or bring currently outsourced functions in-house as circumstances dictate.	The student loan industry continues to be in a state of flux. Little flexibility is expected to be used at this time, but all options need to remain open as market changes and federal program requirements are unpredictable.

**3. Please explain how flexibility was used in the prior and/or current years.**

<b>PRIOR YEAR EXPLAIN ACTUAL USE</b>	<b>CURRENT YEAR EXPLAIN PLANNED USE</b>
No flexibility used	Flexibility will be used if needed to outsource additional functions or bring currently outsourced functions in-house as circumstances dictate.

**DECISION ITEM DETAIL**

Budget Unit	FY 2013	FY 2013	FY 2014	FY 2014	FY 2015	FY 2015	FY 2015	FY 2015
Decision Item	ACTUAL	ACTUAL	BUDGET	BUDGET	DEPT REQ	DEPT REQ	GOV REC	GOV REC
Budget Object Class	DOLLAR	FTE	DOLLAR	FTE	DOLLAR	FTE	DOLLAR	FTE
<b>LOAN PROGRAM ADMINISTRATION</b>								
<b>CORE</b>								
DIRECTOR	21,616	0.33	137,690	1.96	137,690	1.96	137,690	1.96
OFFICE SUPPORT ASSISTANT	64,376	2.44	44,687	1.74	44,687	1.74	44,687	1.74
PUBLIC INFORMATION SPECIAL II	19,662	0.51	32,644	0.90	32,644	0.90	32,644	0.90
SR OFC SUPPORT ASST (KEYBOARD)	37,420	1.40	2,985	0.10	2,985	0.10	2,985	0.10
ACCOUNT CLERK II	28,597	1.00	27,922	1.00	27,922	1.00	27,922	1.00
ACCOUNTANT I	0	0.00	25,753	0.71	25,753	0.71	25,753	0.71
ACCOUNTING SPECIALIST I	33,210	0.81	40,504	1.00	40,504	1.00	40,504	1.00
COORDINATOR I	138,596	3.72	112,829	3.00	112,829	3.00	112,829	3.00
COORDINATOR II	38,009	1.00	78,789	2.00	78,789	2.00	78,789	2.00
BUDGET ANALYST III	27,526	0.55	0	0.00	0	0.00	0	0.00
HUMAN RESOURCE SPECIALIST I	0	0.00	23,541	0.71	23,541	0.71	23,541	0.71
RESEARCH ASSOCIATE II	34,502	0.88	99,026	3.60	99,026	3.60	99,026	3.60
PUBLIC INFORMATION OFFICER	18,446	0.30	0	0.00	0	0.00	0	0.00
PUBLIC INFORMATION COORDINATOR	34,557	0.84	0	0.00	0	0.00	0	0.00
EXECUTIVE II	20,442	0.57	0	0.00	0	0.00	0	0.00
COMPLIANCE REVIEWER I	8,906	0.26	145,722	4.00	145,722	4.00	145,722	4.00
CLIENT SERVICES REPRESENTA I	0	0.00	260,626	6.17	260,626	6.17	260,626	6.17
CLIENT SERVICES REPRESENTA II	13,524	0.33	161,993	4.00	161,993	4.00	161,993	4.00
OFFICE SERVICES ASSISTANT	0	0.00	19,165	0.60	19,165	0.60	19,165	0.60
RESEARCH ASSOCIATE I	65,793	1.88	22,875	0.60	22,875	0.60	22,875	0.60
ADMINISTRATIVE ASSISTANT	40,224	1.00	59,447	1.55	59,447	1.55	59,447	1.55
COMPLIANCE REVIEWER II	40,227	1.00	0	0.00	0	0.00	0	0.00
SENIOR ASSOCIATE	309,975	5.92	421,696	5.25	421,696	5.25	421,696	5.25
STUDENT ASSISTANCE ASSOCIATE	15,934	0.39	39,725	1.00	39,725	1.00	39,725	1.00
PROGRAM SPECIALIST	235,692	7.23	254,392	8.60	254,392	8.60	254,392	8.60
GRAPHIC ARTS SPECIALIST III	16,283	0.39	30,903	0.90	30,903	0.90	30,903	0.90
STATE DEPARTMENT DIRECTOR	102,000	0.60	32,889	0.60	32,889	0.60	32,889	0.60
DESIGNATED PRINC ASSISTANT-DEP	83,880	1.03	90,591	0.95	90,591	0.95	90,591	0.95
ASSIST COMMISSIONER	87,596	1.15	42,093	0.55	42,093	0.55	42,093	0.55
EXECUTIVE ASSISTANT	20,199	0.51	28,292	0.60	28,292	0.60	28,292	0.60
UCP PENDING CLASSIFICATION	8,855	0.53	0	0.00	0	0.00	0	0.00
<b>TOTAL - PS</b>	<b>1,566,047</b>	<b>36.57</b>	<b>2,236,779</b>	<b>52.09</b>	<b>2,236,779</b>	<b>52.09</b>	<b>2,236,779</b>	<b>52.09</b>



**DECISION ITEM DETAIL**

Budget Unit	FY 2013	FY 2013	FY 2014	FY 2014	FY 2015	FY 2015	FY 2015	FY 2015
Decision Item	ACTUAL	ACTUAL	BUDGET	BUDGET	DEPT REQ	DEPT REQ	GOV REC	GOV REC
Budget Object Class	DOLLAR	FTE	DOLLAR	FTE	DOLLAR	FTE	DOLLAR	FTE
<b>LOAN PROGRAM ADMINISTRATION</b>								
<b>CORE</b>								
TRAVEL, IN-STATE	16,036	0.00	86,128	0.00	86,128	0.00	86,128	0.00
TRAVEL, OUT-OF-STATE	23,874	0.00	54,530	0.00	54,530	0.00	54,530	0.00
FUEL & UTILITIES	0	0.00	20,150	0.00	20,150	0.00	20,150	0.00
SUPPLIES	67,335	0.00	252,665	0.00	252,665	0.00	252,665	0.00
PROFESSIONAL DEVELOPMENT	58,159	0.00	371,782	0.00	371,782	0.00	371,782	0.00
COMMUNICATION SERV & SUPP	20,636	0.00	147,940	0.00	147,940	0.00	147,940	0.00
PROFESSIONAL SERVICES	3,947,965	0.00	7,245,651	0.00	7,245,651	0.00	7,245,651	0.00
HOUSEKEEPING & JANITORIAL SERV	0	0.00	6,000	0.00	6,000	0.00	6,000	0.00
M&R SERVICES	534	0.00	1,840	0.00	1,840	0.00	1,840	0.00
MOTORIZED EQUIPMENT	0	0.00	8,913	0.00	8,913	0.00	8,913	0.00
OFFICE EQUIPMENT	249	0.00	20,601	0.00	20,601	0.00	20,601	0.00
OTHER EQUIPMENT	0	0.00	531	0.00	531	0.00	531	0.00
PROPERTY & IMPROVEMENTS	0	0.00	2	0.00	2	0.00	2	0.00
BUILDING LEASE PAYMENTS	1,605	0.00	48,363	0.00	48,363	0.00	48,363	0.00
EQUIPMENT RENTALS & LEASES	125	0.00	11,000	0.00	11,000	0.00	11,000	0.00
MISCELLANEOUS EXPENSES	4,137	0.00	49,596	0.00	49,596	0.00	49,596	0.00
<b>TOTAL - EE</b>	<b>4,140,655</b>	<b>0.00</b>	<b>8,325,692</b>	<b>0.00</b>	<b>8,325,692</b>	<b>0.00</b>	<b>8,325,692</b>	<b>0.00</b>
PROGRAM DISTRIBUTIONS	1,133,529	0.00	890,001	0.00	890,001	0.00	890,001	0.00
REFUNDS	61	0.00	0	0.00	0	0.00	0	0.00
<b>TOTAL - PD</b>	<b>1,133,590</b>	<b>0.00</b>	<b>890,001</b>	<b>0.00</b>	<b>890,001</b>	<b>0.00</b>	<b>890,001</b>	<b>0.00</b>
<b>GRAND TOTAL</b>	<b>\$6,840,292</b>	<b>36.57</b>	<b>\$11,452,472</b>	<b>52.09</b>	<b>\$11,452,472</b>	<b>52.09</b>	<b>\$11,452,472</b>	<b>52.09</b>
GENERAL REVENUE	\$0	0.00	\$0	0.00	\$0	0.00	\$0	0.00
FEDERAL FUNDS	\$0	0.00	\$0	0.00	\$0	0.00	\$0	0.00
OTHER FUNDS	\$6,840,292	36.57	\$11,452,472	52.09	\$11,452,472	52.09	\$11,452,472	52.09

## PROGRAM DESCRIPTION

**Department of Higher Education**

**Missouri Student Loan Administration**

**Program is found in the following core budget(s): Loan Program Administration**

**1. What does this program do?**

The DHE Student Loan Program is a guaranty agency for the Federal Family Education Loan (FFEL) program. As a guaranty agency, this program has insured lenders of Federal Stafford, PLUS and Consolidation student loans from losses due to default at 97 to 98 percent depending on the loan disbursement date and at 100 percent due to loan discharge. The DHE Student Loan Program had total outstanding guaranteed loan balances of nearly \$2.4 billion at June 30, 2013. Because of the Healthcare and Education Affordability Reconciliation Act enacted March 30, 2010 (Public Law 111-152), the authority to make or insure loans under the FFEL Program ended June 30, 2010. However, the DHE will continue to act as the US Department of Education's (USDE) agent by fulfilling responsibilities related to outstanding guarantees, which includes working with students, borrowers, schools, lenders, servicers and the USDE to ensure compliance with applicable federal laws and regulations.

Also of critical importance to the outstanding FFEL portfolio is the guaranty agency's efforts with respect to default prevention and aversion, as well as default collection. As required by federal statute, the agency provides collections assistance to loan holders and counseling assistance to borrowers when a borrower becomes more than 60 days delinquent on their student loan. During FY 2013 the DHE received over 54,005 default assistance requests from lenders representing over \$619 million in loans guaranteed by the DHE. The DHE averted nearly 84 percent of delinquent loans from default.

The loan program also provides postsecondary institutions with default prevention grants, in-person training sessions, training materials, financial literacy materials, and electronic entrance and exit counseling for borrowers. During FY13, the DHE granted over \$747,834 to post-secondary institutions for default prevention activities. In addition to post-secondary outreach efforts, the DHE provides information to prospective students and their families regarding how to plan for and pay for college. The DHE conducted almost 183 outreach events reaching approximately 20,400 attendees. The DHE also distributed almost 457,000 pamphlets, publications and promotional materials educating Missourians on financial aid options and services. DHE has also begun transitioning a number of training and outreach services to a webcast format. Eighteen new webcasts were released during FY13, but 28 total webcasts were viewable during they year, resulting in 323,292 page views.

Yet another significant role of the guaranty agency is to collect on defaulted student loans to keep the cost of the FFEL program as low as possible. The DHE Student Loan Program utilizes a variety of collection methods to recover defaulted loans including administrative wage garnishment, state tax refund offset, US Treasury offset, regular borrower payments, loan rehabilitation and loan consolidation.

**2. What is the authorization for this program, i.e., federal or state statute, etc.? (Include the federal program number, if applicable.)**

Federal Higher Education Act of 1965, as amended, 20 U.S.C. 1071, et seq.; 34 C.F.R. Parts 658 and 682; Sections 173.095 - 173.187, RSMo

**3. Are there federal matching requirements? If yes, please explain.**

No

**4. Is this a federally mandated program? If yes, please explain.**

No

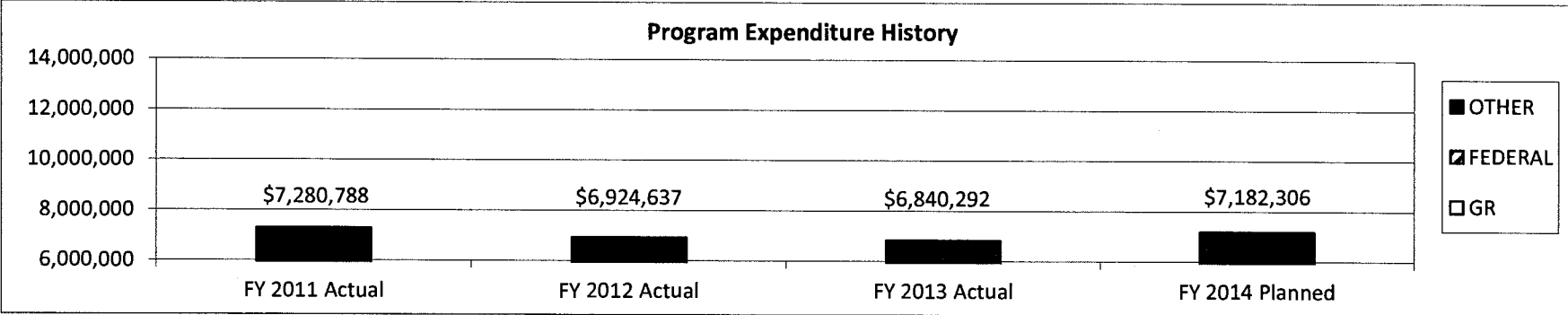
**PROGRAM DESCRIPTION**

**Department of Higher Education**

**Missouri Student Loan Administration**

**Program is found in the following core budget(s): Loan Program Administration**

**5. Provide actual expenditures for the prior three fiscal years and planned expenditures for the current fiscal year.**

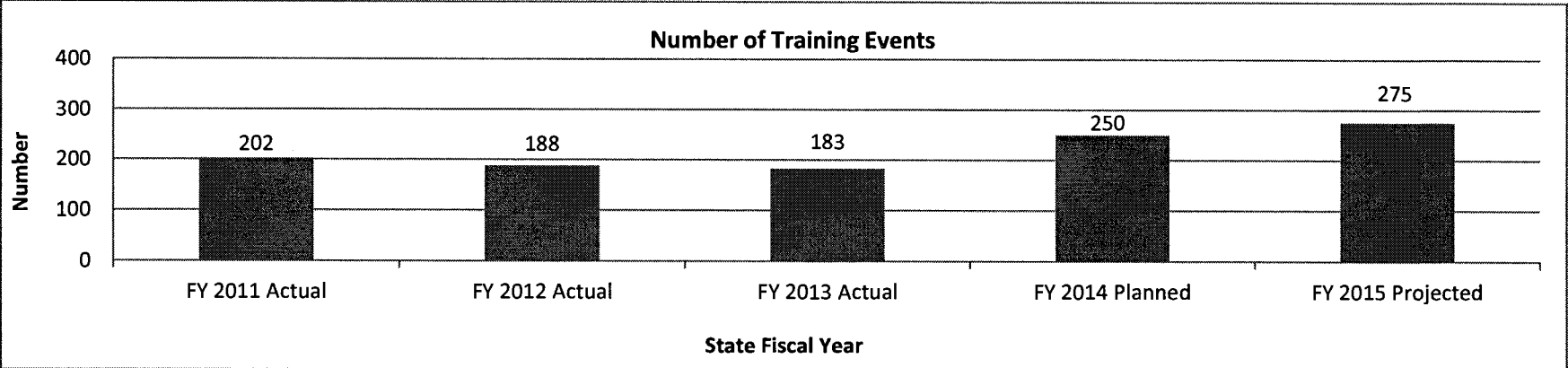


**6. What are the sources of the "Other " funds?**

Guaranty Agency Operating Fund (0880)

**7a. Provide an effectiveness measure.**

The DHE provides training and outreach services to students, parents, borrowers, and schools.



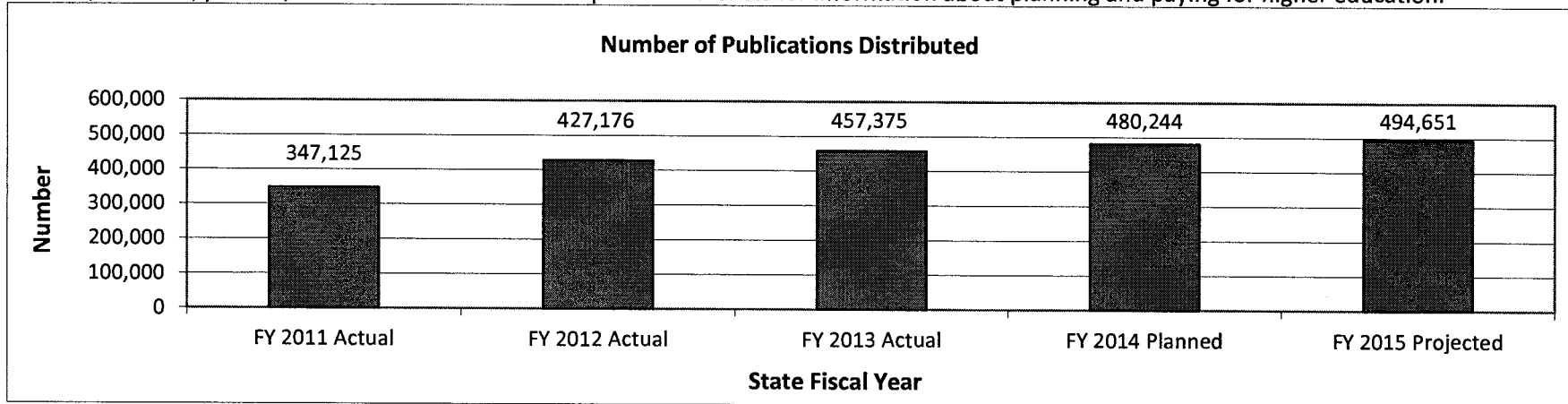
**PROGRAM DESCRIPTION**

**Department of Higher Education**

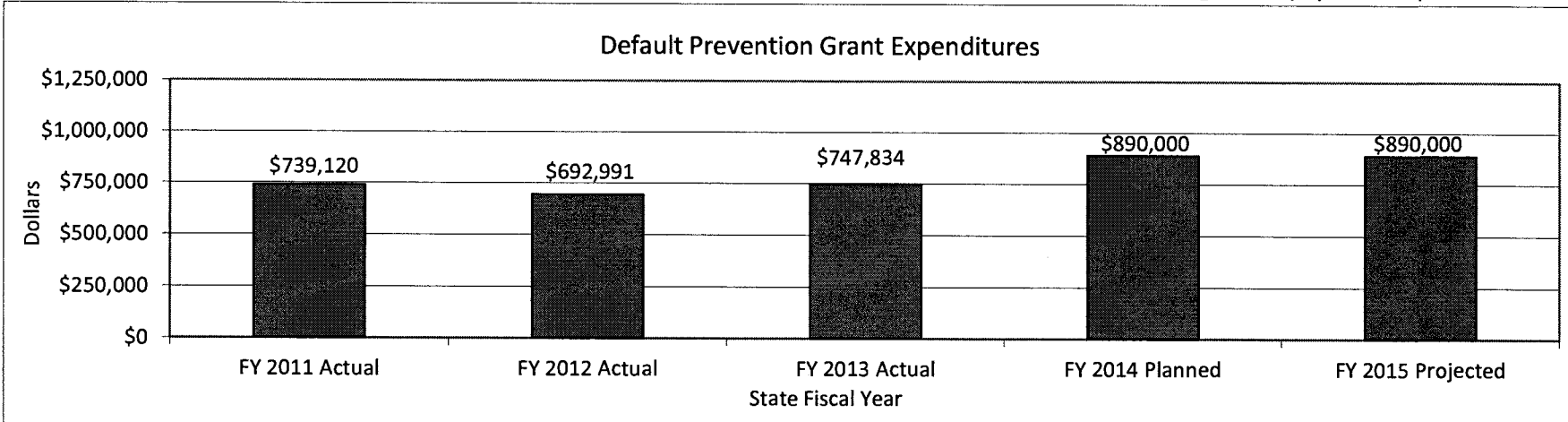
**Missouri Student Loan Administration**

**Program is found in the following core budget(s): Loan Program Administration**

Schools, students, parents, and borrowers utilize DHE's printed materials for information about planning and paying for higher education.



DHE awards default prevention grants to post-secondary institutions to be used to assist students in understanding loan repayment requirements.



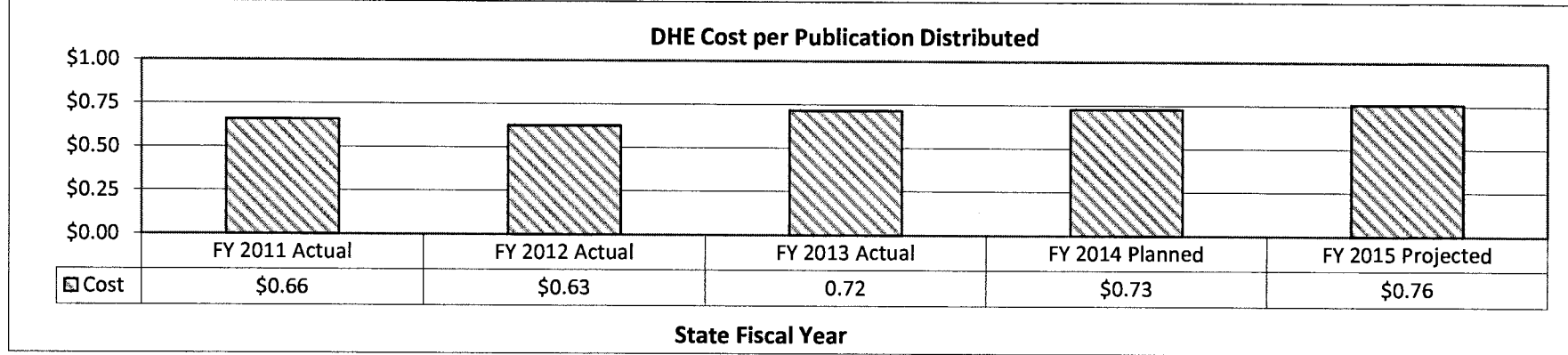
**PROGRAM DESCRIPTION**

**Department of Higher Education**

**Missouri Student Loan Administration**

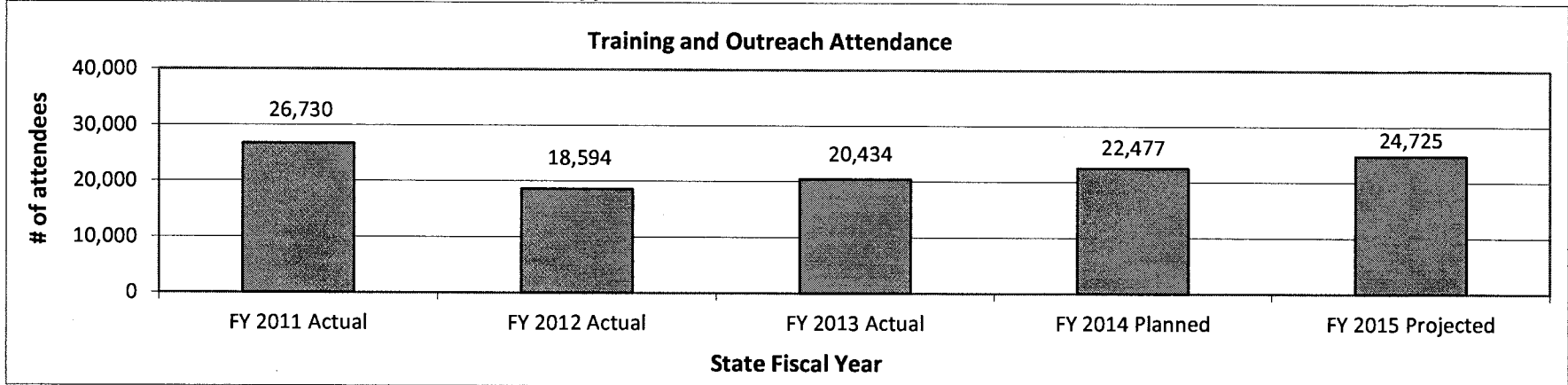
**Program is found in the following core budget(s): Loan Program Administration**

**7b. Provide an efficiency measure.**



Note: Costs include total printing cost. Cost serves as the numerator of this calculation. The denominator of the calculation is the total number of pieces distributed.

**7c. Provide the number of clients/individuals served, if applicable.**

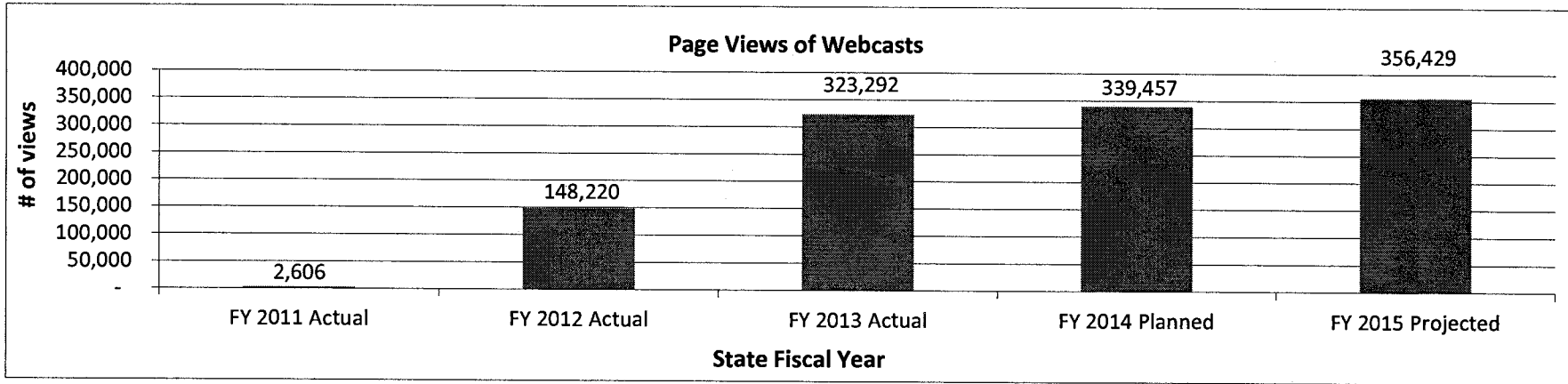


**PROGRAM DESCRIPTION**

**Department of Higher Education**

**Missouri Student Loan Administration**

**Program is found in the following core budget(s): Loan Program Administration**



**7d. Provide a customer satisfaction measure, if available.**

N/A

**DECISION ITEM SUMMARY**

Budget Unit									
Decision Item	FY 2013	FY 2013	FY 2014	FY 2014	FY 2015	FY 2015	FY 2015	FY 2015	FY 2015
Budget Object Summary	ACTUAL	ACTUAL	BUDGET	BUDGET	DEPT REQ	DEPT REQ	GOV REC	GOV REC	GOV REC
Fund	DOLLAR	FTE	DOLLAR	FTE	DOLLAR	FTE	DOLLAR	FTE	DOLLAR
<b>FEDERAL LOAN COMPLIANCE</b>									
<b>CORE</b>									
<b>EXPENSE &amp; EQUIPMENT</b>									
GUARANTY AGENCY OPERATING	4,965,600	0.00	8,000,000	0.00	8,000,000	0.00	8,000,000	0.00	8,000,000
TOTAL - EE	4,965,600	0.00	8,000,000	0.00	8,000,000	0.00	8,000,000	0.00	8,000,000
<b>PROGRAM-SPECIFIC</b>									
GUARANTY AGENCY OPERATING	88	0.00	500,000	0.00	500,000	0.00	500,000	0.00	500,000
TOTAL - PD	88	0.00	500,000	0.00	500,000	0.00	500,000	0.00	500,000
<b>TOTAL</b>	<b>4,965,688</b>	<b>0.00</b>	<b>8,500,000</b>	<b>0.00</b>	<b>8,500,000</b>	<b>0.00</b>	<b>8,500,000</b>	<b>0.00</b>	<b>8,500,000</b>
<b>GRAND TOTAL</b>	<b>\$4,965,688</b>	<b>0.00</b>	<b>\$8,500,000</b>	<b>0.00</b>	<b>\$8,500,000</b>	<b>0.00</b>	<b>\$8,500,000</b>	<b>0.00</b>	<b>0.00</b>

**CORE DECISION ITEM**

<b>Department of Higher Education</b>					<b>Budget Unit 55714C</b>				
<b>Division of Student Loan Program</b>									
<b>Core - Federal Loan Compliance</b>									
<b>1. CORE FINANCIAL SUMMARY</b>									
<b>FY 2015 Budget Request</b>					<b>FY 2015 Governor's Recommendation</b>				
	<b>GR</b>	<b>Federal</b>	<b>Other</b>	<b>Total</b>		<b>GR</b>	<b>Fed</b>	<b>Other</b>	<b>Total</b>
<b>PS</b>	0	0	0	0	<b>PS</b>	0	0	0	0
<b>EE</b>	0	0	8,000,000	8,000,000	<b>EE</b>	0	0	8,000,000	8,000,000
<b>PSD</b>	0	0	500,000	500,000	<b>PSD</b>	0	0	500,000	500,000
<b>Total</b>	<u>0</u>	<u>0</u>	<u>8,500,000</u>	<u>8,500,000</u>	<b>Total</b>	<u>0</u>	<u>0</u>	<u>8,500,000</u>	<u>8,500,000</u>
<b>FTE</b>	0.00	0.00	0.00	0.00	<b>FTE</b>	0.00	0.00	0.00	0.00
<b>Est. Fringe</b>	0	0	0	0	<b>Est. Fringe</b>	0	0	0	0
<i>Note: Fringes budgeted in House Bill 5 except for certain fringes budgeted directly to MoDOT, Highway Patrol, and Conservation.</i>					<i>Note: Fringes budgeted in House Bill 5 except for certain fringes budgeted directly to MoDOT, Highway Patrol, and Conservation.</i>				
Other Funds: Guaranty Agency Operating Fund (0880)					Other Funds: Guaranty Agency Operating Fund (0880)				
Notes:					Notes:				
<b>2. CORE DESCRIPTION</b>									
<p>U.S. Department of Education regulations require all guaranty agencies to deposit all funds collected from defaulted borrowers into the Federal Student Loan Reserve Fund within 48 hours of collection or reimburse the federal government for interest that should have accrued to the Federal Fund. Collection agencies are required to transmit all collections to DHE and then submit invoices for their fees. Current economic conditions and industry specific conditions make it difficult to predict what contingency fees the DHE may be required to pay for collections. However, the DHE must continue to meet federal requirements for collecting federal student loans. These requirements necessitate continuing the appropriation authority of \$8,000,000 in federal loan funds from the Guaranty Agency Operating Fund.</p> <p>In addition, spending authority of \$500,000 in federal funds from the Guaranty Agency Operating Fund is necessary to provide a mechanism for paying penalties determined under the federal rules. No general revenue funds are requested.</p>									



**CORE DECISION ITEM**

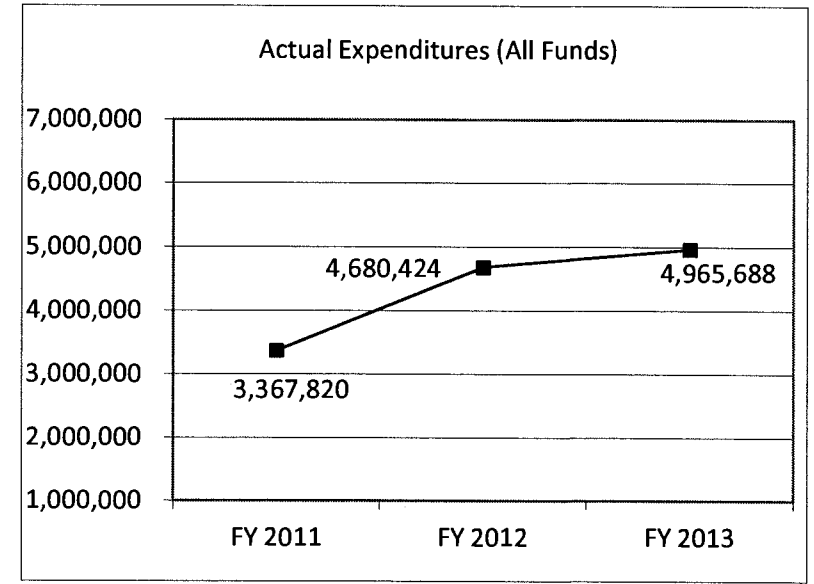
<b>Department of Higher Education</b>	<b>Budget Unit</b> 55714C
<b>Division of Student Loan Program</b>	
<b>Core - Federal Loan Compliance</b>	

**3. PROGRAM LISTING (list programs included in this core funding)**

Federal Loan Compliance

**4. FINANCIAL HISTORY**

	FY 2011 Actual	FY 2012 Actual	FY 2013 Actual	FY 2014 Current Yr.
Appropriation (All Funds)	4,500,000	6,000,000	8,500,000	8,500,000
Less Reverted (All Funds)	0	0	0	N/A
Budget Authority (All Funds)	4,500,000	6,000,000	8,500,000	N/A
Actual Expenditures (All Funds)	3,367,820	4,680,424	4,965,688	N/A
Unexpended (All Funds)	1,132,180	1,319,576	3,534,312	N/A
Unexpended, by Fund:				
General Revenue	0	0	0	N/A
Federal	0	0	0	N/A
Other	1,132,180	1,319,576	3,534,312	N/A
		(1)	(2)	



Reverted includes Governor's standard 3 percent reserve (when applicable) and any extraordinary expenditure restrictions.

**NOTES:** (1) Original appropriation of \$4,000,000 for collection invoicing was increased by \$1,500,000 due to the removal of the estimated appropriation.  
 (2) Includes \$4,000,000 in additional spending authority due to the legislature's removal of the estimated appropriation for collection invoicing

**CORE RECONCILIATION DETAIL**

**DEPARTMENT OF HIGHER EDUCATION**  
**FEDERAL LOAN COMPLIANCE**

**5. CORE RECONCILIATION DETAIL**

	<b>Budget Class</b>	<b>FTE</b>	<b>GR</b>	<b>Federal</b>	<b>Other</b>	<b>Total</b>	<b>Explanation</b>
<b>TAFP AFTER VETOES</b>							
	EE	0.00	0	0	8,000,000	8,000,000	
	PD	0.00	0	0	500,000	500,000	
	<b>Total</b>	<b>0.00</b>	<b>0</b>	<b>0</b>	<b>8,500,000</b>	<b>8,500,000</b>	
<b>DEPARTMENT CORE REQUEST</b>							
	EE	0.00	0	0	8,000,000	8,000,000	
	PD	0.00	0	0	500,000	500,000	
	<b>Total</b>	<b>0.00</b>	<b>0</b>	<b>0</b>	<b>8,500,000</b>	<b>8,500,000</b>	
<b>GOVERNOR'S RECOMMENDED CORE</b>							
	EE	0.00	0	0	8,000,000	8,000,000	
	PD	0.00	0	0	500,000	500,000	
	<b>Total</b>	<b>0.00</b>	<b>0</b>	<b>0</b>	<b>8,500,000</b>	<b>8,500,000</b>	

**DECISION ITEM DETAIL**

Budget Unit	FY 2013	FY 2013	FY 2014	FY 2014	FY 2015	FY 2015	FY 2015	FY 2015
Decision Item	ACTUAL	ACTUAL	BUDGET	BUDGET	DEPT REQ	DEPT REQ	GOV REC	GOV REC
Budget Object Class	DOLLAR	FTE	DOLLAR	FTE	DOLLAR	FTE	DOLLAR	FTE
<b>FEDERAL LOAN COMPLIANCE</b>								
<b>CORE</b>								
PROFESSIONAL SERVICES	4,965,600	0.00	8,000,000	0.00	8,000,000	0.00	8,000,000	0.00
TOTAL - EE	4,965,600	0.00	8,000,000	0.00	8,000,000	0.00	8,000,000	0.00
PROGRAM DISTRIBUTIONS	88	0.00	1	0.00	1	0.00	1	0.00
REFUNDS	0	0.00	499,999	0.00	499,999	0.00	499,999	0.00
TOTAL - PD	88	0.00	500,000	0.00	500,000	0.00	500,000	0.00
<b>GRAND TOTAL</b>	<b>\$4,965,688</b>	<b>0.00</b>	<b>\$8,500,000</b>	<b>0.00</b>	<b>\$8,500,000</b>	<b>0.00</b>	<b>\$8,500,000</b>	<b>0.00</b>
GENERAL REVENUE	\$0	0.00	\$0	0.00	\$0	0.00	\$0	0.00
FEDERAL FUNDS	\$0	0.00	\$0	0.00	\$0	0.00	\$0	0.00
OTHER FUNDS	\$4,965,688	0.00	\$8,500,000	0.00	\$8,500,000	0.00	\$8,500,000	0.00

## PROGRAM DESCRIPTION

**Department of Higher Education**

**Federal Loan Compliance**

**Program is found in the following core budget(s): Federal Loan Compliance**

**1. What does this program do?**

This appropriation request is part of the DHE Student Loan Program. As part of its statutory requirements, the DHE Student Loan Program hires collection agencies and pays the resulting collection commissions (actually called contingency fees) with the DHE's Operating Fund share of collection revenues described in the Collection Payments Transfer appropriation authority request.

As shown in the DHE Collections Recovery Rate chart in section 7a, the DHE Student Loan Program exceeds industry averages in collecting on defaulted student loans. In federal fiscal year 2012, the program collected 36 percent of its outstanding defaulted student loan portfolio and is on target to collect nearly 30 percent in federal fiscal year 2013. Commission Costs Per Operating Fund \$ Collected in section 7b were 26 cents in FY 2012. Costs have ranged from \$0.24 to \$0.27 in the past depending on the collection type. The DHE's retention and contingency fees vary by type of collection.

As a result of the current economic conditions and changes in the student loan industry, the agency anticipates a slight decline in collections rate from defaulted borrowers in future fiscal years. Rapidly changing conditions make it difficult to determine the full impact on DHE's collections.

**2. What is the authorization for this program, i.e., federal or state statute, etc.? (Include the federal program number, if applicable.)**

Federal Higher Education Act of 1965, as amended, 20 U.S.C. 1071, et seq.; 34 C.F.R. Parts 658 and 682; Sections 173.095 - 173.187, RSMo

**3. Are there federal matching requirements? If yes, please explain.**

No

**4. Is this a federally mandated program? If yes, please explain.**

No

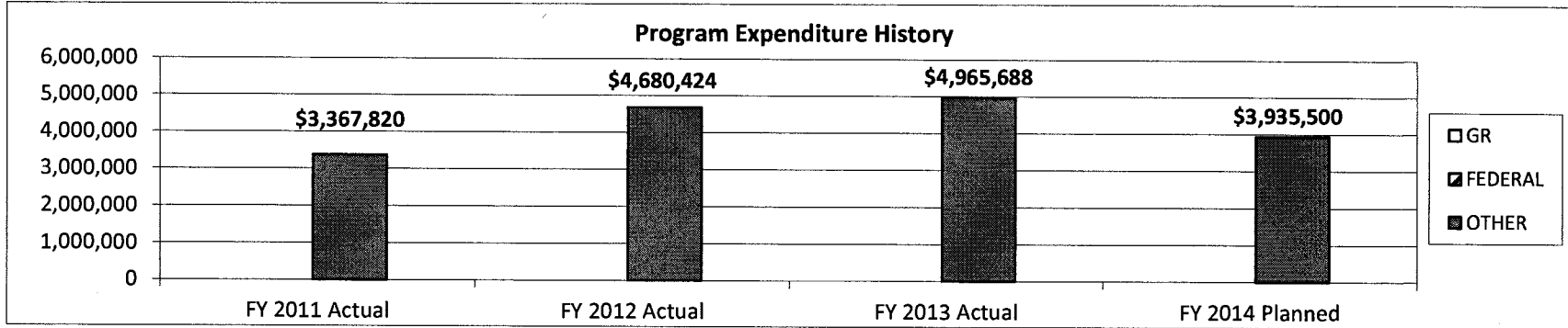
**PROGRAM DESCRIPTION**

**Department of Higher Education**

**Federal Loan Compliance**

**Program is found in the following core budget(s): Federal Loan Compliance**

**5. Provide actual expenditures for the prior three fiscal years and planned expenditures for the current fiscal year.**

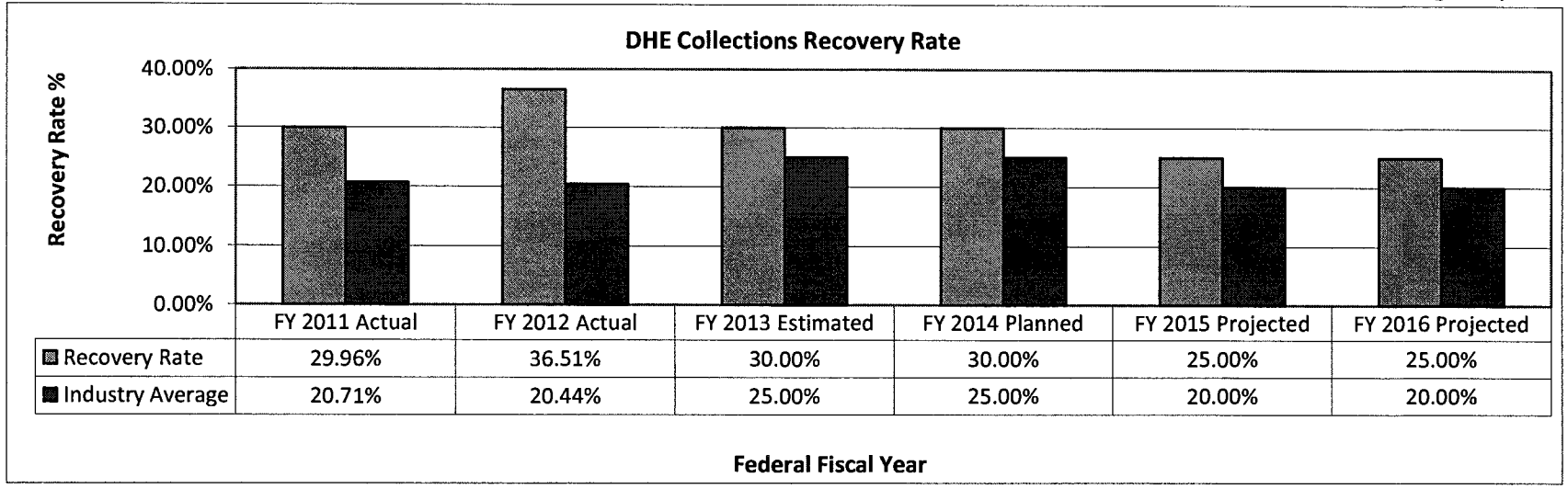


**6. What are the sources of the "Other" funds?**

Guaranty Agency Operating Fund (0880)

**7a. Provide an effectiveness measure.**

The recovery rate represents the percentage (%) of DHE's outstanding defaulted loan balances recovered through collections in a given year.



**PROGRAM DESCRIPTION**

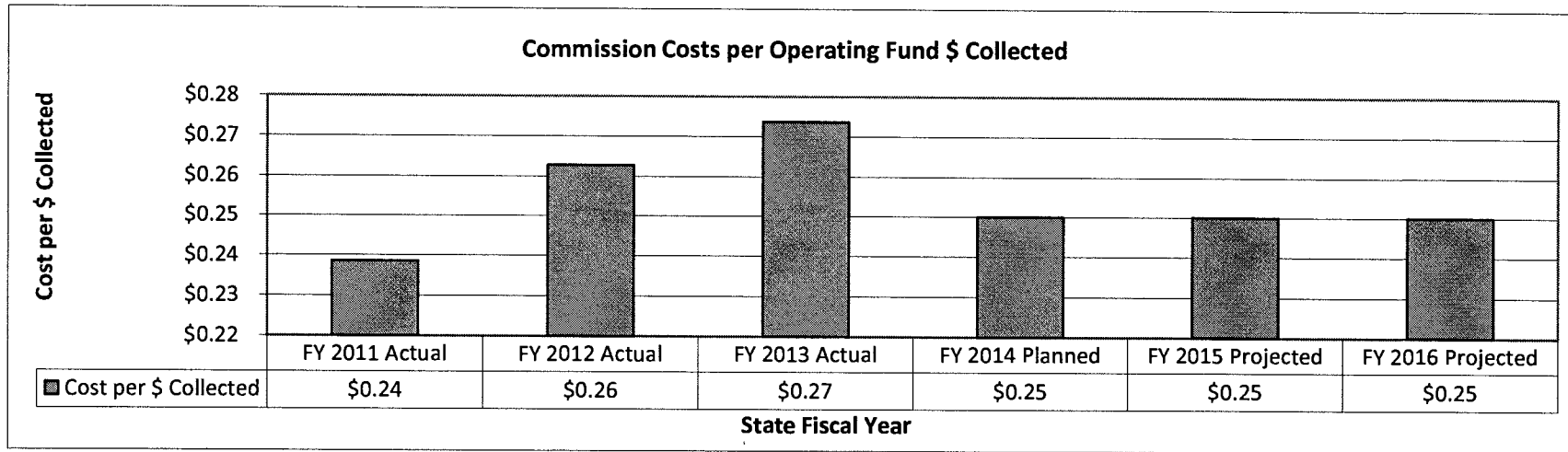
**Department of Higher Education**

**Federal Loan Compliance**

**Program is found in the following core budget(s): Federal Loan Compliance**

**7b. Provide an efficiency measure.**

What is the cost of commissions paid to collection agencies for recovering defaulted student loans?



**7c. Provide the number of clients/individuals served, if applicable.**

N/A

**7d. Provide a customer satisfaction measure, if available.**

N/A

**DECISION ITEM SUMMARY**

<b>Budget Unit</b>								
<b>Decision Item</b>	<b>FY 2013</b>	<b>FY 2013</b>	<b>FY 2014</b>	<b>FY 2014</b>	<b>FY 2015</b>	<b>FY 2015</b>	<b>FY 2015</b>	<b>FY 2015</b>
<b>Budget Object Summary</b>	<b>ACTUAL</b>	<b>ACTUAL</b>	<b>BUDGET</b>	<b>BUDGET</b>	<b>DEPT REQ</b>	<b>DEPT REQ</b>	<b>GOV REC</b>	<b>GOV REC</b>
<b>Fund</b>	<b>DOLLAR</b>	<b>FTE</b>	<b>DOLLAR</b>	<b>FTE</b>	<b>DOLLAR</b>	<b>FTE</b>	<b>DOLLAR</b>	<b>FTE</b>
<b>COLLECTION PAYMENTS TRANSFER</b>								
<b>CORE</b>								
<b>FUND TRANSFERS</b>								
FEDERAL STUDENT LOAN RESERVE	26,280,666	0.00	30,000,000	0.00	20,000,000	0.00	20,000,000	0.00
TOTAL - TRF	26,280,666	0.00	30,000,000	0.00	20,000,000	0.00	20,000,000	0.00
<b>TOTAL</b>	<b>26,280,666</b>	<b>0.00</b>	<b>30,000,000</b>	<b>0.00</b>	<b>20,000,000</b>	<b>0.00</b>	<b>20,000,000</b>	<b>0.00</b>
<b>GRAND TOTAL</b>	<b>\$26,280,666</b>	<b>0.00</b>	<b>\$30,000,000</b>	<b>0.00</b>	<b>\$20,000,000</b>	<b>0.00</b>	<b>\$20,000,000</b>	<b>0.00</b>

**CORE DECISION ITEM**

<b>Department of Higher Education</b>	<b>Budget Unit</b> 55712C
<b>Division of Student Loan Program</b>	
<b>Core - Collection Payments Transfer</b>	

**1. CORE FINANCIAL SUMMARY**

	FY 2015 Budget Request					FY 2015 Governor's Recommendation			
	GR	Federal	Other	Total		GR	Fed	Other	Total
TRF	0	0	20,000,000	20,000,000	TRF	0	0	20,000,000	20,000,000
<b>Total</b>	<b>0</b>	<b>0</b>	<b>20,000,000</b>	<b>20,000,000</b>	<b>Total</b>	<b>0</b>	<b>0</b>	<b>20,000,000</b>	<b>20,000,000</b>
FTE	0.00	0.00	0.00	0.00	FTE	0.00	0.00	0.00	0.00
<b>Est. Fringe</b>	<b>0</b>	<b>0</b>	<b>0</b>	<b>0</b>	<b>Est. Fringe</b>	<b>0</b>	<b>0</b>	<b>0</b>	<b>0</b>
<i>Note: Fringes budgeted in House Bill 5 except for certain fringes budgeted directly to MoDOT, Highway Patrol, and Conservation.</i>					<i>Note: Fringes budgeted in House Bill 5 except for certain fringes budgeted directly to MoDOT, Highway Patrol, and Conservation.</i>				
Other Funds: Federal Student Loan Reserve Fund (0881) Notes:					Other Funds: Federal Student Loan Reserve Fund (0881) Notes:				

**2. CORE DESCRIPTION**

The Higher Education Amendments of 1998 require guaranty agencies to deposit certain percentages of payments received from defaulted borrowers into the Federal Student Loan Reserve Fund and the Guaranty Agency Operating Fund. It also requires the guaranty agencies to transfer default aversion fees from the Federal Student Loan Reserve Fund to the Guaranty Agency Operating Fund. This request for \$20,000,000 in transfer authority is necessary to enable the DHE to transfer the appropriate amount of collections from and on behalf of defaulted borrowers, initially deposited in the Federal Student Loan Reserve Fund, to the Guaranty Agency Operating Fund as required by the Amendments. This request actually relates to revenues from collection activity performed by the guaranty agency. However, because collection revenues must first be deposited in the Federal Fund, which is property of the federal government, the portion earned by the guaranty agency must be transferred to the Guaranty Agency Operating Fund. The appropriation also allows the DHE to transfer one percent of the principal and interest of delinquent loans from the Federal Student Loan Reserve Fund to the Guaranty Agency Operating Fund. This money is used to provide default aversion assistance to lenders when a loan becomes more than 60 days delinquent.

The DHE expects purchases of loans from lenders to eventually decline over the next several years, which will reduce revenues in the Federal Student Loan Reserve Fund. Because the primary purpose of the Student Loan Reserve Fund is to purchase defaulted loans, in order to maintain adequate cash reserves to purchase loans, in prior years, the DHE did not always transfer collection payments and default aversion monies during applicable fiscal years. However, based on guidance from the U.S. Department of Education, the DHE has begun to make transfers to the Guaranty Agency Operating Fund in the year they are earned, which will reduce the amount of transfer authority necessary from \$30,000,000 to \$20,000,00. Transfer authority of \$20,000,000 is required to transfer the appropriate amounts to the Guaranty Agency Operating Fund as reserve levels permit. No general revenue funds are requested. **As outlined in the core reconciliation detail (#5), a core reduction of \$10 million is being made to this program.**



**CORE DECISION ITEM**

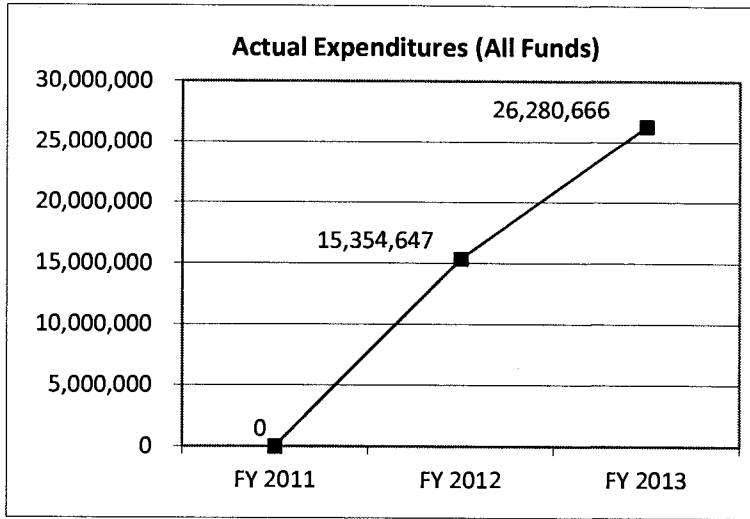
<b>Department of Higher Education</b>	<b>Budget Unit</b> 55712C
<b>Division of Student Loan Program</b>	
<b>Core - Collection Payments Transfer</b>	

**3. PROGRAM LISTING (list programs included in this core funding)**

Student Loan Collection Payments

**4. FINANCIAL HISTORY**

	FY 2011 Actual	FY 2012 Actual	FY 2013 Actual	FY 2014 Current Yr.
Appropriation (All Funds)	8,000,000	19,800,000	30,000,000	30,000,000
Less Reverted (All Funds)	0	0	0	N/A
Budget Authority (All Funds)	8,000,000	19,800,000	30,000,000	N/A
Actual Expenditures (All Funds)	0	15,354,647	26,280,666	N/A
Unexpended (All Funds)	8,000,000	4,445,353	3,719,334	N/A
Unexpended, by Fund:				
General Revenue	0	0	0	N/A
Federal	0	0	0	N/A
Other	8,000,000	4,445,353	3,719,334	N/A
		(1)	(2)	



Reverted includes Governor's standard 3 percent reserve (when applicable) and any extraordinary expenditure restrictions.

**NOTES:**

No transfer was made during FY 2011 in order to maintain adequate cash in the Federal Student Loan Reserve Fund.

- (1) For the collections transfer from 0881 and 0880, the original appropriation of \$8,000,000 was increased by \$11,800,000 in FY 2012.
- (2) Includes \$22,000,000 in additional transfer authority due to the removal of the estimated appropriation by the legislature

**CORE RECONCILIATION DETAIL**

**DEPARTMENT OF HIGHER EDUCATION**  
**COLLECTION PAYMENTS TRANSFER**

**5. CORE RECONCILIATION DETAIL**

	<b>Budget Class</b>	<b>FTE</b>	<b>GR</b>	<b>Federal</b>	<b>Other</b>	<b>Total</b>	<b>Explanation</b>
<b>TAFP AFTER VETOES</b>							
	TRF	0.00	0	0	30,000,000	30,000,000	
	<b>Total</b>	<b>0.00</b>	<b>0</b>	<b>0</b>	<b>30,000,000</b>	<b>30,000,000</b>	
<b>DEPARTMENT CORE ADJUSTMENTS</b>							
Core Reduction	1824 T525 TRF	0.00	0	0	(10,000,000)	(10,000,000)	Core reduction of transfer authority due to transfer of funds occurring in the year in which they are earned rather than accumulating from year to year
<b>NET DEPARTMENT CHANGES</b>		<b>0.00</b>	<b>0</b>	<b>0</b>	<b>(10,000,000)</b>	<b>(10,000,000)</b>	
<b>DEPARTMENT CORE REQUEST</b>							
	TRF	0.00	0	0	20,000,000	20,000,000	
	<b>Total</b>	<b>0.00</b>	<b>0</b>	<b>0</b>	<b>20,000,000</b>	<b>20,000,000</b>	
<b>GOVERNOR'S RECOMMENDED CORE</b>							
	TRF	0.00	0	0	20,000,000	20,000,000	
	<b>Total</b>	<b>0.00</b>	<b>0</b>	<b>0</b>	<b>20,000,000</b>	<b>20,000,000</b>	

**DECISION ITEM DETAIL**

Budget Unit	FY 2013	FY 2013	FY 2014	FY 2014	FY 2015	FY 2015	FY 2015	FY 2015
Decision Item	ACTUAL	ACTUAL	BUDGET	BUDGET	DEPT REQ	DEPT REQ	GOV REC	GOV REC
Budget Object Class	DOLLAR	FTE	DOLLAR	FTE	DOLLAR	FTE	DOLLAR	FTE
<b>COLLECTION PAYMENTS TRANSFER</b>								
<b>CORE</b>								
TRANSFERS OUT	26,280,666	0.00	30,000,000	0.00	20,000,000	0.00	20,000,000	0.00
TOTAL - TRF	26,280,666	0.00	30,000,000	0.00	20,000,000	0.00	20,000,000	0.00
<b>GRAND TOTAL</b>	<b>\$26,280,666</b>	<b>0.00</b>	<b>\$30,000,000</b>	<b>0.00</b>	<b>\$20,000,000</b>	<b>0.00</b>	<b>\$20,000,000</b>	<b>0.00</b>
GENERAL REVENUE	\$0	0.00	\$0	0.00	\$0	0.00	\$0	0.00
FEDERAL FUNDS	\$0	0.00	\$0	0.00	\$0	0.00	\$0	0.00
OTHER FUNDS	\$26,280,666	0.00	\$30,000,000	0.00	\$20,000,000	0.00	\$20,000,000	0.00

**PROGRAM DESCRIPTION**

**Department of Higher Education**

**Student Loan Collection Payments**

**Program is found in the following core budget(s): Collection Payments Transfer**

**1. What does this program do?**

This appropriation authority request, which is part of the DHE Student Loan Program, enables the DHE to transfer the appropriate amount of collection revenues from and on behalf of defaulted borrowers, initially deposited in the Federal Student Loan Reserve Fund, to the Guaranty Agency Operating Fund as required by federal law. In addition, the appropriation allows the DHE to transfer 1% of principal and interest on delinquent loans from the Federal Student Loan Reserve Fund to the Guaranty Agency Operating Fund for default aversion assistance requests from lenders.

In federal fiscal year 2012, the DHE Student Loan Program and its contractors collected more than \$118 million from defaulted borrowers on a defaulted loan inventory of nearly \$325 million. While the majority of these collection revenues are the property of the US Secretary of Education, the DHE Student Loan Program retains from 10 to 18.5 percent (depending on the collection type) of these revenues to pay collection related expenses, which includes collection agency commissions and other collection related expenses as described in the Federal Loan Compliance appropriation authority request. The DHE's share of collections for fiscal year 2013 was approximately \$18 million.

The DHE Student Loan Program pays collection commissions with the DHE's Operating Fund share of collection revenues described in this request. In federal fiscal year 2012, the program collected over 36 percent of its outstanding defaulted student loan portfolio and is expected to collect nearly 30 percent in federal fiscal year 2013. The chart titled Cost of Commission Per Operating Fund \$ Collected in section 7b shows costs have remained consistent the past several years between 24 and 27 cents for each dollar collected since fiscal year 2011. Amounts will vary with fluctuations in the different types of collections because the DHE's retention varies by type. The US Secretary's share of these collections serves as the revenue source to the Federal Fund, which is described in the Federal Student Loan Reserve Fund appropriation authority request.

Because of the Healthcare and Education Affordability Reconciliation Act enacted March 30, 2010 (Public Law 111-152), the DHE longer has the authority to guarantee new federal student loans. However, the DHE Student Loan Program will continue to spend considerable time and effort trying to prevent borrowers from defaulting on their student loans. The program utilizes numerous methods to reduce student loan defaults including providing assistance to lenders when a loan becomes more than 60 days delinquent. In state fiscal year 2013, the loan program provided default aversion assistance to borrowers and their lenders for more than 54,000 loans. Preventing defaults and collecting from defaulted borrowers is a critical part of protecting the state and federal fiscal interest. The DHE earned default aversion fees of \$1.4 million for fiscal year 2013.

**PROGRAM DESCRIPTION**

**Department of Higher Education**

**Student Loan Collection Payments**

**Program is found in the following core budget(s): Collection Payments Transfer**

**2. What is the authorization for this program, i.e., federal or state statute, etc.? (Include the federal program number, if applicable.)**

Federal Higher Education Act of 1965, as amended, 20 U.S.C. 1071, et seq.; 34 C.F.R. Parts 658 and 682; Sections 173.095 - 173.187, RSMo

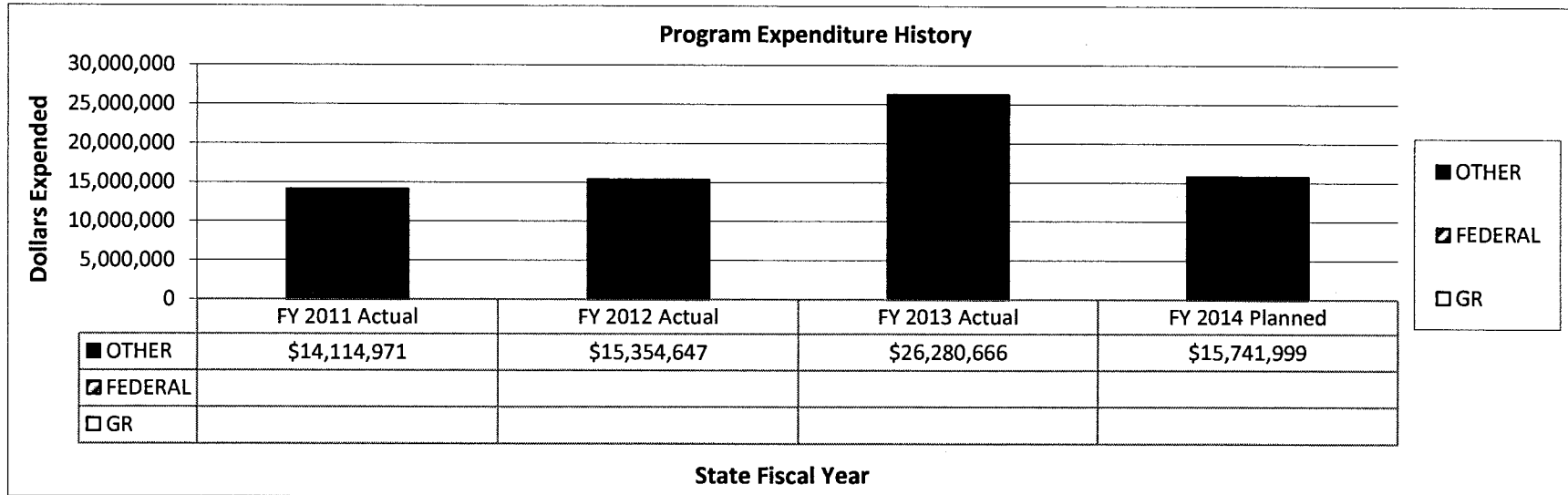
**3. Are there federal matching requirements? If yes, please explain.**

No

**4. Is this a federally mandated program? If yes, please explain.**

No

**5. Provide actual expenditures for the prior three fiscal years and planned expenditures for the current fiscal year.**



FY 2011 actual amount represents the amount due to the Operating Fund related to FY 2011 collections. No transfer was made during FY 2011 in order to maintain adequate cash flow in the Federal Student Loan Reserve Fund. **FY 2012 and FY 2013 amounts transferred include amounts earned in previous fiscal years, but not transferred in order to maintain adequate cash flow in the Federal Student Loan Reserve Fund.**

**6. What are the sources of the "Other " funds?**

N/A

**PROGRAM DESCRIPTION**

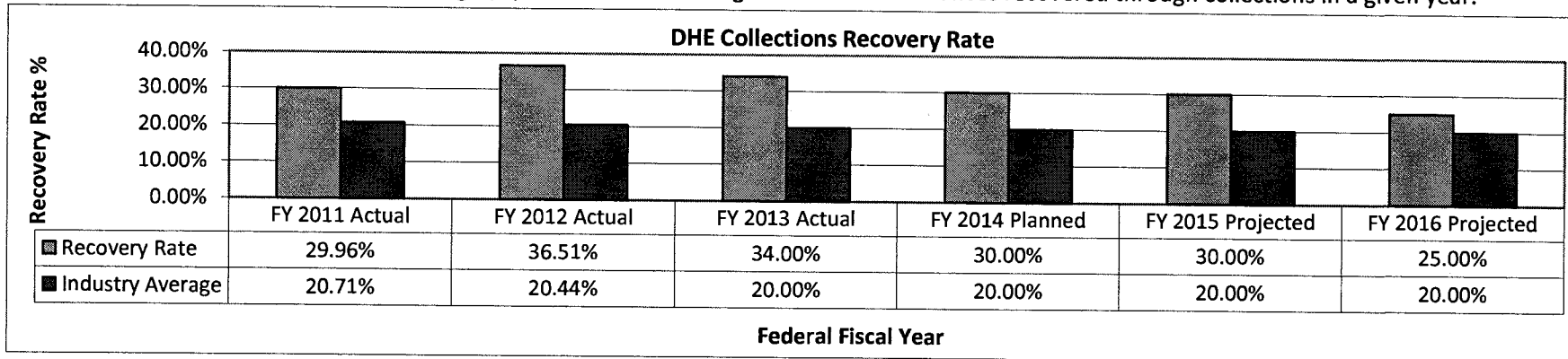
**Department of Higher Education**

**Student Loan Collection Payments**

**Program is found in the following core budget(s): Collection Payments Transfer**

**7a. Provide an effectiveness measure.**

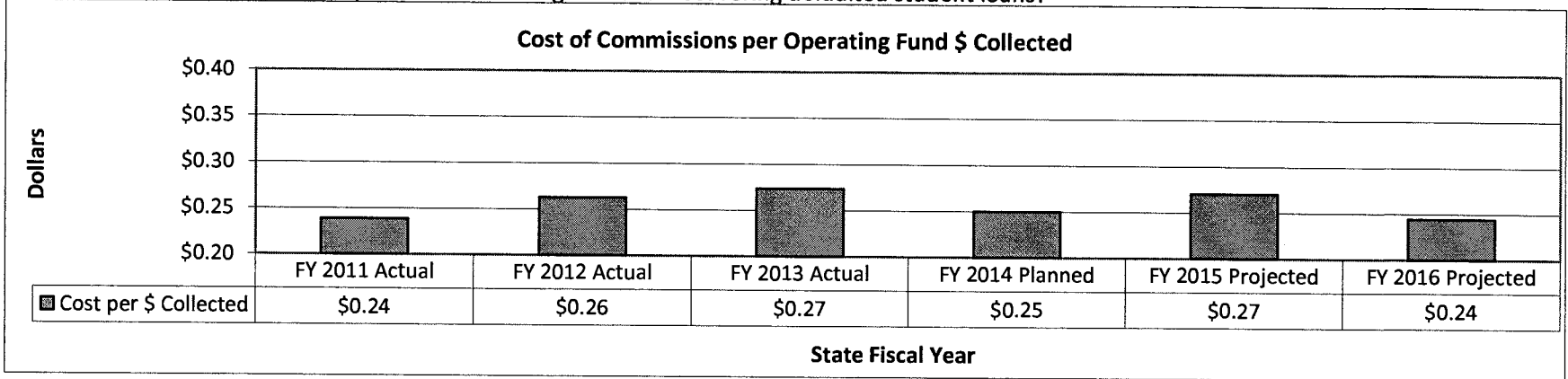
The recovery rate represents the percentage (%) of DHE's outstanding defaulted loan balances recovered through collections in a given year.



\* Recovery rates are calculated at the end of each federal fiscal year. FFY 2013 will end on September 30, 2013; therefore the FY 2013 rate is an estimate.

**7b. Provide an efficiency measure.**

What is the cost of commissions paid to collection agencies for recovering defaulted student loans?



**PROGRAM DESCRIPTION**

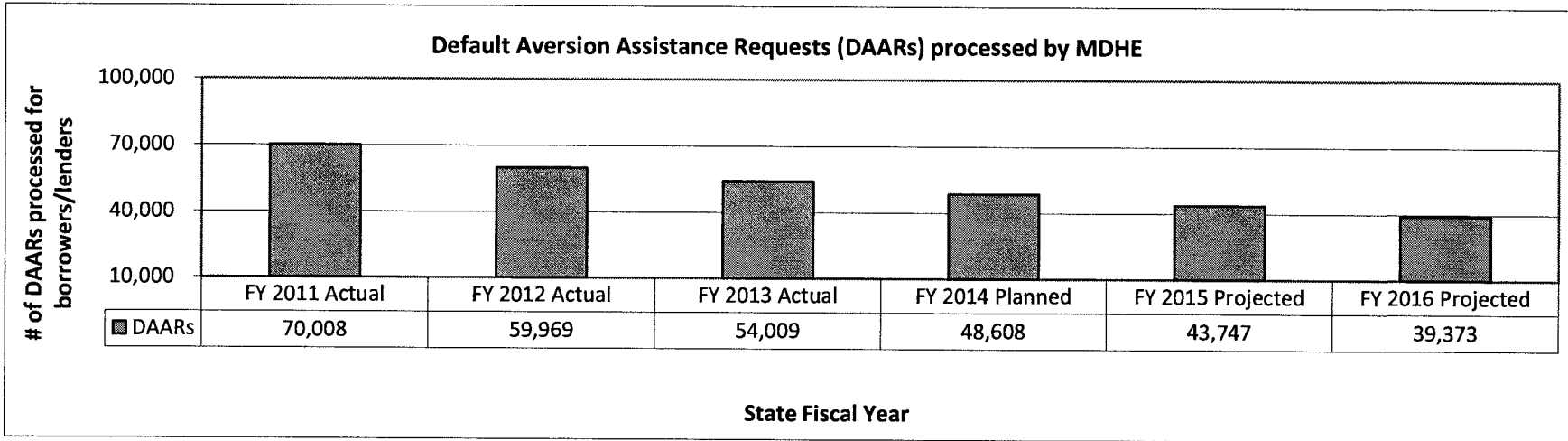
**Department of Higher Education**

**Student Loan Collection Payments**

**Program is found in the following core budget(s): Collection Payments Transfer**

**7c. Provide the number of clients/individuals served, if applicable.**

DHE provides collections assistance to lenders for loans that become 60 days or more delinquent to try to avert default of the loan.



**7d. Provide a customer satisfaction measure, if available.**

N/A

**DECISION ITEM SUMMARY**

<b>Budget Unit</b>								
<b>Decision Item</b>	<b>FY 2013</b>	<b>FY 2013</b>	<b>FY 2014</b>	<b>FY 2014</b>	<b>FY 2015</b>	<b>FY 2015</b>	<b>FY 2015</b>	<b>FY 2015</b>
<b>Budget Object Summary</b>	<b>ACTUAL</b>	<b>ACTUAL</b>	<b>BUDGET</b>	<b>BUDGET</b>	<b>DEPT REQ</b>	<b>DEPT REQ</b>	<b>GOV REC</b>	<b>GOV REC</b>
<b>Fund</b>	<b>DOLLAR</b>	<b>FTE</b>	<b>DOLLAR</b>	<b>FTE</b>	<b>DOLLAR</b>	<b>FTE</b>	<b>DOLLAR</b>	<b>FTE</b>
<b>LOAN PROGRAM REVOLVING FUND</b>								
<b>CORE</b>								
<b>PROGRAM-SPECIFIC</b>								
FEDERAL STUDENT LOAN RESERVE	151,965,726	0.00	180,000,000	0.00	180,000,000	0.00	180,000,000	0.00
TOTAL - PD	151,965,726	0.00	180,000,000	0.00	180,000,000	0.00	180,000,000	0.00
<b>TOTAL</b>	<b>151,965,726</b>	<b>0.00</b>	<b>180,000,000</b>	<b>0.00</b>	<b>180,000,000</b>	<b>0.00</b>	<b>180,000,000</b>	<b>0.00</b>
<b>GRAND TOTAL</b>	<b>\$151,965,726</b>	<b>0.00</b>	<b>\$180,000,000</b>	<b>0.00</b>	<b>\$180,000,000</b>	<b>0.00</b>	<b>\$180,000,000</b>	<b>0.00</b>



**CORE DECISION ITEM**

<b>Department of Higher Education</b>					<b>Budget Unit 55717C</b>				
<b>Division of Student Loan Program</b>									
<b>Core - Federal Student Loan Reserve Fund</b>									
<b>1. CORE FINANCIAL SUMMARY</b>									
	<b>FY 2015 Budget Request</b>					<b>FY 2015 Governor's Recommendation</b>			
	<b>GR</b>	<b>Federal</b>	<b>Other</b>	<b>Total</b>		<b>GR</b>	<b>Fed</b>	<b>Other</b>	<b>Total</b>
PS	0	0	0	0	PS	0	0	0	0
EE	0	0	0	0	EE	0	0	0	0
PSD	0	0	180,000,000	180,000,000	PSD	0	0	180,000,000	180,000,000
<b>Total</b>	<b>0</b>	<b>0</b>	<b>180,000,000</b>	<b>180,000,000</b>	<b>Total</b>	<b>0</b>	<b>0</b>	<b>180,000,000</b>	<b>180,000,000</b>
FTE	0.00	0.00	0.00	0.00	FTE	0.00	0.00	0.00	0.00
<b>Est. Fringe</b>	0	0	0	0	<b>Est. Fringe</b>	0	0	0	0
<i>Note: Fringes budgeted in House Bill 5 except for certain fringes budgeted directly to MoDOT, Highway Patrol, and Conservation.</i>					<i>Note: Fringes budgeted in House Bill 5 except for certain fringes budgeted directly to MoDOT, Highway Patrol, and Conservation.</i>				
Other Funds: Federal Student Loan Reserve Fund (0881) Notes:					Other Funds: Federal Student Loan Reserve Fund (0881) Notes:				
<b>2. CORE DESCRIPTION</b>									
<p>This fund is used to purchase loans from lenders and reimburse monies to the federal government as necessary. The US Department of Education (USDE) currently reimburses the DHE for purchased loans at an average rate of approximately 95 percent. The USDE requires the DHE to purchase eligible loans from lenders within 45 to 90 days of the date a lender submits the purchase request. If the DHE cannot purchase loans timely due to inadequate appropriation authority, the USDE will not reimburse the DHE for the loan purchases and may revoke the DHE's authority to act as a guaranty agency for the Federal Family Education Loan Program.</p> <p>Because of the Healthcare and Education Affordability Reconciliation Act enacted March 30, 2010 (Public Law 111-152), the authority to make or insure new loans under the FFEL Program ended June 30, 2010 as those loans will be disbursed through the Federal Direct Loan Program. The DHE will continue to purchase existing MDHE-guaranteed loans held by FFEL Program lenders. However, the DHE expects purchases of loans from lenders to eventually decline over the next several years with no new loan guarantees.</p> <p>An appropriation of \$180,000,000 (federal funds) is required. The fund is the property of the federal government.</p>									

**CORE DECISION ITEM**

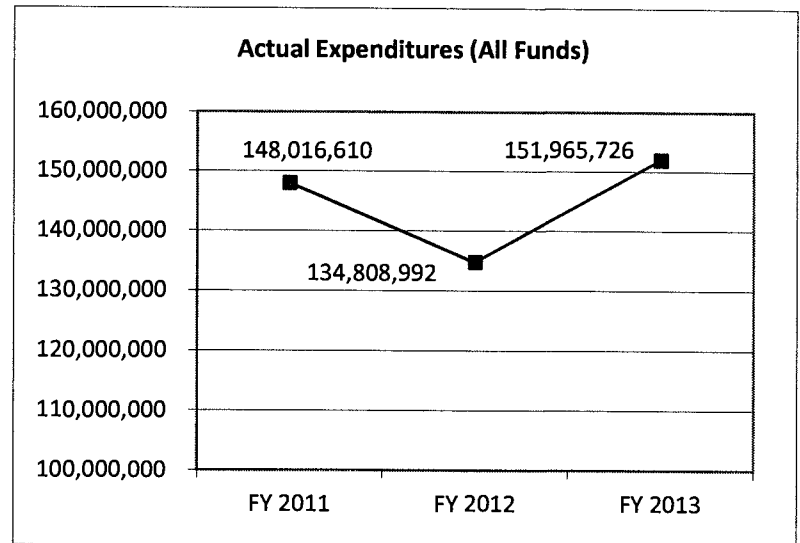
<b>Department of Higher Education</b>	<b>Budget Unit</b> 55717C
<b>Division of Student Loan Program</b>	
<b>Core - Federal Student Loan Reserve Fund</b>	

**3. PROGRAM LISTING (list programs included in this core funding)**

Federal Student Loan Reserve

**4. FINANCIAL HISTORY**

	FY 2011 Actual	FY 2012 Actual	FY 2013 Actual	FY 2014 Current Yr.
Appropriation (All Funds)	160,000,000	145,000,000	200,000,000	180,000,000
Less Reverted (All Funds)	0	0	0	N/A
Budget Authority (All Funds)	160,000,000	145,000,000	200,000,000	N/A
Actual Expenditures (All Funds)	148,016,610	134,808,992	151,965,726	N/A
Unexpended (All Funds)	11,983,390	10,191,008	48,034,274	N/A
Unexpended, by Fund:				
General Revenue	0	0	0	N/A
Federal	0	0	0	N/A
Other	11,983,390	10,191,008	48,034,274	N/A
	(1)		(2)	



Reverted includes Governor's standard 3 percent reserve (when applicable) and any extraordinary expenditure restrictions.

- NOTES:**
- (1) In order to cover claims, original appropriation of \$145 million was increased by \$15 million.
  - (2) Includes \$55,000,000 in additional spending authority due to the removal of the estimated appropriation by the legislature

**CORE RECONCILIATION DETAIL**

**DEPARTMENT OF HIGHER EDUCATION**  
**LOAN PROGRAM REVOLVING FUND**

**5. CORE RECONCILIATION DETAIL**

	<b>Budget Class</b>	<b>FTE</b>	<b>GR</b>	<b>Federal</b>	<b>Other</b>	<b>Total</b>	<b>Explanation</b>
<b>TAFP AFTER VETOES</b>							
	PD	0.00	0	0	180,000,000	180,000,000	
	<b>Total</b>	<b>0.00</b>	<b>0</b>	<b>0</b>	<b>180,000,000</b>	<b>180,000,000</b>	
<b>DEPARTMENT CORE REQUEST</b>							
	PD	0.00	0	0	180,000,000	180,000,000	
	<b>Total</b>	<b>0.00</b>	<b>0</b>	<b>0</b>	<b>180,000,000</b>	<b>180,000,000</b>	
<b>GOVERNOR'S RECOMMENDED CORE</b>							
	PD	0.00	0	0	180,000,000	180,000,000	
	<b>Total</b>	<b>0.00</b>	<b>0</b>	<b>0</b>	<b>180,000,000</b>	<b>180,000,000</b>	

**DECISION ITEM DETAIL**

Budget Unit	FY 2013	FY 2013	FY 2014	FY 2014	FY 2015	FY 2015	FY 2015	FY 2015
Decision Item	ACTUAL	ACTUAL	BUDGET	BUDGET	DEPT REQ	DEPT REQ	GOV REC	GOV REC
Budget Object Class	DOLLAR	FTE	DOLLAR	FTE	DOLLAR	FTE	DOLLAR	FTE
<b>LOAN PROGRAM REVOLVING FUND</b>								
<b>CORE</b>								
PROGRAM DISTRIBUTIONS	130,385,516	0.00	179,999,999	0.00	179,999,999	0.00	179,999,999	0.00
REFUNDS	21,580,210	0.00	1	0.00	1	0.00	1	0.00
<b>TOTAL - PD</b>	<b>151,965,726</b>	<b>0.00</b>	<b>180,000,000</b>	<b>0.00</b>	<b>180,000,000</b>	<b>0.00</b>	<b>180,000,000</b>	<b>0.00</b>
<b>GRAND TOTAL</b>	<b>\$151,965,726</b>	<b>0.00</b>	<b>\$180,000,000</b>	<b>0.00</b>	<b>\$180,000,000</b>	<b>0.00</b>	<b>\$180,000,000</b>	<b>0.00</b>
GENERAL REVENUE	\$0	0.00	\$0	0.00	\$0	0.00	\$0	0.00
FEDERAL FUNDS	\$0	0.00	\$0	0.00	\$0	0.00	\$0	0.00
OTHER FUNDS	\$151,965,726	0.00	\$180,000,000	0.00	\$180,000,000	0.00	\$180,000,000	0.00

## PROGRAM DESCRIPTION

**Department of Higher Education**

**Federal Student Loan Reserve**

**Program is found in the following core budget(s): Federal Student Loan Reserve Fund**

**1. What does this program do?**

This appropriation request is part of the DHE Student Loan Program. This request is used to purchase defaulted and discharged student loans from lenders and to return or reimburse monies to the federal government as necessary. The fund balance related to this appropriation is the property of the federal government.

As an agent of the US Department of Education (USDE), the DHE Student Loan Program insures private commercial banks against loss from defaulted and discharged student loans. Lenders are insured at 97 to 98 percent of the outstanding principal and interest at time of default for defaulted loans, depending on the loan disbursement date and 100 percent for loans discharged due to death, disability, closed school and bankruptcy. DHE must review each claim filed by a lender to ensure the lender has complied with all federal laws and regulations throughout the life of the loan to that point. If the lender fails to comply with all federal and DHE Student Loan Program guidelines, the insurance claim will be denied and the lender loses the federal loan guarantee and must try to collect the loan. In FY13, the Student Loan Program reviewed and paid more than 11,743 claims. The DHE Student Loan Program is reinsured by the federal government at approximately 95 percent on default claims and 100 percent on the other claim types.

After purchasing defaulted loans, DHE attempts to recover the defaulted debt through various collection efforts. The proceeds from defaulted student loan collections are deposited into the Federal Student Loan Reserve Fund and the portion due to the Guaranty Agency Operating Fund is subsequently transferred to that fund.

The enactment of the Healthcare and Education Affordability Reconciliation Act of 2010 (Public Law 111-152) makes it difficult for the DHE to predict future claim volume. As a result of the law, the DHE no longer has authority to guarantee new federal student loans after June 30, 2010 as those loans will be disbursed through the Federal Direct Loan Program. The DHE will continue to purchase existing DHE-guaranteed loans held by FFEL Program lenders. However, the DHE expects purchases of loans from lenders to eventually decline over the next several years with no new loan guarantees.

**2. What is the authorization for this program, i.e., federal or state statute, etc.? (Include the federal program number, if applicable.)**

Federal Higher Education Act of 1965, as amended, 20 U.S.C. 1071, et seq.; 34 C.F.R. Parts 658 and 682; Sections 173.095 - 173.187, RSMo

**3. Are there federal matching requirements? If yes, please explain.**

No

**4. Is this a federally mandated program? If yes, please explain.**

No

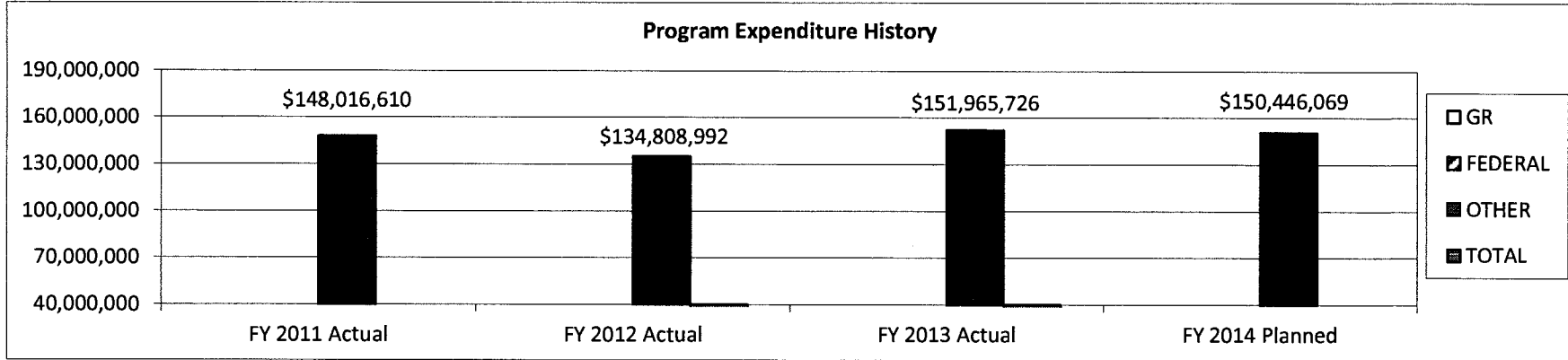
**PROGRAM DESCRIPTION**

**Department of Higher Education**

**Federal Student Loan Reserve**

**Program is found in the following core budget(s): Federal Student Loan Reserve Fund**

**5. Provide actual expenditures for the prior three fiscal years and planned expenditures for the current fiscal year.**

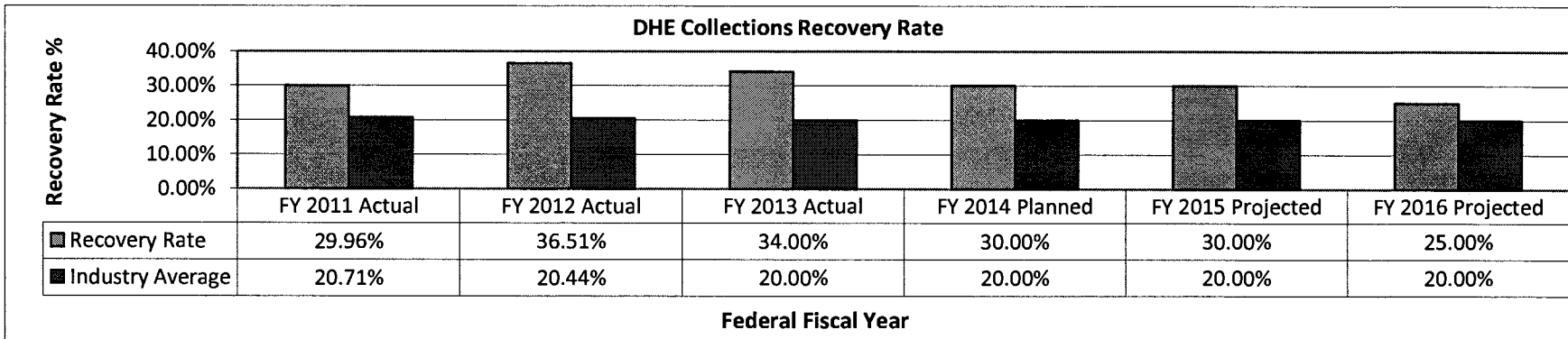


**6. What are the sources of the "Other" funds?**

Federal Student Loan Reserve Fund (0881)

**7a. Provide an effectiveness measure.**

The recovery rate represents the percentage (%) of DHE's outstanding defaulted loan balances recovered through collections in a given year.



**PROGRAM DESCRIPTION**

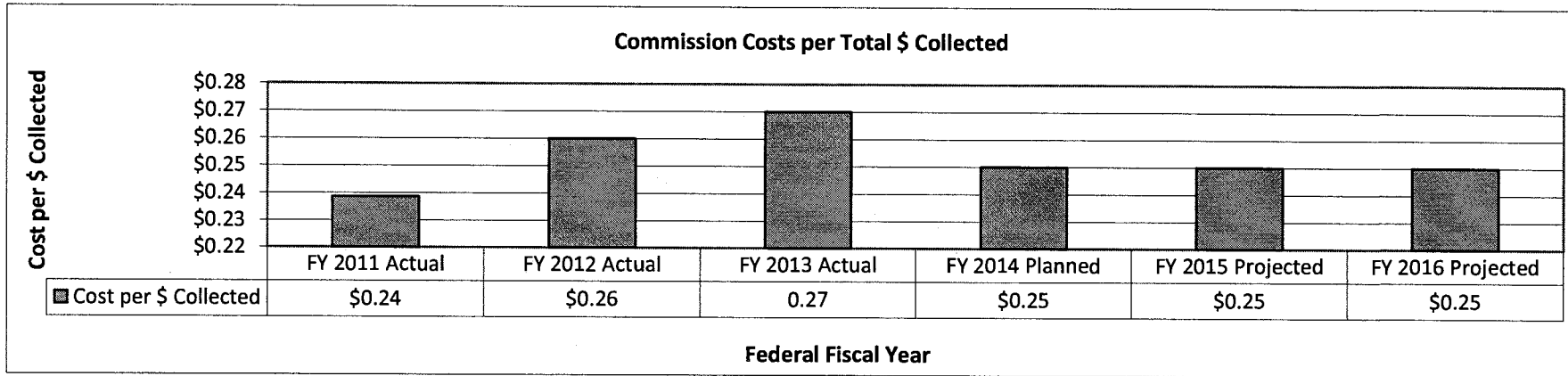
**Department of Higher Education**

**Federal Student Loan Reserve**


**Program is found in the following core budget(s): Federal Student Loan Reserve Fund**

**7b. Provide an efficiency measure.**

What are the costs of commissions paid to collection agencies for recovering defaulted student loans?



**7c. Provide the number of clients/individuals served, if applicable.**



**7d. Provide a customer satisfaction measure, if available.**

N/A

**DECISION ITEM SUMMARY**

Budget Unit									
Decision Item	FY 2013	FY 2013	FY 2014	FY 2014	FY 2015	FY 2015	FY 2015	FY 2015	FY 2015
Budget Object Summary	ACTUAL	ACTUAL	BUDGET	BUDGET	DEPT REQ	DEPT REQ	GOV REC	GOV REC	GOV REC
Fund	DOLLAR	FTE	DOLLAR	FTE	DOLLAR	FTE	DOLLAR	FTE	FTE
<b>LOAN PROGRAM TAX REFUND OFFSE</b>									
<b>CORE</b>									
PROGRAM-SPECIFIC									
DEBT OFFSET ESCROW	588,922	0.00	750,000	0.00	750,000	0.00	750,000	0.00	0.00
TOTAL - PD	588,922	0.00	750,000	0.00	750,000	0.00	750,000	0.00	0.00
<b>TOTAL</b>	<b>588,922</b>	<b>0.00</b>	<b>750,000</b>	<b>0.00</b>	<b>750,000</b>	<b>0.00</b>	<b>750,000</b>	<b>0.00</b>	<b>0.00</b>
<b>GRAND TOTAL</b>	<b>\$588,922</b>	<b>0.00</b>	<b>\$750,000</b>	<b>0.00</b>	<b>\$750,000</b>	<b>0.00</b>	<b>\$750,000</b>	<b>0.00</b>	<b>0.00</b>



**CORE DECISION ITEM**

<b>Department of Higher Education</b>	<b>Budget Unit</b> 55720C
<b>Division of Student Loan Program</b>	
<b>Core - Tax Refund Offset</b>	

**1. CORE FINANCIAL SUMMARY**

	FY 2015 Budget Request			
	GR	Federal	Other	Total
PS	0	0	0	0
EE	0	0	0	0
PSD	0	0	750,000	750,000
<b>Total</b>	<b>0</b>	<b>0</b>	<b>750,000</b>	<b>750,000</b>
FTE	0.00	0.00	0.00	0.00

<b>Est. Fringe</b>	0	0	0	0
--------------------	---	---	---	---

*Note: Fringes budgeted in House Bill 5 except for certain fringes budgeted directly to MoDOT, Highway Patrol, and Conservation.*

Other Funds: Debt Offset Escrow (0753)

Notes:

**2. CORE DESCRIPTION**

This request for an appropriation of \$750,000 is necessary to enable the DHE to transfer defaulted borrowers' state income tax refunds to its Federal Fund. This appropriation request is part of the DHE Student Loan Program. Section 143.781, RSMo, authorizes the DHE to make tax refund offsets against debts owed to the state agency.

	FY 2015 Governor's Recommendation			
	GR	Fed	Other	Total
PS	0	0	0	0
EE	0	0	0	0
PSD	0	0	750,000	750,000
<b>Total</b>	<b>0</b>	<b>0</b>	<b>750,000</b>	<b>750,000</b>
FTE	0.00	0.00	0.00	0.00

<b>Est. Fringe</b>	0	0	0	0
--------------------	---	---	---	---

*Note: Fringes budgeted in House Bill 5 except for certain fringes budgeted directly to MoDOT, Highway Patrol, and Conservation.*

Other Funds: Debt Offset Escrow (0753)

Notes:

**CORE DECISION ITEM**

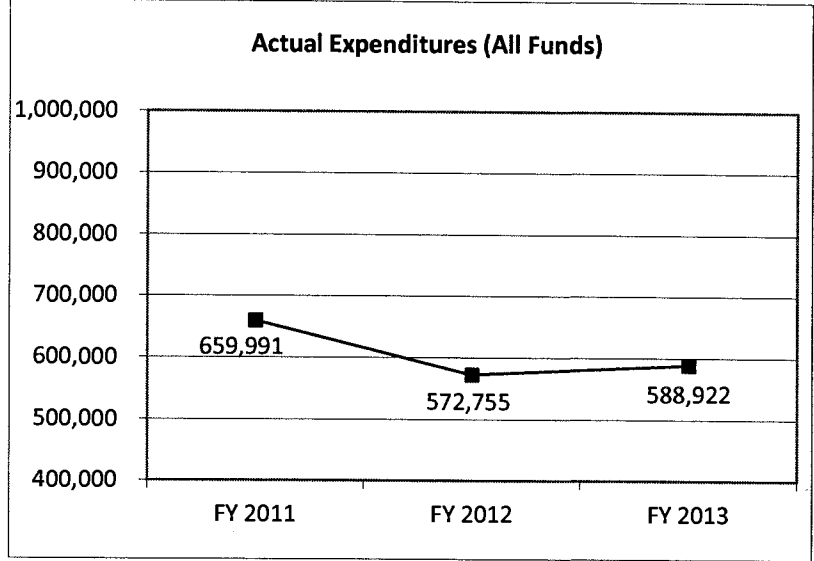
<b>Department of Higher Education</b>	<b>Budget Unit</b> 55720C
<b>Division of Student Loan Program</b>	
<b>Core - Tax Refund Offset</b>	

**3. PROGRAM LISTING (list programs included in this core funding)**

Loan Program Tax Refund Offset

**4. FINANCIAL HISTORY**

	FY 2011 Actual	FY 2012 Actual	FY 2013 Actual	FY 2014 Current Yr.
Appropriation (All Funds)	700,000	579,551	750,000	750,000
Less Reverted (All Funds)	0	0	0	N/A
Budget Authority (All Funds)	700,000	579,551	750,000	N/A
Actual Expenditures (All Funds)	659,991	572,755	588,922	N/A
Unexpended (All Funds)	40,009	6,796	161,078	N/A
<b>Unexpended, by Fund:</b>				
General Revenue	0	0	0	N/A
Federal	0	0	0	N/A
Other	40,009	6,796	161,078	N/A
	(1)	(1)	(2)	



Reverted includes Governor's standard 3 percent reserve (when applicable) and any extraordinary expenditure restrictions.

- NOTES:**
- (1) To cover debt offset amounts, original appropriation of \$250,000 was increased by \$450,000 in FY11 and \$329,551 in FY12
  - (2) Includes additional spending authority of \$500,000 due to the removal of the estimated appropriation by the legislature

**CORE RECONCILIATION DETAIL**

**DEPARTMENT OF HIGHER EDUCATION  
LOAN PROGRAM TAX REFUND OFFSE**

**5. CORE RECONCILIATION DETAIL**

	<b>Budget Class</b>	<b>FTE</b>	<b>GR</b>	<b>Federal</b>	<b>Other</b>	<b>Total</b>	<b>Explanation</b>
<b>TAFP AFTER VETOES</b>							
	PD	0.00	0	0	750,000	750,000	
	<b>Total</b>	<b>0.00</b>	<b>0</b>	<b>0</b>	<b>750,000</b>	<b>750,000</b>	
<b>DEPARTMENT CORE REQUEST</b>							
	PD	0.00	0	0	750,000	750,000	
	<b>Total</b>	<b>0.00</b>	<b>0</b>	<b>0</b>	<b>750,000</b>	<b>750,000</b>	
<b>GOVERNOR'S RECOMMENDED CORE</b>							
	PD	0.00	0	0	750,000	750,000	
	<b>Total</b>	<b>0.00</b>	<b>0</b>	<b>0</b>	<b>750,000</b>	<b>750,000</b>	

**DECISION ITEM DETAIL**

Budget Unit	FY 2013	FY 2013	FY 2014	FY 2014	FY 2015	FY 2015	FY 2015	FY 2015
Decision Item	ACTUAL	ACTUAL	BUDGET	BUDGET	DEPT REQ	DEPT REQ	GOV REC	GOV REC
Budget Object Class	DOLLAR	FTE	DOLLAR	FTE	DOLLAR	FTE	DOLLAR	FTE
<b>LOAN PROGRAM TAX REFUND OFFSE</b>								
<b>CORE</b>								
REFUNDS	588,922	0.00	750,000	0.00	750,000	0.00	750,000	0.00
TOTAL - PD	588,922	0.00	750,000	0.00	750,000	0.00	750,000	0.00
<b>GRAND TOTAL</b>	<b>\$588,922</b>	<b>0.00</b>	<b>\$750,000</b>	<b>0.00</b>	<b>\$750,000</b>	<b>0.00</b>	<b>\$750,000</b>	<b>0.00</b>
GENERAL REVENUE	\$0	0.00	\$0	0.00	\$0	0.00	\$0	0.00
FEDERAL FUNDS	\$0	0.00	\$0	0.00	\$0	0.00	\$0	0.00
OTHER FUNDS	588,922	0.00	750,000	0.00	750,000	0.00	750,000	0.00

**DECISION ITEM SUMMARY**

Budget Unit									
Decision Item	FY 2013	FY 2013	FY 2014	FY 2014	FY 2015	FY 2015	FY 2015	FY 2015	FY 2015
Budget Object Summary	ACTUAL	ACTUAL	BUDGET	BUDGET	DEPT REQ	DEPT REQ	GOV REC	GOV REC	GOV REC
Fund	DOLLAR	FTE	DOLLAR	FTE	DOLLAR	FTE	DOLLAR	FTE	FTE
<b>GUARANTY AGENCY OPER-TRANSFER</b>									
<b>CORE</b>									
<b>FUND TRANSFERS</b>									
<b>GUARANTY AGENCY OPERATING</b>	0	0.00	1,000,000	0.00	1,000,000	0.00	1,000,000	0.00	0.00
<b>TOTAL - TRF</b>	0	0.00	1,000,000	0.00	1,000,000	0.00	1,000,000	0.00	0.00
<b>TOTAL</b>	0	0.00	1,000,000	0.00	1,000,000	0.00	1,000,000	0.00	0.00
<b>GRAND TOTAL</b>	<b>\$0</b>	<b>0.00</b>	<b>\$1,000,000</b>	<b>0.00</b>	<b>\$1,000,000</b>	<b>0.00</b>	<b>\$1,000,000</b>	<b>0.00</b>	<b>0.00</b>

**CORE DECISION ITEM**

<b>Department of Higher Education</b>					<b>Budget Unit</b>	<b>55732C</b>			
<b>Division of Student Loan Program</b>									
<b>Core - Transfer to Federal Student Loan Reserve Fund</b>									
<b>1. CORE FINANCIAL SUMMARY</b>									
<b>FY 2015 Budget Request</b>					<b>FY 2015 Governor's Recommendation</b>				
	<b>GR</b>	<b>Federal</b>	<b>Other</b>	<b>Total</b>		<b>GR</b>	<b>Fed</b>	<b>Other</b>	<b>Total</b>
TRF	0	0	1,000,000	1,000,000	TRF	0	0	1,000,000	1,000,000
<b>Total</b>	<b>0</b>	<b>0</b>	<b>1,000,000</b>	<b>1,000,000</b>	<b>Total</b>	<b>0</b>	<b>0</b>	<b>1,000,000</b>	<b>1,000,000</b>
FTE	0.00	0.00	0.00	0.00	FTE	0.00	0.00	0.00	0.00
<b>Est. Fringe</b>	<b>0</b>	<b>0</b>	<b>0</b>	<b>0</b>	<b>Est. Fringe</b>	<b>0</b>	<b>0</b>	<b>0</b>	<b>0</b>
<i>Note: Fringes budgeted in House Bill 5 except for certain fringes budgeted directly to MoDOT, Highway Patrol, and Conservation.</i>					<i>Note: Fringes budgeted in House Bill 5 except for certain fringes budgeted directly to MoDOT, Highway Patrol, and Conservation.</i>				
Other Funds: Guaranty Agency Operating Fund (0880)					Other Funds: Guaranty Agency Operating Fund (0880)				
Notes:					Notes:				
<b>2. CORE DESCRIPTION</b>									
<p>The Higher Education Amendments (HEA) of 1998 require guaranty agencies to deposit certain percentages of payments received from defaulted borrowers into the Federal Reserve Fund, which is the property of the federal government. All amounts collected from defaulted borrowers are first deposited into the Federal Reserve Fund, with DHE's portion transferred out into the Guaranty Agency Operating Fund no more frequently than quarterly. Due to reconciling items, it is sometimes necessary to transfer funds back to the Federal Fund. In addition, the HEA also requires the DHE to ensure that the Federal Reserve Fund has cash flow sufficient to pay claims to lenders and meet federally mandated reserve levels, so at times it may be necessary to transfer an amount from the Guaranty Agency Operating Fund (0880) to the Federal Fund to maintain the minimum reserve level.</p> <p>Although this appropriation is infrequently used, this request for a transfer appropriation of \$1,000,000 is necessary to ensure federal compliance in the event that the DHE is required to transfer money to the Federal Reserve Fund from the Guaranty Operating Fund in order to make adjustments to collections from defaulted borrowers and to ensure that the Federal Fund has sufficient cash flow to meet obligations and minimum reserve levels.</p>									

**CORE DECISION ITEM**

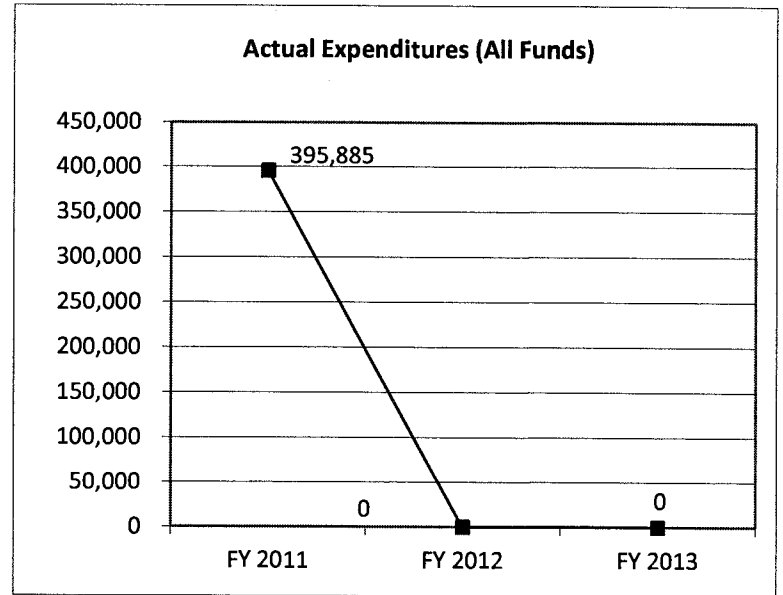
<b>Department of Higher Education</b>	<b>Budget Unit</b> 55732C
<b>Division of Student Loan Program</b>	
<b>Core - Transfer to Federal Student Loan Reserve Fund</b>	

**3. PROGRAM LISTING (list programs included in this core funding)**

Federal Student Loan Reserve

**4. FINANCIAL HISTORY**

	FY 2011 Actual	FY 2012 Actual	FY 2013 Actual	FY 2014 Current Yr.
Appropriation (All Funds)	1,000,000	1,000,000	1,000,000	1,000,000
Less Reverted (All Funds)	0	0	0	N/A
Budget Authority (All Funds)	1,000,000	1,000,000	1,000,000	N/A
Actual Expenditures (All Funds)	395,885	0	0	N/A
Unexpended (All Funds)	604,115	1,000,000	1,000,000	N/A
<b>Unexpended, by Fund:</b>				
General Revenue	0	0	0	N/A
Federal	0	0	0	N/A
Other	604,115	1,000,000	1,000,000	N/A



Reverted includes Governor's standard 3 percent reserve (when applicable) and any extraordinary expenditure restrictions.

**NOTES:**

**CORE RECONCILIATION DETAIL**

**DEPARTMENT OF HIGHER EDUCATION**  
**GUARANTY AGENCY OPER-TRANSFER**

**5. CORE RECONCILIATION DETAIL**

	<b>Budget Class</b>	<b>FTE</b>	<b>GR</b>	<b>Federal</b>	<b>Other</b>	<b>Total</b>	<b>Explanation</b>
<b>TAFP AFTER VETOES</b>							
	TRF	0.00	0	0	1,000,000	1,000,000	
	<b>Total</b>	<b>0.00</b>	<b>0</b>	<b>0</b>	<b>1,000,000</b>	<b>1,000,000</b>	
<b>DEPARTMENT CORE REQUEST</b>							
	TRF	0.00	0	0	1,000,000	1,000,000	
	<b>Total</b>	<b>0.00</b>	<b>0</b>	<b>0</b>	<b>1,000,000</b>	<b>1,000,000</b>	
<b>GOVERNOR'S RECOMMENDED CORE</b>							
	TRF	0.00	0	0	1,000,000	1,000,000	
	<b>Total</b>	<b>0.00</b>	<b>0</b>	<b>0</b>	<b>1,000,000</b>	<b>1,000,000</b>	



**DECISION ITEM DETAIL**

Budget Unit	FY 2013	FY 2013	FY 2014	FY 2014	FY 2015	FY 2015	FY 2015	FY 2015
Decision Item	ACTUAL	ACTUAL	BUDGET	BUDGET	DEPT REQ	DEPT REQ	GOV REC	GOV REC
Budget Object Class	DOLLAR	FTE	DOLLAR	FTE	DOLLAR	FTE	DOLLAR	FTE
<b>GUARANTY AGENCY OPER-TRANSFER</b>								
<b>CORE</b>								
TRANSFERS OUT	0	0.00	1,000,000	0.00	1,000,000	0.00	1,000,000	0.00
TOTAL - TRF	0	0.00	1,000,000	0.00	1,000,000	0.00	1,000,000	0.00
<b>GRAND TOTAL</b>	<b>\$0</b>	<b>0.00</b>	<b>\$1,000,000</b>	<b>0.00</b>	<b>\$1,000,000</b>	<b>0.00</b>	<b>\$1,000,000</b>	<b>0.00</b>
GENERAL REVENUE	\$0	0.00	\$0	0.00	\$0	0.00	\$0	0.00
FEDERAL FUNDS	\$0	0.00	\$0	0.00	\$0	0.00	\$0	0.00
OTHER FUNDS	\$0	0.00	\$1,000,000	0.00	\$1,000,000	0.00	\$1,000,000	0.00

**PROGRAM DESCRIPTION**

**Department of Higher Education**

**Federal Student Loan Reserve**

**Program is found in the following core budget(s): Transfer to Federal Student Loan Reserve Fund**

**1. What does this program do?**

This program allows DHE to transfer funds from the Guaranty Agency Operating Fund to the Federal Reserve Fund in order to make adjustments to the federal government's share of collections on defaulted student loans and to maintain minimum reserve levels. This request is part of the DHE Student Loan Program.

**2. What is the authorization for this program, i.e., federal or state statute, etc.? (Include the federal program number, if applicable.)**

Federal Higher Education Act of 1965, as amended, 20 U.S.C. 1071, et seq.; 34 C.F.R. Parts 658 and 682; Sections 173.095 - 173.187, RSMo


**3. Are there federal matching requirements? If yes, please explain.**

No

**4. Is this a federally mandated program? If yes, please explain.**

No

**5. Provide actual expenditures for the prior three fiscal years and planned expenditures for the current fiscal year.**



**PROGRAM DESCRIPTION**

**Department of Higher Education**

**Federal Student Loan Reserve**

**Program is found in the following core budget(s): Transfer to Federal Student Loan Reserve Fund**

**6. What are the sources of the "Other " funds?**

Guaranty Agency Operating Fund (0880)

**7a. Provide an effectiveness measure.**

N/A

**7b. Provide an efficiency measure.**

N/A

**7c. Provide the number of clients/individuals served, if applicable.**

N/A

**7d. Provide a customer satisfaction measure, if available.**

N/A

***THIS PAGE INTENTIONALLY LEFT BLANK***



**DECISION ITEM SUMMARY**

<b>Budget Unit</b>								
<b>Decision Item</b>	<b>FY 2013</b>	<b>FY 2013</b>	<b>FY 2014</b>	<b>FY 2014</b>	<b>FY 2015</b>	<b>FY 2015</b>	<b>FY 2015</b>	<b>FY 2015</b>
<b>Budget Object Summary</b>	<b>ACTUAL</b>	<b>ACTUAL</b>	<b>BUDGET</b>	<b>BUDGET</b>	<b>DEPT REQ</b>	<b>DEPT REQ</b>	<b>GOV REC</b>	<b>GOV REC</b>
<b>Fund</b>	<b>DOLLAR</b>	<b>FTE</b>	<b>DOLLAR</b>	<b>FTE</b>	<b>DOLLAR</b>	<b>FTE</b>	<b>DOLLAR</b>	<b>FTE</b>
<b>STATE NURSING BOARD GRANTS</b>								
<b>CORE</b>								
<b>PROGRAM-SPECIFIC</b>								
<b>BOARD OF NURSING</b>	997,525	0.00	1,000,000	0.00	0	0.00	0	0.00
<b>TOTAL - PD</b>	997,525	0.00	1,000,000	0.00	0	0.00	0	0.00
<b>TOTAL</b>	<b>997,525</b>	<b>0.00</b>	<b>1,000,000</b>	<b>0.00</b>	<b>0</b>	<b>0.00</b>	<b>0</b>	<b>0.00</b>
<b>GRAND TOTAL</b>	<b>\$997,525</b>	<b>0.00</b>	<b>\$1,000,000</b>	<b>0.00</b>	<b>\$0</b>	<b>0.00</b>	<b>\$0</b>	<b>0.00</b>

**CORE DECISION ITEM**

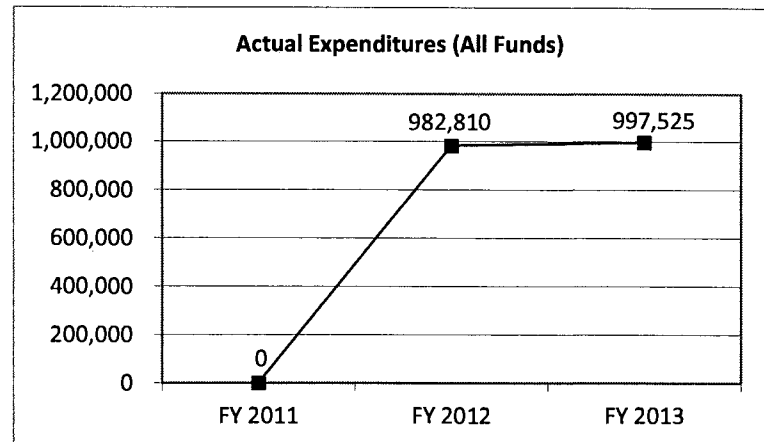
<b>Department of Higher Education</b>					<b>Budget Unit</b> <u>57503C</u>				
<b>Division of Coordination Administration</b>									
<b>Core - Nursing Education Incentive Program</b>									
<b>1. CORE FINANCIAL SUMMARY</b>									
	<b>FY 2015 Budget Request</b>					<b>FY 2015 Governor's Recommendation</b>			
	<b>GR</b>	<b>Federal</b>	<b>Other</b>	<b>Total</b>		<b>GR</b>	<b>Federal</b>	<b>Other</b>	<b>Total</b>
PS	0	0	0	0	PS	0	0	0	0
EE	0	0	0	0	EE	0	0	0	0
PSD	0	0	0	0	PSD	0	0	0	0
<b>Total</b>	<b>0</b>	<b>0</b>	<b>0</b>	<b>0</b>	<b>Total</b>	<b>0</b>	<b>0</b>	<b>0</b>	<b>0</b>
<b>FTE</b>	<b>0.00</b>	<b>0.00</b>	<b>0.00</b>	<b>0.00</b>	<b>FTE</b>	<b>0.00</b>	<b>0.00</b>	<b>0.00</b>	<b>0.00</b>
<b>Est. Fringe</b>	0	0	0	0	<b>Est. Fringe</b>	0	0	0	0
<i>Note: Fringes budgeted in House Bill 5 except for certain fringes budgeted directly to MoDOT, Highway Patrol, and Conservation.</i>					<i>Note: Fringes budgeted in House Bill 5 except for certain fringes budgeted directly to MoDOT, Highway Patrol, and Conservation.</i>				
Other Funds: Board of Nursing Fund (0635)					Other Funds:				
<b>2. CORE DESCRIPTION</b>									
<p>The Nursing Education Incentive Program was established in 2011 in HB's 223 &amp; 231. This appropriation was used to award competitive grants from the Board of Nursing Fund to eligible institutions of higher education based on criteria determined by the State Board of Nursing in conjunction with the Department of Higher Education in order to enhance and expand nursing education programs. Grant award amounts were not to exceed \$150,000 and no campus was to receive more than one grant per year.</p> <p>FY 2014 was the last year of a 3-year option for this program. A core reduction is being made to this program as outlined in the Core Reconciliation Detail (#5).</p>									
<b>3. PROGRAM LISTING (list programs included in this core funding)</b>									
Nursing Education Incentive Program									

**CORE DECISION ITEM**

<b>Department of Higher Education</b>	<b>Budget Unit</b> <u>57503C</u>
<b>Division of Coordination Administration</b>	
<b>Core - Nursing Education Incentive Program</b>	

**4. FINANCIAL HISTORY**

	FY 2011 Actual	FY 2012 Actual	FY 2013 Actual	FY 2014 Current Yr.
Appropriation (All Funds)	0	1,000,000	1,000,000	1,000,000
Less Reverted (All Funds)	0	0	0	N/A
Budget Authority (All Funds)	0	1,000,000	1,000,000	N/A
Actual Expenditures (All Funds)	0	982,810	997,525	N/A
Unexpended (All Funds)	0	17,190	2,475	N/A
Unexpended, by Fund:				
General Revenue	0	0	0	N/A
Federal	0	0	0	N/A
Other	0	17,190	2,475	N/A



Reverted includes Governor's standard 3 percent reserve (when applicable) and any extraordinary expenditure restrictions.

**NOTES:**



**CORE RECONCILIATION DETAIL**

**DEPARTMENT OF HIGHER EDUCATION  
STATE NURSING BOARD GRANTS**

**5. CORE RECONCILIATION DETAIL**

	<b>Budget Class</b>	<b>FTE</b>	<b>GR</b>	<b>Federal</b>	<b>Other</b>	<b>Total</b>	<b>Explanation</b>
<b>TAFP AFTER VETOES</b>							
	PD	0.00	0	0	1,000,000	1,000,000	
	<b>Total</b>	<b>0.00</b>	<b>0</b>	<b>0</b>	<b>1,000,000</b>	<b>1,000,000</b>	
<b>DEPARTMENT CORE ADJUSTMENTS</b>							
Core Reduction	1066 8121	PD	0.00	0	(1,000,000)	(1,000,000)	Core reduction because FY14 was the final year of a three-year appropriation for this program
<b>NET DEPARTMENT CHANGES</b>		<b>0.00</b>	<b>0</b>	<b>0</b>	<b>(1,000,000)</b>	<b>(1,000,000)</b>	
<b>DEPARTMENT CORE REQUEST</b>							
	PD	0.00	0	0	0	0	
	<b>Total</b>	<b>0.00</b>	<b>0</b>	<b>0</b>	<b>0</b>	<b>0</b>	
<b>GOVERNOR'S RECOMMENDED CORE</b>							
	PD	0.00	0	0	0	0	
	<b>Total</b>	<b>0.00</b>	<b>0</b>	<b>0</b>	<b>0</b>	<b>0</b>	

**DECISION ITEM DETAIL**

Budget Unit	FY 2013	FY 2013	FY 2014	FY 2014	FY 2015	FY 2015	FY 2015	FY 2015
Decision Item	ACTUAL	ACTUAL	BUDGET	BUDGET	DEPT REQ	DEPT REQ	GOV REC	GOV REC
Budget Object Class	DOLLAR	FTE	DOLLAR	FTE	DOLLAR	FTE	DOLLAR	FTE
<b>STATE NURSING BOARD GRANTS</b>								
<b>CORE</b>								
PROGRAM DISTRIBUTIONS	997,525	0.00	1,000,000	0.00	0	0.00	0	0.00
TOTAL - PD	997,525	0.00	1,000,000	0.00	0	0.00	0	0.00
<b>GRAND TOTAL</b>	<b>\$997,525</b>	<b>0.00</b>	<b>\$1,000,000</b>	<b>0.00</b>	<b>\$0</b>	<b>0.00</b>	<b>\$0</b>	<b>0.00</b>
GENERAL REVENUE	\$0	0.00	\$0	0.00	\$0	0.00		0.00
FEDERAL FUNDS	\$0	0.00	\$0	0.00	\$0	0.00		0.00
OTHER FUNDS	\$997,525	0.00	\$1,000,000	0.00	\$0	0.00		0.00

**PROGRAM DESCRIPTION**

**Department of Higher Education**

**Nursing Education Incentive Program**

**Program is found in the following core budget(s): Nursing Education Incentive Program**

**1. What does this program do?**

The Nursing Education Incentive Program was established in 2011 in HB's 223 & 231. This appropriation was used to award competitive grants from the Board of Nursing Fund to eligible institutions of higher education based on criteria determined by the State Board of Nursing in conjunction with the Department of Higher Education in order to enhance and expand nursing education programs. Monies from the grants allowed institutions to increase enrollment capacity of programs, add nursing faculty, expand clinical opportunities, and enhance online course offerings. Grant award amounts did not exceed \$150,000 and no campus received more than one grant per year.

**2. What is the authorization for this program, i.e., federal or state statute, etc.? (Include the federal program number, if applicable.)**

Sections 335.200 - 335.203, RSMo

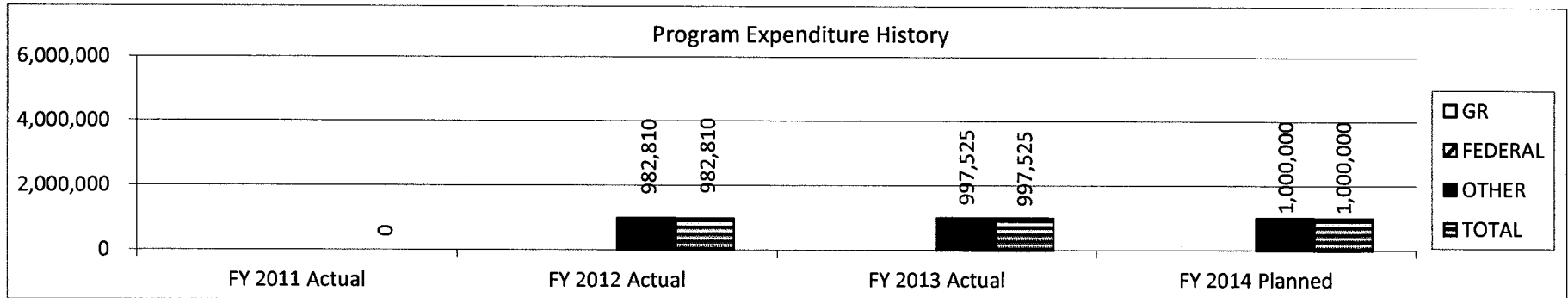
**3. Are there federal matching requirements? If yes, please explain.**

No

**4. Is this a federally mandated program? If yes, please explain.**

No

**5. Provide actual expenditures for the prior three fiscal years and planned expenditures for the current fiscal year.**



**6. What are the sources of the "Other " funds?**

Board of Nursing Fund (0635)

**PROGRAM DESCRIPTION**

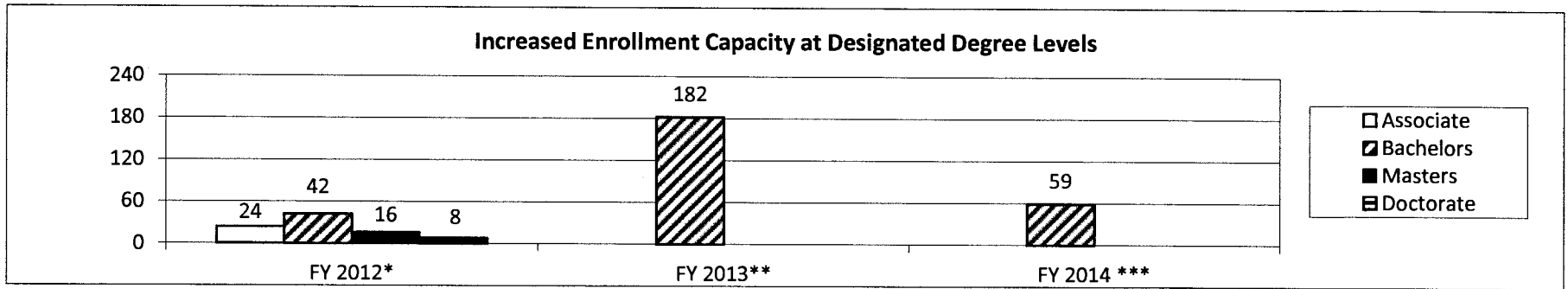
**Department of Higher Education**

**Nursing Education Incentive Program**

**Program is found in the following core budget(s): Nursing Education Incentive Program**

**7a. Provide an effectiveness measure.**

Increased Enrollment Capacity of Nursing Programs Leveraged as a Result of the Nursing Education Incentive Grants



\*Increased enrollment capacity at the Bachelors degree level ranges from 42 to 50; 16 is the minimum possible capacity level for a Masters degree

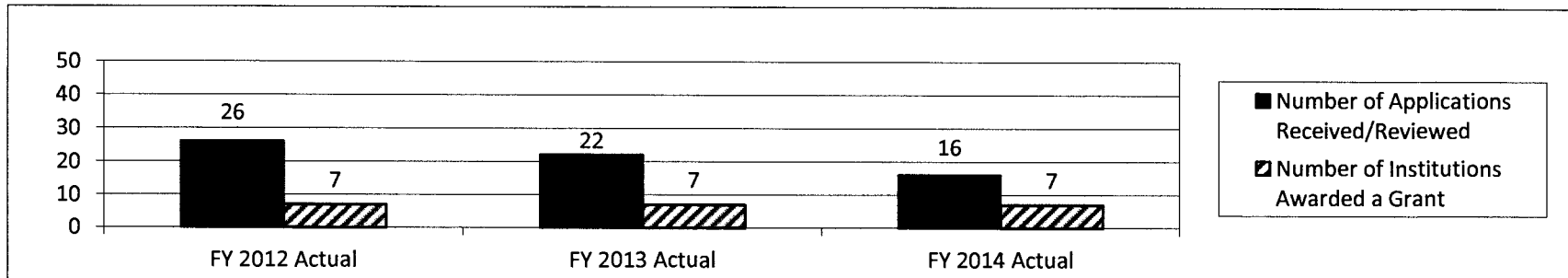
\*\*Also provide scholarships to at least 9 doctoral students

\*\*\*Also provide additional faculty, scholarships, enhanced equipment and software, integration of technology, increased laboratory/simulation space, and clinical partnerships to enhance nursing programs offered by institutions

**7b. Provide an efficiency measure.**

N/A

**7c. Provide the number of clients/individuals served, if applicable.**



**7d. Provide a customer satisfaction measure, if available.**

N/A

**DECISION ITEM SUMMARY**

Budget Unit	FY 2013	FY 2013	FY 2014	FY 2014	FY 2015	FY 2015	FY 2015	FY 2015
Decision Item	ACTUAL	ACTUAL	BUDGET	BUDGET	DEPT REQ	DEPT REQ	GOV REC	GOV REC
Budget Object Summary	DOLLAR	FTE	DOLLAR	FTE	DOLLAR	FTE	DOLLAR	FTE
Fund	DOLLAR	FTE	DOLLAR	FTE	DOLLAR	FTE	DOLLAR	FTE
<b>DOCTORATE PHARMACY PROGRAM</b>								
<b>CORE</b>								
PROGRAM-SPECIFIC								
GENERAL REVENUE	1,940,000	0.00	2,000,000	0.00	2,000,000	0.00	2,000,000	0.00
TOTAL - PD	1,940,000	0.00	2,000,000	0.00	2,000,000	0.00	2,000,000	0.00
<b>TOTAL</b>	<b>1,940,000</b>	<b>0.00</b>	<b>2,000,000</b>	<b>0.00</b>	<b>2,000,000</b>	<b>0.00</b>	<b>2,000,000</b>	<b>0.00</b>
<b>GRAND TOTAL</b>	<b>\$1,940,000</b>	<b>0.00</b>	<b>\$2,000,000</b>	<b>0.00</b>	<b>\$2,000,000</b>	<b>0.00</b>	<b>\$2,000,000</b>	<b>0.00</b>

**CORE DECISION ITEM**

**Department of Higher Education**

**Budget Unit** 57683C

**Division of Four-year Colleges and Universities**

**Core - University of Missouri - UMKC/MSU Doctor of Pharmacy Program**

**1. CORE FINANCIAL SUMMARY**

	FY 2015 Budget Request			
	GR	Federal	Other	Total
PS	0	0	0	0
EE	0	0	0	0
PSD	2,000,000	0	0	2,000,000
<b>Total</b>	<b>2,000,000</b>	<b>0</b>	<b>0</b>	<b>2,000,000</b>
FTE	0.00	0.00	0.00	0.00

	FY 2015 Governor's Recommendation			
	GR	Federal	Other	Total
PS	0	0	0	0
EE	0	0	0	0
PSD	2,000,000	0	0	2,000,000
<b>Total</b>	<b>2,000,000</b>	<b>0</b>	<b>0</b>	<b>2,000,000</b>
FTE	0.00	0.00	0.00	0.00

<b>Est. Fringe</b>	0	0	0	0
--------------------	---	---	---	---

*Note: Fringes budgeted in House Bill 5 except for certain fringes budgeted directly to MoDOT, Highway Patrol, and Conservation.*

<b>Est. Fringe</b>	0	0	0	0
--------------------	---	---	---	---

*Note: Fringes budgeted in House Bill 5 except for certain fringes budgeted directly to MoDOT, Highway Patrol, and Conservation.*

Other Funds:

Other Funds:

**2. CORE DESCRIPTION**

This request is for continuation of the core funding for a satellite Doctor of Pharmacy program developed by the University of Missouri - Kansas City (UMKC) at Missouri State University (MSU). This will allow students to be admitted to the joint program to increase the number of licensed pharmacists. The sustaining appropriation supports the additional personnel and distance education costs for the program. The staffing and distance education costs will be a part of UMKC's budget. The pharmacy students on the MSU campus are registered at UMKC, are considered and treated as UMKC students, but have the opportunity for ancillary services at MSU such as parking, library facilities, and other student activities.

**3. PROGRAM LISTING (list programs included in this core funding)**

UMKC/MSU Doctor of Pharmacy Program

**CORE DECISION ITEM**

**Department of Higher Education**

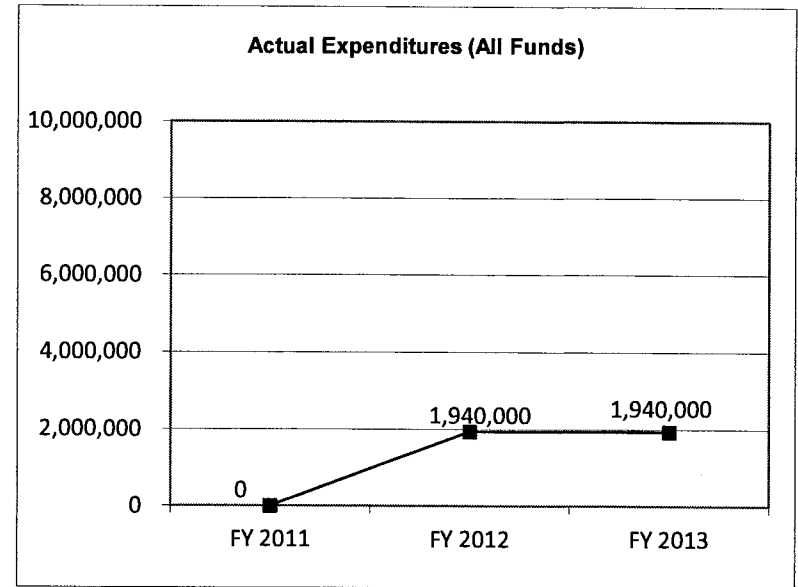
**Budget Unit** 57683C

**Division of Four-year Colleges and Universities**

**Core - University of Missouri - UMKC/MSU Doctor of Pharmacy Program**

**4. FINANCIAL HISTORY**

	<u>FY 2011</u> <u>Actual</u>	<u>FY 2012</u> <u>Actual</u>	<u>FY 2013</u> <u>Actual</u>	<u>FY 2014</u> <u>Current Yr.</u>
Appropriation (All Funds)	0	2,000,000	2,000,000	2,000,000
Less Reverted (All Funds)	0	(60,000)	(60,000)	N/A
Budget Authority (All Funds)	0	1,940,000	1,940,000	N/A
Actual Expenditures (All Funds)	0	1,940,000	1,940,000	N/A
Unexpended (All Funds)	0	0	0	N/A
<b>Unexpended, by Fund:</b>				
General Revenue	0	0	0	N/A
Federal	0	0	0	N/A
Other	0	0	0	N/A



Reverted includes Governor's standard 3 percent reserve (when applicable) and any extraordinary expenditure restrictions.

**NOTES:**

**CORE RECONCILIATION DETAIL**

**DEPARTMENT OF HIGHER EDUCATION**

**DOCTORATE PHARMACY PROGRAM**

**5. CORE RECONCILIATION DETAIL**

	<b>Budget Class</b>	<b>FTE</b>	<b>GR</b>	<b>Federal</b>	<b>Other</b>	<b>Total</b>	<b>Explanation</b>
<b>TAFP AFTER VETOES</b>							
	PD	0.00	2,000,000	0	0	2,000,000	
	<b>Total</b>	<b>0.00</b>	<b>2,000,000</b>	<b>0</b>	<b>0</b>	<b>2,000,000</b>	
<b>DEPARTMENT CORE REQUEST</b>							
	PD	0.00	2,000,000	0	0	2,000,000	
	<b>Total</b>	<b>0.00</b>	<b>2,000,000</b>	<b>0</b>	<b>0</b>	<b>2,000,000</b>	
<b>GOVERNOR'S RECOMMENDED CORE</b>							
	PD	0.00	2,000,000	0	0	2,000,000	
	<b>Total</b>	<b>0.00</b>	<b>2,000,000</b>	<b>0</b>	<b>0</b>	<b>2,000,000</b>	



**DECISION ITEM DETAIL**

Budget Unit	FY 2013	FY 2013	FY 2014	FY 2014	FY 2015	FY 2015	FY 2015	FY 2015
Decision Item	ACTUAL	ACTUAL	BUDGET	BUDGET	DEPT REQ	DEPT REQ	GOV REC	GOV REC
Budget Object Class	DOLLAR	FTE	DOLLAR	FTE	DOLLAR	FTE	DOLLAR	FTE
<b>DOCTORATE PHARMACY PROGRAM</b>								
<b>CORE</b>								
PROGRAM DISTRIBUTIONS	1,940,000	0.00	2,000,000	0.00	2,000,000	0.00	2,000,000	0.00
TOTAL - PD	1,940,000	0.00	2,000,000	0.00	2,000,000	0.00	2,000,000	0.00
<b>GRAND TOTAL</b>	<b>\$1,940,000</b>	<b>0.00</b>	<b>\$2,000,000</b>	<b>0.00</b>	<b>\$2,000,000</b>	<b>0.00</b>	<b>\$2,000,000</b>	<b>0.00</b>
GENERAL REVENUE	\$1,940,000	0.00	\$2,000,000	0.00	\$2,000,000	0.00	\$2,000,000	0.00
FEDERAL FUNDS	\$0	0.00	\$0	0.00	\$0	0.00	\$0	0.00
OTHER FUNDS	\$0	0.00	\$0	0.00	\$0	0.00	\$0	0.00

**PROGRAM DESCRIPTION**

**Department of Higher Education**

**Program Name: University of Missouri**

**Program is found in the following core budget(s): University of Missouri - UMKC/MSU Doctor of Pharmacy Program**

**1. What does this program do?**

The purpose of this funding is to maintain the UMKC developed satellite Doctor of Pharmacy program at Missouri State University. The sustaining appropriation supports the additional personnel and distance education costs for the program. The staffing and distance education costs will be a part of UMKC's budget. The pharmacy students on the MSU campus are registered at UMKC, are considered and treated as UMKC students, but have the opportunity for ancillary services at MSU such as parking, library facilities, and other student activities.

**2. What is the authorization for this program, i.e., federal or state statute, etc.? (Include the federal program number, if applicable.)**

UMKC Pharmacy is a component of the University of Missouri and falls under these statutes -Section 172.010 - 172.950.

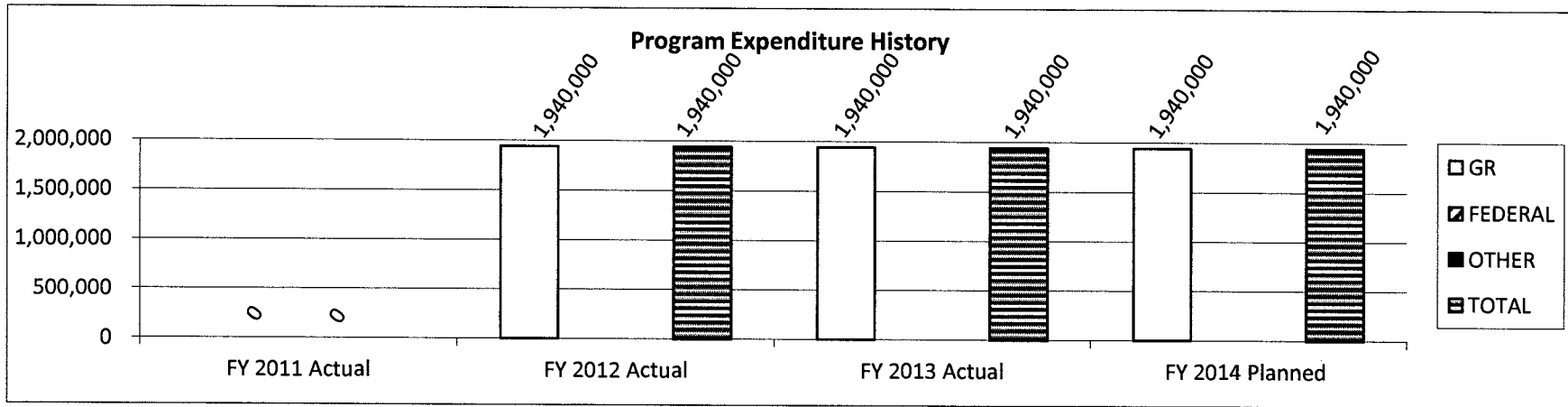
**3. Are there federal matching requirements? If yes, please explain.**

No

**4. Is this a federally mandated program? If yes, please explain.**

No

**5. Provide actual expenditures for the prior three fiscal years and planned expenditures for the current fiscal year.**



**PROGRAM DESCRIPTION**

<b>Department of Higher Education</b> <b>Program Name: University of Missouri</b> <b>Program is found in the following core budget(s): University of Missouri - UMKC/MSU Doctor of Pharmacy Program</b>								
<b>6. What are the sources of the "Other " funds?</b> N/A								
<b>7a. Provide an effectiveness measure.</b>  Additional students admitted to joint program to increase the number of licensed pharmacists:								
	FY2012	FY2013	FY2014	FY2015	FY2016	FY2017	FY2018	FY2019
	<u>Planned</u>	<u>Planned</u>	<u>Planned</u>	<u>Planned</u>	<u>Planned</u>	<u>Planned</u>	<u>Planned</u>	<u>Planned</u>
	0	0	0	30	30	30	30	30
The Accreditation Council for Pharmacy Education (ACPE) requires approximately 2 years for full approval of the expansion prior to student enrollment. When approved by ACPE, UMKC will enroll the first class in the Fall of 2014. This will allow time for space renovation for distance education at MSU.								
<b>7b. Provide an efficiency measure.</b>  Number of student graduates from joint pharmacy program:								
	FY2016	FY2017	FY2018	FY2019	FY2020	FY2021	FY2022	
	<u>Planned</u>	<u>Planned</u>	<u>Planned</u>	<u>Planned</u>	<u>Planned</u>	<u>Planned</u>	<u>Planned</u>	
	0	0	30	30	30	30	30	
<b>7c. Provide the number of clients/individuals served, if applicable.</b> N/A								
<b>7d. Provide a customer satisfaction measure, if available.</b> N/A								

**DECISION ITEM SUMMARY**

<b>Budget Unit</b>								
<b>Decision Item</b>	<b>FY 2013</b>	<b>FY 2013</b>	<b>FY 2014</b>	<b>FY 2014</b>	<b>FY 2015</b>	<b>FY 2015</b>	<b>FY 2015</b>	<b>FY 2015</b>
<b>Budget Object Summary</b>	<b>ACTUAL</b>	<b>ACTUAL</b>	<b>BUDGET</b>	<b>BUDGET</b>	<b>DEPT REQ</b>	<b>DEPT REQ</b>	<b>GOV REC</b>	<b>GOV REC</b>
<b>Fund</b>	<b>DOLLAR</b>	<b>FTE</b>	<b>DOLLAR</b>	<b>FTE</b>	<b>DOLLAR</b>	<b>FTE</b>	<b>DOLLAR</b>	<b>FTE</b>
<b>MSU OCCUPATIONAL THERAPY PROG</b>								
<b>CORE</b>								
<b>PROGRAM-SPECIFIC</b>								
GENERAL REVENUE	0	0.00	1,325,000	0.00	1,325,000	0.00	1,325,000	0.00
TOTAL - PD	0	0.00	1,325,000	0.00	1,325,000	0.00	1,325,000	0.00
<b>TOTAL</b>	<b>0</b>	<b>0.00</b>	<b>1,325,000</b>	<b>0.00</b>	<b>1,325,000</b>	<b>0.00</b>	<b>1,325,000</b>	<b>0.00</b>
<b>GRAND TOTAL</b>	<b>\$0</b>	<b>0.00</b>	<b>\$1,325,000</b>	<b>0.00</b>	<b>\$1,325,000</b>	<b>0.00</b>	<b>\$1,325,000</b>	<b>0.00</b>

**CORE DECISION ITEM**

<b>Department of Higher Education</b>	<b>Budget Unit</b> <u>57552C</u>
<b>Division of Four-year Colleges and Universities</b>	
<b>Core - Missouri State - Occupational Therapy Program</b>	

**1. CORE FINANCIAL SUMMARY**

	FY 2015 Budget Request			
	GR	Federal	Other	Total
PS	0	0	0	0
EE	0	0	0	0
PSD	1,325,000	0	0	1,325,000
TRF	0	0	0	0
<b>Total</b>	<b>1,325,000</b>	<b>0</b>	<b>0</b>	<b>1,325,000</b>
FTE	0.00	0.00	0.00	0.00

<i>Est. Fringe</i>	0	0	0	0
--------------------	---	---	---	---

*Note: Fringes budgeted in House Bill 5 except for certain fringes budgeted directly to MoDOT, Highway Patrol, and Conservation.*

Other Funds:

	FY 2015 Governor's Recommendation			
	GR	Federal	Other	Total
PS	0	0	0	0
EE	0	0	0	0
PSD	1,325,000	0	0	1,325,000
TRF	0	0	0	0
<b>Total</b>	<b>1,325,000</b>	<b>0</b>	<b>0</b>	<b>1,325,000</b>
FTE	0.00	0.00	0.00	0.00

<i>Est. Fringe</i>	0	0	0	0
--------------------	---	---	---	---

*Note: Fringes budgeted in House Bill 5 except for certain fringes budgeted directly to MoDOT, Highway Patrol, and Conservation.*

Other Funds:

**2. CORE DESCRIPTION**

The need of trained therapists is great, and continues to grow. This shortage is not limited just to the Missouri area. Hospitals in southern Missouri have expressed a strong interest in having an OT program that will provide educated professionals for the needs they must meet. MSU will develop and implement a two-year, 76 credit hour entry-level M.S. in Occupational Therapy with a 48 student capacity (24 per cohort). Offering this degree aligns with goals of MSU's prior and current long-range planning that calls for providing health-care education programs, and it fits the state of Missouri's goal to increase the number of degrees granted in critical disciplines of workforce need.

MSU-WP has surveyed health care providers from the region to determine the needs of this area in regard to health professionals. Local providers have expressed a need to increase the programming in the area of allied health to better protect the health and wellness of the communities we serve and be prepared in times of disaster. MSU-WP will enhance existing programs' technology capabilities and increase the number of students in existing programs like nursing and the Allied Health associate degree. MSH-WP plans to expand into health information technology as well as being one of only a few programs to offer certification as a nurse's aide while obtaining an associate degree in allied health.

**CORE DECISION ITEM**

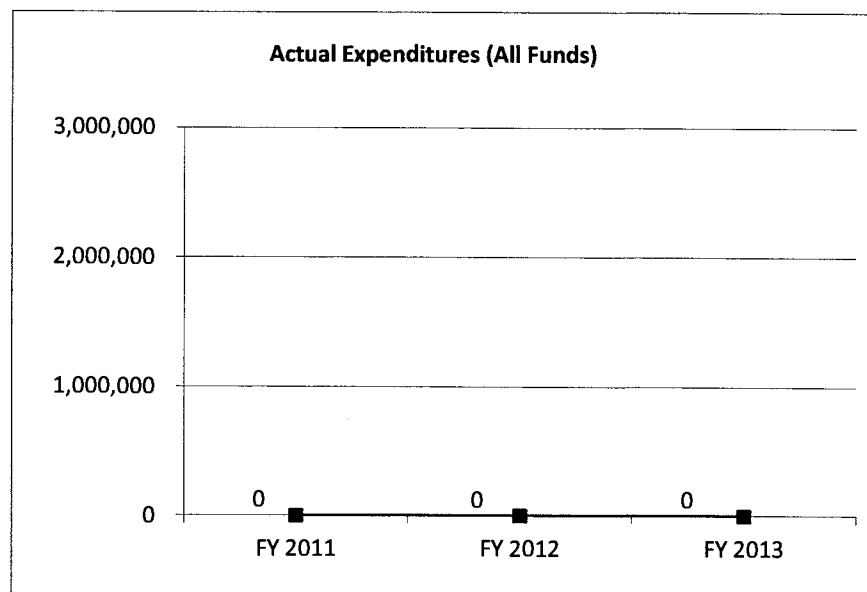
<b>Department of Higher Education</b>	<b>Budget Unit</b> <u>57552C</u>
<b>Division of Four-year Colleges and Universities</b>	
<b>Core - Missouri State - Occupational Therapy Program</b>	

**3. PROGRAM LISTING (list programs included in this core funding)**

Missouri State University - Occupational Therapy Program  
 Missouri State University - West Plains - Expansion of Allied Health Programs

**4. FINANCIAL HISTORY**

	FY 2011 Actual	FY 2012 Actual	FY 2013 Actual	FY 2014 Current Yr.
Appropriation (All Funds)	0	0	0	1,325,000
Less Reverted (All Funds)	0	0	0	N/A
Budget Authority (All Funds)	0	0	0	N/A
Actual Expenditures (All Funds)	0	0	0	N/A
Unexpended (All Funds)	0	0	0	N/A
<b>Unexpended, by Fund:</b>				
General Revenue	0	0	0	N/A
Federal	0	0	0	N/A
Other	0	0	0	N/A



Reverted includes Governor's standard 3 percent reserve (when applicable) and any extraordinary expenditure restrictions.

**NOTES:**

**CORE RECONCILIATION DETAIL**

**DEPARTMENT OF HIGHER EDUCATION**

**MSU OCCUPATIONAL THERAPY PROG**

**5. CORE RECONCILIATION DETAIL**

	<b>Budget Class</b>	<b>FTE</b>	<b>GR</b>	<b>Federal</b>	<b>Other</b>	<b>Total</b>	<b>Explanation</b>
<b>TAFP AFTER VETOES</b>							
	PD	0.00	1,325,000	0	0	1,325,000	
	<b>Total</b>	<b>0.00</b>	<b>1,325,000</b>	<b>0</b>	<b>0</b>	<b>1,325,000</b>	
<b>DEPARTMENT CORE REQUEST</b>							
	PD	0.00	1,325,000	0	0	1,325,000	
	<b>Total</b>	<b>0.00</b>	<b>1,325,000</b>	<b>0</b>	<b>0</b>	<b>1,325,000</b>	
<b>GOVERNOR'S RECOMMENDED CORE</b>							
	PD	0.00	1,325,000	0	0	1,325,000	
	<b>Total</b>	<b>0.00</b>	<b>1,325,000</b>	<b>0</b>	<b>0</b>	<b>1,325,000</b>	

**DECISION ITEM DETAIL**

Budget Unit	FY 2013	FY 2013	FY 2014	FY 2014	FY 2015	FY 2015	FY 2015	FY 2015
Decision Item	ACTUAL	ACTUAL	BUDGET	BUDGET	DEPT REQ	DEPT REQ	GOV REC	GOV REC
Budget Object Class	DOLLAR	FTE	DOLLAR	FTE	DOLLAR	FTE	DOLLAR	FTE
<b>MSU OCCUPATIONAL THERAPY PROG</b>								
<b>CORE</b>								
PROGRAM DISTRIBUTIONS	0	0.00	1,325,000	0.00	1,325,000	0.00	1,325,000	0.00
TOTAL - PD	0	0.00	1,325,000	0.00	1,325,000	0.00	1,325,000	0.00
<b>GRAND TOTAL</b>	<b>\$0</b>	<b>0.00</b>	<b>\$1,325,000</b>	<b>0.00</b>	<b>\$1,325,000</b>	<b>0.00</b>	<b>\$1,325,000</b>	<b>0.00</b>
GENERAL REVENUE	\$0	0.00	\$1,325,000	0.00	\$1,325,000	0.00	\$1,325,000	0.00
FEDERAL FUNDS	\$0	0.00	\$0	0.00	\$0	0.00	\$0	0.00
OTHER FUNDS	\$0	0.00	\$0	0.00	\$0	0.00	\$0	0.00



## PROGRAM DESCRIPTION

Department of Higher Education

Program Name: Division of Four-year Colleges and Universities

Program is found in the following core budget(s): Missouri State - Occupational Therapy Program

### 1. What does this program do?

MSU will develop and implement a two-year, 76 credit hour entry-level M.S. in Occupational Therapy with a 48 student capacity (24 per cohort). Each student in the program will participate in at least one field experience in a rural health setting. MSU will seek accreditation through the Accreditation Council for Occupational Therapy Education (ACOTE®) in order for graduates to be eligible for the National Board for Certification in Occupational Therapy (NBCOT) Occupational Therapist Registered (OTR®) examination and for state licensure. Program graduates will help meet the need for occupational therapists in Missouri with a focus on rural health. This request is for recurring funding to support the program and additional start-up funding to cover initial start-up costs.

MSU-WP will increase the nursing program by an average of 15 students per year, initiate programs in health information technology, and initiate a certified nursing assistant program that also grants an associate of applied science in allied health. MSU-WP will enhance existing programs by upgrading the needed technology to train medical professionals in this modern climate of electronic health records and telehealth.

### 2. What is the authorization for this program, i.e., federal or state statute, etc.? (Include the federal program number, if applicable.)

CBHE has approved the M.S. in Occupational Therapy program.

### 3. Are there federal matching requirements? If yes, please explain.

No

### 4. Is this a federally mandated program? If yes, please explain.

No


**PROGRAM DESCRIPTION**

**Department of Higher Education**

**Program Name: Division of Four-year Colleges and Universities**

**Program is found in the following core budget(s): Missouri State - Occupational Therapy Program**

**5. Provide actual expenditures for the prior three fiscal years and planned expenditures for the current fiscal year.**



**6. What are the sources of the "Other" funds?**

N/A

**7a. Provide an effectiveness measure.**

- Accreditation of the Master of Science in Occupational Therapy by the Accreditation Council for Occupational Therapy Education (ACOTE®).
- Graduates' pass rates on the National Board for Certification in Occupational Therapy (NBCOT) Occupational Therapist Registered (OTR®) will exceed the national average.
- Graduation rates that are comparable with other health professional programs offered by Missouri State University.
- Rates of employment within 6 months of graduation comparable with other health professional programs offered by Missouri State University.
- At least 50% of the graduates will work in rural and underserved areas.

**7b. Provide an efficiency measure.**

Outcome measures will be collected and reviewed annually, and used for program quality

## PROGRAM DESCRIPTION

**Department of Higher Education**

**Program Name: Division of Four-year Colleges and Universities**

**Program is found in the following core budget(s): Missouri State - Occupational Therapy Program**

**7c. Provide the number of clients/individuals served, if applicable.**

Representatives from area hospitals in southwest Missouri report a strong interest in the development of an occupational therapy educational program at Missouri State University to help address the shortage of therapists. Senior Vice President of Strategic Initiatives and Communications of the Missouri Hospital Association (MHA), Mary C. Becker, provided a letter of support that stated, "The need for skilled therapists is great, especially in rural area of Missouri. It has taken many of our hospitals two to three years to fill open occupational therapy positions." The Missouri Economic Research and Information Center (MERIC) projected a need for 787 occupational therapists between 2008 and 2018.[1] The shortage of therapists is not limited to the state of Missouri. According to the United States Department of Labor, Bureau of Labor Statistics, employment opportunities in the field are expected to increase at a rate "much faster than average" with a projected increase of 33% between the years 2010 and 2020.[2]

[1] Missouri Economic Research and Information Center (MERIC). (2008). Missouri's Hot Jobs. Retrieved March, 2012, from [http://dese.mo.gov/divcareered/documents/MCE\\_Missouri\\_Hot\\_Jobs\\_2008-2018.pdf](http://dese.mo.gov/divcareered/documents/MCE_Missouri_Hot_Jobs_2008-2018.pdf)

[2] American Occupational Therapy Association (AOTA). (n.d.). About Occupational Therapy. <http://www.aota.org/Consumers.aspx>

**7d. Provide a customer satisfaction measure, if available.**

- Employer satisfaction surveys will indicate high or very high satisfaction with program graduates.

**DECISION ITEM SUMMARY**

<b>Budget Unit</b>								
<b>Decision Item</b>	<b>FY 2013</b>	<b>FY 2013</b>	<b>FY 2014</b>	<b>FY 2014</b>	<b>FY 2015</b>	<b>FY 2015</b>	<b>FY 2015</b>	<b>FY 2015</b>
<b>Budget Object Summary</b>	<b>ACTUAL</b>	<b>ACTUAL</b>	<b>BUDGET</b>	<b>BUDGET</b>	<b>DEPT REQ</b>	<b>DEPT REQ</b>	<b>GOV REC</b>	<b>GOV REC</b>
<b>Fund</b>	<b>DOLLAR</b>	<b>FTE</b>	<b>DOLLAR</b>	<b>FTE</b>	<b>DOLLAR</b>	<b>FTE</b>	<b>DOLLAR</b>	<b>FTE</b>
<b>UM-COLUMBIA COOP MED SCHL EXP</b>								
<b>CORE</b>								
<b>PROGRAM-SPECIFIC</b>								
GENERAL REVENUE	0	0.00	10,000,000	0.00	10,000,000	0.00	10,000,000	0.00
TOTAL - PD	0	0.00	10,000,000	0.00	10,000,000	0.00	10,000,000	0.00
<b>TOTAL</b>	<b>0</b>	<b>0.00</b>	<b>10,000,000</b>	<b>0.00</b>	<b>10,000,000</b>	<b>0.00</b>	<b>10,000,000</b>	<b>0.00</b>
<b>GRAND TOTAL</b>	<b>\$0</b>	<b>0.00</b>	<b>\$10,000,000</b>	<b>0.00</b>	<b>\$10,000,000</b>	<b>0.00</b>	<b>\$10,000,000</b>	<b>0.00</b>

**CORE DECISION ITEM**

**Department of Higher Education** **Budget Unit** 57682C  
**Division of Four-year Colleges and Universities**  
**Core - University of Missouri - MU Medical School Partnerships**

**1. CORE FINANCIAL SUMMARY**

	FY 2015 Budget Request			
	GR	Federal	Other	Total
PS	0	0	0	0
EE	0	0	0	0
PSD	10,000,000	0	0	10,000,000
<b>Total</b>	<b>10,000,000</b>	<b>0</b>	<b>0</b>	<b>10,000,000</b>
FTE	0.00	0.00	0.00	0.00

<b>Est. Fringe</b>	0	0	0	0
--------------------	---	---	---	---

*Note: Fringes budgeted in House Bill 5 except for certain fringes budgeted directly to MoDOT, Highway Patrol, and Conservation.*

Other Funds:

	FY 2015 Governor's Recommendation			
	GR	Federal	Other	Total
PS	0	0	0	0
EE	0	0	0	0
PSD	10,000,000	0	0	10,000,000
<b>Total</b>	<b>10,000,000</b>	<b>0</b>	<b>0</b>	<b>10,000,000</b>
FTE	0.00	0.00	0.00	0.00

<b>Est. Fringe</b>	0	0	0	0
--------------------	---	---	---	---

*Note: Fringes budgeted in House Bill 5 except for certain fringes budgeted directly to MoDOT, Highway Patrol, and Conservation.*

Other Funds:

**2. CORE DESCRIPTION**

This request is for continuation of the core funding for a medical school clinical campus in Springfield, Missouri. In response to the shortage of physicians in Missouri, the University of Missouri- Columbia (MU) School of Medicine in Columbia will partner with CoxHealth and Mercy Health Systems in Springfield, Missouri to increase clinical opportunities and allow for increased medical school enrollment at MU. The clinical campus in Springfield and expanded educational facilities in Columbia will allow MU to accept 128 total medical students annually, with 30-35 students from each class completing the second two years of their medical education in Springfield. Once the infrastructure is solidified, the sustaining appropriation supports the additional personnel and distance education costs for the program. The staffing and distance education costs will be part of MU's budget.

**3. PROGRAM LISTING (list programs included in this core funding)**

MU Medical School

**CORE DECISION ITEM**

**Department of Higher Education**

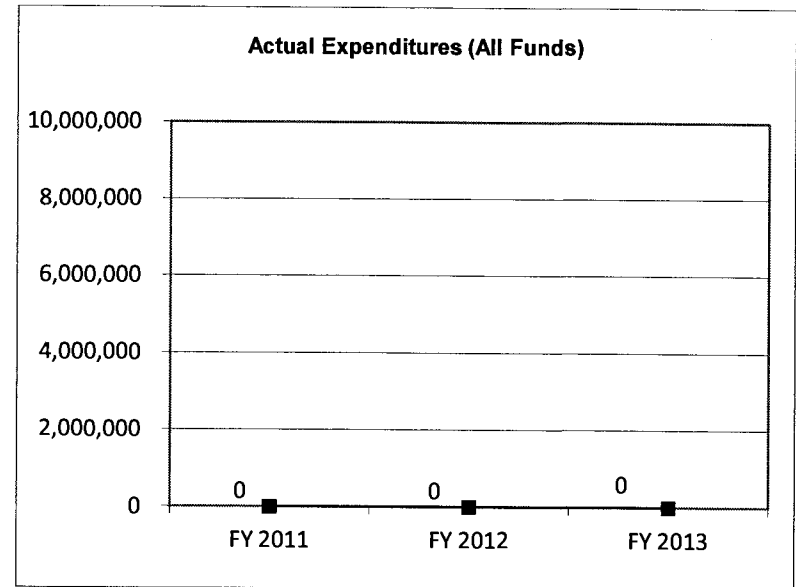
**Budget Unit** 57682C

**Division of Four-year Colleges and Universities**

**Core - University of Missouri - MU Medical School Partnerships**

**4. FINANCIAL HISTORY**

	<u>FY 2011</u> Actual	<u>FY 2012</u> Actual	<u>FY 2013</u> Actual	<u>FY 2014</u> Current Yr.
Appropriation (All Funds)	0	0	0	10,000,000
Less Reverted (All Funds)	0	0	0	N/A
Budget Authority (All Funds)	0	0	0	N/A
Actual Expenditures (All Funds)	0	0	0	N/A
Unexpended (All Funds)	0	0	0	N/A
<b>Unexpended, by Fund:</b>				
General Revenue	0	0	0	N/A
Federal	0	0	0	N/A
Other	0	0	0	N/A



Reverted includes Governor's standard 3 percent reserve (when applicable) and any extraordinary expenditure restrictions.

**NOTES:**

**CORE RECONCILIATION DETAIL**

**DEPARTMENT OF HIGHER EDUCATION**

**UM-COLUMBIA COOP MED SCHL EXP**

**5. CORE RECONCILIATION DETAIL**

	<b>Budget Class</b>	<b>FTE</b>	<b>GR</b>	<b>Federal</b>	<b>Other</b>	<b>Total</b>	<b>Explanation</b>
<b>TAFP AFTER VETOES</b>							
	PD	0.00	10,000,000	0	0	10,000,000	
	<b>Total</b>	<b>0.00</b>	<b>10,000,000</b>	<b>0</b>	<b>0</b>	<b>10,000,000</b>	
<b>DEPARTMENT CORE REQUEST</b>							
	PD	0.00	10,000,000	0	0	10,000,000	
	<b>Total</b>	<b>0.00</b>	<b>10,000,000</b>	<b>0</b>	<b>0</b>	<b>10,000,000</b>	
<b>GOVERNOR'S RECOMMENDED CORE</b>							
	PD	0.00	10,000,000	0	0	10,000,000	
	<b>Total</b>	<b>0.00</b>	<b>10,000,000</b>	<b>0</b>	<b>0</b>	<b>10,000,000</b>	

**DECISION ITEM DETAIL**

Budget Unit	FY 2013	FY 2013	FY 2014	FY 2014	FY 2015	FY 2015	FY 2015	FY 2015
Decision Item	ACTUAL	ACTUAL	BUDGET	BUDGET	DEPT REQ	DEPT REQ	GOV REC	GOV REC
Budget Object Class	DOLLAR	FTE	DOLLAR	FTE	DOLLAR	FTE	DOLLAR	FTE
<b>UM-COLUMBIA COOP MED SCHL EXP</b>								
<b>CORE</b>								
PROGRAM DISTRIBUTIONS	0	0.00	10,000,000	0.00	10,000,000	0.00	10,000,000	0.00
TOTAL - PD	0	0.00	10,000,000	0.00	10,000,000	0.00	10,000,000	0.00
<b>GRAND TOTAL</b>	<b>\$0</b>	<b>0.00</b>	<b>\$10,000,000</b>	<b>0.00</b>	<b>\$10,000,000</b>	<b>0.00</b>	<b>\$10,000,000</b>	<b>0.00</b>
GENERAL REVENUE	\$0	0.00	\$10,000,000	0.00	\$10,000,000	0.00	\$10,000,000	0.00
FEDERAL FUNDS	\$0	0.00	\$0	0.00	\$0	0.00	\$0	0.00
OTHER FUNDS	\$0	0.00	\$0	0.00	\$0	0.00	\$0	0.00



## PROGRAM DESCRIPTION

Department of Higher Education

Program Name: University of Missouri

Program is found in the following core budget(s): University of Missouri - MU Medical School Partnerships

**1. What does this program do?**

In response to the shortage of physicians in Missouri, the University of Missouri School of Medicine in Columbia and CoxHealth and Mercy Health Systems in Springfield will increase medical school enrollment at MU by creating a clinical campus in Springfield, Missouri. At the University of Missouri School of Medicine in Columbia and most other medical schools, students complete four years of education to receive a medical degree and become a physician. Students primarily spend the first two years learning foundational aspects of medicine in educational facilities — such as classrooms, labs, libraries and auditoriums — from a variety of biomedical scientists and physician educators. Students spend much of the final two years of medical school in patient-care facilities such as hospitals and clinics. This clinical component of medical student education involves directly interacting with patients under the supervision of physicians practicing in a variety of specialties, such as family and community medicine, internal medicine, pediatrics, surgery, neurology, psychiatry, obstetrics and gynecology.

Each of the past two years, MU received more than 1,500 applicants to medical school, but it only has the capacity to accept 96 new medical students annually. The clinical campus in Springfield and expanded educational facilities in Columbia will allow MU to accept 128 medical students annually, with 30-35 students from each class completing the second two years of their medical education in Springfield. The first expanded medical school class will be admitted 24 months after all funding is secured.

**2. What is the authorization for this program, i.e., federal or state statute, etc.? (Include the federal program number, if applicable.)**

MU Medical School is a component of the University of Missouri and falls under these statutes -Section 172.010 - 172.950.

**3. Are there federal matching requirements? If yes, please explain.**

No

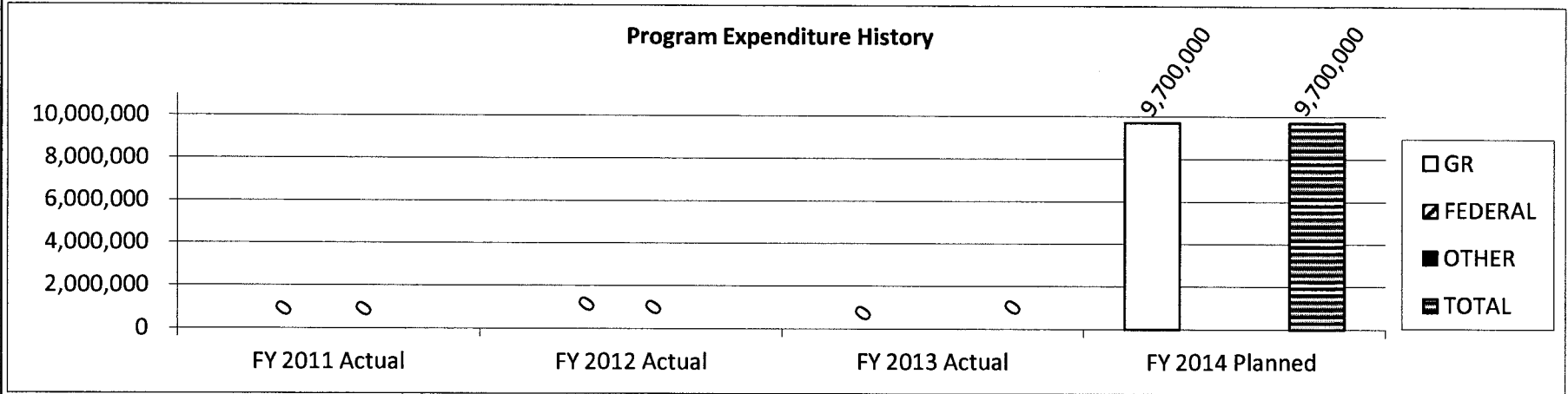
**4. Is this a federally mandated program? If yes, please explain.**

No

**PROGRAM DESCRIPTION**

Department of Higher Education  
 Program Name: University of Missouri  
 Program is found in the following core budget(s): University of Missouri - MU Medical School Partnerships

5. Provide actual expenditures for the prior three fiscal years and planned expenditures for the current fiscal year.



6. What are the sources of the "Other " funds?

N/A

7a. Provide an effectiveness measure.

Additional students admitted to MU Medical School to increase the number of physicians:

FY2013 Planned	FY2014 Planned	FY2015 Planned	FY2016 Planned	FY2017 Planned	FY2018 Planned	FY2019 Planned
0	0	8	8	32	32	32

The first expanded medical school class will be admitted 24 months after all funding is secured.

**PROGRAM DESCRIPTION**

<b>Department of Higher Education</b>							
<b>Program Name: University of Missouri</b>							
<b>Program is found in the following core budget(s): University of Missouri - MU Medical School Partnerships</b>							
<b>7b. Provide an efficiency measure.</b>							
Number of student graduates from expanded medical school program:							
	FY2016 Planned	FY2017 Planned	FY2018 Planned	FY2019 Planned	FY2020 Planned	FY2021 Planned	FY2022 Planned
Additional graduates from expansion	0	0	8	8	32	32	32
Total graduates	96	96	104	104	128	128	128
<b>7c. Provide the number of clients/individuals served, if applicable.</b>							
N/A							
<b>7d. Provide a customer satisfaction measure, if available.</b>							
N/A							

**DECISION ITEM SUMMARY**

Budget Unit									
Decision Item	FY 2013	FY 2013	FY 2014	FY 2014	FY 2015	FY 2015	FY 2015	FY 2015	FY 2015
Budget Object Summary	ACTUAL	ACTUAL	BUDGET	BUDGET	DEPT REQ	DEPT REQ	GOV REC	GOV REC	GOV REC
Fund	DOLLAR	FTE	DOLLAR	FTE	DOLLAR	FTE	DOLLAR	FTE	FTE
<b>CARING FOR MISSOURIANS</b>									
Caring for Missourians - 1555012									
PROGRAM-SPECIFIC									
GENERAL REVENUE	0	0.00	0	0.00	0	0.00	19,792,111	0.00	0.00
TOTAL - PD	0	0.00	0	0.00	0	0.00	19,792,111	0.00	0.00
TOTAL	0	0.00	0	0.00	0	0.00	19,792,111	0.00	0.00
<b>GRAND TOTAL</b>	<b>\$0</b>	<b>0.00</b>	<b>\$0</b>	<b>0.00</b>	<b>\$0</b>	<b>0.00</b>	<b>\$19,792,111</b>	<b>0.00</b>	<b>0.00</b>

**NEW DECISION ITEM**

RANK: \_\_\_\_\_ OF 17

<b>Department of Higher Education</b>	<b>Budget Unit</b> <u>55734C</u>
<b>Higher Education Initiatives</b>	
<b>Caring for Missourians - Mental Health Initiative</b>	<b>DI#</b> <u>1555012</u>

**1. AMOUNT OF REQUEST**

	FY 2015 Budget Request					FY 2015 Governor's Recommendation			
	GR	Federal	Other	Total		GR	Federal	Other	Total
PS	0	0	0	0	PS	0	0	0	0
EE	0	0	0	0	EE	0	0	0	0
PSD	0	0	0	0	PSD	19,792,111	0	0	19,792,111
TRF	0	0	0	0	TRF	0	0	0	0
<b>Total</b>	<b>0</b>	<b>0</b>	<b>0</b>	<b>0</b>	<b>Total</b>	<b>19,792,111</b>	<b>0</b>	<b>0</b>	<b>19,792,111</b>
FTE	0.00	0.00	0.00	0.00	FTE	0.00	0.00	0.00	0.00
<b>Est. Fringe</b>	<b>0</b>	<b>0</b>	<b>0</b>	<b>0</b>	<b>Est. Fringe</b>	<b>0</b>	<b>0</b>	<b>0</b>	<b>0</b>

*Note: Fringes budgeted in House Bill 5 except for certain fringes budgeted directly to MoDOT, Highway Patrol, and Conservation.*

*Note: Fringes budgeted in House Bill 5 except for certain fringes budgeted directly to MoDOT, Highway Patrol, and Conservation.*

Other Funds:

Other Funds:

**2. THIS REQUEST CAN BE CATEGORIZED AS:**

<input type="checkbox"/> New Legislation	<input checked="" type="checkbox"/> New Program	<input type="checkbox"/> Fund Switch
<input type="checkbox"/> Federal Mandate	<input type="checkbox"/> Program Expansion	<input type="checkbox"/> Cost to Continue
<input type="checkbox"/> GR Pick-Up	<input type="checkbox"/> Space Request	<input type="checkbox"/> Equipment Replacement
<input type="checkbox"/> Pay Plan	<input type="checkbox"/> Other: _____	

**NEW DECISION ITEM**

RANK: \_\_\_\_\_ OF 17

<b>Department of Higher Education</b>	<b>Budget Unit</b>	<u>55734C</u>
<b>Higher Education Initiatives</b>		
<b>Caring for Missourians - Mental Health Initiative</b>	<b>DI#</b>	<u>1555012</u>

**3. WHY IS THIS FUNDING NEEDED? PROVIDE AN EXPLANATION FOR ITEMS CHECKED IN #2. INCLUDE THE FEDERAL OR STATE STATUTORY OR CONSTITUTIONAL AUTHORIZATION FOR THIS PROGRAM.**

The funding recommended by the Governor for this initiative is for grants for Missouri's public colleges and universities to educate approximately 1200 additional students for careers in high-demand mental health care fields. This would help to address a critical shortage of mental health professionals to provide treatment and support to Missourians with developmental disabilities, mental illness or substance abuse disorders. This strategic investment will help Missourians with mental and developmental challenges to live up to their potential and also create more high-paying jobs in our communities. The collective expertise of Missouri's public colleges and universities together with the Missouri Department of Mental Health and the use of existing programs and existing infrastructures to keep costs down will help to address the shortage of trained mental health professionals in Missouri.

**4. DESCRIBE THE DETAILED ASSUMPTIONS USED TO DERIVE THE SPECIFIC REQUESTED AMOUNT. (How did you determine that the requested number of FTE were appropriate? From what source or standard did you derive the requested levels of funding? Were alternatives such as outsourcing or automation considered? If based on new legislation, does request tie to TAFP fiscal note? If not, explain why. Detail which portions of the request are one-times and how those amounts were calculated.)**

The Governor recommended \$19,792,111 to support the Caring for Missourians Mental Health Initiative.

	<b>Caring for</b>	
	<b>Missourians</b>	<b>Graduates*</b>
Crowder College	216,076	255
East Central College	74,453	13
Jefferson College	301,410	0
Metropolitan Community College	439,892	0
Mineral Area College	195,803	100
Moberly Area Community College	167,283	90
North Central Missouri College	114,071	0
Ozarks Technical Community College	579,228	0
St. Charles Community College	155,000	60
St. Louis Community College	349,900	160
State Fair Community College	91,585	72
Three Rivers Community College	308,965	65
<b>Community College Subtotal</b>	<b>2,993,666</b>	<b>815</b>

**NEW DECISION ITEM**

RANK: \_\_\_\_\_ OF 17

<b>Department of Higher Education</b>	<b>Budget Unit</b>	<u>55734C</u>
<b>Higher Education Initiatives</b>		
<b>Caring for Missourians - Mental Health Initiative</b>	<b>DI#</b>	<u>1555012</u>

University of Central Missouri	610,940	41
Southeast Missouri State University	1,347,596	66
Missouri State University	1,667,930	54
Lincoln University	172,960	16
Truman State University	520,524	23
Northwest Missouri State University	216,200	20
University of Missouri - St. Louis	1,676,307	46
University of Missouri - Columbia	6,429,588	91
University of Missouri - Kansas City	4,156,400	50
<b>Four-year Institution Subtotal</b>	<b>16,798,445</b>	<b>407</b>
<b>Total Funding</b>	<b>19,792,111</b>	<b>1,222</b>

\*Number of graduates excludes interns, clerks, and fellows

**Caring for Missourians - Mental Health Fields**

- Applied Behavior Analyst
  - Bachelors - Applied Behavior Analyst
  - Masters - Applied Behavior Analyst
- Clinical and Counseling Psychology
  - Clinical Post-Doctoral Fellowship
  - Rehab/Neuro Post-Doctoral Fellowship
  - Doctoral Internship
  - Doctoral Clerkship
- Communication Disorders
  - Master of Science Speech Language Pathology
  - Masters Communication Disorders

**NEW DECISION ITEM**

**RANK:** \_\_\_\_\_ **OF** 17

<b>Department of Higher Education</b>	<b>Budget Unit</b>	<u>55734C</u>
<b>Higher Education Initiatives</b>		
<b>Caring for Missourians - Mental Health Initiative</b>	<b>DI#</b>	<u>1555012</u>
<b>Nursing</b> Registered Nurse to Bachelor of Science in Nursing (RN-BSN) Bachelor of Science in Nursing (BSN) Doctor of Nursing Practice (DNP) Masters Advanced Practitioner Nurse (APN)		
<b>Occupational Therapy</b> Master of Occupational Therapy Associate of Applied Science in Occupational Therapy Assistant		
<b>Physical Therapy</b> Doctorate of Physical Therapy (DPT)		
<b>Psychiatry</b> MD Residents Child Psychiatry Residents		
<b>Certificate Programs</b> Autism Spectrum Certificate Mental Health Technician Certificate Behavioral Health Technician Certificate Substance Abuse Treatment Technician Certificate		



NEW DECISION ITEM

RANK: \_\_\_\_\_ OF 17

Department of Higher Education	Budget Unit	55734C
Higher Education Initiatives		
Caring for Missourians - Mental Health Initiative	DI#	1555012

5. BREAK DOWN THE REQUEST BY BUDGET OBJECT CLASS, JOB CLASS, AND FUND SOURCE. IDENTIFY ONE-TIME COSTS.

Budget Object Class/Job Class	Dept Req		Dept Req		Dept Req		Dept Req		Dept Req	
	GR DOLLARS	GR FTE	FED DOLLARS	FED FTE	OTHER DOLLARS	OTHER FTE	TOTAL DOLLARS	TOTAL FTE	One-Time DOLLARS	
							0	0.0		
<b>Total PS</b>	<u>0</u>	<u>0.0</u>	<u>0</u>	<u>0.0</u>	<u>0</u>	<u>0.0</u>	<u>0</u>	<u>0.0</u>	<u>0</u>	<u>0</u>
<b>Total EE</b>	<u>0</u>		<u>0</u>		<u>0</u>		<u>0</u>	<u>0.0</u>		<u>0</u>
Program Distributions										
<b>Total PSD</b>	<u>0</u>		<u>0</u>		<u>0</u>		<u>0</u>	<u>0.0</u>		<u>0</u>
Transfers										
<b>Total TRF</b>	<u>0</u>		<u>0</u>		<u>0</u>		<u>0</u>	<u>0.0</u>		<u>0</u>
<b>Grand Total</b>	<u>0</u>	<u>0.0</u>	<u>0</u>	<u>0.0</u>	<u>0</u>	<u>0.0</u>	<u>0</u>	<u>0.0</u>	<u>0</u>	<u>0</u>

NEW DECISION ITEM

RANK: \_\_\_\_\_ OF 17

Department of Higher Education		Budget Unit <u>55734C</u>										
Higher Education Initiatives												
Caring for Missourians - Mental Health Initiative		DI# <u>1555012</u>										
Budget Object Class/Job Class	Gov Rec DOLLARS	GR GR	Gov Rec FTE	Gov Rec FED DOLLARS	Gov Rec FED FTE	Gov Rec OTHER DOLLARS	Gov Rec OTHER FTE	Gov Rec TOTAL DOLLARS	Gov Rec TOTAL FTE	Gov Rec One-Time DOLLARS		
								0	0.0			
<b>Total PS</b>	<u>0</u>		<u>0.0</u>	<u>0</u>	<u>0.0</u>	<u>0</u>	<u>0.0</u>	<u>0</u>	<u>0.0</u>	<u>0</u>	<u>0</u>	<u>0</u>
<b>Total EE</b>	<u>0</u>			<u>0</u>		<u>0</u>		<u>0</u>	<u>0</u>			<u>0</u>
Program Distributions	<u>19,792,111</u>							<u>19,792,111</u>				
<b>Total PSD</b>	<u>19,792,111</u>			<u>0</u>		<u>0</u>		<u>19,792,111</u>				<u>0</u>
Transfers												
<b>Total TRF</b>	<u>0</u>			<u>0</u>		<u>0</u>		<u>0</u>				<u>0</u>
<b>Grand Total</b>	<u>19,792,111</u>		<u>0.0</u>	<u>0</u>	<u>0.0</u>	<u>0</u>	<u>0.0</u>	<u>19,792,111</u>	<u>0.0</u>			<u>0</u>

NEW DECISION ITEM

RANK: \_\_\_\_\_ OF 17

Department of Higher Education	Budget Unit	55734C
Higher Education Initiatives		
Caring for Missourians - Mental Health Initiative	DI#	1555012

**6. PERFORMANCE MEASURES (If new decision item has an associated core, separately identify projected performance with & without additional funding.)**

- 6a. Provide an effectiveness measure.  
Not available at this time.
- 6b. Provide an efficiency measure.  
Not available at this time.
- 6c. Provide the number of clients/individuals served, if applicable.  
Not available at this time.
- 6d. Provide a customer satisfaction measure, if available.  
Not available at this time.

**7. STRATEGIES TO ACHIEVE THE PERFORMANCE MEASUREMENT TARGETS:**

**DECISION ITEM DETAIL**

Budget Unit	FY 2013	FY 2013	FY 2014	FY 2014	FY 2015	FY 2015	FY 2015	FY 2015
Decision Item	ACTUAL	ACTUAL	BUDGET	BUDGET	DEPT REQ	DEPT REQ	GOV REC	GOV REC
Budget Object Class	DOLLAR	FTE	DOLLAR	FTE	DOLLAR	FTE	DOLLAR	FTE
<b>CARING FOR MISSOURIANS</b>								
Caring for Missourians - 1555012								
PROGRAM DISTRIBUTIONS	0	0.00	0	0.00	0	0.00	19,792,111	0.00
TOTAL - PD	0	0.00	0	0.00	0	0.00	19,792,111	0.00
<b>GRAND TOTAL</b>	<b>\$0</b>	<b>0.00</b>	<b>\$0</b>	<b>0.00</b>	<b>\$0</b>	<b>0.00</b>	<b>\$19,792,111</b>	<b>0.00</b>
GENERAL REVENUE	\$0	0.00	\$0	0.00	\$0	0.00	\$19,792,111	0.00
FEDERAL FUNDS	\$0	0.00	\$0	0.00	\$0	0.00	\$0	0.00
OTHER FUNDS	\$0	0.00	\$0	0.00	\$0	0.00	\$0	0.00

**DECISION ITEM SUMMARY**

Budget Unit									
Decision Item	FY 2013	FY 2013	FY 2014	FY 2014	FY 2015	FY 2015	FY 2015	FY 2015	FY 2015
Budget Object Summary	ACTUAL	ACTUAL	BUDGET	BUDGET	DEPT REQ	DEPT REQ	GOV REC	GOV REC	GOV REC
Fund	DOLLAR	FTE	DOLLAR	FTE	DOLLAR	FTE	DOLLAR	FTE	FTE
<b>STEM FUNDING</b>									
<b>STEM Funding - 1555016</b>									
PROGRAM-SPECIFIC									
GENERAL REVENUE	0	0.00	0	0.00	0	0.00	22,038,034	0.00	0.00
TOTAL - PD	0	0.00	0	0.00	0	0.00	22,038,034	0.00	0.00
TOTAL	0	0.00	0	0.00	0	0.00	22,038,034	0.00	0.00
<b>GRAND TOTAL</b>	<b>\$0</b>	<b>0.00</b>	<b>\$0</b>	<b>0.00</b>	<b>\$0</b>	<b>0.00</b>	<b>\$22,038,034</b>	<b>0.00</b>	<b>0.00</b>

**NEW DECISION ITEM**

RANK: \_\_\_\_\_ OF 17

<b>Department of Higher Education</b>	<b>Budget Unit</b> <u>55736C</u>
<b>Higher Education Initiatives</b>	
<b>STEM Funding</b>	<b>DI#</b> <u>1555016</u>

**1. AMOUNT OF REQUEST**

	FY 2015 Budget Request			
	GR	Federal	Other	Total
PS	0	0	0	0
EE	0	0	0	0
PSD	0	0	0	0
TRF	0	0	0	0
<b>Total</b>	<b>0</b>	<b>0</b>	<b>0</b>	<b>0</b>
FTE	0.00	0.00	0.00	0.00

	FY 2015 Governor's Recommendation			
	GR	Federal	Other	Total
PS	0	0	0	0
EE	0	0	0	0
PSD	22,038,034	0	0	22,038,034
TRF	0	0	0	0
<b>Total</b>	<b>22,038,034</b>	<b>0</b>	<b>0</b>	<b>22,038,034</b>
FTE	0.00	0.00	0.00	0.00

<b>Est. Fringe</b>	0	0	0	0
--------------------	---	---	---	---

*Note: Fringes budgeted in House Bill 5 except for certain fringes budgeted directly to MoDOT, Highway Patrol, and Conservation.*

<b>Est. Fringe</b>	0	0	0	0
--------------------	---	---	---	---

*Note: Fringes budgeted in House Bill 5 except for certain fringes budgeted directly to MoDOT, Highway Patrol, and Conservation.*

Other Funds:

Other Funds:

**2. THIS REQUEST CAN BE CATEGORIZED AS:**

<input type="checkbox"/> New Legislation	<input checked="" type="checkbox"/> New Program	<input type="checkbox"/> Fund Switch
<input type="checkbox"/> Federal Mandate	<input type="checkbox"/> Program Expansion	<input type="checkbox"/> Cost to Continue
<input type="checkbox"/> GR Pick-Up	<input type="checkbox"/> Space Request	<input type="checkbox"/> Equipment Replacement
<input type="checkbox"/> Pay Plan	<input type="checkbox"/> Other: _____	

**NEW DECISION ITEM**

RANK: \_\_\_\_\_ OF 17

<b>Department of Higher Education</b>	<b>Budget Unit</b>	<u>55736C</u>
<b>Higher Education Initiatives</b>		
<b>STEM Funding</b>	<b>DI#</b>	<u>1555016</u>

**3. WHY IS THIS FUNDING NEEDED? PROVIDE AN EXPLANATION FOR ITEMS CHECKED IN #2. INCLUDE THE FEDERAL OR STATE STATUTORY OR CONSTITUTIONAL AUTHORIZATION FOR THIS PROGRAM.**

The Department of Higher Education is committed to improving education and supporting development of industry in the critical mathematics, engineering, technology, and science (STEM) fields. The requested funding is for Science, Technology, Engineering, and Mathematics programs at Linn State Technical College and the Missouri public four-year universities in an effort to prepare, attract, train, and retain skilled and educated citizens in these fields, which is critical to Missouri's future in the competitive global marketplace.

**4. DESCRIBE THE DETAILED ASSUMPTIONS USED TO DERIVE THE SPECIFIC REQUESTED AMOUNT. (How did you determine that the requested number of FTE were appropriate? From what source or standard did you derive the requested levels of funding? Were alternatives such as outsourcing or automation considered? If based on new legislation, does request tie to TAFP fiscal note? If not, explain why. Detail which portions of the request are one-times and how those amounts were calculated.)**

The STEM funding amounts represent 3% of the FY 15 core appropriation for each institution.

	<u>FY 15 Core</u>	<u>STEM Funding</u>
Linn State Technical College	4,715,538	141,466
University of Central Missouri	53,941,479	1,618,244
Southeast Missouri State University	44,351,623	1,330,549
Missouri State University	81,039,663	2,431,190
Lincoln University	17,638,222	529,147
Truman State University	40,512,994	1,215,390
Northwest Missouri State University	30,282,512	908,475
Missouri Southern State University	23,227,051	696,812
Missouri Western State University	21,586,252	647,588
Harris-Stowe State University	9,793,757	293,813
University of Missouri	407,511,996	12,225,360
<b>Total Funding</b>	<b>734,601,087</b>	<b>22,038,034</b>

**NEW DECISION ITEM**

RANK: \_\_\_\_\_ OF 17

<b>Department of Higher Education</b>	<b>Budget Unit</b> <u>55736C</u>
<b>Higher Education Initiatives</b>	
<b>STEM Funding</b>	<b>DI#</b> <u>1555016</u>

**5. BREAK DOWN THE REQUEST BY BUDGET OBJECT CLASS, JOB CLASS, AND FUND SOURCE. IDENTIFY ONE-TIME COSTS.**

Budget Object Class/Job Class	Dept Req		Dept Req		Dept Req		Dept Req		Dept Req		Dept Req
	Dept Req	GR	GR	FED	Dept Req	OTHER	Dept Req	TOTAL	TOTAL	TOTAL	One-Time
	DOLLARS	FTE	FTE	DOLLARS	FED	FTE	DOLLARS	OTHER FTE	DOLLARS	FTE	DOLLARS
									0	0.0	
<b>Total PS</b>	<u>0</u>	<u>0.0</u>		<u>0</u>		<u>0.0</u>	<u>0</u>	<u>0.0</u>	<u>0</u>	<u>0.0</u>	<u>0</u>
<b>Total EE</b>	<u>0</u>			<u>0</u>			<u>0</u>		<u>0</u>		<u>0</u>
Program Distributions									0		
<b>Total PSD</b>	<u>0</u>			<u>0</u>			<u>0</u>		<u>0</u>		<u>0</u>
Transfers									0		
<b>Total TRF</b>	<u>0</u>			<u>0</u>			<u>0</u>		<u>0</u>		<u>0</u>
<b>Grand Total</b>	<u>0</u>	<u>0.0</u>		<u>0</u>		<u>0.0</u>	<u>0</u>	<u>0.0</u>	<u>0</u>	<u>0.0</u>	<u>0</u>



**NEW DECISION ITEM**

RANK: \_\_\_\_\_ OF 17

<b>Department of Higher Education</b>		<b>Budget Unit</b>		<u>55736C</u>						
<b>Higher Education Initiatives</b>										
<b>STEM Funding</b>		<b>DI#</b>		<u>1555016</u>						
<b>Budget Object Class/Job Class</b>	<b>Gov Rec DOLLARS</b>	<b>GR FTE</b>	<b>Gov Rec DOLLARS</b>	<b>Gov Rec FED DOLLARS</b>	<b>Gov Rec FTE</b>	<b>Gov Rec OTHER DOLLARS</b>	<b>Gov Rec OTHER FTE</b>	<b>Gov Rec TOTAL DOLLARS</b>	<b>Gov Rec TOTAL FTE</b>	<b>Gov Rec One-Time DOLLARS</b>
								0	0.0	
								0	0.0	
<b>Total PS</b>	<u>0</u>	<u>0.0</u>	<u>0</u>	<u>0.0</u>	<u>0</u>	<u>0.0</u>	<u>0</u>	<u>0</u>	<u>0.0</u>	<u>0</u>
<b>Total EE</b>	<u>0</u>		<u>0</u>			<u>0</u>		<u>0</u>		<u>0</u>
<b>Program Distributions</b>	<u>22,038,034</u>							<u>22,038,034</u>		
<b>Total PSD</b>	<u>22,038,034</u>		<u>0</u>			<u>0</u>		<u>22,038,034</u>		<u>0</u>
<b>Transfers</b>										
<b>Total TRF</b>	<u>0</u>		<u>0</u>			<u>0</u>		<u>0</u>		<u>0</u>
<b>Grand Total</b>	<u>22,038,034</u>	<u>0.0</u>	<u>0</u>	<u>0.0</u>	<u>0</u>	<u>0.0</u>	<u>22,038,034</u>	<u>0.0</u>	<u>0</u>	

**NEW DECISION ITEM**

RANK: \_\_\_\_\_ OF 17

Department of Higher Education	Budget Unit	<u>55736C</u>
Higher Education Initiatives		
STEM Funding	DI#	<u>1555016</u>

**6. PERFORMANCE MEASURES (If new decision item has an associated core, separately identify projected performance with & without additional funding.)**

- 6a. **Provide an effectiveness measure.**  
Not available at this time.
  
- 6b. **Provide an efficiency measure.**  
Not available at this time.
  
- 6c. **Provide the number of clients/individuals served, if applicable.**  
Not available at this time.
  
- 6d. **Provide a customer satisfaction measure, if available.**  
Not available at this time.

**7. STRATEGIES TO ACHIEVE THE PERFORMANCE MEASUREMENT TARGETS:**

Empty box for strategies to achieve performance measurement targets.

**DECISION ITEM DETAIL**

Budget Unit	FY 2013	FY 2013	FY 2014	FY 2014	FY 2015	FY 2015	FY 2015	FY 2015
Decision Item	ACTUAL	ACTUAL	BUDGET	BUDGET	DEPT REQ	DEPT REQ	GOV REC	GOV REC
Budget Object Class	DOLLAR	FTE	DOLLAR	FTE	DOLLAR	FTE	DOLLAR	FTE
<b>STEM FUNDING</b>								
<b>STEM Funding - 1555016</b>								
PROGRAM DISTRIBUTIONS	0	0.00	0	0.00	0	0.00	22,038,034	0.00
TOTAL - PD	0	0.00	0	0.00	0	0.00	22,038,034	0.00
<b>GRAND TOTAL</b>	<b>\$0</b>	<b>0.00</b>	<b>\$0</b>	<b>0.00</b>	<b>\$0</b>	<b>0.00</b>	<b>\$22,038,034</b>	<b>0.00</b>
GENERAL REVENUE	\$0	0.00	\$0	0.00	\$0	0.00	\$22,038,034	0.00
FEDERAL FUNDS	\$0	0.00	\$0	0.00	\$0	0.00	\$0	0.00
OTHER FUNDS	\$0	0.00	\$0	0.00	\$0	0.00	\$0	0.00

**DECISION ITEM SUMMARY**

Budget Unit								
Decision Item	FY 2013	FY 2013	FY 2014	FY 2014	FY 2015	FY 2015	FY 2015	FY 2015
Budget Object Summary	ACTUAL	ACTUAL	BUDGET	BUDGET	DEPT REQ	DEPT REQ	GOV REC	GOV REC
Fund	DOLLAR	FTE	DOLLAR	FTE	DOLLAR	FTE	DOLLAR	FTE
<b>INNOVATION EDU CAMPUS TRANSFER</b>								
Innovation Campus Transfer - 1555014								
FUND TRANSFERS								
GENERAL REVENUE	0	0.00	0	0.00	0	0.00	1,000,000	0.00
TOTAL - TRF	0	0.00	0	0.00	0	0.00	1,000,000	0.00
<b>TOTAL</b>	<b>0</b>	<b>0.00</b>	<b>0</b>	<b>0.00</b>	<b>0</b>	<b>0.00</b>	<b>1,000,000</b>	<b>0.00</b>
<b>GRAND TOTAL</b>	<b>\$0</b>	<b>0.00</b>	<b>\$0</b>	<b>0.00</b>	<b>\$0</b>	<b>0.00</b>	<b>\$1,000,000</b>	<b>0.00</b>

**NEW DECISION ITEM**

RANK: \_\_\_\_\_ OF 17

<b>Department of Higher Education</b>	<b>Budget Unit</b> <u>55737C</u>
<b>Higher Education Initiatives</b>	
<b>Transfer - Innovation Education Campus</b>	<b>DI#</b> <u>1555014</u>

**1. AMOUNT OF REQUEST**

	FY 2015 Budget Request					FY 2015 Governor's Recommendation			
	GR	Federal	Other	Total		GR	Federal	Other	Total
PS	0	0	0	0	PS	0	0	0	0
EE	0	0	0	0	EE	0	0	0	0
PSD	0	0	0	0	PSD	0	0	0	0
TRF	0	0	0	0	TRF	1,000,000	0	0	1,000,000
<b>Total</b>	<b>0</b>	<b>0</b>	<b>0</b>	<b>0</b>	<b>Total</b>	<b>1,000,000</b>	<b>0</b>	<b>0</b>	<b>1,000,000</b>
FTE	0.00	0.00	0.00	0.00	FTE	0.00	0.00	0.00	0.00

<b>Est. Fringe</b>	0	0	0	0
--------------------	---	---	---	---

*Note: Fringes budgeted in House Bill 5 except for certain fringes budgeted directly to MoDOT, Highway Patrol, and Conservation.*

<b>Est. Fringe</b>	0	0	0	0
--------------------	---	---	---	---

*Note: Fringes budgeted in House Bill 5 except for certain fringes budgeted directly to MoDOT, Highway Patrol, and Conservation.*

Other Funds:

Other Funds:

**2. THIS REQUEST CAN BE CATEGORIZED AS:**

<input type="checkbox"/> New Legislation	<input checked="" type="checkbox"/> New Program	<input type="checkbox"/> Fund Switch
<input type="checkbox"/> Federal Mandate	<input type="checkbox"/> Program Expansion	<input type="checkbox"/> Cost to Continue
<input type="checkbox"/> GR Pick-Up	<input type="checkbox"/> Space Request	<input type="checkbox"/> Equipment Replacement
<input type="checkbox"/> Pay Plan	<input type="checkbox"/> Other:	

NEW DECISION ITEM

RANK: \_\_\_\_\_ OF 17

Department of Higher Education	Budget Unit	<u>55737C</u>
Higher Education Initiatives		
Transfer - Innovation Education Campus	DI#	<u>1555014</u>

**3. WHY IS THIS FUNDING NEEDED? PROVIDE AN EXPLANATION FOR ITEMS CHECKED IN #2. INCLUDE THE FEDERAL OR STATE STATUTORY OR CONSTITUTIONAL AUTHORIZATION FOR THIS PROGRAM.**

The requested general revenue transfer is to support the operation of Innovation Education Campuses, which are designed to prepare students for careers in high demand fields and reduce the time necessary to earn degrees, thus reducing student cost and debt.

Senate Bill 381 (2013) created the Innovation Education Campus Fund. As defined by this legislation, an Innovation Education Campus (IEC) is described as an educational partnership that includes Missouri public high schools or school districts, a public or private Missouri four-year higher education institution, a public community college or Linn State Technical College, and a Missouri-based business or businesses. The statute establishes the criteria an IEC must meet in order to receive money from the fund. The bill also recognized the University of Central Missouri's Missouri Innovation Campus as meeting the criteria for eligibility to receive funding as outlined in this bill. The legislation assigns the Coordinating Board for Higher Education (CBHE) with the responsibility of conducting a review every five years of any IEC for compliance with the requirements, and in order to receive money from the IEC fund, the IEC must annually verify to the CBHE that it has satisfied the statutory criteria.

Money appropriated to the fund, as well as any interest earned, must be used to fund the programs offered through an IEC. The allocation of money contained in the fund among the entities that comprise an IEC is determined through the regular appropriation process. Any funds received by an IEC are not considered part of the annual appropriation to an individual higher education institution or a public school district.

**NEW DECISION ITEM**

RANK: \_\_\_\_\_ OF 17

Department of Higher Education	Budget Unit	<u>55737C</u>
Higher Education Initiatives		
Transfer - Innovation Education Campus	DI#	<u>1555014</u>

**4. DESCRIBE THE DETAILED ASSUMPTIONS USED TO DERIVE THE SPECIFIC REQUESTED AMOUNT. (How did you determine that the requested number of FTE were appropriate? From what source or standard did you derive the requested levels of funding? Were alternatives such as outsourcing or automation considered? If based on new legislation, does request tie to TAFP fiscal note? If not, explain why. Detail which portions of the request are one-times and how those amounts were calculated.)**

The Governor recommended the transfer of \$1 million to the Innovation Education Campus Fund for support of Innovation Education Campuses.

**5. BREAK DOWN THE REQUEST BY BUDGET OBJECT CLASS, JOB CLASS, AND FUND SOURCE. IDENTIFY ONE-TIME COSTS.**

Budget Object Class/Job Class	Dept Req		Dept Req		Dept Req		Dept Req		Dept Req		Dept Req	
	GR	Dept Req	FED	Dept Req	OTHER	Dept Req	TOTAL	Dept Req	TOTAL	One-Time		
	DOLLARS	GR	FTE	DOLLARS	FED	FTE	DOLLARS	OTHER	FTE	DOLLARS	FTE	DOLLARS
										0	0.0	
										0	0.0	
<b>Total PS</b>	<b>0</b>		<b>0.0</b>	<b>0</b>		<b>0.0</b>	<b>0</b>		<b>0.0</b>	<b>0</b>	<b>0.0</b>	<b>0</b>
										0		
<b>Total EE</b>	<b>0</b>			<b>0</b>			<b>0</b>			<b>0</b>		<b>0</b>
Program Distributions										0		
<b>Total PSD</b>	<b>0</b>			<b>0</b>			<b>0</b>			<b>0</b>		<b>0</b>
Transfers										0		
<b>Total TRF</b>	<b>0</b>			<b>0</b>			<b>0</b>			<b>0</b>		<b>0</b>
<b>Grand Total</b>	<b>0</b>		<b>0.0</b>	<b>0</b>		<b>0.0</b>	<b>0</b>		<b>0.0</b>	<b>0</b>	<b>0.0</b>	<b>0</b>

**NEW DECISION ITEM**

RANK: \_\_\_\_\_ OF 17

<b>Department of Higher Education</b>	<b>Budget Unit</b> <u>55737C</u>
<b>Higher Education Initiatives</b>	
<b>Transfer - Innovation Education Campus</b>	<b>DI#</b> <u>1555014</u>

Budget Object Class/Job Class	Gov Rec GR DOLLARS	Gov Rec GR FTE	Gov Rec FED DOLLARS	Gov Rec FED FTE	Gov Rec OTHER DOLLARS	Gov Rec OTHER FTE	Gov Rec TOTAL DOLLARS	Gov Rec TOTAL FTE	Gov Rec One-Time DOLLARS
<b>Total PS</b>	0	0.0	0	0.0	0	0.0	0	0.0	0
<b>Total EE</b>	0		0		0		0		0
<b>Program Distributions</b>									
<b>Total PSD</b>	0		0		0		0		0
<b>Transfers</b>	1,000,000						1,000,000		
<b>Total TRF</b>	1,000,000		0		0		1,000,000		0
<b>Grand Total</b>	1,000,000	0.0	0	0.0	0	0.0	1,000,000	0.0	0

**6. PERFORMANCE MEASURES (If new decision item has an associated core, separately identify projected performance with & without additional funding.)**

<b>6a.</b>	<b>Provide an effectiveness measure.</b> N/A
<b>6b.</b>	<b>Provide an efficiency measure.</b> N/A
<b>6c.</b>	<b>Provide the number of clients/individuals served, if applicable.</b> N/A
<b>6d.</b>	<b>Provide a customer satisfaction measure, if available.</b> N/A

**7. STRATEGIES TO ACHIEVE THE PERFORMANCE MEASUREMENT TARGETS:**



**DECISION ITEM DETAIL**

Budget Unit	FY 2013	FY 2013	FY 2014	FY 2014	FY 2015	FY 2015	FY 2015	FY 2015
Decision Item	ACTUAL	ACTUAL	BUDGET	BUDGET	DEPT REQ	DEPT REQ	GOV REC	GOV REC
Budget Object Class	DOLLAR	FTE	DOLLAR	FTE	DOLLAR	FTE	DOLLAR	FTE
<b>INNOVATION EDU CAMPUS TRANSFER</b>								
Innovation Campus Transfer - 1555014								
TRANSFERS OUT	0	0.00	0	0.00	0	0.00	1,000,000	0.00
TOTAL - TRF	0	0.00	0	0.00	0	0.00	1,000,000	0.00
<b>GRAND TOTAL</b>	<b>\$0</b>	<b>0.00</b>	<b>\$0</b>	<b>0.00</b>	<b>\$0</b>	<b>0.00</b>	<b>\$1,000,000</b>	<b>0.00</b>
GENERAL REVENUE	\$0	0.00	\$0	0.00	\$0	0.00	\$1,000,000	0.00
FEDERAL FUNDS	\$0	0.00	\$0	0.00	\$0	0.00	\$0	0.00
OTHER FUNDS	\$0	0.00	\$0	0.00	\$0	0.00	\$0	0.00

**DECISION ITEM SUMMARY**

Budget Unit								
Decision Item	FY 2013	FY 2013	FY 2014	FY 2014	FY 2015	FY 2015	FY 2015	FY 2015
Budget Object Summary	ACTUAL	ACTUAL	BUDGET	BUDGET	DEPT REQ	DEPT REQ	GOV REC	GOV REC
Fund	DOLLAR	FTE	DOLLAR	FTE	DOLLAR	FTE	DOLLAR	FTE
<b>INNOVATION EDUCATION CAMPUS</b>								
Innovation Campus Program - 1555015								
PROGRAM-SPECIFIC								
INNOVATION EDUCATION CAMPUS	0	0.00	0	0.00	0	0.00	1,000,000	0.00
TOTAL - PD	0	0.00	0	0.00	0	0.00	1,000,000	0.00
<b>TOTAL</b>	<b>0</b>	<b>0.00</b>	<b>0</b>	<b>0.00</b>	<b>0</b>	<b>0.00</b>	<b>1,000,000</b>	<b>0.00</b>
<b>GRAND TOTAL</b>	<b>\$0</b>	<b>0.00</b>	<b>\$0</b>	<b>0.00</b>	<b>\$0</b>	<b>0.00</b>	<b>\$1,000,000</b>	<b>0.00</b>

**NEW DECISION ITEM**

RANK: \_\_\_\_\_ OF 17

Department of Higher Education	Budget Unit	55739C
Higher Education Initiatives		
Innovation Education Campus	DI#	1555015

**1. AMOUNT OF REQUEST**

	FY 2015 Budget Request					FY 2015 Governor's Recommendation			
	GR	Federal	Other	Total		GR	Federal	Other	Total
PS	0	0	0	0	PS	0	0	0	0
EE	0	0	0	0	EE	0	0	0	0
PSD	0	0	0	0	PSD	0	0	1,000,000	1,000,000
TRF	0	0	0	0	TRF	0	0	0	0
<b>Total</b>	<b>0</b>	<b>0</b>	<b>0</b>	<b>0</b>	<b>Total</b>	<b>0</b>	<b>0</b>	<b>1,000,000</b>	<b>1,000,000</b>

FTE	0.00	0.00	0.00	0.00	FTE	0.00	0.00	0.00	0.00
-----	------	------	------	------	-----	------	------	------	------

<b>Est. Fringe</b>	0	0	0	0
--------------------	---	---	---	---

<b>Est. Fringe</b>	0	0	0	0
--------------------	---	---	---	---

*Note: Fringes budgeted in House Bill 5 except for certain fringes budgeted directly to MoDOT, Highway Patrol, and Conservation.*

*Note: Fringes budgeted in House Bill 5 except for certain fringes budgeted directly to MoDOT, Highway Patrol, and Conservation.*

Other Funds: \_\_\_\_\_ Other Funds: Innovation Education Campus Fund (0861)

**2. THIS REQUEST CAN BE CATEGORIZED AS:**

_____ New Legislation	<input checked="" type="checkbox"/> New Program	_____ Fund Switch
_____ Federal Mandate	_____ Program Expansion	_____ Cost to Continue
_____ GR Pick-Up	_____ Space Request	_____ Equipment Replacement
_____ Pay Plan	_____ Other: _____	

**3. WHY IS THIS FUNDING NEEDED? PROVIDE AN EXPLANATION FOR ITEMS CHECKED IN #2. INCLUDE THE FEDERAL OR STATE STATUTORY OR CONSTITUTIONAL AUTHORIZATION FOR THIS PROGRAM.**

This is the expenditure authority associated with the support of Innovation Education Campuses established by Senate Bill 381 (2013). The intent of the Innovation Education Campuses is to prepare students for careers in high demand fields, reduce the time necessary to earn degrees, and reduce student debt.

**NEW DECISION ITEM**

RANK: \_\_\_\_\_ OF 17

Department of Higher Education	Budget Unit	55739C
Higher Education Initiatives		
Innovation Education Campus	DI#	1555015

**4. DESCRIBE THE DETAILED ASSUMPTIONS USED TO DERIVE THE SPECIFIC REQUESTED AMOUNT. (How did you determine that the requested number of FTE were appropriate? From what source or standard did you derive the requested levels of funding? Were alternatives such as outsourcing or automation considered? If based on new legislation, does request tie to TAFP fiscal note? If not, explain why. Detail which portions of the request are one-times and how those amounts were calculated.)**

The Governor recommended \$1 million to support Missouri's Innovation Education Campus initiative.

**5. BREAK DOWN THE REQUEST BY BUDGET OBJECT CLASS, JOB CLASS, AND FUND SOURCE. IDENTIFY ONE-TIME COSTS.**

Budget Object Class/Job Class	Dept Req		Dept Req		Dept Req		Dept Req		Dept Req	Dept Req	Dept Req
	GR	Dept Req	FED	Dept Req	OTHER	Dept Req	TOTAL	TOTAL	One-Time		
	DOLLARS	GR	FTE	DOLLARS	FED	FTE	DOLLARS	OTHER FTE	DOLLARS	FTE	DOLLARS
Program Distributions									0	0.0	
Total PSD	0			0			0		0		0
<b>Grand Total</b>	<b>0</b>		<b>0.0</b>	<b>0</b>		<b>0.0</b>	<b>0</b>	<b>0.0</b>	<b>0</b>	<b>0.0</b>	<b>0</b>

Budget Object Class/Job Class	Gov Rec		Gov Rec		Gov Rec		Gov Rec		Gov Rec	Gov Rec	Gov Rec
	GR	Gov Rec	FED	Gov Rec	OTHER	Gov Rec	TOTAL	TOTAL	One-Time		
	DOLLARS	GR	FTE	DOLLARS	FED	FTE	DOLLARS	OTHER FTE	DOLLARS	FTE	DOLLARS
Program Distributions							1,000,000		1,000,000		
Total PSD	0			0			1,000,000		1,000,000		0
<b>Grand Total</b>	<b>0</b>		<b>0.0</b>	<b>0</b>		<b>0.0</b>	<b>1,000,000</b>	<b>0.0</b>	<b>1,000,000</b>	<b>0.0</b>	<b>0</b>

NEW DECISION ITEM

RANK: \_\_\_\_\_ OF \_\_\_\_\_ 17

Department of Higher Education	Budget Unit	55739C
Higher Education Initiatives		
Innovation Education Campus	DI#	1555015

**6. PERFORMANCE MEASURES (If new decision item has an associated core, separately identify projected performance with & without additional funding.)**

- 6a. Provide an effectiveness measure.  
Not available at this time.
- 6b. Provide an efficiency measure.  
Not available at this time.
- 6c. Provide the number of clients/individuals served, if applicable.  
Not available at this time.
- 6d. Provide a customer satisfaction measure, if available.  
Not available at this time.

**7. STRATEGIES TO ACHIEVE THE PERFORMANCE MEASUREMENT TARGETS:**

**DECISION ITEM DETAIL**

Budget Unit	FY 2013	FY 2013	FY 2014	FY 2014	FY 2015	FY 2015	FY 2015	FY 2015
Decision Item	ACTUAL	ACTUAL	BUDGET	BUDGET	DEPT REQ	DEPT REQ	GOV REC	GOV REC
Budget Object Class	DOLLAR	FTE	DOLLAR	FTE	DOLLAR	FTE	DOLLAR	FTE
<b>INNOVATION EDUCATION CAMPUS</b>								
Innovation Campus Program - 1555015								
PROGRAM DISTRIBUTIONS	0	0.00	0	0.00	0	0.00	1,000,000	0.00
TOTAL - PD	0	0.00	0	0.00	0	0.00	1,000,000	0.00
<b>GRAND TOTAL</b>	<b>\$0</b>	<b>0.00</b>	<b>\$0</b>	<b>0.00</b>	<b>\$0</b>	<b>0.00</b>	<b>\$1,000,000</b>	<b>0.00</b>
GENERAL REVENUE	\$0	0.00	\$0	0.00	\$0	0.00	\$0	0.00
FEDERAL FUNDS	\$0	0.00	\$0	0.00	\$0	0.00	\$0	0.00
OTHER FUNDS	\$0	0.00	\$0	0.00	\$0	0.00	\$1,000,000	0.00

**DECISION ITEM SUMMARY**

<b>Budget Unit</b>								
<b>Decision Item</b>	<b>FY 2013</b>	<b>FY 2013</b>	<b>FY 2014</b>	<b>FY 2014</b>	<b>FY 2015</b>	<b>FY 2015</b>	<b>FY 2015</b>	<b>FY 2015</b>
<b>Budget Object Summary</b>	<b>ACTUAL</b>	<b>ACTUAL</b>	<b>BUDGET</b>	<b>BUDGET</b>	<b>DEPT REQ</b>	<b>DEPT REQ</b>	<b>GOV REC</b>	<b>GOV REC</b>
<b>Fund</b>	<b>DOLLAR</b>	<b>FTE</b>	<b>DOLLAR</b>	<b>FTE</b>	<b>DOLLAR</b>	<b>FTE</b>	<b>DOLLAR</b>	<b>FTE</b>
<b>MSU &amp; THREE RIVERS TRADE SCHL</b>								
<b>CORE</b>								
<b>PROGRAM-SPECIFIC</b>								
GENERAL REVENUE	0	0.00	150,000	0.00	0	0.00	0	0.00
TOTAL - PD	0	0.00	150,000	0.00	0	0.00	0	0.00
<b>TOTAL</b>	<b>0</b>	<b>0.00</b>	<b>150,000</b>	<b>0.00</b>	<b>0</b>	<b>0.00</b>	<b>0</b>	<b>0.00</b>
<b>GRAND TOTAL</b>	<b>\$0</b>	<b>0.00</b>	<b>\$150,000</b>	<b>0.00</b>	<b>\$0</b>	<b>0.00</b>	<b>\$0</b>	<b>0.00</b>

**CORE DECISION ITEM**

<b>Department of Higher Education</b>	<b>Budget Unit</b> <u>57553C</u>
<b>Division of Four-year Colleges and Universities</b>	
<b>Core - Missouri State - West Plains &amp; Three Rivers - Willow Springs Trade School</b>	

**1. CORE FINANCIAL SUMMARY**

	FY 2015 Budget Request			
	GR	Federal	Other	Total
PS	0	0	0	0
EE	0	0	0	0
PSD	0	0	0	0
TRF	0	0	0	0
<b>Total</b>	<b>0</b>	<b>0</b>	<b>0</b>	<b>0</b>
<b>FTE</b>	<b>0.00</b>	<b>0.00</b>	<b>0.00</b>	<b>0.00</b>

	FY 2015 Governor's Recommendation			
	GR	Federal	Other	Total
PS	0	0	0	0
EE	0	0	0	0
PSD	0	0	0	0
TRF	0	0	0	0
<b>Total</b>	<b>0</b>	<b>0</b>	<b>0</b>	<b>0</b>
<b>FTE</b>	<b>0.00</b>	<b>0.00</b>	<b>0.00</b>	<b>0.00</b>

<b>Est. Fringe</b>	0	0	0	0
--------------------	---	---	---	---

*Note: Fringes budgeted in House Bill 5 except for certain fringes budgeted directly to MoDOT, Highway Patrol, and Conservation.*

<b>Est. Fringe</b>	0	0	0	0
--------------------	---	---	---	---

*Note: Fringes budgeted in House Bill 5 except for certain fringes budgeted directly to MoDOT, Highway Patrol, and Conservation.*

Other Funds:

Other Funds:

**2. CORE DESCRIPTION**

This is a collaborative effort between MSU and Three Rivers Community College (TRCC) to establish an educational center in Willow Springs. The center will provide classrooms, computer labs, and ITV rooms for technical training courses and parts of AAS and certificate programs. The center will also provide space for customized and workforce development training and a small business incubator. The center is scheduled to begin offering courses in the spring of 2014, pending the completion of a memorandum of understanding between MSU and TRCC. This appropriation will assist with the center's start-up costs. Enrollment is projected to be around 100 participants during the Fall 2014 semester with credit hour production being between 600 and 1200 credit hours. The center will also increase access to area high school students to pursue higher education opportunities through dual enrollment and dual credit.

As outlined in the core reconciliation detail (#5), a core reduction is being processed for the reduction of one-time expenditures for this project.

**3. PROGRAM LISTING (list programs included in this core funding)**

Missouri State University - West Plains and Three Rivers Community College - Willow Springs Trade School

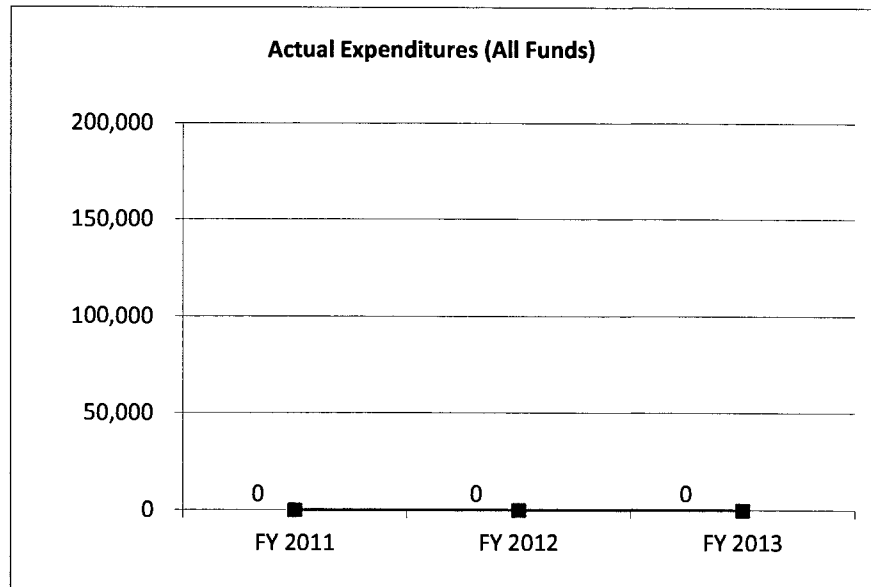


**CORE DECISION ITEM**

<b>Department of Higher Education</b>	<b>Budget Unit</b> <u>57553C</u>
<b>Division of Four-year Colleges and Universities</b>	
<b>Core - Missouri State - West Plains &amp; Three Rivers - Willow Springs Trade School</b>	

**4. FINANCIAL HISTORY**

	FY 2011 Actual	FY 2012 Actual	FY 2013 Actual	FY 2014 Current Yr.
Appropriation (All Funds)	0	0	0	150,000
Less Reverted (All Funds)	0	0	0	N/A
Budget Authority (All Funds)	0	0	0	N/A
Actual Expenditures (All Funds)	0	0	0	N/A
Unexpended (All Funds)	0	0	0	N/A
<b>Unexpended, by Fund:</b>				
General Revenue	0	0	0	N/A
Federal	0	0	0	N/A
Other	0	0	0	N/A



Reverted includes Governor's standard 3 percent reserve (when applicable) and any extraordinary expenditure restrictions.

**NOTES:**

**CORE RECONCILIATION DETAIL**

**DEPARTMENT OF HIGHER EDUCATION**

**MSU & THREE RIVERS TRADE SCHL**

**5. CORE RECONCILIATION DETAIL**

	<b>Budget Class</b>	<b>FTE</b>	<b>GR</b>	<b>Federal</b>	<b>Other</b>	<b>Total</b>	<b>Explanation</b>
<b>TAFP AFTER VETOES</b>							
	PD	0.00	150,000	0	0	150,000	
	<b>Total</b>	<b>0.00</b>	<b>150,000</b>	<b>0</b>	<b>0</b>	<b>150,000</b>	
<b>DEPARTMENT CORE ADJUSTMENTS</b>							
1x Expenditures	1185 8696	PD	0.00	(150,000)	0	0	(150,000) Reduction of one-time expenditures
	<b>NET DEPARTMENT CHANGES</b>		<b>0.00</b>	<b>(150,000)</b>	<b>0</b>	<b>0</b>	<b>(150,000)</b>
<b>DEPARTMENT CORE REQUEST</b>							
	PD	0.00	0	0	0	0	
	<b>Total</b>	<b>0.00</b>	<b>0</b>	<b>0</b>	<b>0</b>	<b>0</b>	
<b>GOVERNOR'S RECOMMENDED CORE</b>							
	PD	0.00	0	0	0	0	
	<b>Total</b>	<b>0.00</b>	<b>0</b>	<b>0</b>	<b>0</b>	<b>0</b>	

**DECISION ITEM DETAIL**

Budget Unit	FY 2013	FY 2013	FY 2014	FY 2014	FY 2015	FY 2015	FY 2015	FY 2015
Decision Item	ACTUAL	ACTUAL	BUDGET	BUDGET	DEPT REQ	DEPT REQ	GOV REC	GOV REC
Budget Object Class	DOLLAR	FTE	DOLLAR	FTE	DOLLAR	FTE	DOLLAR	FTE
<b>MSU &amp; THREE RIVERS TRADE SCHL</b>								
<b>CORE</b>								
PROGRAM DISTRIBUTIONS	0	0.00	150,000	0.00	0	0.00	0	0.00
TOTAL - PD	0	0.00	150,000	0.00	0	0.00	0	0.00
<b>GRAND TOTAL</b>	<b>\$0</b>	<b>0.00</b>	<b>\$150,000</b>	<b>0.00</b>	<b>\$0</b>	<b>0.00</b>	<b>\$0</b>	<b>0.00</b>
GENERAL REVENUE	\$0	0.00	\$150,000	0.00	\$0	0.00		0.00
FEDERAL FUNDS	\$0	0.00	\$0	0.00	\$0	0.00		0.00
OTHER FUNDS	\$0	0.00	\$0	0.00	\$0	0.00		0.00

## PROGRAM DESCRIPTION

Department of Higher Education

Program Name: Division of Four-year Colleges and Universities

Program is found in the following core budget(s): Missouri State University & Three Rivers Community College - Willow Springs Trade School

### 1. What does this program do?

This is a collaborative effort between MSU and TRCC to establish an educational center in Willow Springs. The center will be housed in the former MDOT Headquarters in Willow Springs, which the city acquired from MDOT and is leasing to Three Rivers Community College. The center will provide classrooms, computer labs, and ITV rooms for technical training courses and parts of AAS and certificate programs. The center will also provide space for customized and workforce development training and a small business incubator. Initially less than fifty (50) percent of any program will be offered at the site. Future plans include the offering of select AAS and Certificate programs. The center is scheduled to begin offering courses in the spring of 2014, pending the completion of a memorandum of understanding between MSU and TRCC. This appropriation will assist with the center's start-up costs. Both institutions will contribute to the funding for the continued operation of the center (personnel costs and utilities) which will be supported through revenue generated at the center. Enrollment is projected to be around 100 participants during the Fall 2014 semester with credit hour production being between 600 and 1200 credit hours. The center will also increase access to area high school students to pursue higher education opportunities through dual enrollment and dual credit.

### 2. What is the authorization for this program, i.e., federal or state statute, etc.? (Include the federal program number, if applicable.)

There is no direct statutory authorization for this program. Expanding educational opportunities is part of the mission of each institution of higher education.

### 3. Are there federal matching requirements? If yes, please explain.

No

### 4. Is this a federally mandated program? If yes, please explain.

No

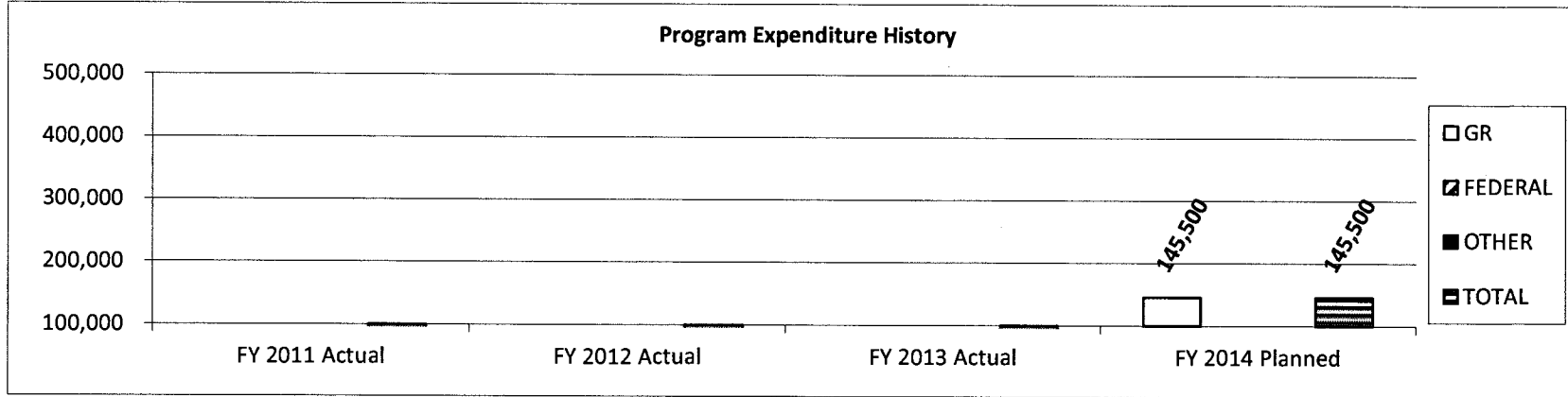
**PROGRAM DESCRIPTION**

**Department of Higher Education**

**Program Name: Division of Four-year Colleges and Universities**

**Program is found in the following core budget(s): Missouri State University & Three Rivers Community College - Willow Springs Trade School**

**5. Provide actual expenditures for the prior three fiscal years and planned expenditures for the current fiscal year.**



**6. What are the sources of the "Other " funds?**

N/A

**7a. Provide an effectiveness measure.**

Graduation and retention rates.

**7b. Provide an efficiency measure.**

N/A

**7c. Provide the number of clients/individuals served, if applicable.**

100 per semester (estimated)

**7d. Provide a customer satisfaction measure, if available.**

N/A

**DECISION ITEM SUMMARY**

Budget Unit									
Decision Item	FY 2013	FY 2013	FY 2014	FY 2014	FY 2015	FY 2015	FY 2015	FY 2015	
Budget Object Summary	ACTUAL	ACTUAL	BUDGET	BUDGET	DEPT REQ	DEPT REQ	GOV REC	GOV REC	
Fund	DOLLAR	FTE	DOLLAR	FTE	DOLLAR	FTE	DOLLAR	FTE	
<b>OUTCOME FUNDING</b>									
<b>CORE</b>									
PROGRAM-SPECIFIC									
GENERAL REVENUE	0	0.00	5,050,000	0.00	0	0.00	0	0.00	
LOTTERY PROCEEDS	0	0.00	20,000,000	0.00	0	0.00	0	0.00	
TOTAL - PD	0	0.00	25,050,000	0.00	0	0.00	0	0.00	
<b>TOTAL</b>	<b>0</b>	<b>0.00</b>	<b>25,050,000</b>	<b>0.00</b>	<b>0</b>	<b>0.00</b>	<b>0</b>	<b>0.00</b>	
<b>Funding for Improved Outcomes - 1555017</b>									
PROGRAM-SPECIFIC									
GENERAL REVENUE	0	0.00	0	0.00	0	0.00	42,062,914	0.00	
TOTAL - PD	0	0.00	0	0.00	0	0.00	42,062,914	0.00	
<b>TOTAL</b>	<b>0</b>	<b>0.00</b>	<b>0</b>	<b>0.00</b>	<b>0</b>	<b>0.00</b>	<b>42,062,914</b>	<b>0.00</b>	
<b>GRAND TOTAL</b>	<b>\$0</b>	<b>0.00</b>	<b>\$25,050,000</b>	<b>0.00</b>	<b>\$0</b>	<b>0.00</b>	<b>\$42,062,914</b>	<b>0.00</b>	

**CORE DECISION ITEM**

<b>Department of Higher Education</b>	<b>Budget Unit</b> <u>55760C</u>
<b>Higher Education Initiatives</b>	
<b>Core - Funding Based on Improved Outcomes</b>	

**1. CORE FINANCIAL SUMMARY**

	FY 2015 Budget Request			
	GR	Federal	Other	Total
PS	0	0	0	0
EE	0	0	0	0
PSD	0	0	0	0
TRF	0	0	0	0
<b>Total</b>	<b>0</b>	<b>0</b>	<b>0</b>	<b>0</b>
FTE	0.00	0.00	0.00	0.00

	FY 2015 Governor's Recommendation			
	GR	Federal	Other	Total
PS	0	0	0	0
EE	0	0	0	0
PSD	0	0	0	0
TRF	0	0	0	0
<b>Total</b>	<b>0</b>	<b>0</b>	<b>0</b>	<b>0</b>
FTE	0.00	0.00	0.00	0.00

<b>Est. Fringe</b>	0	0	0	0
<i>Note: Fringes budgeted in House Bill 5 except for certain fringes budgeted directly to MoDOT, Highway Patrol, and Conservation.</i>				

<b>Est. Fringe</b>	0	0	0	0
<i>Note: Fringes budgeted in House Bill 5 except for certain fringes budgeted directly to MoDOT, Highway Patrol, and Conservation.</i>				

Other Funds:

Other Funds:

**2. CORE DESCRIPTION**

Overall, public higher education institutions received \$25,050,000 for performance funding purposes, an approximate three percent increase in their appropriation for FY14. This funding was based on improved institutional outcomes in the areas of student success and progress, degree completion and professional certification, financial responsibility, and efficiency. The percentage increase received by individual institutions varied as it was dependent on the number of performance measures met. The initial appropriation of \$25,050,000 was reduced by \$6,725 overall because of corrected performance measure data received that resulted in the entire appropriation not being earned.

As outlined in the core reconciliation (#5), a core reallocation was processed to move performance funding amounts into the core appropriation for each individual institution. A core reduction of \$6,725 was also processed rather than a core reallocation to account for the entire appropriation not being earned. Funding for each institution is detailed below.

**CORE DECISION ITEM**

<b>Department of Higher Education</b>	<b>Budget Unit</b> <u>55760C</u>
<b>Higher Education Initiatives</b>	
<b>Core - Funding Based on Improved Outcomes</b>	

Institution	FY 14 Performance Funding		
	GR	Lottery	Total
Crowder	\$ 21,190	\$ 83,926	\$ 105,116
East Central	\$ 32,011	\$ 126,781	\$ 158,792
Jefferson	\$ 23,481	\$ 92,997	\$ 116,478
Metropolitan	\$ 243,376	\$ 963,841	\$1,207,217
Mineral Area	\$ 38,506	\$ 152,504	\$ 191,010
Moberly	\$ 31,527	\$ 85,767	\$ 117,294
North Central	\$ 15,289	\$ 60,559	\$ 75,848
Ozarks Technical	\$ 64,118	\$ 253,929	\$ 318,047
St. Charles	\$ 35,979	\$ 142,494	\$ 178,473
St. Louis	\$ 209,971	\$ 831,551	\$1,041,522
State Fair	\$ 40,876	\$ 161,883	\$ 202,759
Three Rivers	\$ 20,522	\$ 81,274	\$ 101,796
	\$ 776,846	\$ 3,076,604	\$3,814,352

Institution	FY 14 Performance Funding		
	GR	Lottery	Total
Linn State Technical College	\$ 29,210	\$ 115,689	\$ 144,899
Univ of Central Missouri	\$ 268,973	\$ 1,065,244	\$ 1,334,217
Southeast Missouri State Univ	\$ 221,155	\$ 875,862	\$ 1,097,017
Missouri State University	\$ 495,490	\$ 1,994,710	\$ 2,490,200
Lincoln University	\$ 66,373	\$ 262,867	\$ 329,240
Truman State University	\$ 202,014	\$ 800,056	\$ 1,002,070
Northwest Missouri State Univ	\$ 187,591	\$ 742,935	\$ 930,526
Missouri Southern State Univ	\$ 115,819	\$ 458,691	\$ 574,510
Missouri Western State Univ	\$ 107,637	\$ 426,288	\$ 533,925
Harris-Stowe State University	\$ 60,668	\$ 240,275	\$ 300,943
University of Missouri	\$ 2,518,224	\$ 9,973,152	\$12,491,376
	\$ 4,273,154	\$ 16,955,769	\$21,228,923

**3. PROGRAM LISTING (list programs included in this core funding)**

Funding Based on Improved Outcomes (Performance Funding)

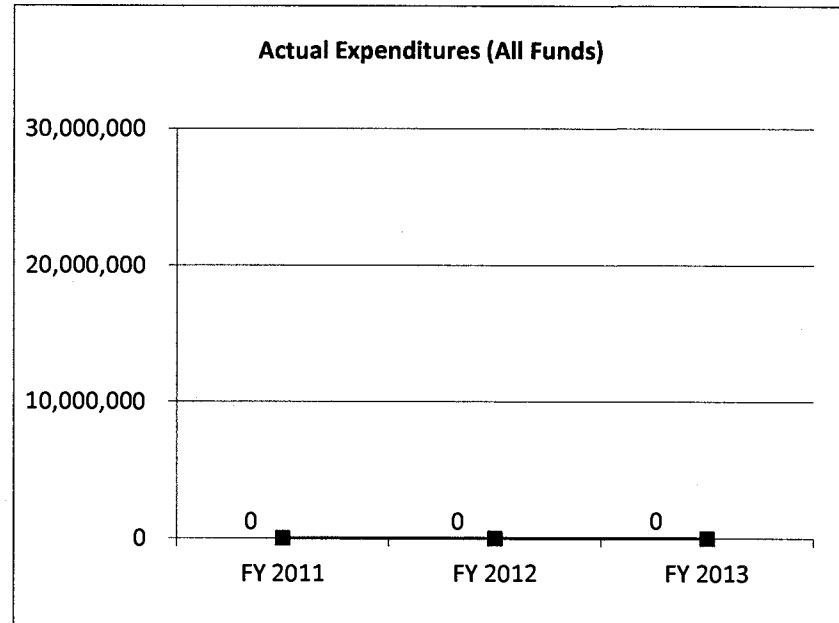


**CORE DECISION ITEM**

<b>Department of Higher Education</b>	<b>Budget Unit</b> <u>55760C</u>
<b>Higher Education Initiatives</b>	
<b>Core - Funding Based on Improved Outcomes</b>	

**4. FINANCIAL HISTORY**

	FY 2011 Actual	FY 2012 Actual	FY 2013 Actual	FY 2014 Current Yr.
Appropriation (All Funds)	0	0	0	25,050,000
Less Reverted (All Funds)	0	0	0	N/A
Budget Authority (All Funds)	0	0	0	N/A
Actual Expenditures (All Funds)	0	0	0	N/A
Unexpended (All Funds)	0	0	0	N/A
Unexpended, by Fund:				
General Revenue	0	0	0	N/A
Federal	0	0	0	N/A
Other	0	0	0	N/A



Reverted includes Governor's standard 3 percent reserve (when applicable) and any extraordinary expenditure restrictions.

**NOTES:**

**CORE RECONCILIATION DETAIL**

**DEPARTMENT OF HIGHER EDUCATION**  
**OUTCOME FUNDING**

**5. CORE RECONCILIATION DETAIL**

		<b>Budget Class</b>	<b>FTE</b>	<b>GR</b>	<b>Federal</b>	<b>Other</b>	<b>Total</b>	<b>Explanation</b>
<b>TAFP AFTER VETOES</b>								
		PD	0.00	5,050,000	0	20,000,000	25,050,000	
		<b>Total</b>	<b>0.00</b>	<b>5,050,000</b>	<b>0</b>	<b>20,000,000</b>	<b>25,050,000</b>	
<b>DEPARTMENT CORE ADJUSTMENTS</b>								
Core Reallocation	1037 8482	PD	0.00	0	0	(126,781)	(126,781)	Reallocation of performance funding to institution core
Core Reallocation	1037 8483	PD	0.00	0	0	(92,997)	(92,997)	Reallocation of performance funding to institution core
Core Reallocation	1037 8484	PD	0.00	0	0	(963,841)	(963,841)	Reallocation of performance funding to institution core
Core Reallocation	1037 8485	PD	0.00	0	0	(152,504)	(152,504)	Reallocation of performance funding to institution core
Core Reallocation	1037 8488	PD	0.00	0	0	(124,865)	(124,865)	Reallocation of performance funding to institution core
Core Reallocation	1037 8490	PD	0.00	0	0	(60,559)	(60,559)	Reallocation of performance funding to institution core
Core Reallocation	1037 8491	PD	0.00	0	0	(253,929)	(253,929)	Reallocation of performance funding to institution core
Core Reallocation	1037 8492	PD	0.00	0	0	(142,494)	(142,494)	Reallocation of performance funding to institution core
Core Reallocation	1037 8494	PD	0.00	0	0	(831,551)	(831,551)	Reallocation of performance funding to institution core
Core Reallocation	1037 8495	PD	0.00	0	0	(161,883)	(161,883)	Reallocation of performance funding to institution core
Core Reallocation	1037 8496	PD	0.00	0	0	(81,274)	(81,274)	Reallocation of performance funding to institution core

**CORE RECONCILIATION DETAIL**

**DEPARTMENT OF HIGHER EDUCATION**  
**OUTCOME FUNDING**

**5. CORE RECONCILIATION DETAIL**

		<b>Budget Class</b>	<b>FTE</b>	<b>GR</b>	<b>Federal</b>	<b>Other</b>	<b>Total</b>	<b>Explanation</b>
<b>DEPARTMENT CORE ADJUSTMENTS</b>								
Core Reallocation	1037 8497	PD	0.00	0	0	(115,689)	(115,689)	Reallocation of performance funding to institution core
Core Reallocation	1037 8498	PD	0.00	0	0	(1,065,244)	(1,065,244)	Reallocation of performance funding to institution core
Core Reallocation	1037 8499	PD	0.00	0	0	(875,862)	(875,862)	Reallocation of performance funding to institution core
Core Reallocation	1037 8500	PD	0.00	0	0	(1,962,337)	(1,962,337)	Reallocation of performance funding to institution core
Core Reallocation	1037 8501	PD	0.00	0	0	(262,867)	(262,867)	Reallocation of performance funding to institution core
Core Reallocation	1037 8502	PD	0.00	0	0	(800,056)	(800,056)	Reallocation of performance funding to institution core
Core Reallocation	1037 8503	PD	0.00	0	0	(742,935)	(742,935)	Reallocation of performance funding to institution core
Core Reallocation	1037 8504	PD	0.00	0	0	(458,691)	(458,691)	Reallocation of performance funding to institution core
Core Reallocation	1037 8505	PD	0.00	0	0	(426,288)	(426,288)	Reallocation of performance funding to institution core
Core Reallocation	1037 8506	PD	0.00	0	0	(240,275)	(240,275)	Reallocation of performance funding to institution core
Core Reallocation	1037 8507	PD	0.00	0	0	(9,973,152)	(9,973,152)	Reallocation of performance funding to institution core
Core Reallocation	1037 8539	PD	0.00	(21,190)	0	0	(21,190)	Reallocation of performance funding to institution core
Core Reallocation	1037 8540	PD	0.00	(32,011)	0	0	(32,011)	Reallocation of performance funding to institution core

**CORE RECONCILIATION DETAIL**

**DEPARTMENT OF HIGHER EDUCATION**  
**OUTCOME FUNDING**

**5. CORE RECONCILIATION DETAIL**

		<b>Budget Class</b>	<b>FTE</b>	<b>GR</b>	<b>Federal</b>	<b>Other</b>	<b>Total</b>	<b>Explanation</b>
<b>DEPARTMENT CORE ADJUSTMENTS</b>								
Core Reallocation	1037	8541	PD	0.00	(23,481)	0	0	(23,481) Reallocation of performance funding to institution core
Core Reallocation	1037	8542	PD	0.00	(243,376)	0	0	(243,376) Reallocation of performance funding to institution core
Core Reallocation	1037	8543	PD	0.00	(38,506)	0	0	(38,506) Reallocation of performance funding to institution core
Core Reallocation	1037	8544	PD	0.00	(31,527)	0	0	(31,527) Reallocation of performance funding to institution core
Core Reallocation	1037	8545	PD	0.00	(15,289)	0	0	(15,289) Reallocation of performance funding to institution core
Core Reallocation	1037	8546	PD	0.00	(64,118)	0	0	(64,118) Reallocation of performance funding to institution core
Core Reallocation	1037	8547	PD	0.00	(35,979)	0	0	(35,979) Reallocation of performance funding to institution core
Core Reallocation	1037	8548	PD	0.00	(209,971)	0	0	(209,971) Reallocation of performance funding to institution core
Core Reallocation	1037	8549	PD	0.00	(40,876)	0	0	(40,876) Reallocation of performance funding to institution core
Core Reallocation	1037	8550	PD	0.00	(20,522)	0	0	(20,522) Reallocation of performance funding to institution core
Core Reallocation	1037	8551	PD	0.00	(29,210)	0	0	(29,210) Reallocation of performance funding to institution core
Core Reallocation	1037	8552	PD	0.00	(268,973)	0	0	(268,973) Reallocation of performance funding to institution core
Core Reallocation	1037	8553	PD	0.00	(221,155)	0	0	(221,155) Reallocation of performance funding to institution core

**CORE RECONCILIATION DETAIL**

**DEPARTMENT OF HIGHER EDUCATION  
OUTCOME FUNDING**

**5. CORE RECONCILIATION DETAIL**

		<b>Budget Class</b>	<b>FTE</b>	<b>GR</b>	<b>Federal</b>	<b>Other</b>	<b>Total</b>	<b>Explanation</b>
<b>DEPARTMENT CORE ADJUSTMENTS</b>								
Core Reallocation	1037 8554	PD	0.00	(495,490)	0	0	(495,490)	Reallocation of performance funding to institution core
Core Reallocation	1037 8555	PD	0.00	(66,373)	0	0	(66,373)	Reallocation of performance funding to institution core
Core Reallocation	1037 8556	PD	0.00	(202,014)	0	0	(202,014)	Reallocation of performance funding to institution core
Core Reallocation	1037 8557	PD	0.00	(187,591)	0	0	(187,591)	Reallocation of performance funding to institution core
Core Reallocation	1037 8558	PD	0.00	(115,819)	0	0	(115,819)	Reallocation of performance funding to institution core
Core Reallocation	1037 8559	PD	0.00	(107,637)	0	0	(107,637)	Reallocation of performance funding to institution core
Core Reallocation	1037 8560	PD	0.00	(60,668)	0	0	(60,668)	Reallocation of performance funding to institution core
Core Reallocation	1037 8561	PD	0.00	(2,518,224)	0	0	(2,518,224)	Reallocation of performance funding to institution core
Core Reallocation	1037 8481	PD	0.00	0	0	(83,926)	(83,926)	Reallocation of performance funding to institution core
<b>NET DEPARTMENT CHANGES</b>			<b>0.00</b>	<b>(5,050,000)</b>	<b>0</b>	<b>(20,000,000)</b>	<b>(25,050,000)</b>	
<b>DEPARTMENT CORE REQUEST</b>								
		PD	0.00	0	0	0	0	
		<b>Total</b>	<b>0.00</b>	<b>0</b>	<b>0</b>	<b>0</b>	<b>0</b>	
<b>GOVERNOR'S ADDITIONAL CORE ADJUSTMENTS</b>								
Core Reduction	2642 8488	PD	0.00	0	0	(6,725)	(6,725)	Core reduction of unallocated performance funding

**CORE RECONCILIATION DETAIL**

**DEPARTMENT OF HIGHER EDUCATION**

**OUTCOME FUNDING**

**5. CORE RECONCILIATION DETAIL**

		<b>Budget Class</b>	<b>FTE</b>	<b>GR</b>	<b>Federal</b>	<b>Other</b>	<b>Total</b>	<b>Explanation</b>
<b>GOVERNOR'S ADDITIONAL CORE ADJUSTMENTS</b>								
Core Reallocation	1037 8488	PD	0.00	0	0	6,725	6,725	Reallocation of performance funding to institution core
<b>NET GOVERNOR CHANGES</b>			<b>0.00</b>	<b>0</b>	<b>0</b>	<b>0</b>	<b>0</b>	
<b>GOVERNOR'S RECOMMENDED CORE</b>								
		PD	0.00	0	0	0	0	
<b>Total</b>			<b>0.00</b>	<b>0</b>	<b>0</b>	<b>0</b>	<b>0</b>	

**DECISION ITEM DETAIL**

Budget Unit	FY 2013	FY 2013	FY 2014	FY 2014	FY 2015	FY 2015	FY 2015	FY 2015
Decision Item	ACTUAL	ACTUAL	BUDGET	BUDGET	DEPT REQ	DEPT REQ	GOV REC	GOV REC
Budget Object Class	DOLLAR	FTE	DOLLAR	FTE	DOLLAR	FTE	DOLLAR	FTE
<b>OUTCOME FUNDING</b>								
<b>CORE</b>								
PROGRAM DISTRIBUTIONS	0	0.00	25,050,000	0.00	0	0.00	0	0.00
TOTAL - PD	0	0.00	25,050,000	0.00	0	0.00	0	0.00
<b>GRAND TOTAL</b>	<b>\$0</b>	<b>0.00</b>	<b>\$25,050,000</b>	<b>0.00</b>	<b>\$0</b>	<b>0.00</b>	<b>\$0</b>	<b>0.00</b>
GENERAL REVENUE	\$0	0.00	\$5,050,000	0.00	\$0	0.00		0.00
FEDERAL FUNDS	\$0	0.00	\$0	0.00	\$0	0.00		0.00
OTHER FUNDS	\$0	0.00	\$20,000,000	0.00	\$0	0.00		0.00

## PROGRAM DESCRIPTION

**Department of Higher Education**

**Funding Based on Improved Outcomes**

**Program is found in the following core budget(s): Funding Based on Improved Outcomes**

### 1. What does this program do?

The Performance Funding initiative was developed by the CBHE Performance Funding Task Force (2012) as a viable way in which to advocate for increased appropriations to base funding for higher education institutions. FY13 was used as the baseline year for data collection and will be used on a continual basis to evaluate the selected measures to ensure that they are reasonable, valid and reliable. Performance funding applies to at least a portion of new appropriations from the state, and funding earned through performance in one year will be added to an institution's base the following year. The task force recommended that total funding allocated on the basis of performance should not exceed approximately 2-3% of an institution's total state funding in any given year. The amount of funding an institution receives is to be based on its success in achieving five performance measures. For the public four-year sector, one measure is institution-specific chosen by each of the public four-year institutions to be approved by the Coordinating Board for Higher Education. Performance measures are to be evaluated on a three-year rolling average with success being defined for each institution individually as improvement over that institution's performance from the previous year, or, when applicable, maintenance of a high level of performance in relation to a previously established and externally validated threshold. An institution succeeding on all five measures would receive 100% of its available increase in funding, whereas an institution demonstrating success on only two of the five measures would earn two-fifths of its available increase. Two other components upon which institutions could be evaluated are based on sustained excellence and the incorporation of a special weighting factor for STEM completions.

### 2. What is the authorization for this program, i.e., federal or state statute, etc.? (Include the federal program number, if applicable.)

Performance funding is a component of public higher education institutions and falls under these statutes - Section 163.191.1, RSMo, Chapters 172, 174, 175 and 178, RSMo

### 3. Are there federal matching requirements? If yes, please explain.

No

### 4. Is this a federally mandated program? If yes, please explain.

No



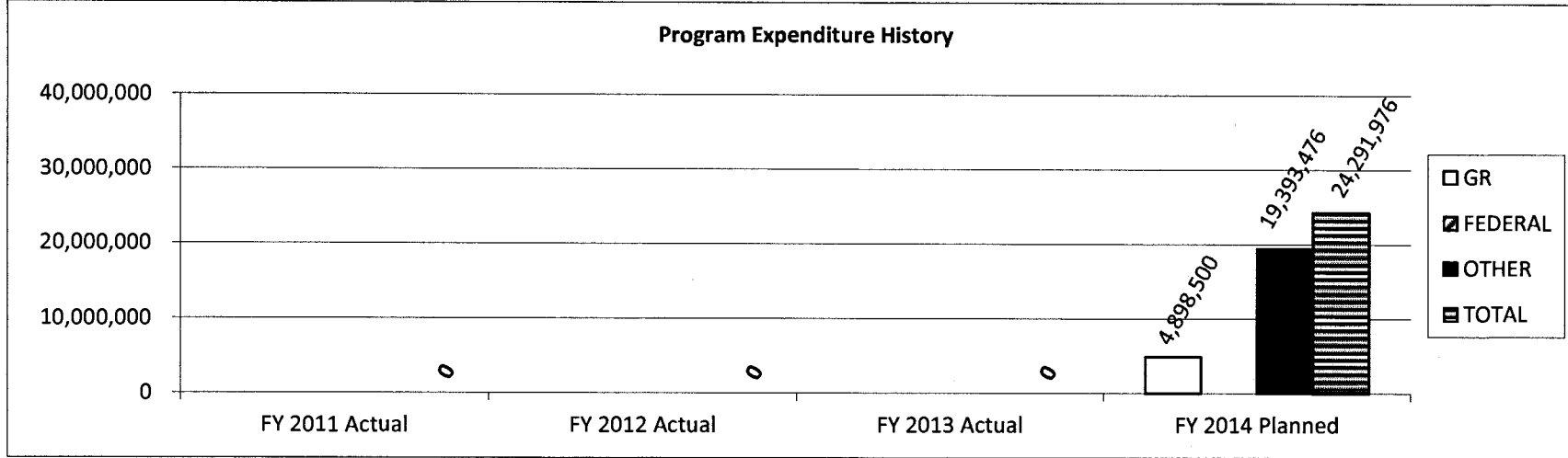
**PROGRAM DESCRIPTION**

**Department of Higher Education**

**Funding Based on Improved Outcomes**

**Program is found in the following core budget(s): Funding Based on Improved Outcomes**

**5. Provide actual expenditures for the prior three fiscal years and planned expenditures for the current fiscal year.**



**6. What are the sources of the "Other " funds?**

Lottery Proceeds Fund (0291)

**7a. Provide an effectiveness measure.**

Persistence in graduation rates

No measurable data exists at this time since FY14 is the first year for performance based funding.

**7b. Provide an efficiency measure.**

None established at this time since FY14 is the first year for performance based funding.

**7c. Provide the number of clients/individuals served, if applicable.**

None established at this time since FY14 is the first year for performance based funding.

**7d. Provide a customer satisfaction measure, if available.**

None established at this time since FY14 is the first year for performance based funding.

**NEW DECISION ITEM**

RANK: \_\_\_\_\_ OF 17

<b>Department of Higher Education</b>	<b>Budget Unit</b> <u>55760C</u>
<b>Higher Education Initiatives</b>	
<b>Funding Based on Improved Outcomes</b>	<b>DI#</b> <u>1555017</u>

**1. AMOUNT OF REQUEST**

	FY 2015 Budget Request					FY 2015 Governor's Recommendation			
	GR	Federal	Other	Total		GR	Federal	Other	Total
PS	0	0	0	0	PS	0	0	0	0
EE	0	0	0	0	EE	0	0	0	0
PSD	0	0	0	0	PSD	42,062,914	0	0	42,062,914
TRF	0	0	0	0	TRF	0	0	0	0
<b>Total</b>	<b>0</b>	<b>0</b>	<b>0</b>	<b>0</b>	<b>Total</b>	<b>42,062,914</b>	<b>0</b>	<b>0</b>	<b>42,062,914</b>
FTE	0.00	0.00	0.00	0.00	FTE	0.00	0.00	0.00	0.00

<b>Est. Fringe</b>	0	0	0	0
--------------------	---	---	---	---

*Note: Fringes budgeted in House Bill 5 except for certain fringes budgeted directly to MoDOT, Highway Patrol, and Conservation.*

<b>Est. Fringe</b>	0	0	0	0
--------------------	---	---	---	---

*Note: Fringes budgeted in House Bill 5 except for certain fringes budgeted directly to MoDOT, Highway Patrol, and Conservation.*

Other Funds:

Other Funds:

**2. THIS REQUEST CAN BE CATEGORIZED AS:**

<input type="checkbox"/> New Legislation	<input checked="" type="checkbox"/> New Program	<input type="checkbox"/> Fund Switch
<input type="checkbox"/> Federal Mandate	<input type="checkbox"/> Program Expansion	<input type="checkbox"/> Cost to Continue
<input type="checkbox"/> GR Pick-Up	<input type="checkbox"/> Space Request	<input type="checkbox"/> Equipment Replacement
<input type="checkbox"/> Pay Plan	<input type="checkbox"/> Other: _____	

**3. WHY IS THIS FUNDING NEEDED? PROVIDE AN EXPLANATION FOR ITEMS CHECKED IN #2. INCLUDE THE FEDERAL OR STATE STATUTORY OR CONSTITUTIONAL AUTHORIZATION FOR THIS PROGRAM.**

Additional funding for Missouri's public higher education institutions is needed to ensure their continued quality and ability to serve Missouri students. Recommended funding is based on improved institutional outcomes in the areas of student success and progress, degree completion and professional certification, financial responsibility, and efficiency.

**NEW DECISION ITEM**

RANK: \_\_\_\_\_ OF 17

<b>Department of Higher Education</b>	<b>Budget Unit</b> <u>55760C</u>
<b>Higher Education Initiatives</b>	
<b>Funding Based on Improved Outcomes</b>	<b>DI#</b> <u>1555017</u>

**4. DESCRIBE THE DETAILED ASSUMPTIONS USED TO DERIVE THE SPECIFIC REQUESTED AMOUNT. (How did you determine that the requested number of FTE were appropriate? From what source or standard did you derive the requested levels of funding? Were alternatives such as outsourcing or automation considered? If based on new legislation, does request tie to TAFP fiscal note? If not, explain why. Detail which portions of the request are one-times and how those amounts were calculated.)**

\$42,062,914 in new funding (general revenue) based on improved outcomes will provide a 4% increase in funding on average for the community colleges and a 5% increase in funding on average for the four-year public higher education institutions and Linn State Technical College over FY 14 available funding. Funding amounts for each institution are detailed below. The amount each institution receives is dependent upon how many of their five performance measure targeted outcomes were met (1 out of 5 equates to 20%, 2 out of 5 equates to 40%, 3 out of 5 equates to 60%, 4 out of 5 equates to 80%, and 5 out of 5 equates to 100%). All measures were evaluated based on a three-year rolling average with success being defined for each institution individually as improvement over that institution's performance from the previous year, or, when applicable, maintenance of a high level of performance in relation to a previously established and externally validated threshold.

<b>Institution</b>	<b>FY 15 Core Funding</b>	<b># of Measures Improved (out of 5)</b>	<b>% of Measures Improved</b>	<b>Governor Rec</b>	<b>% Change</b>
Crowder College	4,553,647	5	100%	211,748	4.7%
East Central College	5,148,157	3	60%	143,636	2.8%
Jefferson College	7,438,917	4	80%	276,732	3.7%
Metropolitan Community College	31,204,592	5	100%	1,451,037	4.7%
Mineral Area College	5,024,897	4	80%	186,929	3.7%
Moberly Area Community College	5,115,527	5	100%	237,876	4.7%
North Central Missouri College	2,456,998	4	80%	91,402	3.7%
Ozarks Technical Community College	10,670,713	4	80%	396,957	3.7%
St. Charles Community College	7,756,527	4	80%	288,547	3.7%
St. Louis Community College	44,201,321	4	80%	1,644,315	3.7%
State Fair Community College	5,345,053	4	80%	198,839	3.7%
Three Rivers Community College	4,405,145	5	100%	204,842	4.7%
<b>Community College Subtotal</b>	<b>133,321,494</b>			<b>5,332,860</b>	<b>4.0%</b>

**NEW DECISION ITEM**

RANK: \_\_\_\_\_ OF 17

<b>Department of Higher Education</b>		<b>Budget Unit</b> <u>55760C</u>			
<b>Higher Education Initiatives</b>					
<b>Funding Based on Improved Outcomes</b>		<b>DI#</b> <u>1555017</u>			
	<b># of</b>				
	<b>Measures</b>				
	<b>Improved</b>				
	<b>(out of 5)</b>				
	<b>% of</b>				
	<b>Measures</b>				
	<b>Improved</b>				
		<b>Governor</b>			
		<b>Rec</b>			
			<b>% Change</b>		
<b>Institution</b>	<b>FY 15 Core</b>				
	<b>Funding</b>				
Linn State Technical College	4,715,538	5	100%	246,896	5.2%
University of Central Missouri	53,941,479	4	80%	2,259,410	4.2%
Southeast Missouri State University	44,351,623	5	100%	2,322,158	5.2%
Missouri State University	75,417,787	5	100%	3,948,717	5.2%
Missouri State University - West Plains	5,621,876	5	100%	294,350	5.2%
Lincoln University	17,638,222	3	60%	554,100	3.1%
Truman State University	40,512,994	5	100%	2,121,175	5.2%
Northwest Missouri State University	30,282,512	5	100%	1,585,529	5.2%
Missouri Southern State University	23,227,051	4	80%	972,896	4.2%
Missouri Western State University	21,586,252	3	60%	678,127	3.1%
Harris-Stowe State University	9,793,757	4	80%	410,225	4.2%
University of Missouri	407,511,996	5	100%	21,336,471	5.2%
<b>Four Year Institution Subtotal</b>	<b>734,601,087</b>			<b>36,730,054</b>	<b>5.0%</b>
<b>Two and Four Year Institutions Total</b>	<b>867,922,581</b>			<b>42,062,914</b>	<b>4.8%</b>

**NEW DECISION ITEM**

RANK: \_\_\_\_\_ OF 17

<b>Department of Higher Education</b>	<b>Budget Unit</b> <u>55760C</u>
<b>Higher Education Initiatives</b>	
<b>Funding Based on Improved Outcomes</b>	<b>DI#</b> <u>1555017</u>

**5. BREAK DOWN THE REQUEST BY BUDGET OBJECT CLASS, JOB CLASS, AND FUND SOURCE. IDENTIFY ONE-TIME COSTS.**

Budget Object Class/Job Class	Dept Req		Dept Req		Dept Req		Dept Req	Dept Req	Dept Req	Dept Req
	GR DOLLARS	GR FTE	FED DOLLARS	FED FTE	OTHER DOLLARS	OTHER FTE	TOTAL DOLLARS	TOTAL FTE	One-Time DOLLARS	
<b>Total PS</b>	<u>0</u>	<u>0.0</u>	<u>0</u>	<u>0.0</u>	<u>0</u>	<u>0.0</u>	<u>0</u>	<u>0.0</u>	<u>0</u>	
<b>Total EE</b>	<u>0</u>		<u>0</u>		<u>0</u>		<u>0</u>		<u>0</u>	
Program Distributions										
<b>Total PSD</b>	<u>0</u>		<u>0</u>		<u>0</u>		<u>0</u>		<u>0</u>	
Transfers										
<b>Total TRF</b>	<u>0</u>		<u>0</u>		<u>0</u>		<u>0</u>		<u>0</u>	
<b>Grand Total</b>	<u>0</u>	<u>0.0</u>	<u>0</u>	<u>0.0</u>	<u>0</u>	<u>0.0</u>	<u>0</u>	<u>0.0</u>	<u>0</u>	

**NEW DECISION ITEM**

RANK: \_\_\_\_\_ OF 17

<b>Department of Higher Education</b>	<b>Budget Unit</b> <u>55760C</u>
<b>Higher Education Initiatives</b>	
<b>Funding Based on Improved Outcomes</b>	<b>DI#</b> <u>1555017</u>

Budget Object Class/Job Class	Gov Rec GR DOLLARS	Gov Rec GR FTE	Gov Rec FED DOLLARS	Gov Rec FED FTE	Gov Rec OTHER DOLLARS	Gov Rec OTHER FTE	Gov Rec TOTAL DOLLARS	Gov Rec TOTAL FTE	Gov Rec One-Time DOLLARS
							0	0.0	
							0	0.0	
<b>Total PS</b>	<u>0</u>	<u>0.0</u>	<u>0</u>	<u>0.0</u>	<u>0</u>	<u>0.0</u>	<u>0</u>	<u>0.0</u>	<u>0</u>
							0		
							0		
							0		
<b>Total EE</b>	<u>0</u>		<u>0</u>		<u>0</u>		<u>0</u>		<u>0</u>
Program Distributions	<u>42,062,914</u>						<u>42,062,914</u>		
<b>Total PSD</b>	<u>42,062,914</u>		<u>0</u>		<u>0</u>		<u>42,062,914</u>		<u>0</u>
Transfers									
<b>Total TRF</b>	<u>0</u>		<u>0</u>		<u>0</u>		<u>0</u>		<u>0</u>
<b>Grand Total</b>	<u>42,062,914</u>	<u>0.0</u>	<u>0</u>	<u>0.0</u>	<u>0</u>	<u>0.0</u>	<u>42,062,914</u>	<u>0.0</u>	<u>0</u>

NEW DECISION ITEM

RANK: \_\_\_\_\_ OF 17

Department of Higher Education	Budget Unit	55760C
Higher Education Initiatives		
Funding Based on Improved Outcomes	DI#	1555017

**6. PERFORMANCE MEASURES (If new decision item has an associated core, separately identify projected performance with & without additional funding.)**

6a. Provide an effectiveness measure.

**Two-Year Institutions**

- Three-year Graduation and Transfer Rate
- Math Developmental Student Success
- English Developmental Student Success
- Licensure/Certification Exam Pass Rates

**Linn State Technical College**

- First-year Retention
- Graduation Rate
- Graduate 180-day Placement Rate
- Major Field Assessment Pass Rate
- Completions per FTE Student

**Four-Year Institutions**

**Each institution can select one of the following two measures:**

- Freshmen to Sophomore Retention
- First-time, full-time completion of 24 credit hours within first academic year

**Each institution can select one of the following two measures:**

- Total Degrees Awarded
- 150% of Time Undergrad Graduation Rate

**Each institution can select one of the following three measures:**

- Quality of Student Learning: General Education
- Quality of Student Learning: Major Fields
- Quality of Student Learning: Professional/Occupational Licensure

Institution-Specific Custom Measure

NEW DECISION ITEM

RANK: \_\_\_\_\_ OF 17

Department of Higher Education	Budget Unit	55760C
Higher Education Initiatives		
Funding Based on Improved Outcomes	DI#	1555017

**6b. Provide an efficiency measure.**

**Two-Year Institutions**

**Each institution can select one of the following responsibility and efficiency measures:**

Responsibility and Efficiency:

- Credit Hours Completed per \$100k of State Appropriations
- Credit Hours Completed per \$100k of State Appropriations & Local Tax Revenues
- E&G Expenditures per Credit Hours Completed
- Instructional Expense per Credit Hours Completed
- Students from Fall Who Return in Spring per Students Enrolling in Fall
- Budgeted revenue (all types) per credit hours completed

**Four-Year Institutions**

**Each institution can select one of the following two measures:**

- Percent of Total E&G Expenditures Expended on Core Mission
- Increase of Educational Revenue per FTE At or Below Increase in CPI

**6c. Provide the number of clients/individuals served, if applicable.**

N/A

**6d. Provide a customer satisfaction measure, if available.**

N/A

**7. STRATEGIES TO ACHIEVE THE PERFORMANCE MEASUREMENT TARGETS:**

In accordance with the performance funding proposal (Funding Based on Improved Outcomes), money is to be distributed to institutions based on their success in improving on or meeting external benchmarks in the measures specified above. It is anticipated that this incentive will enhance the focus of institutions in these areas. Individual institutions are formulating their own strategies to achieve success on these measures.



**DECISION ITEM DETAIL**

Budget Unit	FY 2013	FY 2013	FY 2014	FY 2014	FY 2015	FY 2015	FY 2015	FY 2015
Decision Item	ACTUAL	ACTUAL	BUDGET	BUDGET	DEPT REQ	DEPT REQ	GOV REC	GOV REC
Budget Object Class	DOLLAR	FTE	DOLLAR	FTE	DOLLAR	FTE	DOLLAR	FTE
<b>OUTCOME FUNDING</b>								
Funding for Improved Outcomes - 1555017								
PROGRAM DISTRIBUTIONS	0	0.00	0	0.00	0	0.00	42,062,914	0.00
TOTAL - PD	0	0.00	0	0.00	0	0.00	42,062,914	0.00
<b>GRAND TOTAL</b>	<b>\$0</b>	<b>0.00</b>	<b>\$0</b>	<b>0.00</b>	<b>\$0</b>	<b>0.00</b>	<b>\$42,062,914</b>	<b>0.00</b>
GENERAL REVENUE	\$0	0.00	\$0	0.00	\$0	0.00	\$42,062,914	0.00
FEDERAL FUNDS	\$0	0.00	\$0	0.00	\$0	0.00	\$0	0.00
OTHER FUNDS	\$0	0.00	\$0	0.00	\$0	0.00	\$0	0.00



**DECISION ITEM SUMMARY**

<b>Budget Unit</b>								
<b>Decision Item</b>	<b>FY 2013</b>	<b>FY 2013</b>	<b>FY 2014</b>	<b>FY 2014</b>	<b>FY 2015</b>	<b>FY 2015</b>	<b>FY 2015</b>	<b>FY 2015</b>
<b>Budget Object Summary</b>	<b>ACTUAL</b>	<b>ACTUAL</b>	<b>BUDGET</b>	<b>BUDGET</b>	<b>DEPT REQ</b>	<b>DEPT REQ</b>	<b>GOV REC</b>	<b>GOV REC</b>
<b>Fund</b>	<b>DOLLAR</b>	<b>FTE</b>	<b>DOLLAR</b>	<b>FTE</b>	<b>DOLLAR</b>	<b>FTE</b>	<b>DOLLAR</b>	<b>FTE</b>
<b>COMMUNITY COLLEGE APPROPS</b>								
<b>CORE</b>								
<b>PROGRAM-SPECIFIC</b>								
GENERAL REVENUE	119,661,927	0.00	122,054,657	0.00	122,831,503	0.00	122,831,503	0.00
LOTTERY PROCEEDS	7,228,911	0.00	7,452,485	0.00	10,529,089	0.00	10,489,991	0.00
TOTAL - PD	126,890,838	0.00	129,507,142	0.00	133,360,592	0.00	133,321,494	0.00
<b>TOTAL</b>	<b>126,890,838</b>	<b>0.00</b>	<b>129,507,142</b>	<b>0.00</b>	<b>133,360,592</b>	<b>0.00</b>	<b>133,321,494</b>	<b>0.00</b>
<b>GRAND TOTAL</b>	<b>\$126,890,838</b>	<b>0.00</b>	<b>\$129,507,142</b>	<b>0.00</b>	<b>\$133,360,592</b>	<b>0.00</b>	<b>\$133,321,494</b>	<b>0.00</b>

**CORE DECISION ITEM**

<b>Department of Higher Education</b>					<b>Budget Unit 55770C</b>					
<b>Division of Community Colleges</b>										
<b>Core - Community College Appropriations</b>										
<b>1. CORE FINANCIAL SUMMARY</b>										
<b>FY 2015 Budget Request</b>					<b>FY 2015 Governor's Recommendation</b>					
	<b>GR</b>	<b>Federal</b>	<b>Other</b>	<b>Total</b>		<b>GR</b>	<b>Fed</b>	<b>Other</b>	<b>Total</b>	
PS	0	0	0	0	PS	0	0	0	0	
EE	0	0	0	0	EE	0	0	0	0	
PSD	122,831,503	0	10,529,089	133,360,592	PSD	122,831,503	0	10,489,991	133,321,494	
<b>Total</b>	<b>122,831,503</b>	<b>0</b>	<b>10,529,089</b>	<b>133,360,592</b>	<b>Total</b>	<b>122,831,503</b>	<b>0</b>	<b>10,489,991</b>	<b>133,321,494</b>	
FTE	0.00	0.00	0.00	0.00	FTE	0.00	0.00	0.00	0.00	
<i>Est. Fringe</i>	0	0	0	0	<i>Est. Fringe</i>	0	0	0	0	
<i>Note: Fringes budgeted in House Bill 5 except for certain fringes budgeted directly to MoDOT, Highway Patrol, and Conservation.</i>					<i>Note: Fringes budgeted in House Bill 5 except for certain fringes budgeted directly to MoDOT, Highway Patrol, and Conservation.</i>					
Other Funds: Lottery Proceeds Fund (0291)					Other Funds: Lottery Proceeds Fund (0291)					
<b>2. CORE DESCRIPTION</b>										
<p>The core appropriation provides aid to community colleges. This request is a continuation of the community college base state aid appropriation consisting of general revenue and lottery funds totaling \$133,321,494. Included in this core is funding for maintenance and repair (M&amp;R) purposes. In order to be eligible for state funds for maintenance and repair, local matching funds must be provided on a 50/50 state/local match rate. The department request differs from that of the Governor's recommendations because of updated FY14 performance measure data &amp; corresponding adjustment for one community college.</p> <p><b>As outlined in the core reconciliation detail (#5), a core reallocation was processed to transfer funds designated in FY14 as Funding Based on Improved Outcomes (performance funding) to the institutions' core appropriations.</b></p>										
<b>FY 15</b>										
		<b>*Equity</b>	<b>GR TAFP after</b>		<b>Lottery</b>	<b>Performance Funding</b>				<b>Governor's</b>
<b>Institution</b>	<b>GR TAFP</b>	<b>Adjustment</b>	<b>Equity Adj</b>	<b>M&amp;R TAFP</b>	<b>TAFP</b>	<b>GR</b>	<b>Lottery</b>	<b>Total GR</b>	<b>Total Lottery</b>	<b>Recs</b>
Crowder	\$ 3,809,216	\$ 48,626	\$ 3,857,842	\$ 197,197	\$ 393,492	\$ 21,190	\$ 83,926	\$ 4,076,229	\$ 477,418	\$ 4,553,647
East Central	\$ 4,582,652	\$ 4,372	\$ 4,587,024	\$ 143,895	\$ 258,446	\$ 32,011	\$ 126,781	\$ 4,762,930	\$ 385,227	\$ 5,148,157
Jefferson	\$ 6,525,548	\$ 9,233	\$ 6,534,781	\$ 343,343	\$ 444,315	\$ 23,481	\$ 92,997	\$ 6,901,605	\$ 537,312	\$ 7,438,917
Metropolitan	\$ 27,357,906	\$ (320,895)	\$ 27,037,011	\$ 1,186,906	\$ 1,773,458	\$ 243,376	\$ 963,841	\$ 28,467,293	\$ 2,737,299	\$ 31,204,592
Mineral Area	\$ 4,330,938	\$ 36,776	\$ 4,367,714	\$ 206,159	\$ 260,014	\$ 38,506	\$ 152,504	\$ 4,612,379	\$ 412,518	\$ 5,024,897
Moberly	\$ 4,580,047	\$ 88,590	\$ 4,668,637	\$ 136,555	\$ 193,041	\$ 31,527	\$ 85,767	\$ 4,836,719	\$ 278,808	\$ 5,115,527
North Central	\$ 2,223,001	\$ -	\$ 2,223,001	\$ 49,818	\$ 108,331	\$ 15,289	\$ 60,559	\$ 2,288,108	\$ 168,890	\$ 2,456,998
Ozarks Technical	\$ 9,331,755	\$ 368,256	\$ 9,700,011	\$ 204,347	\$ 448,308	\$ 64,118	\$ 253,929	\$ 9,968,476	\$ 702,237	\$ 10,670,713
St. Charles	\$ 6,934,476	\$ 107,645	\$ 7,042,121	\$ 191,680	\$ 344,253	\$ 35,979	\$ 142,494	\$ 7,269,780	\$ 486,747	\$ 7,756,527
St. Louis	\$ 39,362,571	\$ (435,203)	\$ 38,927,368	\$ 1,421,467	\$ 2,810,964	\$ 209,971	\$ 831,551	\$ 40,558,806	\$ 3,642,515	\$ 44,201,321
State Fair	\$ 4,679,627	\$ 50,148	\$ 4,729,775	\$ 192,306	\$ 220,213	\$ 40,876	\$ 161,883	\$ 4,962,957	\$ 382,096	\$ 5,345,053
Three Rivers	\$ 3,940,202	\$ 42,452	\$ 3,982,654	\$ 123,045	\$ 197,650	\$ 20,522	\$ 81,274	\$ 4,126,221	\$ 278,924	\$ 4,405,145
	\$ 117,657,939	\$ -	\$ 117,657,939	\$ 4,396,718	\$ 7,452,485	\$ 776,846	\$ 3,037,506	\$ 122,831,503	\$ 10,489,991	\$ 133,321,494
*Adjustment to the formula used to distribute core appropriations as proposed and agreed to by community college presidents and chancellors										

**CORE DECISION ITEM**

<b>Department of Higher Education</b>	<b>Budget Unit 55770C</b>
<b>Division of Community Colleges</b>	
<b>Core - Community College Appropriations</b>	

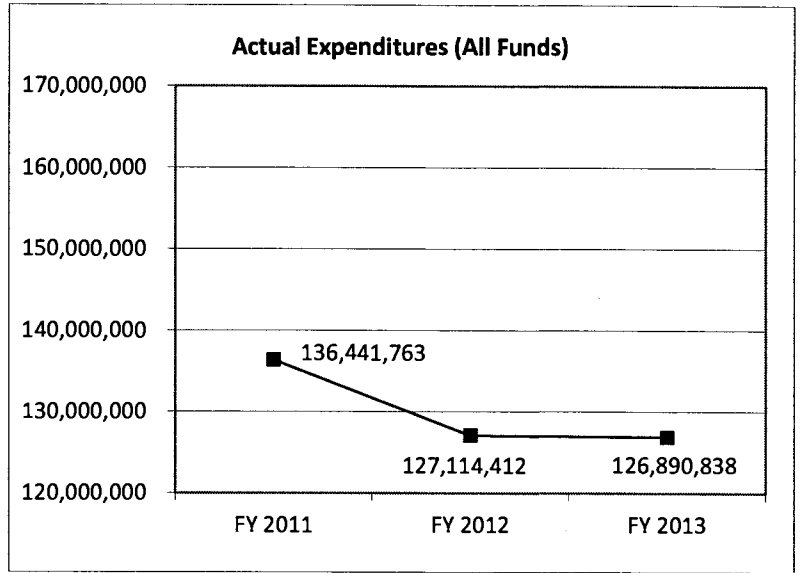
**3. PROGRAM LISTING (list programs included in this core funding)**

Community Colleges State Aid, including Maintenance and Repair

**4. FINANCIAL HISTORY**

	FY 2011 Actual	FY 2012 Actual	FY 2013 Actual	FY 2014 Current Yr.
Appropriation (All Funds)	140,891,501	132,667,206	130,815,295	129,507,142
Less Reverted (All Funds)	(4,449,738)	(5,552,794)	(3,924,457)	N/A
Budget Authority (All Funds)	136,441,763	127,114,412	126,890,838	N/A
Actual Expenditures (All Funds)	136,441,763	127,114,412	126,890,838	N/A
Unexpended (All Funds)	0	0	0	N/A
Unexpended, by Fund:				
General Revenue	0	0	0	N/A
Federal	0	0	0	N/A
Other	0	0	0	N/A

(1)



Reverted includes Governor's standard 3 percent reserve (when applicable) and any extraordinary expenditure restrictions.

**NOTES:** (1) See Funding Based on Improved Outcomes under the Higher Education Initiatives tab for performance funding data.

**CORE RECONCILIATION DETAIL**

**DEPARTMENT OF HIGHER EDUCATION  
COMMUNITY COLLEGE APPROPS**

**5. CORE RECONCILIATION DETAIL**

			<b>Budget Class</b>	<b>FTE</b>	<b>GR</b>	<b>Federal</b>	<b>Other</b>	<b>Total</b>	<b>Explanation</b>
<b>TAFP AFTER VETOES</b>									
			PD	0.00	122,054,657	0	7,452,485	129,507,142	
			<b>Total</b>	<b>0.00</b>	<b>122,054,657</b>	<b>0</b>	<b>7,452,485</b>	<b>129,507,142</b>	
<b>DEPARTMENT CORE ADJUSTMENTS</b>									
Core Reallocation	1043 2492		PD	0.00	0	0	83,926	83,926	Reallocation of performance funding to institution core
Core Reallocation	1043 2493		PD	0.00	32,011	0	0	32,011	Reallocation of performance funding to institution core
Core Reallocation	1043 2494		PD	0.00	0	0	126,781	126,781	Reallocation of performance funding to institution core
Core Reallocation	1043 2495		PD	0.00	23,481	0	0	23,481	Reallocation of performance funding to institution core
Core Reallocation	1043 2496		PD	0.00	0	0	92,997	92,997	Reallocation of performance funding to institution core
Core Reallocation	1043 2497		PD	0.00	243,376	0	0	243,376	Reallocation of performance funding to institution core
Core Reallocation	1043 2498		PD	0.00	0	0	963,841	963,841	Reallocation of performance funding to institution core
Core Reallocation	1043 2499		PD	0.00	38,506	0	0	38,506	Reallocation of performance funding to institution core
Core Reallocation	1043 2500		PD	0.00	0	0	152,504	152,504	Reallocation of performance funding to institution core
Core Reallocation	1043 2501		PD	0.00	31,527	0	0	31,527	Reallocation of performance funding to institution core
Core Reallocation	1043 2502		PD	0.00	0	0	124,865	124,865	Reallocation of performance funding to institution core

**CORE RECONCILIATION DETAIL**

**DEPARTMENT OF HIGHER EDUCATION  
COMMUNITY COLLEGE APPROPS**

**5. CORE RECONCILIATION DETAIL**

		Budget Class	FTE	GR	Federal	Other	Total	Explanation
<b>DEPARTMENT CORE ADJUSTMENTS</b>								
Core Reallocation	1043	2503	PD	0.00	15,289	0	0	15,289 Reallocation of performance funding to institution core
Core Reallocation	1043	2504	PD	0.00	0	0	60,559	60,559 Reallocation of performance funding to institution core
Core Reallocation	1043	2508	PD	0.00	64,118	0	0	64,118 Reallocation of performance funding to institution core
Core Reallocation	1043	2511	PD	0.00	0	0	253,929	253,929 Reallocation of performance funding to institution core
Core Reallocation	1043	2512	PD	0.00	35,979	0	0	35,979 Reallocation of performance funding to institution core
Core Reallocation	1043	2513	PD	0.00	0	0	142,494	142,494 Reallocation of performance funding to institution core
Core Reallocation	1043	2515	PD	0.00	209,971	0	0	209,971 Reallocation of performance funding to institution core
Core Reallocation	1043	2516	PD	0.00	0	0	831,551	831,551 Reallocation of performance funding to institution core
Core Reallocation	1043	2517	PD	0.00	40,876	0	0	40,876 Reallocation of performance funding to institution core
Core Reallocation	1043	2518	PD	0.00	0	0	161,883	161,883 Reallocation of performance funding to institution core
Core Reallocation	1043	2519	PD	0.00	20,522	0	0	20,522 Reallocation of performance funding to institution core
Core Reallocation	1043	2520	PD	0.00	0	0	81,274	81,274 Reallocation of performance funding to institution core

**CORE RECONCILIATION DETAIL**

**DEPARTMENT OF HIGHER EDUCATION  
COMMUNITY COLLEGE APPROPS**

**5. CORE RECONCILIATION DETAIL**

		<b>Budget Class</b>	<b>FTE</b>	<b>GR</b>	<b>Federal</b>	<b>Other</b>	<b>Total</b>	<b>Explanation</b>
<b>DEPARTMENT CORE ADJUSTMENTS</b>								
Core Reallocation	1043 2489	PD	0.00	21,190	0	0	21,190	Reallocation of performance funding to institution core
<b>NET DEPARTMENT CHANGES</b>			<b>0.00</b>	<b>776,846</b>	<b>0</b>	<b>3,076,604</b>	<b>3,853,450</b>	
<b>DEPARTMENT CORE REQUEST</b>								
		PD	0.00	122,831,503	0	10,529,089	133,360,592	
<b>Total</b>			<b>0.00</b>	<b>122,831,503</b>	<b>0</b>	<b>10,529,089</b>	<b>133,360,592</b>	
<b>GOVERNOR'S ADDITIONAL CORE ADJUSTMENTS</b>								
Core Reallocation	1043 2502	PD	0.00	0	0	(39,098)	(39,098)	Reallocation of performance funding to institution core
<b>NET GOVERNOR CHANGES</b>			<b>0.00</b>	<b>0</b>	<b>0</b>	<b>(39,098)</b>	<b>(39,098)</b>	
<b>GOVERNOR'S RECOMMENDED CORE</b>								
		PD	0.00	122,831,503	0	10,489,991	133,321,494	
<b>Total</b>			<b>0.00</b>	<b>122,831,503</b>	<b>0</b>	<b>10,489,991</b>	<b>133,321,494</b>	



**DECISION ITEM DETAIL**

Budget Unit	FY 2013	FY 2013	FY 2014	FY 2014	FY 2015	FY 2015	FY 2015	FY 2015
Decision Item	ACTUAL	ACTUAL	BUDGET	BUDGET	DEPT REQ	DEPT REQ	GOV REC	GOV REC
Budget Object Class	DOLLAR	FTE	DOLLAR	FTE	DOLLAR	FTE	DOLLAR	FTE
<b>COMMUNITY COLLEGE APPROPS</b>								
<b>CORE</b>								
PROGRAM DISTRIBUTIONS	126,890,838	0.00	129,507,142	0.00	133,360,592	0.00	133,321,494	0.00
TOTAL - PD	126,890,838	0.00	129,507,142	0.00	133,360,592	0.00	133,321,494	0.00
<b>GRAND TOTAL</b>	<b>\$126,890,838</b>	<b>0.00</b>	<b>\$129,507,142</b>	<b>0.00</b>	<b>\$133,360,592</b>	<b>0.00</b>	<b>\$133,321,494</b>	<b>0.00</b>
GENERAL REVENUE	\$119,661,927	0.00	\$122,054,657	0.00	\$122,831,503	0.00	\$122,831,503	0.00
FEDERAL FUNDS	\$0	0.00	\$0	0.00	\$0	0.00	\$0	0.00
OTHER FUNDS	\$7,228,911	0.00	\$7,452,485	0.00	\$10,529,089	0.00	\$10,489,991	0.00

**PROGRAM DESCRIPTION**

**Department of Higher Education**

**Community College Appropriations**

**Program is found in the following core budget(s): Community College Appropriations**

**1. What does this program do?**

State Aid is allocated to each of the 12 public community college districts in the Missouri system according to a distribution model agreed upon by all Community Colleges and the Missouri Department of Higher Education.

**2. What is the authorization for this program, i.e., federal or state statute, etc.? (Include the federal program number, if applicable.)**

Section 163.191.1, RSMo

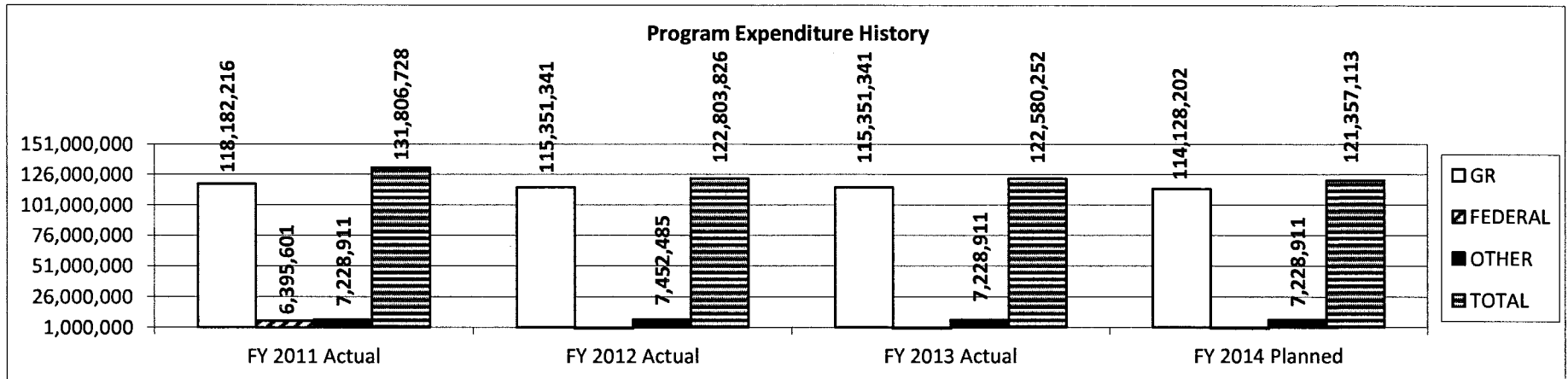
**3. Are there federal matching requirements? If yes, please explain.**

No

**4. Is this a federally mandated program? If yes, please explain.**

No

**5. Provide actual expenditures for the prior three fiscal years and planned expenditures for the current fiscal year.**



Maintenance and repair (M&R) expenditures are not reflected in these totals; they are included in the M&R Program Description that follows.

**PROGRAM DESCRIPTION**

**Department of Higher Education**

**Community College Appropriations**

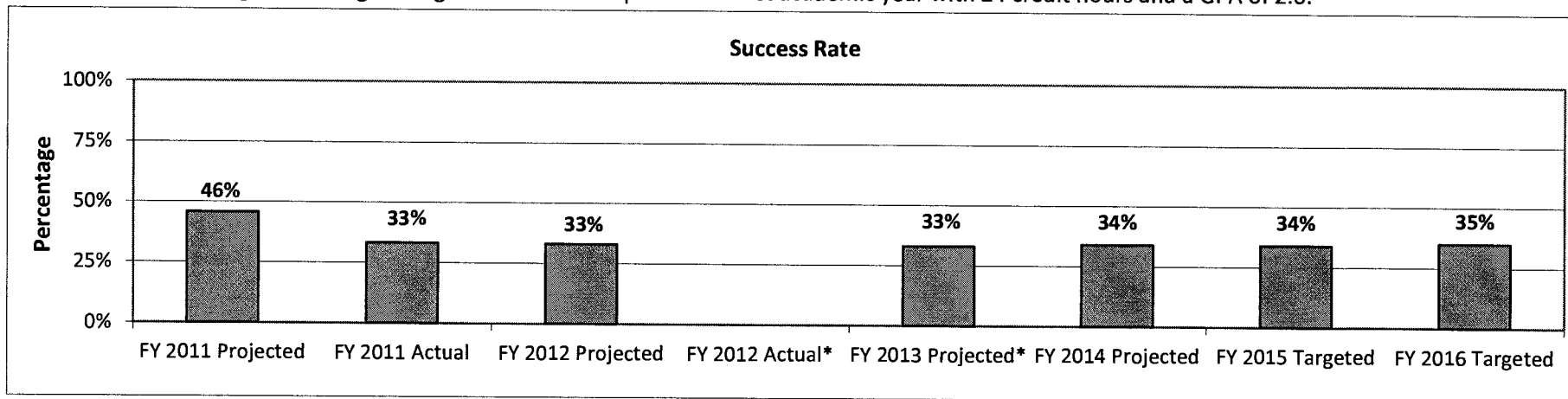
**Program is found in the following core budget(s): Community College Appropriations**

**6. What are the sources of the "Other " funds?**

Lottery Proceeds Fund (0291)

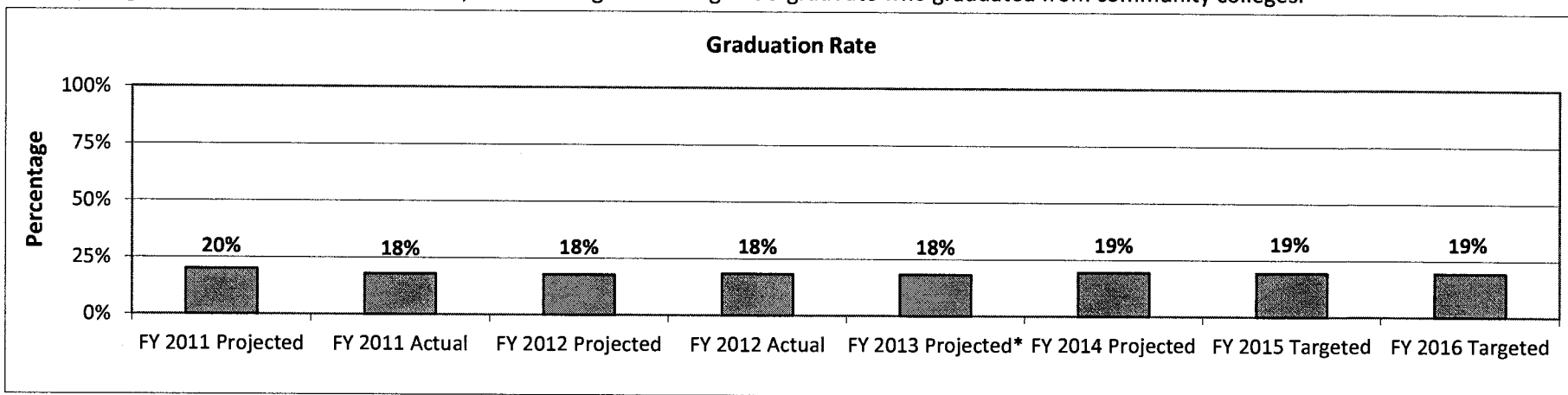
**7a. Provide an effectiveness measure.**

First-time, full-time degree-seeking undergraduate who completed the first academic year with 24 credit hours and a GPA of 2.0.



\*Actual data not currently available

Three-year graduation rate of each first-time, full-time degree-seeking undergraduate who graduated from community colleges.



\*Actual data not currently available

**PROGRAM DESCRIPTION**

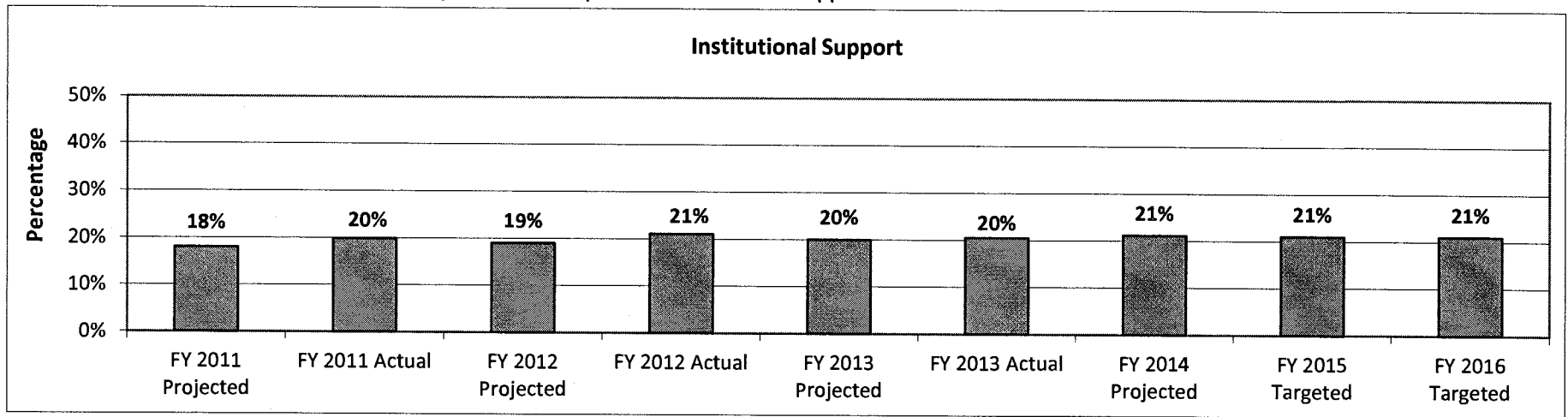
**Department of Higher Education**

**Community College Appropriations**

**Program is found in the following core budget(s): Community College Appropriations**

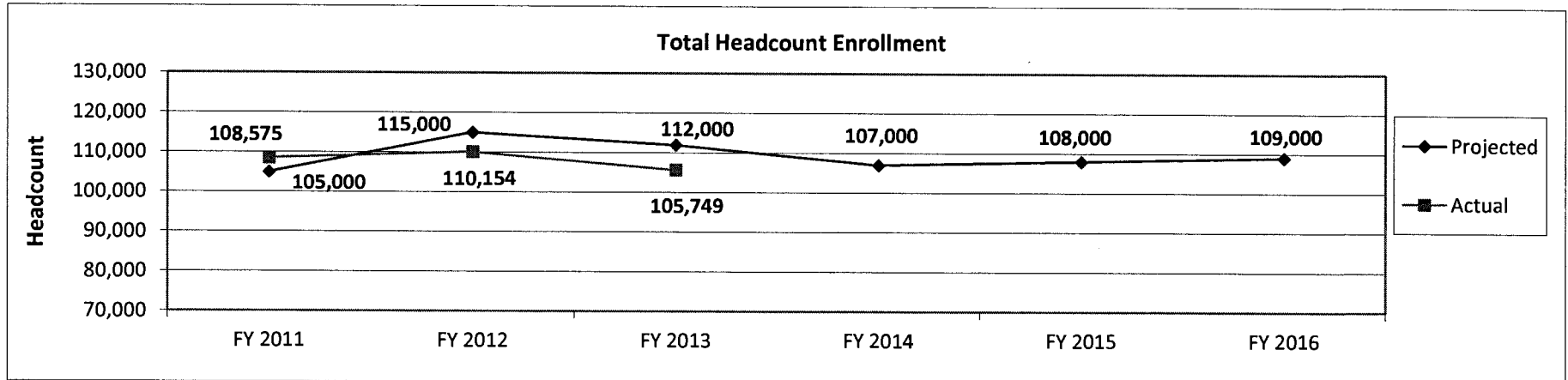
**7b. Provide an efficiency measure.**

What percent of total E&G unrestricted expenditures is spent on institutional support?



**7c. Provide the number of clients/individuals served, if applicable.**

Total headcount enrollment at Missouri public community colleges.



**7d. Provide a customer satisfaction measure, if available.**

N/A

**PROGRAM DESCRIPTION**

**Department of Higher Education**

**Community Colleges Maintenance and Repair**

Program is found in the following core budget(s): **Maintenance and Repair for Community Colleges**

**1. What does this program do?**

This allows for operating appropriations to be made available to community colleges for the cost of maintenance and repair of facilities and grounds, including surface parking areas, and purchases of equipment and furniture. Statute directs the Coordinating Board for Higher Education (CBHE) to provide reimbursement for specific maintenance, repair, and equipment projects at specific community college districts, in an amount of fifty percent of the cost of a given project as approved by the CBHE. Only salaries or portions of salaries paid which are directly related to approved projects may be included as eligible maintenance and repair match. Each community college must provide proof that a fifty percent share of the cost or maintenance and repair projects has been provided by the district.

**2. What is the authorization for this program, i.e., federal or state statute, etc.? (Include the federal program number, if applicable.)**

Section 163.191.2, RSMo

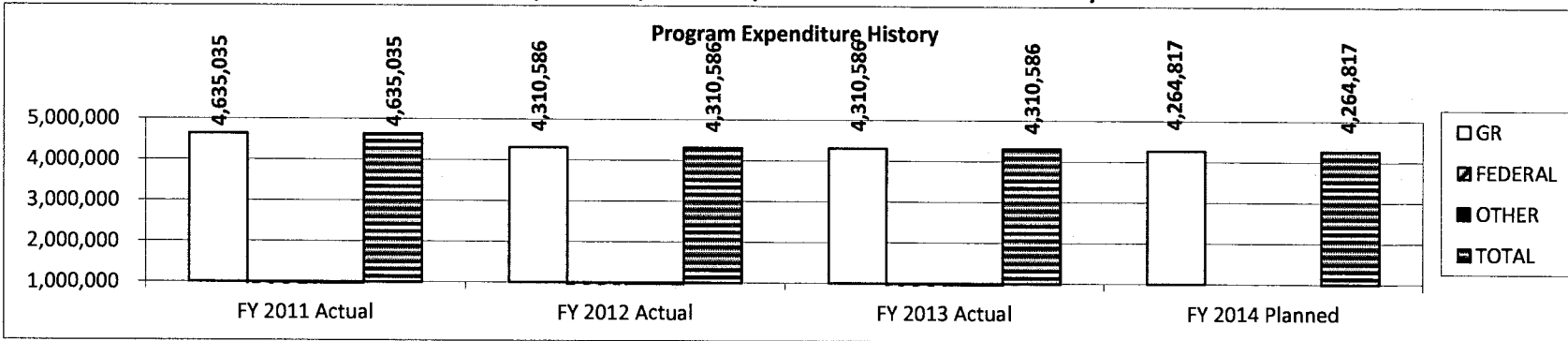
**3. Are there federal matching requirements? If yes, please explain.**

No

**4. Is this a federally mandated program? If yes, please explain.**

No

**5. Provide actual expenditures for the prior three fiscal years and planned expenditures for the current fiscal year.**



**6. What are the sources of the "Other " funds?**

N/A

**PROGRAM DESCRIPTION**

<b>Department of Higher Education</b>
<b>Community Colleges Maintenance and Repair</b>
<b>Program is found in the following core budget(s): Maintenance and Repair for Community Colleges</b>
<b>7a. Provide an effectiveness measure.</b> N/A
<b>7b. Provide an efficiency measure.</b> N/A
<b>7c. Provide the number of clients/individuals served, if applicable.</b> N/A
<b>7d. Provide a customer satisfaction measure, if available.</b> N/A

**DECISION ITEM SUMMARY**

Budget Unit									
Decision Item	FY 2013	FY 2013	FY 2014	FY 2014	FY 2015	FY 2015	FY 2015	FY 2015	FY 2015
Budget Object Summary	ACTUAL	ACTUAL	BUDGET	BUDGET	DEPT REQ	DEPT REQ	GOV REC	GOV REC	GOV REC
Fund	DOLLAR	FTE	DOLLAR	FTE	DOLLAR	FTE	DOLLAR	FTE	FTE
<b>CC TAX REFUND OFFSET</b>									
<b>CORE</b>									
PROGRAM-SPECIFIC									
DEBT OFFSET ESCROW	1,300,000	0.00	1,300,000	0.00	1,300,000	0.00	1,300,000	0.00	0.00
TOTAL - PD	1,300,000	0.00	1,300,000	0.00	1,300,000	0.00	1,300,000	0.00	0.00
<b>TOTAL</b>	<b>1,300,000</b>	<b>0.00</b>	<b>1,300,000</b>	<b>0.00</b>	<b>1,300,000</b>	<b>0.00</b>	<b>1,300,000</b>	<b>0.00</b>	<b>0.00</b>
<b>NDI - CC'S TAX REFUND OFFSET - 1555002</b>									
PROGRAM-SPECIFIC									
DEBT OFFSET ESCROW	0	0.00	0	0.00	1,256,000	0.00	1,256,000	0.00	0.00
TOTAL - PD	0	0.00	0	0.00	1,256,000	0.00	1,256,000	0.00	0.00
<b>TOTAL</b>	<b>0</b>	<b>0.00</b>	<b>0</b>	<b>0.00</b>	<b>1,256,000</b>	<b>0.00</b>	<b>1,256,000</b>	<b>0.00</b>	<b>0.00</b>
<b>GRAND TOTAL</b>	<b>\$1,300,000</b>	<b>0.00</b>	<b>\$1,300,000</b>	<b>0.00</b>	<b>\$2,556,000</b>	<b>0.00</b>	<b>\$2,556,000</b>	<b>0.00</b>	<b>0.00</b>

**CORE DECISION ITEM**

<b>Department of Higher Education</b>					<b>Budget Unit 55780C</b>				
<b>Division of Community Colleges</b>									
<b>Core - Tax Refund Offset</b>									
<b>1. CORE FINANCIAL SUMMARY</b>									
	<b>FY 2015 Budget Request</b>					<b>FY 2015 Governor's Recommendation</b>			
	<b>GR</b>	<b>Federal</b>	<b>Other</b>	<b>Total</b>		<b>GR</b>	<b>Fed</b>	<b>Other</b>	<b>Total</b>
PS	0	0	0	0	PS	0	0	0	0
EE	0	0	0	0	EE	0	0	0	0
PSD	0	0	1,300,000	1,300,000	PSD	0	0	1,300,000	1,300,000
<b>Total</b>	<b>0</b>	<b>0</b>	<b>1,300,000</b>	<b>1,300,000</b>	<b>Total</b>	<b>0</b>	<b>0</b>	<b>1,300,000</b>	<b>1,300,000</b>
FTE	0.00	0.00	0.00	0.00	FTE	0.00	0.00	0.00	0.00
<b>Est. Fringe</b>	<b>0</b>	<b>0</b>	<b>0</b>	<b>0</b>	<b>Est. Fringe</b>	<b>0</b>	<b>0</b>	<b>0</b>	<b>0</b>
<i>Note: Fringes budgeted in House Bill 5 except for certain fringes budgeted directly to MoDOT, Highway Patrol, and Conservation.</i>					<i>Note: Fringes budgeted in House Bill 5 except for certain fringes budgeted directly to MoDOT, Highway Patrol, and Conservation.</i>				
Other Funds:	Debt Offset Escrow (0753)				Other Funds:	Debt Offset Escrow (0753)			
Notes:					Notes:				
<b>2. CORE DESCRIPTION</b>									
<p>HB 1237 (1996) expanded Section 143.782, RSMo, to allow community colleges to participate in the Debt Offset Program under the authority of the Missouri Department of Revenue. Under the program, community colleges may intercept Missouri income tax refunds of students who owe them money.</p> <p><b>A new decision item is being requested for an additional \$1,256,000 for this program.</b></p>									



**CORE DECISION ITEM**

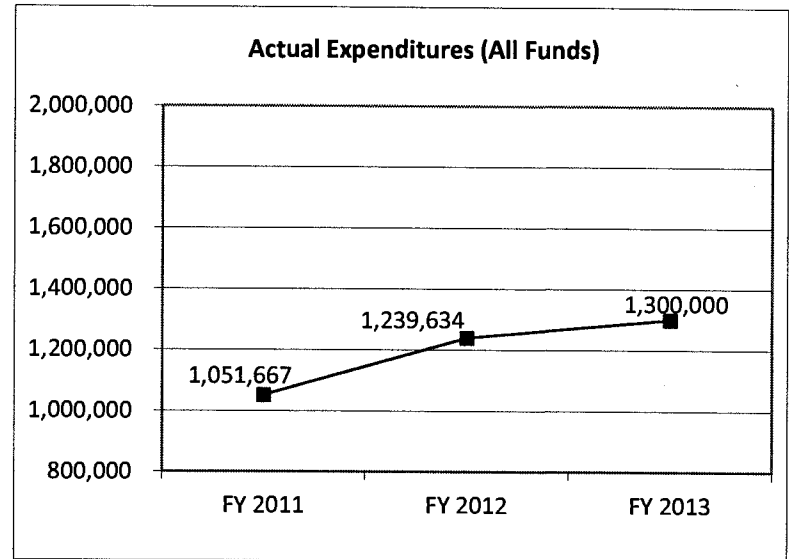
<b>Department of Higher Education</b>	<b>Budget Unit 55780C</b>
<b>Division of Community Colleges</b>	
<b>Core - Tax Refund Offset</b>	

**3. PROGRAM LISTING (list programs included in this core funding)**

Community Colleges Tax Refund Offset

**4. FINANCIAL HISTORY**

	FY 2011 Actual	FY 2012 Actual	FY 2013 Actual	FY 2014 Current Yr.
Appropriation (All Funds)	1,061,707	1,340,000	1,300,000	1,300,000
Less Reverted (All Funds)	0	0	0	N/A
Budget Authority (All Funds)	1,061,707	1,340,000	1,300,000	N/A
Actual Expenditures (All Funds)	1,051,667	1,239,634	1,300,000	N/A
Unexpended (All Funds)	10,040	100,366	0	N/A
Unexpended, by Fund:				
General Revenue	0	0	0	N/A
Federal	0	0	0	N/A
Other	10,040	100,366	0	N/A
	(1)	(1)	(2)	



Reverted includes Governor's standard 3 percent reserve (when applicable) and any extraordinary expenditure restrictions.

- NOTES:**
- (1) Original debt offset appropriation of \$250,000 was increased by \$811,707 in FY 11 and \$1,090,000 in FY 12.
  - (2) Includes additional spending authority of \$1,050,000 due to the removal of the estimated appropriation by the legislature

**CORE RECONCILIATION DETAIL**

**DEPARTMENT OF HIGHER EDUCATION**

**CC TAX REFUND OFFSET**

**5. CORE RECONCILIATION DETAIL**

	<b>Budget Class</b>	<b>FTE</b>	<b>GR</b>	<b>Federal</b>	<b>Other</b>	<b>Total</b>	<b>Explanation</b>
<b>TAFP AFTER VETOES</b>							
	PD	0.00	0	0	1,300,000	1,300,000	
	<b>Total</b>	<b>0.00</b>	<b>0</b>	<b>0</b>	<b>1,300,000</b>	<b>1,300,000</b>	
<b>DEPARTMENT CORE REQUEST</b>							
	PD	0.00	0	0	1,300,000	1,300,000	
	<b>Total</b>	<b>0.00</b>	<b>0</b>	<b>0</b>	<b>1,300,000</b>	<b>1,300,000</b>	
<b>GOVERNOR'S RECOMMENDED CORE</b>							
	PD	0.00	0	0	1,300,000	1,300,000	
	<b>Total</b>	<b>0.00</b>	<b>0</b>	<b>0</b>	<b>1,300,000</b>	<b>1,300,000</b>	

**DECISION ITEM DETAIL**

Budget Unit	FY 2013	FY 2013	FY 2014	FY 2014	FY 2015	FY 2015	FY 2015	FY 2015
Decision Item	ACTUAL	ACTUAL	BUDGET	BUDGET	DEPT REQ	DEPT REQ	GOV REC	GOV REC
Budget Object Class	DOLLAR	FTE	DOLLAR	FTE	DOLLAR	FTE	DOLLAR	FTE
<b>CC TAX REFUND OFFSET</b>								
<b>CORE</b>								
REFUNDS	1,300,000	0.00	1,300,000	0.00	1,300,000	0.00	1,300,000	0.00
TOTAL - PD	1,300,000	0.00	1,300,000	0.00	1,300,000	0.00	1,300,000	0.00
<b>GRAND TOTAL</b>	<b>\$1,300,000</b>	<b>0.00</b>	<b>\$1,300,000</b>	<b>0.00</b>	<b>\$1,300,000</b>	<b>0.00</b>	<b>\$1,300,000</b>	<b>0.00</b>
GENERAL REVENUE	\$0	0.00	\$0	0.00	\$0	0.00	\$0	0.00
FEDERAL FUNDS	\$0	0.00	\$0	0.00	\$0	0.00	\$0	0.00
OTHER FUNDS	\$1,300,000	0.00	\$1,300,000	0.00	\$1,300,000	0.00	\$1,300,000	0.00

**NEW DECISION ITEM**

RANK: 5 OF 17

Department of Higher Education	Budget Unit	55780C
Division of Community Colleges		
DI Name - Tax Refund Offset	DI#	1555002

**1. AMOUNT OF REQUEST**

	FY 2015 Budget Request					FY 2015 Governor's Recommendation			
	GR	Federal	Other	Total		GR	Federal	Other	Total
PS	0	0	0	0	PS	0	0	0	0
EE	0	0	0	0	EE	0	0	0	0
PSD	0	0	1,256,000	1,256,000	PSD	0	0	1,256,000	1,256,000
TRF	0	0	0	0	TRF	0	0	0	0
<b>Total</b>	<b>0</b>	<b>0</b>	<b>1,256,000</b>	<b>1,256,000</b>	<b>Total</b>	<b>0</b>	<b>0</b>	<b>1,256,000</b>	<b>1,256,000</b>
FTE	0.00	0.00	0.00	0.00	FTE	0.00	0.00	0.00	0.00

<i>Est. Fringe</i>	0	0	0	0
--------------------	---	---	---	---

*Note: Fringes budgeted in House Bill 5 except for certain fringes budgeted directly to MoDOT, Highway Patrol, and Conservation.*

<i>Est. Fringe</i>	0	0	0	0
--------------------	---	---	---	---

*Note: Fringes budgeted in House Bill 5 except for certain fringes budgeted directly to MoDOT, Highway Patrol, and Conservation.*

Other Funds: Debt Offset Escrow Fund (0753)

Other Funds: Debt Offset Escrow Fund (0753)

**2. THIS REQUEST CAN BE CATEGORIZED AS:**

<input type="checkbox"/> New Legislation	<input type="checkbox"/> New Program	<input type="checkbox"/> Fund Switch
<input type="checkbox"/> Federal Mandate	<input type="checkbox"/> Program Expansion	<input checked="" type="checkbox"/> Cost to Continue
<input type="checkbox"/> GR Pick-Up	<input type="checkbox"/> Space Request	<input type="checkbox"/> Equipment Replacement
<input type="checkbox"/> Pay Plan	<input type="checkbox"/> Other: _____	

**NEW DECISION ITEM**

RANK: 5 OF 17

Department of Higher Education	Budget Unit	55780C
Division of Community Colleges		
DI Name - Tax Refund Offset	DI#	1555002

**3. WHY IS THIS FUNDING NEEDED? PROVIDE AN EXPLANATION FOR ITEMS CHECKED IN #2. INCLUDE THE FEDERAL OR STATE STATUTORY OR CONSTITUTIONAL AUTHORIZATION FOR THIS PROGRAM.**

Section 143.781, RSMo

In both FY13 and FY14, the MDHE received appropriation authority of \$1,300,000 for purposes of payment of income tax refunds set off against debt owed to Missouri's public community colleges by the taxpayer. This threshold was surpassed in FY13, causing the excess to be paid from the FY14 debt offset appropriation. It is anticipated that this will again cause a shortfall in the current appropriation and that there will be increased growth in the amount of debt owed to institutions. As a result, the department is seeking \$1,256,000 in additional funds for continuation of this program.

**4. DESCRIBE THE DETAILED ASSUMPTIONS USED TO DERIVE THE SPECIFIC REQUESTED AMOUNT. (How did you determine that the requested number of FTE were appropriate? From what source or standard did you derive the requested levels of funding? Were alternatives such as outsourcing or automation considered? If based on new legislation, does request tie to TAFP fiscal note? If not, explain why. Detail which portions of the request are one-times and how those amounts were calculated.)**

The estimated amount requested was derived from a historical analysis of the amounts claimed by community colleges in prior fiscal years for these purposes and an assumption of 30% growth for both FY14 and FY15.

FY13 Debt Offset Total	\$1,512,473.44
FY14 Projection	\$1,966,215.47
FY15 Projection	\$2,556,080.11
Current FY14 Appropriation	\$1,300,000.00
FY15 Projected Need	\$1,256,080.11

Request rounded to \$1,256,000

**NEW DECISION ITEM**

RANK: 5 OF 17

Department of Higher Education	Budget Unit	55780C
Division of Community Colleges		
DI Name - Tax Refund Offset	DI#	1555002

**5. BREAK DOWN THE REQUEST BY BUDGET OBJECT CLASS, JOB CLASS, AND FUND SOURCE. IDENTIFY ONE-TIME COSTS.**

Budget Object Class/Job Class	Dept Req		Dept Req		Dept Req		Dept Req		Dept Req	Dept Req	Dept Req
	GR	Dept Req	FED	Dept Req	OTHER	Dept Req	TOTAL	TOTAL	One-Time		
	DOLLARS	GR	FTE	DOLLARS	FED	FTE	DOLLARS	OTHER FTE	DOLLARS	FTE	DOLLARS
Total PS	0	0.0	0	0	0.0	0	0.0	0	0	0.0	0
Total EE	0			0			0		0		0
Program Distributions							1,256,000		1,256,000		
Total PSD	0			0			1,256,000		1,256,000		0
Transfers											
Total TRF	0			0			0		0		0
<b>Grand Total</b>	<b>0</b>	<b>0.0</b>	<b>0</b>	<b>0</b>	<b>0.0</b>	<b>1,256,000</b>	<b>0.0</b>	<b>1,256,000</b>	<b>0.0</b>	<b>0</b>	<b>0</b>

**NEW DECISION ITEM**

RANK: 5 OF 17

<b>Department of Higher Education</b>		<b>Budget Unit</b> <u>55780C</u>									
<b>Division of Community Colleges</b>											
<b>DI Name - Tax Refund Offset</b>		<b>DI#</b> <u>1555002</u>									
<b>Budget Object Class/Job Class</b>	<b>Gov Rec GR DOLLARS</b>	<b>Gov Rec GR FTE</b>	<b>Gov Rec FED DOLLARS</b>	<b>Gov Rec FED FTE</b>	<b>Gov Rec OTHER DOLLARS</b>	<b>Gov Rec OTHER FTE</b>	<b>Gov Rec TOTAL DOLLARS</b>	<b>Gov Rec TOTAL FTE</b>	<b>Gov Rec One-Time DOLLARS</b>		
<b>Total PS</b>	<u>0</u>	<u>0.0</u>	<u>0</u>	<u>0.0</u>	<u>0</u>	<u>0.0</u>	<u>0</u>	<u>0.0</u>	<u>0</u>	<u>0.0</u>	<u>0</u>
<b>Total EE</b>	<u>0</u>		<u>0</u>		<u>0</u>		<u>0</u>		<u>0</u>		<u>0</u>
<b>Program Distributions</b>					<u>1,256,000</u>		<u>1,256,000</u>				
<b>Total PSD</b>	<u>0</u>		<u>0</u>		<u>1,256,000</u>		<u>1,256,000</u>				<u>0</u>
<b>Transfers</b>											
<b>Total TRF</b>	<u>0</u>		<u>0</u>		<u>0</u>		<u>0</u>		<u>0</u>		<u>0</u>
<b>Grand Total</b>	<u>0</u>	<u>0.0</u>	<u>0</u>	<u>0.0</u>	<u>1,256,000</u>	<u>0.0</u>	<u>1,256,000</u>	<u>0.0</u>	<u>0</u>	<u>0.0</u>	<u>0</u>

**NEW DECISION ITEM**

RANK: 5 OF 17

Department of Higher Education	Budget Unit	<u>55780C</u>
Division of Community Colleges		
DI Name - Tax Refund Offset	DI#	<u>1555002</u>

**6. PERFORMANCE MEASURES (If new decision item has an associated core, separately identify projected performance with & without additional funding.)**

6a. Provide an effectiveness measure.  
N/A

6b. Provide an efficiency measure.  
N/A

6c. Provide the number of clients/individuals served, if applicable.  
N/A

6d. Provide a customer satisfaction measure, if  
N/A

**7. STRATEGIES TO ACHIEVE THE PERFORMANCE MEASUREMENT TARGETS:**



**DECISION ITEM DETAIL**

Budget Unit	FY 2013	FY 2013	FY 2014	FY 2014	FY 2015	FY 2015	FY 2015	FY 2015
Decision Item	ACTUAL	ACTUAL	BUDGET	BUDGET	DEPT REQ	DEPT REQ	GOV REC	GOV REC
Budget Object Class	DOLLAR	FTE	DOLLAR	FTE	DOLLAR	FTE	DOLLAR	FTE
<b>CC TAX REFUND OFFSET</b>								
<b>NDI - CC'S TAX REFUND OFFSET - 1555002</b>								
REFUNDS	0	0.00	0	0.00	1,256,000	0.00	1,256,000	0.00
TOTAL - PD	0	0.00	0	0.00	1,256,000	0.00	1,256,000	0.00
<b>GRAND TOTAL</b>	<b>\$0</b>	<b>0.00</b>	<b>\$0</b>	<b>0.00</b>	<b>\$1,256,000</b>	<b>0.00</b>	<b>\$1,256,000</b>	<b>0.00</b>
GENERAL REVENUE	\$0	0.00	\$0	0.00	\$0	0.00	\$0	0.00
FEDERAL FUNDS	\$0	0.00	\$0	0.00	\$0	0.00	\$0	0.00
OTHER FUNDS	\$0	0.00	\$0	0.00	\$1,256,000	0.00	\$1,256,000	0.00

***THIS PAGE INTENTIONALLY LEFT BLANK***



**DECISION ITEM SUMMARY**

Budget Unit	FY 2013	FY 2013	FY 2014	FY 2014	FY 2015	FY 2015	FY 2015	FY 2015
Decision Item	ACTUAL	ACTUAL	BUDGET	BUDGET	DEPT REQ	DEPT REQ	GOV REC	GOV REC
Budget Object Summary	DOLLAR	FTE	DOLLAR	FTE	DOLLAR	FTE	DOLLAR	FTE
Fund	DOLLAR	FTE	DOLLAR	FTE	DOLLAR	FTE	DOLLAR	FTE
<b>LINN STATE TECHNICAL COLLEGE</b>								
<b>CORE</b>								
<b>PROGRAM-SPECIFIC</b>								
GENERAL REVENUE	4,070,391	0.00	4,150,111	0.00	4,179,321	0.00	4,179,321	0.00
LOTTERY PROCEEDS	407,912	0.00	420,528	0.00	536,217	0.00	536,217	0.00
DEBT OFFSET ESCROW	0	0.00	30,000	0.00	30,000	0.00	30,000	0.00
TOTAL - PD	4,478,303	0.00	4,600,639	0.00	4,745,538	0.00	4,745,538	0.00
<b>TOTAL</b>	<b>4,478,303</b>	<b>0.00</b>	<b>4,600,639</b>	<b>0.00</b>	<b>4,745,538</b>	<b>0.00</b>	<b>4,745,538</b>	<b>0.00</b>
<b>GRAND TOTAL</b>	<b>\$4,478,303</b>	<b>0.00</b>	<b>\$4,600,639</b>	<b>0.00</b>	<b>\$4,745,538</b>	<b>0.00</b>	<b>\$4,745,538</b>	<b>0.00</b>

**CORE DECISION ITEM**

<b>Department of Higher Education</b>	<b>Budget Unit</b> 57502C
<b>Division of Linn State Technical College</b>	
<b>Core - State Aid for Linn State Technical College</b>	

**1. CORE FINANCIAL SUMMARY**

	FY 2015 Budget Request			
	GR	Federal	Other	Total
PS	0	0	0	0
EE	0	0	0	0
PSD	4,179,321	0	566,217	4,745,538
<b>Total</b>	<b>4,179,321</b>	<b>0</b>	<b>566,217</b>	<b>4,745,538</b>
FTE	0.00	0.00	0.00	0.00

<b>Est. Fringe</b>	0	0	0	0
--------------------	---	---	---	---

*Note: Fringes budgeted in House Bill 5 except for certain fringes budgeted directly to MoDOT, Highway Patrol, and Conservation.*

Other Funds: Lottery Proceeds Fund (0291) \$536,217;  
Debt Offset Escrow (0753) \$30,000

Notes:

	FY 2015 Governor's Recommendation			
	GR	Federal	Other	Total
PS	0	0	0	0
EE	0	0	0	0
PSD	4,179,321	0	566,217	4,745,538
<b>Total</b>	<b>4,179,321</b>	<b>0</b>	<b>566,217</b>	<b>4,745,538</b>
FTE	0.00	0.00	0.00	0.00

<b>Est. Fringe</b>	0	0	0	0
--------------------	---	---	---	---

*Note: Fringes budgeted in House Bill 5 except for certain fringes budgeted directly to MoDOT, Highway Patrol, and Conservation.*

Other Funds: Lottery Proceeds Fund (0291) \$536,217;  
Debt Offset Escrow (0753) \$30,000

Notes:

**2. CORE DESCRIPTION**

The CBHE is responsible for reviewing the institutional budgets and preparing appropriation recommendations annually for Linn State Technical College (LSTC). This FY 2015 core request includes \$4,179,321 General Revenue Funds, \$536,217 Lottery Proceeds Funds and \$30,000 from Other sources. As outlined in the core reconciliation detail (#5), a core reallocation was processed to transfer \$144,899 designated as Funding Based on Improved Outcomes (performance funding) to the institution's core appropriation.

GR		Lottery		Total GR	Total Lottery	Debt Offset	FY 15 Total Core
Core	Performance Funding	Core	Performance Funding				
4,150,111	29,210	420,528	115,689	4,179,321	536,217	30,000	<b>4,745,538</b>

**CORE DECISION ITEM**

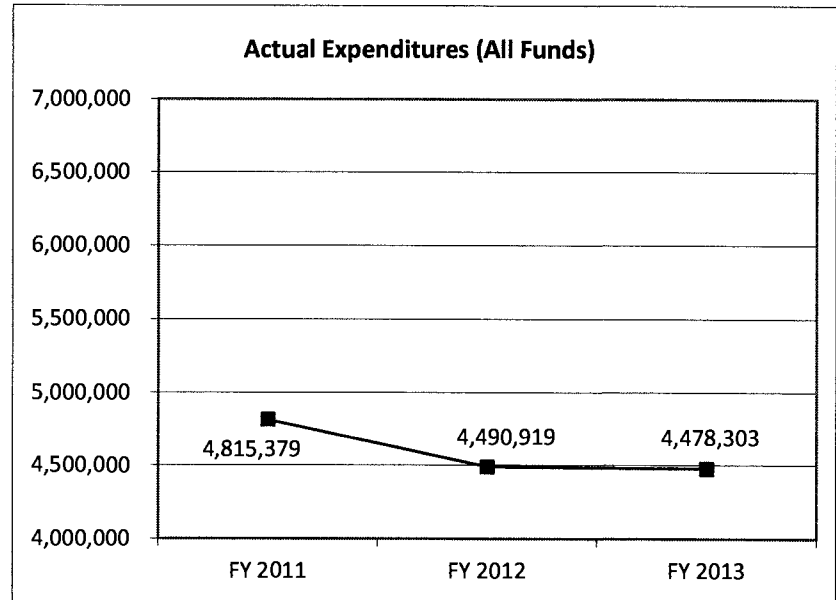
<b>Department of Higher Education</b>	<b>Budget Unit</b> 57502C
<b>Division of Linn State Technical College</b>	
<b>Core - State Aid for Linn State Technical College</b>	

**3. PROGRAM LISTING (list programs included in this core funding)**

Linn State Technical College

**4. FINANCIAL HISTORY**

	FY 2011 Actual	FY 2012 Actual	FY 2013 Actual	FY 2014 Current Yr.
Appropriation (All Funds)	5,002,422	4,712,166	4,646,807	4,600,639
Less Reverted (All Funds)	(157,043)	(191,247)	(138,504)	N/A
Budget Authority (All Funds)	4,845,379	4,520,919	4,508,303	N/A
Actual Expenditures (All Funds)	4,815,379	4,490,919	4,478,303	N/A
Unexpended (All Funds)	30,000	30,000	30,000	N/A
<b>Unexpended, by Fund:</b>				
General Revenue	0	0	0	N/A
Federal	0	0	0	N/A
Other	30,000	30,000	30,000	N/A



Reverted includes Governor's standard 3 percent reserve (when applicable) and any extraordinary expenditure restrictions.

**NOTES:**

**CORE RECONCILIATION DETAIL**

**DEPARTMENT OF HIGHER EDUCATION**

**LINN STATE TECHNICAL COLLEGE**

**5. CORE RECONCILIATION DETAIL**

		<b>Budget Class</b>	<b>FTE</b>	<b>GR</b>	<b>Federal</b>	<b>Other</b>	<b>Total</b>	<b>Explanation</b>
<b>TAFP AFTER VETOES</b>								
		PD	0.00	4,150,111	0	450,528	4,600,639	
		<b>Total</b>	<b>0.00</b>	<b>4,150,111</b>	<b>0</b>	<b>450,528</b>	<b>4,600,639</b>	
<b>DEPARTMENT CORE ADJUSTMENTS</b>								
Core Reallocation	1044 6227	PD	0.00	0	0	115,689	115,689	Reallocation of performance funding to institution core
Core Reallocation	1044 2733	PD	0.00	29,210	0	0	29,210	Reallocation of performance funding to institution core
		<b>NET DEPARTMENT CHANGES</b>	<b>0.00</b>	<b>29,210</b>	<b>0</b>	<b>115,689</b>	<b>144,899</b>	
<b>DEPARTMENT CORE REQUEST</b>								
		PD	0.00	4,179,321	0	566,217	4,745,538	
		<b>Total</b>	<b>0.00</b>	<b>4,179,321</b>	<b>0</b>	<b>566,217</b>	<b>4,745,538</b>	
<b>GOVERNOR'S RECOMMENDED CORE</b>								
		PD	0.00	4,179,321	0	566,217	4,745,538	
		<b>Total</b>	<b>0.00</b>	<b>4,179,321</b>	<b>0</b>	<b>566,217</b>	<b>4,745,538</b>	

**DECISION ITEM DETAIL**

Budget Unit	FY 2013	FY 2013	FY 2014	FY 2014	FY 2015	FY 2015	FY 2015	FY 2015
Decision Item	ACTUAL	ACTUAL	BUDGET	BUDGET	DEPT REQ	DEPT REQ	GOV REC	GOV REC
Budget Object Class	DOLLAR	FTE	DOLLAR	FTE	DOLLAR	FTE	DOLLAR	FTE
<b>LINN STATE TECHNICAL COLLEGE</b>								
<b>CORE</b>								
PROGRAM DISTRIBUTIONS	4,478,303	0.00	4,570,639	0.00	4,715,538	0.00	4,715,538	0.00
REFUNDS	0	0.00	30,000	0.00	30,000	0.00	30,000	0.00
<b>TOTAL - PD</b>	<b>4,478,303</b>	<b>0.00</b>	<b>4,600,639</b>	<b>0.00</b>	<b>4,745,538</b>	<b>0.00</b>	<b>4,745,538</b>	<b>0.00</b>
<b>GRAND TOTAL</b>	<b>\$4,478,303</b>	<b>0.00</b>	<b>\$4,600,639</b>	<b>0.00</b>	<b>\$4,745,538</b>	<b>0.00</b>	<b>\$4,745,538</b>	<b>0.00</b>
GENERAL REVENUE	\$4,070,391	0.00	\$4,150,111	0.00	\$4,179,321	0.00	\$4,179,321	0.00
FEDERAL FUNDS	\$0	0.00	\$0	0.00	\$0	0.00	\$0	0.00
OTHER FUNDS	\$407,912	0.00	\$450,528	0.00	\$566,217	0.00	\$566,217	0.00



**PROGRAM DESCRIPTION**

**Department of Higher Education**

**Linn State Technical College**

**Program is found in the following core budget(s): State Aid for Linn State Technical College**

**1. What does this program do?**

This funding is for the operation of the state's only public technical institution - Linn State Technical College.

**2. What is the authorization for this program, i.e., federal or state statute, etc.? (Include the federal program number, if applicable.)**

Section 178.631, RSMo

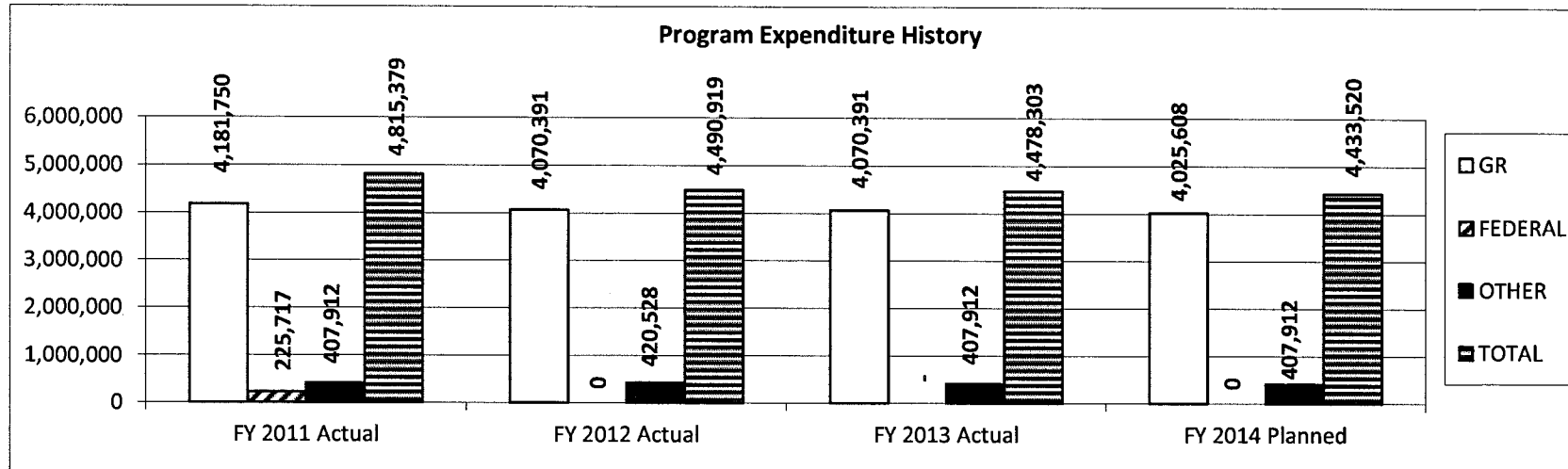
**3. Are there federal matching requirements? If yes, please explain.**

No

**4. Is this a federally mandated program? If yes, please explain.**

No

**5. Provide actual expenditures for the prior three fiscal years and planned expenditures for the current fiscal year.**



**6. What are the sources of the "Other " funds?**

Lottery Proceeds Fund (0291), Debt Offset Escrow (0753)

**PROGRAM DESCRIPTION**

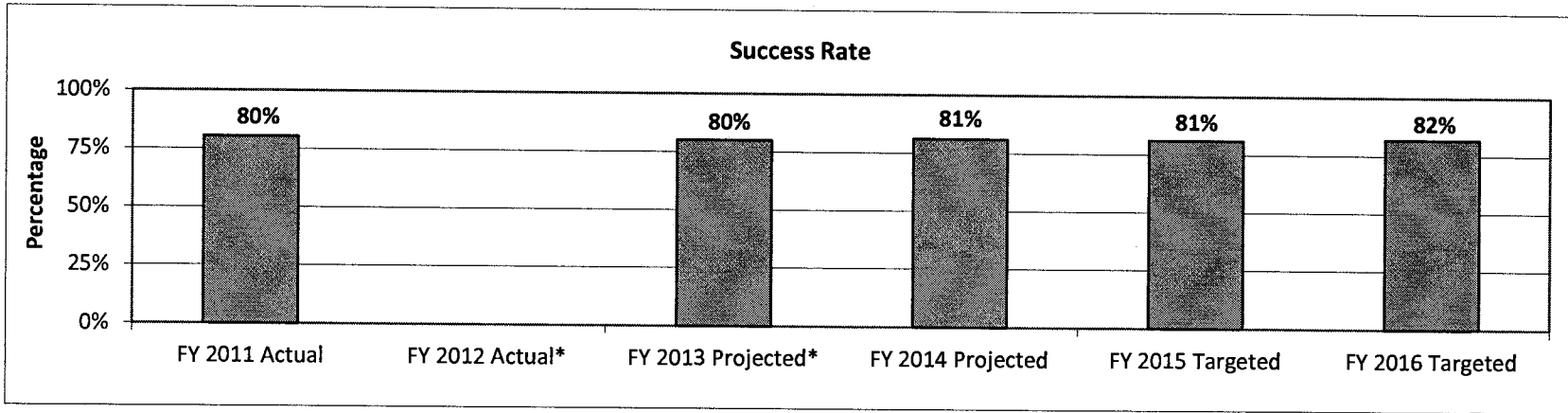
**Department of Higher Education**

**Linn State Technical College**

**Program is found in the following core budget(s): State Aid for Linn State Technical College**

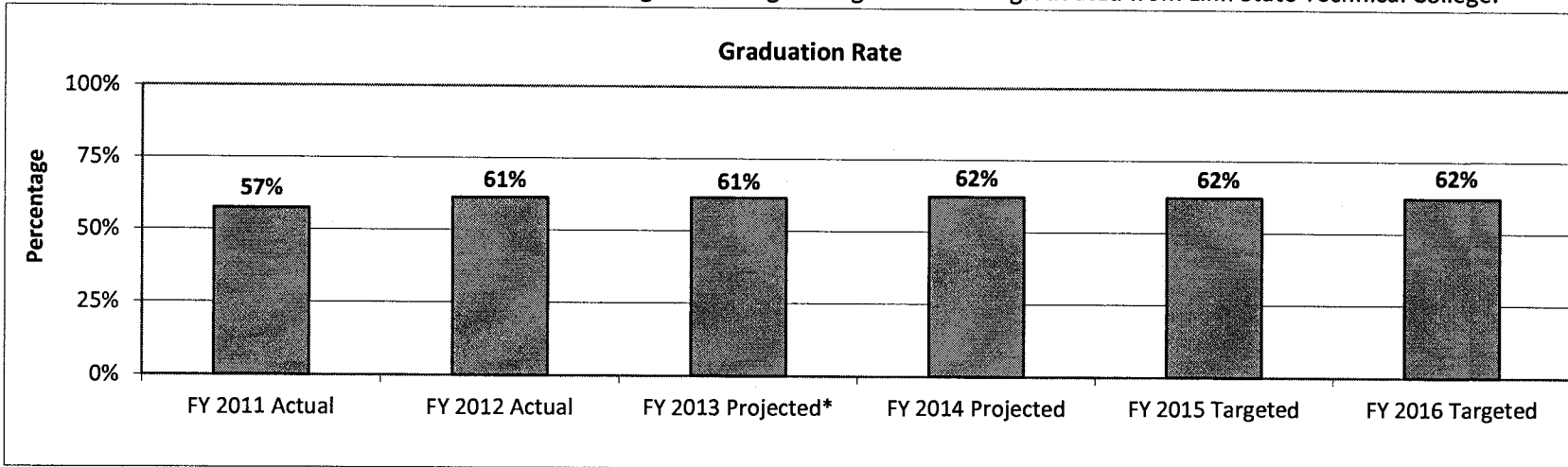
**7a. Provide an effectiveness measure.**

First-time, full-time degree-seeking undergraduate who completed the first academic year with 24 credit hours and a GPA of 2.0.



\*Actual data not currently available

Three-year graduation rate of each first-time, full-time degree-seeking undergraduate who graduated from Linn State Technical College.



\*Actual data not currently available

**PROGRAM DESCRIPTION**

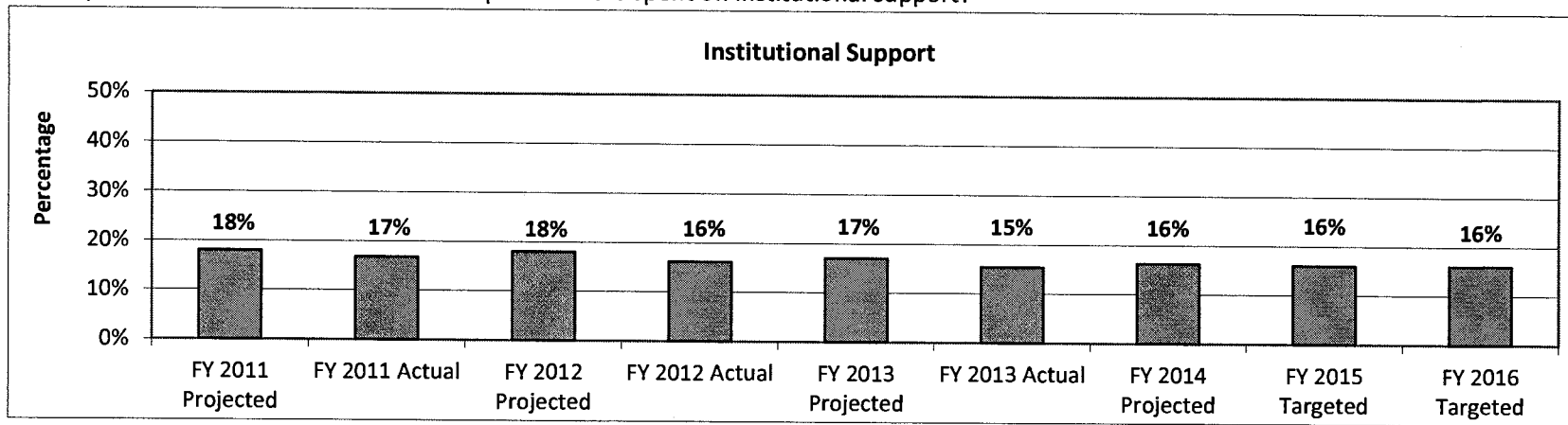
**Department of Higher Education**

**Linn State Technical College**

**Program is found in the following core budget(s): State Aid for Linn State Technical College**


**7b. Provide an efficiency measure.**

What percent of total E&G unrestricted expenditures is spent on institutional support?



**7c. Provide the number of clients/individuals served, if applicable.**

Total headcount enrollment at Linn State Technical College.



**7d. Provide a customer satisfaction measure, if available.**

N/A



**DECISION ITEM SUMMARY**

<b>Budget Unit</b>								
<b>Decision Item</b>	<b>FY 2013</b>	<b>FY 2013</b>	<b>FY 2014</b>	<b>FY 2014</b>	<b>FY 2015</b>	<b>FY 2015</b>	<b>FY 2015</b>	<b>FY 2015</b>
<b>Budget Object Summary</b>	<b>ACTUAL</b>	<b>ACTUAL</b>	<b>BUDGET</b>	<b>BUDGET</b>	<b>DEPT REQ</b>	<b>DEPT REQ</b>	<b>GOV REC</b>	<b>GOV REC</b>
<b>Fund</b>	<b>DOLLAR</b>	<b>FTE</b>	<b>DOLLAR</b>	<b>FTE</b>	<b>DOLLAR</b>	<b>FTE</b>	<b>DOLLAR</b>	<b>FTE</b>
<b>UNIVERSITY OF CENTRAL MO</b>								
<b>CORE</b>								
<b>PROGRAM-SPECIFIC</b>								
GENERAL REVENUE	46,759,524	0.00	47,621,547	0.00	47,890,520	0.00	47,890,520	0.00
LOTTERY PROCEEDS	4,836,144	0.00	4,985,715	0.00	6,050,959	0.00	6,050,959	0.00
DEBT OFFSET ESCROW	153,283	0.00	200,000	0.00	200,000	0.00	200,000	0.00
TOTAL - PD	51,748,951	0.00	52,807,262	0.00	54,141,479	0.00	54,141,479	0.00
<b>TOTAL</b>	<b>51,748,951</b>	<b>0.00</b>	<b>52,807,262</b>	<b>0.00</b>	<b>54,141,479</b>	<b>0.00</b>	<b>54,141,479</b>	<b>0.00</b>
<b>GRAND TOTAL</b>	<b>\$51,748,951</b>	<b>0.00</b>	<b>\$52,807,262</b>	<b>0.00</b>	<b>\$54,141,479</b>	<b>0.00</b>	<b>\$54,141,479</b>	<b>0.00</b>

**DECISION ITEM SUMMARY**

<b>Budget Unit</b>								
<b>Decision Item</b>	<b>FY 2013</b>	<b>FY 2013</b>	<b>FY 2014</b>	<b>FY 2014</b>	<b>FY 2015</b>	<b>FY 2015</b>	<b>FY 2015</b>	<b>FY 2015</b>
<b>Budget Object Summary</b>	<b>ACTUAL</b>	<b>ACTUAL</b>	<b>BUDGET</b>	<b>BUDGET</b>	<b>DEPT REQ</b>	<b>DEPT REQ</b>	<b>GOV REC</b>	<b>GOV REC</b>
<b>Fund</b>	<b>DOLLAR</b>	<b>FTE</b>	<b>DOLLAR</b>	<b>FTE</b>	<b>DOLLAR</b>	<b>FTE</b>	<b>DOLLAR</b>	<b>FTE</b>
<b>SOUTHEAST MO STATE UNIVERSITY</b>								
<b>CORE</b>								
<b>PROGRAM-SPECIFIC</b>								
GENERAL REVENUE	38,520,804	0.00	39,194,711	0.00	39,415,866	0.00	39,415,866	0.00
LOTTERY PROCEEDS	3,938,098	0.00	4,059,895	0.00	4,935,757	0.00	4,935,757	0.00
DEBT OFFSET ESCROW	89,516	0.00	200,000	0.00	200,000	0.00	200,000	0.00
TOTAL - PD	<u>42,548,418</u>	<u>0.00</u>	<u>43,454,606</u>	<u>0.00</u>	<u>44,551,623</u>	<u>0.00</u>	<u>44,551,623</u>	<u>0.00</u>
<b>TOTAL</b>	<b>42,548,418</b>	<b>0.00</b>	<b>43,454,606</b>	<b>0.00</b>	<b>44,551,623</b>	<b>0.00</b>	<b>44,551,623</b>	<b>0.00</b>
<b>GRAND TOTAL</b>	<b>\$42,548,418</b>	<b>0.00</b>	<b>\$43,454,606</b>	<b>0.00</b>	<b>\$44,551,623</b>	<b>0.00</b>	<b>\$44,551,623</b>	<b>0.00</b>

**DECISION ITEM SUMMARY**

Budget Unit									
Decision Item	FY 2013	FY 2013	FY 2014	FY 2014	FY 2015	FY 2015	FY 2015	FY 2015	FY 2015
Budget Object Summary	ACTUAL	ACTUAL	BUDGET	BUDGET	DEPT REQ	DEPT REQ	GOV REC	GOV REC	GOV REC
Fund	DOLLAR	FTE	DOLLAR	FTE	DOLLAR	FTE	DOLLAR	FTE	FTE
<b>MISSOURI STATE UNIVERSITY</b>									
<b>CORE</b>									
PROGRAM-SPECIFIC									
GENERAL REVENUE	69,517,459	0.00	70,874,054	0.00	71,369,544	0.00	71,369,544		0.00
LOTTERY PROCEEDS	7,445,147	0.00	7,675,409	0.00	9,637,746	0.00	9,670,119		0.00
DEBT OFFSET ESCROW	200,000	0.00	200,000	0.00	200,000	0.00	200,000		0.00
TOTAL - PD	<u>77,162,606</u>	<u>0.00</u>	<u>78,749,463</u>	<u>0.00</u>	<u>81,207,290</u>	<u>0.00</u>	<u>81,239,663</u>		<u>0.00</u>
<b>TOTAL</b>	<b>77,162,606</b>	<b>0.00</b>	<b>78,749,463</b>	<b>0.00</b>	<b>81,207,290</b>	<b>0.00</b>	<b>81,239,663</b>		<b>0.00</b>
<b>NDI - MSU TAX REFUND OFFSET - 1555003</b>									
PROGRAM-SPECIFIC									
DEBT OFFSET ESCROW	0	0.00	0	0.00	100,000	0.00	100,000		0.00
TOTAL - PD	<u>0</u>	<u>0.00</u>	<u>0</u>	<u>0.00</u>	<u>100,000</u>	<u>0.00</u>	<u>100,000</u>		<u>0.00</u>
<b>TOTAL</b>	<b>0</b>	<b>0.00</b>	<b>0</b>	<b>0.00</b>	<b>100,000</b>	<b>0.00</b>	<b>100,000</b>		<b>0.00</b>
<b>GRAND TOTAL</b>	<b>\$77,162,606</b>	<b>0.00</b>	<b>\$78,749,463</b>	<b>0.00</b>	<b>\$81,307,290</b>	<b>0.00</b>	<b>\$81,339,663</b>		<b>0.00</b>

**DECISION ITEM SUMMARY**

Budget Unit									
Decision Item	FY 2013	FY 2013	FY 2014	FY 2014	FY 2015	FY 2015	FY 2015	FY 2015	FY 2015
Budget Object Summary	ACTUAL	ACTUAL	BUDGET	BUDGET	DEPT REQ	DEPT REQ	GOV REC	GOV REC	GOV REC
Fund	DOLLAR	FTE	DOLLAR	FTE	DOLLAR	FTE	DOLLAR	FTE	FTE
<b>LINCOLN UNIVERSITY</b>									
<b>CORE</b>									
PROGRAM-SPECIFIC									
GENERAL REVENUE	15,459,016	0.00	15,757,777	0.00	15,824,150	0.00	15,824,150	0.00	0.00
LOTTERY PROCEEDS	1,504,669	0.00	1,551,205	0.00	1,814,072	0.00	1,814,072	0.00	0.00
DEBT OFFSET ESCROW	16,367	0.00	200,000	0.00	200,000	0.00	200,000	0.00	0.00
TOTAL - PD	<u>16,980,052</u>	<u>0.00</u>	<u>17,508,982</u>	<u>0.00</u>	<u>17,838,222</u>	<u>0.00</u>	<u>17,838,222</u>	<u>0.00</u>	<u>0.00</u>
<b>TOTAL</b>	<b>16,980,052</b>	<b>0.00</b>	<b>17,508,982</b>	<b>0.00</b>	<b>17,838,222</b>	<b>0.00</b>	<b>17,838,222</b>	<b>0.00</b>	<b>0.00</b>
<b>GRAND TOTAL</b>	<b>\$16,980,052</b>	<b>0.00</b>	<b>\$17,508,982</b>	<b>0.00</b>	<b>\$17,838,222</b>	<b>0.00</b>	<b>\$17,838,222</b>	<b>0.00</b>	<b>0.00</b>



**DECISION ITEM SUMMARY**

Budget Unit	FY 2013	FY 2013	FY 2014	FY 2014	FY 2015	FY 2015	FY 2015	FY 2015
Decision Item	ACTUAL	ACTUAL	BUDGET	BUDGET	DEPT REQ	DEPT REQ	GOV REC	GOV REC
Budget Object Summary	DOLLAR	FTE	DOLLAR	FTE	DOLLAR	FTE	DOLLAR	FTE
Fund	DOLLAR	FTE	DOLLAR	FTE	DOLLAR	FTE	DOLLAR	FTE
<b>TRUMAN STATE UNIVERSITY</b>								
<b>CORE</b>								
PROGRAM-SPECIFIC								
GENERAL REVENUE	35,059,196	0.00	35,734,815	0.00	35,936,829	0.00	35,936,829	0.00
LOTTERY PROCEEDS	3,662,826	0.00	3,776,109	0.00	4,576,165	0.00	4,576,165	0.00
DEBT OFFSET ESCROW	3,254	0.00	200,000	0.00	200,000	0.00	200,000	0.00
TOTAL - PD	38,725,276	0.00	39,710,924	0.00	40,712,994	0.00	40,712,994	0.00
<b>TOTAL</b>	<b>38,725,276</b>	<b>0.00</b>	<b>39,710,924</b>	<b>0.00</b>	<b>40,712,994</b>	<b>0.00</b>	<b>40,712,994</b>	<b>0.00</b>
<b>GRAND TOTAL</b>	<b>\$38,725,276</b>	<b>0.00</b>	<b>\$39,710,924</b>	<b>0.00</b>	<b>\$40,712,994</b>	<b>0.00</b>	<b>\$40,712,994</b>	<b>0.00</b>

**DECISION ITEM SUMMARY**

Budget Unit									
Decision Item	FY 2013	FY 2013	FY 2014	FY 2014	FY 2015	FY 2015	FY 2015	FY 2015	FY 2015
Budget Object Summary	ACTUAL	ACTUAL	BUDGET	BUDGET	DEPT REQ	DEPT REQ	GOV REC	GOV REC	GOV REC
Fund	DOLLAR	FTE	DOLLAR	FTE	DOLLAR	FTE	DOLLAR	FTE	FTE
<b>NORTHWEST MO STATE UNIVERSITY</b>									
<b>CORE</b>									
<b>PROGRAM-SPECIFIC</b>									
GENERAL REVENUE	26,282,662	0.00	26,752,181	0.00	26,939,772	0.00	26,939,772	0.00	0.00
LOTTERY PROCEEDS	2,521,811	0.00	2,599,805	0.00	3,342,740	0.00	3,342,740	0.00	0.00
DEBT OFFSET ESCROW	76,352	0.00	200,000	0.00	200,000	0.00	200,000	0.00	0.00
TOTAL - PD	28,880,825	0.00	29,551,986	0.00	30,482,512	0.00	30,482,512	0.00	0.00
<b>TOTAL</b>	<b>28,880,825</b>	<b>0.00</b>	<b>29,551,986</b>	<b>0.00</b>	<b>30,482,512</b>	<b>0.00</b>	<b>30,482,512</b>	<b>0.00</b>	<b>0.00</b>
<b>GRAND TOTAL</b>	<b>\$28,880,825</b>	<b>0.00</b>	<b>\$29,551,986</b>	<b>0.00</b>	<b>\$30,482,512</b>	<b>0.00</b>	<b>\$30,482,512</b>	<b>0.00</b>	<b>0.00</b>

**DECISION ITEM SUMMARY**

Budget Unit									
Decision Item	FY 2013	FY 2013	FY 2014	FY 2014	FY 2015	FY 2015	FY 2015	FY 2015	FY 2015
Budget Object Summary	ACTUAL	ACTUAL	BUDGET	BUDGET	DEPT REQ	DEPT REQ	GOV REC	GOV REC	GOV REC
Fund	DOLLAR	FTE	DOLLAR	FTE	DOLLAR	FTE	DOLLAR	FTE	FTE
<b>MO SOUTHERN STATE UNIVERSITY</b>									
<b>CORE</b>									
PROGRAM-SPECIFIC									
GENERAL REVENUE	20,311,835	0.00	20,679,721	0.00	20,795,540	0.00	20,795,540	0.00	0.00
LOTTERY PROCEEDS	1,913,635	0.00	1,972,820	0.00	2,431,511	0.00	2,431,511	0.00	0.00
DEBT OFFSET ESCROW	8,584	0.00	200,000	0.00	200,000	0.00	200,000	0.00	0.00
TOTAL - PD	22,234,054	0.00	22,852,541	0.00	23,427,051	0.00	23,427,051	0.00	0.00
<b>TOTAL</b>	<b>22,234,054</b>	<b>0.00</b>	<b>22,852,541</b>	<b>0.00</b>	<b>23,427,051</b>	<b>0.00</b>	<b>23,427,051</b>	<b>0.00</b>	<b>0.00</b>
<b>GRAND TOTAL</b>	<b>\$22,234,054</b>	<b>0.00</b>	<b>\$22,852,541</b>	<b>0.00</b>	<b>\$23,427,051</b>	<b>0.00</b>	<b>\$23,427,051</b>	<b>0.00</b>	<b>0.00</b>

**DECISION ITEM SUMMARY**

Budget Unit									
Decision Item	FY 2013	FY 2013	FY 2014	FY 2014	FY 2015	FY 2015	FY 2015	FY 2015	FY 2015
Budget Object Summary	ACTUAL	ACTUAL	BUDGET	BUDGET	DEPT REQ	DEPT REQ	GOV REC	GOV REC	GOV REC
Fund	DOLLAR	FTE	DOLLAR	FTE	DOLLAR	FTE	DOLLAR	FTE	FTE
<b>MO WESTERN STATE UNIVERSITY</b>									
<b>CORE</b>									
PROGRAM-SPECIFIC									
GENERAL REVENUE	18,763,579	0.00	19,084,288	0.00	19,191,925	0.00	19,191,925	0.00	0.00
LOTTERY PROCEEDS	1,908,998	0.00	1,968,039	0.00	2,394,327	0.00	2,394,327	0.00	0.00
DEBT OFFSET ESCROW	171,754	0.00	200,000	0.00	200,000	0.00	200,000	0.00	0.00
TOTAL - PD	20,844,331	0.00	21,252,327	0.00	21,786,252	0.00	21,786,252	0.00	0.00
<b>TOTAL</b>	<b>20,844,331</b>	<b>0.00</b>	<b>21,252,327</b>	<b>0.00</b>	<b>21,786,252</b>	<b>0.00</b>	<b>21,786,252</b>	<b>0.00</b>	<b>0.00</b>
<b>GRAND TOTAL</b>	<b>\$20,844,331</b>	<b>0.00</b>	<b>\$21,252,327</b>	<b>0.00</b>	<b>\$21,786,252</b>	<b>0.00</b>	<b>\$21,786,252</b>	<b>0.00</b>	<b>0.00</b>

**DECISION ITEM SUMMARY**

Budget Unit									
Decision Item	FY 2013	FY 2013	FY 2014	FY 2014	FY 2015	FY 2015	FY 2015	FY 2015	FY 2015
Budget Object Summary	ACTUAL	ACTUAL	BUDGET	BUDGET	DEPT REQ	DEPT REQ	GOV REC	GOV REC	GOV REC
Fund	DOLLAR	FTE	DOLLAR	FTE	DOLLAR	FTE	DOLLAR	FTE	FTE
<b>HARRIS STOWE STATE UNIVERSITY</b>									
<b>CORE</b>									
<b>PROGRAM-SPECIFIC</b>									
GENERAL REVENUE	8,419,597	0.00	8,584,110	0.00	8,644,778	0.00	8,644,778		0.00
LOTTERY PROCEEDS	881,443	0.00	908,704	0.00	1,148,979	0.00	1,148,979		0.00
DEBT OFFSET ESCROW	38,537	0.00	200,000	0.00	200,000	0.00	200,000		0.00
TOTAL - PD	9,339,577	0.00	9,692,814	0.00	9,993,757	0.00	9,993,757		0.00
<b>TOTAL</b>	<b>9,339,577</b>	<b>0.00</b>	<b>9,692,814</b>	<b>0.00</b>	<b>9,993,757</b>	<b>0.00</b>	<b>9,993,757</b>		<b>0.00</b>
<b>GRAND TOTAL</b>	<b>\$9,339,577</b>	<b>0.00</b>	<b>\$9,692,814</b>	<b>0.00</b>	<b>\$9,993,757</b>	<b>0.00</b>	<b>\$9,993,757</b>		<b>0.00</b>

**DECISION ITEM SUMMARY**

<b>Budget Unit</b>								
<b>Decision Item</b>	<b>FY 2013</b>	<b>FY 2013</b>	<b>FY 2014</b>	<b>FY 2014</b>	<b>FY 2015</b>	<b>FY 2015</b>	<b>FY 2015</b>	<b>FY 2015</b>
<b>Budget Object Summary</b>	<b>ACTUAL</b>	<b>ACTUAL</b>	<b>BUDGET</b>	<b>BUDGET</b>	<b>DEPT REQ</b>	<b>DEPT REQ</b>	<b>GOV REC</b>	<b>GOV REC</b>
<b>Fund</b>	<b>DOLLAR</b>	<b>FTE</b>	<b>DOLLAR</b>	<b>FTE</b>	<b>DOLLAR</b>	<b>FTE</b>	<b>DOLLAR</b>	<b>FTE</b>
<b>UNIV OF MISSOURI CAMPUSES</b>								
<b>CORE</b>								
<b>PROGRAM-SPECIFIC</b>								
GENERAL REVENUE	353,097,098	0.00	358,151,024	0.00	360,669,248	0.00	360,669,248	0.00
LOTTERY PROCEEDS	32,963,508	0.00	36,869,596	0.00	46,842,748	0.00	46,842,748	0.00
DEBT OFFSET ESCROW	0	0.00	200,000	0.00	200,000	0.00	200,000	0.00
TOTAL - PD	<u>386,060,606</u>	<u>0.00</u>	<u>395,220,620</u>	<u>0.00</u>	<u>407,711,996</u>	<u>0.00</u>	<u>407,711,996</u>	<u>0.00</u>
<b>TOTAL</b>	<b>386,060,606</b>	<b>0.00</b>	<b>395,220,620</b>	<b>0.00</b>	<b>407,711,996</b>	<b>0.00</b>	<b>407,711,996</b>	<b>0.00</b>
<b>GRAND TOTAL</b>	<b>\$386,060,606</b>	<b>0.00</b>	<b>\$395,220,620</b>	<b>0.00</b>	<b>\$407,711,996</b>	<b>0.00</b>	<b>\$407,711,996</b>	<b>0.00</b>

**CORE DECISION ITEM**

<b>Department of Higher Education</b>	<b>Budget Unit</b> 57511C, 57531C, 57551C, 57571C, 57591C, 57601C, 57621C,
<b>Division of Four-year Universities</b>	57641C, 57661C, 57681C
<b>Core - State Aid to Four-year Institutions</b>	

**1. CORE FINANCIAL SUMMARY**

	FY 2015 Budget Request				FY 2015 Governor's Recommendation			
	GR	Federal	Other	Total	GR	Federal	Other	Total
PS	0	0	0	0	0	0	0	0
EE	0	0	0	0	0	0	0	0
PSD	646,678,172	0	85,175,004	731,853,176	646,678,172	0	85,207,377	731,885,549
<b>Total</b>	<b>646,678,172</b>	<b>0</b>	<b>85,175,004</b>	<b>731,853,176</b>	<b>646,678,172</b>	<b>0</b>	<b>85,207,377</b>	<b>731,885,549</b>
FTE	0.00	0.00	0.00	0.00	0.00	0.00	0.00	0.00
<i>Est. Fringe</i>	0	0	0	0	0	0	0	0

*Note: Fringes budgeted in House Bill 5 except for certain fringes budgeted directly to MoDOT, Highway Patrol, and Conservation.*

*Note: Fringes budgeted in House Bill 5 except for certain fringes budgeted directly to MoDOT, Highway Patrol, and Conservation.*

Other Funds: \$83,175,004 Lottery Proceeds Fund (0291);  
\$2,000,000 Debt Offset Escrow (0753)

Notes:

Other Funds: \$83,207,377 Lottery Proceeds Fund (0291);  
\$2,000,000 Debt Offset Escrow (0753)

Notes:

**2. CORE DESCRIPTION**

The Coordinating Board and the department work with the public four-year universities to develop and fund programs at the institutions, including new, targeted programs in addition to maintenance of core operating budgets and capital projects. The department is responsible for preparing consolidated appropriation recommendations annually for the public four-year universities. The core appropriation consists of \$646,678,172 general revenue funds, \$83,207,377 lottery proceeds funds and \$2,000,000 from Other funds. The department request differs from that of the Governor's recommendations because of updated FY14 performance measure data & corresponding adjustment for one university.

**As outlined in the core reconciliation detail (#5), a core reallocation was processed to transfer funds designated in FY14 as Funding Based on Improved Outcomes (performance funding) to the institutions' core appropriations. A new decision item was also processed to request additional funding for the debt offset appropriation for Missouri State University.**

**3. PROGRAM LISTING (list programs included in this core funding)**

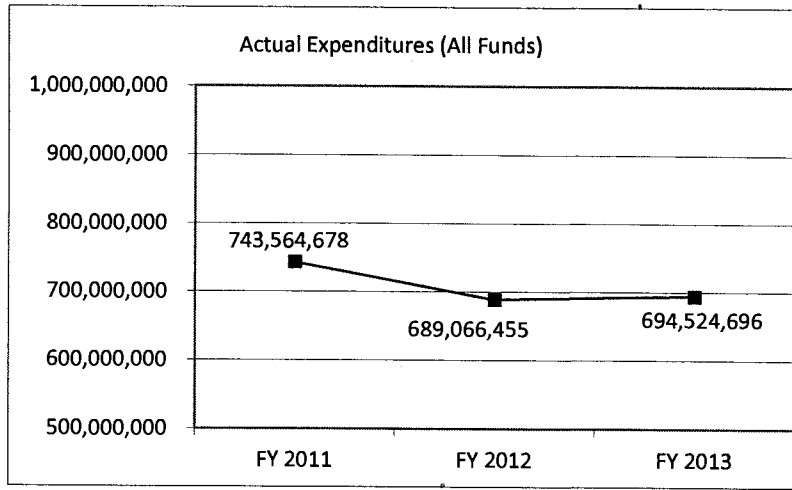
Institution	GR		Lottery		Total GR	Total Lottery	Debt Offset	FY15 Gov Rec Core
	Core	Performance Funding	Core	Performance Funding				
University of Central Missouri	\$47,621,547	\$268,973	\$4,985,715	\$1,065,244	\$47,890,520	\$6,050,959	\$200,000	\$54,141,479
Southeast Missouri State Univ	\$39,194,711	\$221,155	\$4,059,895	\$875,862	\$39,415,866	\$4,935,757	\$200,000	\$44,551,623
Missouri State University	\$70,874,054	\$495,490	\$7,675,409	\$1,994,710	\$71,369,544	\$9,670,119	\$200,000	\$81,239,663
Lincoln University	\$15,757,777	\$66,373	\$1,551,205	\$262,867	\$15,824,150	\$1,814,072	\$200,000	\$17,838,222
Truman State University	\$35,734,815	\$202,014	\$3,776,109	\$800,056	\$35,936,829	\$4,576,165	\$200,000	\$40,712,994
Northwest Missouri State Univ	\$26,752,181	\$187,591	\$2,599,805	\$742,935	\$26,939,772	\$3,342,740	\$200,000	\$30,482,512
Missouri Southern State Univ	\$20,679,721	\$115,819	\$1,972,820	\$458,691	\$20,795,540	\$2,431,511	\$200,000	\$23,427,051
Missouri Western State Univ	\$19,084,288	\$107,637	\$1,968,039	\$426,288	\$19,191,925	\$2,394,327	\$200,000	\$21,786,252
Harris-Stowe State University	\$8,584,110	\$60,668	\$908,704	\$240,275	\$8,644,778	\$1,148,979	\$200,000	\$9,993,757
University of Missouri	\$358,151,024	\$2,518,224	\$36,869,596	\$9,973,152	\$360,669,248	\$46,842,748	\$200,000	\$407,711,996
	<b>\$642,434,228</b>	<b>\$4,243,944</b>	<b>\$66,367,297</b>	<b>\$16,840,080</b>	<b>\$646,678,172</b>	<b>\$83,207,377</b>	<b>\$2,000,000</b>	<b>\$731,885,549</b>

**CORE DECISION ITEM**

<b>Department of Higher Education</b>	<b>Budget Unit</b> 57511C, 57531C, 57551C, 57571C, 57591C, 57601C, 57621C,
<b>Division of Four-year Universities</b>	57641C, 57661C, 57681C
<b>Core - State Aid to Four-year Institutions</b>	

**4. FINANCIAL HISTORY**

	<b>FY 2011 Actual</b>	<b>FY 2012 Actual</b>	<b>FY 2013 Actual</b>	<b>FY 2014 Current Yr.</b>
Appropriation (All Funds)	768,343,647	723,606,495	717,223,764	710,801,525
Less Reverted (All Funds)	(24,126,604)	(33,892,684)	(18,656,712)	N/A
Budget Authority (All Funds)	744,217,043	689,713,811	698,567,052	N/A
Actual Expenditures (All Funds)	743,564,678	689,066,455	694,524,696	N/A
Unexpended (All Funds)	652,365	647,356	4,042,356	N/A
Unexpended, by Fund:				
General Revenue	0	0	3	N/A
Federal	0	0	0	N/A
Other	652,365 (1)	647,356 (1)	4,042,353	N/A



Reverted includes Governor's standard 3 percent reserve (when applicable) and any extraordinary expenditure restrictions.

**NOTES:** (1) Increased debt offset appropriations for University of Central Missouri, Missouri State University and Missouri Western University by a combined total of \$385,000 in FY 11 and \$425,000 in FY 12. (\$75,000 was the amount appropriated to each of these universities per fiscal year.)



**CORE RECONCILIATION DETAIL**

**DEPARTMENT OF HIGHER EDUCATION**  
**UNIVERSITY OF CENTRAL MO**

**5. CORE RECONCILIATION DETAIL**

	<b>Budget Class</b>	<b>FTE</b>	<b>GR</b>	<b>Federal</b>	<b>Other</b>	<b>Total</b>	<b>Explanation</b>
<b>TAFP AFTER VETOES</b>							
	PD	0.00	47,621,547	0	5,185,715	52,807,262	
	<b>Total</b>	<b>0.00</b>	<b>47,621,547</b>	<b>0</b>	<b>5,185,715</b>	<b>52,807,262</b>	
<b>DEPARTMENT CORE ADJUSTMENTS</b>							
Core Reallocation	1045 1539 PD	0.00	0	0	1,065,244	1,065,244	Reallocation of performance funding to institution core
Core Reallocation	1045 0649 PD	0.00	268,973	0	0	268,973	Reallocation of performance funding to institution core
	<b>NET DEPARTMENT CHANGES</b>	<b>0.00</b>	<b>268,973</b>	<b>0</b>	<b>1,065,244</b>	<b>1,334,217</b>	
<b>DEPARTMENT CORE REQUEST</b>							
	PD	0.00	47,890,520	0	6,250,959	54,141,479	
	<b>Total</b>	<b>0.00</b>	<b>47,890,520</b>	<b>0</b>	<b>6,250,959</b>	<b>54,141,479</b>	
<b>GOVERNOR'S RECOMMENDED CORE</b>							
	PD	0.00	47,890,520	0	6,250,959	54,141,479	
	<b>Total</b>	<b>0.00</b>	<b>47,890,520</b>	<b>0</b>	<b>6,250,959</b>	<b>54,141,479</b>	

**DECISION ITEM DETAIL**

Budget Unit	FY 2013	FY 2013	FY 2014	FY 2014	FY 2015	FY 2015	FY 2015	FY 2015
Decision Item	ACTUAL	ACTUAL	BUDGET	BUDGET	DEPT REQ	DEPT REQ	GOV REC	GOV REC
Budget Object Class	DOLLAR	FTE	DOLLAR	FTE	DOLLAR	FTE	DOLLAR	FTE
<b>UNIVERSITY OF CENTRAL MO</b>								
<b>CORE</b>								
PROGRAM DISTRIBUTIONS	51,595,668	0.00	52,607,262	0.00	53,941,479	0.00	53,941,479	0.00
REFUNDS	153,283	0.00	200,000	0.00	200,000	0.00	200,000	0.00
<b>TOTAL - PD</b>	<b>51,748,951</b>	<b>0.00</b>	<b>52,807,262</b>	<b>0.00</b>	<b>54,141,479</b>	<b>0.00</b>	<b>54,141,479</b>	<b>0.00</b>
<b>GRAND TOTAL</b>	<b>\$51,748,951</b>	<b>0.00</b>	<b>\$52,807,262</b>	<b>0.00</b>	<b>\$54,141,479</b>	<b>0.00</b>	<b>\$54,141,479</b>	<b>0.00</b>
GENERAL REVENUE	\$46,759,524	0.00	\$47,621,547	0.00	\$47,890,520	0.00	\$47,890,520	0.00
FEDERAL FUNDS	\$0	0.00	\$0	0.00	\$0	0.00	\$0	0.00
OTHER FUNDS	\$4,989,427	0.00	\$5,185,715	0.00	\$6,250,959	0.00	\$6,250,959	0.00

**PROGRAM DESCRIPTION**

**Department of Higher Education**

**University of Central Missouri**

**Program is found in the following core budget(s): State Aid to Four-year Institutions**

**1. What does this program do?**

This program provides funding for the operation of University of Central Missouri.

**2. What is the authorization for this program, i.e., federal or state statute, etc.? (Include the federal program number, if applicable.)**

Chapter 174, RSMo

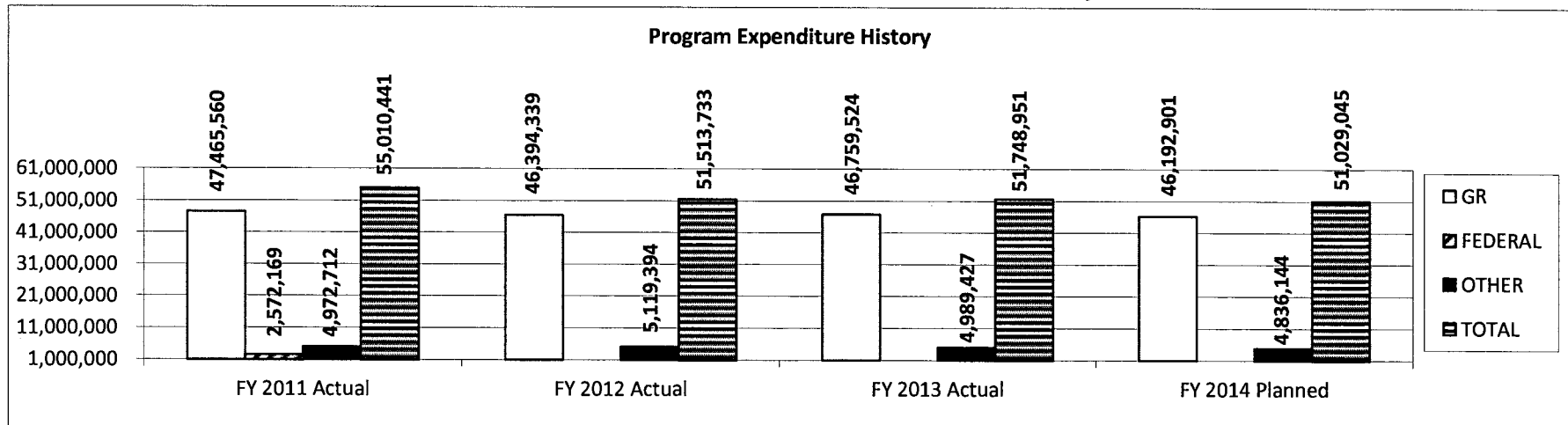
**3. Are there federal matching requirements? If yes, please explain.**

No

**4. Is this a federally mandated program? If yes, please explain.**

No

**5. Provide actual expenditures for the prior three fiscal years and planned expenditures for the current fiscal year.**



**6. What are the sources of the "Other " funds?**

Lottery Proceeds Fund (0291); Debt Offset Escrow (0753)

**PROGRAM DESCRIPTION**

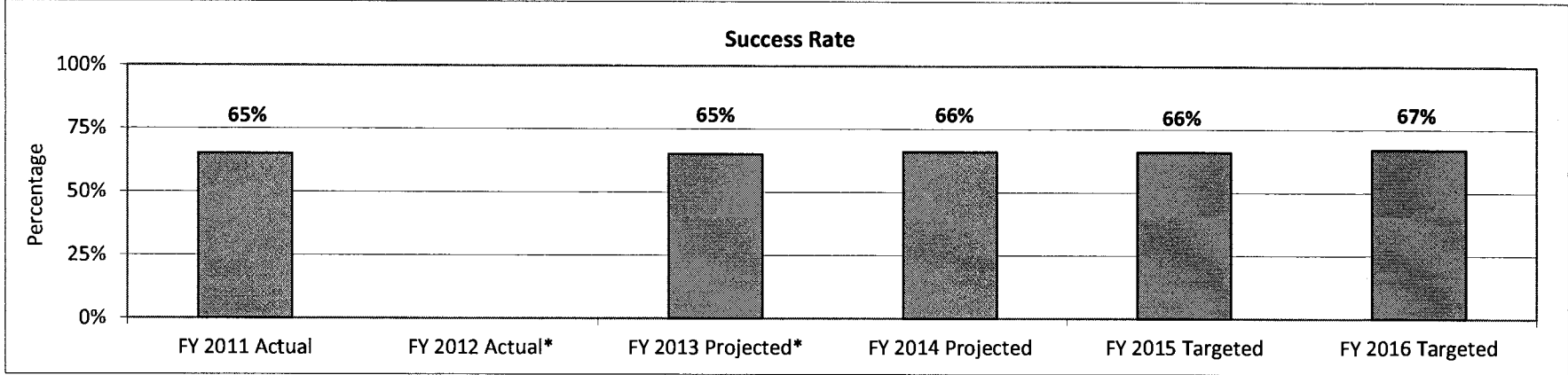
**Department of Higher Education**

**University of Central Missouri**

**Program is found in the following core budget(s): State Aid to Four-year Institutions**

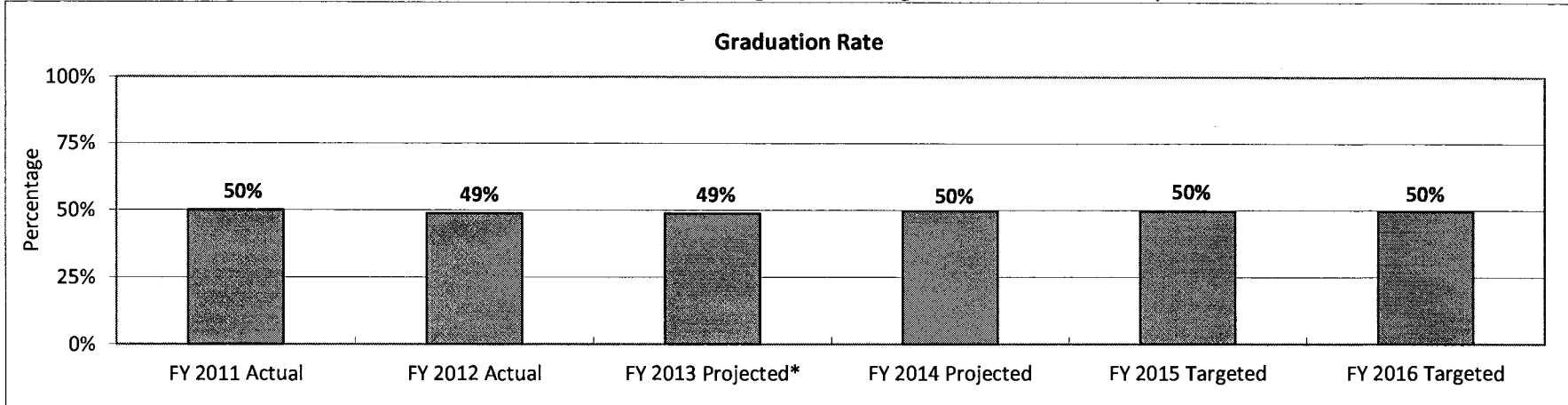
**7a. Provide an effectiveness measure.**

First-time, full-time degree-seeking undergraduate who completed the first academic year with 24 credit hours and a GPA of 2.0.



\*Actual data not currently available

Six-year graduation rate of each first-time, full-time degree-seeking undergraduate who graduated from University of Central Missouri.



\*Actual data not currently available

**PROGRAM DESCRIPTION**

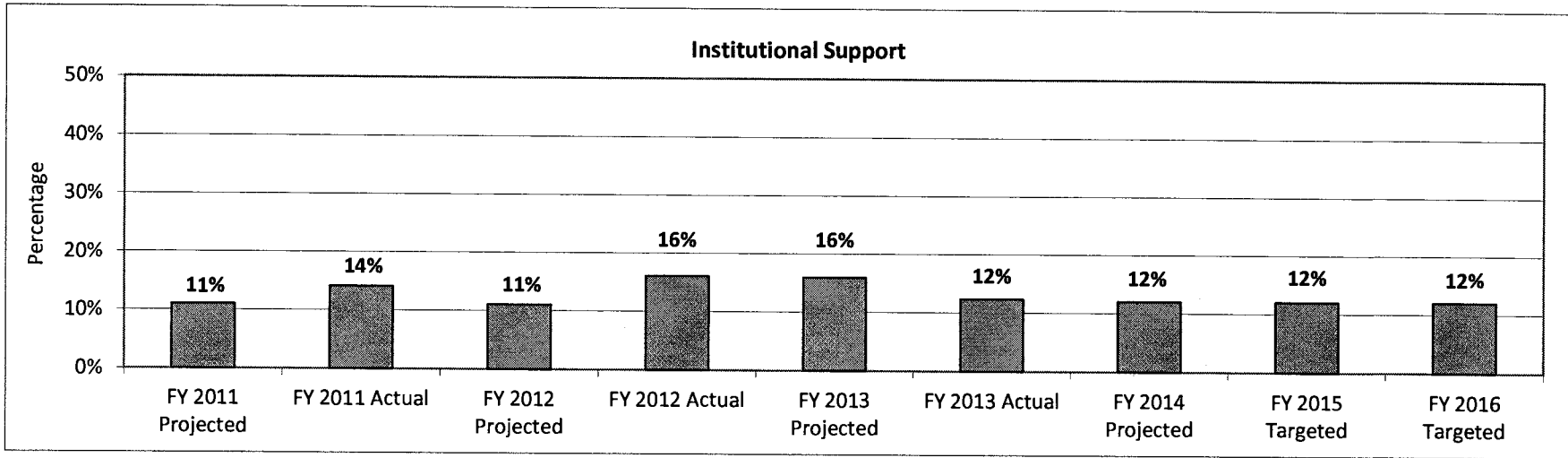
**Department of Higher Education**

**University of Central Missouri**

**Program is found in the following core budget(s): State Aid to Four-year Institutions**

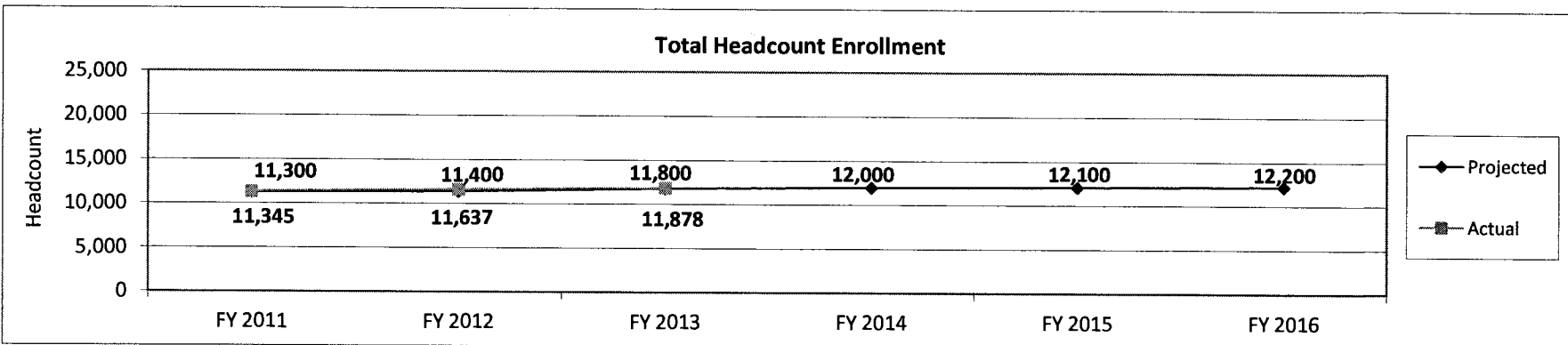
**7b. Provide an efficiency measure.**

What percent of total E&G unrestricted expenditures is spent on institutional support?



**7c. Provide the number of clients/individuals served, if applicable.**

Total headcount enrollment at University of Central Missouri.



**7d. Provide a customer satisfaction measure, if available.**

N/A

**CORE RECONCILIATION DETAIL**

**DEPARTMENT OF HIGHER EDUCATION**  
**SOUTHEAST MO STATE UNIVERSITY**

**5. CORE RECONCILIATION DETAIL**

		<b>Budget Class</b>	<b>FTE</b>	<b>GR</b>	<b>Federal</b>	<b>Other</b>	<b>Total</b>	<b>Explanation</b>
<b>TAFP AFTER VETOES</b>								
		PD	0.00	39,194,711	0	4,259,895	43,454,606	
		<b>Total</b>	<b>0.00</b>	<b>39,194,711</b>	<b>0</b>	<b>4,259,895</b>	<b>43,454,606</b>	
<b>DEPARTMENT CORE ADJUSTMENTS</b>								
Core Reallocation	1046 1540	PD	0.00	0	0	875,862	875,862	Reallocation of performance funding to institution core
Core Reallocation	1046 0650	PD	0.00	221,155	0	0	221,155	Reallocation of performance funding to institution core
		<b>NET DEPARTMENT CHANGES</b>	<b>0.00</b>	<b>221,155</b>	<b>0</b>	<b>875,862</b>	<b>1,097,017</b>	
<b>DEPARTMENT CORE REQUEST</b>								
		PD	0.00	39,415,866	0	5,135,757	44,551,623	
		<b>Total</b>	<b>0.00</b>	<b>39,415,866</b>	<b>0</b>	<b>5,135,757</b>	<b>44,551,623</b>	
<b>GOVERNOR'S RECOMMENDED CORE</b>								
		PD	0.00	39,415,866	0	5,135,757	44,551,623	
		<b>Total</b>	<b>0.00</b>	<b>39,415,866</b>	<b>0</b>	<b>5,135,757</b>	<b>44,551,623</b>	

**DECISION ITEM DETAIL**

Budget Unit	FY 2013	FY 2013	FY 2014	FY 2014	FY 2015	FY 2015	FY 2015	FY 2015
Decision Item	ACTUAL	ACTUAL	BUDGET	BUDGET	DEPT REQ	DEPT REQ	GOV REC	GOV REC
Budget Object Class	DOLLAR	FTE	DOLLAR	FTE	DOLLAR	FTE	DOLLAR	FTE
<b>SOUTHEAST MO STATE UNIVERSITY</b>								
<b>CORE</b>								
PROGRAM DISTRIBUTIONS	42,458,902	0.00	43,254,606	0.00	44,351,623	0.00	44,351,623	0.00
REFUNDS	89,516	0.00	200,000	0.00	200,000	0.00	200,000	0.00
<b>TOTAL - PD</b>	<b>42,548,418</b>	<b>0.00</b>	<b>43,454,606</b>	<b>0.00</b>	<b>44,551,623</b>	<b>0.00</b>	<b>44,551,623</b>	<b>0.00</b>
<b>GRAND TOTAL</b>	<b>\$42,548,418</b>	<b>0.00</b>	<b>\$43,454,606</b>	<b>0.00</b>	<b>\$44,551,623</b>	<b>0.00</b>	<b>\$44,551,623</b>	<b>0.00</b>
GENERAL REVENUE	\$38,520,804	0.00	\$39,194,711	0.00	\$39,415,866	0.00	\$39,415,866	0.00
FEDERAL FUNDS	\$0	0.00	\$0	0.00	\$0	0.00	\$0	0.00
OTHER FUNDS	\$4,027,614	0.00	\$4,259,895	0.00	\$5,135,757	0.00	\$5,135,757	0.00

**PROGRAM DESCRIPTION**

**Department of Higher Education**

**Southeast Missouri State University**

**Program is found in the following core budget(s): State Aid to Four-year Institutions**

**1. What does this program do?**

This program provides funding for the operation of Southeast Missouri State University.

**2. What is the authorization for this program, i.e., federal or state statute, etc.? (Include the federal program number, if applicable.)**

Chapter 174, RSMo

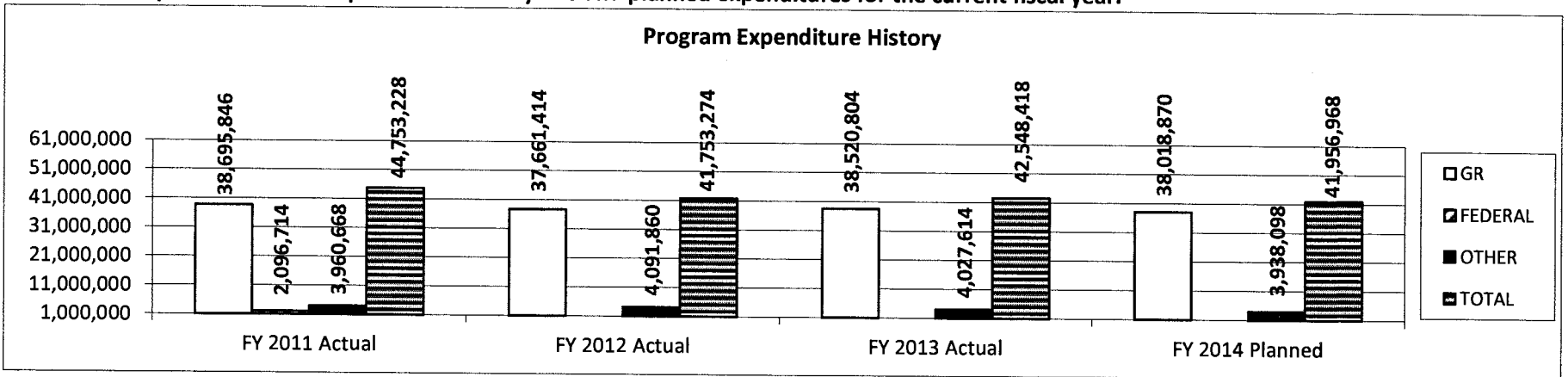
**3. Are there federal matching requirements? If yes, please explain.**

No

**4. Is this a federally mandated program? If yes, please explain.**

No

**5. Provide actual expenditures for the prior three fiscal years and planned expenditures for the current fiscal year.**



**6. What are the sources of the "Other" funds?**

Lottery Proceeds Fund (0291); Debt Offset Escrow (0753)



**PROGRAM DESCRIPTION**

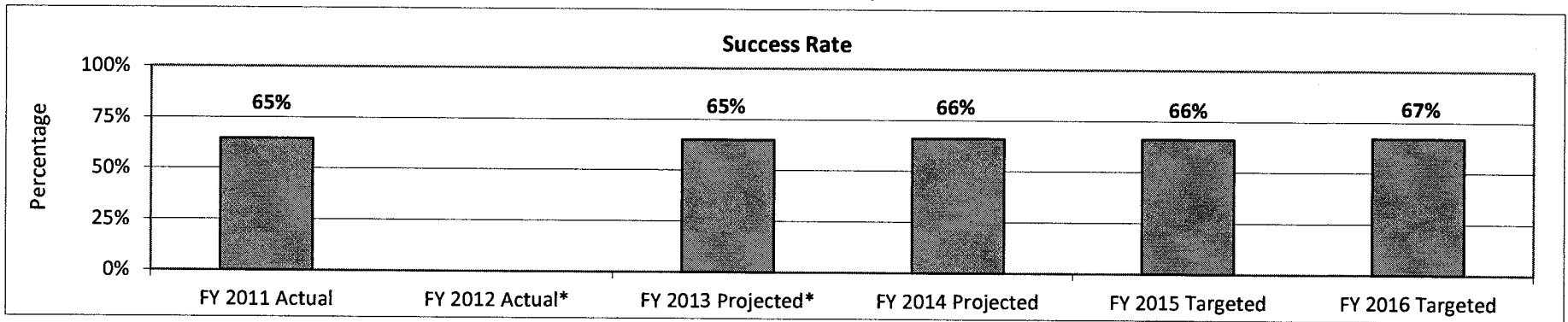
**Department of Higher Education**

**Southeast Missouri State University**

**Program is found in the following core budget(s): State Aid to Four-year Institutions**

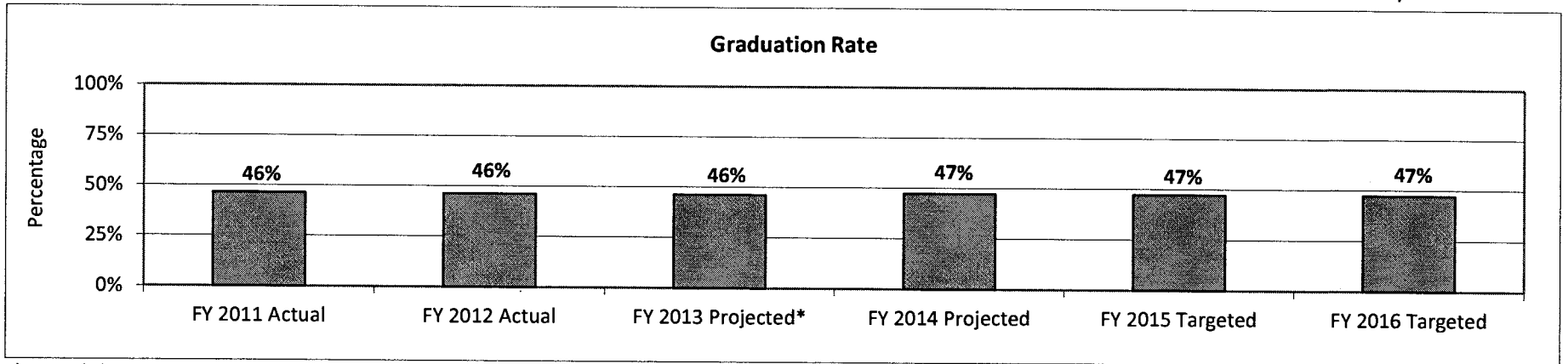
**7a. Provide an effectiveness measure.**

First-time, full-time degree-seeking undergraduate who completed the first academic year with 24 credit hours and a GPA of 2.0.



\*Actual data not currently available

Six-year graduation rate of each first-time, full-time degree-seeking undergraduate who graduated from Southeast Missouri State University.



\*Actual data not currently available

**PROGRAM DESCRIPTION**

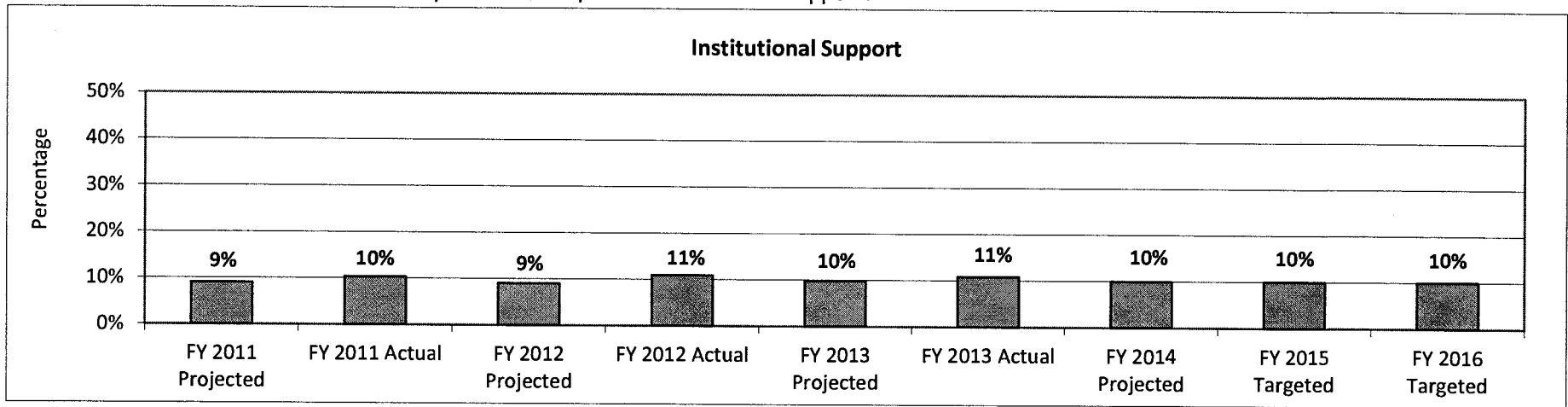
**Department of Higher Education**

**Southeast Missouri State University**

**Program is found in the following core budget(s): State Aid to Four-year Institutions**


**7b. Provide an efficiency measure.**

What percent of total E&G unrestricted expenditures is spent on institutional support?



**7c. Provide the number of clients/individuals served, if applicable.**

Total headcount enrollment at Southeast Missouri State University.



**7d. Provide a customer satisfaction measure, if available.**

N/A

**CORE RECONCILIATION DETAIL**

**DEPARTMENT OF HIGHER EDUCATION**  
**MISSOURI STATE UNIVERSITY**

**5. CORE RECONCILIATION DETAIL**

		<b>Budget Class</b>	<b>FTE</b>	<b>GR</b>	<b>Federal</b>	<b>Other</b>	<b>Total</b>	<b>Explanation</b>
<b>TAFP AFTER VETOES</b>								
		PD	0.00	70,874,054	0	7,875,409	78,749,463	
		<b>Total</b>	<b>0.00</b>	<b>70,874,054</b>	<b>0</b>	<b>7,875,409</b>	<b>78,749,463</b>	
<b>DEPARTMENT CORE ADJUSTMENTS</b>								
Core Reallocation	1048 1545	PD	0.00	0	0	1,962,337	1,962,337	Reallocation of performance funding to institution core
Core Reallocation	1048 0645	PD	0.00	495,490	0	0	495,490	Reallocation of performance funding to institution core
		<b>NET DEPARTMENT CHANGES</b>	<b>0.00</b>	<b>495,490</b>	<b>0</b>	<b>1,962,337</b>	<b>2,457,827</b>	
<b>DEPARTMENT CORE REQUEST</b>								
		PD	0.00	71,369,544	0	9,837,746	81,207,290	
		<b>Total</b>	<b>0.00</b>	<b>71,369,544</b>	<b>0</b>	<b>9,837,746</b>	<b>81,207,290</b>	
<b>GOVERNOR'S ADDITIONAL CORE ADJUSTMENTS</b>								
Core Reallocation	1048 1545	PD	0.00	0	0	32,373	32,373	Reallocation of performance funding to institution core
		<b>NET GOVERNOR CHANGES</b>	<b>0.00</b>	<b>0</b>	<b>0</b>	<b>32,373</b>	<b>32,373</b>	
<b>GOVERNOR'S RECOMMENDED CORE</b>								
		PD	0.00	71,369,544	0	9,870,119	81,239,663	
		<b>Total</b>	<b>0.00</b>	<b>71,369,544</b>	<b>0</b>	<b>9,870,119</b>	<b>81,239,663</b>	

**DECISION ITEM DETAIL**

Budget Unit	FY 2013	FY 2013	FY 2014	FY 2014	FY 2015	FY 2015	FY 2015	FY 2015
Decision Item	ACTUAL	ACTUAL	BUDGET	BUDGET	DEPT REQ	DEPT REQ	GOV REC	GOV REC
Budget Object Class	DOLLAR	FTE	DOLLAR	FTE	DOLLAR	FTE	DOLLAR	FTE
<b>MISSOURI STATE UNIVERSITY</b>								
<b>CORE</b>								
PROGRAM DISTRIBUTIONS	76,962,606	0.00	78,549,463	0.00	81,007,290	0.00	81,039,663	0.00
REFUNDS	200,000	0.00	200,000	0.00	200,000	0.00	200,000	0.00
<b>TOTAL - PD</b>	<b>77,162,606</b>	<b>0.00</b>	<b>78,749,463</b>	<b>0.00</b>	<b>81,207,290</b>	<b>0.00</b>	<b>81,239,663</b>	<b>0.00</b>
<b>GRAND TOTAL</b>	<b>\$77,162,606</b>	<b>0.00</b>	<b>\$78,749,463</b>	<b>0.00</b>	<b>\$81,207,290</b>	<b>0.00</b>	<b>\$81,239,663</b>	<b>0.00</b>
GENERAL REVENUE	\$69,517,459	0.00	\$70,874,054	0.00	\$71,369,544	0.00	\$71,369,544	0.00
FEDERAL FUNDS	\$0	0.00	\$0	0.00	\$0	0.00	\$0	0.00
OTHER FUNDS	\$7,645,147	0.00	\$7,875,409	0.00	\$9,837,746	0.00	\$9,870,119	0.00

**PROGRAM DESCRIPTION**

**Department of Higher Education**

**Missouri State University**

**Program is found in the following core budget(s): State Aid to Four-year Institutions**

**1. What does this program do?**

This program provides funding for the operation of Missouri State University.

**2. What is the authorization for this program, i.e., federal or state statute, etc.? (Include the federal program number, if applicable.)**

Chapter 174, RSMo

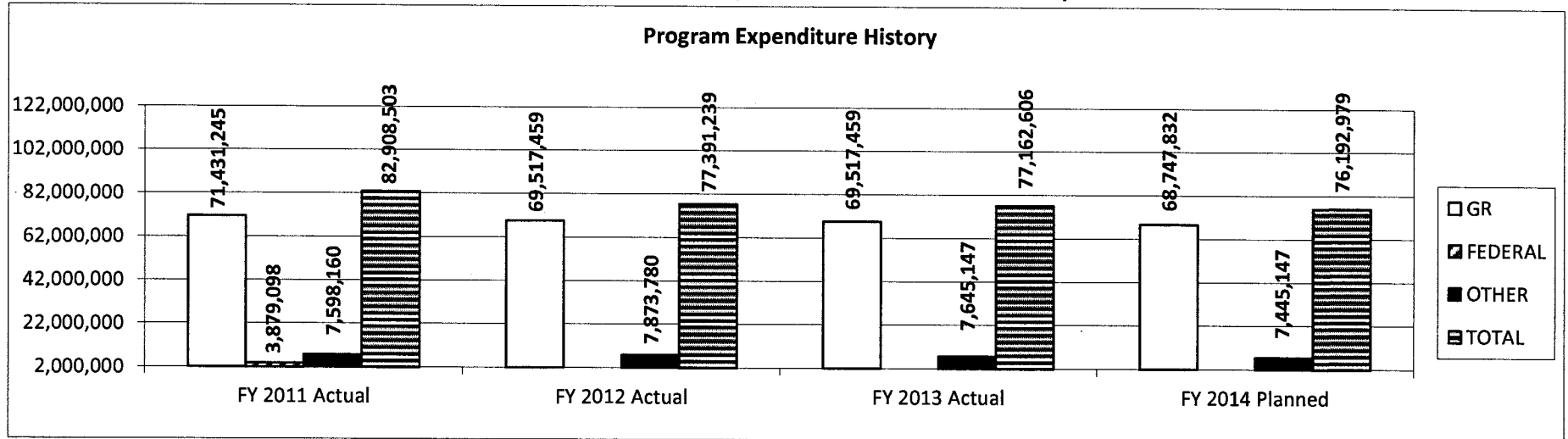
**3. Are there federal matching requirements? If yes, please explain.**

No

**4. Is this a federally mandated program? If yes, please explain.**

No

**5. Provide actual expenditures for the prior three fiscal years and planned expenditures for the current fiscal year.**



**6. What are the sources of the "Other" funds?**

Lottery Proceeds Fund (0291); Debt Offset Escrow (0753)

**PROGRAM DESCRIPTION**

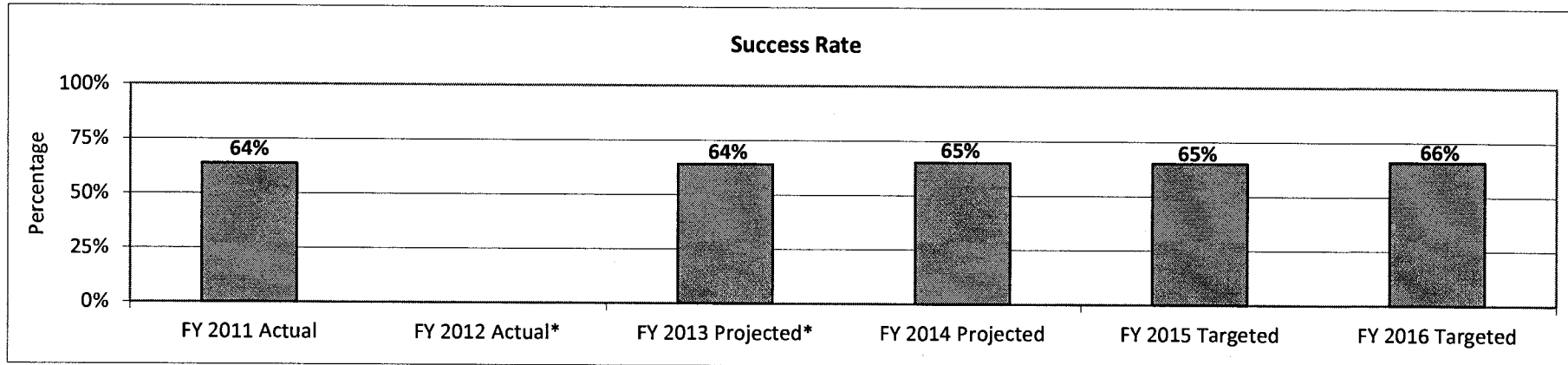
**Department of Higher Education**

**Missouri State University**

**Program is found in the following core budget(s): State Aid to Four-year Institutions**

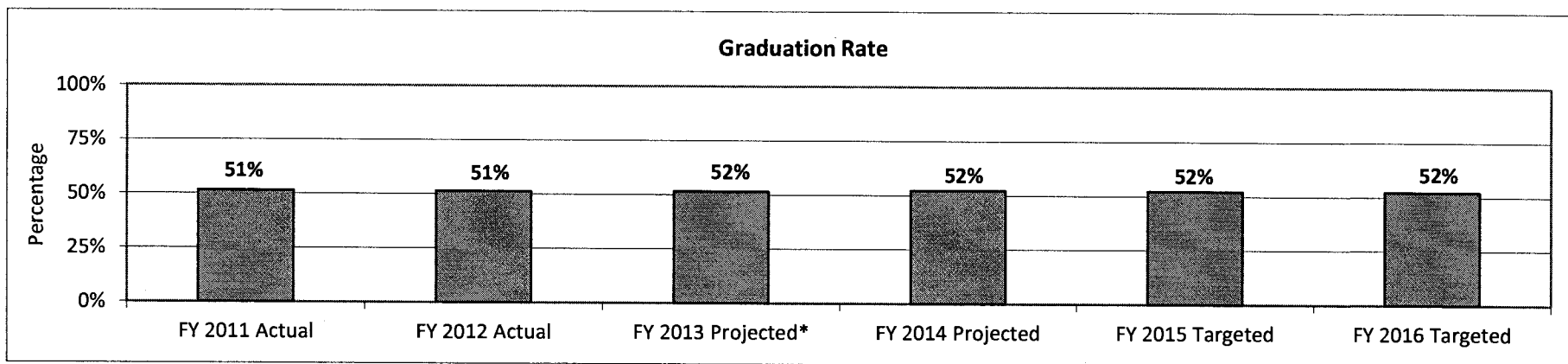
**7a. Provide an effectiveness measure.**

First-time, full-time degree-seeking undergraduate who completed the first academic year with 24 credit hours and a GPA of 2.0.



\*Actual data not currently available

Graduation rate of each first-time, full-time degree-seeking undergraduate who graduated from Missouri State University; percentage is based on a six-year rate for the Springfield campus and a three-year rate for the West Plains campus.



\*Actual data not currently available

**PROGRAM DESCRIPTION**

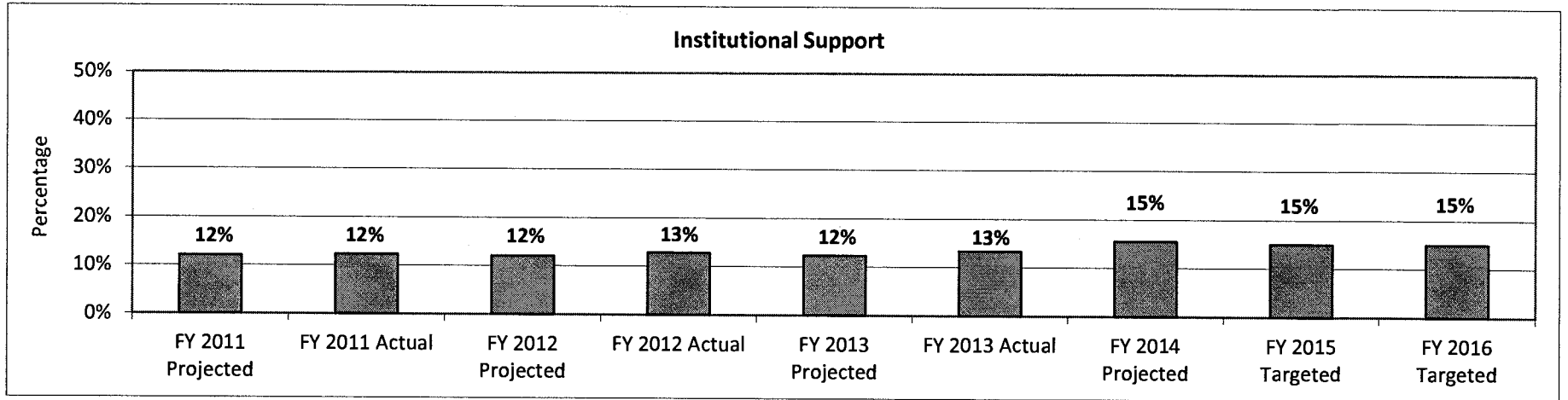
**Department of Higher Education**

**Missouri State University**

**Program is found in the following core budget(s): State Aid to Four-year Institutions**

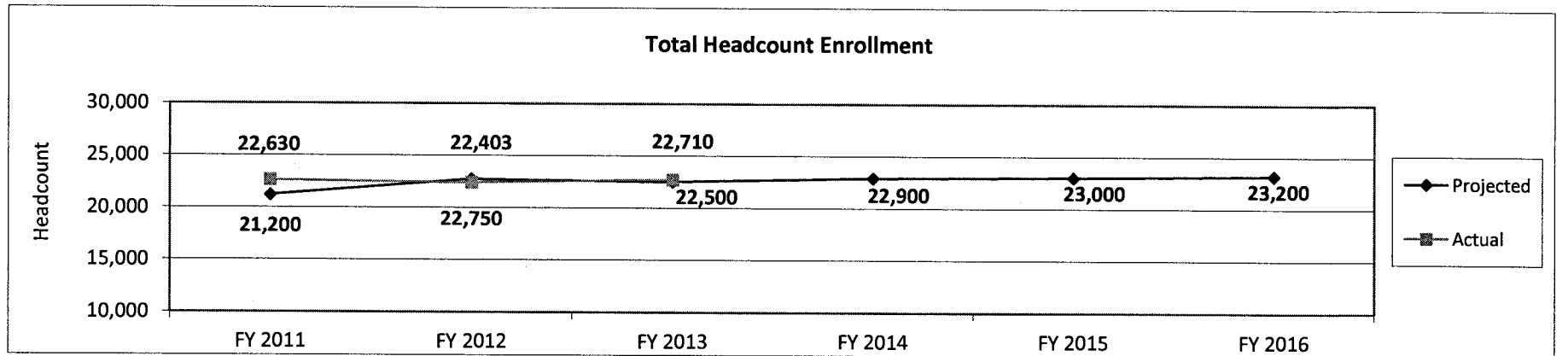
**7b. Provide an efficiency measure.**

What percent of total E&G unrestricted expenditures is spent on institutional support?



**7c. Provide the number of clients/individuals served, if applicable.**

Total headcount enrollment at Missouri State University.



**7d. Provide a customer satisfaction measure, if available.**

N/A

**NEW DECISION ITEM**

RANK: 5 OF 17

<b>Department of Higher Education</b>	<b>Budget Unit</b> <u>57551C</u>
<b>Division of Four-year Universities</b>	
<b>DI Name - Tax Refund Offset - Missouri State University</b>	<b>DI#</b> <u>1555003</u>

**1. AMOUNT OF REQUEST**

	FY 2015 Budget Request					FY 2015 Governor's Recommendation			
	GR	Federal	Other	Total		GR	Federal	Other	Total
PS	0	0	0	0	PS	0	0	0	0
EE	0	0	0	0	EE	0	0	0	0
PSD	0	0	100,000	100,000	PSD	0	0	100,000	100,000
TRF	0	0	0	0	TRF	0	0	0	0
<b>Total</b>	<b>0</b>	<b>0</b>	<b>100,000</b>	<b>100,000</b>	<b>Total</b>	<b>0</b>	<b>0</b>	<b>100,000</b>	<b>100,000</b>
FTE	0.00	0.00	0.00	0.00	FTE	0.00	0.00	0.00	0.00

<i>Est. Fringe</i>	0	0	0	0
--------------------	---	---	---	---

*Note: Fringes budgeted in House Bill 5 except for certain fringes budgeted directly to MoDOT, Highway Patrol, and Conservation.*

<i>Est. Fringe</i>	0	0	0	0
--------------------	---	---	---	---

*Note: Fringes budgeted in House Bill 5 except for certain fringes budgeted directly to MoDOT, Highway Patrol, and Conservation.*

Other Funds: Debt Offset Escrow Fund ( 0753)

Other Funds: Debt Offset Escrow Fund ( 0753)

**2. THIS REQUEST CAN BE CATEGORIZED AS:**

<input type="checkbox"/> New Legislation	<input type="checkbox"/> New Program	<input type="checkbox"/> Fund Switch
<input type="checkbox"/> Federal Mandate	<input type="checkbox"/> Program Expansion	<input checked="" type="checkbox"/> Cost to Continue
<input type="checkbox"/> GR Pick-Up	<input type="checkbox"/> Space Request	<input type="checkbox"/> Equipment Replacement
<input type="checkbox"/> Pay Plan	<input type="checkbox"/> Other: _____	



NEW DECISION ITEM

RANK: 5 OF 17

Department of Higher Education	Budget Unit	<u>57551C</u>
Division of Four-year Universities		
DI Name - Tax Refund Offset - Missouri State University	DI#	<u>1555003</u>

**3. WHY IS THIS FUNDING NEEDED? PROVIDE AN EXPLANATION FOR ITEMS CHECKED IN #2. INCLUDE THE FEDERAL OR STATE STATUTORY OR CONSTITUTIONAL AUTHORIZATION FOR THIS PROGRAM.**

Section 143.781, RSMo

Missouri State University (MSU) received a tax refund offset appropriation of \$200,000 in both FY13 and FY14 to cover unpaid debts owed to the institution by state taxpayers. This threshold was exceeded in FY13, causing the excess to be paid from the FY14 debt offset appropriation. Significant fluctuations in the amount of unpaid debts owed to this institution over the past few years along with the lack of designation of an estimated appropriation for these purposes necessitates the need for additional appropriation authority to continue reimbursements to the institution.

**4. DESCRIBE THE DETAILED ASSUMPTIONS USED TO DERIVE THE SPECIFIC REQUESTED AMOUNT. (How did you determine that the requested number of FTE were appropriate? From what source or standard did you derive the requested levels of funding? Were alternatives such as outsourcing or automation considered? If based on new legislation, does request tie to TAFP fiscal note? If not, explain why. Detail which portions of the request are one-times and how those amounts were calculated.)**

It is anticipated that \$100,000 will be sufficient to cover reimbursements of potential increases in debts owed to MSU.

**NEW DECISION ITEM**

RANK: 5 OF 17

Department of Higher Education	Budget Unit	57551C
Division of Four-year Universities		
DI Name - Tax Refund Offset - Missouri State University	DI#	1555003

**5. BREAK DOWN THE REQUEST BY BUDGET OBJECT CLASS, JOB CLASS, AND FUND SOURCE. IDENTIFY ONE-TIME COSTS.**

Budget Object Class/Job Class	Dept Req		Dept Req		Dept Req		Dept Req		Dept Req	Dept Req	Dept Req
	GR	Dept Req	FED	Dept Req	OTHER	Dept Req	TOTAL	TOTAL	One-Time		
	DOLLARS	GR	FTE	DOLLARS	FED	FTE	DOLLARS	OTHER FTE	DOLLARS	FTE	DOLLARS
Total PS	0	0.0	0	0	0.0	0	0.0	0	0	0.0	0
Total EE	0			0			0		0		0
Program Distributions							100,000		100,000		
Total PSD	0			0			100,000		100,000		0
Transfers											
Total TRF	0			0			0		0		0
<b>Grand Total</b>	<b>0</b>	<b>0.0</b>	<b>0</b>	<b>0</b>	<b>0.0</b>		<b>100,000</b>	<b>0.0</b>	<b>100,000</b>	<b>0.0</b>	<b>0</b>

**NEW DECISION ITEM**

RANK: 5 OF 17

<b>Department of Higher Education</b>	<b>Budget Unit</b> <u>57551C</u>
<b>Division of Four-year Universities</b>	
<b>DI Name - Tax Refund Offset - Missouri State University</b>	<b>DI#</b> <u>1555003</u>

Budget Object Class/Job Class	Gov Rec	Gov Rec	Gov Rec	Gov Rec	Gov Rec	Gov Rec	Gov Rec	Gov Rec	Gov Rec	Gov Rec
	GR	GR	FED	FED	OTHER	OTHER	TOTAL	TOTAL	One-Time	
	DOLLARS	FTE	DOLLARS	FTE	DOLLARS	FTE	DOLLARS	FTE	DOLLARS	DOLLARS
							0	0.0		
							0	0.0		
<b>Total PS</b>	<b>0</b>	<b>0.0</b>	<b>0</b>	<b>0.0</b>	<b>0</b>	<b>0.0</b>	<b>0</b>	<b>0.0</b>	<b>0</b>	<b>0</b>
<b>Total EE</b>	<b>0</b>		<b>0</b>		<b>0</b>		<b>0</b>		<b>0</b>	<b>0</b>
Program Distributions					100,000		100,000			
<b>Total PSD</b>	<b>0</b>		<b>0</b>		<b>100,000</b>		<b>100,000</b>			<b>0</b>
Transfers										
<b>Total TRF</b>	<b>0</b>		<b>0</b>		<b>0</b>		<b>0</b>			<b>0</b>
<b>Grand Total</b>	<b>0</b>	<b>0.0</b>	<b>0</b>	<b>0.0</b>	<b>100,000</b>	<b>0.0</b>	<b>100,000</b>	<b>0.0</b>		<b>0</b>

**NEW DECISION ITEM**

RANK: 5 OF 17

Department of Higher Education	Budget Unit	<u>57551C</u>
Division of Four-year Universities		
DI Name - Tax Refund Offset - Missouri State University	DI#	<u>1555003</u>

**6. PERFORMANCE MEASURES (If new decision item has an associated core, separately identify projected performance with & without additional funding.)**

- 6a. Provide an effectiveness measure.  
N/A
  
- 6b. Provide an efficiency measure.  
N/A
  
- 6c. Provide the number of clients/individuals served, if applicable.  
N/A
  
- 6d. Provide a customer satisfaction measure, if available.  
N/A

**7. STRATEGIES TO ACHIEVE THE PERFORMANCE MEASUREMENT TARGETS:**

**DECISION ITEM DETAIL**

Budget Unit	FY 2013	FY 2013	FY 2014	FY 2014	FY 2015	FY 2015	FY 2015	FY 2015
Decision Item	ACTUAL	ACTUAL	BUDGET	BUDGET	DEPT REQ	DEPT REQ	GOV REC	GOV REC
Budget Object Class	DOLLAR	FTE	DOLLAR	FTE	DOLLAR	FTE	DOLLAR	FTE
<b>MISSOURI STATE UNIVERSITY</b>								
<b>NDI - MSU TAX REFUND OFFSET - 1555003</b>								
REFUNDS	0	0.00	0	0.00	100,000	0.00	100,000	0.00
TOTAL - PD	0	0.00	0	0.00	100,000	0.00	100,000	0.00
<b>GRAND TOTAL</b>	<b>\$0</b>	<b>0.00</b>	<b>\$0</b>	<b>0.00</b>	<b>\$100,000</b>	<b>0.00</b>	<b>\$100,000</b>	<b>0.00</b>
GENERAL REVENUE	\$0	0.00	\$0	0.00	\$0	0.00	\$0	0.00
FEDERAL FUNDS	\$0	0.00	\$0	0.00	\$0	0.00	\$0	0.00
OTHER FUNDS	\$0	0.00	\$0	0.00	\$100,000	0.00	\$100,000	0.00

**CORE RECONCILIATION DETAIL**

**DEPARTMENT OF HIGHER EDUCATION**  
**LINCOLN UNIVERSITY**

**5. CORE RECONCILIATION DETAIL**

		<b>Budget Class</b>	<b>FTE</b>	<b>GR</b>	<b>Federal</b>	<b>Other</b>	<b>Total</b>	<b>Explanation</b>
<b>TAFP AFTER VETOES</b>								
		PD	0.00	15,757,777	0	1,751,205	17,508,982	
		<b>Total</b>	<b>0.00</b>	<b>15,757,777</b>	<b>0</b>	<b>1,751,205</b>	<b>17,508,982</b>	
<b>DEPARTMENT CORE ADJUSTMENTS</b>								
Core Reallocation	1050 1554	PD	0.00	0	0	262,867	262,867	Reallocation of performance funding to institution core
Core Reallocation	1050 0661	PD	0.00	66,373	0	0	66,373	Reallocation of performance funding to institution core
		<b>NET DEPARTMENT CHANGES</b>	<b>0.00</b>	<b>66,373</b>	<b>0</b>	<b>262,867</b>	<b>329,240</b>	
<b>DEPARTMENT CORE REQUEST</b>								
		PD	0.00	15,824,150	0	2,014,072	17,838,222	
		<b>Total</b>	<b>0.00</b>	<b>15,824,150</b>	<b>0</b>	<b>2,014,072</b>	<b>17,838,222</b>	
<b>GOVERNOR'S RECOMMENDED CORE</b>								
		PD	0.00	15,824,150	0	2,014,072	17,838,222	
		<b>Total</b>	<b>0.00</b>	<b>15,824,150</b>	<b>0</b>	<b>2,014,072</b>	<b>17,838,222</b>	

**DECISION ITEM DETAIL**

Budget Unit	FY 2013	FY 2013	FY 2014	FY 2014	FY 2015	FY 2015	FY 2015	FY 2015
Decision Item	ACTUAL	ACTUAL	BUDGET	BUDGET	DEPT REQ	DEPT REQ	GOV REC	GOV REC
Budget Object Class	DOLLAR	FTE	DOLLAR	FTE	DOLLAR	FTE	DOLLAR	FTE
<b>LINCOLN UNIVERSITY</b>								
<b>CORE</b>								
PROGRAM DISTRIBUTIONS	16,963,685	0.00	17,308,982	0.00	17,638,222	0.00	17,638,222	0.00
REFUNDS	16,367	0.00	200,000	0.00	200,000	0.00	200,000	0.00
<b>TOTAL - PD</b>	<b>16,980,052</b>	<b>0.00</b>	<b>17,508,982</b>	<b>0.00</b>	<b>17,838,222</b>	<b>0.00</b>	<b>17,838,222</b>	<b>0.00</b>
<b>GRAND TOTAL</b>	<b>\$16,980,052</b>	<b>0.00</b>	<b>\$17,508,982</b>	<b>0.00</b>	<b>\$17,838,222</b>	<b>0.00</b>	<b>\$17,838,222</b>	<b>0.00</b>
GENERAL REVENUE	\$15,459,016	0.00	\$15,757,777	0.00	\$15,824,150	0.00	\$15,824,150	0.00
FEDERAL FUNDS	\$0	0.00	\$0	0.00	\$0	0.00	\$0	0.00
OTHER FUNDS	\$1,521,036	0.00	\$1,751,205	0.00	\$2,014,072	0.00	\$2,014,072	0.00

**PROGRAM DESCRIPTION**

**Department of Higher Education**

**Lincoln University**

**Program is found in the following core budget(s): State Aid to Four-year Institutions**

**1. What does this program do?**

This program provides funding for the operation of Lincoln University.

**2. What is the authorization for this program, i.e., federal or state statute, etc.? (Include the federal program number, if applicable.)**

Chapter 175, RSMo

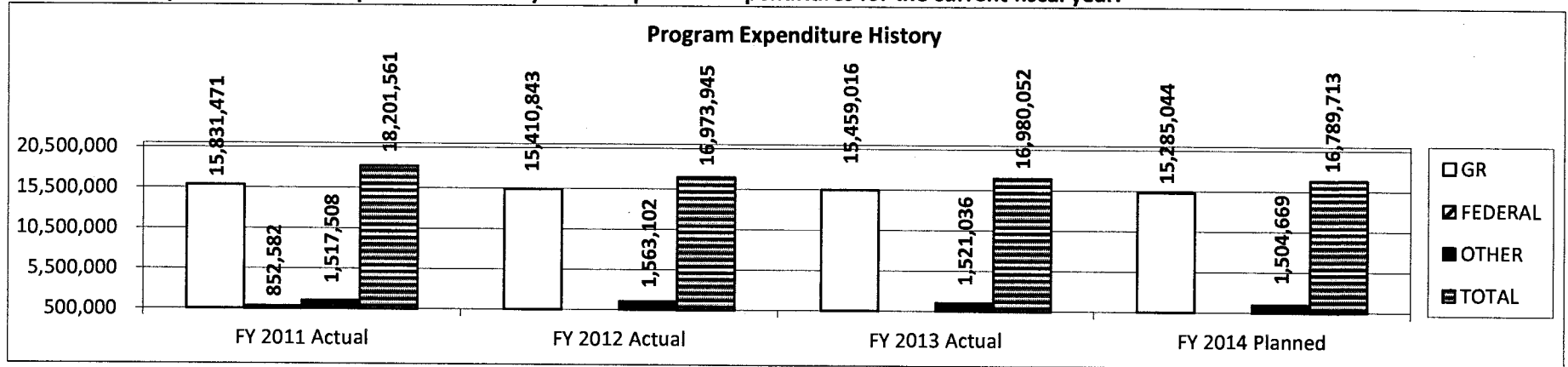
**3. Are there federal matching requirements? If yes, please explain.**

No

**4. Is this a federally mandated program? If yes, please explain.**

No

**5. Provide actual expenditures for the prior three fiscal years and planned expenditures for the current fiscal year.**



**6. What are the sources of the "Other" funds?**

Lottery Proceeds Fund (0291); Debt Offset Escrow (0753)



**PROGRAM DESCRIPTION**

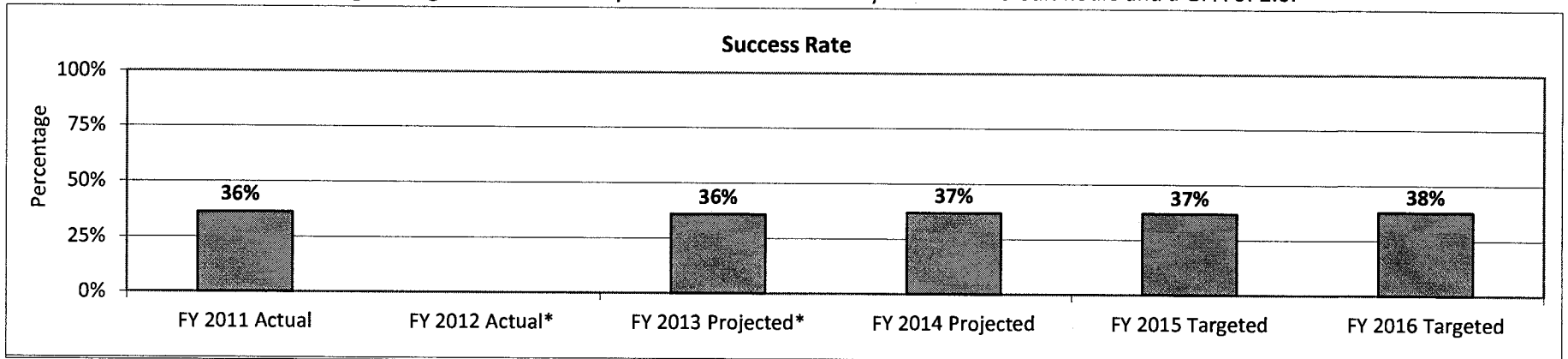
**Department of Higher Education**

**Lincoln University**

**Program is found in the following core budget(s): State Aid to Four-year Institutions**

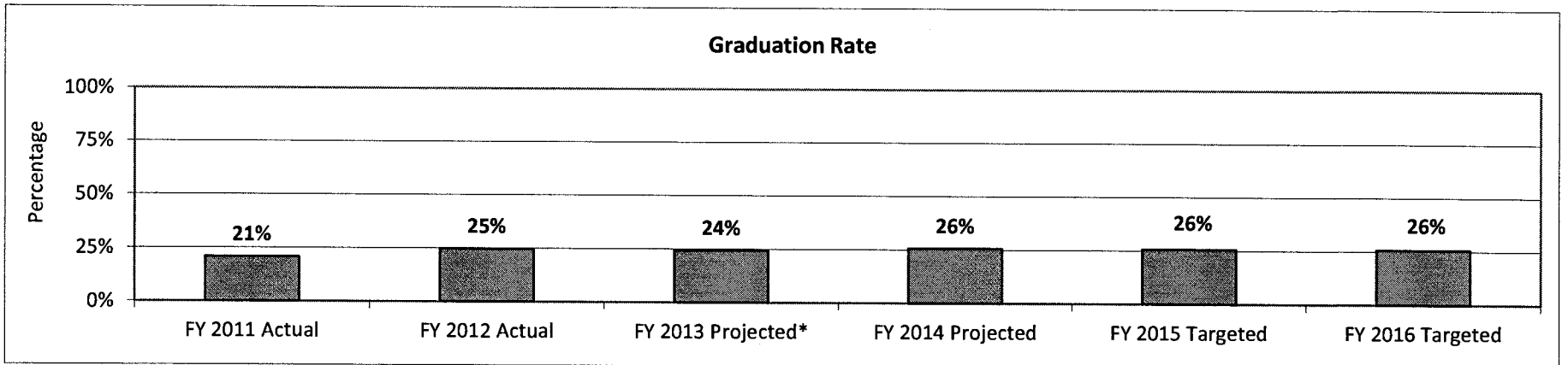
**7a. Provide an effectiveness measure.**

First-time, full-time degree-seeking undergraduate who completed the first academic year with 24 credit hours and a GPA of 2.0.



\*Actual data not currently available

Six-year graduation rate of each first-time, full-time degree-seeking undergraduate who graduated from Lincoln University.



\*Actual data not currently available

**PROGRAM DESCRIPTION**

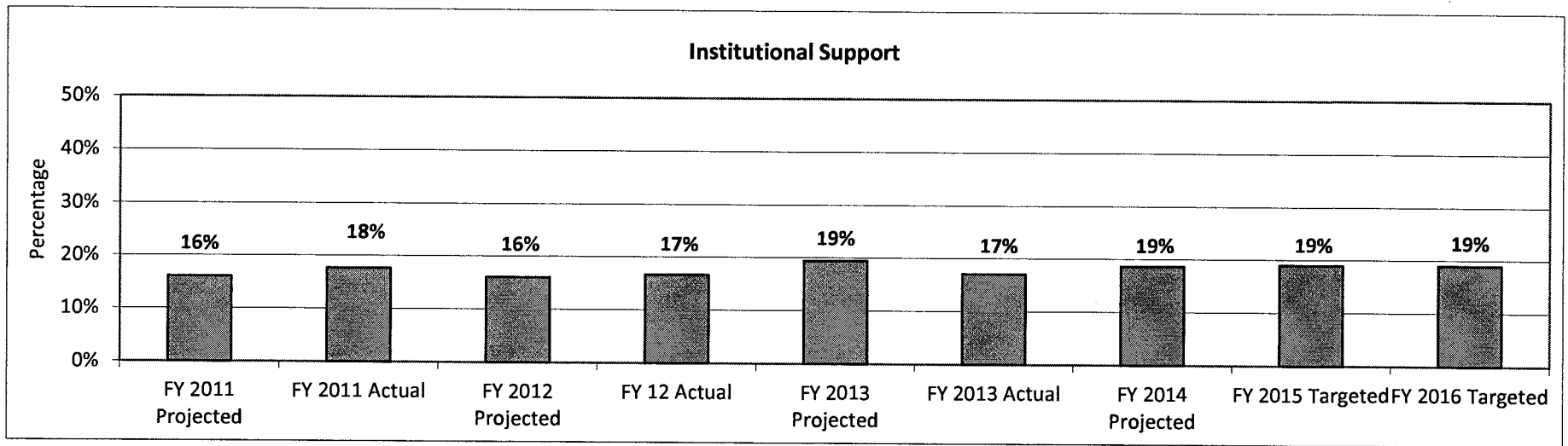
**Department of Higher Education**

**Lincoln University**

**Program is found in the following core budget(s): State Aid to Four-year Institutions**


**7b. Provide an efficiency measure.**

What percent of total E&G unrestricted expenditures is spent on institutional support?



**7c. Provide the number of clients/individuals served, if applicable.**

Total headcount enrollment at Lincoln University.



**7d. Provide a customer satisfaction measure, if available.**

N/A

**CORE RECONCILIATION DETAIL**

**DEPARTMENT OF HIGHER EDUCATION**  
**TRUMAN STATE UNIVERSITY**

**5. CORE RECONCILIATION DETAIL**

		Budget Class	FTE	GR	Federal	Other	Total	Explanation
<b>TAFP AFTER VETOES</b>								
		PD	0.00	35,734,815	0	3,976,109	39,710,924	
		<b>Total</b>	<b>0.00</b>	<b>35,734,815</b>	<b>0</b>	<b>3,976,109</b>	<b>39,710,924</b>	
<b>DEPARTMENT CORE ADJUSTMENTS</b>								
Core Reallocation	1051 1546	PD	0.00	0	0	800,056	800,056	Reallocation of performance funding to institution core
Core Reallocation	1051 0652	PD	0.00	202,014	0	0	202,014	Reallocation of performance funding to institution core
	<b>NET DEPARTMENT CHANGES</b>		<b>0.00</b>	<b>202,014</b>	<b>0</b>	<b>800,056</b>	<b>1,002,070</b>	
<b>DEPARTMENT CORE REQUEST</b>								
		PD	0.00	35,936,829	0	4,776,165	40,712,994	
		<b>Total</b>	<b>0.00</b>	<b>35,936,829</b>	<b>0</b>	<b>4,776,165</b>	<b>40,712,994</b>	
<b>GOVERNOR'S RECOMMENDED CORE</b>								
		PD	0.00	35,936,829	0	4,776,165	40,712,994	
		<b>Total</b>	<b>0.00</b>	<b>35,936,829</b>	<b>0</b>	<b>4,776,165</b>	<b>40,712,994</b>	

**DECISION ITEM DETAIL**

Budget Unit	FY 2013	FY 2013	FY 2014	FY 2014	FY 2015	FY 2015	FY 2015	FY 2015
Decision Item	ACTUAL	ACTUAL	BUDGET	BUDGET	DEPT REQ	DEPT REQ	GOV REC	GOV REC
Budget Object Class	DOLLAR	FTE	DOLLAR	FTE	DOLLAR	FTE	DOLLAR	FTE
<b>TRUMAN STATE UNIVERSITY</b>								
<b>CORE</b>								
PROGRAM DISTRIBUTIONS	38,722,022	0.00	39,510,924	0.00	40,512,994	0.00	40,512,994	0.00
REFUNDS	3,254	0.00	200,000	0.00	200,000	0.00	200,000	0.00
<b>TOTAL - PD</b>	<b>38,725,276</b>	<b>0.00</b>	<b>39,710,924</b>	<b>0.00</b>	<b>40,712,994</b>	<b>0.00</b>	<b>40,712,994</b>	<b>0.00</b>
<b>GRAND TOTAL</b>	<b>\$38,725,276</b>	<b>0.00</b>	<b>\$39,710,924</b>	<b>0.00</b>	<b>\$40,712,994</b>	<b>0.00</b>	<b>\$40,712,994</b>	<b>0.00</b>
GENERAL REVENUE	\$35,059,196	0.00	\$35,734,815	0.00	\$35,936,829	0.00	\$35,936,829	0.00
FEDERAL FUNDS	\$0	0.00	\$0	0.00	\$0	0.00	\$0	0.00
OTHER FUNDS	\$3,666,080	0.00	\$3,976,109	0.00	\$4,776,165	0.00	\$4,776,165	0.00

**PROGRAM DESCRIPTION**

**Department of Higher Education**

**Truman State University**

**Program is found in the following core budget(s): State Aid to Four-year Institutions**

**1. What does this program do?**

This program provides funding for the operation of Truman State University.

**2. What is the authorization for this program, i.e., federal or state statute, etc.? (Include the federal program number, if applicable.)**

Chapter 174, RSMo

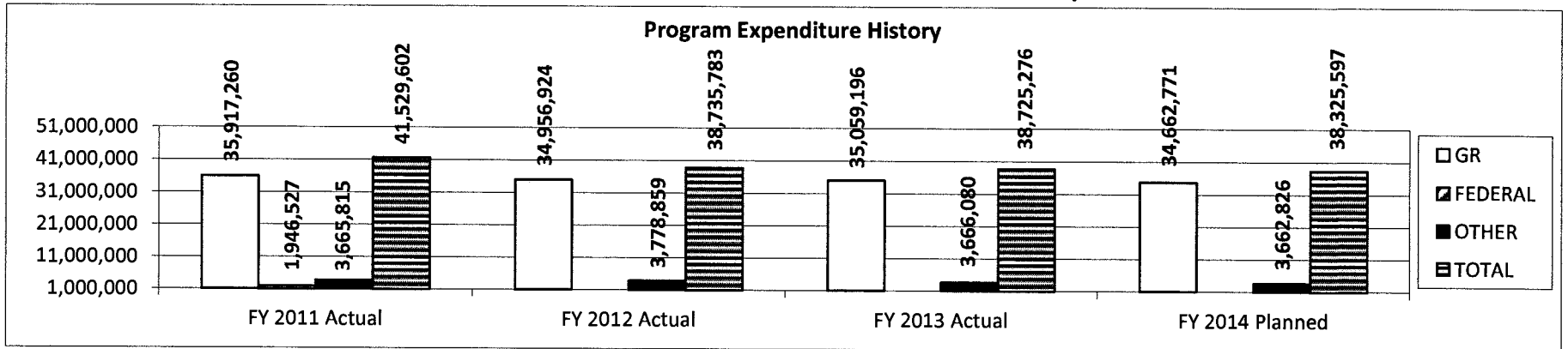
**3. Are there federal matching requirements? If yes, please explain.**

No

**4. Is this a federally mandated program? If yes, please explain.**

No

**5. Provide actual expenditures for the prior three fiscal years and planned expenditures for the current fiscal year.**



**6. What are the sources of the "Other" funds?**

Lottery Proceeds Fund (0291); Debt Offset Escrow (0753)

**PROGRAM DESCRIPTION**

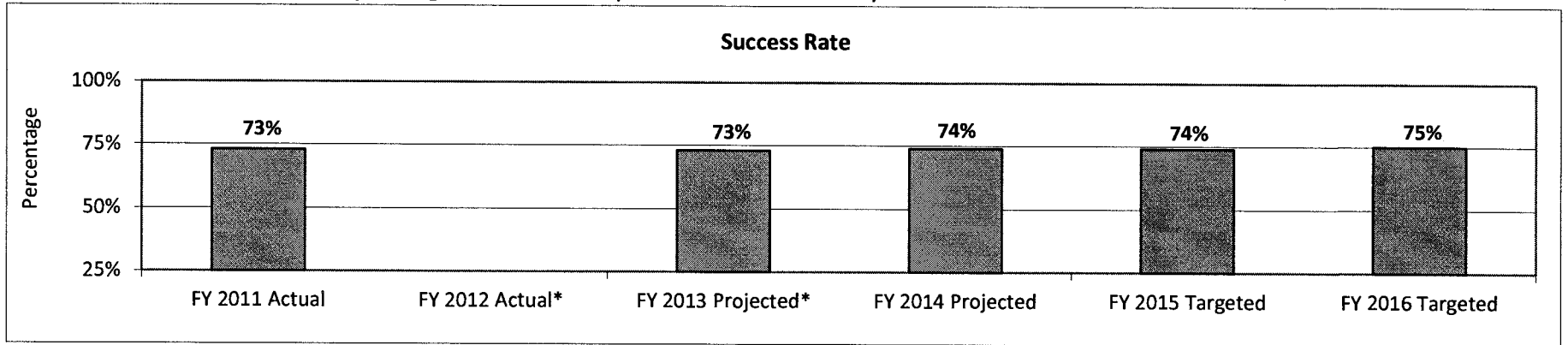
**Department of Higher Education**

**Truman State University**

**Program is found in the following core budget(s): State Aid to Four-year Institutions**

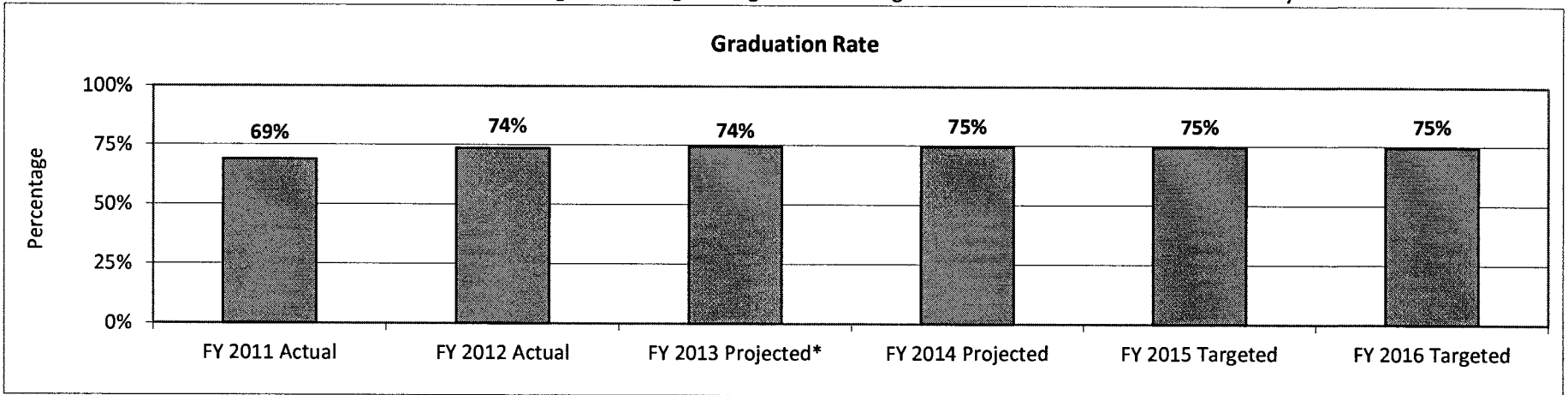
**7a. Provide an effectiveness measure.**

First-time, full-time degree-seeking undergraduate who completed the first academic year with 24 credit hours and a GPA of 2.0.



\*Actual data not currently available

Six-year graduation rate of each first-time, full-time degree-seeking undergraduate who graduated from Truman State University.



\*Actual data not currently available

**PROGRAM DESCRIPTION**

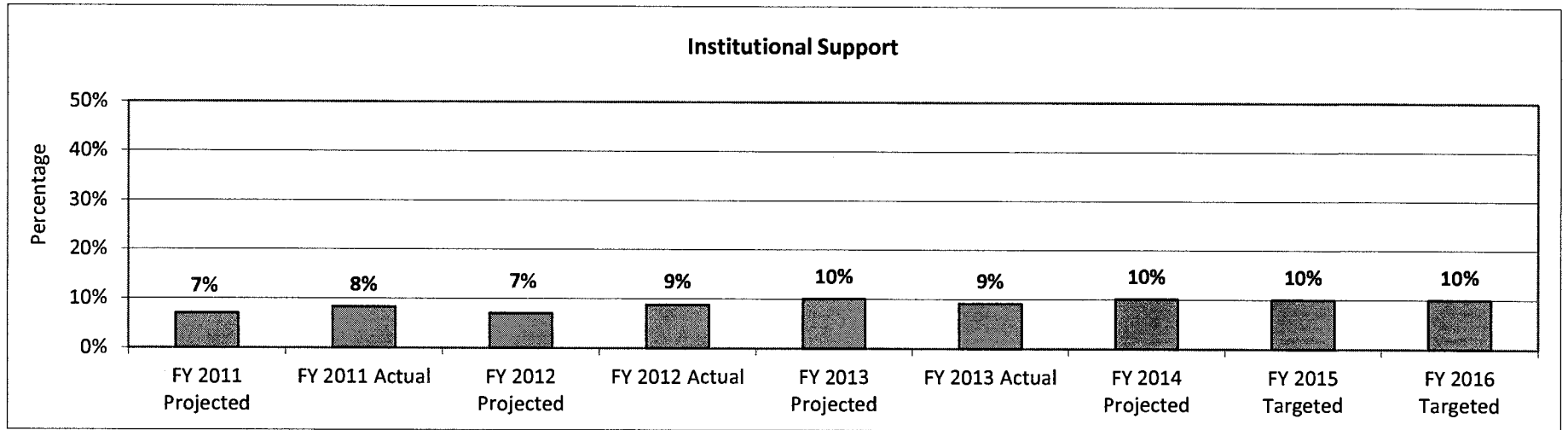
**Department of Higher Education**

**Truman State University**

**Program is found in the following core budget(s): State Aid to Four-year Institutions**


**7b. Provide an efficiency measure.**

What percent of total E&G unrestricted expenditures is spent on institutional support?



**7c. Provide the number of clients/individuals served, if applicable.**

Total headcount enrollment at Truman State University.



**7d. Provide a customer satisfaction measure, if available.**

N/A

**CORE RECONCILIATION DETAIL**

**DEPARTMENT OF HIGHER EDUCATION**  
**NORTHWEST MO STATE UNIVERSITY**

**5. CORE RECONCILIATION DETAIL**

	<b>Budget Class</b>	<b>FTE</b>	<b>GR</b>	<b>Federal</b>	<b>Other</b>	<b>Total</b>	<b>Explanation</b>
<b>TAFP AFTER VETOES</b>							
	PD	0.00	26,752,181	0	2,799,805	29,551,986	
	<b>Total</b>	<b>0.00</b>	<b>26,752,181</b>	<b>0</b>	<b>2,799,805</b>	<b>29,551,986</b>	
<b>DEPARTMENT CORE ADJUSTMENTS</b>							
Core Reallocation	1052 1547 PD	0.00	0	0	742,935	742,935	Reallocation of performance funding to institution core
Core Reallocation	1052 0656 PD	0.00	187,591	0	0	187,591	Reallocation of performance funding to institution core
	<b>NET DEPARTMENT CHANGES</b>	<b>0.00</b>	<b>187,591</b>	<b>0</b>	<b>742,935</b>	<b>930,526</b>	
<b>DEPARTMENT CORE REQUEST</b>							
	PD	0.00	26,939,772	0	3,542,740	30,482,512	
	<b>Total</b>	<b>0.00</b>	<b>26,939,772</b>	<b>0</b>	<b>3,542,740</b>	<b>30,482,512</b>	
<b>GOVERNOR'S RECOMMENDED CORE</b>							
	PD	0.00	26,939,772	0	3,542,740	30,482,512	
	<b>Total</b>	<b>0.00</b>	<b>26,939,772</b>	<b>0</b>	<b>3,542,740</b>	<b>30,482,512</b>	



**DECISION ITEM DETAIL**

Budget Unit	FY 2013	FY 2013	FY 2014	FY 2014	FY 2015	FY 2015	FY 2015	FY 2015
Decision Item	ACTUAL	ACTUAL	BUDGET	BUDGET	DEPT REQ	DEPT REQ	GOV REC	GOV REC
Budget Object Class	DOLLAR	FTE	DOLLAR	FTE	DOLLAR	FTE	DOLLAR	FTE
<b>NORTHWEST MO STATE UNIVERSITY</b>								
<b>CORE</b>								
PROGRAM DISTRIBUTIONS	28,804,473	0.00	29,351,986	0.00	30,282,512	0.00	30,282,512	0.00
REFUNDS	76,352	0.00	200,000	0.00	200,000	0.00	200,000	0.00
<b>TOTAL - PD</b>	<b>28,880,825</b>	<b>0.00</b>	<b>29,551,986</b>	<b>0.00</b>	<b>30,482,512</b>	<b>0.00</b>	<b>30,482,512</b>	<b>0.00</b>
<b>GRAND TOTAL</b>	<b>\$28,880,825</b>	<b>0.00</b>	<b>\$29,551,986</b>	<b>0.00</b>	<b>\$30,482,512</b>	<b>0.00</b>	<b>\$30,482,512</b>	<b>0.00</b>
GENERAL REVENUE	\$26,282,662	0.00	\$26,752,181	0.00	\$26,939,772	0.00	\$26,939,772	0.00
FEDERAL FUNDS	\$0	0.00	\$0	0.00	\$0	0.00	\$0	0.00
OTHER FUNDS	\$2,598,163	0.00	\$2,799,805	0.00	\$3,542,740	0.00	\$3,542,740	0.00

**PROGRAM DESCRIPTION**

**Department of Higher Education**

**Northwest Missouri State University**

**Program is found in the following core budget(s): State Aid to Four-year Institutions**

**1. What does this program do?**

This program provides funding for the operation of Northwest Missouri State University.

**2. What is the authorization for this program, i.e., federal or state statute, etc.? (Include the federal program number, if applicable.)**

Chapter 174, RSMo

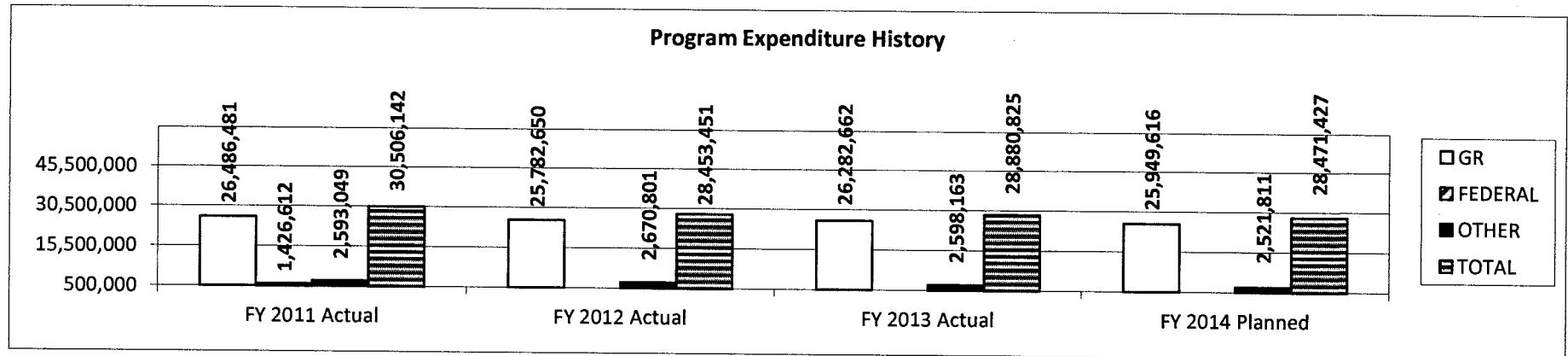
**3. Are there federal matching requirements? If yes, please explain.**

No

**4. Is this a federally mandated program? If yes, please explain.**

No

**5. Provide actual expenditures for the prior three fiscal years and planned expenditures for the current fiscal year.**



**6. What are the sources of the "Other " funds?**

Lottery Proceeds Fund (0291); Debt Offset Escrow (0753)

**PROGRAM DESCRIPTION**

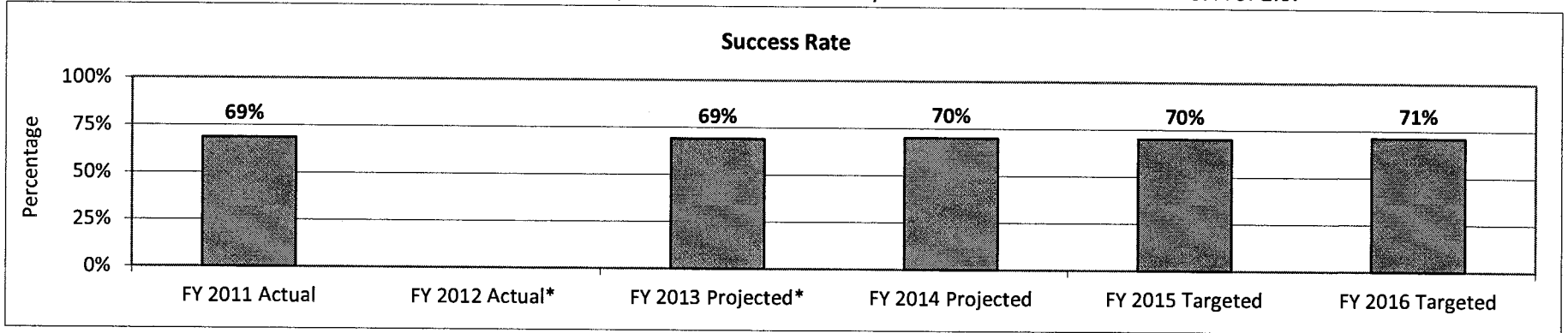
**Department of Higher Education**

**Northwest Missouri State University**

**Program is found in the following core budget(s): State Aid to Four-year Institutions**

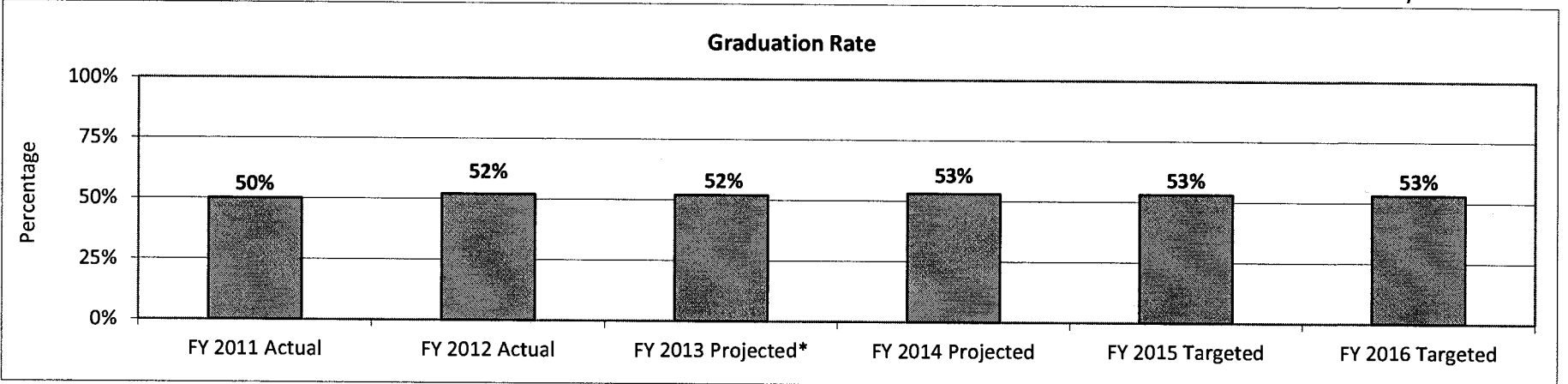
**7a. Provide an effectiveness measure.**

First-time, full-time degree-seeking undergraduate who completed the first academic year with 24 credit hours and a GPA of 2.0.



\*Actual data not currently available

Six-year graduation rate of each first-time, full-time degree-seeking undergraduate who graduated from Northwest Missouri State University.



\*Actual data not currently available

**PROGRAM DESCRIPTION**

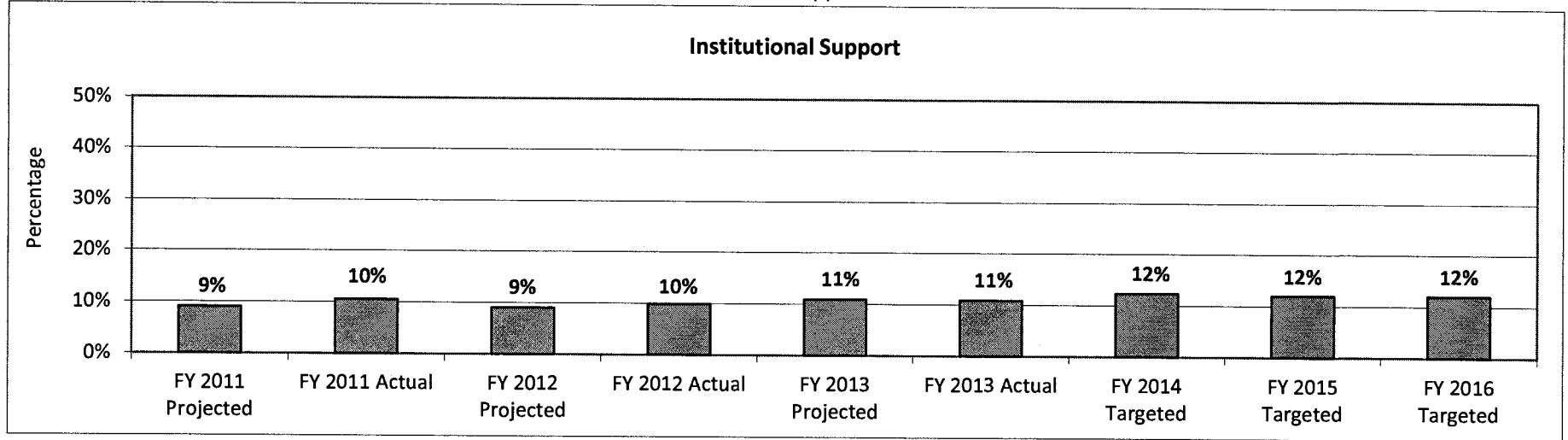
**Department of Higher Education**

**Northwest Missouri State University**

**Program is found in the following core budget(s): State Aid to Four-year Institutions**

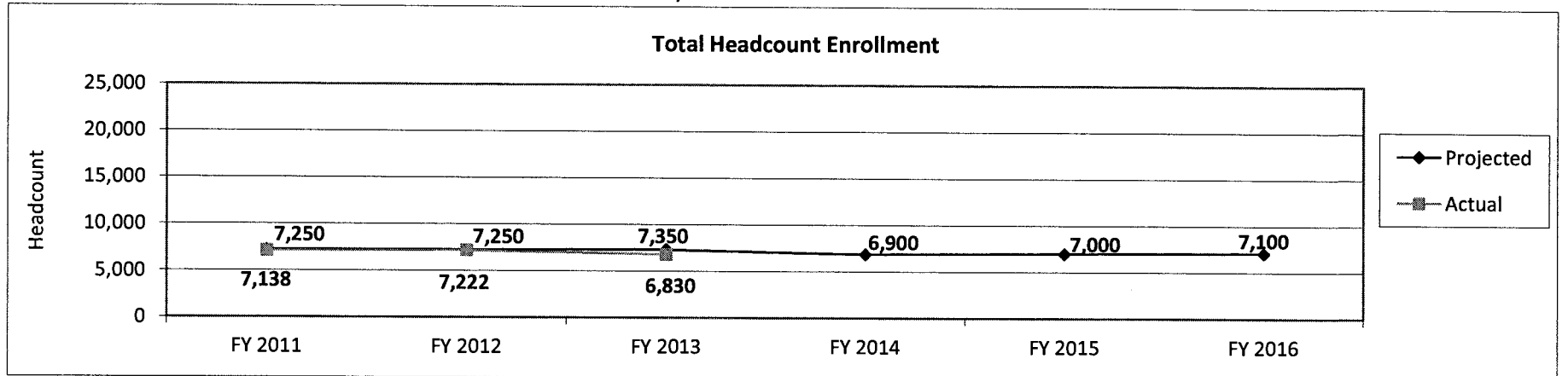
**7b. Provide an efficiency measure.**

What percent of total E&G unrestricted expenditures is spent on institutional support?



**7c. Provide the number of clients/individuals served, if applicable.**

Total headcount enrollment at Northwest Missouri State University.



**7d. Provide a customer satisfaction measure, if available.**

N/A

**CORE RECONCILIATION DETAIL**

**DEPARTMENT OF HIGHER EDUCATION**  
**MO SOUTHERN STATE UNIVERSITY**

**5. CORE RECONCILIATION DETAIL**

			Budget Class	FTE	GR	Federal	Other	Total	Explanation
<b>TAFP AFTER VETOES</b>									
			PD	0.00	20,679,721	0	2,172,820	22,852,541	
			<b>Total</b>	<b>0.00</b>	<b>20,679,721</b>	<b>0</b>	<b>2,172,820</b>	<b>22,852,541</b>	
<b>DEPARTMENT CORE ADJUSTMENTS</b>									
Core Reallocation	1053	1549	PD	0.00	0	0	458,691	458,691	Reallocation of performance funding to institution core
Core Reallocation	1053	0659	PD	0.00	115,819	0	0	115,819	Reallocation of performance funding to institution core
		<b>NET DEPARTMENT CHANGES</b>		<b>0.00</b>	<b>115,819</b>	<b>0</b>	<b>458,691</b>	<b>574,510</b>	
<b>DEPARTMENT CORE REQUEST</b>									
			PD	0.00	20,795,540	0	2,631,511	23,427,051	
			<b>Total</b>	<b>0.00</b>	<b>20,795,540</b>	<b>0</b>	<b>2,631,511</b>	<b>23,427,051</b>	
<b>GOVERNOR'S RECOMMENDED CORE</b>									
			PD	0.00	20,795,540	0	2,631,511	23,427,051	
			<b>Total</b>	<b>0.00</b>	<b>20,795,540</b>	<b>0</b>	<b>2,631,511</b>	<b>23,427,051</b>	

**DECISION ITEM DETAIL**

Budget Unit	FY 2013	FY 2013	FY 2014	FY 2014	FY 2015	FY 2015	FY 2015	FY 2015
Decision Item	ACTUAL	ACTUAL	BUDGET	BUDGET	DEPT REQ	DEPT REQ	GOV REC	GOV REC
Budget Object Class	DOLLAR	FTE	DOLLAR	FTE	DOLLAR	FTE	DOLLAR	FTE
<b>MO SOUTHERN STATE UNIVERSITY</b>								
<b>CORE</b>								
PROGRAM DISTRIBUTIONS	22,225,470	0.00	22,652,541	0.00	23,227,051	0.00	23,227,051	0.00
REFUNDS	8,584	0.00	200,000	0.00	200,000	0.00	200,000	0.00
<b>TOTAL - PD</b>	<b>22,234,054</b>	<b>0.00</b>	<b>22,852,541</b>	<b>0.00</b>	<b>23,427,051</b>	<b>0.00</b>	<b>23,427,051</b>	<b>0.00</b>
<b>GRAND TOTAL</b>	<b>\$22,234,054</b>	<b>0.00</b>	<b>\$22,852,541</b>	<b>0.00</b>	<b>\$23,427,051</b>	<b>0.00</b>	<b>\$23,427,051</b>	<b>0.00</b>
GENERAL REVENUE	\$20,311,835	0.00	\$20,679,721	0.00	\$20,795,540	0.00	\$20,795,540	0.00
FEDERAL FUNDS	\$0	0.00	\$0	0.00	\$0	0.00	\$0	0.00
OTHER FUNDS	\$1,922,219	0.00	\$2,172,820	0.00	\$2,631,511	0.00	\$2,631,511	0.00

**PROGRAM DESCRIPTION**

**Department of Higher Education**

**Missouri Southern State University**

**Program is found in the following core budget(s): State Aid to Four-year Institutions**

**1. What does this program do?**

This program provides funding for the operation of Missouri Southern State University.

**2. What is the authorization for this program, i.e., federal or state statute, etc.? (Include the federal program number, if applicable.)**

Chapter 174, RSMo

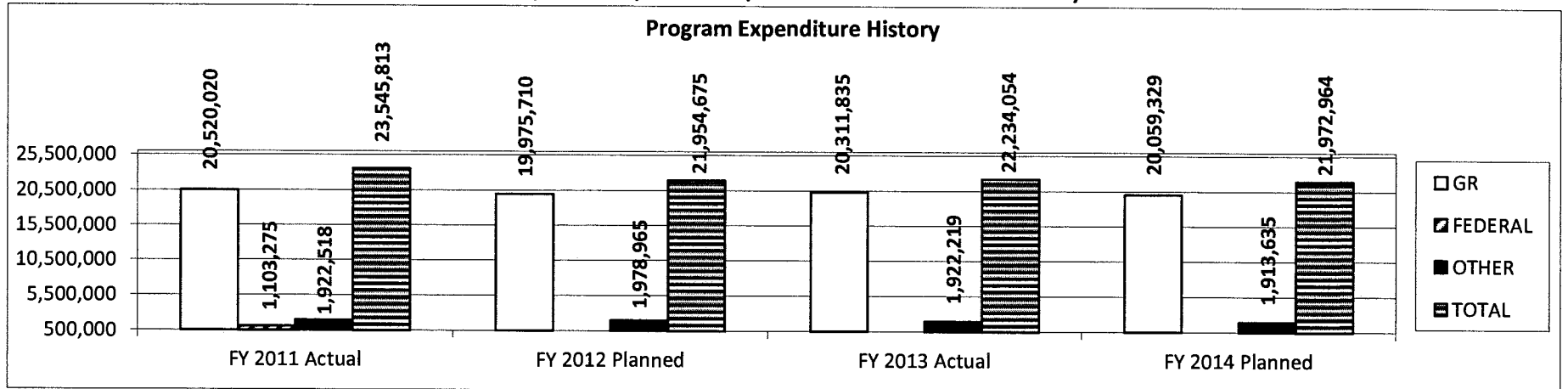
**3. Are there federal matching requirements? If yes, please explain.**

No

**4. Is this a federally mandated program? If yes, please explain.**

No

**5. Provide actual expenditures for the prior three fiscal years and planned expenditures for the current fiscal year.**



**6. What are the sources of the "Other " funds?**

Lottery Proceeds Fund (0291); Debt Offset Escrow (0753)

**PROGRAM DESCRIPTION**

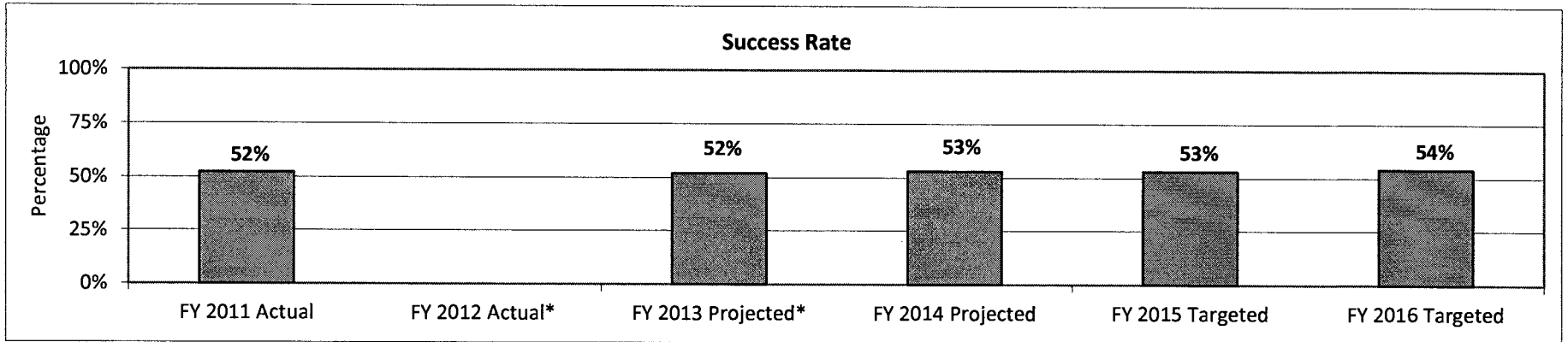
**Department of Higher Education**

**Missouri Southern State University**

**Program is found in the following core budget(s): State Aid to Four-year Institutions**

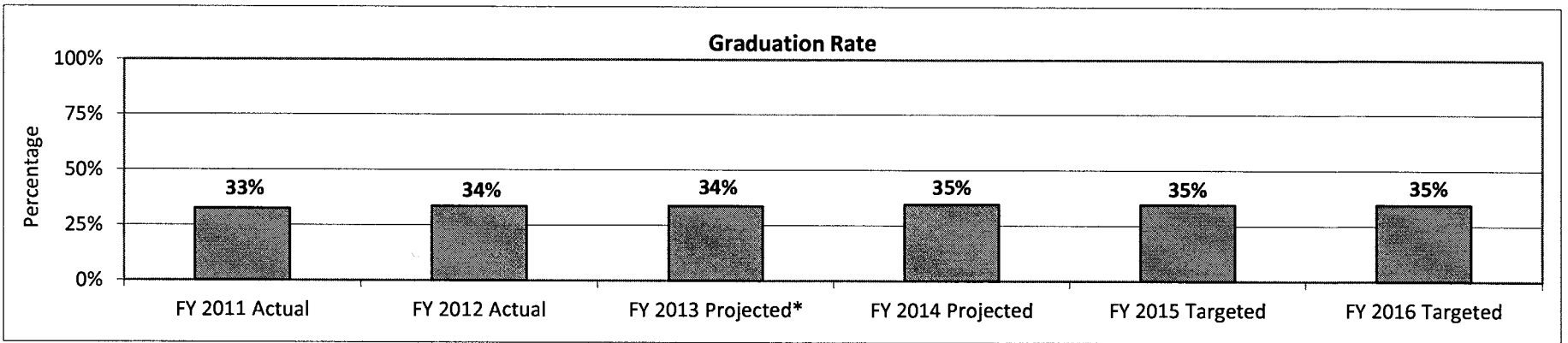
**7a. Provide an effectiveness measure.**

First-time, full-time degree-seeking undergraduate who completed the first academic year with 24 credit hours and a GPA of 2.0.



\*Actual data not currently available

Six-year graduation rate of each first-time, full-time degree-seeking undergraduate who graduated from Missouri Southern State University.



\*Actual data not currently available



**PROGRAM DESCRIPTION**

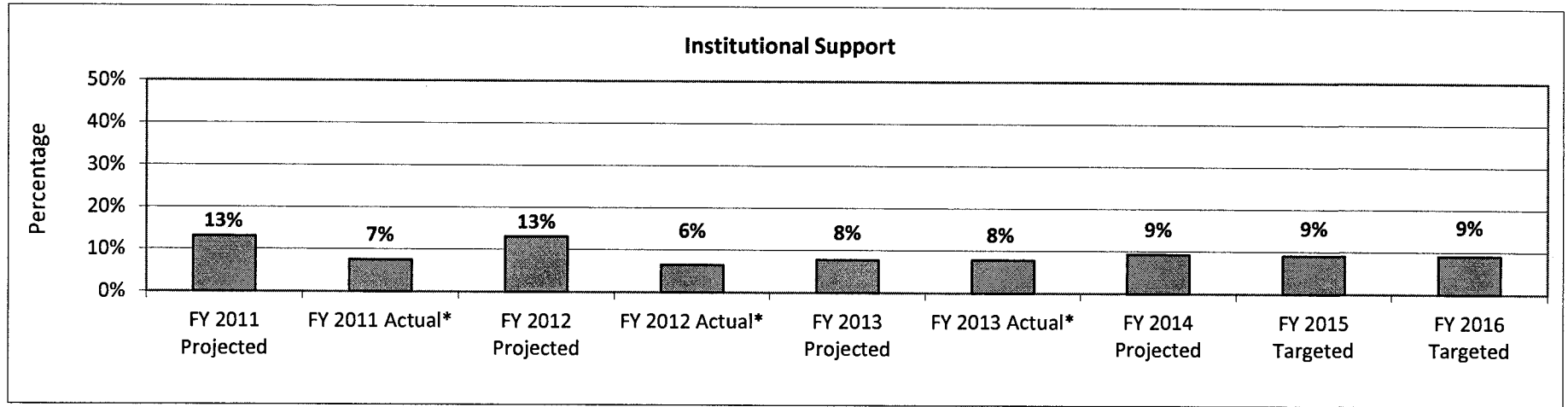
**Department of Higher Education**

**Missouri Southern State University**

**Program is found in the following core budget(s): State Aid to Four-year Institutions**

**7b. Provide an efficiency measure.**


What percent of total E&G unrestricted expenditures is spent on institutional support?



\*Percentage is based on unrestricted and restricted expenditures

**7c. Provide the number of clients/individuals served, if applicable.**

Total headcount enrollment at Missouri Southern State University.



**7d. Provide a customer satisfaction measure, if available.**

N/A

**CORE RECONCILIATION DETAIL**

**DEPARTMENT OF HIGHER EDUCATION**  
**MO WESTERN STATE UNIVERSITY**

**5. CORE RECONCILIATION DETAIL**

		<b>Budget Class</b>	<b>FTE</b>	<b>GR</b>	<b>Federal</b>	<b>Other</b>	<b>Total</b>	<b>Explanation</b>
<b>TAFP AFTER VETOES</b>								
		PD	0.00	19,084,288	0	2,168,039	21,252,327	
		<b>Total</b>	<b>0.00</b>	<b>19,084,288</b>	<b>0</b>	<b>2,168,039</b>	<b>21,252,327</b>	
<b>DEPARTMENT CORE ADJUSTMENTS</b>								
Core Reallocation	1054 1550	PD	0.00	0	0	426,288	426,288	Reallocation of performance funding to institution core
Core Reallocation	1054 0660	PD	0.00	107,637	0	0	107,637	Reallocation of performance funding to institution core
	<b>NET DEPARTMENT CHANGES</b>		<b>0.00</b>	<b>107,637</b>	<b>0</b>	<b>426,288</b>	<b>533,925</b>	
<b>DEPARTMENT CORE REQUEST</b>								
		PD	0.00	19,191,925	0	2,594,327	21,786,252	
		<b>Total</b>	<b>0.00</b>	<b>19,191,925</b>	<b>0</b>	<b>2,594,327</b>	<b>21,786,252</b>	
<b>GOVERNOR'S RECOMMENDED CORE</b>								
		PD	0.00	19,191,925	0	2,594,327	21,786,252	
		<b>Total</b>	<b>0.00</b>	<b>19,191,925</b>	<b>0</b>	<b>2,594,327</b>	<b>21,786,252</b>	

**DECISION ITEM DETAIL**

Budget Unit	FY 2013	FY 2013	FY 2014	FY 2014	FY 2015	FY 2015	FY 2015	FY 2015
Decision Item	ACTUAL	ACTUAL	BUDGET	BUDGET	DEPT REQ	DEPT REQ	GOV REC	GOV REC
Budget Object Class	DOLLAR	FTE	DOLLAR	FTE	DOLLAR	FTE	DOLLAR	FTE
<b>MO WESTERN STATE UNIVERSITY</b>								
<b>CORE</b>								
PROGRAM DISTRIBUTIONS	20,672,577	0.00	21,052,327	0.00	21,586,252	0.00	21,586,252	0.00
REFUNDS	171,754	0.00	200,000	0.00	200,000	0.00	200,000	0.00
TOTAL - PD	<u>20,844,331</u>	<u>0.00</u>	<u>21,252,327</u>	<u>0.00</u>	<u>21,786,252</u>	<u>0.00</u>	<u>21,786,252</u>	<u>0.00</u>
<b>GRAND TOTAL</b>	<b>\$20,844,331</b>	<b>0.00</b>	<b>\$21,252,327</b>	<b>0.00</b>	<b>\$21,786,252</b>	<b>0.00</b>	<b>\$21,786,252</b>	<b>0.00</b>
GENERAL REVENUE	\$18,763,579	0.00	\$19,084,288	0.00	\$19,191,925	0.00	\$19,191,925	0.00
FEDERAL FUNDS	\$0	0.00	\$0	0.00	\$0	0.00	\$0	0.00
OTHER FUNDS	\$2,080,752	0.00	\$2,168,039	0.00	\$2,594,327	0.00	\$2,594,327	0.00

**PROGRAM DESCRIPTION**

**Department of Higher Education**

**Missouri Western State University**

**Program is found in the following core budget(s): State Aid to Four-year Institutions**

**1. What does this program do?**

This program provides funding for the operation of Missouri Western State University.

**2. What is the authorization for this program, i.e., federal or state statute, etc.? (Include the federal program number, if applicable.)**

Chapter 174, RSMo

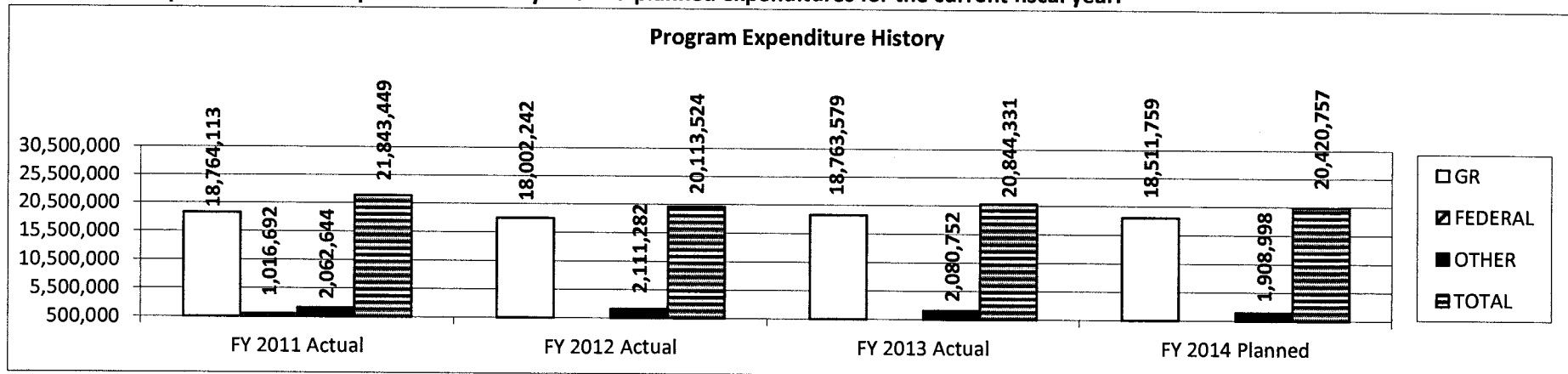
**3. Are there federal matching requirements? If yes, please explain.**

No

**4. Is this a federally mandated program? If yes, please explain.**

No

**5. Provide actual expenditures for the prior three fiscal years and planned expenditures for the current fiscal year.**



**6. What are the sources of the "Other " funds?**

Lottery Proceeds Fund (0291); Debt Offset Escrow (0753)

**PROGRAM DESCRIPTION**

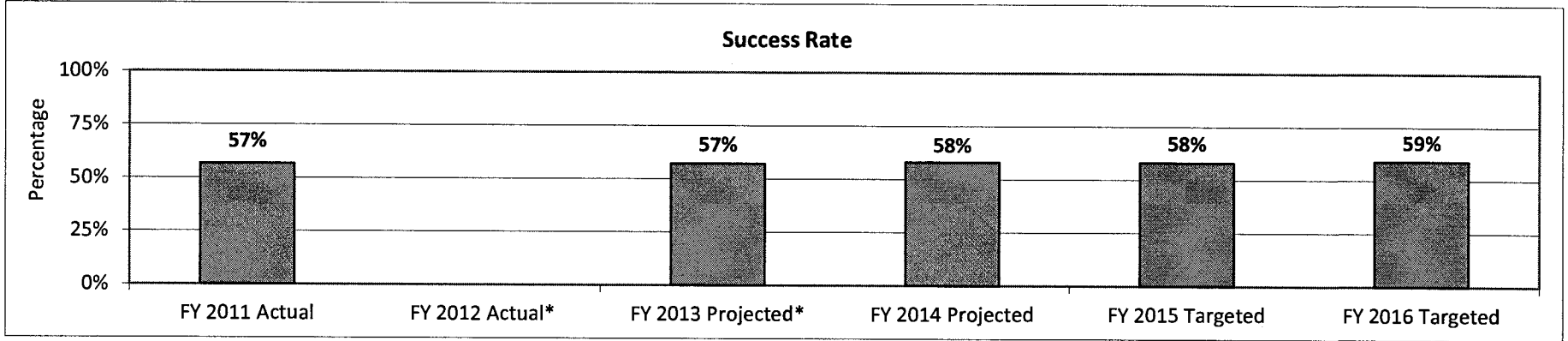
**Department of Higher Education**

**Missouri Western State University**

**Program is found in the following core budget(s): State Aid to Four-year Institutions**

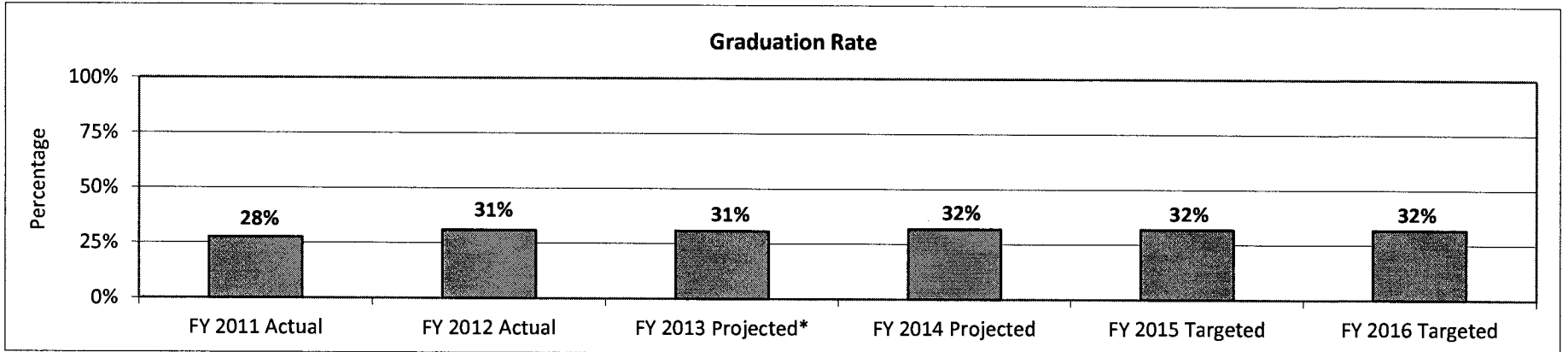
**7a. Provide an effectiveness measure.**

First-time, full-time degree-seeking undergraduate who completed the first academic year with 24 credit hours and a GPA of 2.0.



\*Actual data not currently available

Six-year graduation rate of each first-time, full-time degree-seeking undergraduate who graduated from Missouri Western State University.



\*Actual data not currently available

**PROGRAM DESCRIPTION**

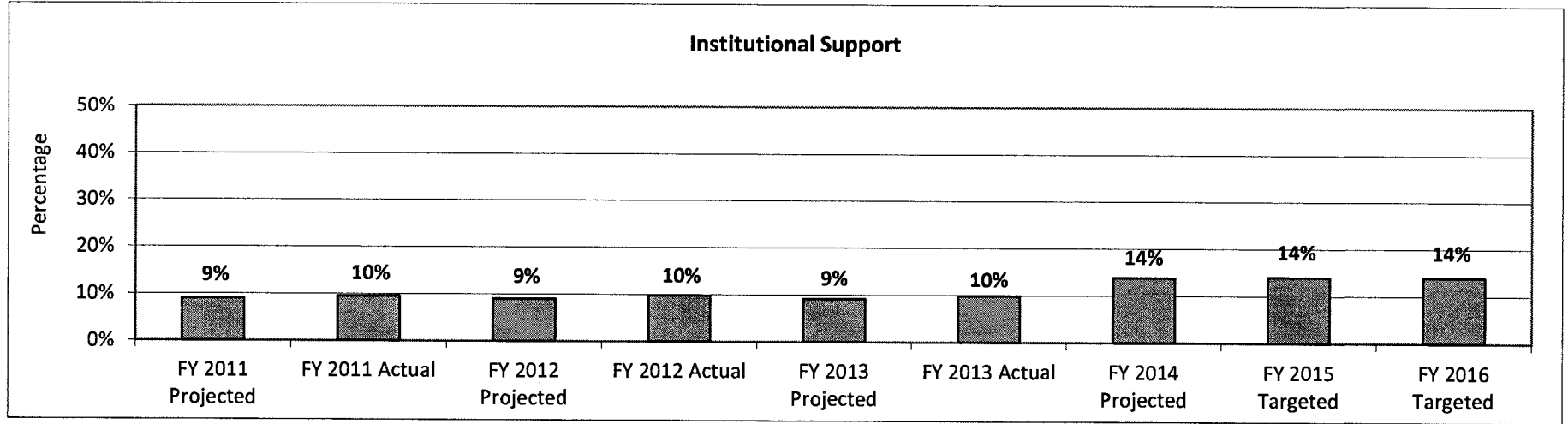
**Department of Higher Education**

**Missouri Western State University**

**Program is found in the following core budget(s): State Aid to Four-year Institutions**

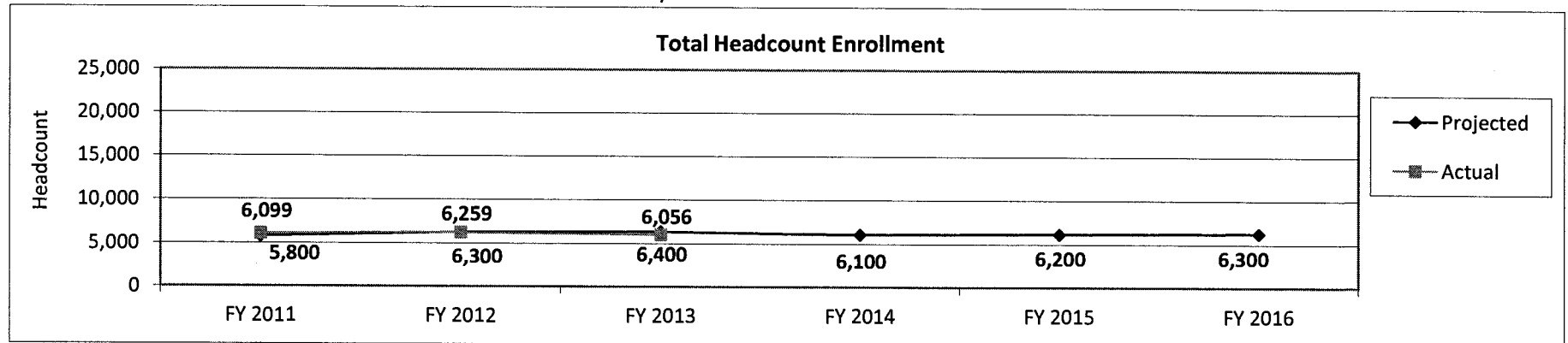
**7b. Provide an efficiency measure.**

What percent of total E&G unrestricted expenditures is spent on institutional support?



**7c. Provide the number of clients/individuals served, if applicable.**

Total headcount enrollment at Missouri Western State University.



**7d. Provide a customer satisfaction measure, if available.**

N/A

**CORE RECONCILIATION DETAIL**

**DEPARTMENT OF HIGHER EDUCATION**  
**HARRIS STOWE STATE UNIVERSITY**

**5. CORE RECONCILIATION DETAIL**

	Budget Class	FTE	GR	Federal	Other	Total	Explanation
<b>TAFP AFTER VETOES</b>							
	PD	0.00	8,584,110	0	1,108,704	9,692,814	
	<b>Total</b>	<b>0.00</b>	<b>8,584,110</b>	<b>0</b>	<b>1,108,704</b>	<b>9,692,814</b>	
<b>DEPARTMENT CORE ADJUSTMENTS</b>							
Core Reallocation	1055 3426	PD	0.00	60,668	0	60,668	Reallocation of performance funding to institution core
Core Reallocation	1055 1551	PD	0.00	0	240,275	240,275	Reallocation of performance funding to institution core
<b>NET DEPARTMENT CHANGES</b>			<b>0.00</b>	<b>60,668</b>	<b>0</b>	<b>240,275</b>	<b>300,943</b>
<b>DEPARTMENT CORE REQUEST</b>							
	PD	0.00	8,644,778	0	1,348,979	9,993,757	
	<b>Total</b>	<b>0.00</b>	<b>8,644,778</b>	<b>0</b>	<b>1,348,979</b>	<b>9,993,757</b>	
<b>GOVERNOR'S RECOMMENDED CORE</b>							
	PD	0.00	8,644,778	0	1,348,979	9,993,757	
	<b>Total</b>	<b>0.00</b>	<b>8,644,778</b>	<b>0</b>	<b>1,348,979</b>	<b>9,993,757</b>	

**DECISION ITEM DETAIL**

Budget Unit	FY 2013	FY 2013	FY 2014	FY 2014	FY 2015	FY 2015	FY 2015	FY 2015
Decision Item	ACTUAL	ACTUAL	BUDGET	BUDGET	DEPT REQ	DEPT REQ	GOV REC	GOV REC
Budget Object Class	DOLLAR	FTE	DOLLAR	FTE	DOLLAR	FTE	DOLLAR	FTE
<b>HARRIS STOWE STATE UNIVERSITY</b>								
<b>CORE</b>								
PROGRAM DISTRIBUTIONS	9,301,040	0.00	9,492,814	0.00	9,793,757	0.00	9,793,757	0.00
REFUNDS	38,537	0.00	200,000	0.00	200,000	0.00	200,000	0.00
<b>TOTAL - PD</b>	<b>9,339,577</b>	<b>0.00</b>	<b>9,692,814</b>	<b>0.00</b>	<b>9,993,757</b>	<b>0.00</b>	<b>9,993,757</b>	<b>0.00</b>
<b>GRAND TOTAL</b>	<b>\$9,339,577</b>	<b>0.00</b>	<b>\$9,692,814</b>	<b>0.00</b>	<b>\$9,993,757</b>	<b>0.00</b>	<b>\$9,993,757</b>	<b>0.00</b>
GENERAL REVENUE	\$8,419,597	0.00	\$8,584,110	0.00	\$8,644,778	0.00	\$8,644,778	0.00
FEDERAL FUNDS	\$0	0.00	\$0	0.00	\$0	0.00	\$0	0.00
OTHER FUNDS	\$919,980	0.00	\$1,108,704	0.00	\$1,348,979	0.00	\$1,348,979	0.00



## PROGRAM DESCRIPTION

**Department of Higher Education**

**Harris-Stowe State University**

**Program is found in the following core budget(s): State Aid to Four-year Institutions**

**1. What does this program do?**

This program provides funding for the operation of Harris-Stowe State University.

**2. What is the authorization for this program, i.e., federal or state statute, etc.? (Include the federal program number, if applicable.)**

Chapter 174, RSMo

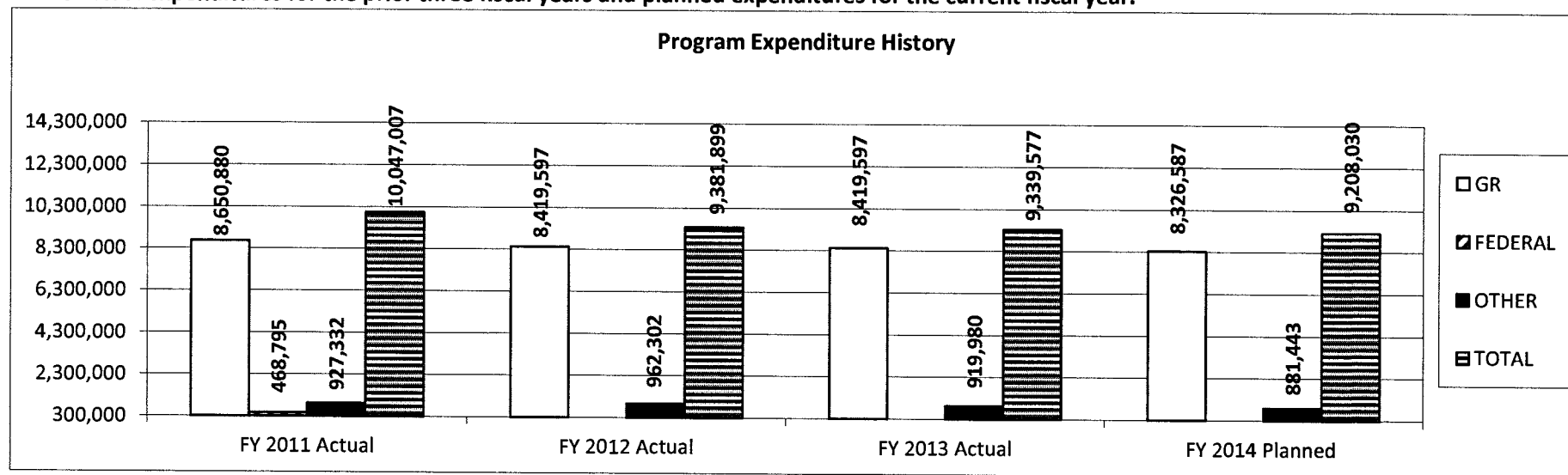
**3. Are there federal matching requirements? If yes, please explain.**

No

**4. Is this a federally mandated program? If yes, please explain.**

No

**5. Provide actual expenditures for the prior three fiscal years and planned expenditures for the current fiscal year.**



**6. What are the sources of the "Other" funds?**

Lottery Proceeds Fund (0291); Debt Offset Escrow (0753)

**PROGRAM DESCRIPTION**

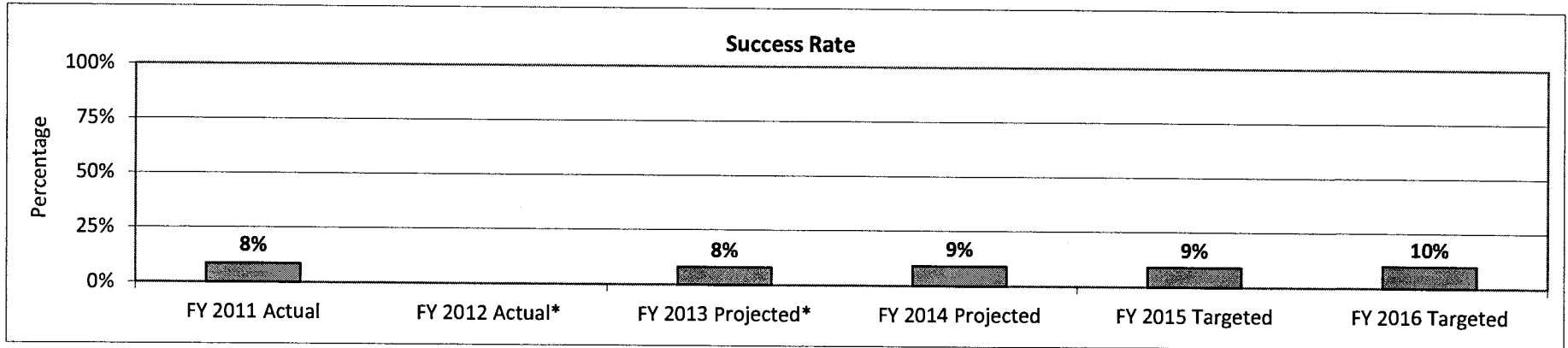
**Department of Higher Education**

**Harris-Stowe State University**

**Program is found in the following core budget(s): State Aid to Four-year Institutions**

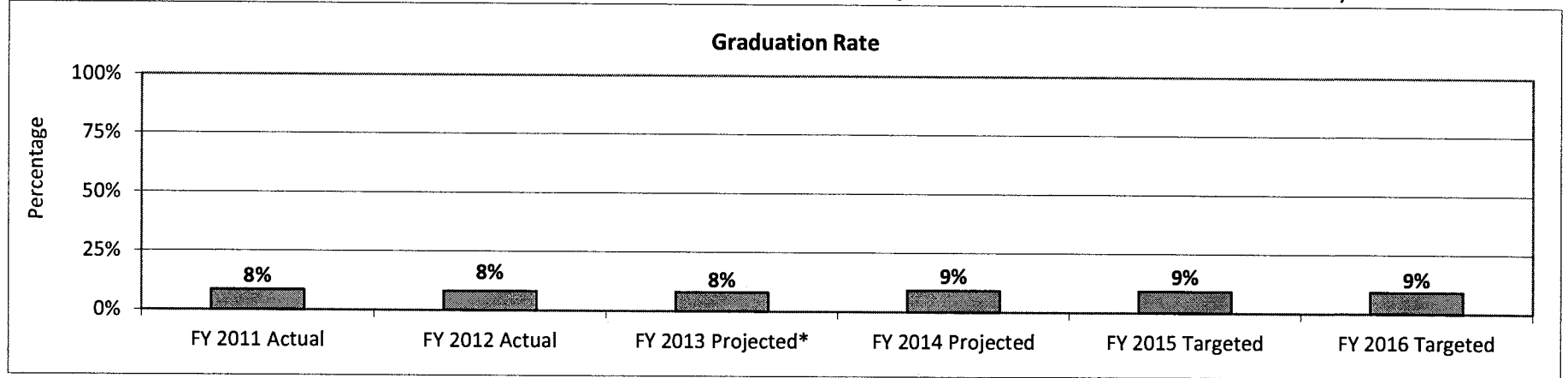
**7a. Provide an effectiveness measure.**

First-time, full-time degree-seeking undergraduate who completed the first academic year with 24 credit hours and a GPA of 2.0.



\*Actual data not currently available

Six-year graduation rate of each first-time, full-time degree-seeking undergraduate who graduated from Harris-Stowe State University.



\*Actual data not currently available

**PROGRAM DESCRIPTION**

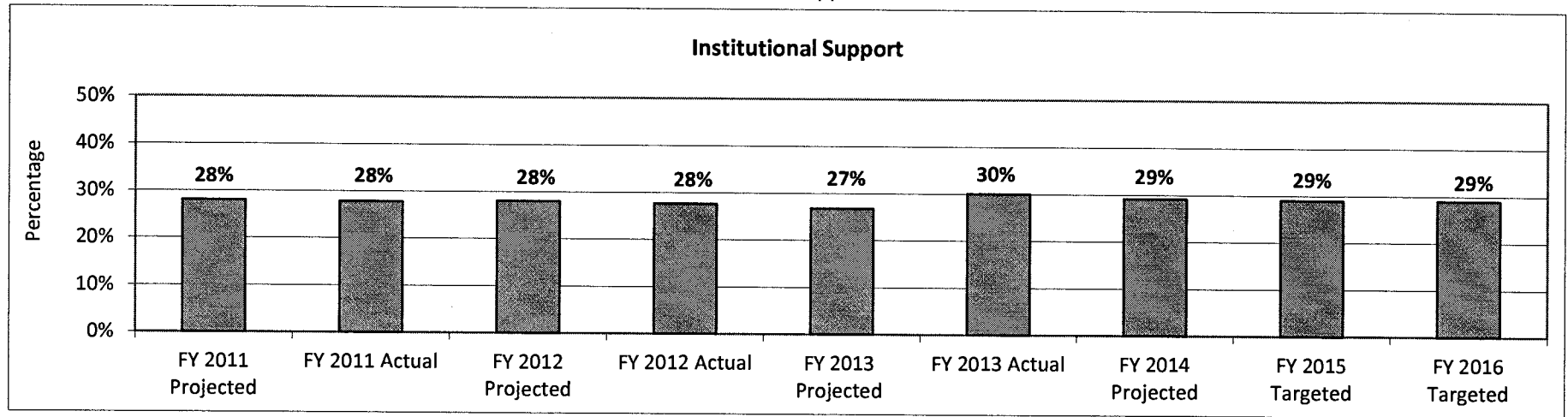
**Department of Higher Education**

**Harris-Stowe State University**

**Program is found in the following core budget(s): State Aid to Four-year Institutions**


**7b. Provide an efficiency measure.**

What percent of total E&G unrestricted expenditures is spent on institutional support?



**7c. Provide the number of clients/individuals served, if applicable.**

Total headcount enrollment at Harris-Stowe State University.



**7d. Provide a customer satisfaction measure, if available.**

N/A

**CORE RECONCILIATION DETAIL**

**DEPARTMENT OF HIGHER EDUCATION**  
**UNIV OF MISSOURI CAMPUSES**

**5. CORE RECONCILIATION DETAIL**

			<b>Budget</b>						
			<b>Class</b>	<b>FTE</b>	<b>GR</b>	<b>Federal</b>	<b>Other</b>	<b>Total</b>	<b>Explanation</b>
<b>TAFP AFTER VETOES</b>									
			PD	0.00	358,151,024	0	37,069,596	395,220,620	
			<b>Total</b>	<b>0.00</b>	<b>358,151,024</b>	<b>0</b>	<b>37,069,596</b>	<b>395,220,620</b>	
<b>DEPARTMENT CORE ADJUSTMENTS</b>									
Core Reallocation	1056	2304	PD	0.00	2,518,224	0	0	2,518,224	Reallocation of performance funding to institution core
Core Reallocation	1056	1552	PD	0.00	0	0	9,973,152	9,973,152	Reallocation of performance funding to institution core
			<b>NET DEPARTMENT CHANGES</b>	<b>0.00</b>	<b>2,518,224</b>	<b>0</b>	<b>9,973,152</b>	<b>12,491,376</b>	
<b>DEPARTMENT CORE REQUEST</b>									
			PD	0.00	360,669,248	0	47,042,748	407,711,996	
			<b>Total</b>	<b>0.00</b>	<b>360,669,248</b>	<b>0</b>	<b>47,042,748</b>	<b>407,711,996</b>	
<b>GOVERNOR'S RECOMMENDED CORE</b>									
			PD	0.00	360,669,248	0	47,042,748	407,711,996	
			<b>Total</b>	<b>0.00</b>	<b>360,669,248</b>	<b>0</b>	<b>47,042,748</b>	<b>407,711,996</b>	

**DECISION ITEM DETAIL**

Budget Unit	FY 2013	FY 2013	FY 2014	FY 2014	FY 2015	FY 2015	FY 2015	FY 2015
Decision Item	ACTUAL	ACTUAL	BUDGET	BUDGET	DEPT REQ	DEPT REQ	GOV REC	GOV REC
Budget Object Class	DOLLAR	FTE	DOLLAR	FTE	DOLLAR	FTE	DOLLAR	FTE
<b>UNIV OF MISSOURI CAMPUSES</b>								
<b>CORE</b>								
PROGRAM DISTRIBUTIONS	386,060,606	0.00	395,020,620	0.00	407,511,996	0.00	407,511,996	0.00
REFUNDS	0	0.00	200,000	0.00	200,000	0.00	200,000	0.00
<b>TOTAL - PD</b>	<b>386,060,606</b>	<b>0.00</b>	<b>395,220,620</b>	<b>0.00</b>	<b>407,711,996</b>	<b>0.00</b>	<b>407,711,996</b>	<b>0.00</b>
<b>GRAND TOTAL</b>	<b>\$386,060,606</b>	<b>0.00</b>	<b>\$395,220,620</b>	<b>0.00</b>	<b>\$407,711,996</b>	<b>0.00</b>	<b>\$407,711,996</b>	<b>0.00</b>
GENERAL REVENUE	\$353,097,098	0.00	\$358,151,024	0.00	\$360,669,248	0.00	\$360,669,248	0.00
FEDERAL FUNDS	\$0	0.00	\$0	0.00	\$0	0.00	\$0	0.00
OTHER FUNDS	\$32,963,508	0.00	\$37,069,596	0.00	\$47,042,748	0.00	\$47,042,748	0.00

**PROGRAM DESCRIPTION**

**Department of Higher Education**

**University of Missouri**

**Program is found in the following core budget(s): State Aid to Four-year Institutions**

**1. What does this program do?**

This program provides funding for the operation of the University of Missouri System.

**2. What is the authorization for this program, i.e., federal or state statute, etc.? (Include the federal program number, if applicable.)**

Chapter 172, RSMo

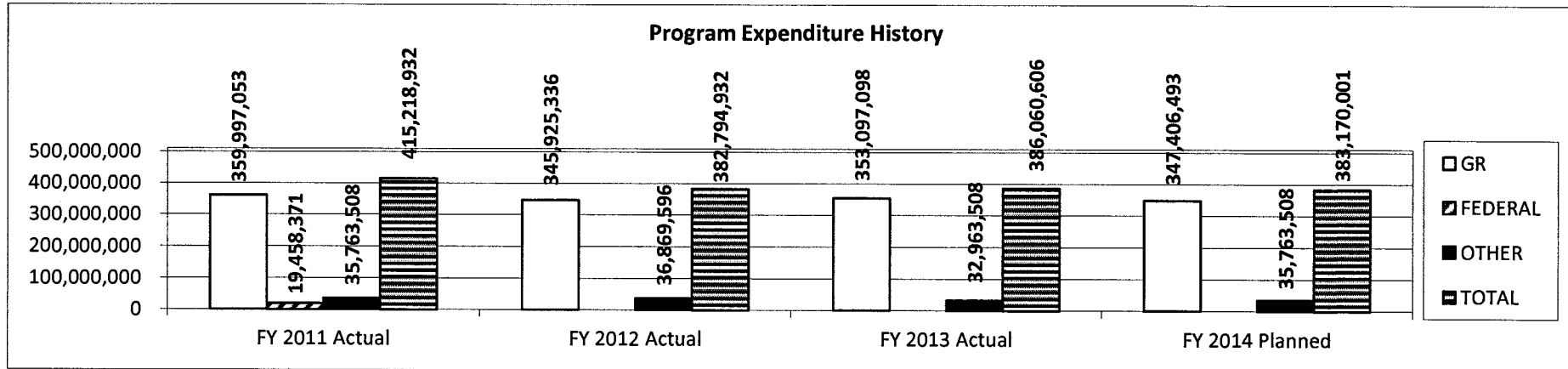
**3. Are there federal matching requirements? If yes, please explain.**

No

**4. Is this a federally mandated program? If yes, please explain.**

No

**5. Provide actual expenditures for the prior three fiscal years and planned expenditures for the current fiscal year.**



**6. What are the sources of the "Other " funds?**

Lottery Proceeds Fund (0291); Debt Offset Escrow (0753)

**PROGRAM DESCRIPTION**

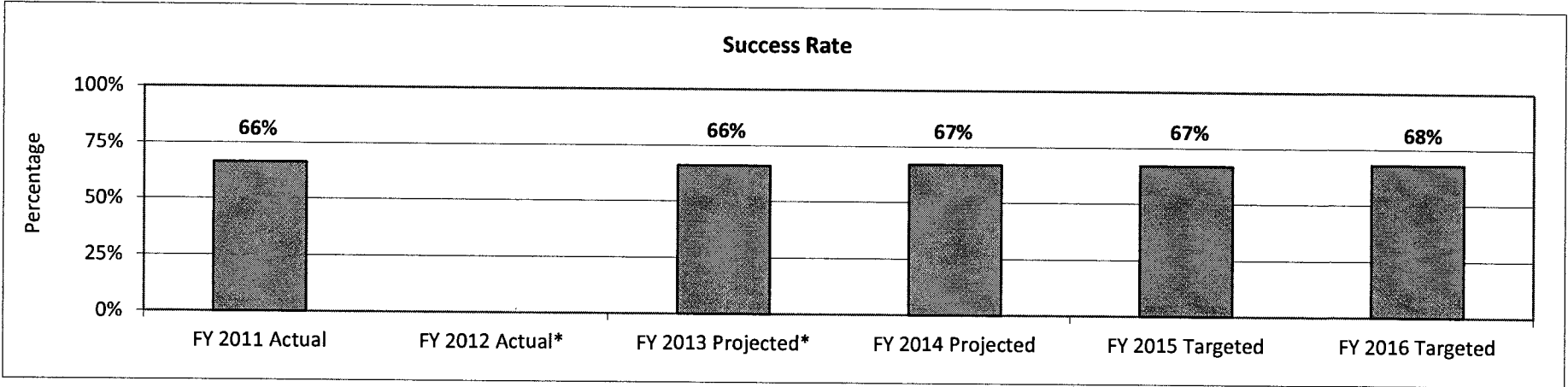
**Department of Higher Education**

**University of Missouri**

**Program is found in the following core budget(s): State Aid to Four-year Institutions**

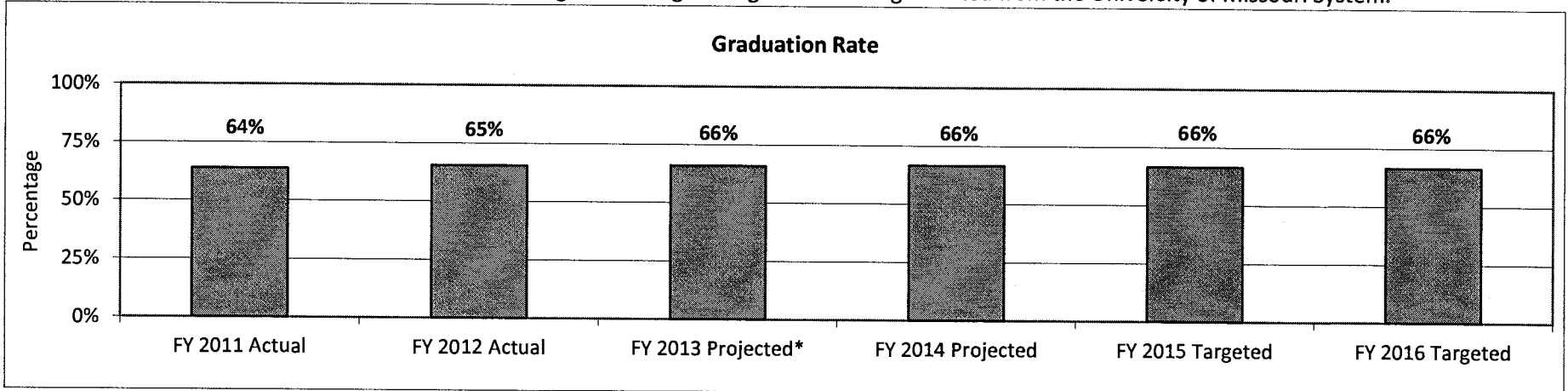
**7a. Provide an effectiveness measure.**

First-time, full-time degree-seeking undergraduate who completed the first academic year with 24 credit hours and a GPA of 2.0.



\*Actual data not currently available

Six-year graduation rate of each first-time, full-time degree-seeking undergraduate who graduated from the University of Missouri System.



\*Actual data not currently available

**PROGRAM DESCRIPTION**

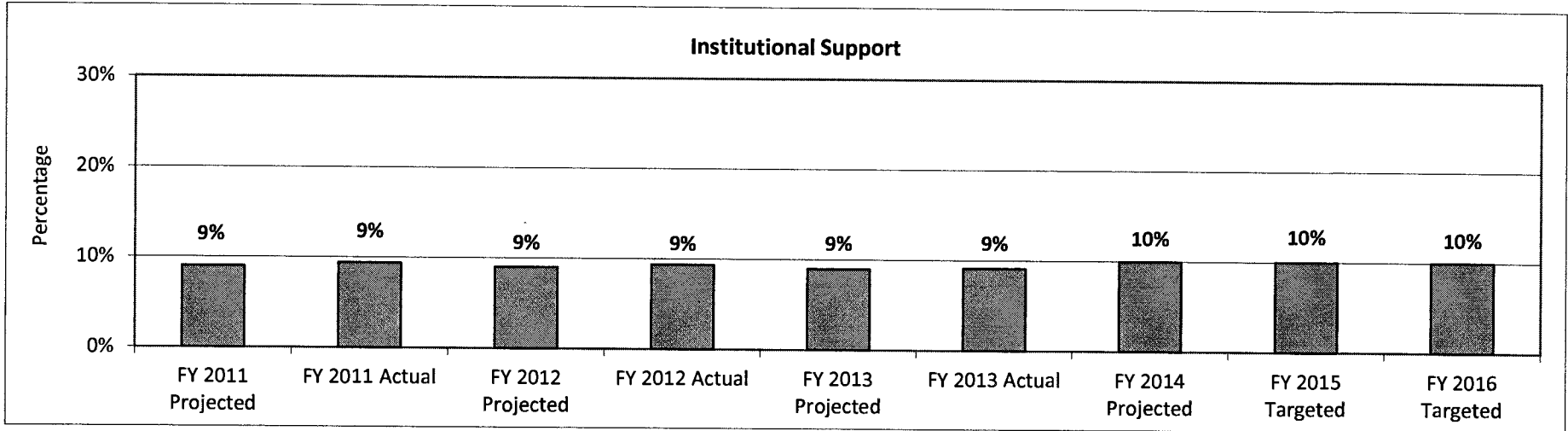
**Department of Higher Education**

**University of Missouri**

**Program is found in the following core budget(s): State Aid to Four-year Institutions**


**7b. Provide an efficiency measure.**

What percent of total E&G unrestricted expenditures is spent on institutional support?



**7c. Provide the number of clients/individuals served, if applicable.**

Total headcount enrollment at University of Missouri System.



**7d. Provide a customer satisfaction measure, if available.**

N/A



**DECISION ITEM SUMMARY**

Budget Unit	FY 2013	FY 2013	FY 2014	FY 2014	FY 2015	FY 2015	FY 2015	FY 2015
Decision Item	ACTUAL	ACTUAL	BUDGET	BUDGET	DEPT REQ	DEPT REQ	GOV REC	GOV REC
Budget Object Summary	DOLLAR	FTE	DOLLAR	FTE	DOLLAR	FTE	DOLLAR	FTE
Fund								
<b>UMC TELEMEDICINE</b>								
<b>CORE</b>								
PROGRAM-SPECIFIC								
HEALTHY FAMILIES TRUST	437,640	0.00	437,640	0.00	437,640	0.00	437,640	0.00
TOTAL - PD	437,640	0.00	437,640	0.00	437,640	0.00	437,640	0.00
<b>TOTAL</b>	<b>437,640</b>	<b>0.00</b>	<b>437,640</b>	<b>0.00</b>	<b>437,640</b>	<b>0.00</b>	<b>437,640</b>	<b>0.00</b>
<b>GRAND TOTAL</b>	<b>\$437,640</b>	<b>0.00</b>	<b>\$437,640</b>	<b>0.00</b>	<b>\$437,640</b>	<b>0.00</b>	<b>\$437,640</b>	<b>0.00</b>

**CORE DECISION ITEM**

<b>Department of Higher Education</b>					<b>Budget Unit 57684C</b>				
<b>Division of Four-year Colleges and Universities</b>									
<b>Core - University of Missouri - Missouri Telehealth Network</b>									
<b>1. CORE FINANCIAL SUMMARY</b>									
	<b>FY 2015 Budget Request</b>					<b>FY 2015 Governor's Recommendation</b>			
	<b>GR</b>	<b>Federal</b>	<b>Other</b>	<b>Total</b>		<b>GR</b>	<b>Fed</b>	<b>Other</b>	<b>Total</b>
PS	0	0	0	0	PS	0	0	0	0
EE	0	0	0	0	EE	0	0	0	0
PSD	0	0	437,640	437,640	PSD	0	0	437,640	437,640
<b>Total</b>	<b>0</b>	<b>0</b>	<b>437,640</b>	<b>437,640</b>	<b>Total</b>	<b>0</b>	<b>0</b>	<b>437,640</b>	<b>437,640</b>
<b>FTE</b>	<b>0.00</b>	<b>0.00</b>	<b>0.00</b>	<b>0.00</b>	<b>FTE</b>	<b>0.00</b>	<b>0.00</b>	<b>0.00</b>	<b>0.00</b>
<i>Est. Fringe</i>	0	0	0	0	<i>Est. Fringe</i>	0	0	0	0
<i>Note: Fringes budgeted in House Bill 5 except for certain fringes budgeted directly to MoDOT, Highway Patrol, and Conservation.</i>					<i>Note: Fringes budgeted in House Bill 5 except for certain fringes budgeted directly to MoDOT, Highway Patrol, and Conservation.</i>				
Other Funds: Healthy Families Trust Fund (0625)					Other Funds: Healthy Families Trust Fund (0625)				
<b>2. CORE DESCRIPTION</b>									
<p>The Missouri Telehealth Network (MTN) plays a vital role in Missouri's health care system. It exists to increase access to health care for underserved Missourians; to provide specialty care to Missourians in state facilities, i.e. Marshall Habilitation Center ; to serve as a resource (consultant) for health care institutions and providers who are embarking upon their own telehealth program; to provide a mechanism for clinical research and to provide continuing educational opportunities for health care providers.</p> <p>The Missouri Telehealth Network currently has 206 sites statewide in 67 counties and the City of St. Louis. In 2013, 71 medical professionals in 24 specialties conducted more than 39,123 clinical encounters via telehealth. Missouri Telehealth Network sites include hospitals, federally qualified health centers, rural health clinics, community mental health clinics, state facilities, an army hospital, two schools of medicine, a school of nursing, the Missouri Department of Health and Senior Services and many other types of health care facilities.</p>									

**CORE DECISION ITEM**

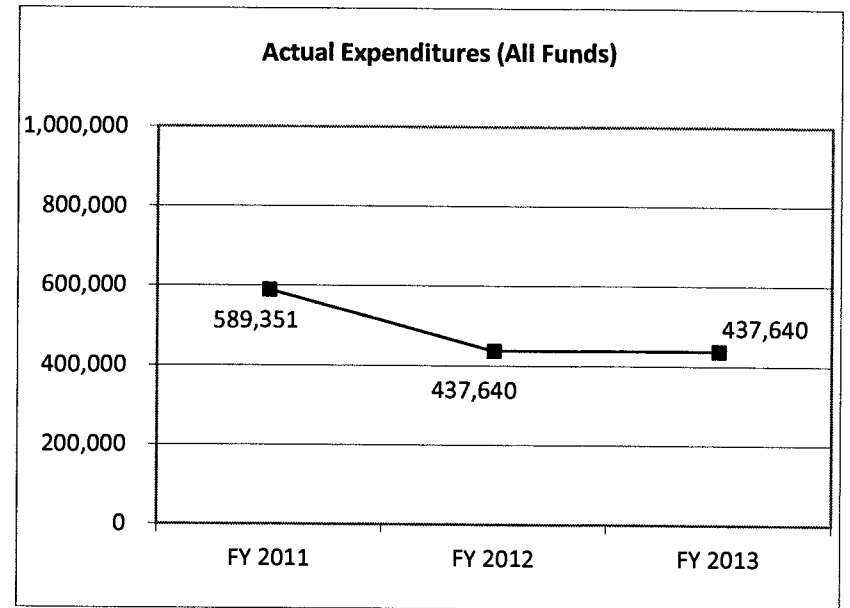
<b>Department of Higher Education</b>	<b>Budget Unit</b> 57684C
<b>Division of Four-year Colleges and Universities</b>	
<b>Core - University of Missouri - Missouri Telehealth Network</b>	

**3. PROGRAM LISTING (list programs included in this core funding)**

Missouri Telehealth Network

**4. FINANCIAL HISTORY**

	<u>FY 2011 Actual</u>	<u>FY 2012 Actual</u>	<u>FY 2013 Actual</u>	<u>FY 2014 Current Yr.</u>
Appropriation (All Funds)	594,321	437,640	437,640	437,640
Less Reverted (All Funds)	(4,700)	0	0	N/A
Budget Authority (All Funds)	589,621	437,640	437,640	N/A
Actual Expenditures (All Funds)	589,351	437,640	437,640	N/A
Unexpended (All Funds)	270	0	0	N/A
Unexpended, by Fund:				
General Revenue	0	0	0	N/A
Federal	0	0	0	N/A
Other	270	0	0	N/A



Reverted includes Governor's standard 3 percent reserve (when applicable) and any extraordinary expenditure restrictions.

**NOTES:**

**CORE RECONCILIATION DETAIL**

**DEPARTMENT OF HIGHER EDUCATION**  
**UMC TELEMEDICINE**

**5. CORE RECONCILIATION DETAIL**

	<b>Budget Class</b>	<b>FTE</b>	<b>GR</b>	<b>Federal</b>	<b>Other</b>	<b>Total</b>	<b>Explanation</b>
<b>TAFP AFTER VETOES</b>							
	PD	0.00	0	0	437,640	437,640	
	<b>Total</b>	<b>0.00</b>	<b>0</b>	<b>0</b>	<b>437,640</b>	<b>437,640</b>	
<b>DEPARTMENT CORE REQUEST</b>							
	PD	0.00	0	0	437,640	437,640	
	<b>Total</b>	<b>0.00</b>	<b>0</b>	<b>0</b>	<b>437,640</b>	<b>437,640</b>	
<b>GOVERNOR'S RECOMMENDED CORE</b>							
	PD	0.00	0	0	437,640	437,640	
	<b>Total</b>	<b>0.00</b>	<b>0</b>	<b>0</b>	<b>437,640</b>	<b>437,640</b>	

**DECISION ITEM DETAIL**

Budget Unit	FY 2013	FY 2013	FY 2014	FY 2014	FY 2015	FY 2015	FY 2015	FY 2015
Decision Item	ACTUAL	ACTUAL	BUDGET	BUDGET	DEPT REQ	DEPT REQ	GOV REC	GOV REC
Budget Object Class	DOLLAR	FTE	DOLLAR	FTE	DOLLAR	FTE	DOLLAR	FTE
<b>UMC TELEMEDICINE</b>								
<b>CORE</b>								
PROGRAM DISTRIBUTIONS	437,640	0.00	437,640	0.00	437,640	0.00	437,640	0.00
TOTAL - PD	437,640	0.00	437,640	0.00	437,640	0.00	437,640	0.00
<b>GRAND TOTAL</b>	<b>\$437,640</b>	<b>0.00</b>	<b>\$437,640</b>	<b>0.00</b>	<b>\$437,640</b>	<b>0.00</b>	<b>\$437,640</b>	<b>0.00</b>
GENERAL REVENUE	\$0	0.00	\$0	0.00	\$0	0.00	\$0	0.00
FEDERAL FUNDS	\$0	0.00	\$0	0.00	\$0	0.00	\$0	0.00
OTHER FUNDS	\$437,640	0.00	\$437,640	0.00	\$437,640	0.00	\$437,640	0.00

## PROGRAM DESCRIPTION

Department of Higher Education

Program Name: Division of Four-year Colleges and Universities

Program is found in the following core budget(s): University of Missouri - Missouri Telehealth Network

### 1. Mission Statement

The Missouri Telehealth Network (MTN) exists to enhance access to care in underserved areas of Missouri, to provide educational opportunities for healthcare providers, to further homeland security efforts related to disaster preparedness and to be available in the event of a disaster and to provide research opportunities to clinicians wanting to study telehealth.

### 2. Program History

MTN began in 1994 as one of the nation's first public-private partnerships in telehealth. A 9-site network was initially developed with federal support coming from the Health Resources and Services Administration's Office and private support coming from telecommunication companies, as well as each telehealth site. More recently, funding for the Missouri Telehealth Network has been provided from the University of Missouri Health Care and the State of Missouri. Also, the Missouri Telehealth Network site network charges are funded by MTN members.

### 3. What does this program do?

The Missouri Telehealth Network (MTN) exists:

1. to increase access to health care for underserved Missourians;
2. to provide specialty care to Missourians in state facilities, i.e.. Marshall Habilitation Center;
3. to serve as a resource (consultant) for health care institutions and providers who are embarking upon their own telehealth program;
4. to provide a mechanism for clinical research; and
5. to provide continuing educational opportunities for health care providers.

Telehealth sites may be equipped with interactive videoconferencing equipment, teleradiology equipment or both. Sites with interactive video are typically equipped with document cameras, video scope systems and electronic stethoscopes as needed. Even though the physicians and patients are geographically separated, these interactive technologies allow for a sufficient examination of the patient in real time, not to mention that keeping services local helps the rural economy through greater utilization of pharmacies, laboratories, radiology departments, etc.

## PROGRAM DESCRIPTION

**Department of Higher Education**

**Program Name: Division of Four-year Colleges and Universities**

**Program is found in the following core budget(s): University of Missouri - Missouri Telehealth Network**

The Missouri Telehealth Network currently has 206 sites statewide in 67 counties and the City of St. Louis. In 2013, 71 medical professionals in 24 specialties conducted more than 39,123 clinical encounters via telehealth. Missouri Telehealth Network sites include hospitals, federally qualified health centers, rural health clinics, community mental health centers, state facilities, an army hospital, two schools of medicine, a school of nursing, the Missouri Department of Health and Senior Services and many other types of health care facilities.

**4. What is the authorization for this program, i.e., federal or state statute, etc.? (Include the federal program number, if applicable.)**

MTN is a component of the University of Missouri Healthcare and falls under these statutes - Section 172.810 - 172.830, RSMo.

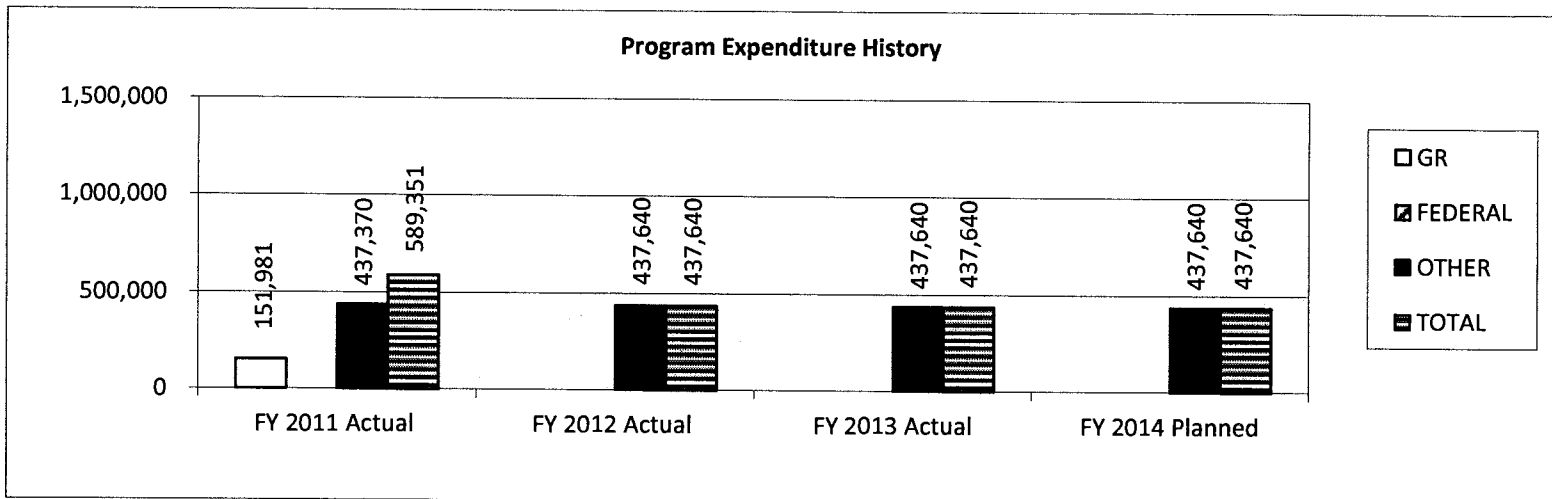
**5. Are there federal matching requirements? If yes, please explain.**

No federal matching requirements.

**6. Is this a federally mandated program? If yes, please explain.**

This is not a federally mandated program.

**7. Provide actual expenditures for the prior three fiscal years and planned expenditures for the current fiscal year.**



## PROGRAM DESCRIPTION

**Department of Higher Education**

**Program Name: Division of Four-year Colleges and Universities**

**Program is found in the following core budget(s): University of Missouri - Missouri Telehealth Network**

**7. What are the sources of the "Other " funds?**

Other appropriated funds are from Healthy Families Trust Fund. In addition, other non-state funds to support the Telehealth mission are provided by University of Missouri Health Care, and federal, state, and other agency grants.

**8a. Provide an effectiveness measure.**

Between July, 2012 and June, 2013 approximately 1,400 round trips from rural areas of Missouri to University of Missouri specialists' clinics were avoided resulting in saved fuel costs of over \$111,934 and approximately 200,000 miles of travel were avoided. This is the result of the availability of telehealth to these rural communities. (Data from Missouri Telehealth Network Encounters, whose providers are employed by the University of Missouri, was collected to reveal that utilization of telehealth saved Missourians significant travel time and dollars. These calculations use the average of the two federal mileage reimbursement rates - 55.5¢ per mile and 56.5¢ per mile.)

	MO HealthNet Patients	All Encounters
<b>Number of Trips Avoided</b>	1,000	2,000
<b>Number of Miles Avoided</b>	68,637	199,883
<b>Total Dollars Saved</b>	\$38,437	\$111,934

Approximately 34.3% of Telehealth patients are MO Health Net participants in both the managed MO HealthNet and direct MO HealthNet programs.



**PROGRAM DESCRIPTION**

**Department of Higher Education**

**Program Name: Division of Four-year Colleges and Universities**

**Program is found in the following core budget(s): University of Missouri - Missouri Telehealth Network**

**8b. Provide an efficiency measure.**

Telehealth has many cost saving implications for providers. Burrell Behavioral Health and Pathways Community Behavioral Health are cost saving examples through the use of telepsychiatry. Pathways reports providing the equivalent of 53 days of telepsychiatry provider time per week. Telehealth provides a reduction in windshield time. This windshield time reflects time that the psychiatrists would lose seeing patients if it weren't for the use of telepsychiatry. The reduction of windshield time from the use of telepsychiatry results in an annual overall savings of approximately \$1,576,607/year to Burrell Behavioral Health and Pathways Community Behavioral Health.

**8c. Provide the number of clients/individuals served, if applicable.**

**Number of telehealth encounters provided to patients**

<u>Year</u>	<u>Number</u>
2008 Actual	3,660
2009 Actual	4,104
2010 Actual	6,703
2011 Actual	15,386
2012 Actual	26,577
2013 Actual	39,123
2014 Projected	45,000

**Number of Continuing Medical Education credits awarded to health care**

<u>Year</u>	<u>Number</u>
2008 Actual	290
2009 Actual	333
2010 Actual	505
2011 Actual	222
2012 Actual	124
2013 Actual	323
2014 Projected	400

**Number of teleradiology interpretations provided to patients**

<u>Year</u>	<u>Number</u>
2008 Actual	13,130
2009 Actual	8,630
2010 Actual	12,089
2011 Actual	13,168
2012 Actual	17,855
2013 Actual	16,662
2014 Projected	17,000

## PROGRAM DESCRIPTION

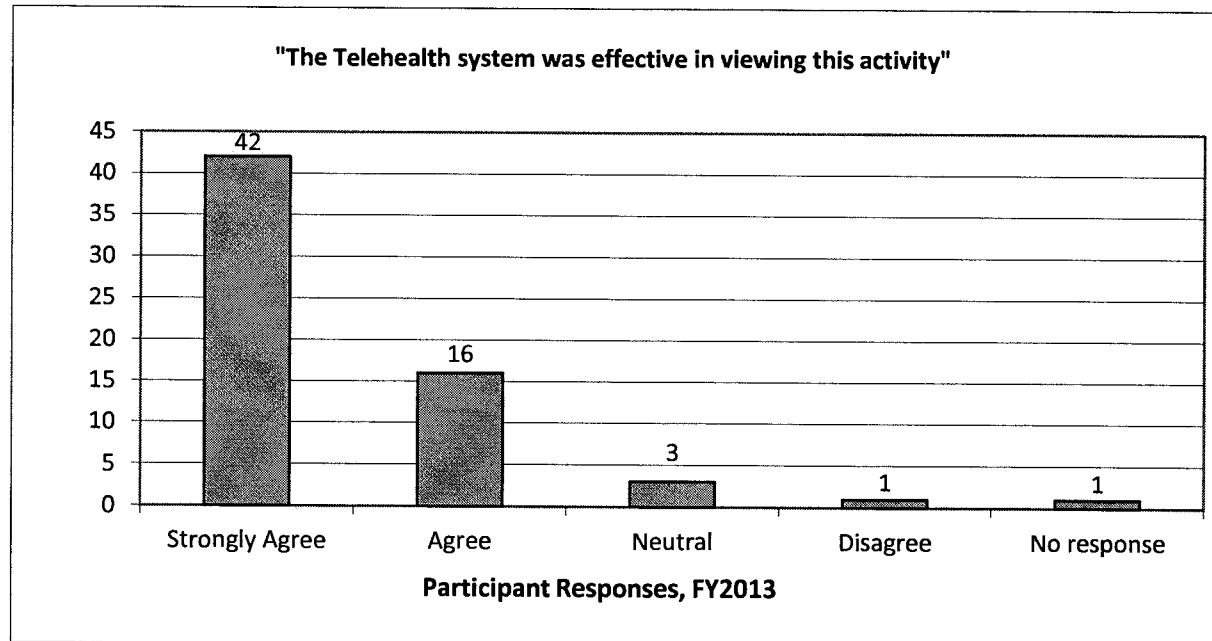
Department of Higher Education

Program Name: Division of Four-year Colleges and Universities

Program is found in the following core budget(s): University of Missouri - Missouri Telehealth Network

**8d. Provide a customer satisfaction measure, if available.**

Satisfaction data was collected using an evaluation form from the CME presentations during FY2013 of those utilizing the telehealth equipment. The chart below represents the satisfaction of a sample consisting of 65 of the 323 providers who utilized the telehealth equipment.



Comments from rural providers about the telehealth services were favorable, indicating it was advantageous to connect from their clinic, and the information was very useful. Some specific phrases used by rural providers include: "Excellent speaker! Great vocab! Great content!", "Really, really good talk.", "Great lecture.", "Great job.", "Well done.", "Excellent job!", "Very good.", "Very well done.", "An excellent presentation."

**DECISION ITEM SUMMARY**

Budget Unit	FY 2013	FY 2013	FY 2014	FY 2014	FY 2015	FY 2015	FY 2015	FY 2015
Decision Item	ACTUAL	ACTUAL	BUDGET	BUDGET	DEPT REQ	DEPT REQ	GOV REC	GOV REC
Budget Object Summary	DOLLAR	FTE	DOLLAR	FTE	DOLLAR	FTE	DOLLAR	FTE
Fund	DOLLAR	FTE	DOLLAR	FTE	DOLLAR	FTE	DOLLAR	FTE
<b>MO REHABILITATION CENTER</b>								
<b>CORE</b>								
PROGRAM-SPECIFIC								
GENERAL REVENUE	10,027,734	0.00	10,337,870	0.00	10,337,870	0.00	10,337,870	0.00
TOTAL - PD	10,027,734	0.00	10,337,870	0.00	10,337,870	0.00	10,337,870	0.00
<b>TOTAL</b>	<b>10,027,734</b>	<b>0.00</b>	<b>10,337,870</b>	<b>0.00</b>	<b>10,337,870</b>	<b>0.00</b>	<b>10,337,870</b>	<b>0.00</b>
<b>GRAND TOTAL</b>	<b>\$10,027,734</b>	<b>0.00</b>	<b>\$10,337,870</b>	<b>0.00</b>	<b>\$10,337,870</b>	<b>0.00</b>	<b>\$10,337,870</b>	<b>0.00</b>

**CORE DECISION ITEM**

<b>Department of Higher Education</b>					<b>Budget Unit 57737C</b>				
<b>Division of Four-year Colleges and Universities</b>									
<b>Core - University of Missouri - Missouri Rehabilitation Center</b>									
<b>1. CORE FINANCIAL SUMMARY</b>									
	<b>FY 2015 Budget Request</b>					<b>FY 2015 Governor's Recommendation</b>			
	<b>GR</b>	<b>Federal</b>	<b>Other</b>	<b>Total</b>		<b>GR</b>	<b>Fed</b>	<b>Other</b>	<b>Total</b>
PS	0	0	0	0	PS	0	0	0	0
EE	0	0	0	0	EE	0	0	0	0
PSD	10,337,870	0	0	10,337,870	PSD	10,337,870	0	0	10,337,870
<b>Total</b>	<b>10,337,870</b>	<b>0</b>	<b>0</b>	<b>10,337,870</b>	<b>Total</b>	<b>10,337,870</b>	<b>0</b>	<b>0</b>	<b>10,337,870</b>
FTE	0.00	0.00	0.00	0.00	FTE	0.00	0.00	0.00	0.00
<b>Est. Fringe</b>	0	0	0	0	<b>Est. Fringe</b>	0	0	0	0
<i>Note: Fringes budgeted in House Bill 5 except for certain fringes budgeted directly to MoDOT, Highway Patrol, and Conservation.</i>					<i>Note: Fringes budgeted in House Bill 5 except for certain fringes budgeted directly to MoDOT, Highway Patrol, and Conservation.</i>				
Other Funds:					Other Funds:				
<b>2. CORE DESCRIPTION</b>									
<p>The Missouri Rehabilitation Center (MRC) provides inpatient and outpatient services and specialized treatment for traumatic brain injuries, strokes, spinal cord injuries, comprehensive physical rehabilitation, cardiac rehabilitation, and orthopedic injuries. Almost 88 percent of the center's patient charges are with self pay patients or patients with governmental payors (Medicare, Medicaid, Veterans Administration). This request is for ongoing core funding of \$10,337,870 from general revenue.</p>									

**CORE DECISION ITEM**

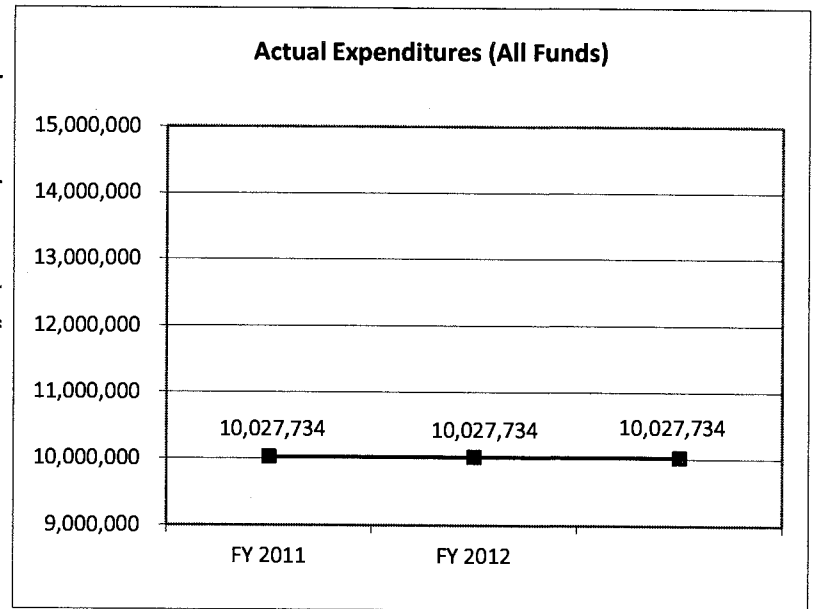
<b>Department of Higher Education</b>	<b>Budget Unit 57737C</b>
<b>Division of Four-year Colleges and Universities</b>	
<b>Core - University of Missouri - Missouri Rehabilitation Center</b>	

**3. PROGRAM LISTING (list programs included in this core funding)**

Missouri Rehabilitation Center

**4. FINANCIAL HISTORY**

	FY 2011 Actual	FY 2012 Actual	FY 2013 Actual	FY 2014 Current Yr.
Appropriation (All Funds)	10,337,870	10,337,870	10,337,870	10,337,870
Less Reverted (All Funds)	(310,136)	(310,136)	(310,136)	N/A
Budget Authority (All Funds)	10,027,734	10,027,734	10,027,734	N/A
Actual Expenditures (All Funds)	10,027,734	10,027,734	10,027,734	N/A
Unexpended (All Funds)	0	0	0	N/A
<b>Unexpended, by Fund:</b>				
General Revenue	0	0	0	N/A
Federal	0	0	0	N/A
Other	0	0	0	N/A



Reverted includes Governor's standard 3 percent reserve (when applicable) and any extraordinary expenditure restrictions.

**NOTES:**

**CORE RECONCILIATION DETAIL**

**DEPARTMENT OF HIGHER EDUCATION**

**MO REHABILITATION CENTER**

**5. CORE RECONCILIATION DETAIL**

	<b>Budget Class</b>	<b>FTE</b>	<b>GR</b>	<b>Federal</b>	<b>Other</b>	<b>Total</b>	<b>Explanation</b>
<b>TAFP AFTER VETOES</b>							
	PD	0.00	10,337,870	0	0	10,337,870	
	<b>Total</b>	<b>0.00</b>	<b>10,337,870</b>	<b>0</b>	<b>0</b>	<b>10,337,870</b>	
<b>DEPARTMENT CORE REQUEST</b>							
	PD	0.00	10,337,870	0	0	10,337,870	
	<b>Total</b>	<b>0.00</b>	<b>10,337,870</b>	<b>0</b>	<b>0</b>	<b>10,337,870</b>	
<b>GOVERNOR'S RECOMMENDED CORE</b>							
	PD	0.00	10,337,870	0	0	10,337,870	
	<b>Total</b>	<b>0.00</b>	<b>10,337,870</b>	<b>0</b>	<b>0</b>	<b>10,337,870</b>	

**DECISION ITEM DETAIL**

Budget Unit	FY 2013	FY 2013	FY 2014	FY 2014	FY 2015	FY 2015	FY 2015	FY 2015
Decision Item	ACTUAL	ACTUAL	BUDGET	BUDGET	DEPT REQ	DEPT REQ	GOV REC	GOV REC
Budget Object Class	DOLLAR	FTE	DOLLAR	FTE	DOLLAR	FTE	DOLLAR	FTE
<b>MO REHABILITATION CENTER</b>								
<b>CORE</b>								
PROGRAM DISTRIBUTIONS	10,027,734	0.00	10,337,870	0.00	10,337,870	0.00	10,337,870	0.00
TOTAL - PD	10,027,734	0.00	10,337,870	0.00	10,337,870	0.00	10,337,870	0.00
<b>GRAND TOTAL</b>	<b>\$10,027,734</b>	<b>0.00</b>	<b>\$10,337,870</b>	<b>0.00</b>	<b>\$10,337,870</b>	<b>0.00</b>	<b>\$10,337,870</b>	<b>0.00</b>
GENERAL REVENUE	\$10,027,734	0.00	\$10,337,870	0.00	\$10,337,870	0.00	\$10,337,870	0.00
FEDERAL FUNDS	\$0	0.00	\$0	0.00	\$0	0.00	\$0	0.00
OTHER FUNDS	\$0	0.00	\$0	0.00	\$0	0.00	\$0	0.00

**PROGRAM DESCRIPTION**

**Department of Higher Education**

**Program Name: Missouri Rehabilitation Center**

**Program is found in the following core budget(s): University of Missouri - Missouri Rehabilitation Center**

**1. Mission Statement**

As part of a land-grant university, University of Missouri Health Care's core mission is to advance the health of all people, especially Missourians. Through exceptional clinical service, University of Missouri Health Care supports the education and research missions of the University of Missouri. Our vision: Through discovery and innovation, University of Missouri Health Care will be the model health care provider for exemplary patient and family centered-care.

**2. Program History**

In 1996, state legislation transferred responsibility of the state-run hospital — the last to be operated by the Missouri Department of Health — to University of Missouri Health Care.

Founded in 1907 as a state tuberculosis hospital, MRC's services have greatly expanded throughout the years, first to a broad range of pulmonary treatments and then to a center for comprehensive physical rehabilitation. Extensive efforts are made to help patients reach their fullest physical potential and to develop self-help/care skills. A state-of-the-art intensive care unit was opened in the summer of 2001. The ICU has two distinct benefits: It provides expanded space that allows the center to accept more acute rehabilitation patients, and it allows medical staff to start rehabilitation efforts sooner.

MRC houses the largest traumatic brain injury program in Missouri, offering a full continuum of services including inpatient intensive care. MRC has one of the highest success rates for weaning patients from ventilator dependence. Center research led to a computer program allowing quadriplegics and others with disabilities to operate computers with their eyes.

Long-term (sub-acute) rehabilitation care is labor-intensive and time consuming. Very few facilities in the state provide such care, especially for head injury patients, and particularly for indigent or Medicaid patients. Almost 88% of MRC's patient charges are with self pay patients or patients with governmental payors (Medicare, Medicaid, Veterans Administration). Recently, competition has increased for patients with commercial resources, due to the opening of long term acute care hospitals in the area.

**3. What does this program do?**

The Missouri Rehabilitation Center (MRC) is a 63-bed rehabilitation hospital recognized as a leading hospital for physical medicine and rehabilitation throughout the Midwest. Comprehensive services include both inpatient and outpatient programs and specialized treatment for traumatic brain injuries, strokes, spinal cord injuries, comprehensive physical rehabilitation, cardiac rehabilitation, and orthopaedic injuries.

**4. What is the authorization for this program, i.e., federal or state statute, etc.? (Include the federal program number, if applicable.)**

In 1996, state legislation transferred responsibility of the state-run hospital to the University of Missouri Health Care. The statutory purpose can be found in Sections 199.010-199.270, RSMo.

**5. Are there federal matching requirements? If yes, please explain.**

No

**6. Is this a federally mandated program? If yes, please explain.**

No



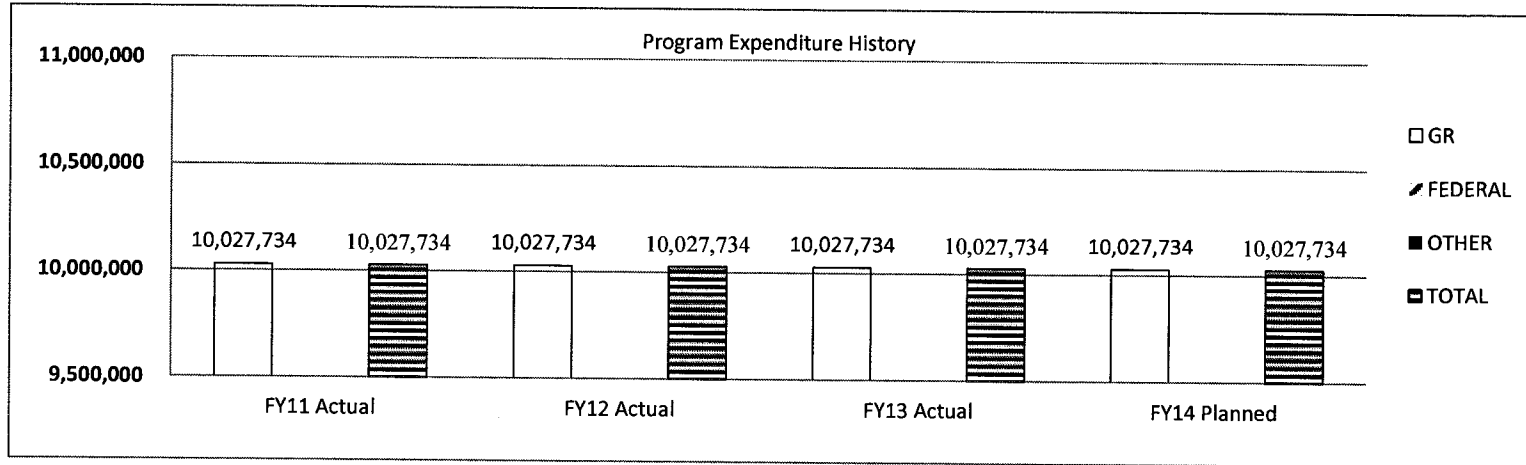
**PROGRAM DESCRIPTION**

**Department of Higher Education**

**Program Name: Missouri Rehabilitation Center**

**Program is found in the following core budget(s): University of Missouri - Missouri Rehabilitation Center**

**7. Provide actual expenditures for the prior three fiscal years and planned expenditures for the current fiscal year.**

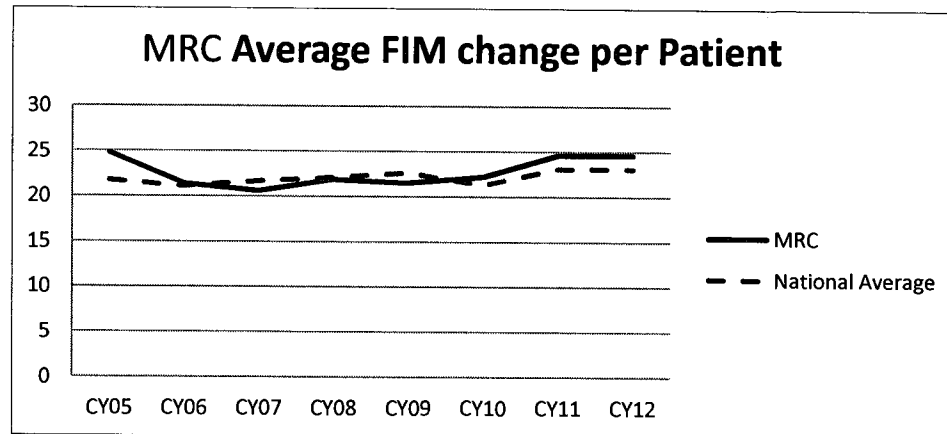


**8. What are the sources of the "Other" funds?**

All appropriated funds are from General Revenue. However, the Rehabilitation Center generates substantial revenue from patients and third party payors.

**9a. Provide an effectiveness measure.**

The clinical effectiveness of rehabilitation units like MRC may be measured by using the Functional Individual Movements (FIM) score. The FIM score measures the patient's ability to perform activities of daily living. The accompanying graph depicts the average change in FIM score from admission to discharge, compared to the national average. MRC's onset to admission average was 49 days for this annual report. The National Average was 18. Research has shown that speed of recovery slows as a patient moves farther from their onset date. Considering the degree of spontaneous recovery and recovery made at Rehab facilities prior to admission to MRC, it would be assumed that speed recovery would be lower than average. However, MRC continues to be at or above in most instances.



**PROGRAM DESCRIPTION**

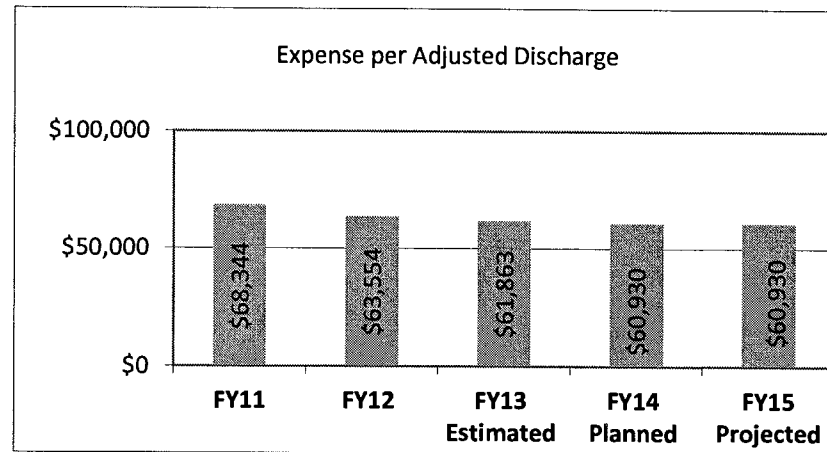
Department of Higher Education

Program Name: Missouri Rehabilitation Center

Program is found in the following core budget(s): University of Missouri - Missouri Rehabilitation Center

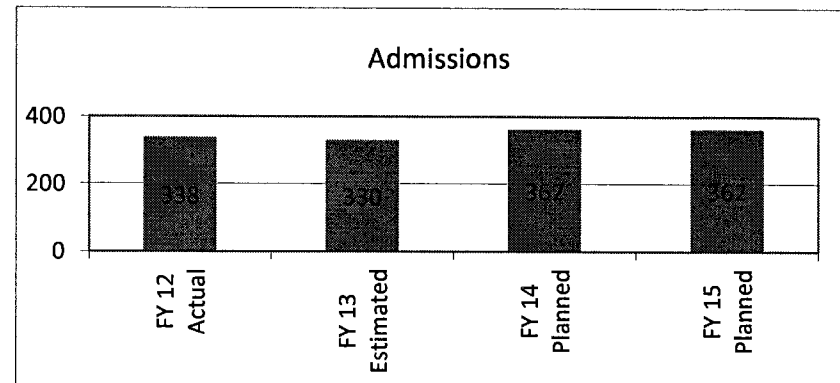
**9b. Provide an efficiency measure.**

MRC is a long-term acute care hospital, one of relatively few hospitals of this type in the state of Missouri. Benchmarks for this type of activity are not available but MRC's efforts to improve efficiency is demonstrated by its history of lowering cost per adjusted discharge. This measure takes total costs divided by total volume (inpatient & outpatient). Normally costs would increase due to inflation without improvements in efficiency. The accompanying graph depicts the historical and projected cost per adjusted discharge for MRC.



**9c. Provide the number of clients/individuals served, if applicable.**

The accompanying graph depicts the historical and projected Admissions for Missouri Rehabilitation Center.



**PROGRAM DESCRIPTION**

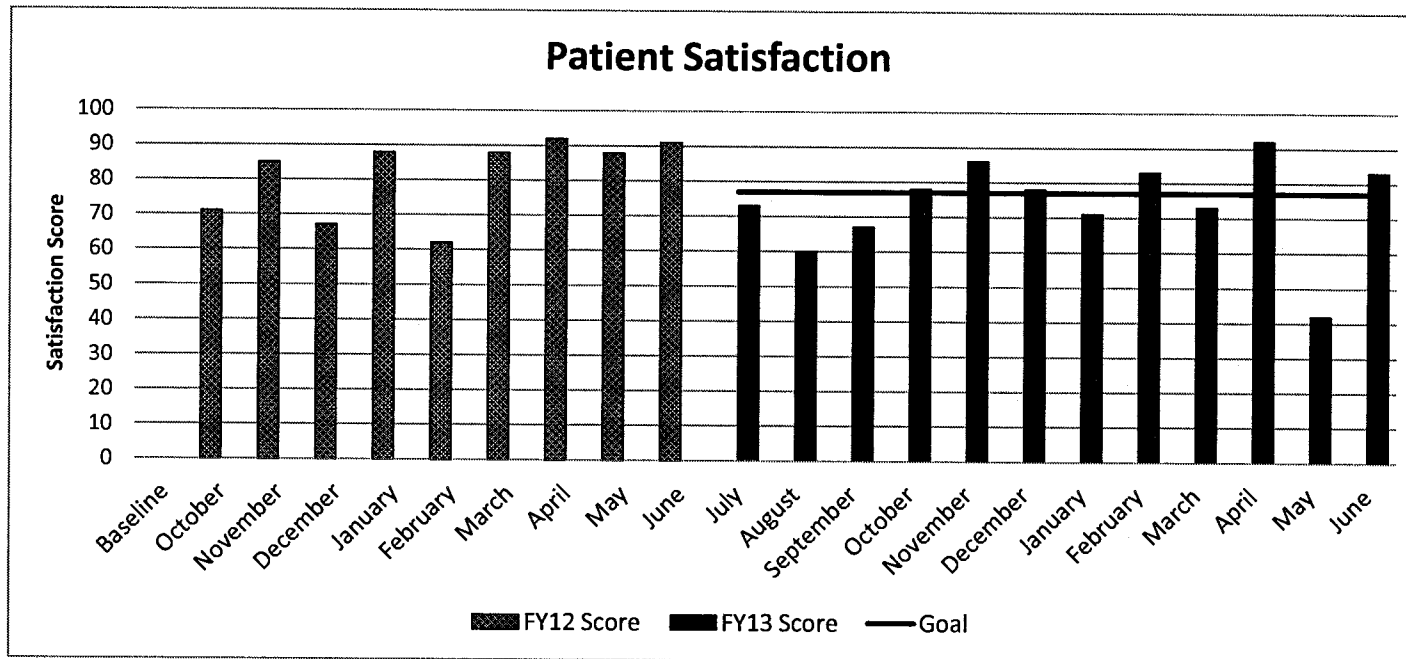
Department of Higher Education

Program Name: Missouri Rehabilitation Center

Program is found in the following core budget(s): University of Missouri - Missouri Rehabilitation Center

9d. Provide a customer satisfaction measure, if available.

In FY2013 MRC reached the patient satisfaction goal of at least 77% 6 out of 12 months.



**DECISION ITEM SUMMARY**

Budget Unit								
Decision Item	FY 2013	FY 2013	FY 2014	FY 2014	FY 2015	FY 2015	FY 2015	FY 2015
Budget Object Summary	ACTUAL	ACTUAL	BUDGET	BUDGET	DEPT REQ	DEPT REQ	GOV REC	GOV REC
Fund	DOLLAR	FTE	DOLLAR	FTE	DOLLAR	FTE	DOLLAR	FTE
<b>SPINAL CORD INJURY</b>								
<b>CORE</b>								
<b>PROGRAM-SPECIFIC</b>								
SPINAL CORD INJURY	1,149,688	0.00	1,500,000	0.00	1,500,000	0.00	1,500,000	0.00
TOTAL - PD	1,149,688	0.00	1,500,000	0.00	1,500,000	0.00	1,500,000	0.00
<b>TOTAL</b>	<b>1,149,688</b>	<b>0.00</b>	<b>1,500,000</b>	<b>0.00</b>	<b>1,500,000</b>	<b>0.00</b>	<b>1,500,000</b>	<b>0.00</b>
<b>GRAND TOTAL</b>	<b>\$1,149,688</b>	<b>0.00</b>	<b>\$1,500,000</b>	<b>0.00</b>	<b>\$1,500,000</b>	<b>0.00</b>	<b>\$1,500,000</b>	<b>0.00</b>

**CORE DECISION ITEM**

<b>Department of Higher Education</b>	<b>Budget Unit</b> 57781C
<b>Division of Four-year Colleges and Universities</b>	
<b>Core - University of Missouri - Spinal Cord Injury</b>	

**1. CORE FINANCIAL SUMMARY**

	FY 2015 Budget Request					FY 2015 Governor's Recommendation			
	GR	Federal	Other	Total		GR	Fed	Other	Total
PS	0	0	0	0	PS	0	0	0	0
EE	0	0	0	0	EE	0	0	0	0
PSD	0	0	1,500,000	1,500,000	PSD	0	0	1,500,000	1,500,000
<b>Total</b>	<b>0</b>	<b>0</b>	<b>1,500,000</b>	<b>1,500,000</b>	<b>Total</b>	<b>0</b>	<b>0</b>	<b>1,500,000</b>	<b>1,500,000</b>
FTE	0.00	0.00	0.00	0.00	FTE	0.00	0.00	0.00	0.00

<b>Est. Fringe</b>	0	0	0	0
--------------------	---	---	---	---

*Note: Fringes budgeted in House Bill 5 except for certain fringes budgeted directly to MoDOT, Highway Patrol, and Conservation.*

<b>Est. Fringe</b>	0	0	0	0
--------------------	---	---	---	---

*Note: Fringes budgeted in House Bill 5 except for certain fringes budgeted directly to MoDOT, Highway Patrol, and Conservation.*

Other Funds: Spinal Cord Injury Fund (0578)

Other Funds: Spinal Cord Injury Fund (0578)

Notes:

Notes:

**2. CORE DESCRIPTION**

The Spinal Cord Injury (SCI) fund, established by HB 302 (2001), provides support for a program of research projects in Missouri that promote and advance knowledge in the areas of spinal cord injuries and congenital or acquired disease processes. "Congenital" spinal cord abnormalities, such as spinal bifida, include birth defects affecting the spinal cord. In addition to traumatic injuries to the spinal cord that lead to paralysis, "acquired" abnormalities could include Friedreich's ataxia, which manifests itself in teenage years and appears to run in families, as well as paralysis due to multiple sclerosis, polio, etc.

**CORE DECISION ITEM**

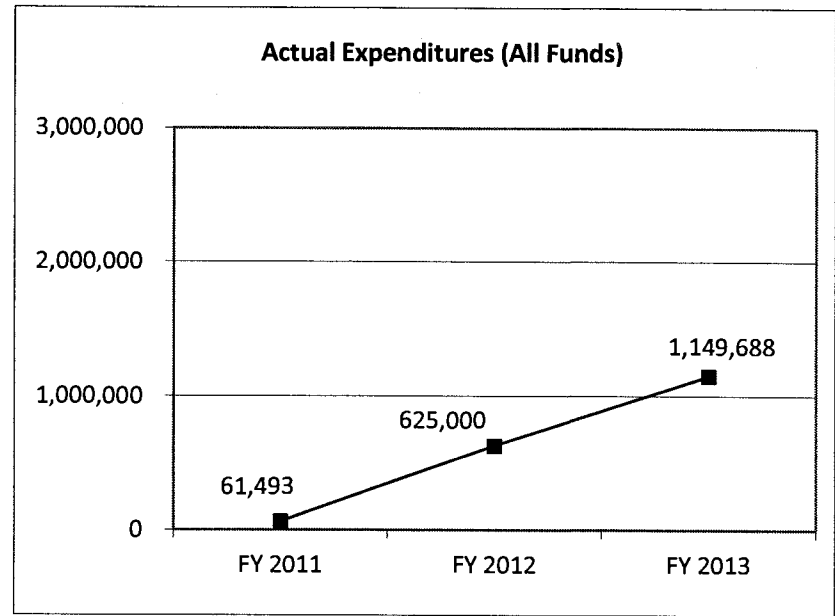
<b>Department of Higher Education</b>	<b>Budget Unit 57781C</b>
<b>Division of Four-year Colleges and Universities</b>	
<b>Core - University of Missouri - Spinal Cord Injury</b>	

**3. PROGRAM LISTING (list programs included in this core funding)**

Spinal Cord Injury

**4. FINANCIAL HISTORY**

	FY 2011 Actual	FY 2012 Actual	FY 2013 Actual	FY 2014 Current Yr.
Appropriation (All Funds)	400,000	625,000	1,500,000	1,500,000
Less Reverted (All Funds)	0	0	0	N/A
Budget Authority (All Funds)	400,000	625,000	1,500,000	N/A
Actual Expenditures (All Funds)	61,493	625,000	1,149,688	N/A
Unexpended (All Funds)	338,507	0	350,312	N/A
Unexpended, by Fund:				
General Revenue	0	0	0	N/A
Federal	0	0	0	N/A
Other	338,507	0	350,312	N/A



Reverted includes Governor's standard 3 percent reserve (when applicable) and any extraordinary expenditure restrictions.

**NOTES:** (1) Includes \$875,000 additional spending authority due to the removal of estimated appropriations by the legislature.

**CORE RECONCILIATION DETAIL**

---

**DEPARTMENT OF HIGHER EDUCATION**  
**SPINAL CORD INJURY**

---

**5. CORE RECONCILIATION DETAIL**

---

	<b>Budget Class</b>	<b>FTE</b>	<b>GR</b>	<b>Federal</b>	<b>Other</b>	<b>Total</b>	<b>Explanation</b>
<b>TAFP AFTER VETOES</b>							
	PD	0.00	0	0	1,500,000	1,500,000	
	<b>Total</b>	<b>0.00</b>	<b>0</b>	<b>0</b>	<b>1,500,000</b>	<b>1,500,000</b>	
<b>DEPARTMENT CORE REQUEST</b>							
	PD	0.00	0	0	1,500,000	1,500,000	
	<b>Total</b>	<b>0.00</b>	<b>0</b>	<b>0</b>	<b>1,500,000</b>	<b>1,500,000</b>	
<b>GOVERNOR'S RECOMMENDED CORE</b>							
	PD	0.00	0	0	1,500,000	1,500,000	
	<b>Total</b>	<b>0.00</b>	<b>0</b>	<b>0</b>	<b>1,500,000</b>	<b>1,500,000</b>	

**DECISION ITEM DETAIL**

Budget Unit	FY 2013	FY 2013	FY 2014	FY 2014	FY 2015	FY 2015	FY 2015	FY 2015
Decision Item	ACTUAL	ACTUAL	BUDGET	BUDGET	DEPT REQ	DEPT REQ	GOV REC	GOV REC
Budget Object Class	DOLLAR	FTE	DOLLAR	FTE	DOLLAR	FTE	DOLLAR	FTE
<b>SPINAL CORD INJURY</b>								
<b>CORE</b>								
PROGRAM DISTRIBUTIONS	1,149,688	0.00	1,500,000	0.00	1,500,000	0.00	1,500,000	0.00
TOTAL - PD	1,149,688	0.00	1,500,000	0.00	1,500,000	0.00	1,500,000	0.00
<b>GRAND TOTAL</b>	<b>\$1,149,688</b>	<b>0.00</b>	<b>\$1,500,000</b>	<b>0.00</b>	<b>\$1,500,000</b>	<b>0.00</b>	<b>\$1,500,000</b>	<b>0.00</b>
GENERAL REVENUE	\$0	0.00	\$0	0.00	\$0	0.00	\$0	0.00
FEDERAL FUNDS	\$0	0.00	\$0	0.00	\$0	0.00	\$0	0.00
OTHER FUNDS	\$1,149,688	0.00	\$1,500,000	0.00	\$1,500,000	0.00	\$1,500,000	0.00



**PROGRAM DESCRIPTION**

**Department of Higher Education**  
**Program Name: Spinal Cord Injury**  
**Program is found in the following core budget(s): University of Missouri - Spinal Cord Injury**

**1. What does this program do?**

This program provides support for research projects in Missouri that promote and advance knowledge in the areas of spinal cord injuries and congenital or acquired disease processes.

**2. What is the authorization for this program, i.e., federal or state statute, etc.? (Include the federal program number, if applicable.)**

Section 304.027, RSMo

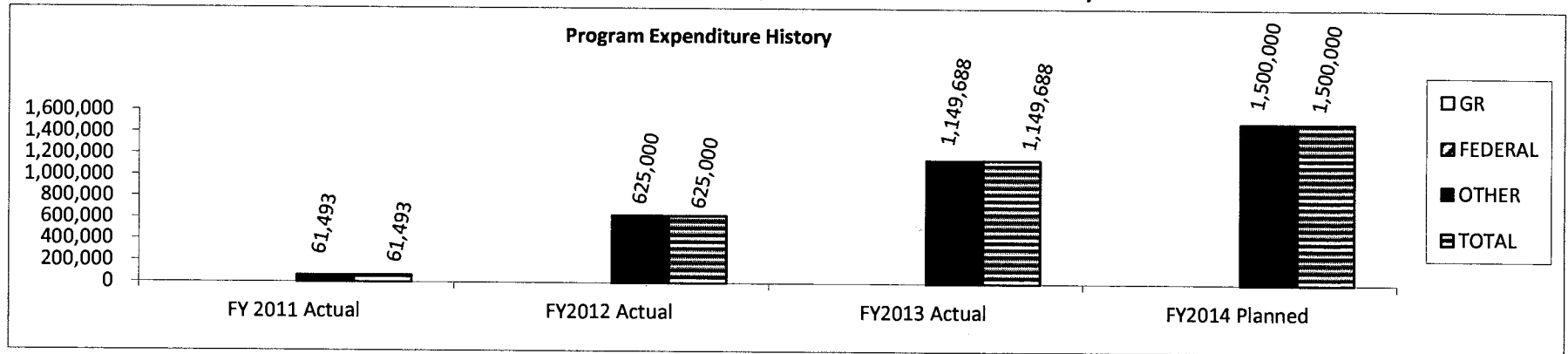
**3. Are there federal matching requirements? If yes, please explain.**

No

**4. Is this a federally mandated program? If yes, please explain.**

No

**5. Provide actual expenditures for the prior three fiscal years and planned expenditures for the current fiscal year.**



**6. What are the sources of the "Other" funds?**

Spinal Cord Injury Fund (0578)

**PROGRAM DESCRIPTION**

**Department of Higher Education**  
**Program Name: Spinal Cord Injury**  
**Program is found in the following core budget(s): University of Missouri - Spinal Cord Injury**

**7a. Provide an effectiveness measure.**

The Spinal Cord Injury Fund Program (SCI) was established in FY02. During FY02 potential members of an SCI Advisory Board were identified, nominated and approved by the University of Missouri Board of Curators. In FY03 the Advisory Board developed a list of organizations and institutions conducting spinal cord injury and treatment research. The Board then released a Call for Proposal and developed a web page to assist applicants in preparing proposals. The program's success depends on the number of proposals that are awarded each year. Due to the legislative change increasing the allowed award amount, more proposals were received and awards were made beginning in FY2012.

**Proposals received vs proposals awarded**

FY 11		FY 12		FY 13		FY 14		FY 15		FY 16	
<u>Proj Rec'd</u>	<u>Awarded *</u>	<u>Proj Rec'd</u>	<u>Awarded</u>	<u>Proj Rec'd</u>	<u>Proj Award</u>	<u>Proj Rec'd</u>	<u>Proj Award</u>	<u>Proj Rec'd</u>	<u>Proj Award</u>	<u>Proj Rec'd</u>	<u>Proj Award</u>
4	1	9	4	17	7*	12	9	12	9	12	9

\*One FY12 project award was made from FY13 appropriation due to timing.

**7b. Provide an efficiency measure.**

**Average award per proposal**

FY 11		FY 12		FY 13		FY 14		FY 15		FY 16	
<u>Total Award</u>	<u>Avg Award</u>	<u>Total Award</u>	<u>Avg Award</u>	<u>Total Award</u>	<u>Avg Award</u>	<u>Total Award</u>	<u>Avg Award</u>	<u>Total Award</u>	<u>Avg Award</u>	<u>Total Award</u>	<u>Avg Award</u>
<u>Amount</u>	<u>Amount</u>	<u>Amount</u>	<u>Amount</u>	<u>Amount</u>	<u>Amount</u>	<u>Amount</u>	<u>Amount</u>	<u>Amount</u>	<u>Amount</u>	<u>Amount</u>	<u>Amount</u>
\$44,443	\$44,443	\$600,000	\$150,000	\$1,500,000	\$150,000	\$1,500,000	\$150,000	\$1,500,000	\$150,000	\$1,500,000	\$150,000

**7c. Provide the number of clients/individuals served, if applicable.**

N/A

**7d. Provide a customer satisfaction measure, if available.**

N/A

**DECISION ITEM SUMMARY**

<b>Budget Unit</b>								
<b>Decision Item</b>	<b>FY 2013</b>	<b>FY 2013</b>	<b>FY 2014</b>	<b>FY 2014</b>	<b>FY 2015</b>	<b>FY 2015</b>	<b>FY 2015</b>	<b>FY 2015</b>
<b>Budget Object Summary</b>	<b>ACTUAL</b>	<b>ACTUAL</b>	<b>BUDGET</b>	<b>BUDGET</b>	<b>DEPT REQ</b>	<b>DEPT REQ</b>	<b>GOV REC</b>	<b>GOV REC</b>
<b>Fund</b>	<b>DOLLAR</b>	<b>FTE</b>	<b>DOLLAR</b>	<b>FTE</b>	<b>DOLLAR</b>	<b>FTE</b>	<b>DOLLAR</b>	<b>FTE</b>
<b>MO KIDNEY PROGRAM</b>								
<b>CORE</b>								
<b>PROGRAM-SPECIFIC</b>								
GENERAL REVENUE	1,455,000	0.00	1,750,000	0.00	1,750,000	0.00	1,750,000	0.00
TOTAL - PD	1,455,000	0.00	1,750,000	0.00	1,750,000	0.00	1,750,000	0.00
<b>TOTAL</b>	<b>1,455,000</b>	<b>0.00</b>	<b>1,750,000</b>	<b>0.00</b>	<b>1,750,000</b>	<b>0.00</b>	<b>1,750,000</b>	<b>0.00</b>
<b>GRAND TOTAL</b>	<b>\$1,455,000</b>	<b>0.00</b>	<b>\$1,750,000</b>	<b>0.00</b>	<b>\$1,750,000</b>	<b>0.00</b>	<b>\$1,750,000</b>	<b>0.00</b>

**CORE DECISION ITEM**

<b>Department of Higher Education</b>	<b>Budget Unit</b> 57751C
<b>Division of Four-year Colleges and Universities</b>	
<b>Core - University of Missouri - Missouri Kidney Program</b>	

**1. CORE FINANCIAL SUMMARY**

	FY 2015 Budget Request					FY 2015 Governor's Recommendation			
	GR	Federal	Other	Total		GR	Fed	Other	Total
PS	0	0	0	0	PS	0	0	0	0
EE	0	0	0	0	EE	0	0	0	0
PSD	1,750,000	0	0	1,750,000	PSD	1,750,000	0	0	1,750,000
<b>Total</b>	<b>1,750,000</b>	<b>0</b>	<b>0</b>	<b>1,750,000</b>	<b>Total</b>	<b>1,750,000</b>	<b>0</b>	<b>0</b>	<b>1,750,000</b>
FTE	0.00	0.00	0.00	0.00	FTE	0.00	0.00	0.00	0.00

<b>Est. Fringe</b>	0	0	0	0
--------------------	---	---	---	---

*Note: Fringes budgeted in House Bill 5 except for certain fringes budgeted directly to MoDOT, Highway Patrol, and Conservation.*

<b>Est. Fringe</b>	0	0	0	0
--------------------	---	---	---	---

*Note: Fringes budgeted in House Bill 5 except for certain fringes budgeted directly to MoDOT, Highway Patrol, and Conservation.*

Other Funds: \_\_\_\_\_

**2. CORE DESCRIPTION**

This is a request for core funding for the Missouri Kidney Program (MoKP). Its mission is to assist eligible Missouri residents who have chronic renal insufficiency or renal transplant to meet their medical, educational, and psychosocial needs.

**CORE DECISION ITEM**

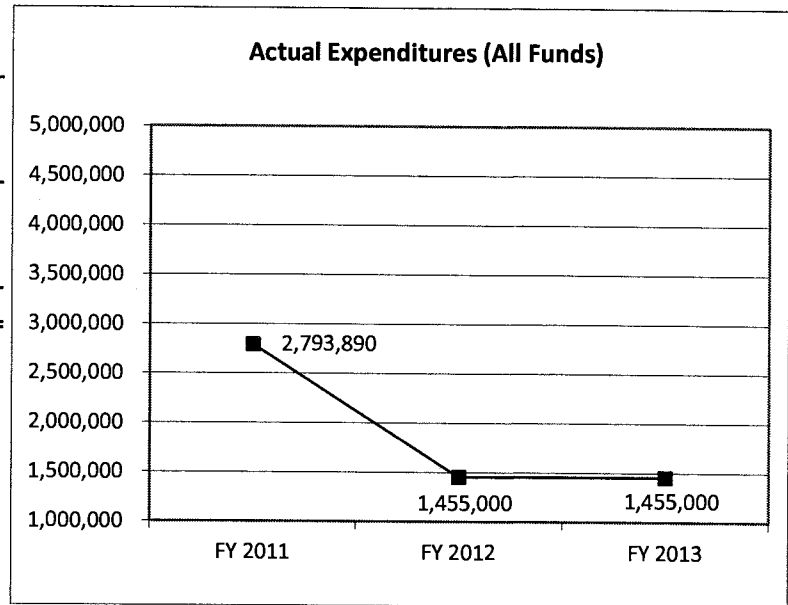
<b>Department of Higher Education</b>	<b>Budget Unit</b> 57751C
<b>Division of Four-year Colleges and Universities</b>	
<b>Core - University of Missouri - Missouri Kidney Program</b>	

**3. PROGRAM LISTING (list programs included in this core funding)**

Missouri Kidney Program

**4. FINANCIAL HISTORY**

	FY 2011 Actual	FY 2012 Actual	FY 2013 Actual	FY 2014 Current Yr.
Appropriation (All Funds)	2,880,299	1,500,000	1,500,000	1,750,000
Less Reverted (All Funds)	(86,409)	(45,000)	(45,000)	N/A
Budget Authority (All Funds)	2,793,890	1,455,000	1,455,000	N/A
Actual Expenditures (All Funds)	2,793,890	1,455,000	1,455,000	N/A
Unexpended (All Funds)	0	0	0	N/A
Unexpended, by Fund:				
General Revenue	0	0	0	N/A
Federal	0	0	0	N/A
Other	0	0	0	N/A



Reverted includes Governor's standard 3 percent reserve (when applicable) and any extraordinary expenditure restrictions.

**NOTES:**

**CORE RECONCILIATION DETAIL**

**DEPARTMENT OF HIGHER EDUCATION**

**MO KIDNEY PROGRAM**

**5. CORE RECONCILIATION DETAIL**

	<b>Budget Class</b>	<b>FTE</b>	<b>GR</b>	<b>Federal</b>	<b>Other</b>	<b>Total</b>	<b>Explanation</b>
<b>TAFP AFTER VETOES</b>							
	PD	0.00	1,750,000	0	0	1,750,000	
	<b>Total</b>	<b>0.00</b>	<b>1,750,000</b>	<b>0</b>	<b>0</b>	<b>1,750,000</b>	
<b>DEPARTMENT CORE REQUEST</b>							
	PD	0.00	1,750,000	0	0	1,750,000	
	<b>Total</b>	<b>0.00</b>	<b>1,750,000</b>	<b>0</b>	<b>0</b>	<b>1,750,000</b>	
<b>GOVERNOR'S RECOMMENDED CORE</b>							
	PD	0.00	1,750,000	0	0	1,750,000	
	<b>Total</b>	<b>0.00</b>	<b>1,750,000</b>	<b>0</b>	<b>0</b>	<b>1,750,000</b>	

**DECISION ITEM DETAIL**

Budget Unit	FY 2013	FY 2013	FY 2014	FY 2014	FY 2015	FY 2015	FY 2015	FY 2015
Decision Item	ACTUAL	ACTUAL	BUDGET	BUDGET	DEPT REQ	DEPT REQ	GOV REC	GOV REC
Budget Object Class	DOLLAR	FTE	DOLLAR	FTE	DOLLAR	FTE	DOLLAR	FTE
<b>MO KIDNEY PROGRAM</b>								
<b>CORE</b>								
PROGRAM DISTRIBUTIONS	1,455,000	0.00	1,750,000	0.00	1,750,000	0.00	1,750,000	0.00
<b>TOTAL - PD</b>	<b>1,455,000</b>	<b>0.00</b>	<b>1,750,000</b>	<b>0.00</b>	<b>1,750,000</b>	<b>0.00</b>	<b>1,750,000</b>	<b>0.00</b>
<b>GRAND TOTAL</b>	<b>\$1,455,000</b>	<b>0.00</b>	<b>\$1,750,000</b>	<b>0.00</b>	<b>\$1,750,000</b>	<b>0.00</b>	<b>\$1,750,000</b>	<b>0.00</b>
GENERAL REVENUE	\$1,455,000	0.00	\$1,750,000	0.00	\$1,750,000	0.00	\$1,750,000	0.00
FEDERAL FUNDS	\$0	0.00	\$0	0.00	\$0	0.00	\$0	0.00
OTHER FUNDS	\$0	0.00	\$0	0.00	\$0	0.00	\$0	0.00

## PROGRAM DESCRIPTION

Department of Higher Education

Program Name: Missouri Kidney Program

Program is found in the following core budget(s): University of Missouri - Missouri Kidney Program

### 1. Mission Statement

The mission of the Missouri Kidney Program (MoKP) is to help meet the educational needs, and to promote the physical and mental well-being of eligible Missouri residents with Chronic Kidney Disease (CKD). In order to accomplish the above mission, the Missouri Kidney Program is committed to the following goals:

- To advocate for policies that ensure no Missourian is denied treatment for kidney failure because of inability to pay.
- To provide financial help to eligible Missourians to defray the in-direct medical expenses related to CKD Stage 5:
  - Benefits range from medications, transportation, and insurance premium assistance depending on our available funding.
- To provide and support the CKD education of Missourians:
  - To promote public awareness and prevention of CKD.
  - To help choose a treatment for kidney failure and to encourage active participation in their medical care.
  - To provide continuing education seminars to the professional disciplines working with the CKD population.
- To increase public awareness of the need for organ donation, and to encourage kidney donations for transplantation.
- To collaborate with other organizations on efforts to prevent kidney disease.
- To promote efforts to delay or avoid the onset of kidney failure for those who have CKD which will reduce associated cost of care.
- To foster the exchange of medical, technical and administrative information among programs and professionals who treat people with CKD.

### 2. Program Description

#### A. Functions

The MoKP carries out the following programs to accomplish the mission and goals stated above: (1) provision of funds to assist eligible patients with other expenses related to their care (take-home drugs, insurance premiums, etc.); and (2) provision of patient and continuing professional education programs.

#### B. Eligibility

To receive MoKP assistance, CKD patients must be United States citizens residing permanently in Missouri, or aliens lawfully admitted for permanent residence in the state. Patients must meet an income/asset eligibility requirement for MoKP benefits, however any Missourian is eligible to attend our education programs.

#### C. Administration

The MoKP is administratively located within University of Missouri Health Care (MU Health Care), and is managed by a director who reports directly to the Dean of the School of Medicine. A statewide advisory council appointed by the Dean of the School of Medicine provides general policy oversight. Although a unique function of the University and MU Health Care, the mission of the MoKP is clearly compatible with the overall mission of the University in terms of education, service and research.



## PROGRAM DESCRIPTION

Department of Higher Education

Program Name: Missouri Kidney Program

Program is found in the following core budget(s): University of Missouri - Missouri Kidney Program

### 3. Program Justification

#### A. High Cost of Kidney Replacement Therapy

As stated above, the mission of the MoKP is to assist Missouri residents suffering the tragedy of total kidney failure to meet their medical, psychosocial and educational needs. The expense of treatment is staggering. The per person per year Medicare cost is \$87,561 for hemodialysis, \$66,751 for peritoneal dialysis, and \$32,914 for transplant. Although most CKD (stage 5) patients qualify for automatic Medicare benefits, coverage does not apply during the first 90 days following kidney failure and provides only an 80 percent benefit thereafter. State kidney programs such as the MoKP are necessary to fill this void in coverage, as well as to provide assistance with prescription drugs and deductibles not covered by Medicare.

#### B. Increased Number of Patients Needing Assistance

Missouri is somewhat unique with regard to Chronic Kidney Disease. Missourians are experiencing kidney failure at a higher rate than the national average. This may be attributed to a number of factors including the general aging of the population and the tendency of CKD to be slanted toward the last trimester of life. The highest rate of increase is in the population over 60 years old, with a disproportionate tendency toward non-Caucasians and persons with diabetes, obesity or hypertension. It is unlikely this trend will change in the foreseeable future and the number of Missourians experiencing CKD will increase. Of the 10,993 CKD patients in Missouri, MoKP is able to provide assistance to only approximately 13 percent of CKD patients. Residents of nearly every Missouri county and every legislative district need and receive MoKP assistance.

#### C. Summary

The MoKP is a unique resource in Missouri. The funding needs of the MoKP should be evaluated on their own merits, separate from the funding needs of the University of Missouri – Columbia. The continuing and substantial increase in the incidence of Chronic Kidney failure, the implications of which are delineated above and below, justify the request for increased state funding.

#### 4. What is the authorization for this program, i.e., federal or state statute, etc.? (Include the federal program number, if applicable.)

Section 172.875, RSMo

#### 5. Are there federal matching requirements? If yes, please explain.

No

#### 6. Is this a federally mandated program? If yes, please explain.

No

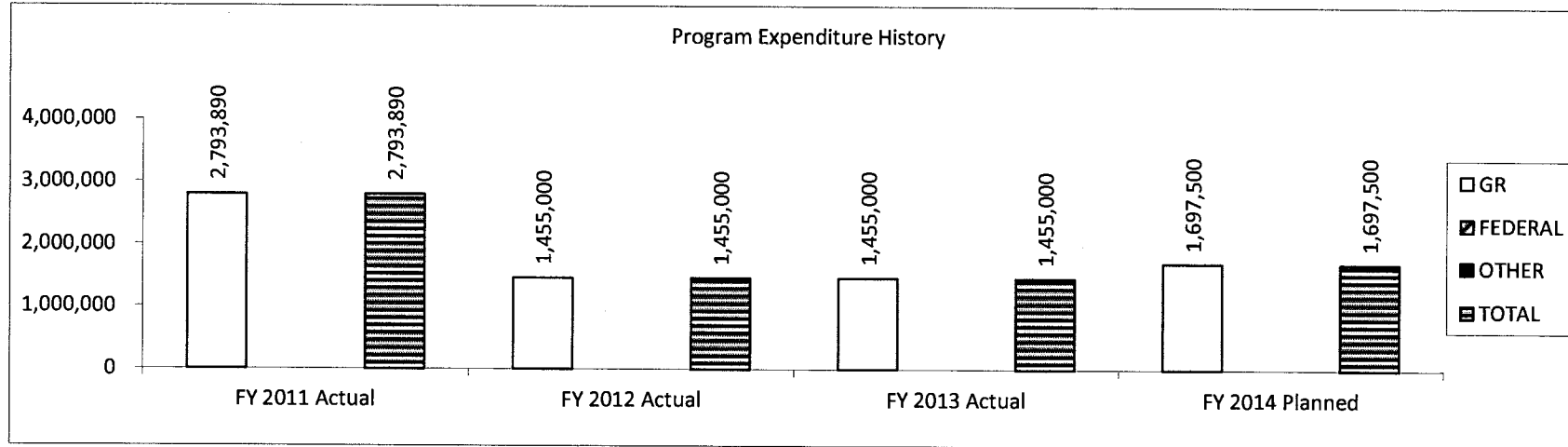
**PROGRAM DESCRIPTION**

**Department of Higher Education**

**Program Name: Missouri Kidney Program**

**Program is found in the following core budget(s): University of Missouri - Missouri Kidney Program**

**7. Provide actual expenditures for the prior three fiscal years and planned expenditures for the current fiscal year**



**8. What are the sources of the "Other " funds?**

None

**8a. Provide an effectiveness measure.**

MoKP effectiveness is measured by the number of dollars of the appropriation going to reimburse patient care and educational activities. MoKP expends about 77% of its appropriation for patient care related activities. The remaining 23% is spent on patient education classes and administrative costs.

FY 10		FY 11		FY 12		FY 13		FY 14 Projected		FY 15 Projected	
<u>Patient Exp</u>	<u>Total Exp</u>	<u>Patient Exp</u>	<u>Total Exp</u>	<u>Patient Exp</u>	<u>Total Exp</u>	<u>Patient Exp</u>	<u>Total Exp</u>	<u>Patient Exp</u>	<u>Total Exp*</u>	<u>Patient Exp</u>	<u>Total Exp</u>
\$2,098,828	\$2,710,871	\$2,233,813	\$2,793,890	\$1,115,098	\$1,455,000	\$1,124,591	\$1,455,000	\$1,385,532	\$1,627,500	\$1,333,216	\$1,731,450

\*Excludes \$70,000 in funds that were restricted

**PROGRAM DESCRIPTION**

**Department of Higher Education**

**Program Name: Missouri Kidney Program**

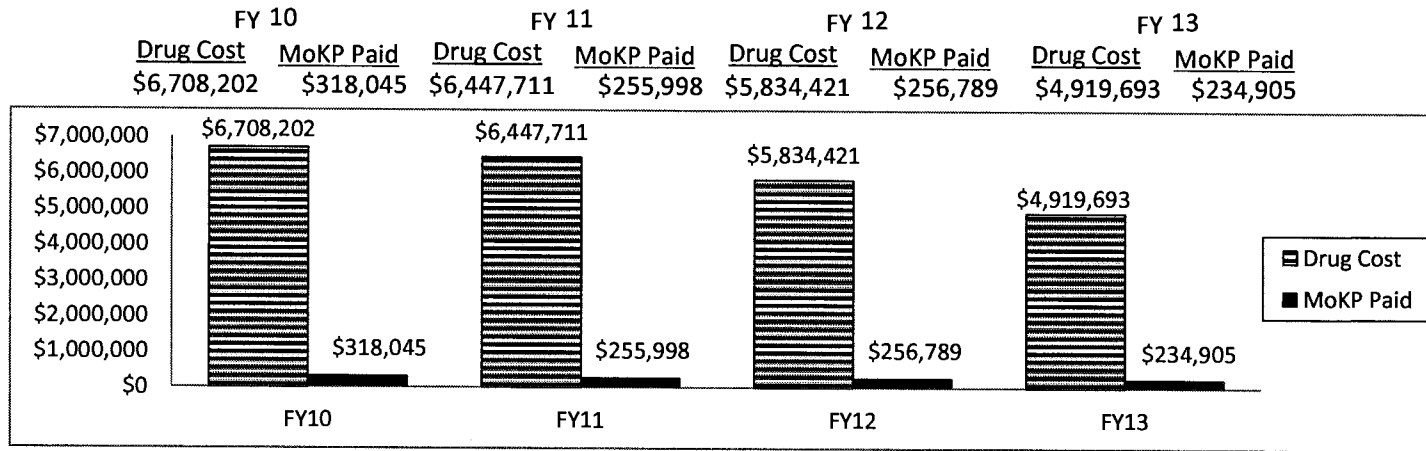
**Program is found in the following core budget(s): University of Missouri - Missouri Kidney Program**

The average dollar value of assistance (unit cost) provided to MoKP eligible patients during FY2013 was \$916 and is detailed below.

<u>Type of Assistance</u>	<u>Number of Patients</u>	<u>Unit Cost \$</u>
Maintenance & Anti-rejection Drugs	1,393	169
Transportation	30	220
Insurance Premiums	29	1,932
Emergency Medications	0	0
Transplant Donor Assistance	20	785
Nutritional Supplements	0	0
Medicaid Spend Down	740	1,281
Ticket to Work	52	654
Unduplicated Patients Served/Average Unit Cost	<u>1,414</u>	<u>\$916</u>

**8b. Provide an efficiency measure.**

MoKP's single largest assistance program is the Centralized Drug Program which supplies needed pharmaceuticals to patients statewide via mail-order. Kilgore's Medical Pharmacy was awarded the contract to provide this service, including the billing of 3rd party payors. MoKP assumes the role of payor of last resort for patients whose treatment is not covered by Medicare/Medicaid or private health insurance. MoKP works hard to ensure patients maintain their insurance coverage and finds the best plan for their medication needs. The data below summarizes actual expenditures for the past four years based on dispense date.



**PROGRAM DESCRIPTION**

**Department of Higher Education**

**Program Name: Missouri Kidney Program**

**Program is found in the following core budget(s): University of Missouri - Missouri Kidney Program**

**8c. Provide the number of clients/individuals served, if applicable.**

The table below lists the number of clients served and the projected need in one or more of our direct patient assistance programs. We have maximized our patient service delivery capabilities by micromanaging our current appropriation level. There are 10,993 dialysis and kidney transplant patients in the State of Missouri and over 2,000 patients each year are newly diagnosed with Chronic ESRD in Missouri alone. MoKP can barely assist 13% of this population. The need far exceeds the level of appropriation that has been available. Currently there are 153 certified participating renal facilities contracted with MoKP. Data provided from CY2012 Network 12 and United Network for Organ Sharing.

<u>FY09</u>	<u>FY10</u>	<u>FY11</u>	<u>FY12</u>	<u>FY13</u>	<u>FY14 Proj</u>	<u>FY15 Proj</u>
2,491	2,338	1,895	1,467	1,414	1,484	1,558

**8d. Provide a customer satisfaction measure, if available.**

MoKP conducts a Patient Satisfaction Analysis program. Each month 30 patients, who are being renewed for benefits are randomly selected to receive the questionnaire. The questionnaire is mailed to the patient along with a stamped, self addressed envelope to a P.O. Box in Columbia rented by MoKP under the name Customer Satisfaction Research Branch. The patient submits responses anonymously without signing the response form. The program continues to receive favorable customer satisfaction rating. A summary of customer satisfaction indicates a high appreciation of the services MoKP provides. The results are reviewed by our Advisory Council yearly. We have chosen not to attempt to project patient responses for the current or outlying years because we have no accurate predictive model for patient responses to questionnaires.

	<u>FY09</u>	<u>FY10</u>	<u>FY11</u>	<u>FY12</u>	<u>FY13</u>
Questionnaires Received	89	94	52	154	127
Questionnaires Mailed				359	326



# Missouri Kidney Program FY2013 Patient Assistance (by county)

Dollars  
(Patients)

**DECISION ITEM SUMMARY**

Budget Unit									
Decision Item	FY 2013	FY 2013	FY 2014	FY 2014	FY 2015	FY 2015	FY 2015	FY 2015	FY 2015
Budget Object Summary	ACTUAL	ACTUAL	BUDGET	BUDGET	DEPT REQ	DEPT REQ	GOV REC	GOV REC	GOV REC
Fund	DOLLAR	FTE	DOLLAR	FTE	DOLLAR	FTE	DOLLAR	FTE	FTE
<b>MO FED &amp; STATE TECH PARTNRSHIP</b>									
<b>CORE</b>									
PROGRAM-SPECIFIC									
GENERAL REVENUE	329,796	0.00	340,000	0.00	340,000	0.00	340,000	0.00	0.00
TOTAL - PD	329,796	0.00	340,000	0.00	340,000	0.00	340,000	0.00	0.00
<b>TOTAL</b>	<b>329,796</b>	<b>0.00</b>	<b>340,000</b>	<b>0.00</b>	<b>340,000</b>	<b>0.00</b>	<b>340,000</b>	<b>0.00</b>	<b>0.00</b>
<b>GRAND TOTAL</b>	<b>\$329,796</b>	<b>0.00</b>	<b>\$340,000</b>	<b>0.00</b>	<b>\$340,000</b>	<b>0.00</b>	<b>\$340,000</b>	<b>0.00</b>	<b>0.00</b>

**CORE DECISION ITEM**

<b>Department of Higher Education</b>					<b>Budget Unit</b> <u>57745C</u>				
<b>Division of Four-year Colleges and Universities</b>									
<b>Core - University of Missouri - Missouri Federal &amp; State Technology Partnership Program</b>									
<b>1. CORE FINANCIAL SUMMARY</b>									
	<b>FY 2015 Budget Request</b>					<b>FY 2015 Governor's Recommendation</b>			
	<b>GR</b>	<b>Federal</b>	<b>Other</b>	<b>Total</b>		<b>GR</b> <b>Fed</b> <b>Other</b> <b>Total</b>			
PS	0	0	0	0	PS	0	0	0	0
EE	0	0	0	0	EE	0	0	0	0
PSD	340,000	0	0	340,000	PSD	340,000	0	0	340,000
<b>Total</b>	<b>340,000</b>	<b>0</b>	<b>0</b>	<b>340,000</b>	<b>Total</b>	<b>340,000</b>	<b>0</b>	<b>0</b>	<b>340,000</b>
FTE	0.00	0.00	0.00	0.00	FTE	0.00	0.00	0.00	0.00
<b>Est. Fringe</b>	0	0	0	0	<b>Est. Fringe</b>	0	0	0	0
<i>Note: Fringes budgeted in House Bill 5 except for certain fringes budgeted directly to MoDOT, Highway Patrol, and Conservation.</i>					<i>Note: Fringes budgeted in House Bill 5 except for certain fringes budgeted directly to MoDOT, Highway Patrol, and Conservation.</i>				
Other Funds:					Other Funds:				
<b>2. CORE DESCRIPTION</b>									
<p>Missouri Federal and State Technology Partnership (MOFAST) is administered through the University of Missouri. In FY 2013, funding for this program was transferred from the Department of Economic Development to the Department of Higher Education. This program is designed to provide counseling and educational offerings to early stage and growth businesses, including small technology businesses with a key focus of attracting Small Business Innovative Research (SBIR) awards that will provide grant money for Missouri small businesses in order to develop and potentially commercialize innovations. Technology entrepreneurship will help grow Missouri's industries of tomorrow and provide opportunities to create and retain high quality jobs in Missouri.</p>									

**CORE DECISION ITEM**

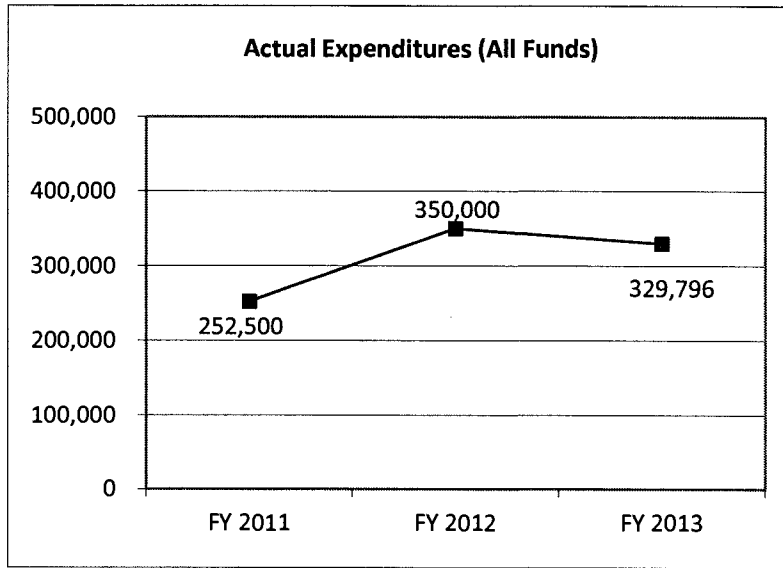
<b>Department of Higher Education</b>	<b>Budget Unit</b> <u>57745C</u>
<b>Division of Four-year Colleges and Universities</b>	
<b>Core - University of Missouri - Missouri Federal &amp; State Technology Partnership Program</b>	

**3. PROGRAM LISTING (list programs included in this core funding)**

Missouri Federal and State Technology Partnership Program (MOFAST)

**4. FINANCIAL HISTORY**

	FY 2011 Actual	FY 2012 Actual	FY 2013 Actual	FY 2014 Current Yr.
Appropriation (All Funds)		0	340,000	340,000
Less Reverted (All Funds)		0	(10,200)	N/A
Budget Authority (All Funds)	0	0	329,800	N/A
Actual Expenditures (All Funds)	252,500	350,000	329,796	N/A
Unexpended (All Funds)	(252,500)	(350,000)	4	N/A
Unexpended, by Fund:				
General Revenue	0	0	4	N/A
Federal	0	0	0	N/A
Other	0	0	0	N/A
			(1)	



Reverted includes Governor's standard 3 percent reserve (when applicable) and any extraordinary expenditure restrictions.

**NOTES:** (1) Funding for this program was transferred from the Department of Economic Development (DED) to the Department of Higher Education. Expenditure data for FY11 and FY12 was provided by DED; all other data inconclusive for those fiscal years



**CORE RECONCILIATION DETAIL**

**DEPARTMENT OF HIGHER EDUCATION**

**MO FED & STATE TECH PARTNRSHIP**

**5. CORE RECONCILIATION DETAIL**

	<b>Budget Class</b>	<b>FTE</b>	<b>GR</b>	<b>Federal</b>	<b>Other</b>	<b>Total</b>	<b>Explanation</b>
<b>TAFP AFTER VETOES</b>							
	PD	0.00	340,000	0	0	340,000	
	<b>Total</b>	<b>0.00</b>	<b>340,000</b>	<b>0</b>	<b>0</b>	<b>340,000</b>	
<b>DEPARTMENT CORE REQUEST</b>							
	PD	0.00	340,000	0	0	340,000	
	<b>Total</b>	<b>0.00</b>	<b>340,000</b>	<b>0</b>	<b>0</b>	<b>340,000</b>	
<b>GOVERNOR'S RECOMMENDED CORE</b>							
	PD	0.00	340,000	0	0	340,000	
	<b>Total</b>	<b>0.00</b>	<b>340,000</b>	<b>0</b>	<b>0</b>	<b>340,000</b>	

**DECISION ITEM DETAIL**

Budget Unit	FY 2013	FY 2013	FY 2014	FY 2014	FY 2015	FY 2015	FY 2015	FY 2015
Decision Item	ACTUAL	ACTUAL	BUDGET	BUDGET	DEPT REQ	DEPT REQ	GOV REC	GOV REC
Budget Object Class	DOLLAR	FTE	DOLLAR	FTE	DOLLAR	FTE	DOLLAR	FTE
<b>MO FED &amp; STATE TECH PARTNRSHIP</b>								
<b>CORE</b>								
PROGRAM DISTRIBUTIONS	329,796	0.00	340,000	0.00	340,000	0.00	340,000	0.00
TOTAL - PD	329,796	0.00	340,000	0.00	340,000	0.00	340,000	0.00
<b>GRAND TOTAL</b>	<b>\$329,796</b>	<b>0.00</b>	<b>\$340,000</b>	<b>0.00</b>	<b>\$340,000</b>	<b>0.00</b>	<b>\$340,000</b>	<b>0.00</b>
GENERAL REVENUE	\$329,796	0.00	\$340,000	0.00	\$340,000	0.00	\$340,000	0.00
FEDERAL FUNDS	\$0	0.00	\$0	0.00	\$0	0.00	\$0	0.00
OTHER FUNDS	\$0	0.00	\$0	0.00	\$0	0.00	\$0	0.00

**PROGRAM DESCRIPTION**

**Department of Higher Education**

**Program Name: Missouri Federal and State Technology Partnership Program**

**Program is found in the following core budget(s): University of Missouri - MOFAST**

**1. What does this program do?**

This item funds several counselors located across the state who provide counseling and educational offerings to early stage and growth businesses, including small technology businesses. The key focus is on identifying markets, developing new products and attracting equity capital to capture the opportunity to create and retain jobs in Missouri. One key focus is on attracting government research and development awards to Missouri small businesses for new product development. These counselors help Missouri small businesses seek out, apply for and win government Small Business Innovative Research (SBIR) awards that will provide grant money to develop and potentially commercialize innovations. The SBIR program was initiated in 1982 and has four goals: (1) stimulate technological innovation; (2) partner with small businesses to meet federal research and development needs; (3) encourage the participation of disadvantaged businesses and minority-owned firms in technological innovation; and (4) increase private sector commercialization derived from federal research and development funding. Awards of SBIR grants to Missouri small businesses help keep the technology and the proceeds from its commercialization in the state. MOFAST helps Missouri companies become aware and understand the process for preparing, pitching and winning seed and angel funding, including federal SBIR grants.

**2. What is the authorization for this program, i.e., federal or state statute, etc.? (Include the federal program number, if applicable.)**

Missouri Small Business Development Center Fund established in 620.1001

University of Missouri Extension is a component of the University of Missouri and falls under these statutes -Section 172.010 - 172.950.

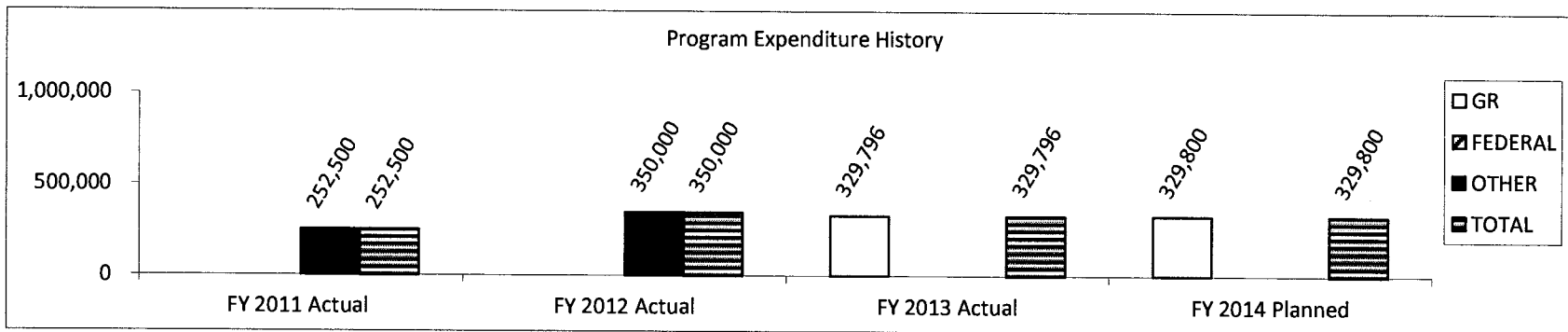
**3. Are there federal matching requirements? If yes, please explain.**

Yes, state dollars and local match are used to access federal dollars.

**4. Is this a federally mandated program? If yes, please explain.**

No

**5. Provide actual expenditures for the prior three fiscal years and planned expenditures for the current fiscal year.**



Appropriation first received directly at UM in FY 2013.

**PROGRAM DESCRIPTION**

**Department of Higher Education**

**Program Name: Missouri Federal and State Technology Partnership Program**

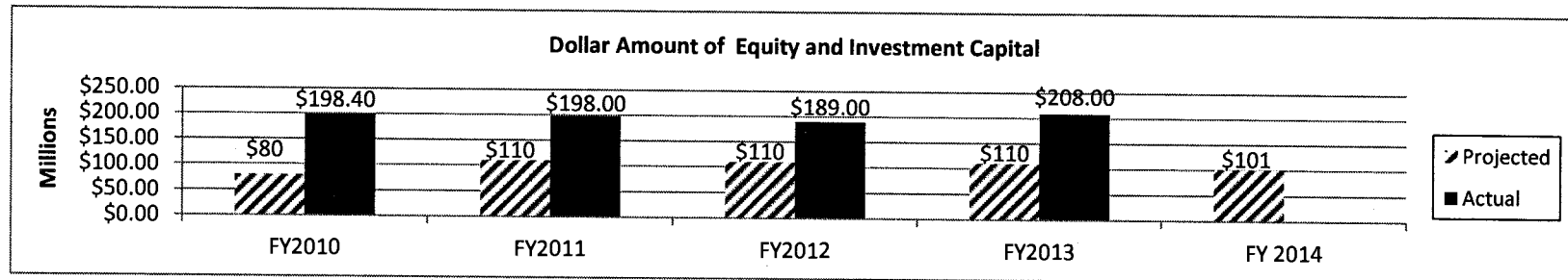
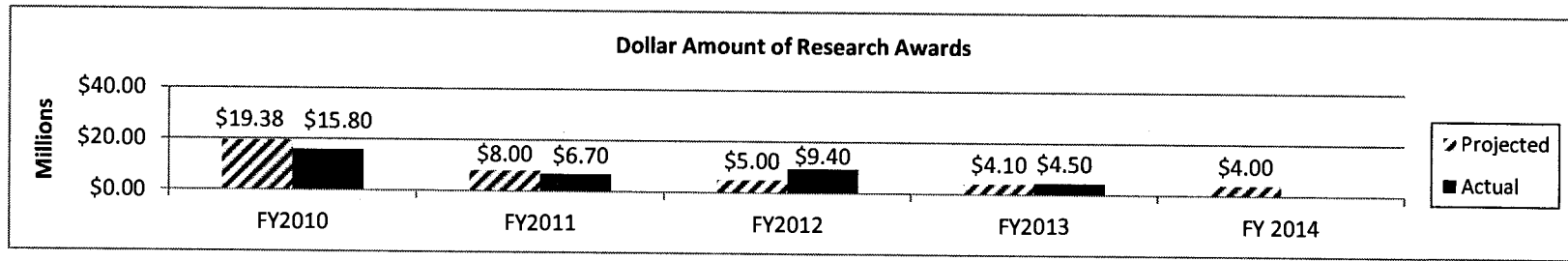
**Program is found in the following core budget(s): University of Missouri - MOFAST**

**6. What are the sources of the "Other " funds?**

FY11 and FY12 - Business Extension Service Team Fund (0280)


**7a. Provide an effectiveness measure.**

Note: The three effectiveness charts under 7a. reflect clients of Missouri Federal and State Technology Partnership (MOFAST), Small Business and Technology Development Centers (SBTDC), and Missouri Procurement Technical Assistance Centers (PTAC) System. All of these programs comprise the MU Extension Business Development Program. The programs work together to develop strategy and implement services to Missouri businesses to help them grow and remain globally competitive. With their varying emphases i.e., management, marketing and finance in the Missouri SBTDC; assisting firms in finding local, state and federal government contracts in the Missouri PTAC; and the assistance with technology and commercialization in the MOFAST Partnership, these complementary programs offer a holistic approach to addressing the needs of Missouri firms. The programs work together seamlessly, and it is for that reason that the impact is reported in aggregate.

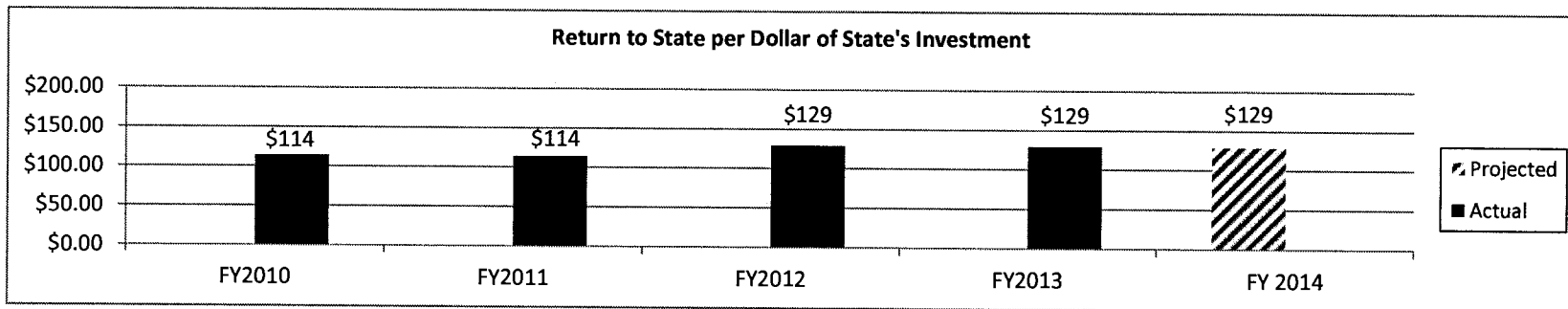


**PROGRAM DESCRIPTION**

**Department of Higher Education**  
**Program Name: Missouri Federal and State Technology Partnership Program**  
**Program is found in the following core budget(s): University of Missouri - MOFAST**



**7b. Provide an efficiency measure.**



The MO SBTDC/MoFAST/MO PTAC programs use a three-year rolling total to assess program impact and return on investment. The rationale for the three-year measure is that when working with the programs' clients, economic impact may not occur immediately and is often captured in subsequent years as the programs follow up with and continue to assist client companies. The three-year rolling total enables the programs to provide the most accurate assessment of their impact on client firms. For the three years 2009-2011, the average return on investment was \$114 of economic impact returned for every \$1 invested in the programs. Moving on to the three years 2010-2012, the average return on investment increased to \$129 of economic impact returned for every \$1 invested in the program.

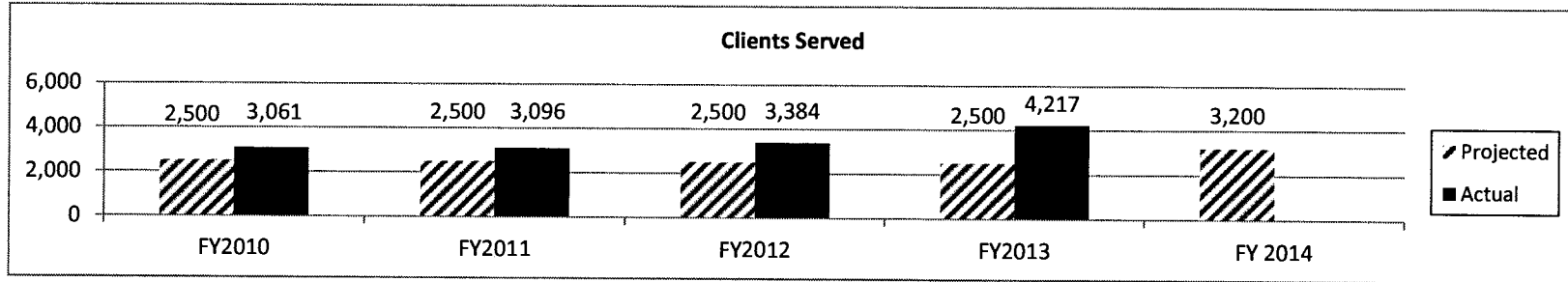
**PROGRAM DESCRIPTION**

**Department of Higher Education**


**Program Name: Missouri Federal and State Technology Partnership Program**

**Program is found in the following core budget(s): University of Missouri - MOFAST**

**7c. Provide the number of clients/individuals served, if applicable.**



**7d. Provide a customer satisfaction measure, if available.**



**DECISION ITEM SUMMARY**

Budget Unit									
Decision Item	FY 2013	FY 2013	FY 2014	FY 2014	FY 2015	FY 2015	FY 2015	FY 2015	FY 2015
Budget Object Summary	ACTUAL	ACTUAL	BUDGET	BUDGET	DEPT REQ	DEPT REQ	GOV REC	GOV REC	GOV REC
Fund	DOLLAR	FTE	DOLLAR	FTE	DOLLAR	FTE	DOLLAR	FTE	FTE
<b>STATE HISTORICAL SOCIETY</b>									
CORE									
PROGRAM-SPECIFIC									
GENERAL REVENUE	1,384,777	0.00	1,727,605	0.00	1,727,605	0.00	1,727,605	0.00	0.00
TOTAL - PD	1,384,777	0.00	1,727,605	0.00	1,727,605	0.00	1,727,605	0.00	0.00
<b>TOTAL</b>	<b>1,384,777</b>	<b>0.00</b>	<b>1,727,605</b>	<b>0.00</b>	<b>1,727,605</b>	<b>0.00</b>	<b>1,727,605</b>	<b>0.00</b>	<b>0.00</b>
<b>MO State Hist Society Increase - 1555011</b>									
PROGRAM-SPECIFIC									
GENERAL REVENUE	0	0.00	0	0.00	0	0.00	483,250	0.00	0.00
TOTAL - PD	0	0.00	0	0.00	0	0.00	483,250	0.00	0.00
<b>TOTAL</b>	<b>0</b>	<b>0.00</b>	<b>0</b>	<b>0.00</b>	<b>0</b>	<b>0.00</b>	<b>483,250</b>	<b>0.00</b>	<b>0.00</b>
<b>GRAND TOTAL</b>	<b>\$1,384,777</b>	<b>0.00</b>	<b>\$1,727,605</b>	<b>0.00</b>	<b>\$1,727,605</b>	<b>0.00</b>	<b>\$2,210,855</b>	<b>0.00</b>	<b>0.00</b>

**CORE DECISION ITEM**

<b>Department of Higher Education</b>					<b>Budget Unit</b> 57761C				
<b>Division of Four-year Colleges and Universities</b>									
<b>Core - University of Missouri - State Historical Society</b>									
<b>1. CORE FINANCIAL SUMMARY</b>									
	<b>FY 2015 Budget Request</b>					<b>FY 2015 Governor's Recommendation</b>			
	<b>GR</b>	<b>Federal</b>	<b>Other</b>	<b>Total</b>		<b>GR</b>	<b>Fed</b>	<b>Other</b>	<b>Total</b>
<b>PS</b>	0	0	0	0	<b>PS</b>	0	0	0	0
<b>EE</b>	0	0	0	0	<b>EE</b>	0	0	0	0
<b>PSD</b>	1,727,605	0	0	1,727,605	<b>PSD</b>	1,727,605	0	0	1,727,605
<b>Total</b>	<b>1,727,605</b>	<b>0</b>	<b>0</b>	<b>1,727,605</b>	<b>Total</b>	<b>1,727,605</b>	<b>0</b>	<b>0</b>	<b>1,727,605</b>
<b>FTE</b>	<b>0.00</b>	<b>0.00</b>	<b>0.00</b>	<b>0.00</b>	<b>FTE</b>	<b>0.00</b>	<b>0.00</b>	<b>0.00</b>	<b>0.00</b>
<b>Est. Fringe</b>	0	0	0	0	<b>Est. Fringe</b>	0	0	0	0
<i>Note: Fringes budgeted in House Bill 5 except for certain fringes budgeted directly to MoDOT, Highway Patrol, and Conservation.</i>					<i>Note: Fringes budgeted in House Bill 5 except for certain fringes budgeted directly to MoDOT, Highway Patrol, and Conservation.</i>				
Other Funds:					Other Funds:				
<b>2. CORE DESCRIPTION</b>									
<p>The State Historical Society is a trustee of the state, supported by state funds, and is directed by statute to collect, preserve, make accessible, and publish materials pertaining to the history of Missouri and the Middle West. This request is for a core appropriation of \$1,727,605 from general revenue.</p>									



**CORE DECISION ITEM**

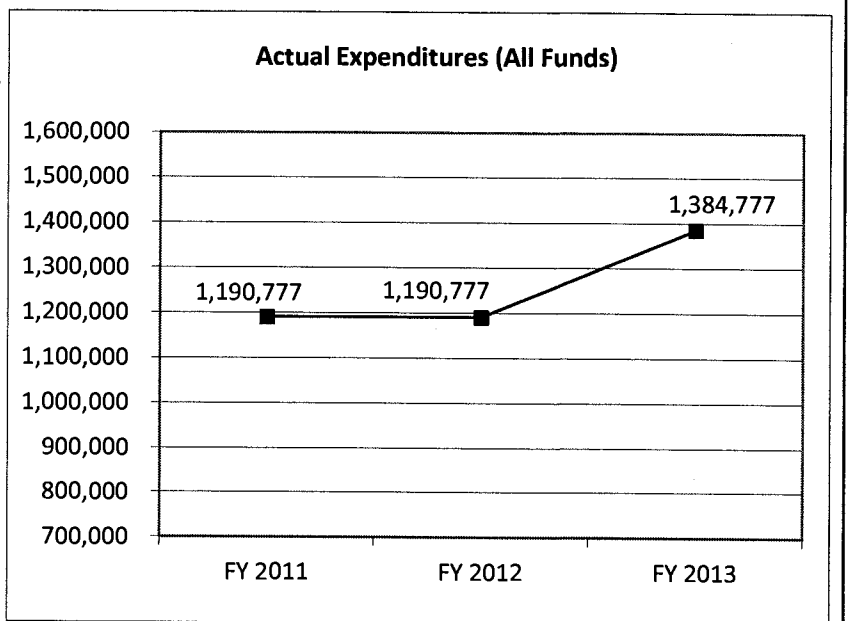
<b>Department of Higher Education</b>	<b>Budget Unit</b> 57761C
<b>Division of Four-year Colleges and Universities</b>	
<b>Core - University of Missouri - State Historical Society</b>	

**3. PROGRAM LISTING (list programs included in this core funding)**

State Historical Society

**4. FINANCIAL HISTORY**

	FY 2011 Actual	FY 2012 Actual	FY 2013 Actual	FY 2014 Current Yr.
Appropriation (All Funds)	1,227,605	1,227,605	1,427,605	1,727,605
Less Reverted (All Funds)	(36,828)	(36,828)	(42,828)	N/A
Budget Authority (All Funds)	1,190,777	1,190,777	1,384,777	N/A
Actual Expenditures (All Funds)	1,190,777	1,190,777	1,384,777	N/A
Unexpended (All Funds)	0	0	0	N/A
Unexpended, by Fund:				
General Revenue	0	0	0	N/A
Federal	0	0	0	N/A
Other	0	0	0	N/A



Reverted includes Governor's standard 3 percent reserve (when applicable) and any extraordinary expenditure restrictions.

**NOTES:**

**CORE RECONCILIATION DETAIL**

**DEPARTMENT OF HIGHER EDUCATION**  
**STATE HISTORICAL SOCIETY**

**5. CORE RECONCILIATION DETAIL**

	<b>Budget Class</b>	<b>FTE</b>	<b>GR</b>	<b>Federal</b>	<b>Other</b>	<b>Total</b>	<b>Explanation</b>
<b>TAFP AFTER VETOES</b>							
	PD	0.00	1,727,605	0	0	1,727,605	
	<b>Total</b>	<b>0.00</b>	<b>1,727,605</b>	<b>0</b>	<b>0</b>	<b>1,727,605</b>	
<b>DEPARTMENT CORE REQUEST</b>							
	PD	0.00	1,727,605	0	0	1,727,605	
	<b>Total</b>	<b>0.00</b>	<b>1,727,605</b>	<b>0</b>	<b>0</b>	<b>1,727,605</b>	
<b>GOVERNOR'S RECOMMENDED CORE</b>							
	PD	0.00	1,727,605	0	0	1,727,605	
	<b>Total</b>	<b>0.00</b>	<b>1,727,605</b>	<b>0</b>	<b>0</b>	<b>1,727,605</b>	

**DECISION ITEM DETAIL**

Budget Unit	FY 2013	FY 2013	FY 2014	FY 2014	FY 2015	FY 2015	FY 2015	FY 2015
Decision Item	ACTUAL	ACTUAL	BUDGET	BUDGET	DEPT REQ	DEPT REQ	GOV REC	GOV REC
Budget Object Class	DOLLAR	FTE	DOLLAR	FTE	DOLLAR	FTE	DOLLAR	FTE
<b>STATE HISTORICAL SOCIETY</b>								
<b>CORE</b>								
PROGRAM DISTRIBUTIONS	1,384,777	0.00	1,727,605	0.00	1,727,605	0.00	1,727,605	0.00
TOTAL - PD	1,384,777	0.00	1,727,605	0.00	1,727,605	0.00	1,727,605	0.00
<b>GRAND TOTAL</b>	<b>\$1,384,777</b>	<b>0.00</b>	<b>\$1,727,605</b>	<b>0.00</b>	<b>\$1,727,605</b>	<b>0.00</b>	<b>\$1,727,605</b>	<b>0.00</b>
GENERAL REVENUE	\$1,384,777	0.00	\$1,727,605	0.00	\$1,727,605	0.00	\$1,727,605	0.00
FEDERAL FUNDS	\$0	0.00	\$0	0.00	\$0	0.00	\$0	0.00
OTHER FUNDS	\$0	0.00	\$0	0.00	\$0	0.00	\$0	0.00

## PROGRAM DESCRIPTION

Department of Higher Education

Program Name: Division of Four-year Colleges and Universities

Program is found in the following core budget(s): University of Missouri - State Historical Society

### 1. Mission Statement

The State Historical Society of Missouri is directed by statute to collect, preserve, make accessible, and publish materials pertaining to the history of the state and the Middle West.

### 2. Program History

Founded in 1898 by the Missouri Press Association and a trustee of the state since 1899, the State Historical Society of Missouri is the premier research center for the study of Missouri state and local history. The Society preserves and provides access to reference materials and historical collections through research centers on each of the four campuses of the University of Missouri system: Columbia, Kansas City, Rolla, and St. Louis, and at Southeast Missouri State University in Cape Girardeau. In addition, the Society provides access to its collections through a cooperative agreement with Missouri State University (Springfield). The Columbia research center also houses a significant art collection with ongoing and varied exhibitions and serves as the administrative headquarters for the Society's other branches.

### 3. What does this program do?

The State Historical Society of Missouri collects, preserves, makes accessible, and publishes materials pertaining to the history of Missouri, and the Middle West. The Society's facilities comprise reference, newspaper, manuscript, art, map, photograph, and oral history collections. Use of these facilities is free and open to the public. In addition to these research facilities, the Society publishes a scholarly quarterly journal, the *Missouri Historical Review*, a quarterly newsletter, and, on average, one book per year on a Missouri history topic. The Society is the sponsor for National History Day in Missouri. This program annually attracts thousands of Missouri students in grades 6-12 to research historical topics based on an annual theme and to prepare papers, performances, exhibits, websites, or documentaries based upon historical research. The Society also provides public programming, in-house and off-site, for adults interested in historical research and Missouri history through art exhibitions, workshops, tours, and lectures. Users include students from elementary school through graduate school, academicians, historians, genealogists, journalists, lawyers, government staff, writers, and members of the public researching a variety of topics.

### 4. What is the authorization for this program, i.e., federal or state statute, etc.? (Include the federal program number, if applicable.)

Section 183.010 - 183.030, RSMo

### 5. Are there federal matching requirements? If yes, please explain.

No

### 6. Is this a federally mandated program? If yes, please explain.

No

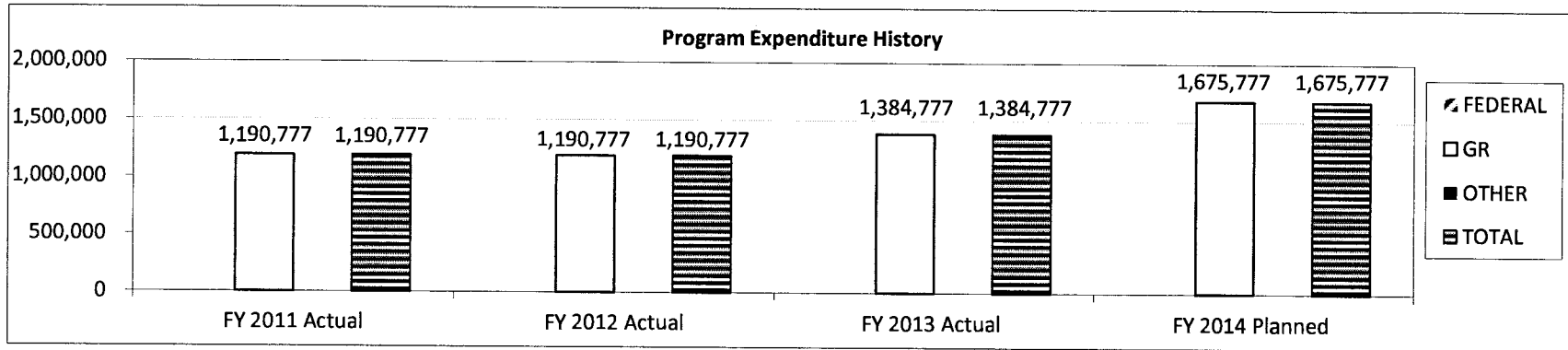
**PROGRAM DESCRIPTION**

**Department of Higher Education**

**Program Name: Division of Four-year Colleges and Universities**

**Program is found in the following core budget(s): University of Missouri - State Historical Society**

**7. Provide actual expenditures for the prior three fiscal years and planned expenditures for the current fiscal year.**



**8. What are the sources of the "Other" funds?**

All of the Society's appropriations are from General Revenue. However, the Society has a Membership Trust Fund that helps to support its mission and starting in FY2012 there is a memorandum of understanding with funding from the University of Missouri System for the Society's known previously as the Western Historical Manuscript Collection.

**9a. Provide an effectiveness measure.**

How many individuals use Society resources on-site and attend Society events?

FY2012 Projected	FY2012 Actual	FY2013 Projected	FY2013 Actual	FY2014 Target	FY2015 Target	FY2016 Target
15,012	17,193	17,537	15,288	15,441	15,595	15,751

How many research contacts does Society staff have via phone, letters, e-mail, and fax?

FY2012 Projected	FY2012 Actual	FY2013 Projected	FY2013 Actual	FY2014 Target	FY2015 Target	FY2016 Target
13,054	13,537	14,078	13,158	13,290	13,423	13,557

**PROGRAM DESCRIPTION**

**Department of Higher Education**

**Program Name: Division of Four-year Colleges and Universities**

**Program is found in the following core budget(s): University of Missouri - State Historical Society**

**9b. Provide an efficiency measure.**

What is the average number of researchers assisted by each member of the reference staff?

FY2012 Projected	FY2012 Actual	FY2013 Projected	FY2013 Actual	FY2014 Target	FY2015 Target	FY2016 Target
1,041	1,105	1,127	959	969	979	989

**9c. Provide the number of clients/individuals served, if applicable.**

How many individuals does the Society assist and have contact with?

FY2012 Projected	FY2012 Actual	FY2013 Projected	FY2013 Actual	FY2014 Target	FY2015 Target	FY2016 Target
407,531	496,116	520,922	490,571	495,477	500,432	505,436

**10. Performance and Other Activity Measures**

	<u>FY2012</u>	<u>FY2013</u>	<u>FY2014</u>	<u>FY2015</u>
Researchers On-site	4,060	4,109	4,150	4,192
Art Gallery Attendance	4,244	4,313	4,356	4,400
Tours, Events, Staff Presentations	135	137	139	141
Tours, Events, Staff Presentations Attendance	5,957	4,111	4,152	4,194
Students Participating in National History Day contests	2,501	2,755	2,783	2,811
Web Site Visitors	465,188	475,283	489,541	504,227
Membership	4,864	3,686	3,760	3,835

**NEW DECISION ITEM**

RANK: \_\_\_\_\_ OF 17

<b>Department of Higher Education</b>	<b>Budget Unit</b> <u>57761C</u>
<b>Division of Four-year Colleges and Universities</b>	
<b>Core - University of Missouri - State Historical Society</b>	<b>DI#</b> <u>1555011</u>

**1. AMOUNT OF REQUEST**

	FY 2015 Budget Request			
	GR	Federal	Other	Total
PS	0	0	0	0
EE	0	0	0	0
PSD	0	0	0	0
TRF	0	0	0	0
<b>Total</b>	<b>0</b>	<b>0</b>	<b>0</b>	<b>0</b>

FTE 0.00 0.00 0.00 0.00

<i>Est. Fringe</i>	0	0	0	0
--------------------	---	---	---	---

*Note: Fringes budgeted in House Bill 5 except for certain fringes budgeted directly to MoDOT, Highway Patrol, and Conservation.*

Other Funds:

	FY 2015 Governor's Recommendation			
	GR	Federal	Other	Total
PS	0	0	0	0
EE	0	0	0	0
PSD	483,250	0	0	483,250
TRF	0	0	0	0
<b>Total</b>	<b>483,250</b>	<b>0</b>	<b>0</b>	<b>483,250</b>

FTE 0.00 0.00 0.00 0.00

<i>Est. Fringe</i>	0	0	0	0
--------------------	---	---	---	---

*Note: Fringes budgeted in House Bill 5 except for certain fringes budgeted directly to MoDOT, Highway Patrol, and Conservation.*

Other Funds:

**2. THIS REQUEST CAN BE CATEGORIZED AS:**

<input type="checkbox"/> New Legislation	<input type="checkbox"/> New Program	<input type="checkbox"/> Fund Switch
<input type="checkbox"/> Federal Mandate	<input type="checkbox"/> Program Expansion	<input checked="" type="checkbox"/> Cost to Continue
<input type="checkbox"/> GR Pick-Up	<input type="checkbox"/> Space Request	<input type="checkbox"/> Equipment Replacement
<input type="checkbox"/> Pay Plan	<input type="checkbox"/> Other: _____	

NEW DECISION ITEM

RANK: \_\_\_\_\_ OF 17

Department of Higher Education	Budget Unit	57761C
Division of Four-year Colleges and Universities		
Core - University of Missouri - State Historical Society	DI#	1555011

**3. WHY IS THIS FUNDING NEEDED? PROVIDE AN EXPLANATION FOR ITEMS CHECKED IN #2. INCLUDE THE FEDERAL OR STATE STATUTORY OR CONSTITUTIONAL AUTHORIZATION FOR THIS PROGRAM.**

The funding available to the State Historical Society of Missouri (SHSMO) has been reduced from \$2.7 million in FY 2009 to \$2.2 million over the course of the past five years. The SHSMO seeks to return to the FY 2009 level of total funding, which is an increase of nearly \$500,000 over its current funding. The requested funding for the SHSMO is for restoration of at least five of the ten staff positions lost to budget reductions over the past five years. This includes the restoration of four positions and the addition of a new one.

**4. DESCRIBE THE DETAILED ASSUMPTIONS USED TO DERIVE THE SPECIFIC REQUESTED AMOUNT. (How did you determine that the requested number of FTE were appropriate? From what source or standard did you derive the requested levels of funding? Were alternatives such as outsourcing or automation considered? If based on new legislation, does request tie to TAFP fiscal note? If not, explain why. Detail which portions of the request are one-times and how those amounts were calculated.)**

The Governor recommended \$483,250 in support of the SHSMO.

Restoration of two senior manuscript positions, one each in Kansas City and St. Louis, \$60,000 each for a total of \$120,000  
Restoration of a reference/manuscript specialist position for SHSMO Research Center - Columbia, \$47,250  
Restoration of a clerical position for SHSMO Research Center - Columbia, \$40,000  
Creation of a senior manuscript position of SHSMO Research Center - Southeast Missouri State University, opened in 2013, \$60,000  
Funding for UM mandated pay equity increases, \$150,000  
Pay plan of 3 percent COLA for all SHSMO staff, \$66,000



**NEW DECISION ITEM**

RANK: \_\_\_\_\_ OF 17

<u>Department of Higher Education</u>	Budget Unit	<u>57761C</u>
<u>Division of Four-year Colleges and Universities</u>		
<u>Core - University of Missouri - State Historical Society</u>	DI#	<u>1555011</u>

**5. BREAK DOWN THE REQUEST BY BUDGET OBJECT CLASS, JOB CLASS, AND FUND SOURCE. IDENTIFY ONE-TIME COSTS.**

Budget Object Class/Job Class	Dept Req		Dept Req		Dept Req		Dept Req		Dept Req	Dept Req	Dept Req
	GR	Dept Req	FED	Dept Req	OTHER	Dept Req	TOTAL	TOTAL	One-Time		
	DOLLARS	GR	FTE	DOLLARS	FED	FTE	DOLLARS	OTHER FTE	DOLLARS	FTE	DOLLARS
Total PS	0		0.0	0		0.0	0	0.0	0	0.0	0
Total EE	0			0			0		0		0
Program Distributions											
Total PSD	0			0			0		0		0
Transfers											
Total TRF	0			0			0		0		0
<b>Grand Total</b>	<b>0</b>		<b>0.0</b>	<b>0</b>		<b>0.0</b>	<b>0</b>	<b>0.0</b>	<b>0</b>	<b>0.0</b>	<b>0</b>

**NEW DECISION ITEM**

RANK: \_\_\_\_\_ OF 17

<b>Department of Higher Education</b>	<b>Budget Unit</b>	<u>57761C</u>
<b>Division of Four-year Colleges and Universities</b>		
<b>Core - University of Missouri - State Historical Society</b>	<b>DI#</b>	<u>1555011</u>

Budget Object Class/Job Class	Gov Rec	Gov Rec	Gov Rec	Gov Rec	Gov Rec	Gov Rec	Gov Rec	Gov Rec	Gov Rec
	GR	GR	FED	FED	OTHER	OTHER	TOTAL	TOTAL	One-Time
	DOLLARS	FTE	DOLLARS	FTE	DOLLARS	FTE	DOLLARS	FTE	DOLLARS
							0	0.0	
							0	0.0	
<b>Total PS</b>	<u>0</u>	<u>0.0</u>	<u>0</u>		<u>0.0</u>		<u>0</u>	<u>0.0</u>	<u>0</u>
<b>Total EE</b>	<u>0</u>		<u>0</u>		<u>0</u>		<u>0</u>		<u>0</u>
Program Distributions	483,250						483,250		
<b>Total PSD</b>	<u>483,250</u>		<u>0</u>		<u>0</u>		<u>483,250</u>		<u>0</u>
Transfers									
<b>Total TRF</b>	<u>0</u>		<u>0</u>		<u>0</u>		<u>0</u>		<u>0</u>
<b>Grand Total</b>	<u>483,250</u>	<u>0.0</u>	<u>0</u>		<u>0.0</u>		<u>483,250</u>	<u>0.0</u>	<u>0</u>

**NEW DECISION ITEM**

RANK: \_\_\_\_\_ OF 17

Department of Higher Education	Budget Unit	57761C
Division of Four-year Colleges and Universities		
Core - University of Missouri - State Historical Society	DI#	1555011

**6. PERFORMANCE MEASURES (If new decision item has an associated core, separately identify projected performance with & without additional funding.)**

**6a. Provide an effectiveness measure.**

How many individuals use Society resources on-site and attend Society events?

FY2012 Projected	FY2012 Actual	FY2013 Projected	FY2013 Actual	FY2014 Target	FY2015 Target	FY2016 Target
15,012	17,193	17,537	15,288	15,441	15,595	15,751

How many research contacts does Society staff have via phone, letters, e-mail, and fax?

FY2012 Projected	FY2012 Actual	FY2013 Projected	FY2013 Actual	FY2014 Target	FY2015 Target	FY2016 Target
13,054	13,537	14,078	13,158	13,290	13,423	13,557

**6b. Provide an efficiency measure.**

What is the average number of researchers assisted by each member of the reference staff?

FY2012 Projected	FY2012 Actual	FY2013 Projected	FY2013 Actual	FY2014 Target	FY2015 Target	FY2016 Target
1,041	1,105	1,127	959	969	979	989

**6c. Provide the number of clients/individuals served, if applicable.**

How many individuals does the Society assist and have contact with?

FY2012 Projected	FY2012 Actual	FY2013 Projected	FY2013 Actual	FY2014 Target	FY2015 Target	FY2016 Target
407,531	496,116	520,922	490,571	495,477	500,432	505,436

**NEW DECISION ITEM**

RANK: \_\_\_\_\_ OF 17

<b>Department of Higher Education</b>		<b>Budget Unit</b>	<u>57761C</u>		
<b>Division of Four-year Colleges and Universities</b>					
<b>Core - University of Missouri - State Historical Society</b>		<b>DI#</b>	<u>1555011</u>		
<b>6d.</b>	<b>Performance and Other Activity Measures</b>				
		<b><u>FY2012</u></b>	<b><u>FY2013</u></b>	<b><u>FY2014</u></b>	<b><u>FY2015</u></b>
	Researchers On-site	4,060	4,109	4,150	4,192
	Art Gallery Attendance	4,244	4,313	4,356	4,400
	Tours, Events, Staff Presentations	135	137	139	141
	Tours, Events, Staff Presentations Attendance	5,957	4,111	4,152	4,194
	Students Participating in National History Day contests	2,501	2,755	2,783	2,811
	Web Site Visitors	465,188	475,283	489,541	504,227
	Membership	4,864	3,686	3,760	3,835
<b>7. STRATEGIES TO ACHIEVE THE PERFORMANCE MEASUREMENT TARGETS:</b>					

**DECISION ITEM DETAIL**

Budget Unit	FY 2013	FY 2013	FY 2014	FY 2014	FY 2015	FY 2015	FY 2015	FY 2015
Decision Item	ACTUAL	ACTUAL	BUDGET	BUDGET	DEPT REQ	DEPT REQ	GOV REC	GOV REC
Budget Object Class	DOLLAR	FTE	DOLLAR	FTE	DOLLAR	FTE	DOLLAR	FTE
<b>STATE HISTORICAL SOCIETY</b>								
MO State Hist Society Increase - 1555011								
PROGRAM DISTRIBUTIONS	0	0.00	0	0.00	0	0.00	483,250	0.00
<b>TOTAL - PD</b>	<b>0</b>	<b>0.00</b>	<b>0</b>	<b>0.00</b>	<b>0</b>	<b>0.00</b>	<b>483,250</b>	<b>0.00</b>
<b>GRAND TOTAL</b>	<b>\$0</b>	<b>0.00</b>	<b>\$0</b>	<b>0.00</b>	<b>\$0</b>	<b>0.00</b>	<b>\$483,250</b>	<b>0.00</b>
GENERAL REVENUE	\$0	0.00	\$0	0.00	\$0	0.00	\$483,250	0.00
FEDERAL FUNDS	\$0	0.00	\$0	0.00	\$0	0.00	\$0	0.00
OTHER FUNDS	\$0	0.00	\$0	0.00	\$0	0.00	\$0	0.00

**DECISION ITEM SUMMARY**

Budget Unit								
Decision Item	FY 2013	FY 2013	FY 2014	FY 2014	FY 2015	FY 2015	FY 2015	FY 2015
Budget Object Summary	ACTUAL	ACTUAL	BUDGET	BUDGET	DEPT REQ	DEPT REQ	GOV REC	GOV REC
Fund	DOLLAR	FTE	DOLLAR	FTE	DOLLAR	FTE	DOLLAR	FTE
<b>SEMINARY FUND-INVESTMENTS</b>								
<b>CORE</b>								
<b>EXPENSE &amp; EQUIPMENT</b>								
STATE SEMINARY	0	0.00	4,000,000	0.00	4,000,000	0.00	4,000,000	0.00
TOTAL - EE	0	0.00	4,000,000	0.00	4,000,000	0.00	4,000,000	0.00
<b>TOTAL</b>	<b>0</b>	<b>0.00</b>	<b>4,000,000</b>	<b>0.00</b>	<b>4,000,000</b>	<b>0.00</b>	<b>4,000,000</b>	<b>0.00</b>
<b>GRAND TOTAL</b>	<b>\$0</b>	<b>0.00</b>	<b>\$4,000,000</b>	<b>0.00</b>	<b>\$4,000,000</b>	<b>0.00</b>	<b>\$4,000,000</b>	<b>0.00</b>

**DECISION ITEM SUMMARY**

Budget Unit									
Decision Item	FY 2013	FY 2013	FY 2014	FY 2014	FY 2015	FY 2015	FY 2015	FY 2015	FY 2015
Budget Object Summary	ACTUAL	ACTUAL	BUDGET	BUDGET	DEPT REQ	DEPT REQ	GOV REC	GOV REC	GOV REC
Fund	DOLLAR	FTE	DOLLAR	FTE	DOLLAR	FTE	DOLLAR	FTE	FTE
<b>SEMINARY FUND-INCOME ON INVES</b>									
<b>CORE</b>									
EXPENSE & EQUIPMENT									
STATE SEMINARY MONEYS	49,006	0.00	275,000	0.00	275,000	0.00	275,000	0.00	0.00
TOTAL - EE	49,006	0.00	275,000	0.00	275,000	0.00	275,000	0.00	0.00
<b>TOTAL</b>	<b>49,006</b>	<b>0.00</b>	<b>275,000</b>	<b>0.00</b>	<b>275,000</b>	<b>0.00</b>	<b>275,000</b>	<b>0.00</b>	<b>0.00</b>
<b>GRAND TOTAL</b>	<b>\$49,006</b>	<b>0.00</b>	<b>\$275,000</b>	<b>0.00</b>	<b>\$275,000</b>	<b>0.00</b>	<b>\$275,000</b>	<b>0.00</b>	<b>0.00</b>

**CORE DECISION ITEM**

**Department of Higher Education**  
**Division of Four-year Colleges and Universities**  
**Core - University of Missouri - State Seminary Fund**

**Budget Unit** 57791C, 57795C

**1. CORE FINANCIAL SUMMARY**

	FY 2015 Budget Request			
	GR	Federal	Other	Total
EE	0	0	4,000,000	4,000,000
<b>Total</b>	<b>0</b>	<b>0</b>	<b>4,000,000</b>	<b>4,000,000</b>

FTE                      0.00                      0.00                      0.00                      0.00

*Est. Fringe*                      0                      0                      0                      0

*Note: Fringes budgeted in House Bill 5 except for certain fringes budgeted directly to MoDOT, Highway Patrol, and Conservation.*

Other Funds: State Seminary Fund (0872)

	FY 2015 Budget Request			
	GR	Federal	Other	Total
EE	0	0	275,000	275,000
<b>Total</b>	<b>0</b>	<b>0</b>	<b>275,000</b>	<b>275,000</b>

FTE                      0.00                      0.00                      0.00                      0.00

*Est. Fringe*                      0                      0                      0                      0

*Note: Fringes budgeted in House Bill 5 except for certain fringes budgeted directly to MoDOT, Highway Patrol, and Conservation.*

Other Funds: State Seminary Moneys Fund (0623)

	FY 2015 Governor's Recommendation			
	GR	Fed	Other	Total
EE	0	0	4,000,000	4,000,000
<b>Total</b>	<b>0</b>	<b>0</b>	<b>4,000,000</b>	<b>4,000,000</b>

FTE                      0.00                      0.00                      0.00                      0.00

*Est. Fringe*                      0                      0                      0                      0

*Note: Fringes budgeted in House Bill 5 except for certain fringes budgeted directly to MoDOT, Highway Patrol, and Conservation.*

Other Funds: State Seminary Fund (0872)

	FY 2015 Governor's Recommendation			
	GR	Federal	Other	Total
EE	0	0	275,000	275,000
<b>Total</b>	<b>0</b>	<b>0</b>	<b>275,000</b>	<b>275,000</b>

FTE                      0.00                      0.00                      0.00                      0.00

*Est. Fringe*                      0                      0                      0                      0

*Note: Fringes budgeted in House Bill 5 except for certain fringes budgeted directly to MoDOT, Highway Patrol, and Conservation.*

Other Funds: State Seminary Moneys Fund (0623)

**2. CORE DESCRIPTION**

The State Seminary Fund is authorized by Section 172.610, RSMo, and was established for the support of the University of Missouri's College of Agriculture and the School of Mines and Metallurgy. This is a request to collect interest on bonds set aside for use by these organizations. This request is for \$4,000,000 in state seminary fund investment core funding and \$275,000 in state seminary fund investment income core funding.



**CORE DECISION ITEM**

**Department of Higher Education**  
**Division of Four-year Colleges and Universities**  
**Core - University of Missouri - State Seminary Fund**

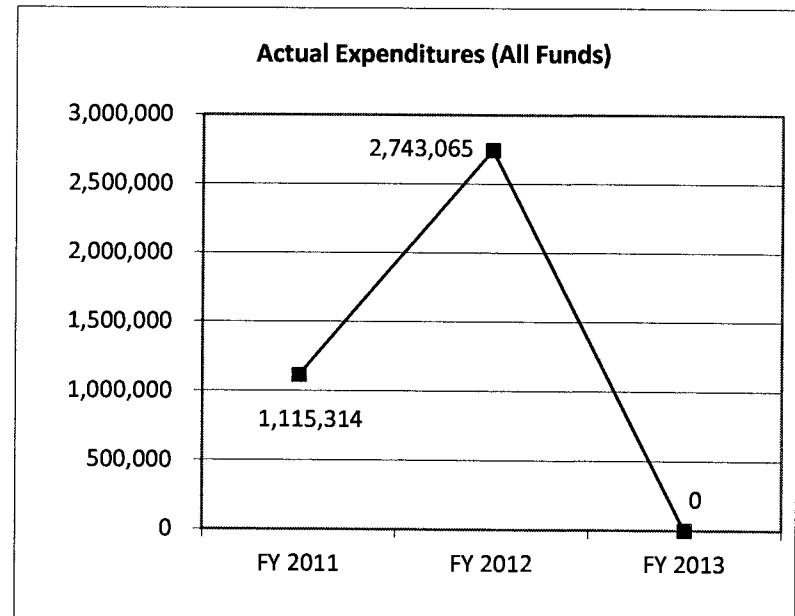
**Budget Unit** 57791C, 57795C

**3. PROGRAM LISTING (list programs included in this core funding)**

State Seminary

**4. FINANCIAL HISTORY**

	<u>FY 2011 Actual</u>	<u>FY 2012 Actual</u>	<u>FY 2013 Actual</u>	<u>FY 2014 Current Yr.</u>
Appropriation (All Funds)	3,000,000	4,000,000	4,000,000	4,000,000
Less Reverted (All Funds)	0	0	0	N/A
Budget Authority (All Funds)	3,000,000	4,000,000	4,000,000	N/A
Actual Expenditures (All Funds)	1,115,314	2,743,065	0	N/A
Unexpended (All Funds)	1,884,686	1,256,935	4,000,000	N/A
Unexpended, by Fund:				
General Revenue	0	0	0	N/A
Federal	0	0	0	N/A
Other	1,884,686	1,256,935	4,000,000	N/A

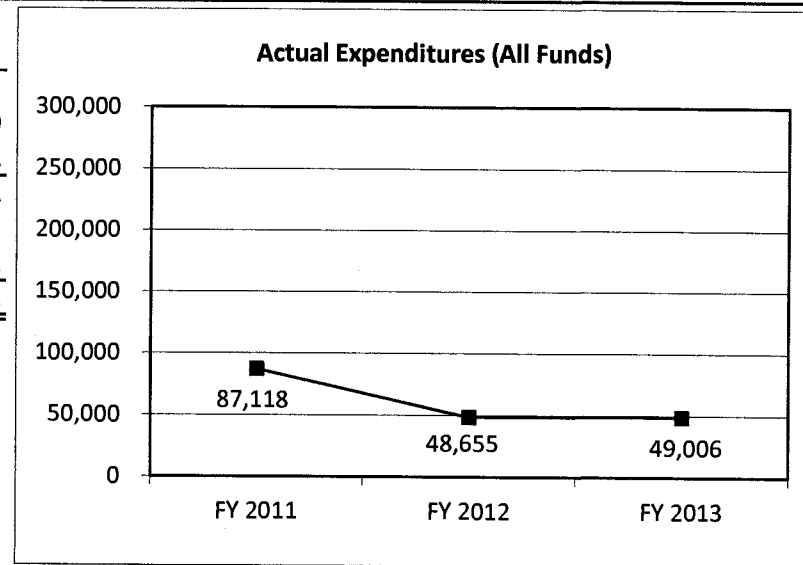


**CORE DECISION ITEM**

**Department of Higher Education**  
**Division of Four-year Colleges and Universities**  
**Core - University of Missouri - State Seminary Fund**

**Budget Unit** 57791C, 57795C

	FY 2011 Actual	FY 2012 Actual	FY 2013 Actual	FY 2014 Current Yr.
Appropriation (All Funds)	250,000	275,000	275,000	275,000
Less Reverted (All Funds)	0	0	0	N/A
Budget Authority (All Funds)	250,000	275,000	275,000	N/A
Actual Expenditures (All Funds)	87,118	48,655	49,006	N/A
Unexpended (All Funds)	162,882	226,345	225,994	N/A
Unexpended, by Fund:				
General Revenue	0	0	0	N/A
Federal	0	0	0	N/A
Other	162,882	226,345	225,994	N/A



Reverted includes Governor's standard 3 percent reserve (when applicable) and any extraordinary expenditure restrictions.

**NOTES:**

**CORE RECONCILIATION DETAIL**

**DEPARTMENT OF HIGHER EDUCATION**  
**SEMINARY FUND-INVESTMENTS**

**5. CORE RECONCILIATION DETAIL**

	<b>Budget Class</b>	<b>FTE</b>	<b>GR</b>	<b>Federal</b>	<b>Other</b>	<b>Total</b>	<b>Explanation</b>
<b>TAFP AFTER VETOES</b>							
	EE	0.00	0	0	4,000,000	4,000,000	
	<b>Total</b>	<b>0.00</b>	<b>0</b>	<b>0</b>	<b>4,000,000</b>	<b>4,000,000</b>	
<b>DEPARTMENT CORE REQUEST</b>							
	EE	0.00	0	0	4,000,000	4,000,000	
	<b>Total</b>	<b>0.00</b>	<b>0</b>	<b>0</b>	<b>4,000,000</b>	<b>4,000,000</b>	
<b>GOVERNOR'S RECOMMENDED CORE</b>							
	EE	0.00	0	0	4,000,000	4,000,000	
	<b>Total</b>	<b>0.00</b>	<b>0</b>	<b>0</b>	<b>4,000,000</b>	<b>4,000,000</b>	

**CORE RECONCILIATION DETAIL**

**DEPARTMENT OF HIGHER EDUCATION**  
**SEMINARY FUND-INCOME ON INVES**

**5. CORE RECONCILIATION DETAIL**

	<b>Budget Class</b>	<b>FTE</b>	<b>GR</b>	<b>Federal</b>	<b>Other</b>	<b>Total</b>	<b>Explanation</b>
<b>TAFP AFTER VETOES</b>							
	EE	0.00	0	0	275,000	275,000	
	<b>Total</b>	<b>0.00</b>	<b>0</b>	<b>0</b>	<b>275,000</b>	<b>275,000</b>	
<b>DEPARTMENT CORE REQUEST</b>							
	EE	0.00	0	0	275,000	275,000	
	<b>Total</b>	<b>0.00</b>	<b>0</b>	<b>0</b>	<b>275,000</b>	<b>275,000</b>	
<b>GOVERNOR'S RECOMMENDED CORE</b>							
	EE	0.00	0	0	275,000	275,000	
	<b>Total</b>	<b>0.00</b>	<b>0</b>	<b>0</b>	<b>275,000</b>	<b>275,000</b>	

**DECISION ITEM DETAIL**

Budget Unit	FY 2013	FY 2013	FY 2014	FY 2014	FY 2015	FY 2015	FY 2015	FY 2015
Decision Item	ACTUAL	ACTUAL	BUDGET	BUDGET	DEPT REQ	DEPT REQ	GOV REC	GOV REC
Budget Object Class	DOLLAR	FTE	DOLLAR	FTE	DOLLAR	FTE	DOLLAR	FTE
<b>SEMINARY FUND-INVESTMENTS</b>								
<b>CORE</b>								
MISCELLANEOUS EXPENSES	0	0.00	4,000,000	0.00	4,000,000	0.00	4,000,000	0.00
TOTAL - EE	0	0.00	4,000,000	0.00	4,000,000	0.00	4,000,000	0.00
<b>GRAND TOTAL</b>	<b>\$0</b>	<b>0.00</b>	<b>\$4,000,000</b>	<b>0.00</b>	<b>\$4,000,000</b>	<b>0.00</b>	<b>\$4,000,000</b>	<b>0.00</b>
GENERAL REVENUE	\$0	0.00	\$0	0.00	\$0	0.00	\$0	0.00
FEDERAL FUNDS	\$0	0.00	\$0	0.00	\$0	0.00	\$0	0.00
OTHER FUNDS	\$0	0.00	\$4,000,000	0.00	\$4,000,000	0.00	\$4,000,000	0.00

**DECISION ITEM DETAIL**

Budget Unit	FY 2013	FY 2013	FY 2014	FY 2014	FY 2015	FY 2015	FY 2015	FY 2015
Decision Item	ACTUAL	ACTUAL	BUDGET	BUDGET	DEPT REQ	DEPT REQ	GOV REC	GOV REC
Budget Object Class	DOLLAR	FTE	DOLLAR	FTE	DOLLAR	FTE	DOLLAR	FTE
<b>SEMINARY FUND-INCOME ON INVES</b>								
<b>CORE</b>								
MISCELLANEOUS EXPENSES	49,006	0.00	275,000	0.00	275,000	0.00	275,000	0.00
TOTAL - EE	49,006	0.00	275,000	0.00	275,000	0.00	275,000	0.00
<b>GRAND TOTAL</b>	<b>\$49,006</b>	<b>0.00</b>	<b>\$275,000</b>	<b>0.00</b>	<b>\$275,000</b>	<b>0.00</b>	<b>\$275,000</b>	<b>0.00</b>
GENERAL REVENUE	\$0	0.00	\$0	0.00	\$0	0.00	\$0	0.00
FEDERAL FUNDS	\$0	0.00	\$0	0.00	\$0	0.00	\$0	0.00
OTHER FUNDS	\$49,006	0.00	\$275,000	0.00	\$275,000	0.00	\$275,000	0.00

**PROGRAM DESCRIPTION**

**Department of Higher Education**

**Program Name: Division of Four-year Colleges and Universities**

**Program is found in the following core budget(s): University of Missouri - State Seminary Fund**

**1. What does this program do?**

This program provides income for the general operation of University of Missouri College of Agriculture and School of Mines and Metallurgy and for three scholarships that the Curators added to the Seminary Fund in 1909. Funding for the investments that distribute to Agriculture and Mines & Metallurgy were derived from four sources - the First and Second Morrill Acts of 1862 which granted acreage to fund "at least one college to teach agriculture and mechanical arts", US Congressional reimbursement to the state of Missouri for subsisting troops during the Civil War, and fees from the sale or lease of railway equipment in 1895. Funding for the scholarships was from gifts/bequests to the university and per Board of Curators decision these were added to the Seminary Fund. Per state statute the Seminary monies belong to the university but the state must hold the securities.

**2. What is the authorization for this program, i.e., federal or state statute, etc.? (Include the federal program number, if applicable.)**

Section 172.610, RSMo

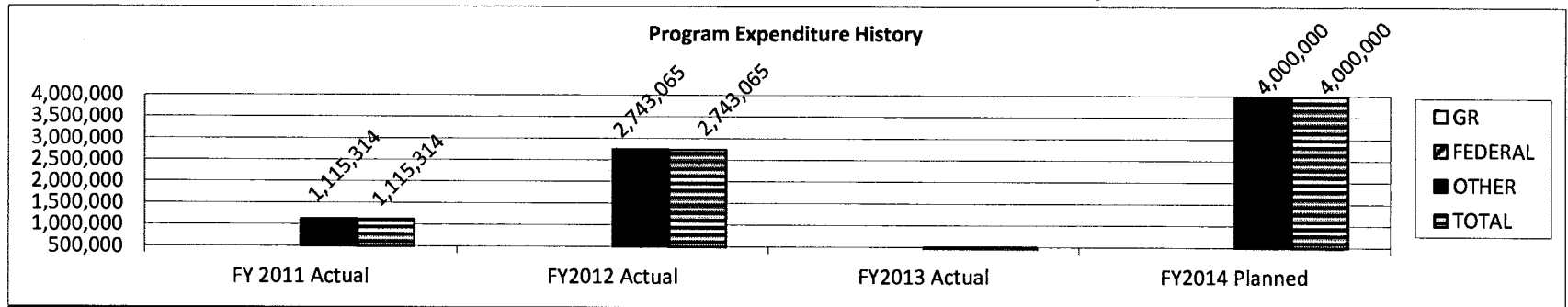
**3. Are there federal matching requirements? If yes, please explain.**

No

**4. Is this a federally mandated program? If yes, please explain.**

No

**5. Provide actual expenditures for the prior three fiscal years and planned expenditures for the current fiscal year.**




The expenditures in the graph above represent investments made by the university. As the investment instruments mature the university requisitions funds appropriated by the General Assembly for re-investment of investment instruments. There were no maturities in FY2013 but there will be in FY2014.

**PROGRAM DESCRIPTION**

**Department of Higher Education**

**Program Name: Division of Four-year Colleges and Universities**

**Program is found in the following core budget(s): University of Missouri - State Seminary Fund**



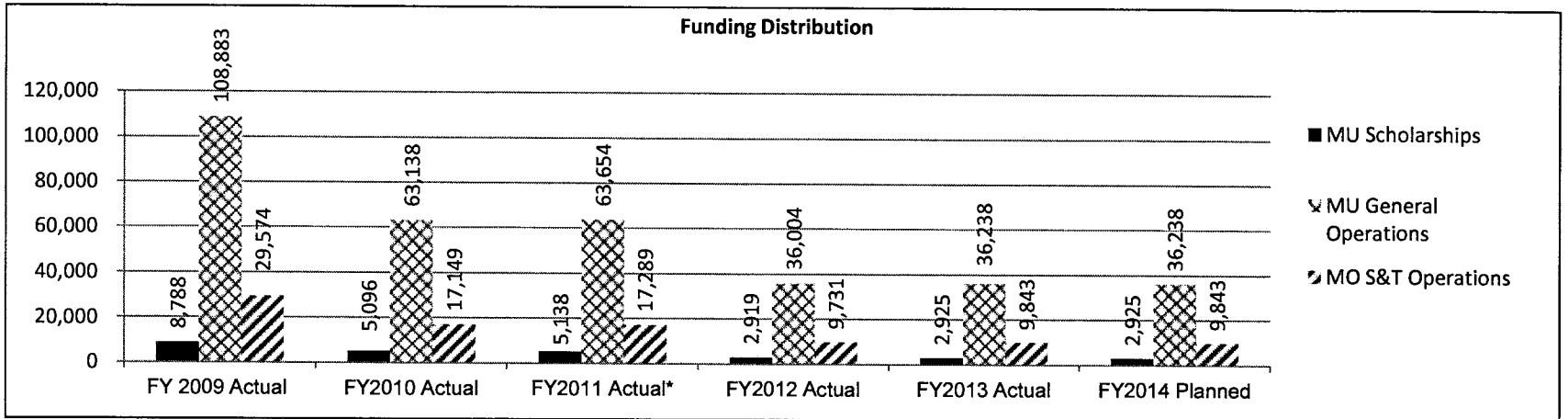
The expenditures in the graph above represent interest from investments made by the university. The interest is used to fund operations at University of Missouri-Columbia (MU) and Missouri University of Science and Technology (MO S&T) campuses and to fund some scholarships.

\*Includes \$19,974 of FY2010 earnings received in FY2011

**6. What are the sources of the "Other" funds?**

State Seminary Fund (0872); State Seminary Money Fund (0623)

**7a. Provide an effectiveness measure.**



\*Includes \$19,974 of FY2010 earnings distributed in FY2011.

Actual and estimated receipts for FY2010-2013 are down due to market conditions including Treasury Bill rate decline.



**PROGRAM DESCRIPTION**

**Department of Higher Education**

**Program Name: Division of Four-year Colleges and Universities**

**Program is found in the following core budget(s): University of Missouri - State Seminary Fund**

**7b. Provide an efficiency measure.**

N/A

**7c. Provide the number of clients/individuals served, if applicable.**

N/A

**7d. Provide a customer satisfaction measure, if available.**

N/A

***THIS PAGE INTENTIONALLY LEFT BLANK***



**COORDINATING BOARD FOR HIGHER EDUCATION  
FY 2015 Capital Request  
Top Priority for Community Colleges**

Site Location/Facility	Description	Total Project Cost	Local Match	FY 2015 Request
<b><u>CROWDER COLLEGE</u></b>				
Newton and McDonald Hall	Renovation	\$ 4,000,000	\$ -	\$ 2,500,000
<b><u>EAST CENTRAL</u></b>				
General Classroom Building	Construction of General Classroom Building on Main Campus	\$ 12,484,240	\$ -	\$ 12,484,240
<b><u>JEFFERSON COLLEGE</u></b>				
Student Services Addition & Renovation	Addition & Renovation to existing Student Center	\$ 9,800,000	\$ -	\$ 9,800,000
<b><u>METROPOLITAN</u></b>				
Campus Student Success Centers	Renovation of existing space across all five main campuses	\$ 3,200,000	\$ -	\$ 3,200,000
<b><u>MINERAL AREA COLLEGE</u></b>				
Center for Career and Technical Education (Area Vocational School)	Construction of new facility	\$ 18,000,000	\$ -	\$ 18,000,000
<b><u>MOBERLY AREA COMMUNITY COLLEGE</u></b>				
Allied Health Building	New Construction	\$ 4,195,500	\$ 629,325	\$ 3,566,175
<b><u>NORTH CENTRAL COLLEGE</u></b>				
Geyer Hall	Renovation	\$ 4,290,000	\$ 390,000	\$ 3,900,000
<b><u>OZARKS TECHNICAL COLLEGE</u></b>				
Academic and Student Services Center	New Construction	\$ 13,500,000	\$ 1,500,000	\$ 12,000,000
<b><u>ST. CHARLES COMMUNITY COLLEGE</u></b>				
Life Sciences Facility	New Construction	\$ 14,046,209	\$ 1,276,928	\$ 12,769,281
<b><u>ST. LOUIS COMMUNITY COLLEGE</u></b>				
Allied Health Facility	New Construction	\$ 16,800,000	\$ 1,680,000	\$ 15,120,000
<b><u>STATE FAIR COMMUNITY COLLEGE</u></b>				
Automotive Technology/Metals Technology Center	New Construction	\$ 8,350,000	\$ 4,176,634	\$ 4,173,366
<b><u>THREE RIVERS COMMUNITY COLLEGE</u></b>				
Westover Center for Math and Science	New Construction	\$ 11,000,000	\$ 1,050,000	\$ 9,950,000
<b>TOTALS</b>		<b>\$ 119,665,949</b>	<b>\$ 10,702,887</b>	<b>\$ 107,463,062</b>

**COORDINATING BOARD FOR HIGHER EDUCATION**  
**FY 2015 Capital Request**  
**Top Priority for Universities and Linn State**

<u>Site Location/Facility</u>	<u>Description</u>	<u>Total Project Cost</u>	<u>Local Match (donation/in hand)</u>	<u>FY 2015 Request</u>
<u>HARRIS STOWE STATE UNIVERSITY</u>				
Vashon Community Center	Renovate entire building	\$ 15,793,445	\$ -	\$ 15,793,445
<u>LINCOLN UNIVERSITY</u>				
New Science Building	Construction of New Science Building	\$ 54,138,640	\$ -	\$ 54,138,640
<u>MISSOURI SOUTHERN STATE UNIVERSITY</u>				
New Science Building/Reynolds Hall Renovation	New construction and renovation	\$ 27,311,676	\$ -	\$ 27,311,676
<u>MISSOURI STATE UNIVERSITY</u>				
Ozarks Health & Life Science Center & Hass-Hoover Hall	Planning and new construction	\$ 61,518,743	\$ 5,592,613	\$ 55,926,130
<u>MISSOURI WESTERN STATE UNIVERSITY</u>				
Potter Hall	Renovation and addition	\$ 46,208,046	\$ -	\$ 46,208,046
<u>NORTHWEST MISSOURI STATE UNIVERSITY</u>				
Campus Infrastructure Upgrade	Infrastructure Upgrades/Replacements	\$ 65,561,776	\$ -	\$ 65,561,776
<u>SOUTHEAST MISSOURI STATE UNIVERSITY</u>				
Campus Wide Renovations	Campus Wide Renovations	\$ 37,884,180	\$ -	\$ 37,884,180
<u>TRUMAN STATE UNIVERSITY</u>				
Baldwin/McClain	Renovation	\$ 47,069,000	\$ 2,347,007	\$ 44,721,993
<u>UNIVERSITY OF CENTRAL MISSOURI</u>				
W.C. Morris Science Building	Renovate Facility	\$ 32,423,411	\$ -	\$ 32,423,411
<u>UNIVERSITY OF MISSOURI - COLUMBIA</u>				
College of Engineering - Lafferre Hall	Strategic Renovations & Additions	\$ 69,876,000	\$ -	\$ 69,876,000
<u>UNIVERSITY OF MISSOURI - KANSAS CITY</u>				
School of Medicine/Health Sciences Education Bldg.	Renovation	\$ 54,500,000	\$ -	\$ 54,500,000
<u>MISSOURI UNIVERSITY OF SCIENCE &amp; TECHNOLOGY</u>				
Chemistry & Biological Sciences/Schrenk Hall	Chemistry & Biological Sciences Renovation	\$ 28,549,000	\$ -	\$ 28,549,000
<u>UNIVERSITY OF MISSOURI - ST. LOUIS</u>				
Benton and Stadler Halls	Benton/Stadler Renovation	\$ 62,800,000	\$ -	\$ 62,800,000
<u>LINN STATE TECHNICAL COLLEGE</u>				
Engineering Technology Center	Construction of New Engineering Technology Center	\$ 26,071,961	\$ -	\$ 26,071,961
<b>TOTALS</b>		<b>\$ 629,705,878</b>	<b>\$ 7,939,620</b>	<b>\$ 621,766,258</b>

**COORDINATING BOARD FOR HIGHER EDUCATION  
FY 2015 - CAPITAL IMPROVEMENT REQUESTS**

<b>Statewide Issue</b>	<u>State Request</u>	<u>Local Funds</u>	<u>Total</u>
State Historical Society Building & Museum	\$50,107,000	\$0	\$50,107,000
<b>Statutorily Required Request</b>			
<u>Engineering Equipment</u>			
MU	\$507,600	\$507,600	\$1,015,200
UMKC	\$80,400	\$80,400	\$160,800
Missouri S&T	\$964,800	\$964,800	\$1,929,600
UMSL	\$69,600	\$69,600	\$139,200
Total Capital Equipment	\$1,622,400	\$1,622,400	\$3,244,800

**COORDINATING BOARD FOR HIGHER EDUCATION  
FY 2015 - Higher Education Capital Fund Requests**

Institution	Project	State Request	Non-State Match	Total Cost
University of Missouri - Kansas City	UMKC Free Enterprise Center (New Construction)	\$7,400,000	\$7,400,000	\$14,800,000
University of Missouri - St. Louis	College of Business Administration Building - Phase I (New Construction)	\$10,000,000	\$10,000,000	\$20,000,000
University of Missouri - Columbia	Lafferre Hall Renovations	\$6,125,000	\$6,125,000	\$12,250,000
University of Missouri - Columbia	Fine and Performing Arts Facilities	\$2,766,000	\$2,766,000	\$5,532,000
University of Missouri - Columbia	Teaching Winery	\$1,500,000	\$1,500,000	\$3,000,000
University of Missouri - Columbia	Applied Learning Center	\$11,147,000	\$11,147,000	\$22,294,000
Missouri University of Science and Technology	Experimental Mine Building	\$1,200,000	\$1,200,000	\$2,400,000
Missouri State University	Student Admissions and Success Center	\$2,250,000	\$2,250,000	\$4,500,000
		<b>\$42,388,000</b>	<b>\$42,388,000</b>	<b>\$84,776,000</b>