



Appropriations REQUEST



Missouri Department of Transportation • Fiscal Year 2015

Governor's Recommendation

Missouri Department of Transportation
 FY 2015 Appropriations Request
 Table of Contents

Department Overview		Multimodal Operations - Administration	
Department Overview.....	1	Core - Support to Multimodal Division.....	242
MoDOT Organization Chart.....	2	Core - Multimodal Revolving Loan.....	250
District Offices.....	3	Core - Federal, Port & Freight Assistance.....	257
Road & Bridge Funding Distribution.....	7	Multimodal Operations - Transit	
Audit Report.....	12	Core - Transit Funds.....	264
Cost of Living Adjustment		State Transit Funds Expansion - New DI.....	273
Department Wide - Cost of Living - New DI.....	14	Core - CI for Elderly & Disabled Transit (Sect 5310 & 5317).....	280
Gov Rec Cola		Core - MEHTAP.....	292
Department Wide - Cost of Living - New DI.....	36	Core - Grants to Small Urban & Rural Transit (Sect 5311 & 5316).....	302
Fringe Benefits		Core - National Discretionary Capital Grants (Sect 5309).....	314
Core - Department Wide Fringe Benefits.....	56	Core - Metropolitan & Statewide Planning Grants (Sect 5303).....	321
Department Wide Fringe Benefits Expansion - New DI.....	77	Core - Bus & Bus Facility Transit Grant.....	328
Gov Rec Cola Fringe Benefits		Multimodal Operations - State Safety Oversight	
Department Wide - Fringes for General Structure Adj. - New DI.....	84	State Safety Oversight - New DI.....	336
Administration		Multimodal Operations - Railways	
Core - Personal Service and Expense & Equipment.....	96	Core - Improved Passenger Rail.....	344
Administration Expansion - New DI.....	108	Core - Multimodal Federal Rail Program Transfer.....	352
Construction		Core - Light Rail Safety.....	360
Core - Personal Service and Expense & Equipment.....	115	Core - Passenger Rail State Match.....	367
Debt Service on Bonds Expansion - New DI.....	137	Passenger Rail State Match Expansion - New DI.....	375
Construction Expansion - New DI.....	143	Core - Passenger Rail Station Improvements.....	382
Core - State Road Fund Transfer.....	151	Core - Railroad Grade Crossing Hazards.....	390
Maintenance		Railroad Grade Crossing Hazards Expansion - New DI.....	397
Core - Personal Service and Expense & Equipment.....	157	Multimodal Operations - Aviation	
Core - Highway Safety Grants.....	182	Core - Airport CI & Maintenance.....	403
Core - Motor Carrier Safety Assistance Program.....	185	Core - FAA Block Grants.....	417
Motorcycle Safety Training Program.....	188	Multimodal Operations - Waterways	
Ferryboat Operations Transfer.....	190	Core - Port Authorities.....	424
Maintenance Expansion - New DI.....	192	Port Authorities Expansion - New DI.....	431
Highway Safety Fund Transfer.....	203	Core - Port Authorities Capital Improvement.....	437
Fleet, Facilities & Information Systems		Multimodal Operations - Freight	
Core - Personal Service and Expense & Equipment.....	209	Core - Freight Enhancement Funds.....	444
Fleet, Facilities & Info Systems - New DI.....	219		
Multimodal Operations - Administration			
Core - Personal Services and Expense & Equipment.....	225		
Multimodal Administration Expansion - New DI.....	235		

Department Overview

The Missouri Department of Transportation (MoDOT) is committed to providing the public with a safe and modern transportation system. MoDOT's mission is to provide a world-class transportation experience that delights our customers and promotes a prosperous Missouri.

MoDOT is responsible for maintaining the seventh largest state highway system nationally with more than 33,800 miles of highways and 10,300 bridges throughout the state. In addition to designing, building and maintaining roads and bridges, MoDOT works to improve airports, river ports, freight development, railroads, public transit systems and pedestrian and bicycle travel. The agency also administers motor carrier and highway safety programs. MoDOT's appropriations request of approximately \$2.8 billion provides funding for all of these services. It should be noted, however, that 22 percent of the appropriations request consists of transfer and refund appropriations, which are necessary for accounting purposes but do not provide goods and services to taxpayers.

The Tracker, a quarterly publication, is MoDOT's organizational performance management system. It measures MoDOT's performance in key customer satisfaction areas such as keeping roads and bridges in good condition, keeping customers and ourselves safe, advancing economic development, and operating a reliable and convenient transportation system. Information in the Tracker is used to guide departmental operations by focusing scarce resources.

Missouri Highways and Transportation Commission

The Missouri Highways and Transportation Commission (Commission) is a six-member bipartisan board that governs MoDOT. Commission members are appointed by the governor for a six-year term and are confirmed by the Missouri Senate. No more than three commission members may be of the same political party.

The Commission appoints MoDOT's director and the secretary to the commission. The director is responsible for all other employee appointments and hires.

The MoDOT organization chart is shown in Figure 1.

Districts

MoDOT is divided into seven regions called districts, which are shown in Figure 2.

Figure 1: MoDOT Organization

Missouri Department of Transportation

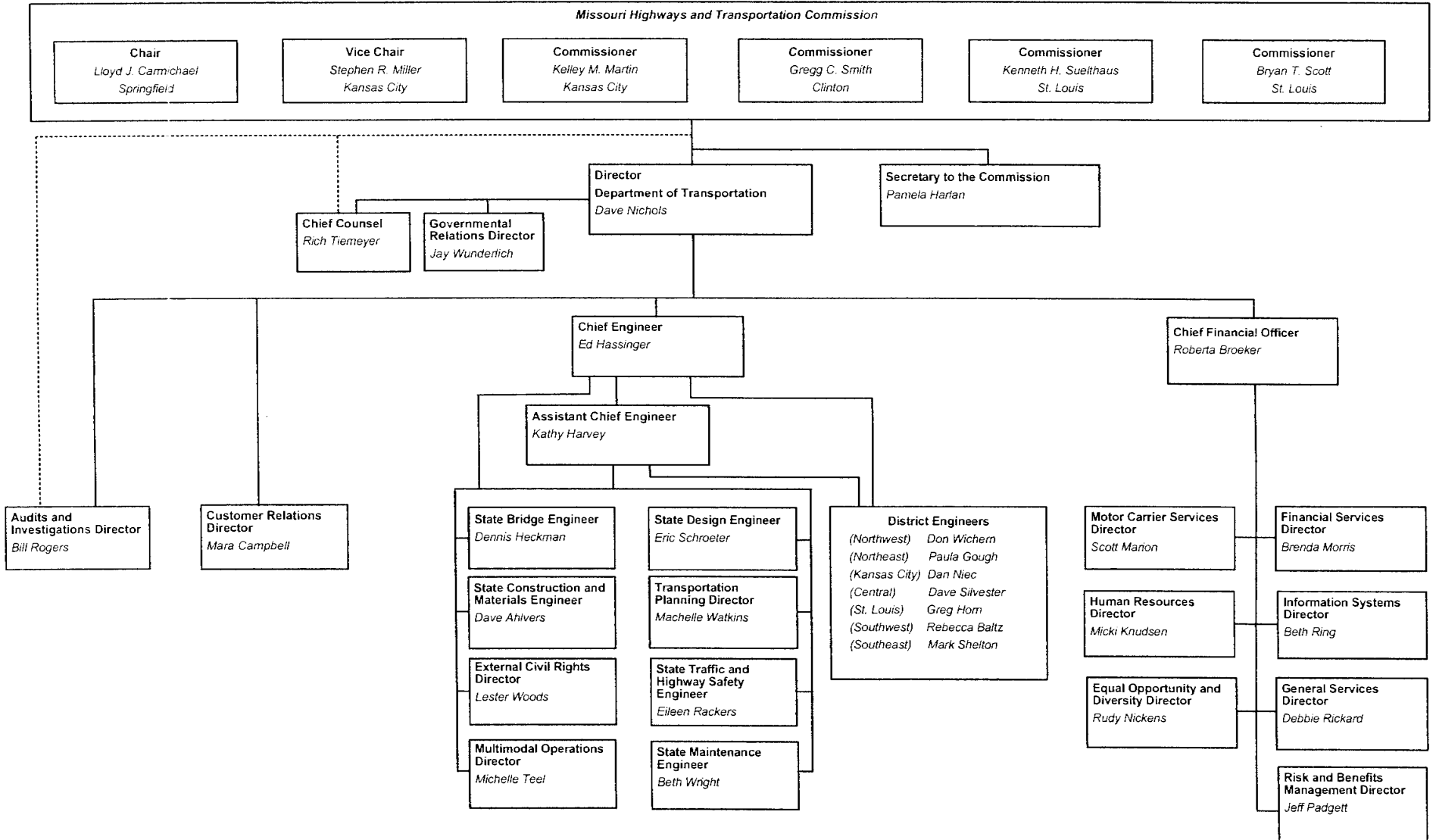


Figure 2: MoDOT District Offices



MoDOT Districts

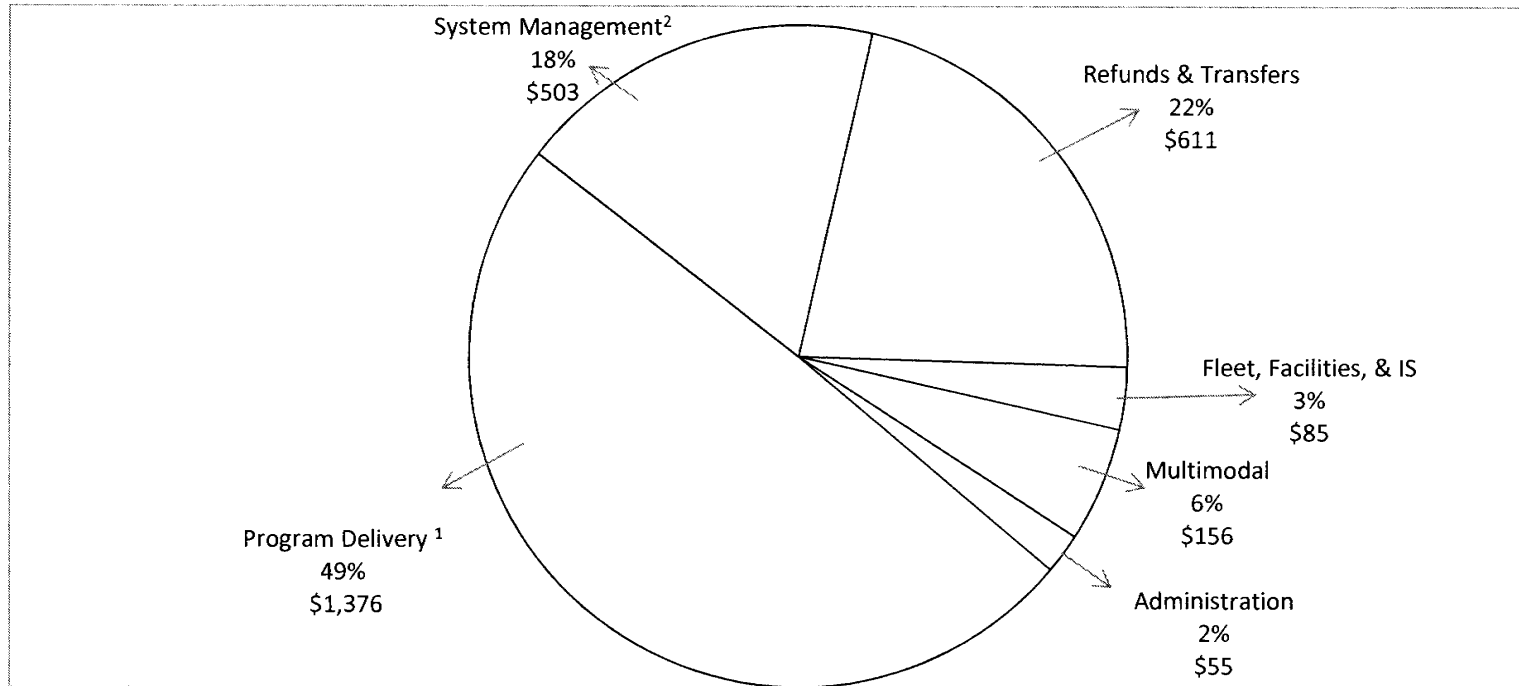
District	District Engineer	Phone Number
Northwest	Don Wichern	816-387-2350
Northeast	Paula Gough	573-248-2490
Kansas City	Daniel Niec	816-607-2000
Central	David Silvester	573-751-3322
St. Louis	Greg Horn	314-275-1500
Southeast	Becky Baltz	417-895-7600
Southwest	Mark Shelton	573-472-5333
Central Office		573-751-2840

- ★ District Offices
- Regional Offices
- Central Office

Appropriations Request

The \$2.8 billion request for fiscal year 2015 represents a slight increase from the fiscal year 2014 truly agreed and finally passed budget. Several appropriations have been increased to ensure they are sufficient to meet anticipated expenditures. Figure 3 shows MoDOT's fiscal year 2015 appropriations request by major expenditure category.

Figure 3: Fiscal Year 2015 Appropriations Request by Major Expenditure Category (shown in millions)



¹ Program Delivery consists of Personal Services, Fringe Benefits, and Expense and Equipment for the Divisions of Construction, Transportation Planning, External Civil Rights and Design; Contractor Payments; Design and Bridge Consultant Payments; the Accelerated Program; Right of Way purchases; Federal Pass-Through; and Debt Service.

² System Management consists of Personal Services, Fringe Benefits, Expense and Equipment and Programs for the Divisions of Maintenance, Traffic and Highway Safety and Motor Carrier Services.

Funding

Total actual revenues for the previous three years and projected revenues for fiscal years 2014 and 2015 are shown in Figure 4. The Federal Highway Administration ranks Missouri 40th in revenue per mile, meaning only ten other states' revenue per mile is lower than Missouri.

State revenues and federal funding are estimated to be \$2.1 billion in fiscal year 2015. About one-half of the state revenue is generated by Missouri's fuel tax of 17 cents per gallon on gasoline and diesel fuel. State fuel tax revenues are declining due to the increasing fuel efficiency of vehicles, greater numbers of alternative fuel vehicles, and a nationwide trend of people driving less. The remaining state revenues include sales taxes on vehicle sales and motor vehicle licensing fees. As shown in Figure 5, city and county governments receive 25 to 30 percent of the funds, depending on the type of user fee. MoDOT also receives appropriations from the following funds for support of various programs: General Revenue, Motorcycle Safety Trust, Grade Crossing Safety, Railroad Expense, State Transportation Assistance Revolving Loan, State Transportation and Aviation Trust.

MoDOT receives federal funding in the form of reimbursements for its road and bridge programs and grant funding for its highway safety, motor carrier and multimodal programs. Federal reimbursements include funding received for projects completed under the American Recovery and Reinvestment Act of 2009 (ARRA). On June 29, 2012, Congress passed Moving Ahead for Progress in the 21st Century (MAP-21), a two-year, \$105.0 billion transportation bill for the nation's transportation projects. MAP-21 provided Missouri about \$71 million less annually in federal funds than the previous federal transportation bill. Even at the reduced level, the federal Highway Trust Fund revenues were not sufficient to fund the bill at the authorized level. Transfers have been necessary to meet the funding commitment. General Fund transfers of \$18.8 billion and Leaking Underground Storage Tank Trust Fund transfers of \$2.4 billion to the Highway Trust Fund will allow level funding over the life of the bill through September 30, 2014. In addition, the federal Highway Trust Fund, which funds the transportation bill, is projected to be insolvent again (it first became insolvent in 2008) in August 2014. Congress will need to take action in late summer/early fall for transportation funding to continue in the future. MoDOT estimates it will receive \$885 million in federal reimbursements and grant funding in fiscal year 2015.

Figure 4: Actual and Projected State Revenues and Federal Funds for Fiscal Years 2011-2015 (in millions)

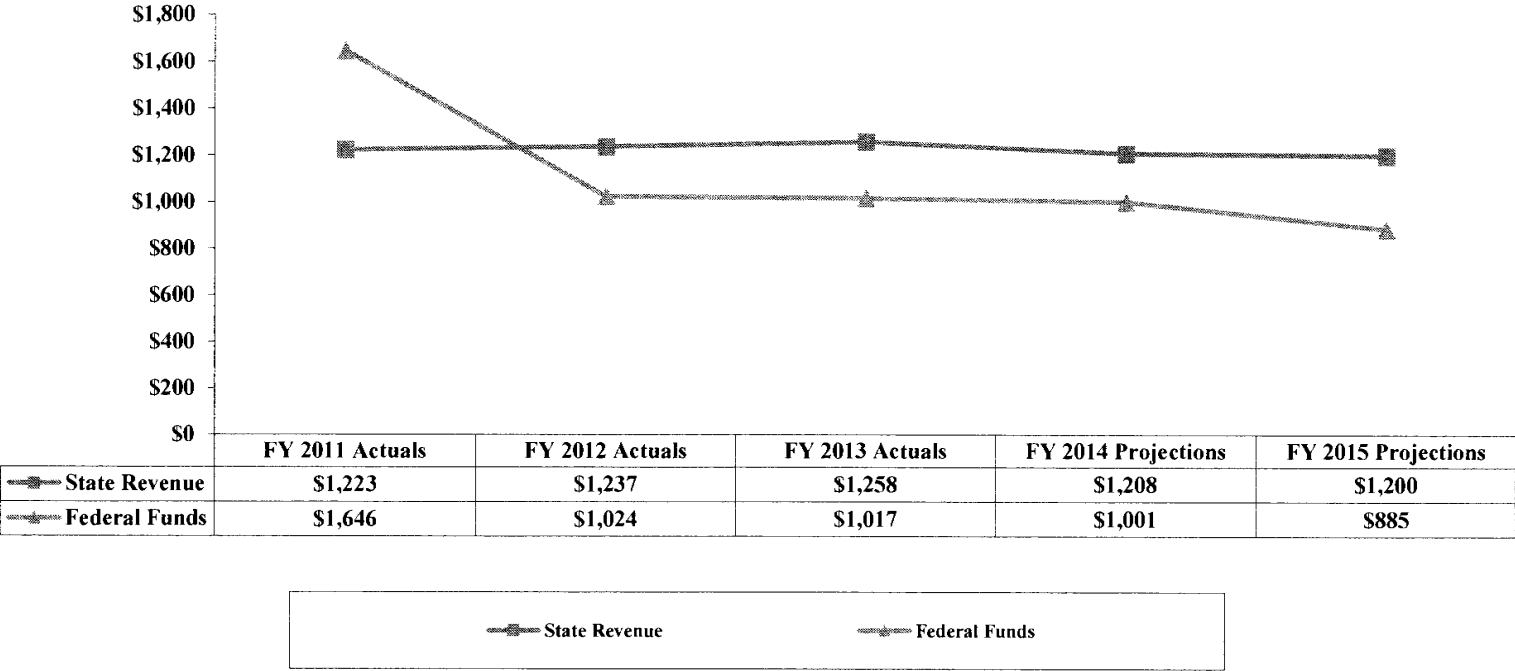
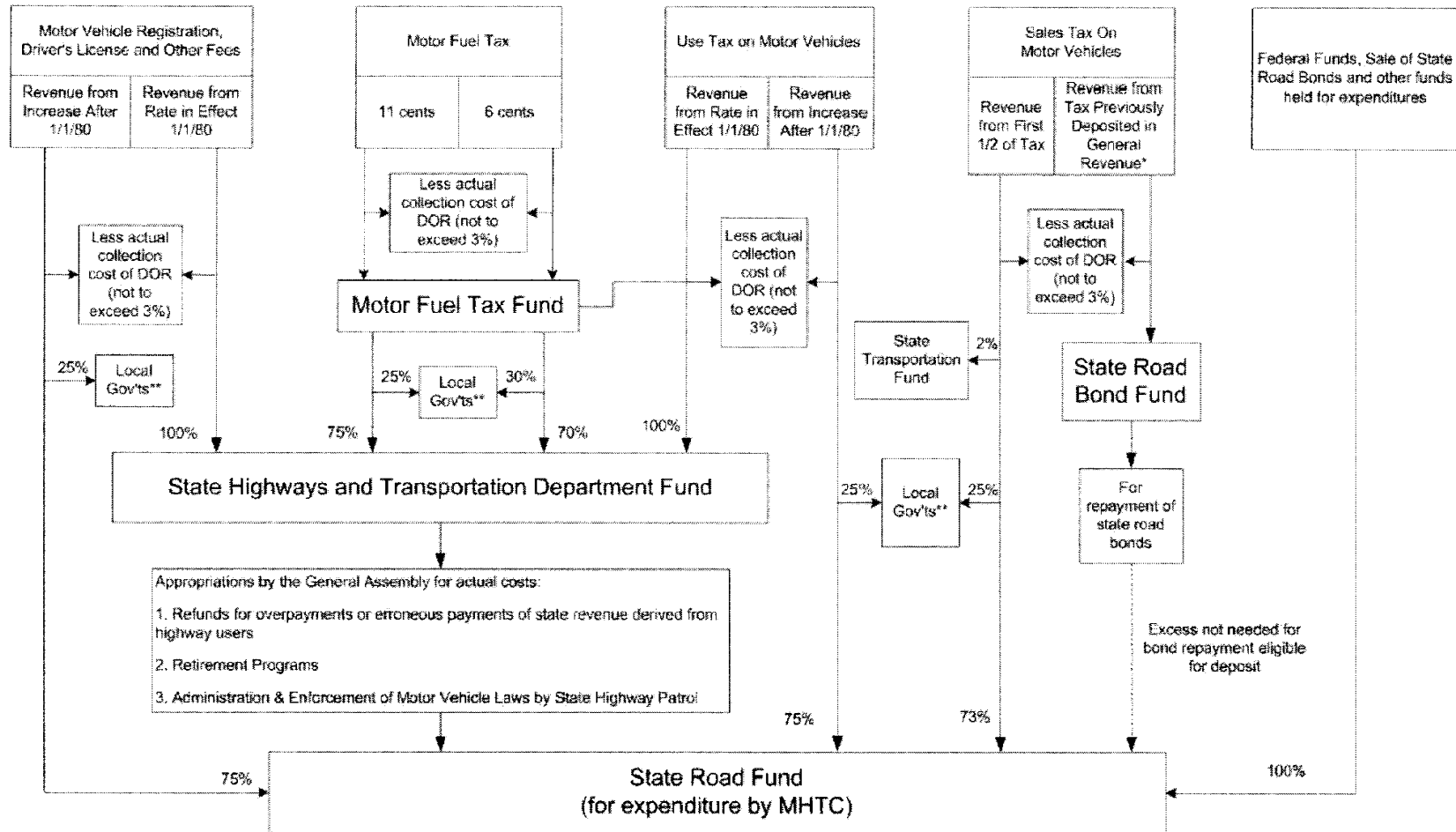


Figure 5: Missouri Highways and Transportation Commission Road and Bridge Funding Distribution



A Vision for Missouri's Transportation Future

In January 2013, MoDOT launched a public engagement program called "On the Move" to gather feedback from Missourians about the type of transportation system they want over the next 20 years. The effort included 17 listening sessions with civic, business and education leaders, local officials and residents. Then a statewide mobile tour was conducted that included visits to 114 counties and 232 communities, covered 25,225 miles, and touched thousands of Missourians. Those efforts resulted in more than 12,000 suggestions that ranked from big-picture ideas and operational preferences to specific requests for local projects.

Four common themes were on the minds of Missourians. Those four goal areas are:

- Take care of the transportation system and services we enjoy today
- Keep all travelers safe, no matter the mode of transportation
- Invest in projects that spur economic growth and create jobs
- Give Missourians better transportation choices

From those goals, and in collaboration with planning partners, MoDOT will craft a vision for transportation that will be expressed in the agency's next long-range planning document, which is a federal requirement. A draft Long Range Transportation Plan was presented to the Missouri Highways and Transportation Commission in November 2013, which began a 45-day public review period. Final approval of the plan is expected in February 2014.

More information may be found online at www.missourionthemove.org

Statewide Transportation Improvement Program (STIP)

MoDOT plans its highway and bridge construction schedule using a rolling five-year plan called the STIP. MoDOT works with the public, regional planning organizations, including Metropolitan Planning Organizations, Regional Planning Commissions and Transportation Management Areas, and local officials to determine the highest priority projects. MoDOT is committed to involving the public, local officials, transportation stakeholders and other interested parties in the process of evaluating needs, selecting projects and defining the work to be done.

The Commission approved a five-year STIP in July 2013 that is much smaller than the program Missourians enjoyed several years ago. Missouri's construction program has dropped from \$1.2 billion per year to about \$700 million currently. Because current projections are that MoDOT's construction program will fall to about \$600 million in FY2016 and \$325 million in FY2017-18-19, the Missouri Highways and Transportation Commission in January 2014 voted to not add any projects to the 2015-2019 STIP and to suspend its Cost-Share Program in order to dedicate every possible dollar to maintaining the existing system.

Maintenance and Traffic Management

MoDOT's work does not end when a road is built. Maintenance and Traffic Management keep traffic flowing safely and efficiently. MoDOT provides snow removal, signing, striping, litter control and mowing services; maintains roadsides and rest areas; and completes routine road and bridge repairs. The department monitors traffic trends and plans improvements. MoDOT has established a clear direction of practical operations to determine ways to increase efficiency and save money. These areas include winter operations, signing, striping, mowing and pavement maintenance. By more efficiently managing resources in these key areas, MoDOT can redirect some funding to the construction program, in an effort to better maintain roads and bridges.

Motor Carrier Services

MoDOT's Motor Carrier Services (MCS) Division helps carriers make the best use of time by providing a web-based portal to manage their business with the state around the clock. Timeliness and safety are important to the commercial motor vehicle industry and consumers. Those who prefer to do business in person can accomplish nearly every task with one visit to a single office. In addition, MCS strives to reduce commercial motor vehicle fatalities and disabling injuries through safety programs that promote education, early intervention and addressing unsafe carriers who fail to comply with safety regulations. MCS serves more than 31,000 customers and issues more than 355,000 credentials and permits annually.

Highway Safety

In 2013, traffic crashes on Missouri roadways resulted in 741 deaths (preliminary figure – official total will be final in spring 2014). That represents a 41 percent decrease from the 1,257 fatalities recorded in 2005, and is Missouri's lowest total since the 1940s. Crashes result in an annual economic loss totaling more than \$3 billion. Through research, analysis of crash data and review of best practices, MoDOT's Traffic and Highway Safety Division develops programs that address high risk driver behaviors such as failure to use safety belts and child safety seats, impaired driving, speeding and distracted driving. MoDOT staff implements projects involving engineering, enforcement, education and emergency medical services that improve highway safety and reduce traffic fatalities and injuries.

Major Program Initiatives

Mississippi River Bridge Project

MoDOT is partnering with the Illinois Department of Transportation to construct a new bridge across the Mississippi River, connecting I-70 in East St. Louis, Illinois to I-70 near Cass Avenue in Missouri. This new bridge will be a four-lane, cable-stayed structure and will improve traffic safety and reduce congestion across the region, especially on the William L. Clay Sr. Bridge, which now carries I-55, I-64 and I-70. Construction began in April 2010. The bridge is scheduled to open on February 9, 2014, and will be named the Stan Musial Veterans Memorial Bridge.

Manchester Bridge Project

In February 2014, construction will begin on the Manchester Bridge Project to replace the I-70 bridges over Manchester Trafficway, the Blue River and an adjacent rail yard. The current I-70 bridges were built in the late 1950s, among the earliest pieces of interstate construction in western Missouri. They were not designed for the current level of interstate traffic. The bridges now require frequent maintenance and extensive repairs. The project is scheduled to be complete December 2015.

Route 364

MoDOT, St. Charles County and the local municipalities have partnered together to build a four-lane, divided freeway from Route 94 at Mid Rivers Mall Drive in St. Peters to I-64 in Lake Saint Louis. The project is scheduled to be complete in late 2014.

Route 40/61 Daniel Boone Bridge

MoDOT is maintaining the existing system by constructing a new westbound bridge over the Mississippi River between St. Louis and St. Charles counties to replace an aging structure. The current westbound bridge was built in the mid-1930s and was not designed for interstate level traffic. The project is scheduled to be complete in late 2015.

Multimodal Transportation

MoDOT works with cities, counties and regional authorities and providers to plan improvements for aviation, railroads, public transportation, freight development and waterway facilities in Missouri. MoDOT is requesting approximately \$156 million to fund multimodal services in fiscal year 2015.

Aviation

Missouri has 124 public general aviation airports. Commercial airlines at nine airports account for approximately 12 million boardings each year.

Waterways

MoDOT provides technical and financial assistance to develop and operate 14 public port authorities and one three-state port commission. Missouri has about 1,050 miles of navigable waterways on the Missouri and Mississippi Rivers. Missouri's waterways are used to transport commodities such as grain, fertilizer and coal. In calendar year 2012, total port freight tonnage was 2.5 million tons for public ports. Publicly owned ferry services on the Mississippi River also receive federal and state funding assistance through MoDOT.

Railroads

An annual appropriation from the legislature supports Amtrak passenger rail service between St. Louis and Kansas City. The trains make two daily round trips between the cities with eight intermediate stops. Amtrak also provides national service on other routes in Missouri. In fiscal year 2013, Amtrak ridership was the sixth highest since the service's inception in 1979 with 197,000 passengers. The twice daily passenger rail service helped Missouri secure \$50 million in federal funds for passenger rail infrastructure projects which target increases in on-time performance and improved freight movements. MoDOT is also responsible for railroad grade crossing safety. There are over 3,800 public highway-rail crossings in the state.

Public Transportation

MoDOT administers state and federal funds for 33 public transportation agencies and over 200 specialized mobility providers for the elderly and disabled. Public transportation systems in Missouri provide more than 63 million one-way trips per year. MoDOT also administers the federally funded Rural Transportation Assistance Program, providing training in defensive driving, passenger assistance and other essential skills to transit drivers.

Freight Development

Missouri is fortunate to have an extensive and diverse transportation network, including interstate highways, rail hubs, major rivers and international airports. These assets, along with Missouri's central United States location, make the state ideally suited to become a national freight leader. The freight development section works across all modes of transportation to support efficient freight movement, increase modal connectivity and seek opportunities with the private sector to further expand freight services and facilities in the state. MoDOT also participates in regional and national freight efforts as well as working in the transportation policy area in support of freight development. In calendar year 2012, Missouri's total freight tonnage was estimated at 877 million for rail, airports, motor carriers and ports.

State Auditor's Reports, Oversight Evaluations and Missouri Sunset Act Reports

Program or Division Name	Type of Report	Date Issued	Website
Public Safety/Missouri State Highway Patrol's Use of Highway Funds/Year Ended June 30, 2012*	State Auditor's Office	June 2013	http://www.auditor.mo.gov/Press/2013141450276.pdf
Public Safety/Missouri State Highway Patrol's Use of Highway Funds/Year Ended June 30, 2012*	State Auditor's Office	June 2012	http://www.auditor.mo.gov/Press/2012-96.pdf
Transportation Development Districts*	State Auditor's Office	February 2012	http://www.auditor.mo.gov/Press/2012-13.pdf
2011 Transportation Development District Annual Review	State Auditor's Office	December 2011	http://www.auditor.mo.gov/Press/2013-065.pdf
Transportation Development Districts*	State Auditor's Office	December 2011	http://www.auditor.mo.gov/press/2011-116.pdf
Transportation Development Districts*	State Auditor's Office	March 2011	http://www.auditor.mo.gov/press/2011-28.htm
External Financial Audit Fiscal Year 2012	BKD LLP	September 2013	http://www.modot.org/about/general_info/documents/FY13CAFRFINALPUBLISHED.pdf
External Financial Audit Fiscal Year 2012	BKD LLP	September 2012	http://www.modot.org/about/general_info/documents/MoDOTFY12CAFRFINAL.pdf
External Financial Audit Fiscal Year 2011	BKD LLP	September 2011	http://www.modot.org/about/general_info/documents/FY11_ISSUED_MoDOT_CAFR.pdf
External Financial Audit Fiscal Year 2010	BKD LLP	September 2010	http://www.modot.org/about/general_info/documents/FY10_MoDOT_CAFR.pdf
Review of Multimodal Transit - Program Management	MoDOT Audits & Investigations Division	October 2013	http://wwwi.intranet.ai/documents/2014-01ReviewofMOTransit-ProgramManagement.pdf
Review of Multimodal Transit - Subrecipient Oversight	MoDOT Audits & Investigations Division	October 2013	http://wwwi.intranet.ai/documents/2014-02ReviewofMOTransit-SubrecipientOversight.pdf
Review of Central, Northwest, and Southeast Districts' Expenditures	MoDOT Audits & Investigations Division	June 2013	http://wwwi.intranet.ai/documents/ReviewofCentralNortheastandSoutheastDistrictsExpenditures.pdf
Review of Construction Contract Administration - Northeast, Southwest, and Southeast Districts	MoDOT Audits & Investigations Division	October 2012	http://wwwi.intranet.ai/documents/ReviewofConstructionContractAdministration-NESWandSE.pdf
Review of Construction Contract Administration - Labor Compliance Northwest, Central, and St.	MoDOT Audits & Investigations Division	October 2012	http://wwwi.intranet.ai/documents/ReviewofConstructionContractAdministration-LaborComplianceNWCDandSL.pdf
Highway Safety - DWI Enforcement Grant Program - Northwest, St. Louis, and Central Districts	MoDOT Audits & Investigations Division	July 2012	http://wwwi.intranet.ai/documents/HighwaySafety-DWIEncorementGrantProgram-2012-06.pdf
Review of Construction Contract Administration - Northwest, Central, and St. Louis Districts	MoDOT Audits & Investigations Division	July 2012	http://wwwi.intranet.ai/documents/ReviewofConstructionContractAdministration-2012-05.pdf
On-Call Guardrail Contracts	MoDOT Audits & Investigations Division	July 2012	http://wwwi.intranet.ai/documents/On-CallGuardrailContracts2012-04.pdf
Highway Safety - DWI Enforcement Grant Program	MoDOT Audits & Investigations Division	April 2012	http://wwwi.intranet.ai/documents/HSDWIRreportFinal.pdf
Review of the MoDOT Procurement Card Program	MoDOT Audits & Investigations Division	April 2012	http://wwwi.intranet.ai/documents/PCardReportFinal.pdf

Program or Division Name	Type of Report	Date Issued	Website
Review of the Safe and Sound Design-Build Project	MoDOT Audits & Investigations Division	November 2011	http://wwwi/intranet/ai/int_audit_report_summaries/documents/SafeAndSound.pdf
Review of Federal Compliance Requirements - Highway Safety	MoDOT Audits & Investigations Division	April 2011	http://wwwi/intranet/ai/int_audit_report_summaries/documents/FederalComplianceHS.pdf
Review of Construction Contract Administration - District 3 and District 10	MoDOT Audits & Investigations Division	April 2011	http://wwwi/intranet/ai/int_audit_report_summaries/documents/COCA_D3and_D10.pdf
Review of Bridge Inspections	MoDOT Audits & Investigations Division	November 2010	http://wwwi/intranet/ai/int_audit_report_summaries/documents/BridgeInspections.pdf
Solutions at Work	MoDOT Audits & Investigations Division	November 2010	http://wwwi/intranet/ai/int_audit_report_summaries/documents/SolutionsAtWork.pdf
Federal Compliance Audit - Highway Planning and Constructions	MoDOT Audits & Investigations Division	November 2010	http://wwwi/intranet/ai/int_audit_report_summaries/documents/FederalComplianceHwyConstruction.pdf
Review of Site Manager Approvals	MoDOT Audits & Investigations Division	August 2010	http://wwwi/intranet/ai/int_audit_report_summaries/documents/SiteManager%20Approvals.pdf
Review of Federal Compliance Requirements - Airport Improvement Program	MoDOT Audits & Investigations Division	August 2010	http://wwwi/intranet/ai/int_audit_report_summaries/documents/FederalComplianceAirport.pdf
Review of Federal Compliance Requirements - Transit Services	MoDOT Audits & Investigations Division	August 2010	http://wwwi/intranet/ai/int_audit_report_summaries/documents/FederalComplianceTransit.pdf
Review of Motor Carrier Services Cash Receipts	MoDOT Audits & Investigations Division	June 2010	http://wwwi/intranet/ai/int_audit_report_summaries/documents/Review_of_MCS_Cash_Receipts.pdf
Review of Human Resources Salary Adjustments	MoDOT Audits & Investigations Division	June 2010	http://wwwi/intranet/ai/int_audit_report_summaries/documents/Review_of_HR_Salary_Adjustments.pdf
Review of Subscriber and Dependent Eligibility for Medical Insurance Coverage	MoDOT Audits & Investigations Division	April 2010	http://wwwi/intranet/ai/int_audit_report_summaries/documents/EmployeeBenefits.pdf

*Indicates a review that included other state agencies / separate political subdivisions.
There were no Oversight Division evaluations or Sunset Act reports completed.

**Cost of Living
Adjust**

NEW DECISION ITEM
RANK: 2 OF 17

Department of Transportation	Budget Unit : Department Wide
Division: Department Wide	
DI Name: General Structure Adjustment - Cost of Living	DI#: 0000014

1. AMOUNT OF REQUEST

	FY 2014 Budget Request					FY 2014 Governor's Recommendation					
	GR	Federal	Other	Total		GR	Federal	Other	Total		
PS	\$0	\$3,853	\$1,409,522	\$1,413,375	E	PS	\$0	\$3,853	\$1,409,522	\$1,413,375	E
EE	\$0	\$0	\$0	\$0		EE	\$0	\$0	\$0	\$0	
PSD	\$0	\$0	\$0	\$0		PSD	\$0	\$0	\$0	\$0	
TRF	\$0	\$0	\$0	\$0		TRF	\$0	\$0	\$0	\$0	
Total	<u>\$0</u>	<u>\$3,853</u>	<u>\$1,409,522</u>	<u>\$1,413,375</u>		Total	<u>\$0</u>	<u>\$3,853</u>	<u>\$1,409,522</u>	<u>\$1,413,375</u>	
FTE	0.00	0.00	0.00	0.00		FTE	0.00	0.00	0.00	0.00	

Est. Fringe	\$0	\$985	\$360,274	\$361,259
--------------------	-----	-------	-----------	-----------

Note: Fringes budgeted in House Bill 5 except for certain fringes budgeted directly to MoDOT, Highway Patrol, and Conservation.

Est. Fringe	\$0	\$985	\$360,274	\$361,259
--------------------	-----	-------	-----------	-----------

Note: Fringes budgeted in House Bill 5 except for certain fringes budgeted directly to MoDOT, Highway Patrol, and Conservation.

Other Funds: State Road Fund (0320), State Transportation Fund (0675), Aviation Trust Fund (0952), Railroad Expense Fund (0290)

Other Funds: State Road Fund (0320), State Transportation Fund (0675), Aviation Trust Fund (0952), Railroad Expense Fund (0290)

2. THIS REQUEST CAN BE CATEGORIZED AS:

<input type="checkbox"/> New Legislation	<input type="checkbox"/> New Program	<input type="checkbox"/> Fund Switch
<input type="checkbox"/> Federal Mandate	<input type="checkbox"/> Program Expansion	<input checked="" type="checkbox"/> Cost to Continue
<input type="checkbox"/> GR Pick-Up	<input type="checkbox"/> Space Request	<input type="checkbox"/> Equipment Replacement
<input checked="" type="checkbox"/> Pay Plan	<input type="checkbox"/> Other: _____	

3. WHY IS THIS FUNDING NEEDED? PROVIDE AN EXPLANATION FOR ITEMS CHECKED IN #2. INCLUDE THE FEDERAL OR STATE STATUTORY OR CONSTITUTIONAL AUTHORIZATION FOR THIS PROGRAM.

In Fiscal Year 2014, the General Assembly included and the Governor approved a \$500 annual pay raise for all state employees, except elected officials, members of the general assembly and judges covered under the Missouri Citizens' Commission on Compensation for Elected Officials, beginning January 1, 2014 (12 pay periods). The remaining 12 pay periods were unfunded, but the stated intent was to provide the funding in Fiscal Year 2015.

The Governor's Recommendation is the same amount as the department's request.

NEW DECISION ITEM
RANK: 2 OF 17

Department of Transportation	Budget Unit : Department Wide
Division: Department Wide	
DI Name: General Structure Adjustment - Cost of Living	DI#: 000014

Listed below is a breakdown of the Fiscal Year 2015 Cost of Living Adjustment by fund:

	Increase	Fund
Administration	\$87,643	State Road Fund
Construction	\$331,610	State Road Fund
Maintenance	\$908,908	State Road Fund
Highway Safety	\$2,075	Highway Safety Fund
Fleet, Facilities & Info Systems	\$74,813	State Road Fund
Multimodal Operations	\$1,778	Multimodal Operations - Federal Fund
	\$1,693	State Road Fund
	\$775	State Transportation Fund
	\$2,265	Aviation Trust Fund
	\$1,815	Railroad Expense Fund
Total	<u>\$1,413,375</u>	

4. DESCRIBE THE DETAILED ASSUMPTIONS USED TO DERIVE THE SPECIFIC REQUESTED AMOUNT. (How did you determine that the requested number of FTE were appropriate? From what source or standard did you derive the requested levels of funding? Were alternatives such as outsourcing or automation considered? If based on new legislation, does request tie to TAFP fiscal note? If not, explain why. Detail which portions of the request are one-times and how those amounts were calculated.)

The appropriation amount for the Fiscal Year 14 pay plan was based on the pay increase beginning in January, 2014 for the final thirteen pay periods of the fiscal year. This requested amount is equivalent to the remaining twelve pay periods in order to provide the core funding necessary for a full fiscal year.

NEW DECISION ITEM
 RANK: 2 OF 17

Department of Transportation	Budget Unit : Department Wide
Division: Department Wide	
DI Name: General Structure Adjustment - Cost of Living	DI#: 000014

5. BREAK DOWN THE REQUEST BY BUDGET OBJECT CLASS, JOB CLASS, AND FUND SOURCE. IDENTIFY ONE-TIME COSTS.

	Dept Req GR DOLLARS	Dept Req GR FTE	Dept Req FED DOLLARS	Dept Req FED FTE	Dept Req OTHER DOLLARS	Dept Req OTHER FTE	Dept Req TOTAL DOLLARS	Dept Req TOTAL FTE	Dept Req One-Time DOLLARS
100			3,853		1,409,522		1,413,375	0.0	
Total PS	0	0.0	3,853	0.0	1,409,522	0.0	1,413,375	0.0	0
Grand Total	0	0.0	3,853	0.0	1,409,522	0.0	1,413,375	0.0	0

	Gov Rec GR DOLLARS	Gov Rec GR FTE	Gov Rec FED DOLLARS	Gov Rec FED FTE	Gov Rec OTHER DOLLARS	Gov Rec OTHER FTE	Gov Rec TOTAL DOLLARS	Gov Rec TOTAL FTE	Gov Rec One-Time DOLLARS
100			3,853		1,409,522		1,413,375	0.0	
Total PS	0	0.0	3,853	0.0	1,409,522	0.0	1,413,375	0.0	0
Grand Total	0	0.0	3,853	0.0	1,409,522	0.0	1,413,375	0.0	0

NEW DECISION ITEM
RANK: 2 OF 17

Department Transportation	Budget Unit : Department Wide
Division: Department Wide	
DI Name: General Structure Adjustment - Cost of Living	DI#: 0000014

6. PERFORMANCE MEASURES (If new decision item has an associated core, separately identify projected performance with & without additional funding.)

6a. Provide an effectiveness measure. N/A	6b. Provide an efficiency measure. N/A
6c. Provide the number of clients/individuals served, if applicable. N/A	6d. Provide a customer satisfaction measure, if available. N/A

NEW DECISION ITEM

RANK: 2 OF 17

Department of Transportation	Budget Unit: <u>Department Wide</u>
Division: <u>Department Wide</u>	
DI Name: <u>General Structure Adjustment - Cost of Living</u>	DI# <u>0000014</u>

7. STRATEGIES TO ACHIEVE THE PERFORMANCE MEASUREMENT TARGETS:
N/A

DECISION ITEM DETAIL

Budget Unit	FY 2013	FY 2013	FY 2014	FY 2014	FY 2015	FY 2015	FY 2015	FY 2015
Decision Item	ACTUAL	ACTUAL	BUDGET	BUDGET	DEPT REQ	DEPT REQ	GOV REC	GOV REC
Budget Object Class	DOLLAR	FTE	DOLLAR	FTE	DOLLAR	FTE	DOLLAR	FTE
ADMINISTRATION								
Pay Plan FY14-Cost to Continue - 0000014								
ADMINISTRATIVE TECHNICIAN	0	0.00	0	0.00	500	0.00	500	0.00
SR ADMINISTRATIVE TECHNICIAN	0	0.00	0	0.00	1,000	0.00	1,000	0.00
OFFICE ASSISTANT	0	0.00	0	0.00	250	0.00	250	0.00
SENIOR OFFICE ASSISTANT	0	0.00	0	0.00	2,000	0.00	2,000	0.00
EXECUTIVE ASSISTANT	0	0.00	0	0.00	4,000	0.00	4,000	0.00
FINANCIAL SERVICES TECHNICIAN	0	0.00	0	0.00	2,250	0.00	2,250	0.00
SENIOR FINANCIAL SERVICES TECH	0	0.00	0	0.00	6,750	0.00	6,750	0.00
HUMAN RESOURCES TECHNICIAN	0	0.00	0	0.00	393	0.00	393	0.00
SENIOR HUMAN RESOURCES TECHNIC	0	0.00	0	0.00	2,750	0.00	2,750	0.00
RISK MANAGEMENT TECHNICIAN	0	0.00	0	0.00	250	0.00	250	0.00
SENIOR RISK MANAGEMENT TECHNIC	0	0.00	0	0.00	3,500	0.00	3,500	0.00
SENIOR MAINTENANCE TECHNICIAN	0	0.00	0	0.00	250	0.00	250	0.00
SR EXECUTIVE ASST TO THE DIREC	0	0.00	0	0.00	250	0.00	250	0.00
SENIOR EXECUTIVE ASSISTANT	0	0.00	0	0.00	1,000	0.00	1,000	0.00
PRINTING TECHNICIAN	0	0.00	0	0.00	250	0.00	250	0.00
LEGAL SECRETARY	0	0.00	0	0.00	750	0.00	750	0.00
SENIOR PRINTING TECHNICIAN	0	0.00	0	0.00	500	0.00	500	0.00
SENIOR INVESTIGATOR	0	0.00	0	0.00	1,000	0.00	1,000	0.00
INTERMEDIATE INVESTIGATOR	0	0.00	0	0.00	250	0.00	250	0.00
SR EMPLOYEE DEVELOPMENT SPECIA	0	0.00	0	0.00	750	0.00	750	0.00
SR GOVT RELATIONS SPECIALIST	0	0.00	0	0.00	250	0.00	250	0.00
EMPLOYEE DEVELOPMENT SPECIALIS	0	0.00	0	0.00	500	0.00	500	0.00
INVESTIGATION MANAGER	0	0.00	0	0.00	250	0.00	250	0.00
BUS SYST SUPP SPECIALIST	0	0.00	0	0.00	250	0.00	250	0.00
OUTREACH COORDINATOR	0	0.00	0	0.00	750	0.00	750	0.00
SPECIAL PROJECTS COORD	0	0.00	0	0.00	750	0.00	750	0.00
FINANCIAL SERVICES ADMINISTRAT	0	0.00	0	0.00	750	0.00	750	0.00
DISTRICT SFTY & HLTH MGR	0	0.00	0	0.00	1,750	0.00	1,750	0.00
COMMUNITY LIAISON	0	0.00	0	0.00	500	0.00	500	0.00
SR ORGANIZATIONAL PERF ANALYST	0	0.00	0	0.00	500	0.00	500	0.00
INT ORGANIZATIONAL PERFORM ANA	0	0.00	0	0.00	250	0.00	250	0.00
SR BENEFITS SPECIALIST	0	0.00	0	0.00	250	0.00	250	0.00

DECISION ITEM DETAIL

Budget Unit	FY 2013	FY 2013	FY 2014	FY 2014	FY 2015	FY 2015	FY 2015	FY 2015
Decision Item	ACTUAL	ACTUAL	BUDGET	BUDGET	DEPT REQ	DEPT REQ	GOV REC	GOV REC
Budget Object Class	DOLLAR	FTE	DOLLAR	FTE	DOLLAR	FTE	DOLLAR	FTE
ADMINISTRATION								
Pay Plan FY14-Cost to Continue - 0000014								
INTER BENEFITS SPECIALIST	0	0.00	0	0.00	250	0.00	250	0.00
SENIOR PARALEGAL	0	0.00	0	0.00	250	0.00	250	0.00
PARALEGAL	0	0.00	0	0.00	250	0.00	250	0.00
INTERMEDIATE PARALEGAL	0	0.00	0	0.00	500	0.00	500	0.00
LEGAL OFFICE MANAGER	0	0.00	0	0.00	250	0.00	250	0.00
SENIOR MULTIMEDIA SERVICES SPE	0	0.00	0	0.00	750	0.00	750	0.00
BUSINESS SYST SUPPORT MANAGER	0	0.00	0	0.00	250	0.00	250	0.00
SENIOR DATA REPORT ANALYST	0	0.00	0	0.00	750	0.00	750	0.00
EMPLOYEE BENEFITS MANAGER	0	0.00	0	0.00	250	0.00	250	0.00
RESOURCE MANAGEMENT SPECIALIST	0	0.00	0	0.00	500	0.00	500	0.00
RISK MANAGEMENT SPECIALIST	0	0.00	0	0.00	250	0.00	250	0.00
AUDIT MANAGER	0	0.00	0	0.00	500	0.00	500	0.00
ASST TO THE DIST ENGINEER	0	0.00	0	0.00	750	0.00	750	0.00
INTERMEDIATE RM ANALYST	0	0.00	0	0.00	500	0.00	500	0.00
EMPLOYEE DEVELOPMENT MANAGER	0	0.00	0	0.00	250	0.00	250	0.00
CUSTOMER RELATIONS MANAGER	0	0.00	0	0.00	2,250	0.00	2,250	0.00
INTERMEDIATE SAFETY OFFICER	0	0.00	0	0.00	250	0.00	250	0.00
SENIOR SAFETY OFFICER	0	0.00	0	0.00	1,250	0.00	1,250	0.00
INTERM CUSTOMER RELATIONS SPE	0	0.00	0	0.00	1,250	0.00	1,250	0.00
SR RESOURCE MGT ANALYST	0	0.00	0	0.00	500	0.00	500	0.00
CENTRAL OFFICE SFTY&HEALTH MGR	0	0.00	0	0.00	250	0.00	250	0.00
SAFETY OFFICER	0	0.00	0	0.00	750	0.00	750	0.00
INT HUMAN RESOURCES SPECLST	0	0.00	0	0.00	1,250	0.00	1,250	0.00
CUSTOMER RELATIONS COORDINATO	0	0.00	0	0.00	500	0.00	500	0.00
SR CUSTOMER RELATIONS SPECIAL	0	0.00	0	0.00	2,750	0.00	2,750	0.00
INTERM FINANCIAL SERV SPECIALI	0	0.00	0	0.00	250	0.00	250	0.00
SENIOR AUDITOR	0	0.00	0	0.00	3,500	0.00	3,500	0.00
FINANCIAL SERVICES SPECIALIST	0	0.00	0	0.00	1,250	0.00	1,250	0.00
EMPLOYMENT MANAGER	0	0.00	0	0.00	250	0.00	250	0.00
COMPENSATION MANAGER	0	0.00	0	0.00	250	0.00	250	0.00
SUPPORT SERVICES MANAGER	0	0.00	0	0.00	1,750	0.00	1,750	0.00
CLAIMS ADMINISTRATION MGR	0	0.00	0	0.00	500	0.00	500	0.00

DECISION ITEM DETAIL

Budget Unit	FY 2013	FY 2013	FY 2014	FY 2014	FY 2015	FY 2015	FY 2015	FY 2015
Decision Item	ACTUAL	ACTUAL	BUDGET	BUDGET	DEPT REQ	DEPT REQ	GOV REC	GOV REC
Budget Object Class	DOLLAR	FTE	DOLLAR	FTE	DOLLAR	FTE	DOLLAR	FTE
ADMINISTRATION								
Pay Plan FY14-Cost to Continue - 0000014								
INT GOVERNMENTAL RELATIONS SPE	0	0.00	0	0.00	250	0.00	250	0.00
SR RISK MGMT SPECIALIST	0	0.00	0	0.00	1,500	0.00	1,500	0.00
ASST HUMAN RESOURCE DIRECTOR	0	0.00	0	0.00	250	0.00	250	0.00
FINANCIAL SERVICES MANAGER	0	0.00	0	0.00	750	0.00	750	0.00
SR FINANCIAL SERVICES SPECIALI	0	0.00	0	0.00	6,000	0.00	6,000	0.00
INTERMEDIATE AUDITOR	0	0.00	0	0.00	750	0.00	750	0.00
CUSTOMER RELATIONS SPECIALIST	0	0.00	0	0.00	500	0.00	500	0.00
HUMAN RESOURCES SPECIALIST	0	0.00	0	0.00	500	0.00	500	0.00
SR HR SPECIALIST	0	0.00	0	0.00	4,500	0.00	4,500	0.00
HUMAN RESOURCES MANAGER	0	0.00	0	0.00	1,750	0.00	1,750	0.00
ASSISTANT DISTRICT ENGINEER	0	0.00	0	0.00	2,750	0.00	2,750	0.00
ORGANIZATIONAL PERFORMANCE SPE	0	0.00	0	0.00	500	0.00	500	0.00
SENIOR ADMINISTRATIVE COUNSEL	0	0.00	0	0.00	500	0.00	500	0.00
CHIEF ENGINEER	0	0.00	0	0.00	250	0.00	250	0.00
ASST CHIEF COUNSEL-HUMAN RSRCS	0	0.00	0	0.00	250	0.00	250	0.00
DISTRICT ENGINEER	0	0.00	0	0.00	1,750	0.00	1,750	0.00
HUMAN RESOURCES DIRECTOR	0	0.00	0	0.00	250	0.00	250	0.00
AUDITS & INVESTIGATIONS DIR	0	0.00	0	0.00	250	0.00	250	0.00
ASSISTANT CHIEF ENGINEER	0	0.00	0	0.00	250	0.00	250	0.00
GOVERNMENTAL RELATIONS DIRECTO	0	0.00	0	0.00	250	0.00	250	0.00
CUSTOMER RELATIONS DIRECTOR	0	0.00	0	0.00	250	0.00	250	0.00
CHIEF FINANCIAL OFFICER	0	0.00	0	0.00	250	0.00	250	0.00
DIR, DEPT OF TRANSPORTATION	0	0.00	0	0.00	250	0.00	250	0.00
ASST CHIEF COUNSEL-RISK MNGMNT	0	0.00	0	0.00	250	0.00	250	0.00
SENIOR ASSISTANT COUNSEL	0	0.00	0	0.00	750	0.00	750	0.00
RISK AND BENEFITS MGT DIRECTOR	0	0.00	0	0.00	250	0.00	250	0.00
EQUAL OP & DIVERSITY DIRECTOR	0	0.00	0	0.00	250	0.00	250	0.00
FINANCIAL SERVICES DIRECTOR	0	0.00	0	0.00	250	0.00	250	0.00
ASST CHIEF COUNSEL-PROJ DEVEL	0	0.00	0	0.00	250	0.00	250	0.00
ASST CHIEF COUNSEL - ADMIN	0	0.00	0	0.00	250	0.00	250	0.00
CHIEF COUNSEL	0	0.00	0	0.00	250	0.00	250	0.00

DECISION ITEM DETAIL

Budget Unit	FY 2013	FY 2013	FY 2014	FY 2014	FY 2015	FY 2015	FY 2015	FY 2015
Decision Item	ACTUAL	ACTUAL	BUDGET	BUDGET	DEPT REQ	DEPT REQ	GOV REC	GOV REC
Budget Object Class	DOLLAR	FTE	DOLLAR	FTE	DOLLAR	FTE	DOLLAR	FTE
ADMINISTRATION								
Pay Plan FY14-Cost to Continue - 0000014								
SECRETARY TO THE COMMISSION	0	0.00	0	0.00	250	0.00	250	0.00
TOTAL - PS	0	0.00	0	0.00	87,643	0.00	87,643	0.00
GRAND TOTAL	\$0	0.00	\$0	0.00	\$87,643	0.00	\$87,643	0.00
GENERAL REVENUE	\$0	0.00	\$0	0.00	\$0	0.00	\$0	0.00
FEDERAL FUNDS	\$0	0.00	\$0	0.00	\$0	0.00	\$0	0.00
OTHER FUNDS	\$0	0.00	\$0	0.00	\$87,643	0.00	\$87,643	0.00

DECISION ITEM DETAIL

Budget Unit	FY 2013	FY 2013	FY 2014	FY 2014	FY 2015	FY 2015	FY 2015	FY 2015
Decision Item	ACTUAL	ACTUAL	BUDGET	BUDGET	DEPT REQ	DEPT REQ	GOV REC	GOV REC
Budget Object Class	DOLLAR	FTE	DOLLAR	FTE	DOLLAR	FTE	DOLLAR	FTE
CONSTRUCTION								
Pay Plan FY14-Cost to Continue - 0000014								
INCIDENT MANAGEMENT COORDINATR	0	0.00	0	0.00	750	0.00	750	0.00
ADMINISTRATIVE TECHNICIAN	0	0.00	0	0.00	1,500	0.00	1,500	0.00
SR ADMINISTRATIVE TECHNICIAN	0	0.00	0	0.00	1,500	0.00	1,500	0.00
SENIOR OFFICE ASSISTANT	0	0.00	0	0.00	3,000	0.00	3,000	0.00
EXECUTIVE ASSISTANT	0	0.00	0	0.00	2,250	0.00	2,250	0.00
PLANNING TECHNICIAN	0	0.00	0	0.00	250	0.00	250	0.00
INTERMEDIATE PLANNING TECHNICI	0	0.00	0	0.00	750	0.00	750	0.00
SENIOR PLANNING TECHNICIAN	0	0.00	0	0.00	2,250	0.00	2,250	0.00
SUPPLY OFFICE ASSISTANT	0	0.00	0	0.00	250	0.00	250	0.00
SENIOR RIGHT OF WAY TECHNICIAN	0	0.00	0	0.00	1,500	0.00	1,500	0.00
MATERIALS TESTING SUPERVISOR	0	0.00	0	0.00	750	0.00	750	0.00
MATERIALS TESTING SPECIALIST	0	0.00	0	0.00	750	0.00	750	0.00
TRAFFIC SYSTEMS SUPERVISOR	0	0.00	0	0.00	500	0.00	500	0.00
SR PHOTOGRAMMETRIC TECH	0	0.00	0	0.00	250	0.00	250	0.00
DIV ADMIN SUPPORT SUPERVISOR	0	0.00	0	0.00	500	0.00	500	0.00
CONST PROJECT OFFICE ASSISTANT	0	0.00	0	0.00	7,750	0.00	7,750	0.00
LEGAL SECRETARY	0	0.00	0	0.00	750	0.00	750	0.00
SENIOR CORE DRILL ASSISTANT	0	0.00	0	0.00	1,500	0.00	1,500	0.00
CORE DRILL ASSISTANT	0	0.00	0	0.00	500	0.00	500	0.00
CORE DRILL OPERATOR	0	0.00	0	0.00	1,000	0.00	1,000	0.00
CORE DRILL SUPERINTENDENT	0	0.00	0	0.00	250	0.00	250	0.00
INTER CORE DRILL ASSISTANT	0	0.00	0	0.00	250	0.00	250	0.00
CORE DRILL SUPERVISOR	0	0.00	0	0.00	250	0.00	250	0.00
MOTORIST ASSISTANCE OPERATOR	0	0.00	0	0.00	10,500	0.00	10,500	0.00
MOTOR ASSISTANCE SHIFT SUPV	0	0.00	0	0.00	1,250	0.00	1,250	0.00
SENIOR MATERIALS TECHNICIAN	0	0.00	0	0.00	6,000	0.00	6,000	0.00
CONSTRUCTION TECHNICIAN	0	0.00	0	0.00	750	0.00	750	0.00
SR CONSTRUCTION TECHNICIAN	0	0.00	0	0.00	22,750	0.00	22,750	0.00
INTERMEDIATE DESIGN TECHNICN	0	0.00	0	0.00	500	0.00	500	0.00
INTER CONSTRUCTION TECH	0	0.00	0	0.00	5,750	0.00	5,750	0.00
SENIOR DESIGN TECHNICIAN	0	0.00	0	0.00	7,500	0.00	7,500	0.00
INTER MATERIALS TECH	0	0.00	0	0.00	500	0.00	500	0.00

DECISION ITEM DETAIL

Budget Unit	FY 2013	FY 2013	FY 2014	FY 2014	FY 2015	FY 2015	FY 2015	FY 2015
Decision Item	ACTUAL	ACTUAL	BUDGET	BUDGET	DEPT REQ	DEPT REQ	GOV REC	GOV REC
Budget Object Class	DOLLAR	FTE	DOLLAR	FTE	DOLLAR	FTE	DOLLAR	FTE
CONSTRUCTION								
Pay Plan FY14-Cost to Continue - 0000014								
SURVEY TECHNICIAN	0	0.00	0	0.00	750	0.00	750	0.00
SENIOR SURVEY TECHNICIAN	0	0.00	0	0.00	5,000	0.00	5,000	0.00
LAND SURVEYOR IN TRAINING	0	0.00	0	0.00	2,500	0.00	2,500	0.00
LAND SURVEY COORDINATOR	0	0.00	0	0.00	250	0.00	250	0.00
DISTRICT LAND SURVEY MANAGER	0	0.00	0	0.00	1,250	0.00	1,250	0.00
SENIOR FIELD ACQUISITION TECHN	0	0.00	0	0.00	500	0.00	500	0.00
INTER FLD ACQUISITION TECH	0	0.00	0	0.00	1,250	0.00	1,250	0.00
LEAD FIELD ACQUISITION TECH	0	0.00	0	0.00	750	0.00	750	0.00
LAND SURVEY SUPERVISOR	0	0.00	0	0.00	1,250	0.00	1,250	0.00
LAND SURVEYOR	0	0.00	0	0.00	4,250	0.00	4,250	0.00
DST OFFICE SERVICES SUPERVISOR	0	0.00	0	0.00	250	0.00	250	0.00
SENIOR CADD SUPPORT SPECIALIST	0	0.00	0	0.00	250	0.00	250	0.00
SENIOR CARTOGRAPHER	0	0.00	0	0.00	250	0.00	250	0.00
SENIOR TRAFFIC SPECIALIST	0	0.00	0	0.00	500	0.00	500	0.00
LEGAL ASSISTANT	0	0.00	0	0.00	250	0.00	250	0.00
FABRICATION TECHNICIAN	0	0.00	0	0.00	250	0.00	250	0.00
STRUCTURAL ANALYST	0	0.00	0	0.00	1,000	0.00	1,000	0.00
SENIOR STRUCTURAL TECHNICIAN	0	0.00	0	0.00	1,500	0.00	1,500	0.00
CONSTRUCTION CONTRACT ADMINIST	0	0.00	0	0.00	250	0.00	250	0.00
DIST FINAL PLANS & REP PROC	0	0.00	0	0.00	1,750	0.00	1,750	0.00
FINAL PLANS REVIEWER	0	0.00	0	0.00	250	0.00	250	0.00
FLD ACQUISITION COORDINATOR	0	0.00	0	0.00	250	0.00	250	0.00
STRUCTURAL SPECIALIST	0	0.00	0	0.00	1,750	0.00	1,750	0.00
SR FABRICATION TECHNICIAN	0	0.00	0	0.00	1,000	0.00	1,000	0.00
INTER STRUCTURAL TECHNICIAN	0	0.00	0	0.00	250	0.00	250	0.00
BRIDGE INVENTORY ANALYST	0	0.00	0	0.00	500	0.00	500	0.00
MARKET ANALYSIS COORDINATOR	0	0.00	0	0.00	250	0.00	250	0.00
INT INFO SYSTEMS TECHNOLOGIST	0	0.00	0	0.00	750	0.00	750	0.00
CIVIL RIGHTS SPECIALIST	0	0.00	0	0.00	250	0.00	250	0.00
INT CIVIL RIGHTS SPECIALIST	0	0.00	0	0.00	250	0.00	250	0.00
SR CIVIL RIGHTS SPECIALIST	0	0.00	0	0.00	1,500	0.00	1,500	0.00
ENVIRONMENTAL SPECIALIST	0	0.00	0	0.00	250	0.00	250	0.00

DECISION ITEM DETAIL

Budget Unit	FY 2013	FY 2013	FY 2014	FY 2014	FY 2015	FY 2015	FY 2015	FY 2015
Decision Item	ACTUAL	ACTUAL	BUDGET	BUDGET	DEPT REQ	DEPT REQ	GOV REC	GOV REC
Budget Object Class	DOLLAR	FTE	DOLLAR	FTE	DOLLAR	FTE	DOLLAR	FTE
CONSTRUCTION								
Pay Plan FY14-Cost to Continue - 0000014								
INT ENVIRONMENTAL SPECIALIST	0	0.00	0	0.00	250	0.00	250	0.00
SR ENVIRONMENTAL SPECIALIST	0	0.00	0	0.00	3,000	0.00	3,000	0.00
INTRM HISTORIC PRESERVATION SP	0	0.00	0	0.00	500	0.00	500	0.00
SENIOR GIS SPECIALIST	0	0.00	0	0.00	750	0.00	750	0.00
SR HISTORIC PRESERVATION SPECI	0	0.00	0	0.00	2,500	0.00	2,500	0.00
SENIOR PARALEGAL	0	0.00	0	0.00	1,500	0.00	1,500	0.00
TRANSPORTATION PLANNING SPECIA	0	0.00	0	0.00	2,500	0.00	2,500	0.00
PARALEGAL	0	0.00	0	0.00	250	0.00	250	0.00
WETLAND COORDINATOR	0	0.00	0	0.00	250	0.00	250	0.00
SENIOR CHEMIST	0	0.00	0	0.00	1,500	0.00	1,500	0.00
CONSTR MANGMNT SYSTEMS ADMINIS	0	0.00	0	0.00	250	0.00	250	0.00
TRANSP MGT SYS ADMINISTRATOR	0	0.00	0	0.00	1,000	0.00	1,000	0.00
DESIGN MGT SYSTEMS ADMINISTRAT	0	0.00	0	0.00	250	0.00	250	0.00
GIS SPECIALIST	0	0.00	0	0.00	500	0.00	500	0.00
INT GIS SPECIALIST	0	0.00	0	0.00	250	0.00	250	0.00
ENVIRONMENTAL CHEMIST	0	0.00	0	0.00	1,000	0.00	1,000	0.00
TRANSPORTATION DATA ANALYST	0	0.00	0	0.00	250	0.00	250	0.00
ENVIRONMENTAL COMPLNC MANAGER	0	0.00	0	0.00	500	0.00	500	0.00
SR INFO SYSTEMS TECHNOLOGIST	0	0.00	0	0.00	1,000	0.00	1,000	0.00
SR R/W SPECIALIST	0	0.00	0	0.00	7,500	0.00	7,500	0.00
RIGHT OF WAY SPECIALIST	0	0.00	0	0.00	250	0.00	250	0.00
CHEMICAL LABORATORY DIRECTOR	0	0.00	0	0.00	250	0.00	250	0.00
ASST RIGHT OF WAY MNGR-CERTIFI	0	0.00	0	0.00	1,000	0.00	1,000	0.00
RIGHT OF WAY MANAGER	0	0.00	0	0.00	2,000	0.00	2,000	0.00
RIGHT OF WAY LIAISON	0	0.00	0	0.00	250	0.00	250	0.00
CERTIFIED APPRAISER	0	0.00	0	0.00	3,000	0.00	3,000	0.00
DESIGN LIAISON ENGINEER	0	0.00	0	0.00	750	0.00	750	0.00
ESTIMATE AND REVIEW ENGINEER	0	0.00	0	0.00	250	0.00	250	0.00
RESEARCH ENGINEER	0	0.00	0	0.00	250	0.00	250	0.00
SR RESEARCH ANALYST	0	0.00	0	0.00	250	0.00	250	0.00
TRAFFIC CENTER MANAGER	0	0.00	0	0.00	250	0.00	250	0.00
DESIGN SUPPORT ENGINEER	0	0.00	0	0.00	250	0.00	250	0.00

DECISION ITEM DETAIL

Budget Unit	FY 2013	FY 2013	FY 2014	FY 2014	FY 2015	FY 2015	FY 2015	FY 2015
Decision Item	ACTUAL	ACTUAL	BUDGET	BUDGET	DEPT REQ	DEPT REQ	GOV REC	GOV REC
Budget Object Class	DOLLAR	FTE	DOLLAR	FTE	DOLLAR	FTE	DOLLAR	FTE
CONSTRUCTION								
Pay Plan FY14-Cost to Continue - 0000014								
ENGINRING POLICY ADMINISTRATOR	0	0.00	0	0.00	250	0.00	250	0.00
CONST & MATERIALS LIAISON ENGR	0	0.00	0	0.00	750	0.00	750	0.00
NON-MOTORIZED TRANSP ENGINEER	0	0.00	0	0.00	250	0.00	250	0.00
STRCTURAL PRELIM & REVIEW ENGR	0	0.00	0	0.00	250	0.00	250	0.00
SENIOR PROJECT REVIEWER	0	0.00	0	0.00	750	0.00	750	0.00
SENIOR ESTIMATOR	0	0.00	0	0.00	1,000	0.00	1,000	0.00
STANDARDS SPECIALIST	0	0.00	0	0.00	500	0.00	500	0.00
INNOVATIONS ENGINEER	0	0.00	0	0.00	250	0.00	250	0.00
LOCAL PROGRAMS ADMINISTRATOR	0	0.00	0	0.00	250	0.00	250	0.00
SR STRUCTURAL ENGINEER	0	0.00	0	0.00	1,250	0.00	1,250	0.00
AST DISTRICT CONSTR & MATER EN	0	0.00	0	0.00	1,500	0.00	1,500	0.00
DISTRICT CONST & MATERIALS ENG	0	0.00	0	0.00	1,750	0.00	1,750	0.00
ASSISTANT TO THE RESIDENT ENGI	0	0.00	0	0.00	2,750	0.00	2,750	0.00
COMPUTER AIDED DRFT SUPPRT ENG	0	0.00	0	0.00	250	0.00	250	0.00
BRIDGE RATING & INVENT ENGR	0	0.00	0	0.00	250	0.00	250	0.00
STRUCTURAL HYDRAULICS ENGINEER	0	0.00	0	0.00	250	0.00	250	0.00
TRANSPORTATION PROJECT MGR	0	0.00	0	0.00	6,750	0.00	6,750	0.00
PAVEMENT ENGINEER	0	0.00	0	0.00	500	0.00	500	0.00
DISTRICT DESIGN ENGINEER	0	0.00	0	0.00	1,750	0.00	1,750	0.00
GEOLOGIST	0	0.00	0	0.00	1,250	0.00	1,250	0.00
DISTRICT PLANNING MANAGER	0	0.00	0	0.00	1,500	0.00	1,500	0.00
STRUCTURAL RESOURCE MANAGER	0	0.00	0	0.00	250	0.00	250	0.00
STRUCTURAL PROJECT MANAGER	0	0.00	0	0.00	1,000	0.00	1,000	0.00
CADD SERVICES ENGINEER	0	0.00	0	0.00	250	0.00	250	0.00
SENIOR MATERIALS SPECIALIST	0	0.00	0	0.00	1,000	0.00	1,000	0.00
INTER CONST INSPECTOR	0	0.00	0	0.00	13,000	0.00	13,000	0.00
INTER HIGHWAY DESIGNER	0	0.00	0	0.00	2,250	0.00	2,250	0.00
INTER STRUCTURAL DESIGNER	0	0.00	0	0.00	500	0.00	500	0.00
CADD SUPPORT ANALYST	0	0.00	0	0.00	500	0.00	500	0.00
PLANNING & PROGRAMMING ENGR	0	0.00	0	0.00	250	0.00	250	0.00
DISTRICT CONSTRUCTION LIAISON	0	0.00	0	0.00	250	0.00	250	0.00
COMPUTER LIAISON, DESIGN	0	0.00	0	0.00	500	0.00	500	0.00

DECISION ITEM DETAIL

Budget Unit	FY 2013	FY 2013	FY 2014	FY 2014	FY 2015	FY 2015	FY 2015	FY 2015
Decision Item	ACTUAL	ACTUAL	BUDGET	BUDGET	DEPT REQ	DEPT REQ	GOV REC	GOV REC
Budget Object Class	DOLLAR	FTE	DOLLAR	FTE	DOLLAR	FTE	DOLLAR	FTE
CONSTRUCTION								
Pay Plan FY14-Cost to Continue - 0000014								
ASST STATE CO AND MA ENGINEER	0	0.00	0	0.00	250	0.00	250	0.00
ASSISTANT STATE DESIGN ENGIN	0	0.00	0	0.00	250	0.00	250	0.00
CONSTRUCTION INSPECTOR	0	0.00	0	0.00	7,750	0.00	7,750	0.00
STRUCTURAL LIAISON ENGINEER	0	0.00	0	0.00	750	0.00	750	0.00
TRANSP PROJECT DESIGNER	0	0.00	0	0.00	8,000	0.00	8,000	0.00
SENIOR TRAFFIC STUDIES SPECIAL	0	0.00	0	0.00	750	0.00	750	0.00
DISTRICT UTILITIES ENGINEER	0	0.00	0	0.00	2,000	0.00	2,000	0.00
BID & CONTRACT SERVICE ENGR	0	0.00	0	0.00	250	0.00	250	0.00
FIELD MATERIALS ENGR	0	0.00	0	0.00	1,000	0.00	1,000	0.00
INTER MATERIALS INSPECTOR	0	0.00	0	0.00	3,250	0.00	3,250	0.00
SENIOR MATERIALS INSPECTOR	0	0.00	0	0.00	8,500	0.00	8,500	0.00
SR GEOTECHNICAL SPECIALIST	0	0.00	0	0.00	1,250	0.00	1,250	0.00
HIGHWAY DESIGNER	0	0.00	0	0.00	1,000	0.00	1,000	0.00
MATERIALS INSPECTOR	0	0.00	0	0.00	2,250	0.00	2,250	0.00
PHYSICAL LABORATORY DIRECTOR	0	0.00	0	0.00	250	0.00	250	0.00
INTER TRANSPORTATION PLANNER	0	0.00	0	0.00	1,000	0.00	1,000	0.00
TRANSPORT SYSTEM ANALYSIS ENGR	0	0.00	0	0.00	250	0.00	250	0.00
RESIDENT ENGINEER	0	0.00	0	0.00	7,750	0.00	7,750	0.00
SR CONSTRUCTION INSPECTOR	0	0.00	0	0.00	45,360	0.00	45,360	0.00
SENIOR HIGHWAY DESIGNER	0	0.00	0	0.00	24,750	0.00	24,750	0.00
SR TRANSPORTATION PLANNER	0	0.00	0	0.00	4,500	0.00	4,500	0.00
BRIDGE LOC & LAYOUT DESIGNER	0	0.00	0	0.00	1,250	0.00	1,250	0.00
SR STRUCTURAL DESIGNER	0	0.00	0	0.00	6,250	0.00	6,250	0.00
GEOTECHNICAL ENGINEER	0	0.00	0	0.00	750	0.00	750	0.00
GEOTECHNICAL DIRECTOR	0	0.00	0	0.00	250	0.00	250	0.00
STRUCT DEV & SUPPORT ENGR	0	0.00	0	0.00	250	0.00	250	0.00
ASST STATE BRIDGE ENGINEER	0	0.00	0	0.00	250	0.00	250	0.00
TRANSPORTATION PLANNER	0	0.00	0	0.00	1,000	0.00	1,000	0.00
FABRICATION OPERATIONS ENGR	0	0.00	0	0.00	250	0.00	250	0.00
STRUCTURAL SERVICES ENGINEER	0	0.00	0	0.00	250	0.00	250	0.00
DISTRICT DESIGN LIAISON	0	0.00	0	0.00	500	0.00	500	0.00
LONG RANGE TRANS PLANNING CO	0	0.00	0	0.00	250	0.00	250	0.00

DECISION ITEM DETAIL

Budget Unit	FY 2013	FY 2013	FY 2014	FY 2014	FY 2015	FY 2015	FY 2015	FY 2015
Decision Item	ACTUAL	ACTUAL	BUDGET	BUDGET	DEPT REQ	DEPT REQ	GOV REC	GOV REC
Budget Object Class	DOLLAR	FTE	DOLLAR	FTE	DOLLAR	FTE	DOLLAR	FTE
CONSTRUCTION								
Pay Plan FY14-Cost to Continue - 0000014								
RESEARCH ADMINISTRATOR	0	0.00	0	0.00	250	0.00	250	0.00
ENVIRONMENTAL & HIST PRESV MGR	0	0.00	0	0.00	250	0.00	250	0.00
HISTORIC PRESERVATION MANAGER	0	0.00	0	0.00	250	0.00	250	0.00
SENIOR LITIGATION COUNSEL	0	0.00	0	0.00	500	0.00	500	0.00
SENIOR ADMINISTRATIVE COUNSEL	0	0.00	0	0.00	750	0.00	750	0.00
RIGHT OF WAY DIRECTOR	0	0.00	0	0.00	250	0.00	250	0.00
STATE BRIDGE ENGINEER	0	0.00	0	0.00	250	0.00	250	0.00
STATE DESIGN ENGINEER	0	0.00	0	0.00	250	0.00	250	0.00
STATE CO & MA ENGINEER	0	0.00	0	0.00	250	0.00	250	0.00
TRANSPORTATION PLANNING DIR	0	0.00	0	0.00	250	0.00	250	0.00
SENIOR ASSISTANT COUNSEL	0	0.00	0	0.00	1,000	0.00	1,000	0.00
EXTERNAL CIVIL RIGHTS DIRECTOR	0	0.00	0	0.00	250	0.00	250	0.00
REGIONAL COUNSEL	0	0.00	0	0.00	1,000	0.00	1,000	0.00
TOTAL - PS	0	0.00	0	0.00	331,610	0.00	331,610	0.00
GRAND TOTAL	\$0	0.00	\$0	0.00	\$331,610	0.00	\$331,610	0.00
GENERAL REVENUE	\$0	0.00	\$0	0.00	\$0	0.00	\$0	0.00
FEDERAL FUNDS	\$0	0.00	\$0	0.00	\$0	0.00	\$0	0.00
OTHER FUNDS	\$0	0.00	\$0	0.00	\$331,610	0.00	\$331,610	0.00

DECISION ITEM DETAIL

Budget Unit	FY 2013	FY 2013	FY 2014	FY 2014	FY 2015	FY 2015	FY 2015	FY 2015
Decision Item	ACTUAL	ACTUAL	BUDGET	BUDGET	DEPT REQ	DEPT REQ	GOV REC	GOV REC
Budget Object Class	DOLLAR	FTE	DOLLAR	FTE	DOLLAR	FTE	DOLLAR	FTE
MAINTENANCE								
Pay Plan FY14-Cost to Continue - 0000014								
MOTOR CARRIER AGENT	0	0.00	0	0.00	500	0.00	500	0.00
SR MOTOR CARRIER SERVICES ASST	0	0.00	0	0.00	250	0.00	250	0.00
INCIDENT MANAGEMENT COORDINATR	0	0.00	0	0.00	500	0.00	500	0.00
ADMINISTRATIVE TECHNICIAN	0	0.00	0	0.00	750	0.00	750	0.00
SR ADMINISTRATIVE TECHNICIAN	0	0.00	0	0.00	1,000	0.00	1,000	0.00
OFFICE ASSISTANT	0	0.00	0	0.00	250	0.00	250	0.00
SENIOR OFFICE ASSISTANT	0	0.00	0	0.00	3,250	0.00	3,250	0.00
EXECUTIVE ASSISTANT	0	0.00	0	0.00	750	0.00	750	0.00
GENERAL SERVICES TECHNICIAN	0	0.00	0	0.00	250	0.00	250	0.00
SENIOR GENERAL SERVICES TECHNI	0	0.00	0	0.00	250	0.00	250	0.00
SENIOR SYSTEM MANAGEMENT TECHN	0	0.00	0	0.00	250	0.00	250	0.00
SR MOTOR CARRIER TECHNICIAN	0	0.00	0	0.00	250	0.00	250	0.00
BRIDGE MAINTENANCE SUPERINTEND	0	0.00	0	0.00	250	0.00	250	0.00
BR MAINTENANCE SUPERVISOR	0	0.00	0	0.00	1,000	0.00	1,000	0.00
SENIOR BRIDGE MT WORKER	0	0.00	0	0.00	1,750	0.00	1,750	0.00
BRIDGE MT CREW LEADER	0	0.00	0	0.00	750	0.00	750	0.00
MAINTENANCE CREW LEADER	0	0.00	0	0.00	122,000	0.00	122,000	0.00
SENIOR MAINTENANCE TECHNICIAN	0	0.00	0	0.00	1,000	0.00	1,000	0.00
TRAFFIC SYSTEMS SUPERVISOR	0	0.00	0	0.00	1,000	0.00	1,000	0.00
SENIOR OUTDOOR ADVERTISING TEC	0	0.00	0	0.00	250	0.00	250	0.00
SENIOR CUSTOMER SERVICE REP	0	0.00	0	0.00	5,500	0.00	5,500	0.00
ASSISTANT EQUIPMENT TECHNICIAN	0	0.00	0	0.00	250	0.00	250	0.00
BRIDGE INSPECTION TECHNICIAN	0	0.00	0	0.00	1,250	0.00	1,250	0.00
CUSTOMER SERVICE REP	0	0.00	0	0.00	750	0.00	750	0.00
URBAN TRAFFIC SUPERVISOR	0	0.00	0	0.00	250	0.00	250	0.00
UTILITY LOCATOR	0	0.00	0	0.00	1,500	0.00	1,500	0.00
SENIOR TRAFFIC TECHNICIAN-NSS	0	0.00	0	0.00	500	0.00	500	0.00
INT MOTOR CARRIER AGENT	0	0.00	0	0.00	1,000	0.00	1,000	0.00
SR MOTOR CARRIER AGENT	0	0.00	0	0.00	5,250	0.00	5,250	0.00
INTERMEDIATE MAINTENANCE WRKR	0	0.00	0	0.00	101,750	0.00	101,750	0.00
MAINT SUPERINTENDENT	0	0.00	0	0.00	11,250	0.00	11,250	0.00
MAINTENANCE WORKER	0	0.00	0	0.00	32,000	0.00	32,000	0.00

DECISION ITEM DETAIL

Budget Unit	FY 2013	FY 2013	FY 2014	FY 2014	FY 2015	FY 2015	FY 2015	FY 2015
Decision Item	ACTUAL	ACTUAL	BUDGET	BUDGET	DEPT REQ	DEPT REQ	GOV REC	GOV REC
Budget Object Class	DOLLAR	FTE	DOLLAR	FTE	DOLLAR	FTE	DOLLAR	FTE
MAINTENANCE								
Pay Plan FY14-Cost to Continue - 0000014								
SENIOR MAINTENANCE WORKER	0	0.00	0	0.00	358,250	0.00	358,250	0.00
MAINTENANCE SUPERVISOR	0	0.00	0	0.00	46,250	0.00	46,250	0.00
ASST MAINTENANCE SUPERVISOR	0	0.00	0	0.00	12,500	0.00	12,500	0.00
TRAFFIC TECHNICIAN	0	0.00	0	0.00	250	0.00	250	0.00
INTER TRAFFIC TECHNICIAN	0	0.00	0	0.00	500	0.00	500	0.00
SENIOR TRAFFIC TECHNICIAN	0	0.00	0	0.00	5,000	0.00	5,000	0.00
FACILITY OPERATIONS SUPERVISOR	0	0.00	0	0.00	250	0.00	250	0.00
SENIOR ELECTRICIAN	0	0.00	0	0.00	15,500	0.00	15,500	0.00
TRAFFIC SUPERVISOR	0	0.00	0	0.00	2,250	0.00	2,250	0.00
EQUIPMENT TECHNICIAN	0	0.00	0	0.00	1,750	0.00	1,750	0.00
INTERMEDIATE EQUIPMENT TECH	0	0.00	0	0.00	4,500	0.00	4,500	0.00
SENIOR EQUIPMENT TECHNICIAN	0	0.00	0	0.00	34,000	0.00	34,000	0.00
EQUIPMENT TECHNICIAN SUPERVISO	0	0.00	0	0.00	3,500	0.00	3,500	0.00
ELECTRICIAN	0	0.00	0	0.00	7,500	0.00	7,500	0.00
ELECTRICIAN ASSISTANT	0	0.00	0	0.00	2,750	0.00	2,750	0.00
MCS SYSTEM & TRAINING ANALYST	0	0.00	0	0.00	750	0.00	750	0.00
TR COMMUNICATION SPECIALIST	0	0.00	0	0.00	250	0.00	250	0.00
SENIOR TRAFFIC SPECIALIST-NSS	0	0.00	0	0.00	250	0.00	250	0.00
SENIOR TRAFFIC SPECIALIST	0	0.00	0	0.00	6,500	0.00	6,500	0.00
MOTOR CARRIER COMPLIANCE SUPV	0	0.00	0	0.00	1,250	0.00	1,250	0.00
TRAFFIC SPECIALIST	0	0.00	0	0.00	500	0.00	500	0.00
TRAFFIC OPERATIONS SUPERVISOR	0	0.00	0	0.00	750	0.00	750	0.00
SPECIAL PROJECTS COORD	0	0.00	0	0.00	250	0.00	250	0.00
MC INVESTIGATIONS ADMINISTRATR	0	0.00	0	0.00	250	0.00	250	0.00
TRANSPORTATION PROGRAM MANAGEI	0	0.00	0	0.00	250	0.00	250	0.00
TRANSP ENFRMNT INVESTIGATOR	0	0.00	0	0.00	250	0.00	250	0.00
SR TRNS ENFRCEMNT INVESTIGATOR	0	0.00	0	0.00	6,000	0.00	6,000	0.00
TRANS ENFORCEMENT INVESTI SUPV	0	0.00	0	0.00	1,000	0.00	1,000	0.00
MC INVESTIGATIONS SPEC	0	0.00	0	0.00	500	0.00	500	0.00
HWY SAFETY PROG ADMINISTRATOR	0	0.00	0	0.00	250	0.00	250	0.00
ASST MOTOR CARRIER SERV DIRECT	0	0.00	0	0.00	250	0.00	250	0.00
OUTDOOR ADVERT PERMIT SPEC	0	0.00	0	0.00	500	0.00	500	0.00

DECISION ITEM DETAIL

Budget Unit	FY 2013	FY 2013	FY 2014	FY 2014	FY 2015	FY 2015	FY 2015	FY 2015
Decision Item	ACTUAL	ACTUAL	BUDGET	BUDGET	DEPT REQ	DEPT REQ	GOV REC	GOV REC
Budget Object Class	DOLLAR	FTE	DOLLAR	FTE	DOLLAR	FTE	DOLLAR	FTE
MAINTENANCE								
Pay Plan FY14-Cost to Continue - 0000014								
SR OUTDOOR ADVERTISING PERM SP	0	0.00	0	0.00	750	0.00	750	0.00
MOTOR CARRIER PROJECT MANAGER	0	0.00	0	0.00	750	0.00	750	0.00
COMMRCIAL MTR VEHICLE PROG MGR	0	0.00	0	0.00	250	0.00	250	0.00
SYSTEM MANAGEMENT SPECIALIST	0	0.00	0	0.00	825	0.00	825	0.00
OUTDOOR ADVERTISING MANAGER	0	0.00	0	0.00	250	0.00	250	0.00
OUTDOOR ADVERTISING SPECIALIST	0	0.00	0	0.00	250	0.00	250	0.00
INTER SYSTEM MANAGEMENT SPECIA	0	0.00	0	0.00	1,250	0.00	1,250	0.00
ENVIRONMENTAL COMPLNC MANAGER	0	0.00	0	0.00	1,500	0.00	1,500	0.00
INFO SYSTEMS TECHNOLOGIST	0	0.00	0	0.00	250	0.00	250	0.00
SR SYSTEM MANAGEMENT SPECIALIS	0	0.00	0	0.00	1,750	0.00	1,750	0.00
ROADSIDE MANAGEMENT SPEC	0	0.00	0	0.00	250	0.00	250	0.00
SPRVING BRIDGE INSPECTION EN	0	0.00	0	0.00	250	0.00	250	0.00
TRAFFIC LIAISON ENGINEER	0	0.00	0	0.00	750	0.00	750	0.00
INTERM PAVEMENT SPECIALIST	0	0.00	0	0.00	250	0.00	250	0.00
SENIOR PAVEMENT SPECIALIST	0	0.00	0	0.00	1,250	0.00	1,250	0.00
TRAFFIC MNGMNT & OPERATION ENG	0	0.00	0	0.00	500	0.00	500	0.00
SR TRAFFIC STUDIES SPECIAL-NSS	0	0.00	0	0.00	750	0.00	750	0.00
TRAFFIC SAFETY ENGINEER	0	0.00	0	0.00	250	0.00	250	0.00
STANDARDS SPECIALIST	0	0.00	0	0.00	250	0.00	250	0.00
DISTRICT MAINTENANCE ENGINEER	0	0.00	0	0.00	1,250	0.00	1,250	0.00
ASST DIST MAINTENANCE ENGINEER	0	0.00	0	0.00	1,500	0.00	1,500	0.00
ASST DIST MAINT & TRAFF ENGINE	0	0.00	0	0.00	500	0.00	500	0.00
DISTRICT MAINT & TRAFFIC ENGIN	0	0.00	0	0.00	500	0.00	500	0.00
STATEWIDE INCIDENT RESPONSE CO	0	0.00	0	0.00	250	0.00	250	0.00
AREA ENGINEER	0	0.00	0	0.00	5,000	0.00	5,000	0.00
DISTRICT TRAFFIC ENGINEER	0	0.00	0	0.00	1,250	0.00	1,250	0.00
DISTRICT BRIDGE ENGINEER	0	0.00	0	0.00	1,750	0.00	1,750	0.00
INT TR STUDIES SPECIALIST	0	0.00	0	0.00	2,000	0.00	2,000	0.00
TRAFFIC OPERATIONS ENGINEER	0	0.00	0	0.00	2,500	0.00	2,500	0.00
SENIOR TRAFFIC STUDIES SPECIAL	0	0.00	0	0.00	8,250	0.00	8,250	0.00
MAINTENANCE LIAISON ENGINEER	0	0.00	0	0.00	1,000	0.00	1,000	0.00
SR CONSTRUCTION INSPECTOR	0	0.00	0	0.00	500	0.00	500	0.00

DECISION ITEM DETAIL

Budget Unit	FY 2013	FY 2013	FY 2014	FY 2014	FY 2015	FY 2015	FY 2015	FY 2015
Decision Item	ACTUAL	ACTUAL	BUDGET	BUDGET	DEPT REQ	DEPT REQ	GOV REC	GOV REC
Budget Object Class	DOLLAR	FTE	DOLLAR	FTE	DOLLAR	FTE	DOLLAR	FTE
MAINTENANCE								
Pay Plan FY14-Cost to Continue - 0000014								
SIGN & MARKING ENGINEER	0	0.00	0	0.00	250	0.00	250	0.00
TRAFFIC STUDIES SPECIALIST	0	0.00	0	0.00	750	0.00	750	0.00
BRIDGE INSPECTION ENGINEER	0	0.00	0	0.00	250	0.00	250	0.00
MOTOR CARRIER SERVICES DIRECTR	0	0.00	0	0.00	250	0.00	250	0.00
STATE MAINTENANCE ENGINEER	0	0.00	0	0.00	250	0.00	250	0.00
HIGHWAY SAFETY DIRECTOR	0	0.00	0	0.00	250	0.00	250	0.00
SEASONAL MAINTENANCE WORKER	0	0.00	0	0.00	58,158	0.00	58,158	0.00
STATE TRAFFIC&HWY SAFTY ENGR	0	0.00	0	0.00	250	0.00	250	0.00
TOTAL - PS	0	0.00	0	0.00	910,983	0.00	910,983	0.00
GRAND TOTAL	\$0	0.00	\$0	0.00	\$910,983	0.00	\$910,983	0.00
GENERAL REVENUE	\$0	0.00	\$0	0.00	\$0	0.00	\$0	0.00
FEDERAL FUNDS	\$0	0.00	\$0	0.00	\$2,075	0.00	\$2,075	0.00
OTHER FUNDS	\$0	0.00	\$0	0.00	\$908,908	0.00	\$908,908	0.00

DECISION ITEM DETAIL

Budget Unit	FY 2013	FY 2013	FY 2014	FY 2014	FY 2015	FY 2015	FY 2015	FY 2015
Decision Item	ACTUAL	ACTUAL	BUDGET	BUDGET	DEPT REQ	DEPT REQ	GOV REC	GOV REC
Budget Object Class	DOLLAR	FTE	DOLLAR	FTE	DOLLAR	FTE	DOLLAR	FTE
FLEET,FACILITIES&INFO SYSTEMS								
Pay Plan FY14-Cost to Continue - 0000014								
OFFICE ASSISTANT	0	0.00	0	0.00	500	0.00	500	0.00
SENIOR OFFICE ASSISTANT	0	0.00	0	0.00	750	0.00	750	0.00
EXECUTIVE ASSISTANT	0	0.00	0	0.00	500	0.00	500	0.00
GENERAL SERVICES TECHNICIAN	0	0.00	0	0.00	2,000	0.00	2,000	0.00
SENIOR GENERAL SERVICES TECHNI	0	0.00	0	0.00	4,000	0.00	4,000	0.00
SENIOR SUPPLY AGENT	0	0.00	0	0.00	4,000	0.00	4,000	0.00
INFORMATION SYSTEMS TECHNICIAN	0	0.00	0	0.00	500	0.00	500	0.00
INTERMEDIATE IS TECHNICIAN	0	0.00	0	0.00	1,000	0.00	1,000	0.00
SENIOR INF SYSTEMS TECHNICIAN	0	0.00	0	0.00	1,500	0.00	1,500	0.00
FACILITY OPERATIONS CREW WORKE	0	0.00	0	0.00	1,500	0.00	1,500	0.00
BUILDING CUSTODIAN	0	0.00	0	0.00	500	0.00	500	0.00
SENIOR BUILDING CUSTODIAN	0	0.00	0	0.00	500	0.00	500	0.00
SR FACILITY OPERATIONS CREW WO	0	0.00	0	0.00	4,250	0.00	4,250	0.00
SUPPLY AGENT	0	0.00	0	0.00	750	0.00	750	0.00
FACILITY OPERATIONS SUPERVISOR	0	0.00	0	0.00	2,000	0.00	2,000	0.00
FACILITY OPERATIONS SPECIALIST	0	0.00	0	0.00	1,250	0.00	1,250	0.00
SENIOR FACILITY OPERATIONS SPE	0	0.00	0	0.00	4,750	0.00	4,750	0.00
AIRPLANE PILOT	0	0.00	0	0.00	125	0.00	125	0.00
AUTOMATION LIAISON ANALYST	0	0.00	0	0.00	1,250	0.00	1,250	0.00
EQUIP TECH SUPPORT SPECIALIST	0	0.00	0	0.00	500	0.00	500	0.00
SR GENERAL SERVICES SPEC	0	0.00	0	0.00	3,250	0.00	3,250	0.00
GENERAL SERVICES SPEC	0	0.00	0	0.00	1,500	0.00	1,500	0.00
INT INFO SYSTEMS TECHNOLOGIST	0	0.00	0	0.00	3,000	0.00	3,000	0.00
INF SYSTEMS PROJECT MANAGER	0	0.00	0	0.00	1,750	0.00	1,750	0.00
INFORMATION SYSTEMS SUPERVISOR	0	0.00	0	0.00	2,000	0.00	2,000	0.00
GENERAL SERVICES MANAGER	0	0.00	0	0.00	1,750	0.00	1,750	0.00
SENIOR PROCUREMENT AGENT	0	0.00	0	0.00	2,500	0.00	2,500	0.00
INTERMEDIATE PROCUREMENT AGENT	0	0.00	0	0.00	1,500	0.00	1,500	0.00
INFO SYS TECHNOLOGY SPECIALIST	0	0.00	0	0.00	1,000	0.00	1,000	0.00
PROCUREMENT AGENT	0	0.00	0	0.00	250	0.00	250	0.00
CENTRAL OFFICE GENERAL SERV MG	0	0.00	0	0.00	750	0.00	750	0.00
INTERM GEN SERV SPECIALIST	0	0.00	0	0.00	500	0.00	500	0.00

DECISION ITEM DETAIL

Budget Unit	FY 2013	FY 2013	FY 2014	FY 2014	FY 2015	FY 2015	FY 2015	FY 2015
Decision Item	ACTUAL	ACTUAL	BUDGET	BUDGET	DEPT REQ	DEPT REQ	GOV REC	GOV REC
Budget Object Class	DOLLAR	FTE	DOLLAR	FTE	DOLLAR	FTE	DOLLAR	FTE
FLEET,FACILITIES&INFO SYSTEMS								
Pay Plan FY14-Cost to Continue - 0000014								
DIST INFORMATION SYSTM MANAGER	0	0.00	0	0.00	1,000	0.00	1,000	0.00
LEAD INFO SYSTEMS TECHNOLOGIST	0	0.00	0	0.00	7,500	0.00	7,500	0.00
ASST IS DIRECTOR	0	0.00	0	0.00	250	0.00	250	0.00
INFO SYSTEMS TECHNOLOGIST	0	0.00	0	0.00	2,750	0.00	2,750	0.00
SR INFO SYSTEMS TECHNOLOGIST	0	0.00	0	0.00	10,938	0.00	10,938	0.00
GENERAL SERVICES DIRECTOR	0	0.00	0	0.00	250	0.00	250	0.00
INFO SYSTEMS DIRECTOR	0	0.00	0	0.00	250	0.00	250	0.00
TOTAL - PS	0	0.00	0	0.00	74,813	0.00	74,813	0.00
GRAND TOTAL	\$0	0.00	\$0	0.00	\$74,813	0.00	\$74,813	0.00
GENERAL REVENUE	\$0	0.00	\$0	0.00	\$0	0.00	\$0	0.00
FEDERAL FUNDS	\$0	0.00	\$0	0.00	\$0	0.00	\$0	0.00
OTHER FUNDS	\$0	0.00	\$0	0.00	\$74,813	0.00	\$74,813	0.00

DECISION ITEM DETAIL

Budget Unit	FY 2013	FY 2013	FY 2014	FY 2014	FY 2015	FY 2015	FY 2015	FY 2015
Decision Item	ACTUAL	ACTUAL	BUDGET	BUDGET	DEPT REQ	DEPT REQ	GOV REC	GOV REC
Budget Object Class	DOLLAR	FTE	DOLLAR	FTE	DOLLAR	FTE	DOLLAR	FTE
MULTIMODAL OPERATIONS ADMIN								
Pay Plan FY14-Cost to Continue - 0000014								
RAIL SAFETY SPECIALIST	0	0.00	0	0.00	750	0.00	750	0.00
SR RAILROAD SAFETY INSPECTOR	0	0.00	0	0.00	1,000	0.00	1,000	0.00
SR ADMINISTRATIVE TECHNICIAN	0	0.00	0	0.00	250	0.00	250	0.00
EXECUTIVE ASSISTANT	0	0.00	0	0.00	251	0.00	251	0.00
FINANCIAL SERVICES TECHNICIAN	0	0.00	0	0.00	251	0.00	251	0.00
AIRPORT PROJECT TECHNICIAN	0	0.00	0	0.00	250	0.00	250	0.00
RAILROAD SAFETY INSPECTOR	0	0.00	0	0.00	250	0.00	250	0.00
AIRPLANE PILOT	0	0.00	0	0.00	125	0.00	125	0.00
AVIATION OPERATIONS MANAGER	0	0.00	0	0.00	250	0.00	250	0.00
RAILROAD OPERATIONS MANAGER	0	0.00	0	0.00	250	0.00	250	0.00
INTERM MULTIMODAL OPER SPECIAL	0	0.00	0	0.00	825	0.00	825	0.00
MULTIMODAL OPERATIONS SPECIALI	0	0.00	0	0.00	500	0.00	500	0.00
SR MULTIMODAL OPER SPECIALIST	0	0.00	0	0.00	750	0.00	750	0.00
ADMINISTRATOR OF FREIGHT DEVEL	0	0.00	0	0.00	250	0.00	250	0.00
SR FINANCIAL SERVICES SPECIALI	0	0.00	0	0.00	249	0.00	249	0.00
ADMINISTRATOR OF AVIATION	0	0.00	0	0.00	250	0.00	250	0.00
ADMINISTRATOR OF RAILROADS	0	0.00	0	0.00	250	0.00	250	0.00
ADMINISTRATOR OF TRANSIT	0	0.00	0	0.00	251	0.00	251	0.00
RAILROAD PROJECTS MANAGER	0	0.00	0	0.00	250	0.00	250	0.00
AVIATION PROGRAMS MANAGER	0	0.00	0	0.00	250	0.00	250	0.00
INTER TRANSPORTATION PLANNER	0	0.00	0	0.00	125	0.00	125	0.00
SR CONSTRUCTION INSPECTOR	0	0.00	0	0.00	250	0.00	250	0.00
AIRPORT PROJECT MANAGER	0	0.00	0	0.00	250	0.00	250	0.00
MULTIMODAL OPRATNS DIRECTOR	0	0.00	0	0.00	249	0.00	249	0.00
TOTAL - PS	0	0.00	0	0.00	8,326	0.00	8,326	0.00
GRAND TOTAL	\$0	0.00	\$0	0.00	\$8,326	0.00	\$8,326	0.00
GENERAL REVENUE	\$0	0.00	\$0	0.00	\$0	0.00	\$0	0.00
FEDERAL FUNDS	\$0	0.00	\$0	0.00	\$1,778	0.00	\$1,778	0.00
OTHER FUNDS	\$0	0.00	\$0	0.00	\$6,548	0.00	\$6,548	0.00

NEW DECISION ITEM
RANK: 3 OF 17

Department of Transportation	Budget Unit Department Wide
Division: Department Wide	
DI Name: General Structure Adjustment - Cost of Living	DI#: 000015

1. AMOUNT OF REQUEST

	FY 2015 Budget Request					FY 2015 Governor's Recommendation				
	GR	Federal	Other	Total		GR	Federal	Other	Total	
PS	\$0	\$0	\$0	\$0	PS	\$0	\$ 8,488	\$ 3,268,488	\$ 3,276,976	E
EE	\$0	\$0	\$0	\$0	EE	\$0	\$0	\$0	\$0	
PSD	\$0	\$0	\$0	\$0	PSD	\$0	\$0	\$0	\$0	
TRF	\$0	\$0	\$0	\$0	TRF	\$0	\$0	\$0	\$0	
Total	<u>\$0</u>	<u>\$0</u>	<u>\$0</u>	<u>\$0</u>	Total	<u>\$0</u>	<u>\$ 8,488</u>	<u>\$ 3,268,488</u>	<u>\$ 3,276,976</u>	
FTE	0.00	0.00	0.00	0.00	FTE	0.00	0.00	0.00	0.00	

Est. Fringe	\$0	\$0	\$0	\$0
--------------------	-----	-----	-----	-----

Note: Fringes budgeted in House Bill 5 except for certain fringes budgeted directly to MoDOT, Highway Patrol, and Conservation.

Est. Fringe	\$0	\$4,988	\$1,920,563	\$1,925,551
--------------------	-----	---------	-------------	-------------

Note: Fringes budgeted in House Bill 5 except for certain fringes budgeted directly to MoDOT, Highway Patrol, and Conservation.

Other Funds:

2. THIS REQUEST CAN BE CATEGORIZED AS:

<input type="checkbox"/> New Legislation	<input type="checkbox"/> New Program	<input type="checkbox"/> Fund Switch
<input type="checkbox"/> Federal Mandate	<input type="checkbox"/> Program Expansion	<input type="checkbox"/> Cost to Continue
<input type="checkbox"/> GR Pick-Up	<input type="checkbox"/> Space Request	<input type="checkbox"/> Equipment Replacement
<input checked="" type="checkbox"/> Pay Plan	<input type="checkbox"/> Other: _____	

3. WHY IS THIS FUNDING NEEDED? PROVIDE AN EXPLANATION FOR ITEMS CHECKED IN #2. INCLUDE THE FEDERAL OR STATE STATUTORY OR CONSTITUTIONAL AUTHORIZATION FOR THIS PROGRAM.

The Governor's Fiscal Year 2015 budget includes a three percent pay raise for state employees, beginning January 1, 2015.

NEW DECISION ITEM

RANK: 3 OF 17

Department of Transportation	Budget Unit <u>Department Wide</u>
Division: Department Wide	
DI Name: General Structure Adjustment - Cost of Living	DI#: <u>0000015</u>

4. DESCRIBE THE DETAILED ASSUMPTIONS USED TO DERIVE THE SPECIFIC REQUESTED AMOUNT. (How did you determine that the requested number of FTE were appropriate? From what source or standard did you derive the requested levels of funding? Were alternatives such as outsourcing or automation considered? If based on new legislation, does request tie to TAFP fiscal note? If not, explain why. Detail which portions of the request are one-times and how those amounts were calculated.)

Three percent of the core personal services appropriation amounts was calculated. That amount was then adjusted to reflect 11 pay periods which is the number of pay periods that would be paid in Fiscal Year 2015 after January 1, 2015.

5. BREAK DOWN THE REQUEST BY BUDGET OBJECT CLASS, JOB CLASS, AND FUND SOURCE. IDENTIFY ONE-TIME COSTS.

Budget Object Class/Job Class	Dept Req GR DOLLARS	Dept Req GR FTE	Dept Req FED DOLLARS	Dept Req FED FTE	Dept Req OTHER DOLLARS	Dept Req OTHER FTE	Dept Req TOTAL DOLLARS	Dept Req TOTAL FTE	Dept Req One-Time DOLLARS
							\$0	\$0	
							\$0	\$0	
Total PS	\$0	\$0	\$0	\$0	\$0	\$0	\$0	\$0	\$0
Grand Total	\$0	\$0	\$0	\$0	\$0	\$0	\$0	\$0	\$0

Budget Object Class/Job Class	Gov Rec GR DOLLARS	Gov Rec GR FTE	Gov Rec FED DOLLARS	Gov Rec FED FTE	Gov Rec OTHER DOLLARS	Gov Rec OTHER FTE	Gov Rec TOTAL DOLLARS	Gov Rec TOTAL FTE	Gov Rec One-Time DOLLARS
							\$0	\$0	
			\$8,488		\$3,268,488		\$3,276,976	\$0	
Total PS	\$0	\$0	\$8,488	\$0	\$3,268,488	\$0	\$3,276,976	\$0	\$0
Grand Total	\$0	\$0	\$8,488	\$0	\$3,268,488	\$0	\$3,276,976	\$0	\$0

DECISION ITEM DETAIL

Budget Unit	FY 2013	FY 2013	FY 2014	FY 2014	FY 2015	FY 2015	FY 2015	FY 2015
Decision Item	ACTUAL	ACTUAL	BUDGET	BUDGET	DEPT REQ	DEPT REQ	GOV REC	GOV REC
Budget Object Class	DOLLAR	FTE	DOLLAR	FTE	DOLLAR	FTE	DOLLAR	FTE
ADMINISTRATION								
Pay Plan FY15-COLA - 0000015								
ADMINISTRATIVE TECHNICIAN	0	0.00	0	0.00	0	0.00	896	0.00
SR ADMINISTRATIVE TECHNICIAN	0	0.00	0	0.00	0	0.00	2,025	0.00
OFFICE ASSISTANT	0	0.00	0	0.00	0	0.00	351	0.00
SENIOR OFFICE ASSISTANT	0	0.00	0	0.00	0	0.00	3,078	0.00
EXECUTIVE ASSISTANT	0	0.00	0	0.00	0	0.00	7,370	0.00
FINANCIAL SERVICES TECHNICIAN	0	0.00	0	0.00	0	0.00	3,757	0.00
SENIOR FINANCIAL SERVICES TECH	0	0.00	0	0.00	0	0.00	14,182	0.00
HUMAN RESOURCES TECHNICIAN	0	0.00	0	0.00	0	0.00	715	0.00
SENIOR HUMAN RESOURCES TECHNIC	0	0.00	0	0.00	0	0.00	5,778	0.00
RISK MANAGEMENT TECHNICIAN	0	0.00	0	0.00	0	0.00	488	0.00
SENIOR RISK MANAGEMENT TECHNIC	0	0.00	0	0.00	0	0.00	7,354	0.00
SENIOR MAINTENANCE TECHNICIAN	0	0.00	0	0.00	0	0.00	497	0.00
SR EXECUTIVE ASST TO THE DIREC	0	0.00	0	0.00	0	0.00	677	0.00
SENIOR EXECUTIVE ASSISTANT	0	0.00	0	0.00	0	0.00	2,157	0.00
PRINTING TECHNICIAN	0	0.00	0	0.00	0	0.00	471	0.00
LEGAL SECRETARY	0	0.00	0	0.00	0	0.00	1,396	0.00
SENIOR PRINTING TECHNICIAN	0	0.00	0	0.00	0	0.00	1,086	0.00
SENIOR INVESTIGATOR	0	0.00	0	0.00	0	0.00	2,617	0.00
INTERMEDIATE INVESTIGATOR	0	0.00	0	0.00	0	0.00	626	0.00
SR EMPLOYEE DEVELOPMENT SPECIA	0	0.00	0	0.00	0	0.00	2,024	0.00
SR GOVT RELATIONS SPECIALIST	0	0.00	0	0.00	0	0.00	690	0.00
EMPLOYEE DEVELOPMENT SPECIALIS	0	0.00	0	0.00	0	0.00	1,038	0.00
INVESTIGATION MANAGER	0	0.00	0	0.00	0	0.00	771	0.00
BUS SYST SUPP SPECIALIST	0	0.00	0	0.00	0	0.00	638	0.00
OUTREACH COORDINATOR	0	0.00	0	0.00	0	0.00	2,314	0.00
SPECIAL PROJECTS COORD	0	0.00	0	0.00	0	0.00	2,887	0.00
FINANCIAL SERVICES ADMINISTRAT	0	0.00	0	0.00	0	0.00	2,758	0.00
DISTRICT SFTY & HLTH MGR	0	0.00	0	0.00	0	0.00	5,373	0.00
COMMUNITY LIAISON	0	0.00	0	0.00	0	0.00	1,315	0.00
SR ORGANIZATIONAL PERF ANALYST	0	0.00	0	0.00	0	0.00	1,359	0.00
INT ORGANIZATIONAL PERFORM ANA	0	0.00	0	0.00	0	0.00	594	0.00
SR BENEFITS SPECIALIST	0	0.00	0	0.00	0	0.00	638	0.00

DECISION ITEM DETAIL

Budget Unit	FY 2013	FY 2013	FY 2014	FY 2014	FY 2015	FY 2015	FY 2015	FY 2015
Decision Item	ACTUAL	ACTUAL	BUDGET	BUDGET	DEPT REQ	DEPT REQ	GOV REC	GOV REC
Budget Object Class	DOLLAR	FTE	DOLLAR	FTE	DOLLAR	FTE	DOLLAR	FTE
ADMINISTRATION								
Pay Plan FY15-COLA - 0000015								
INTER BENEFITS SPECIALIST	0	0.00	0	0.00	0	0.00	612	0.00
SENIOR PARALEGAL	0	0.00	0	0.00	0	0.00	638	0.00
PARALEGAL	0	0.00	0	0.00	0	0.00	515	0.00
INTERMEDIATE PARALEGAL	0	0.00	0	0.00	0	0.00	1,244	0.00
LEGAL OFFICE MANAGER	0	0.00	0	0.00	0	0.00	638	0.00
SENIOR MULTIMEDIA SERVICES SPE	0	0.00	0	0.00	0	0.00	1,562	0.00
BUSINESS SYST SUPPORT MANAGER	0	0.00	0	0.00	0	0.00	801	0.00
SENIOR DATA REPORT ANALYST	0	0.00	0	0.00	0	0.00	2,048	0.00
EMPLOYEE BENEFITS MANAGER	0	0.00	0	0.00	0	0.00	757	0.00
RESOURCE MANAGEMENT SPECIALIST	0	0.00	0	0.00	0	0.00	1,515	0.00
RISK MANAGEMENT SPECIALIST	0	0.00	0	0.00	0	0.00	515	0.00
AUDIT MANAGER	0	0.00	0	0.00	0	0.00	1,575	0.00
ASST TO THE DIST ENGINEER	0	0.00	0	0.00	0	0.00	3,170	0.00
INTERMEDIATE RM ANALYST	0	0.00	0	0.00	0	0.00	1,187	0.00
EMPLOYEE DEVELOPMENT MANAGER	0	0.00	0	0.00	0	0.00	816	0.00
CUSTOMER RELATIONS MANAGER	0	0.00	0	0.00	0	0.00	7,198	0.00
INTERMEDIATE SAFETY OFFICER	0	0.00	0	0.00	0	0.00	573	0.00
SENIOR SAFETY OFFICER	0	0.00	0	0.00	0	0.00	3,438	0.00
INTERM CUSTOMER RELATIONS SPE	0	0.00	0	0.00	0	0.00	2,884	0.00
SR RESOURCE MGT ANALYST	0	0.00	0	0.00	0	0.00	1,513	0.00
CENTRAL OFFICE SFTY&HEALTH MGR	0	0.00	0	0.00	0	0.00	757	0.00
SAFETY OFFICER	0	0.00	0	0.00	0	0.00	1,617	0.00
INT HUMAN RESOURCES SPECLST	0	0.00	0	0.00	0	0.00	2,884	0.00
CUSTOMER RELATIONS COORDINATO	0	0.00	0	0.00	0	0.00	1,700	0.00
SR CUSTOMER RELATIONS SPECIAL	0	0.00	0	0.00	0	0.00	7,638	0.00
INTERM FINANCIAL SERV SPECIALI	0	0.00	0	0.00	0	0.00	626	0.00
SENIOR AUDITOR	0	0.00	0	0.00	0	0.00	10,106	0.00
FINANCIAL SERVICES SPECIALIST	0	0.00	0	0.00	0	0.00	2,639	0.00
EMPLOYMENT MANAGER	0	0.00	0	0.00	0	0.00	743	0.00
COMPENSATION MANAGER	0	0.00	0	0.00	0	0.00	880	0.00
SUPPORT SERVICES MANAGER	0	0.00	0	0.00	0	0.00	5,627	0.00
CLAIMS ADMINISTRATION MGR	0	0.00	0	0.00	0	0.00	1,515	0.00

DECISION ITEM DETAIL

Budget Unit	FY 2013	FY 2013	FY 2014	FY 2014	FY 2015	FY 2015	FY 2015	FY 2015
Decision Item	ACTUAL	ACTUAL	BUDGET	BUDGET	DEPT REQ	DEPT REQ	GOV REC	GOV REC
Budget Object Class	DOLLAR	FTE	DOLLAR	FTE	DOLLAR	FTE	DOLLAR	FTE
ADMINISTRATION								
Pay Plan FY15-COLA - 0000015								
INT GOVERNMENTAL RELATIONS SPE	0	0.00	0	0.00	0	0.00	573	0.00
SR RISK MGMT SPECIALIST	0	0.00	0	0.00	0	0.00	4,470	0.00
ASST HUMAN RESOURCE DIRECTOR	0	0.00	0	0.00	0	0.00	1,238	0.00
FINANCIAL SERVICES MANAGER	0	0.00	0	0.00	0	0.00	2,258	0.00
SR FINANCIAL SERVICES SPECIALI	0	0.00	0	0.00	0	0.00	17,325	0.00
INTERMEDIATE AUDITOR	0	0.00	0	0.00	0	0.00	1,205	0.00
CUSTOMER RELATIONS SPECIALIST	0	0.00	0	0.00	0	0.00	1,038	0.00
HUMAN RESOURCES SPECIALIST	0	0.00	0	0.00	0	0.00	1,071	0.00
SR HR SPECIALIST	0	0.00	0	0.00	0	0.00	12,994	0.00
HUMAN RESOURCES MANAGER	0	0.00	0	0.00	0	0.00	5,675	0.00
ASSISTANT DISTRICT ENGINEER	0	0.00	0	0.00	0	0.00	12,848	0.00
ORGANIZATIONAL PERFORMANCE SPE	0	0.00	0	0.00	0	0.00	1,606	0.00
SENIOR ADMINISTRATIVE COUNSEL	0	0.00	0	0.00	0	0.00	1,924	0.00
CHIEF ENGINEER	0	0.00	0	0.00	0	0.00	1,850	0.00
ASST CHIEF COUNSEL-HUMAN RSRCS	0	0.00	0	0.00	0	0.00	1,573	0.00
DISTRICT ENGINEER	0	0.00	0	0.00	0	0.00	9,861	0.00
HUMAN RESOURCES DIRECTOR	0	0.00	0	0.00	0	0.00	1,443	0.00
AUDITS & INVESTIGATIONS DIR	0	0.00	0	0.00	0	0.00	1,322	0.00
ASSISTANT CHIEF ENGINEER	0	0.00	0	0.00	0	0.00	1,684	0.00
GOVERNMENTAL RELATIONS DIRECTO	0	0.00	0	0.00	0	0.00	1,238	0.00
CUSTOMER RELATIONS DIRECTOR	0	0.00	0	0.00	0	0.00	1,322	0.00
CHIEF FINANCIAL OFFICER	0	0.00	0	0.00	0	0.00	1,797	0.00
DIR, DEPT OF TRANSPORTATION	0	0.00	0	0.00	0	0.00	2,315	0.00
ASST CHIEF COUNSEL-RISK MNGMNT	0	0.00	0	0.00	0	0.00	1,573	0.00
SENIOR ASSISTANT COUNSEL	0	0.00	0	0.00	0	0.00	2,413	0.00
RISK AND BENEFITS MGT DIRECTOR	0	0.00	0	0.00	0	0.00	1,322	0.00
EQUAL OP & DIVERSITY DIRECTOR	0	0.00	0	0.00	0	0.00	1,238	0.00
FINANCIAL SERVICES DIRECTOR	0	0.00	0	0.00	0	0.00	1,387	0.00
ASST CHIEF COUNSEL-PROJ DEVEL	0	0.00	0	0.00	0	0.00	1,573	0.00
ASST CHIEF COUNSEL - ADMIN	0	0.00	0	0.00	0	0.00	1,400	0.00
CHIEF COUNSEL	0	0.00	0	0.00	0	0.00	1,696	0.00

DECISION ITEM DETAIL

Budget Unit	FY 2013	FY 2013	FY 2014	FY 2014	FY 2015	FY 2015	FY 2015	FY 2015
Decision Item	ACTUAL	ACTUAL	BUDGET	BUDGET	DEPT REQ	DEPT REQ	GOV REC	GOV REC
Budget Object Class	DOLLAR	FTE	DOLLAR	FTE	DOLLAR	FTE	DOLLAR	FTE
ADMINISTRATION								
Pay Plan FY15-COLA - 0000015								
SECRETARY TO THE COMMISSION	0	0.00	0	0.00	0	0.00	897	0.00
TOTAL - PS	0	0.00	0	0.00	0	0.00	249,980	0.00
GRAND TOTAL	\$0	0.00	\$0	0.00	\$0	0.00	\$249,980	0.00
GENERAL REVENUE	\$0	0.00	\$0	0.00	\$0	0.00	\$0	0.00
FEDERAL FUNDS	\$0	0.00	\$0	0.00	\$0	0.00	\$0	0.00
OTHER FUNDS	\$0	0.00	\$0	0.00	\$0	0.00	\$249,980	0.00

DECISION ITEM DETAIL

Budget Unit	FY 2013	FY 2013	FY 2014	FY 2014	FY 2015	FY 2015	FY 2015	FY 2015
Decision Item	ACTUAL	ACTUAL	BUDGET	BUDGET	DEPT REQ	DEPT REQ	GOV REC	GOV REC
Budget Object Class	DOLLAR	FTE	DOLLAR	FTE	DOLLAR	FTE	DOLLAR	FTE
CONSTRUCTION								
Pay Plan FY15-COLA - 0000015								
INCIDENT MANAGEMENT COORDINATR	0	0.00	0	0.00	0	0.00	2,071	0.00
ADMINISTRATIVE TECHNICIAN	0	0.00	0	0.00	0	0.00	2,690	0.00
SR ADMINISTRATIVE TECHNICIAN	0	0.00	0	0.00	0	0.00	2,818	0.00
SENIOR OFFICE ASSISTANT	0	0.00	0	0.00	0	0.00	4,572	0.00
EXECUTIVE ASSISTANT	0	0.00	0	0.00	0	0.00	4,097	0.00
PLANNING TECHNICIAN	0	0.00	0	0.00	0	0.00	396	0.00
INTERMEDIATE PLANNING TECHNICI	0	0.00	0	0.00	0	0.00	1,419	0.00
SENIOR PLANNING TECHNICIAN	0	0.00	0	0.00	0	0.00	4,956	0.00
SUPPLY OFFICE ASSISTANT	0	0.00	0	0.00	0	0.00	410	0.00
SENIOR RIGHT OF WAY TECHNICIAN	0	0.00	0	0.00	0	0.00	3,012	0.00
MATERIALS TESTING SUPERVISOR	0	0.00	0	0.00	0	0.00	1,980	0.00
MATERIALS TESTING SPECIALIST	0	0.00	0	0.00	0	0.00	1,731	0.00
TRAFFIC SYSTEMS SUPERVISOR	0	0.00	0	0.00	0	0.00	1,156	0.00
SR PHOTOGRAMMETRIC TECH	0	0.00	0	0.00	0	0.00	506	0.00
DIV ADMIN SUPPORT SUPERVISOR	0	0.00	0	0.00	0	0.00	1,156	0.00
CONST PROJECT OFFICE ASSISTANT	0	0.00	0	0.00	0	0.00	13,338	0.00
LEGAL SECRETARY	0	0.00	0	0.00	0	0.00	1,269	0.00
SENIOR CORE DRILL ASSISTANT	0	0.00	0	0.00	0	0.00	2,753	0.00
CORE DRILL ASSISTANT	0	0.00	0	0.00	0	0.00	652	0.00
CORE DRILL OPERATOR	0	0.00	0	0.00	0	0.00	2,113	0.00
CORE DRILL SUPERINTENDENT	0	0.00	0	0.00	0	0.00	743	0.00
INTER CORE DRILL ASSISTANT	0	0.00	0	0.00	0	0.00	410	0.00
CORE DRILL SUPERVISOR	0	0.00	0	0.00	0	0.00	638	0.00
MOTORIST ASSISTANCE OPERATOR	0	0.00	0	0.00	0	0.00	19,840	0.00
MOTOR ASSISTANCE SHIFT SUPV	0	0.00	0	0.00	0	0.00	2,953	0.00
SENIOR MATERIALS TECHNICIAN	0	0.00	0	0.00	0	0.00	12,083	0.00
CONSTRUCTION TECHNICIAN	0	0.00	0	0.00	0	0.00	1,094	0.00
SR CONSTRUCTION TECHNICIAN	0	0.00	0	0.00	0	0.00	45,168	0.00
INTERMEDIATE DESIGN TECHNICN	0	0.00	0	0.00	0	0.00	817	0.00
INTER CONSTRUCTION TECH	0	0.00	0	0.00	0	0.00	9,877	0.00
SENIOR DESIGN TECHNICIAN	0	0.00	0	0.00	0	0.00	14,985	0.00
INTER MATERIALS TECH	0	0.00	0	0.00	0	0.00	811	0.00

DECISION ITEM DETAIL

Budget Unit	FY 2013	FY 2013	FY 2014	FY 2014	FY 2015	FY 2015	FY 2015	FY 2015
Decision Item	ACTUAL	ACTUAL	BUDGET	BUDGET	DEPT REQ	DEPT REQ	GOV REC	GOV REC
Budget Object Class	DOLLAR	FTE	DOLLAR	FTE	DOLLAR	FTE	DOLLAR	FTE
CONSTRUCTION								
Pay Plan FY15-COLA - 0000015								
SURVEY TECHNICIAN	0	0.00	0	0.00	0	0.00	1,087	0.00
SENIOR SURVEY TECHNICIAN	0	0.00	0	0.00	0	0.00	10,555	0.00
LAND SURVEYOR IN TRAINING	0	0.00	0	0.00	0	0.00	5,304	0.00
LAND SURVEY COORDINATOR	0	0.00	0	0.00	0	0.00	786	0.00
DISTRICT LAND SURVEY MANAGER	0	0.00	0	0.00	0	0.00	3,772	0.00
SENIOR FIELD ACQUISITION TECHN	0	0.00	0	0.00	0	0.00	1,076	0.00
INTER FLD ACQUISITION TECH	0	0.00	0	0.00	0	0.00	2,280	0.00
LEAD FIELD ACQUISITION TECH	0	0.00	0	0.00	0	0.00	1,609	0.00
LAND SURVEY SUPERVISOR	0	0.00	0	0.00	0	0.00	3,594	0.00
LAND SURVEYOR	0	0.00	0	0.00	0	0.00	10,719	0.00
DST OFFICE SERVICES SUPERVISOR	0	0.00	0	0.00	0	0.00	615	0.00
SENIOR CADD SUPPORT SPECIALIST	0	0.00	0	0.00	0	0.00	638	0.00
SENIOR CARTOGRAPHER	0	0.00	0	0.00	0	0.00	524	0.00
SENIOR TRAFFIC SPECIALIST	0	0.00	0	0.00	0	0.00	1,120	0.00
LEGAL ASSISTANT	0	0.00	0	0.00	0	0.00	424	0.00
FABRICATION TECHNICIAN	0	0.00	0	0.00	0	0.00	665	0.00
STRUCTURAL ANALYST	0	0.00	0	0.00	0	0.00	2,553	0.00
SENIOR STRUCTURAL TECHNICIAN	0	0.00	0	0.00	0	0.00	2,899	0.00
CONSTRUCTION CONTRACT ADMINIST	0	0.00	0	0.00	0	0.00	562	0.00
DIST FINAL PLANS & REP PROC	0	0.00	0	0.00	0	0.00	4,351	0.00
FINAL PLANS REVIEWER	0	0.00	0	0.00	0	0.00	650	0.00
FLD ACQUISITION COORDINATOR	0	0.00	0	0.00	0	0.00	716	0.00
STRUCTURAL SPECIALIST	0	0.00	0	0.00	0	0.00	3,953	0.00
SR FABRICATION TECHNICIAN	0	0.00	0	0.00	0	0.00	3,056	0.00
INTER STRUCTURAL TECHNICIAN	0	0.00	0	0.00	0	0.00	439	0.00
BRIDGE INVENTORY ANALYST	0	0.00	0	0.00	0	0.00	1,095	0.00
MARKET ANALYSIS COORDINATOR	0	0.00	0	0.00	0	0.00	787	0.00
INT INFO SYSTEMS TECHNOLOGIST	0	0.00	0	0.00	0	0.00	1,641	0.00
CIVIL RIGHTS SPECIALIST	0	0.00	0	0.00	0	0.00	515	0.00
INT CIVIL RIGHTS SPECIALIST	0	0.00	0	0.00	0	0.00	573	0.00
SR CIVIL RIGHTS SPECIALIST	0	0.00	0	0.00	0	0.00	3,918	0.00
ENVIRONMENTAL SPECIALIST	0	0.00	0	0.00	0	0.00	594	0.00

DECISION ITEM DETAIL

Budget Unit	FY 2013	FY 2013	FY 2014	FY 2014	FY 2015	FY 2015	FY 2015	FY 2015
Decision Item	ACTUAL	ACTUAL	BUDGET	BUDGET	DEPT REQ	DEPT REQ	GOV REC	GOV REC
Budget Object Class	DOLLAR	FTE	DOLLAR	FTE	DOLLAR	FTE	DOLLAR	FTE
CONSTRUCTION								
Pay Plan FY15-COLA - 0000015								
INT ENVIRONMENTAL SPECIALIST	0	0.00	0	0.00	0	0.00	573	0.00
SR ENVIRONMENTAL SPECIALIST	0	0.00	0	0.00	0	0.00	8,225	0.00
INTRM HISTORIC PRESERVATION SP	0	0.00	0	0.00	0	0.00	1,166	0.00
SENIOR GIS SPECIALIST	0	0.00	0	0.00	0	0.00	1,914	0.00
SR HISTORIC PRESERVATION SPECI	0	0.00	0	0.00	0	0.00	7,170	0.00
SENIOR PARALEGAL	0	0.00	0	0.00	0	0.00	3,893	0.00
TRANSPORTATION PLANNING SPECIA	0	0.00	0	0.00	0	0.00	7,887	0.00
PARALEGAL	0	0.00	0	0.00	0	0.00	543	0.00
WETLAND COORDINATOR	0	0.00	0	0.00	0	0.00	801	0.00
SENIOR CHEMIST	0	0.00	0	0.00	0	0.00	3,957	0.00
CONSTR MANGMNT SYSTEMS ADMINIS	0	0.00	0	0.00	0	0.00	832	0.00
TRANSP MGT SYS ADMINISTRATOR	0	0.00	0	0.00	0	0.00	3,570	0.00
DESIGN MGT SYSTEMS ADMINISTRAT	0	0.00	0	0.00	0	0.00	863	0.00
GIS SPECIALIST	0	0.00	0	0.00	0	0.00	1,097	0.00
INT GIS SPECIALIST	0	0.00	0	0.00	0	0.00	573	0.00
ENVIRONMENTAL CHEMIST	0	0.00	0	0.00	0	0.00	3,190	0.00
TRANSPORTATION DATA ANALYST	0	0.00	0	0.00	0	0.00	677	0.00
ENVIRONMENTAL COMPLNC MANAGER	0	0.00	0	0.00	0	0.00	1,410	0.00
SR INFO SYSTEMS TECHNOLOGIST	0	0.00	0	0.00	0	0.00	2,443	0.00
SR R/W SPECIALIST	0	0.00	0	0.00	0	0.00	20,119	0.00
RIGHT OF WAY SPECIALIST	0	0.00	0	0.00	0	0.00	515	0.00
CHEMICAL LABORATORY DIRECTOR	0	0.00	0	0.00	0	0.00	897	0.00
ASST RIGHT OF WAY MNGR-CERTIFI	0	0.00	0	0.00	0	0.00	3,364	0.00
RIGHT OF WAY MANAGER	0	0.00	0	0.00	0	0.00	7,492	0.00
RIGHT OF WAY LIAISON	0	0.00	0	0.00	0	0.00	863	0.00
CERTIFIED APPRAISER	0	0.00	0	0.00	0	0.00	8,696	0.00
DESIGN LIAISON ENGINEER	0	0.00	0	0.00	0	0.00	3,278	0.00
ESTIMATE AND REVIEW ENGINEER	0	0.00	0	0.00	0	0.00	863	0.00
RESEARCH ENGINEER	0	0.00	0	0.00	0	0.00	832	0.00
SR RESEARCH ANALYST	0	0.00	0	0.00	0	0.00	786	0.00
TRAFFIC CENTER MANAGER	0	0.00	0	0.00	0	0.00	1,004	0.00
DESIGN SUPPORT ENGINEER	0	0.00	0	0.00	0	0.00	880	0.00

DECISION ITEM DETAIL

Budget Unit	FY 2013	FY 2013	FY 2014	FY 2014	FY 2015	FY 2015	FY 2015	FY 2015
Decision Item	ACTUAL	ACTUAL	BUDGET	BUDGET	DEPT REQ	DEPT REQ	GOV REC	GOV REC
Budget Object Class	DOLLAR	FTE	DOLLAR	FTE	DOLLAR	FTE	DOLLAR	FTE
CONSTRUCTION								
Pay Plan FY15-COLA - 0000015								
ENGINRING POLICY ADMINISTRATOR	0	0.00	0	0.00	0	0.00	1,126	0.00
CONST & MATERIALS LIAISON ENGR	0	0.00	0	0.00	0	0.00	3,294	0.00
NON-MOTORIZED TRANSP ENGINEER	0	0.00	0	0.00	0	0.00	1,023	0.00
STRCTURAL PRELIM & REVIEW ENGR	0	0.00	0	0.00	0	0.00	985	0.00
SENIOR PROJECT REVIEWER	0	0.00	0	0.00	0	0.00	2,466	0.00
SENIOR ESTIMATOR	0	0.00	0	0.00	0	0.00	3,175	0.00
STANDARDS SPECIALIST	0	0.00	0	0.00	0	0.00	1,509	0.00
INNOVATIONS ENGINEER	0	0.00	0	0.00	0	0.00	1,023	0.00
LOCAL PROGRAMS ADMINISTRATOR	0	0.00	0	0.00	0	0.00	1,147	0.00
SR STRUCTURAL ENGINEER	0	0.00	0	0.00	0	0.00	4,334	0.00
AST DISTRICT CONSTR & MATER EN	0	0.00	0	0.00	0	0.00	5,479	0.00
DISTRICT CONST & MATERIALS ENG	0	0.00	0	0.00	0	0.00	7,412	0.00
ASSISTANT TO THE RESIDENT ENGI	0	0.00	0	0.00	0	0.00	10,017	0.00
COMPUTER AIDED DRFT SUPPRT ENG	0	0.00	0	0.00	0	0.00	863	0.00
BRIDGE RATING & INVENT ENGR	0	0.00	0	0.00	0	0.00	931	0.00
STRUCTURAL HYDRAULICS ENGINEER	0	0.00	0	0.00	0	0.00	985	0.00
TRANSPORTATION PROJECT MGR	0	0.00	0	0.00	0	0.00	26,596	0.00
PAVEMENT ENGINEER	0	0.00	0	0.00	0	0.00	1,633	0.00
DISTRICT DESIGN ENGINEER	0	0.00	0	0.00	0	0.00	7,564	0.00
GEOLOGIST	0	0.00	0	0.00	0	0.00	4,638	0.00
DISTRICT PLANNING MANAGER	0	0.00	0	0.00	0	0.00	5,952	0.00
STRUCTURAL RESOURCE MANAGER	0	0.00	0	0.00	0	0.00	1,063	0.00
STRUCTURAL PROJECT MANAGER	0	0.00	0	0.00	0	0.00	3,867	0.00
CADD SERVICES ENGINEER	0	0.00	0	0.00	0	0.00	1,147	0.00
SENIOR MATERIALS SPECIALIST	0	0.00	0	0.00	0	0.00	2,721	0.00
INTER CONST INSPECTOR	0	0.00	0	0.00	0	0.00	32,802	0.00
INTER HIGHWAY DESIGNER	0	0.00	0	0.00	0	0.00	5,792	0.00
INTER STRUCTURAL DESIGNER	0	0.00	0	0.00	0	0.00	1,315	0.00
CADD SUPPORT ANALYST	0	0.00	0	0.00	0	0.00	1,602	0.00
PLANNING & PROGRAMMING ENGR	0	0.00	0	0.00	0	0.00	1,104	0.00
DISTRICT CONSTRUCTION LIAISON	0	0.00	0	0.00	0	0.00	757	0.00
COMPUTER LIAISON, DESIGN	0	0.00	0	0.00	0	0.00	1,432	0.00

DECISION ITEM DETAIL

Budget Unit	FY 2013	FY 2013	FY 2014	FY 2014	FY 2015	FY 2015	FY 2015	FY 2015
Decision Item	ACTUAL	ACTUAL	BUDGET	BUDGET	DEPT REQ	DEPT REQ	GOV REC	GOV REC
Budget Object Class	DOLLAR	FTE	DOLLAR	FTE	DOLLAR	FTE	DOLLAR	FTE
CONSTRUCTION								
Pay Plan FY15-COLA - 0000015								
ASST STATE CO AND MA ENGINEER	0	0.00	0	0.00	0	0.00	1,169	0.00
ASSISTANT STATE DESIGN ENGIN	0	0.00	0	0.00	0	0.00	1,192	0.00
CONSTRUCTION INSPECTOR	0	0.00	0	0.00	0	0.00	17,864	0.00
STRUCTURAL LIAISON ENGINEER	0	0.00	0	0.00	0	0.00	3,316	0.00
TRANSP PROJECT DESIGNER	0	0.00	0	0.00	0	0.00	28,185	0.00
SENIOR TRAFFIC STUDIES SPECIAL	0	0.00	0	0.00	0	0.00	2,154	0.00
DISTRICT UTILITIES ENGINEER	0	0.00	0	0.00	0	0.00	7,448	0.00
BID & CONTRACT SERVICE ENGR	0	0.00	0	0.00	0	0.00	949	0.00
FIELD MATERIALS ENGR	0	0.00	0	0.00	0	0.00	3,477	0.00
INTER MATERIALS INSPECTOR	0	0.00	0	0.00	0	0.00	6,999	0.00
SENIOR MATERIALS INSPECTOR	0	0.00	0	0.00	0	0.00	24,615	0.00
SR GEOTECHNICAL SPECIALIST	0	0.00	0	0.00	0	0.00	3,709	0.00
HIGHWAY DESIGNER	0	0.00	0	0.00	0	0.00	2,715	0.00
MATERIALS INSPECTOR	0	0.00	0	0.00	0	0.00	4,807	0.00
PHYSICAL LABORATORY DIRECTOR	0	0.00	0	0.00	0	0.00	1,004	0.00
INTER TRANSPORTATION PLANNER	0	0.00	0	0.00	0	0.00	2,493	0.00
TRANSPORT SYSTEM ANALYSIS ENGR	0	0.00	0	0.00	0	0.00	985	0.00
RESIDENT ENGINEER	0	0.00	0	0.00	0	0.00	28,917	0.00
SR CONSTRUCTION INSPECTOR	0	0.00	0	0.00	0	0.00	128,048	0.00
SENIOR HIGHWAY DESIGNER	0	0.00	0	0.00	0	0.00	73,416	0.00
SR TRANSPORTATION PLANNER	0	0.00	0	0.00	0	0.00	12,261	0.00
BRIDGE LOC & LAYOUT DESIGNER	0	0.00	0	0.00	0	0.00	4,344	0.00
SR STRUCTURAL DESIGNER	0	0.00	0	0.00	0	0.00	18,557	0.00
GEOTECHNICAL ENGINEER	0	0.00	0	0.00	0	0.00	2,658	0.00
GEOTECHNICAL DIRECTOR	0	0.00	0	0.00	0	0.00	1,084	0.00
STRUCT DEV & SUPPORT ENGR	0	0.00	0	0.00	0	0.00	1,043	0.00
ASST STATE BRIDGE ENGINEER	0	0.00	0	0.00	0	0.00	1,169	0.00
TRANSPORTATION PLANNER	0	0.00	0	0.00	0	0.00	2,156	0.00
FABRICATION OPERATIONS ENGR	0	0.00	0	0.00	0	0.00	1,084	0.00
STRUCTURAL SERVICES ENGINEER	0	0.00	0	0.00	0	0.00	1,084	0.00
DISTRICT DESIGN LIAISON	0	0.00	0	0.00	0	0.00	1,473	0.00
LONG RANGE TRANS PLANNING CO	0	0.00	0	0.00	0	0.00	967	0.00

DECISION ITEM DETAIL

Budget Unit	FY 2013	FY 2013	FY 2014	FY 2014	FY 2015	FY 2015	FY 2015	FY 2015
Decision Item	ACTUAL	ACTUAL	BUDGET	BUDGET	DEPT REQ	DEPT REQ	GOV REC	GOV REC
Budget Object Class	DOLLAR	FTE	DOLLAR	FTE	DOLLAR	FTE	DOLLAR	FTE
CONSTRUCTION								
Pay Plan FY15-COLA - 0000015								
RESEARCH ADMINISTRATOR	0	0.00	0	0.00	0	0.00	1,043	0.00
ENVIRONMENTAL & HIST PRESV MGR	0	0.00	0	0.00	0	0.00	1,023	0.00
HISTORIC PRESERVATION MANAGER	0	0.00	0	0.00	0	0.00	913	0.00
SENIOR LITIGATION COUNSEL	0	0.00	0	0.00	0	0.00	1,965	0.00
SENIOR ADMINISTRATIVE COUNSEL	0	0.00	0	0.00	0	0.00	2,863	0.00
RIGHT OF WAY DIRECTOR	0	0.00	0	0.00	0	0.00	1,322	0.00
STATE BRIDGE ENGINEER	0	0.00	0	0.00	0	0.00	1,387	0.00
STATE DESIGN ENGINEER	0	0.00	0	0.00	0	0.00	1,387	0.00
STATE CO & MA ENGINEER	0	0.00	0	0.00	0	0.00	1,442	0.00
TRANSPORTATION PLANNING DIR	0	0.00	0	0.00	0	0.00	1,387	0.00
SENIOR ASSISTANT COUNSEL	0	0.00	0	0.00	0	0.00	3,680	0.00
EXTERNAL CIVIL RIGHTS DIRECTOR	0	0.00	0	0.00	0	0.00	1,238	0.00
REGIONAL COUNSEL	0	0.00	0	0.00	0	0.00	5,442	0.00
TOTAL - PS	0	0.00	0	0.00	0	0.00	898,145	0.00
GRAND TOTAL	\$0	0.00	\$0	0.00	\$0	0.00	\$898,145	0.00
GENERAL REVENUE	\$0	0.00	\$0	0.00	\$0	0.00	\$0	0.00
FEDERAL FUNDS	\$0	0.00	\$0	0.00	\$0	0.00	\$0	0.00
OTHER FUNDS	\$0	0.00	\$0	0.00	\$0	0.00	\$898,145	0.00

DECISION ITEM DETAIL

Budget Unit	FY 2013	FY 2013	FY 2014	FY 2014	FY 2015	FY 2015	FY 2015	FY 2015
Decision Item	ACTUAL	ACTUAL	BUDGET	BUDGET	DEPT REQ	DEPT REQ	GOV REC	GOV REC
Budget Object Class	DOLLAR	FTE	DOLLAR	FTE	DOLLAR	FTE	DOLLAR	FTE
MAINTENANCE								
Pay Plan FY15-COLA - 0000015								
MOTOR CARRIER AGENT	0	0.00	0	0.00	0	0.00	808	0.00
SR MOTOR CARRIER SERVICES ASST	0	0.00	0	0.00	0	0.00	403	0.00
INCIDENT MANAGEMENT COORDINATR	0	0.00	0	0.00	0	0.00	1,648	0.00
ADMINISTRATIVE TECHNICIAN	0	0.00	0	0.00	0	0.00	1,280	0.00
SR ADMINISTRATIVE TECHNICIAN	0	0.00	0	0.00	0	0.00	1,981	0.00
OFFICE ASSISTANT	0	0.00	0	0.00	0	0.00	334	0.00
SENIOR OFFICE ASSISTANT	0	0.00	0	0.00	0	0.00	5,211	0.00
EXECUTIVE ASSISTANT	0	0.00	0	0.00	0	0.00	1,559	0.00
GENERAL SERVICES TECHNICIAN	0	0.00	0	0.00	0	0.00	455	0.00
SENIOR GENERAL SERVICES TECHN	0	0.00	0	0.00	0	0.00	439	0.00
SENIOR SYSTEM MANAGEMENT TECHN	0	0.00	0	0.00	0	0.00	638	0.00
SR MOTOR CARRIER TECHNICIAN	0	0.00	0	0.00	0	0.00	439	0.00
BRIDGE MAINTENANCE SUPERINTEND	0	0.00	0	0.00	0	0.00	801	0.00
BR MAINTENANCE SUPERVISOR	0	0.00	0	0.00	0	0.00	2,557	0.00
SENIOR BRIDGE MT WORKER	0	0.00	0	0.00	0	0.00	3,990	0.00
BRIDGE MT CREW LEADER	0	0.00	0	0.00	0	0.00	1,572	0.00
MAINTENANCE CREW LEADER	0	0.00	0	0.00	0	0.00	263,173	0.00
SENIOR MAINTENANCE TECHNICIAN	0	0.00	0	0.00	0	0.00	2,023	0.00
TRAFFIC SYSTEMS SUPERVISOR	0	0.00	0	0.00	0	0.00	2,185	0.00
SENIOR OUTDOOR ADVERTISING TEC	0	0.00	0	0.00	0	0.00	533	0.00
SENIOR CUSTOMER SERVICE REP	0	0.00	0	0.00	0	0.00	11,140	0.00
ASSISTANT EQUIPMENT TECHNICIAN	0	0.00	0	0.00	0	0.00	396	0.00
BRIDGE INSPECTION TECHNICIAN	0	0.00	0	0.00	0	0.00	3,656	0.00
CUSTOMER SERVICE REP	0	0.00	0	0.00	0	0.00	1,299	0.00
URBAN TRAFFIC SUPERVISOR	0	0.00	0	0.00	0	0.00	716	0.00
UTILITY LOCATOR	0	0.00	0	0.00	0	0.00	2,158	0.00
SENIOR TRAFFIC TECHNICIAN-NSS	0	0.00	0	0.00	0	0.00	1,021	0.00
INT MOTOR CARRIER AGENT	0	0.00	0	0.00	0	0.00	1,791	0.00
SR MOTOR CARRIER AGENT	0	0.00	0	0.00	0	0.00	10,778	0.00
INTERMEDIATE MAINTENANCE WRKR	0	0.00	0	0.00	0	0.00	180,388	0.00
MAINT SUPERINTENDENT	0	0.00	0	0.00	0	0.00	35,179	0.00
MAINTENANCE WORKER	0	0.00	0	0.00	0	0.00	56,007	0.00

DECISION ITEM DETAIL

Budget Unit	FY 2013	FY 2013	FY 2014	FY 2014	FY 2015	FY 2015	FY 2015	FY 2015
Decision Item	ACTUAL	ACTUAL	BUDGET	BUDGET	DEPT REQ	DEPT REQ	GOV REC	GOV REC
Budget Object Class	DOLLAR	FTE	DOLLAR	FTE	DOLLAR	FTE	DOLLAR	FTE
MAINTENANCE								
Pay Plan FY15-COLA - 0000015								
SENIOR MAINTENANCE WORKER	0	0.00	0	0.00	0	0.00	703,240	0.00
MAINTENANCE SUPERVISOR	0	0.00	0	0.00	0	0.00	124,362	0.00
ASST MAINTENANCE SUPERVISOR	0	0.00	0	0.00	0	0.00	35,396	0.00
TRAFFIC TECHNICIAN	0	0.00	0	0.00	0	0.00	389	0.00
INTER TRAFFIC TECHNICIAN	0	0.00	0	0.00	0	0.00	926	0.00
SENIOR TRAFFIC TECHNICIAN	0	0.00	0	0.00	0	0.00	10,832	0.00
FACILITY OPERATIONS SUPERVISOR	0	0.00	0	0.00	0	0.00	665	0.00
SENIOR ELECTRICIAN	0	0.00	0	0.00	0	0.00	38,919	0.00
TRAFFIC SUPERVISOR	0	0.00	0	0.00	0	0.00	6,488	0.00
EQUIPMENT TECHNICIAN	0	0.00	0	0.00	0	0.00	3,135	0.00
INTERMEDIATE EQUIPMENT TECH	0	0.00	0	0.00	0	0.00	9,326	0.00
SENIOR EQUIPMENT TECHNICIAN	0	0.00	0	0.00	0	0.00	81,862	0.00
EQUIPMENT TECHNICIAN SUPERVISO	0	0.00	0	0.00	0	0.00	9,163	0.00
ELECTRICIAN	0	0.00	0	0.00	0	0.00	16,060	0.00
ELECTRICIAN ASSISTANT	0	0.00	0	0.00	0	0.00	5,071	0.00
MCS SYSTEM & TRAINING ANALYST	0	0.00	0	0.00	0	0.00	1,628	0.00
TR COMMUNICATION SPECIALIST	0	0.00	0	0.00	0	0.00	573	0.00
SENIOR TRAFFIC SPECIALIST-NSS	0	0.00	0	0.00	0	0.00	604	0.00
SENIOR TRAFFIC SPECIALIST	0	0.00	0	0.00	0	0.00	16,586	0.00
MOTOR CARRIER COMPLIANCE SUPV	0	0.00	0	0.00	0	0.00	3,131	0.00
TRAFFIC SPECIALIST	0	0.00	0	0.00	0	0.00	1,086	0.00
TRAFFIC OPERATIONS SUPERVISOR	0	0.00	0	0.00	0	0.00	2,085	0.00
SPECIAL PROJECTS COORD	0	0.00	0	0.00	0	0.00	967	0.00
MC INVESTIGATIONS ADMINISTRATR	0	0.00	0	0.00	0	0.00	931	0.00
TRANSPORTATION PROGRAM MANAGEI	0	0.00	0	0.00	0	0.00	743	0.00
TRANSP ENFRCMNT INVESTIGATOR	0	0.00	0	0.00	0	0.00	585	0.00
SR TRNS ENFRCEMNT INVESTIGATOR	0	0.00	0	0.00	0	0.00	14,276	0.00
TRANS ENFORCEMENT INVESTI SUPV	0	0.00	0	0.00	0	0.00	2,644	0.00
MC INVESTIGATIONS SPEC	0	0.00	0	0.00	0	0.00	1,447	0.00
HWY SAFETY PROG ADMINISTRATOR	0	0.00	0	0.00	0	0.00	863	0.00
ASST MOTOR CARRIER SERV DIRECT	0	0.00	0	0.00	0	0.00	1,023	0.00
OUTDOOR ADVERT PERMIT SPEC	0	0.00	0	0.00	0	0.00	1,029	0.00

DECISION ITEM DETAIL

Budget Unit	FY 2013	FY 2013	FY 2014	FY 2014	FY 2015	FY 2015	FY 2015	FY 2015
Decision Item	ACTUAL	ACTUAL	BUDGET	BUDGET	DEPT REQ	DEPT REQ	GOV REC	GOV REC
Budget Object Class	DOLLAR	FTE	DOLLAR	FTE	DOLLAR	FTE	DOLLAR	FTE
MAINTENANCE								
Pay Plan FY15-COLA - 0000015								
SR OUTDOOR ADVERTISING PERM SP	0	0.00	0	0.00	0	0.00	1,847	0.00
MOTOR CARRIER PROJECT MANAGER	0	0.00	0	0.00	0	0.00	2,287	0.00
COMMRCIAL MTR VEHICLE PROG MGR	0	0.00	0	0.00	0	0.00	771	0.00
SYSTEM MANAGEMENT SPECIALIST	0	0.00	0	0.00	0	0.00	1,129	0.00
OUTDOOR ADVERTISING MANAGER	0	0.00	0	0.00	0	0.00	771	0.00
OUTDOOR ADVERTISING SPECIALIST	0	0.00	0	0.00	0	0.00	638	0.00
INTER SYSTEM MANAGEMENT SPECIA	0	0.00	0	0.00	0	0.00	3,003	0.00
ROADSIDE MANAGER	0	0.00	0	0.00	0	0.00	3,947	0.00
ENVIRONMENTAL COMPLNC MANAGER	0	0.00	0	0.00	0	0.00	21	0.00
INFO SYSTEMS TECHNOLOGIST	0	0.00	0	0.00	0	0.00	515	0.00
SR SYSTEM MANAGEMENT SPECIALIS	0	0.00	0	0.00	0	0.00	4,852	0.00
ROADSIDE MANAGEMENT SPEC	0	0.00	0	0.00	0	0.00	816	0.00
SPRVING BRIDGE INSPECTION EN	0	0.00	0	0.00	0	0.00	1,192	0.00
TRAFFIC LIAISON ENGINEER	0	0.00	0	0.00	0	0.00	3,154	0.00
INTERM PAVEMENT SPECIALIST	0	0.00	0	0.00	0	0.00	703	0.00
SENIOR PAVEMENT SPECIALIST	0	0.00	0	0.00	0	0.00	3,762	0.00
TRAFFIC MNGMNT & OPERATION ENG	0	0.00	0	0.00	0	0.00	1,695	0.00
SR TRAFFIC STUDIES SPECIAL-NSS	0	0.00	0	0.00	0	0.00	2,230	0.00
TRAFFIC SAFETY ENGINEER	0	0.00	0	0.00	0	0.00	897	0.00
STANDARDS SPECIALIST	0	0.00	0	0.00	0	0.00	931	0.00
DISTRICT MAINTENANCE ENGINEER	0	0.00	0	0.00	0	0.00	5,216	0.00
ASST DIST MAINTENANCE ENGINEER	0	0.00	0	0.00	0	0.00	5,558	0.00
ASST DIST MAINT & TRAFF ENGINE	0	0.00	0	0.00	0	0.00	1,920	0.00
DISTRICT MAINT & TRAFFIC ENGIN	0	0.00	0	0.00	0	0.00	2,146	0.00
STATEWIDE INCIDENT RESPONSE CO	0	0.00	0	0.00	0	0.00	880	0.00
AREA ENGINEER	0	0.00	0	0.00	0	0.00	19,188	0.00
DISTRICT TRAFFIC ENGINEER	0	0.00	0	0.00	0	0.00	5,220	0.00
DISTRICT BRIDGE ENGINEER	0	0.00	0	0.00	0	0.00	6,762	0.00
INT TR STUDIES SPECIALIST	0	0.00	0	0.00	0	0.00	5,391	0.00
TRAFFIC OPERATIONS ENGINEER	0	0.00	0	0.00	0	0.00	9,318	0.00
SENIOR TRAFFIC STUDIES SPECIAL	0	0.00	0	0.00	0	0.00	25,235	0.00
MAINTENANCE LIAISON ENGINEER	0	0.00	0	0.00	0	0.00	4,232	0.00

DECISION ITEM DETAIL

Budget Unit	FY 2013	FY 2013	FY 2014	FY 2014	FY 2015	FY 2015	FY 2015	FY 2015
Decision Item	ACTUAL	ACTUAL	BUDGET	BUDGET	DEPT REQ	DEPT REQ	GOV REC	GOV REC
Budget Object Class	DOLLAR	FTE	DOLLAR	FTE	DOLLAR	FTE	DOLLAR	FTE
MAINTENANCE								
Pay Plan FY15-COLA - 0000015								
SR CONSTRUCTION INSPECTOR	0	0.00	0	0.00	0	0.00	1,449	0.00
SIGN & MARKING ENGINEER	0	0.00	0	0.00	0	0.00	863	0.00
TRAFFIC STUDIES SPECIALIST	0	0.00	0	0.00	0	0.00	1,785	0.00
BRIDGE INSPECTION ENGINEER	0	0.00	0	0.00	0	0.00	967	0.00
MOTOR CARRIER SERVICES DIRECTR	0	0.00	0	0.00	0	0.00	1,387	0.00
STATE MAINTENANCE ENGINEER	0	0.00	0	0.00	0	0.00	1,442	0.00
HIGHWAY SAFETY DIRECTOR	0	0.00	0	0.00	0	0.00	1,322	0.00
SEASONAL MAINTENANCE WORKER	0	0.00	0	0.00	0	0.00	84,099	0.00
STATE TRAFFIC&HWY SAFTY ENGR	0	0.00	0	0.00	0	0.00	1,387	0.00
TOTAL - PS	0	0.00	0	0.00	0	0.00	1,913,521	0.00
GRAND TOTAL	\$0	0.00	\$0	0.00	\$0	0.00	\$1,913,521	0.00
GENERAL REVENUE	\$0	0.00	\$0	0.00	\$0	0.00	\$0	0.00
FEDERAL FUNDS	\$0	0.00	\$0	0.00	\$0	0.00	\$4,261	0.00
OTHER FUNDS	\$0	0.00	\$0	0.00	\$0	0.00	\$1,909,260	0.00

DECISION ITEM DETAIL

Budget Unit	FY 2013	FY 2013	FY 2014	FY 2014	FY 2015	FY 2015	FY 2015	FY 2015
Decision Item	ACTUAL	ACTUAL	BUDGET	BUDGET	DEPT REQ	DEPT REQ	GOV REC	GOV REC
Budget Object Class	DOLLAR	FTE	DOLLAR	FTE	DOLLAR	FTE	DOLLAR	FTE
FLEET,FACILITIES&INFO SYSTEMS								
Pay Plan FY15-COLA - 0000015								
OFFICE ASSISTANT	0	0.00	0	0.00	0	0.00	1,224	0.00
SENIOR OFFICE ASSISTANT	0	0.00	0	0.00	0	0.00	1,292	0.00
EXECUTIVE ASSISTANT	0	0.00	0	0.00	0	0.00	1,090	0.00
GENERAL SERVICES TECHNICIAN	0	0.00	0	0.00	0	0.00	3,554	0.00
SENIOR GENERAL SERVICES TECHNI	0	0.00	0	0.00	0	0.00	8,138	0.00
SENIOR SUPPLY AGENT	0	0.00	0	0.00	0	0.00	8,049	0.00
INFORMATION SYSTEMS TECHNICIAN	0	0.00	0	0.00	0	0.00	864	0.00
INTERMEDIATE IS TECHNICIAN	0	0.00	0	0.00	0	0.00	1,851	0.00
SENIOR INF SYSTEMS TECHNICIAN	0	0.00	0	0.00	0	0.00	3,075	0.00
FACILITY OPERATIONS CREW WORKE	0	0.00	0	0.00	0	0.00	2,476	0.00
BUILDING CUSTODIAN	0	0.00	0	0.00	0	0.00	645	0.00
SENIOR BUILDING CUSTODIAN	0	0.00	0	0.00	0	0.00	735	0.00
SR FACILITY OPERATIONS CREW WO	0	0.00	0	0.00	0	0.00	8,374	0.00
SUPPLY AGENT	0	0.00	0	0.00	0	0.00	1,142	0.00
FACILITY OPERATIONS SUPERVISOR	0	0.00	0	0.00	0	0.00	5,433	0.00
FACILITY OPERATIONS SPECIALIST	0	0.00	0	0.00	0	0.00	2,621	0.00
SENIOR FACILITY OPERATIONS SPE	0	0.00	0	0.00	0	0.00	11,770	0.00
AIRPLANE PILOT	0	0.00	0	0.00	0	0.00	365	0.00
AUTOMATION LIAISON ANALYST	0	0.00	0	0.00	0	0.00	2,825	0.00
EQUIP TECH SUPPORT SPECIALIST	0	0.00	0	0.00	0	0.00	1,303	0.00
SR GENERAL SERVICES SPEC	0	0.00	0	0.00	0	0.00	9,105	0.00
GENERAL SERVICES SPEC	0	0.00	0	0.00	0	0.00	3,161	0.00
INT INFO SYSTEMS TECHNOLOGIST	0	0.00	0	0.00	0	0.00	7,377	0.00
INF SYSTEMS PROJECT MANAGER	0	0.00	0	0.00	0	0.00	5,276	0.00
INFORMATION SYSTEMS SUPERVISOR	0	0.00	0	0.00	0	0.00	7,143	0.00
GENERAL SERVICES MANAGER	0	0.00	0	0.00	0	0.00	5,430	0.00
SENIOR PROCUREMENT AGENT	0	0.00	0	0.00	0	0.00	6,882	0.00
INTERMEDIATE PROCUREMENT AGENT	0	0.00	0	0.00	0	0.00	3,563	0.00
INFO SYS TECHNOLOGY SPECIALIST	0	0.00	0	0.00	0	0.00	3,495	0.00
PROCUREMENT AGENT	0	0.00	0	0.00	0	0.00	529	0.00
CENTRAL OFFICE GENERAL SERV MG	0	0.00	0	0.00	0	0.00	2,511	0.00
INTERM GEN SERV SPECIALIST	0	0.00	0	0.00	0	0.00	1,171	0.00

DECISION ITEM DETAIL

Budget Unit	FY 2013	FY 2013	FY 2014	FY 2014	FY 2015	FY 2015	FY 2015	FY 2015
Decision Item	ACTUAL	ACTUAL	BUDGET	BUDGET	DEPT REQ	DEPT REQ	GOV REC	GOV REC
Budget Object Class	DOLLAR	FTE	DOLLAR	FTE	DOLLAR	FTE	DOLLAR	FTE
FLEET,FACILITIES&INFO SYSTEMS								
Pay Plan FY15-COLA - 0000015								
DIST INFORMATION SYSTM MANAGER	0	0.00	0	0.00	0	0.00	3,146	0.00
LEAD INFO SYSTEMS TECHNOLOGIST	0	0.00	0	0.00	0	0.00	24,123	0.00
ASST IS DIRECTOR	0	0.00	0	0.00	0	0.00	1,322	0.00
INFO SYSTEMS TECHNOLOGIST	0	0.00	0	0.00	0	0.00	6,067	0.00
SR INFO SYSTEMS TECHNOLOGIST	0	0.00	0	0.00	0	0.00	31,231	0.00
GENERAL SERVICES DIRECTOR	0	0.00	0	0.00	0	0.00	1,387	0.00
INFO SYSTEMS DIRECTOR	0	0.00	0	0.00	0	0.00	1,387	0.00
TOTAL - PS	0	0.00	0	0.00	0	0.00	191,132	0.00
GRAND TOTAL	\$0	0.00	\$0	0.00	\$0	0.00	\$191,132	0.00
GENERAL REVENUE	\$0	0.00	\$0	0.00	\$0	0.00	\$0	0.00
FEDERAL FUNDS	\$0	0.00	\$0	0.00	\$0	0.00	\$0	0.00
OTHER FUNDS	\$0	0.00	\$0	0.00	\$0	0.00	\$191,132	0.00

DECISION ITEM DETAIL

Budget Unit	FY 2013	FY 2013	FY 2014	FY 2014	FY 2015	FY 2015	FY 2015	FY 2015
Decision Item	ACTUAL	ACTUAL	BUDGET	BUDGET	DEPT REQ	DEPT REQ	GOV REC	GOV REC
Budget Object Class	DOLLAR	FTE	DOLLAR	FTE	DOLLAR	FTE	DOLLAR	FTE
FLEET,FACILITIES&INFO SYSTEMS								
FFIS E&E Road Fund - 1605008								
FUEL & UTILITIES	0	0.00	0	0.00	50,590	0.00	50,590	0.00
SUPPLIES	0	0.00	0	0.00	81,097	0.00	81,097	0.00
PROFESSIONAL DEVELOPMENT	0	0.00	0	0.00	39,436	0.00	39,436	0.00
COMMUNICATION SERV & SUPP	0	0.00	0	0.00	50,793	0.00	50,793	0.00
PROFESSIONAL SERVICES	0	0.00	0	0.00	121,086	0.00	121,086	0.00
HOUSEKEEPING & JANITORIAL SERV	0	0.00	0	0.00	45,642	0.00	45,642	0.00
M&R SERVICES	0	0.00	0	0.00	152,296	0.00	152,296	0.00
COMPUTER EQUIPMENT	0	0.00	0	0.00	76,306	0.00	76,306	0.00
MOTORIZED EQUIPMENT	0	0.00	0	0.00	118,222	0.00	118,222	0.00
OFFICE EQUIPMENT	0	0.00	0	0.00	38,195	0.00	38,195	0.00
OTHER EQUIPMENT	0	0.00	0	0.00	45,549	0.00	45,549	0.00
PROPERTY & IMPROVEMENTS	0	0.00	0	0.00	109,513	0.00	109,513	0.00
BUILDING LEASE PAYMENTS	0	0.00	0	0.00	39,475	0.00	39,475	0.00
EQUIPMENT RENTALS & LEASES	0	0.00	0	0.00	122,147	0.00	122,147	0.00
MISCELLANEOUS EXPENSES	0	0.00	0	0.00	37,921	0.00	37,921	0.00
TOTAL - EE	0	0.00	0	0.00	1,128,268	0.00	1,128,268	0.00
DEBT SERVICE	0	0.00	0	0.00	46,728	0.00	46,728	0.00
TOTAL - PD	0	0.00	0	0.00	46,728	0.00	46,728	0.00
GRAND TOTAL	\$0	0.00	\$0	0.00	\$1,174,996	0.00	\$1,174,996	0.00
GENERAL REVENUE	\$0	0.00	\$0	0.00	\$0	0.00	\$0	0.00
FEDERAL FUNDS	\$0	0.00	\$0	0.00	\$0	0.00	\$0	0.00
OTHER FUNDS	\$0	0.00	\$0	0.00	\$1,174,996	0.00	\$1,174,996	0.00

DECISION ITEM DETAIL

Budget Unit	FY 2013	FY 2013	FY 2014	FY 2014	FY 2015	FY 2015	FY 2015	FY 2015
Decision Item	ACTUAL	ACTUAL	BUDGET	BUDGET	DEPT REQ	DEPT REQ	GOV REC	GOV REC
Budget Object Class	DOLLAR	FTE	DOLLAR	FTE	DOLLAR	FTE	DOLLAR	FTE
MULTIMODAL OPERATIONS ADMIN								
Pay Plan FY15-COLA - 0000015								
RAIL SAFETY SPECIALIST	0	0.00	0	0.00	0	0.00	1,925	0.00
SR RAILROAD SAFETY INSPECTOR	0	0.00	0	0.00	0	0.00	2,521	0.00
SR ADMINISTRATIVE TECHNICIAN	0	0.00	0	0.00	0	0.00	444	0.00
EXECUTIVE ASSISTANT	0	0.00	0	0.00	0	0.00	543	0.00
FINANCIAL SERVICES TECHNICIAN	0	0.00	0	0.00	0	0.00	424	0.00
AIRPORT PROJECT TECHNICIAN	0	0.00	0	0.00	0	0.00	615	0.00
RAILROAD SAFETY INSPECTOR	0	0.00	0	0.00	0	0.00	537	0.00
AIRPLANE PILOT	0	0.00	0	0.00	0	0.00	365	0.00
AVIATION OPERATIONS MANAGER	0	0.00	0	0.00	0	0.00	757	0.00
RAILROAD OPERATIONS MANAGER	0	0.00	0	0.00	0	0.00	774	0.00
INTERM MULTIMODAL OPER SPECIAL	0	0.00	0	0.00	0	0.00	2,277	0.00
MULTIMODAL OPERATIONS SPECIALI	0	0.00	0	0.00	0	0.00	1,039	0.00
SR MULTIMODAL OPER SPECIALIST	0	0.00	0	0.00	0	0.00	2,413	0.00
ADMINISTRATOR OF FREIGHT DEVEL	0	0.00	0	0.00	0	0.00	1,127	0.00
SR FINANCIAL SERVICES SPECIALI	0	0.00	0	0.00	0	0.00	678	0.00
ADMINISTRATOR OF AVIATION	0	0.00	0	0.00	0	0.00	931	0.00
ADMINISTRATOR OF RAILROADS	0	0.00	0	0.00	0	0.00	968	0.00
ADMINISTRATOR OF TRANSIT	0	0.00	0	0.00	0	0.00	1,043	0.00
RAILROAD PROJECTS MANAGER	0	0.00	0	0.00	0	0.00	847	0.00
AVIATION PROGRAMS MANAGER	0	0.00	0	0.00	0	0.00	816	0.00
INTER TRANSPORTATION PLANNER	0	0.00	0	0.00	0	0.00	265	0.00
SR CONSTRUCTION INSPECTOR	0	0.00	0	0.00	0	0.00	758	0.00
AIRPORT PROJECT MANAGER	0	0.00	0	0.00	0	0.00	743	0.00
MULTIMODAL OPRATNS DIRECTOR	0	0.00	0	0.00	0	0.00	1,388	0.00
TOTAL - PS	0	0.00	0	0.00	0	0.00	24,198	0.00
GRAND TOTAL	\$0	0.00	\$0	0.00	\$0	0.00	\$24,198	0.00
GENERAL REVENUE	\$0	0.00	\$0	0.00	\$0	0.00	\$0	0.00
FEDERAL FUNDS	\$0	0.00	\$0	0.00	\$0	0.00	\$4,227	0.00
OTHER FUNDS	\$0	0.00	\$0	0.00	\$0	0.00	\$19,971	0.00

DECISION ITEM SUMMARY

Budget Unit									
Decision Item	FY 2013	FY 2013	FY 2014	FY 2014	FY 2015	FY 2015	FY 2015	FY 2015	FY 2015
Budget Object Summary	ACTUAL	ACTUAL	BUDGET	BUDGET	DEPT REQ	DEPT REQ	GOV REC	GOV REC	GOV REC
Fund	DOLLAR	FTE	DOLLAR	FTE	DOLLAR	FTE	DOLLAR	FTE	FTE
FRINGE BENEFITS-ADMINISTRATIO									
CORE									
PERSONAL SERVICES									
STATE ROAD	10,350,621	0.00	12,471,061	0.00	12,471,061	0.00	12,471,061	0.00	0.00
TOTAL - PS	10,350,621	0.00	12,471,061	0.00	12,471,061	0.00	12,471,061	0.00	0.00
EXPENSE & EQUIPMENT									
STATE ROAD	13,275,559	0.00	14,565,765	0.00	14,565,765	0.00	14,565,765	0.00	0.00
TOTAL - EE	13,275,559	0.00	14,565,765	0.00	14,565,765	0.00	14,565,765	0.00	0.00
TOTAL	23,626,180	0.00	27,036,826	0.00	27,036,826	0.00	27,036,826	0.00	0.00
Fringes Increase - 1605001									
PERSONAL SERVICES									
STATE ROAD	0	0.00	0	0.00	832,703	0.00	1,330,843	0.00	0.00
TOTAL - PS	0	0.00	0	0.00	832,703	0.00	1,330,843	0.00	0.00
EXPENSE & EQUIPMENT									
STATE ROAD	0	0.00	0	0.00	1,231,478	0.00	1,231,478	0.00	0.00
TOTAL - EE	0	0.00	0	0.00	1,231,478	0.00	1,231,478	0.00	0.00
TOTAL	0	0.00	0	0.00	2,064,181	0.00	2,562,321	0.00	0.00
Fringe increase for Payplan - 1605019									
PERSONAL SERVICES									
STATE ROAD	0	0.00	0	0.00	0	0.00	146,888	0.00	0.00
TOTAL - PS	0	0.00	0	0.00	0	0.00	146,888	0.00	0.00
TOTAL	0	0.00	0	0.00	0	0.00	146,888	0.00	0.00
GRAND TOTAL	\$23,626,180	0.00	\$27,036,826	0.00	\$29,101,007	0.00	\$29,746,035	0.00	0.00

DECISION ITEM SUMMARY

Budget Unit	FY 2013	FY 2013	FY 2014	FY 2014	FY 2015	FY 2015	FY 2015	FY 2015
Decision Item	ACTUAL	ACTUAL	BUDGET	BUDGET	DEPT REQ	DEPT REQ	GOV REC	GOV REC
Budget Object Summary	DOLLAR	FTE	DOLLAR	FTE	DOLLAR	FTE	DOLLAR	FTE
Fund	DOLLAR	FTE	DOLLAR	FTE	DOLLAR	FTE	DOLLAR	FTE
FRINGE BENEFITS-CONSTRUCTION								
CORE								
PERSONAL SERVICES								
STATE ROAD	40,375,619	0.00	45,328,542	0.00	45,328,542	0.00	45,328,542	0.00
TOTAL - PS	40,375,619	0.00	45,328,542	0.00	45,328,542	0.00	45,328,542	0.00
EXPENSE & EQUIPMENT								
STATE ROAD	458,556	0.00	456,307	0.00	456,307	0.00	456,307	0.00
TOTAL - EE	458,556	0.00	456,307	0.00	456,307	0.00	456,307	0.00
TOTAL	40,834,175	0.00	45,784,849	0.00	45,784,849	0.00	45,784,849	0.00
Fringes Increase - 1605001								
PERSONAL SERVICES								
STATE ROAD	0	0.00	0	0.00	2,834,514	0.00	4,624,270	0.00
TOTAL - PS	0	0.00	0	0.00	2,834,514	0.00	4,624,270	0.00
EXPENSE & EQUIPMENT								
STATE ROAD	0	0.00	0	0.00	70,800	0.00	70,800	0.00
TOTAL - EE	0	0.00	0	0.00	70,800	0.00	70,800	0.00
TOTAL	0	0.00	0	0.00	2,905,314	0.00	4,695,070	0.00
Fringe increase for Payplan - 1605019								
PERSONAL SERVICES								
STATE ROAD	0	0.00	0	0.00	0	0.00	527,750	0.00
TOTAL - PS	0	0.00	0	0.00	0	0.00	527,750	0.00
TOTAL	0	0.00	0	0.00	0	0.00	527,750	0.00
GRAND TOTAL	\$40,834,175	0.00	\$45,784,849	0.00	\$48,690,163	0.00	\$51,007,669	0.00

DECISION ITEM SUMMARY

Budget Unit									
Decision Item	FY 2013	FY 2013	FY 2014	FY 2014	FY 2015	FY 2015	FY 2015	FY 2015	FY 2015
Budget Object Summary	ACTUAL	ACTUAL	BUDGET	BUDGET	DEPT REQ	DEPT REQ	GOV REC	GOV REC	GOV REC
Fund	DOLLAR	FTE	DOLLAR	FTE	DOLLAR	FTE	DOLLAR	FTE	FTE
FRINGE BENEFITS-MAINTENANCE									
CORE									
PERSONAL SERVICES									
DEPT OF TRANSPORT HWY SAFETY	109,443	0.00	216,453	0.00	216,453	0.00	216,453	0.00	0.00
STATE ROAD	85,909,350	0.00	102,015,953	0.00	102,015,953	0.00	102,015,953	0.00	0.00
TOTAL - PS	86,018,793	0.00	102,232,406	0.00	102,232,406	0.00	102,232,406	0.00	0.00
EXPENSE & EQUIPMENT									
DEPT OF TRANSPORT HWY SAFETY	0	0.00	3,010	0.00	0	0.00	0	0.00	0.00
STATE ROAD	6,285,320	0.00	6,288,445	0.00	6,288,445	0.00	6,288,445	0.00	0.00
TOTAL - EE	6,285,320	0.00	6,291,455	0.00	6,288,445	0.00	6,288,445	0.00	0.00
TOTAL	92,304,113	0.00	108,523,861	0.00	108,520,851	0.00	108,520,851	0.00	0.00
Fringes Increase - 1605001									
PERSONAL SERVICES									
DEPT OF TRANSPORT HWY SAFETY	0	0.00	0	0.00	5,107	0.00	13,597	0.00	0.00
STATE ROAD	0	0.00	0	0.00	6,617,320	0.00	10,421,958	0.00	0.00
TOTAL - PS	0	0.00	0	0.00	6,622,427	0.00	10,435,555	0.00	0.00
EXPENSE & EQUIPMENT									
STATE ROAD	0	0.00	0	0.00	345,333	0.00	345,333	0.00	0.00
TOTAL - EE	0	0.00	0	0.00	345,333	0.00	345,333	0.00	0.00
TOTAL	0	0.00	0	0.00	6,967,760	0.00	10,780,888	0.00	0.00
Fringe increase for Payplan - 1605019									
PERSONAL SERVICES									
DEPT OF TRANSPORT HWY SAFETY	0	0.00	0	0.00	0	0.00	2,504	0.00	0.00
STATE ROAD	0	0.00	0	0.00	0	0.00	1,121,881	0.00	0.00
TOTAL - PS	0	0.00	0	0.00	0	0.00	1,124,385	0.00	0.00
TOTAL	0	0.00	0	0.00	0	0.00	1,124,385	0.00	0.00
GRAND TOTAL	\$92,304,113	0.00	\$108,523,861	0.00	\$115,488,611	0.00	\$120,426,124	0.00	0.00

DECISION ITEM SUMMARY

Budget Unit	FY 2013	FY 2013	FY 2014	FY 2014	FY 2015	FY 2015	FY 2015	FY 2015
Decision Item	ACTUAL	ACTUAL	BUDGET	BUDGET	DEPT REQ	DEPT REQ	GOV REC	GOV REC
Budget Object Summary	DOLLAR	FTE	DOLLAR	FTE	DOLLAR	FTE	DOLLAR	FTE
Fund								
FRINGE BENEFITS-FLT,FAC & INFO								
CORE								
PERSONAL SERVICES								
STATE ROAD	6,741,963	0.00	9,402,328	0.00	9,402,328	0.00	9,402,328	0.00
TOTAL - PS	6,741,963	0.00	9,402,328	0.00	9,402,328	0.00	9,402,328	0.00
EXPENSE & EQUIPMENT								
STATE ROAD	204,014	0.00	204,117	0.00	204,117	0.00	204,117	0.00
TOTAL - EE	204,014	0.00	204,117	0.00	204,117	0.00	204,117	0.00
TOTAL	6,945,977	0.00	9,606,445	0.00	9,606,445	0.00	9,606,445	0.00
Fringes Increase - 1605001								
PERSONAL SERVICES								
STATE ROAD	0	0.00	0	0.00	477,719	0.00	858,594	0.00
TOTAL - PS	0	0.00	0	0.00	477,719	0.00	858,594	0.00
EXPENSE & EQUIPMENT								
STATE ROAD	0	0.00	0	0.00	40,376	0.00	40,376	0.00
TOTAL - EE	0	0.00	0	0.00	40,376	0.00	40,376	0.00
TOTAL	0	0.00	0	0.00	518,095	0.00	898,970	0.00
Fringe increase for Payplan - 1605019								
PERSONAL SERVICES								
STATE ROAD	0	0.00	0	0.00	0	0.00	112,309	0.00
TOTAL - PS	0	0.00	0	0.00	0	0.00	112,309	0.00
TOTAL	0	0.00	0	0.00	0	0.00	112,309	0.00
GRAND TOTAL	\$6,945,977	0.00	\$9,606,445	0.00	\$10,124,540	0.00	\$10,617,724	0.00

DECISION ITEM SUMMARY

Budget Unit									
Decision Item	FY 2013	FY 2013	FY 2014	FY 2014	FY 2015	FY 2015	FY 2015	FY 2015	FY 2015
Budget Object Summary	ACTUAL	ACTUAL	BUDGET	BUDGET	DEPT REQ	DEPT REQ	GOV REC	GOV REC	GOV REC
Fund	DOLLAR	FTE	DOLLAR	FTE	DOLLAR	FTE	DOLLAR	FTE	FTE
FRINGE BENEFITS-MULTIMODAL OP									
CORE									
PERSONAL SERVICES									
MULTIMODAL OPERATIONS FEDERAL	156,441	0.00	184,799	0.00	205,042	0.00	205,042	0.00	0.00
STATE ROAD	227,436	0.00	305,740	0.00	305,740	0.00	305,740	0.00	0.00
RAILROAD EXPENSE	178,568	0.00	289,644	0.00	264,341	0.00	264,341	0.00	0.00
STATE TRANSPORTATION FUND	79,596	0.00	94,731	0.00	99,791	0.00	99,791	0.00	0.00
AVIATION TRUST FUND	276,251	0.00	345,628	0.00	345,628	0.00	345,628	0.00	0.00
TOTAL - PS	918,292	0.00	1,220,542	0.00	1,220,542	0.00	1,220,542	0.00	0.00
TOTAL	918,292	0.00	1,220,542	0.00	1,220,542	0.00	1,220,542	0.00	0.00
Fringes Increase - 1605001									
PERSONAL SERVICES									
MULTIMODAL OPERATIONS FEDERAL	0	0.00	0	0.00	15,926	0.00	24,350	0.00	0.00
STATE ROAD	0	0.00	0	0.00	1,880	0.00	13,895	0.00	0.00
RAILROAD EXPENSE	0	0.00	0	0.00	8,799	0.00	18,852	0.00	0.00
STATE TRANSPORTATION FUND	0	0.00	0	0.00	11,819	0.00	16,141	0.00	0.00
AVIATION TRUST FUND	0	0.00	0	0.00	9,194	0.00	22,605	0.00	0.00
TOTAL - PS	0	0.00	0	0.00	47,618	0.00	95,843	0.00	0.00
TOTAL	0	0.00	0	0.00	47,618	0.00	95,843	0.00	0.00
Fringe increase for Payplan - 1605019									
PERSONAL SERVICES									
MULTIMODAL OPERATIONS FEDERAL	0	0.00	0	0.00	0	0.00	2,484	0.00	0.00
STATE ROAD	0	0.00	0	0.00	0	0.00	3,543	0.00	0.00
RAILROAD EXPENSE	0	0.00	0	0.00	0	0.00	2,964	0.00	0.00
STATE TRANSPORTATION FUND	0	0.00	0	0.00	0	0.00	1,275	0.00	0.00
AVIATION TRUST FUND	0	0.00	0	0.00	0	0.00	3,953	0.00	0.00
TOTAL - PS	0	0.00	0	0.00	0	0.00	14,219	0.00	0.00
TOTAL	0	0.00	0	0.00	0	0.00	14,219	0.00	0.00
GRAND TOTAL	\$918,292	0.00	\$1,220,542	0.00	\$1,268,160	0.00	\$1,330,604	0.00	0.00

CORE DECISION ITEM

Department of Transportation	Budget Unit: Department Wide
Division: Department Wide	
Core: Fringe Benefits	

1. CORE FINANCIAL SUMMARY

	FY 2015 Budget Request					FY 2015 Governor's Recommendation				
	GR	Federal	Other	Total		GR	Federal	Other	Total	
PS	\$0	\$421,495	\$170,233,384	\$170,654,879	E PS	\$0	\$421,495	\$170,233,384	\$170,654,879	E
EE	\$0	\$0	\$21,514,634	\$21,514,634	E EE	\$0	\$0	\$21,514,634	\$21,514,634	E
PSD	\$0	\$0	\$0	\$0	E PSD	\$0	\$0	\$0	\$0	
Total	\$0	\$421,495	\$191,748,018	\$192,169,513	Total	\$0	\$421,495	\$191,748,018	\$192,169,513	
FTE	0.00	0.00	0.00	0.00	FTE	0.00	0.00	0.00	0.00	

Est. Fringe	\$0	\$0	\$0	\$0
--------------------	-----	-----	-----	-----

Note: Fringes budgeted in House Bill 5 except for certain fringes budgeted directly to MoDOT, Highway Patrol, and Conservation.

Est. Fringe	\$0	\$0	\$0	\$0
--------------------	-----	-----	-----	-----

Note: Fringes budgeted in House Bill 5 except for certain fringes budgeted directly to MoDOT, Highway Patrol, and Conservation.

Other Funds: State Road Fund (0320), Railroad Expense Fund (0659), State Transportation Fund (0675) & Aviation Trust Fund (0952)

Other Funds: State Road Fund (0320), Railroad Expense Fund (0659), State Transportation Fund (0675) & Aviation Trust Fund (0952)

2. CORE DESCRIPTION

These appropriations are for the continuation of the core fringe benefits within MoDOT. The personal services fringe benefits include retirement and long term disability (LTD) contributions and medical and life insurance. Retirement and LTD projected expenditures are based upon the core salaries multiplied by an estimated retirement and LTD rate. Based on payroll and return estimates, the rate increased from 54.25 percent in fiscal year 2014 to 58.76 percent in fiscal year 2015. MoDOT's medical insurance rates are calculated on a calendar year basis. The department's share of medical insurance costs for fiscal year 2015 is based on the 2014 and projected 2015 calendar year rates. For calendar year 2014, the rate for the "Subscriber Only" plan is \$335 while the rates for the "Subscriber/Spouse", "Subscriber/1 Child", "Subscriber/2 Children" and "Subscriber/Family" plans range from \$447 to \$971. MoDOT's share of the life insurance annual costs is projected to be \$2.10 per \$1,000 of coverage. The medical and life insurance costs are also based upon the most current actuarial study of the medical plan.

The expense and equipment fringe benefits include medical insurance for retirees, workers' compensation and the employee assistance program (EAP). MoDOT's share of medical insurance for its retirees ranges from \$148 to \$612 for calendar year 2014. Workers' Compensation is based upon the most current actuarial study of the workers' compensation plan. The EAP is based on rates provided by the Missouri Consolidated Health Care Plan (MCHCP).

The employees transferred to MoDOT from the Highway Reciprocity Commission, Motor Carriers & Railroad Safety Division and the Highway Safety Division were given the option to switch to MoDOT's retirement, LTD, medical and life insurance benefits rather than keeping the benefits offered through Missouri State Employee's Retirement System (MOSERS) and the MCHCP. For those employees that chose to remain with MOSERS and MCHCP, their benefits will continue to be funded from House Bill 5.

The Governor's Recommendation is the same amount as the department's request.

CORE DECISION ITEM

Department of Transportation	Budget Unit: Department Wide
Division: Department Wide	
Core: Fringe Benefits	

3. PROGRAM LISTING (list programs included in this core funding)

For the Departments Request, fiscal year 2015 fringe benefits are broken out as follows:

	Retirement & LTD	Medical & Life Insurance	Workers' Compensation	EAP	Retiree Medical Insurance	Total
Administration - Road Fund	\$9,408,179	\$3,062,882	\$37,138	\$8,045	\$14,520,582	\$27,036,826
Construction - Road Fund	\$33,793,734	\$11,534,808	\$430,630	\$25,677		\$45,784,849
Maintenance - Road Fund	\$71,732,184	\$30,283,769	\$6,233,154	\$55,291		\$108,304,398
Maintenance - Hwy Safety Fund	\$160,041	\$56,412				\$216,453
Fleet, Facilities & IS - Road Fund	\$7,189,372	\$2,212,956	\$199,078	\$5,039		\$9,606,445
Multimodal - Road Fund	\$227,133	\$78,607				\$305,740
Multimodal - Federal Fund	\$172,442	\$32,600				\$205,042
Multimodal - Railroad Expense Fund	\$172,971	\$91,370				\$264,341
Multimodal - State Transportation Fund	\$88,371	\$11,420				\$99,791
Multimodal - Aviation Trust Fund	\$253,331	\$92,297				\$345,628
	\$123,197,758	\$47,457,121	\$6,900,000	\$94,052	\$14,520,582	\$192,169,513

For the Governor's Recommendation, fiscal year 2015 fringe benefits are broken out as follows:

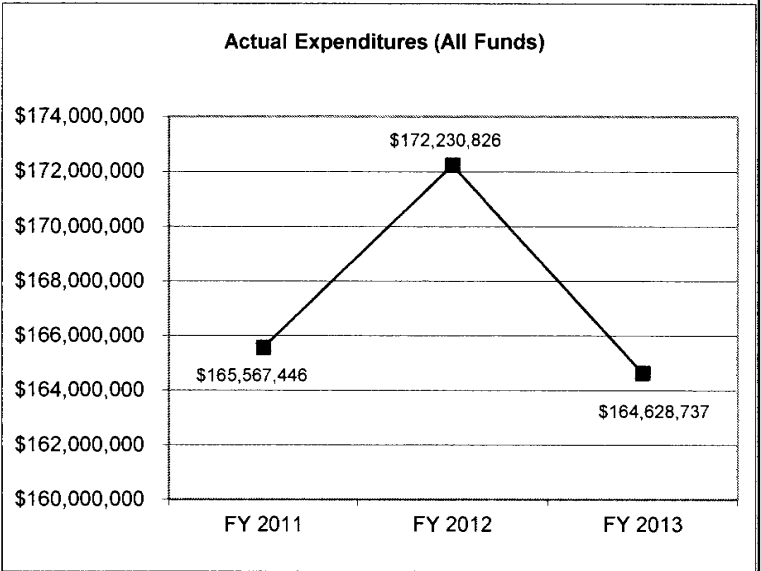
	Retirement & LTD	Medical & Life Insurance	Workers' Compensation	EAP	Retiree Medical Insurance	Total
Administration - Road Fund	\$9,408,179	\$3,062,882	\$37,138	\$8,045	\$14,520,582	\$27,036,826
Construction - Road Fund	\$33,793,734	\$11,534,808	\$430,630	\$25,677		\$45,784,849
Maintenance - Road Fund	\$71,732,184	\$30,283,769	\$6,233,154	\$55,291		\$108,304,398
Maintenance - Hwy Safety Fund	\$160,041	\$56,412				\$216,453
Fleet, Facilities & IS - Road Fund	\$7,189,372	\$2,212,956	\$199,078	\$5,039		\$9,606,445
Multimodal - Road Fund	\$227,133	\$78,607				\$305,740
Multimodal - Federal Fund	\$172,442	\$32,600				\$205,042
Multimodal - Railroad Expense Fund	\$172,971	\$91,370				\$264,341
Multimodal - State Transportation Fund	\$88,371	\$11,420				\$99,791
Multimodal - Aviation Trust Fund	\$253,331	\$92,297				\$345,628
	\$123,197,758	\$47,457,121	\$6,900,000	\$94,052	\$14,520,582	\$192,169,513

CORE DECISION ITEM

Department of Transportation	Budget Unit: <u>Department Wide</u>
Division: Department Wide	
Core: Fringe Benefits	

4. FINANCIAL HISTORY

	FY 2011 Actual	FY 2012 Actual	FY 2013 Actual	FY 2014 Current Yr.
Appropriation (All Funds)	\$185,091,336	\$198,949,354	\$181,501,478	\$192,172,523
Less Reverted (All Funds)	\$0	\$0	\$0	\$0
Budget Authority (All Funds)	\$185,091,336	\$198,949,354	\$181,501,478	\$192,172,523
Actual Expenditures (All Funds)	\$165,567,446	\$172,230,826	\$164,628,737	\$0
Unexpended (All Funds)	\$19,523,890	\$34,768,528	\$16,872,741	\$0
Unexpended, by Fund:				
General Revenue	\$0	\$0	\$0	\$0
Federal	\$173,592	\$131,818	\$148,768	\$0
Other	\$19,350,298	\$34,636,710	\$16,723,973	\$0



Reverted includes Governor's standard 3 percent reserve (when applicable) and any extraordinary withholdings.

NOTES:

CORE RECONCILIATION

**STATE
FRINGE BENEFITS-ADMINISTRATIO**

5. CORE RECONCILIATION

	Budget Class	FTE	GR	Federal	Other	Total	Explanation
TAFP AFTER VETOES							
	PS	0.00	0	0	12,471,061	12,471,061	
	EE	0.00	0	0	14,565,765	14,565,765	
	Total	0.00	0	0	27,036,826	27,036,826	
DEPARTMENT CORE REQUEST							
	PS	0.00	0	0	12,471,061	12,471,061	
	EE	0.00	0	0	14,565,765	14,565,765	
	Total	0.00	0	0	27,036,826	27,036,826	
GOVERNOR'S RECOMMENDED CORE							
	PS	0.00	0	0	12,471,061	12,471,061	
	EE	0.00	0	0	14,565,765	14,565,765	
	Total	0.00	0	0	27,036,826	27,036,826	

CORE RECONCILIATION

STATE
FRINGE BENEFITS-CONSTRUCTION

5. CORE RECONCILIATION

	Budget Class	FTE	GR	Federal	Other	Total	Explanation
TAFP AFTER VETOES							
	PS	0.00	0	0	45,328,542	45,328,542	
	EE	0.00	0	0	456,307	456,307	
	Total	0.00	0	0	45,784,849	45,784,849	
DEPARTMENT CORE REQUEST							
	PS	0.00	0	0	45,328,542	45,328,542	
	EE	0.00	0	0	456,307	456,307	
	Total	0.00	0	0	45,784,849	45,784,849	
GOVERNOR'S RECOMMENDED CORE							
	PS	0.00	0	0	45,328,542	45,328,542	
	EE	0.00	0	0	456,307	456,307	
	Total	0.00	0	0	45,784,849	45,784,849	

CORE RECONCILIATION

STATE
FRINGE BENEFITS-MAINTENANCE

5. CORE RECONCILIATION

	Budget Class	FTE	GR	Federal	Other	Total	Explanation
TAFP AFTER VETOES							
	PS	0.00	0	216,453	102,015,953	102,232,406	
	EE	0.00	0	3,010	6,288,445	6,291,455	
	Total	0.00	0	219,463	108,304,398	108,523,861	
DEPARTMENT CORE ADJUSTMENTS							
Core Reduction	[#13] EE	0.00	0	(3,010)	0	(3,010)	6313 fringes no longer broken out by MoDOT
NET DEPARTMENT CHANGES		0.00	0	(3,010)	0	(3,010)	
DEPARTMENT CORE REQUEST							
	PS	0.00	0	216,453	102,015,953	102,232,406	
	EE	0.00	0	0	6,288,445	6,288,445	
	Total	0.00	0	216,453	108,304,398	108,520,851	
GOVERNOR'S RECOMMENDED CORE							
	PS	0.00	0	216,453	102,015,953	102,232,406	
	EE	0.00	0	0	6,288,445	6,288,445	
	Total	0.00	0	216,453	108,304,398	108,520,851	

CORE RECONCILIATION

**STATE
FRINGE BENEFITS-FLT,FAC & INFO**

5. CORE RECONCILIATION

	Budget Class	FTE	GR	Federal	Other	Total	Explanation
TAFP AFTER VETOES							
	PS	0.00	0	0	9,402,328	9,402,328	
	EE	0.00	0	0	204,117	204,117	
	Total	0.00	0	0	9,606,445	9,606,445	
DEPARTMENT CORE REQUEST							
	PS	0.00	0	0	9,402,328	9,402,328	
	EE	0.00	0	0	204,117	204,117	
	Total	0.00	0	0	9,606,445	9,606,445	
GOVERNOR'S RECOMMENDED CORE							
	PS	0.00	0	0	9,402,328	9,402,328	
	EE	0.00	0	0	204,117	204,117	
	Total	0.00	0	0	9,606,445	9,606,445	

CORE RECONCILIATION

STATE
FRINGE BENEFITS-MULTIMODAL OP

5. CORE RECONCILIATION

	Budget Class	FTE	GR	Federal	Other	Total	Explanation
TAFP AFTER VETOES	PS	0.00	0	184,799	1,035,743	1,220,542	
	Total	0.00	0	184,799	1,035,743	1,220,542	
DEPARTMENT CORE REQUEST	PS	0.00	0	205,042	1,015,500	1,220,542	
	Total	0.00	0	205,042	1,015,500	1,220,542	
GOVERNOR'S RECOMMENDED CORE	PS	0.00	0	205,042	1,015,500	1,220,542	
	Total	0.00	0	205,042	1,015,500	1,220,542	

DECISION ITEM DETAIL

Budget Unit	FY 2013	FY 2013	FY 2014	FY 2014	FY 2015	FY 2015	FY 2015	FY 2015
Decision Item	ACTUAL	ACTUAL	BUDGET	BUDGET	DEPT REQ	DEPT REQ	GOV REC	GOV REC
Budget Object Class	DOLLAR	FTE	DOLLAR	FTE	DOLLAR	FTE	DOLLAR	FTE
FRINGE BENEFITS-ADMINISTRATIO								
CORE								
BENEFITS	10,350,621	0.00	12,471,061	0.00	12,471,061	0.00	12,471,061	0.00
TOTAL - PS	10,350,621	0.00	12,471,061	0.00	12,471,061	0.00	12,471,061	0.00
MISCELLANEOUS EXPENSES	13,275,559	0.00	14,565,765	0.00	14,565,765	0.00	14,565,765	0.00
TOTAL - EE	13,275,559	0.00	14,565,765	0.00	14,565,765	0.00	14,565,765	0.00
GRAND TOTAL	\$23,626,180	0.00	\$27,036,826	0.00	\$27,036,826	0.00	\$27,036,826	0.00
GENERAL REVENUE	\$0	0.00	\$0	0.00	\$0	0.00	\$0	0.00
FEDERAL FUNDS	\$0	0.00	\$0	0.00	\$0	0.00	\$0	0.00
OTHER FUNDS	\$23,626,180	0.00	\$27,036,826	0.00	\$27,036,826	0.00	\$27,036,826	0.00

DECISION ITEM DETAIL

Budget Unit	FY 2013	FY 2013	FY 2014	FY 2014	FY 2015	FY 2015	FY 2015	FY 2015
Decision Item	ACTUAL	ACTUAL	BUDGET	BUDGET	DEPT REQ	DEPT REQ	GOV REC	GOV REC
Budget Object Class	DOLLAR	FTE	DOLLAR	FTE	DOLLAR	FTE	DOLLAR	FTE
FRINGE BENEFITS-CONSTRUCTION								
CORE								
BENEFITS	40,375,619	0.00	45,328,542	0.00	45,328,542	0.00	45,328,542	0.00
TOTAL - PS	40,375,619	0.00	45,328,542	0.00	45,328,542	0.00	45,328,542	0.00
MISCELLANEOUS EXPENSES	458,556	0.00	456,307	0.00	456,307	0.00	456,307	0.00
TOTAL - EE	458,556	0.00	456,307	0.00	456,307	0.00	456,307	0.00
GRAND TOTAL	\$40,834,175	0.00	\$45,784,849	0.00	\$45,784,849	0.00	\$45,784,849	0.00
GENERAL REVENUE	\$0	0.00	\$0	0.00	\$0	0.00	\$0	0.00
FEDERAL FUNDS	\$0	0.00	\$0	0.00	\$0	0.00	\$0	0.00
OTHER FUNDS	\$40,834,175	0.00	\$45,784,849	0.00	\$45,784,849	0.00	\$45,784,849	0.00

DECISION ITEM DETAIL

Budget Unit	FY 2013	FY 2013	FY 2014	FY 2014	FY 2015	FY 2015	FY 2015	FY 2015
Decision Item	ACTUAL	ACTUAL	BUDGET	BUDGET	DEPT REQ	DEPT REQ	GOV REC	GOV REC
Budget Object Class	DOLLAR	FTE	DOLLAR	FTE	DOLLAR	FTE	DOLLAR	FTE
FRINGE BENEFITS-MAINTENANCE								
CORE								
BENEFITS	86,018,793	0.00	102,232,406	0.00	102,232,406	0.00	102,232,406	0.00
TOTAL - PS	86,018,793	0.00	102,232,406	0.00	102,232,406	0.00	102,232,406	0.00
MISCELLANEOUS EXPENSES	6,285,320	0.00	6,291,455	0.00	6,288,445	0.00	6,288,445	0.00
TOTAL - EE	6,285,320	0.00	6,291,455	0.00	6,288,445	0.00	6,288,445	0.00
GRAND TOTAL	\$92,304,113	0.00	\$108,523,861	0.00	\$108,520,851	0.00	\$108,520,851	0.00
GENERAL REVENUE	\$0	0.00	\$0	0.00	\$0	0.00	\$0	0.00
FEDERAL FUNDS	\$109,443	0.00	\$219,463	0.00	\$216,453	0.00	\$216,453	0.00
OTHER FUNDS	\$92,194,670	0.00	\$108,304,398	0.00	\$108,304,398	0.00	\$108,304,398	0.00

DECISION ITEM DETAIL

Budget Unit	FY 2013	FY 2013	FY 2014	FY 2014	FY 2015	FY 2015	FY 2015	FY 2015
Decision Item	ACTUAL	ACTUAL	BUDGET	BUDGET	DEPT REQ	DEPT REQ	GOV REC	GOV REC
Budget Object Class	DOLLAR	FTE	DOLLAR	FTE	DOLLAR	FTE	DOLLAR	FTE
FRINGE BENEFITS-FLT,FAC & INFO								
CORE								
BENEFITS	6,741,963	0.00	9,402,328	0.00	9,402,328	0.00	9,402,328	0.00
TOTAL - PS	6,741,963	0.00	9,402,328	0.00	9,402,328	0.00	9,402,328	0.00
MISCELLANEOUS EXPENSES	204,014	0.00	204,117	0.00	204,117	0.00	204,117	0.00
TOTAL - EE	204,014	0.00	204,117	0.00	204,117	0.00	204,117	0.00
GRAND TOTAL	\$6,945,977	0.00	\$9,606,445	0.00	\$9,606,445	0.00	\$9,606,445	0.00
GENERAL REVENUE	\$0	0.00	\$0	0.00	\$0	0.00	\$0	0.00
FEDERAL FUNDS	\$0	0.00	\$0	0.00	\$0	0.00	\$0	0.00
OTHER FUNDS	\$6,945,977	0.00	\$9,606,445	0.00	\$9,606,445	0.00	\$9,606,445	0.00

DECISION ITEM DETAIL

Budget Unit	FY 2013	FY 2013	FY 2014	FY 2014	FY 2015	FY 2015	FY 2015	FY 2015
Decision Item	ACTUAL	ACTUAL	BUDGET	BUDGET	DEPT REQ	DEPT REQ	GOV REC	GOV REC
Budget Object Class	DOLLAR	FTE	DOLLAR	FTE	DOLLAR	FTE	DOLLAR	FTE
FRINGE BENEFITS-MULTIMODAL OP								
CORE								
BENEFITS	918,292	0.00	1,220,542	0.00	1,220,542	0.00	1,220,542	0.00
TOTAL - PS	918,292	0.00	1,220,542	0.00	1,220,542	0.00	1,220,542	0.00
GRAND TOTAL	\$918,292	0.00	\$1,220,542	0.00	\$1,220,542	0.00	\$1,220,542	0.00
GENERAL REVENUE	\$0	0.00	\$0	0.00	\$0	0.00	\$0	0.00
FEDERAL FUNDS	\$156,441	0.00	\$184,799	0.00	\$205,042	0.00	\$205,042	0.00
OTHER FUNDS	\$761,851	0.00	\$1,035,743	0.00	\$1,015,500	0.00	\$1,015,500	0.00

PROGRAM DESCRIPTION

Department of Transportation
Department Wide Fringe Benefits
Program is found in the following core budget(s): Fringe Benefits

1. What does this program do?

These appropriations are for the continuation of the core fringe benefits within MoDOT. The personal services fringe benefits include retirement and long term disability (LTD) contributions and medical and life insurance. The expense and equipment fringe benefits include medical insurance for retirees, workers' compensation and the Employee Assistance Program (EAP).

2. What is the authorization for this program, i.e., federal or state statute, etc.? (Include the federal program number, if applicable.)

Article IV, Section 30(b) and (c), MO Constitution, Title 23 USC 130, 400-411, Title 49 USC (various programs), 33.546, 226.220, 226.225, 305.230 and 622.015, RSMo

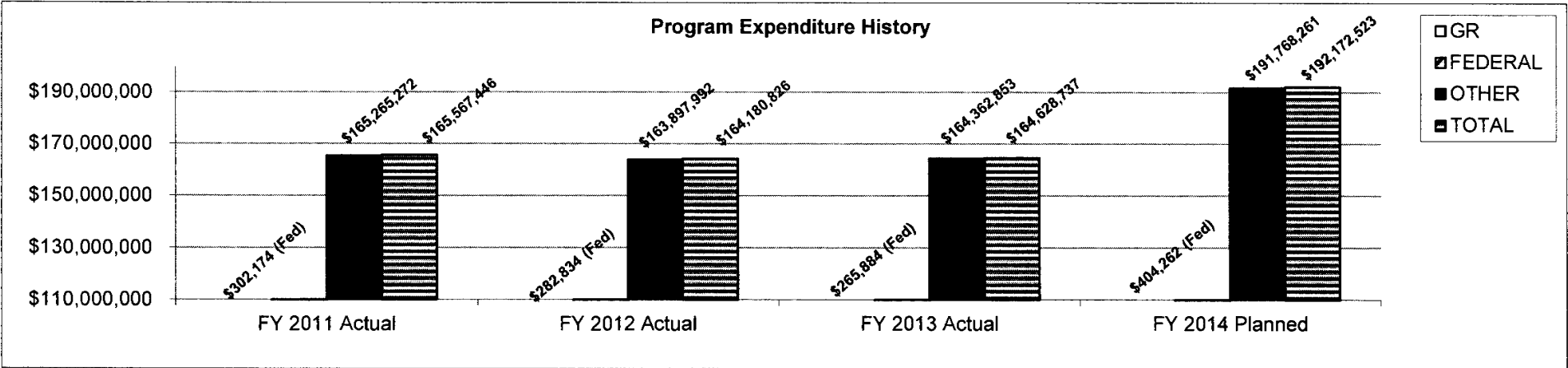
3. Are there federal matching requirements? If yes, please explain.

No.

4. Is this a federally mandated program? If yes, please explain.

No.

5. Provide actual expenditures for the prior three fiscal years and planned expenditures for the current fiscal year.



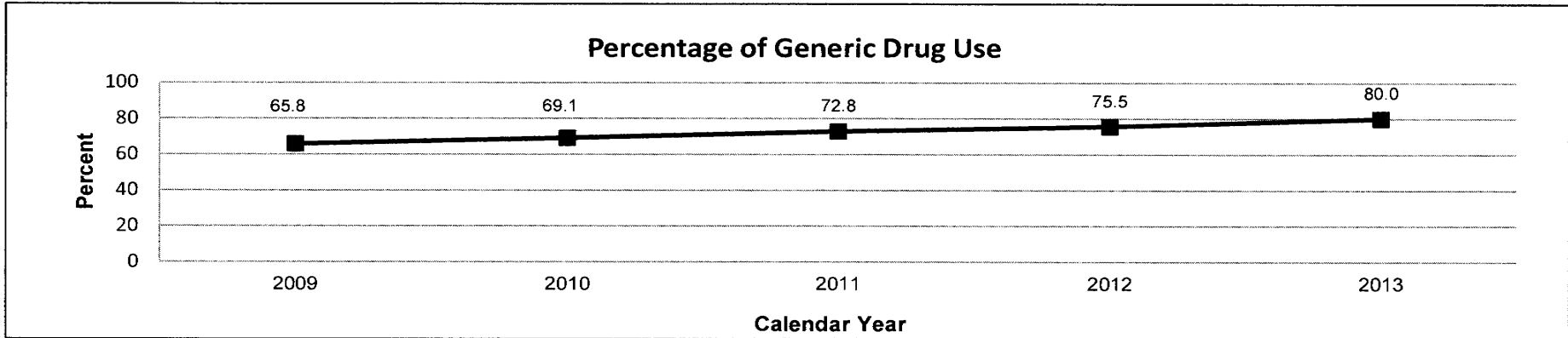
6. What are the sources of the "Other" funds?

State Road Fund (0320), Railroad Expense Fund (0659), State Transportation Fund (0675) and Aviation Trust Fund (0952)

PROGRAM DESCRIPTION

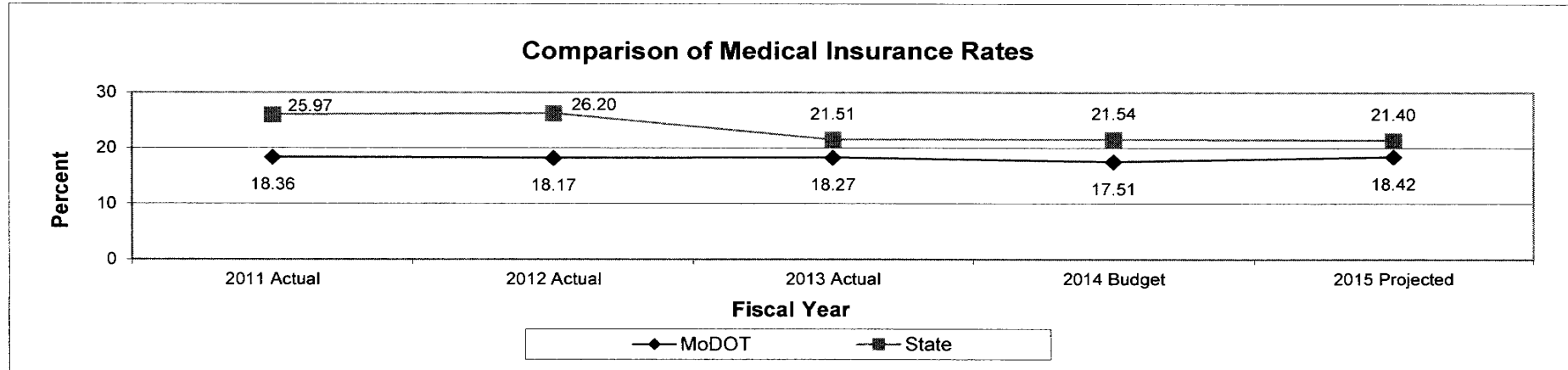
Department of Transportation
Department Wide Fringe Benefits
Program is found in the following core budget(s): Fringe Benefits

7a. Provide an effectiveness measure



Data provided by prescription drug administrator. Shows the increased use of generics prescriptions among plan participants.

7b. Provide an efficiency measure



Medical insurance rates - Calculated by dividing medical by personal service costs.

PROGRAM DESCRIPTION

Department of Transportation
Department Wide Fringe Benefits
Program is found in the following core budget(s): Fringe Benefits
7c. Provide the number of clients/individuals served, if applicable. MoDOT estimates approximately 4,794 active employees and approximately 4,723 retirees enrolled in the MoDOT/MSHP Medical Plan in calendar year 2013.
7d. Provide a customer satisfaction measure, if available. N/A

**Fringe Benefits
Expansion**

NEW DECISION ITEM
RANK: 5 OF 17

Department of Transportation	Budget Unit: Department Wide
Division: Department Wide	
DI Name: Fringe Benefits Expansion	DI# 1605001

1. AMOUNT OF REQUEST

	FY 2015 Budget Request					FY 2015 Governor's Recommendation					
	GR	Federal	Other	Total		GR	Fed	Other	Total		
PS	\$0	\$21,033	\$10,793,948	\$10,814,981	E	PS	\$0	\$37,947	\$17,307,158	\$17,345,105	E
EE	\$0	\$0	\$1,687,987	\$1,687,987	E	EE	\$0	\$0	\$1,687,987	\$1,687,987	E
PSD	\$0	\$0	\$0	\$0		PSD	\$0	\$0	\$0	\$0	
Total	\$0	\$21,033	\$12,481,935	\$12,502,968		Total	\$0	\$37,947	\$18,995,145	\$19,033,092	
FTE	0.00	0.00	0.00	0.00		FTE	0.00	0.00	0.00	0.00	

Est. Fringe	\$0	\$0	\$0	\$0
--------------------	-----	-----	-----	-----

Note: Fringes budgeted in House Bill 5 except for certain fringes budgeted directly to MoDOT, Highway Patrol, and Conservation.

Est. Fringe	\$0	\$0	\$0	\$0
--------------------	-----	-----	-----	-----

Note: Fringes budgeted in House Bill 5 except for certain fringes budgeted directly to MoDOT, Highway Patrol, and Conservation.

Other Funds: State Road Fund (0320), State Transportation Fund (0675), Railroad Expense Fund (0659), Aviation Trust Fund (0952)

Other Funds: State Road Fund (0320), State Transportation Fund (0675), Railroad Expense Fund (0659), Aviation Trust Fund (0952)

2. THIS REQUEST CAN BE CATEGORIZED AS:

<input type="checkbox"/> New Legislation	<input type="checkbox"/> New Program	<input type="checkbox"/> Supplemental
<input type="checkbox"/> Federal Mandate	<input type="checkbox"/> Program Expansion	<input checked="" type="checkbox"/> Cost to Continue
<input type="checkbox"/> GR Pick-Up	<input type="checkbox"/> Space Request	<input type="checkbox"/> Equipment Replacement
<input type="checkbox"/> Pay Plan	<input type="checkbox"/> Other: _____	

3. WHY IS THIS FUNDING NEEDED? PROVIDE AN EXPLANATION FOR ITEMS CHECKED IN #2. INCLUDE THE FEDERAL OR STATE STATUTORY OR CONSTITUTIONAL AUTHORIZATION FOR THIS PROGRAM.

Article IV, Section 30(b), MO Constitution, 226.220, RSMo

This expansion item is requested to ensure necessary funds are provided to continue fringe benefits. Retirement contributions, active employee and retiree medical costs, Employee Assistance Program (EAP) and workers' compensation are increasing.

The Governor's Recommendation contains additional retirement contributions due to a rate increase.

NEW DECISION ITEM
RANK: 5 OF 17

Department of Transportation	Budget Unit: Department Wide
Division: Department Wide	
DI Name: Fringe Benefits Expansion	DI# 1605001

Listed below is a breakdown of the fiscal year 2015 fringe benefits expansion budget request by fund:

	Fringe Benefits PS	Fringe Benefits E&E	
Administration	\$832,703	\$1,231,478	State Road Fund
Construction	\$2,834,514	\$70,800	State Road Fund
Maintenance	\$6,622,427	\$345,333	State Road Fund, Highway Safety Federal Fund
Fleet, Facilities & Info Systems	\$477,719	\$40,376	State Road Fund
Multimodal Operations	\$47,618		State Road Fund, Aviation Trust Fund, State Transportation Fund, Railroad Expense Fund, and Multimodal Operations Federal Fund
	<hr/>	<hr/>	
TOTAL	\$10,814,981	\$1,687,987	
		\$12,502,968	

Fringe Benefits-PS includes retirement and long term disability and medical and life insurance.
 Fringe Benefits-E&E includes retirees' medical insurance, workers' compensation and the Employee Assistance Program (EAP).

The Governor's Recommendation is listed below with the FY 2015 Fringe Benefit Expansion Budget Request by fund:

	Fringe Benefits PS	Fringe Benefits E&E	
Administration	\$1,330,843	\$1,231,478	State Road Fund
Construction	\$4,624,270	\$70,800	State Road Fund
Maintenance	\$10,435,555	\$345,333	State Road Fund, Highway Safety Federal Fund
Fleet, Facilities & Info Systems	\$858,594	\$40,376	State Road Fund
Multimodal Operations	\$95,843		State Road Fund, Aviation Trust Fund, State Transportation Fund, Railroad Expense Fund, and Multimodal Operations Federal Fund
	<hr/>	<hr/>	
TOTAL	\$17,345,105	\$1,687,987	
		\$19,033,092	

Fringe Benefits-PS includes retirement and long term disability and medical and life insurance.
 Fringe Benefits-E&E includes retirees' medical insurance, workers' compensation and the Employee Assistance Program (EAP).

NEW DECISION ITEM

RANK: 5 OF 17

Department of Transportation		Budget Unit: <u>Department Wide</u>	
Division: <u>Department Wide</u>			
DI Name: <u>Fringe Benefits Expansion</u>	DI# <u>1605001</u>		

4. DESCRIBE THE DETAILED ASSUMPTIONS USED TO DERIVE THE SPECIFIC REQUESTED AMOUNT. (How did you determine that the requested number of FTE were appropriate? From what source or standard did you derive the requested levels of funding? Were alternatives such as outsourcing or automation considered? If based on new legislation, does request tie to TAFP fiscal note? If not, explain why. Detail which portions of the request are one-times and how those amounts were calculated.)

The fringe benefits are increasing \$19.0 million in fiscal year 2015 due to the increasing retirement contribution rate, medical increase, the Employee Assistance Program (EAP) and workers compensation increase.

5. BREAK DOWN THE REQUEST BY BUDGET OBJECT CLASS, JOB CLASS, AND FUND SOURCE. IDENTIFY ONE-TIME COSTS.

Budget Object Class	Job Class	Dept Req GR DOLLARS	Dept Req GR FTE	Dept Req FED DOLLARS	Dept Req FED FTE	Dept Req OTHER DOLLARS	Dept Req OTHER FTE	Dept Req TOTAL DOLLARS	Dept Req TOTAL FTE	Dept Req One-Time DOLLARS
				\$21,033		\$10,793,948		\$0	0.0	
Total PS		\$0	0.0	\$21,033	0.0	\$10,793,948	0.0	\$10,814,981	0.0	\$0
	740					\$1,687,987		\$1,687,987		\$0
Total EE		\$0		\$0		\$1,687,987		\$1,687,987		\$0
Total PSD		\$0		\$0		\$0		\$0		\$0
Grand Total		\$0	0.0	\$21,033	0.0	\$12,481,935	0.0	\$12,502,968	0.0	\$0

NEW DECISION ITEM
RANK: 5 OF 17

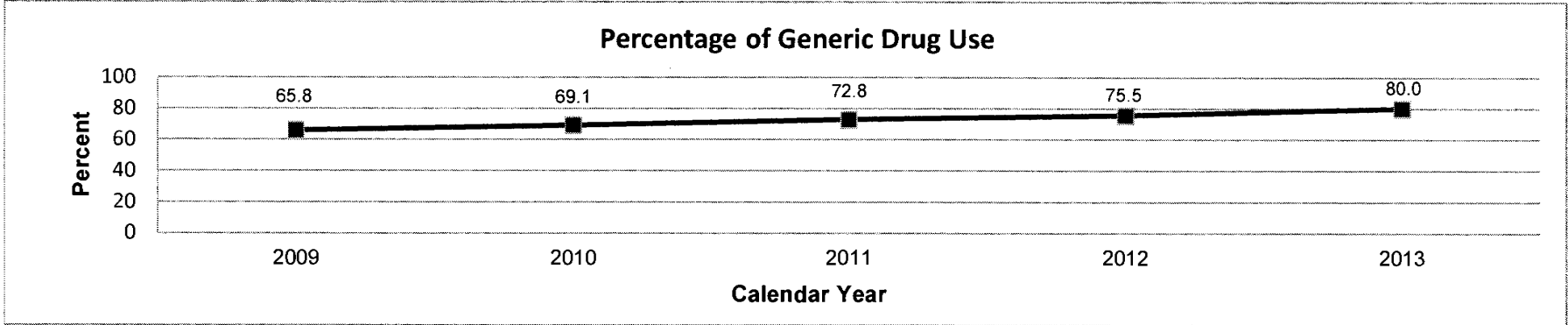
Department of Transportation		Budget Unit: Department Wide								
Division: Department Wide										
DI Name: Fringe Benefits Expansion		DI# 1605001								
Budget Object Class	Job Class	Gov Req GR DOLLARS	Gov Req GR FTE	Gov Req FED DOLLARS	Gov Req FED FTE	Gov Req OTHER DOLLARS	Gov Req OTHER FTE	Gov Req TOTAL DOLLARS	Gov Req TOTAL FTE	Gov Req One-Time DOLLARS
				\$37,947		\$17,307,158		\$17,345,105	0.0	
Total PS		\$0	0.0	\$37,947	0.0	\$17,307,158	0.0	\$17,345,105	0.0	\$0
				\$0		\$1,687,987		\$1,687,987		\$0
Total EE		\$0		\$0		\$1,687,987		\$1,687,987		\$0
Total PSD		\$0		\$0		\$0		\$0		\$0
Grand Total		\$0	0.0	\$37,947	0.0	\$18,995,145	0.0	\$19,033,092	0.0	\$0

NEW DECISION ITEM
RANK: 5 OF 17

Department Transportation	Budget Unit: <u>Department Wide</u>
Division: <u>Department Wide</u>	
DI Name: <u>Fringe Benefits Expansion</u>	DI# <u>1605001</u>

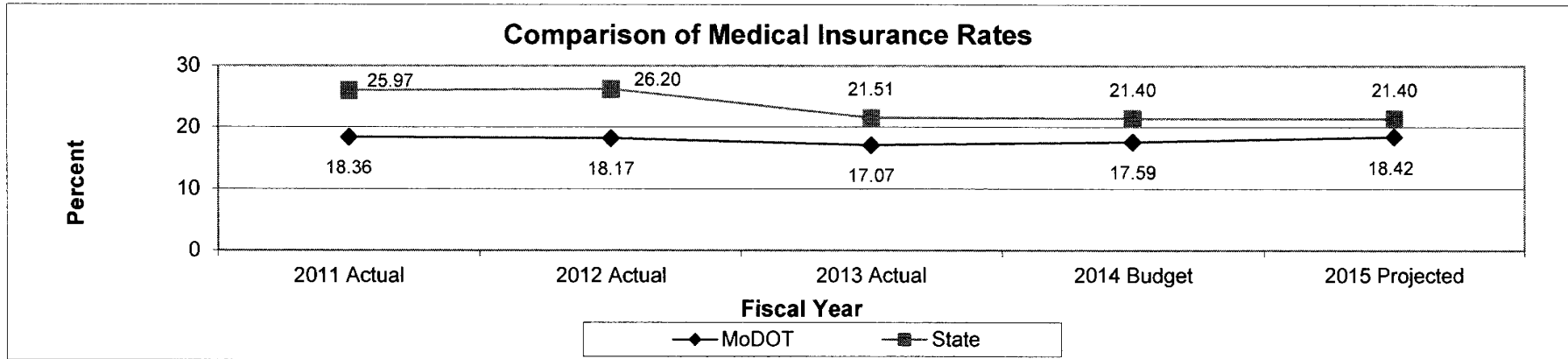
6. PERFORMANCE MEASURES (If new decision item has an associated core, separately identify projected performance with & without additional funding.)

6a. Provide an effectiveness measure.



Data provided by prescription drug administrator. Shows the increased use of generics prescriptions among plan participants.

6b. Provide an efficiency measure.



Medical insurance rates - Calculated by dividing medical by personal service costs.

NEW DECISION ITEM
RANK: 5 OF 17

Department Transportation	Budget Unit: Department Wide
Division: Department Wide	
DI Name: Fringe Benefits Expansion	DI# 1605001
6c. Provide the number of clients/individuals served, if applicable. MoDOT estimates approximately 4,794 active employees and approximately 4,723 retirees enrolled in the MoDOT/MSHP Medical Plan in calendar year 2013.	
6d. Provide a customer satisfaction measure, if available. N/A	

NEW DECISION ITEM

RANK: 5 **OF** 17

Department of Transportation	Budget Unit: <u>Department Wide</u>
Division: Department Wide	
DI Name: Fringe Benefits Expansion	DI# 1605001

7. STRATEGIES TO ACHIEVE THE PERFORMANCE MEASUREMENT TARGETS:

Encourage members of the MoDOT/MSHP Medical and Life Insurance Plan (Plan) to utilize web-based tools to manage health care needs including diet, fitness level, emotional well-being and identify risk factors for certain health conditions to maintain good health. The Plan provides a Disease Management Program and Medical Management for individuals with chronic health conditions and complex needs. These programs help to prevent recurring symptoms and to attain cost-efficient and medically necessary care, so that members attain a higher quality of life.

Encourage members of the Plan to use generic drugs to decrease, or slow the growth of, prescription drug costs.

Continue to deploy safe work practices.

Hold managers and supervisors accountable for managing sick leave and enforcing safety rules among employees.

DECISION ITEM DETAIL

Budget Unit	FY 2013	FY 2013	FY 2014	FY 2014	FY 2015	FY 2015	FY 2015	FY 2015
Decision Item	ACTUAL	ACTUAL	BUDGET	BUDGET	DEPT REQ	DEPT REQ	GOV REC	GOV REC
Budget Object Class	DOLLAR	FTE	DOLLAR	FTE	DOLLAR	FTE	DOLLAR	FTE
FRINGE BENEFITS-ADMINISTRATIO								
Fringes Increase - 1605001								
BENEFITS	0	0.00	0	0.00	832,703	0.00	1,330,843	0.00
TOTAL - PS	0	0.00	0	0.00	832,703	0.00	1,330,843	0.00
MISCELLANEOUS EXPENSES	0	0.00	0	0.00	1,231,478	0.00	1,231,478	0.00
TOTAL - EE	0	0.00	0	0.00	1,231,478	0.00	1,231,478	0.00
GRAND TOTAL	\$0	0.00	\$0	0.00	\$2,064,181	0.00	\$2,562,321	0.00
GENERAL REVENUE	\$0	0.00	\$0	0.00	\$0	0.00	\$0	0.00
FEDERAL FUNDS	\$0	0.00	\$0	0.00	\$0	0.00	\$0	0.00
OTHER FUNDS	\$0	0.00	\$0	0.00	\$2,064,181	0.00	\$2,562,321	0.00

DECISION ITEM DETAIL

Budget Unit	FY 2013	FY 2013	FY 2014	FY 2014	FY 2015	FY 2015	FY 2015	FY 2015
Decision Item	ACTUAL	ACTUAL	BUDGET	BUDGET	DEPT REQ	DEPT REQ	GOV REC	GOV REC
Budget Object Class	DOLLAR	FTE	DOLLAR	FTE	DOLLAR	FTE	DOLLAR	FTE
FRINGE BENEFITS-CONSTRUCTION								
Fringes Increase - 1605001								
BENEFITS	0	0.00	0	0.00	2,834,514	0.00	4,624,270	0.00
TOTAL - PS	0	0.00	0	0.00	2,834,514	0.00	4,624,270	0.00
MISCELLANEOUS EXPENSES	0	0.00	0	0.00	70,800	0.00	70,800	0.00
TOTAL - EE	0	0.00	0	0.00	70,800	0.00	70,800	0.00
GRAND TOTAL	\$0	0.00	\$0	0.00	\$2,905,314	0.00	\$4,695,070	0.00
GENERAL REVENUE	\$0	0.00	\$0	0.00	\$0	0.00	\$0	0.00
FEDERAL FUNDS	\$0	0.00	\$0	0.00	\$0	0.00	\$0	0.00
OTHER FUNDS	\$0	0.00	\$0	0.00	\$2,905,314	0.00	\$4,695,070	0.00

DECISION ITEM DETAIL

Budget Unit	FY 2013	FY 2013	FY 2014	FY 2014	FY 2015	FY 2015	FY 2015	FY 2015
Decision Item	ACTUAL	ACTUAL	BUDGET	BUDGET	DEPT REQ	DEPT REQ	GOV REC	GOV REC
Budget Object Class	DOLLAR	FTE	DOLLAR	FTE	DOLLAR	FTE	DOLLAR	FTE
FRINGE BENEFITS-MAINTENANCE								
Fringes Increase - 1605001								
BENEFITS	0	0.00	0	0.00	6,622,427	0.00	10,435,555	0.00
TOTAL - PS	0	0.00	0	0.00	6,622,427	0.00	10,435,555	0.00
MISCELLANEOUS EXPENSES	0	0.00	0	0.00	345,333	0.00	345,333	0.00
TOTAL - EE	0	0.00	0	0.00	345,333	0.00	345,333	0.00
GRAND TOTAL	\$0	0.00	\$0	0.00	\$6,967,760	0.00	\$10,780,888	0.00
GENERAL REVENUE	\$0	0.00	\$0	0.00	\$0	0.00	\$0	0.00
FEDERAL FUNDS	\$0	0.00	\$0	0.00	\$5,107	0.00	\$13,597	0.00
OTHER FUNDS	\$0	0.00	\$0	0.00	\$6,962,653	0.00	\$10,767,291	0.00

DECISION ITEM DETAIL

Budget Unit	FY 2013	FY 2013	FY 2014	FY 2014	FY 2015	FY 2015	FY 2015	FY 2015
Decision Item	ACTUAL	ACTUAL	BUDGET	BUDGET	DEPT REQ	DEPT REQ	GOV REC	GOV REC
Budget Object Class	DOLLAR	FTE	DOLLAR	FTE	DOLLAR	FTE	DOLLAR	FTE
FRINGE BENEFITS-FLT,FAC & INFO								
Fringes Increase - 1605001								
BENEFITS	0	0.00	0	0.00	477,719	0.00	858,594	0.00
TOTAL - PS	0	0.00	0	0.00	477,719	0.00	858,594	0.00
MISCELLANEOUS EXPENSES	0	0.00	0	0.00	40,376	0.00	40,376	0.00
TOTAL - EE	0	0.00	0	0.00	40,376	0.00	40,376	0.00
GRAND TOTAL	\$0	0.00	\$0	0.00	\$518,095	0.00	\$898,970	0.00
GENERAL REVENUE	\$0	0.00	\$0	0.00	\$0	0.00	\$0	0.00
FEDERAL FUNDS	\$0	0.00	\$0	0.00	\$0	0.00	\$0	0.00
OTHER FUNDS	\$0	0.00	\$0	0.00	\$518,095	0.00	\$898,970	0.00

DECISION ITEM DETAIL

Budget Unit	FY 2013	FY 2013	FY 2014	FY 2014	FY 2015	FY 2015	FY 2015	FY 2015
Decision Item	ACTUAL	ACTUAL	BUDGET	BUDGET	DEPT REQ	DEPT REQ	GOV REC	GOV REC
Budget Object Class	DOLLAR	FTE	DOLLAR	FTE	DOLLAR	FTE	DOLLAR	FTE
FRINGE BENEFITS-MULTIMODAL OP								
Fringes Increase - 1605001								
BENEFITS	0	0.00	0	0.00	47,618	0.00	95,843	0.00
TOTAL - PS	0	0.00	0	0.00	47,618	0.00	95,843	0.00
GRAND TOTAL	\$0	0.00	\$0	0.00	\$47,618	0.00	\$95,843	0.00
GENERAL REVENUE	\$0	0.00	\$0	0.00	\$0	0.00	\$0	0.00
FEDERAL FUNDS	\$0	0.00	\$0	0.00	\$15,926	0.00	\$24,350	0.00
OTHER FUNDS	\$0	0.00	\$0	0.00	\$31,692	0.00	\$71,493	0.00

NEW DECISION ITEM
RANK: 17 OF 17

Department of Transportation	Budget Unit Department Wide
Division: Department Wide	
DI Name: Fringes for General Structure Adjustment - Cost of Living	DI#: 1605019

1. AMOUNT OF REQUEST

	FY 2015 Budget Request			
	GR	Federal	Other	Total
PS	0	0	0	0
EE	0	0	0	0
PSD	0	0	0	0
TRF	0	0	0	0
Total	0	0	0	0

FTE 0.00 0.00 0.00 0.00

Est. Fringe	0	0	0	0
--------------------	---	---	---	---

Note: Fringes budgeted in House Bill 5 except for certain fringes budgeted directly to MoDOT, Highway Patrol, and Conservation.

Other Funds:

	FY 2015 Governor's Recommendation			
	GR	Federal	Other	Total
PS	0	4,988	1,920,563	1,925,551 E
EE	0	0	0	0
PSD	0	0	0	0
TRF	0	0	0	0
Total	0	4,988	1,920,563	1,925,551

FTE 0.00 0.00 0.00 0.00

Est. Fringe	0	0	0	0
--------------------	---	---	---	---

Note: Fringes budgeted in House Bill 5 except for certain fringes budgeted directly to MoDOT, Highway Patrol, and Conservation.

Other Funds: State Road Fund (0320), State Transportation Fund (0675), Aviation Trust Fund (0952), Railroad Expense Fund (0290)

2. THIS REQUEST CAN BE CATEGORIZED AS:

<input type="checkbox"/> New Legislation	<input type="checkbox"/> New Program	<input type="checkbox"/> Fund Switch
<input type="checkbox"/> Federal Mandate	<input type="checkbox"/> Program Expansion	<input type="checkbox"/> Cost to Continue
<input type="checkbox"/> GR Pick-Up	<input type="checkbox"/> Space Request	<input type="checkbox"/> Equipment Replacement
<input checked="" type="checkbox"/> Pay Plan	<input type="checkbox"/> Other: _____	

3. WHY IS THIS FUNDING NEEDED? PROVIDE AN EXPLANATION FOR ITEMS CHECKED IN #2. INCLUDE THE FEDERAL OR STATE STATUTORY OR CONSTITUTIONAL AUTHORIZATION FOR THIS PROGRAM.

The Governor's Fiscal Year 2015 budget includes a three percent pay raise for state employees, beginning January 1, 2015. This new decision item is for the corresponding fringe benefits increase.

NEW DECISION ITEM
RANK: 17 OF 17

Department of Transportation	Budget Unit <u>Department Wide</u>
Division: <u>Department Wide</u>	
DI Name: <u>Fringes for General Structure Adjustment - Cost of Living</u>	DI#: <u>1605019</u>

4. DESCRIBE THE DETAILED ASSUMPTIONS USED TO DERIVE THE SPECIFIC REQUESTED AMOUNT. (How did you determine that the requested number of FTE were appropriate? From what source or standard did you derive the requested levels of funding? Were alternatives such as outsourcing or automation considered? If based on new legislation, does request tie to TAFP fiscal note? If not, explain why. Detail which portions of the request are one-times and how those amounts were calculated.)

A rate of 58.76 percent, the retirement contribution rate, was applied to the three percent pay raise. This is the only fringe benefit impacted.

5. BREAK DOWN THE REQUEST BY BUDGET OBJECT CLASS, JOB CLASS, AND FUND SOURCE. IDENTIFY ONE-TIME COSTS.

Budget Object Class/Job Class	Dept Req GR DOLLARS	Dept Req GR FTE	Dept Req FED DOLLARS	Dept Req FED FTE	Dept Req OTHER DOLLARS	Dept Req OTHER FTE	Dept Req TOTAL DOLLARS	Dept Req TOTAL FTE	Dept Req One-Time DOLLARS
							0	0.0	
Total PS	0	0.0	0	0.0	0	0.0	0	0.0	0
Grand Total	0	0.0	0	0.0	0	0.0	0	0.0	0

Budget Object Class/Job Class	Gov Rec GR DOLLARS	Gov Rec GR FTE	Gov Rec FED DOLLARS	Gov Rec FED FTE	Gov Rec OTHER DOLLARS	Gov Rec OTHER FTE	Gov Rec TOTAL DOLLARS	Gov Rec TOTAL FTE	Gov Rec One-Time DOLLARS
							0	0.0	
Total PS	0	0.0	4,988	0.0	1,920,563	0.0	1,925,551	0.0	0
Grand Total	0	0.0	4,988	0.0	1,920,563	0.0	1,925,551	0.0	0

DECISION ITEM DETAIL

Budget Unit	FY 2013	FY 2013	FY 2014	FY 2014	FY 2015	FY 2015	FY 2015	FY 2015
Decision Item	ACTUAL	ACTUAL	BUDGET	BUDGET	DEPT REQ	DEPT REQ	GOV REC	GOV REC
Budget Object Class	DOLLAR	FTE	DOLLAR	FTE	DOLLAR	FTE	DOLLAR	FTE
FRINGE BENEFITS-ADMINISTRATIO								
Fringe increase for Payplan - 1605019								
BENEFITS	0	0.00	0	0.00	0	0.00	146,888	0.00
TOTAL - PS	0	0.00	0	0.00	0	0.00	146,888	0.00
GRAND TOTAL	\$0	0.00	\$0	0.00	\$0	0.00	\$146,888	0.00
GENERAL REVENUE	\$0	0.00	\$0	0.00	\$0	0.00	\$0	0.00
FEDERAL FUNDS	\$0	0.00	\$0	0.00	\$0	0.00	\$0	0.00
OTHER FUNDS	\$0	0.00	\$0	0.00	\$0	0.00	\$146,888	0.00

DECISION ITEM DETAIL

Budget Unit	FY 2013	FY 2013	FY 2014	FY 2014	FY 2015	FY 2015	FY 2015	FY 2015
Decision Item	ACTUAL	ACTUAL	BUDGET	BUDGET	DEPT REQ	DEPT REQ	GOV REC	GOV REC
Budget Object Class	DOLLAR	FTE	DOLLAR	FTE	DOLLAR	FTE	DOLLAR	FTE
FRINGE BENEFITS-CONSTRUCTION								
Fringe increase for Payplan - 1605019								
BENEFITS	0	0.00	0	0.00	0	0.00	527,750	0.00
TOTAL - PS	0	0.00	0	0.00	0	0.00	527,750	0.00
GRAND TOTAL	\$0	0.00	\$0	0.00	\$0	0.00	\$527,750	0.00
GENERAL REVENUE	\$0	0.00	\$0	0.00	\$0	0.00	\$0	0.00
FEDERAL FUNDS	\$0	0.00	\$0	0.00	\$0	0.00	\$0	0.00
OTHER FUNDS	\$0	0.00	\$0	0.00	\$0	0.00	\$527,750	0.00

DECISION ITEM DETAIL

Budget Unit	FY 2013	FY 2013	FY 2014	FY 2014	FY 2015	FY 2015	FY 2015	FY 2015
Decision Item	ACTUAL	ACTUAL	BUDGET	BUDGET	DEPT REQ	DEPT REQ	GOV REC	GOV REC
Budget Object Class	DOLLAR	FTE	DOLLAR	FTE	DOLLAR	FTE	DOLLAR	FTE
FRINGE BENEFITS-MAINTENANCE								
Fringe increase for Payplan - 1605019								
BENEFITS	0	0.00	0	0.00	0	0.00	1,124,385	0.00
TOTAL - PS	0	0.00	0	0.00	0	0.00	1,124,385	0.00
GRAND TOTAL	\$0	0.00	\$0	0.00	\$0	0.00	\$1,124,385	0.00
GENERAL REVENUE	\$0	0.00	\$0	0.00	\$0	0.00	\$0	0.00
FEDERAL FUNDS	\$0	0.00	\$0	0.00	\$0	0.00	\$2,504	0.00
OTHER FUNDS	\$0	0.00	\$0	0.00	\$0	0.00	\$1,121,881	0.00

DECISION ITEM DETAIL

Budget Unit	FY 2013	FY 2013	FY 2014	FY 2014	FY 2015	FY 2015	FY 2015	FY 2015
Decision Item	ACTUAL	ACTUAL	BUDGET	BUDGET	DEPT REQ	DEPT REQ	GOV REC	GOV REC
Budget Object Class	DOLLAR	FTE	DOLLAR	FTE	DOLLAR	FTE	DOLLAR	FTE
FRINGE BENEFITS-FLT,FAC & INFO								
Fringe increase for Payplan - 1605019								
BENEFITS	0	0.00	0	0.00	0	0.00	112,309	0.00
TOTAL - PS	0	0.00	0	0.00	0	0.00	112,309	0.00
GRAND TOTAL	\$0	0.00	\$0	0.00	\$0	0.00	\$112,309	0.00
GENERAL REVENUE	\$0	0.00	\$0	0.00	\$0	0.00	\$0	0.00
FEDERAL FUNDS	\$0	0.00	\$0	0.00	\$0	0.00	\$0	0.00
OTHER FUNDS	\$0	0.00	\$0	0.00	\$0	0.00	\$112,309	0.00

DECISION ITEM DETAIL

Budget Unit	FY 2013	FY 2013	FY 2014	FY 2014	FY 2015	FY 2015	FY 2015	FY 2015
Decision Item	ACTUAL	ACTUAL	BUDGET	BUDGET	DEPT REQ	DEPT REQ	GOV REC	GOV REC
Budget Object Class	DOLLAR	FTE	DOLLAR	FTE	DOLLAR	FTE	DOLLAR	FTE
FRINGE BENEFITS-MULTIMODAL OP								
Fringe increase for Payplan - 1605019								
BENEFITS	0	0.00	0	0.00	0	0.00	14,219	0.00
TOTAL - PS	0	0.00	0	0.00	0	0.00	14,219	0.00
GRAND TOTAL	\$0	0.00	\$0	0.00	\$0	0.00	\$14,219	0.00
GENERAL REVENUE	\$0	0.00	\$0	0.00	\$0	0.00	\$0	0.00
FEDERAL FUNDS	\$0	0.00	\$0	0.00	\$0	0.00	\$2,484	0.00
OTHER FUNDS	\$0	0.00	\$0	0.00	\$0	0.00	\$11,735	0.00

**Administration
Core**

DECISION ITEM SUMMARY

Budget Unit									
Decision Item	FY 2013	FY 2013	FY 2014	FY 2014	FY 2015	FY 2015	FY 2015	FY 2015	FY 2015
Budget Object Summary	ACTUAL	ACTUAL	BUDGET	BUDGET	DEPT REQ	DEPT REQ	GOV REC	GOV REC	GOV REC
Fund	DOLLAR	FTE	DOLLAR	FTE	DOLLAR	FTE	DOLLAR	FTE	FTE
ADMINISTRATION									
CORE									
PERSONAL SERVICES									
STATE ROAD	17,005,100	326.89	18,092,652	350.57	18,092,652	350.57	18,092,652	350.57	350.57
TOTAL - PS	17,005,100	326.89	18,092,652	350.57	18,092,652	350.57	18,092,652	350.57	350.57
EXPENSE & EQUIPMENT									
STATE ROAD	4,670,936	0.00	3,513,220	0.00	3,513,220	0.00	3,513,220	0.00	0.00
TOTAL - EE	4,670,936	0.00	3,513,220	0.00	3,513,220	0.00	3,513,220	0.00	0.00
PROGRAM-SPECIFIC									
STATE ROAD	37,321	0.00	15,729	0.00	15,729	0.00	15,729	0.00	0.00
TOTAL - PD	37,321	0.00	15,729	0.00	15,729	0.00	15,729	0.00	0.00
TOTAL	21,713,357	326.89	21,621,601	350.57	21,621,601	350.57	21,621,601	350.57	350.57
Pay Plan FY14-Cost to Continue - 0000014									
PERSONAL SERVICES									
STATE ROAD	0	0.00	0	0.00	87,643	0.00	87,643	0.00	0.00
TOTAL - PS	0	0.00	0	0.00	87,643	0.00	87,643	0.00	0.00
TOTAL	0	0.00	0	0.00	87,643	0.00	87,643	0.00	0.00
Pay Plan FY15-COLA - 0000015									
PERSONAL SERVICES									
STATE ROAD	0	0.00	0	0.00	0	0.00	249,980	0.00	0.00
TOTAL - PS	0	0.00	0	0.00	0	0.00	249,980	0.00	0.00
TOTAL	0	0.00	0	0.00	0	0.00	249,980	0.00	0.00
Administration E&E Increase - 1605004									
EXPENSE & EQUIPMENT									
STATE ROAD	0	0.00	0	0.00	3,170,613	0.00	3,170,613	0.00	0.00
TOTAL - EE	0	0.00	0	0.00	3,170,613	0.00	3,170,613	0.00	0.00
TOTAL	0	0.00	0	0.00	3,170,613	0.00	3,170,613	0.00	0.00
GRAND TOTAL	\$21,713,357	326.89	\$21,621,601	350.57	\$24,879,857	350.57	\$25,129,837	350.57	350.57

CORE DECISION ITEM

Department of Transportation	Budget Unit: Administration
Division: Administration	
Core: Administration	

1. CORE FINANCIAL SUMMARY

	FY 2015 Budget Request					FY 2015 Governor's Recommendation				
	GR	Federal	Other	Total		GR	Federal	Other	Total	
PS	\$0	\$0	\$18,092,652	\$18,092,652	E PS	\$0	\$0	\$18,092,652	\$18,092,652	E
EE	\$0	\$0	\$3,513,220	\$3,513,220	E EE	\$0	\$0	\$3,513,220	\$3,513,220	E
PSD	\$0	\$0	\$15,729	\$15,729	E PSD	\$0	\$0	\$15,729	\$15,729	E
Total	\$0	\$0	\$21,621,601	\$21,621,601	Total	\$0	\$0	\$21,621,601	\$21,621,601	
FTE	0.00	0.00	350.57	350.57	FTE	0.00	0.00	350.57	350.57	

HB 4	\$0	\$0	\$29,101,007	\$29,101,007
HB 5	\$0	\$0	\$279,301	\$279,301

HB 4	\$0	\$0	\$29,599,147	\$29,599,147
HB 5	\$0	\$0	\$279,301	\$279,301

Note: Fringes are budgeted in House Bill 5 except for certain fringes budgeted directly to MoDOT, Highway Patrol and Conservation.

Note: Fringes are budgeted in House Bill 5 except for certain fringes budgeted directly to MoDOT, Highway Patrol and Conservation.

Other Funds: State Road Fund (0320)

Other Funds: State Road Fund (0320)

2. CORE DESCRIPTION

The appropriations included in this core represent the administrative costs to support the Missouri Department of Transportation (MoDOT) in its mission.

The Governor's Recommendation is the same amount as the department's request. The Governor's Recommended Cost of Living Adjustment and related fringe benefits are in the Gov Rec COLA and Gov Rec COLA Fringe Benefits tabs, respectively.

3. PROGRAM LISTING (list programs included in this core funding)

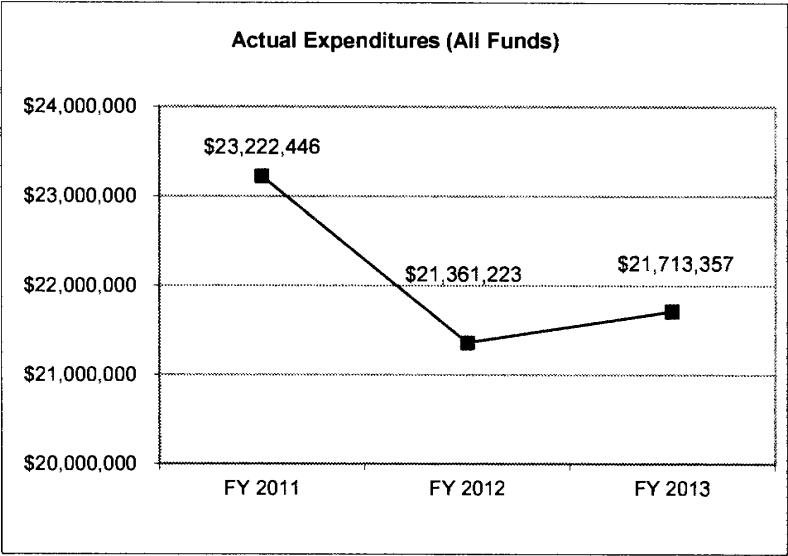
Executive management and related support (divisions, district engineers and assistant district engineers) Financial Services Audits and Investigations Customer Relations	Equal Opportunity and Diversity Governmental Relations Human Resources Legal Activities at Central Office Risk and Benefits Management
--	--

CORE DECISION ITEM

Department of Transportation	Budget Unit: Administration
Division: Administration	
Core: Administration	

4. FINANCIAL HISTORY

	FY 2011 Actual	FY 2012 Actual	FY 2013 Actual	FY 2014 Current Yr.
Appropriation (All Funds)	\$27,011,274	\$26,045,933	\$22,177,673	\$21,621,601
Less Reverted (All Funds)	\$0	\$0	\$0	N/A
Budget Authority (All Funds)	\$27,011,274	\$26,045,933	\$22,177,673	N/A
Actual Expenditures (All Funds)	\$23,222,446	\$21,361,223	\$21,713,357	N/A
Unexpended (All Funds)	\$3,788,828	\$4,684,710	\$464,316	N/A
Unexpended, by Fund:				
General Revenue	\$0	\$0	N/A	N/A
Federal	\$0	\$0	N/A	N/A
Other	\$3,788,828	\$4,684,710	\$464,316	N/A



Reverted includes Governor's standard 3 percent reserve (when applicable) and any extraordinary withholdings.

NOTES:

CORE RECONCILIATION

STATE
ADMINISTRATION

5. CORE RECONCILIATION

	Budget Class	FTE	GR	Federal	Other	Total	Explanation
TAFP AFTER VETOES							
	PS	350.57	0	0	18,092,652	18,092,652	
	EE	0.00	0	0	3,513,220	3,513,220	
	PD	0.00	0	0	15,729	15,729	
	Total	350.57	0	0	21,621,601	21,621,601	
DEPARTMENT CORE REQUEST							
	PS	350.57	0	0	18,092,652	18,092,652	
	EE	0.00	0	0	3,513,220	3,513,220	
	PD	0.00	0	0	15,729	15,729	
	Total	350.57	0	0	21,621,601	21,621,601	
GOVERNOR'S RECOMMENDED CORE							
	PS	350.57	0	0	18,092,652	18,092,652	
	EE	0.00	0	0	3,513,220	3,513,220	
	PD	0.00	0	0	15,729	15,729	
	Total	350.57	0	0	21,621,601	21,621,601	

DECISION ITEM DETAIL

Budget Unit	FY 2013	FY 2013	FY 2014	FY 2014	FY 2015	FY 2015	FY 2015	FY 2015
Decision Item	ACTUAL	ACTUAL	BUDGET	BUDGET	DEPT REQ	DEPT REQ	GOV REC	GOV REC
Budget Object Class	DOLLAR	FTE	DOLLAR	FTE	DOLLAR	FTE	DOLLAR	FTE
ADMINISTRATION								
CORE								
ADMINISTRATIVE TECHNICIAN	64,136	2.00	64,688	2.00	64,688	2.00	64,688	2.00
SR ADMINISTRATIVE TECHNICIAN	105,310	3.00	146,300	4.00	146,300	4.00	146,300	4.00
OFFICE ASSISTANT	14,147	0.64	25,250	1.00	25,250	1.00	25,250	1.00
SENIOR OFFICE ASSISTANT	174,980	6.33	221,864	8.00	221,864	8.00	221,864	8.00
EXECUTIVE ASSISTANT	495,168	14.69	532,000	16.00	532,000	16.00	532,000	16.00
FINANCIAL SERVICES TECHNICIAN	245,032	8.11	270,978	9.00	270,978	9.00	270,978	9.00
SENIOR FINANCIAL SERVICES TECH	887,443	24.03	1,024,650	27.00	1,024,650	27.00	1,024,650	27.00
HUMAN RESOURCES TECHNICIAN	36,429	1.17	51,571	1.57	51,571	1.57	51,571	1.57
SENIOR HUMAN RESOURCES TECHNIC	392,622	10.74	417,450	11.00	417,450	11.00	417,450	11.00
RISK MANAGEMENT TECHNICIAN	36,099	1.04	35,242	1.00	35,242	1.00	35,242	1.00
SENIOR RISK MANAGEMENT TECHNIC	507,696	14.11	531,300	14.00	531,300	14.00	531,300	14.00
SENIOR PLANNING TECHNICIAN	15,750	0.38	0	0.00	0	0.00	0	0.00
SENIOR MAINTENANCE TECHNICIAN	35,700	1.00	35,890	1.00	35,890	1.00	35,890	1.00
SR EXECUTIVE ASST TO THE DIREC	48,716	1.00	49,006	1.00	49,006	1.00	49,006	1.00
SENIOR EXECUTIVE ASSISTANT	116,071	3.03	155,888	4.00	155,888	4.00	155,888	4.00
PRINTING TECHNICIAN	16,431	0.49	33,994	1.00	33,994	1.00	33,994	1.00
LEGAL SECRETARY	39,241	1.26	100,754	3.00	100,754	3.00	100,754	3.00
SENIOR PRINTING TECHNICIAN	78,732	2.02	78,452	2.00	78,452	2.00	78,452	2.00
SR ADMINSTRATIVE TECHN-TPT	9,678	0.29	0	0.00	0	0.00	0	0.00
SENIOR INVESTIGATOR	179,685	3.76	189,340	4.00	189,340	4.00	189,340	4.00
INVESTIGATOR	1,595	0.04	0	0.00	0	0.00	0	0.00
INTERMEDIATE INVESTIGATOR	0	0.00	45,250	1.00	45,250	1.00	45,250	1.00
SR EMPLOYEE DEVELOPMENT SPECIA	95,610	2.00	146,438	3.00	146,438	3.00	146,438	3.00
SR GOVT RELATIONS SPECIALIST	68,758	1.42	49,918	1.00	49,918	1.00	49,918	1.00
EMPLOYEE DEVELOPMENT SPECIALIS	66,438	1.78	75,008	2.00	75,008	2.00	75,008	2.00
INT EMPLOYEE DEVELOPMENT SPECI	6,739	0.16	0	0.00	0	0.00	0	0.00
INVESTIGATION MANAGER	55,562	1.00	55,858	1.00	55,858	1.00	55,858	1.00
BUS SYST SUPP SPECIALIST	45,875	1.00	46,162	1.00	46,162	1.00	46,162	1.00
OUTREACH COORDINATOR	0	0.00	167,574	3.00	167,574	3.00	167,574	3.00
SPECIAL PROJECTS COORD	189,881	2.81	209,230	3.00	209,230	3.00	209,230	3.00
FINANCIAL SERVICES ADMINISTRAT	149,462	2.24	199,830	3.00	199,830	3.00	199,830	3.00
DISTRICT SFTY & HLTH MGR	395,740	7.15	388,978	7.00	388,978	7.00	388,978	7.00

DECISION ITEM DETAIL

Budget Unit	FY 2013	FY 2013	FY 2014	FY 2014	FY 2015	FY 2015	FY 2015	FY 2015
Decision Item	ACTUAL	ACTUAL	BUDGET	BUDGET	DEPT REQ	DEPT REQ	GOV REC	GOV REC
Budget Object Class	DOLLAR	FTE	DOLLAR	FTE	DOLLAR	FTE	DOLLAR	FTE
ADMINISTRATION								
CORE								
COMMUNITY LIAISON	94,978	2.01	95,108	2.00	95,108	2.00	95,108	2.00
SR ORGANIZATIONAL PERF ANALYST	36,297	0.71	98,344	2.00	98,344	2.00	98,344	2.00
INT ORGANIZATIONAL PERFORM ANA	40,859	0.96	42,922	1.00	42,922	1.00	42,922	1.00
SR BENEFITS SPECIALIST	45,875	1.00	46,162	1.00	46,162	1.00	46,162	1.00
INTER BENEFITS SPECIALIST	0	0.00	44,250	1.00	44,250	1.00	44,250	1.00
SENIOR PARALEGAL	45,963	1.00	46,162	1.00	46,162	1.00	46,162	1.00
PARALEGAL	35,151	0.95	37,174	1.00	37,174	1.00	37,174	1.00
INTERMEDIATE PARALEGAL	43,969	1.01	89,952	2.00	89,952	2.00	89,952	2.00
LEGAL OFFICE MANAGER	46,024	1.00	46,162	1.00	46,162	1.00	46,162	1.00
SENIOR MULTIMEDIA SERVICES SPE	112,159	3.00	112,842	3.00	112,842	3.00	112,842	3.00
BUSINESS SYST SUPPORT MANAGER	57,697	1.00	57,994	1.00	57,994	1.00	57,994	1.00
SR ADMIN PROFESSIONAL-TPT	46,896	0.77	0	0.00	0	0.00	0	0.00
INT DATA REPORT ANALYST	12,002	0.29	0	0.00	0	0.00	0	0.00
SENIOR DATA REPORT ANALYST	124,968	2.51	148,182	3.00	148,182	3.00	148,182	3.00
EMPLOYEE BENEFITS MANAGER	62,513	1.15	54,814	1.00	54,814	1.00	54,814	1.00
RESOURCE MANAGEMENT SPECIALIST	108,392	2.00	109,664	2.00	109,664	2.00	109,664	2.00
RISK MANAGEMENT SPECIALIST	36,894	1.00	37,174	1.00	37,174	1.00	37,174	1.00
AUDIT MANAGER	113,451	2.00	114,044	2.00	114,044	2.00	114,044	2.00
ASST TO THE DIST ENGINEER	219,700	2.88	229,818	3.00	229,818	3.00	229,818	3.00
INTERMEDIATE RM ANALYST	49,322	1.16	85,854	2.00	85,854	2.00	85,854	2.00
EMPLOYEE DEVELOPMENT MANAGER	58,788	1.00	59,086	1.00	59,086	1.00	59,086	1.00
CUSTOMER RELATIONS MANAGER	462,183	8.00	521,262	9.00	521,262	9.00	521,262	9.00
INTERMEDIATE SAFETY OFFICER	34,526	0.84	41,398	1.00	41,398	1.00	41,398	1.00
SENIOR SAFETY OFFICER	237,297	4.82	248,798	5.00	248,798	5.00	248,798	5.00
INTERM CUSTOMER RELATIONS SPE	175,825	4.25	208,478	5.00	208,478	5.00	208,478	5.00
RESOURCE MANAGEMENT ANALYST	4,616	0.13	0	0.00	0	0.00	0	0.00
SR RESOURCE MGT ANALYST	97,270	1.75	109,544	2.00	109,544	2.00	109,544	2.00
CENTRAL OFFICE SFTY&HEALTH MGR	54,520	1.00	54,814	1.00	54,814	1.00	54,814	1.00
SAFETY OFFICER	122,374	3.18	116,838	3.00	116,838	3.00	116,838	3.00
INT HUMAN RESOURCES SPECLST	195,478	4.71	208,515	5.00	208,515	5.00	208,515	5.00
CUSTOMER RELATIONS COORDINATO	122,504	2.00	123,104	2.00	123,104	2.00	123,104	2.00
SR CUSTOMER RELATIONS SPECIAL	540,050	10.94	552,750	11.00	552,750	11.00	552,750	11.00

DECISION ITEM DETAIL

Budget Unit	FY 2013	FY 2013	FY 2014	FY 2014	FY 2015	FY 2015	FY 2015	FY 2015
Decision Item	ACTUAL	ACTUAL	BUDGET	BUDGET	DEPT REQ	DEPT REQ	GOV REC	GOV REC
Budget Object Class	DOLLAR	FTE	DOLLAR	FTE	DOLLAR	FTE	DOLLAR	FTE
ADMINISTRATION								
CORE								
INTERM FINANCIAL SERV SPECIALI	0	0.00	45,250	1.00	45,250	1.00	45,250	1.00
SENIOR AUDITOR	555,636	11.36	731,500	14.00	731,500	14.00	731,500	14.00
FINANCIAL SERVICES SPECIALIST	197,038	5.21	190,694	5.00	190,694	5.00	190,694	5.00
EMPLOYMENT MANAGER	53,512	1.00	53,806	1.00	53,806	1.00	53,806	1.00
COMPENSATION MANAGER	63,440	1.00	63,742	1.00	63,742	1.00	63,742	1.00
SUPPORT SERVICES MANAGER	405,401	7.00	407,482	7.00	407,482	7.00	407,482	7.00
CLAIMS ADMINISTRATION MGR	109,075	2.00	109,664	2.00	109,664	2.00	109,664	2.00
INT GOVERNMENTAL RELATIONS SPE	23,970	0.58	41,398	1.00	41,398	1.00	41,398	1.00
SR RISK MGMT SPECIALIST	403,855	7.72	323,568	6.00	323,568	6.00	323,568	6.00
ASST HUMAN RESOURCE DIRECTOR	89,471	1.00	89,794	1.00	89,794	1.00	89,794	1.00
FINANCIAL SERVICES MANAGER	162,587	3.00	163,470	3.00	163,470	3.00	163,470	3.00
SR FINANCIAL SERVICES SPECIALI	1,533,922	27.97	1,254,000	24.00	1,254,000	24.00	1,254,000	24.00
INTERMEDIATE AUDITOR	25,617	0.63	86,898	3.00	86,898	3.00	86,898	3.00
CUSTOMER RELATIONS SPECIALIST	96,616	2.60	75,008	2.00	75,008	2.00	75,008	2.00
AUDITOR	29,804	0.75	0	0.00	0	0.00	0	0.00
HUMAN RESOURCES SPECIALIST	45,951	1.20	77,424	2.00	77,424	2.00	77,424	2.00
SR HR SPECIALIST	899,938	18.26	940,500	18.00	940,500	18.00	940,500	18.00
HUMAN RESOURCES MANAGER	403,677	7.00	410,986	7.00	410,986	7.00	410,986	7.00
ASSISTANT DISTRICT ENGINEER	928,149	11.00	931,658	11.00	931,658	11.00	931,658	11.00
ORGANIZATIONAL PERFORMANCE SPE	116,650	2.00	116,336	2.00	116,336	2.00	116,336	2.00
OF COUNSEL-TPT	13,368	0.16	0	0.00	0	0.00	0	0.00
INTERIM DIRECTOR OF TRANSPORTA	5,273	0.03	0	0.00	0	0.00	0	0.00
SENIOR ADMINISTRATIVE COUNSEL	68,860	1.00	139,416	2.00	139,416	2.00	139,416	2.00
DIR, DEPT OF TRANSP (INACTIVE)	34,342	0.20	0	0.00	0	0.00	0	0.00
CHIEF ENGINEER	107,933	0.80	134,326	1.00	134,326	1.00	134,326	1.00
ASST CHIEF COUNSEL-HUMAN RSRCS	113,799	1.00	114,142	1.00	114,142	1.00	114,142	1.00
DISTRICT ENGINEER	750,403	6.98	715,438	7.00	715,438	7.00	715,438	7.00
HUMAN RESOURCES DIRECTOR	104,327	1.00	104,662	1.00	104,662	1.00	104,662	1.00
AUDITS & INVESTIGATIONS DIR	95,586	1.00	95,914	1.00	95,914	1.00	95,914	1.00
ASSISTANT CHIEF ENGINEER	117,134	0.96	122,254	1.00	122,254	1.00	122,254	1.00
GOVERNMENTAL RELATIONS DIRECTO	89,471	1.00	89,794	1.00	89,794	1.00	89,794	1.00
CUSTOMER RELATIONS DIRECTOR	95,586	1.00	95,914	1.00	95,914	1.00	95,914	1.00

DECISION ITEM DETAIL

Budget Unit	FY 2013	FY 2013	FY 2014	FY 2014	FY 2015	FY 2015	FY 2015	FY 2015
Decision Item	ACTUAL	ACTUAL	BUDGET	BUDGET	DEPT REQ	DEPT REQ	GOV REC	GOV REC
Budget Object Class	DOLLAR	FTE	DOLLAR	FTE	DOLLAR	FTE	DOLLAR	FTE
ADMINISTRATION								
CORE								
CHIEF FINANCIAL OFFICER	130,058	1.00	130,414	1.00	130,414	1.00	130,414	1.00
DIR, DEPT OF TRANSPORTATION	167,755	1.00	168,142	1.00	168,142	1.00	168,142	1.00
SAFETY INTERN	3,276	0.14	0	0.00	0	0.00	0	0.00
HUMAN RESOURCES INTERN	3,058	0.14	0	0.00	0	0.00	0	0.00
ASST CHIEF COUNSEL-RISK MNGMNT	113,799	1.00	114,142	1.00	114,142	1.00	114,142	1.00
SENIOR ASSISTANT COUNSEL	143,513	2.46	174,774	3.00	174,774	3.00	174,774	3.00
RISK AND BENEFITS MGT DIRECTOR	95,586	1.00	95,914	1.00	95,914	1.00	95,914	1.00
EQUAL OP & DIVERSITY DIRECTOR	89,471	1.00	89,794	1.00	89,794	1.00	89,794	1.00
FINANCIAL SERVICES DIRECTOR	100,310	1.00	100,642	1.00	100,642	1.00	100,642	1.00
HIGHWAY COMMISSIONER	1,700	0.03	0	0.00	0	0.00	0	0.00
ASST CHIEF COUNSEL-PROJ DEVEL	113,799	1.00	114,142	1.00	114,142	1.00	114,142	1.00
ASST CHIEF COUNSEL - ADMIN	101,746	1.00	101,554	1.00	101,554	1.00	101,554	1.00
CHIEF COUNSEL	122,720	1.00	123,070	1.00	123,070	1.00	123,070	1.00
SECRETARY TO THE COMMISSION	64,651	1.00	64,954	1.00	64,954	1.00	64,954	1.00
TOTAL - PS	17,005,100	326.89	18,092,652	350.57	18,092,652	350.57	18,092,652	350.57
TRAVEL, IN-STATE	138,773	0.00	120,782	0.00	120,782	0.00	120,782	0.00
TRAVEL, OUT-OF-STATE	54,901	0.00	48,391	0.00	48,391	0.00	48,391	0.00
FUEL & UTILITIES	1,526	0.00	0	0.00	0	0.00	0	0.00
SUPPLIES	428,750	0.00	559,155	0.00	559,155	0.00	559,155	0.00
PROFESSIONAL DEVELOPMENT	385,630	0.00	278,087	0.00	278,087	0.00	278,087	0.00
COMMUNICATION SERV & SUPP	117,073	0.00	272,024	0.00	272,024	0.00	272,024	0.00
PROFESSIONAL SERVICES	2,500,733	0.00	1,246,626	0.00	1,246,626	0.00	1,246,626	0.00
HOUSEKEEPING & JANITORIAL SERV	2,980	0.00	11,434	0.00	11,434	0.00	11,434	0.00
M&R SERVICES	113,662	0.00	187,944	0.00	187,944	0.00	187,944	0.00
COMPUTER EQUIPMENT	4,304	0.00	78,221	0.00	78,221	0.00	78,221	0.00
OFFICE EQUIPMENT	10,944	0.00	118,817	0.00	118,817	0.00	118,817	0.00
OTHER EQUIPMENT	22,625	0.00	51,132	0.00	51,132	0.00	51,132	0.00
BUILDING LEASE PAYMENTS	41,633	0.00	18,213	0.00	18,213	0.00	18,213	0.00
EQUIPMENT RENTALS & LEASES	123,186	0.00	170,774	0.00	170,774	0.00	170,774	0.00
MISCELLANEOUS EXPENSES	724,216	0.00	351,620	0.00	351,620	0.00	351,620	0.00
TOTAL - EE	4,670,936	0.00	3,513,220	0.00	3,513,220	0.00	3,513,220	0.00

DECISION ITEM DETAIL

Budget Unit	FY 2013	FY 2013	FY 2014	FY 2014	FY 2015	FY 2015	FY 2015	FY 2015
Decision Item	ACTUAL	ACTUAL	BUDGET	BUDGET	DEPT REQ	DEPT REQ	GOV REC	GOV REC
Budget Object Class	DOLLAR	FTE	DOLLAR	FTE	DOLLAR	FTE	DOLLAR	FTE
ADMINISTRATION								
CORE								
DEBT SERVICE	37,321	0.00	15,729	0.00	15,729	0.00	15,729	0.00
TOTAL - PD	37,321	0.00	15,729	0.00	15,729	0.00	15,729	0.00
GRAND TOTAL	\$21,713,357	326.89	\$21,621,601	350.57	\$21,621,601	350.57	\$21,621,601	350.57
GENERAL REVENUE	\$0	0.00	\$0	0.00	\$0	0.00	\$0	0.00
FEDERAL FUNDS	\$0	0.00	\$0	0.00	\$0	0.00	\$0	0.00
OTHER FUNDS	\$21,713,357	326.89	\$21,621,601	350.57	\$21,621,601	350.57	\$21,621,601	350.57

PROGRAM DESCRIPTION

Department of Transportation

Administration

Program is found in the following core budget(s): Administration

1. What does this program do?

The appropriations included in this core represent the administrative costs to support the Missouri Department of Transportation (MoDOT) in its mission of providing a world-class transportation experience that delights our customers and promotes a prosperous Missouri.

2. What is the authorization for this program, i.e., federal or state statute, etc.? (Include the federal program number, if applicable.)

Article IV, Section 30(b), MO Constitution and 226.220, RSMo

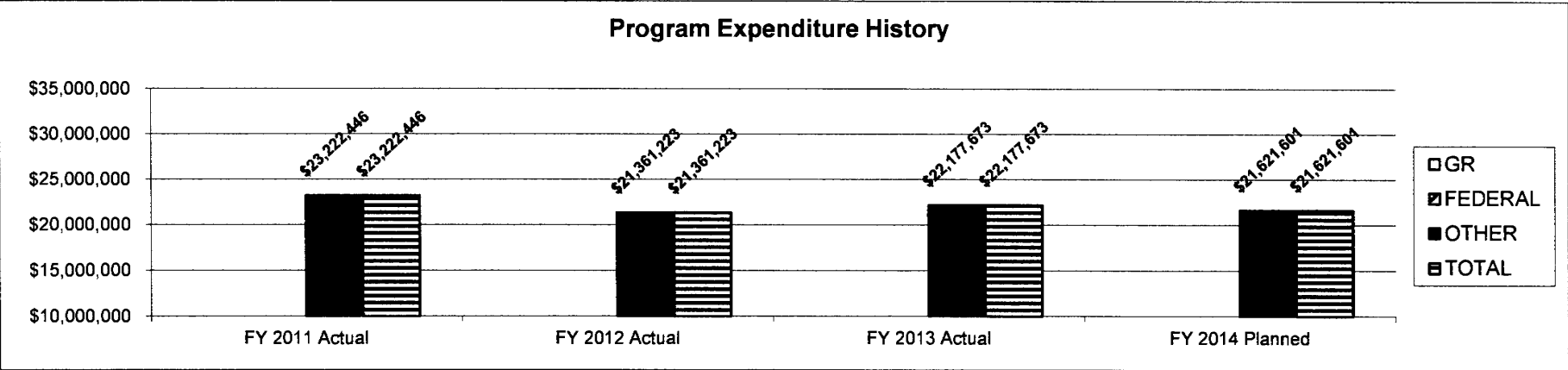
3. Are there federal matching requirements? If yes, please explain.

No.

4. Is this a federally mandated program? If yes, please explain.

No.

5. Provide actual expenditures for the prior three fiscal years and planned expenditures for the current fiscal year.



6. What are the sources of the "Other" funds?

State Road Fund (0320)

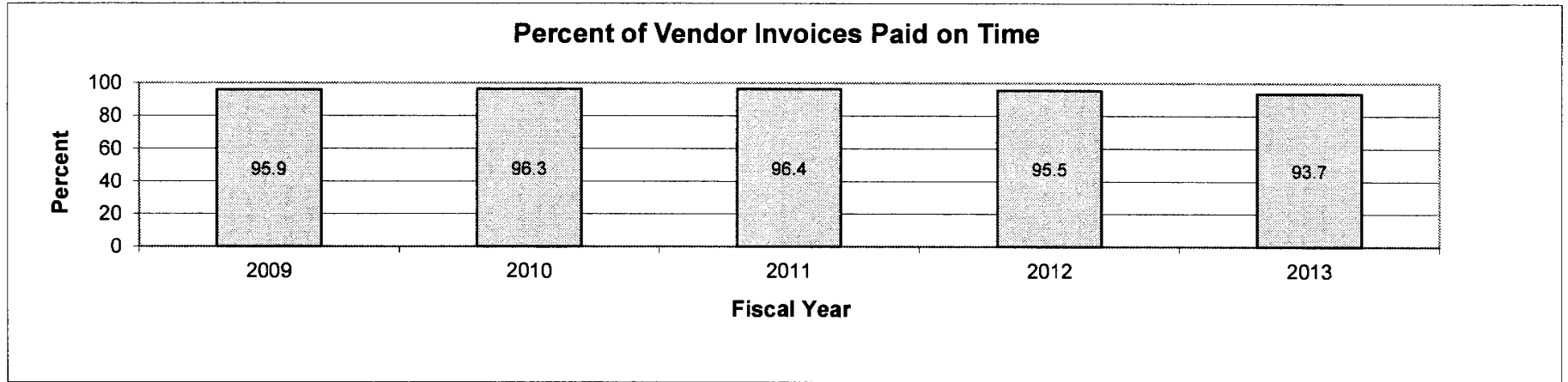
PROGRAM DESCRIPTION

Department of Transportation

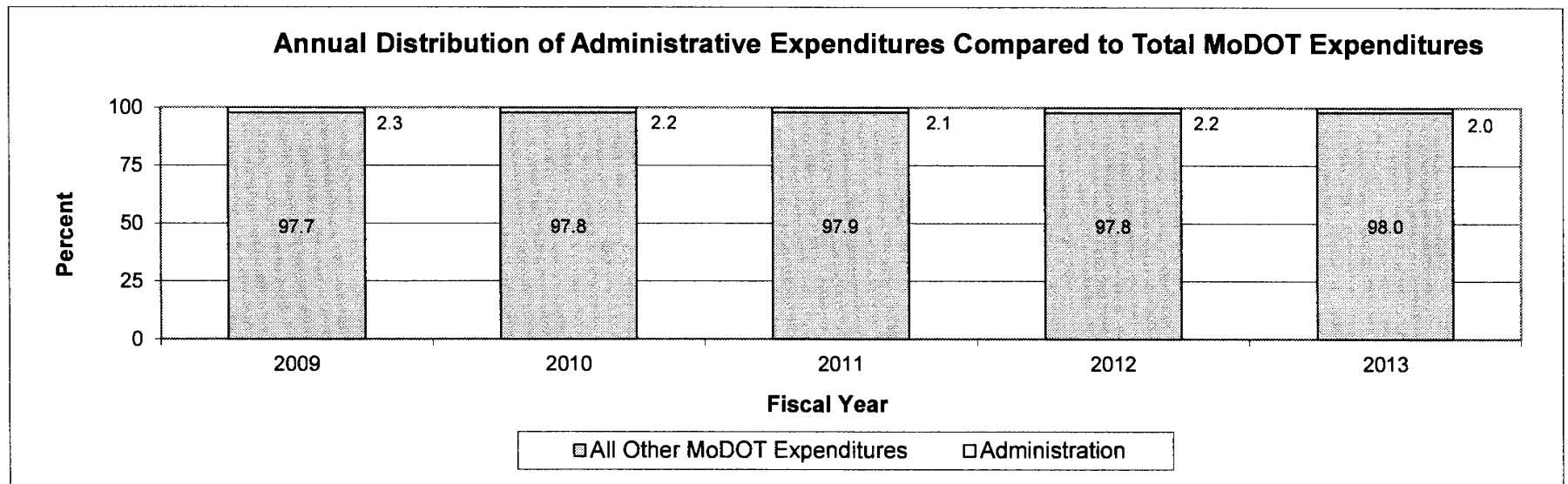
Administration

Program is found in the following core budget(s): Administration

7a. Provide an effectiveness measure.



7b. Provide an efficiency measure.



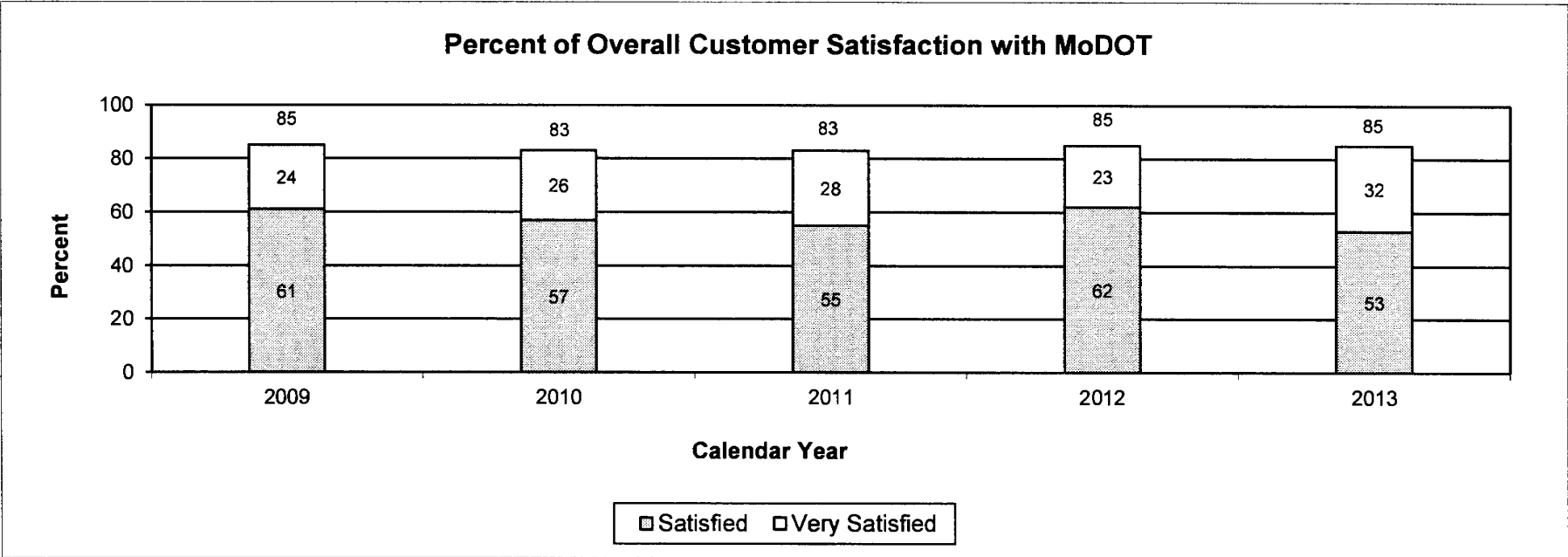
PROGRAM DESCRIPTION

Department of Transportation
Administration
Program is found in the following core budget(s): Administration

7c. Provide the number of clients/individuals served, if applicable.

N/A

7d. Provide a customer satisfaction measure, if available.



This data is collected annually from over 3,500 random adult telephone interviews.
MoDOT's customer is the public. This measure tracks MoDOT's progress toward the mission of delighting its customers.

**Administration
Expansion**

NEW DECISION ITEM

RANK: 7 OF 17

Department of Transportation	Budget Unit: Administration
Division: Administration	
DI Name: Administration Expansion	DI# 1605004

1. AMOUNT OF REQUEST

	FY 2015 Budget Request					FY 2015 Governor's Recommendation					
	GR	Federal	Other	Total		GR	Fed	Other	Total		
PS	\$0	\$0	\$0	\$0		PS	\$0	\$0	\$0	\$0	
EE	\$0	\$0	\$3,170,613	\$3,170,613	E	EE	\$0	\$0	\$3,170,613	\$3,170,613	E
PSD	\$0	\$0	\$0	\$0		PSD	\$0	\$0	\$0	\$0	
Total	\$0	\$0	\$3,170,613	\$3,170,613		Total	\$0	\$0	\$3,170,613	\$3,170,613	
FTE	0.00	0.00	0.00	0.00		FTE	0.00	0.00	0.00	0.00	

Est. Fringe	\$0	\$0	\$0	\$0		Est. Fringe	\$0	\$0	\$0	\$0
<i>Note: Fringes budgeted in House Bill 5 except for certain fringes budgeted directly to MoDOT, Highway Patrol, and Conservation.</i>						<i>Note: Fringes budgeted in House Bill 5 except for certain fringes budgeted directly to MoDOT, Highway Patrol, and Conservation.</i>				

Other Funds: State Road Fund (0320)

2. THIS REQUEST CAN BE CATEGORIZED AS:

<input type="checkbox"/> New Legislation	<input type="checkbox"/> New Program	<input type="checkbox"/> Supplemental
<input type="checkbox"/> Federal Mandate	<input checked="" type="checkbox"/> Program Expansion	<input type="checkbox"/> Cost to Continue
<input type="checkbox"/> GR Pick-Up	<input type="checkbox"/> Space Request	<input type="checkbox"/> Equipment Replacement
<input type="checkbox"/> Pay Plan	<input type="checkbox"/> Other: _____	

3. WHY IS THIS FUNDING NEEDED? PROVIDE AN EXPLANATION FOR ITEMS CHECKED IN #2. INCLUDE THE FEDERAL OR STATE STATUTORY OR CONSTITUTIONAL AUTHORIZATION FOR THIS PROGRAM.

Article IV, Section 30(b), MO Constitution and 226.220, RSMo

This request is for increases in the Missouri Department of Transportation (MoDOT) administrative costs. Specifically for the cost of outside counsel and increased cost for the Affordable Health Care Act Transitional Reinsurance Program (\$1.13 million) and the Patient-Centered Outcomes Research Institute fee (\$25 thousand).

The Governor's Recommendation is the same amount as the department's request.

NEW DECISION ITEM
RANK: 7 OF 17

Department of Transportation	Budget Unit: Administration
Division: Administration	
DI Name: Administration Expansion	DI# 1605004

4. DESCRIBE THE DETAILED ASSUMPTIONS USED TO DERIVE THE SPECIFIC REQUESTED AMOUNT. (How did you determine that the requested number of FTE were appropriate? From what source or standard did you derive the requested levels of funding? Were alternatives such as outsourcing or automation considered? If based on new legislation, does request tie to TAFP fiscal note? If not, explain why. Detail which portions of the request are one-times and how those amounts were calculated.)

This request is for increases in the Missouri Department of Transportation (MoDOT) administrative costs. Specifically for the cost of outside counsel and increased cost for the Affordable Health Care Act Transitional Reinsurance Program (\$1.13 million) and the Patient-Centered Outcomes Research Institute fee (\$25 thousand).

5. BREAK DOWN THE REQUEST BY BUDGET OBJECT CLASS, JOB CLASS, AND FUND SOURCE. IDENTIFY ONE-TIME COSTS.

Budget Object Class	Job Class	Dept Req GR DOLLARS	Dept Req GR FTE	Dept Req FED DOLLARS	Dept Req FED FTE	Dept Req OTHER DOLLARS	Dept Req OTHER FTE	Dept Req TOTAL DOLLARS	Dept Req TOTAL FTE	Dept Req Time DOLLARS	One- DOLLARS
								\$0	0.0		
								\$0	0.0		\$0
Total PS		\$0	0.0	\$0	0.0	\$0	0.0	\$0	0.0		\$0
400						\$2,000,000		\$2,000,000			\$0
740						\$1,170,613		\$1,170,613			\$0
Total EE		\$0		\$0		\$3,170,613		\$3,170,613			\$0
								\$0			\$0
Total PSD		\$0		\$0		\$0		\$0			\$0
Grand Total		\$0	0.0	\$0	0.0	\$3,170,613	0.0	\$3,170,613	0.0		\$0

NEW DECISION ITEM
 RANK: 7 OF 17

Department of Transportation		Budget Unit: Administration									
Division: Administration											
DI Name: Administration Expansion		DI# 1605004									
Budget Object Class	Job Class	Gov Req GR DOLLARS	Gov Req GR FTE	Gov Req FED DOLLARS	Gov Req FED FTE	Gov Req OTHER DOLLARS	Gov Req OTHER FTE	Gov Req TOTAL DOLLARS	Gov Req TOTAL FTE	Gov Req Time DOLLARS	One-
Total PS		\$0	0.0	\$0	0.0	\$0	0.0	\$0	0.0	\$0	\$0
400						\$2,000,000		\$2,000,000			\$0
740				\$0		\$1,170,613		\$1,170,613			\$0
Total EE		\$0		\$0		\$3,170,613		\$3,170,613			\$0
Total PSD		\$0		\$0		\$0		\$0			\$0
Grand Total		\$0	0.0	\$0	0.0	\$3,170,613	0.0	\$3,170,613	0.0		\$0

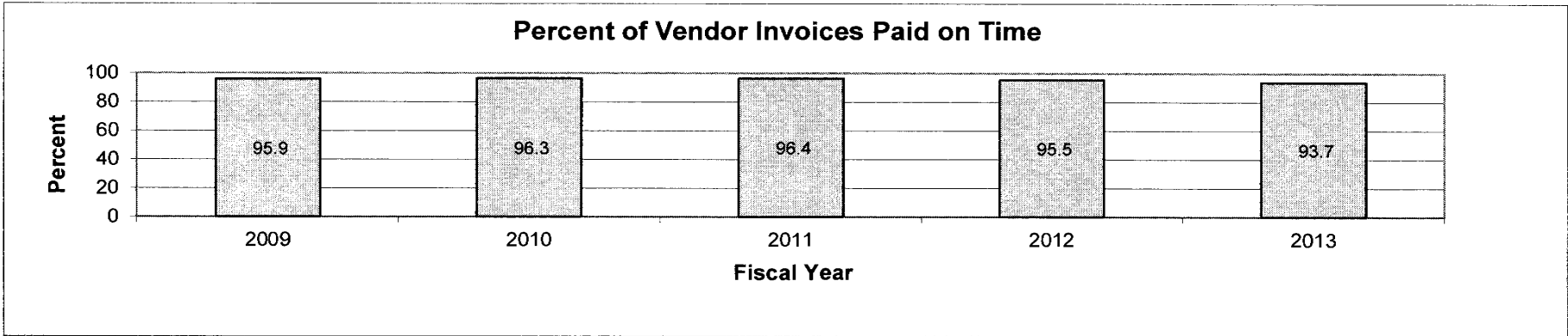
NEW DECISION ITEM

RANK: 7 OF 17

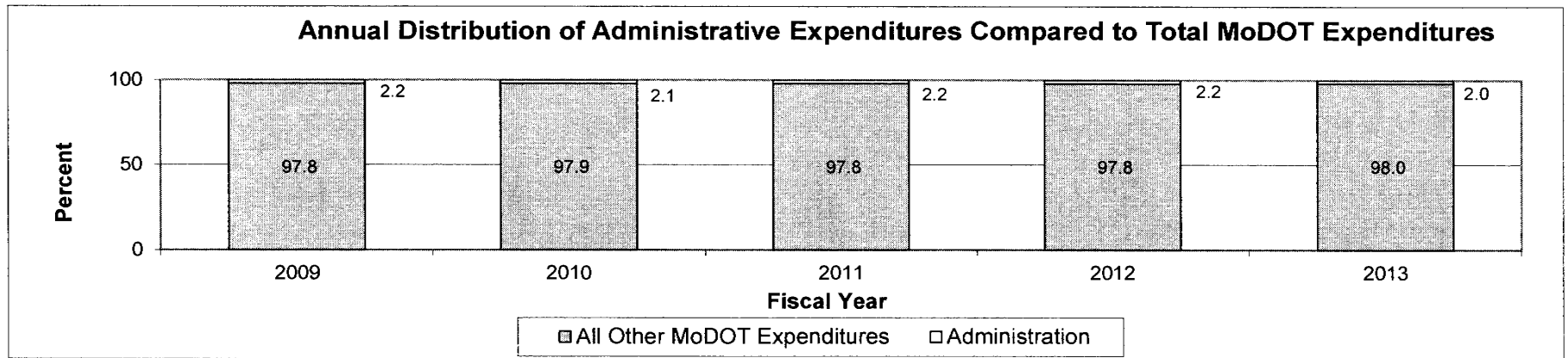
Department Transportation	Budget Unit: Administration
Division: Administration	
DI Name: Administration Expansion	DI# 1605004

6. PERFORMANCE MEASURES (If new decision item has an associated core, separately identify projected performance with & without additional funding.)

6a. Provide an effectiveness measure.



6b. Provide an efficiency measure.



NEW DECISION ITEM

RANK: 7 OF 17

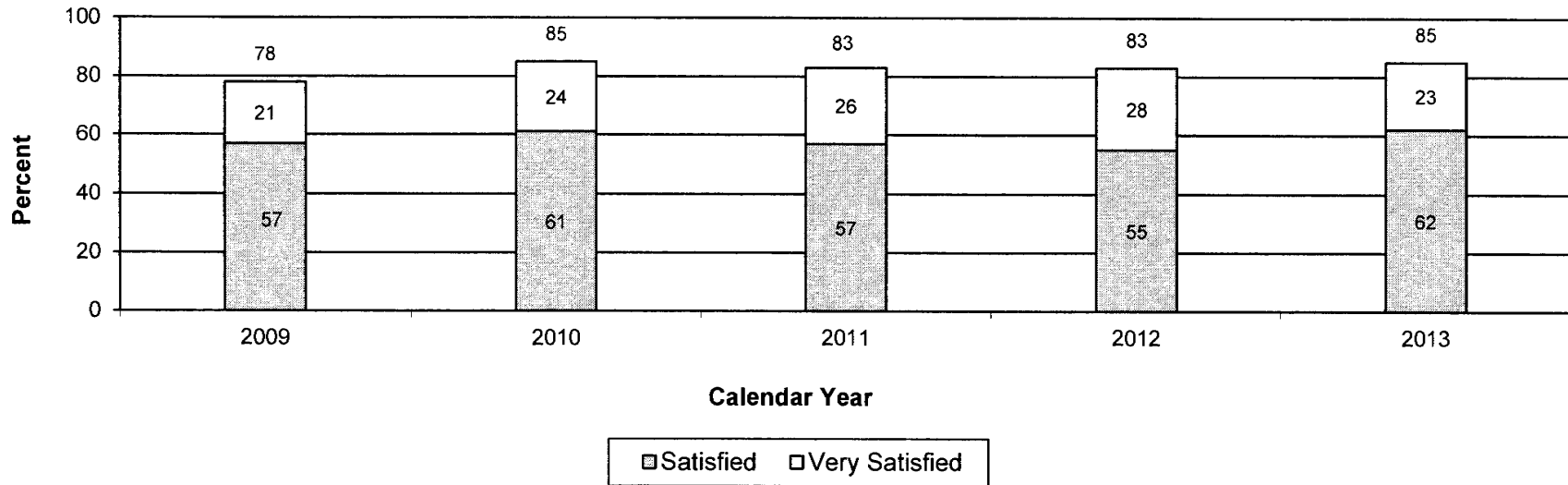
Department Transportation	Budget Unit: <u>Administration</u>
Division: <u>Administration</u>	
DI Name: <u>Administration Expansion</u>	DI# <u>1605004</u>

6c. Provide the number of clients/individuals served, if applicable.

N/A

6d. Provide a customer satisfaction measure, if available.

Percent of Overall Customer Satisfaction with MoDOT



This data is collected annually from over 3,500 random adult telephone interviews.

MoDOT's customer is the public. This measure tracks MoDOT's progress toward the mission of delighting its customers.

NEW DECISION ITEM
RANK: 7 OF 17

Department of Transportation	Budget Unit: Administration
Division: Administration	
DI Name: Administration Expansion	DI# 1605004

7. STRATEGIES TO ACHIEVE THE PERFORMANCE MEASUREMENT TARGETS:

This funding will allow the Missouri Department of Transportation (MoDOT) staff to provide assistance to support MoDOT.

DECISION ITEM DETAIL

Budget Unit	FY 2013	FY 2013	FY 2014	FY 2014	FY 2015	FY 2015	FY 2015	FY 2015
Decision Item	ACTUAL	ACTUAL	BUDGET	BUDGET	DEPT REQ	DEPT REQ	GOV REC	GOV REC
Budget Object Class	DOLLAR	FTE	DOLLAR	FTE	DOLLAR	FTE	DOLLAR	FTE
ADMINISTRATION								
Administration E&E Increase - 1605004								
PROFESSIONAL SERVICES	0	0.00	0	0.00	2,000,000	0.00	2,000,000	0.00
MISCELLANEOUS EXPENSES	0	0.00	0	0.00	1,170,613	0.00	1,170,613	0.00
TOTAL - EE	0	0.00	0	0.00	3,170,613	0.00	3,170,613	0.00
GRAND TOTAL	\$0	0.00	\$0	0.00	\$3,170,613	0.00	\$3,170,613	0.00
GENERAL REVENUE	\$0	0.00	\$0	0.00	\$0	0.00	\$0	0.00
FEDERAL FUNDS	\$0	0.00	\$0	0.00	\$0	0.00	\$0	0.00
OTHER FUNDS	\$0	0.00	\$0	0.00	\$3,170,613	0.00	\$3,170,613	0.00

DECISION ITEM SUMMARY

Budget Unit									
Decision Item	FY 2013	FY 2013	FY 2014	FY 2014	FY 2015	FY 2015	FY 2015	FY 2015	
Budget Object Summary	ACTUAL	ACTUAL	BUDGET	BUDGET	DEPT REQ	DEPT REQ	GOV REC	GOV REC	
Fund	DOLLAR	FTE	DOLLAR	FTE	DOLLAR	FTE	DOLLAR	FTE	
CONSTRUCTION									
CORE									
PERSONAL SERVICES									
STATE ROAD	63,074,068	1,246.13	64,987,950	1,326.44	64,987,950	1,326.44	64,987,950	1,326.44	
TOTAL - PS	63,074,068	1,246.13	64,987,950	1,326.44	64,987,950	1,326.44	64,987,950	1,326.44	
EXPENSE & EQUIPMENT									
GENERAL REVENUE	0	0.00	50,000	0.00	0	0.00	0	0.00	
STATE ROAD	932,795,737	0.00	794,270,812	0.00	794,270,812	0.00	794,270,812	0.00	
STATE ROAD FUND-SERIES 2008	0	0.00	1	0.00	1	0.00	1	0.00	
TOTAL - EE	932,795,737	0.00	794,320,813	0.00	794,270,813	0.00	794,270,813	0.00	
PROGRAM-SPECIFIC									
STATE ROAD BOND FUND	119,787,910	0.00	109,822,000	0.00	109,822,000	0.00	109,822,000	0.00	
STATE ROAD	314,588,676	0.00	299,186,656	0.00	277,889,545	0.00	277,889,545	0.00	
TOTAL - PD	434,376,586	0.00	409,008,656	0.00	387,711,545	0.00	387,711,545	0.00	
TOTAL	1,430,246,391	1,246.13	1,268,317,419	1,326.44	1,246,970,308	1,326.44	1,246,970,308	1,326.44	
Pay Plan FY14-Cost to Continue - 0000014									
PERSONAL SERVICES									
STATE ROAD	0	0.00	0	0.00	331,610	0.00	331,610	0.00	
TOTAL - PS	0	0.00	0	0.00	331,610	0.00	331,610	0.00	
TOTAL	0	0.00	0	0.00	331,610	0.00	331,610	0.00	
Pay Plan FY15-COLA - 0000015									
PERSONAL SERVICES									
STATE ROAD	0	0.00	0	0.00	0	0.00	898,145	0.00	
TOTAL - PS	0	0.00	0	0.00	0	0.00	898,145	0.00	
TOTAL	0	0.00	0	0.00	0	0.00	898,145	0.00	
Bond Principal & Interest-SRBF - 1605002									
PROGRAM-SPECIFIC									
STATE ROAD BOND FUND	0	0.00	0	0.00	36,938,972	0.00	36,938,972	0.00	
TOTAL - PD	0	0.00	0	0.00	36,938,972	0.00	36,938,972	0.00	
TOTAL	0	0.00	0	0.00	36,938,972	0.00	36,938,972	0.00	

1/21/14 18:41

im_disummary

DECISION ITEM SUMMARY

Budget Unit								
Decision Item	FY 2013	FY 2013	FY 2014	FY 2014	FY 2015	FY 2015	FY 2015	FY 2015
Budget Object Summary	ACTUAL	ACTUAL	BUDGET	BUDGET	DEPT REQ	DEPT REQ	GOV REC	GOV REC
Fund	DOLLAR	FTE	DOLLAR	FTE	DOLLAR	FTE	DOLLAR	FTE
CONSTRUCTION								
Construction E&E Increase - 1605006								
EXPENSE & EQUIPMENT								
STATE ROAD	0	0.00	0	0.00	34,769,831	0.00	34,769,831	0.00
TOTAL - EE	0	0.00	0	0.00	34,769,831	0.00	34,769,831	0.00
PROGRAM-SPECIFIC								
STATE ROAD	0	0.00	0	0.00	6,027,000	0.00	6,027,000	0.00
TOTAL - PD	0	0.00	0	0.00	6,027,000	0.00	6,027,000	0.00
TOTAL	0	0.00	0	0.00	40,796,831	0.00	40,796,831	0.00
GRAND TOTAL	\$1,430,246,391	1,246.13	\$1,268,317,419	1,326.44	\$1,325,037,721	1,326.44	\$1,325,935,866	1,326.44

CORE DECISION ITEM

Department of Transportation	Budget Unit: Construction
Division: Construction	
Core: Construction	

1. CORE FINANCIAL SUMMARY

FY 2015 Budget Request					FY 2015 Governor's Recommendation				
	GR	Federal	Other	Total		GR	Federal	Other	Total
PS	\$0	\$0	\$64,987,950	\$64,987,950	E PS	\$0	\$0	\$64,987,950	\$64,987,950
EE	\$0	\$0	\$794,270,813	\$794,270,813	E EE	\$0	\$0	\$794,270,813	\$794,270,813
PSD	\$0	\$0	\$387,711,545	\$387,711,545	E PSD	\$0	\$0	\$387,711,545	\$387,711,545
Total	\$0	\$0	\$1,246,970,308	\$1,246,970,308	Total	\$0	\$0	\$1,246,970,308	\$1,246,970,308
FTE	0.00	0.00	1,326.44	1,326.44	FTE	0.00	0.00	1,326.44	1,326.44
HB 4	\$0	\$0	\$48,690,163	\$48,690,163	HB 4	\$0	\$0	\$50,479,919	\$50,479,919
HB 5	\$0	\$0	\$5,121,050	\$5,121,050	HB 5	\$0	\$0	\$5,121,050	\$5,121,050

Note: Fringes budgeted in House Bill 5 except for certain fringes budgeted directly to MoDOT, Highway Patrol, and Conservation.

Note: Fringes budgeted in House Bill 5 except for certain fringes budgeted directly to MoDOT, Highway Patrol, and Conservation.

Other Funds: State Road Fund (0320), State Road Bond Fund (0319), Construction Bond Series 2008 (0321)

Other Funds: State Road Fund (0320), State Road Bond Fund (0319), Construction Bond Series 2008 (0321)

2. CORE DESCRIPTION

The appropriations include personal services and expense and equipment disbursements for planning, design, right of way acquisitions, contractor payments, pass-through funds to local entities and debt service on outstanding bonds associated with road and bridge construction. The proposed costs represent payments associated with awarded projects in the Commission-approved Statewide Transportation Improvement Program (STIP). The payments are for projects awarded in previous fiscal years, as well as the current fiscal year, because payments are made as contractors complete the work, in the months after projects are awarded.

The Governor's Recommendation is the same amount as the department's request. The Governor's Recommended Cost of Living Adjustment and related fringe benefits are in the Gov Rec COLA and Gov Rec COLA Fringe Benefits tabs, respectively.

3. PROGRAM LISTING (list programs included in this core funding)

Planning, design, construction, rehabilitation & reconstruction of roads and bridges Construction and material inspection Incidental costs in the purchase of right of way for construction Research Motorist Assistance Program Project monitoring Provide facilities for pedestrians and bicyclists	Landscaping and other scenic beautification Historical presevation Archaeological planning and research Environmental mitigation Construction contract monitoring Transportation Management System District legal activities
---	--

CORE DECISION ITEM

Department of Transportation	Budget Unit: Construction
Division: Construction	
Core: Construction	

Listed below is a breakdown of the fiscal year 2015 construction budget request by type and fund:

PS	Construction	\$64,987,950	Road Fund
E&E	Construction	\$12,884,819	Road Fund
Programs	Construction	\$897,575,649	Road Fund
	Debt Service on Bonds	\$161,699,889	Road Fund
	Debt Service on Bonds	\$109,822,000	State Road Bond Fund
	Construction Bond Series 2008	\$1	State Road Bond Series
		\$1,246,970,308	

Listed below is a breakdown of the fiscal year 2015 construction budget Governor's Recommendation by type and fund:

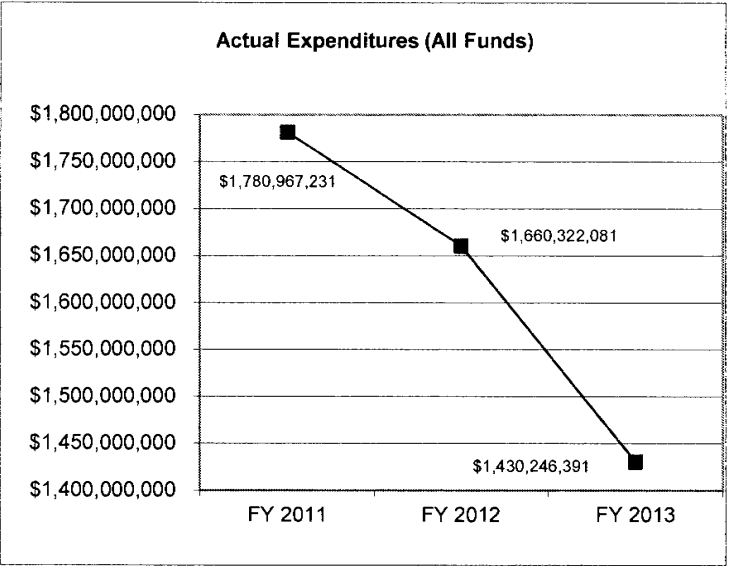
PS	Construction	\$64,987,950	Road Fund
E&E	Construction	\$12,884,819	Road Fund
Programs	Construction	\$897,575,649	Road Fund
	Debt Service on Bonds	\$161,699,889	Road Fund
	Debt Service on Bonds	\$109,822,000	State Road Bond Fund
	Construction Bond Series 2008	\$1	State Road Bond Series
		\$1,246,970,308	

CORE DECISION ITEM

Department of Transportation	Budget Unit: <u>Construction</u>
Division: Construction	
Core: Construction	

4. FINANCIAL HISTORY

	FY 2011 Actual	FY 2012 Actual	FY 2013 Actual	FY 2014 Current Yr.
Appropriation (All Funds)	\$1,850,343,951	\$1,409,364,658	\$1,299,661,552	\$1,330,542,658
Less Reverted (All Funds)	\$0	\$0	\$0	N/A
Budget Authority (All Funds)	\$1,850,343,951	\$1,409,364,658	\$1,299,661,552	N/A
Actual Expenditures (All Funds)	\$1,780,967,231	\$1,660,322,081	\$1,430,246,391	N/A
Unexpended (All Funds)	\$69,376,720	(\$250,957,423)	(\$130,584,839)	N/A
Unexpended, by Fund:				
General Revenue	\$0	\$0	\$0	N/A
Federal	\$0	\$0		N/A
Other	\$69,376,720	(\$250,957,423)	(\$130,584,839)	N/A
	1	1 & 2	1 & 2	



Reverted includes Governor's standard 3 percent reserve (when applicable) and any extraordinary withholdings.

- NOTES:**
- 1 - Includes expenditures for construction American Recovery and Reinvestment Act of 2009 (ARRA) projects**
 - 2 - Appropriation increased during fiscal year to cover expenditures / encumbrances**

CORE RECONCILIATION

STATE
CONSTRUCTION

5. CORE RECONCILIATION

	Budget Class	FTE	GR	Federal	Other	Total	Explanation
TAFP AFTER VETOES							
	PS	1,326.44	0	0	64,987,950	64,987,950	
	EE	0.00	50,000	0	794,270,813	794,320,813	
	PD	0.00	0	0	409,008,656	409,008,656	
	Total	1,326.44	50,000	0	1,268,267,419	1,268,317,419	
DEPARTMENT CORE ADJUSTMENTS							
1x Expenditures	[#21] EE	0.00	(50,000)	0	0	(50,000)	8697 reduced to better reflect projected expenditures.
Core Reduction	[#22] PD	0.00	0	0	(21,297,111)	(21,297,111)	3550 reduced to better reflect projected expenditures.
	NET DEPARTMENT CHANGES	0.00	(50,000)	0	(21,297,111)	(21,347,111)	
DEPARTMENT CORE REQUEST							
	PS	1,326.44	0	0	64,987,950	64,987,950	
	EE	0.00	0	0	794,270,813	794,270,813	
	PD	0.00	0	0	387,711,545	387,711,545	
	Total	1,326.44	0	0	1,246,970,308	1,246,970,308	
GOVERNOR'S RECOMMENDED CORE							
	PS	1,326.44	0	0	64,987,950	64,987,950	
	EE	0.00	0	0	794,270,813	794,270,813	
	PD	0.00	0	0	387,711,545	387,711,545	
	Total	1,326.44	0	0	1,246,970,308	1,246,970,308	

CORE RECONCILIATION

STATE
SRF HWY & BRIDGE PROG TRANSFER

5. CORE RECONCILIATION

	Budget Class	FTE	GR	Federal	Other	Total	Explanation
TAFP AFTER VETOES							
	TRF	0.00	0	6,430,000	0	6,430,000	
	Total	0.00	0	6,430,000	0	6,430,000	
DEPARTMENT CORE ADJUSTMENTS							
Core Reduction	[#19] TRF	0.00	0	(6,430,000)	0	(6,430,000)	T617 reduced to better reflect projected expenditures.
NET DEPARTMENT CHANGES		0.00	0	(6,430,000)	0	(6,430,000)	
DEPARTMENT CORE REQUEST							
	TRF	0.00	0	0	0	0	
	Total	0.00	0	0	0	0	
GOVERNOR'S RECOMMENDED CORE							
	TRF	0.00	0	0	0	0	
	Total	0.00	0	0	0	0	

DECISION ITEM DETAIL

Budget Unit	FY 2013	FY 2013	FY 2014	FY 2014	FY 2015	FY 2015	FY 2015	FY 2015
Decision Item	ACTUAL	ACTUAL	BUDGET	BUDGET	DEPT REQ	DEPT REQ	GOV REC	GOV REC
Budget Object Class	DOLLAR	FTE	DOLLAR	FTE	DOLLAR	FTE	DOLLAR	FTE
CONSTRUCTION								
CORE								
SR TRAFFIC SYSTEMS OPERATOR	29,096	0.89	0	0.00	0	0.00	0	0.00
INCIDENT MANAGEMENT COORDINATR	113,120	2.14	149,882	3.00	149,882	3.00	149,882	3.00
ADMINISTRATIVE TECHNICIAN	151,753	4.55	194,160	6.00	194,160	6.00	194,160	6.00
SR ADMINISTRATIVE TECHNICIAN	224,160	6.30	203,425	6.00	203,425	6.00	203,425	6.00
SENIOR OFFICE ASSISTANT	248,292	8.14	329,495	12.00	329,495	12.00	329,495	12.00
EXECUTIVE ASSISTANT	324,286	9.30	295,746	9.00	295,746	9.00	295,746	9.00
PLANNING TECHNICIAN	18,276	0.65	28,522	1.00	28,522	1.00	28,522	1.00
INTERMEDIATE PLANNING TECHNICI	97,104	2.79	102,474	3.00	102,474	3.00	102,474	3.00
SENIOR PLANNING TECHNICIAN	303,824	7.61	358,194	9.00	358,194	9.00	358,194	9.00
SUPPLY OFFICE ASSISTANT	24,455	0.88	29,566	1.00	29,566	1.00	29,566	1.00
SENIOR RIGHT OF WAY TECHNICIAN	252,522	6.89	217,548	6.00	217,548	6.00	217,548	6.00
RIGHT OF WAY DESCRIPTN WRITER	1,509	0.04	0	0.00	0	0.00	0	0.00
MATERIALS TESTING SUPERVISOR	143,819	3.03	143,262	3.00	143,262	3.00	143,262	3.00
MATERIALS TESTING SPECIALIST	125,449	3.02	125,118	3.00	125,118	3.00	125,118	3.00
TRAFFIC SYSTEMS OPERATOR	15,407	0.50	0	0.00	0	0.00	0	0.00
TRAFFIC SYSTEMS SUPERVISOR	84,080	2.02	83,576	2.00	83,576	2.00	83,576	2.00
SR PHOTOGRAMMETRIC TECH	27,199	0.75	36,514	1.00	36,514	1.00	36,514	1.00
PHOTOGRAMMETRIC TECHNICIAN	3,848	0.14	0	0.00	0	0.00	0	0.00
SENIOR MAINTENANCE WORKER-TPT	21,971	0.56	0	0.00	0	0.00	0	0.00
DIV ADMIN SUPPORT SUPERVISOR	42,637	1.00	83,576	2.00	83,576	2.00	83,576	2.00
CONST PROJECT OFFICE ASSISTANT	922,503	29.00	962,262	31.00	962,262	31.00	962,262	31.00
LEGAL SECRETARY	31,300	0.96	91,506	3.00	91,506	3.00	91,506	3.00
SR ENGINEERING TECH-TPT	11,334	0.28	0	0.00	0	0.00	0	0.00
SENIOR CORE DRILL ASSISTANT	178,258	5.15	198,708	6.00	198,708	6.00	198,708	6.00
CORE DRILL ASSISTANT	5,476	0.21	46,888	2.00	46,888	2.00	46,888	2.00
CORE DRILL OPERATOR	120,642	3.00	152,696	4.00	152,696	4.00	152,696	4.00
SENIOR MAINTENANCE WORKER	23,409	0.67	0	0.00	0	0.00	0	0.00
CORE DRILL SUPERINTENDENT	53,530	1.00	53,806	1.00	53,806	1.00	53,806	1.00
INTER CORE DRILL ASSISTANT	50,180	1.71	29,566	1.00	29,566	1.00	29,566	1.00
CORE DRILL SUPERVISOR	45,898	1.00	46,162	1.00	46,162	1.00	46,162	1.00
MOTORIST ASSISTANCE OPERATOR	1,394,221	38.15	1,432,420	42.00	1,432,420	42.00	1,432,420	42.00
MOTOR ASSISTANCE SHIFT SUPV	201,929	4.54	213,518	5.00	213,518	5.00	213,518	5.00

DECISION ITEM DETAIL

Budget Unit	FY 2013	FY 2013	FY 2014	FY 2014	FY 2015	FY 2015	FY 2015	FY 2015
Decision Item	ACTUAL	ACTUAL	BUDGET	BUDGET	DEPT REQ	DEPT REQ	GOV REC	GOV REC
Budget Object Class	DOLLAR	FTE	DOLLAR	FTE	DOLLAR	FTE	DOLLAR	FTE
CONSTRUCTION								
CORE								
SENIOR MATERIALS TECHNICIAN	804,936	21.48	872,764	24.00	872,764	24.00	872,764	24.00
CONSTRUCTION TECHNICIAN	33,466	1.17	78,822	3.00	78,822	3.00	78,822	3.00
SR CONSTRUCTION TECHNICIAN	3,199,793	85.51	3,262,162	91.00	3,262,162	91.00	3,262,162	91.00
INTERMEDIATE DESIGN TECHNICN	31,426	1.00	58,952	2.00	58,952	2.00	58,952	2.00
ASSISTANT CONSTRUCTION TECH	64	0.00	0	0.00	0	0.00	0	0.00
INTER CONSTRUCTION TECH	499,846	15.36	712,554	23.00	712,554	23.00	712,554	23.00
SENIOR DESIGN TECHNICIAN	1,253,530	33.12	1,082,292	30.00	1,082,292	30.00	1,082,292	30.00
INTER MATERIALS TECH	70,447	2.13	58,504	2.00	58,504	2.00	58,504	2.00
SR ENGINEERING TECH-TPT/SS	1,972	0.04	0	0.00	0	0.00	0	0.00
MAINTENANCE CREW LEADER-TPT	8,882	0.28	0	0.00	0	0.00	0	0.00
SURVEY TECHNICIAN	55,806	1.90	78,334	3.00	78,334	3.00	78,334	3.00
INTERMEDIATE SURVEY TECHNICIAN	28,013	0.88	0	0.00	0	0.00	0	0.00
SENIOR SURVEY TECHNICIAN	773,922	19.95	762,644	20.00	762,644	20.00	762,644	20.00
LAND SURVEYOR IN TRAINING	329,219	8.18	383,236	10.00	383,236	10.00	383,236	10.00
LAND SURVEY COORDINATOR	20,071	0.33	56,926	1.00	56,926	1.00	56,926	1.00
DISTRICT LAND SURVEY MANAGER	271,603	5.00	273,062	5.00	273,062	5.00	273,062	5.00
SENIOR FIELD ACQUISITION TECHN	79,397	2.05	77,744	2.00	77,744	2.00	77,744	2.00
INTER FLD ACQUISITION TECH	165,932	5.02	164,534	5.00	164,534	5.00	164,534	5.00
LEAD FIELD ACQUISITION TECH	82,806	2.02	116,302	3.00	116,302	3.00	116,302	3.00
SURVEY INSTRUMENT OPERATOR	153,397	3.52	0	0.00	0	0.00	0	0.00
LAND SURVEY SUPERVISOR	240,081	4.73	260,138	5.00	260,138	5.00	260,138	5.00
LAND SURVEYOR	724,186	15.39	775,278	17.00	775,278	17.00	775,278	17.00
ADMINISTRATIVE TECHNICIAN-TPT	14,958	0.34	0	0.00	0	0.00	0	0.00
DST OFFICE SERVICES SUPERVISOR	31,449	0.71	44,494	1.00	44,494	1.00	44,494	1.00
SENIOR CADD SUPPORT SPECIALIST	45,950	1.00	46,162	1.00	46,162	1.00	46,162	1.00
SENIOR CARTOGRAPHER	74,654	1.85	37,834	1.00	37,834	1.00	37,834	1.00
SENIOR TRAFFIC SPECIALIST	45,327	1.04	80,952	2.00	80,952	2.00	80,952	2.00
LEGAL ASSISTANT	0	0.00	30,598	1.00	30,598	1.00	30,598	1.00
FABRICATION TECHNICIAN	94,241	1.99	48,094	1.00	48,094	1.00	48,094	1.00
STRUCTURAL ANALYST	184,117	4.01	184,672	4.00	184,672	4.00	184,672	4.00
SENIOR STRUCTURAL TECHNICIAN	213,764	5.98	209,312	6.00	209,312	6.00	209,312	6.00
CONSTRUCTION CONTRACT ADMINIST	59,538	1.46	40,654	1.00	40,654	1.00	40,654	1.00

DECISION ITEM DETAIL

Budget Unit	FY 2013	FY 2013	FY 2014	FY 2014	FY 2015	FY 2015	FY 2015	FY 2015
Decision Item	ACTUAL	ACTUAL	BUDGET	BUDGET	DEPT REQ	DEPT REQ	GOV REC	GOV REC
Budget Object Class	DOLLAR	FTE	DOLLAR	FTE	DOLLAR	FTE	DOLLAR	FTE
CONSTRUCTION								
CORE								
DIST FINAL PLANS & REP PROC	314,076	7.03	314,710	7.00	314,710	7.00	314,710	7.00
FINAL PLANS REVIEWER	46,726	1.00	47,014	1.00	47,014	1.00	47,014	1.00
SR STRUCTURAL TECHNICIAN-TPT	4,491	0.10	0	0.00	0	0.00	0	0.00
FLD ACQUISITION COORDINATOR	51,534	1.00	51,826	1.00	51,826	1.00	51,826	1.00
STRUCTURAL SPECIALIST	241,969	6.01	285,762	7.00	285,762	7.00	285,762	7.00
SR FABRICATION TECHNICIAN	181,058	3.18	221,280	4.00	221,280	4.00	221,280	4.00
INTER STRUCTURAL TECHNICIAN	19,646	0.62	31,702	1.00	31,702	1.00	31,702	1.00
STRUCTURAL TECHNICIAN	3,474	0.13	0	0.00	0	0.00	0	0.00
BRIDGE INVENTORY ANALYST	78,608	2.00	79,172	2.00	79,172	2.00	79,172	2.00
MARKET ANALYSIS COORDINATOR	53,382	0.96	56,997	1.00	56,997	1.00	56,997	1.00
INT INFO SYSTEMS TECHNOLOGIST	84,028	2.01	118,570	3.00	118,570	3.00	118,570	3.00
CIVIL RIGHTS SPECIALIST	10,683	0.29	37,175	1.00	37,175	1.00	37,175	1.00
INT CIVIL RIGHTS SPECIALIST	48,091	1.17	41,399	1.00	41,399	1.00	41,399	1.00
SR CIVIL RIGHTS SPECIALIST	229,254	4.79	283,452	6.00	283,452	6.00	283,452	6.00
ENVIRONMENTAL SPECIALIST	42,667	1.00	42,922	1.00	42,922	1.00	42,922	1.00
INT ENVIRONMENTAL SPECIALIST	41,354	1.00	41,398	1.00	41,398	1.00	41,398	1.00
SR ENVIRNMENTAL SPECIALIST	554,407	10.76	595,168	12.00	595,168	12.00	595,168	12.00
INTRM HISTORIC PRESERVATION SP	72,788	1.73	84,320	2.00	84,320	2.00	84,320	2.00
SENIOR GIS SPECIALIST	131,756	2.87	138,486	3.00	138,486	3.00	138,486	3.00
SR HISTORIC PRESERVATION SPECI	470,225	9.29	518,968	10.00	518,968	10.00	518,968	10.00
SENIOR PARALEGAL	146,265	3.06	281,612	6.00	281,612	6.00	281,612	6.00
TRANSPORTATION PLANNING SPECIA	464,816	8.00	571,116	10.00	571,116	10.00	571,116	10.00
PARALEGAL	39,924	1.03	39,226	1.00	39,226	1.00	39,226	1.00
INTERMEDIATE PARALEGAL	5,144	0.13	0	0.00	0	0.00	0	0.00
WETLAND COORDINATOR	57,697	1.00	57,994	1.00	57,994	1.00	57,994	1.00
SENIOR CHEMIST	234,895	4.82	286,256	6.00	286,256	6.00	286,256	6.00
CONSTR MANGMNT SYSTEMS ADMINIS	59,939	1.00	60,238	1.00	60,238	1.00	60,238	1.00
TRANSP MGT SYS ADMINISTRATOR	257,528	4.00	258,664	4.00	258,664	4.00	258,664	4.00
SR ADMIN PROFESSIONAL-TPT	572	0.01	0	0.00	0	0.00	0	0.00
PHOTOGRAMMETRIC MANAGER	39,943	0.67	0	0.00	0	0.00	0	0.00
DESIGN MGT SYSTEMS ADMINISTRAT	62,229	1.00	62,530	1.00	62,530	1.00	62,530	1.00
INTER ADMIN PROFESSIONAL-TPT	6,558	0.14	0	0.00	0	0.00	0	0.00

DECISION ITEM DETAIL

Budget Unit	FY 2013	FY 2013	FY 2014	FY 2014	FY 2015	FY 2015	FY 2015	FY 2015
Decision Item	ACTUAL	ACTUAL	BUDGET	BUDGET	DEPT REQ	DEPT REQ	GOV REC	GOV REC
Budget Object Class	DOLLAR	FTE	DOLLAR	FTE	DOLLAR	FTE	DOLLAR	FTE
CONSTRUCTION								
CORE								
GIS SPECIALIST	80,767	2.08	79,275	2.00	79,275	2.00	79,275	2.00
INT GIS SPECIALIST	41,114	1.00	41,398	1.00	41,398	1.00	41,398	1.00
ENVIRONMENTAL CHEMIST	229,828	4.00	231,016	4.00	231,016	4.00	231,016	4.00
ASST TO THE DIST ENGINEER	9,181	0.13	0	0.00	0	0.00	0	0.00
INTER R/W SPECIALIST	37,953	0.88	0	0.00	0	0.00	0	0.00
TRANSPORTATION DATA ANALYST	48,716	1.00	49,006	1.00	49,006	1.00	49,006	1.00
ENVIRONMENTAL COMPLNC MANAGER	54,520	1.00	102,064	2.00	102,064	2.00	102,064	2.00
SR INFO SYSTEMS TECHNOLOGIST	0	0.00	176,688	4.00	176,688	4.00	176,688	4.00
SR R/W SPECIALIST	1,362,092	27.82	1,455,668	30.00	1,455,668	30.00	1,455,668	30.00
RIGHT OF WAY SPECIALIST	36,894	1.00	37,174	1.00	37,174	1.00	37,174	1.00
CHEMICAL LABORATORY DIRECTOR	64,651	1.00	64,954	1.00	64,954	1.00	64,954	1.00
ASST RIGHT OF WAY MNGR-CERTIFI	234,858	3.89	243,688	4.00	243,688	4.00	243,688	4.00
RIGHT OF WAY MANAGER	504,390	7.53	542,852	8.00	542,852	8.00	542,852	8.00
RIGHT OF WAY LIAISON	91,885	1.46	62,530	1.00	62,530	1.00	62,530	1.00
CERTIFIED APPRAISER	499,563	9.13	629,428	12.00	629,428	12.00	629,428	12.00
DESIGN LIAISON ENGINEER	236,674	3.00	237,618	3.00	237,618	3.00	237,618	3.00
ESTIMATE AND REVIEW ENGINEER	62,229	1.00	62,530	1.00	62,530	1.00	62,530	1.00
RESEARCH ENGINEER	115,079	1.77	60,238	1.00	60,238	1.00	60,238	1.00
SR RESEARCH ANALYST	117,105	2.17	56,926	1.00	56,926	1.00	56,926	1.00
TRAFFIC CENTER MANAGER	72,493	1.00	72,802	1.00	72,802	1.00	72,802	1.00
DESIGN SUPPORT ENGINEER	63,440	1.00	63,742	1.00	63,742	1.00	63,742	1.00
ENGINRING POLICY ADMINISTRATOR	81,806	1.00	81,622	1.00	81,622	1.00	81,622	1.00
CONST & MATERIALS LIAISON ENGR	222,792	2.77	238,830	3.00	238,830	3.00	238,830	3.00
NON-MOTORIZED TRANSP ENGINEER	73,872	1.00	74,182	1.00	74,182	1.00	74,182	1.00
STRCTURAL PRELIM & REVIEW ENGR	71,090	1.00	71,398	1.00	71,398	1.00	71,398	1.00
SENIOR PROJECT REVIEWER	133,823	2.18	178,614	3.00	178,614	3.00	178,614	3.00
SENIOR ESTIMATOR	174,401	2.92	229,908	4.00	229,908	4.00	229,908	4.00
STANDARDS SPECIALIST	140,966	2.58	109,244	2.00	109,244	2.00	109,244	2.00
INNOVATIONS ENGINEER	73,872	1.00	74,182	1.00	74,182	1.00	74,182	1.00
LOCAL PROGRAMS ADMINISTRATOR	82,876	1.00	83,194	1.00	83,194	1.00	83,194	1.00
SR STRUCTURAL ENGINEER	309,984	4.96	313,970	5.00	313,970	5.00	313,970	5.00
AST DISTRICT CONSTR & MATER EN	440,634	6.77	397,008	6.00	397,008	6.00	397,008	6.00

DECISION ITEM DETAIL

Budget Unit	FY 2013	FY 2013	FY 2014	FY 2014	FY 2015	FY 2015	FY 2015	FY 2015
Decision Item	ACTUAL	ACTUAL	BUDGET	BUDGET	DEPT REQ	DEPT REQ	GOV REC	GOV REC
Budget Object Class	DOLLAR	FTE	DOLLAR	FTE	DOLLAR	FTE	DOLLAR	FTE
CONSTRUCTION								
CORE								
DISTRICT CONST & MATERIALS ENG	532,889	7.00	537,274	7.00	537,274	7.00	537,274	7.00
ASSISTANT TO THE RESIDENT ENGI	783,910	12.02	725,786	11.00	725,786	11.00	725,786	11.00
COMPUTER AIDED DRFT SUPPRT ENG	62,304	1.00	62,530	1.00	62,530	1.00	62,530	1.00
SR ENGNRING PROFESS-TPT/SSPD	13,964	0.20	0	0.00	0	0.00	0	0.00
SR ENGINEERING PROFESSNL-TPT	3,341	0.05	0	0.00	0	0.00	0	0.00
BRIDGE RATING & INVENT ENGR	67,178	1.00	67,438	1.00	67,438	1.00	67,438	1.00
STRUCTURAL HYDRAULICS ENGINEER	71,165	1.00	71,398	1.00	71,398	1.00	71,398	1.00
TRANSPORTATION PROJECT MGR	1,890,478	26.58	1,927,470	27.00	1,927,470	27.00	1,927,470	27.00
PAVEMENT ENGINEER	117,636	2.00	118,232	2.00	118,232	2.00	118,232	2.00
DISTRICT DESIGN ENGINEER	549,870	7.07	548,326	7.00	548,326	7.00	548,326	7.00
GEOLOGIST	335,269	5.01	336,026	5.00	336,026	5.00	336,026	5.00
TRANSP PLANNING COORDINATOR	59,939	1.00	0	0.00	0	0.00	0	0.00
DISTRICT PLANNING MANAGER	429,682	6.00	431,352	6.00	431,352	6.00	431,352	6.00
STRUCTURAL RESOURCE MANAGER	76,726	1.00	77,038	1.00	77,038	1.00	77,038	1.00
STRUCTURAL PROJECT MANAGER	279,194	4.00	280,240	4.00	280,240	4.00	280,240	4.00
CADD SERVICES ENGINEER	83,376	1.00	83,194	1.00	83,194	1.00	83,194	1.00
SENIOR MATERIALS SPECIALIST	148,011	2.89	196,924	4.00	196,924	4.00	196,924	4.00
INTER CONST INSPECTOR	2,349,553	50.50	2,372,633	52.00	2,372,633	52.00	2,372,633	52.00
INTER HIGHWAY DESIGNER	410,388	8.66	419,006	9.00	419,006	9.00	419,006	9.00
INTER STRUCTURAL DESIGNER	52,482	1.04	95,104	2.00	95,104	2.00	95,104	2.00
CADD SUPPORT ANALYST	115,642	2.00	116,012	2.00	116,012	2.00	116,012	2.00
PLANNING & PROGRAMMING ENGR	79,735	1.00	80,050	1.00	80,050	1.00	80,050	1.00
DISTRICT CONSTRUCTION LIAISON	54,626	1.00	54,814	1.00	54,814	1.00	54,814	1.00
COMPUTER LIAISON, DESIGN	103,068	2.00	103,652	2.00	103,652	2.00	103,652	2.00
ASST STATE CO AND MA ENGINEER	84,459	1.00	84,778	1.00	84,778	1.00	84,778	1.00
ASSISTANT STATE DESIGN ENGIN	86,102	1.00	86,422	1.00	86,422	1.00	86,422	1.00
CONSTRUCTION INSPECTOR	846,735	20.16	1,291,417	31.00	1,291,417	31.00	1,291,417	31.00
STRUCTURAL LIAISON ENGINEER	260,954	3.29	240,402	3.00	240,402	3.00	240,402	3.00
TRANSP PROJECT DESIGNER	2,085,990	32.89	2,041,805	32.00	2,041,805	32.00	2,041,805	32.00
SENIOR TRAFFIC STUDIES SPECIAL	88,873	1.64	155,870	3.00	155,870	3.00	155,870	3.00
DISTRICT UTILITIES ENGINEER	512,214	7.68	539,708	8.00	539,708	8.00	539,708	8.00
BID & CONTRACT SERVICE ENGR	68,428	1.00	68,734	1.00	68,734	1.00	68,734	1.00

DECISION ITEM DETAIL

Budget Unit	FY 2013	FY 2013	FY 2014	FY 2014	FY 2015	FY 2015	FY 2015	FY 2015
Decision Item	ACTUAL	ACTUAL	BUDGET	BUDGET	DEPT REQ	DEPT REQ	GOV REC	GOV REC
Budget Object Class	DOLLAR	FTE	DOLLAR	FTE	DOLLAR	FTE	DOLLAR	FTE
CONSTRUCTION								
CORE								
MAINTENANCE LIAISON ENGINEER	67,886	0.90	0	0.00	0	0.00	0	0.00
FIELD MATERIALS ENGR	236,389	3.77	251,908	4.00	251,908	4.00	251,908	4.00
INTER MATERIALS INSPECTOR	303,405	6.91	505,786	13.00	505,786	13.00	505,786	13.00
SENIOR MATERIALS INSPECTOR	1,773,004	33.38	1,781,692	34.00	1,781,692	34.00	1,781,692	34.00
SR GEOTECHNICAL SPECIALIST	265,441	4.91	268,486	5.00	268,486	5.00	268,486	5.00
HIGHWAY DESIGNER	123,539	2.59	196,429	4.00	196,429	4.00	196,429	4.00
MATERIALS SPECIALIST	5,845	0.13	0	0.00	0	0.00	0	0.00
MATERIALS INSPECTOR	247,866	6.07	347,354	9.00	347,354	9.00	347,354	9.00
PHYSICAL LABORATORY DIRECTOR	68,458	0.94	72,802	1.00	72,802	1.00	72,802	1.00
INTER TRANSPORTATION PLANNER	168,215	3.53	180,280	4.00	180,280	4.00	180,280	4.00
TRANSPORT SYSTEM ANALYSIS ENGR	71,090	1.00	71,398	1.00	71,398	1.00	71,398	1.00
RESIDENT ENGINEER	2,034,308	30.19	2,095,318	31.00	2,095,318	31.00	2,095,318	31.00
SR CONSTRUCTION INSPECTOR	9,418,118	174.51	9,267,227	181.44	9,267,227	181.44	9,267,227	181.44
SENIOR HIGHWAY DESIGNER	5,507,024	100.63	5,314,585	99.00	5,314,585	99.00	5,314,585	99.00
SR TRANSPORTATION PLANNER	779,224	15.28	887,188	18.00	887,188	18.00	887,188	18.00
BRIDGE LOC & LAYOUT DESIGNER	256,182	4.00	314,642	5.00	314,642	5.00	314,642	5.00
SR STRUCTURAL DESIGNER	1,257,277	22.01	1,343,362	25.00	1,343,362	25.00	1,343,362	25.00
GEOTECHNICAL ENGINEER	185,764	2.92	192,546	3.00	192,546	3.00	192,546	3.00
GEOTECHNICAL DIRECTOR	44,186	0.60	78,550	1.00	78,550	1.00	78,550	1.00
STRUCT DEV & SUPPORT ENGR	75,275	1.00	75,586	1.00	75,586	1.00	75,586	1.00
ASST STATE BRIDGE ENGINEER	84,459	1.00	84,778	1.00	84,778	1.00	84,778	1.00
TRANSPORTATION PLANNER	105,686	2.58	155,796	4.00	155,796	4.00	155,796	4.00
FABRICATION OPERATIONS ENGR	78,236	1.00	78,550	1.00	78,550	1.00	78,550	1.00
STRUCTURAL SERVICES ENGINEER	78,281	1.00	78,550	1.00	78,550	1.00	78,550	1.00
DISTRICT DESIGN LIAISON	160,664	2.94	106,640	2.00	106,640	2.00	106,640	2.00
LONG RANGE TRANS PLANNING CO	66,896	0.96	70,054	1.00	70,054	1.00	70,054	1.00
RESEARCH ADMINISTRATOR	75,275	1.00	75,586	1.00	75,586	1.00	75,586	1.00
ENVIRONMENTAL & HIST PRESV MGR	73,872	1.00	74,182	1.00	74,182	1.00	74,182	1.00
ASSIST HISTORIC PRESERV MNGR	41,628	0.71	0	0.00	0	0.00	0	0.00
HISTORIC PRESERVATION MANAGER	67,403	1.03	66,178	1.00	66,178	1.00	66,178	1.00
DEPUTY PROJECT DIRECTOR	67,124	0.71	0	0.00	0	0.00	0	0.00
SURVEY INTERN	8,868	0.37	0	0.00	0	0.00	0	0.00

DECISION ITEM DETAIL

Budget Unit	FY 2013	FY 2013	FY 2014	FY 2014	FY 2015	FY 2015	FY 2015	FY 2015
Decision Item	ACTUAL	ACTUAL	BUDGET	BUDGET	DEPT REQ	DEPT REQ	GOV REC	GOV REC
Budget Object Class	DOLLAR	FTE	DOLLAR	FTE	DOLLAR	FTE	DOLLAR	FTE
CONSTRUCTION								
CORE								
ASSISTANT REGIONAL COUNSEL	68,609	0.79	0	0.00	0	0.00	0	0.00
SENIOR LITIGATION COUNSEL	141,772	2.00	142,388	2.00	142,388	2.00	142,388	2.00
SENIOR ADMINISTRATIVE COUNSEL	68,860	1.00	207,498	3.00	207,498	3.00	207,498	3.00
TEMPORARY CONSTRUCTION TECHNIC	3,679	0.10	0	0.00	0	0.00	0	0.00
TEMP ENGINEERING PROFESSIONAL	61,334	0.75	0	0.00	0	0.00	0	0.00
RIGHT OF WAY DIRECTOR	95,586	1.00	95,914	1.00	95,914	1.00	95,914	1.00
STATE BRIDGE ENGINEER	100,310	1.00	100,642	1.00	100,642	1.00	100,642	1.00
STATE DESIGN ENGINEER	100,310	1.00	100,642	1.00	100,642	1.00	100,642	1.00
STATE CO & MA ENGINEER	104,267	1.00	104,602	1.00	104,602	1.00	104,602	1.00
TRANSPORTATION PLANNING DIR	100,310	1.00	100,642	1.00	100,642	1.00	100,642	1.00
CHEMIST INTERN	998	0.04	0	0.00	0	0.00	0	0.00
MATERIALS INTERN	10,297	0.39	0	0.00	0	0.00	0	0.00
PLANNING INTERN	3,430	0.12	0	0.00	0	0.00	0	0.00
PROJECT DIRECTOR	144,143	1.54	0	0.00	0	0.00	0	0.00
SENIOR ASSISTANT COUNSEL	218,803	3.39	266,632	4.00	266,632	4.00	266,632	4.00
HISTORIC PRESERVATION INTERN	1,741	0.08	0	0.00	0	0.00	0	0.00
EXTERNAL CIVIL RIGHTS DIRECTOR	89,471	1.00	89,794	1.00	89,794	1.00	89,794	1.00
CONSTRUCTION INTERN	172,984	6.25	0	0.00	0	0.00	0	0.00
DESIGN INTERN	51,217	1.91	0	0.00	0	0.00	0	0.00
BRIDGE INTERN	1,995	0.08	0	0.00	0	0.00	0	0.00
REGIONAL COUNSEL	323,328	3.29	394,792	4.00	394,792	4.00	394,792	4.00
TOTAL - PS	63,074,068	1,246.13	64,987,950	1,326.44	64,987,950	1,326.44	64,987,950	1,326.44
TRAVEL, IN-STATE	610,447	0.00	717,130	0.00	717,130	0.00	717,130	0.00
TRAVEL, OUT-OF-STATE	146,409	0.00	174,685	0.00	174,685	0.00	174,685	0.00
FUEL & UTILITIES	753,376	0.00	250,422	0.00	250,422	0.00	250,422	0.00
SUPPLIES	3,081,994	0.00	2,349,856	0.00	2,349,856	0.00	2,349,856	0.00
PROFESSIONAL DEVELOPMENT	356,781	0.00	585,405	0.00	585,405	0.00	585,405	0.00
COMMUNICATION SERV & SUPP	1,840,673	0.00	716,538	0.00	716,538	0.00	716,538	0.00
PROFESSIONAL SERVICES	30,939,654	0.00	13,990,143	0.00	13,940,143	0.00	13,940,143	0.00
HOUSEKEEPING & JANITORIAL SERV	80,430	0.00	60,748	0.00	60,748	0.00	60,748	0.00
M&R SERVICES	1,994,686	0.00	547,645	0.00	547,645	0.00	547,645	0.00
COMPUTER EQUIPMENT	708,299	0.00	470,868	0.00	470,868	0.00	470,868	0.00

DECISION ITEM DETAIL

Budget Unit	FY 2013	FY 2013	FY 2014	FY 2014	FY 2015	FY 2015	FY 2015	FY 2015
Decision Item	ACTUAL	ACTUAL	BUDGET	BUDGET	DEPT REQ	DEPT REQ	GOV REC	GOV REC
Budget Object Class	DOLLAR	FTE	DOLLAR	FTE	DOLLAR	FTE	DOLLAR	FTE
CONSTRUCTION								
CORE								
OFFICE EQUIPMENT	77,150	0.00	203,174	0.00	203,174	0.00	203,174	0.00
OTHER EQUIPMENT	439,800	0.00	918,638	0.00	918,638	0.00	918,638	0.00
PROPERTY & IMPROVEMENTS	890,768,924	0.00	772,784,478	0.00	772,784,478	0.00	772,784,478	0.00
BUILDING LEASE PAYMENTS	245,804	0.00	71,094	0.00	71,094	0.00	71,094	0.00
EQUIPMENT RENTALS & LEASES	39,528	0.00	219,422	0.00	219,422	0.00	219,422	0.00
MISCELLANEOUS EXPENSES	711,782	0.00	260,567	0.00	260,567	0.00	260,567	0.00
TOTAL - EE	932,795,737	0.00	794,320,813	0.00	794,270,813	0.00	794,270,813	0.00
PROGRAM DISTRIBUTIONS	129,720,445	0.00	106,634,636	0.00	106,634,636	0.00	106,634,636	0.00
DEBT SERVICE	301,885,364	0.00	302,139,353	0.00	280,842,242	0.00	280,842,242	0.00
REFUNDS	2,770,777	0.00	234,667	0.00	234,667	0.00	234,667	0.00
TOTAL - PD	434,376,586	0.00	409,008,656	0.00	387,711,545	0.00	387,711,545	0.00
GRAND TOTAL	\$1,430,246,391	1,246.13	\$1,268,317,419	1,326.44	\$1,246,970,308	1,326.44	\$1,246,970,308	1,326.44
GENERAL REVENUE	\$0	0.00	\$50,000	0.00	\$0	0.00	\$0	0.00
FEDERAL FUNDS	\$0	0.00	\$0	0.00	\$0	0.00	\$0	0.00
OTHER FUNDS	\$1,430,246,391	1,246.13	\$1,268,267,419	1,326.44	\$1,246,970,308	1,326.44	\$1,246,970,308	1,326.44

DECISION ITEM DETAIL

Budget Unit	FY 2013	FY 2013	FY 2014	FY 2014	FY 2015	FY 2015	FY 2015	FY 2015
Decision Item	ACTUAL	ACTUAL	BUDGET	BUDGET	DEPT REQ	DEPT REQ	GOV REC	GOV REC
Budget Object Class	DOLLAR	FTE	DOLLAR	FTE	DOLLAR	FTE	DOLLAR	FTE
SRF HWY & BRIDGE PROG TRANSFER								
CORE								
TRANSFERS OUT	0	0.00	6,430,000	0.00	0	0.00	0	0.00
TOTAL - TRF	0	0.00	6,430,000	0.00	0	0.00	0	0.00
GRAND TOTAL	\$0	0.00	\$6,430,000	0.00	\$0	0.00	\$0	0.00
GENERAL REVENUE	\$0	0.00	\$0	0.00	\$0	0.00		0.00
FEDERAL FUNDS	\$0	0.00	\$6,430,000	0.00	\$0	0.00		0.00
OTHER FUNDS	\$0	0.00	\$0	0.00	\$0	0.00		0.00

PROGRAM DESCRIPTION

Department of Transportation
Construction
Program is found in the following core budget(s): Construction

1. What does this program do?

The appropriations include personal services and expense and equipment disbursements for planning, design, right of way acquisitions, contractor payments, pass-through funds to local entities and debt service on outstanding bonds associated with road and bridge construction. The proposed costs represent payments associated with awarded projects in the Commission-approved Statewide Transportation Improvement Program (STIP). The payments are for projects awarded in previous fiscal years, as well as the current fiscal year, because payments are made as contractors complete the work, in the months after projects are awarded.

2. What is the authorization for this program, i.e., federal or state statute, etc.? (Include the federal program number, if applicable.)

Title 23 USC 133, Article IV, Section 30(b) MO Constitution and 226.220, RSMo

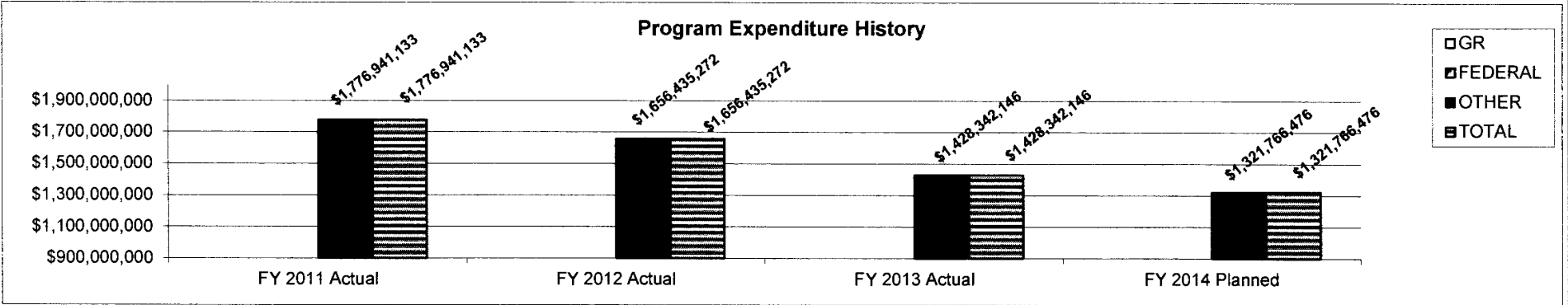
3. Are there federal matching requirements? If yes, please explain.

The Construction program requires a 10 to 20 percent non-federal match unless specifically earmarked for 100 percent federal funding.

4. Is this a federally mandated program? If yes, please explain.

Federal funds apportioned through the Highway Act must be spent on specific transportation activities. For example, the Highway Bridge program funds must be spent on the replacement or rehabilitation of deficient bridges.

5. Provide actual expenditures for the prior three fiscal years and planned expenditures for the current fiscal year.



6. What are the sources of the "Other" funds?

State Road Fund (0320), Construction Bond Proceeds Series 2008 (0321) and State Road Bond Fund (0319)

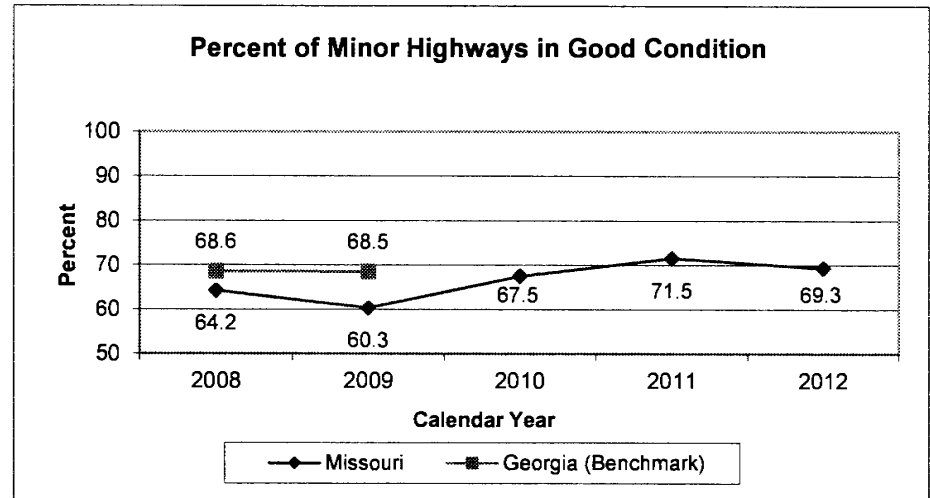
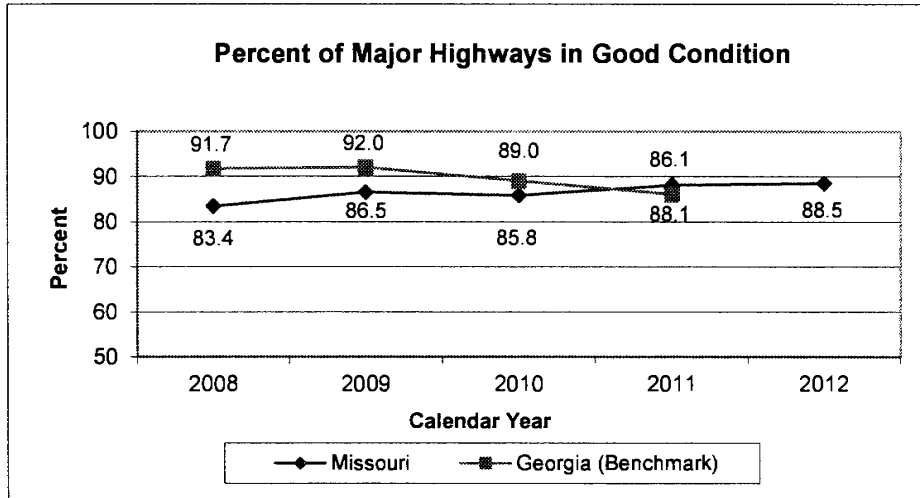
PROGRAM DESCRIPTION

Department of Transportation

Construction

Program is found in the following core budget(s): Construction

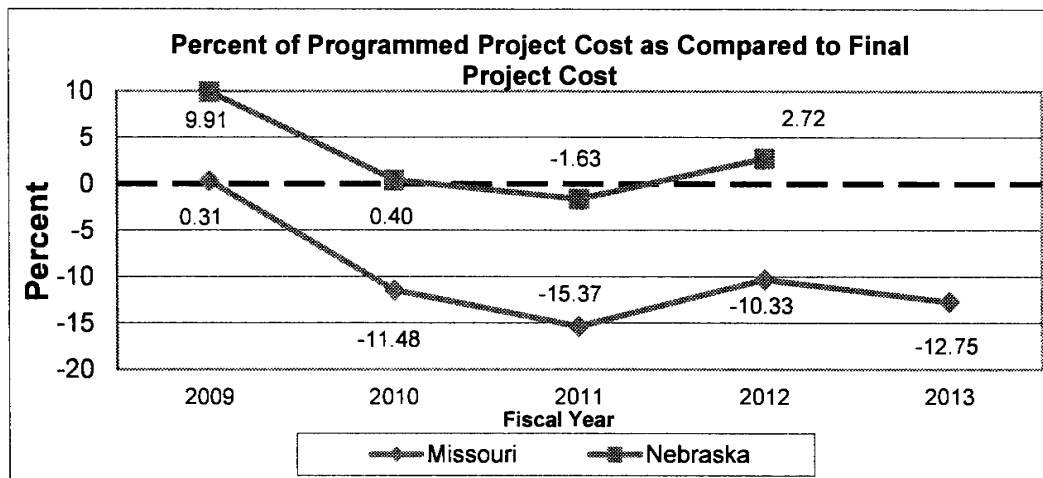
7a. Provide an effectiveness measure.



Data for 2013 was not available at the time of publication.

*Source data for Georgia comes from FHWA highway statistics. Georgia data is based only on pavement smoothness (IRI) submitted as part of the Highway Performance Monitoring System.

7b. Provide an efficiency measure.



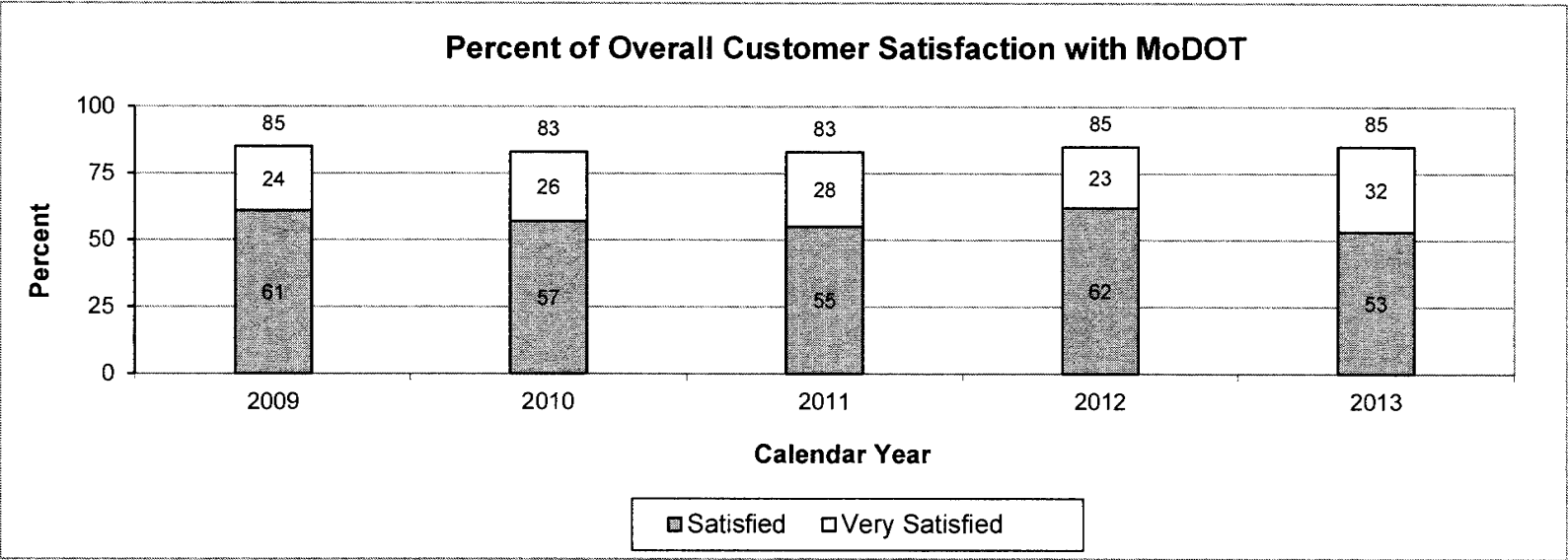
PROGRAM DESCRIPTION

Department of Transportation
Construction
Program is found in the following core budget(s): Construction

7c. Provide the number of clients/individuals served, if applicable.

N/A

7d. Provide a customer satisfaction measure, if available.



This data is collected annually from over 3,500 random adult telephone interviews. MoDOT's customer is the public. This measure tracks MoDOT's progress toward the mission of delighting its customers.

PROGRAM DESCRIPTION

Department of Transportation

Motorist Assistance

Program is found in the following core budget(s): Construction

1. What does this program do?

The Motorist Assistance Program provides services in the St. Louis and Kansas City metropolitan areas to help keep traffic safely moving and decrease congestion. Motorist Assistance workers respond to both major and minor incidents, assisting with managing traffic and clearing the roadway of incidents. These efforts improve the safety of the responders and the driving public, as well as decrease the delays for the motorists in and around the incident scene. They also provide assistance to motorists with minor mechanical problems, perform hazardous waste and debris removal and address the issue of abandoned vehicles. By providing these services, traveler delays are minimized and emissions are reduced.

2. What is the authorization for this program, i.e., federal or state statute, etc.? (Include the federal program number, if applicable.)

Article IV, Section 30(b), MO Constitution and 226.220, RSMo

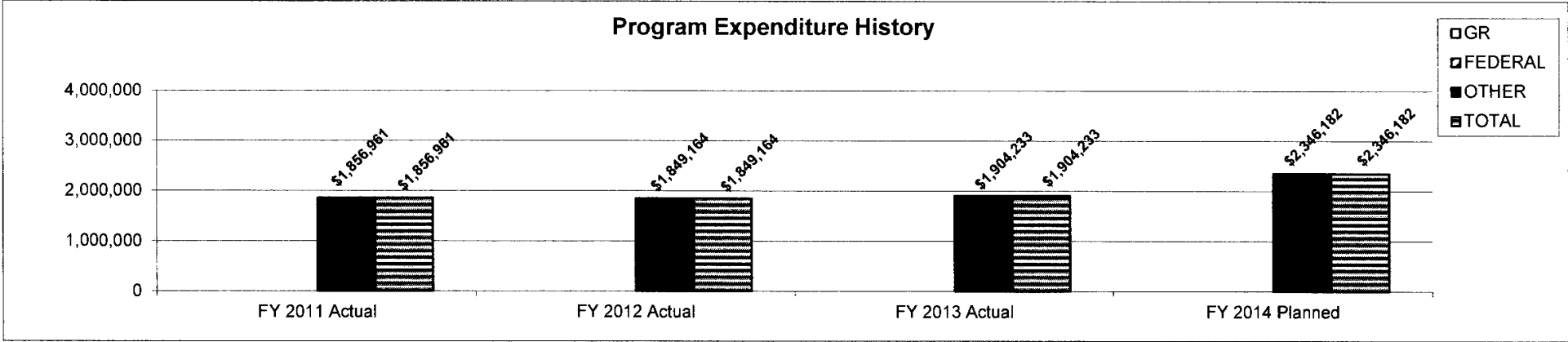
3. Are there federal matching requirements? If yes, please explain.

No.

4. Is this a federally mandated program? If yes, please explain.

No.

5. Provide actual expenditures for the prior three fiscal years and planned expenditures for the current fiscal year.



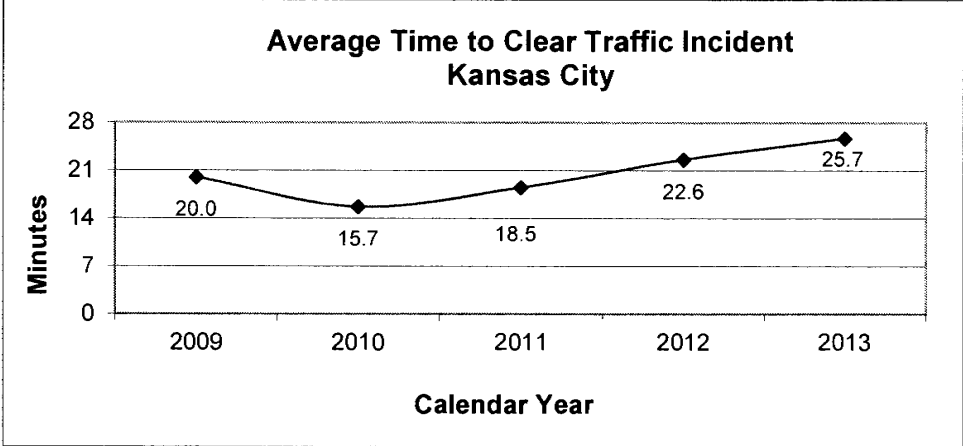
6. What are the sources of the "Other" funds?

State Road Fund (0320)

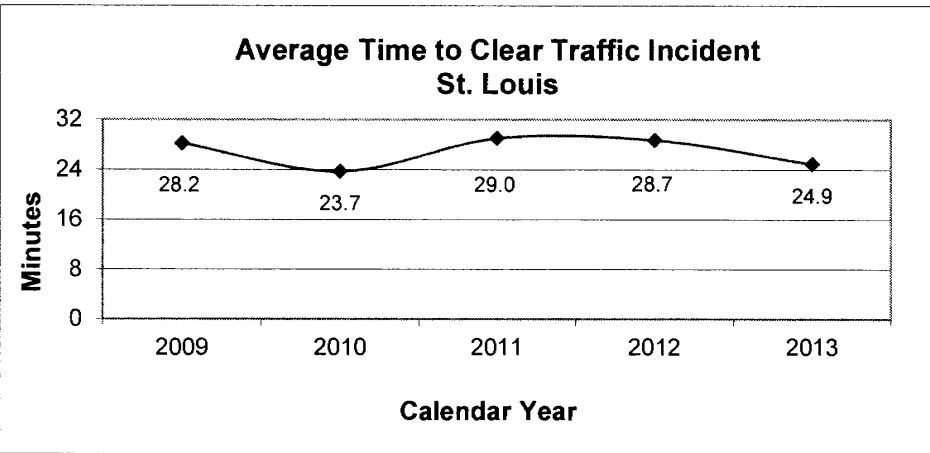
PROGRAM DESCRIPTION

Department of Transportation
Motorist Assistance
Program is found in the following core budget(s): Construction

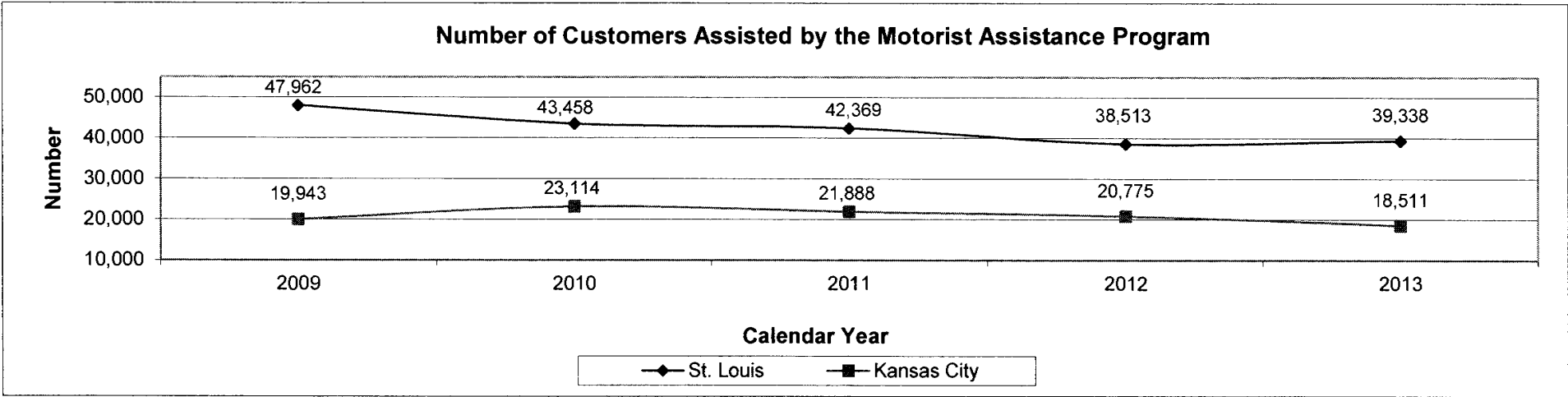
7a. Provide an effectiveness measure.



7b. Provide an efficiency measure.



7c. Provide the number of clients/individuals served, if applicable.

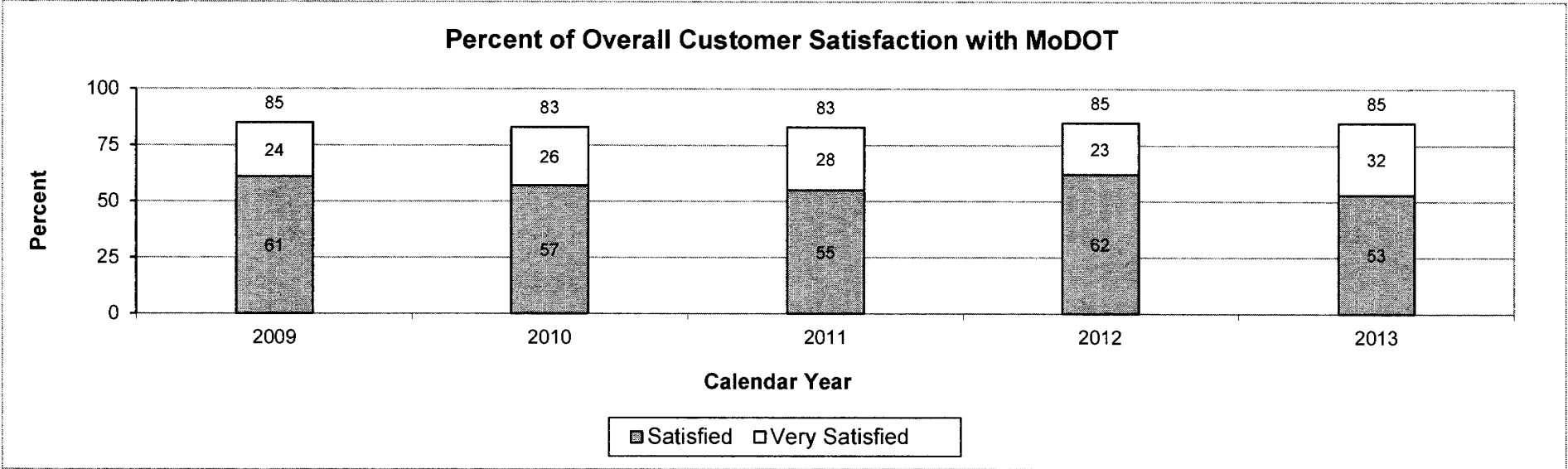


This measure is not a comparison between St. Louis and Kansas City but a statistical chart indicating the number of customers assisted by the Motorist Assistance Program.

PROGRAM DESCRIPTION

Department of Transportation
Motorist Assistance
Program is found in the following core budget(s): Construction

7d. Provide a customer satisfaction measure, if available.



This data is collected annually from over 3,500 random adult telephone interviews. MoDOT's customer is the public. This measure tracks MoDOT's progress toward the mission of delighting its customers.

NEW DECISION ITEM
RANK: 6 OF 17

Department of Transportation	Budget Unit: Construction
Division: Construction	
DI Name: Debt Service on Bonds Expansion	DI# 1605002

1. AMOUNT OF REQUEST

	FY 2015 Budget Request					FY 2015 Governor's Recommendation					
	GR	Federal	Other	Total		GR	Federal	Other	Total		
PS	\$0	\$0	\$0	\$0		PS	\$0	\$0	\$0	\$0	
EE	\$0	\$0	\$0	\$0		EE	\$0	\$0	\$0	\$0	
PSD	\$0	\$0	\$36,938,972	\$36,938,972	E	PSD	\$0	\$0	\$36,938,972	\$36,938,972	E
Total	\$0	\$0	\$36,938,972	\$36,938,972		Total	\$0	\$0	\$36,938,972	\$36,938,972	
FTE	0.00	0.00	0.00	0.00		FTE	0.00	0.00	0.00	0.00	

Est. Fringe	\$0	\$0	\$0	\$0
--------------------	-----	-----	-----	-----

Note: Fringes budgeted in House Bill 5 except for certain fringes budgeted directly to MoDOT, Highway Patrol, and Conservation.

Est. Fringe	\$0	\$0	\$0	\$0
--------------------	-----	-----	-----	-----

Note: Fringes budgeted in House Bill 5 except for certain fringes budgeted directly to MoDOT, Highway Patrol, and Conservation.

Other Funds: State Road Bond Fund (0319)

Other Funds: State Road Bond Fund (0319)

2. THIS REQUEST CAN BE CATEGORIZED AS:

<input type="checkbox"/> New Legislation	<input type="checkbox"/> New Program	<input type="checkbox"/> Supplemental
<input type="checkbox"/> Federal Mandate	<input checked="" type="checkbox"/> Program Expansion	<input type="checkbox"/> Cost to Continue
<input type="checkbox"/> GR Pick-Up	<input type="checkbox"/> Space Request	<input type="checkbox"/> Equipment Replacement
<input type="checkbox"/> Pay Plan	<input type="checkbox"/> Other: _____	

3. WHY IS THIS FUNDING NEEDED? PROVIDE AN EXPLANATION FOR ITEMS CHECKED IN #2. INCLUDE THE FEDERAL OR STATE STATUTORY OR CONSTITUTIONAL AUTHORIZATION FOR THIS PROGRAM.

Article IV, Section 30(b) MO Constitution

The expansion is requested to fund scheduled debt service payments from the State Road Bond Fund, instead of the State Road Fund. This expansion request will allow MoDOT to honor its commitments made to bondholders.

The Governor's Recommendation is the same amount as the department's request.

NEW DECISION ITEM

RANK: 6 OF 17

Department of Transportation	Budget Unit: Construction
Division: Construction	
DI Name: Debt Service on Bonds Expansion	DI# 1605002

4. DESCRIBE THE DETAILED ASSUMPTIONS USED TO DERIVE THE SPECIFIC REQUESTED AMOUNT. (How did you determine that the requested number of FTE were appropriate? From what source or standard did you derive the requested levels of funding? Were alternatives such as outsourcing or automation considered? If based on new legislation, does request tie to TAFP fiscal note? If not, explain why. Detail which portions of the request are one-times and how those amounts were calculated.)

Debt Service being paid from the State Road Bond Fund was increased by \$36.9 million. The revenues to the State Road Bond Fund have increased as motor vehicle sales tax has come in higher than projected and a change in legislation will direct more revenue to this fund. This increase is partially offset by a decrease in the Debt Service on Bonds paid from the State Road Fund. This expansion request will allow MoDOT to honor its commitments made to bondholders.

5. BREAK DOWN THE REQUEST BY BUDGET OBJECT CLASS, JOB CLASS, AND FUND SOURCE. IDENTIFY ONE-TIME COSTS.

Budget Object Class	Job Class	Dept Req GR DOLLARS	Dept Req GR FTE	Dept Req FED DOLLARS	Dept Req FED FTE	Dept Req OTHER DOLLARS	Dept Req OTHER FTE	Dept Req TOTAL DOLLARS	Dept Req TOTAL FTE	Dept Req One-Time DOLLARS
								\$0	0.0	
								\$0	0.0	\$0
Total PS		\$0	0.0	\$0	0.0	\$0	0.0	\$0	0.0	\$0
										\$0
Total EE		\$0		\$0		\$0		\$0		\$0
	660					\$36,938,972		\$36,938,972		\$0
Total PSD		\$0		\$0		\$36,938,972		\$36,938,972		\$0
Grand Total		\$0	0.0	\$0	0.0	\$36,938,972	0.0	\$36,938,972	0.0	\$0

NEW DECISION ITEM
RANK: 6 OF 17

Department of Transportation											Budget Unit: <u>Construction</u>	
Division: Construction												
DI Name: Debt Service on Bonds Expansion											DI# 1605002	
Budget Object Class	Job Class	Gov Req GR DOLLARS	Gov Req GR FTE	Gov Req FED DOLLARS	Gov Req FED FTE	Gov Req OTHER DOLLARS	Gov Req OTHER FTE	Gov Req TOTAL DOLLARS	Gov Req TOTAL FTE	Gov Req One-Time DOLLARS		
								\$0	0.0			
Total PS		\$0	0.0	\$0	0.0	\$0	0.0	\$0	0.0	\$0		\$0
								\$0				\$0
Total EE		\$0		\$0		\$0		\$0				\$0
660						\$36,938,972		\$36,938,972				\$0
Total PSD		\$0		\$0		\$36,938,972		\$36,938,972				\$0
Grand Total		\$0	0.0	\$0	0.0	\$36,938,972	0.0	\$36,938,972	0.0			\$0

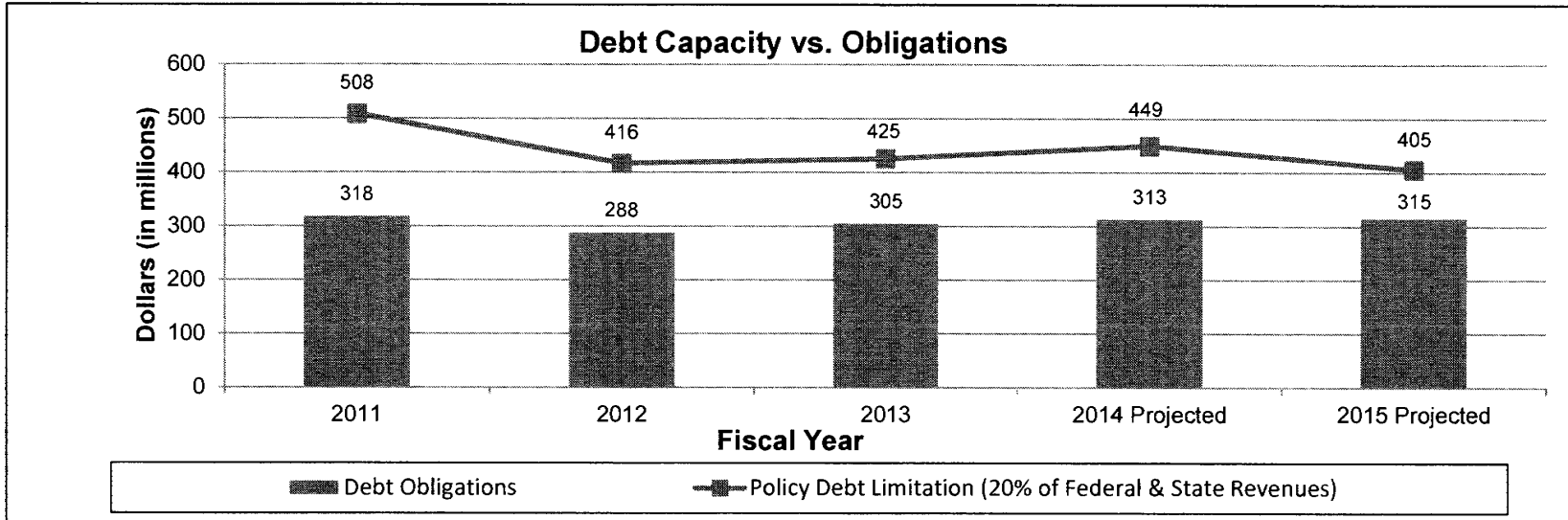
NEW DECISION ITEM
 RANK: 6 OF 17

Department of Transportation Budget Unit: Construction
 Division: Construction
 DI Name: Debt Service on Bonds Expansion DI# 1605002

6. PERFORMANCE MEASURES (If new decision item has an associated core, separately identify projected performance with & without additional funding.)

6a. Provide an effectiveness measure.

6b. Provide an efficiency measure.



6c. Provide the number of clients/individuals served, if applicable.

N/A

6d. Provide a customer satisfaction measure, if available.

N/A

NEW DECISION ITEM

RANK: 6 **OF** 17

Department of Transportation	Budget Unit: <u>Construction</u>
Division: Construction	
DI Name: Debt Service on Bonds Expansion	DI# 1605002

7. STRATEGIES TO ACHIEVE THE PERFORMANCE MEASUREMENT TARGETS:

Honor our commitments by repaying bondholders in a timely manner.

Provide the best value for every dollar spent by achieving the lowest possible interest rates.

DECISION ITEM DETAIL

Budget Unit	FY 2013	FY 2013	FY 2014	FY 2014	FY 2015	FY 2015	FY 2015	FY 2015
Decision Item	ACTUAL	ACTUAL	BUDGET	BUDGET	DEPT REQ	DEPT REQ	GOV REC	GOV REC
Budget Object Class	DOLLAR	FTE	DOLLAR	FTE	DOLLAR	FTE	DOLLAR	FTE
CONSTRUCTION								
Bond Principal & Interest-SRBF - 1605002								
DEBT SERVICE	0	0.00	0	0.00	36,938,972	0.00	36,938,972	0.00
TOTAL - PD	0	0.00	0	0.00	36,938,972	0.00	36,938,972	0.00
GRAND TOTAL	\$0	0.00	\$0	0.00	\$36,938,972	0.00	\$36,938,972	0.00
GENERAL REVENUE	\$0	0.00	\$0	0.00	\$0	0.00	\$0	0.00
FEDERAL FUNDS	\$0	0.00	\$0	0.00	\$0	0.00	\$0	0.00
OTHER FUNDS	\$0	0.00	\$0	0.00	\$36,938,972	0.00	\$36,938,972	0.00

**Construction
Expansion**

NEW DECISION ITEM
RANK: 9 OF 17

Department of Transportation	Budget Unit: Construction
Division: Construction	
DI Name: Construction Expansion	DI# 1605006

1. AMOUNT OF REQUEST

	FY 2015 Budget Request					FY 2015 Governor's Recommendation					
	GR	Federal	Other	Total		GR	Federal	Other	Total		
PS	\$0	\$0	\$0	\$0		PS	\$0	\$0	\$0	\$0	
EE	\$0	\$0	\$34,769,831	\$34,769,831	E	EE	\$0	\$0	\$34,769,831	\$34,769,831	E
PSD	\$0	\$0	\$6,027,000	\$6,027,000	E	PSD	\$0	\$0	\$6,027,000	\$6,027,000	E
Total	\$0	\$0	\$40,796,831	\$40,796,831		Total	\$0	\$0	\$40,796,831	\$40,796,831	
FTE	0.00	0.00	0.00	0.00		FTE	0.00	0.00	0.00	0.00	

Est. Fringe	\$0	\$0	\$0	\$0
--------------------	-----	-----	-----	-----

Note: Fringes budgeted in House Bill 5 except for certain fringes budgeted directly to MoDOT, Highway Patrol, and Conservation.

Est. Fringe	\$0	\$0	\$0	\$0
--------------------	-----	-----	-----	-----

Note: Fringes budgeted in House Bill 5 except for certain fringes budgeted directly to MoDOT, Highway Patrol, and Conservation.

Other Funds: State Road Fund (0320)

Other Funds: State Road Fund (0320)

2. THIS REQUEST CAN BE CATEGORIZED AS:

<input type="checkbox"/> New Legislation	<input type="checkbox"/> New Program	<input type="checkbox"/> Supplemental
<input type="checkbox"/> Federal Mandate	<input checked="" type="checkbox"/> Program Expansion	<input type="checkbox"/> Cost to Continue
<input type="checkbox"/> GR Pick-Up	<input type="checkbox"/> Space Request	<input type="checkbox"/> Equipment Replacement
<input type="checkbox"/> Pay Plan	<input type="checkbox"/> Other: _____	

3. WHY IS THIS FUNDING NEEDED? PROVIDE AN EXPLANATION FOR ITEMS CHECKED IN #2. INCLUDE THE FEDERAL OR STATE STATUTORY OR CONSTITUTIONAL AUTHORIZATION FOR THIS PROGRAM.

This expansion item is requested to better reflect anticipated costs, including payments to contractors to complete projects in the Statewide Transportation Improvement Program (STIP). This will allow MoDOT to honor its commitments to contractors, and other vendors, and the public.

The Governor's Recommendation is the same amount as the department's request.

NEW DECISION ITEM
RANK: 9 OF 17

Department of Transportation	Budget Unit: Construction
Division: Construction	
DI Name: Construction Expansion	DI# 1605006

4. DESCRIBE THE DETAILED ASSUMPTIONS USED TO DERIVE THE SPECIFIC REQUESTED AMOUNT. (How did you determine that the requested number of FTE were appropriate? From what source or standard did you derive the requested levels of funding? Were alternatives such as outsourcing or automation considered? If based on new legislation, does request tie to TAFP fiscal note? If not, explain why. Detail which portions of the request are one-times and how those amounts were calculated.)

This request includes an additional \$36.2 million for expenditures related to construction projects and \$4.6 million to better match actual expenditures.

5. BREAK DOWN THE REQUEST BY BUDGET OBJECT CLASS, JOB CLASS, AND FUND SOURCE. IDENTIFY ONE-TIME COSTS.

Budget Object Class	Job Class	Dept Req GR DOLLARS	Dept Req GR FTE	Dept Req FED DOLLARS	Dept Req FED FTE	Dept Req OTHER DOLLARS	Dept Req OTHER FTE	Dept Req TOTAL DOLLARS	Dept Req TOTAL FTE	Dept Req One-Time DOLLARS
								\$0	0.0	\$0
Total PS		\$0	0.0	\$0	0.0	\$0	0.0	\$0	0.0	\$0
180						\$30,000		\$30,000		
190						\$1,300,000		\$1,300,000		
320						\$60,000		\$60,000		
340						\$147,991		\$147,991		
400						\$2,900,000		\$2,900,000		
420						\$3,000		\$3,000		
430						\$50,000		\$50,000		
480						\$40,000		\$40,000		
580						\$15,000		\$15,000		
590						\$222,990		\$222,990		
640						\$29,935,850		\$29,935,850		
680						\$10,000		\$10,000		
690						\$20,000		\$20,000		
740						\$35,000		\$35,000		
Total EE		\$0		\$0		\$34,769,831		\$34,769,831		\$0
660						\$1,002,000		\$1,002,000		
780						\$25,000		\$25,000		
800						\$5,000,000		\$5,000,000		\$0
Total PSD		\$0		\$0		\$6,027,000		\$6,027,000		\$0
Grand Total		\$0	0.0	\$0	0.0	\$40,796,831	0.0	\$40,796,831	0.0	\$0

NEW DECISION ITEM
RANK: 9 OF 17

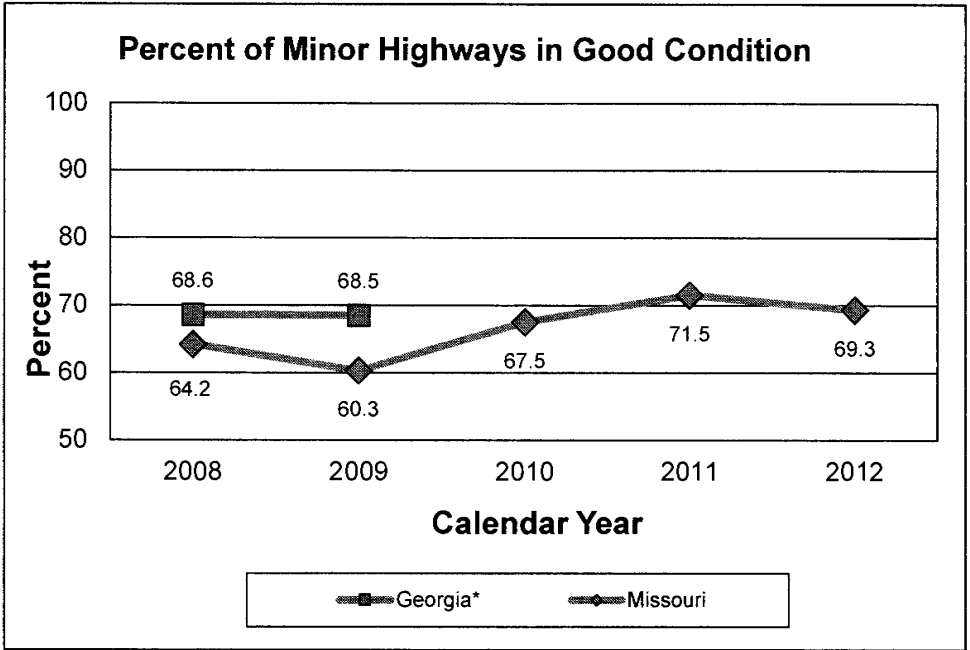
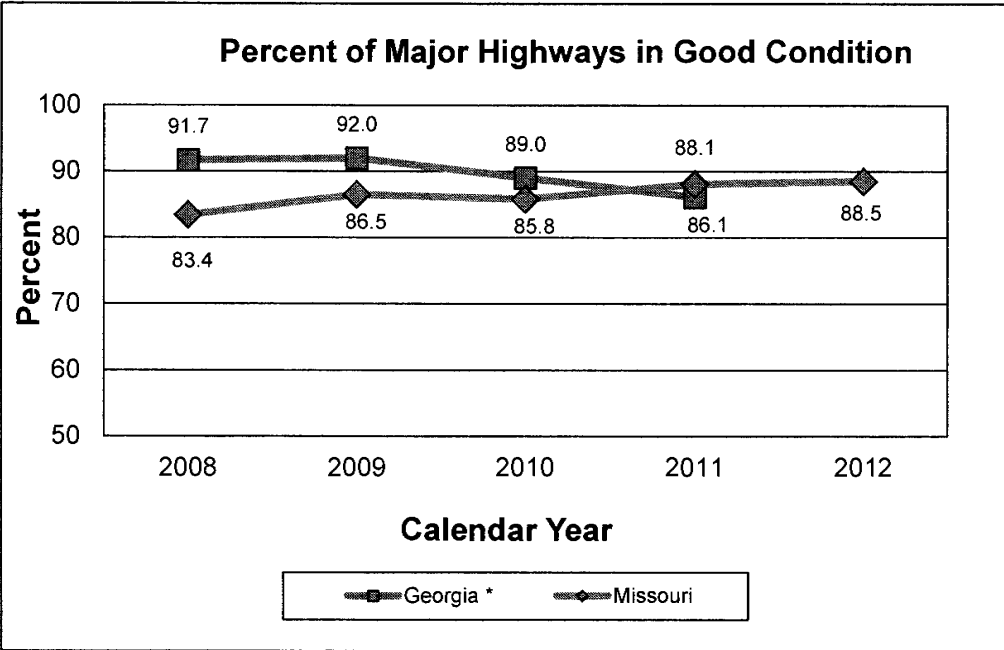
Department of Transportation										Budget Unit: Construction	
Division: Construction											
DI Name: Construction Expansion					DI# 1605006						
Budget Object Class	Job Class	Gov Req GR DOLLARS	Gov Req GR FTE	Gov Req FED DOLLARS	Gov Req FED FTE	Gov Req OTHER DOLLARS	Gov Req OTHER FTE	Gov Req TOTAL DOLLARS	Gov Req TOTAL FTE	Gov Req One-Time DOLLARS	
								\$0	0.0		
								\$0	0.0	\$0	
Total PS		\$0	0.0	\$0	0.0	\$0	0.0	\$0	0.0	\$0	
180						\$30,000		\$30,000		\$0	
190						\$1,300,000		\$1,300,000		\$0	
320						\$60,000		\$60,000		\$0	
340						\$147,991		\$147,991		\$0	
400						\$2,900,000		\$2,900,000		\$0	
420						\$3,000		\$3,000		\$0	
430						\$50,000		\$50,000		\$0	
480						\$40,000		\$40,000		\$0	
580						\$15,000		\$15,000		\$0	
590						\$222,990		\$222,990		\$0	
640						\$29,935,850		\$29,935,850		\$0	
680						\$10,000		\$10,000		\$0	
690						\$20,000		\$20,000		\$0	
740						\$35,000		\$35,000		\$0	
Total EE		\$0		\$0		\$34,769,831		\$34,769,831		\$0	
660						\$1,002,000		\$1,002,000			
780						\$25,000		\$25,000			
800						\$5,000,000		\$5,000,000			
Total PSD		\$0	\$0	\$0		\$6,027,000		\$6,027,000		\$0	
Grand Total		\$0	0.0	\$0	0.0	\$40,796,831	0.0	\$40,796,831	0.0	\$0	

NEW DECISION ITEM
RANK: 9 OF 17

Department of Transportation Budget Unit: Construction
Division: Construction
DI Name: Construction Expansion DI# 1605006

6. PERFORMANCE MEASURES (If new decision item has an associated core, separately identify projected performance with & without additional funding.)

6a. Provide an effectiveness measure.



Data for 2013 was not available at the time of publication.

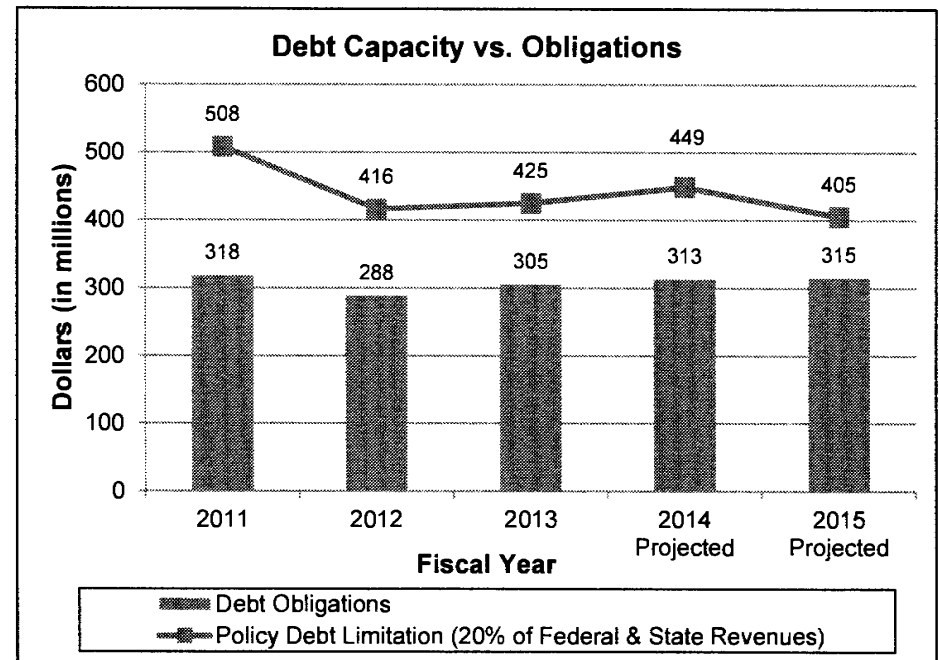
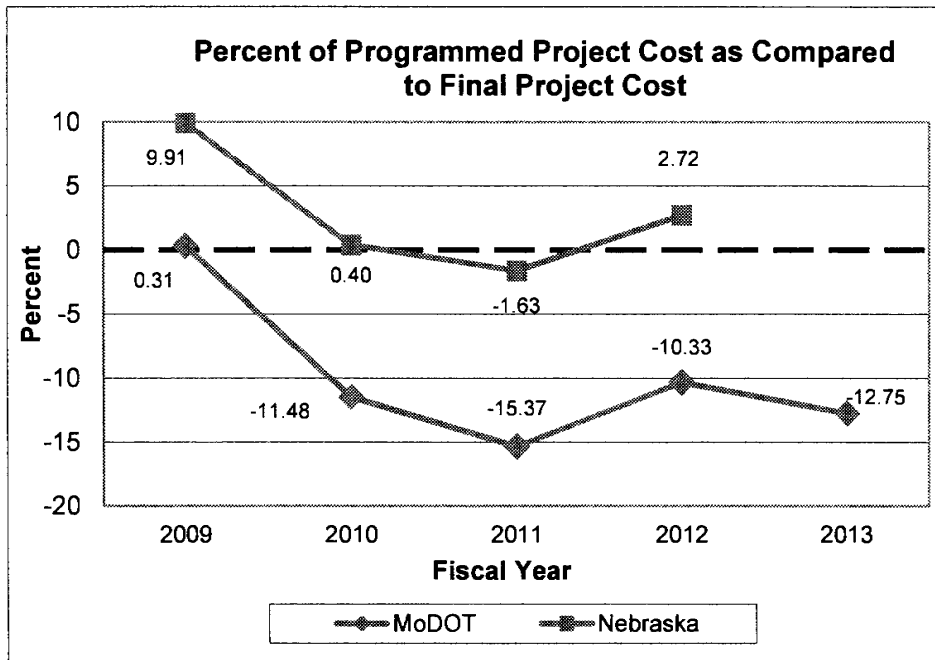
*Source data for Georgia comes from FHWA highway statistics. Georgia data is based only on pavement smoothness (IRI) submitted as part of the Highway Performance Monitoring System.

NEW DECISION ITEM
 RANK: 9 OF 17

Department of Transportation
 Division: Construction
 DI Name: Construction Expansion DI# 1605006

Budget Unit: Construction

6b. Provide an efficiency measure.



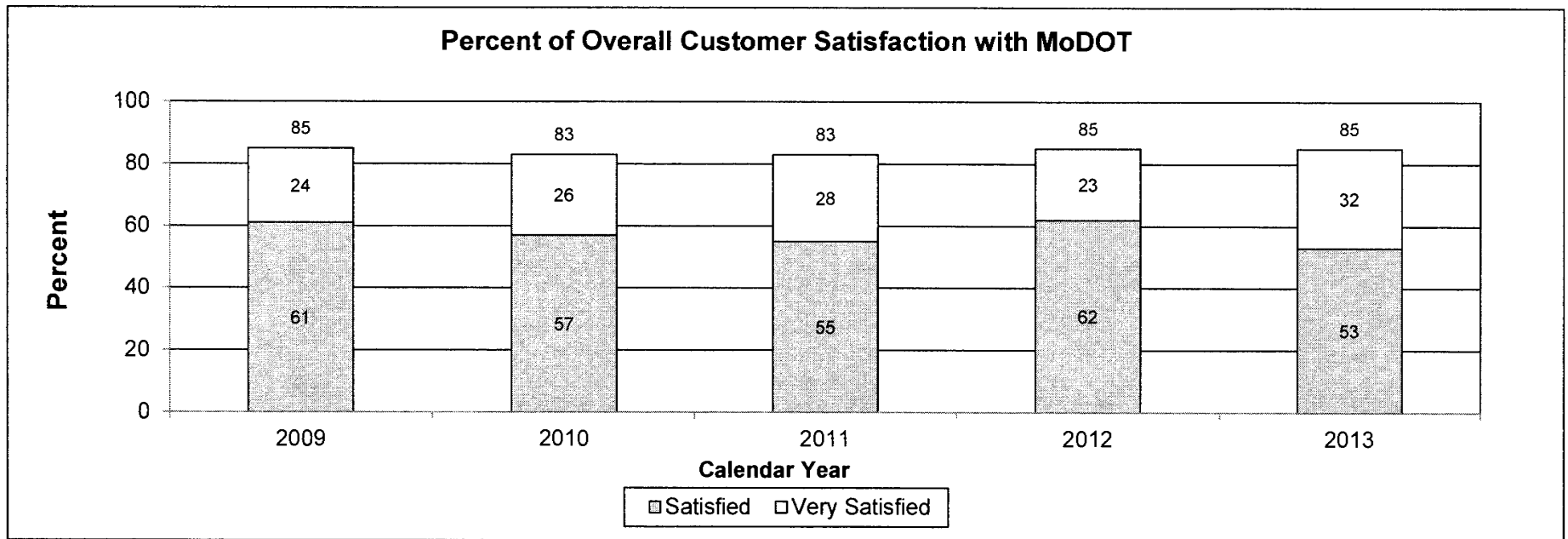
6c. Provide the number of clients/individuals served, if applicable.

N/A

NEW DECISION ITEM
 RANK: 9 OF 17

Department of Transportation Budget Unit: Construction
 Division: Construction
 DI Name: Construction Expansion DI# 1605006

6d. Provide a customer satisfaction measure, if available.



This data is collected annually from over 3,500 random adult telephone interviews.

MoDOT's customer is the public. This measure tracks MoDOT's progress toward the mission of delighting its customers.

NEW DECISION ITEM
RANK: 9 OF 17

Department of Transportation	Budget Unit: Construction
Division: Construction	
DI Name: Construction Expansion	DI# 1605006

7. STRATEGIES TO ACHIEVE THE PERFORMANCE MEASUREMENT TARGETS:

Honor our commitments by paying contractors to complete projects in the STIP and repaying bondholders in a timely manner.

Provide the best value for every dollar spent by achieving the lowest possible interest rates.

DECISION ITEM DETAIL

Budget Unit	FY 2013	FY 2013	FY 2014	FY 2014	FY 2015	FY 2015	FY 2015	FY 2015
Decision Item	ACTUAL	ACTUAL	BUDGET	BUDGET	DEPT REQ	DEPT REQ	GOV REC	GOV REC
Budget Object Class	DOLLAR	FTE	DOLLAR	FTE	DOLLAR	FTE	DOLLAR	FTE
CONSTRUCTION								
Construction E&E Increase - 1605006								
FUEL & UTILITIES	0	0.00	0	0.00	30,000	0.00	30,000	0.00
SUPPLIES	0	0.00	0	0.00	1,300,000	0.00	1,300,000	0.00
PROFESSIONAL DEVELOPMENT	0	0.00	0	0.00	60,000	0.00	60,000	0.00
COMMUNICATION SERV & SUPP	0	0.00	0	0.00	147,991	0.00	147,991	0.00
PROFESSIONAL SERVICES	0	0.00	0	0.00	2,900,000	0.00	2,900,000	0.00
HOUSEKEEPING & JANITORIAL SERV	0	0.00	0	0.00	3,000	0.00	3,000	0.00
M&R SERVICES	0	0.00	0	0.00	50,000	0.00	50,000	0.00
COMPUTER EQUIPMENT	0	0.00	0	0.00	40,000	0.00	40,000	0.00
OFFICE EQUIPMENT	0	0.00	0	0.00	15,000	0.00	15,000	0.00
OTHER EQUIPMENT	0	0.00	0	0.00	222,990	0.00	222,990	0.00
PROPERTY & IMPROVEMENTS	0	0.00	0	0.00	29,935,850	0.00	29,935,850	0.00
BUILDING LEASE PAYMENTS	0	0.00	0	0.00	10,000	0.00	10,000	0.00
EQUIPMENT RENTALS & LEASES	0	0.00	0	0.00	20,000	0.00	20,000	0.00
MISCELLANEOUS EXPENSES	0	0.00	0	0.00	35,000	0.00	35,000	0.00
TOTAL - EE	0	0.00	0	0.00	34,769,831	0.00	34,769,831	0.00
PROGRAM DISTRIBUTIONS	0	0.00	0	0.00	5,000,000	0.00	5,000,000	0.00
DEBT SERVICE	0	0.00	0	0.00	1,002,000	0.00	1,002,000	0.00
REFUNDS	0	0.00	0	0.00	25,000	0.00	25,000	0.00
TOTAL - PD	0	0.00	0	0.00	6,027,000	0.00	6,027,000	0.00
GRAND TOTAL	\$0	0.00	\$0	0.00	\$40,796,831	0.00	\$40,796,831	0.00
GENERAL REVENUE	\$0	0.00	\$0	0.00	\$0	0.00	\$0	0.00
FEDERAL FUNDS	\$0	0.00	\$0	0.00	\$0	0.00	\$0	0.00
OTHER FUNDS	\$0	0.00	\$0	0.00	\$40,796,831	0.00	\$40,796,831	0.00

**State Road Fund
Transfer - Core**

DECISION ITEM SUMMARY

Budget Unit									
Decision Item	FY 2013	FY 2013	FY 2014	FY 2014	FY 2015	FY 2015	FY 2015	FY 2015	FY 2015
Budget Object Summary	ACTUAL	ACTUAL	BUDGET	BUDGET	DEPT REQ	DEPT REQ	GOV REC	GOV REC	GOV REC
Fund	DOLLAR	FTE	DOLLAR	FTE	DOLLAR	FTE	DOLLAR	FTE	FTE
ROAD FUND TRANSFER									
CORE									
FUND TRANSFERS									
STATE HWYS AND TRANS DEPT	509,143,956	0.00	528,000,000	0.00	528,000,000	0.00	528,000,000	0.00	0.00
TOTAL - TRF	509,143,956	0.00	528,000,000	0.00	528,000,000	0.00	528,000,000	0.00	0.00
TOTAL	509,143,956	0.00	528,000,000	0.00	528,000,000	0.00	528,000,000	0.00	0.00
GRAND TOTAL	\$509,143,956	0.00	\$528,000,000	0.00	\$528,000,000	0.00	\$528,000,000	0.00	0.00

CORE DECISION ITEM

Department of Transportation	Budget Unit: <u>Construction</u>
Division: Construction	
Core: State Road Fund Transfer	

1. CORE FINANCIAL SUMMARY

FY 2015 Budget Request					FY 2015 Governor's Recommendation				
	GR	Federal	Other	Total		GR	Federal	Other	Total
PS	\$0	\$0	\$0	\$0	PS	\$0	\$0	\$0	\$0
EE	\$0	\$0	\$0	\$0	EE	\$0	\$0	\$0	\$0
PSD	\$0	\$0	\$0	\$0	PSD	\$0	\$0	\$0	\$0
TRF	\$0	\$0	\$528,000,000	\$528,000,000	TRF	\$0	\$0	\$528,000,000	\$528,000,000
Total	\$0	\$0	\$528,000,000	\$528,000,000	Total	\$0	\$0	\$528,000,000	\$528,000,000
FTE	0.00	0.00	0.00	0.00	FTE	0.00	0.00	0.00	0.00

Est. Fringe	\$0	\$0	\$0	\$0
--------------------	-----	-----	-----	-----

Note: Fringes budgeted in House Bill 5 except for certain fringes budgeted directly to MoDOT, Highway Patrol, and Conservation.

Est. Fringe	\$0	\$0	\$0	\$0
--------------------	-----	-----	-----	-----

Note: Fringes budgeted in House Bill 5 except for certain fringes budgeted directly to MoDOT, Highway Patrol, and Conservation.

Other Funds: State Hwys & Transportation Department Fund (0644)

Other Funds: State Hwys & Transportation Department Fund (0644)

2. CORE DESCRIPTION

MoDOT requests funds be transferred monthly from the State Highways & Transportation Department Fund (0644) to the State Road Fund (0320) pursuant to Section 226.200.6, RSMo. The State Highways & Transportation Department Fund (0644) maintains a minimum balance of \$15 million.

The Governor's Recommendation is the same amount as the department's request.

3. PROGRAM LISTING (list programs included in this core funding)

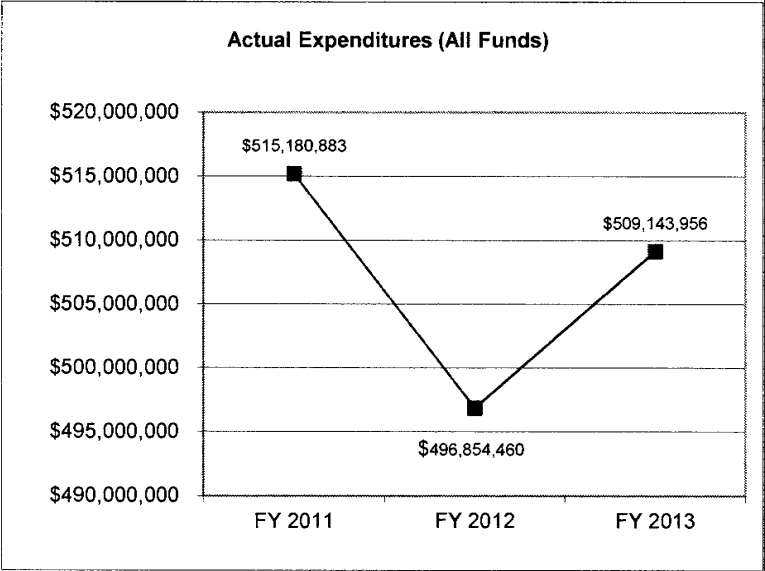
N/A

CORE DECISION ITEM

Department of Transportation	Budget Unit: <u>Construction</u>
Division: Construction	
Core: State Road Fund Transfer	

4. FINANCIAL HISTORY

	FY 2011 Actual	FY 2012 Actual	FY 2013 Actual	FY 2014 Current Yr.
Appropriation (All Funds)	\$525,000,000	\$525,000,000	\$525,000,000	\$528,000,000
Less Reverted (All Funds)	\$0	\$0	\$0	N/A
Budget Authority (All Funds)	\$525,000,000	\$525,000,000	\$525,000,000	N/A
Actual Expenditures (All Funds)	\$515,180,883	\$496,854,460	\$509,143,956	N/A
Unexpended (All Funds)	\$9,819,117	\$28,145,540	\$15,856,044	N/A
Unexpended, by Fund:				
General Revenue	\$0	\$0	\$0	N/A
Federal	\$0	\$0	\$0	N/A
Other	\$9,819,117	\$28,145,540	\$15,856,044	N/A



Reverted includes Governor's standard 3 percent reserve (when applicable) and any extraordinary withholdings.

NOTES:

CORE RECONCILIATION

**STATE
ROAD FUND TRANSFER**

5. CORE RECONCILIATION

	Budget Class	FTE	GR	Federal	Other	Total	Explanation
TAFP AFTER VETOES							
	TRF	0.00	0	0	528,000,000	528,000,000	
	Total	0.00	0	0	528,000,000	528,000,000	
DEPARTMENT CORE REQUEST							
	TRF	0.00	0	0	528,000,000	528,000,000	
	Total	0.00	0	0	528,000,000	528,000,000	
GOVERNOR'S RECOMMENDED CORE							
	TRF	0.00	0	0	528,000,000	528,000,000	
	Total	0.00	0	0	528,000,000	528,000,000	

DECISION ITEM DETAIL

Budget Unit	FY 2013	FY 2013	FY 2014	FY 2014	FY 2015	FY 2015	FY 2015	FY 2015
Decision Item	ACTUAL	ACTUAL	BUDGET	BUDGET	DEPT REQ	DEPT REQ	GOV REC	GOV REC
Budget Object Class	DOLLAR	FTE	DOLLAR	FTE	DOLLAR	FTE	DOLLAR	FTE
ROAD FUND TRANSFER								
CORE								
TRANSFERS OUT	509,143,956	0.00	528,000,000	0.00	528,000,000	0.00	528,000,000	0.00
TOTAL - TRF	509,143,956	0.00	528,000,000	0.00	528,000,000	0.00	528,000,000	0.00
GRAND TOTAL	\$509,143,956	0.00	\$528,000,000	0.00	\$528,000,000	0.00	\$528,000,000	0.00
GENERAL REVENUE	\$0	0.00	\$0	0.00	\$0	0.00	\$0	0.00
FEDERAL FUNDS	\$0	0.00	\$0	0.00	\$0	0.00	\$0	0.00
OTHER FUNDS	\$509,143,956	0.00	\$528,000,000	0.00	\$528,000,000	0.00	\$528,000,000	0.00

PROGRAM DESCRIPTION

Department of Transportation

State Road Fund Transfer

Program is found in the following core budget(s): Construction

1. What does this program do?

Constitutionally, MoDOT spends the majority of its funds from the State Road Fund. Because the largest portion of state user fees are deposited into the State Highways & Transportation Department Fund, MoDOT has established a process in conjunction with the Office of Administration, State Treasurer's Office and State Auditor's Office, to transfer funds from the State Highways & Transportation Department Fund to the State Road Fund.

2. What is the authorization for this program, i.e., federal or state statute, etc.? (Include the federal program number, if applicable.)

Article IV, Section 30(b), MO Constitution and Section 226.200.6, RSMo

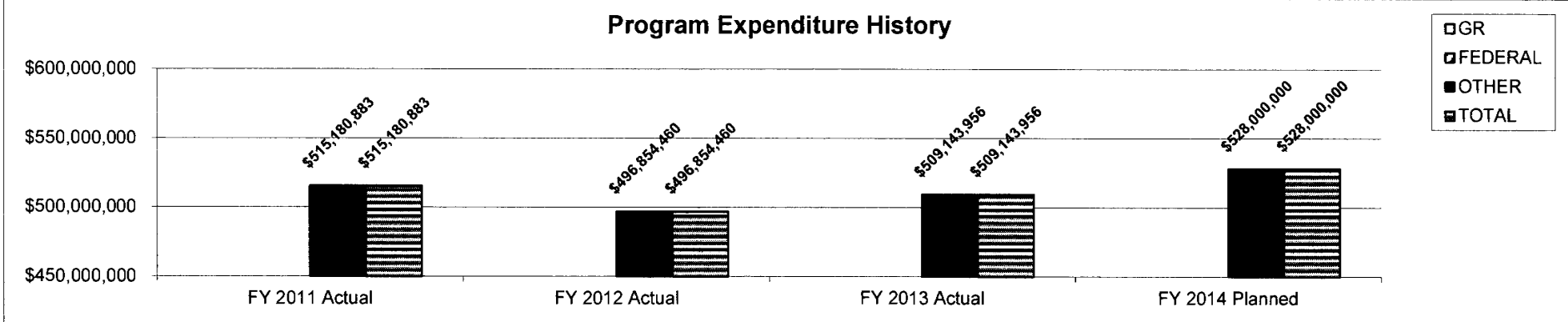
3. Are there federal matching requirements? If yes, please explain.

No.

4. Is this a federally mandated program? If yes, please explain.

No.

5. Provide actual expenditures for the prior three fiscal years and planned expenditures for the current fiscal year.



6. What are the sources of the "Other" funds?

State Highways & Transportation Department Fund (0644)

7a. Provide an effectiveness measure.

N/A

7b. Provide an efficiency measure.

N/A

7c. Provide the number of clients/individuals served, if applicable.

N/A

7d. Provide a customer satisfaction measure, if available.

N/A

**Maintenance
Core**

DECISION ITEM SUMMARY

Budget Unit									
Decision Item	FY 2013	FY 2013	FY 2014	FY 2014	FY 2015	FY 2015	FY 2015	FY 2015	
Budget Object Summary	ACTUAL	ACTUAL	BUDGET	BUDGET	DEPT REQ	DEPT REQ	GOV REC	GOV REC	
Fund	DOLLAR	FTE	DOLLAR	FTE	DOLLAR	FTE	DOLLAR	FTE	
MAINTENANCE									
CORE									
PERSONAL SERVICES									
DEPT OF TRANSPORT HWY SAFETY	208,806	4.67	307,771	8.30	307,771	8.30	307,771	8.30	
STATE ROAD	127,397,844	3,446.65	137,946,508	3,635.63	137,946,508	3,635.63	137,946,508	3,635.63	
TOTAL - PS	127,606,650	3,451.32	138,254,279	3,643.93	138,254,279	3,643.93	138,254,279	3,643.93	
EXPENSE & EQUIPMENT									
DEPT OF TRANSPORT HWY SAFETY	36,765	0.00	54,393	0.00	54,393	0.00	54,393	0.00	
STATE ROAD	189,398,723	0.00	217,291,811	0.00	217,291,811	0.00	217,291,811	0.00	
TOTAL - EE	189,435,488	0.00	217,346,204	0.00	217,346,204	0.00	217,346,204	0.00	
PROGRAM-SPECIFIC									
MOTORCYCLE SAFETY TRUST	387,026	0.00	425,000	0.00	425,000	0.00	425,000	0.00	
STATE ROAD	1,675,792	0.00	1,145,487	0.00	1,145,487	0.00	1,145,487	0.00	
TOTAL - PD	2,062,818	0.00	1,570,487	0.00	1,570,487	0.00	1,570,487	0.00	
TOTAL	319,104,956	3,451.32	357,170,970	3,643.93	357,170,970	3,643.93	357,170,970	3,643.93	
Pay Plan FY14-Cost to Continue - 0000014									
PERSONAL SERVICES									
DEPT OF TRANSPORT HWY SAFETY	0	0.00	0	0.00	2,075	0.00	2,075	0.00	
STATE ROAD	0	0.00	0	0.00	908,908	0.00	908,908	0.00	
TOTAL - PS	0	0.00	0	0.00	910,983	0.00	910,983	0.00	
TOTAL	0	0.00	0	0.00	910,983	0.00	910,983	0.00	
Pay Plan FY15-COLA - 0000015									
PERSONAL SERVICES									
DEPT OF TRANSPORT HWY SAFETY	0	0.00	0	0.00	0	0.00	4,261	0.00	
STATE ROAD	0	0.00	0	0.00	0	0.00	1,909,260	0.00	
TOTAL - PS	0	0.00	0	0.00	0	0.00	1,913,521	0.00	
TOTAL	0	0.00	0	0.00	0	0.00	1,913,521	0.00	
Maint E&E Road Fund - 1605005									
EXPENSE & EQUIPMENT									
STATE ROAD	0	0.00	0	0.00	5,447,084	0.00	5,447,084	0.00	
TOTAL - EE	0	0.00	0	0.00	5,447,084	0.00	5,447,084	0.00	

1/21/14 18:41

im_disummary

DECISION ITEM SUMMARY

Budget Unit								
Decision Item	FY 2013	FY 2013	FY 2014	FY 2014	FY 2015	FY 2015	FY 2015	FY 2015
Budget Object Summary	ACTUAL	ACTUAL	BUDGET	BUDGET	DEPT REQ	DEPT REQ	GOV REC	GOV REC
Fund	DOLLAR	FTE	DOLLAR	FTE	DOLLAR	FTE	DOLLAR	FTE
MAINTENANCE								
Maint E&E Road Fund - 1605005								
PROGRAM-SPECIFIC								
STATE ROAD	0	0.00	0	0.00	11,662	0.00	21,902	0.00
TOTAL - PD	0	0.00	0	0.00	11,662	0.00	21,902	0.00
TOTAL	0	0.00	0	0.00	5,458,746	0.00	5,468,986	0.00
GRAND TOTAL	\$319,104,956	3,451.32	\$357,170,970	3,643.93	\$363,540,699	3,643.93	\$365,464,460	3,643.93

DECISION ITEM SUMMARY

Budget Unit	FY 2013	FY 2013	FY 2014	FY 2014	FY 2015	FY 2015	FY 2015	FY 2015
Decision Item	ACTUAL	ACTUAL	BUDGET	BUDGET	DEPT REQ	DEPT REQ	GOV REC	GOV REC
Budget Object Summary	DOLLAR	FTE	DOLLAR	FTE	DOLLAR	FTE	DOLLAR	FTE
Fund	DOLLAR	FTE	DOLLAR	FTE	DOLLAR	FTE	DOLLAR	FTE
HIGHWAY SAFETY GRANTS								
CORE								
EXPENSE & EQUIPMENT								
DEPT OF TRANSPORT HWY SAFETY	871,645	0.00	999,475	0.00	999,475	0.00	999,475	0.00
TOTAL - EE	871,645	0.00	999,475	0.00	999,475	0.00	999,475	0.00
PROGRAM-SPECIFIC								
DEPT OF TRANSPORT HWY SAFETY	39,126,227	0.00	13,977,645	0.00	13,977,645	0.00	13,977,645	0.00
TOTAL - PD	39,126,227	0.00	13,977,645	0.00	13,977,645	0.00	13,977,645	0.00
TOTAL	39,997,872	0.00	14,977,120	0.00	14,977,120	0.00	14,977,120	0.00
Maint E&E Road Fund - 1605005								
PROGRAM-SPECIFIC								
DEPT OF TRANSPORT HWY SAFETY	0	0.00	0	0.00	4,000,000	0.00	4,000,000	0.00
TOTAL - PD	0	0.00	0	0.00	4,000,000	0.00	4,000,000	0.00
TOTAL	0	0.00	0	0.00	4,000,000	0.00	4,000,000	0.00
GRAND TOTAL	\$39,997,872	0.00	\$14,977,120	0.00	\$18,977,120	0.00	\$18,977,120	0.00

DECISION ITEM SUMMARY

Budget Unit	FY 2013	FY 2013	FY 2014	FY 2014	FY 2015	FY 2015	FY 2015	FY 2015
Decision Item	ACTUAL	ACTUAL	BUDGET	BUDGET	DEPT REQ	DEPT REQ	GOV REC	GOV REC
Budget Object Summary	DOLLAR	FTE	DOLLAR	FTE	DOLLAR	FTE	DOLLAR	FTE
Fund	DOLLAR	FTE	DOLLAR	FTE	DOLLAR	FTE	DOLLAR	FTE
MOTOR CARRIER SAFETY ASSIST								
CORE								
EXPENSE & EQUIPMENT								
MCSAP DIV TRANSPORTATION-FED	10,517	0.00	14,725	0.00	14,725	0.00	14,725	0.00
TOTAL - EE	10,517	0.00	14,725	0.00	14,725	0.00	14,725	0.00
PROGRAM-SPECIFIC								
MCSAP DIV TRANSPORTATION-FED	1,417,188	0.00	1,985,000	0.00	1,985,000	0.00	1,985,000	0.00
TOTAL - PD	1,417,188	0.00	1,985,000	0.00	1,985,000	0.00	1,985,000	0.00
TOTAL	1,427,705	0.00	1,999,725	0.00	1,999,725	0.00	1,999,725	0.00
GRAND TOTAL	\$1,427,705	0.00	\$1,999,725	0.00	\$1,999,725	0.00	\$1,999,725	0.00

DECISION ITEM SUMMARY

Budget Unit	FY 2013	FY 2013	FY 2014	FY 2014	FY 2015	FY 2015	FY 2015	FY 2015
Decision Item	ACTUAL	ACTUAL	BUDGET	BUDGET	DEPT REQ	DEPT REQ	GOV REC	GOV REC
Budget Object Summary	DOLLAR	FTE	DOLLAR	FTE	DOLLAR	FTE	DOLLAR	FTE
Fund	DOLLAR	FTE	DOLLAR	FTE	DOLLAR	FTE	DOLLAR	FTE
MOTOR CARRIER REFUNDS								
CORE								
PROGRAM-SPECIFIC								
STATE HWYS AND TRANS DEPT	20,493,861	0.00	30,025,000	0.00	30,025,000	0.00	30,025,000	0.00
TOTAL - PD	20,493,861	0.00	30,025,000	0.00	30,025,000	0.00	30,025,000	0.00
TOTAL	20,493,861	0.00	30,025,000	0.00	30,025,000	0.00	30,025,000	0.00
Maint E&E Road Fund - 1605005								
PROGRAM-SPECIFIC								
STATE HWYS AND TRANS DEPT	0	0.00	0	0.00	10,240	0.00	0	0.00
TOTAL - PD	0	0.00	0	0.00	10,240	0.00	0	0.00
TOTAL	0	0.00	0	0.00	10,240	0.00	0	0.00
GRAND TOTAL	\$20,493,861	0.00	\$30,025,000	0.00	\$30,035,240	0.00	\$30,025,000	0.00

CORE DECISION ITEM

Department of Transportation **Budget Unit: Maintenance**
Division: Maintenance
Core: Maintenance

1. CORE FINANCIAL SUMMARY

	FY 2015 Budget Request					FY 2015 Governor's Recommendation				
	GR	Federal	Other	Total		GR	Federal	Other	Total	
PS	\$0	\$307,771	\$137,946,508	\$138,254,279	E PS	\$0	\$307,771	\$137,946,508	\$138,254,279	E
EE	\$0	\$1,068,593	\$217,291,811	\$218,360,404	E EE	\$0	\$1,068,593	\$217,291,811	\$218,360,404	E
PSD	\$0	\$15,962,645	\$31,595,487	\$47,558,132	E PSD	\$0	\$15,962,645	\$31,595,487	\$47,558,132	E
Total	\$0	\$17,339,009	\$386,833,806	\$404,172,815	Total	\$0	\$17,339,009	\$386,833,806	\$404,172,815	
FTE	0.00	8.30	3,635.63	3,643.93	FTE	0.00	8.30	3,635.63	3,643.93	

HB 4	\$0	\$221,560	\$115,267,051	\$115,488,611
HB 5	\$0	\$24,252	\$10,870,185	\$10,894,437

HB 4	\$0	\$230,050	\$119,071,689	\$119,301,739
HB 5	\$0	\$24,252	\$10,870,185	\$10,894,437

Note: Fringes budgeted in House Bill 5 except for certain fringes budgeted directly to MoDOT, Highway Patrol, and Conservation.

Note: Fringes budgeted in House Bill 5 except for certain fringes budgeted directly to MoDOT, Highway Patrol, and Conservation.

Other Funds: State Road Fund (0320), Motorcycle Safety Trust Fund (0246) and State Highways & Transportation Fund (0644)

Other Funds: State Road Fund (0320), Motorcycle Safety Trust Fund (0246) and State Highways & Transportation Fund (0644)

2. CORE DESCRIPTION

The appropriations for the maintenance core represent funds used by the Missouri Department of Transportation (MoDOT) for maintenance of highways and bridges, for safe and efficient traffic operations on the highway system and to enforce safety regulations for businesses and individuals involved in commercial operations on public highways in and through Missouri. The appropriations also include funding for Highway Safety programs, Motor Carrier Safety Assistance programs and the Motorcycle Safety Training program.

The maintenance appropriations provide the public with a safe transportation system through restoration and preservation of roadways, bridges and facilities such as interstate rest areas. In addition, these appropriations provide for continual monitoring of safety issues to include prompt emergency response such as removal of snow and ice and responding to other disaster events. Mowing, litter pick-up and various other activities are supported by the appropriations. Also, this core request will ensure the safe and efficient movement of people and goods by funding roadway visibility items such as signing, striping and other traffic-control devices used throughout the state. The appropriations also support programs to improve the flow of traffic and relieve congestion.

The maintenance core distributes State Highways & Transportation Department (Highway) Fund and Motor Fuel Tax Refunds associated with motor carriers. Highway Fund Refunds are issued for various surrendered plates, oversize/overweight (OS/OW) permit overpayments and operating authority overpayments. Motor Fuel Tax Refunds are issued for amounts owed to other states due to the differences in the Missouri state fuel tax rate compared to other states' fuel tax rates. Missouri based carriers file returns quarterly in Missouri, their base jurisdiction, which determines the net tax due or tax overpaid.

Ferryboat Operations are also included in the maintenance core. Considered "movable bridges", ferryboats provide the public an alternate transportation mode. Currently, there are two ferryboats receiving operating assistance.

The Governor's Recommendation is the same amount as the department's request. The Governor's Recommended Cost of Living Adjustment and related fringe benefits are in the Gov Rec COLA and Gov Rec COLA Fringe Benefits tabs, respectively.

CORE DECISION ITEM

Department of Transportation	Budget Unit: <u>Maintenance</u>
Division: <u>Maintenance</u>	
Core: <u>Maintenance</u>	

3. PROGRAM LISTING (list programs included in this core funding)

Upkeep and repair of roads, bridges, signs, signals, lighting, striping, right of way, rest areas and weigh stations, including the repair, maintenance and upkeep of tools and equipment used for such purposes Traffic activities Use of consumable inventory by maintenance organizations Law enforcement programs focusing on traffic safety problems Educational programs for law enforcement, judges, prosecutors and the public Traffic safety programs for motorcycle, school bus, pedestrian and bicycle safety Improving the collection of traffic records and data in the state Administering Motorcycle Safety Training Program Snow and ice removal	Issuing Oversize/Overweight Permits International Fuel Tax Agreement International Registration Plan Hazardous Waste/Waste Tire Transporter Interstate Exempt/Intrastate Regulatory Authority Enforcement of Safety Regulations Issuing Motor Carrier Highway Fund Refunds Issuing Motor Carrier Motor Fuel Tax Refunds Unified Carrier Registration
--	--

Listed below is a breakdown of the fiscal year 2015 Maintenance Budget Request by fund:

PS	Maintenance	\$137,946,508	Road Fund
	Highway Safety	\$307,771	Highway Safety - Federal Fund
		\$138,254,279	
E&E	Maintenance	\$217,291,811	Road Fund
	Highway Safety	\$54,393	Highway Safety - Federal Fund
	Highway Safety Grants	\$999,475	Highway Safety - Federal Fund
	Motor Carrier Safety Asst. Grants	\$14,725	Motor Carrier - Federal Fund
		\$218,360,404	
Programs	Maintenance	\$1,145,487	Road Fund
	Highway Safety Grants	\$13,977,645	Highway Safety - Federal Fund
	Motorcycle Safety Program	\$425,000	Motorcycle Safety Trust Fund
	Motor Carrier Safety Asst. Grants	\$1,985,000	Motor Carrier - Federal Fund
	Motor Carrier Refunds	\$30,025,000	Highway Fund
		\$47,558,132	
		\$404,172,815	

CORE DECISION ITEM

Department of Transportation

Budget Unit: Maintenance

Division: Maintenance

Core: Maintenance

Listed below is a breakdown of the fiscal year 2015 Maintenance Governor's Recommendation by fund:

PS	Maintenance	\$137,946,508	Road Fund
	Highway Safety	\$307,771	Highway Safety - Federal Fund
		\$138,254,279	

E&E	Maintenance	\$217,291,811	Road Fund
	Highway Safety	\$54,393	Highway Safety - Federal Fund
	Highway Safety Grants	\$999,475	Highway Safety - Federal Fund
	Motor Carrier Safety Asst. Grants	\$14,725	Motor Carrier - Federal Fund
		\$218,360,404	

Programs	Maintenance	\$1,145,487	Road Fund
	Highway Safety Grants	\$13,977,645	Highway Safety - Federal Fund
	Motorcycle Safety Program	\$425,000	Motorcycle Safety Trust Fund
	Motor Carrier Safety Asst. Grants	\$1,985,000	Motor Carrier - Federal Fund
	Motor Carrier Refunds	\$30,025,000	Highway Fund
		\$47,558,132	

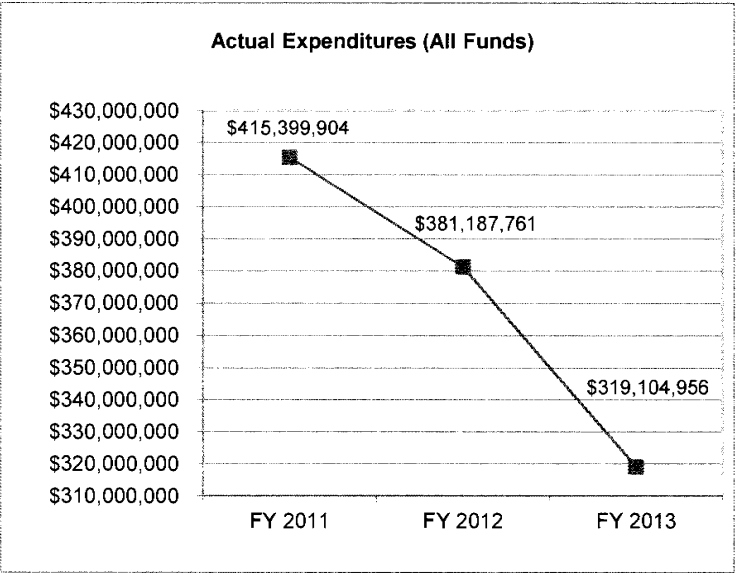
\$404,172,815

CORE DECISION ITEM

Department of Transportation	Budget Unit: Maintenance
Division: Maintenance	
Core: Maintenance	

4. FINANCIAL HISTORY

	FY 2011 Actual	FY 2012 Actual	FY 2013 Actual	FY 2014 Current Yr.
Appropriation (All Funds)	\$419,851,712	\$455,954,011	\$364,583,165	\$404,172,815
Less Reverted (All Funds)	\$0	(\$4,000,000)	\$0	N/A
Budget Authority (All Funds)	\$419,851,712	\$451,954,011	\$364,583,165	N/A
Actual Expenditures (All Funds)	\$415,399,904	\$381,187,761	\$319,104,956	N/A
Unexpended (All Funds)	\$4,451,808	\$70,766,250	\$45,478,209	N/A
Unexpended, by Fund:				
General Revenue	\$0	\$0	\$0	N/A
Federal	\$15,846,421	\$8,086,154	\$115,125	N/A
Other	(\$11,394,613)	\$62,680,096	\$45,363,084	N/A
	1			



Reverted includes Governor's standard 3 percent reserve (when applicable) and any extraordinary withholdings.

NOTES:

1 - Appropriation increased during fiscal year to cover expenditures / encumbrances

CORE RECONCILIATION

STATE
MAINTENANCE

5. CORE RECONCILIATION

	Budget Class	FTE	GR	Federal	Other	Total	Explanation
TAFP AFTER VETOES							
	PS	3,643.93	0	307,771	137,946,508	138,254,279	
	EE	0.00	0	54,393	217,291,811	217,346,204	
	PD	0.00	0	0	1,570,487	1,570,487	
	Total	3,643.93	0	362,164	356,808,806	357,170,970	
DEPARTMENT CORE REQUEST							
	PS	3,643.93	0	307,771	137,946,508	138,254,279	
	EE	0.00	0	54,393	217,291,811	217,346,204	
	PD	0.00	0	0	1,570,487	1,570,487	
	Total	3,643.93	0	362,164	356,808,806	357,170,970	
GOVERNOR'S RECOMMENDED CORE							
	PS	3,643.93	0	307,771	137,946,508	138,254,279	
	EE	0.00	0	54,393	217,291,811	217,346,204	
	PD	0.00	0	0	1,570,487	1,570,487	
	Total	3,643.93	0	362,164	356,808,806	357,170,970	

CORE RECONCILIATION

STATE
HIGHWAY SAFETY GRANTS

5. CORE RECONCILIATION

	Budget Class	FTE	GR	Federal	Other	Total	Explanation
TAFP AFTER VETOES							
	EE	0.00	0	999,475	0	999,475	
	PD	0.00	0	13,977,645	0	13,977,645	
	Total	0.00	0	14,977,120	0	14,977,120	
DEPARTMENT CORE REQUEST							
	EE	0.00	0	999,475	0	999,475	
	PD	0.00	0	13,977,645	0	13,977,645	
	Total	0.00	0	14,977,120	0	14,977,120	
GOVERNOR'S RECOMMENDED CORE							
	EE	0.00	0	999,475	0	999,475	
	PD	0.00	0	13,977,645	0	13,977,645	
	Total	0.00	0	14,977,120	0	14,977,120	

CORE RECONCILIATION

STATE
MOTOR CARRIER SAFETY ASSIST

5. CORE RECONCILIATION

	Budget Class	FTE	GR	Federal	Other	Total	Explanation
TAFP AFTER VETOES							
	EE	0.00	0	14,725	0	14,725	
	PD	0.00	0	1,985,000	0	1,985,000	
	Total	0.00	0	1,999,725	0	1,999,725	
DEPARTMENT CORE REQUEST							
	EE	0.00	0	14,725	0	14,725	
	PD	0.00	0	1,985,000	0	1,985,000	
	Total	0.00	0	1,999,725	0	1,999,725	
GOVERNOR'S RECOMMENDED CORE							
	EE	0.00	0	14,725	0	14,725	
	PD	0.00	0	1,985,000	0	1,985,000	
	Total	0.00	0	1,999,725	0	1,999,725	

CORE RECONCILIATION

STATE
MOTOR CARRIER REFUNDS

5. CORE RECONCILIATION

	Budget Class	FTE	GR	Federal	Other	Total	Explanation
TAFP AFTER VETOES							
	PD	0.00	0	0	30,025,000	30,025,000	
	Total	0.00	0	0	30,025,000	30,025,000	
DEPARTMENT CORE REQUEST							
	PD	0.00	0	0	30,025,000	30,025,000	
	Total	0.00	0	0	30,025,000	30,025,000	
GOVERNOR'S RECOMMENDED CORE							
	PD	0.00	0	0	30,025,000	30,025,000	
	Total	0.00	0	0	30,025,000	30,025,000	

DECISION ITEM DETAIL

Budget Unit	FY 2013	FY 2013	FY 2014	FY 2014	FY 2015	FY 2015	FY 2015	FY 2015
Decision Item	ACTUAL	ACTUAL	BUDGET	BUDGET	DEPT REQ	DEPT REQ	GOV REC	GOV REC
Budget Object Class	DOLLAR	FTE	DOLLAR	FTE	DOLLAR	FTE	DOLLAR	FTE
MAINTENANCE								
CORE								
MOTOR CARRIER AGENT	51,261	1.88	58,292	2.00	58,292	2.00	58,292	2.00
SR MOTOR CARRIER SERVICES ASST	49,086	1.74	29,050	1.00	29,050	1.00	29,050	1.00
SIGN SHOP SUPERINTENDENT	43,967	0.96	0	0.00	0	0.00	0	0.00
INCIDENT MANAGEMENT COORDINATR	65,403	1.11	119,336	2.00	119,336	2.00	119,336	2.00
ADMINISTRATIVE TECHNICIAN	114,898	3.80	92,310	3.00	92,310	3.00	92,310	3.00
SR ADMINISTRATIVE TECHNICIAN	121,660	3.51	143,072	4.00	143,072	4.00	143,072	4.00
OFFICE ASSISTANT	11,935	0.50	24,046	1.00	24,046	1.00	24,046	1.00
SENIOR OFFICE ASSISTANT	370,619	12.96	375,730	13.00	375,730	13.00	375,730	13.00
EXECUTIVE ASSISTANT	87,707	2.37	112,646	3.00	112,646	3.00	112,646	3.00
GENERAL SERVICES TECHNICIAN	27,122	0.83	32,806	1.00	32,806	1.00	32,806	1.00
SENIOR GENERAL SERVICES TECHNI	37,292	1.17	31,702	1.00	31,702	1.00	31,702	1.00
SENIOR SYSTEM MANAGEMENT TECHN	45,875	1.00	46,162	1.00	46,162	1.00	46,162	1.00
SR MOTOR CARRIER TECHNICIAN	31,426	1.00	31,702	1.00	31,702	1.00	31,702	1.00
BRIDGE MAINTENANCE SUPERINTEND	87,715	1.50	57,994	1.00	57,994	1.00	57,994	1.00
BR MAINTENANCE SUPERVISOR	152,576	3.32	184,932	4.00	184,932	4.00	184,932	4.00
SENIOR BRIDGE MT WORKER	220,609	6.05	288,446	7.00	288,446	7.00	288,446	7.00
BRIDGE MT CREW LEADER	112,072	2.96	113,574	3.00	113,574	3.00	113,574	3.00
MAINTENANCE CREW LEADER	17,795,282	472.18	19,017,856	488.00	19,017,856	488.00	19,017,856	488.00
MAINTENANCE TECHNICIAN	21,887	0.75	0	0.00	0	0.00	0	0.00
SENIOR MAINTENANCE TECHNICIAN	163,609	4.38	146,104	4.00	146,104	4.00	146,104	4.00
TRAFFIC SYSTEMS SUPERVISOR	141,504	3.53	157,928	4.00	157,928	4.00	157,928	4.00
SENIOR OUTDOOR ADVERTISING TEC	69,178	1.81	38,518	1.00	38,518	1.00	38,518	1.00
SENIOR CUSTOMER SERVICE REP	679,793	18.63	804,664	22.00	804,664	22.00	804,664	22.00
ASSISTANT EQUIPMENT TECHNICIAN	100,557	3.52	28,522	1.00	28,522	1.00	28,522	1.00
BRIDGE INSPECTION TECHNICIAN	215,603	4.10	264,674	5.00	264,674	5.00	264,674	5.00
CUSTOMER SERVICE REP	89,190	2.98	93,698	3.00	93,698	3.00	93,698	3.00
SENIOR MAINTENANCE WORKER-TPT	158,336	3.75	0	0.00	0	0.00	0	0.00
REGIONAL BR MT WORKER	2,000	0.00	0	0.00	0	0.00	0	0.00
URBAN TRAFFIC SUPERVISOR	51,534	1.00	51,826	1.00	51,826	1.00	51,826	1.00
EMERGENCY MT EQUIP OPERATOR-TPT	32,938	0.94	0	0.00	0	0.00	0	0.00
UTILITY LOCATOR	55,476	2.18	155,460	6.00	155,460	6.00	155,460	6.00
SENIOR TRAFFIC TECHNICIAN-NSS	73,200	2.00	73,760	2.00	73,760	2.00	73,760	2.00

DECISION ITEM DETAIL

Budget Unit	FY 2013	FY 2013	FY 2014	FY 2014	FY 2015	FY 2015	FY 2015	FY 2015
Decision Item	ACTUAL	ACTUAL	BUDGET	BUDGET	DEPT REQ	DEPT REQ	GOV REC	GOV REC
Budget Object Class	DOLLAR	FTE	DOLLAR	FTE	DOLLAR	FTE	DOLLAR	FTE
MAINTENANCE								
CORE								
INT MOTOR CARRIER AGENT	94,320	3.00	129,272	4.00	129,272	4.00	129,272	4.00
SR MOTOR CARRIER AGENT	586,744	15.97	778,618	21.00	778,618	21.00	778,618	21.00
INTERMEDIATE MAINTENANCE WRKR	10,240,026	336.30	13,017,362	407.00	13,017,362	407.00	13,017,362	407.00
FACILITY OPERATIONS CREW WORKE	7,630	0.27	0	0.00	0	0.00	0	0.00
MAINT SUPERINTENDENT	2,434,455	46.22	2,547,258	45.00	2,547,258	45.00	2,547,258	45.00
MAINTENANCE WORKER	5,710,595	201.18	4,041,252	128.00	4,041,252	128.00	4,041,252	128.00
SENIOR MAINTENANCE WORKER	47,126,305	1,372.56	50,786,454	1,433.00	50,786,454	1,433.00	50,786,454	1,433.00
MAINTENANCE SUPERVISOR	8,719,708	187.95	8,998,274	185.00	8,998,274	185.00	8,998,274	185.00
ASST MAINTENANCE SUPERVISOR	1,914,920	45.71	2,561,780	50.00	2,561,780	50.00	2,561,780	50.00
DISTRICT BRIDGE INSPECTOR	49,815	0.90	0	0.00	0	0.00	0	0.00
TRAFFIC TECHNICIAN	28,046	1.00	28,042	1.00	28,042	1.00	28,042	1.00
INTER TRAFFIC TECHNICIAN	74,375	2.25	66,872	2.00	66,872	2.00	66,872	2.00
SENIOR TRAFFIC TECHNICIAN	838,531	21.78	782,784	20.00	782,784	20.00	782,784	20.00
MAINTENANCE CREW LEADER-TPT	84,377	1.72	0	0.00	0	0.00	0	0.00
FACILITY OPERATIONS SUPERVISOR	44,282	0.93	48,094	1.00	48,094	1.00	48,094	1.00
SENIOR ELECTRICIAN	2,486,385	56.89	2,814,980	62.00	2,814,980	62.00	2,814,980	62.00
TRAFFIC SUPERVISOR	419,391	8.12	469,619	9.00	469,619	9.00	469,619	9.00
SURVEY TECHNICIAN	26	0.00	0	0.00	0	0.00	0	0.00
EQUIPMENT TECHNICIAN	162,368	5.14	226,270	7.00	226,270	7.00	226,270	7.00
INTERMEDIATE EQUIPMENT TECH	616,643	16.80	673,768	18.00	673,768	18.00	673,768	18.00
SENIOR EQUIPMENT TECHNICIAN	5,700,205	134.11	5,919,636	136.00	5,919,636	136.00	5,919,636	136.00
EQUIPMENT TECHNICIAN SUPERVISO	621,853	13.25	662,868	14.00	662,868	14.00	662,868	14.00
ELECTRICIAN	1,109,892	28.72	1,160,492	30.00	1,160,492	30.00	1,160,492	30.00
ELECTRICIAN ASSISTANT	282,909	8.50	366,022	11.00	366,022	11.00	366,022	11.00
MECHANIC-TPT	47,525	0.97	0	0.00	0	0.00	0	0.00
INT TRAFFIC SPECIALIST-TPT	11,651	0.23	0	0.00	0	0.00	0	0.00
ADMINISTRATIVE TECHNICIAN-TPT	19,621	0.57	0	0.00	0	0.00	0	0.00
MCS SYSTEM & TRAINING ANALYST	116,872	3.00	117,678	3.00	117,678	3.00	117,678	3.00
TR COMMUNICATION SPECIALIST	80,589	1.78	41,398	1.00	41,398	1.00	41,398	1.00
SENIOR TRAFFIC SPECIALIST-NSS	41,642	0.96	43,702	1.00	43,702	1.00	43,702	1.00
SENIOR TRAFFIC SPECIALIST	1,199,757	26.27	1,199,732	26.00	1,199,732	26.00	1,199,732	26.00
MOTOR CARRIER COMPLIANCE SUPV	171,539	3.85	226,450	5.00	226,450	5.00	226,450	5.00

DECISION ITEM DETAIL

Budget Unit	FY 2013	FY 2013	FY 2014	FY 2014	FY 2015	FY 2015	FY 2015	FY 2015
Decision Item	ACTUAL	ACTUAL	BUDGET	BUDGET	DEPT REQ	DEPT REQ	GOV REC	GOV REC
Budget Object Class	DOLLAR	FTE	DOLLAR	FTE	DOLLAR	FTE	DOLLAR	FTE
MAINTENANCE								
CORE								
TRAFFIC SPECIALIST	109,257	2.77	78,452	2.00	78,452	2.00	78,452	2.00
TRAFFIC OPERATIONS SUPERVISOR	150,473	2.90	150,906	3.00	150,906	3.00	150,906	3.00
SPECIAL PROJECTS COORD	50,070	0.72	70,054	1.00	70,054	1.00	70,054	1.00
MC INVESTIGATIONS ADMINISTRATR	67,133	1.00	67,438	1.00	67,438	1.00	67,438	1.00
TRANSPORTATION PROGRAM MANAGEI	55,477	1.01	53,806	1.00	53,806	1.00	53,806	1.00
TRANSP ENFRMNT INVESTIGATOR	110,366	2.74	42,271	1.00	42,271	1.00	42,271	1.00
SR TRNS ENFRCEMNT INVESTIGATOR	737,505	17.22	1,032,254	24.00	1,032,254	24.00	1,032,254	24.00
TRANS ENFORCEMENT INVESTI SUPV	183,642	3.89	191,296	4.00	191,296	4.00	191,296	4.00
MC INVESTIGATIONS SPEC	76,226	1.46	104,763	2.00	104,763	2.00	104,763	2.00
HWY SAFETY PROG ADMINISTRATOR	62,229	1.00	62,530	1.00	62,530	1.00	62,530	1.00
ASST MOTOR CARRIER SERV DIRECT	73,872	1.00	74,182	1.00	74,182	1.00	74,182	1.00
SR ADMIN PROFESSIONAL-TPT	2,492	0.05	0	0.00	0	0.00	0	0.00
OUTDOOR ADVERT PERMIT SPEC	99,398	2.64	74,348	2.00	74,348	2.00	74,348	2.00
SR OUTDOOR ADVERTISING PERM SP	126,092	2.81	133,566	3.00	133,566	3.00	133,566	3.00
MOTOR CARRIER PROJECT MANAGER	145,298	2.67	165,606	3.00	165,606	3.00	165,606	3.00
COMMRCIAL MTR VEHICLE PROG MGR	20,040	0.38	55,858	1.00	55,858	1.00	55,858	1.00
SYSTEM MANAGEMENT SPECIALIST	0	0.00	81,255	3.30	81,255	3.30	81,255	3.30
OUTDOOR ADVERTISING MANAGER	55,563	1.00	55,858	1.00	55,858	1.00	55,858	1.00
OUTDOOR ADVERTISING SPECIALIST	45,915	1.00	46,162	1.00	46,162	1.00	46,162	1.00
INTER SYSTEM MANAGEMENT SPECIA	142,156	3.34	217,168	5.00	217,168	5.00	217,168	5.00
ROADSIDE MANAGER	287,498	6.01	287,064	6.00	287,064	6.00	287,064	6.00
INFO SYSTEMS TECHNOLOGIST	36,903	1.00	37,174	1.00	37,174	1.00	37,174	1.00
SR SYSTEM MANAGEMENT SPECIALIS	281,239	5.78	351,094	7.00	351,094	7.00	351,094	7.00
ROADSIDE MANAGEMENT SPEC	58,788	1.00	59,086	1.00	59,086	1.00	59,086	1.00
SPRVING BRIDGE INSPECTION EN	86,102	1.00	86,422	1.00	86,422	1.00	86,422	1.00
TRAFFIC LIAISON ENGINEER	227,793	3.00	228,654	3.00	228,654	3.00	228,654	3.00
INTERM PAVEMENT SPECIALIST	70,274	1.39	50,854	1.00	50,854	1.00	50,854	1.00
SENIOR PAVEMENT SPECIALIST	320,890	5.90	272,318	5.00	272,318	5.00	272,318	5.00
TRAFFIC MNGMNT & OPERATION ENG	122,168	2.00	122,768	2.00	122,768	2.00	122,768	2.00
SR TRAFFIC STUDIES SPECIAL-NSS	160,817	3.00	161,418	3.00	161,418	3.00	161,418	3.00
TRAFFIC SAFETY ENGINEER	64,651	1.00	64,954	1.00	64,954	1.00	64,954	1.00
STANDARDS SPECIALIST	112,778	1.76	67,438	1.00	67,438	1.00	67,438	1.00

DECISION ITEM DETAIL

Budget Unit	FY 2013	FY 2013	FY 2014	FY 2014	FY 2015	FY 2015	FY 2015	FY 2015
Decision Item	ACTUAL	ACTUAL	BUDGET	BUDGET	DEPT REQ	DEPT REQ	GOV REC	GOV REC
Budget Object Class	DOLLAR	FTE	DOLLAR	FTE	DOLLAR	FTE	DOLLAR	FTE
MAINTENANCE								
CORE								
DISTRICT MAINTENANCE ENGINEER	388,450	5.15	378,074	5.00	378,074	5.00	378,074	5.00
ASST DIST MAINTENANCE ENGINEER	401,465	6.00	402,684	6.00	402,684	6.00	402,684	6.00
ASST DIST MAINT & TRAFF ENGINE	138,523	2.00	139,136	2.00	139,136	2.00	139,136	2.00
DISTRICT MAINT & TRAFFIC ENGIN	154,962	2.00	155,588	2.00	155,588	2.00	155,588	2.00
STATEWIDE INCIDENT RESPONSE CO	63,440	1.00	63,742	1.00	63,742	1.00	63,742	1.00
INT ENGINEERING PROFESSNL-TPT	16,264	0.27	0	0.00	0	0.00	0	0.00
AREA ENGINEER	1,383,729	20.00	1,390,505	20.00	1,390,505	20.00	1,390,505	20.00
DISTRICT TRAFFIC ENGINEER	377,196	5.00	378,422	5.00	378,422	5.00	378,422	5.00
DISTRICT BRIDGE ENGINEER	488,031	7.00	490,030	7.00	490,030	7.00	490,030	7.00
INT TR STUDIES SPECIALIST	393,593	8.13	390,080	8.00	390,080	8.00	390,080	8.00
TRAFFIC OPERATIONS ENGINEER	672,210	10.00	675,184	10.00	675,184	10.00	675,184	10.00
SENIOR TRAFFIC STUDIES SPECIAL	1,854,871	33.58	1,827,018	33.00	1,827,018	33.00	1,827,018	33.00
MAINTENANCE LIAISON ENGINEER	304,850	4.01	306,760	4.00	306,760	4.00	306,760	4.00
SR CONSTRUCTION INSPECTOR	141,895	2.51	104,864	2.00	104,864	2.00	104,864	2.00
SIGN & MARKING ENGINEER	62,229	1.00	62,530	1.00	62,530	1.00	62,530	1.00
TRAFFIC STUDIES SPECIALIST	113,009	2.64	129,090	3.00	129,090	3.00	129,090	3.00
BRIDGE INSPECTION ENGINEER	69,747	1.00	70,054	1.00	70,054	1.00	70,054	1.00
BRIDGE INSPECTION INTERN	1,931	0.07	0	0.00	0	0.00	0	0.00
GENERAL LABORER	2,314	0.10	0	0.00	0	0.00	0	0.00
ELECTRICIAN INTERN	32,345	1.47	0	0.00	0	0.00	0	0.00
TEMPORARY MAINTENANCE WORKER	39,445	1.06	0	0.00	0	0.00	0	0.00
MOTOR CARRIER SERVICES DIRECTR	100,310	1.00	100,642	1.00	100,642	1.00	100,642	1.00
STATE MAINTENANCE ENGINEER	103,990	1.00	104,658	1.00	104,658	1.00	104,658	1.00
HIGHWAY SAFETY DIRECTOR	95,586	1.00	95,914	1.00	95,914	1.00	95,914	1.00
EQUIPMENT TECHNICIAN INTERN	27,088	1.24	0	0.00	0	0.00	0	0.00
MAINTENANCE INTERN	3,206	0.12	0	0.00	0	0.00	0	0.00
CUSTOMER RELATIONS INTERN	5,651	0.26	0	0.00	0	0.00	0	0.00
TRAFFIC INTERN	20,906	0.81	0	0.00	0	0.00	0	0.00
SEASONAL MAINTENANCE WORKER	3,208,186	121.67	6,058,158	232.63	6,058,158	232.63	6,058,158	232.63
EMERGENCY MAINT EQUIP OPERAT	373,506	11.48	0	0.00	0	0.00	0	0.00
STATE TRAFFIC&HWY SAFTY ENGR	100,310	1.00	100,642	1.00	100,642	1.00	100,642	1.00
TOTAL - PS	127,606,650	3,451.32	138,254,279	3,643.93	138,254,279	3,643.93	138,254,279	3,643.93

DECISION ITEM DETAIL

Budget Unit	FY 2013	FY 2013	FY 2014	FY 2014	FY 2015	FY 2015	FY 2015	FY 2015
Decision Item	ACTUAL	ACTUAL	BUDGET	BUDGET	DEPT REQ	DEPT REQ	GOV REC	GOV REC
Budget Object Class	DOLLAR	FTE	DOLLAR	FTE	DOLLAR	FTE	DOLLAR	FTE
MAINTENANCE								
CORE								
TRAVEL, IN-STATE	629,578	0.00	635,831	0.00	635,831	0.00	635,831	0.00
TRAVEL, OUT-OF-STATE	92,641	0.00	48,851	0.00	48,851	0.00	48,851	0.00
FUEL & UTILITIES	6,047,093	0.00	5,567,299	0.00	5,567,299	0.00	5,567,299	0.00
SUPPLIES	117,353,185	0.00	133,568,102	0.00	133,568,102	0.00	133,568,102	0.00
PROFESSIONAL DEVELOPMENT	411,687	0.00	311,780	0.00	311,780	0.00	311,780	0.00
COMMUNICATION SERV & SUPP	1,559,849	0.00	1,597,987	0.00	1,597,987	0.00	1,597,987	0.00
PROFESSIONAL SERVICES	12,775,392	0.00	34,155,889	0.00	34,155,889	0.00	34,155,889	0.00
HOUSEKEEPING & JANITORIAL SERV	5,239,345	0.00	4,408,217	0.00	4,408,217	0.00	4,408,217	0.00
M&R SERVICES	2,583,448	0.00	2,175,582	0.00	2,175,582	0.00	2,175,582	0.00
COMPUTER EQUIPMENT	242,026	0.00	626,116	0.00	626,116	0.00	626,116	0.00
MOTORIZED EQUIPMENT	283,697	0.00	112,068	0.00	112,068	0.00	112,068	0.00
OFFICE EQUIPMENT	6,650	0.00	141,599	0.00	141,599	0.00	141,599	0.00
OTHER EQUIPMENT	5,840,731	0.00	5,954,282	0.00	5,954,282	0.00	5,954,282	0.00
PROPERTY & IMPROVEMENTS	17,947,771	0.00	10,861,215	0.00	10,861,215	0.00	10,861,215	0.00
BUILDING LEASE PAYMENTS	10,090	0.00	18,097	0.00	18,097	0.00	18,097	0.00
EQUIPMENT RENTALS & LEASES	1,560,122	0.00	4,745,692	0.00	4,745,692	0.00	4,745,692	0.00
MISCELLANEOUS EXPENSES	16,852,183	0.00	12,417,597	0.00	12,417,597	0.00	12,417,597	0.00
TOTAL - EE	189,435,488	0.00	217,346,204	0.00	217,346,204	0.00	217,346,204	0.00
PROGRAM DISTRIBUTIONS	1,045,488	0.00	601,000	0.00	601,000	0.00	601,000	0.00
DEBT SERVICE	3,928	0.00	200	0.00	200	0.00	200	0.00
REFUNDS	1,013,402	0.00	969,287	0.00	969,287	0.00	969,287	0.00
TOTAL - PD	2,062,818	0.00	1,570,487	0.00	1,570,487	0.00	1,570,487	0.00
GRAND TOTAL	\$319,104,956	3,451.32	\$357,170,970	3,643.93	\$357,170,970	3,643.93	\$357,170,970	3,643.93
GENERAL REVENUE	\$0	0.00	\$0	0.00	\$0	0.00	\$0	0.00
FEDERAL FUNDS	\$245,571	4.67	\$362,164	8.30	\$362,164	8.30	\$362,164	8.30
OTHER FUNDS	\$318,859,385	3,446.65	\$356,808,806	3,635.63	\$356,808,806	3,635.63	\$356,808,806	3,635.63

DECISION ITEM DETAIL

Budget Unit	FY 2013	FY 2013	FY 2014	FY 2014	FY 2015	FY 2015	FY 2015	FY 2015
Decision Item	ACTUAL	ACTUAL	BUDGET	BUDGET	DEPT REQ	DEPT REQ	GOV REC	GOV REC
Budget Object Class	DOLLAR	FTE	DOLLAR	FTE	DOLLAR	FTE	DOLLAR	FTE
HIGHWAY SAFETY GRANTS								
Maint E&E Road Fund - 1605005								
PROGRAM DISTRIBUTIONS	0	0.00	0	0.00	4,000,000	0.00	4,000,000	0.00
TOTAL - PD	0	0.00	0	0.00	4,000,000	0.00	4,000,000	0.00
GRAND TOTAL	\$0	0.00	\$0	0.00	\$4,000,000	0.00	\$4,000,000	0.00
GENERAL REVENUE	\$0	0.00	\$0	0.00	\$0	0.00	\$0	0.00
FEDERAL FUNDS	\$0	0.00	\$0	0.00	\$4,000,000	0.00	\$4,000,000	0.00
OTHER FUNDS	\$0	0.00	\$0	0.00	\$0	0.00	\$0	0.00

DECISION ITEM DETAIL

Budget Unit	FY 2013	FY 2013	FY 2014	FY 2014	FY 2015	FY 2015	FY 2015	FY 2015
Decision Item	ACTUAL	ACTUAL	BUDGET	BUDGET	DEPT REQ	DEPT REQ	GOV REC	GOV REC
Budget Object Class	DOLLAR	FTE	DOLLAR	FTE	DOLLAR	FTE	DOLLAR	FTE
HIGHWAY SAFETY GRANTS								
CORE								
TRAVEL, IN-STATE	3,751	0.00	4,931	0.00	4,931	0.00	4,931	0.00
TRAVEL, OUT-OF-STATE	585	0.00	4,913	0.00	4,913	0.00	4,913	0.00
SUPPLIES	210,422	0.00	393,603	0.00	393,603	0.00	393,603	0.00
PROFESSIONAL DEVELOPMENT	1,043	0.00	16,869	0.00	16,869	0.00	16,869	0.00
PROFESSIONAL SERVICES	651,844	0.00	562,290	0.00	562,290	0.00	562,290	0.00
BUILDING LEASE PAYMENTS	2,750	0.00	0	0.00	0	0.00	0	0.00
MISCELLANEOUS EXPENSES	1,250	0.00	16,869	0.00	16,869	0.00	16,869	0.00
TOTAL - EE	871,645	0.00	999,475	0.00	999,475	0.00	999,475	0.00
PROGRAM DISTRIBUTIONS	39,126,227	0.00	13,977,645	0.00	13,977,645	0.00	13,977,645	0.00
TOTAL - PD	39,126,227	0.00	13,977,645	0.00	13,977,645	0.00	13,977,645	0.00
GRAND TOTAL	\$39,997,872	0.00	\$14,977,120	0.00	\$14,977,120	0.00	\$14,977,120	0.00
GENERAL REVENUE	\$0	0.00	\$0	0.00	\$0	0.00	\$0	0.00
FEDERAL FUNDS	\$39,997,872	0.00	\$14,977,120	0.00	\$14,977,120	0.00	\$14,977,120	0.00
OTHER FUNDS	\$0	0.00	\$0	0.00	\$0	0.00	\$0	0.00

DECISION ITEM DETAIL

Budget Unit	FY 2013	FY 2013	FY 2014	FY 2014	FY 2015	FY 2015	FY 2015	FY 2015
Decision Item	ACTUAL	ACTUAL	BUDGET	BUDGET	DEPT REQ	DEPT REQ	GOV REC	GOV REC
Budget Object Class	DOLLAR	FTE	DOLLAR	FTE	DOLLAR	FTE	DOLLAR	FTE
MOTOR CARRIER SAFETY ASSIST								
CORE								
TRAVEL, IN-STATE	594	0.00	125	0.00	125	0.00	125	0.00
TRAVEL, OUT-OF-STATE	1,053	0.00	800	0.00	800	0.00	800	0.00
SUPPLIES	104	0.00	0	0.00	0	0.00	0	0.00
PROFESSIONAL DEVELOPMENT	8,560	0.00	9,500	0.00	9,500	0.00	9,500	0.00
PROFESSIONAL SERVICES	0	0.00	4,300	0.00	4,300	0.00	4,300	0.00
MISCELLANEOUS EXPENSES	206	0.00	0	0.00	0	0.00	0	0.00
TOTAL - EE	10,517	0.00	14,725	0.00	14,725	0.00	14,725	0.00
PROGRAM DISTRIBUTIONS	1,417,188	0.00	1,985,000	0.00	1,985,000	0.00	1,985,000	0.00
TOTAL - PD	1,417,188	0.00	1,985,000	0.00	1,985,000	0.00	1,985,000	0.00
GRAND TOTAL	\$1,427,705	0.00	\$1,999,725	0.00	\$1,999,725	0.00	\$1,999,725	0.00
GENERAL REVENUE	\$0	0.00	\$0	0.00	\$0	0.00	\$0	0.00
FEDERAL FUNDS	\$1,427,705	0.00	\$1,999,725	0.00	\$1,999,725	0.00	\$1,999,725	0.00
OTHER FUNDS	\$0	0.00	\$0	0.00	\$0	0.00	\$0	0.00

DECISION ITEM DETAIL

Budget Unit	FY 2013	FY 2013	FY 2014	FY 2014	FY 2015	FY 2015	FY 2015	FY 2015
Decision Item	ACTUAL	ACTUAL	BUDGET	BUDGET	DEPT REQ	DEPT REQ	GOV REC	GOV REC
Budget Object Class	DOLLAR	FTE	DOLLAR	FTE	DOLLAR	FTE	DOLLAR	FTE
MOTOR CARRIER REFUNDS								
CORE								
REFUNDS	20,493,861	0.00	30,025,000	0.00	30,025,000	0.00	30,025,000	0.00
TOTAL - PD	20,493,861	0.00	30,025,000	0.00	30,025,000	0.00	30,025,000	0.00
GRAND TOTAL	\$20,493,861	0.00	\$30,025,000	0.00	\$30,025,000	0.00	\$30,025,000	0.00
GENERAL REVENUE	\$0	0.00	\$0	0.00	\$0	0.00	\$0	0.00
FEDERAL FUNDS	\$0	0.00	\$0	0.00	\$0	0.00	\$0	0.00
OTHER FUNDS	\$20,493,861	0.00	\$30,025,000	0.00	\$30,025,000	0.00	\$30,025,000	0.00

PROGRAM DESCRIPTION

Department of Transportation

Maintenance

Program is found in the following core budget(s): Maintenance

1. What does this program do?

The appropriations for the maintenance core represent funds used by the Missouri Department of Transportation (MoDOT) for maintenance of highways and bridges, for safe and efficient traffic operations on the highway system and to enforce safety regulations for businesses and individuals involved in commercial operations on public highways in and through Missouri. The appropriations also include funding for Highway Safety programs, Motor Carrier Safety Assistance programs and the Motorcycle Safety Training program.

The maintenance appropriations provide the public with a safe transportation system through restoration and preservation of roadways, bridges and facilities such as interstate rest areas. In addition, these appropriations provide for continual monitoring of safety issues to include prompt emergency response such as removal of snow and ice and responding to other disaster events. Mowing, litter pick-up and various other activities are supported by the appropriations. Also, this core request will ensure the safe and efficient movement of people and goods by funding roadway visibility items such as signing, striping and other traffic-control devices used throughout the state. The appropriations also support programs to improve the flow of traffic and relieve congestion.

The maintenance core distributes State Highways & Transportation Department (Highway) Fund and Motor Fuel Tax Refunds associated with motor carriers. Highway Fund Refunds are issued for various surrendered plates, oversize/overweight (OS/OW) permit overpayments and operating authority overpayments. Motor Fuel Tax Refunds are issued for amounts owed to other states due to the differences in the Missouri state fuel tax rate compared to other states' fuel tax rates. Missouri based carriers file returns quarterly in Missouri, their base jurisdiction, which determines the net tax due or tax overpaid.

Ferryboat Operations are also included in the maintenance core. Considered "movable bridges", ferryboats provide the public an alternate transportation mode. Currently, there are two ferryboats receiving operating assistance.

2. What is the authorization for this program, i.e., federal or state statute, etc.? (Include the federal program number, if applicable.)

Article IV, Section 30(b), MO Constitution and 226.220, RSMo, Title 49 USC 139 and 145

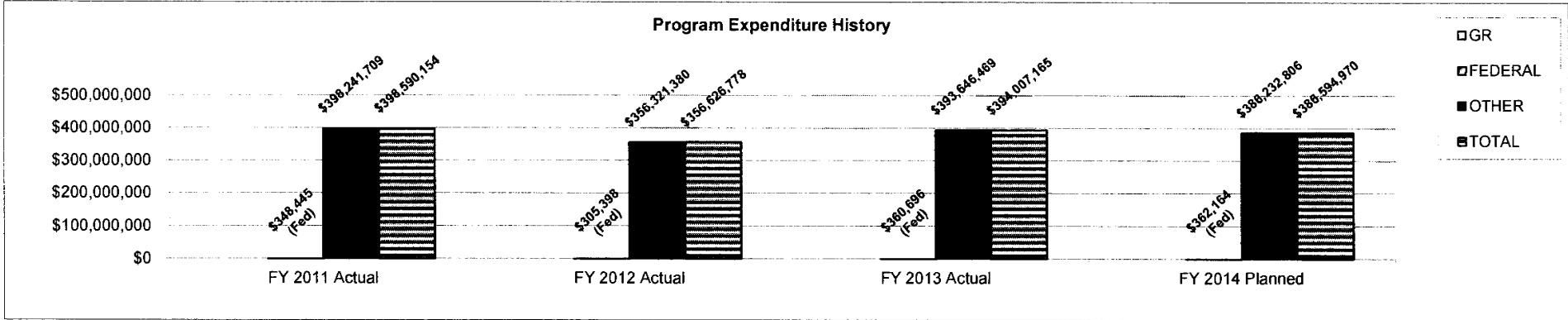
3. Are there federal matching requirements? If yes, please explain.

Yes, the state must provide 50 percent match for federal funds.

4. Is this a federally mandated program? If yes, please explain.

Yes, the operating costs are used to administer federally mandated Highway Safety programs.

5. Provide actual expenditures for the prior three fiscal years and planned expenditures for the current fiscal year.



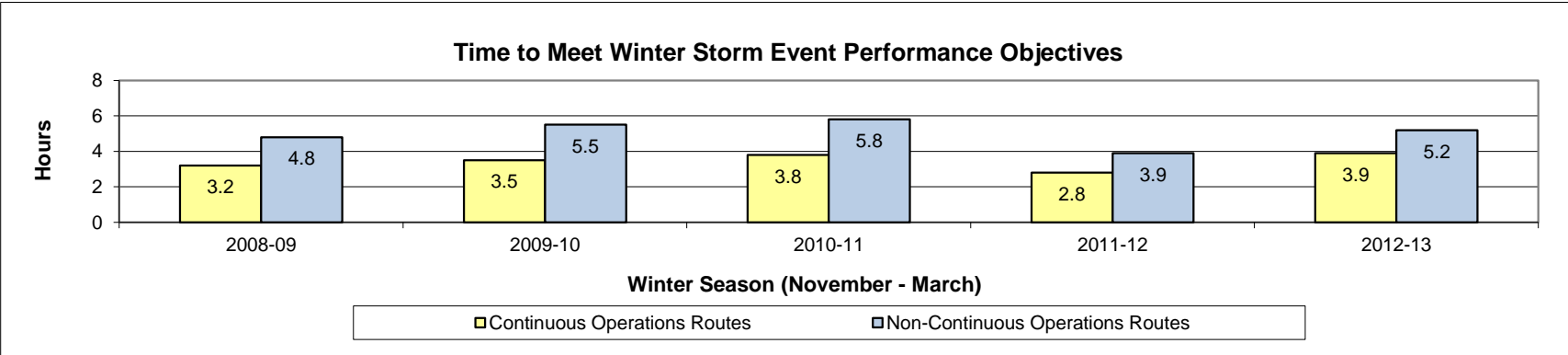
6. What are the sources of the "Other" funds?

State Road Fund (0320) and State Highways and Transportation Department Fund (0644)

PROGRAM DESCRIPTION

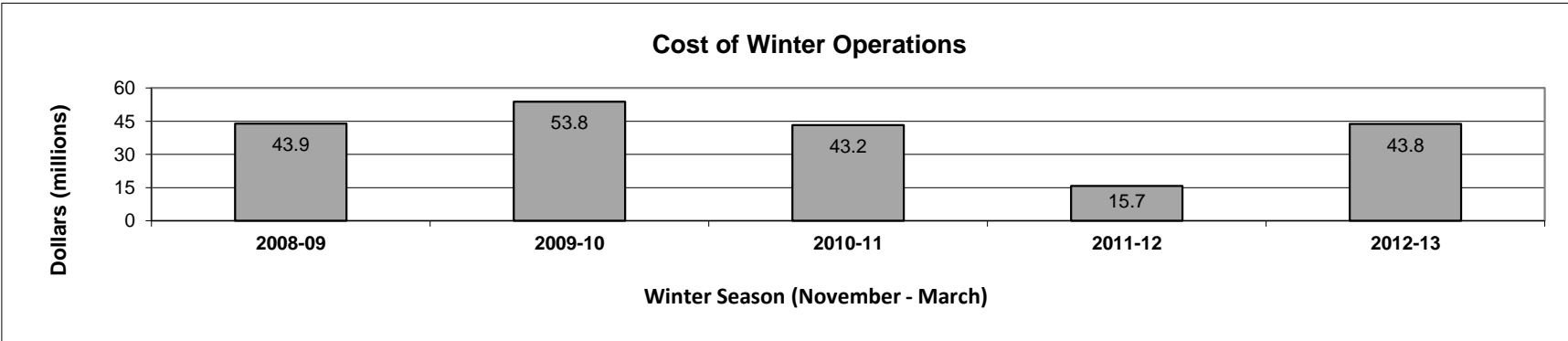
Department of Transportation
Maintenance
Program is found in the following core budget(s): Maintenance

7a. Provide an effectiveness measure.



Performance objectives are to restore the continuous operations routes (major routes) to a mostly clear condition as soon as possible and have the lower-volume non-continuous operations routes (minor routes) open to two-way traffic and treated with salt and/or abrasives at critical areas such as intersections, hills and curves as soon as possible.

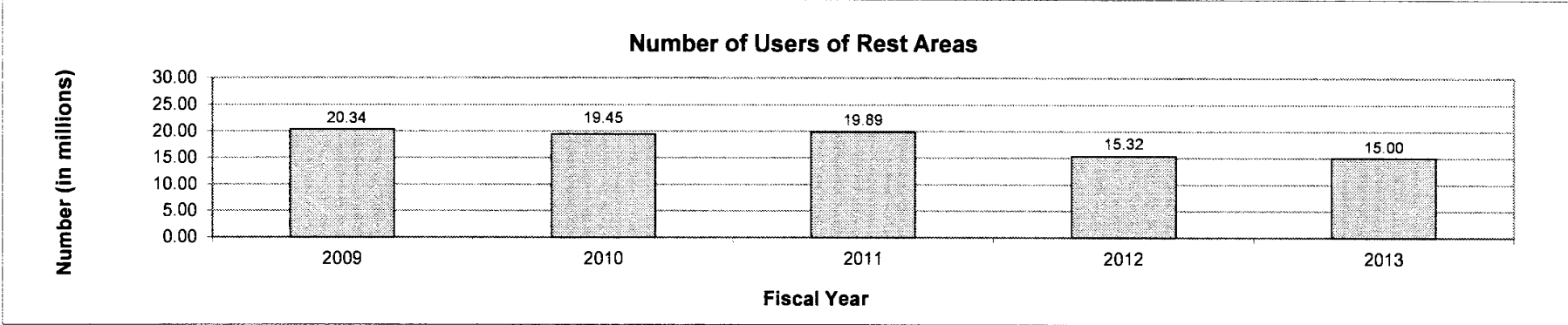
7b. Provide an efficiency measure.



PROGRAM DESCRIPTION

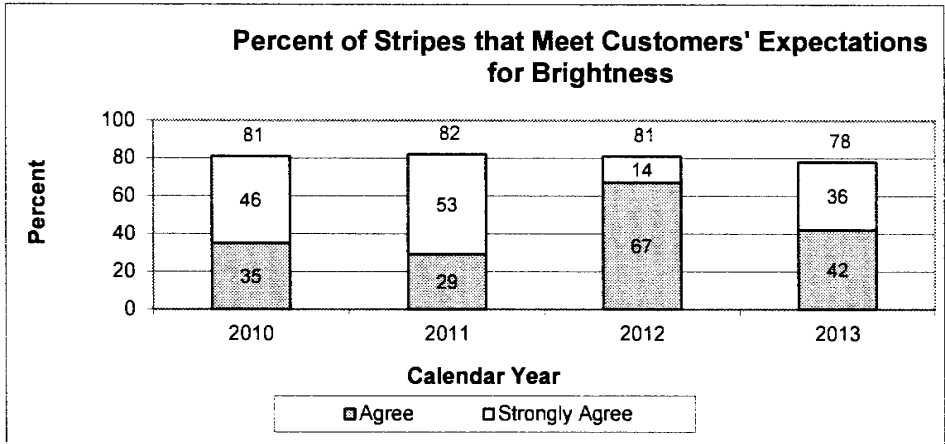
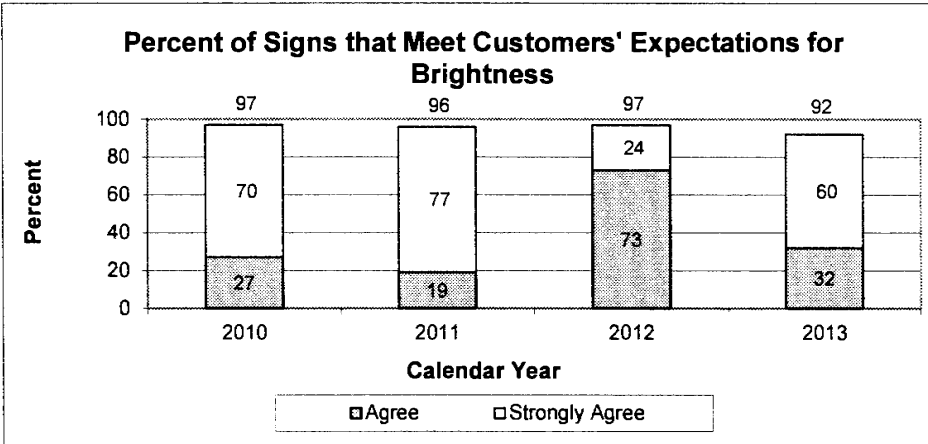
Department of Transportation
Maintenance
Program is found in the following core budget(s): Maintenance

7c. Provide the number of clients/individuals served, if applicable.



Rest areas are located at Concordia, Wright City, Boonville, St. Clair, Dearborn, Rock Port, Eagleville, Lathrop, Conway, Mound City, Mineola, St. Louis on I-270, Halltown, Hayti, Marston, Fruitland and Joplin.

7d. Provide a customer satisfaction measure, if available.



Data is collected through telephone surveys each May with approximately 3,500 randomly selected adult Missourian's. MoDOT's customer is the public. The graphs measure the public's perception of MoDOT's performance.

PROGRAM DESCRIPTION

Department of Transportation
Highway Safety Grants
Program is found in the following core budget(s): Maintenance

1. What does this program do?

This program is for various Highway Safety grant programs. Grant funding is designated specifically for behavioral traffic safety programs. The goal is for the program to help reduce death and injury resulting from traffic crashes.

2. What is the authorization for this program, i.e., federal or state statute, etc.? (Include the federal program number, if applicable.)

Title 23 USC 401-412

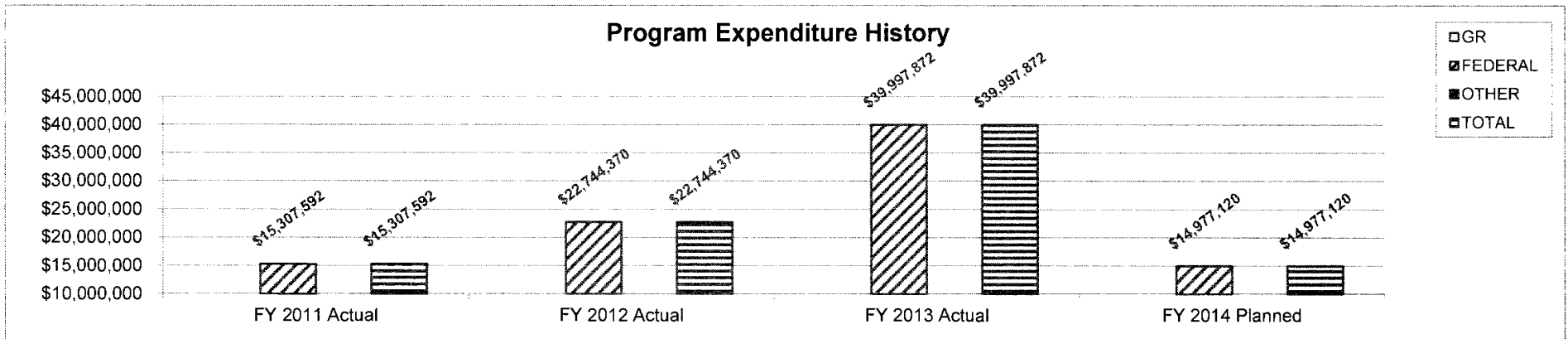
3. Are there federal matching requirements? If yes, please explain.

Yes. Depending on the program, the state must provide from zero to 75 percent match of cash or in-kind.

4. Is this a federally mandated program? If yes, please explain.

Yes. Pursuant to Title 23 U.S.C. Section 154, Open Container Requirements, a transfer of two and a half percent of National Highway Performance and Surface Transportation Program apportionments must be used for educational safety or hazard elimination roadway projects due to Missouri not having laws in accordance with federal guidelines.

5. Provide actual expenditures for the prior three fiscal years and planned expenditures for the current fiscal year.



6. What are the sources of the "Other" funds?

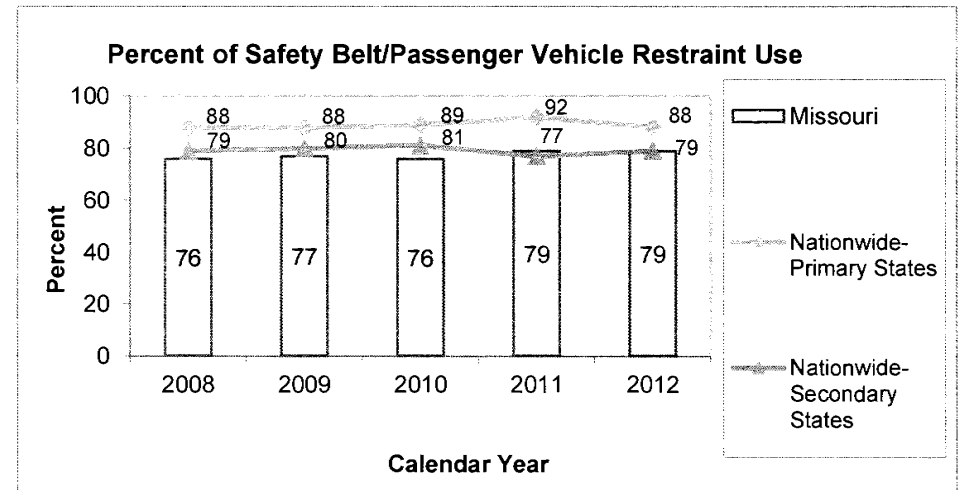
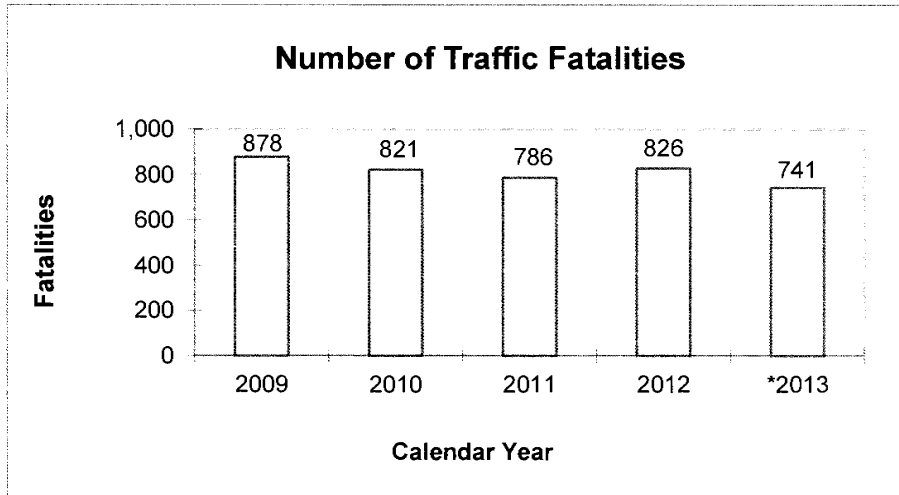
N/A

PROGRAM DESCRIPTION

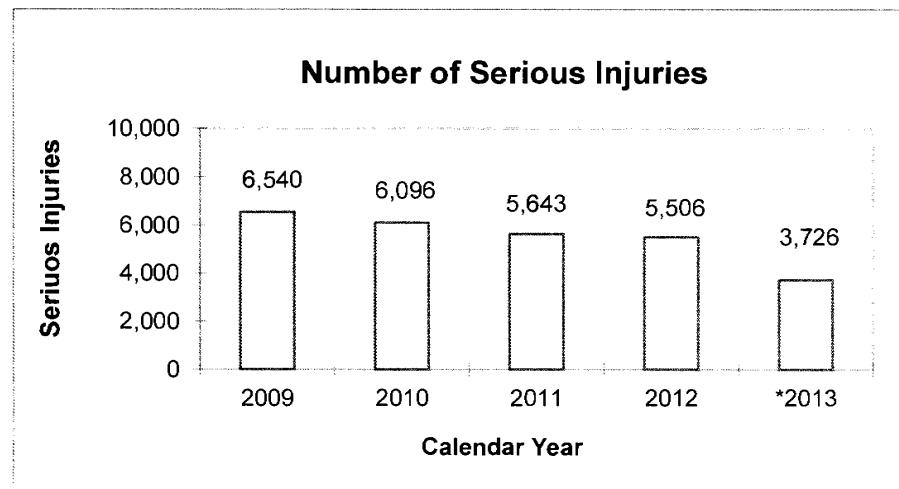
Department of Transportation
 Highway Safety Grants
 Program is found in the following core budget(s): Maintenance

7a. Provide an effectiveness measure.

7b. Provide an efficiency measure.



2011 marked the sixth year in a row that traffic fatalities have declined in Missouri.



*2013 - Due to a backlog of crash reports in the database, the fatality and serious injury numbers are not complete and the final numbers may change.

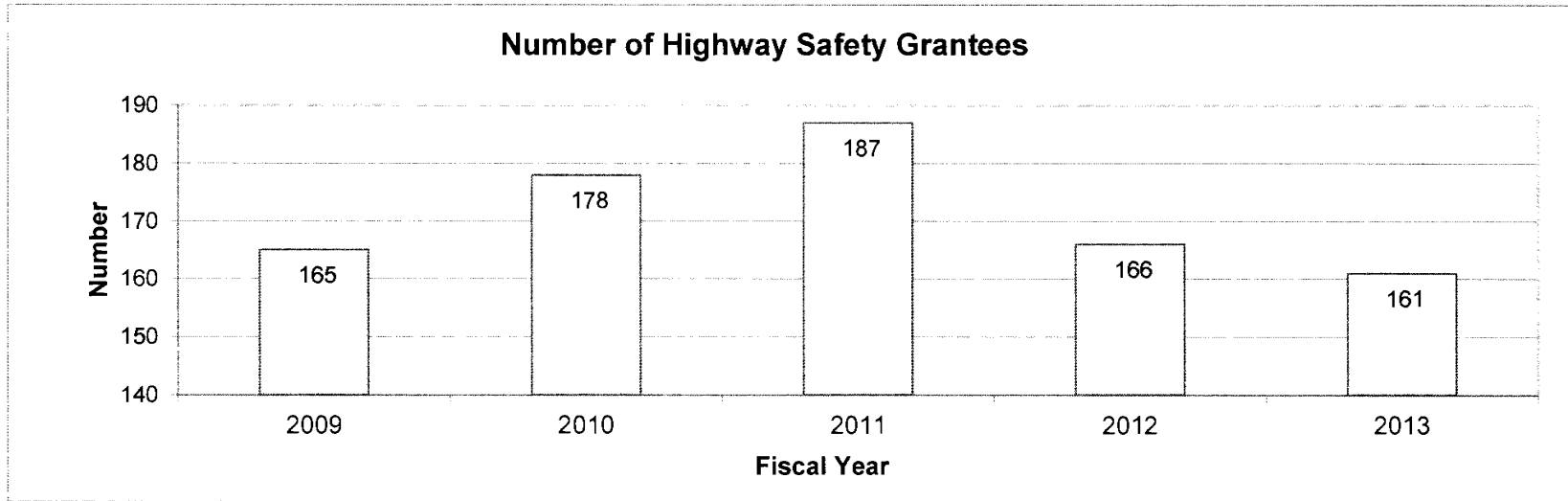
PROGRAM DESCRIPTION

Department of Transportation

Highway Safety Grants

Program is found in the following core budget(s): Maintenance

7c. Provide the number of clients/individuals served, if applicable.



7d. Provide a customer satisfaction measure, if available.

N/A

PROGRAM DESCRIPTION

Department of Transportation
Motor Carrier Safety Assistance Program
Program is found in the following core budget(s): Maintenance

1. What does this program do?

The Motor Carrier Safety Assistance Program (MCSAP) focuses on the development and implementation of programs to enforce rules, regulations, standards and out-of-service orders applicable to commercial motor vehicle safety. Programs implemented include roadside inspections of all commercial motor vehicles (CMVs), compliance reviews, motor coach inspections, safety compliance audits, CMV traffic enforcement, traffic enforcement of passenger vehicles around CMVs, data collection and reporting, public information and education, drug interdiction and Commercial Drivers License (CDL) skills testing compliance.

2. What is the authorization for this program, i.e., federal or state statute, etc.? (Include the federal program number, if applicable.)

Title 49 USC 311-317

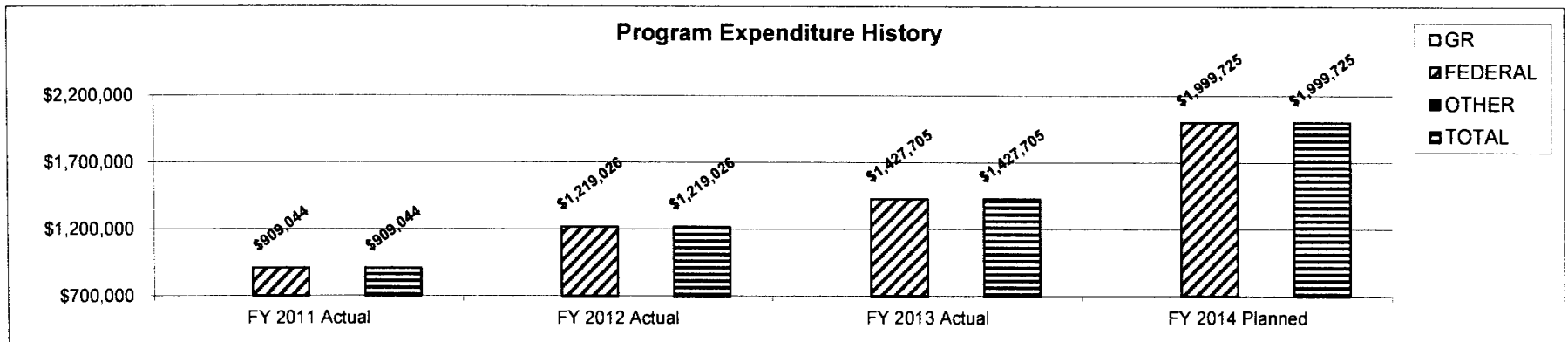
3. Are there federal matching requirements? If yes, please explain.

Yes, the state must provide 20 percent match of cash or in-kind.

4. Is this a federally mandated program? If yes, please explain.

No.

5. Provide actual expenditures for the prior three fiscal years and planned expenditures for the current fiscal year.



6. What are the sources of the "Other" funds?

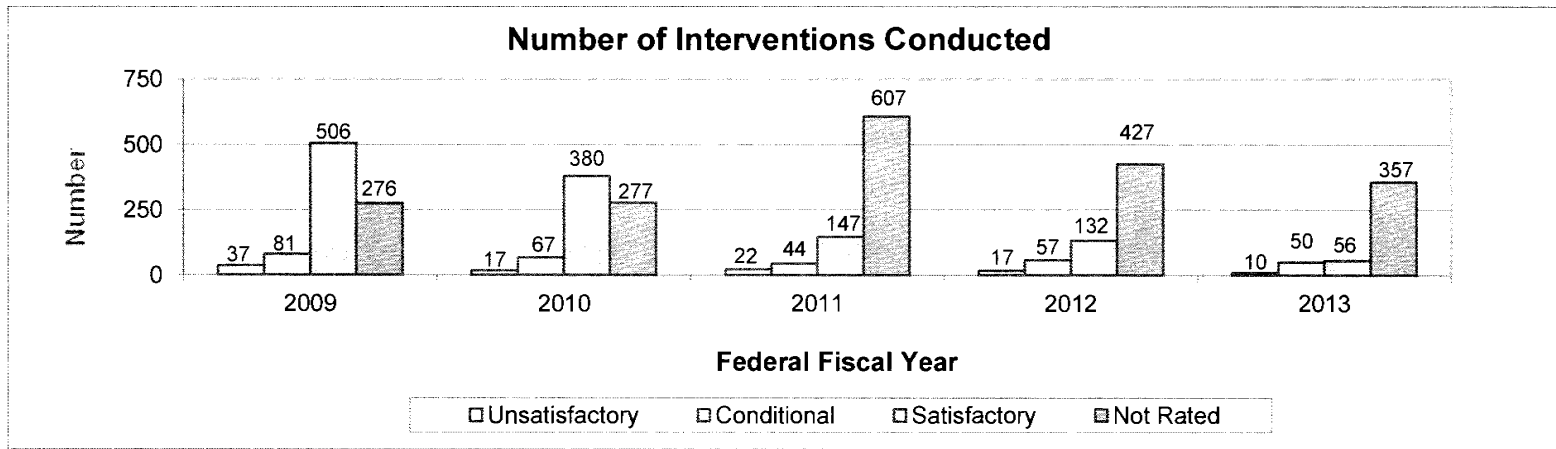
N/A

PROGRAM DESCRIPTION

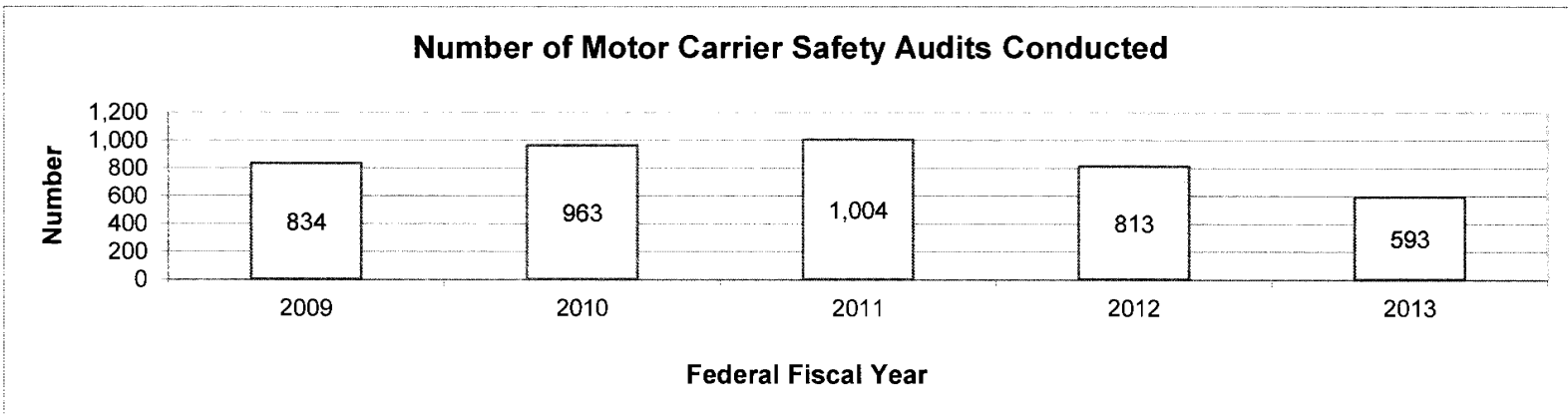
Department of Transportation
 Motor Carrier Safety Assistance Program
 Program is found in the following core budget(s): Maintenance

7a. Provide an effectiveness measure.

7b. Provide an efficiency measure.



An intervention is an examination of motor carrier operations, such as driver's hours of service, vehicle maintenance and inspection, driver qualification, controlled substance and alcohol testing, commercial driver's license requirements, financial responsibility, accidents, hazardous materials and other safety and transportation records to determine a motor carrier's compliance with safety regulations.



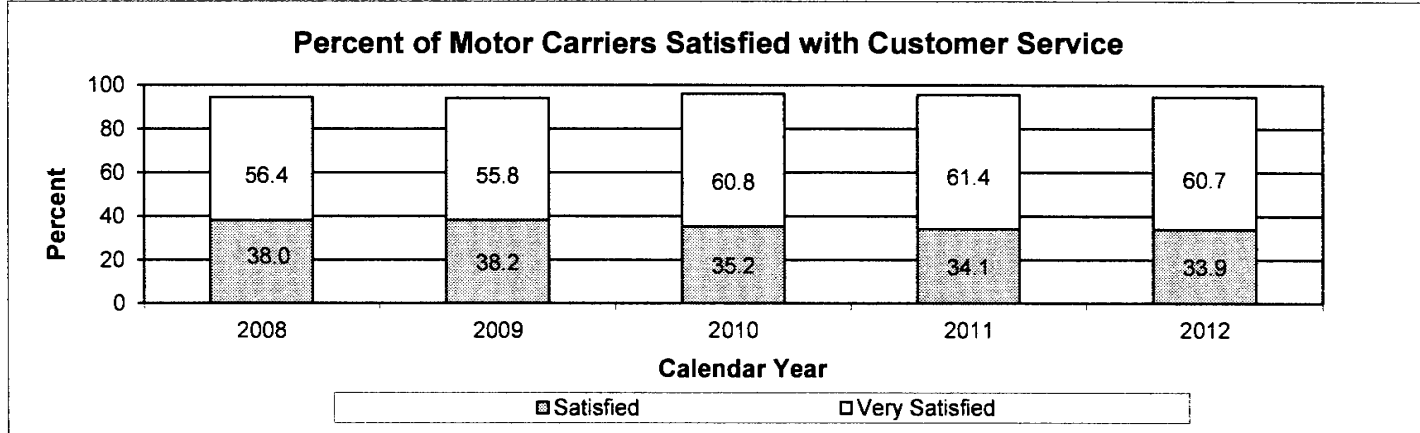
A safety audit is an examination of motor carrier operators that want to enter the business by obtaining a United States Department of Transportation (USDOT) number. Investigators review the operational requirements and gather critical safety data needed to make an assessment of the carrier's safety performance and basic safety management controls.

PROGRAM DESCRIPTION

Department of Transportation
Motor Carrier Safety Assistance Program
 Program is found in the following core budget(s): Maintenance

7c. Provide the number of clients/individuals served, if applicable.
 The number of Motor Carrier Safety Assistance Program Grantees is five for fiscal years 2007 through 2013.

7d. Provide a customer satisfaction measure, if available.



Data for 2013 was not available at the time of publication.

This data is collected in a survey. Eight hundred customers are randomly selected each month. Our vendor ensures a customer is not contacted more than once in a six month period. Respondents identify the services they use when doing business with Motor Carrier Services and indicate their rating for level of service received.

PROGRAM DESCRIPTION

Department of Transportation
Motorcycle Safety Training Program
Program is found in the following core budget(s): Maintenance

1. What does this program do?

MoDOT's Highway Safety Division administers the funds deposited in the Motorcycle Safety Trust Fund. These funds are used to fund the Motorcycle Safety Training Program. State statute requires a \$1 surcharge from all criminal cases, including violations of county ordinances, be deposited into the trust fund.

In calendar year 2013, 4,950 individuals received training through various motorcycle training courses offered through the University of Central Missouri. The training includes basic and advanced riding, motorcycle inspection and care, instructor training and professional development. In addition, the program now has 28 training sites and 148 instructors.

2. What is the authorization for this program, i.e., federal or state statute, etc.? (Include the federal program number, if applicable.)

Section 302.137, RSMo

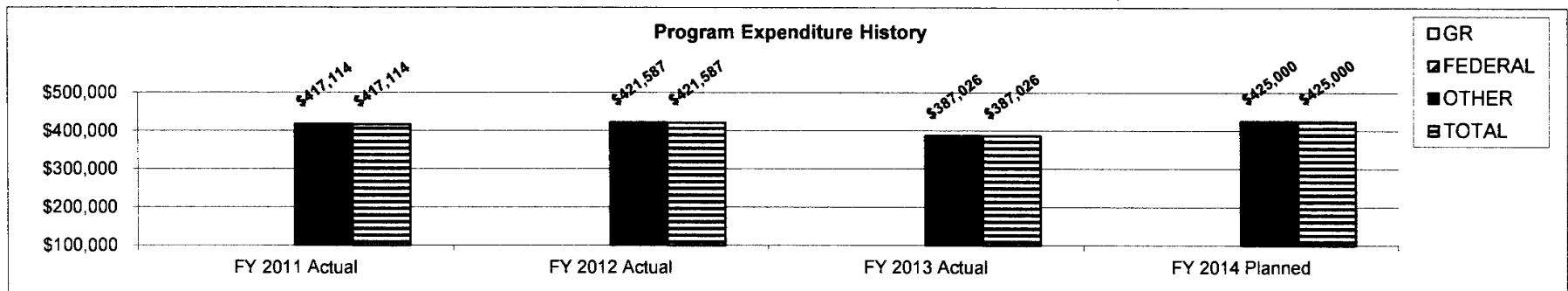
3. Are there federal matching requirements? If yes, please explain.

No.

4. Is this a federally mandated program? If yes, please explain.

No.

5. Provide actual expenditures for the prior three fiscal years and planned expenditures for the current fiscal year.



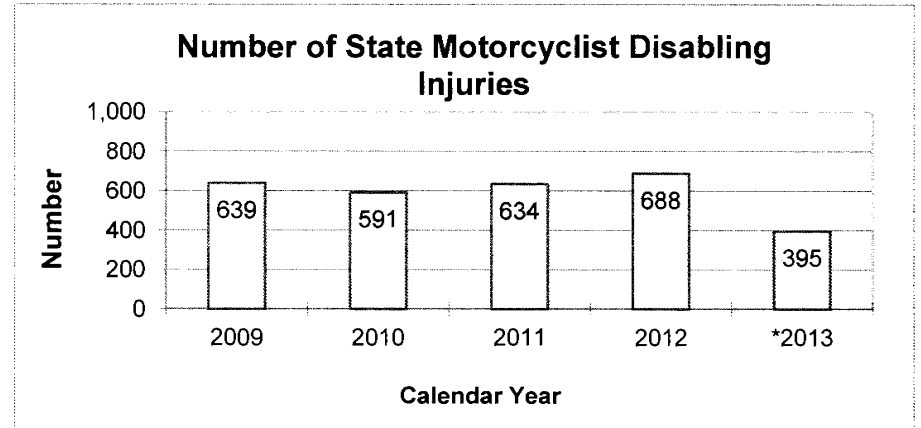
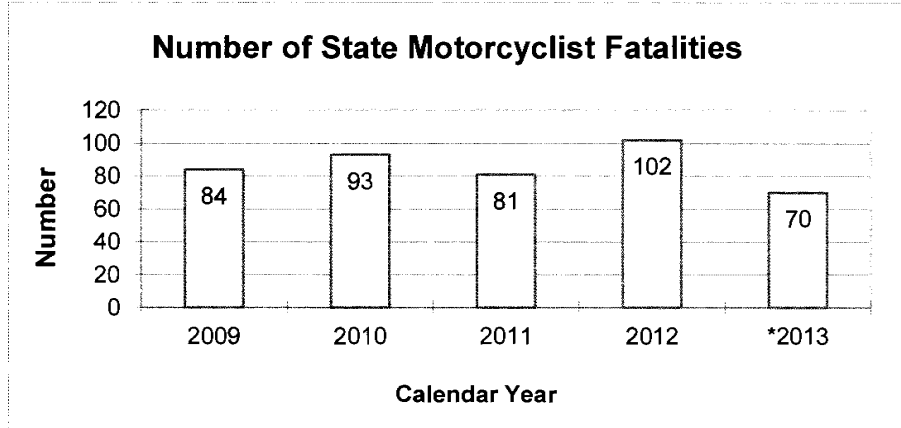
6. What are the sources of the "Other" funds?

Motorcycle Safety Trust Fund (0246)

PROGRAM DESCRIPTION

Department of Transportation
 Motorcycle Safety Training Program
 Program is found in the following core budget(s): Maintenance

7a. Provide an effectiveness measure.

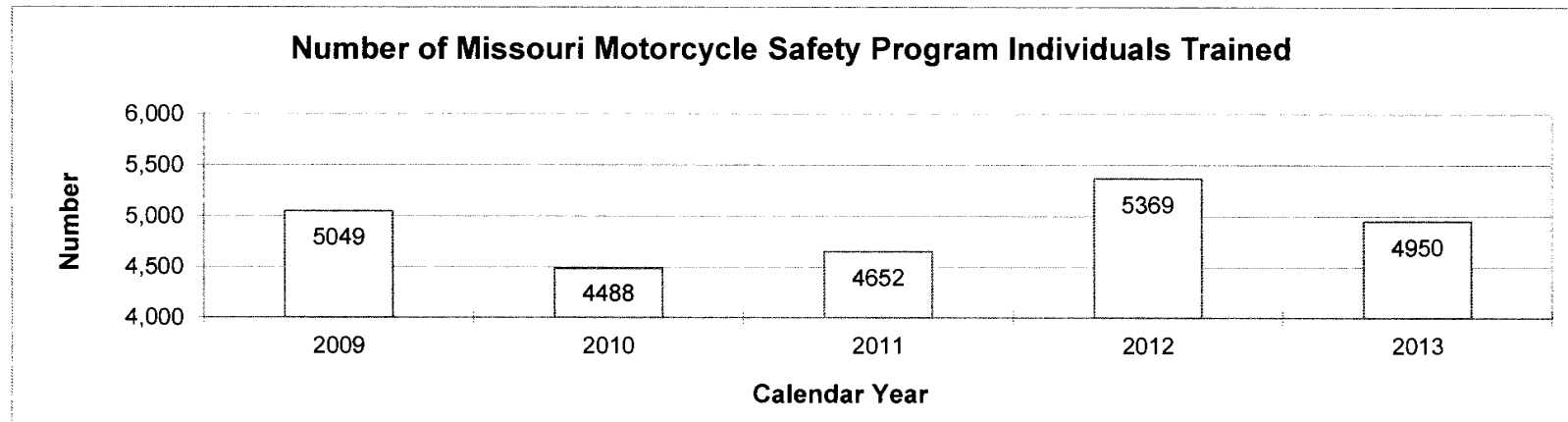


*2013 - Due to a backlog of crash reports in the database, the fatality and serious injury numbers are not complete and the final numbers may change.

7b. Provide an efficiency measure.

N/A

7c. Provide the number of clients/individuals served, if applicable.



7d. Provide a customer satisfaction measure, if available.

N/A

PROGRAM DESCRIPTION

Department of Transportation
Ferryboat Operations Transfer
Program is found in the following core budget(s): Maintenance

1. What does this program do?

Ferryboat Operations are also included in the maintenance core. Often considered "movable bridges," ferryboats provide the public an alternate transportation mode. Currently, two ferryboats receive operating assistance.

2. What is the authorization for this program, i.e., federal or state statute, etc.? (Include the federal program number, if applicable.)

Article IV, Section 30(b) and (c), MO Constitution, 68.035 and 226.220, RSMo

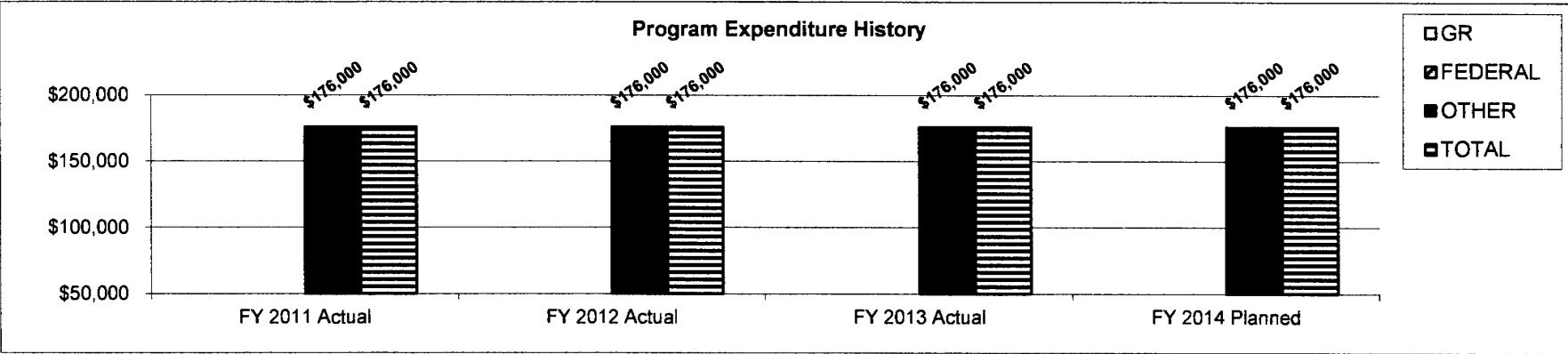
3. Are there federal matching requirements? If yes, please explain.

No.

4. Is this a federally mandated program? If yes, please explain.

No.

5. Provide actual expenditures for the prior three fiscal years and planned expenditures for the current fiscal year.



6. What are the sources of the "Other" funds?

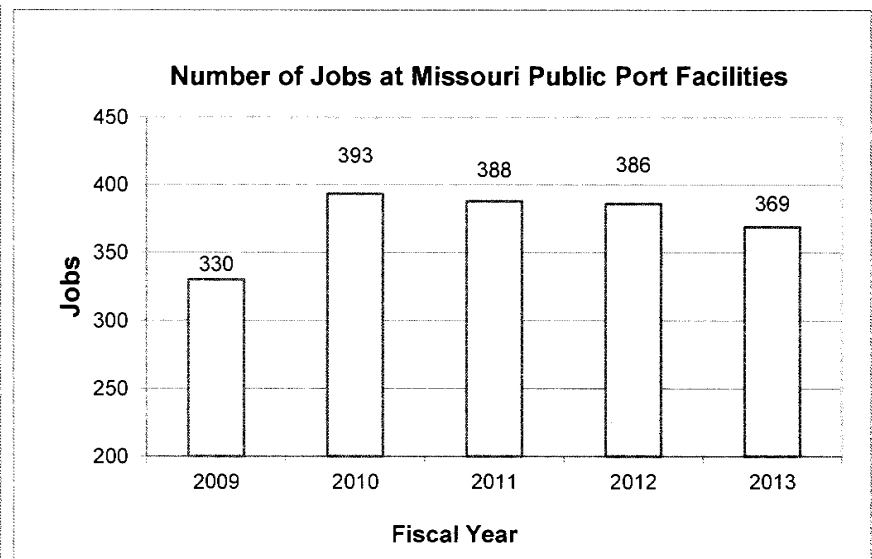
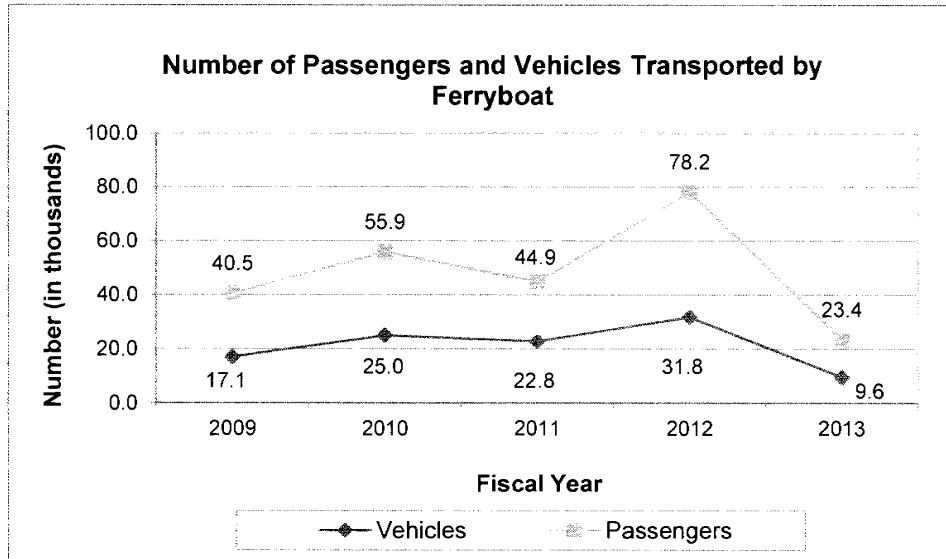
State Road Fund (0320)

PROGRAM DESCRIPTION

Department of Transportation
 Ferryboat Operations Transfer
 Program is found in the following core budget(s): Maintenance

7a. Provide an effectiveness measure.

7b. Provide an efficiency measure.



Ferryboats located in New Bourbon and Mississippi County.

7c. Provide the number of clients/individuals served, if applicable.
 See 7a.

7d. Provide a customer satisfaction measure, if available.
 N/A

NEW DECISION ITEM
RANK: 8 OF 17

Department of Transportation	Budget Unit: Maintenance, Highway Safety, Motor Carrier
Division: Maintenance	
DI Name: Maintenance Expansion	DI# 1605005

1. AMOUNT OF REQUEST

	FY 2015 Budget Request					FY 2015 Governor's Recommendation				
	GR	Federal	Other	Total		GR	Federal	Other	Total	
PS	\$0	\$0	\$0	\$0		\$0	\$0	\$0	\$0	
EE	\$0	\$0	\$5,447,084	\$5,447,084	E	\$0	\$0	\$5,447,084	\$5,447,084	E
PSD	\$0	\$4,000,000	\$21,902	\$4,021,902	E	\$0	\$4,000,000	\$21,902	\$4,021,902	E
Total	\$0	\$4,000,000	\$5,468,986	\$9,468,986		\$0	\$4,000,000	\$5,468,986	\$9,468,986	

FTE	0.00	0.00	0.00	0.00		0.00	0.00	0.00	0.00
------------	-------------	-------------	-------------	-------------	--	-------------	-------------	-------------	-------------

Est. Fringe	\$0	\$0	\$0	\$0		\$0	\$0	\$0	\$0
--------------------	-----	-----	-----	-----	--	-----	-----	-----	-----

Note: Fringes budgeted in House Bill 5 except for certain fringes budgeted directly to MoDOT, Highway Patrol, and Conservation.

Note: Fringes budgeted in House Bill 5 except for certain fringes budgeted directly to MoDOT, Highway Patrol, and Conservation.

Other Funds: State Road Fund (0320), Motorcycle Safety Trust Fund (0246), State Highways and Transportation Fund (0644)

Other Funds: State Road Fund (0320), Motorcycle Safety Trust Fund (0246), State Highways and Transportation Fund (0644)

2. THIS REQUEST CAN BE CATEGORIZED AS:

<input type="checkbox"/> New Legislation	<input type="checkbox"/> New Program	<input type="checkbox"/> Supplemental
<input type="checkbox"/> Federal Mandate	<input checked="" type="checkbox"/> Program Expansion	<input type="checkbox"/> Cost to Continue
<input type="checkbox"/> GR Pick-Up	<input type="checkbox"/> Space Request	<input type="checkbox"/> Equipment Replacement
<input type="checkbox"/> Pay Plan	Other: _____	

3. WHY IS THIS FUNDING NEEDED? PROVIDE AN EXPLANATION FOR ITEMS CHECKED IN #2. INCLUDE THE FEDERAL OR STATE STATUTORY OR CONSTITUTIONAL AUTHORIZATION FOR THIS PROGRAM.

Maintenance expense and equipment (E&E) will increase \$5.5 million of which \$1.1 million is for general liability contributions to the self-insurance fund. The remaining increase is to meet anticipated expenditures. This increase would fund activities, such as snow plowing, mowing of right of way, and pavement repairs. In addition, Highway Fund refunds will be increased to make refunds to motor carriers for overpayments of permits and registration fees and overpayments of fuel taxes.

This expansion item is also being requested for contract reimbursements to local governments associated with highway safety programs. The transportation act, Moving Ahead for Progress in the 21st Century (MAP-21), provided new funds for new highway safety programs.

The Governor's Recommendation is the same amount as the department's request.

NEW DECISION ITEM

RANK: 8 OF 17

Department of Transportation		Budget Unit: Maintenance, Highway Safety, Motor Carrier	
Division: Maintenance			
DI Name: Maintenance Expansion	DI# 1605005		

4. DESCRIBE THE DETAILED ASSUMPTIONS USED TO DERIVE THE SPECIFIC REQUESTED AMOUNT. (How did you determine that the requested number of FTE were appropriate? From what source or standard did you derive the requested levels of funding? Were alternatives such as outsourcing or automation considered? If based on new legislation, does request tie to TAFP fiscal note? If not, explain why. Detail which portions of the request are one-times and how those amounts were calculated.)

This expansion item is based upon an increase of \$1.1 million for general liability contributions to the self-insurance fund and general cost increases (Maintenance). The \$4,000,000 in fiscal year 2015 is based on new funding for new programs (Highway Safety). The \$10,240 is for MoDOT to refund to motor carriers overpayments of permits and registration fees and overpayments of fuel taxes and is based on increases of 7 percent over the last two years.

5. BREAK DOWN THE REQUEST BY BUDGET OBJECT CLASS, JOB CLASS, AND FUND SOURCE. IDENTIFY ONE-TIME COSTS.

Budget Object Class	Job Class	Dept Req GR DOLLARS	Dept Req GR FTE	Dept Req FED DOLLARS	Dept Req FED FTE	Dept Req OTHER DOLLARS	Dept Req OTHER FTE	Dept Req TOTAL DOLLARS	Dept Req TOTAL FTE	Dept Req One-Time DOLLARS
								\$0	0.0	
								\$0	0.0	\$0
Total PS		\$0	0.0	\$0	0.0	\$0	0.0	\$0	0.0	\$0
180						\$400,000		\$400,000		
190						\$1,000,000		\$1,000,000		
320						\$3,097		\$3,097		
340						\$100,000		\$100,000		
400						\$900,000		\$900,000		
420						\$300,000		\$300,000		
430						\$100,000		\$100,000		
480						\$6,033		\$6,033		
560						\$1,120		\$1,120		
580						\$1,415		\$1,415		
590						\$434,619		\$434,619		
640						\$800,000		\$800,000		
680						\$800		\$800		

NEW DECISION ITEM
RANK: 8 OF 17

Department of Transportation		Budget Unit: Maintenance, Highway Safety, Motor Carrier								
Division: Maintenance										
DI Name: Maintenance Expansion		DI# 1605005								
690						\$300,000		\$300,000		
740						\$1,100,000		\$1,100,000		
Total EE		\$0		\$0		\$5,447,084		\$5,447,084	\$0	
660						\$210		\$210		
780						\$19,932		\$19,932		
800				\$4,000,000		\$1,760		\$4,001,760		
Total PSD		\$0		\$4,000,000		\$21,902		\$4,021,902	\$0	
0								\$0		
Total TRF		\$0		\$0		\$0		\$0	\$0	
Grand Total		\$0	0.0	\$4,000,000	0.0	\$5,468,986	0.0	\$9,468,986	0.0	
Budget Object Class	Job Class	Gov Req GR DOLLARS	Gov Req GR FTE	Gov Req FED DOLLARS	Gov Req FED FTE	Gov Req OTHER DOLLARS	Gov Req OTHER FTE	Gov Req TOTAL DOLLARS	Gov Req TOTAL FTE	Gov Req One-Time DOLLARS
Total PS		\$0	0.0	\$0	0.0	\$0	0.0	\$0	0.0	\$0
180						\$400,000		\$400,000		
190						\$1,000,000		\$1,000,000		
320						\$3,097		\$3,097		
340						\$100,000		\$100,000		
400						\$900,000		\$900,000		
420						\$300,000		\$300,000		
430						\$100,000		\$100,000		
480						\$6,033		\$6,033		
560						\$1,120		\$1,120		
580						\$1,415		\$1,415		
590						\$434,619		\$434,619		
640						\$800,000		\$800,000		
680						\$800		\$800		

NEW DECISION ITEM
RANK: 8 OF 17

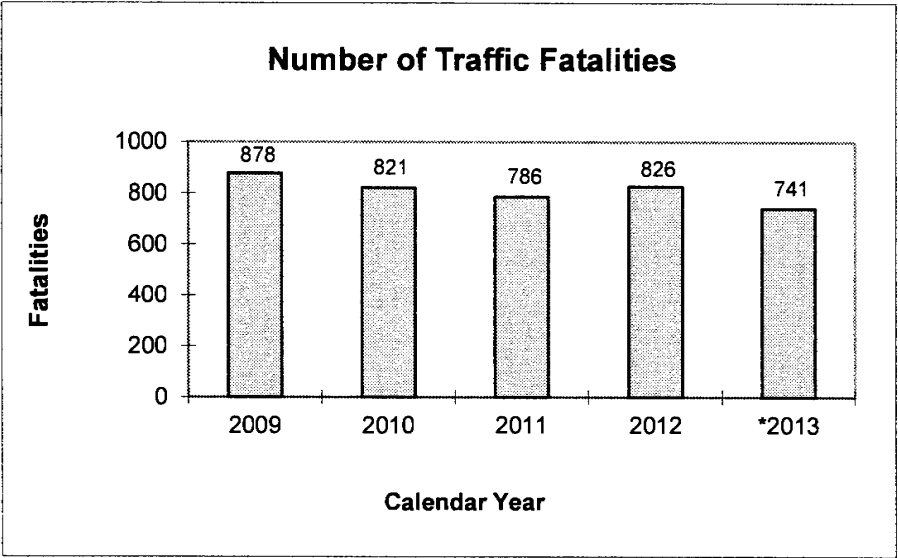
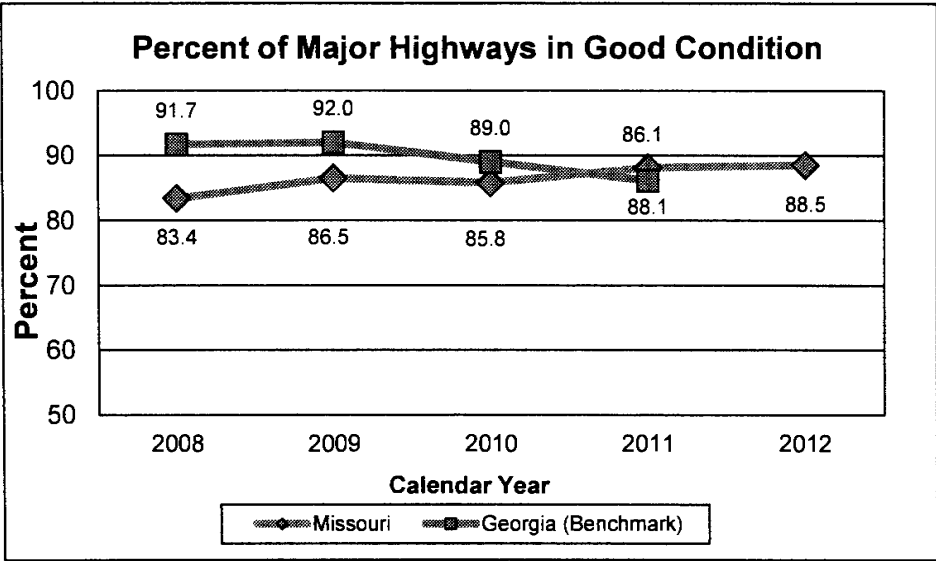
Department of Transportation				Budget Unit: Maintenance, Highway Safety, Motor Carrier			
Division: Maintenance							
DI Name: Maintenance Expansion		DI# 1605005					
690				\$300,000	\$300,000		
740				\$1,100,000	\$1,100,000		
Total EE	\$0	\$0		\$5,447,084	\$5,447,084		\$0
660				\$210	\$210		
780				\$19,932	\$19,932		
800		\$4,000,000		\$1,760	\$4,001,760		
Total PSD	\$0	\$4,000,000		\$21,902	\$4,021,902		\$0
			\$0		\$0		
Total TRF	\$0	\$0		\$0	\$0		\$0
Grand Total	\$0	0.0	\$4,000,000	0.0	\$5,468,986	0.0	\$9,468,986
						0.0	\$0

NEW DECISION ITEM
RANK: 8 OF 17

Department Transportation	Budget Unit: Maintenance, Highway Safety, Motor Carrier
Division: Maintenance	
DI Name: Maintenance Expansion	DI# 1605005

6. PERFORMANCE MEASURES (If new decision item has an associated core, separately identify projected performance with & without additional funding.)

6a. Provide an effectiveness measure.



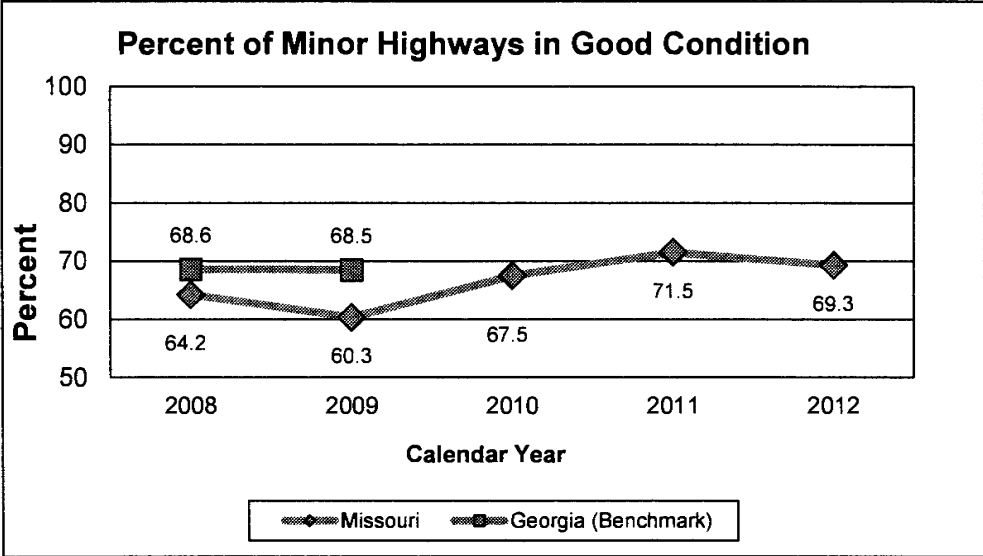
Data for 2013 was not available at the time of publication.
 Source data for Georgia comes from FHWA highway statistics. Georgia data is based only on pavement smoothness (IRI) submitted as part of the Highway Performance Monitoring System.

*2013 - Due to a backlog of crash reports in the database, the fatalities numbers are not complete and the final numbers may change.

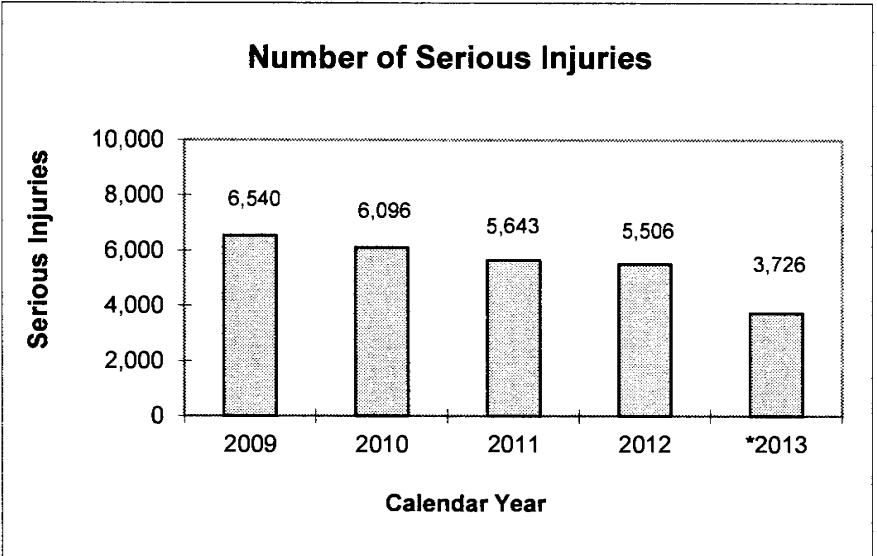
NEW DECISION ITEM
RANK: 8 OF 17

Department Transportation Budget Unit: Maintenance, Highway Safety, Motor Carrier
Division: Maintenance
DI Name: Maintenance Expansion DI# 1605005

6b. Provide an efficiency measure.



Data for 2013 was not available at the time of publication.
Source data for Georgia comes from FHWA highway statistics. Georgia data is based only on pavement smoothness (IRI) submitted as part of the Highway Performance Monitoring System.



*2013 - Due to a backlog of crash reports in the database, the serious injury numbers are not complete and the final numbers may change.

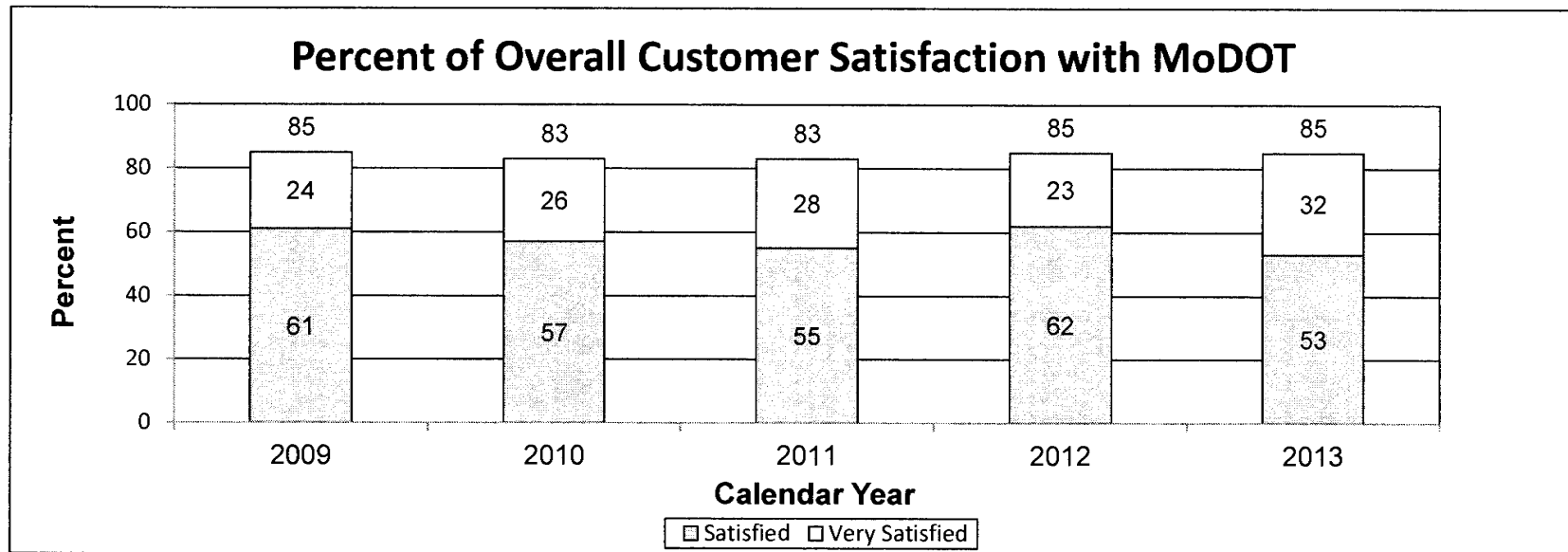
6c. Provide the number of clients/individuals served, if applicable.

N/A

NEW DECISION ITEM
 RANK: 8 OF 17

Department Transportation	Budget Unit: Maintenance, Highway Safety, Motor Carrier
Division: Maintenance	
DI Name: Maintenance Expansion	DI# 1605005

6d. Provide a customer satisfaction measure, if available.



This data is collected annually from over 3,500 random adult telephone interviews.

MoDOT's customer is the public. This measure tracks MoDOT's progress toward the mission of delighting its customers.

NEW DECISION ITEM
RANK: 8 OF 17

Department of Transportation	Budget Unit: Maintenance, Highway Safety, Motor Carrier
Division: Maintenance	
DI Name: Maintenance Expansion	DI# 1605005

7. STRATEGIES TO ACHIEVE THE PERFORMANCE MEASUREMENT TARGETS:

These funding sources will be used on initiatives identified in the Missouri's Blueprint to Save More Lives.

MoDOT will continue to maintain the quality and safety of the state's transportation system and build trust and confidence with the public.

DECISION ITEM DETAIL

Budget Unit	FY 2013	FY 2013	FY 2014	FY 2014	FY 2015	FY 2015	FY 2015	FY 2015
Decision Item	ACTUAL	ACTUAL	BUDGET	BUDGET	DEPT REQ	DEPT REQ	GOV REC	GOV REC
Budget Object Class	DOLLAR	FTE	DOLLAR	FTE	DOLLAR	FTE	DOLLAR	FTE
MAINTENANCE								
Maint E&E Road Fund - 1605005								
FUEL & UTILITIES	0	0.00	0	0.00	400,000	0.00	400,000	0.00
SUPPLIES	0	0.00	0	0.00	1,000,000	0.00	1,000,000	0.00
PROFESSIONAL DEVELOPMENT	0	0.00	0	0.00	3,097	0.00	3,097	0.00
COMMUNICATION SERV & SUPP	0	0.00	0	0.00	100,000	0.00	100,000	0.00
PROFESSIONAL SERVICES	0	0.00	0	0.00	900,000	0.00	900,000	0.00
HOUSEKEEPING & JANITORIAL SERV	0	0.00	0	0.00	300,000	0.00	300,000	0.00
M&R SERVICES	0	0.00	0	0.00	100,000	0.00	100,000	0.00
COMPUTER EQUIPMENT	0	0.00	0	0.00	6,033	0.00	6,033	0.00
MOTORIZED EQUIPMENT	0	0.00	0	0.00	1,120	0.00	1,120	0.00
OFFICE EQUIPMENT	0	0.00	0	0.00	1,415	0.00	1,415	0.00
OTHER EQUIPMENT	0	0.00	0	0.00	434,619	0.00	434,619	0.00
PROPERTY & IMPROVEMENTS	0	0.00	0	0.00	800,000	0.00	800,000	0.00
BUILDING LEASE PAYMENTS	0	0.00	0	0.00	800	0.00	800	0.00
EQUIPMENT RENTALS & LEASES	0	0.00	0	0.00	300,000	0.00	300,000	0.00
MISCELLANEOUS EXPENSES	0	0.00	0	0.00	1,100,000	0.00	1,100,000	0.00
TOTAL - EE	0	0.00	0	0.00	5,447,084	0.00	5,447,084	0.00
PROGRAM DISTRIBUTIONS	0	0.00	0	0.00	1,760	0.00	1,760	0.00
DEBT SERVICE	0	0.00	0	0.00	210	0.00	210	0.00
REFUNDS	0	0.00	0	0.00	9,692	0.00	19,932	0.00
TOTAL - PD	0	0.00	0	0.00	11,662	0.00	21,902	0.00
GRAND TOTAL	\$0	0.00	\$0	0.00	\$5,458,746	0.00	\$5,468,986	0.00
GENERAL REVENUE	\$0	0.00	\$0	0.00	\$0	0.00	\$0	0.00
FEDERAL FUNDS	\$0	0.00	\$0	0.00	\$0	0.00	\$0	0.00
OTHER FUNDS	\$0	0.00	\$0	0.00	\$5,458,746	0.00	\$5,468,986	0.00

DECISION ITEM DETAIL

Budget Unit	FY 2013	FY 2013	FY 2014	FY 2014	FY 2015	FY 2015	FY 2015	FY 2015
Decision Item	ACTUAL	ACTUAL	BUDGET	BUDGET	DEPT REQ	DEPT REQ	GOV REC	GOV REC
Budget Object Class	DOLLAR	FTE	DOLLAR	FTE	DOLLAR	FTE	DOLLAR	FTE
HIGHWAY SAFETY GRANTS								
Maint E&E Road Fund - 1605005								
PROGRAM DISTRIBUTIONS	0	0.00	0	0.00	4,000,000	0.00	4,000,000	0.00
TOTAL - PD	0	0.00	0	0.00	4,000,000	0.00	4,000,000	0.00
GRAND TOTAL	\$0	0.00	\$0	0.00	\$4,000,000	0.00	\$4,000,000	0.00
GENERAL REVENUE	\$0	0.00	\$0	0.00	\$0	0.00	\$0	0.00
FEDERAL FUNDS	\$0	0.00	\$0	0.00	\$4,000,000	0.00	\$4,000,000	0.00
OTHER FUNDS	\$0	0.00	\$0	0.00	\$0	0.00	\$0	0.00

DECISION ITEM DETAIL

Budget Unit	FY 2013	FY 2013	FY 2014	FY 2014	FY 2015	FY 2015	FY 2015	FY 2015
Decision Item	ACTUAL	ACTUAL	BUDGET	BUDGET	DEPT REQ	DEPT REQ	GOV REC	GOV REC
Budget Object Class	DOLLAR	FTE	DOLLAR	FTE	DOLLAR	FTE	DOLLAR	FTE
MOTOR CARRIER REFUNDS								
Maint E&E Road Fund - 1605005								
REFUNDS	0	0.00	0	0.00	10,240	0.00	0	0.00
TOTAL - PD	0	0.00	0	0.00	10,240	0.00	0	0.00
GRAND TOTAL	\$0	0.00	\$0	0.00	\$10,240	0.00	\$0	0.00
GENERAL REVENUE	\$0	0.00	\$0	0.00	\$0	0.00		0.00
FEDERAL FUNDS	\$0	0.00	\$0	0.00	\$0	0.00		0.00
OTHER FUNDS	\$0	0.00	\$0	0.00	\$10,240	0.00		0.00

DECISION ITEM SUMMARY

Budget Unit	FY 2013	FY 2013	FY 2014	FY 2014	FY 2015	FY 2015	FY 2015	FY 2015
Decision Item	ACTUAL	ACTUAL	BUDGET	BUDGET	DEPT REQ	DEPT REQ	GOV REC	GOV REC
Budget Object Summary	DOLLAR	FTE	DOLLAR	FTE	DOLLAR	FTE	DOLLAR	FTE
Fund	DOLLAR	FTE	DOLLAR	FTE	DOLLAR	FTE	DOLLAR	FTE
HIGHWAY SAFETY FUND TRANSFER								
CORE								
FUND TRANSFERS								
DEPT OF TRANSPORT HWY SAFETY	0	0.00	30,000,000	0.00	30,000,000	0.00	30,000,000	0.00
TOTAL - TRF	0	0.00	30,000,000	0.00	30,000,000	0.00	30,000,000	0.00
TOTAL	0	0.00	30,000,000	0.00	30,000,000	0.00	30,000,000	0.00
GRAND TOTAL	\$0	0.00	\$30,000,000	0.00	\$30,000,000	0.00	\$30,000,000	0.00

CORE DECISION ITEM

Department of Transportation	Budget Unit: <u>Maintenance</u>
Division: <u>Maintenance</u>	
Core: <u>Highway Safety Fund Transfer</u>	

1. CORE FINANCIAL SUMMARY

	FY 2015 Budget Request					FY 2015 Governor's Recommendation			
	GR	Federal	Other	Total		GR	Federal	Other	Total
PS	\$0	\$0	\$0	\$0	PS	\$0	\$0	\$0	\$0
EE	\$0	\$0	\$0	\$0	EE	\$0	\$0	\$0	\$0
PSD	\$0	\$0	\$0	\$0	PSD	\$0	\$0	\$0	\$0
TRF	\$0	\$30,000,000	\$0	\$30,000,000	TRF	\$0	\$30,000,000	\$0	\$30,000,000
Total	\$0	\$30,000,000	\$0	\$30,000,000	Total	\$0	\$30,000,000	\$0	\$30,000,000
FTE	0.00	0.00	0.00	0.00	FTE	0.00	0.00	0.00	0.00

Est. Fringe	\$0	\$0	\$0	\$0	\$0
--------------------	-----	-----	-----	-----	-----

Note: Fringes budgeted in House Bill 5 except for certain fringes budgeted directly to MoDOT, Highway Patrol, and Conservation.

Est. Fringe	\$0	\$0	\$0	\$0	\$0
--------------------	-----	-----	-----	-----	-----

Note: Fringes budgeted in House Bill 5 except for certain fringes budgeted directly to MoDOT, Highway Patrol, and Conservation.

Other Funds:

Other Funds:

2. CORE DESCRIPTION

MoDOT requests funds be transferred from the Highway Safety Federal Fund (0149) to the State Road Fund (0320). This transfer is required because Missouri state laws are not in compliance with federal guidelines. Pursuant to Title 23 U.S.C. Section 154, Open Container Requirements, a transfer of two and a half percent of National Highway Performance and Surface Transportation Program apportionments must be used for educational safety or hazard elimination roadway projects due to Missouri not having laws in accordance with federal guidelines. These federal funds will be transferred to the State Road Fund for expenditures associated with hazard elimination roadway projects.

The Governor's Recommendation is the same amount as the department's request.

3. PROGRAM LISTING (list programs included in this core funding)

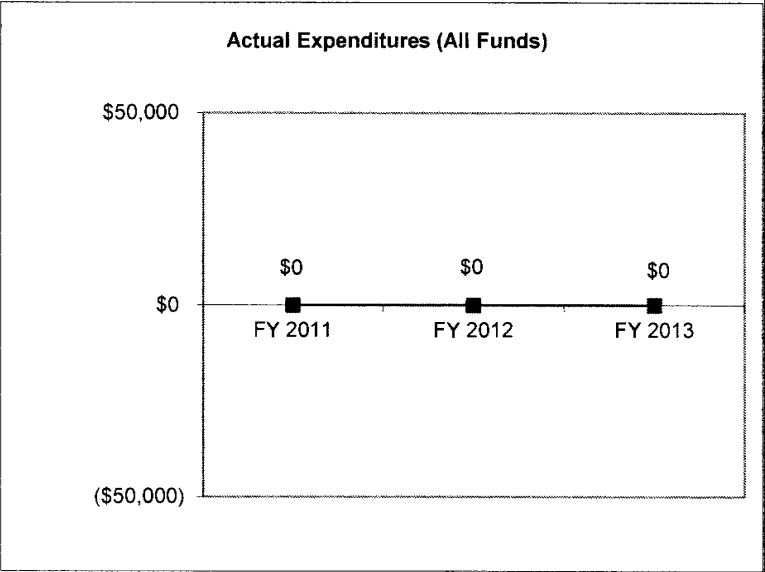
N/A

CORE DECISION ITEM

Department of Transportation	Budget Unit: Maintenance
Division: Maintenance	
Core: Highway Safety Fund Transfer	

4. FINANCIAL HISTORY

	FY 2011 Actual	FY 2012 Actual	FY 2013 Actual	FY 2014 Current Yr.
Appropriation (All Funds)	\$0	\$0	\$0	\$30,000,000
Less Reverted (All Funds)	\$0	\$0	\$0	N/A
Budget Authority (All Funds)	\$0	\$0	\$0	N/A
Actual Expenditures (All Funds)	\$0	\$0	\$0	N/A
Unexpended (All Funds)	\$0	\$0	\$0	N/A
Unexpended, by Fund:				
General Revenue	\$0	\$0	\$0	N/A
Federal	\$0	\$0	\$0	N/A
Other	\$0	\$0	\$0	N/A



Reverted includes Governor's standard 3 percent reserve (when applicable) and any extraordinary withholdings.

CORE RECONCILIATION

**STATE
HIGHWAY SAFETY FUND TRANSFER**

5. CORE RECONCILIATION

	Budget Class	FTE	GR	Federal	Other	Total	Explanation
TAFP AFTER VETOES	TRF	0.00	0	30,000,000	0	30,000,000	
	Total	0.00	0	30,000,000	0	30,000,000	
DEPARTMENT CORE REQUEST	TRF	0.00	0	30,000,000	0	30,000,000	
	Total	0.00	0	30,000,000	0	30,000,000	
GOVERNOR'S RECOMMENDED CORE	TRF	0.00	0	30,000,000	0	30,000,000	
	Total	0.00	0	30,000,000	0	30,000,000	

DECISION ITEM DETAIL

Budget Unit	FY 2013	FY 2013	FY 2014	FY 2014	FY 2015	FY 2015	FY 2015	FY 2015
Decision Item	ACTUAL	ACTUAL	BUDGET	BUDGET	DEPT REQ	DEPT REQ	GOV REC	GOV REC
Budget Object Class	DOLLAR	FTE	DOLLAR	FTE	DOLLAR	FTE	DOLLAR	FTE
HIGHWAY SAFETY FUND TRANSFER								
CORE								
TRANSFERS OUT	0	0.00	30,000,000	0.00	30,000,000	0.00	30,000,000	0.00
TOTAL - TRF	0	0.00	30,000,000	0.00	30,000,000	0.00	30,000,000	0.00
GRAND TOTAL	\$0	0.00	\$30,000,000	0.00	\$30,000,000	0.00	\$30,000,000	0.00
GENERAL REVENUE	\$0	0.00	\$0	0.00	\$0	0.00	\$0	0.00
FEDERAL FUNDS	\$0	0.00	\$30,000,000	0.00	\$30,000,000	0.00	\$30,000,000	0.00
OTHER FUNDS	\$0	0.00	\$0	0.00	\$0	0.00	\$0	0.00

PROGRAM DESCRIPTION

Department of Transportation
Highway Safety Fund Transfer
Program is found in the following core budget(s): Maintenance

1. What does this program do?

This transfer is required because Missouri state laws are not in compliance with federal guidelines. Pursuant to Title 23 USC Section 154, Open Container Requirements, a transfer of two and a half percent of National Highway System and Surface Transportation program apportionments must be used for educational safety or hazard elimination roadway projects with a goal to reduce fatality and injury on Missouri's roads. These federal funds will be transferred to the State Road Fund for expenditures associated with hazard elimination roadway projects.

2. What is the authorization for this program, i.e., federal or state statute, etc.? (Include the federal program number, if applicable.)

Title USC 401-412


3. Are there federal matching requirements? If yes, please explain.

No.

4. Is this a federally mandated program? If yes, please explain.

No.

5. Provide actual expenditures for the prior three fiscal years and planned expenditures for the current fiscal year.



6. What are the sources of the "Other " funds?

N/A

7a. Provide an effectiveness measure.

N/A

7b. Provide an efficiency measure.

N/A

7c. Provide the number of clients/individuals served, if applicable.

N/A

7d. Provide a customer satisfaction measure, if available.

N/A

DECISION ITEM SUMMARY

Budget Unit									
Decision Item	FY 2013	FY 2013	FY 2014	FY 2014	FY 2015	FY 2015	FY 2015	FY 2015	FY 2015
Budget Object Summary	ACTUAL	ACTUAL	BUDGET	BUDGET	DEPT REQ	DEPT REQ	GOV REC	GOV REC	GOV REC
Fund	DOLLAR	FTE	DOLLAR	FTE	DOLLAR	FTE	DOLLAR	FTE	DOLLAR
FLEET,FACILITIES&INFO SYSTEMS									
CORE									
PERSONAL SERVICES									
STATE ROAD	10,443,125	223.46	13,825,716	299.25	13,825,716	299.25	13,825,716	299.25	299.25
TOTAL - PS	10,443,125	223.46	13,825,716	299.25	13,825,716	299.25	13,825,716	299.25	299.25
EXPENSE & EQUIPMENT									
STATE ROAD	51,283,836	0.00	57,744,421	0.00	57,744,421	0.00	57,744,421	0.00	0.00
TOTAL - EE	51,283,836	0.00	57,744,421	0.00	57,744,421	0.00	57,744,421	0.00	0.00
PROGRAM-SPECIFIC									
STATE ROAD	373,742	0.00	1,005,378	0.00	1,005,378	0.00	1,005,378	0.00	0.00
TOTAL - PD	373,742	0.00	1,005,378	0.00	1,005,378	0.00	1,005,378	0.00	0.00
TOTAL	62,100,703	223.46	72,575,515	299.25	72,575,515	299.25	72,575,515	299.25	299.25
Pay Plan FY14-Cost to Continue - 0000014									
PERSONAL SERVICES									
STATE ROAD	0	0.00	0	0.00	74,813	0.00	74,813	0.00	0.00
TOTAL - PS	0	0.00	0	0.00	74,813	0.00	74,813	0.00	0.00
TOTAL	0	0.00	0	0.00	74,813	0.00	74,813	0.00	0.00
Pay Plan FY15-COLA - 0000015									
PERSONAL SERVICES									
STATE ROAD	0	0.00	0	0.00	0	0.00	191,132	0.00	0.00
TOTAL - PS	0	0.00	0	0.00	0	0.00	191,132	0.00	0.00
TOTAL	0	0.00	0	0.00	0	0.00	191,132	0.00	0.00
FFIS E&E Road Fund - 1605008									
EXPENSE & EQUIPMENT									
STATE ROAD	0	0.00	0	0.00	1,128,268	0.00	1,128,268	0.00	0.00
TOTAL - EE	0	0.00	0	0.00	1,128,268	0.00	1,128,268	0.00	0.00
PROGRAM-SPECIFIC									

DECISION ITEM SUMMARY

Budget Unit								
Decision Item	FY 2013	FY 2013	FY 2014	FY 2014	FY 2015	FY 2015	FY 2015	FY 2015
Budget Object Summary	ACTUAL	ACTUAL	BUDGET	BUDGET	DEPT REQ	DEPT REQ	GOV REC	GOV REC
Fund	DOLLAR	FTE	DOLLAR	FTE	DOLLAR	FTE	DOLLAR	FTE
FLEET,FACILITIES&INFO SYSTEMS								
FFIS E&E Road Fund - 1605008								
PROGRAM-SPECIFIC								
STATE ROAD	0	0.00	0	0.00	46,728	0.00	46,728	0.00
TOTAL - PD	0	0.00	0	0.00	46,728	0.00	46,728	0.00
TOTAL	0	0.00	0	0.00	1,174,996	0.00	1,174,996	0.00
GRAND TOTAL	\$62,100,703	223.46	\$72,575,515	299.25	\$73,825,324	299.25	\$74,016,456	299.25

CORE DECISION ITEM

Department of Transportation	Budget Unit: Fleet, Facilities & Info Systems
Division: Fleet, Facilities & Info Systems	
Core: Fleet, Facilities & Info Systems	

1. CORE FINANCIAL SUMMARY

	FY 2015 Budget Request					FY 2015 Governor's Recommendation					
	GR	Federal	Other	Total		GR	Federal	Other	Total		
PS	\$0	\$0	\$13,825,716	\$13,825,716	E	PS	\$0	\$0	\$13,825,716	\$13,825,716	E
EE	\$0	\$0	\$57,744,421	\$57,744,421	E	EE	\$0	\$0	\$57,744,421	\$57,744,421	E
PSD	\$0	\$0	\$1,005,378	\$1,005,378	E	PSD	\$0	\$0	\$1,005,378	\$1,005,378	E
Total	\$0	\$0	\$72,575,515	\$72,575,515		Total	\$0	\$0	\$72,575,515	\$72,575,515	
FTE	0.00	0.00	299.25	299.25		FTE	0.00	0.00	0.00	0.00	

HB 4	\$0	\$0	\$10,124,540	\$10,124,540
HB 5	\$0	\$0	\$1,089,466	\$1,089,466

HB 4	\$0	\$0	\$10,505,415	\$10,505,415
HB 5	\$0	\$0	\$1,089,466	\$1,089,466

Note: Fringes budgeted in House Bill 5 except for certain fringes budgeted directly to MoDOT, Highway Patrol, and Conservation.

Note: Fringes budgeted in House Bill 5 except for certain fringes budgeted directly to MoDOT, Highway Patrol, and Conservation.

Other Funds: State Road Fund (0320)

Other Funds: State Road Fund (0320)

2. CORE DESCRIPTION

This appropriation covers the costs associated with fleet, facilities and information systems.

MoDOT maintains a fleet of vehicles and equipment and buildings throughout the state with estimated replacement values of \$400 million and \$675 million, respectively. Efficient and effective operations require organized support in fleet management, facilities management, procurement and other services.

MoDOT also maintains a large investment in information technology such as computer equipment and software which is essential to carry out normal day-to-day operations. Installed information technology components require routine maintenance to stay operational and eventual replacement is necessary to ensure adequate performance. Software applications all require routine maintenance and, as needed, enhancements to improve functionality or to perform additional tasks needed to conduct business.

The Governor's Recommendation is the same amount as the department's request. The Governor's Recommended Cost of Living Adjustment and related fringe benefits are in the Gov Rec COLA and Gov Rec COLA Fringe Benefits tabs, respectively.

3. PROGRAM LISTING (list programs included in this core funding)

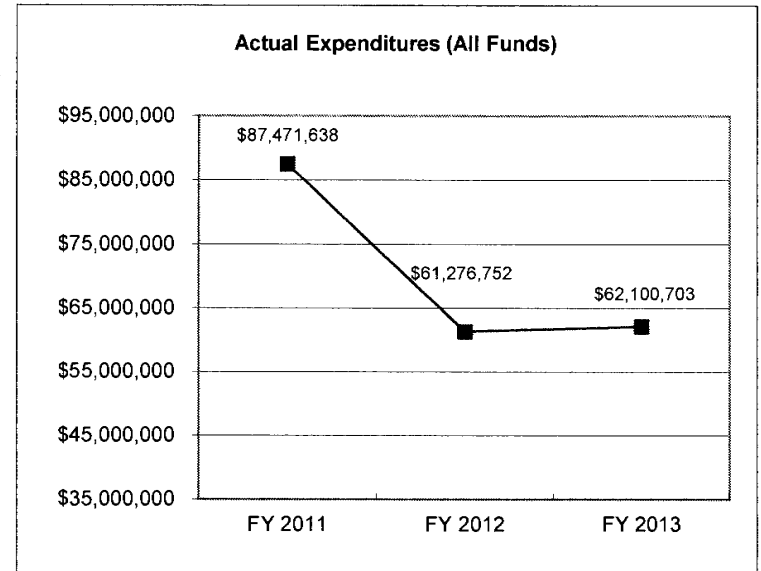
Fleet equipment purchases and related support	Office supplies for Districts and Central Office
Computer system purchases and related support	Repair, maintenance, housekeeping and utilities of district and
Use of consumable inventory by Central Office and district warehouses	Central Office buildings
Capital improvement program for buildings	

CORE DECISION ITEM

Department of Transportation	Budget Unit: Fleet, Facilities & Info Systems
Division: Fleet, Facilities & Info Systems	
Core: Fleet, Facilities & Info Systems	

4. FINANCIAL HISTORY

	FY 2011 Actual	FY 2012 Actual	FY 2013 Actual	FY 2014 Current Yr.
Appropriation (All Funds)	\$102,707,477	\$94,198,651	\$80,011,953	\$72,575,515
Less Reverted (All Funds)	\$0	\$0	\$0	N/A
Budget Authority (All Funds)	\$102,707,477	\$94,198,651	\$80,011,953	N/A
Actual Expenditures (All Funds)	\$87,471,638	\$61,276,752	\$62,100,703	N/A
Unexpended (All Funds)	\$15,235,839	\$32,921,899	\$17,911,250	N/A
Unexpended, by Fund:				
General Revenue	\$0	\$0	\$0	N/A
Federal	\$0	\$0	\$0	N/A
Other	\$15,235,839	\$32,921,899	\$17,911,250	N/A



Reverted includes Governor's standard 3 percent reserve (when applicable) and any extraordinary withholdings.

NOTES:

CORE RECONCILIATION

STATE
FLEET,FACILITIES&INFO SYSTEMS

5. CORE RECONCILIATION

	Budget Class	FTE	GR	Federal	Other	Total	Explanation
TAFP AFTER VETOES							
	PS	299.25	0	0	13,825,716	13,825,716	
	EE	0.00	0	0	57,744,421	57,744,421	
	PD	0.00	0	0	1,005,378	1,005,378	
	Total	299.25	0	0	72,575,515	72,575,515	
DEPARTMENT CORE REQUEST							
	PS	299.25	0	0	13,825,716	13,825,716	
	EE	0.00	0	0	57,744,421	57,744,421	
	PD	0.00	0	0	1,005,378	1,005,378	
	Total	299.25	0	0	72,575,515	72,575,515	
GOVERNOR'S RECOMMENDED CORE							
	PS	299.25	0	0	13,825,716	13,825,716	
	EE	0.00	0	0	57,744,421	57,744,421	
	PD	0.00	0	0	1,005,378	1,005,378	
	Total	299.25	0	0	72,575,515	72,575,515	

DECISION ITEM DETAIL

Budget Unit	FY 2013	FY 2013	FY 2014	FY 2014	FY 2015	FY 2015	FY 2015	FY 2015
Decision Item	ACTUAL	ACTUAL	BUDGET	BUDGET	DEPT REQ	DEPT REQ	GOV REC	GOV REC
Budget Object Class	DOLLAR	FTE	DOLLAR	FTE	DOLLAR	FTE	DOLLAR	FTE
FLEET,FACILITIES&INFO SYSTEMS								
CORE								
OFFICE ASSISTANT	0	0.00	88,500	2.00	88,500	2.00	88,500	2.00
SENIOR OFFICE ASSISTANT	54,945	1.76	93,178	3.00	93,178	3.00	93,178	3.00
EXECUTIVE ASSISTANT	42,381	1.13	78,768	2.00	78,768	2.00	78,768	2.00
GENERAL SERVICES TECHNICIAN	94,363	3.00	256,440	8.00	256,440	8.00	256,440	8.00
SENIOR GENERAL SERVICES TECHN	449,646	12.72	587,828	16.00	587,828	16.00	587,828	16.00
SENIOR SUPPLY AGENT	255,093	7.35	581,372	16.00	581,372	16.00	581,372	16.00
INFORMATION SYSTEMS TECHNICIAN	61,833	2.00	62,372	2.00	62,372	2.00	62,372	2.00
INTERMEDIATE IS TECHNICIAN	59,674	1.87	133,608	4.00	133,608	4.00	133,608	4.00
SENIOR INF SYSTEMS TECHNICIAN	58,654	1.66	222,140	6.00	222,140	6.00	222,140	6.00
SENIOR MAIL CENTER OPERATOR	45,839	1.53	0	0.00	0	0.00	0	0.00
FACILITY OPERATIONS CREW WORKE	81,935	2.90	178,572	6.00	178,572	6.00	178,572	6.00
BUILDING CUSTODIAN	6,363	0.29	46,376	2.00	46,376	2.00	46,376	2.00
SENIOR BUILDING CUSTODIAN	81,271	3.13	52,976	2.00	52,976	2.00	52,976	2.00
SR FACILITY OPERATIONS CREW WO	199,447	5.89	604,746	17.00	604,746	17.00	604,746	17.00
SUPPLY AGENT	78,823	2.90	82,326	3.00	82,326	3.00	82,326	3.00
FACILITY OPERATIONS SUPERVISOR	352,175	7.24	393,136	8.00	393,136	8.00	393,136	8.00
FACILITY OPERATIONS SPECIALIST	169,117	4.48	189,374	5.00	189,374	5.00	189,374	5.00
SENIOR FACILITY OPERATIONS SPE	533,694	12.55	851,214	19.00	851,214	19.00	851,214	19.00
AIRPLANE PILOT	26,257	0.50	26,399	0.50	26,399	0.50	26,399	0.50
AUTOMATION LIAISON ANALYST	162,949	4.01	204,206	5.00	204,206	5.00	204,206	5.00
EQUIP TECH SUPPORT SPECIALIST	93,713	2.00	94,256	2.00	94,256	2.00	94,256	2.00
SR GENERAL SERVICES SPEC	679,765	13.82	658,965	13.00	658,965	13.00	658,965	13.00
GENERAL SERVICES SPEC	54,042	1.46	228,424	6.00	228,424	6.00	228,424	6.00
INT INFO SYSTEMS TECHNOLOGIST	499,912	11.53	533,496	12.00	533,496	12.00	533,496	12.00
INF SYSTEMS PROJECT MANAGER	192,784	3.58	381,982	7.00	381,982	7.00	381,982	7.00
INFORMATION SYSTEMS SUPERVISOR	509,088	7.99	517,484	8.00	517,484	8.00	517,484	8.00
GENERAL SERVICES MANAGER	393,435	7.00	393,142	7.00	393,142	7.00	393,142	7.00
SENIOR PROCUREMENT AGENT	479,145	9.97	497,979	10.00	497,979	10.00	497,979	10.00
INTERMEDIATE PROCUREMENT AGENT	46,317	1.13	257,648	6.00	257,648	6.00	257,648	6.00
INFO SYS TECHNOLOGY SPECIALIST	175,492	2.81	253,189	4.00	253,189	4.00	253,189	4.00
PROCUREMENT AGENT	0	0.00	38,250	1.00	38,250	1.00	38,250	1.00
CENTRAL OFFICE GENERAL SERV MG	180,944	3.00	181,842	3.00	181,842	3.00	181,842	3.00

DECISION ITEM DETAIL

Budget Unit	FY 2013	FY 2013	FY 2014	FY 2014	FY 2015	FY 2015	FY 2015	FY 2015
Decision Item	ACTUAL	ACTUAL	BUDGET	BUDGET	DEPT REQ	DEPT REQ	GOV REC	GOV REC
Budget Object Class	DOLLAR	FTE	DOLLAR	FTE	DOLLAR	FTE	DOLLAR	FTE
FLEET,FACILITIES&INFO SYSTEMS								
CORE								
INTERM GEN SERV SPECIALIST	84,017	1.98	84,648	2.00	84,648	2.00	84,648	2.00
DIST INFORMATION SYSTM MANAGER	245,811	4.33	227,812	4.00	227,812	4.00	227,812	4.00
LEAD INFO SYSTEMS TECHNOLOGIST	1,533,502	26.97	1,746,933	30.00	1,746,933	30.00	1,746,933	30.00
ASST IS DIRECTOR	95,586	1.00	95,914	1.00	95,914	1.00	95,914	1.00
INFO SYSTEMS TECHNOLOGIST	336,629	8.81	438,522	11.00	438,522	11.00	438,522	11.00
SR INFO SYSTEMS TECHNOLOGIST	1,754,952	34.57	2,260,415	43.75	2,260,415	43.75	2,260,415	43.75
STATISTICIAN	20,298	0.47	0	0.00	0	0.00	0	0.00
GENERAL LABORER	19,678	0.82	0	0.00	0	0.00	0	0.00
GENERAL SERVICES DIRECTOR	100,310	1.00	100,642	1.00	100,642	1.00	100,642	1.00
INFO SYSTEMS DIRECTOR	100,310	1.00	100,642	1.00	100,642	1.00	100,642	1.00
COMPUTER SCIENCE INTERN	32,221	1.27	0	0.00	0	0.00	0	0.00
SUMMER MAINTENANCE LABORER	715	0.04	0	0.00	0	0.00	0	0.00
TOTAL - PS	10,443,125	223.46	13,825,716	299.25	13,825,716	299.25	13,825,716	299.25
TRAVEL, IN-STATE	50,661	0.00	60,898	0.00	60,898	0.00	60,898	0.00
TRAVEL, OUT-OF-STATE	4,963	0.00	3,559	0.00	3,559	0.00	3,559	0.00
FUEL & UTILITIES	1,694,941	0.00	1,391,508	0.00	1,391,508	0.00	1,391,508	0.00
SUPPLIES	2,424,404	0.00	4,442,237	0.00	4,442,237	0.00	4,442,237	0.00
PROFESSIONAL DEVELOPMENT	91,050	0.00	276,170	0.00	276,170	0.00	276,170	0.00
COMMUNICATION SERV & SUPP	1,551,506	0.00	1,411,834	0.00	1,411,834	0.00	1,411,834	0.00
PROFESSIONAL SERVICES	2,866,138	0.00	8,441,137	0.00	8,441,137	0.00	8,441,137	0.00
HOUSEKEEPING & JANITORIAL SERV	576,352	0.00	896,752	0.00	896,752	0.00	896,752	0.00
M&R SERVICES	9,169,084	0.00	11,426,926	0.00	11,426,926	0.00	11,426,926	0.00
COMPUTER EQUIPMENT	5,058,849	0.00	3,963,127	0.00	3,963,127	0.00	3,963,127	0.00
MOTORIZED EQUIPMENT	20,421,445	0.00	8,154,773	0.00	8,154,773	0.00	8,154,773	0.00
OFFICE EQUIPMENT	14,705	0.00	152,083	0.00	152,083	0.00	152,083	0.00
OTHER EQUIPMENT	918,651	0.00	887,485	0.00	887,485	0.00	887,485	0.00
PROPERTY & IMPROVEMENTS	6,245,593	0.00	7,283,869	0.00	7,283,869	0.00	7,283,869	0.00
BUILDING LEASE PAYMENTS	64,298	0.00	280,100	0.00	280,100	0.00	280,100	0.00
EQUIPMENT RENTALS & LEASES	117,687	0.00	8,547,266	0.00	8,547,266	0.00	8,547,266	0.00
MISCELLANEOUS EXPENSES	13,509	0.00	124,697	0.00	124,697	0.00	124,697	0.00
TOTAL - EE	51,283,836	0.00	57,744,421	0.00	57,744,421	0.00	57,744,421	0.00

DECISION ITEM DETAIL

Budget Unit	FY 2013	FY 2013	FY 2014	FY 2014	FY 2015	FY 2015	FY 2015	FY 2015
Decision Item	ACTUAL	ACTUAL	BUDGET	BUDGET	DEPT REQ	DEPT REQ	GOV REC	GOV REC
Budget Object Class	DOLLAR	FTE	DOLLAR	FTE	DOLLAR	FTE	DOLLAR	FTE
FLEET,FACILITIES&INFO SYSTEMS								
CORE								
DEBT SERVICE	373,742	0.00	1,005,378	0.00	1,005,378	0.00	1,005,378	0.00
TOTAL - PD	373,742	0.00	1,005,378	0.00	1,005,378	0.00	1,005,378	0.00
GRAND TOTAL	\$62,100,703	223.46	\$72,575,515	299.25	\$72,575,515	299.25	\$72,575,515	299.25
GENERAL REVENUE	\$0	0.00	\$0	0.00	\$0	0.00	\$0	0.00
FEDERAL FUNDS	\$0	0.00	\$0	0.00	\$0	0.00	\$0	0.00
OTHER FUNDS	\$62,100,703	223.46	\$72,575,515	299.25	\$72,575,515	299.25	\$72,575,515	299.25

PROGRAM DESCRIPTION

Department of Transportation
Fleet, Facilities & Information Systems
Program is found in the following core budget(s): Fleet, Facilities & Info Systems

1. What does this program do?

This appropriation covers the costs associated with fleet, facilities and information systems.

MoDOT maintains a fleet of vehicles and equipment and buildings throughout the state with estimated replacement values of \$400 million and \$675 million, respectively. Efficient and effective operations require organized support in fleet management, facilities management, procurement and other services.

MoDOT also maintains a large investment in information technology such as computer equipment and software which is essential to carry out normal day-to-day operations. Installed information technology components require routine maintenance to stay operational and eventual replacement is necessary to ensure adequate performance. Software applications all require routine maintenance and, as needed, enhancements to improve functionality or to perform additional tasks needed to conduct business.

2. What is the authorization for this program, i.e., federal or state statute, etc.? (Include the federal program number, if applicable.)

Article IV, Section 30(b), MO Constitution and 226.220, RSMo

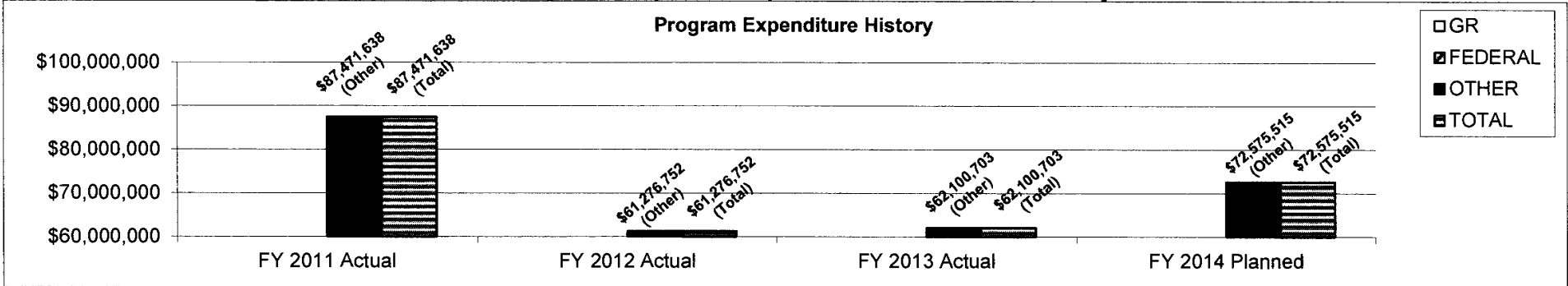
3. Are there federal matching requirements? If yes, please explain.

No.

4. Is this a federally mandated program? If yes, please explain.

No.

5. Provide actual expenditures for the prior three fiscal years and planned expenditures for the current fiscal year.



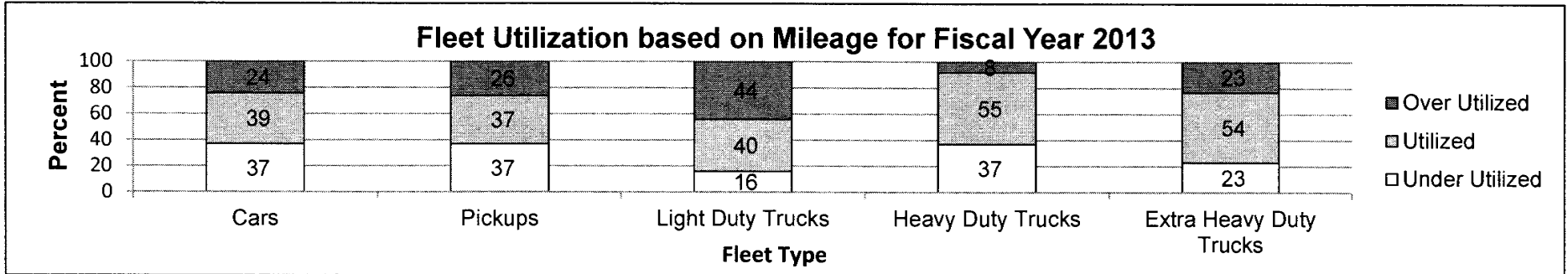
6. What are the sources of the "Other" funds?

State Road Fund (0320)

PROGRAM DESCRIPTION

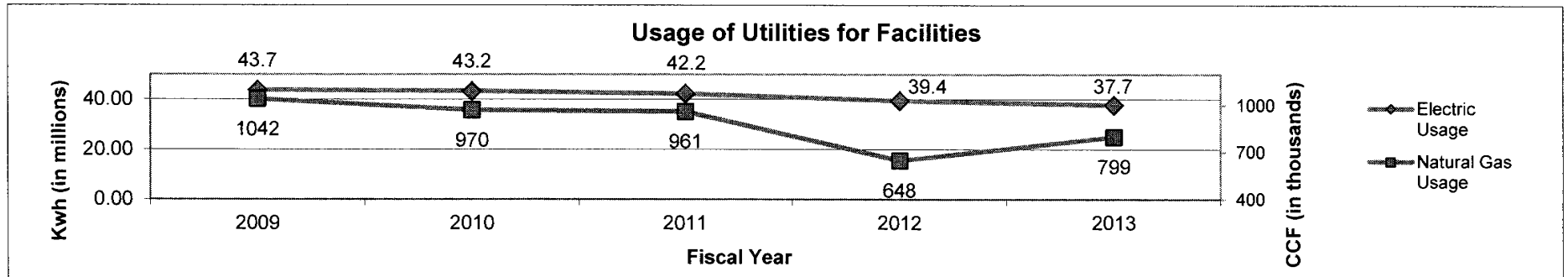
Department of Transportation
Fleet, Facilities & Information Systems
 Program is found in the following core budget(s): **Fleet, Facilities & Info Systems**

7a. Provide an effectiveness measure.



The chart provides the fleet utilization based on annual mileage thresholds and miles driven. For example, a passenger car has a threshold of 15,000 miles per year. A passenger car is considered under utilized when used less 11,250 miles. A passenger car is considered over utilized when used more than 18,750 miles.

7b. Provide an efficiency measure.



This measure tracks the usage of utilities for department facilities, excluding roadways, to capture the impact of energy efficiency improvements in buildings and operations. Kwh = kilowatt hour CCF = 100 cubic feet

7c. Provide the number of clients/individuals served, if applicable.

N/A

7d. Provide a customer satisfaction measure, if available.

N/A

NEW DECISION ITEM
RANK: 10 OF 17

Department of Transportation	Budget Unit: Fleet, Facilities & Info Systems
Division: Fleet, Facilities & Info Systems	
DI Name: Fleet, Facilities & Info Systems	DI# 1605008

1. AMOUNT OF REQUEST

	FY 2015 Budget Request					FY 2015 Governor's Recommendation					
	GR	Federal	Other	Total		GR	Federal	Other	Total		
PS	\$0	\$0	\$0	\$0		PS	\$0	\$0	\$0	\$0	
EE	\$0	\$0	\$1,128,268	\$1,128,268	E	EE	\$0	\$0	\$1,128,268	\$1,128,268	E
PSD	\$0	\$0	\$46,728	\$46,728	E	PSD	\$0	\$0	\$46,728	\$46,728	E
Total	\$0	\$0	\$1,174,996	\$1,174,996		Total	\$0	\$0	\$1,174,996	\$1,174,996	

FTE	0.00	0.00	0.00	0.00	0.00	FTE	0.00	0.00	0.00	0.00
-----	------	------	------	------	------	-----	------	------	------	------

Est. Fringe	\$0	\$0	\$0	\$0
--------------------	-----	-----	-----	-----

Note: Fringes budgeted in House Bill 5 except for certain fringes budgeted directly to MoDOT, Highway Patrol, and Conservation.

Est. Fringe	\$0	\$0	\$0	\$0
--------------------	-----	-----	-----	-----

Note: Fringes budgeted in House Bill 5 except for certain fringes budgeted directly to MoDOT, Highway Patrol, and Conservation.

Other Funds: State Road Fund (0320)

Other Funds: State Road Fund (0320)

2. THIS REQUEST CAN BE CATEGORIZED AS:

New Legislation	New Program	Supplemental
Federal Mandate	<input checked="" type="checkbox"/> Program Expansion	Cost to Continue
GR Pick-Up	Space Request	Equipment Replacement
Pay Plan	Other: _____	

3. WHY IS THIS FUNDING NEEDED? PROVIDE AN EXPLANATION FOR ITEMS CHECKED IN #2. INCLUDE THE FEDERAL OR STATE STATUTORY OR CONSTITUTIONAL AUTHORIZATION FOR THIS PROGRAM.

This expansion item is requested to better reflect anticipated costs associated with fleet, facilities and information systems.

MoDOT maintains a fleet of vehicles and equipment and buildings throughout the state with estimated replacement values of \$400 million and \$675 million, respectively. Efficient and effective operations require organized support in fleet management, facilities management, procurement and other services.

MoDOT also maintains a large investment in information technology such as computer equipment and software which is essential to carry out normal operations. Installed components require routine maintenance to stay operational and eventual replacement is necessary to ensure adequate performance. Software applications require maintenance and, as needed, enhancements to improve functionality or to perform additional tasks needed to conduct business.

The Governor's Recommendation is the same amount as the department's request.

NEW DECISION ITEM

RANK: 10 OF 17

Department of Transportation		Budget Unit: <u>Fleet, Facilities & Info Systems</u>	
Division: <u>Fleet, Facilities & Info Systems</u>			
DI Name: <u>Fleet, Facilities & Info Systems</u>	DI# <u>1605008</u>		

4. DESCRIBE THE DETAILED ASSUMPTIONS USED TO DERIVE THE SPECIFIC REQUESTED AMOUNT. (How did you determine that the requested number of FTE were appropriate? From what source or standard did you derive the requested levels of funding? Were alternatives such as outsourcing or automation considered? If based on new legislation, does request tie to TAFP fiscal note? If not, explain why. Detail which portions of the request are one-times and how those amounts were calculated.)

MoDOT is requesting a \$1,174,996 increase to provide additional funding to maintain fleet, facilities and information systems. This increase, combined with the core amount of \$58,749,799, will bring the total amount of the program to \$59,924,795.

5. BREAK DOWN THE REQUEST BY BUDGET OBJECT CLASS, JOB CLASS, AND FUND SOURCE. IDENTIFY ONE-TIME COSTS.

Budget Object Class	Job Class	Dept Req GR		Dept Req FED		Dept Req OTHER		Dept Req TOTAL		Dept Req One-Time DOLLARS
		DOLLARS	FTE	DOLLARS	FTE	DOLLARS	FTE	DOLLARS	FTE	
Total PS		\$0	0.0	\$0	0.0	\$0	0.0	\$0	0.0	\$0
180						\$50,590		\$50,590		
190						\$81,097		\$81,097		
320						\$39,436		\$39,436		
340						\$50,793		\$50,793		
400						\$121,086		\$121,086		
420						\$45,642		\$45,642		
430						\$152,296		\$152,296		
480						\$76,306		\$76,306		
560						\$118,222		\$118,222		
580						\$38,195		\$38,195		
590						\$45,549		\$45,549		
640						\$109,513		\$109,513		
680						\$39,475		\$39,475		
690						\$122,147		\$122,147		
740						\$37,921		\$37,921		\$0
Total EE		\$0		\$0		\$1,128,268		\$1,128,268		\$0
660						\$46,728		\$46,728		\$0
Total PSD		\$0		\$0		\$46,728		\$46,728		\$0
Grand Total		\$0	0.0	\$0	0.0	\$1,174,996	0.0	\$1,174,996	0.0	\$0

NEW DECISION ITEM

RANK: 10 OF 17

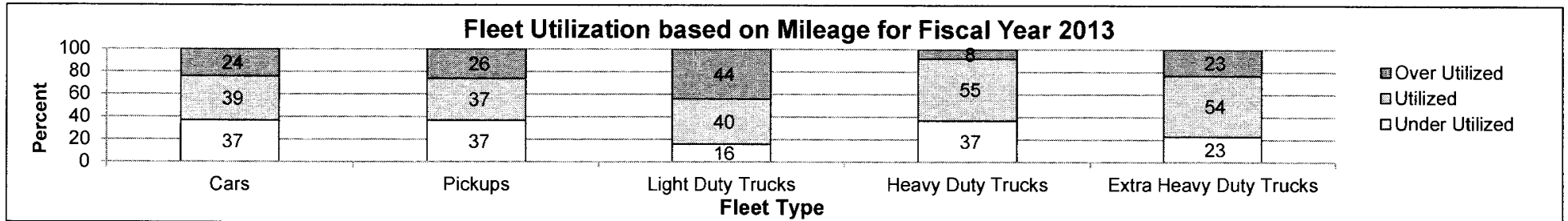
Department of Transportation		Budget Unit: <u>Fleet, Facilities & Info Systems</u>								
Division: <u>Fleet, Facilities & Info Systems</u>										
DI Name: <u>Fleet, Facilities & Info Systems</u>		DI# <u>1605008</u>								
Budget Object Class	Job Class	Gov Req GR DOLLARS	Gov Req GR FTE	Gov Req FED DOLLARS	Gov Req FED FTE	Gov Req OTHER DOLLARS	Gov Req OTHER FTE	Gov Req TOTAL DOLLARS	Gov Req TOTAL FTE	Gov Req One-Time DOLLARS
								\$0	0.0	
								\$0	0.0	\$0
Total PS		\$0	0.0	\$0	0.0	\$0	0.0	\$0	0.0	\$0
180						\$50,590		\$50,590		\$0
190						\$81,097		\$81,097		\$0
320						\$39,436		\$39,436		\$0
340						\$50,793		\$50,793		\$0
400						\$121,086		\$121,086		\$0
420						\$45,642		\$45,642		\$0
430						\$152,296		\$152,296		\$0
480						\$76,306		\$76,306		\$0
560						\$118,222		\$118,222		\$0
580						\$38,195		\$38,195		\$0
590						\$45,549		\$45,549		\$0
640						\$109,513		\$109,513		\$0
680						\$39,475		\$39,475		\$0
690						\$122,147		\$122,147		\$0
740						\$37,921		\$37,921		\$0
Total EE		\$0		\$0		\$1,128,268		\$1,128,268		\$0
660						\$46,728		\$46,728		\$0
Total PSD		\$0		\$0		\$46,728		\$46,728		\$0
Grand Total		\$0	0.0	\$0	0.0	\$1,174,996	0.0	\$1,174,996	0.0	\$0

RANK: 10 OF 17 NEW DECISION ITEM

Department of Transportation Budget Unit: Fleet, Facilities & Info Systems
 Division: Fleet, Facilities & Info Systems
 DI Name: Fleet, Facilities & Info Systems DI# 1605008

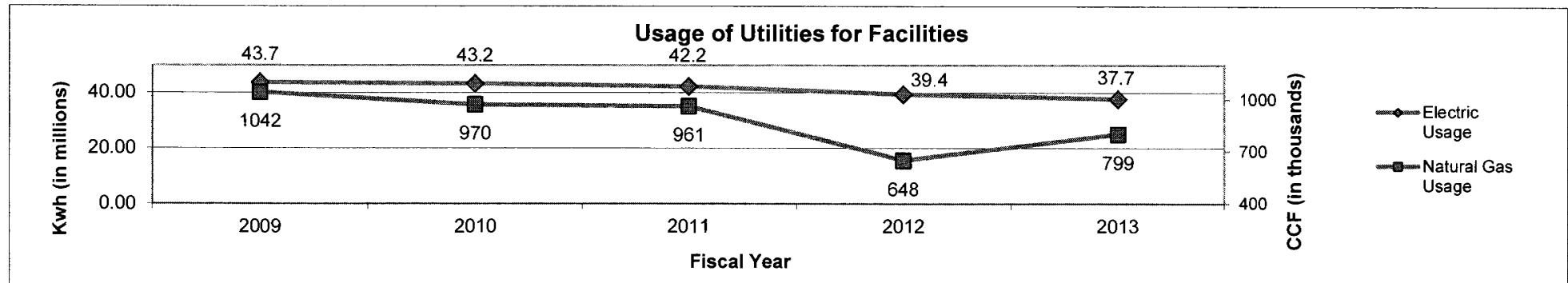
6. PERFORMANCE MEASURES (If new decision item has an associated core, separately identify projected performance with & without additional funding.)

6a. Provide an effectiveness measure.



The chart provides the fleet utilization based on annual mileage thresholds and miles driven. For example, a passenger car has a threshold of 15,000 miles per year. A passenger car is considered under utilized when used less 11,250 miles. A passenger car is considered over utilized when used more than 18,750 miles.

6b. Provide an efficiency measure.



This measure tracks the usage of utilities for department facilities, excluding roadways, to capture the impact of energy efficiency improvements in buildings and operations. Kwh = kilowat hour CCF = 100 cubic feet

6c. Provide the number of clients/individuals served, if applicable.

N/A

6d. Provide a customer satisfaction measure, if available.

N/A

NEW DECISION ITEM

RANK: 10 OF 17

Department of Transportation	Budget Unit: <u>Fleet, Facilities & Info Systems</u>
Division: <u>Fleet, Facilities & Info Systems</u>	
DI Name: <u>Fleet, Facilities & Info Systems</u>	DI# <u>1605008</u>

7. STRATEGIES TO ACHIEVE THE PERFORMANCE MEASUREMENT TARGETS:

To use our resources wisely.

DECISION ITEM DETAIL

Budget Unit	FY 2013	FY 2013	FY 2014	FY 2014	FY 2015	FY 2015	FY 2015	FY 2015
Decision Item	ACTUAL	ACTUAL	BUDGET	BUDGET	DEPT REQ	DEPT REQ	GOV REC	GOV REC
Budget Object Class	DOLLAR	FTE	DOLLAR	FTE	DOLLAR	FTE	DOLLAR	FTE
FLEET,FACILITIES&INFO SYSTEMS								
FFIS E&E Road Fund - 1605008								
FUEL & UTILITIES	0	0.00	0	0.00	50,590	0.00	50,590	0.00
SUPPLIES	0	0.00	0	0.00	81,097	0.00	81,097	0.00
PROFESSIONAL DEVELOPMENT	0	0.00	0	0.00	39,436	0.00	39,436	0.00
COMMUNICATION SERV & SUPP	0	0.00	0	0.00	50,793	0.00	50,793	0.00
PROFESSIONAL SERVICES	0	0.00	0	0.00	121,086	0.00	121,086	0.00
HOUSEKEEPING & JANITORIAL SERV	0	0.00	0	0.00	45,642	0.00	45,642	0.00
M&R SERVICES	0	0.00	0	0.00	152,296	0.00	152,296	0.00
COMPUTER EQUIPMENT	0	0.00	0	0.00	76,306	0.00	76,306	0.00
MOTORIZED EQUIPMENT	0	0.00	0	0.00	118,222	0.00	118,222	0.00
OFFICE EQUIPMENT	0	0.00	0	0.00	38,195	0.00	38,195	0.00
OTHER EQUIPMENT	0	0.00	0	0.00	45,549	0.00	45,549	0.00
PROPERTY & IMPROVEMENTS	0	0.00	0	0.00	109,513	0.00	109,513	0.00
BUILDING LEASE PAYMENTS	0	0.00	0	0.00	39,475	0.00	39,475	0.00
EQUIPMENT RENTALS & LEASES	0	0.00	0	0.00	122,147	0.00	122,147	0.00
MISCELLANEOUS EXPENSES	0	0.00	0	0.00	37,921	0.00	37,921	0.00
TOTAL - EE	0	0.00	0	0.00	1,128,268	0.00	1,128,268	0.00
DEBT SERVICE	0	0.00	0	0.00	46,728	0.00	46,728	0.00
TOTAL - PD	0	0.00	0	0.00	46,728	0.00	46,728	0.00
GRAND TOTAL	\$0	0.00	\$0	0.00	\$1,174,996	0.00	\$1,174,996	0.00
GENERAL REVENUE	\$0	0.00	\$0	0.00	\$0	0.00	\$0	0.00
FEDERAL FUNDS	\$0	0.00	\$0	0.00	\$0	0.00	\$0	0.00
OTHER FUNDS	\$0	0.00	\$0	0.00	\$1,174,996	0.00	\$1,174,996	0.00

DECISION ITEM SUMMARY

Budget Unit	FY 2013	FY 2013	FY 2014	FY 2014	FY 2015	FY 2015	FY 2015	FY 2015
Decision Item	ACTUAL	ACTUAL	BUDGET	BUDGET	DEPT REQ	DEPT REQ	GOV REC	GOV REC
Budget Object Summary	DOLLAR	FTE	DOLLAR	FTE	DOLLAR	FTE	DOLLAR	FTE
Fund	DOLLAR	FTE	DOLLAR	FTE	DOLLAR	FTE	DOLLAR	FTE
MULTIMODAL OPERATIONS ADMIN								
CORE								
PERSONAL SERVICES								
MULTIMODAL OPERATIONS FEDERAL	236,290	4.61	269,658	6.31	305,658	7.11	305,658	7.11
STATE ROAD	433,129	7.95	436,794	6.77	436,794	6.77	436,794	6.77
RAILROAD EXPENSE	338,749	7.08	410,086	8.26	365,086	7.26	365,086	7.26
STATE TRANSPORTATION FUND	139,533	2.70	147,971	2.90	156,971	3.10	156,971	3.10
AVIATION TRUST FUND	461,789	8.63	487,175	9.06	487,175	9.06	487,175	9.06
TOTAL - PS	1,609,490	30.97	1,751,684	33.30	1,751,684	33.30	1,751,684	33.30
EXPENSE & EQUIPMENT								
MULTIMODAL OPERATIONS FEDERAL	61,123	0.00	200,000	0.00	200,000	0.00	200,000	0.00
STATE ROAD	48,344	0.00	24,852	0.00	24,852	0.00	24,852	0.00
RAILROAD EXPENSE	75,416	0.00	100,902	0.00	100,902	0.00	100,902	0.00
STATE TRANSPORTATION FUND	9,831	0.00	8,820	0.00	8,820	0.00	8,820	0.00
AVIATION TRUST FUND	20,815	0.00	24,827	0.00	24,827	0.00	24,827	0.00
TOTAL - EE	215,529	0.00	359,401	0.00	359,401	0.00	359,401	0.00
PROGRAM-SPECIFIC								
MULTIMODAL OPERATIONS FEDERAL	14,239	0.00	0	0.00	0	0.00	0	0.00
STATE ROAD	867	0.00	0	0.00	0	0.00	0	0.00
TOTAL - PD	15,106	0.00	0	0.00	0	0.00	0	0.00
TOTAL	1,840,125	30.97	2,111,085	33.30	2,111,085	33.30	2,111,085	33.30
Pay Plan FY14-Cost to Continue - 0000014								
PERSONAL SERVICES								
MULTIMODAL OPERATIONS FEDERAL	0	0.00	0	0.00	1,778	0.00	1,778	0.00
STATE ROAD	0	0.00	0	0.00	1,693	0.00	1,693	0.00
RAILROAD EXPENSE	0	0.00	0	0.00	1,815	0.00	1,815	0.00
STATE TRANSPORTATION FUND	0	0.00	0	0.00	775	0.00	775	0.00
AVIATION TRUST FUND	0	0.00	0	0.00	2,265	0.00	2,265	0.00
TOTAL - PS	0	0.00	0	0.00	8,326	0.00	8,326	0.00
TOTAL	0	0.00	0	0.00	8,326	0.00	8,326	0.00
Pay Plan FY15-COLA - 0000015								
PERSONAL SERVICES								
MULTIMODAL OPERATIONS FEDERAL	0	0.00	0	0.00	0	0.00	4,227	0.00

1/21/14 18:41

im_disummary

DECISION ITEM SUMMARY

Budget Unit									
Decision Item	FY 2013	FY 2013	FY 2014	FY 2014	FY 2015	FY 2015	FY 2015	FY 2015	FY 2015
Budget Object Summary	ACTUAL	ACTUAL	BUDGET	BUDGET	DEPT REQ	DEPT REQ	GOV REC	GOV REC	GOV REC
Fund	DOLLAR	FTE	DOLLAR	FTE	DOLLAR	FTE	DOLLAR	FTE	FTE
MULTIMODAL OPERATIONS ADMIN									
Pay Plan FY15-COLA - 0000015									
PERSONAL SERVICES									
STATE ROAD	0	0.00	0	0.00	0	0.00	6,029	0.00	
RAILROAD EXPENSE	0	0.00	0	0.00	0	0.00	5,045	0.00	
STATE TRANSPORTATION FUND	0	0.00	0	0.00	0	0.00	2,169	0.00	
AVIATION TRUST FUND	0	0.00	0	0.00	0	0.00	6,728	0.00	
TOTAL - PS	0	0.00	0	0.00	0	0.00	24,198	0.00	
TOTAL	0	0.00	0	0.00	0	0.00	24,198	0.00	
MO Operating Expansion Adm - 1605012									
PERSONAL SERVICES									
STATE ROAD	0	0.00	0	0.00	20,000	0.38	20,000	0.38	
TOTAL - PS	0	0.00	0	0.00	20,000	0.38	20,000	0.38	
EXPENSE & EQUIPMENT									
MULTIMODAL OPERATIONS FEDERAL	0	0.00	0	0.00	69,600	0.00	69,600	0.00	
STATE ROAD	0	0.00	0	0.00	15,000	0.00	15,000	0.00	
STATE TRANSPORTATION FUND	0	0.00	0	0.00	17,400	0.00	17,400	0.00	
TOTAL - EE	0	0.00	0	0.00	102,000	0.00	102,000	0.00	
TOTAL	0	0.00	0	0.00	122,000	0.38	122,000	0.38	
GRAND TOTAL	\$1,840,125	30.97	\$2,111,085	33.30	\$2,241,411	33.68	\$2,265,609	33.68	

CORE DECISION ITEM

Department of Transportation	Budget Unit: <u>Multimodal Administration</u>
Division: <u>Multimodal Operations</u>	
Core: <u>Multimodal Administration</u>	

1. CORE FINANCIAL SUMMARY

FY 2015 Budget Request					FY 2015 Governor's Recommendation					
	GR	Federal	Other	Total		GR	Federal	Other	Total	
PS	\$0	\$305,658	\$1,446,026	\$1,751,684	E PS	\$0	\$305,658	\$1,446,026	\$1,751,684	E
EE	\$0	\$200,000	\$159,401	\$359,401	E EE	\$0	\$200,000	\$159,401	\$359,401	E
PSD	\$0	\$0	\$0	\$0	PSD	\$0	\$0	\$0	\$0	
Total	\$0	\$505,658	\$1,605,427	\$2,111,085	Total	\$0	\$505,658	\$1,605,427	\$2,111,085	
FTE	0.00	6.31	26.99	33.30	FTE	0.00	6.31	26.99	33.30	
HB 4	\$0	\$220,968	\$1,047,192	\$1,268,160	HB 4	\$0	\$229,392	\$1,086,993	\$1,316,385	
HB 5	\$0	\$24,086	\$113,947	\$138,033	HB 5	\$0	\$24,086	\$113,947	\$138,033	
<i>Note: Fringes budgeted in House Bill 5 except for certain fringes budgeted directly to MoDOT, Highway Patrol, and Conservation.</i>					<i>Note: Fringes budgeted in House Bill 5 except for certain fringes budgeted directly to MoDOT, Highway Patrol, and Conservation.</i>					

Other Funds: State Road Fund (0320), Railroad Expense Fund (0659), State Transportation Fund (0675) & Aviation Trust Fund (0952)

Other Funds: State Road Fund (0320), Railroad Expense Fund (0659), State Transportation Fund (0675) & Aviation Trust Fund (0952)

2. CORE DESCRIPTION

These personal services and expense and equipment appropriations are for the continuation of the core for administration of Multimodal Operations. This funding will allow the Multimodal Operations staff to provide assistance and administration of the multimodal programs within the state of Missouri.

The Governor's Recommendation is the same amount as the department's request. The Governor's Recommended Cost of Living Adjustment and related fringe benefits are in the Gov Rec COLA and Gov Rec COLA Fringe Benefits tabs, respectively.

3. PROGRAM LISTING (list programs included in this core funding)

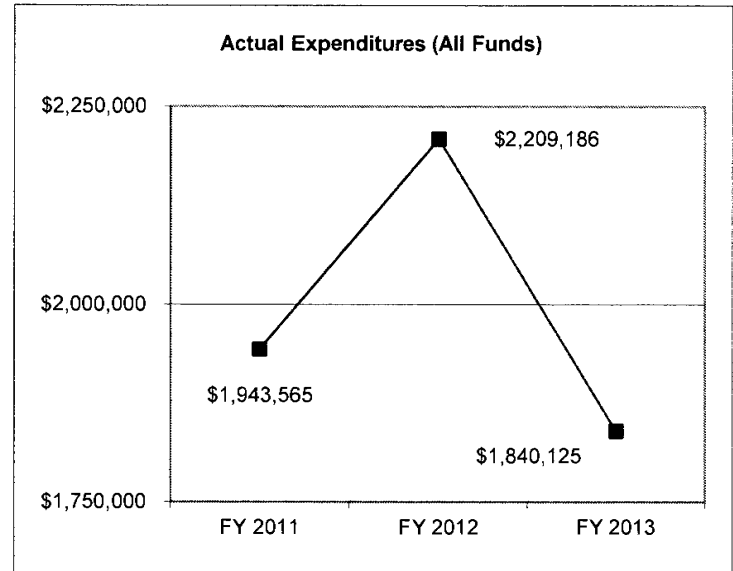
<ul style="list-style-type: none"> 124 public general aviation airports 33 general public transportation providers 200 elderly and disabled special transportation providers 14 Missouri port authorities and 1 three-state port commission Two daily intercity passenger trains between St. Louis and Kansas City 	<ul style="list-style-type: none"> 18 railroad companies which involve safety and highway related projects, including inspections and compliance resolutions for approximately 4,000 miles of railroad track, over 3,800 public highway/rail crossings and 3,000 private crossings. 1 light rail operator
---	---

CORE DECISION ITEM

Department of Transportation	Budget Unit: <u>Multimodal Administration</u>
Division: Multimodal Operations	
Core: Multimodal Administration	

4. FINANCIAL HISTORY

	FY 2011 Actual	FY 2012 Actual	FY 2013 Actual	FY 2014 Current Yr.
Appropriation (All Funds)	\$2,649,445	\$2,596,311	\$2,504,021	\$2,111,085
Less Reverted (All Funds)	\$0	\$0	\$0	N/A
Budget Authority (All Funds)	\$2,649,445	\$2,596,311	\$2,504,021	N/A
Actual Expenditures (All Funds)	\$1,943,565	\$2,209,186	\$1,840,125	N/A
Unexpended (All Funds)	\$705,880	\$387,125	\$663,896	N/A
Unexpended, by Fund:				
General Revenue	\$0	\$0	\$0	N/A
Federal	\$418,312	\$206,735	\$580,559	N/A
Other	\$287,568	\$180,390	\$83,337	N/A



Reverted includes Governor's standard 3 percent reserve (when applicable) and any extraordinary withholdings.

NOTES:

CORE RECONCILIATION

STATE
MULTIMODAL OPERATIONS ADMIN

5. CORE RECONCILIATION

	Budget Class	FTE	GR	Federal	Other	Total	Explanation
TAFP AFTER VETOES							
	PS	33.30	0	269,658	1,482,026	1,751,684	
	EE	0.00	0	200,000	159,401	359,401	
	Total	33.30	0	469,658	1,641,427	2,111,085	
DEPARTMENT CORE ADJUSTMENTS							
Core Reallocation	[#53] PS	0.00	0	36,000	(36,000)		(0) One FTE reallocated from the Railroad Expense Fund to oversee the MAP-21 Safety Oversight Program
NET DEPARTMENT CHANGES		0.00	0	36,000	(36,000)		(0)
DEPARTMENT CORE REQUEST							
	PS	33.30	0	305,658	1,446,026	1,751,684	
	EE	0.00	0	200,000	159,401	359,401	
	Total	33.30	0	505,658	1,605,427	2,111,085	
GOVERNOR'S RECOMMENDED CORE							
	PS	33.30	0	305,658	1,446,026	1,751,684	
	EE	0.00	0	200,000	159,401	359,401	
	Total	33.30	0	505,658	1,605,427	2,111,085	

DECISION ITEM DETAIL

Budget Unit	FY 2013	FY 2013	FY 2014	FY 2014	FY 2015	FY 2015	FY 2015	FY 2015
Decision Item	ACTUAL	ACTUAL	BUDGET	BUDGET	DEPT REQ	DEPT REQ	GOV REC	GOV REC
Budget Object Class	DOLLAR	FTE	DOLLAR	FTE	DOLLAR	FTE	DOLLAR	FTE
MULTIMODAL OPERATIONS ADMIN								
CORE								
RAIL SAFETY SPECIALIST	168,257	3.55	141,270	3.00	139,256	3.00	139,256	3.00
SR RAILROAD SAFETY INSPECTOR	165,054	3.68	181,252	4.00	182,362	4.00	182,362	4.00
SR ADMINISTRATIVE TECHNICIAN	0	0.00	32,106	1.00	32,106	1.00	32,106	1.00
SENIOR OFFICE ASSISTANT	22,949	0.78	0	0.00	0	0.00	0	0.00
EXECUTIVE ASSISTANT	38,944	1.01	39,230	1.00	39,294	1.00	39,294	1.00
FINANCIAL SERVICES TECHNICIAN	10,106	0.33	30,601	1.00	30,665	1.00	30,665	1.00
SENIOR FINANCIAL SERVICES TECH	21,688	0.65	0	0.00	0	0.00	0	0.00
AIRPORT PROJECT TECHNICIAN	32,254	0.83	44,494	1.00	44,494	1.00	44,494	1.00
RAILROAD SAFETY INSPECTOR	38,272	1.00	38,518	1.00	38,795	1.00	38,795	1.00
AIRPLANE PILOT	26,257	0.50	26,399	0.50	26,399	0.50	26,399	0.50
SR ADMINSTRATIVE TECHN-TPT	2,345	0.05	0	0.00	0	0.00	0	0.00
AVIATION OPERATIONS MANAGER	60,056	1.07	54,814	1.00	54,814	1.00	54,814	1.00
RAILROAD OPERATIONS MANAGER	55,562	1.00	55,860	1.00	56,068	1.00	56,068	1.00
INTERM MULTIMODAL OPER SPECIAL	40,113	0.95	164,667	3.30	164,761	3.30	164,761	3.30
MULTIMODAL OPERATIONS SPECIALI	81,661	2.18	75,008	2.00	75,008	2.00	75,008	2.00
SR MULTIMODAL OPER SPECIALIST	138,400	2.79	174,755	3.00	174,755	3.00	174,755	3.00
ADMINISTRATOR OF FREIGHT DEVEL	82,600	1.00	81,682	1.00	81,682	1.00	81,682	1.00
SR FINANCIAL SERVICES SPECIALI	48,756	1.01	49,009	1.00	49,073	1.00	49,073	1.00
ADMINISTRATOR OF AVIATION	67,133	1.00	67,438	1.00	67,438	1.00	67,438	1.00
ADMINISTRATOR OF RAILROADS	69,747	1.00	70,055	1.00	70,124	1.00	70,124	1.00
ADMINISTRATOR OF TRANSIT	75,275	1.00	75,588	1.00	75,588	1.00	75,588	1.00
RAILROAD PROJECTS MANAGER	61,066	1.00	61,366	1.00	61,366	1.00	61,366	1.00
AVIATION PROGRAMS MANAGER	58,788	1.00	59,086	1.00	59,086	1.00	59,086	1.00
INTER TRANSPORTATION PLANNER	0	0.00	19,135	0.50	19,135	0.50	19,135	0.50
SR CONSTRUCTION INSPECTOR	63,540	1.20	54,900	1.00	54,900	1.00	54,900	1.00
AIRPORT PROJECT MANAGER	76,564	1.24	53,806	1.00	53,806	1.00	53,806	1.00
SR OFFICE ASSISTANT-TPT	4,128	0.14	0	0.00	0	0.00	0	0.00
MULTIMODAL OPRATNS DIRECTOR	99,975	1.01	100,645	1.00	100,709	1.00	100,709	1.00
TOTAL - PS	1,609,490	30.97	1,751,684	33.30	1,751,684	33.30	1,751,684	33.30
TRAVEL, IN-STATE	61,639	0.00	128,285	0.00	128,285	0.00	128,285	0.00
TRAVEL, OUT-OF-STATE	23,907	0.00	31,547	0.00	31,547	0.00	31,547	0.00
SUPPLIES	20,127	0.00	19,944	0.00	19,944	0.00	19,944	0.00

DECISION ITEM DETAIL

Budget Unit	FY 2013	FY 2013	FY 2014	FY 2014	FY 2015	FY 2015	FY 2015	FY 2015
Decision Item	ACTUAL	ACTUAL	BUDGET	BUDGET	DEPT REQ	DEPT REQ	GOV REC	GOV REC
Budget Object Class	DOLLAR	FTE	DOLLAR	FTE	DOLLAR	FTE	DOLLAR	FTE
MULTIMODAL OPERATIONS ADMIN								
CORE								
PROFESSIONAL DEVELOPMENT	60,252	0.00	82,484	0.00	82,484	0.00	82,484	0.00
COMMUNICATION SERV & SUPP	9,848	0.00	36,993	0.00	36,993	0.00	36,993	0.00
PROFESSIONAL SERVICES	16,507	0.00	47,386	0.00	47,386	0.00	47,386	0.00
M&R SERVICES	1,076	0.00	4,289	0.00	4,289	0.00	4,289	0.00
COMPUTER EQUIPMENT	0	0.00	2,901	0.00	2,901	0.00	2,901	0.00
OFFICE EQUIPMENT	0	0.00	1,715	0.00	1,715	0.00	1,715	0.00
OTHER EQUIPMENT	0	0.00	2,998	0.00	2,998	0.00	2,998	0.00
BUILDING LEASE PAYMENTS	75	0.00	0	0.00	0	0.00	0	0.00
MISCELLANEOUS EXPENSES	22,098	0.00	859	0.00	859	0.00	859	0.00
TOTAL - EE	215,529	0.00	359,401	0.00	359,401	0.00	359,401	0.00
PROGRAM DISTRIBUTIONS	14,867	0.00	0	0.00	0	0.00	0	0.00
REFUNDS	239	0.00	0	0.00	0	0.00	0	0.00
TOTAL - PD	15,106	0.00	0	0.00	0	0.00	0	0.00
GRAND TOTAL	\$1,840,125	30.97	\$2,111,085	33.30	\$2,111,085	33.30	\$2,111,085	33.30
GENERAL REVENUE	\$0	0.00	\$0	0.00	\$0	0.00	\$0	0.00
FEDERAL FUNDS	\$311,652	4.61	\$469,658	6.31	\$505,658	7.11	\$505,658	7.11
OTHER FUNDS	\$1,528,473	26.36	\$1,641,427	26.99	\$1,605,427	26.19	\$1,605,427	26.19

PROGRAM DESCRIPTION

Department of Transportation

Multimodal Operations Administration

Program is found in the following core budget(s): Multimodal Operations Administration

1. What does this program do?

These personal services and expense and equipment appropriations are for the continuation of the core for administration of Multimodal Operations. This funding will allow the Multimodal Operations staff to provide assistance and administration of the multimodal programs within the state of Missouri.

2. What is the authorization for this program, i.e., federal or state statute, etc.? (Include the federal program number, if applicable.)

Article IV, Section 30(c), MO Constitution, Title 23 USC 130, Title 49 USC (various programs), 33.546, 226.220, 226.225, 305.230, 389.610, 389.612 and 622.015, RSMo

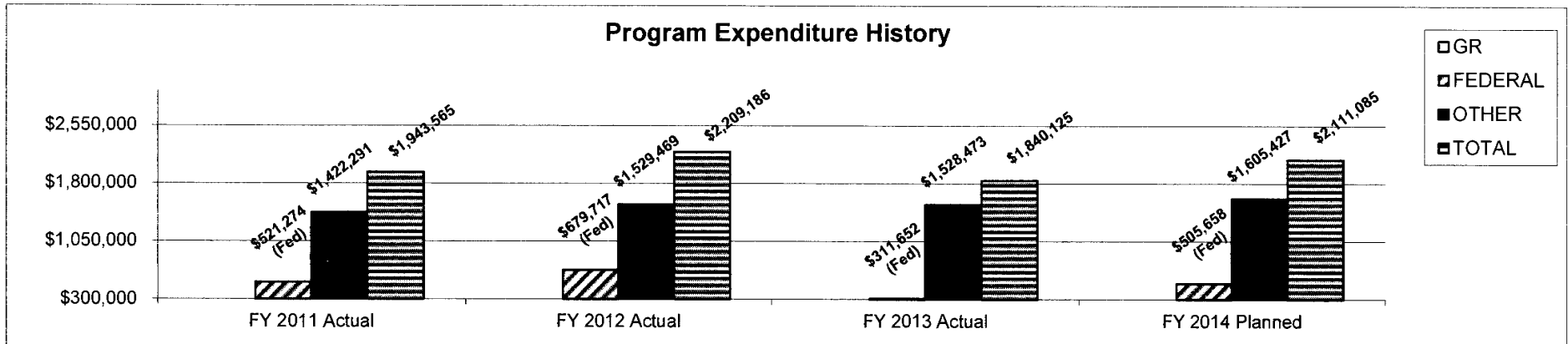
3. Are there federal matching requirements? If yes, please explain.

Depending on the program, administrative federal funds can require a match up to 20 percent state funds.

4. Is this a federally mandated program? If yes, please explain.

No.

5. Provide actual expenditures for the prior three fiscal years and planned expenditures for the current fiscal year.



6. What are the sources of the "Other" funds?

State Road Fund (0320), Railroad Expense Fund (0659), State Transportation Fund (0675) and Aviation Trust Fund (0952)

PROGRAM DESCRIPTION

Department of Transportation
Multimodal Operations Administration
 Program is found in the following core budget(s): **Multimodal Operations Administration**

7a. Provide an effectiveness measure.

State Funding for Multimodal Programs

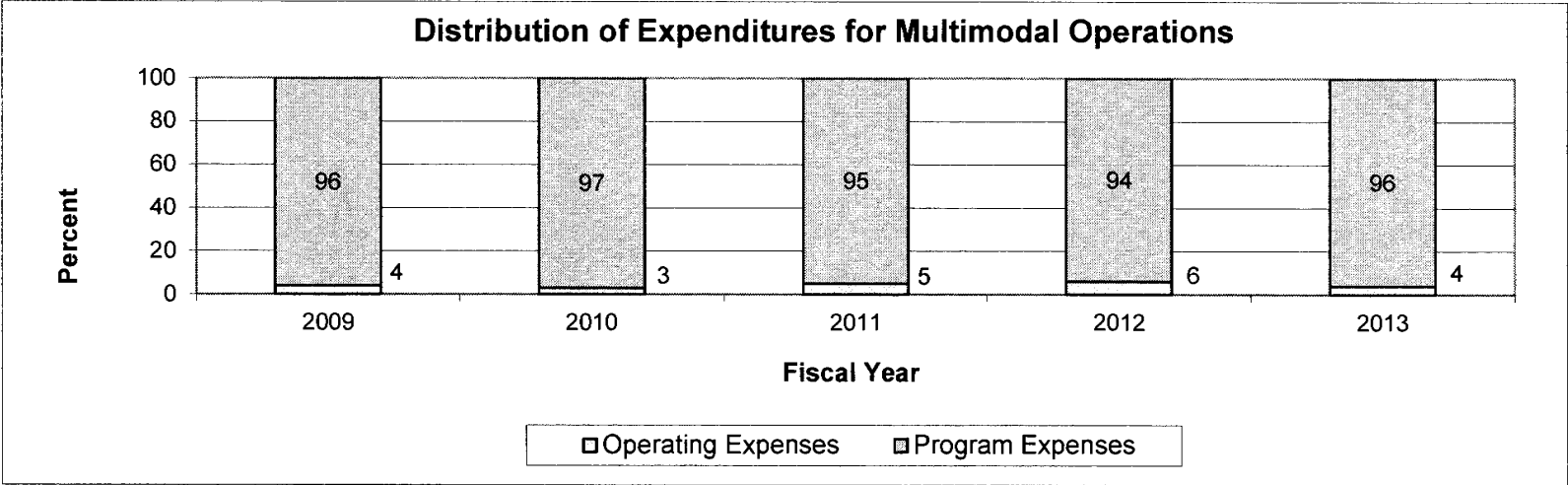
(Dollars in millions)

Fiscal Year	Transit	Rail	Waterways	Aviation	Total ¹
2009	6.9	14.5	7.3	5.6	34.3
2010	6.6	3.9	0.6	8.6	19.7
2011	3.0	9.6	0.5	8.6	21.7
2012	3.0	9.4	0.6	8.6	21.6
2013	3.0	11.9	0.4	11.0	26.3

¹Truly Agreed and Finally Passed (TAFP) less Restrictions and Vetoes

7b.

Provide an efficiency measure.

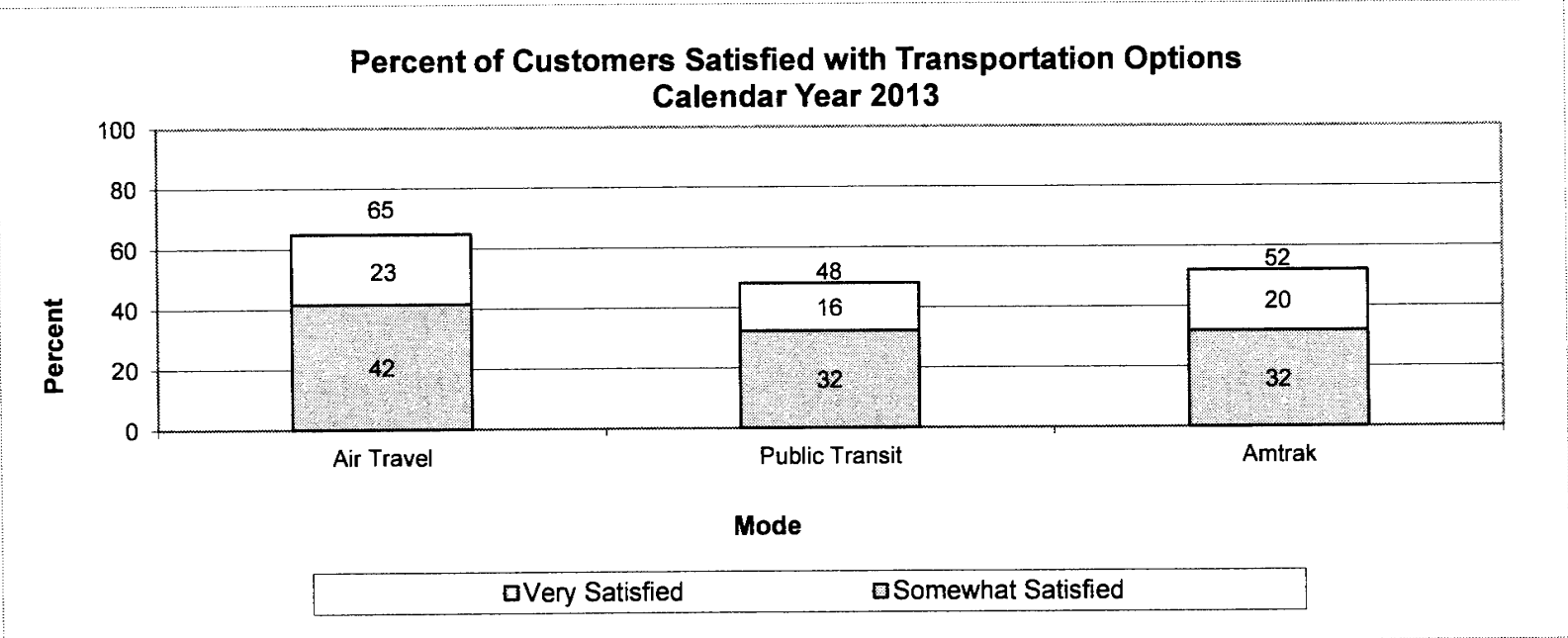


PROGRAM DESCRIPTION

Department of Transportation
Multimodal Operations Administration
Program is found in the following core budget(s): Multimodal Operations Administration

7c. Provide the number of clients/individuals served, if applicable.
N/A

7d. Provide a customer satisfaction measure, if available.



Data is collected through telephone surveys annually from interviews of approximately 3,500 randomly selected adult Missourians. MoDOT's customer is the public. The graph measures the public's perception of MoDOT's performance in providing transportation options.

NEW DECISION ITEM
RANK: 11 OF 17

Department of Transportation	Budget Unit: Multimodal Administration
Division: Multimodal Operations	
DI Name: Multimodal Administration Expansion	DI# 1605012

1. AMOUNT OF REQUEST

FY 2015 Budget Request					FY 2015 Governor's Recommendation						
	GR	Federal	Other	Total		GR	Fed	Other	Total		
PS	\$0	\$0	\$20,000	\$20,000	E	PS	\$0	\$0	\$20,000	\$20,000	E
EE	\$0	\$69,600	\$32,400	\$102,000	E	EE	\$0	\$69,600	\$32,400	\$102,000	E
PSD	\$0	\$0	\$0	\$0		PSD	\$0	\$0	\$0	\$0	
Total	\$0	\$69,600	\$52,400	\$122,000		Total	\$0	\$69,600	\$52,400	\$122,000	
FTE	0.00	0.00	0.38	0.38		FTE	0.00	0.00	0.38	0.38	
Est. Fringe	\$0	\$0	\$1,576	\$1,576		Est. Fringe	\$0	\$0	\$1,576	\$1,576	

Note: Fringes budgeted in House Bill 5 except for certain fringes budgeted directly to MoDOT, Highway Patrol, and Conservation.

Note: Fringes budgeted in House Bill 5 except for certain fringes budgeted directly to MoDOT, Highway Patrol, and Conservation.

Other Funds: State Road Fund (0320), State Transportation Fund (0675)

Other Funds: State Road Fund (0320), State Transportation Fund (0675)

2. THIS REQUEST CAN BE CATEGORIZED AS:

<input type="checkbox"/> New Legislation	<input type="checkbox"/> New Program	<input type="checkbox"/> Supplemental
<input type="checkbox"/> Federal Mandate	<input checked="" type="checkbox"/> Program Expansion	<input type="checkbox"/> Cost to Continue
<input type="checkbox"/> GR Pick-Up	<input type="checkbox"/> Space Request	<input type="checkbox"/> Equipment Replacement
<input type="checkbox"/> Pay Plan	<input type="checkbox"/> Other: _____	

3. WHY IS THIS FUNDING NEEDED? PROVIDE AN EXPLANATION FOR ITEMS CHECKED IN #2. INCLUDE THE FEDERAL OR STATE STATUTORY OR CONSTITUTIONAL AUTHORIZATION FOR THIS PROGRAM.

This appropriations request is for the expansion of the core for administration of Multimodal Operations. The increase for personal services was determined by the number of multimodal employees performing highway activities, such as plowing snow. The increase for expense and equipment was determined based on federal funding now available under the federal transportation reauthorization act entitled Moving Ahead for Progress in the 21st Century (MAP-21) and the required state match.

The Governor's Recommendation is the same amount as the department's request.

NEW DECISION ITEM
RANK: 11 OF 17

Department of Transportation	Budget Unit: Multimodal Administration
Division: Multimodal Operations	
DI Name: Multimodal Administration Expansion	DI# 1605012

4. DESCRIBE THE DETAILED ASSUMPTIONS USED TO DERIVE THE SPECIFIC REQUESTED AMOUNT. (How did you determine that the requested number of FTE were appropriate? From what source or standard did you derive the requested levels of funding? Were alternatives such as outsourcing or automation considered? If based on new legislation, does request tie to TAFP fiscal note? If not, explain why. Detail which portions of the request are one-times and how those amounts were calculated.)

This appropriations request is for the expansion of the core for administration of Multimodal Operations. The increase for personal services was determined by the number of multimodal employees performing highway activities, such as plowing snow. The increase for expense and equipment was determined based on federal funding now available under the federal transportation reauthorization act entitled Moving Ahead for Progress in the 21st Century (MAP-21) and the required state match.

5. BREAK DOWN THE REQUEST BY BUDGET OBJECT CLASS, JOB CLASS, AND FUND SOURCE. IDENTIFY ONE-TIME COSTS.

Budget Object Class	Job Class	Dept Req GR DOLLARS	Dept Req GR FTE	Dept Req FED DOLLARS	Dept Req FED FTE	Dept Req OTHER DOLLARS	Dept Req OTHER FTE	Dept Req TOTAL DOLLARS	Dept Req TOTAL FTE	Dept Req One-Time DOLLARS
				\$0		\$20,000	0.38	\$20,000	0.38	\$0
Total PS		\$0	0.0	\$0	0.0	\$20,000	0.38	\$20,000	0.38	\$0
140				\$35,000				\$35,000		
190						\$7,000		\$7,000		
320				\$34,000		\$6,000		\$40,000		
340						\$10,300		\$10,300		
400						\$4,000		\$4,000		
480						\$2,000		\$2,000		
580						\$500		\$500		
590						\$100		\$100		
740				\$600		\$2,500		\$3,100		
Total EE		\$0		\$69,600		\$32,400		\$102,000		\$0
Total PSD		\$0		\$0		\$0		\$0		\$0
Grand Total		\$0	0.0	\$69,600	0.0	\$52,400	0.38	\$122,000	0.38	\$0

NEW DECISION ITEM
RANK: 11 OF 17

Department of Transportation		Budget Unit: Multimodal Administration								
Division: Multimodal Operations										
DI Name: Multimodal Administration Expansion		DI# 1605012								
Budget Object Class	Job Class	Gov Req GR DOLLARS	Gov Req GR FTE	Gov Req FED DOLLARS	Gov Req FED FTE	Gov Req OTHER DOLLARS	Gov Req OTHER FTE	Gov Req TOTAL DOLLARS	Gov Req TOTAL FTE	Gov Req One-Time DOLLARS
120				\$0		\$20,000	0.38	\$0	0.0	\$0
Total PS		\$0	0.0	\$0	0.0	\$20,000	0.38	\$20,000	0.38	\$0
140				\$35,000				\$35,000		\$0
190						\$7,000		\$7,000		\$0
320				\$34,000		\$6,000		\$40,000		\$0
340						\$10,300		\$10,300		\$0
400						\$4,000		\$4,000		\$0
480						\$2,000		\$2,000		\$0
580						\$500		\$500		\$0
590						\$100		\$100		\$0
740				\$600		\$2,500		\$3,100		\$0
Total EE		\$0		\$69,600		\$32,400		\$102,000		\$0
Total PSD		\$0		\$0		\$0		\$0		\$0
Grand Total		\$0	0.0	\$69,600	0.0	\$52,400	0.38	\$122,000	0.38	\$0

NEW DECISION ITEM

RANK: 11 OF 17

Department Transportation	Budget Unit: <u>Multimodal Administration</u>
Division: <u>Multimodal Operations</u>	
DI Name: <u>Multimodal Administration Expansion</u>	DI# <u>1605012</u>

6. PERFORMANCE MEASURES (If new decision item has an associated core, separately identify projected performance with & without additional funding.)

6a. Provide an effectiveness measure.

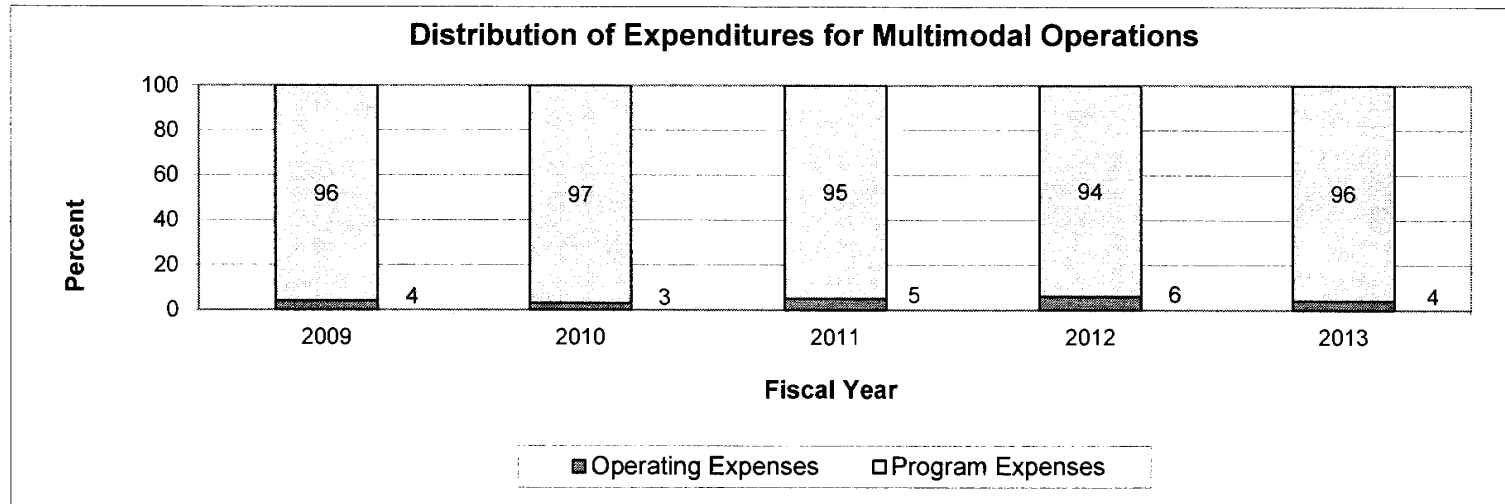
State Funding¹ for Multimodal Programs

(Dollars in millions)

Fiscal Year	Transit	Rail	Waterways	Aviation	Total
2010	6.6	3.9	0.6	8.6	19.7
2011	3.0	9.6	0.5	8.6	21.7
2012	3.0	9.4	0.6	8.6	21.6
2013	3.0	11.9	0.4	11.0	26.3

¹Truly Agreed Finally Passed (TAFP) Less Restrictions and Vetoes

6b. Provide an efficiency measure.



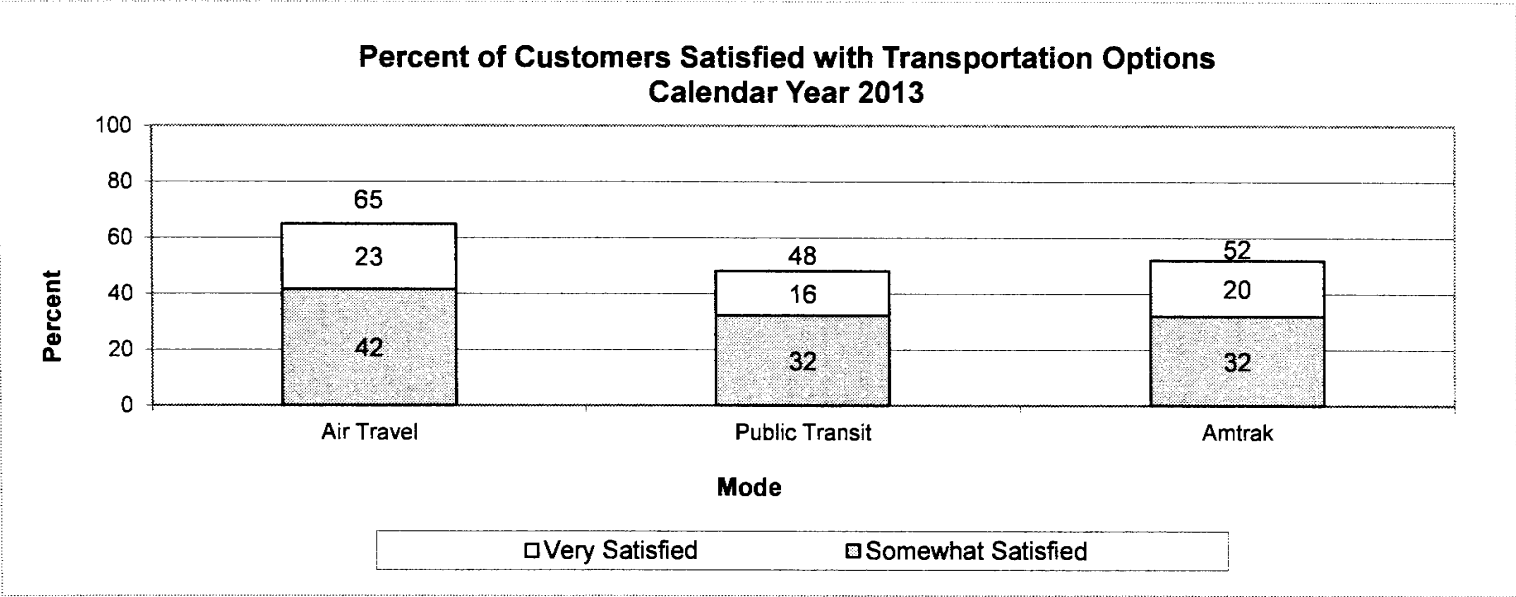
NEW DECISION ITEM
RANK: 11 OF 17

Department Transportation	Budget Unit: Multimodal Administration
Division: Multimodal Operations	
DI Name: Multimodal Administration Expansion	DI# 1605012

6c. Provide the number of clients/individuals served, if applicable.

N/A

6d. Provide a customer satisfaction measure, if available.



Data is collected through telephone surveys annually from interviews of approximately 3,500 randomly selected adult Missourians. MoDOT's customer is the public. The graph measures the public's perception of MoDOT's performance in providing transportation options.

NEW DECISION ITEM
RANK: 11 OF 17

Department of Transportation	Budget Unit: Multimodal Administration
Division: Multimodal Operations	
DI Name: Multimodal Administration Expansion	DI# 1605012

7. STRATEGIES TO ACHIEVE THE PERFORMANCE MEASUREMENT TARGETS:

This funding will allow Multimodal Operations staff to provide assistance and administration of the multimodal programs within the state of Missouri.

DECISION ITEM DETAIL

Budget Unit	FY 2013	FY 2013	FY 2014	FY 2014	FY 2015	FY 2015	FY 2015	FY 2015
Decision Item	ACTUAL	ACTUAL	BUDGET	BUDGET	DEPT REQ	DEPT REQ	GOV REC	GOV REC
Budget Object Class	DOLLAR	FTE	DOLLAR	FTE	DOLLAR	FTE	DOLLAR	FTE
MULTIMODAL OPERATIONS ADMIN								
MO Operating Expansion Adm - 1605012								
RAIL SAFETY SPECIALIST	0	0.00	0	0.00	5,909	0.13	5,909	0.13
EXECUTIVE ASSISTANT	0	0.00	0	0.00	768	0.02	768	0.02
FINANCIAL SERVICES TECHNICIAN	0	0.00	0	0.00	768	0.03	768	0.03
AIRPLANE PILOT	0	0.00	0	0.00	1,478	0.03	1,478	0.03
RAILROAD OPERATIONS MANAGER	0	0.00	0	0.00	294	0.01	294	0.01
INTERM MULTIMODAL OPER SPECIAL	0	0.00	0	0.00	1,861	0.02	1,861	0.02
ADMINISTRATOR OF FREIGHT DEVEL	0	0.00	0	0.00	2,954	0.04	2,954	0.04
SR FINANCIAL SERVICES SPECIALI	0	0.00	0	0.00	768	0.02	768	0.02
ADMINISTRATOR OF RAILROADS	0	0.00	0	0.00	1,478	0.02	1,478	0.02
RAILROAD PROJECTS MANAGER	0	0.00	0	0.00	2,954	0.05	2,954	0.05
MULTIMODAL OPRATNS DIRECTOR	0	0.00	0	0.00	768	0.01	768	0.01
TOTAL - PS	0	0.00	0	0.00	20,000	0.38	20,000	0.38
TRAVEL, IN-STATE	0	0.00	0	0.00	35,000	0.00	35,000	0.00
SUPPLIES	0	0.00	0	0.00	7,000	0.00	7,000	0.00
PROFESSIONAL DEVELOPMENT	0	0.00	0	0.00	40,000	0.00	40,000	0.00
COMMUNICATION SERV & SUPP	0	0.00	0	0.00	10,300	0.00	10,300	0.00
PROFESSIONAL SERVICES	0	0.00	0	0.00	4,000	0.00	4,000	0.00
COMPUTER EQUIPMENT	0	0.00	0	0.00	2,000	0.00	2,000	0.00
OFFICE EQUIPMENT	0	0.00	0	0.00	500	0.00	500	0.00
OTHER EQUIPMENT	0	0.00	0	0.00	100	0.00	100	0.00
MISCELLANEOUS EXPENSES	0	0.00	0	0.00	3,100	0.00	3,100	0.00
TOTAL - EE	0	0.00	0	0.00	102,000	0.00	102,000	0.00
GRAND TOTAL	\$0	0.00	\$0	0.00	\$122,000	0.38	\$122,000	0.38
GENERAL REVENUE	\$0	0.00	\$0	0.00	\$0	0.00	\$0	0.00
FEDERAL FUNDS	\$0	0.00	\$0	0.00	\$69,600	0.00	\$69,600	0.00
OTHER FUNDS	\$0	0.00	\$0	0.00	\$52,400	0.38	\$52,400	0.38

DECISION ITEM SUMMARY

Budget Unit	FY 2013	FY 2013	FY 2014	FY 2014	FY 2015	FY 2015	FY 2015	FY 2015
Decision Item	ACTUAL	ACTUAL	BUDGET	BUDGET	DEPT REQ	DEPT REQ	GOV REC	GOV REC
Budget Object Summary	DOLLAR	FTE	DOLLAR	FTE	DOLLAR	FTE	DOLLAR	FTE
Fund	DOLLAR	FTE	DOLLAR	FTE	DOLLAR	FTE	DOLLAR	FTE
SUPPORT TO THE MULTIMODAL DIV								
CORE								
PROGRAM-SPECIFIC								
MULTIMODAL OPERATIONS FEDERAL	41,845	0.00	83,500	0.00	83,500	0.00	83,500	0.00
RAILROAD EXPENSE	66,264	0.00	90,500	0.00	90,500	0.00	90,500	0.00
STATE TRANSPORTATION FUND	17,009	0.00	35,000	0.00	35,000	0.00	35,000	0.00
AVIATION TRUST FUND	68,190	0.00	75,567	0.00	75,567	0.00	75,567	0.00
TOTAL - PD	193,308	0.00	284,567	0.00	284,567	0.00	284,567	0.00
TOTAL	193,308	0.00	284,567	0.00	284,567	0.00	284,567	0.00
GRAND TOTAL	\$193,308	0.00	\$284,567	0.00	\$284,567	0.00	\$284,567	0.00

CORE DECISION ITEM

Department of Transportation	Budget Unit: Multimodal Administration
Division: Multimodal Operations	
Core: Support to Multimodal Division	

1. CORE FINANCIAL SUMMARY

	FY 2015 Budget Request					FY 2015 Governor's Recommendation			
	GR	Federal	Other	Total		GR	Federal	Other	Total
PS	\$0	\$0	\$0	\$0	PS	\$0	\$0	\$0	\$0
EE	\$0	\$0	\$0	\$0	EE	\$0	\$0	\$0	\$0
PSD	\$0	\$83,500	\$201,067	\$284,567	PSD	\$0	\$83,500	\$201,067	\$284,567
Total	\$0	\$83,500	\$201,067	\$284,567	Total	\$0	\$83,500	\$201,067	\$284,567
FTE	0.00	0.00	0.00	0.00	FTE	0.00	0.00	0.00	0.00

Est. Fringe	\$0	\$0	\$0	\$0
--------------------	-----	-----	-----	-----

Note: Fringes budgeted in House Bill 5 except for certain fringes budgeted directly to MoDOT, Highway Patrol, and Conservation.

Est. Fringe	\$0	\$0	\$0	\$0
--------------------	-----	-----	-----	-----

Note: Fringes budgeted in House Bill 5 except for certain fringes budgeted directly to MoDOT, Highway Patrol, and Conservation.

Other Funds: Railroad Expense Fund (0659), State Transportation Fund (0675) & Aviation Trust Fund (0952)

Other Funds: Railroad Expense Fund (0659), State Transportation Fund (0675) & Aviation Trust Fund (0952)

2. CORE DESCRIPTION

These appropriations reimburse the State Road Fund for the use of other MoDOT employees and equipment in providing support as the division carries out its transportation responsibilities in the areas of aviation, railroads, transit and waterways.

The Governor's Recommendation is the same amount as the department's request.

3. PROGRAM LISTING (list programs included in this core funding)

124 public general aviation airports
 33 general public transportation providers
 200 elderly and disabled special transportation providers
 14 Missouri port authorities and 1 three-state port commission
 Two daily intercity passenger trains between St. Louis and Kansas City

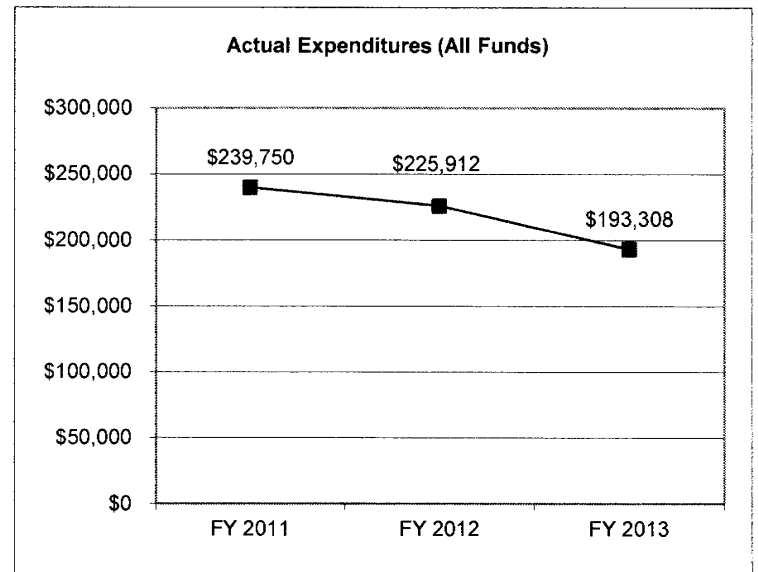
18 railroad companies which involve safety and highway related projects, including inspections and compliance resolutions for approximately 4,000 miles of railroad track, over 3,800 public highway/rail crossings and 3,000 private crossings.
 1 light rail operator

CORE DECISION ITEM

Department of Transportation	Budget Unit: <u>Multimodal Administration</u>
Division: Multimodal Operations	
Core: Support to Multimodal Division	

4. FINANCIAL HISTORY

	FY 2011 Actual	FY 2012 Actual	FY 2013 Actual	FY 2014 Current Yr.
Appropriation (All Funds)	\$312,550	\$312,550	\$284,567	\$284,567
Less Reverted (All Funds)	\$0	\$0	\$0	N/A
Budget Authority (All Funds)	\$312,550	\$312,550	\$284,567	N/A
Actual Expenditures (All Funds)	\$239,750	\$225,912	\$193,308	N/A
Unexpended (All Funds)	\$72,800	\$86,638	\$91,259	N/A
Unexpended, by Fund:				
General Revenue	\$0	\$0	\$0	N/A
Federal	\$4,930	\$14,892	\$41,655	N/A
Other	\$67,870	\$71,746	\$49,604	N/A



Reverted includes Governor's standard 3 percent reserve (when applicable) and any extraordinary withholdings.

NOTES:

CORE RECONCILIATION

STATE
SUPPORT TO THE MULTIMODAL DIV

5. CORE RECONCILIATION

	Budget Class	FTE	GR	Federal	Other	Total	Explanation
TAFP AFTER VETOES							
	PD	0.00	0	83,500	201,067	284,567	
	Total	0.00	0	83,500	201,067	284,567	
DEPARTMENT CORE REQUEST							
	PD	0.00	0	83,500	201,067	284,567	
	Total	0.00	0	83,500	201,067	284,567	
GOVERNOR'S RECOMMENDED CORE							
	PD	0.00	0	83,500	201,067	284,567	
	Total	0.00	0	83,500	201,067	284,567	

DECISION ITEM DETAIL

Budget Unit	FY 2013	FY 2013	FY 2014	FY 2014	FY 2015	FY 2015	FY 2015	FY 2015
Decision Item	ACTUAL	ACTUAL	BUDGET	BUDGET	DEPT REQ	DEPT REQ	GOV REC	GOV REC
Budget Object Class	DOLLAR	FTE	DOLLAR	FTE	DOLLAR	FTE	DOLLAR	FTE
SUPPORT TO THE MULTIMODAL DIV								
CORE								
PROGRAM DISTRIBUTIONS	193,308	0.00	284,567	0.00	284,567	0.00	284,567	0.00
TOTAL - PD	193,308	0.00	284,567	0.00	284,567	0.00	284,567	0.00
GRAND TOTAL	\$193,308	0.00	\$284,567	0.00	\$284,567	0.00	\$284,567	0.00
GENERAL REVENUE	\$0	0.00	\$0	0.00	\$0	0.00	\$0	0.00
FEDERAL FUNDS	\$41,845	0.00	\$83,500	0.00	\$83,500	0.00	\$83,500	0.00
OTHER FUNDS	\$151,463	0.00	\$201,067	0.00	\$201,067	0.00	\$201,067	0.00

PROGRAM DESCRIPTION

Department of Transportation
Support to the Multimodal Division
Program is found in the following core budget(s): Support to Multimodal Operations

1. What does this program do?

These appropriations reimburse the State Road Fund for the use of other MoDOT employees and equipment in providing support as the division carries out its transportation responsibilities in the areas of aviation, railroads, transit and waterways.

2. What is the authorization for this program, i.e., federal or state statute, etc.? (Include the federal program number, if applicable.)

Article IV, Section 30(c), MO Constitution, Title 23 USC 130, Title 49 USC (various programs), 33.546, 226.225, 305.230 and 622.015, RSMo

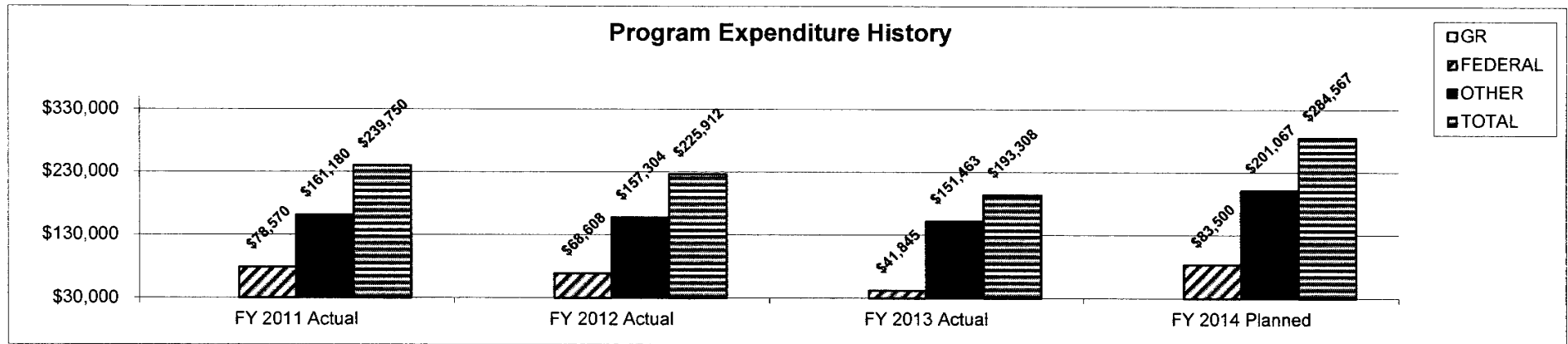
3. Are there federal matching requirements? If yes, please explain.

Depending on the program, administrative federal funds can require a match up to 20 percent of state funds.

4. Is this a federally mandated program? If yes, please explain.

No.

5. Provide actual expenditures for the prior three fiscal years and planned expenditures for the current fiscal year.



6. What are the sources of the "Other" funds?

Railroad Expense Fund (0659), State Transportation Fund (0675) and Aviation Trust Fund (0952)

PROGRAM DESCRIPTION

Department of Transportation
Support to the Multimodal Division
Program is found in the following core budget(s): Support to Multimodal Operations

7a. Provide an effectiveness measure.

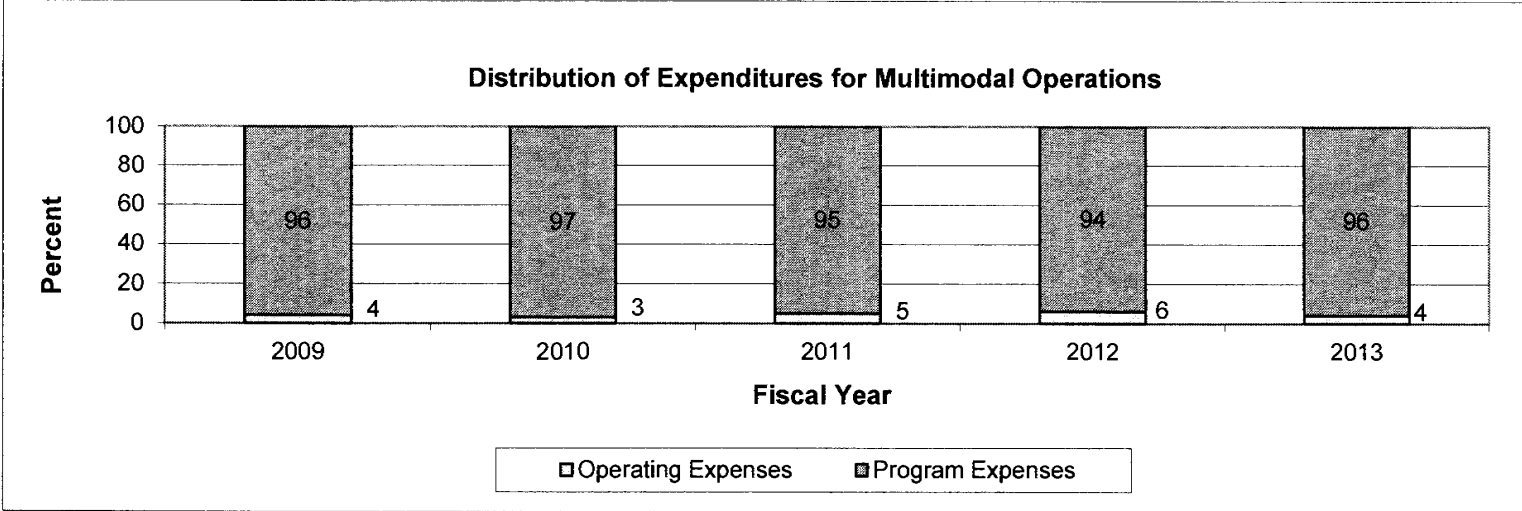
State Funding for Multimodal Programs

(Dollars in millions)

Fiscal Year	Transit	Rail	Waterways	Aviation	Total
2009 ¹	6.9	14.5	7.3	5.6	34.3
2010 ¹	6.6	3.9	0.6	8.6	19.7
2011 ¹	3.0	9.6	0.5	8.6	21.7
2012 ¹	3.0	9.4	0.6	8.6	21.6
2013 ¹	3.0	11.9	0.4	11.0	26.3

¹Truly Agreed and Finally Passed (TAFP) less Restrictions and Vetoes

7b. Provide an efficiency measure.



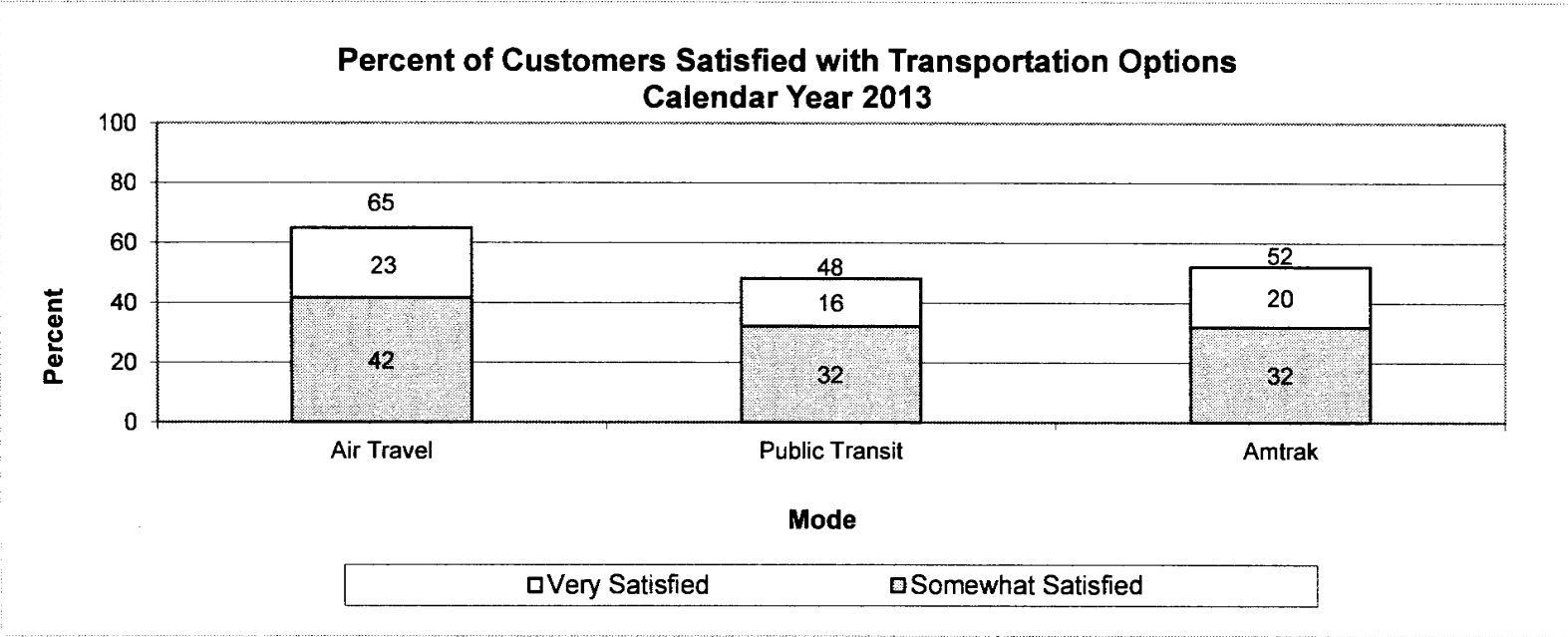
PROGRAM DESCRIPTION

Department of Transportation
Support to the Multimodal Division
Program is found in the following core budget(s): Support to Multimodal Operations

7c. Provide the number of clients/individuals served, if applicable.

N/A

7d. Provide a customer satisfaction measure, if available.



Data is collected through telephone surveys annually from interviews of approximately 3,500 randomly selected adult Missourians. MoDOT's customer is the public. The graph measures the public's perception of MoDOT's performance in providing transportation options.

**Revolving Loan
Fund - Core**

DECISION ITEM SUMMARY

Budget Unit	FY 2013	FY 2013	FY 2014	FY 2014	FY 2015	FY 2015	FY 2015	FY 2015
Decision Item	ACTUAL	ACTUAL	BUDGET	BUDGET	DEPT REQ	DEPT REQ	GOV REC	GOV REC
Budget Object Summary	DOLLAR	FTE	DOLLAR	FTE	DOLLAR	FTE	DOLLAR	FTE
Fund								
MULTIMODAL REVOLVING LOAN								
CORE								
PROGRAM-SPECIFIC								
STATE TRANSPORT ASSIST REVOLV	0	0.00	1,000,000	0.00	1,000,000	0.00	1,000,000	0.00
TOTAL - PD	0	0.00	1,000,000	0.00	1,000,000	0.00	1,000,000	0.00
TOTAL	0	0.00	1,000,000	0.00	1,000,000	0.00	1,000,000	0.00
GRAND TOTAL	\$0	0.00	\$1,000,000	0.00	\$1,000,000	0.00	\$1,000,000	0.00

CORE DECISION ITEM

Department of Transportation	Budget Unit: Multimodal Operations
Division: Multimodal Operations	
Core: Multimodal State Transportation Assistance Revolving Loan (STAR)	

1. CORE FINANCIAL SUMMARY

	FY 2015 Budget Request					FY 2015 Governor's Recommendation			
	GR	Federal	Other	Total		GR	Federal	Other	Total
PS	\$0	\$0	\$0	\$0	PS	\$0	\$0	\$0	\$0
EE	\$0	\$0	\$0	\$0	EE	\$0	\$0	\$0	\$0
PSD	\$0	\$0	\$1,000,000	\$1,000,000	PSD	\$0	\$0	\$1,000,000	\$1,000,000
Total	\$0	\$0	\$1,000,000	\$1,000,000	Total	\$0	\$0	\$1,000,000	\$1,000,000
FTE	0.00	0.00	0.00	0.00	FTE	0.00	0.00	0.00	0.00

Est. Fringe	\$0	\$0	\$0	\$0
--------------------	-----	-----	-----	-----

Note: Fringes budgeted in House Bill 5 except for certain fringes budgeted directly to MoDOT, Highway Patrol, and Conservation.

Est. Fringe	\$0	\$0	\$0	\$0
--------------------	-----	-----	-----	-----

Note: Fringes budgeted in House Bill 5 except for certain fringes budgeted directly to MoDOT, Highway Patrol, and Conservation.

Other Funds: State Transportation Assistance Revolving Fund (0841)

Other Funds: State Transportation Assistance Revolving Fund (0841)

2. CORE DESCRIPTION

This appropriation is for the continuation of the loan program that provides loans to transportation organizations for non-highway transportation infrastructure. These loans are made from the State Transportation Assistance Revolving (STAR) loan fund. The program provides loans for the following:

- The planning, acquisition, development and construction of facilities for air, water, rail or public transportation;
- The purchase of vehicles for transportation of elderly and disabled persons; or
- The purchase of rolling stock for transit purposes.

The Governor's Recommendation is the same amount as the department's request.

3. PROGRAM LISTING (list programs included in this core funding)

- Current Outstanding Loans:
- City of Brookfield and City of Marceline
 - City of Branson West (2 outstanding loans)
 - City of Bolivar
 - City of Camdenton (2 outstanding loans)
 - City of Neosho
 - City of Nevada

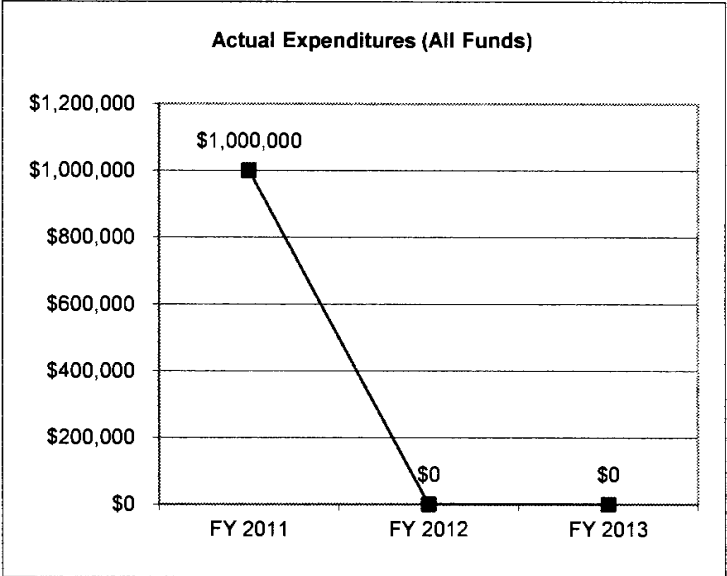
CORE DECISION ITEM

Department of Transportation **Budget Unit: Multimodal Operations**
Division: Multimodal Operations
Core: Multimodal State Transportation Assistance Revolving Loan (STAR)

4. FINANCIAL HISTORY

	FY 2011 Actual	FY 2012 Actual	FY 2013 Actual	FY 2014 Current Yr.
Appropriation (All Funds)	\$550,000	\$550,000	\$1,000,000	\$1,000,000
Less Reverted (All Funds)	\$0	\$0	\$0	N/A
Budget Authority (All Funds)	\$550,000	\$550,000	\$1,000,000	N/A
Actual Expenditures (All Funds)	\$1,000,000	\$0	\$0	N/A
Unexpended (All Funds)	(\$450,000)	\$550,000	\$1,000,000	N/A
Unexpended, by Fund:				
General Revenue	\$0	\$0	\$0	N/A
Federal	\$0	\$0	\$0	N/A
Other	(\$450,000)	\$550,000	\$1,000,000	N/A

1



Reverted includes Governor's standard 3 percent reserve (when applicable) and any extraordinary withholdings.

NOTES:
1 - Appropriation increased during fiscal year to cover expenditures / encumbrances

CORE RECONCILIATION

**STATE
MULTIMODAL REVOLVING LOAN**

5. CORE RECONCILIATION

	Budget Class	FTE	GR	Federal	Other	Total	Explanation
TAFP AFTER VETOES							
	PD	0.00	0	0	1,000,000	1,000,000	
	Total	0.00	0	0	1,000,000	1,000,000	
DEPARTMENT CORE REQUEST							
	PD	0.00	0	0	1,000,000	1,000,000	
	Total	0.00	0	0	1,000,000	1,000,000	
GOVERNOR'S RECOMMENDED CORE							
	PD	0.00	0	0	1,000,000	1,000,000	
	Total	0.00	0	0	1,000,000	1,000,000	

DECISION ITEM DETAIL

Budget Unit	FY 2013	FY 2013	FY 2014	FY 2014	FY 2015	FY 2015	FY 2015	FY 2015
Decision Item	ACTUAL	ACTUAL	BUDGET	BUDGET	DEPT REQ	DEPT REQ	GOV REC	GOV REC
Budget Object Class	DOLLAR	FTE	DOLLAR	FTE	DOLLAR	FTE	DOLLAR	FTE
MULTIMODAL REVOLVING LOAN								
CORE								
PROGRAM DISTRIBUTIONS	0	0.00	1,000,000	0.00	1,000,000	0.00	1,000,000	0.00
TOTAL - PD	0	0.00	1,000,000	0.00	1,000,000	0.00	1,000,000	0.00
GRAND TOTAL	\$0	0.00	\$1,000,000	0.00	\$1,000,000	0.00	\$1,000,000	0.00
GENERAL REVENUE	\$0	0.00	\$0	0.00	\$0	0.00	\$0	0.00
FEDERAL FUNDS	\$0	0.00	\$0	0.00	\$0	0.00	\$0	0.00
OTHER FUNDS	\$0	0.00	\$1,000,000	0.00	\$1,000,000	0.00	\$1,000,000	0.00

PROGRAM DESCRIPTION

Department of Transportation
Multimodal Revolving Loan
Program is found in the following core budget(s): Multimodal Revolving Loan

1. What does this program do?

This appropriation is for the continuation of the loan program that provides loans to transportation organizations for non-highway transportation infrastructure. These loans are made from the State Transportation Assistance Revolving (STAR) loan fund. The program provides loans for the following:

- The planning, acquisition, development and construction of facilities for air, water, rail or public transportation;
- The purchase of vehicles for transportation of elderly and disabled persons; or
- The purchase of rolling stock for transit purposes.

2. What is the authorization for this program, i.e., federal or state statute, etc.? (Include the federal program number, if applicable.)

Article IV, Section 30(c), MO Constitution and 226.191, RSMo


3. Are there federal matching requirements? If yes, please explain.

No federal match required.

4. Is this a federally mandated program? If yes, please explain.

No.

5. Provide actual expenditures for the prior three fiscal years and planned expenditures for the current fiscal year.



6. What are the sources of the "Other" funds?

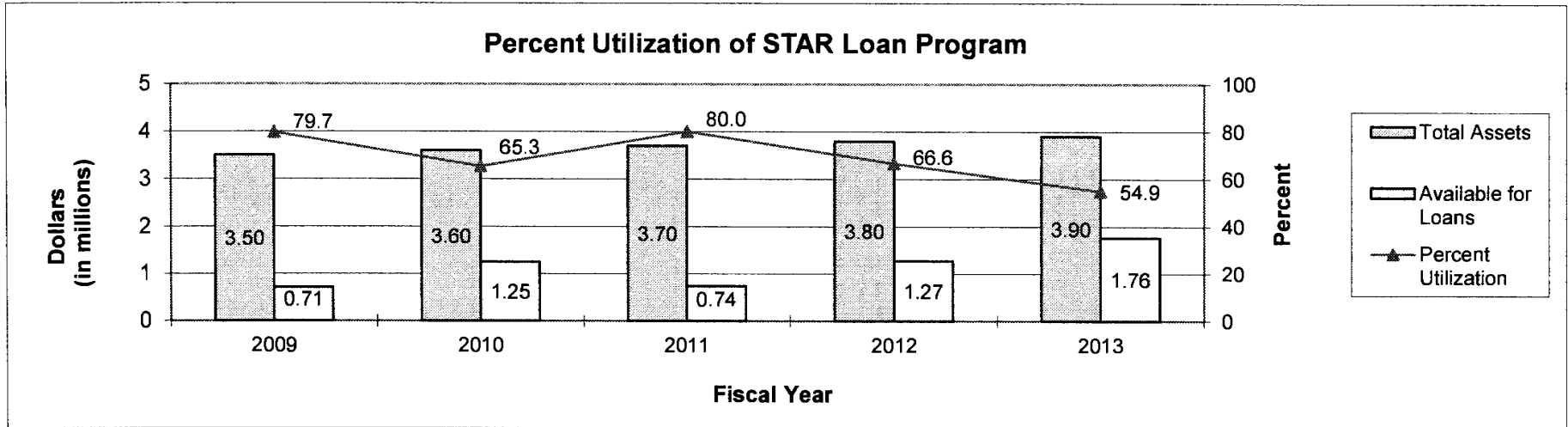
State Transportation Assistance Revolving Fund (0841)

PROGRAM DESCRIPTION

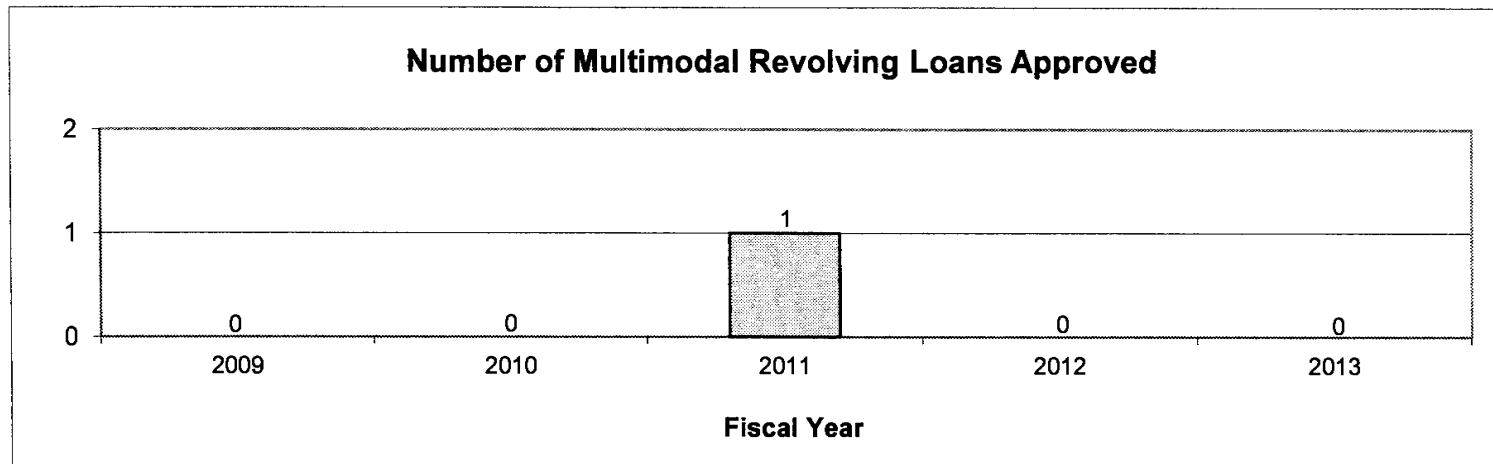
Department of Transportation
 Multimodal Revolving Loan
 Program is found in the following core budget(s): Multimodal Revolving Loan

7a. Provide an effectiveness measure.

7b. Provide an efficiency measure.



7c. Provide the number of clients/individuals served, if applicable.



7d. Provide a customer satisfaction measure, if available.

N/A

DECISION ITEM SUMMARY

Budget Unit								
Decision Item	FY 2013	FY 2013	FY 2014	FY 2014	FY 2015	FY 2015	FY 2015	FY 2015
Budget Object Summary	ACTUAL	ACTUAL	BUDGET	BUDGET	DEPT REQ	DEPT REQ	GOV REC	GOV REC
Fund	DOLLAR	FTE	DOLLAR	FTE	DOLLAR	FTE	DOLLAR	FTE
FED RAIL, PORT & FREIGHT ASST								
CORE								
PROGRAM-SPECIFIC								
MULTIMODAL OPERATIONS FEDERAL	0	0.00	1,000,000	0.00	1,000,000	0.00	1,000,000	0.00
TOTAL - PD	0	0.00	1,000,000	0.00	1,000,000	0.00	1,000,000	0.00
TOTAL	0	0.00	1,000,000	0.00	1,000,000	0.00	1,000,000	0.00
GRAND TOTAL	\$0	0.00	\$1,000,000	0.00	\$1,000,000	0.00	\$1,000,000	0.00

CORE DECISION ITEM

Department of Transportation	Budget Unit: <u>Multimodal Operations</u>
Division: <u>Multimodal Operations</u>	
Core: <u>Federal Rail, Port and Freight Assistance</u>	

1. CORE FINANCIAL SUMMARY

	FY 2014 Budget Request					FY 2014 Governor's Recommendation			
	GR	Federal	Other	Total		GR	Federal	Other	Total
PS	\$0	\$0	\$0	\$0	PS	\$0	\$0	\$0	\$0
EE	\$0	\$0	\$0	\$0	EE	\$0	\$0	\$0	\$0
PSD	\$0	\$1,000,000	\$0	\$1,000,000	PSD	\$0	\$1,000,000	\$0	\$1,000,000
Total	\$0	\$1,000,000	\$0	\$1,000,000	Total	\$0	\$1,000,000	\$0	\$1,000,000
FTE	0.00	0.00	0.00	0.00	FTE	0.00	0.00	0.00	0.00

Est. Fringe	\$0	\$0	\$0	\$0
--------------------	-----	-----	-----	-----

Note: Fringes budgeted in House Bill 5 except for certain fringes budgeted directly to MoDOT, Highway Patrol, and Conservation.

Est. Fringe	\$0	\$0	\$0	\$0
--------------------	-----	-----	-----	-----

Note: Fringes budgeted in House Bill 5 except for certain fringes budgeted directly to MoDOT, Highway Patrol, and Conservation.

Other Funds:

Other Funds:

2. CORE DESCRIPTION

The appropriation provides MoDOT authority to spend funds received from federal grants associated with rail, port and freight improvements.

The Governor's Recommendation is the same amount as the department's request.

3. PROGRAM LISTING (list programs included in this core funding)

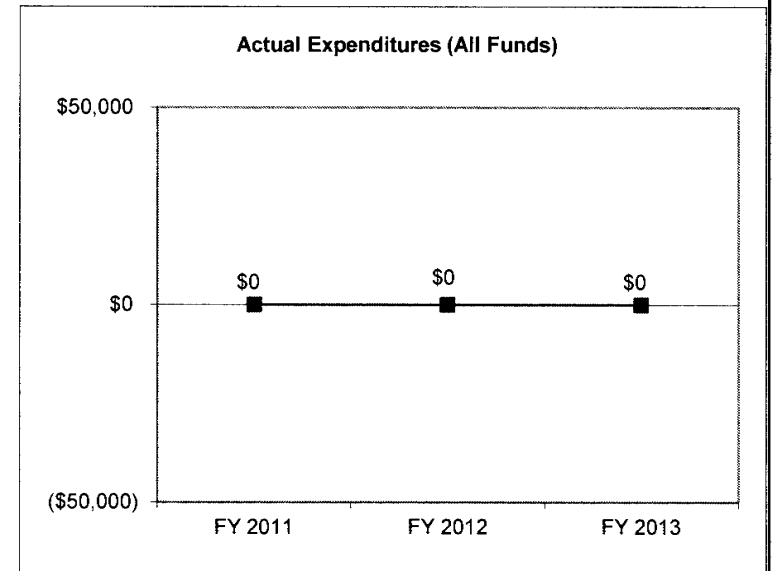
Missouri has 14 port authorities and 1 three-state port commission and there are approximately 4,000 miles of main rail track, 2,500 miles of yard rail track and about 7,000 public and private crossings.

CORE DECISION ITEM

Department of Transportation	Budget Unit: <u>Multimodal Operations</u>
Division: Multimodal Operations	
Core: Federal Rail, Port and Freight Assistance	

4. FINANCIAL HISTORY

	FY 2011 Actual	FY 2012 Actual	FY 2013 Actual	FY 2014 Current Yr.
Appropriation (All Funds)	\$0	\$0	\$1,000,000	\$1,000,000
Less Reverted (All Funds)	\$0	\$0	\$0	N/A
Budget Authority (All Funds)	\$0	\$0	\$1,000,000	N/A
Actual Expenditures (All Funds)	\$0	\$0	\$0	N/A
Unexpended (All Funds)	\$0	\$0	\$1,000,000	N/A
Unexpended, by Fund:				
General Revenue	\$0	\$0	\$0	N/A
Federal	\$0	\$0	\$1,000,000	N/A
Other	\$0	\$0	\$0	N/A



Reverted includes Governor's standard 3 percent reserve (when applicable) and any extraordinary withholdings.

NOTES:

CORE RECONCILIATION

**STATE
FED RAIL, PORT & FREIGHT ASST**

5. CORE RECONCILIATION

	Budget Class	FTE	GR	Federal	Other	Total	Explanation
TAFP AFTER VETOES	PD	0.00	0	1,000,000	0	1,000,000	
	Total	0.00	0	1,000,000	0	1,000,000	
DEPARTMENT CORE REQUEST	PD	0.00	0	1,000,000	0	1,000,000	
	Total	0.00	0	1,000,000	0	1,000,000	
GOVERNOR'S RECOMMENDED CORE	PD	0.00	0	1,000,000	0	1,000,000	
	Total	0.00	0	1,000,000	0	1,000,000	

DECISION ITEM DETAIL

Budget Unit	FY 2013	FY 2013	FY 2014	FY 2014	FY 2015	FY 2015	FY 2015	FY 2015
Decision Item	ACTUAL	ACTUAL	BUDGET	BUDGET	DEPT REQ	DEPT REQ	GOV REC	GOV REC
Budget Object Class	DOLLAR	FTE	DOLLAR	FTE	DOLLAR	FTE	DOLLAR	FTE
FED RAIL, PORT & FREIGHT ASST								
CORE								
PROGRAM DISTRIBUTIONS	0	0.00	1,000,000	0.00	1,000,000	0.00	1,000,000	0.00
TOTAL - PD	0	0.00	1,000,000	0.00	1,000,000	0.00	1,000,000	0.00
GRAND TOTAL	\$0	0.00	\$1,000,000	0.00	\$1,000,000	0.00	\$1,000,000	0.00
GENERAL REVENUE	\$0	0.00	\$0	0.00	\$0	0.00	\$0	0.00
FEDERAL FUNDS	\$0	0.00	\$1,000,000	0.00	\$1,000,000	0.00	\$1,000,000	0.00
OTHER FUNDS	\$0	0.00	\$0	0.00	\$0	0.00	\$0	0.00

PROGRAM DESCRIPTION

Department of Transportation
Federal Rail, Port and Freight Assistance
Program is found in the following core budget(s): Federal Rail, Port and Freight Assistance

1. What does this program do?

The appropriation provides MoDOT authority to spend funds received from federal grants associated with rail, port and freight improvements.

2. What is the authorization for this program, i.e., federal or state statute, etc.? (Include the federal program number, if applicable.)

Unknown - dependent on the specific federal grant program.

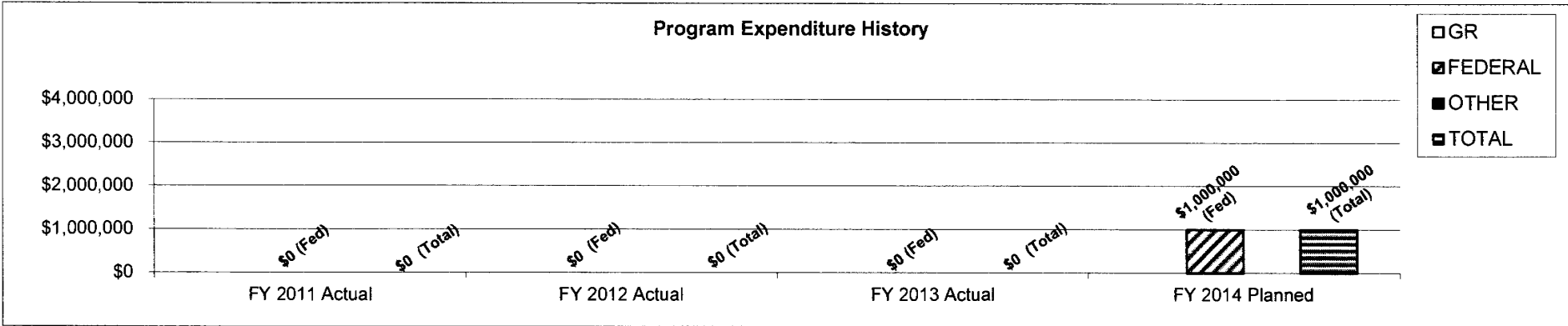
3. Are there federal matching requirements? If yes, please explain.

Unknown - dependent on the specific federal grant program.

4. Is this a federally mandated program? If yes, please explain.

No.

5. Provide actual expenditures for the prior three fiscal years and planned expenditures for the current fiscal year.



6. What are the sources of the "Other" funds?

N/A

PROGRAM DESCRIPTION

Department of Transportation

Federal Rail, Port and Freight Assistance

Program is found in the following core budget(s): Federal Rail, Port and Freight Assistance

7a. Provide an effectiveness measure.

Unknown - dependent on specific federal grant program.

7b. Provide an efficiency measure.

Unknown - dependent on specific federal grant program.

7c. Provide the number of clients/individuals served, if applicable.

N/A

7d. Provide a customer satisfaction measure, if available.

N/A

**Multimodal Transit
Core**

DECISION ITEM SUMMARY

Budget Unit	FY 2013	FY 2013	FY 2014	FY 2014	FY 2015	FY 2015	FY 2015	FY 2015
Decision Item	ACTUAL	ACTUAL	BUDGET	BUDGET	DEPT REQ	DEPT REQ	GOV REC	GOV REC
Budget Object Summary	DOLLAR	FTE	DOLLAR	FTE	DOLLAR	FTE	DOLLAR	FTE
Fund	DOLLAR	FTE	DOLLAR	FTE	DOLLAR	FTE	DOLLAR	FTE
TRANSIT FUNDS FOR STATE								
CORE								
PROGRAM-SPECIFIC								
GENERAL REVENUE	0	0.00	500,000	0.00	500,000	0.00	500,000	0.00
STATE TRANSPORTATION FUND	560,875	0.00	560,875	0.00	560,875	0.00	560,875	0.00
TOTAL - PD	560,875	0.00	1,060,875	0.00	1,060,875	0.00	1,060,875	0.00
TOTAL	560,875	0.00	1,060,875	0.00	1,060,875	0.00	1,060,875	0.00
Transit Funds For State GR Inc - 1605013								
PROGRAM-SPECIFIC								
GENERAL REVENUE	0	0.00	0	0.00	2,000,000	0.00	0	0.00
TOTAL - PD	0	0.00	0	0.00	2,000,000	0.00	0	0.00
TOTAL	0	0.00	0	0.00	2,000,000	0.00	0	0.00
GRAND TOTAL	\$560,875	0.00	\$1,060,875	0.00	\$3,060,875	0.00	\$1,060,875	0.00

CORE DECISION ITEM

Department of Transportation	Budget Unit: Multimodal Operations
Division: Multimodal Operations	
Core: Transit Funds	

1. CORE FINANCIAL SUMMARY

	FY 2015 Budget Request					FY 2015 Governor's Recommendation			
	GR	Federal	Other	Total		GR	Federal	Other	Total
PS	\$0	\$0	\$0	\$0	PS	\$0	\$0	\$0	\$0
EE	\$0	\$0	\$0	\$0	EE	\$0	\$0	\$0	\$0
PSD	\$500,000	\$0	\$560,875	\$1,060,875	PSD	\$500,000	\$0	\$560,875	\$1,060,875
Total	\$500,000	\$0	\$560,875	\$1,060,875	Total	\$500,000	\$0	\$560,875	\$1,060,875

FTE	0.00	0.00	0.00	0.00	FTE	0.00	0.00	0.00	0.00
-----	------	------	------	------	-----	------	------	------	------

Est. Fringe	\$0	\$0	\$0	\$0
--------------------	-----	-----	-----	-----

Note: Fringes budgeted in House Bill 5 except for certain fringes budgeted directly to MoDOT, Highway Patrol, and Conservation.

Est. Fringe	\$0	\$0	\$0	\$0
--------------------	-----	-----	-----	-----

Note: Fringes budgeted in House Bill 5 except for certain fringes budgeted directly to MoDOT, Highway Patrol, and Conservation.

Other Funds: State Transportation Fund (0675)

Other Funds: State Transportation Fund (0675)

2. CORE DESCRIPTION

This appropriation provides state assistance to the 33 public transportation providers. Passenger fares cover less than 20 percent of the direct operating cost to provide transit mobility services. Actual allocation amounts will be dependent on the total number of grant applications received as well as any new qualified applicants that might enter the program for the first time in fiscal year 2015.

The funding helps maintain some level of assistance to the public transportation providers in Missouri.

The Governor's Recommendation is the same amount as the department's request.

3. PROGRAM LISTING (list programs included in this core funding)

Once the applications are received grants will be awarded according to the specified criteria in 7 CSR 10-7.030. The program listing below shows the awards for Fiscal Year 2014.

Public Transportation Provider	Amount	Public Transportation Provider	Amount
Bi-State Metro (St. Louis)	\$246,150	Springfield (City Utilities)	\$15,860
City of St. Charles	\$3,727	St. Joseph	\$9,088
KCATA (Kansas City)	\$120,723	Columbia	\$12,456
Sub-Total Large Metro	\$370,600	Joplin	\$4,761
		Cape Girardeau County Transit Authority	\$3,461
		Jefferson City	\$4,429
		Sub-Total Small Urban	\$50,055

CORE DECISION ITEM

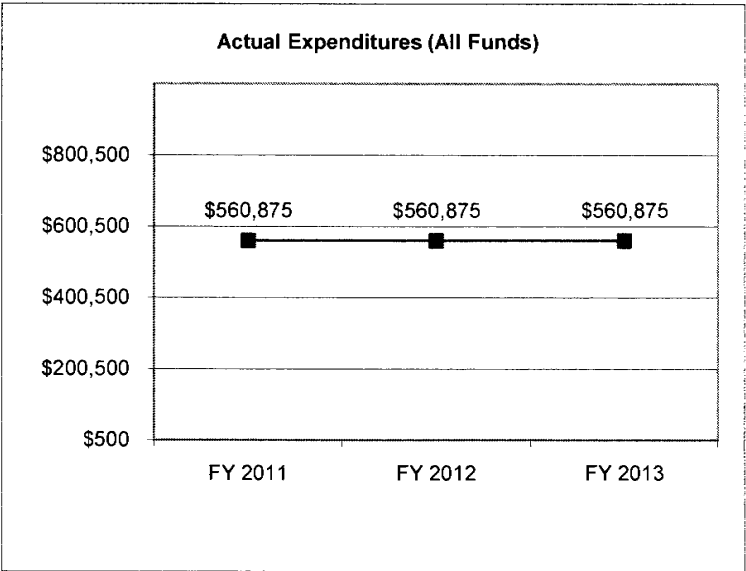
Department of Transportation		Budget Unit: <u>Multimodal Operations</u>
Division: Multimodal Operations		
Core: Transit Funds		
Public Transportation Provider	Amount	
Cape Girardeau County Transit Authority	\$1,617	
City of Bloomfield	\$266	
City of Carthage	\$539	
City of Clinton	\$674	
City of Eldorado Springs	\$442	
City of Excelsior Springs	\$596	
City of Houston	\$427	
City of Lamar	\$595	
City of Marshfield	\$379	
City of Mt. Vernon	\$437	
City of Nevada	\$706	
City of New Madrid	\$276	
City of West Plains	\$652	
Dunklin County Transit Service, Inc.	\$1,421	
Franklin County Transportation Council	\$3,379	
Licking Bridge Builders	\$203	
Macon Area Chamber of Commerce	\$278	
Mississippi County Transit System	\$822	
OATS, Inc.	\$103,833	
Ray County Transportation	\$2,985	
Ripley County Transit	\$912	
Scott County Transportation System	\$767	
SERVE	\$1,710	
SMTS, Inc.	\$15,213	
Stoddard County Transit Services	\$1,090	
Sub-Total Rural Transit	<u>140,219</u>	
Total	<u><u>\$560,874</u></u>	

CORE DECISION ITEM

Department of Transportation	Budget Unit: <u>Multimodal Operations</u>
Division: Multimodal Operations	
Core: Transit Funds	

4. FINANCIAL HISTORY

	FY 2011 Actual	FY 2012 Actual	FY 2013 Actual	FY 2014 Current Yr.
Appropriation (All Funds)	\$6,601,588	\$560,875	\$560,875	\$1,060,875
Less Reverted (All Funds)	(\$6,040,713)	\$0	\$0	N/A
Budget Authority (All Funds)	\$560,875	\$560,875	\$560,875	N/A
Actual Expenditures (All Funds)	\$560,875	\$560,875	\$560,875	N/A
Unexpended (All Funds)	\$0	\$0	\$0	N/A
Unexpended, by Fund:				
General Revenue	\$0	\$0	\$0	N/A
Federal	\$0	\$0	\$0	N/A
Other	\$0	\$0	\$0	N/A



Reverted includes Governor's standard 3 percent reserve (when applicable) and any extraordinary withholdings.

NOTES:

CORE RECONCILIATION

STATE
TRANSIT FUNDS FOR STATE

5. CORE RECONCILIATION

	Budget Class	FTE	GR	Federal	Other	Total	Explanation
TAFP AFTER VETOES							
	PD	0.00	500,000	0	560,875	1,060,875	
	Total	0.00	500,000	0	560,875	1,060,875	
DEPARTMENT CORE REQUEST							
	PD	0.00	500,000	0	560,875	1,060,875	
	Total	0.00	500,000	0	560,875	1,060,875	
GOVERNOR'S RECOMMENDED CORE							
	PD	0.00	500,000	0	560,875	1,060,875	
	Total	0.00	500,000	0	560,875	1,060,875	

DECISION ITEM DETAIL

Budget Unit	FY 2013	FY 2013	FY 2014	FY 2014	FY 2015	FY 2015	FY 2015	FY 2015
Decision Item	ACTUAL	ACTUAL	BUDGET	BUDGET	DEPT REQ	DEPT REQ	GOV REC	GOV REC
Budget Object Class	DOLLAR	FTE	DOLLAR	FTE	DOLLAR	FTE	DOLLAR	FTE
TRANSIT FUNDS FOR STATE								
CORE								
PROGRAM DISTRIBUTIONS	560,875	0.00	1,060,875	0.00	1,060,875	0.00	1,060,875	0.00
TOTAL - PD	560,875	0.00	1,060,875	0.00	1,060,875	0.00	1,060,875	0.00
GRAND TOTAL	\$560,875	0.00	\$1,060,875	0.00	\$1,060,875	0.00	\$1,060,875	0.00
GENERAL REVENUE	\$0	0.00	\$500,000	0.00	\$500,000	0.00	\$500,000	0.00
FEDERAL FUNDS	\$0	0.00	\$0	0.00	\$0	0.00	\$0	0.00
OTHER FUNDS	\$560,875	0.00	\$560,875	0.00	\$560,875	0.00	\$560,875	0.00

PROGRAM DESCRIPTION

Department of Transportation
Transit Funds
Program is found in the following core budget(s): Transit Funds

1. What does this program do?

This appropriation provides state assistance to the 33 public transportation providers. Passenger fares cover less than 20 percent of the direct operating cost to provide transit mobility services. Actual allocation amounts will be dependent on the total number of applications received as well as any new qualified applicants that might enter the program for the first time in fiscal year 2015.

The funding helps maintain some level of assistance to the public transportation providers in Missouri.

2. What is the authorization for this program, i.e., federal or state statute, etc.? (Include the federal program number, if applicable.)

Article IV, Section 30(c), MO Constitution, 226.195 and 226.225, RSMo

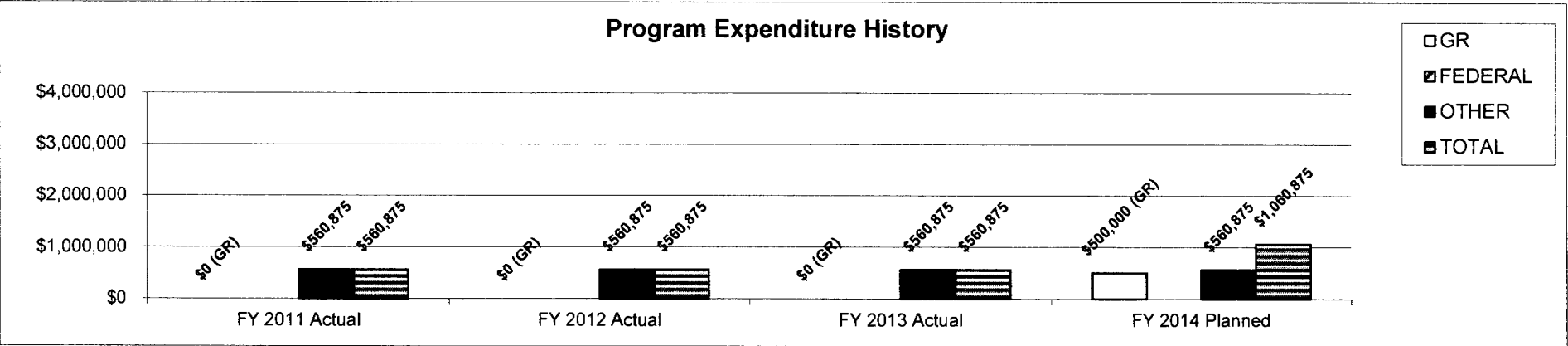
3. Are there federal matching requirements? If yes, please explain.

No.

4. Is this a federally mandated program? If yes, please explain.

No.

5. Provide actual expenditures for the prior three fiscal years and planned expenditures for the current fiscal year.



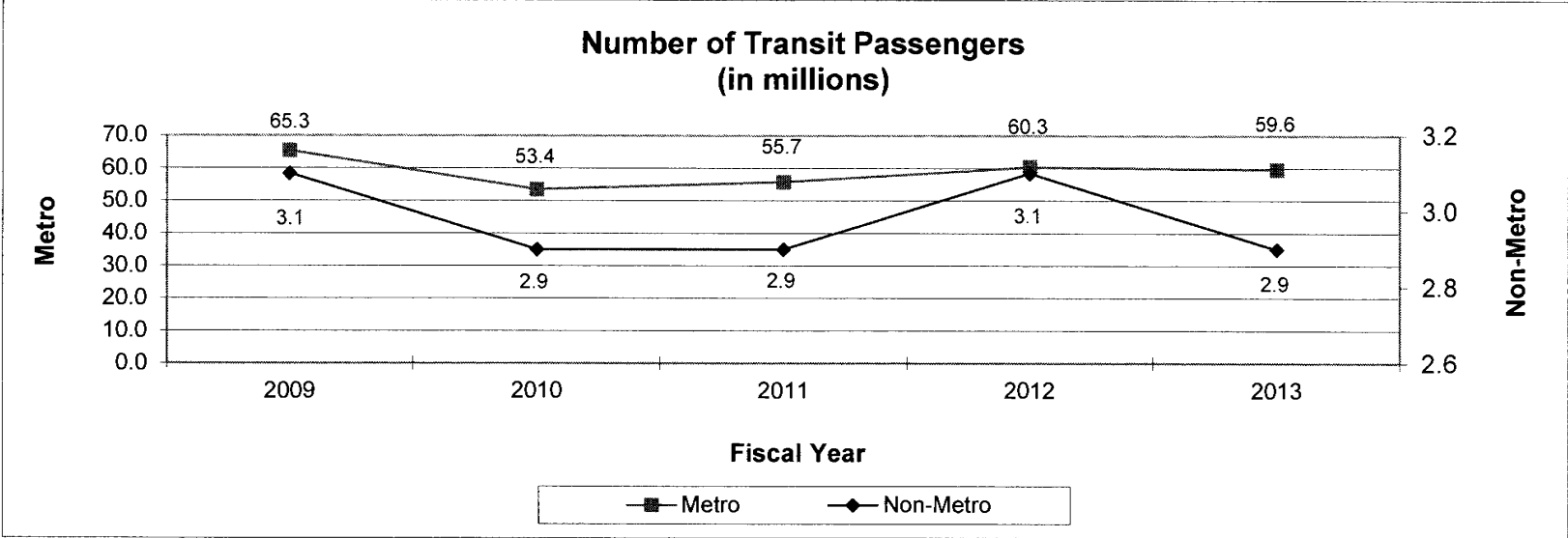
6. What are the sources of the "Other" funds?

State Transportation Fund (0675)

PROGRAM DESCRIPTION

Department of Transportation
Transit Funds
 Program is found in the following core budget(s): **Transit Funds**

7a. Provide an effectiveness measure.



7b. Provide an efficiency measure.

	FY 2011		FY 2012		FY 2013		FY 2014
	Projected	Actual	Projected	Actual	Projected	Actual	Projected
Average Operating Cost Per One-Way Passenger Trip	\$4.21	\$4.39	\$4.75	\$5.52	\$5.75	\$6.74	\$6.50

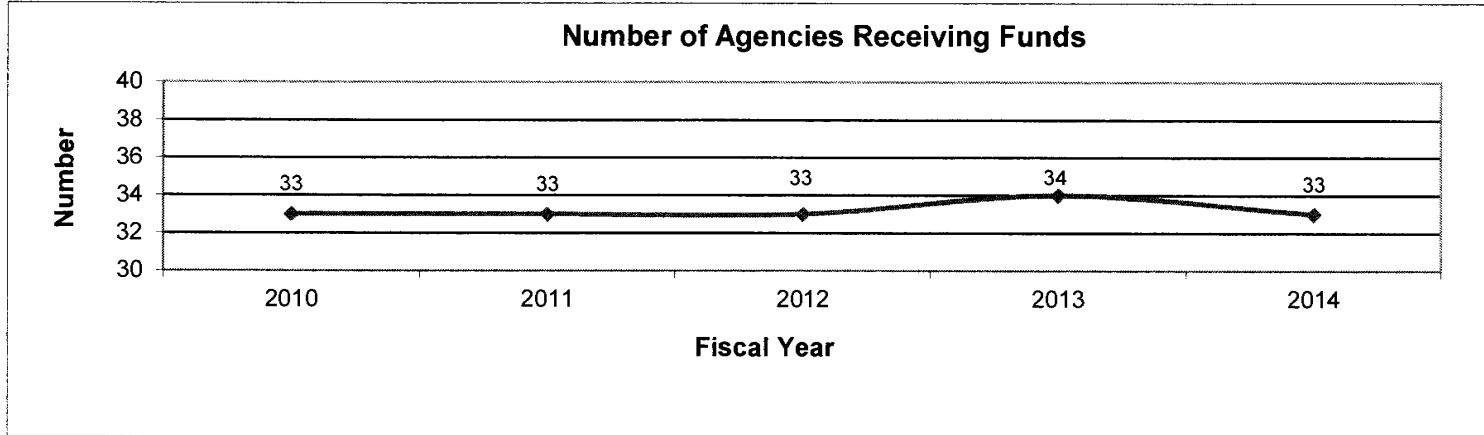
PROGRAM DESCRIPTION

Department of Transportation

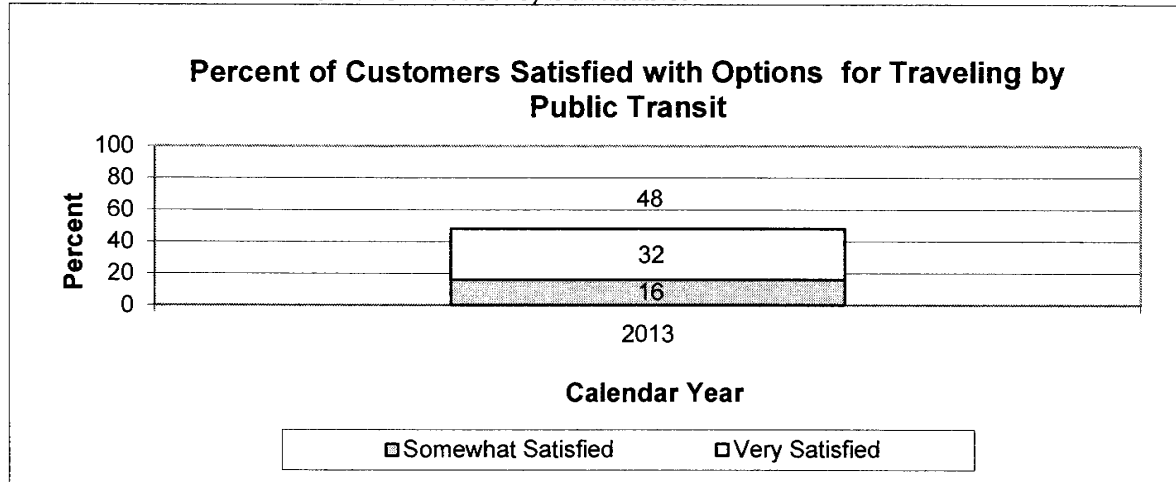
Transit Funds

Program is found in the following core budget(s): Transit Funds

7c. Provide the number of clients/individuals served, if applicable.



7d. Provide a customer satisfaction measure, if available.



Data is collected through telephone surveys annually from interviews of approximately 3,500 randomly selected adult Missourians. MoDOT's customer is the public. The graph measures the public's perception of MoDOT's performance in providing transportation options by public transit such as buses, vans or Metro link.

NEW DECISION ITEM
RANK: 13 OF 17

Department of Transportation	Budget Unit: Multimodal Operations
Division: Multimodal Operations	
DI Name: State Transit Program Expansion	DI# 1605013

1. AMOUNT OF REQUEST

	FY 2015 Budget Request					FY 2015 Governor's Recommendation			
	GR	Federal	Other	Total		GR	Federal	Other	Total
PS	\$0	\$0	\$0	\$0	PS	\$0	\$0	\$0	\$0
EE	\$0	\$0	\$0	\$0	EE	\$0	\$0	\$0	\$0
PSD	\$2,000,000	\$0	\$0	\$2,000,000	PSD	\$0	\$0	\$0	\$0
Total	\$2,000,000	\$0	\$0	\$2,000,000	Total	\$0	\$0	\$0	\$0
FTE	0.00	0.00	0.00	0.00	FTE	0.00	0.00	0.00	0.00
Est. Fringe	\$0	\$0	\$0	\$0	Est. Fringe	\$0	\$0	\$0	\$0

Note: Fringes budgeted in House Bill 5 except for certain fringes budgeted directly to MoDOT, Highway Patrol, and Conservation.

Note: Fringes budgeted in House Bill 5 except for certain fringes budgeted directly to MoDOT, Highway Patrol, and Conservation.

Other Funds:

Other Funds:

2. THIS REQUEST CAN BE CATEGORIZED AS:

<input type="checkbox"/> New Legislation	<input type="checkbox"/> New Program	<input type="checkbox"/> Supplemental
<input type="checkbox"/> Federal Mandate	<input checked="" type="checkbox"/> Program Expansion	<input type="checkbox"/> Cost to Continue
<input type="checkbox"/> GR Pick-Up	<input type="checkbox"/> Space Request	<input type="checkbox"/> Equipment Replacement
<input type="checkbox"/> Pay Plan	<input type="checkbox"/> Other: _____	

3. WHY IS THIS FUNDING NEEDED? PROVIDE AN EXPLANATION FOR ITEMS CHECKED IN #2. INCLUDE THE FEDERAL OR STATE STATUTORY OR CONSTITUTIONAL AUTHORIZATION FOR THIS PROGRAM.

Article IV, Section 30(c), MO Constitution, 226.195 and 226.225, RSMo

This expansion will provide for additional state funding to transportation providers in rural and urban areas of the state. Additional funding will assist transportation providers in providing transit mobility opportunities and work related transit services. Statewide, passenger fares cover less than 20 percent of the direct operating cost to provide transit mobility services.

The Governor's Recommendation did not include funding for this decision item.

NEW DECISION ITEM

RANK: 13 OF 17

Department of Transportation	Budget Unit: Multimodal Operations
Division: Multimodal Operations	
DI Name: State Transit Program Expansion	DI# 1605013

4. DESCRIBE THE DETAILED ASSUMPTIONS USED TO DERIVE THE SPECIFIC REQUESTED AMOUNT. (How did you determine that the requested number of FTE were appropriate? From what source or standard did you derive the requested levels of funding? Were alternatives such as outsourcing or automation considered? If based on new legislation, does request tie to TAFP fiscal note? If not, explain why. Detail which portions of the request are one-times and how those amounts were calculated.)

MoDOT is requesting a \$2.0 million GR increase to provide additional state assistance to rural and urban transportation providers. This increase, combined with the core amount of \$1,060,875, will bring the total amount of the program to \$3,060,875.

5. BREAK DOWN THE REQUEST BY BUDGET OBJECT CLASS, JOB CLASS, AND FUND SOURCE. IDENTIFY ONE-TIME COSTS.

Budget Object Class	Job Class	Dept Req GR DOLLARS	Dept Req GR FTE	Dept Req FED DOLLARS	Dept Req FED FTE	Dept Req OTHER DOLLARS	Dept Req OTHER FTE	Dept Req TOTAL DOLLARS	Dept Req TOTAL FTE	Dept Req One-Time DOLLARS
								\$0	0.0	
								\$0	0.0	
Total PS		\$0	0.0	\$0	0.0	\$0	0.0	\$0	0.0	\$0
								\$0		
								\$0		
Total EE		\$0		\$0		\$0		\$0		\$0
800		\$2,000,000						\$2,000,000		
Total PSD		\$2,000,000		\$0		\$0		\$2,000,000		\$0
Grand Total		\$2,000,000	0.0	\$0	0.0	\$0	0.0	\$2,000,000	0.0	\$0

NEW DECISION ITEM
RANK: 13 OF 17

Department of Transportation		Budget Unit: Multimodal Operations								
Division: Multimodal Operations										
DI Name: State Transit Program Expansion		DI# 1605013								
Budget Object Class	Job Class	Gov Req GR DOLLARS	Gov Req GR FTE	Gov Req FED DOLLARS	Gov Req FED FTE	Gov Req OTHER DOLLARS	Gov Req OTHER FTE	Gov Req TOTAL DOLLARS	Gov Req TOTAL FTE	Gov Req One-Time DOLLARS
								\$0	0.0	
								\$0	0.0	
Total PS		\$0	0.0	\$0	0.0	\$0	0.0	\$0	0.0	\$0
								\$0		
								\$0		
Total EE		\$0		\$0		\$0		\$0		\$0
								\$0		
800		\$0						\$0		
Total PSD		\$0		\$0		\$0		\$0		\$0
								\$0		
Grand Total		\$0	0.0	\$0	0.0	\$0	0.0	\$0	0.0	\$0

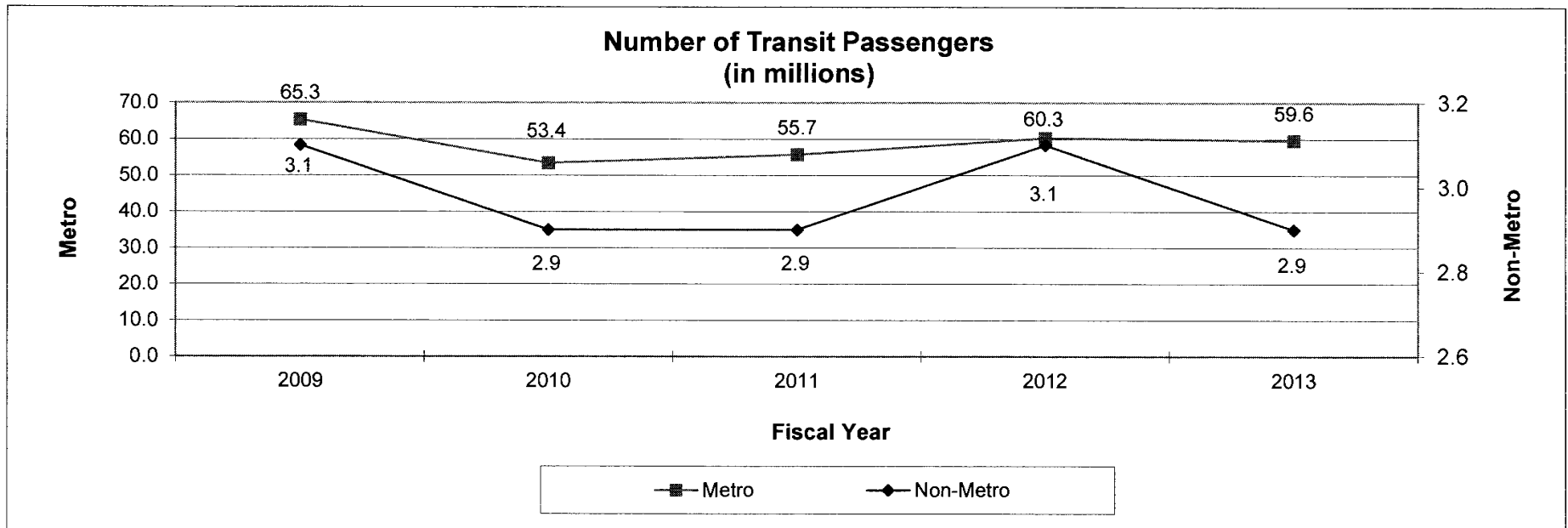
NEW DECISION ITEM
RANK: 13 OF 17

Department of Transportation
Division: Multimodal Operations
DI Name: State Transit Program Expansion DI# 1605013

Budget Unit: Multimodal Operations

6. PERFORMANCE MEASURES (If new decision item has an associated core, separately identify projected performance with & without additional funding.)

6a. Provide an effectiveness measure.



6b. Provide an efficiency measure.

	FY 2011		FY 2012		FY 2013		FY 2014
	Projected	Actual	Projected	Actual	Projected	Actual	Projected
Average Operating Cost Per One-Way Passenger Trip	\$4.21	\$4.39	\$4.75	\$5.52	\$5.75	\$6.74	\$6.50

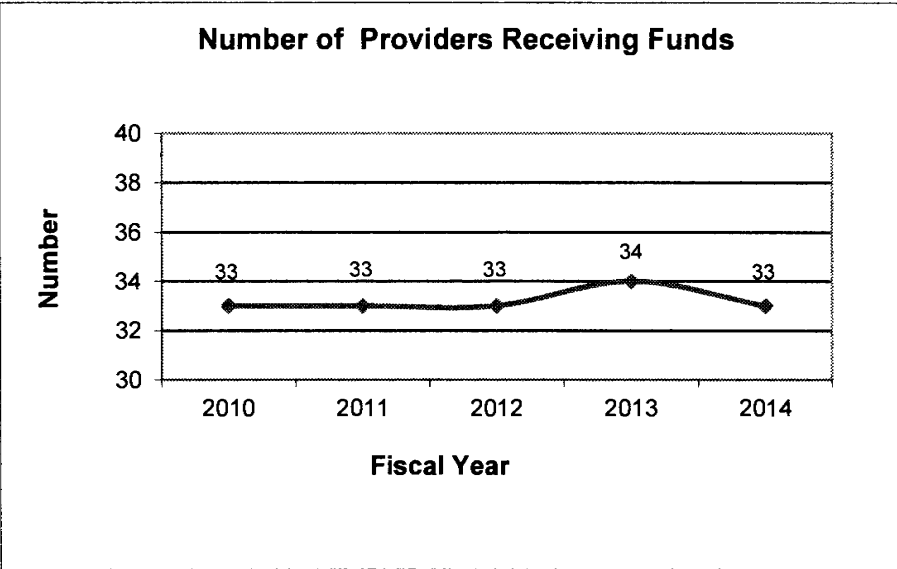
NEW DECISION ITEM

RANK: 13 OF 17

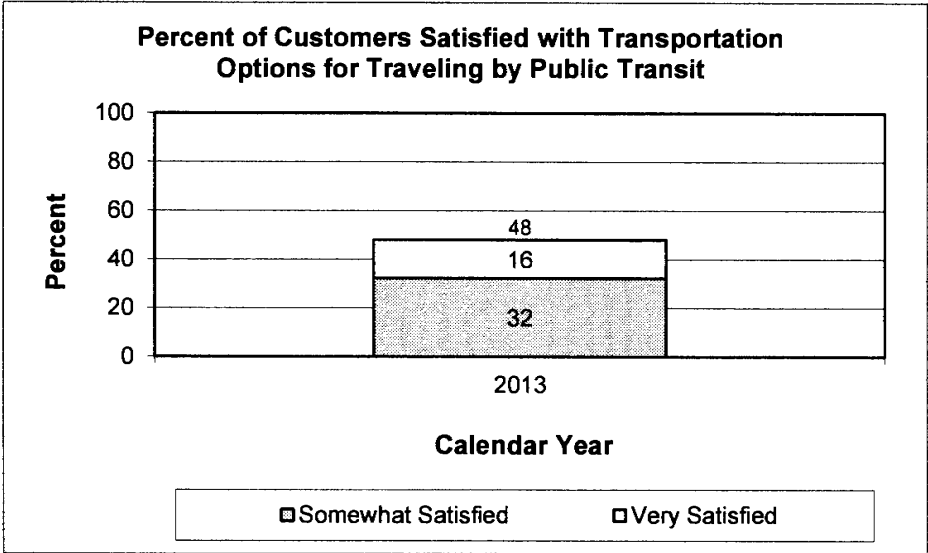
Department of Transportation
Division: Multimodal Operations
DI Name: State Transit Program Expansion DI# 1605013

Budget Unit: Multimodal Operations

6c. Provide the number of clients/individuals served, if applicable.



6d. Provide a customer satisfaction measure, if available.



Data is collected through telephone surveys annually from interviews of approximately 3,500 randomly selected adult Missourians. MoDOT's customer is the public. The graph measures the public's perception of MoDOT's performance in providing transportation options for traveling by public transit such as buses, vans or Metro Link.

NEW DECISION ITEM
RANK: 13 OF 17

Department of Transportation	Budget Unit: <u>Multimodal Operations</u>
Division: <u>Multimodal Operations</u>	
DI Name: <u>State Transit Program Expansion</u>	DI# <u>1605013</u>
7. STRATEGIES TO ACHIEVE THE PERFORMANCE MEASUREMENT TARGETS:	
<p>Inform the public about the benefits and alternatives offered by non-highway modes of transportation.</p> <p>Increase awareness and support of Multimodal programs and resources.</p>	

DECISION ITEM DETAIL

Budget Unit	FY 2013	FY 2013	FY 2014	FY 2014	FY 2015	FY 2015	FY 2015	FY 2015
Decision Item	ACTUAL	ACTUAL	BUDGET	BUDGET	DEPT REQ	DEPT REQ	GOV REC	GOV REC
Budget Object Class	DOLLAR	FTE	DOLLAR	FTE	DOLLAR	FTE	DOLLAR	FTE
TRANSIT FUNDS FOR STATE								
Transit Funds For State GR Inc - 1605013								
PROGRAM DISTRIBUTIONS	0	0.00	0	0.00	2,000,000	0.00	0	0.00
TOTAL - PD	0	0.00	0	0.00	2,000,000	0.00	0	0.00
GRAND TOTAL	\$0	0.00	\$0	0.00	\$2,000,000	0.00	\$0	0.00
GENERAL REVENUE	\$0	0.00	\$0	0.00	\$2,000,000	0.00		0.00
FEDERAL FUNDS	\$0	0.00	\$0	0.00	\$0	0.00		0.00
OTHER FUNDS	\$0	0.00	\$0	0.00	\$0	0.00		0.00

DECISION ITEM SUMMARY

Budget Unit	FY 2013	FY 2013	FY 2014	FY 2014	FY 2015	FY 2015	FY 2015	FY 2015
Decision Item	ACTUAL	ACTUAL	BUDGET	BUDGET	DEPT REQ	DEPT REQ	GOV REC	GOV REC
Budget Object Summary	DOLLAR	FTE	DOLLAR	FTE	DOLLAR	FTE	DOLLAR	FTE
Fund	DOLLAR	FTE	DOLLAR	FTE	DOLLAR	FTE	DOLLAR	FTE
CAPITAL IMPR - SEC 5310 (16)								
CORE								
EXPENSE & EQUIPMENT								
MULTIMODAL OPERATIONS FEDERAL	13,757	0.00	0	0.00	0	0.00	0	0.00
TOTAL - EE	13,757	0.00	0	0.00	0	0.00	0	0.00
PROGRAM-SPECIFIC								
MULTIMODAL OPERATIONS FEDERAL	3,911,988	0.00	15,190,030	0.00	12,000,000	0.00	12,000,000	0.00
TOTAL - PD	3,911,988	0.00	15,190,030	0.00	12,000,000	0.00	12,000,000	0.00
TOTAL	3,925,745	0.00	15,190,030	0.00	12,000,000	0.00	12,000,000	0.00
GRAND TOTAL	\$3,925,745	0.00	\$15,190,030	0.00	\$12,000,000	0.00	\$12,000,000	0.00

CORE DECISION ITEM

Department of Transportation	Budget Unit: Multimodal Operations
Division: Multimodal Operations	
Core: CI - Elderly & Disab. Transit Sec. 5310 & 5317	

1. CORE FINANCIAL SUMMARY

FY 2015 Budget Request					FY 2015 Governor's Recommendation				
	GR	Federal	Other	Total		GR	Federal	Other	Total
PS	\$0	\$0	\$0	\$0	PS	\$0	\$0	\$0	\$0
EE	\$0	\$0	\$0	\$0	EE	\$0	\$0	\$0	\$0
PSD	\$0	\$12,000,000	\$0	\$12,000,000	PSD	\$0	\$12,000,000	\$0	\$12,000,000
Total	\$0	\$12,000,000	\$0	\$12,000,000	Total	\$0	\$12,000,000	\$0	\$12,000,000
FTE	0.00	0.00	0.00	0.00	FTE	0.00	0.00	0.00	0.00

Est. Fringe	\$0	\$0	\$0	\$0
--------------------	-----	-----	-----	-----

Note: Fringes budgeted in House Bill 5 except for certain fringes budgeted directly to MoDOT, Highway Patrol, and Conservation.

Est. Fringe	\$0	\$0	\$0	\$0
--------------------	-----	-----	-----	-----

Note: Fringes budgeted in House Bill 5 except for certain fringes budgeted directly to MoDOT, Highway Patrol, and Conservation.

Other Funds:

Other Funds:

2. CORE DESCRIPTION

This program uses federal funding to purchase vehicles for non-profit agencies serving senior citizens and persons with disabilities that have limited access to their communities (medical, employment, shopping, etc.) where public transportation is unavailable or insufficient.

This program also utilizes New Freedom funding for transportation services and public transportation alternatives beyond those required by the Americans with Disabilities Act (ADA) to assist persons with disabilities. The allocation to Missouri is based on the disabled population in the state. MoDOT administers the grants that support New Freedom mobility projects in the rural as well as the small urbanized areas of the state.

The Governor's Recommendation is the same amount as the department's request.

3. PROGRAM LISTING (list programs included in this core funding)

Alternative Community Training, Inc. Andrew County Ministries, Inc. - RSVP BEVO Area Community Improvement Corporation Burrell - Columbia Cape Girardeau Community Sheltered Workshop Cardinal Ritter Senior Services Chariton Valley Association for Handicapped Citizens, Inc. Children's Therapy Center	Concerned Care, Inc. Emmaus Homes - Marthasville Emmaus Homes - St. Charles Gateway Industries of Eldon, Inc. Independence Center Steelville Community Services, Inc. Stoddard County ARC Sunny Hill, Inc.
---	---

CORE DECISION ITEM

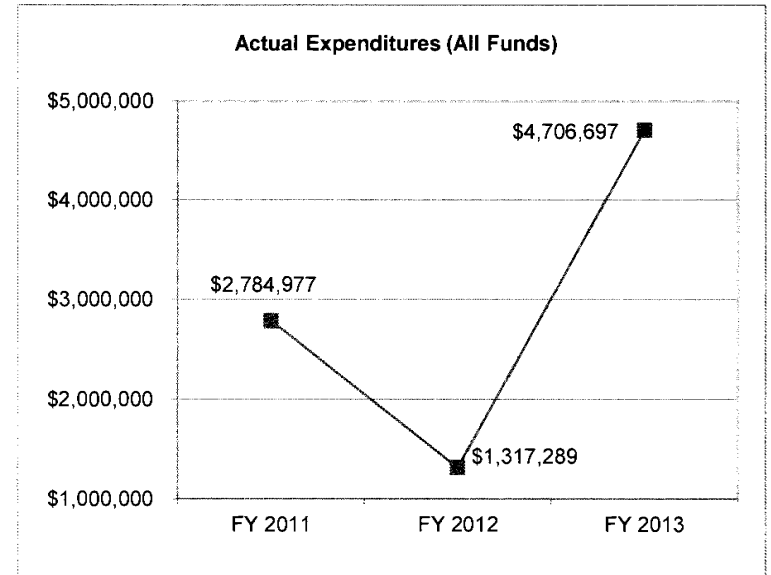
<p>Department of Transportation Division: Multimodal Operations Core: CI - Elderly & Disab. Transit Sec. 5310 & 5317</p>	<p>Budget Unit: <u>Multimodal Operations</u></p>
<p>Johnson County Board of Services Mattie Rhodes Memorial Society Moniteau County Senate Bill 40 Board Montgomery County Senate Bill 40 Board Osage County Special Services Ozark Valleys Community Services, Inc. Peter and Paul Community Services, Inc. Pike County Agency for Developmental Disability City of Kansas City - Parks & Recreation Department Community Opportunities for Persons with Developmental Disabilities Comprehensive Mental Health Services, Inc.</p>	<p>The Community of the Good Shepherd Triality, Inc. Union Senior Center Transportation, Inc. Unlimited Opportunities City of Jefferson Boonslick Regional Planning Commission Jefferson County Community Partnership Ray County Transportation Services for Independent Living Texas County Memorial Hospital</p>

CORE DECISION ITEM

Department of Transportation	Budget Unit: <u>Multimodal Operations</u>
Division: Multimodal Operations	
Core: CI - Elderly & Disab. Transit Sec. 5310 & 5317	

4. FINANCIAL HISTORY

	FY 2011 Actual	FY 2012 Actual	FY 2013 Actual	FY 2014 Current Yr.
Appropriation (All Funds)	\$3,186,400	\$3,200,000	\$11,076,430	\$15,190,030
Less Reverted (All Funds)	\$0	\$0	\$0	N/A
Budget Authority (All Funds)	\$3,186,400	\$3,200,000	\$11,076,430	N/A
Actual Expenditures (All Funds)	\$2,784,977	\$1,317,289	\$4,706,697	N/A
Unexpended (All Funds)	\$401,423	\$1,882,711	\$6,369,733	N/A
Unexpended, by Fund:				
General Revenue	\$0	\$0	\$0	N/A
Federal	\$401,423	\$1,882,711	\$6,369,733	N/A
Other	\$0	\$0	\$0	N/A



Reverted includes Governor's standard 3 percent reserve (when applicable) and any extraordinary withholdings.

NOTES:

CORE RECONCILIATION

STATE
CAPITAL IMPR - SEC 5310 (16)

5. CORE RECONCILIATION

	Budget Class	FTE	GR	Federal	Other	Total	Explanation
TAFP AFTER VETOES							
	PD	0.00	0	15,190,030	0	15,190,030	
	Total	0.00	0	15,190,030	0	15,190,030	
DEPARTMENT CORE ADJUSTMENTS							
Core Reduction	[#10] PD	0.00	0	(3,190,030)	0	(3,190,030)	8493 reduced to better reflect projected expenditures.
NET DEPARTMENT CHANGES		0.00	0	(3,190,030)	0	(3,190,030)	
DEPARTMENT CORE REQUEST							
	PD	0.00	0	12,000,000	0	12,000,000	
	Total	0.00	0	12,000,000	0	12,000,000	
GOVERNOR'S RECOMMENDED CORE							
	PD	0.00	0	12,000,000	0	12,000,000	
	Total	0.00	0	12,000,000	0	12,000,000	

DECISION ITEM DETAIL

Budget Unit	FY 2013	FY 2013	FY 2014	FY 2014	FY 2015	FY 2015	FY 2015	FY 2015
Decision Item	ACTUAL	ACTUAL	BUDGET	BUDGET	DEPT REQ	DEPT REQ	GOV REC	GOV REC
Budget Object Class	DOLLAR	FTE	DOLLAR	FTE	DOLLAR	FTE	DOLLAR	FTE
CAPITAL IMPR - SEC 5310 (16)								
CORE								
PROFESSIONAL SERVICES	13,757	0.00	0	0.00	0	0.00	0	0.00
TOTAL - EE	13,757	0.00	0	0.00	0	0.00	0	0.00
PROGRAM DISTRIBUTIONS	3,911,988	0.00	15,190,030	0.00	12,000,000	0.00	12,000,000	0.00
TOTAL - PD	3,911,988	0.00	15,190,030	0.00	12,000,000	0.00	12,000,000	0.00
GRAND TOTAL	\$3,925,745	0.00	\$15,190,030	0.00	\$12,000,000	0.00	\$12,000,000	0.00
GENERAL REVENUE	\$0	0.00	\$0	0.00	\$0	0.00	\$0	0.00
FEDERAL FUNDS	\$3,925,745	0.00	\$15,190,030	0.00	\$12,000,000	0.00	\$12,000,000	0.00
OTHER FUNDS	\$0	0.00	\$0	0.00	\$0	0.00	\$0	0.00

PROGRAM DESCRIPTION

Department of Transportation

Capital Improvement for Elderly and Disabled Transit

Program is found in the following core budget(s): CI - Elderly & Disab. Transit Sec. 5310 & 5317

1. What does this program do?

This program uses federal funding to purchase vehicles for non-profit agencies serving senior citizens and persons with disabilities that have limited access to their communities (medical, employment, shopping, etc.) where public transportation is unavailable or insufficient.

2. What is the authorization for this program, i.e., federal or state statute, etc.? (Include the federal program number, if applicable.)

Title 49 USC 5310 and 33.546, RSMo

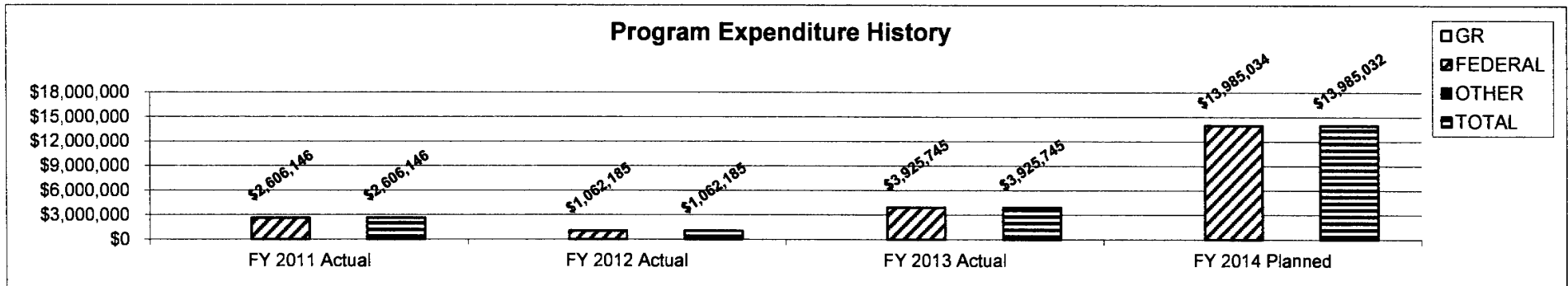
3. Are there federal matching requirements? If yes, please explain.

Yes, a 20 percent local fund match is required for capital projects and 50 percent local funds match for operating projects from non-federal sources.

4. Is this a federally mandated program? If yes, please explain.

No.

5. Provide actual expenditures for the prior three fiscal years and planned expenditures for the current fiscal year.



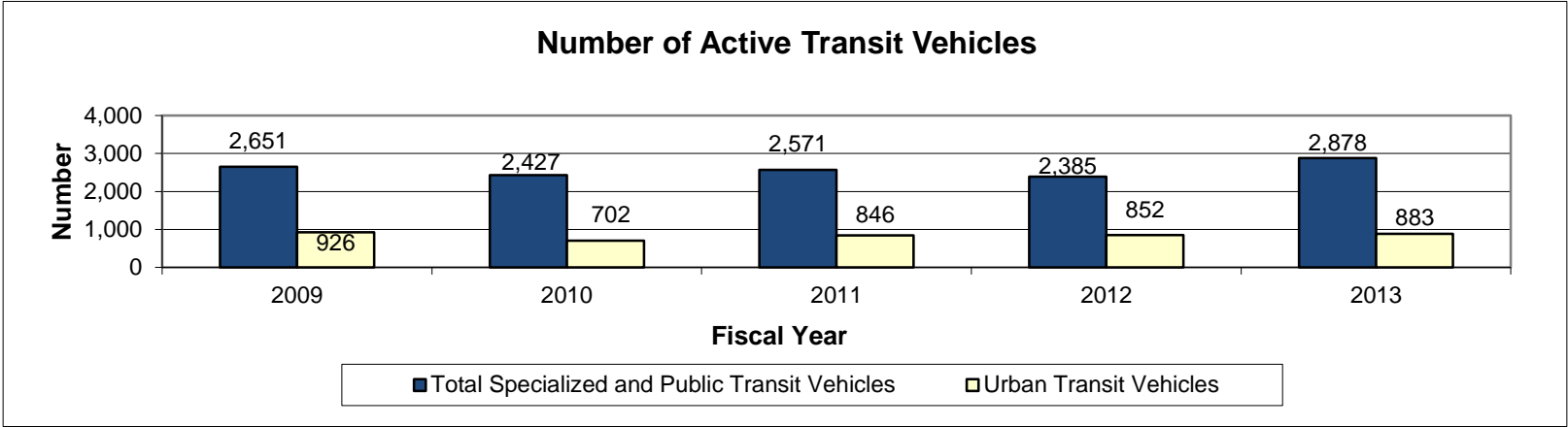
6. What are the sources of the "Other" funds?

N/A

PROGRAM DESCRIPTION

Department of Transportation
Capital Improvement for Elderly and Disabled Transit
Program is found in the following core budget(s): CI - Elderly & Disab. Transit Sec. 5310 & 5317

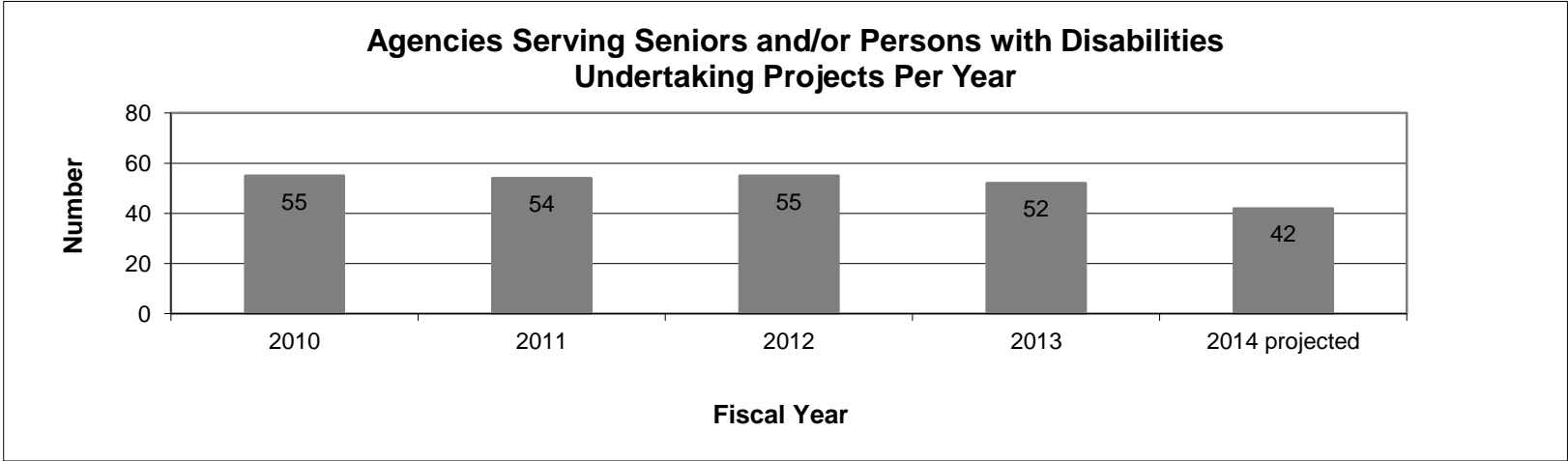
7a. Provide an effectiveness measure.



7b. Provide an efficiency measure.

None available since the programs are administered at the local level.

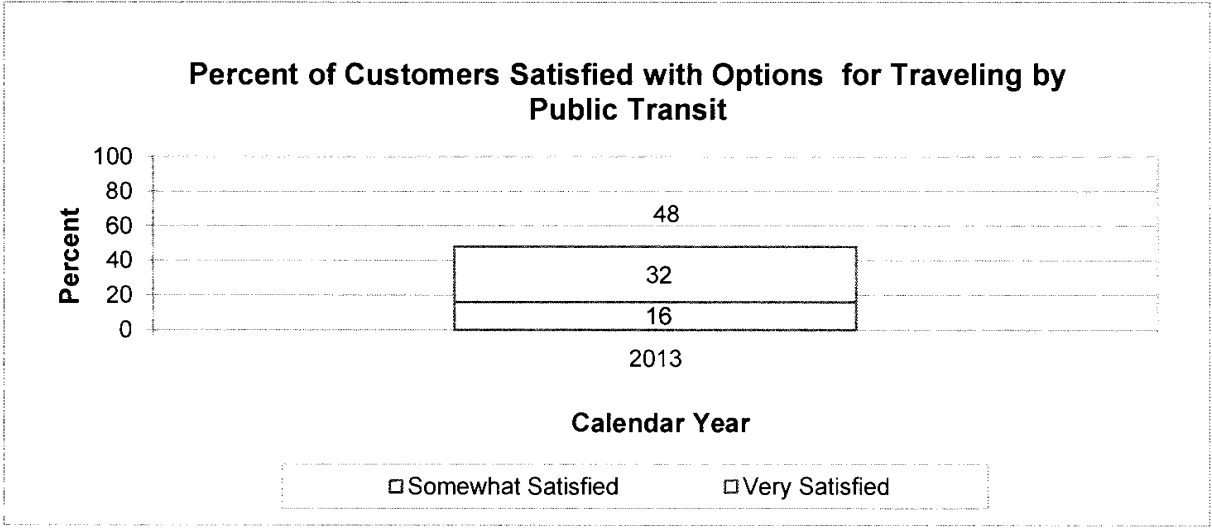
7c. Provide the number of clients/individuals served, if applicable.



PROGRAM DESCRIPTION

Department of Transportation
Capital Improvement for Elderly and Disabled Transit
Program is found in the following core budget(s): CI - Elderly & Disab. Transit Sec. 5310 & 5317

7d. Provide a customer satisfaction measure, if available.



Data is collected through telephone surveys annually from interviews of approximately 3,500 randomly selected adult Missourians. MoDOT's customer is the public. The graph measures the public's perception of MoDOT's performance in providing transportation options providing transportation options by Public Transit such as buses, vans or Metro link.

PROGRAM DESCRIPTION

Department of Transportation
New Freedom Program
 Program is found in the following core budget(s): CI - Elderly & Disab. Transit Sec. 5310 & 5317

1. What does this program do?

The New Freedom Program provides funding for transportation services and public transportation alternatives beyond those required by the Americans with Disabilities Act (ADA) to assist persons with disabilities. The allocation to Missouri is based on the disabled population in the state. MoDOT administers the grants that support New Freedom mobility projects in the rural as well as the small urbanized areas of the state.

2. What is the authorization for this program, i.e., federal or state statute, etc.? (Include the federal program number, if applicable.)

Title 49 USC 5317 and 33.546, RSMo

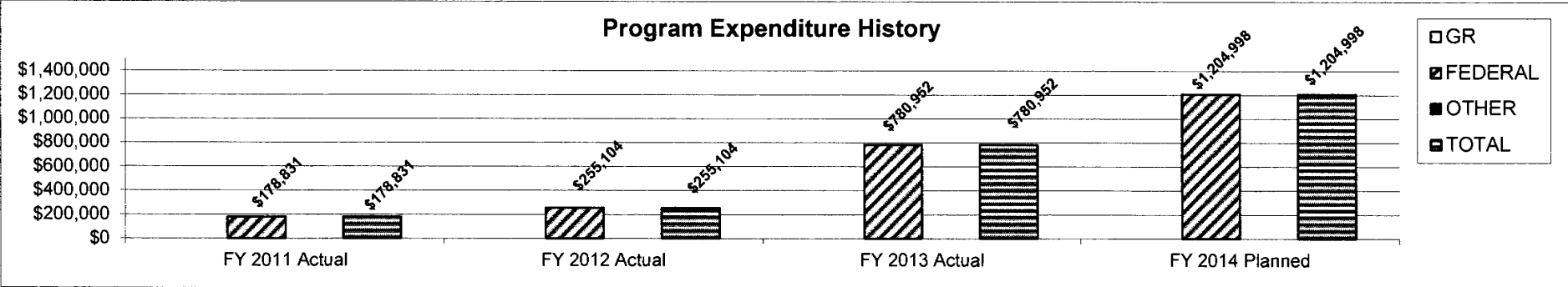
3. Are there federal matching requirements? If yes, please explain.

Funding can be used for either capital improvements or operating expenses. Transit operating assistance requires a minimum 50 percent match of the individual program's net deficit (projected costs less projected fares). Transit capital assistance requires 20 - 50 percent matching funds.

4. Is this a federally mandated program? If yes, please explain.

No.

5. Provide actual expenditures for the prior three fiscal years and planned expenditures for the current fiscal year.



6. What are the sources of the "Other" funds?

N/A

PROGRAM DESCRIPTION

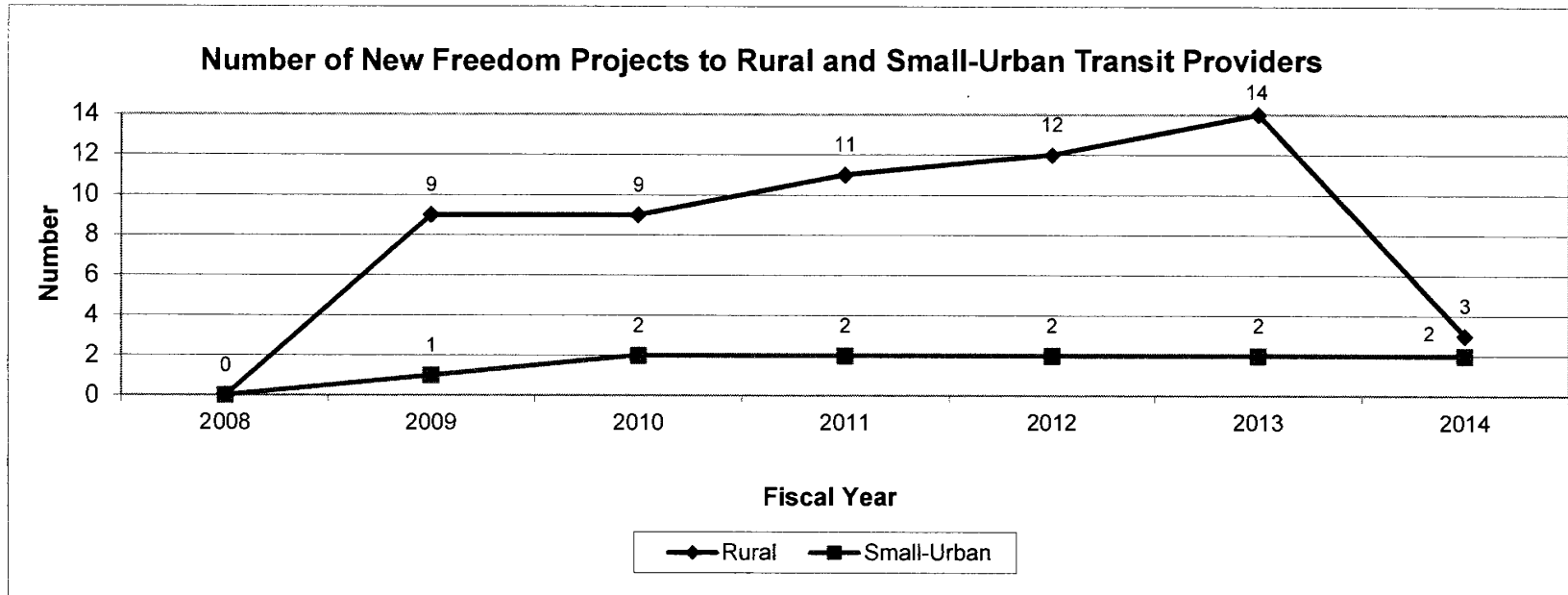
Department of Transportation

New Freedom Program

Program is found in the following core budget(s): CI - Elderly & Disab. Transit Sec. 5310 & 5317

7a. Provide an effectiveness measure.

7b. Provide an efficiency measure.



7c. Provide the number of clients/individuals served, if applicable.

N/A

7d. Provide a customer satisfaction measure, if available.

N/A

DECISION ITEM DETAIL

Budget Unit	FY 2013	FY 2013	FY 2014	FY 2014	FY 2015	FY 2015	FY 2015	FY 2015
Decision Item	ACTUAL	ACTUAL	BUDGET	BUDGET	DEPT REQ	DEPT REQ	GOV REC	GOV REC
Budget Object Class	DOLLAR	FTE	DOLLAR	FTE	DOLLAR	FTE	DOLLAR	FTE
NEW FREEDOM PROGRAM								
CORE								
PROFESSIONAL SERVICES	4,432	0.00	0	0.00	0	0.00	0	0.00
TOTAL - EE	4,432	0.00	0	0.00	0	0.00	0	0.00
PROGRAM DISTRIBUTIONS	776,520	0.00	0	0.00	0	0.00	0	0.00
TOTAL - PD	776,520	0.00	0	0.00	0	0.00	0	0.00
GRAND TOTAL	\$780,952	0.00	\$0	0.00	\$0	0.00	\$0	0.00
GENERAL REVENUE	\$0	0.00	\$0	0.00	\$0	0.00		0.00
FEDERAL FUNDS	\$780,952	0.00	\$0	0.00	\$0	0.00		0.00
OTHER FUNDS	\$0	0.00	\$0	0.00	\$0	0.00		0.00

DECISION ITEM SUMMARY

Budget Unit	FY 2013	FY 2013	FY 2014	FY 2014	FY 2015	FY 2015	FY 2015	FY 2015
Decision Item	ACTUAL	ACTUAL	BUDGET	BUDGET	DEPT REQ	DEPT REQ	GOV REC	GOV REC
Budget Object Summary	DOLLAR	FTE	DOLLAR	FTE	DOLLAR	FTE	DOLLAR	FTE
Fund	DOLLAR	FTE	DOLLAR	FTE	DOLLAR	FTE	DOLLAR	FTE
MO ELDRLY & HDCPD TRAN ASST P								
CORE								
PROGRAM-SPECIFIC								
GENERAL REVENUE	1,158,305	0.00	1,194,129	0.00	1,194,129	0.00	1,194,129	0.00
STATE TRANSPORTATION FUND	1,274,478	0.00	1,274,478	0.00	1,274,478	0.00	1,274,478	0.00
TOTAL - PD	2,432,783	0.00	2,468,607	0.00	2,468,607	0.00	2,468,607	0.00
TOTAL	2,432,783	0.00	2,468,607	0.00	2,468,607	0.00	2,468,607	0.00
GRAND TOTAL	\$2,432,783	0.00	\$2,468,607	0.00	\$2,468,607	0.00	\$2,468,607	0.00

CORE DECISION ITEM

Department of Transportation	Budget Unit: Multimodal Operations
Division: Multimodal Operations	
Core: Missouri Elderly and Handicapped Transportation Assistance Program (MEHTAP)	

1. CORE FINANCIAL SUMMARY

FY 2015 Budget Request					FY 2015 Governor's Recommendation				
	GR	Federal	Other	Total		GR	Federal	Other	Total
PS	\$0	\$0	\$0	\$0	PS	\$0	\$0	\$0	\$0
EE	\$0	\$0	\$0	\$0	EE	\$0	\$0	\$0	\$0
PSD	\$1,194,129	\$0	\$1,274,478	\$2,468,607	PSD	\$1,194,129	\$0	\$1,274,478	\$2,468,607
Total	\$1,194,129	\$0	\$1,274,478	\$2,468,607	Total	\$1,194,129	\$0	\$1,274,478	\$2,468,607
FTE	0.00	0.00	0.00	0.00	FTE	0.00	0.00	0.00	0.00

Est. Fringe	\$0	\$0	\$0	\$0
--------------------	-----	-----	-----	-----

Note: Fringes budgeted in House Bill 5 except for certain fringes budgeted directly to MoDOT, Highway Patrol, and Conservation.

Est. Fringe	\$0	\$0	\$0	\$0
--------------------	-----	-----	-----	-----

Note: Fringes budgeted in House Bill 5 except for certain fringes budgeted directly to MoDOT, Highway Patrol, and Conservation.

Other Funds: State Transportation Fund (0675)

Other Funds: State Transportation Fund (0675)

2. CORE DESCRIPTION

These appropriations partially match the local share of funds used to provide essential transportation programs for senior citizens and/or persons with disabilities.

The MEHTAP program reimburses on average less than ten percent of eligible mobility expenses.

The Governor's Recommendation is the same amount as the department's request.

3. PROGRAM LISTING (list programs included in this core funding)

The grant applications have not yet been received for the SFY 2015. The program listing section contains a list of current transit grant recipients.

Area Agency On Aging, Region X
 Association Of Group Homes
 Barton County Memorial Hospital
 Bi-County Services
 Bootheel Counseling
 Burrell
 Butler County Community Resource Council
 Butterfield Youth Services
 Camden County Heart

Casco Area Workshop, Inc
 Center For Developmentally Disabled
 Central Missouri Community Action
 Central Missouri Area Agency on Aging
 Chariton County Workshop
 Child Advocacy Services Center
 Children's Therapy Center, Pettis County
 Choices for People Center
 Christian County Enterprises

CORE DECISION ITEM

Department of Transportation	Budget Unit: Multimodal Operations
Division: Multimodal Operations	
Core: Missouri Elderly and Handicapped Transportation Assistance Program (MEHTAP)	
Camden County SB40 Board	City of Jennings
Cape Girardeau Community Sheltered Workshop	City Seniors Inc.
Capital City Area Council	Community Counseling Center
Cardinal Ritter Senior Services	Community Living Inc
Community Opportunities For People	Independence Center
Community Sheltered Workshop	Independent Living Center - Mid-Missouri
Comprehensive Mental Health	Jefferson County Community Partnership
Concerned Citizens For Community	Jefferson County Developmental Disabilities Resource Board
Council Of Churches Of The Ozarks	Johnson County Board Of Services
Crawford County Board For Developmental Disabilities	KCATA Share-A-Fare, Inc.
Create Inc (Comm Resources Ensuring Access to Everyone)	Kingdom House
Della Lamb Community Services	Laclede County Arc
Delta Center For Independent Living	Laclede Early Education Program
Dent County Senior Citizens Services Fund Board	Laclede Industries
Developing Potential, Inc.	Lafayette County Board Of Sheltered Services
Developmental Disabilities Board Of Clay County	Lake Of The Ozarks Development Center
Developmental Disability Services of Jackson County - EITAS	Lamar Community Betterment
Disability Resource Association	Lawrence County Council on Aging
Disabled Citizens Alliance for Independence	Learning Opportunities/Quality Works, Inc.
District III Area Agency On Aging	Living Community Of St. Joseph
Douglas Community Service	Livingston County SB 40 Board
Earthwise Industries	Macon County Sheltered Workshop
Emmaus Homes, Inc.	Madison County Council For Developmental Disabilities
Enrichment Services of Dent County	Manufacturers Assistance Group
Franklin County Transportation Council	Marion County Services, Inc.
Gateway Chapter Paralyzed Veterans of America	Mark Twain Association
Gateway Industries of Eldon	Mennonite Home Association
Golden Echoes Of Steelville, Inc.	Metropolitan Senior Citizens Corp., Inc.
Golden Valley Memorial Hospital Foundation	Mid-America Regional Council - Area Agency on Aging
Good Samaritan Independent Living	Mid-East Area Agency On Aging
Grundy County Council on Aging, Inc.	Mississippi County Transit, Inc.
Grundy County SB 40 Board	Moniteau County SB 40 Board
Guadalupe Center, Inc	Monroe City Workshop
Harrison County Workshop	Montgomery County SB 40 Board

CORE DECISION ITEM

Department of Transportation	Budget Unit: Multimodal Operations
Division: Multimodal Operations	
Core: Missouri Elderly and Handicapped Transportation Assistance Program (MEHTAP)	
Harry S. Truman Children's Neurological Center High Hope Employment I-70 Medical Center Auxiliary Ideal Industries Immacolata Manor, Inc Northland Foundation Northside Youth & Senior Service Center, Inc. Northwest Missouri Area Agency On Aging Northwest Missouri Industries OATS, Inc Opportunity Sheltered Industries, Inc. Opportunity Workshop Oregon County Senior Citizens Service Fund Board Osage County SB 40 Board Ozark Center Ozark Independent Living Ozark Sheltered Industries Ozarks Area Community Action Paraquad Pathways Community Behavior Health Care Pathways Psychiatric Hospital, Inc. Pemiscot Progressive Industries Platte County Board Of Services Platte County Senior Citizens Fund Platte Senior Services Pony Bird Productive Living Board Pulaski County Board Quality Industries Rainbow Center Ranken Jordan Home for Convalescent Crippled Children Rediscover Reynolds County Sheltered Workshop Rolling Hills Creative Living, Inc.	My Camp, Inc. New Horizons Nocomo Industries North Central Missouri Mental Health Center Northeast Missouri Area Agency On Aging Services For Extended Employment Shannon County Council On Aging Sheltered Industries Of Meramec Valley Southeast Missouri Area Agency On Aging Southwest Center For Independent Living Southwest Missouri Area Agency On Aging Specialty Industries Of St Joseph Springfield Workshop Transit Co., Inc St Elizabeth Adult Day Care St Francois County Board For Developmental Disabilities St Louis Area Agency On Aging St Louis Care & Counseling St Louis Office For Developmental Disability Resources St. Anthony's Medical Center St. Louis Life St. Louis Society Ste Genevieve County Services Board Stoddard County Sheltered Facilities Swope Health Services Terrace Gardens Retirement The Arc Of The Ozarks The Independent Living Center, Inc. The Salvation Army Three Rivers Sheltered Industries Unique Services, Inc Unlimited Opportunities Warren County Handicapped Services Warren County Sheltered Workshop Washington County Board

CORE DECISION ITEM

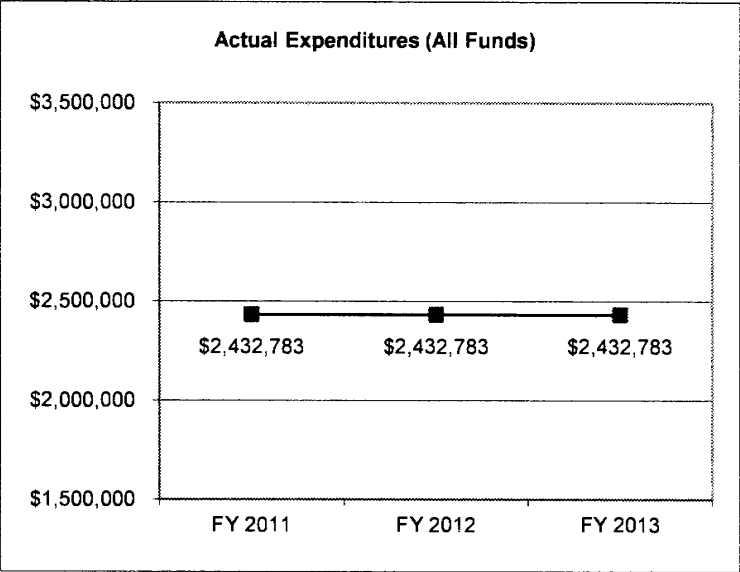
Department of Transportation	Budget Unit: Multimodal Operations
Division: Multimodal Operations	
Core: Missouri Elderly and Handicapped Transportation Assistance Program (MEHTAP)	
Saint Louis Connectcare	Washington County Senior Services Fund
Scenic Rivers Industries	Web-Co Custom Industries
SEMO Alliance For Disability	West-Central Independent Living Solutions
SEMO State University - Hoover Ctr & Horizon Enrichment Ctr	Wider Opportunities
Senior Adult Services	Willow Health Care
Senior Citizens Of Mountain View	Worth County Convalescent Center
Serve, Inc. (55 & Go Team Rsvp)	Zion Corner Development, Inc.

CORE DECISION ITEM

Department of Transportation	Budget Unit: <u>Multimodal Operations</u>
Division: <u>Multimodal Operations</u>	
Core: <u>Missouri Elderly and Handicapped Transportation Assistance Program (MEHTAP)</u>	

4. FINANCIAL HISTORY

	FY 2011 Actual	FY 2012 Actual	FY 2013 Actual	FY 2014 Current Yr.
Appropriation (All Funds)	\$2,468,607	\$2,468,607	\$2,468,607	\$2,468,607
Less Reverted (All Funds)	(\$35,824)	(\$35,824)	(\$35,824)	N/A
Budget Authority (All Funds)	\$2,432,783	\$2,432,783	\$2,432,783	N/A
Actual Expenditures (All Funds)	\$2,432,783	\$2,432,783	\$2,432,783	N/A
Unexpended (All Funds)	\$0	\$0	\$0	N/A
Unexpended, by Fund:				
General Revenue	\$0	\$0	\$0	N/A
Federal	\$0	\$0	\$0	N/A
Other	\$0	\$0	\$0	N/A



Reverted includes Governor's standard 3 percent reserve (when applicable) and any extraordinary withholdings.

NOTES:

CORE RECONCILIATION

STATE
MO ELDRLY & HDCPD TRAN ASST P

5. CORE RECONCILIATION

	Budget Class	FTE	GR	Federal	Other	Total	Explanation
TAFP AFTER VETOES							
	PD	0.00	1,194,129	0	1,274,478	2,468,607	
	Total	0.00	1,194,129	0	1,274,478	2,468,607	
DEPARTMENT CORE REQUEST							
	PD	0.00	1,194,129	0	1,274,478	2,468,607	
	Total	0.00	1,194,129	0	1,274,478	2,468,607	
GOVERNOR'S RECOMMENDED CORE							
	PD	0.00	1,194,129	0	1,274,478	2,468,607	
	Total	0.00	1,194,129	0	1,274,478	2,468,607	

DECISION ITEM DETAIL

Budget Unit	FY 2013	FY 2013	FY 2014	FY 2014	FY 2015	FY 2015	FY 2015	FY 2015
Decision Item	ACTUAL	ACTUAL	BUDGET	BUDGET	DEPT REQ	DEPT REQ	GOV REC	GOV REC
Budget Object Class	DOLLAR	FTE	DOLLAR	FTE	DOLLAR	FTE	DOLLAR	FTE
MO ELDRLY & HDCPD TRAN ASST P								
CORE								
PROGRAM DISTRIBUTIONS	2,432,783	0.00	2,468,607	0.00	2,468,607	0.00	2,468,607	0.00
TOTAL - PD	2,432,783	0.00	2,468,607	0.00	2,468,607	0.00	2,468,607	0.00
GRAND TOTAL	\$2,432,783	0.00	\$2,468,607	0.00	\$2,468,607	0.00	\$2,468,607	0.00
GENERAL REVENUE	\$1,158,305	0.00	\$1,194,129	0.00	\$1,194,129	0.00	\$1,194,129	0.00
FEDERAL FUNDS	\$0	0.00	\$0	0.00	\$0	0.00	\$0	0.00
OTHER FUNDS	\$1,274,478	0.00	\$1,274,478	0.00	\$1,274,478	0.00	\$1,274,478	0.00

PROGRAM DESCRIPTION

Department of Transportation
MO Elderly and Handicapped Transportation Assistance Program (MEHTAP)
 Program is found in the following core budget(s): MEHTAP

1. What does this program do?

This program partially matches the local share of funds used to provide essential transportation programs for elderly and/or persons with disabilities.

2. What is the authorization for this program, i.e., federal or state statute, etc.? (Include the federal program number, if applicable.)

Article IV, Section 30(c) MO Constitution, 33.543, 208.255 and 226.225, RSMo

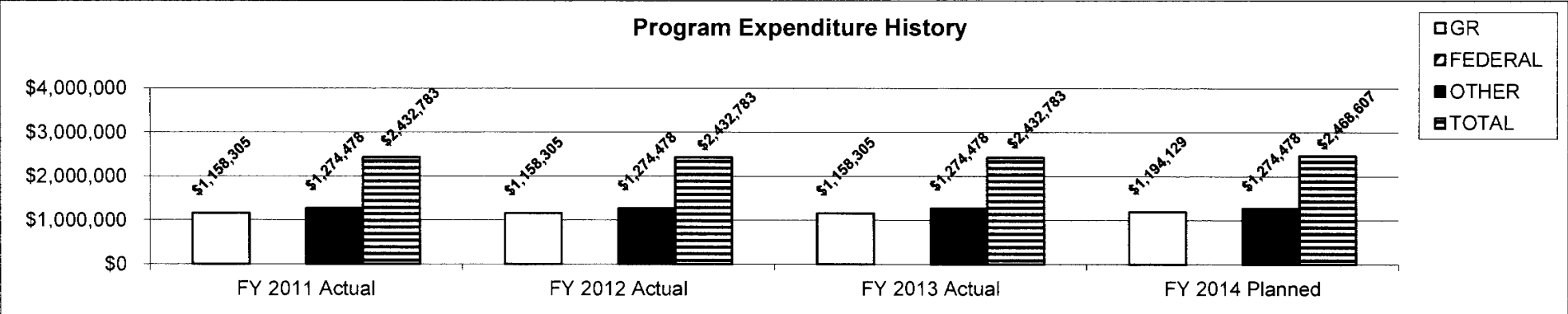
3. Are there federal matching requirements? If yes, please explain.

No.

4. Is this a federally mandated program? If yes, please explain.

No.

5. Provide actual expenditures for the prior three fiscal years and planned expenditures for the current fiscal year.



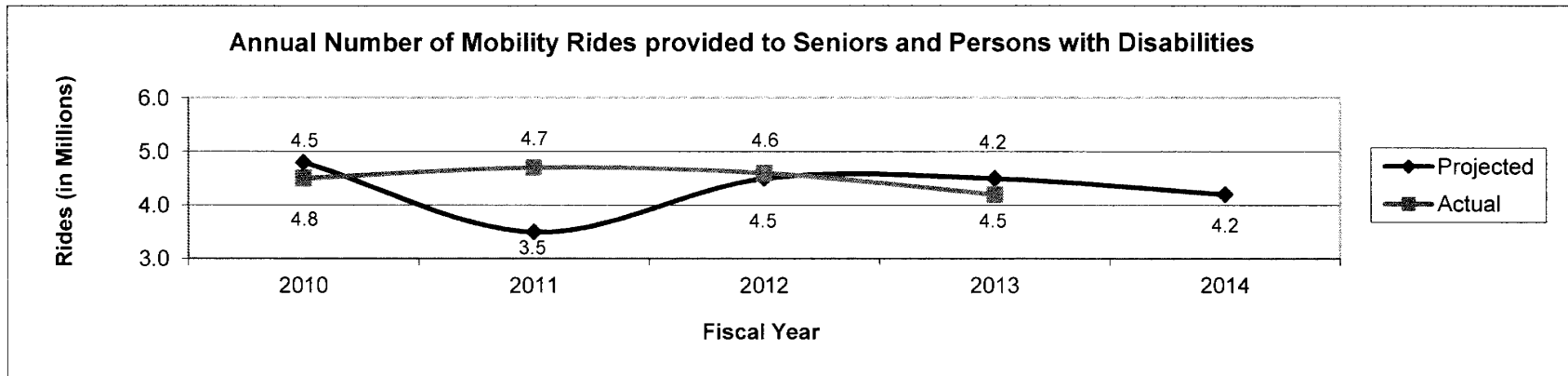
6. What are the sources of the "Other" funds?

State Transportation Fund (0675)

PROGRAM DESCRIPTION

Department of Transportation
 MO Elderly and Handicapped Transportation Assistance Program (MEHTAP)
 Program is found in the following core budget(s): MEHTAP

7a. Provide an effectiveness measure.



7b. Provide an efficiency measure.

	FY 2010 Actual	FY 2011 Actual	FY 2012 Actual	FY 2013 Actual	FY 2014 Projected
Avg. Cost per Trip for Mobility Svcs to Seniors & Persons with Disabilities	\$7.46	\$7.72	\$7.98	\$9.11	\$9.25

7c. Provide the number of clients/individuals served, if applicable.

	FY 2010 Actual	FY 2011 Actual	FY 2012 Actual	FY 2013 Actual	FY 2014 Projected
Number of agencies participating and receiving funding in MEHTAP	190	182	185	185	168

7d. Provide a customer satisfaction measure, if available.

N/A

DECISION ITEM SUMMARY

Budget Unit									
Decision Item	FY 2013	FY 2013	FY 2014	FY 2014	FY 2015	FY 2015	FY 2015	FY 2015	FY 2015
Budget Object Summary	ACTUAL	ACTUAL	BUDGET	BUDGET	DEPT REQ	DEPT REQ	GOV REC	GOV REC	GOV REC
Fund	DOLLAR	FTE	DOLLAR	FTE	DOLLAR	FTE	DOLLAR	FTE	FTE
SMALL URBAN & RURAL TRAN PROG									
CORE									
EXPENSE & EQUIPMENT									
MULTIMODAL OPERATIONS FEDERAL	259,640	0.00	0	0.00	0	0.00	0	0.00	0.00
TOTAL - EE	259,640	0.00	0	0.00	0	0.00	0	0.00	0.00
PROGRAM-SPECIFIC									
MULTIMODAL OPERATIONS FEDERAL	13,387,537	0.00	27,126,692	0.00	27,000,000	0.00	27,000,000	0.00	0.00
TOTAL - PD	13,387,537	0.00	27,126,692	0.00	27,000,000	0.00	27,000,000	0.00	0.00
TOTAL	13,647,177	0.00	27,126,692	0.00	27,000,000	0.00	27,000,000	0.00	0.00
GRAND TOTAL	\$13,647,177	0.00	\$27,126,692	0.00	\$27,000,000	0.00	\$27,000,000	0.00	0.00

CORE DECISION ITEM

Department of Transportation	Budget Unit: <u>Multimodal Operations</u>
Division: <u>Multimodal Operations</u>	
Core: <u>Grants to Small Urban & Rural Transit Program - Section 5311 & 5316</u>	

1. CORE FINANCIAL SUMMARY

	FY 2015 Budget Request					FY 2015 Governor's Recommendation			
	GR	Federal	Other	Total		GR	Federal	Other	Total
PS	\$0	\$0	\$0	\$0	PS	\$0	\$0	\$0	\$0
EE	\$0	\$0	\$0	\$0	EE	\$0	\$0	\$0	\$0
PSD	\$0	\$27,000,000	\$0	\$27,000,000	PSD	\$0	\$27,000,000	\$0	\$27,000,000
Total	\$0	\$27,000,000	\$0	\$27,000,000	Total	\$0	\$27,000,000	\$0	\$27,000,000
FTE	0.00	0.00	0.00	0.00	FTE	0.00	0.00	0.00	0.00

Est. Fringe	\$0	\$0	\$0	\$0
--------------------	-----	-----	-----	-----

Note: Fringes budgeted in House Bill 5 except for certain fringes budgeted directly to MoDOT, Highway Patrol, and Conservation.

Est. Fringe	\$0	\$0	\$0	\$0
--------------------	-----	-----	-----	-----

Note: Fringes budgeted in House Bill 5 except for certain fringes budgeted directly to MoDOT, Highway Patrol, and Conservation.

Other Funds:

Other Funds:

2. CORE DESCRIPTION

This appropriation is used to maintain minimum levels of access to public transportation in non-urbanized areas, support rural municipal transit systems, including intercity bus services, and provide employment related transportation assistance to welfare recipients and other low-income persons.

These federal funds provide planning, capital and operating assistance for access to medical care, social services and employment.

The Governor's Recommendation is the same amount as the department's request.

3. PROGRAM LISTING (list programs included in this core funding)

Burlington Trailways Cape Girardeau County Transit Authority City of Bloomfield City of Carthage City of Clinton City of El Dorado Springs City of Excelsior Springs City of Houston City of Lamar City of Marshfield	City of Mt. Vernon City of Nevada City of New Madrid City of West Plains Dunklin County Transit Service, Inc. Franklin County Transportation Council, Inc. Greyhound Lines Jefferson Lines Licking Bridge Builders, Inc. Macon Area Chamber of Commerce
--	--

CORE DECISION ITEM

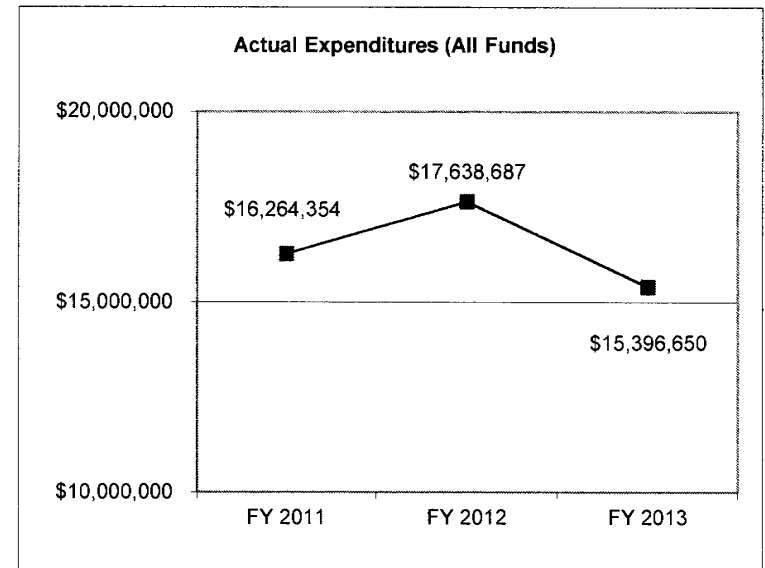
Department of Transportation	Budget Unit: Multimodal Operations
Division: Multimodal Operations	
Core: Grants to Small Urban & Rural Transit Program - Section 5311 & 5316	
Mississippi County Transit System	SERVE, Inc. - Caltrans of Callaway County
OATS, Inc.	Southeast Missouri Transportation Service - SMTS
Ray County Transportation, Inc.	Stoddard County Transit Services
Ripley County Transit, Inc.	City of St. Joseph (Job Access grant - only)
Scott County Transportation System	

CORE DECISION ITEM

Department of Transportation	Budget Unit: <u>Multimodal Operations</u>
Division: Multimodal Operations	
Core: Grants to Small Urban & Rural Transit Program - Section 5311 & 5316	

4. FINANCIAL HISTORY

	FY 2011 Actual	FY 2012 Actual	FY 2013 Actual	FY 2014 Current Yr.
Appropriation (All Funds)	\$10,740,000	\$13,240,000	\$27,126,692	\$27,126,692
Less Reverted (All Funds)	\$0	\$0	\$0	N/A
Budget Authority (All Funds)	\$10,740,000	\$13,240,000	\$27,126,692	N/A
Actual Expenditures (All Funds)	\$16,264,354	\$17,638,687	\$15,396,650	N/A
Unexpended (All Funds)	(\$5,524,354)	(\$4,398,687)	\$11,730,042	N/A
Unexpended, by Fund:				
General Revenue	\$0	\$0	\$0	N/A
Federal	(\$5,524,354)	(\$4,398,687)	\$11,730,042	N/A
Other	\$0	\$0	\$0	N/A
	1, 2 & 3	1, 2 & 3	3	



Reverted includes Governor's standard 3 percent reserve (when applicable) and any extraordinary withholdings.

NOTES:

- 1 - Appropriation was increased to cover expenditures / encumbrances**
- 2 - Negative amounts can result from the multi-year grants crossing state fiscal years and/or new grant money being received and expended during that fiscal year**
- 3 - Includes expenditures for transit American Recovery and Reinvestment Act of 2009 (ARRA) projects**

CORE RECONCILIATION

STATE
SMALL URBAN & RURAL TRAN PROG

5. CORE RECONCILIATION

	Budget Class	FTE	GR	Federal	Other	Total	Explanation
TAFP AFTER VETOES							
	PD	0.00	0	27,126,692	0	27,126,692	
	Total	0.00	0	27,126,692	0	27,126,692	
DEPARTMENT CORE ADJUSTMENTS							
Core Reduction	[#11] PD	0.00	0	(126,692)	0	(126,692)	8726 reduced to better reflect projected expenditures.
NET DEPARTMENT CHANGES		0.00	0	(126,692)	0	(126,692)	
DEPARTMENT CORE REQUEST							
	PD	0.00	0	27,000,000	0	27,000,000	
	Total	0.00	0	27,000,000	0	27,000,000	
GOVERNOR'S RECOMMENDED CORE							
	PD	0.00	0	27,000,000	0	27,000,000	
	Total	0.00	0	27,000,000	0	27,000,000	

DECISION ITEM DETAIL

Budget Unit	FY 2013	FY 2013	FY 2014	FY 2014	FY 2015	FY 2015	FY 2015	FY 2015
Decision Item	ACTUAL	ACTUAL	BUDGET	BUDGET	DEPT REQ	DEPT REQ	GOV REC	GOV REC
Budget Object Class	DOLLAR	FTE	DOLLAR	FTE	DOLLAR	FTE	DOLLAR	FTE
SMALL URBAN & RURAL TRAN PROG								
CORE								
PROFESSIONAL DEVELOPMENT	9,310	0.00	0	0.00	0	0.00	0	0.00
PROFESSIONAL SERVICES	250,330	0.00	0	0.00	0	0.00	0	0.00
TOTAL - EE	259,640	0.00	0	0.00	0	0.00	0	0.00
PROGRAM DISTRIBUTIONS	13,387,537	0.00	27,126,692	0.00	27,000,000	0.00	27,000,000	0.00
TOTAL - PD	13,387,537	0.00	27,126,692	0.00	27,000,000	0.00	27,000,000	0.00
GRAND TOTAL	\$13,647,177	0.00	\$27,126,692	0.00	\$27,000,000	0.00	\$27,000,000	0.00
GENERAL REVENUE	\$0	0.00	\$0	0.00	\$0	0.00	\$0	0.00
FEDERAL FUNDS	\$13,647,177	0.00	\$27,126,692	0.00	\$27,000,000	0.00	\$27,000,000	0.00
OTHER FUNDS	\$0	0.00	\$0	0.00	\$0	0.00	\$0	0.00

PROGRAM DESCRIPTION

Department of Transportation
Small Urban & Rural Transit Program
Program is found in the following core budget(s): Small Urban & Rural Trans Program - Section 5311 & 5316

1. What does this program do?

This program is used to maintain minimum levels of access to public transportation in non-urbanized areas and supports rural municipal transit systems as well as intercity bus services. These federal funds provide planning, capital and operating assistance for access to medical care, social services and employment in non-urbanized areas.

2. What is the authorization for this program, i.e., federal or state statute, etc.? (Include the federal program number, if applicable.)

Title 49 USC 5311 and 33.546, RSMo

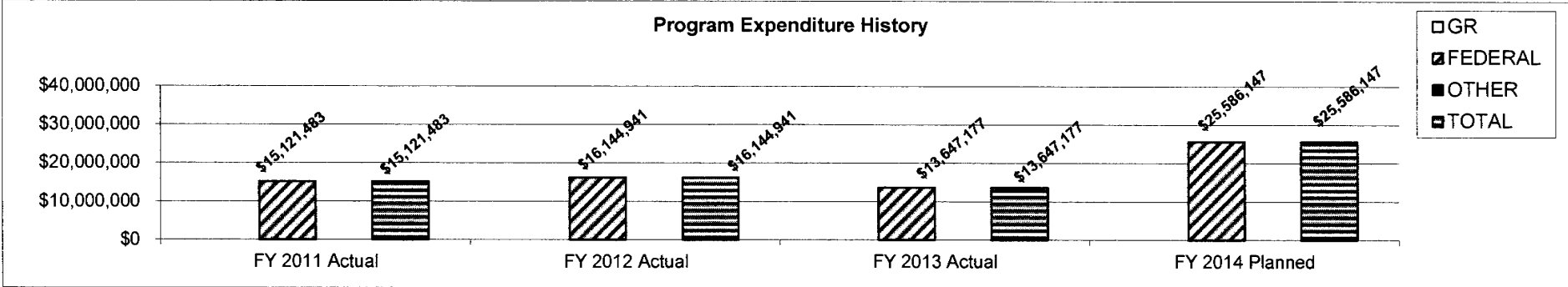
3. Are there federal matching requirements? If yes, please explain.

Yes. Transit operating assistance requires a minimum 50 percent match of the individual program's net deficit (projected costs less projected fares). Transit capital assistance requires 20 - 50 percent matching funds.

4. Is this a federally mandated program? If yes, please explain.

No.

5. Provide actual expenditures for the prior three fiscal years and planned expenditures for the current fiscal year.



6. What are the sources of the "Other" funds?

N/A

PROGRAM DESCRIPTION

Department of Transportation
Small Urban & Rural Transit Program
Program is found in the following core budget(s): Small Urban & Rural Trans Program - Section 5311 & 5316

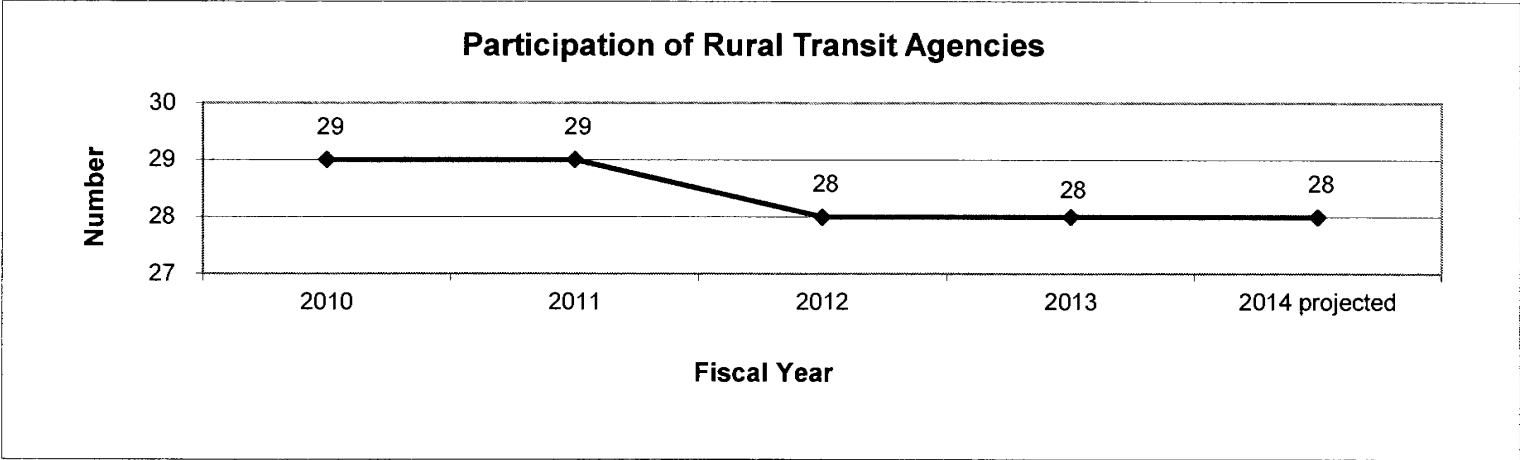
7a. Provide an effectiveness measure.

Federal pass-through funding; no measure required.

7b. Provide an efficiency measure.

Federal pass-through funding; no measure required.

7c. Provide the number of clients/individuals served, if applicable.



7d. Provide a customer satisfaction measure, if available.

N/A

DECISION ITEM SUMMARY

Budget Unit									
Decision Item	FY 2013	FY 2013	FY 2014	FY 2014	FY 2015	FY 2015	FY 2015	FY 2015	
Budget Object Summary	ACTUAL	ACTUAL	BUDGET	BUDGET	DEPT REQ	DEPT REQ	GOV REC	GOV REC	
Fund	DOLLAR	FTE	DOLLAR	FTE	DOLLAR	FTE	DOLLAR	FTE	
JOB ACCESS & REVERSE COMM GRT									
CORE									
PROGRAM-SPECIFIC									
MULTIMODAL OPERATIONS FEDERAL	1,749,473	0.00	0	0.00	0	0.00	0	0.00	
TOTAL - PD	1,749,473	0.00	0	0.00	0	0.00	0	0.00	
TOTAL	1,749,473	0.00	0	0.00	0	0.00	0	0.00	
GRAND TOTAL	\$1,749,473	0.00	\$0	0.00	\$0	0.00	\$0	0.00	

PROGRAM DESCRIPTION

Department of Transportation
Job Access and Reverse Commute Grants
Program is found in the following core budget(s): Grants to Small Urban & Rural Transit Program - Section 5311 & 5316

1. What does this program do?

The Job Access and Reverse Commute program provides employment related transportation assistance to welfare recipients and other low-income persons.

2. What is the authorization for this program, i.e., federal or state statute, etc.? (Include the federal program number, if applicable.)

Title 49 USC 5316 and 33.546, RSMo

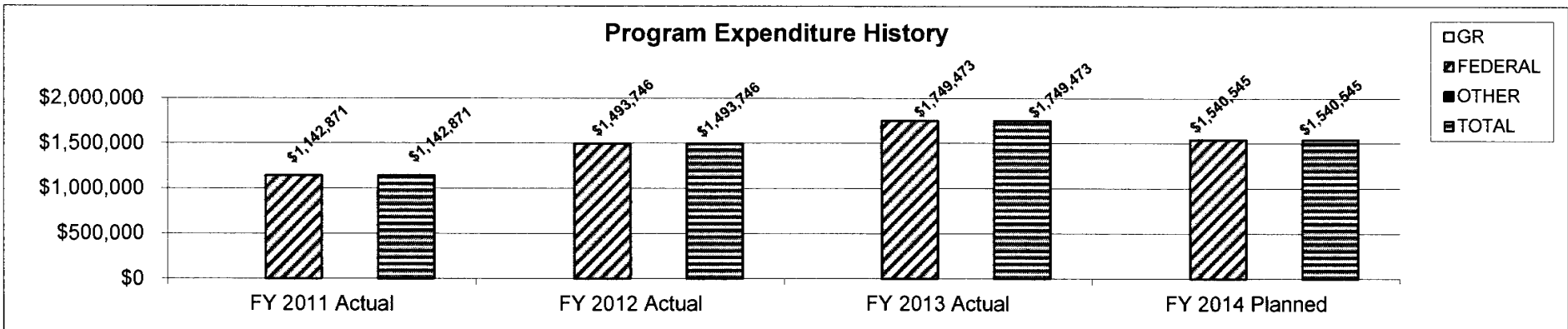
3. Are there federal matching requirements? If yes, please explain.

Yes. Transit operating assistance requires a minimum 50 percent match of the individual program's net deficit (projected costs less projected fares). Transit capital assistance requires 20 - 50 percent matching funds.

4. Is this a federally mandated program? If yes, please explain.

No.

5. Provide actual expenditures for the prior three fiscal years and planned expenditures for the current fiscal year.



6. What are the sources of the "Other" funds?

N/A

PROGRAM DESCRIPTION

Department of Transportation

Job Access and Reverse Commute Grants

Program is found in the following core budget(s): Grants to Small Urban & Rural Transit Program - Section 5311 & 5316

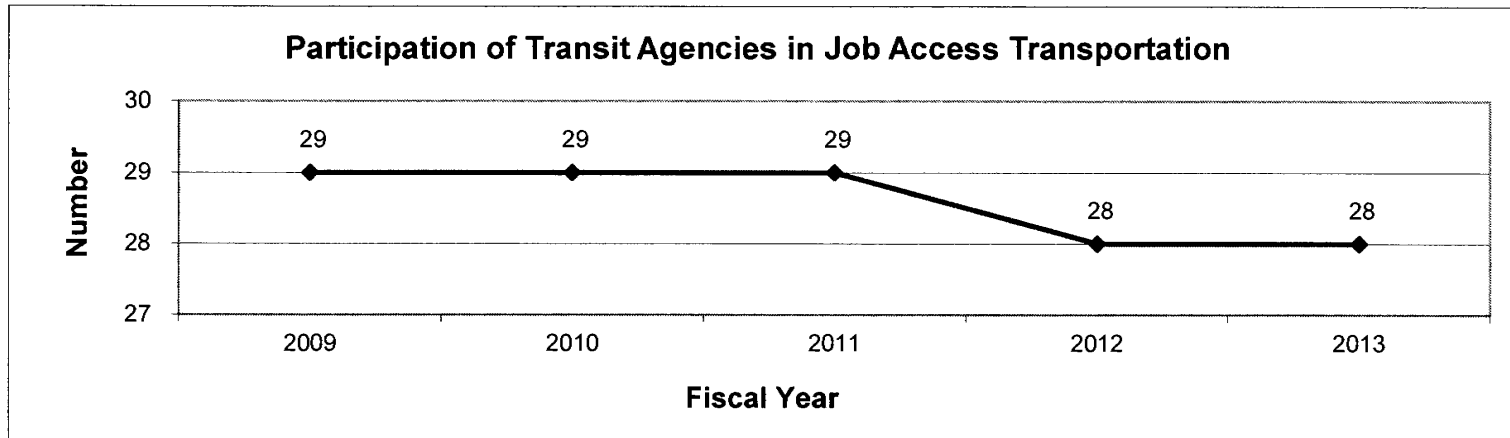
7a. Provide an effectiveness measure.

Federal pass-through funding; no measure required.

7b. Provide an efficiency measure.

Federal pass-through funding; no measure required.

7c. Provide the number of clients/individuals served, if applicable.



7d. Provide a customer satisfaction measure, if available.

N/A

DECISION ITEM DETAIL

Budget Unit	FY 2013	FY 2013	FY 2014	FY 2014	FY 2015	FY 2015	FY 2015	FY 2015
Decision Item	ACTUAL	ACTUAL	BUDGET	BUDGET	DEPT REQ	DEPT REQ	GOV REC	GOV REC
Budget Object Class	DOLLAR	FTE	DOLLAR	FTE	DOLLAR	FTE	DOLLAR	FTE
JOB ACCESS & REVERSE COMM GRT								
CORE								
PROGRAM DISTRIBUTIONS	1,749,473	0.00	0	0.00	0	0.00	0	0.00
TOTAL - PD	1,749,473	0.00	0	0.00	0	0.00	0	0.00
GRAND TOTAL	\$1,749,473	0.00	\$0	0.00	\$0	0.00	\$0	0.00
GENERAL REVENUE	\$0	0.00	\$0	0.00	\$0	0.00		0.00
FEDERAL FUNDS	\$1,749,473	0.00	\$0	0.00	\$0	0.00		0.00
OTHER FUNDS	\$0	0.00	\$0	0.00	\$0	0.00		0.00

DECISION ITEM SUMMARY

Budget Unit								
Decision Item	FY 2013	FY 2013	FY 2014	FY 2014	FY 2015	FY 2015	FY 2015	FY 2015
Budget Object Summary	ACTUAL	ACTUAL	BUDGET	BUDGET	DEPT REQ	DEPT REQ	GOV REC	GOV REC
Fund	DOLLAR	FTE	DOLLAR	FTE	DOLLAR	FTE	DOLLAR	FTE
CAP GRANTS-SEC 5309 (SEC 3)								
CORE								
PROGRAM-SPECIFIC								
MULTIMODAL OPERATIONS FEDERAL	5,207,197	0.00	16,499,394	0.00	3,000,000	0.00	3,000,000	0.00
TOTAL - PD	5,207,197	0.00	16,499,394	0.00	3,000,000	0.00	3,000,000	0.00
TOTAL	5,207,197	0.00	16,499,394	0.00	3,000,000	0.00	3,000,000	0.00
GRAND TOTAL	\$5,207,197	0.00	\$16,499,394	0.00	\$3,000,000	0.00	\$3,000,000	0.00

CORE DECISION ITEM

Department of Transportation	Budget Unit: <u>Multimodal Operations</u>
Division: Multimodal Operations	
Core: National Discretionary Capital Grants - Section 5309	

1. CORE FINANCIAL SUMMARY

	FY 2015 Budget Request					FY 2015 Governor's Recommendation			
	GR	Federal	Other	Total		GR	Federal	Other	Total
PS	\$0	\$0	\$0	\$0	PS	\$0	\$0	\$0	\$0
EE	\$0	\$0	\$0	\$0	EE	\$0	\$0	\$0	\$0
PSD	\$0	\$3,000,000	\$0	\$3,000,000	PSD	\$0	\$3,000,000	\$0	\$3,000,000
Total	\$0	\$3,000,000	\$0	\$3,000,000	Total	\$0	\$3,000,000	\$0	\$3,000,000
FTE	0.00	0.00	0.00	0.00	FTE	0.00	0.00	0.00	0.00

Est. Fringe	\$0	\$0	\$0	\$0
--------------------	-----	-----	-----	-----

Note: Fringes budgeted in House Bill 5 except for certain fringes budgeted directly to MoDOT, Highway Patrol, and Conservation.

Est. Fringe	\$0	\$0	\$0	\$0
--------------------	-----	-----	-----	-----

Note: Fringes budgeted in House Bill 5 except for certain fringes budgeted directly to MoDOT, Highway Patrol, and Conservation.

Other Funds:

Other Funds:

2. CORE DESCRIPTION

These grants provide funding for the cost of replacement transit vehicles, vehicles for service expansion, transit facilities and equipment in support of transit services.

This appropriation is used as authorization to pass-through federal assistance to several operators of rural city transit systems.

The Governor's Recommendation is the same amount as the department's request.

3. PROGRAM LISTING (list programs included in this core funding)

The following providers have FTA Sec. 5309 funded projects that will extend into state fiscal year 2015:

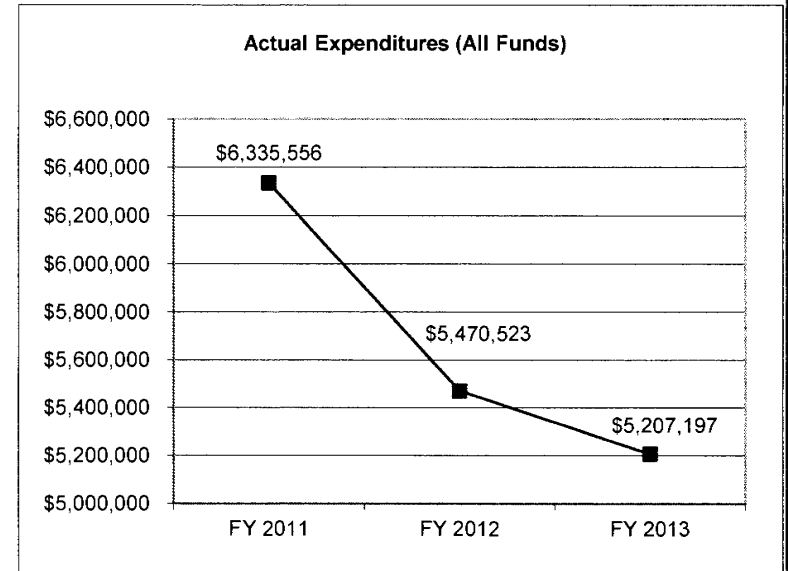
- OATS, Inc.
- Southeast Missouri Transportation Service, Inc.

CORE DECISION ITEM

Department of Transportation	Budget Unit: Multimodal Operations
Division: Multimodal Operations	
Core: National Discretionary Capital Grants - Section 5309	

4. FINANCIAL HISTORY

	FY 2011 Actual	FY 2012 Actual	FY 2013 Actual	FY 2014 Current Yr.
Appropriation (All Funds)	\$8,480,000	\$8,480,000	\$16,499,394	\$16,499,394
Less Reverted (All Funds)	\$0	\$0	\$0	N/A
Budget Authority (All Funds)	\$8,480,000	\$8,480,000	\$16,499,394	N/A
Actual Expenditures (All Funds)	\$6,335,556	\$5,470,523	\$5,207,197	N/A
Unexpended (All Funds)	\$2,144,444	\$3,009,477	\$11,292,197	N/A
Unexpended, by Fund:				
General Revenue	\$0	\$0	\$0	N/A
Federal	\$2,144,444	\$3,009,477	\$11,292,197	N/A
Other	\$0	\$0	\$0	N/A



Reverted includes Governor's standard 3 percent reserve (when applicable) and any extraordinary withholdings.

NOTES:

CORE RECONCILIATION

STATE
CAP GRANTS-SEC 5309 (SEC 3)

5. CORE RECONCILIATION

	Budget Class	FTE	GR	Federal	Other	Total	Explanation
TAFP AFTER VETOES							
	PD	0.00	0	16,499,394	0	16,499,394	
	Total	0.00	0	16,499,394	0	16,499,394	
DEPARTMENT CORE ADJUSTMENTS							
Core Reduction	[#6] PD	0.00	0	(13,499,394)	0	(13,499,394)	1316 reduced to better reflect projected expenditures.
NET DEPARTMENT CHANGES		0.00	0	(13,499,394)	0	(13,499,394)	
DEPARTMENT CORE REQUEST							
	PD	0.00	0	3,000,000	0	3,000,000	
	Total	0.00	0	3,000,000	0	3,000,000	
GOVERNOR'S RECOMMENDED CORE							
	PD	0.00	0	3,000,000	0	3,000,000	
	Total	0.00	0	3,000,000	0	3,000,000	

DECISION ITEM DETAIL

Budget Unit	FY 2013	FY 2013	FY 2014	FY 2014	FY 2015	FY 2015	FY 2015	FY 2015
Decision Item	ACTUAL	ACTUAL	BUDGET	BUDGET	DEPT REQ	DEPT REQ	GOV REC	GOV REC
Budget Object Class	DOLLAR	FTE	DOLLAR	FTE	DOLLAR	FTE	DOLLAR	FTE
CAP GRANTS-SEC 5309 (SEC 3)								
CORE								
PROGRAM DISTRIBUTIONS	5,207,197	0.00	16,499,394	0.00	3,000,000	0.00	3,000,000	0.00
TOTAL - PD	5,207,197	0.00	16,499,394	0.00	3,000,000	0.00	3,000,000	0.00
GRAND TOTAL	\$5,207,197	0.00	\$16,499,394	0.00	\$3,000,000	0.00	\$3,000,000	0.00
GENERAL REVENUE	\$0	0.00	\$0	0.00	\$0	0.00	\$0	0.00
FEDERAL FUNDS	\$5,207,197	0.00	\$16,499,394	0.00	\$3,000,000	0.00	\$3,000,000	0.00
OTHER FUNDS	\$0	0.00	\$0	0.00	\$0	0.00	\$0	0.00

PROGRAM DESCRIPTION

Department of Transportation
National Discretionary Capital Grants
Program is found in the following core budget(s): Nat'l Disc. Capital Grants - Section 5309

1. What does this program do?

These grants provide funding for the cost of replacement transit vehicles, vehicles for service expansion, transit facilities and equipment in support of transit services.

2. What is the authorization for this program, i.e., federal or state statute, etc.? (Include the federal program number, if applicable.)

Title 49 USC 5309 and 33.546, RSMo

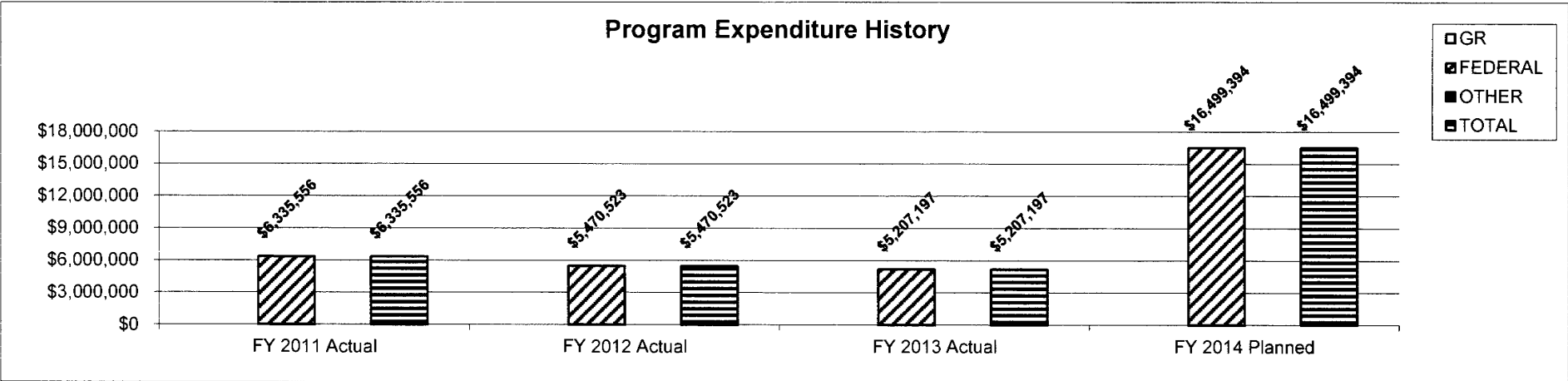
3. Are there federal matching requirements? If yes, please explain.

Yes, 20 percent of project funds must be non-federal matching funds.

4. Is this a federally mandated program? If yes, please explain.

No.

5. Provide actual expenditures for the prior three fiscal years and planned expenditures for the current fiscal year.



6. What are the sources of the "Other" funds?

N/A

PROGRAM DESCRIPTION

Department of Transportation
National Discretionary Capital Grants
Program is found in the following core budget(s): Nat'l Disc. Capital Grants - Section 5309

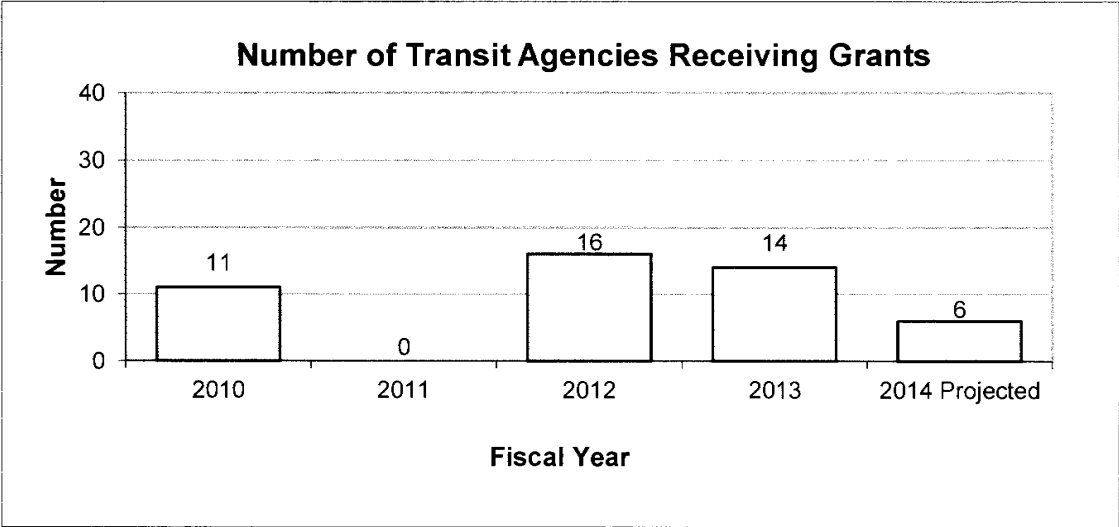
7a. Provide an effectiveness measure.

Federal pass-through funding; no measure required.

7b. Provide an efficiency measure.

Federal pass-through funding; no measure required.

7c. Provide the number of clients/individuals served, if applicable.



7d. Provide a customer satisfaction measure, if available.
N/A

DECISION ITEM SUMMARY

Budget Unit									
Decision Item	FY 2013	FY 2013	FY 2014	FY 2014	FY 2015	FY 2015	FY 2015	FY 2015	FY 2015
Budget Object Summary	ACTUAL	ACTUAL	BUDGET	BUDGET	DEPT REQ	DEPT REQ	GOV REC	GOV REC	GOV REC
Fund	DOLLAR	FTE	DOLLAR	FTE	DOLLAR	FTE	DOLLAR	FTE	FTE
PLANNING GRANTS-SEC 5303 (8)									
CORE									
PROGRAM-SPECIFIC									
MULTIMODAL OPERATIONS FEDERAL	6,570,440	0.00	15,910,249	0.00	11,000,000	0.00	11,000,000	0.00	0.00
TOTAL - PD	6,570,440	0.00	15,910,249	0.00	11,000,000	0.00	11,000,000	0.00	0.00
TOTAL	6,570,440	0.00	15,910,249	0.00	11,000,000	0.00	11,000,000	0.00	0.00
GRAND TOTAL	\$6,570,440	0.00	\$15,910,249	0.00	\$11,000,000	0.00	\$11,000,000	0.00	0.00

CORE DECISION ITEM

Department of Transportation	Budget Unit: <u>Multimodal Operations</u>
Division: Multimodal Operations	
Core: Metropolitan & Statewide Planning Grants - Section 5303 & 5305	

1. CORE FINANCIAL SUMMARY

	FY 2015 Budget Request					FY 2015 Governor's Recommendation			
	GR	Federal	Other	Total		GR	Federal	Other	Total
PS	\$0	\$0	\$0	\$0	PS	\$0	\$0	\$0	\$0
EE	\$0	\$0	\$0	\$0	EE	\$0	\$0	\$0	\$0
PSD	\$0	\$11,000,000	\$0	\$11,000,000	PSD	\$0	\$11,000,000	\$0	\$11,000,000
Total	\$0	\$11,000,000	\$0	\$11,000,000	Total	\$0	\$11,000,000	\$0	\$11,000,000
FTE	0.00	0.00	0.00	0.00	FTE	0.00	0.00	0.00	0.00

Est. Fringe	\$0	\$0	\$0	\$0
--------------------	-----	-----	-----	-----

Note: Fringes budgeted in House Bill 5 except for certain fringes budgeted directly to MoDOT, Highway Patrol, and Conservation.

Est. Fringe	\$0	\$0	\$0	\$0
--------------------	-----	-----	-----	-----

Note: Fringes budgeted in House Bill 5 except for certain fringes budgeted directly to MoDOT, Highway Patrol, and Conservation.

Other Funds:

Other Funds:

2. CORE DESCRIPTION

This appropriation allows for the pass-through of federal transit planning assistance (FTA Sections 5303 as well as 5305, formerly Section 5313) and federal highway administration planning assistance (FHWA PL funds) to metropolitan planning organizations. Federal transportation funds for construction, equipment or operations require a metropolitan planning process.

The Governor's Recommendation is the same amount as the department's request.

3. PROGRAM LISTING (list programs included in this core funding)

East-West Gateway Council of Governments - St. Louis Mid-America Regional Council of Governments - Kansas City Ozark Transportation Organization - Springfield St. Joseph Metropolitan Planning Organization Columbia Area Metropolitan Planning Organization	Joplin Area Transportation Study Organization Capitol Area Transportation Study Organization - Jefferson City Southeast Metropolitan Planning Organization Missouri Public Transit Association
---	---

CORE DECISION ITEM

Department of Transportation

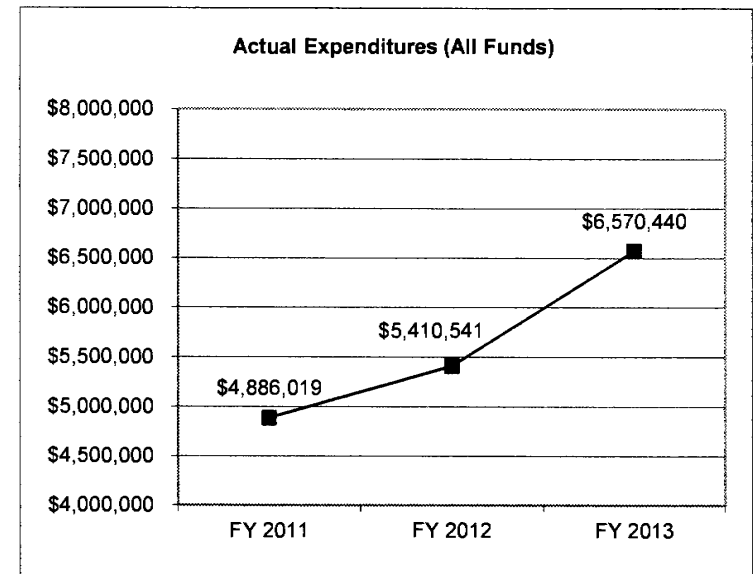
Budget Unit: Multimodal Operations

Division: Multimodal Operations

Core: Metropolitan & Statewide Planning Grants - Section 5303 & 5305

4. FINANCIAL HISTORY

	FY 2011 Actual	FY 2012 Actual	FY 2013 Actual	FY 2014 Current Yr.
Appropriation (All Funds)	\$6,365,194	\$6,365,194	\$15,910,249	\$15,910,249
Less Reverted (All Funds)	\$0	\$0	\$0	N/A
Budget Authority (All Funds)	\$6,365,194	\$6,365,194	\$15,910,249	N/A
Actual Expenditures (All Funds)	\$4,886,019	\$5,410,541	\$6,570,440	N/A
Unexpended (All Funds)	\$1,479,175	\$954,653	\$9,339,809	N/A
Unexpended, by Fund:				
General Revenue	\$0	\$0	\$0	N/A
Federal	\$1,479,175	\$954,653	\$9,339,809	N/A
Other	\$0	\$0	\$0	N/A
	1	1	1	



Reverted includes Governor's standard 3 percent reserve (when applicable) and any extraordinary withholdings.

NOTES:

1 - These are multi-year grants, in which the unexpended federal appropriations do not expire until the grants expire and therefore may end up crossing state fiscal years. MoDOT has not allowed any of these grant monies to revert to the federal government.

CORE RECONCILIATION

STATE
PLANNING GRANTS-SEC 5303 (8)

5. CORE RECONCILIATION

	Budget Class	FTE	GR	Federal	Other	Total	Explanation
TAFP AFTER VETOES							
	PD	0.00	0	15,910,249	0	15,910,249	
	Total	0.00	0	15,910,249	0	15,910,249	
DEPARTMENT CORE ADJUSTMENTS							
Core Reduction	[#7] PD	0.00	0	(4,910,249)	0	(4,910,249)	0437 reduced to better reflect projected expenditures.
NET DEPARTMENT CHANGES		0.00	0	(4,910,249)	0	(4,910,249)	
DEPARTMENT CORE REQUEST							
	PD	0.00	0	11,000,000	0	11,000,000	
	Total	0.00	0	11,000,000	0	11,000,000	
GOVERNOR'S RECOMMENDED CORE							
	PD	0.00	0	11,000,000	0	11,000,000	
	Total	0.00	0	11,000,000	0	11,000,000	

DECISION ITEM DETAIL

Budget Unit	FY 2013	FY 2013	FY 2014	FY 2014	FY 2015	FY 2015	FY 2015	FY 2015
Decision Item	ACTUAL	ACTUAL	BUDGET	BUDGET	DEPT REQ	DEPT REQ	GOV REC	GOV REC
Budget Object Class	DOLLAR	FTE	DOLLAR	FTE	DOLLAR	FTE	DOLLAR	FTE
PLANNING GRANTS-SEC 5303 (8)								
CORE								
PROGRAM DISTRIBUTIONS	6,570,440	0.00	15,910,249	0.00	11,000,000	0.00	11,000,000	0.00
TOTAL - PD	6,570,440	0.00	15,910,249	0.00	11,000,000	0.00	11,000,000	0.00
GRAND TOTAL	\$6,570,440	0.00	\$15,910,249	0.00	\$11,000,000	0.00	\$11,000,000	0.00
GENERAL REVENUE	\$0	0.00	\$0	0.00	\$0	0.00	\$0	0.00
FEDERAL FUNDS	\$6,570,440	0.00	\$15,910,249	0.00	\$11,000,000	0.00	\$11,000,000	0.00
OTHER FUNDS	\$0	0.00	\$0	0.00	\$0	0.00	\$0	0.00

PROGRAM DESCRIPTION

Department of Transportation

Metro & Statewide Planning Grants

Program is found in the following core budget(s): Metro & Statewide Planning Grants - Section 5303 & 5305

1. What does this program do?

This appropriation allows for pass-through of federal transit planning assistance (FTA Sections 5303 as well as 5305, formerly Section 5313) and federal highway administration planning assistance (FHWA PL funds) to metropolitan planning organizations, including state planning funds. Federal transportation funds for construction, equipment or operations require a metropolitan planning process.

2. What is the authorization for this program, i.e., federal or state statute, etc.? (Include the federal program number, if applicable.)

Title 49 USC 5305 and 33.546, RSMo

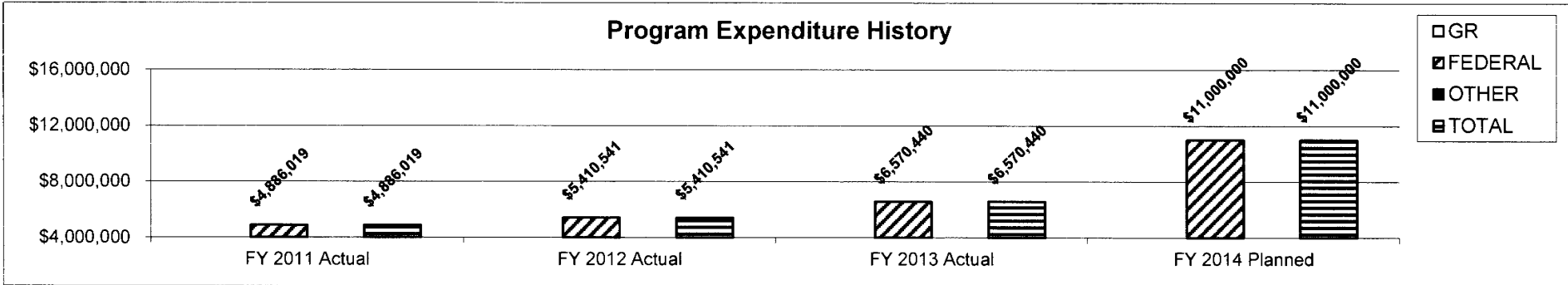
3. Are there federal matching requirements? If yes, please explain.

Yes, 20 percent of project funds must be non-federal matching funds.

4. Is this a federally mandated program? If yes, please explain.

Before federally funded highway and transit projects in metropolitan areas may proceed, the Metropolitan Transportation Improvement Programs (TIPs) are required.

5. Provide actual expenditures for the prior three fiscal years and planned expenditures for the current fiscal year.



6. What are the sources of the "Other" funds?

N/A

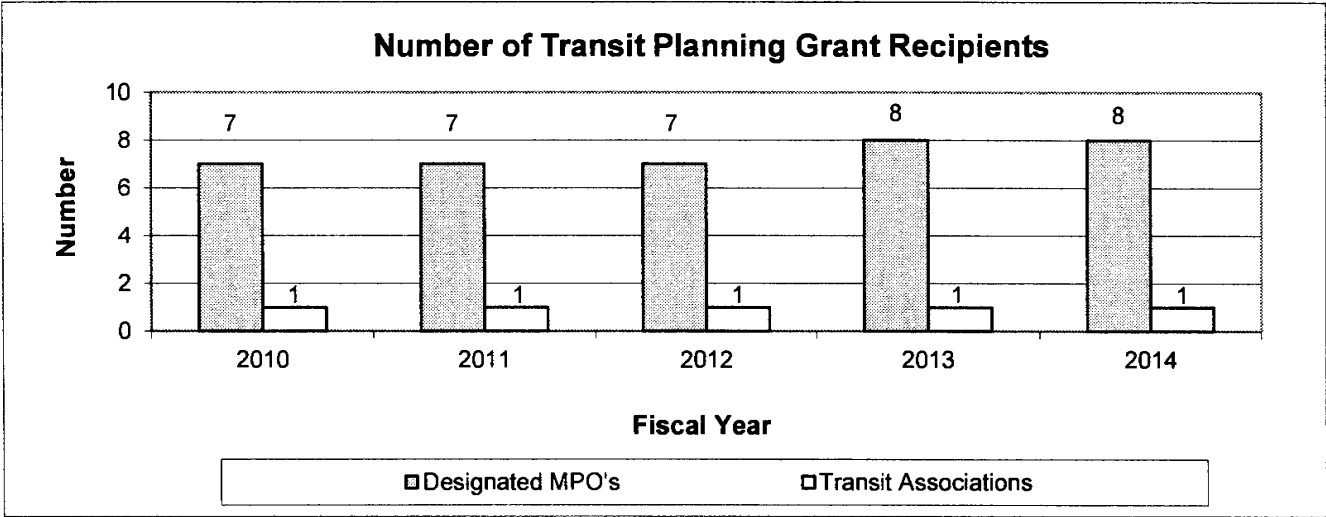
PROGRAM DESCRIPTION

Department of Transportation
Metro & Statewide Planning Grants
Program is found in the following core budget(s): **Metro & Statewide Planning Grants - Section 5303 & 5305**

7a. Provide an effectiveness measure.
Federal pass-through funding; no measure required.

7b. Provide an efficiency measure.
Federal pass-through funding; no measure required.

7c. Provide the number of clients/individuals served, if applicable.



7d. Provide a customer satisfaction measure, if available.
N/A

DECISION ITEM SUMMARY

Budget Unit								
Decision Item	FY 2013	FY 2013	FY 2014	FY 2014	FY 2015	FY 2015	FY 2015	FY 2015
Budget Object Summary	ACTUAL	ACTUAL	BUDGET	BUDGET	DEPT REQ	DEPT REQ	GOV REC	GOV REC
Fund	DOLLAR	FTE	DOLLAR	FTE	DOLLAR	FTE	DOLLAR	FTE
BUS & BUS FACILITY TRNSIT GRNT								
CORE								
PROGRAM-SPECIFIC								
MULTIMODAL OPERATIONS FEDERAL	0	0.00	5,000,000	0.00	4,000,000	0.00	4,000,000	0.00
TOTAL - PD	0	0.00	5,000,000	0.00	4,000,000	0.00	4,000,000	0.00
TOTAL	0	0.00	5,000,000	0.00	4,000,000	0.00	4,000,000	0.00
GRAND TOTAL	\$0	0.00	\$5,000,000	0.00	\$4,000,000	0.00	\$4,000,000	0.00

CORE DECISION ITEM

Department of Transportation	Budget Unit: <u>Multimodal Operations</u>
Division: Multimodal Operations	
Core: Bus and Bus Facility Transit Grants	

1. CORE FINANCIAL SUMMARY

FY 2015 Budget Request					FY 2015 Governor's Recommendation				
	GR	Federal	Other	Total		GR	Federal	Other	Total
PS	\$0	\$0	\$0	\$0	PS	\$0	\$0	\$0	\$0
EE	\$0	\$0	\$0	\$0	EE	\$0	\$0	\$0	\$0
PSD	\$0	\$4,000,000	\$0	\$4,000,000	PSD	\$0	\$4,000,000	\$0	\$4,000,000
Total	\$0	\$4,000,000	\$0	\$4,000,000	Total	\$0	\$4,000,000	\$0	\$4,000,000
FTE	0.00	0.00	0.00	0.00	FTE	0.00	0.00	0.00	0.00

Est. Fringe	\$0	\$0	\$0	\$0
--------------------	-----	-----	-----	-----

Note: Fringes budgeted in House Bill 5 except for certain fringes budgeted directly to MoDOT, Highway Patrol, and Conservation.

Est. Fringe	\$0	\$0	\$0	\$0
--------------------	-----	-----	-----	-----

Note: Fringes budgeted in House Bill 5 except for certain fringes budgeted directly to MoDOT, Highway Patrol, and Conservation.

Other Funds: _____ Other Funds: _____

2. CORE DESCRIPTION

The new federal transportation act, Moving Ahead for Progress in the 21st Century (MAP-21) was signed into law in July 2012 and contains a new bus and bus facility transit grant program. This appropriation provides funding for public transit providers to replace, rehabilitate and purchase buses and related equipment and to construct bus-related facilities.

The Governor's Recommendation is the same amount as the department's request.

3. PROGRAM LISTING (list programs included in this core funding)

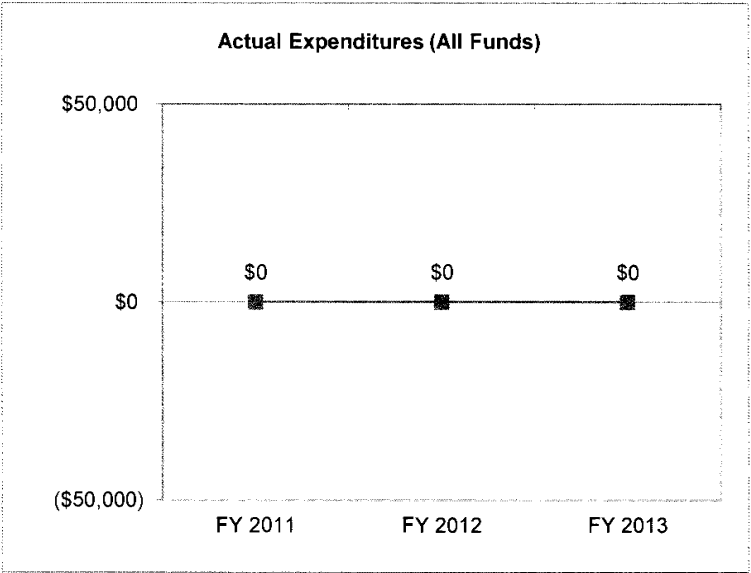
Cape Girardeau County Transit Authority	City of Lee's Summit (KCATA)	Mississippi County Transit System
City of Bloomfield	City of Marshfield	OATS, Inc.
City of Carthage	City of Mt. Vernon	Ray County Transportation
City of Clinton	City of Nevada	Ripley County Transit
City of Columbia	City of New Madrid	Scott County Transit System
City of El Dorado Springs	City of St. Joseph	SERVE, Inc.
City of Excelsior Springs	City of West Plains	Southeast Missouri Transportation Service (SMTS)
City of Houston	Dunklin County Transit Service	Stoddard County Transit Services
City of Jefferson	Franklin County Transportation Council	
City of Joplin	Licking Bridge Builders	
City of Lamar	Macon Area Chamber of Commerce	

CORE DECISION ITEM

Department of Transportation	Budget Unit: <u>Multimodal Operations</u>
Division: Multimodal Operations	
Core: Bus and Bus Facility Transit Grants	

4. FINANCIAL HISTORY

	FY 2011 Actual	FY 2012 Actual	FY 2013 Actual	FY 2014 Current Yr.
Appropriation (All Funds)	\$0	\$0	\$0	\$5,000,000
Less Reverted (All Funds)	\$0	\$0	\$0	N/A
Budget Authority (All Funds)	\$0	\$0	\$0	N/A
Actual Expenditures (All Funds)	\$0	\$0	\$0	N/A
Unexpended (All Funds)	\$0	\$0	\$0	N/A
Unexpended, by Fund:				
General Revenue	\$0	\$0	\$0	N/A
Federal	\$0	\$0	\$0	N/A
Other	\$0	\$0	\$0	N/A



Reverted includes Governor's standard 3 percent reserve (when applicable) and any extraordinary withholdings.

NOTES:

CORE RECONCILIATION

STATE
 BUS & BUS FACILITY TRNSIT GRNT

5. CORE RECONCILIATION

	Budget Class	FTE	GR	Federal	Other	Total	Explanation
TAFP AFTER VETOES							
	PD	0.00	0	5,000,000	0	5,000,000	
	Total	0.00	0	5,000,000	0	5,000,000	
DEPARTMENT CORE ADJUSTMENTS							
Core Reduction	[#9] PD	0.00	0	(1,000,000)	0	(1,000,000)	8249 reduced to better reflect projected expenditures.
NET DEPARTMENT CHANGES		0.00	0	(1,000,000)	0	(1,000,000)	
DEPARTMENT CORE REQUEST							
	PD	0.00	0	4,000,000	0	4,000,000	
	Total	0.00	0	4,000,000	0	4,000,000	
GOVERNOR'S RECOMMENDED CORE							
	PD	0.00	0	4,000,000	0	4,000,000	
	Total	0.00	0	4,000,000	0	4,000,000	

DECISION ITEM DETAIL

Budget Unit	FY 2013	FY 2013	FY 2014	FY 2014	FY 2015	FY 2015	FY 2015	FY 2015
Decision Item	ACTUAL	ACTUAL	BUDGET	BUDGET	DEPT REQ	DEPT REQ	GOV REC	GOV REC
Budget Object Class	DOLLAR	FTE	DOLLAR	FTE	DOLLAR	FTE	DOLLAR	FTE
BUS & BUS FACILITY TRNSIT GRNT								
CORE								
PROGRAM DISTRIBUTIONS	0	0.00	5,000,000	0.00	4,000,000	0.00	4,000,000	0.00
TOTAL - PD	0	0.00	5,000,000	0.00	4,000,000	0.00	4,000,000	0.00
GRAND TOTAL	\$0	0.00	\$5,000,000	0.00	\$4,000,000	0.00	\$4,000,000	0.00
GENERAL REVENUE	\$0	0.00	\$0	0.00	\$0	0.00	\$0	0.00
FEDERAL FUNDS	\$0	0.00	\$5,000,000	0.00	\$4,000,000	0.00	\$4,000,000	0.00
OTHER FUNDS	\$0	0.00	\$0	0.00	\$0	0.00	\$0	0.00

PROGRAM DESCRIPTION

Department of Transportation

Division: Multimodal Operations

Core: Bus and Bus Facility Transit Grants

1. What does this program do?

The new federal transportation act, Moving Ahead for Progress in the 21st Century (MAP-21) was signed into law in July 2012 and contains a new bus and bus facility transit grant program. This appropriation provides funding for public transit providers to replace, rehabilitate and purchase buses and related equipment and to construct bus-related facilities.

2. What is the authorization for this program, i.e., federal or state statute, etc.? (Include the federal program number, if applicable.)

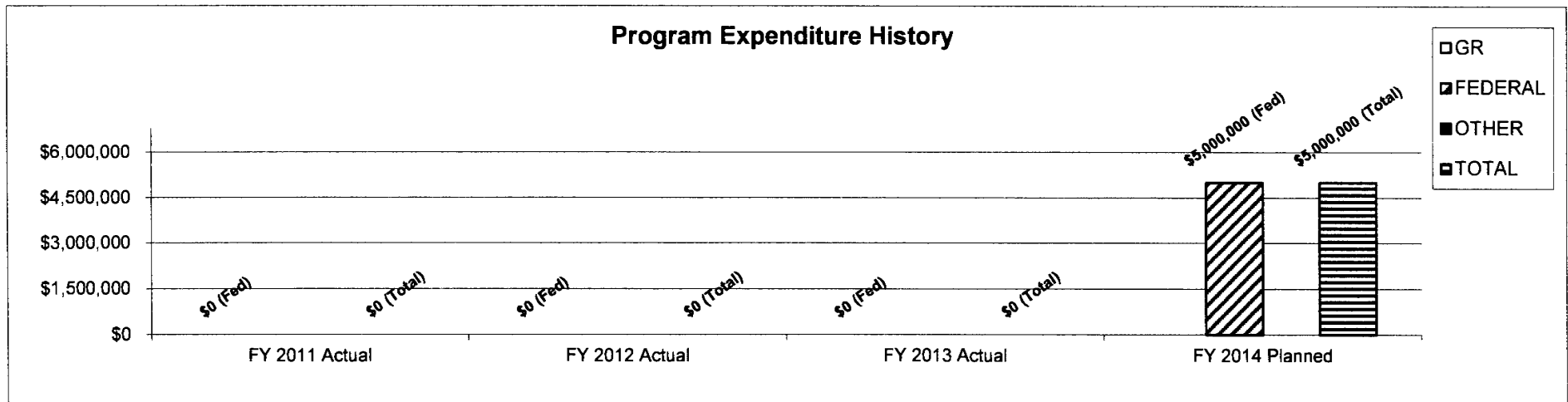
Title 49 U.S.C. 5339 and 33.546 RSMo

3. Are there federal matching requirements? If yes, please explain.

Yes, 20 percent cash matching funds from local/regional transit project sponsors. State transportation funds allocated in State Transit Assistance (226.195 RSMo) may be used by local / regional transit agencies to match federal funds.

4. Is this a federally mandated program? If yes, please explain.

No, however this funding is vital for local and regional public transit service providers for replacement of aging transit vehicles



6. What are the sources of the "Other" funds?

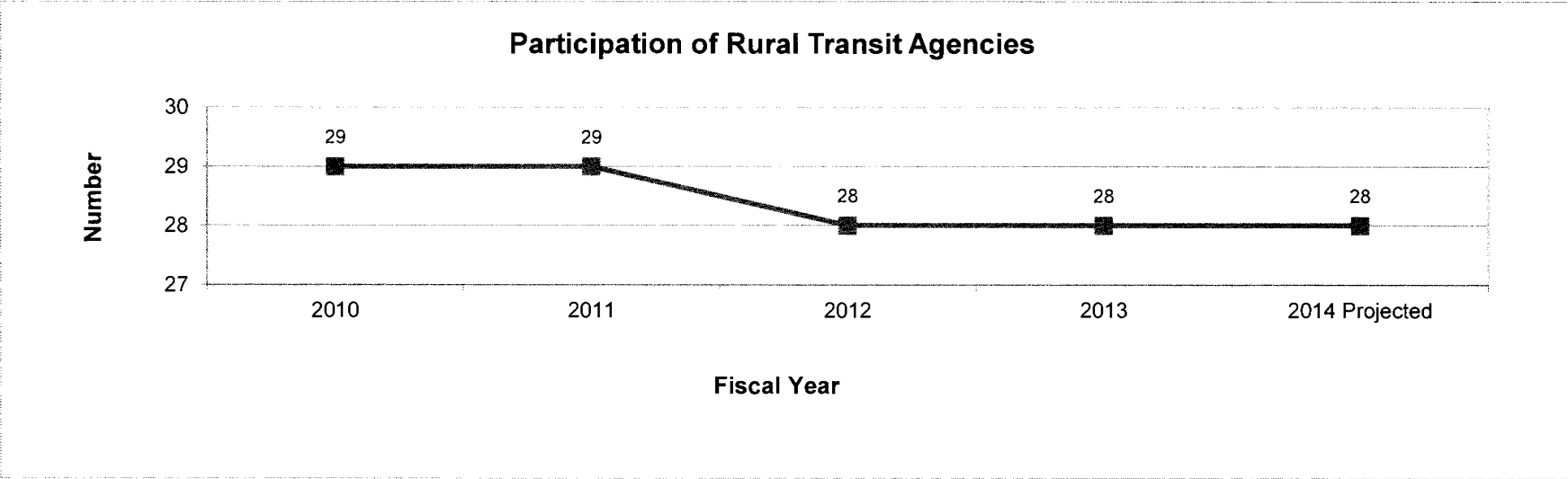
N/A

PROGRAM DESCRIPTION

Department of Transportation
Division: Multimodal Operations
Core: Bus and Bus Facility Transit Grants

7a. Provide an effectiveness measure.

7b. Provide an efficiency measure.



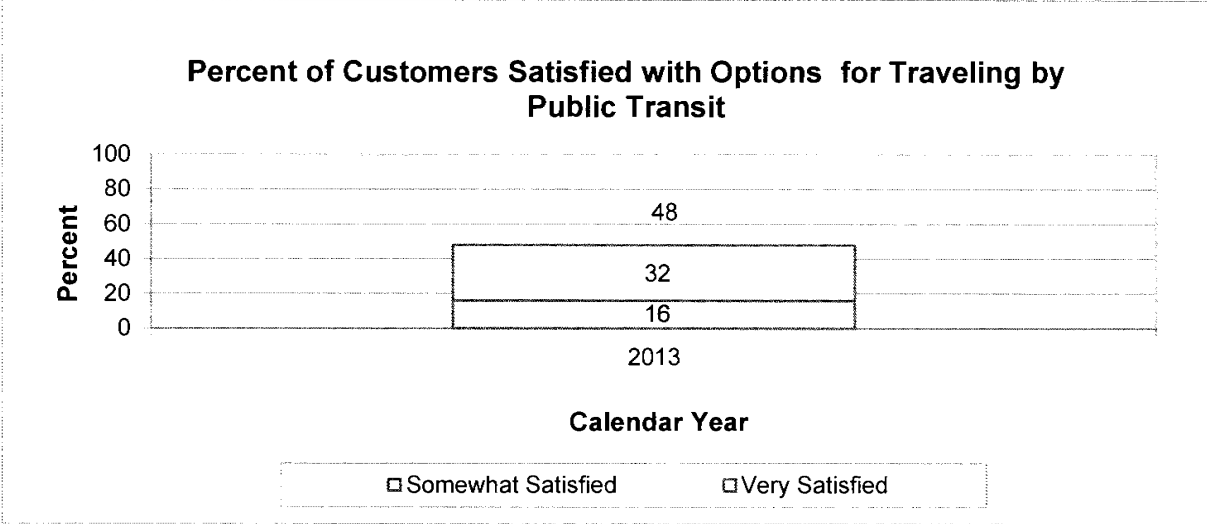
7c. Provide the number of clients/individuals served, if applicable.

There are 28 agencies that provided over 62 million rides in state fiscal year 2013.

PROGRAM DESCRIPTION

Department of Transportation
Division: Multimodal Operations
Core: Bus and Bus Facility Transit Grants

7d. Provide a customer satisfaction measure, if available.



Data is collected through telephone surveys annually from interviews of approximately 3,500 randomly selected adult Missourians. MoDOT's customer is the public. The graph measures the public's perception of MoDOT's performance in providing transportation options by public transit such as buses, vans or Metro link.

DECISION ITEM SUMMARY

Budget Unit								
Decision Item	FY 2013	FY 2013	FY 2014	FY 2014	FY 2015	FY 2015	FY 2015	FY 2015
Budget Object Summary	ACTUAL	ACTUAL	BUDGET	BUDGET	DEPT REQ	DEPT REQ	GOV REC	GOV REC
Fund	DOLLAR	FTE	DOLLAR	FTE	DOLLAR	FTE	DOLLAR	FTE
STATE SAFETY OVERSIGHT								
State Safety Oversight - 1605011								
PROGRAM-SPECIFIC								
MULTIMODAL OPERATIONS FEDERAL	0	0.00	0	0.00	505,962	0.00	505,962	0.00
STATE TRANSPORTATION FUND	0	0.00	0	0.00	126,491	0.00	126,491	0.00
TOTAL - PD	0	0.00	0	0.00	632,453	0.00	632,453	0.00
TOTAL	0	0.00	0	0.00	632,453	0.00	632,453	0.00
GRAND TOTAL	\$0	0.00	\$0	0.00	\$632,453	0.00	\$632,453	0.00

NEW DECISION ITEM

RANK: 12 OF 17

Department of Transportation		Budget Unit: Multimodal Operations	
Division: Multimodal Operations			
DI Name: State Safety Oversight	DI# 1605011		

1. AMOUNT OF REQUEST

FY 2015 Budget Request					FY 2015 Governor's Recommendation				
	GR	Federal	Other	Total		GR	Federal	Other	Total
PS	\$0	\$0	\$0	\$0	PS	\$0	\$0	\$0	\$0
EE	\$0	\$0	\$0	\$0	EE	\$0	\$0	\$0	\$0
PSD	\$0	\$505,962	\$126,491	\$632,453	PSD	\$0	\$505,962	\$126,491	\$632,453
Total	\$0	\$505,962	\$126,491	\$632,453	Total	\$0	\$505,962	\$126,491	\$632,453
FTE	0.00	0.00	0.00	0.00	FTE	0.00	0.00	0.00	0.00

Est. Fringe	\$0	\$0	\$0	\$0
--------------------	-----	-----	-----	-----

Note: Fringes budgeted in House Bill 5 except for certain fringes budgeted directly to MoDOT, Highway Patrol, and Conservation.

Est. Fringe	\$0	\$0	\$0	\$0
--------------------	-----	-----	-----	-----

Note: Fringes budgeted in House Bill 5 except for certain fringes budgeted directly to MoDOT, Highway Patrol, and Conservation.

Other Funds: State Transportation Fund (0675)

Other Funds: State Transportation Fund (0675)

2. THIS REQUEST CAN BE CATEGORIZED AS:

<input type="checkbox"/>	New Legislation	<input type="checkbox"/>	New Program	<input type="checkbox"/>	Supplemental
<input checked="" type="checkbox"/>	Federal Mandate	<input type="checkbox"/>	Program Expansion	<input type="checkbox"/>	Cost to Continue
<input type="checkbox"/>	GR Pick-Up	<input type="checkbox"/>	Space Request	<input type="checkbox"/>	Equipment Replacement
<input type="checkbox"/>	Pay Plan	<input type="checkbox"/>	Other:		

3. WHY IS THIS FUNDING NEEDED? PROVIDE AN EXPLANATION FOR ITEMS CHECKED IN #2. INCLUDE THE FEDERAL OR STATE STATUTORY OR CONSTITUTIONAL AUTHORIZATION FOR THIS PROGRAM.

The request includes increases for changes in funding for the State Safety Oversight Program, which involves inspecting light rail transit systems. The federal transportation reauthorization act, Moving Ahead for Progress in the 21st Century (MAP-21), contained new federal funding for this program. The program requires a 20 percent state match.

The Governor's Recommendation is the same amount as the department's request.

NEW DECISION ITEM
RANK: 12 OF 17

Department of Transportation	Budget Unit: <u>Multimodal Operations</u>
Division: Multimodal Operations	
DI Name: State Safety Oversight	DI# 1605011

4. DESCRIBE THE DETAILED ASSUMPTIONS USED TO DERIVE THE SPECIFIC REQUESTED AMOUNT. (How did you determine that the requested number of FTE were appropriate? From what source or standard did you derive the requested levels of funding? Were alternatives such as outsourcing or automation considered? If based on new legislation, does request tie to TAFP fiscal note? If not, explain why. Detail which portions of the request are one-times and how those amounts were calculated.)

The increase was determined based on federal funding now available under the federal transportation reauthorization act, Moving Ahead for Progress in the 21st Century (MAP-21), and the required state match.

5. BREAK DOWN THE REQUEST BY BUDGET OBJECT CLASS, JOB CLASS, AND FUND SOURCE. IDENTIFY ONE-TIME COSTS.

Budget Object Class	Job Class	Dept Req GR DOLLARS	Dept Req GR FTE	Dept Req FED DOLLARS	Dept Req FED FTE	Dept Req OTHER DOLLARS	Dept Req OTHER FTE	Dept Req TOTAL DOLLARS	Dept Req TOTAL FTE	Dept Req One-Time DOLLARS
								\$0	0.0	
								\$0	0.0	
Total PS		\$0	0.0	\$0	0.0	\$0	0.0	\$0	0.0	\$0
								\$0		
Total EE		\$0		\$0		\$0		\$0		\$0
								\$0		
800				\$505,962		\$126,491		\$632,453		
Total PSD		\$0		\$505,962		\$126,491		\$632,453		\$0
Grand Total		\$0	0.0	\$505,962	0.0	\$126,491	0.0	\$632,453	0.0	\$0

NEW DECISION ITEM
RANK: 12 OF 17

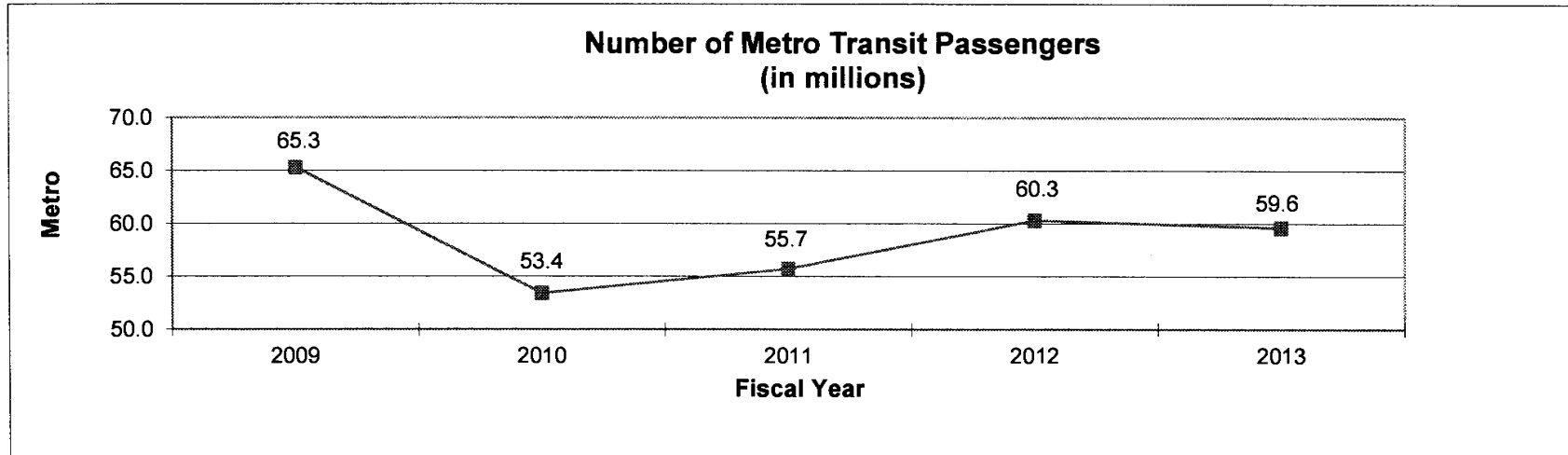
Department of Transportation											Budget Unit: Multimodal Operations	
Division: Multimodal Operations												
DI Name: State Safety Oversight											DI# 1605011	
Budget Object Class	Job Class	Gov Req GR DOLLARS	Gov Req GR FTE	Gov Req FED DOLLARS	Gov Req FED FTE	Gov Req OTHER DOLLARS	Gov Req OTHER FTE	Gov Req TOTAL DOLLARS	Gov Req TOTAL FTE	Gov Req One-Time DOLLARS		
								\$0	0.0			
								\$0	0.0			
Total PS		\$0	0.0	\$0	0.0	\$0	0.0	\$0	0.0	\$0	\$0	\$0
								\$0				
								\$0				
Total EE		\$0		\$0		\$0		\$0		\$0	\$0	\$0
								\$0				
800				\$505,962		\$126,491		\$632,453				
Total PSD		\$0		\$505,962		\$126,491		\$632,453		\$0	\$0	\$0
								\$0				
Grand Total		\$0	0.0	\$505,962	0.0	\$126,491	0.0	\$632,453	0.0	\$0	\$0	\$0

NEW DECISION ITEM
RANK: 12 OF 17

Department of Transportation	Budget Unit: Multimodal Operations
Division: Multimodal Operations	
DI Name: State Safety Oversight	DI# 1605011

6. PERFORMANCE MEASURES (If new decision item has an associated core, separately identify projected performance with & without additional funding.)

6a. Provide an effectiveness measure.



6b. Provide an efficiency measure.

	FY 2011		FY 2012		FY 2013		FY 2014
	Projected	Actual	Projected	Actual	Projected	Actual	Projected
Average Operating Cost Per One-Way Passenger Trip	\$4.21	\$4.39	\$4.75	\$5.52	\$5.75	\$6.74	\$6.50

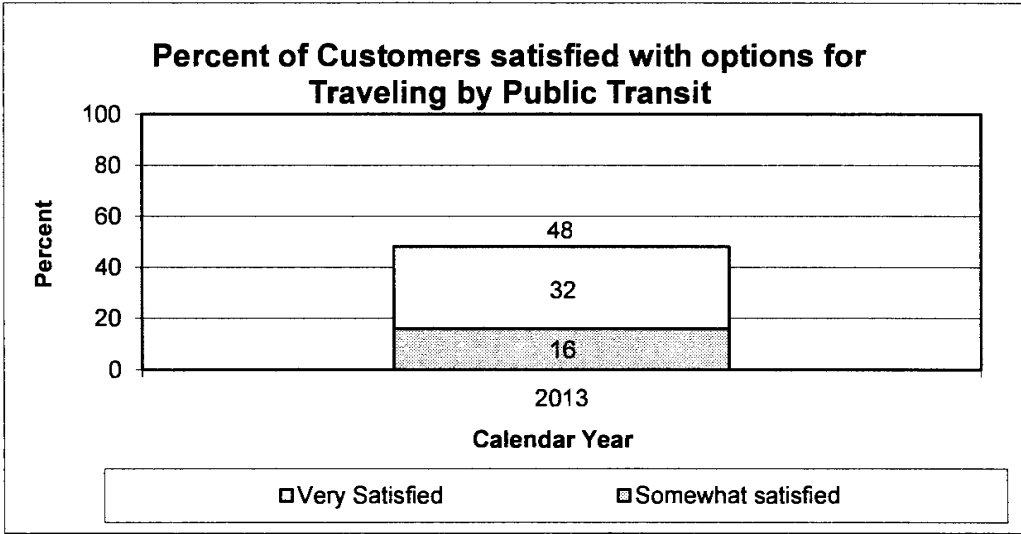
NEW DECISION ITEM
RANK: 12 OF 17

Department of Transportation Budget Unit: Multimodal Operations
Division: Multimodal Operations
DI Name: State Safety Oversight DI# 1605011

6c. Provide the number of clients/individuals served, if applicable.

See Number of Metro Transit Passengers in prior chart.

6d. Provide a customer satisfaction measure, if available.



Data is collected through telephone surveys annually from interviews of approximately 3,500 randomly selected adult Missourians. MoDOT's customer is the public. The graph measures the public's perception of MoDOT's performance in providing options by public transit such as buses, vans or Metro Link. This was the first year this data was collected.

NEW DECISION ITEM
RANK: 12 OF 17

Department of Transportation	Budget Unit: <u>Multimodal Operations</u>
Division: <u>Multimodal Operations</u>	
DI Name: <u>State Safety Oversight</u>	DI# <u>1605011</u>

7. STRATEGIES TO ACHIEVE THE PERFORMANCE MEASUREMENT TARGETS:

- Inform the public about the benefits and alternatives offered by non-highway modes of transportation.
- Increase awareness and support of Multimodal programs and resources.
- Keep customers and ourselves safe.

DECISION ITEM DETAIL

Budget Unit	FY 2013	FY 2013	FY 2014	FY 2014	FY 2015	FY 2015	FY 2015	FY 2015
Decision Item	ACTUAL	ACTUAL	BUDGET	BUDGET	DEPT REQ	DEPT REQ	GOV REC	GOV REC
Budget Object Class	DOLLAR	FTE	DOLLAR	FTE	DOLLAR	FTE	DOLLAR	FTE
STATE SAFETY OVERSIGHT								
State Safety Oversight - 1605011								
PROGRAM DISTRIBUTIONS	0	0.00	0	0.00	632,453	0.00	632,453	0.00
TOTAL - PD	0	0.00	0	0.00	632,453	0.00	632,453	0.00
GRAND TOTAL	\$0	0.00	\$0	0.00	\$632,453	0.00	\$632,453	0.00
GENERAL REVENUE	\$0	0.00	\$0	0.00	\$0	0.00	\$0	0.00
FEDERAL FUNDS	\$0	0.00	\$0	0.00	\$505,962	0.00	\$505,962	0.00
OTHER FUNDS	\$0	0.00	\$0	0.00	\$126,491	0.00	\$126,491	0.00

DECISION ITEM SUMMARY

Budget Unit								
Decision Item	FY 2013	FY 2013	FY 2014	FY 2014	FY 2015	FY 2015	FY 2015	FY 2015
Budget Object Summary	ACTUAL	ACTUAL	BUDGET	BUDGET	DEPT REQ	DEPT REQ	GOV REC	GOV REC
Fund	DOLLAR	FTE	DOLLAR	FTE	DOLLAR	FTE	DOLLAR	FTE
IMPROVED PASSENGER RAIL								
CORE								
PROGRAM-SPECIFIC								
MULTIMODAL OPERATIONS FEDERAL	13,586,661	0.00	35,000,000	0.00	22,500,000	0.00	22,500,000	0.00
TOTAL - PD	13,586,661	0.00	35,000,000	0.00	22,500,000	0.00	22,500,000	0.00
TOTAL	13,586,661	0.00	35,000,000	0.00	22,500,000	0.00	22,500,000	0.00
GRAND TOTAL	\$13,586,661	0.00	\$35,000,000	0.00	\$22,500,000	0.00	\$22,500,000	0.00

CORE DECISION ITEM

Department of Transportation	Budget Unit: <u>Multimodal Operations</u>
Division: Multimodal Operations	
Core: Improved Passenger Rail	

1. CORE FINANCIAL SUMMARY

	FY 2015 Budget Request					FY 2015 Governor's Recommendation			
	GR	Federal	Other	Total		GR	Federal	Other	Total
PS	\$0	\$0	\$0	\$0	PS	\$0	\$0	\$0	\$0
EE	\$0	\$0	\$0	\$0	EE	\$0	\$0	\$0	\$0
PSD	\$0	\$22,500,000	\$0	\$22,500,000	PSD	\$0	\$22,500,000	\$0	\$22,500,000
Total	<u>\$0</u>	<u>\$22,500,000</u>	<u>\$0</u>	<u>\$22,500,000</u>	Total	<u>\$0</u>	<u>\$22,500,000</u>	<u>\$0</u>	<u>\$22,500,000</u>
FTE	0.00	0.00	0.00	0.00	FTE	0.00	0.00	0.00	0.00

Est. Fringe	\$0	\$0	\$0	\$0
--------------------	-----	-----	-----	-----

Note: Fringes budgeted in House Bill 5 except for certain fringes budgeted directly to MoDOT, Highway Patrol, and Conservation.

Est. Fringe	\$0	\$0	\$0	\$0
--------------------	-----	-----	-----	-----

Note: Fringes budgeted in House Bill 5 except for certain fringes budgeted directly to MoDOT, Highway Patrol, and Conservation.

Other Funds:

Other Funds:

2. CORE DESCRIPTION

The St. Louis to Kansas City route has been designated as part of a nine state improved passenger rail system that lacks the infrastructure necessary to support higher speeds. MoDOT secured \$36 million in federal funds for construction and/or engineering of multiple rail improvements along the St. Louis to Kansas City corridor in fiscal year 2010, and an additional \$13.5 million in fiscal year 2011. MoDOT continues to pursue grant opportunities to remove system bottlenecks and expand capacity along the St. Louis to Kansas City rail corridor.

The Governor's Recommendation is the same amount as the department's request.

3. PROGRAM LISTING (list programs included in this core funding)

This appropriation will allow MoDOT to expend funds for improved passenger rail projects from the American Recovery and Reinvestment Act of 2009 (ARRA) and the High Speed Rail Intercity Rail Projects (HSIPR) appropriations acts of 2010 and 2011.

Listed below is a breakdown of the fiscal year 2015 Improved Passenger Rail Projects:

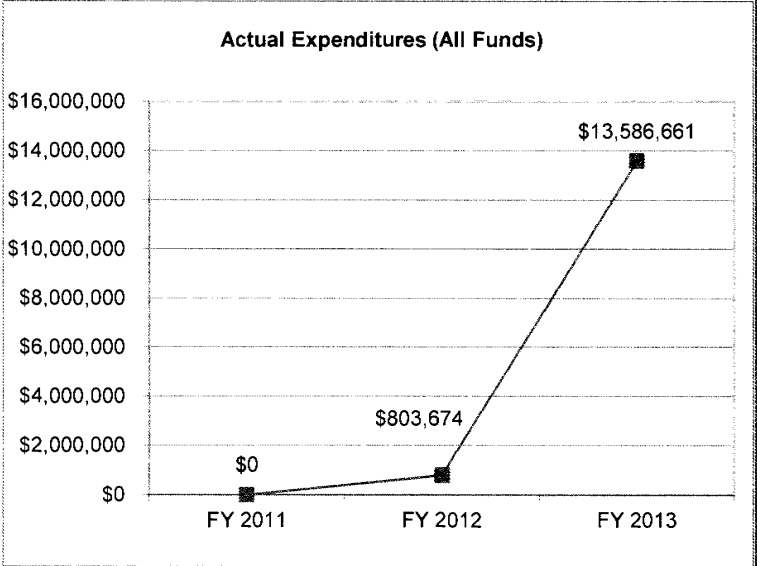
Bonnot's Mill Universal Crossover	\$3,000,000
Osage River Bridge	\$500,000
West Approach to the Merchant's Bridge	\$13,500,000
St. Louis Terminal Rail Track Improvements	\$4,500,000
Grade Crossing Safety Improvements	\$1,000,000
	<u>\$22,500,000</u>

CORE DECISION ITEM

Department of Transportation	Budget Unit: <u>Multimodal Operations</u>
Division: Multimodal Operations	
Core: Improved Passenger Rail	

4. FINANCIAL HISTORY

	FY 2011 Actual	FY 2012 Actual	FY 2013 Actual	FY 2014 Current Yr.
Appropriation (All Funds)	\$1	\$41,422,000	\$33,000,000	\$35,000,000
Less Reverted (All Funds)	\$0	\$0	\$0	N/A
Budget Authority (All Funds)	\$1	\$41,422,000	\$33,000,000	N/A
Actual Expenditures (All Funds)	\$0	\$803,674	\$13,586,661	\$0
Unexpended (All Funds)	\$1	\$40,618,326	\$19,413,339	N/A
Unexpended, by Fund:				
General Revenue	\$0	\$0	\$0	N/A
Federal	\$1	\$40,618,326	\$19,413,339	N/A
Other	\$0	\$0	\$0	N/A



Reverted includes Governor's standard 3 percent reserve (when applicable) and any extraordinary withholdings.

CORE RECONCILIATION

**STATE
IMPROVED PASSENGER RAIL**

5. CORE RECONCILIATION

	Budget Class	FTE	GR	Federal	Other	Total	Explanation
TAFP AFTER VETOES							
	PD	0.00	0	35,000,000	0	35,000,000	
	Total	0.00	0	35,000,000	0	35,000,000	
DEPARTMENT CORE ADJUSTMENTS							
Core Reduction	[#8] PD	0.00	0	(12,500,000)	0	(12,500,000)	1880 reduced to better reflect projected expenditures.
NET DEPARTMENT CHANGES		0.00	0	(12,500,000)	0	(12,500,000)	
DEPARTMENT CORE REQUEST							
	PD	0.00	0	22,500,000	0	22,500,000	
	Total	0.00	0	22,500,000	0	22,500,000	
GOVERNOR'S RECOMMENDED CORE							
	PD	0.00	0	22,500,000	0	22,500,000	
	Total	0.00	0	22,500,000	0	22,500,000	

DECISION ITEM DETAIL

Budget Unit	FY 2013	FY 2013	FY 2014	FY 2014	FY 2015	FY 2015	FY 2015	FY 2015
Decision Item	ACTUAL	ACTUAL	BUDGET	BUDGET	DEPT REQ	DEPT REQ	GOV REC	GOV REC
Budget Object Class	DOLLAR	FTE	DOLLAR	FTE	DOLLAR	FTE	DOLLAR	FTE
IMPROVED PASSENGER RAIL								
CORE								
PROGRAM DISTRIBUTIONS	13,586,661	0.00	35,000,000	0.00	22,500,000	0.00	22,500,000	0.00
TOTAL - PD	13,586,661	0.00	35,000,000	0.00	22,500,000	0.00	22,500,000	0.00
GRAND TOTAL	\$13,586,661	0.00	\$35,000,000	0.00	\$22,500,000	0.00	\$22,500,000	0.00
GENERAL REVENUE	\$0	0.00	\$0	0.00	\$0	0.00	\$0	0.00
FEDERAL FUNDS	\$13,586,661	0.00	\$35,000,000	0.00	\$22,500,000	0.00	\$22,500,000	0.00
OTHER FUNDS	\$0	0.00	\$0	0.00	\$0	0.00	\$0	0.00

PROGRAM DESCRIPTION

Department of Transportation
Improved Passenger Rail
Program is found in the following core budget(s): Improved Passenger Rail

1. What does this program do?

The St. Louis to Kansas City route has been designated as part of a nine state improved passenger rail system that lacks the infrastructure necessary to support higher speeds. MoDOT secured \$36 million in federal funds for construction and/or engineering of multiple rail improvements along the St. Louis to Kansas City corridor in fiscal year 2010, and an additional \$13.5 million in fiscal year 2011. MoDOT continues to pursue grant opportunities to remove system bottlenecks and expand capacity along the St. Louis to Kansas City rail corridor.

2. What is the authorization for this program, i.e., federal or state statute, etc.? (Include the federal program number, if applicable.)

N/A

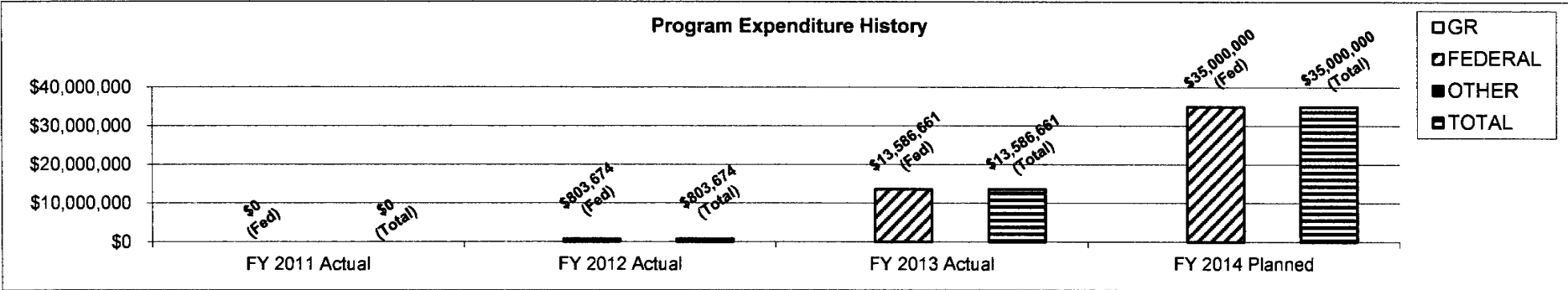
3. Are there federal matching requirements? If yes, please explain.

No.

4. Is this a federally mandated program? If yes, please explain.

No.

5. Provide actual expenditures for the prior three fiscal years and planned expenditures for the current fiscal year.



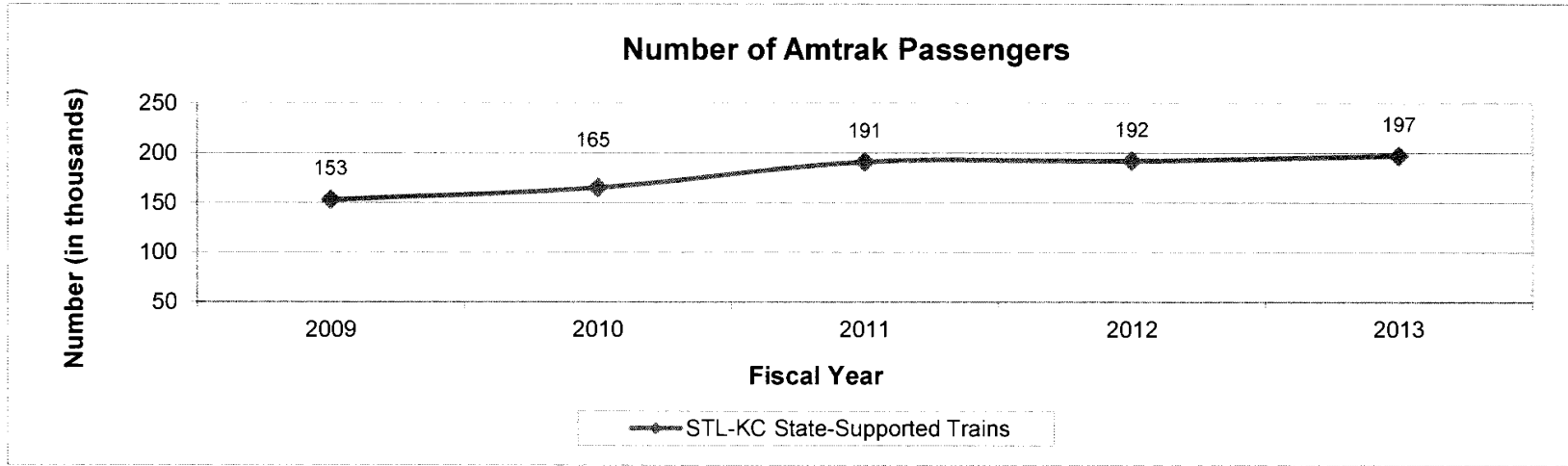
6. What are the sources of the "Other" funds?

N/A

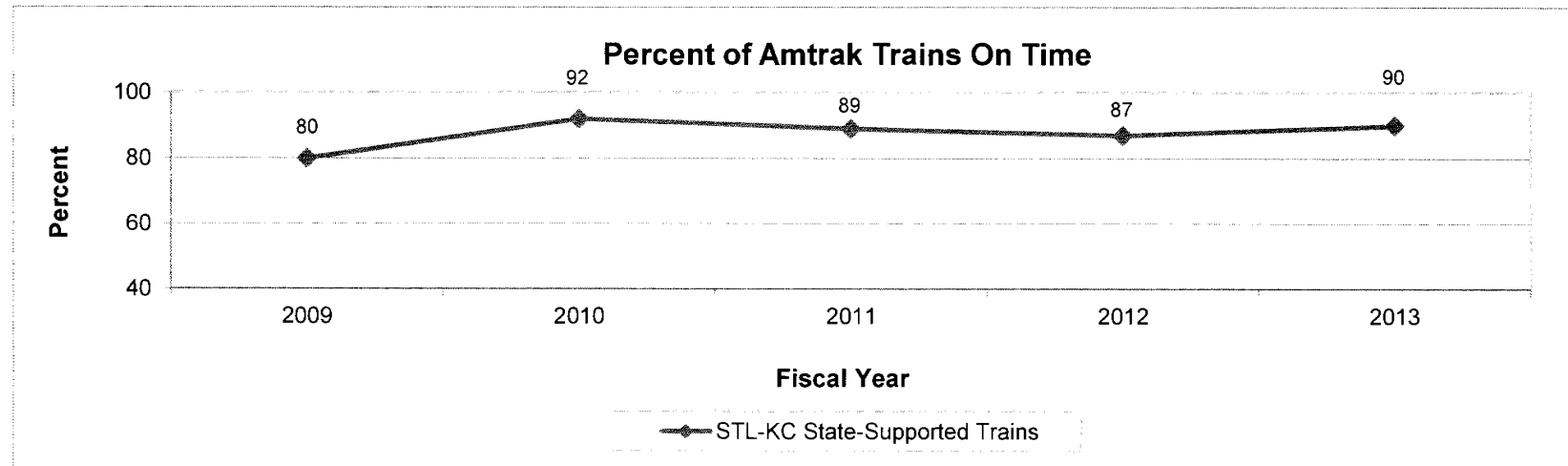
PROGRAM DESCRIPTION

Department of Transportation
 Improved Passenger Rail
 Program is found in the following core budget(s): Improved Passenger Rail

7a. Provide an effectiveness measure.



7b. Provide an efficiency measure.



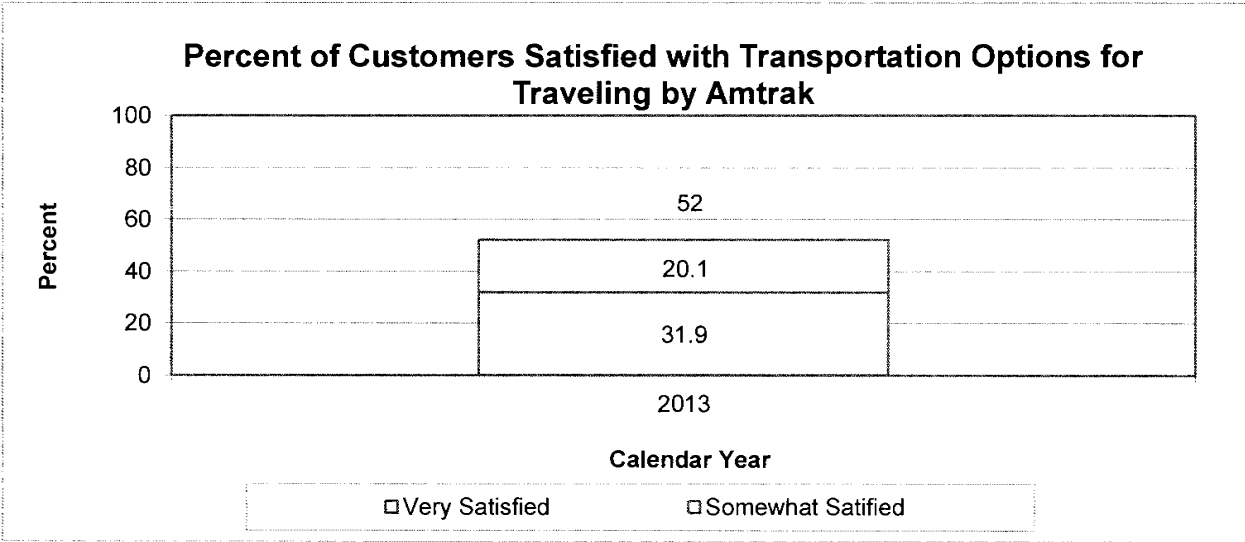
PROGRAM DESCRIPTION

Department of Transportation
Improved Passenger Rail
Program is found in the following core budget(s): Improved Passenger Rail

7c. Provide the number of clients/individuals served, if applicable.

See number of Amtrak Passengers in prior chart.

7d. Provide a customer satisfaction measure, if available.



Data is collected through telephone surveys annually from interviews of approximately 3,500 randomly selected adult Missourians. MoDOT's customer is the public. The graph measures the public's perception of MoDOT's performance in providing transportation options for traveling by Amtrak. This was the first year this data was collected.

DECISION ITEM SUMMARY

Budget Unit	FY 2013	FY 2013	FY 2014	FY 2014	FY 2015	FY 2015	FY 2015	FY 2015
Decision Item	ACTUAL	ACTUAL	BUDGET	BUDGET	DEPT REQ	DEPT REQ	GOV REC	GOV REC
Budget Object Summary	DOLLAR	FTE	DOLLAR	FTE	DOLLAR	FTE	DOLLAR	FTE
Fund								
MULTIMDL FED RAIL PRG TRANSFER								
CORE								
FUND TRANSFERS								
FEDERAL STIMULUS-MODOT	0	0.00	35,000,000	0.00	22,500,000	0.00	22,500,000	0.00
TOTAL - TRF	0	0.00	35,000,000	0.00	22,500,000	0.00	22,500,000	0.00
TOTAL	0	0.00	35,000,000	0.00	22,500,000	0.00	22,500,000	0.00
GRAND TOTAL	\$0	0.00	\$35,000,000	0.00	\$22,500,000	0.00	\$22,500,000	0.00

CORE DECISION ITEM

Department of Transportation	Budget Unit: <u>Multimodal Operations</u>
Division: Multimodal Operations	
Core: Improved Passenger Rail Transfer	

1. CORE FINANCIAL SUMMARY

FY 2015 Budget Request					FY 2015 Governor's Recommendation				
	GR	Federal	Other	Total		GR	Federal	Other	Total
PS	\$0	\$0	\$0	\$0	PS	\$0	\$0	\$0	\$0
EE	\$0	\$0	\$0	\$0	EE	\$0	\$0	\$0	\$0
PSD	\$0	\$22,500,000	\$0	\$22,500,000	PSD	\$0	\$22,500,000	\$0	\$22,500,000
Total	\$0	\$22,500,000	\$0	\$22,500,000	Total	\$0	\$22,500,000	\$0	\$22,500,000
FTE	0.00	0.00	0.00	0.00	FTE	0.00	0.00	0.00	0.00

Est. Fringe	\$0	\$0	\$0	\$0
--------------------	-----	-----	-----	-----

Note: Fringes budgeted in House Bill 5 except for certain fringes budgeted directly to MoDOT, Highway Patrol, and Conservation.

Est. Fringe	\$0	\$0	\$0	\$0
--------------------	-----	-----	-----	-----

Note: Fringes budgeted in House Bill 5 except for certain fringes budgeted directly to MoDOT, Highway Patrol, and Conservation.

Other Funds:

Other Funds:

2. CORE DESCRIPTION

This expansion item is requested to transfer railroad ARRA funds from the Federal Stimulus Fund (2268) to the Multimodal Operations Federal Fund (0126) per Section 30.1014, RSMo. These federal funds will be transferred to the Multimodal Operations Fund to make expenditures associated with Improved Passenger Rail projects.

The Governor's Recommendation is the same amount as the department's request.

3. PROGRAM LISTING (list programs included in this core funding)

This appropriation will allow MoDOT to expend funds for improved passenger rail projects from the American Recovery and Reinvestment Act of 2009 (ARRA) and the High Speed Rail Intercity Rail Projects (HSIPR) appropriations acts of 2010 and 2011.

Listed below is a breakdown of the fiscal year 2015 Improved Passenger Rail Projects:

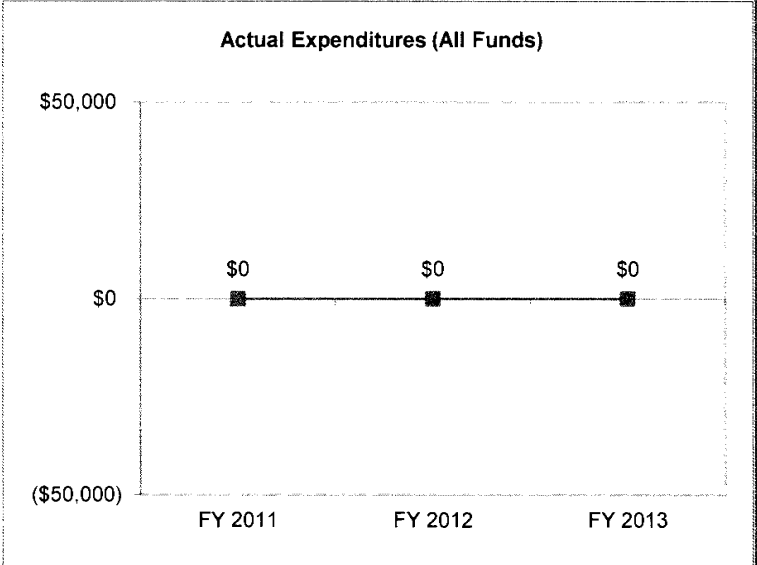
Osage River Bridge	\$3,000,000
West Approach to the Merchant's Bridge	\$14,000,000
St. Louis Terminal Rail Track Improvements	\$4,500,000
Grade Crossing Safety Improvements	\$1,000,000
	\$22,500,000

CORE DECISION ITEM

Department of Transportation	Budget Unit: <u>Multimodal Operations</u>
Division: Multimodal Operations	
Core: Improved Passenger Rail Transfer	

4. FINANCIAL HISTORY

	FY 2011 Actual	FY 2012 Actual	FY 2013 Actual	FY 2014 Current Yr.
Appropriation (All Funds)	\$0	\$0	\$0	\$35,000,000
Less Reverted (All Funds)	\$0	\$0	\$0	N/A
Budget Authority (All Funds)	\$0	\$0	\$0	N/A
Actual Expenditures (All Funds)	\$0	\$0	\$0	\$0
Unexpended (All Funds)	\$0	\$0	\$0	N/A
Unexpended, by Fund:				
General Revenue	\$0	\$0	\$0	N/A
Federal	\$0	\$0	\$0	N/A
Other	\$0	\$0	\$0	N/A
	1	1	1	



Reverted includes Governor's standard 3 percent reserve (when applicable) and any extraordinary withholdings.

1. Prior to FY 2014 this transfer was budgeted by the Office of Administration

CORE RECONCILIATION

STATE
MULTIMDL FED RAIL PRG TRANSFER

5. CORE RECONCILIATION

	Budget Class	FTE	GR	Federal	Other	Total	Explanation
TAFP AFTER VETOES							
	TRF	0.00	0	35,000,000	0	35,000,000	
	Total	0.00	0	35,000,000	0	35,000,000	
DEPARTMENT CORE ADJUSTMENTS							
Core Reduction	[#20] TRF	0.00	0	(12,500,000)	0	(12,500,000)	T618 reduced to better reflect projected expenditures.
NET DEPARTMENT CHANGES		0.00	0	(12,500,000)	0	(12,500,000)	
DEPARTMENT CORE REQUEST							
	TRF	0.00	0	22,500,000	0	22,500,000	
	Total	0.00	0	22,500,000	0	22,500,000	
GOVERNOR'S RECOMMENDED CORE							
	TRF	0.00	0	22,500,000	0	22,500,000	
	Total	0.00	0	22,500,000	0	22,500,000	

DECISION ITEM DETAIL

Budget Unit	FY 2013	FY 2013	FY 2014	FY 2014	FY 2015	FY 2015	FY 2015	FY 2015
Decision Item	ACTUAL	ACTUAL	BUDGET	BUDGET	DEPT REQ	DEPT REQ	GOV REC	GOV REC
Budget Object Class	DOLLAR	FTE	DOLLAR	FTE	DOLLAR	FTE	DOLLAR	FTE
MULTIMDL FED RAIL PRG TRANSFER								
CORE								
TRANSFERS OUT	0	0.00	35,000,000	0.00	22,500,000	0.00	22,500,000	0.00
TOTAL - TRF	0	0.00	35,000,000	0.00	22,500,000	0.00	22,500,000	0.00
GRAND TOTAL	\$0	0.00	\$35,000,000	0.00	\$22,500,000	0.00	\$22,500,000	0.00
GENERAL REVENUE	\$0	0.00	\$0	0.00	\$0	0.00	\$0	0.00
FEDERAL FUNDS	\$0	0.00	\$35,000,000	0.00	\$22,500,000	0.00	\$22,500,000	0.00
OTHER FUNDS	\$0	0.00	\$0	0.00	\$0	0.00	\$0	0.00

PROGRAM DESCRIPTION

Department of Transportation
Improved Passenger Rail Transfer

Program is found in the following core budget(s): Improved Passenger Rail Transfer

1. What does this program do?

This is requested to transfer railroad ARRA funds from the Federal Stimulus Fund (2268) to the Multimodal Operations Federal Fund (0126) per Section 30.1014, RSMo. These federal funds will be transferred to the Multimodal Operations Fund to make expenditures associated with Improved Passenger Rail projects.

2. What is the authorization for this program, i.e., federal or state statute, etc.? (Include the federal program number, if applicable.)

Section 30.1014, RSMo


3. Are there federal matching requirements? If yes, please explain.

No.

4. Is this a federally mandated program? If yes, please explain.

No.

5. Provide actual expenditures for the prior three fiscal years and planned expenditures for the current fiscal year.



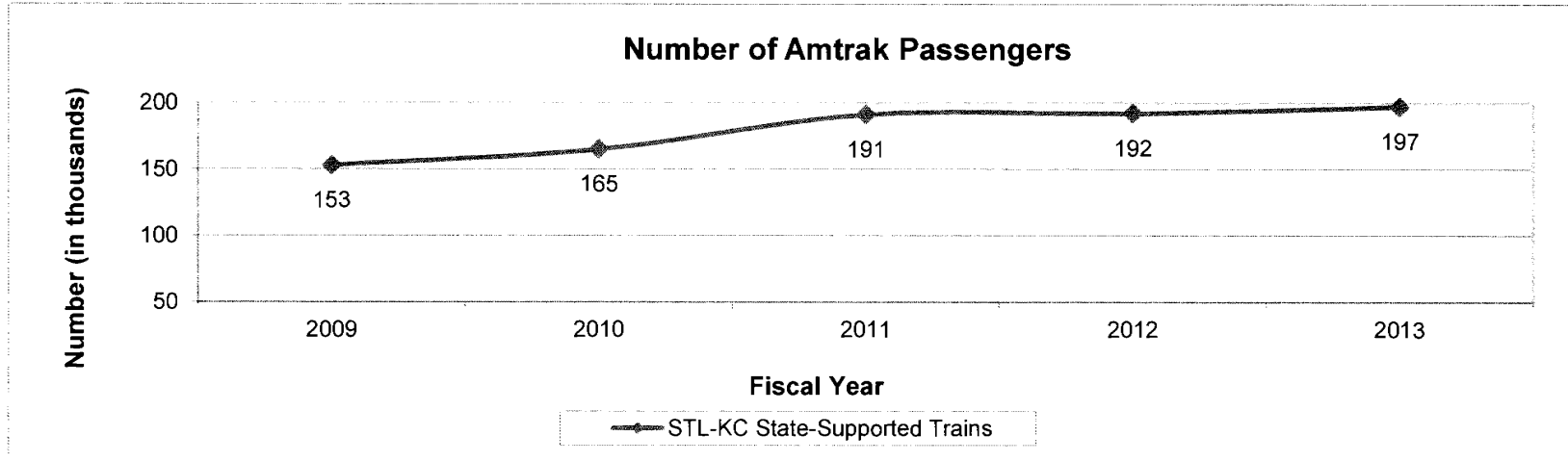
6. What are the sources of the "Other" funds?

N/A

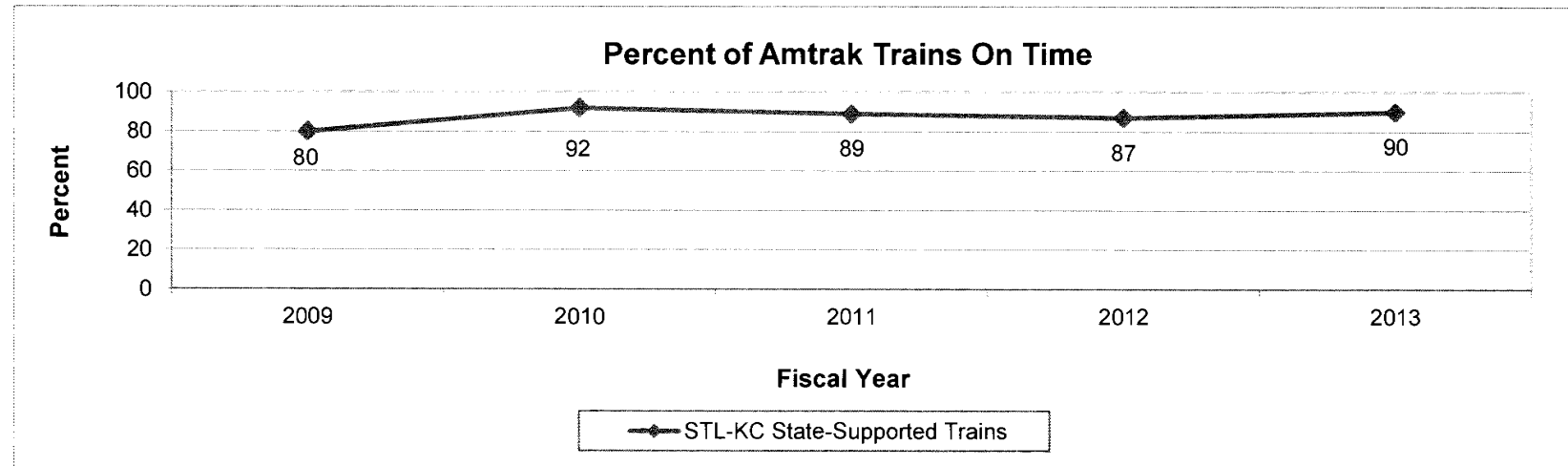
PROGRAM DESCRIPTION

Department of Transportation
 Improved Passenger Rail Transfer
 Program is found in the following core budget(s): Improved Passenger Rail Transfer

7a. Provide an effectiveness measure.



7b. Provide an efficiency measure.



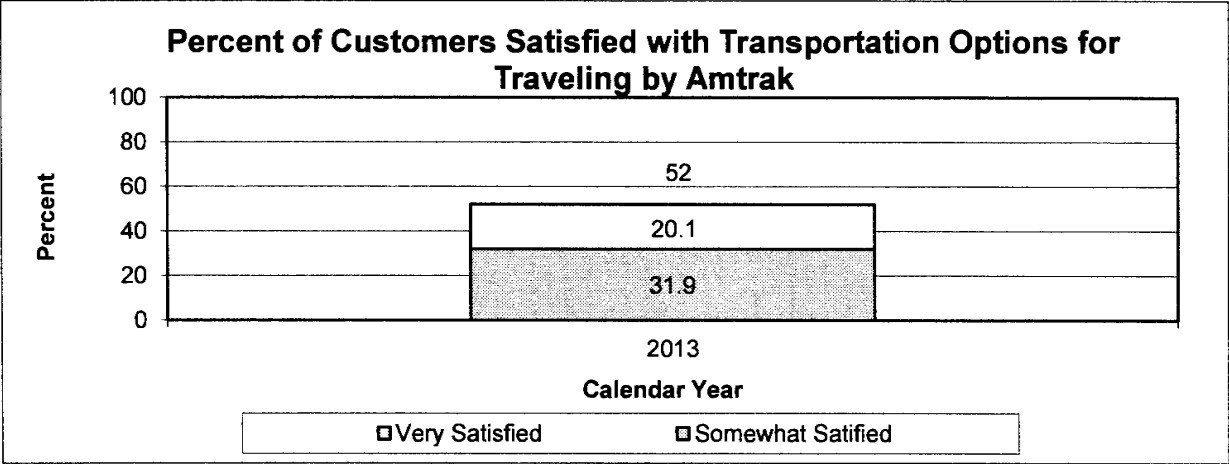
PROGRAM DESCRIPTION

Department of Transportation
Improved Passenger Rail Transfer
Program is found in the following core budget(s): Improved Passenger Rail Transfer

7c. Provide the number of clients/individuals served, if applicable.

See number of Amtrak Passengers in prior chart.

7d. Provide a customer satisfaction measure, if available.



Data is collected through telephone surveys annually from interviews of approximately 3,500 randomly selected adult Missourians. MoDOT's customer is the public. The graph measures the public's perception of MoDOT's performance in providing transportation options for traveling by Amtrak. This was the first year this data was collected.

DECISION ITEM SUMMARY

Budget Unit									
Decision Item	FY 2013	FY 2013	FY 2014	FY 2014	FY 2015	FY 2015	FY 2015	FY 2015	FY 2015
Budget Object Summary	ACTUAL	ACTUAL	BUDGET	BUDGET	DEPT REQ	DEPT REQ	GOV REC	GOV REC	GOV REC
Fund	DOLLAR	FTE	DOLLAR	FTE	DOLLAR	FTE	DOLLAR	FTE	FTE
LIGHT RAIL SAFETY									
CORE									
PROGRAM-SPECIFIC									
LIGHT RAIL SAFETY	0	0.00	1,000,000	0.00	1,000,000	0.00	1,000,000	0.00	0.00
TOTAL - PD	0	0.00	1,000,000	0.00	1,000,000	0.00	1,000,000	0.00	0.00
TOTAL	0	0.00	1,000,000	0.00	1,000,000	0.00	1,000,000	0.00	0.00
GRAND TOTAL	\$0	0.00	\$1,000,000	0.00	\$1,000,000	0.00	\$1,000,000	0.00	0.00

CORE DECISION ITEM

Department of Transportation	Budget Unit: <u>Multimodal Operations</u>
Division: Multimodal Operations	
Core: Light Rail Safety	

1. CORE FINANCIAL SUMMARY

	FY 2015 Budget Request					FY 2015 Governor's Recommendation			
	GR	Federal	Other	Total		GR	Federal	Other	Total
PS	\$0	\$0	\$0	\$0	PS	\$0	\$0	\$0	\$0
EE	\$0	\$0	\$0	\$0	EE	\$0	\$0	\$0	\$0
PSD	\$0	\$0	\$1,000,000	\$1,000,000	PSD	\$0	\$0	\$1,000,000	\$1,000,000
Total	\$0	\$0	\$1,000,000	\$1,000,000	Total	\$0	\$0	\$1,000,000	\$1,000,000
FTE	0.00	0.00	0.00	0.00	FTE	0.00	0.00	0.00	0.00

Est. Fringe	\$0	\$0	\$0	\$0
--------------------	-----	-----	-----	-----

Note: Fringes budgeted in House Bill 5 except for certain fringes budgeted directly to MoDOT, Highway Patrol, and Conservation.

Est. Fringe	\$0	\$0	\$0	\$0
--------------------	-----	-----	-----	-----

Note: Fringes budgeted in House Bill 5 except for certain fringes budgeted directly to MoDOT, Highway Patrol, and Conservation.

Other Funds: Light Rail Safety Fund (0838)

Other Funds: Light Rail Safety Fund (0838)

2. CORE DESCRIPTION

This appropriation is needed to fund MoDOT's cost of conducting an investigation in the event a serious accident occurs on the light rail Metro-Link system. MoDOT would assess Bi-State Development Agency for the cost to conduct investigations.

The Governor's Recommendation is the same amount as the department's request.

3. PROGRAM LISTING (list programs included in this core funding)

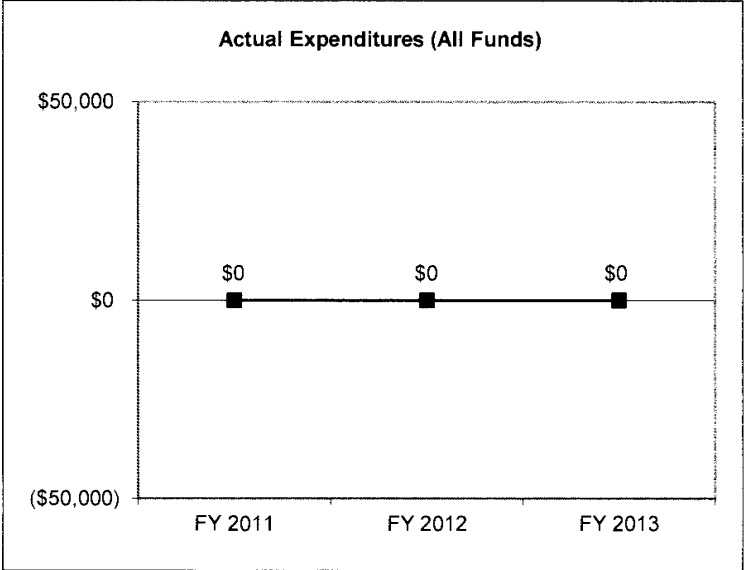
Funding would come from an assessment to Metro-Link if a serious accident on the light rail Metro-Link system occurred.

CORE DECISION ITEM

Department of Transportation	Budget Unit: <u>Multimodal Operations</u>
Division: Multimodal Operations	
Core: Light Rail Safety	

4. FINANCIAL HISTORY

	FY 2011 Actual	FY 2012 Actual	FY 2013 Actual	FY 2014 Current Yr.
Appropriation (All Funds)	\$1	\$1	\$1,000,000	\$1,000,000
Less Reverted (All Funds)	\$0	\$0	\$0	N/A
Budget Authority (All Funds)	\$1	\$1	\$1,000,000	N/A
Actual Expenditures (All Funds)	\$0	\$0	\$0	N/A
Unexpended (All Funds)	\$1	\$1	\$1,000,000	N/A
Unexpended, by Fund:				
General Revenue	\$0	\$0	\$0	N/A
Federal	\$0	\$0	\$0	N/A
Other	\$1	\$1	\$1,000,000	N/A



Reverted includes Governor's standard 3 percent reserve (when applicable) and any extraordinary withholdings.

NOTES:

CORE RECONCILIATION

**STATE
LIGHT RAIL SAFETY**

5. CORE RECONCILIATION

	Budget Class	FTE	GR	Federal	Other	Total	Explanation
TAFP AFTER VETOES							
	PD	0.00	0	0	1,000,000	1,000,000	
	Total	0.00	0	0	1,000,000	1,000,000	
DEPARTMENT CORE REQUEST							
	PD	0.00	0	0	1,000,000	1,000,000	
	Total	0.00	0	0	1,000,000	1,000,000	
GOVERNOR'S RECOMMENDED CORE							
	PD	0.00	0	0	1,000,000	1,000,000	
	Total	0.00	0	0	1,000,000	1,000,000	

DECISION ITEM DETAIL

Budget Unit	FY 2013	FY 2013	FY 2014	FY 2014	FY 2015	FY 2015	FY 2015	FY 2015
Decision Item	ACTUAL	ACTUAL	BUDGET	BUDGET	DEPT REQ	DEPT REQ	GOV REC	GOV REC
Budget Object Class	DOLLAR	FTE	DOLLAR	FTE	DOLLAR	FTE	DOLLAR	FTE
LIGHT RAIL SAFETY								
CORE								
PROGRAM DISTRIBUTIONS	0	0.00	1,000,000	0.00	1,000,000	0.00	1,000,000	0.00
TOTAL - PD	0	0.00	1,000,000	0.00	1,000,000	0.00	1,000,000	0.00
GRAND TOTAL	\$0	0.00	\$1,000,000	0.00	\$1,000,000	0.00	\$1,000,000	0.00
GENERAL REVENUE	\$0	0.00	\$0	0.00	\$0	0.00	\$0	0.00
FEDERAL FUNDS	\$0	0.00	\$0	0.00	\$0	0.00	\$0	0.00
OTHER FUNDS	\$0	0.00	\$1,000,000	0.00	\$1,000,000	0.00	\$1,000,000	0.00

PROGRAM DESCRIPTION

Department of Transportation
 Light Rail Safety
 Program is found in the following core budget(s): Light Rail Safety

1. What does this program do?

This appropriation is needed to fund state light rail accident investigations. Funding would come from an assessment to Metro-Link if a serious accident on the light rail Metro-Link system occurred. To date this appropriation has not been used.

2. What is the authorization for this program, i.e., federal or state statute, etc.? (Include the federal program number, if applicable.)

49 CFR Part 659 and 389.1010 & 389.1005, RSMo


3. Are there federal matching requirements? If yes, please explain.

No.

4. Is this a federally mandated program? If yes, please explain.

No.

5. Provide actual expenditures for the prior three fiscal years and planned expenditures for the current fiscal year.



6. What are the sources of the "Other" funds?

Light Rail Safety Fund (0838)

PROGRAM DESCRIPTION

Department of Transportation
Light Rail Safety
Program is found in the following core budget(s): Light Rail Safety
<p>7a. Provide an effectiveness measure.</p> <p>This appropriation is currently acting as a placeholder. In the event this program is utilized, measures will be created at that time.</p>
<p>7b. Provide an efficiency measure.</p> <p>This appropriation is currently acting as a placeholder. In the event this program is utilized, measures will be created at that time.</p>
<p>7c. Provide the number of clients/individuals served, if applicable.</p> <p>N/A</p>
<p>7d. Provide a customer satisfaction measure, if available.</p> <p>N/A</p>

DECISION ITEM SUMMARY

Budget Unit	FY 2013	FY 2013	FY 2014	FY 2014	FY 2015	FY 2015	FY 2015	FY 2015
Decision Item	ACTUAL	ACTUAL	BUDGET	BUDGET	DEPT REQ	DEPT REQ	GOV REC	GOV REC
Budget Object Summary	DOLLAR	FTE	DOLLAR	FTE	DOLLAR	FTE	DOLLAR	FTE
Fund	DOLLAR	FTE	DOLLAR	FTE	DOLLAR	FTE	DOLLAR	FTE
STATE MATCH FOR AMTRAK								
CORE								
PROGRAM-SPECIFIC								
GENERAL REVENUE	7,900,000	0.00	8,900,000	0.00	8,900,000	0.00	8,900,000	0.00
TOTAL - PD	7,900,000	0.00	8,900,000	0.00	8,900,000	0.00	8,900,000	0.00
TOTAL	7,900,000	0.00	8,900,000	0.00	8,900,000	0.00	8,900,000	0.00
State Match for Amtrak Increas - 1605014								
PROGRAM-SPECIFIC								
GENERAL REVENUE	0	0.00	0	0.00	3,900,000	0.00	1,950,000	0.00
TOTAL - PD	0	0.00	0	0.00	3,900,000	0.00	1,950,000	0.00
TOTAL	0	0.00	0	0.00	3,900,000	0.00	1,950,000	0.00
GRAND TOTAL	\$7,900,000	0.00	\$8,900,000	0.00	\$12,800,000	0.00	\$10,850,000	0.00

CORE DECISION ITEM

Department of Transportation	Budget Unit: <u>Multimodal Operations</u>
Division: Multimodal Operations	
Core: Passenger Rail State Match	

1. CORE FINANCIAL SUMMARY

	FY 2015 Budget Request					FY 2015 Governor's Recommendation			
	GR	Federal	Other	Total		GR	Federal	Other	Total
PS	\$0	\$0	\$0	\$0	PS	\$0	\$0	\$0	\$0
EE	\$0	\$0	\$0	\$0	EE	\$0	\$0	\$0	\$0
PSD	\$8,900,000	\$0	\$0	\$8,900,000	PSD	\$8,900,000	\$0	\$0	\$8,900,000
Total	\$8,900,000	\$0	\$0	\$8,900,000	Total	\$8,900,000	\$0	\$0	\$8,900,000
FTE	0.00	0.00	0.00	0.00	FTE	0.00	0.00	0.00	0.00

Est. Fringe	\$0	\$0	\$0	\$0
--------------------	-----	-----	-----	-----

Note: Fringes budgeted in House Bill 5 except for certain fringes budgeted directly to MoDOT, Highway Patrol, and Conservation.

Est. Fringe	\$0	\$0	\$0	\$0
--------------------	-----	-----	-----	-----

Note: Fringes budgeted in House Bill 5 except for certain fringes budgeted directly to MoDOT, Highway Patrol, and Conservation.

Other Funds:

Other Funds:

2. CORE DESCRIPTION

The appropriation provides state assistance from General Revenue (GR) for twice daily passenger rail service between St. Louis and Kansas City, with stops in Kirkwood, Washington, Hermann, Jefferson City, Sedalia, Warrensburg, Lee's Summit and Independence. The continuation of passenger rail service is important as MoDOT continues to look for opportunities to apply and qualify for federal rail grants.

The Missouri River Runner experienced the 6th highest ridership since the service began in 1979 during fiscal year 2013. Five design and construction projects are underway, including the new Osage River Railroad bridge and associated track work. These projects will help maintain the high customer satisfaction, decrease travel times, improve freight operations and support the strong on-time performance.

The Governor's Recommendation is the same amount as the department's request.

3. PROGRAM LISTING (list programs included in this core funding)

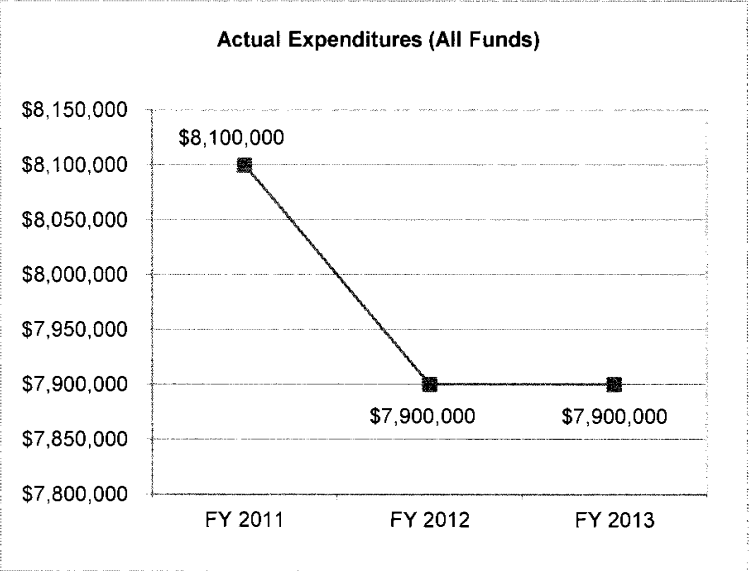
The projected costs for passenger rail services in fiscal year 2015 are estimated at \$9.7million.

CORE DECISION ITEM

Department of Transportation	Budget Unit: <u>Multimodal Operations</u>
Division: Multimodal Operations	
Core: Passenger Rail State Match	

4. FINANCIAL HISTORY

	FY 2011 Actual	FY 2012 Actual	FY 2013 Actual	FY 2014 Current Yr.
Appropriation (All Funds)	\$8,100,000	\$7,900,000	\$7,900,000	\$8,900,000
Less Reverted (All Funds)	\$0	\$0	\$0	N/A
Budget Authority (All Funds)	\$8,100,000	\$7,900,000	\$7,900,000	N/A
Actual Expenditures (All Funds)	\$8,100,000	\$7,900,000	\$7,900,000	N/A
Unexpended (All Funds)	\$0	\$0	\$0	N/A
Unexpended, by Fund:				
General Revenue	\$0	\$0	\$0	N/A
Federal	\$0	\$0	\$0	N/A
Other	\$0	\$0	\$0	N/A



Reverted includes Governor's standard 3 percent reserve (when applicable) and any extraordinary withholdings.

NOTES:

CORE RECONCILIATION

STATE
STATE MATCH FOR AMTRAK

5. CORE RECONCILIATION

	Budget Class	FTE	GR	Federal	Other	Total	Explanation
TAFP AFTER VETOES							
	PD	0.00	8,900,000	0	0	8,900,000	
	Total	0.00	8,900,000	0	0	8,900,000	
DEPARTMENT CORE REQUEST							
	PD	0.00	8,900,000	0	0	8,900,000	
	Total	0.00	8,900,000	0	0	8,900,000	
GOVERNOR'S RECOMMENDED CORE							
	PD	0.00	8,900,000	0	0	8,900,000	
	Total	0.00	8,900,000	0	0	8,900,000	

DECISION ITEM DETAIL

Budget Unit	FY 2013	FY 2013	FY 2014	FY 2014	FY 2015	FY 2015	FY 2015	FY 2015
Decision Item	ACTUAL	ACTUAL	BUDGET	BUDGET	DEPT REQ	DEPT REQ	GOV REC	GOV REC
Budget Object Class	DOLLAR	FTE	DOLLAR	FTE	DOLLAR	FTE	DOLLAR	FTE
STATE MATCH FOR AMTRAK								
CORE								
PROGRAM DISTRIBUTIONS	7,900,000	0.00	8,900,000	0.00	8,900,000	0.00	8,900,000	0.00
TOTAL - PD	7,900,000	0.00	8,900,000	0.00	8,900,000	0.00	8,900,000	0.00
GRAND TOTAL	\$7,900,000	0.00	\$8,900,000	0.00	\$8,900,000	0.00	\$8,900,000	0.00
GENERAL REVENUE	\$7,900,000	0.00	\$8,900,000	0.00	\$8,900,000	0.00	\$8,900,000	0.00
FEDERAL FUNDS	\$0	0.00	\$0	0.00	\$0	0.00	\$0	0.00
OTHER FUNDS	\$0	0.00	\$0	0.00	\$0	0.00	\$0	0.00

PROGRAM DESCRIPTION

Department of Transportation

Passenger Rail State Match

Program is found in the following core budget(s): Passenger Rail State Match

1. What does this program do?

The appropriation provides state assistance from General Revenue (GR) for twice daily passenger rail service between St. Louis and Kansas City, with stops in Kirkwood, Washington, Hermann, Jefferson City, Sedalia, Warrensburg, Lee's Summit and Independence. The continuation of passenger rail service is important as MoDOT continues to look for opportunities to apply and qualify for federal rail grants.

The Missouri River Runner experienced the 6th highest ridership since the service began in 1979 during fiscal year 2013. Five design and construction projects are underway, including the new Osage River Railroad bridge and associated track work. These projects will help maintain the high customer satisfaction, decrease travel times, improve freight operations and support the strong on-time performance.

2. What is the authorization for this program, i.e., federal or state statute, etc.? (Include the federal program number, if applicable.)

Article IV, Section 30(c), MO Constitution, 33.543, RSMo

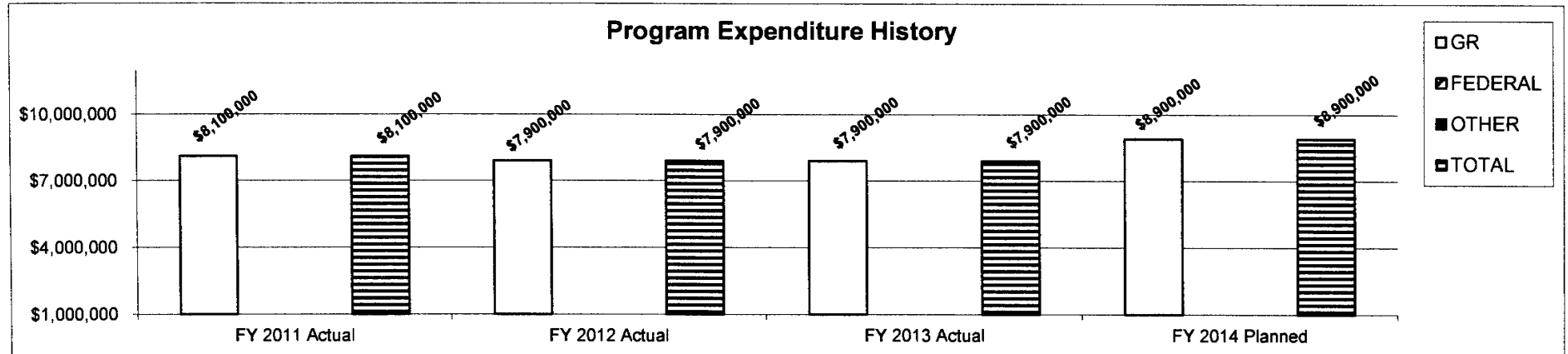
3. Are there federal matching requirements? If yes, please explain.

No.

4. Is this a federally mandated program? If yes, please explain.

No.

5. Provide actual expenditures for the prior three fiscal years and planned expenditures for the current fiscal year.



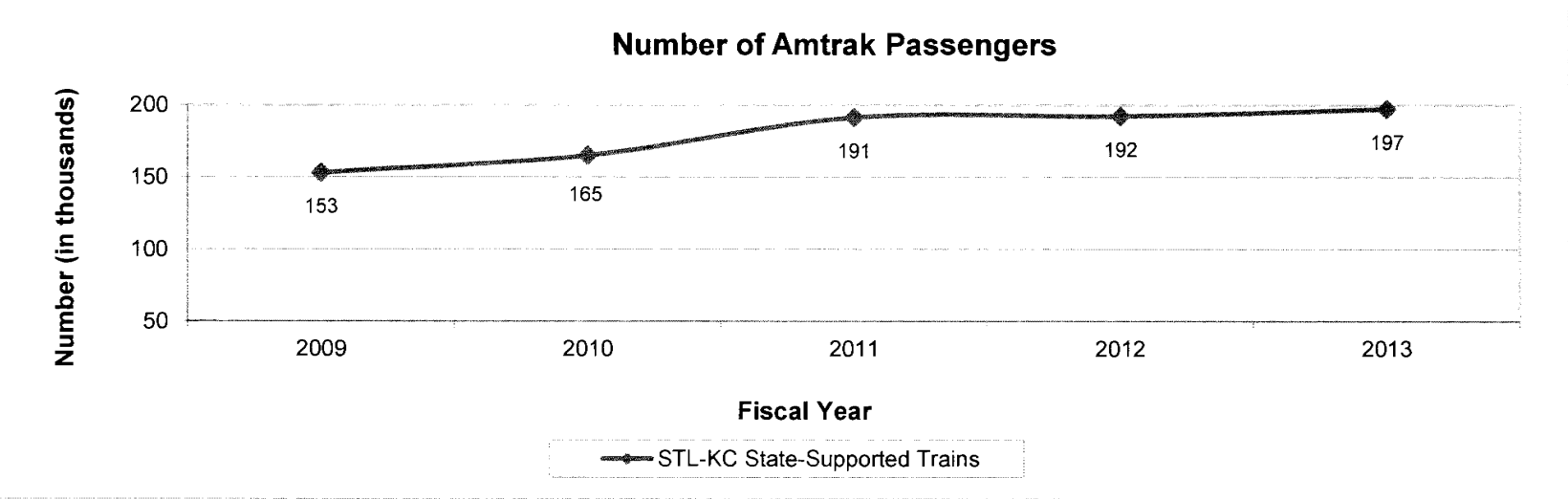
6. What are the sources of the "Other" funds?

N/A

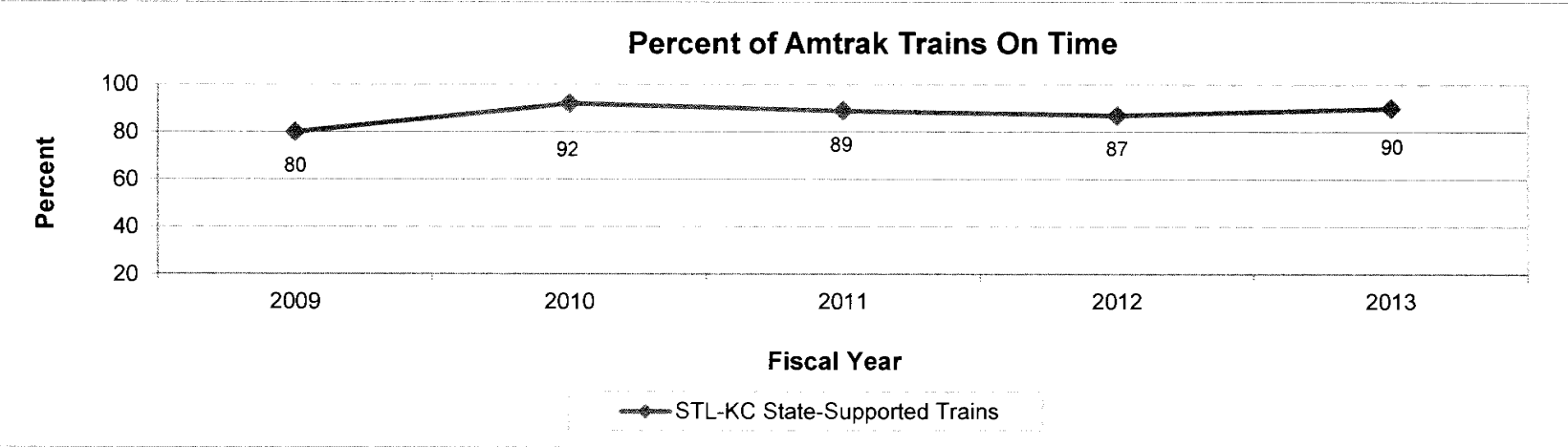
PROGRAM DESCRIPTION

Department of Transportation
Passenger Rail State Match
Program is found in the following core budget(s): Passenger Rail State Match

7a. Provide an effectiveness measure.



7b. Provide an efficiency measure.



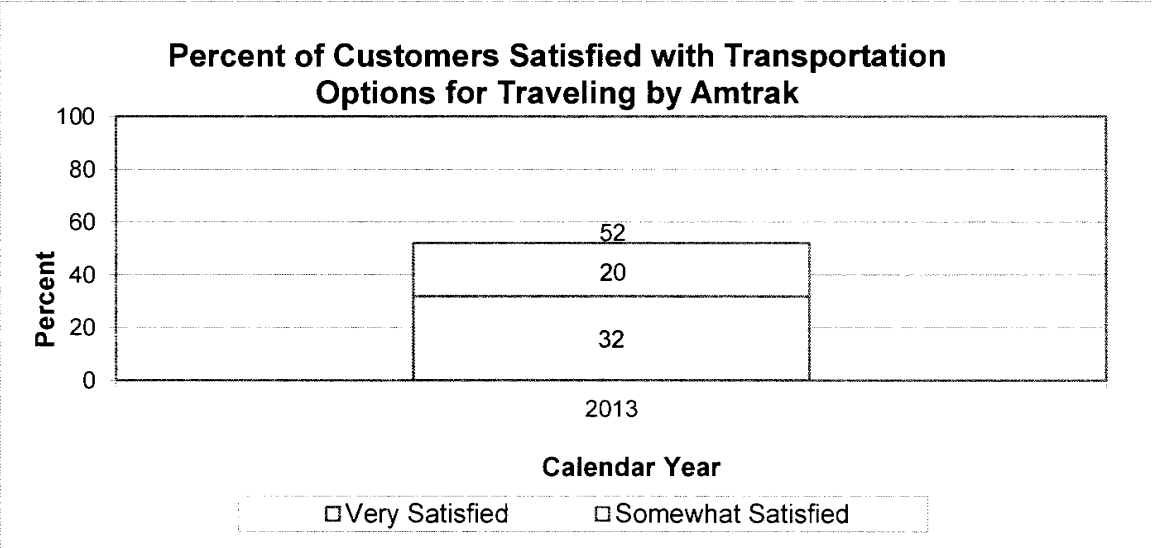
PROGRAM DESCRIPTION

Department of Transportation
Passenger Rail State Match
Program is found in the following core budget(s): Passenger Rail State Match

7c. Provide the number of clients/individuals served, if applicable.

See Number of Amtrak Passengers in prior chart.

7d. Provide a customer satisfaction measure, if available.



Data is collected through telephone surveys annually from interviews of approximately 3,500 randomly selected adult Missourians. MoDOT's customer is the public. The graph measures the public's perception of MoDOT's performance in providing transportation options for traveling by Amtrak. This was the first year the data was collected.

NEW DECISION ITEM

RANK: 14 OF 17

Department of Transportation	Budget Unit: <u>Multimodal Operations</u>
Division: <u>Multimodal Operations</u>	
DI Name: <u>Passenger Rail State Match Expansion</u>	DI# <u>1605014</u>

1. AMOUNT OF REQUEST

	FY 2015 Budget Request					FY 2015 Governor's Recommendation			
	GR	Federal	Other	Total		GR	Federal	Other	Total
PS	\$0	\$0	\$0	\$0	PS	\$0	\$0	\$0	\$0
EE	\$0	\$0	\$0	\$0	EE	\$0	\$0	\$0	\$0
PSD	\$3,900,000	\$0	\$0	\$3,900,000	PSD	\$1,950,000	\$0	\$0	\$1,950,000
Total	\$3,900,000	\$0	\$0	\$3,900,000	Total	\$1,950,000	\$0	\$0	\$1,950,000
FTE	0.00	0.00	0.00	0.00	FTE	0.00	0.00	0.00	0.00

Est. Fringe	\$0	\$0	\$0	\$0
--------------------	-----	-----	-----	-----

Est. Fringe	\$0	\$0	\$0	\$0
--------------------	-----	-----	-----	-----

Note: Fringes budgeted in House Bill 5 except for certain fringes budgeted directly to MoDOT, Highway Patrol, and Conservation.

Note: Fringes budgeted in House Bill 5 except for certain fringes budgeted directly to MoDOT, Highway Patrol, and Conservation.

Other Funds:

Other Funds:

2. THIS REQUEST CAN BE CATEGORIZED AS:

<input type="checkbox"/> New Legislation	<input type="checkbox"/> New Program	<input type="checkbox"/> Supplemental
<input type="checkbox"/> Federal Mandate	<input checked="" type="checkbox"/> Program Expansion	<input type="checkbox"/> Cost to Continue
<input type="checkbox"/> GR Pick-Up	<input type="checkbox"/> Space Request	<input type="checkbox"/> Equipment Replacement
<input type="checkbox"/> Pay Plan	<input type="checkbox"/> Other:	

3. WHY IS THIS FUNDING NEEDED? PROVIDE AN EXPLANATION FOR ITEMS CHECKED IN #2. INCLUDE THE FEDERAL OR STATE STATUTORY OR CONSTITUTIONAL AUTHORIZATION FOR THIS PROGRAM.

Article IV, Section 30(c), MO Constitution, 33.543, RSMo

This expansion allows Missouri to meet its contractual obligations for Missouri's passenger rail service. Starting in fiscal year 2010 and continuing in every fiscal year after, the funding for Amtrak has been less than the operating costs. As a result, invoices are paid in arrears and each fiscal year Missouri becomes further behind in payments. MoDOT and Amtrak are working together and taking steps to alleviate the deficit each year. Fares have been raised, for the last three years by 5 percent, 5 percent and 3 percent, respectively. During the same period ticket revenue has increased by more than 20 percent. Additionally, Amtrak is working to lower its operating costs.

The Governor's Recommendation included a \$1.95 million dollar expansion.

NEW DECISION ITEM
RANK: 14 OF 17

Department of Transportation	Budget Unit: Multimodal Operations
Division: Multimodal Operations	
DI Name: Passenger Rail State Match Expansion DI# 1605014	

4. DESCRIBE THE DETAILED ASSUMPTIONS USED TO DERIVE THE SPECIFIC REQUESTED AMOUNT. (How did you determine that the requested number of FTE were appropriate? From what source or standard did you derive the requested levels of funding? Were alternatives such as outsourcing or automation considered? If based on new legislation, does request tie to TAFP fiscal note? If not, explain why. Detail which portions of the request are one-times and how those amounts were calculated.)

MoDOT is requesting an expansion for passenger rail service in the amount of \$3,900,000.

\$2,300,000 - Payments in arrears
 800,000 - Fiscal year 2014 difference between core appropriation amount of \$8.90 million and estimated costs of \$9.70 million
 800,000 - Fiscal year 2015 difference between core appropriation amount of \$8.90 million and estimated costs of \$9.70 million
\$3,900,000

5. BREAK DOWN THE REQUEST BY BUDGET OBJECT CLASS, JOB CLASS, AND FUND SOURCE. IDENTIFY ONE-TIME COSTS.

Budget Object Class	Job Class	Dept Req GR DOLLARS	Dept Req GR FTE	Dept Req FED DOLLARS	Dept Req FED FTE	Dept Req OTHER DOLLARS	Dept Req OTHER FTE	Dept Req TOTAL DOLLARS	Dept Req TOTAL FTE	Dept Req One-Time DOLLARS
								\$0	0.0	
								\$0	0.0	
Total PS		\$0	0.0	\$0	0.0	\$0	0.0	\$0	0.0	\$0
								\$0		
Total EE		\$0		\$0		\$0		\$0		\$0
								\$0		
800		\$3,900,000						\$3,900,000		
Total PSD		\$3,900,000		\$0		\$0		\$3,900,000		\$0
Grand Total		\$3,900,000	0.0	\$0	0.0	\$0	0.0	\$3,900,000	0.0	\$0

NEW DECISION ITEM
RANK: 14 OF 17

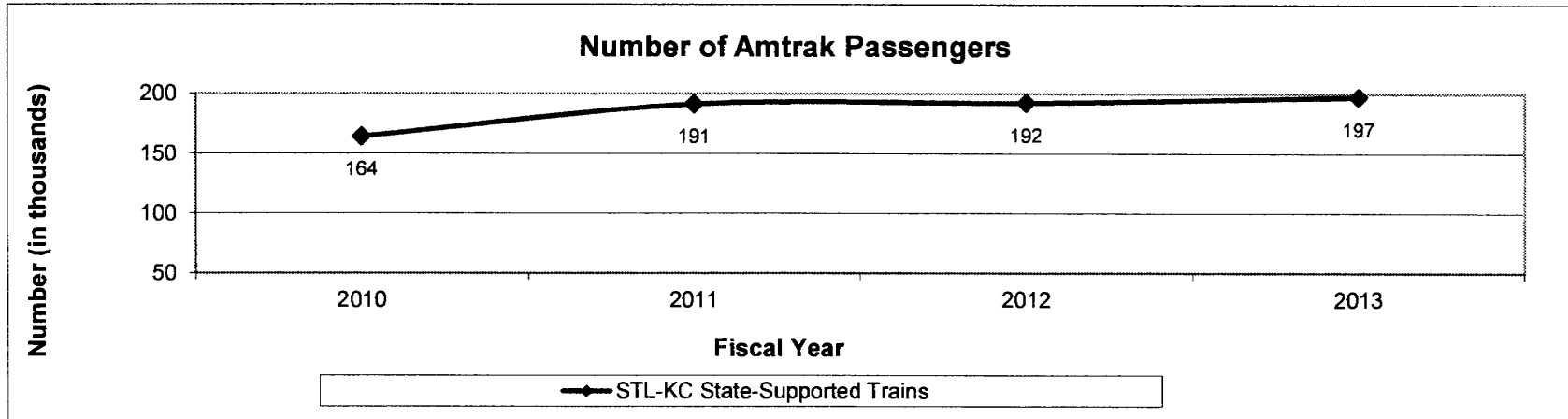
Department of Transportation											Budget Unit: Multimodal Operations	
Division: Multimodal Operations												
DI Name: Passenger Rail State Match Expansion DI# 1605014												
Budget Object Class	Job Class	Gov Req GR DOLLARS	Gov Req GR FTE	Gov Req FED DOLLARS	Gov Req FED FTE	Gov Req OTHER DOLLARS	Gov Req OTHER FTE	Gov Req TOTAL DOLLARS	Gov Req TOTAL FTE	Gov Req One-Time DOLLARS		
								\$0	0.0			
								\$0	0.0			
Total PS		\$0	0.0	\$0	0.0	\$0	0.0	\$0	0.0	\$0	\$0	
								\$0				
								\$0				
Total EE		\$0		\$0		\$0		\$0		\$0	\$0	
								\$0				
800		\$1,950,000						\$1,950,000				
Total PSD		\$1,950,000		\$0		\$0		\$1,950,000		\$0	\$0	
Grand Total		\$1,950,000	0.0	\$0	0.0	\$0	0.0	\$1,950,000	0.0	\$0	\$0	

NEW DECISION ITEM
 RANK: 14 OF 17

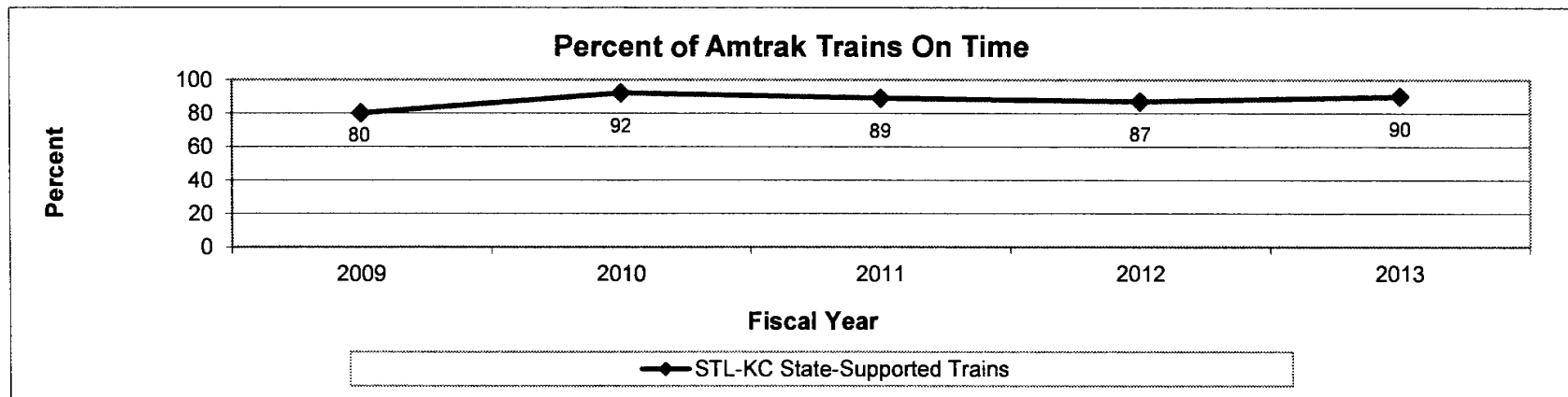
Department of Transportation Budget Unit: Multimodal Operations
 Division: Multimodal Operations
 DI Name: Passenger Rail State Match Expansion DI# 1605014

6. PERFORMANCE MEASURES (If new decision item has an associated core, separately identify projected performance with & without additional funding.)

6a. Provide an effectiveness measure.



6b. Provide an efficiency measure.



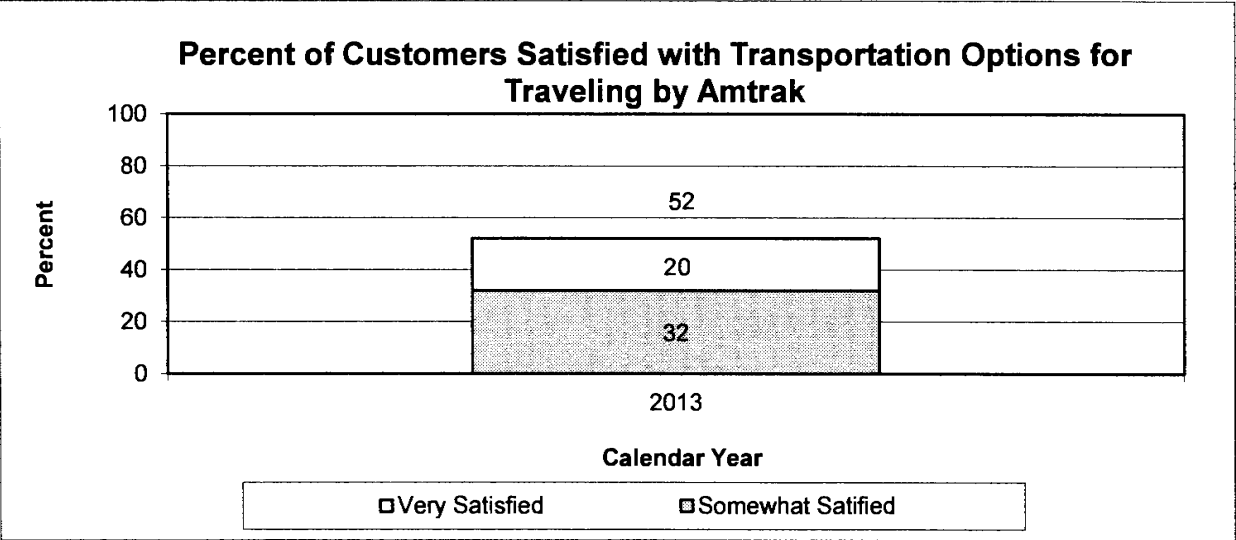
NEW DECISION ITEM
RANK: 14 OF 17

Department of Transportation Budget Unit: Multimodal Operations
Division: Multimodal Operations
DI Name: Passenger Rail State Match Expansion DI# 1605014

6c. Provide the number of clients/individuals served, if applicable.

See Number of Amtrak Passengers in prior chart.

6d. Provide a customer satisfaction measure, if available.



Data is collected through telephone surveys annually from interviews of approximately 3,500 randomly selected adult Missourians. MoDOT's customer is the public. The graph measures the public's perception of MoDOT's performance in providing transportation options for traveling by Amtrak. This was the first year this data was collected.

NEW DECISION ITEM
RANK: 14 OF 17

Department of Transportation	Budget Unit: Multimodal Operations
Division: Multimodal Operations	
DI Name: Passenger Rail State Match Expansion DI# 1605014	

7. STRATEGIES TO ACHIEVE THE PERFORMANCE MEASUREMENT TARGETS:

Inform the public about the benefits and alternatives offered by non-highway modes of transportation.

Increase awareness and support of Multimodal programs and resources.

DECISION ITEM DETAIL

Budget Unit	FY 2013	FY 2013	FY 2014	FY 2014	FY 2015	FY 2015	FY 2015	FY 2015
Decision Item	ACTUAL	ACTUAL	BUDGET	BUDGET	DEPT REQ	DEPT REQ	GOV REC	GOV REC
Budget Object Class	DOLLAR	FTE	DOLLAR	FTE	DOLLAR	FTE	DOLLAR	FTE
STATE MATCH FOR AMTRAK								
State Match for Amtrak Increas - 1605014								
PROGRAM DISTRIBUTIONS	0	0.00	0	0.00	3,900,000	0.00	1,950,000	0.00
TOTAL - PD	0	0.00	0	0.00	3,900,000	0.00	1,950,000	0.00
GRAND TOTAL	\$0	0.00	\$0	0.00	\$3,900,000	0.00	\$1,950,000	0.00
GENERAL REVENUE	\$0	0.00	\$0	0.00	\$3,900,000	0.00	\$1,950,000	0.00
FEDERAL FUNDS	\$0	0.00	\$0	0.00	\$0	0.00	\$0	0.00
OTHER FUNDS	\$0	0.00	\$0	0.00	\$0	0.00	\$0	0.00

DECISION ITEM SUMMARY

Budget Unit	FY 2013	FY 2013	FY 2014	FY 2014	FY 2015	FY 2015	FY 2015	FY 2015
Decision Item	ACTUAL	ACTUAL	BUDGET	BUDGET	DEPT REQ	DEPT REQ	GOV REC	GOV REC
Budget Object Summary	DOLLAR	FTE	DOLLAR	FTE	DOLLAR	FTE	DOLLAR	FTE
Fund	DOLLAR	FTE	DOLLAR	FTE	DOLLAR	FTE	DOLLAR	FTE
AMTRAK ADVERTISING & STATION								
CORE								
EXPENSE & EQUIPMENT								
STATE TRANSPORTATION FUND	25,000	0.00	915	0.00	915	0.00	915	0.00
TOTAL - EE	25,000	0.00	915	0.00	915	0.00	915	0.00
PROGRAM-SPECIFIC								
STATE TRANSPORTATION FUND	0	0.00	24,085	0.00	24,085	0.00	24,085	0.00
TOTAL - PD	0	0.00	24,085	0.00	24,085	0.00	24,085	0.00
TOTAL	25,000	0.00	25,000	0.00	25,000	0.00	25,000	0.00
GRAND TOTAL	\$25,000	0.00	\$25,000	0.00	\$25,000	0.00	\$25,000	0.00

CORE DECISION ITEM

Department of Transportation	Budget Unit: Multimodal Operations
Division: Multimodal Operations	
Core: Passenger Rail Station Improvements	

1. CORE FINANCIAL SUMMARY

	FY 2015 Budget Request					FY 2015 Governor's Recommendation			
	GR	Federal	Other	Total		GR	Federal	Other	Total
PS	\$0	\$0	\$0	\$0	PS	\$0	\$0	\$0	\$0
EE	\$0	\$0	\$915	\$915	EE	\$0	\$0	\$915	\$915
PSD	\$0	\$0	\$24,085	\$24,085	PSD	\$0	\$0	\$24,085	\$24,085
Total	\$0	\$0	\$25,000	\$25,000	Total	\$0	\$0	\$25,000	\$25,000
FTE	0.00	0.00	0.00	0.00	FTE	0.00	0.00	0.00	0.00

Est. Fringe	\$0	\$0	\$0	\$0		Est. Fringe	\$0	\$0	\$0	\$0
<i>Note: Fringes budgeted in House Bill 5 except for certain fringes budgeted directly to MoDOT, Highway Patrol, and Conservation.</i>					<i>Note: Fringes budgeted in House Bill 5 except for certain fringes budgeted directly to MoDOT, Highway Patrol, and Conservation.</i>					

Other Funds: State Transportation Fund (0675)

Other Funds: State Transportation Fund (0675)

2. CORE DESCRIPTION

This appropriation is used to improve passenger rail stations in Missouri. Improving and rehabilitating passenger rail stations is important for passenger safety and convenience as well as promoting passenger rail service.

The Governor's Recommendation is the same amount as the department's request.

3. PROGRAM LISTING (list programs included in this core funding)

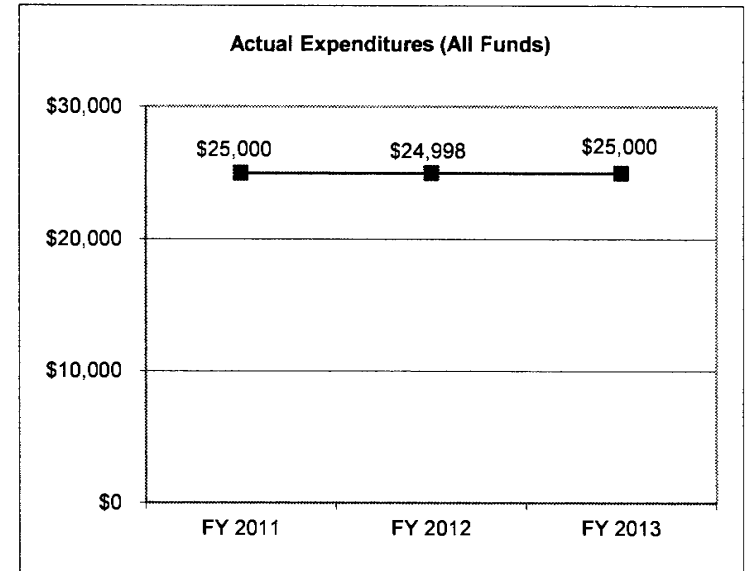
N/A

CORE DECISION ITEM

Department of Transportation	Budget Unit: <u>Multimodal Operations</u>
Division: Multimodal Operations	
Core: Passenger Rail Station Improvements	

4. FINANCIAL HISTORY

	FY 2011 Actual	FY 2012 Actual	FY 2013 Actual	FY 2014 Current Yr.
Appropriation (All Funds)	\$25,000	\$25,000	\$25,000	\$25,000
Less Reverted (All Funds)	\$0	\$0	\$0	N/A
Budget Authority (All Funds)	\$25,000	\$25,000	\$25,000	N/A
Actual Expenditures (All Funds)	\$25,000	\$24,998	\$25,000	N/A
Unexpended (All Funds)	\$0	\$2	\$0	N/A
Unexpended, by Fund:				
General Revenue	\$0	\$0	\$0	N/A
Federal	\$0	\$0	\$0	N/A
Other	\$0	\$2	\$0	N/A



Reverted includes Governor's standard 3 percent reserve (when applicable) and any extraordinary withholdings.

NOTES:

CORE RECONCILIATION

STATE
AMTRAK ADVERTISING & STATION

5. CORE RECONCILIATION

	Budget Class	FTE	GR	Federal	Other	Total	Explanation
TAFP AFTER VETOES							
	EE	0.00	0	0	915	915	
	PD	0.00	0	0	24,085	24,085	
	Total	0.00	0	0	25,000	25,000	
DEPARTMENT CORE REQUEST							
	EE	0.00	0	0	915	915	
	PD	0.00	0	0	24,085	24,085	
	Total	0.00	0	0	25,000	25,000	
GOVERNOR'S RECOMMENDED CORE							
	EE	0.00	0	0	915	915	
	PD	0.00	0	0	24,085	24,085	
	Total	0.00	0	0	25,000	25,000	

DECISION ITEM DETAIL

Budget Unit	FY 2013	FY 2013	FY 2014	FY 2014	FY 2015	FY 2015	FY 2015	FY 2015
Decision Item	ACTUAL	ACTUAL	BUDGET	BUDGET	DEPT REQ	DEPT REQ	GOV REC	GOV REC
Budget Object Class	DOLLAR	FTE	DOLLAR	FTE	DOLLAR	FTE	DOLLAR	FTE
AMTRAK ADVERTISING & STATION								
CORE								
PROPERTY & IMPROVEMENTS	24,204	0.00	0	0.00	0	0.00	0	0.00
MISCELLANEOUS EXPENSES	796	0.00	915	0.00	915	0.00	915	0.00
TOTAL - EE	25,000	0.00	915	0.00	915	0.00	915	0.00
PROGRAM DISTRIBUTIONS	0	0.00	24,085	0.00	24,085	0.00	24,085	0.00
TOTAL - PD	0	0.00	24,085	0.00	24,085	0.00	24,085	0.00
GRAND TOTAL	\$25,000	0.00	\$25,000	0.00	\$25,000	0.00	\$25,000	0.00
GENERAL REVENUE	\$0	0.00	\$0	0.00	\$0	0.00	\$0	0.00
FEDERAL FUNDS	\$0	0.00	\$0	0.00	\$0	0.00	\$0	0.00
OTHER FUNDS	\$25,000	0.00	\$25,000	0.00	\$25,000	0.00	\$25,000	0.00

PROGRAM DESCRIPTION

Department of Transportation
Passenger Rail Station Improvements
Program is found in the following core budget(s): Passenger Rail Station Improvements

1. What does this program do?

This program is used to improve passenger rail stations in Missouri. Improving and rehabilitating passenger rail stations is important for passenger safety and convenience as well as promoting passenger rail service.

2. What is the authorization for this program, i.e., federal or state statute, etc.? (Include the federal program number, if applicable.)

Article IV, Section 30(c), MO Constitution and 226.225, RSMo

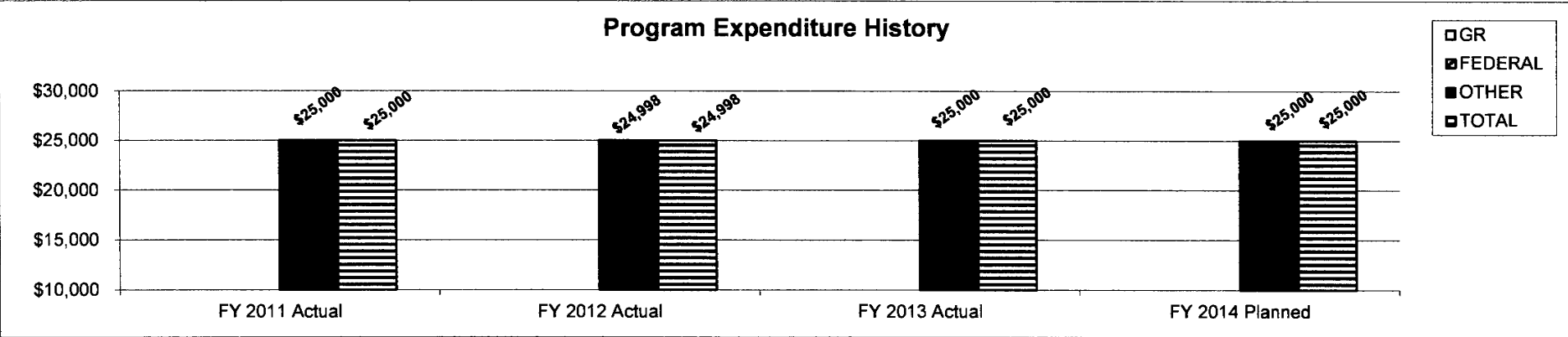
3. Are there federal matching requirements? If yes, please explain.

No.

4. Is this a federally mandated program? If yes, please explain.

No.

5. Provide actual expenditures for the prior three fiscal years and planned expenditures for the current fiscal year.



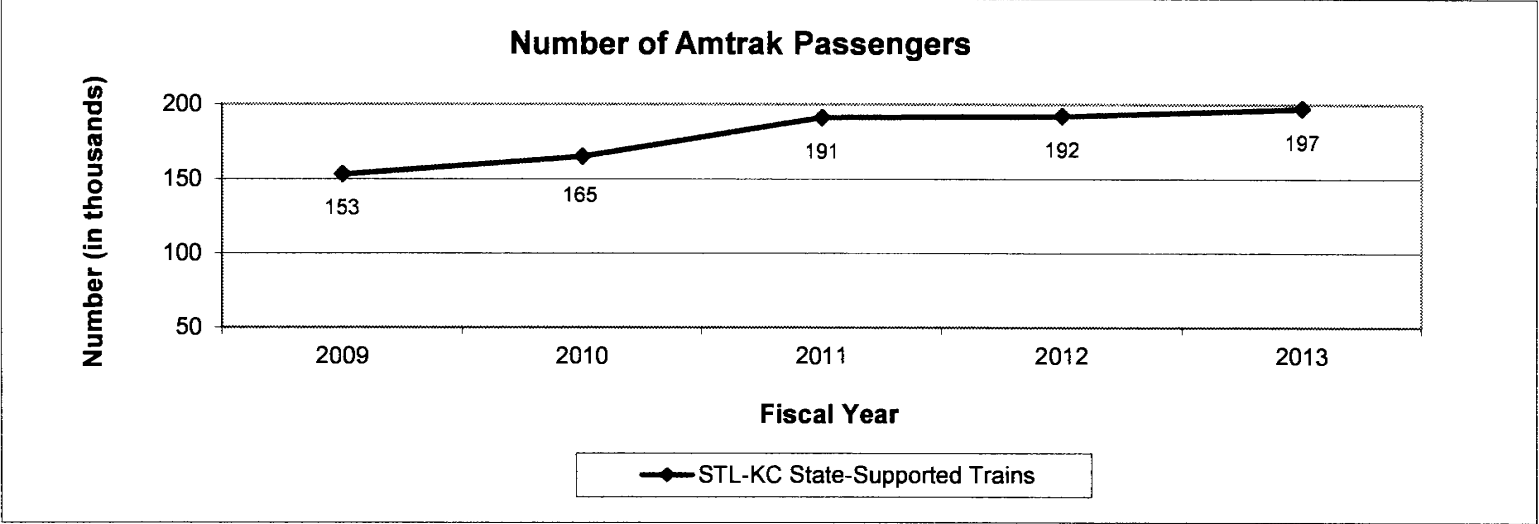
6. What are the sources of the "Other" funds?

State Transportation Fund (0675)

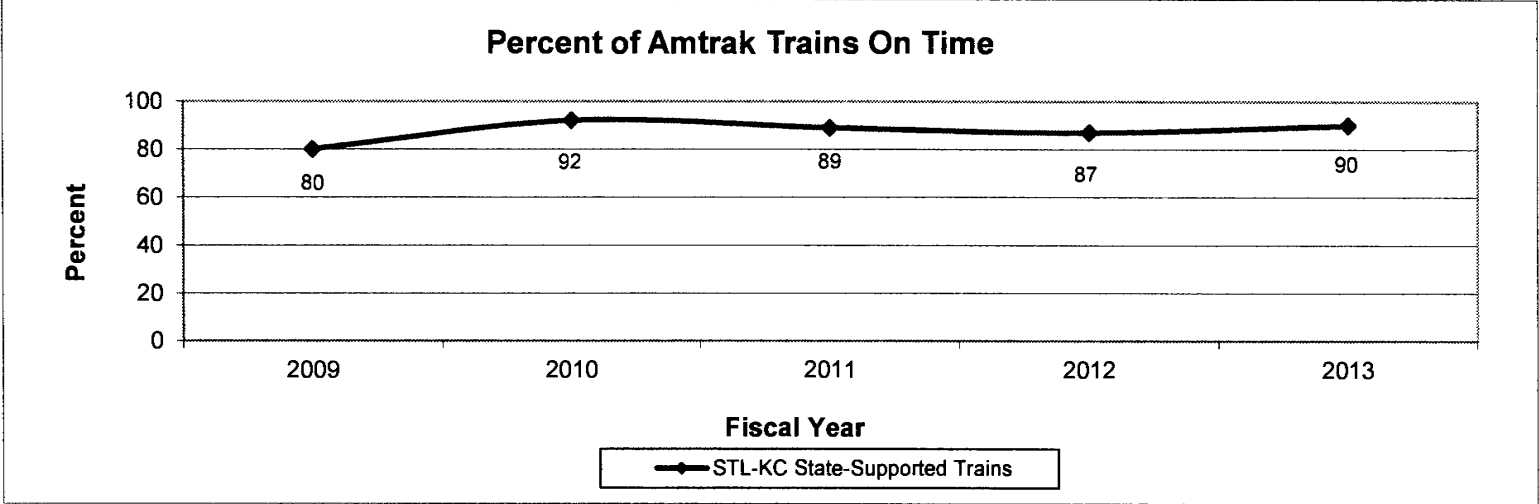
PROGRAM DESCRIPTION

Department of Transportation
Passenger Rail Station Improvements
Program is found in the following core budget(s): Passenger Rail Station Improvements

7a. Provide an effectiveness measure.



7b. Provide an efficiency measure.



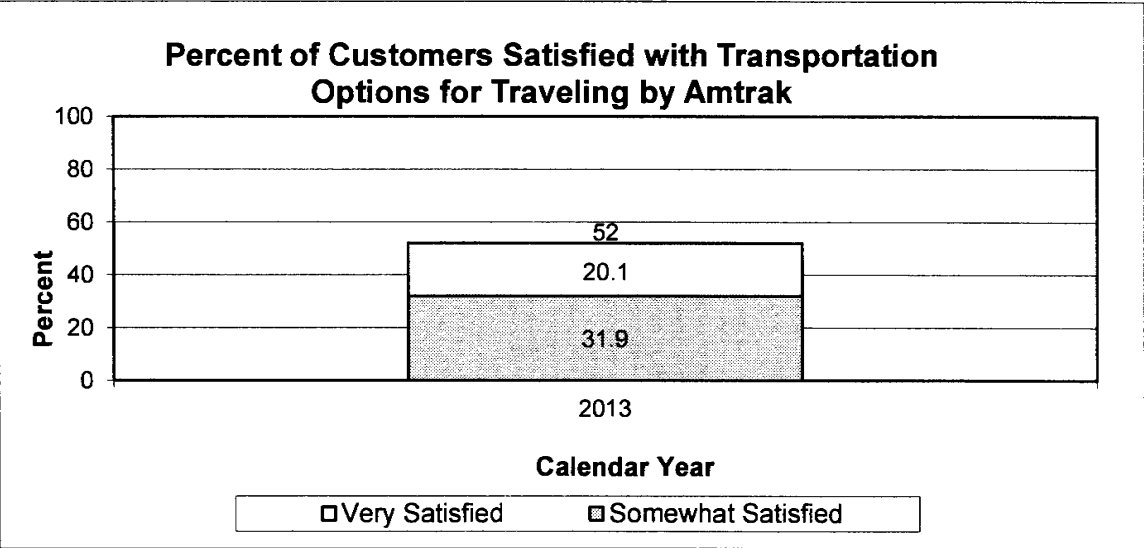
PROGRAM DESCRIPTION

Department of Transportation
Passenger Rail Station Improvements
Program is found in the following core budget(s): Passenger Rail Station Improvements

7c. Provide the number of clients/individuals served, if applicable.

See Number of Amtrak Passengers in prior chart.

7d. Provide a customer satisfaction measure, if available.



Data is collected through telephone surveys annually from interviews of approximately 3,500 randomly selected adult Missourians. MoDOT's customer is the public. The graph measures the public's perception of MoDOT's performance in providing transportation options for traveling by Amtrak. This was the first year the data was collected.

DECISION ITEM SUMMARY

Budget Unit								
Decision Item	FY 2013	FY 2013	FY 2014	FY 2014	FY 2015	FY 2015	FY 2015	FY 2015
Budget Object Summary	ACTUAL	ACTUAL	BUDGET	BUDGET	DEPT REQ	DEPT REQ	GOV REC	GOV REC
Fund	DOLLAR	FTE	DOLLAR	FTE	DOLLAR	FTE	DOLLAR	FTE
RR GRADE CROSSING HAZARDS								
CORE								
PROGRAM-SPECIFIC								
GRADE CROSSING SAFETY ACCOUNT	1,353,382	0.00	3,000,000	0.00	3,000,000	0.00	3,000,000	0.00
TOTAL - PD	1,353,382	0.00	3,000,000	0.00	3,000,000	0.00	3,000,000	0.00
TOTAL	1,353,382	0.00	3,000,000	0.00	3,000,000	0.00	3,000,000	0.00
RR Grade Crossing Hazards-GCS - 1605018								
PROGRAM-SPECIFIC								
GRADE CROSSING SAFETY ACCOUNT	0	0.00	0	0.00	1,000,000	0.00	1,000,000	0.00
TOTAL - PD	0	0.00	0	0.00	1,000,000	0.00	1,000,000	0.00
TOTAL	0	0.00	0	0.00	1,000,000	0.00	1,000,000	0.00
GRAND TOTAL	\$1,353,382	0.00	\$3,000,000	0.00	\$4,000,000	0.00	\$4,000,000	0.00

CORE DECISION ITEM

Department of Transportation	Budget Unit: Multimodal Operations
Division: Multimodal Operations	
Core: RR Grade Crossing Hazards	

1. CORE FINANCIAL SUMMARY

	FY 2015 Budget Request					FY 2015 Governor's Recommendation			
	GR	Federal	Other	Total		GR	Federal	Other	Total
PS	\$0	\$0	\$0	\$0	PS	\$0	\$0	\$0	\$0
EE	\$0	\$0	\$0	\$0	EE	\$0	\$0	\$0	\$0
PSD	\$0	\$0	\$3,000,000	\$3,000,000	PSD	\$0	\$0	\$3,000,000	\$3,000,000
Total	\$0	\$0	\$3,000,000	\$3,000,000	Total	\$0	\$0	\$3,000,000	\$3,000,000
FTE	0.00	0.00	0.00	0.00	FTE	0.00	0.00	0.00	0.00

Est. Fringe	\$0	\$0	\$0	\$0
--------------------	-----	-----	-----	-----

Note: Fringes budgeted in House Bill 5 except for certain fringes budgeted directly to MoDOT, Highway Patrol, and Conservation.

Est. Fringe	\$0	\$0	\$0	\$0
--------------------	-----	-----	-----	-----

Note: Fringes budgeted in House Bill 5 except for certain fringes budgeted directly to MoDOT, Highway Patrol, and Conservation.

Other Funds: Grade Crossing Safety Account (0290)

Other Funds: Grade Crossing Safety Account (0290)

2. CORE DESCRIPTION

This appropriation is used to fund railroad grade crossing improvement projects that improve rail safety in Missouri. In accordance with Article IV, Section 30(c), MO Constitution and Chapter 389, RSMo, the owner of a motor vehicle pays a fee of twenty-five cents when the person registers or renews the registration of a motor vehicle. These funds are deposited into the Grade Crossing Safety Account.

Over 3,800 public highway/railroad crossings exist in the state. The cost to provide new lights and gates at any single crossing is approximately \$250,000.

The revenue generated from this fund is approximately \$1.2 million annually. The funding is used in conjunction with \$5.9 million of federal highway funds available annually for highway and rail crossing safety projects. The total amount of state and federal funding, approximately \$7.1 million annually, is not adequate to address statewide needs.

The Governor's Recommendation is the same amount as the department's request.

3. PROGRAM LISTING (list programs included in this core funding)

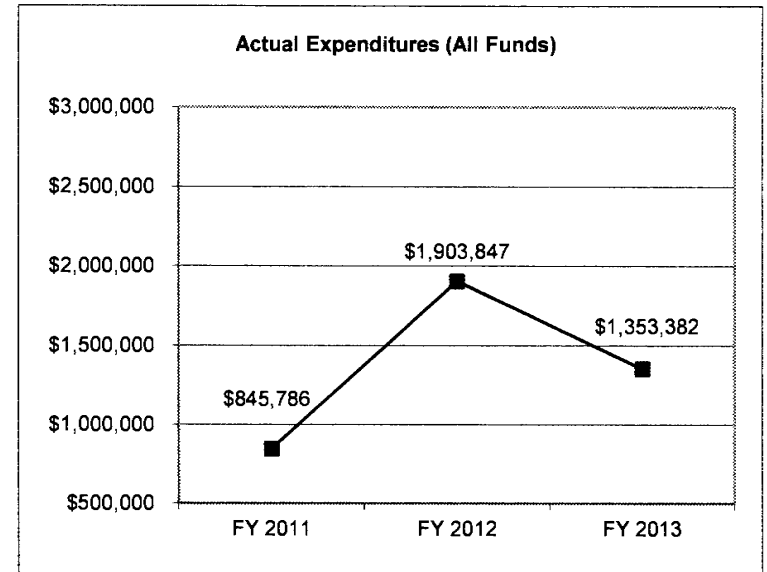
Annual funding allows for approximately 30 projects to be completed.

CORE DECISION ITEM

Department of Transportation	Budget Unit: <u>Multimodal Operations</u>
Division: Multimodal Operations	
Core: RR Grade Crossing Hazards	

4. FINANCIAL HISTORY

	FY 2011 Actual	FY 2012 Actual	FY 2013 Actual	FY 2014 Current Yr.
Appropriation (All Funds)	\$1,500,000	\$1,500,000	\$3,000,000	\$3,000,000
Less Reverted (All Funds)	\$0	\$0	\$0	N/A
Budget Authority (All Funds)	\$1,500,000	\$1,500,000	\$3,000,000	N/A
Actual Expenditures (All Funds)	\$845,786	\$1,903,847	\$1,353,382	N/A
Unexpended (All Funds)	\$654,214	(\$403,847)	\$1,646,618	N/A
Unexpended, by Fund:				
General Revenue	\$0	\$0	\$0	N/A
Federal	\$0	\$0	\$0	N/A
Other	\$654,214	(\$403,847)	\$1,646,618	N/A
	1	1 & 2	1	



Reverted includes Governor's standard 3 percent reserve (when applicable) and any extraordinary withholdings.

NOTES:

- 1 - These types of improvements are generally multi-year projects that may pay out in multiple fiscal years. The cash remains in the Grade Crossing Safety Account fund for future improvements.**
- 2 - Appropriation increased during fiscal year to cover expenditures / encumbrances**

CORE RECONCILIATION

STATE
RR GRADE CROSSING HAZARDS

5. CORE RECONCILIATION

	Budget Class	FTE	GR	Federal	Other	Total	Explanation
TAFP AFTER VETOES							
	PD	0.00	0	0	3,000,000	3,000,000	
	Total	0.00	0	0	3,000,000	3,000,000	
DEPARTMENT CORE REQUEST							
	PD	0.00	0	0	3,000,000	3,000,000	
	Total	0.00	0	0	3,000,000	3,000,000	
GOVERNOR'S RECOMMENDED CORE							
	PD	0.00	0	0	3,000,000	3,000,000	
	Total	0.00	0	0	3,000,000	3,000,000	

DECISION ITEM DETAIL

Budget Unit	FY 2013	FY 2013	FY 2014	FY 2014	FY 2015	FY 2015	FY 2015	FY 2015
Decision Item	ACTUAL	ACTUAL	BUDGET	BUDGET	DEPT REQ	DEPT REQ	GOV REC	GOV REC
Budget Object Class	DOLLAR	FTE	DOLLAR	FTE	DOLLAR	FTE	DOLLAR	FTE
RR GRADE CROSSING HAZARDS								
CORE								
PROGRAM DISTRIBUTIONS	1,353,382	0.00	3,000,000	0.00	3,000,000	0.00	3,000,000	0.00
TOTAL - PD	1,353,382	0.00	3,000,000	0.00	3,000,000	0.00	3,000,000	0.00
GRAND TOTAL	\$1,353,382	0.00	\$3,000,000	0.00	\$3,000,000	0.00	\$3,000,000	0.00
GENERAL REVENUE	\$0	0.00	\$0	0.00	\$0	0.00	\$0	0.00
FEDERAL FUNDS	\$0	0.00	\$0	0.00	\$0	0.00	\$0	0.00
OTHER FUNDS	\$1,353,382	0.00	\$3,000,000	0.00	\$3,000,000	0.00	\$3,000,000	0.00

PROGRAM DESCRIPTION

Department of Transportation
Railroad Grade Crossing Hazards
Program is found in the following core budget(s): RR Grade Crossing Hazards

1. What does this program do?

This appropriation is used to fund railroad grade crossing improvement projects that improve rail safety in Missouri. In accordance with Article IV, Section 30(c), MO Constitution and Chapter 389, RSMo, the owner of a motor vehicle pays a fee of twenty-five cents when the person registers or renews the registration of a motor vehicle. These funds are deposited into the Grade Crossing Safety Account.

Over 3,800 public highway/railroad crossings exist in the state. The cost to provide new lights and gates at any single crossing is approximately \$250,000.

The revenue generated from this fund is approximately \$1.2 million annually. The funding is used in conjunction with \$5.9 million of federal highway funds available annually for highway and rail crossing safety projects. The total amount of state and federal funding, approximately \$7.1 million annually, is not adequate to address statewide needs.

2. What is the authorization for this program, i.e., federal or state statute, etc.? (Include the federal program number, if applicable.)

Article IV, Section 30(c), MO Constitution and Chapter 389, RSMo

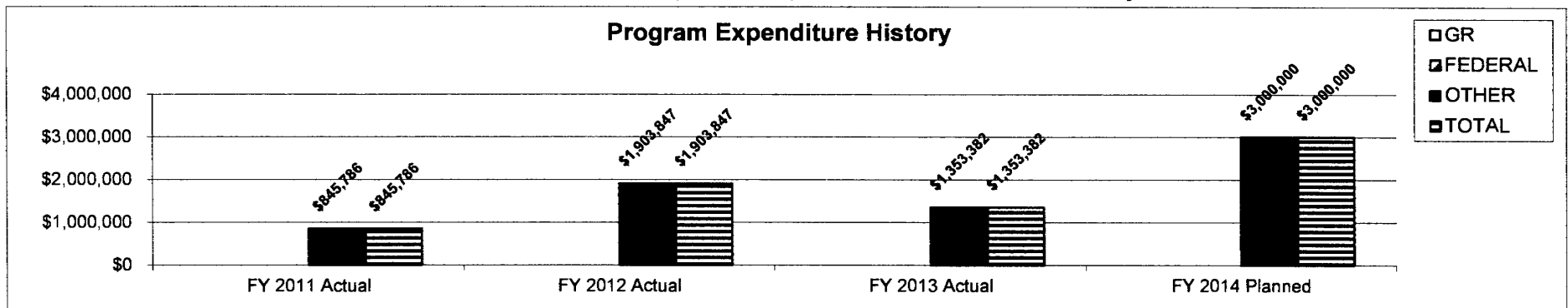
3. Are there federal matching requirements? If yes, please explain.

No.

4. Is this a federally mandated program? If yes, please explain.

No.

5. Provide actual expenditures for the prior three fiscal years and planned expenditures for the current fiscal year.



6. What are the sources of the "Other" funds?

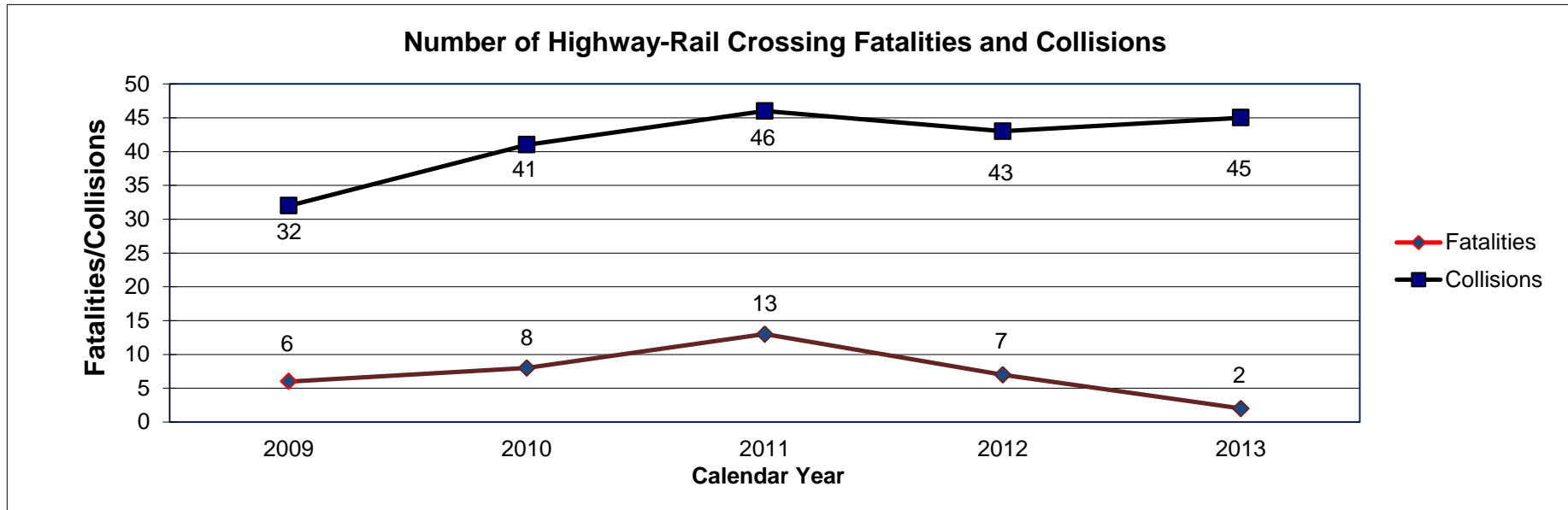
Grade Crossing Safety Account (0290)

PROGRAM DESCRIPTION

Department of Transportation
 Railroad Grade Crossing Hazards
 Program is found in the following core budget(s): RR Grade Crossing Hazards

7a. Provide an effectiveness measure.

7b. Provide an efficiency measure.



7c. Provide the number of clients/individuals served, if applicable.

Annual funding allows for approximately 30 projects to be completed.

7d. Provide a customer satisfaction measure, if available.

N/A

NEW DECISION ITEM

RANK: 16 OF 17

Department of Transportation	Budget Unit: Multimodal Operations
Division: Multimodal Operations	
DI Name: RR Grade Crossing Hazards Expansion	DI# 1605018

1. AMOUNT OF REQUEST

	FY 2015 Budget Request					FY 2015 Governor's Recommendation			
	GR	Federal	Other	Total		GR	Federal	Other	Total
PS	\$0	\$0	\$0	\$0	PS	\$0	\$0	\$0	\$0
EE	\$0	\$0	\$0	\$0	EE	\$0	\$0	\$0	\$0
PSD	\$0	\$0	\$1,000,000	\$1,000,000	PSD	\$0	\$0	\$1,000,000	\$1,000,000
Total	\$0	\$0	\$1,000,000	\$1,000,000	Total	\$0	\$0	\$1,000,000	\$1,000,000
FTE	0.00	0.00	0.00	0.00	FTE	0.00	0.00	0.00	0.00

Est. Fringe	\$0	\$0	\$0	\$0
--------------------	-----	-----	-----	-----

Note: Fringes budgeted in House Bill 5 except for certain fringes budgeted directly to MoDOT, Highway Patrol, and Conservation.

Est. Fringe	\$0	\$0	\$0	\$0
--------------------	-----	-----	-----	-----

Note: Fringes budgeted in House Bill 5 except for certain fringes budgeted directly to MoDOT, Highway Patrol, and Conservation.

Other Funds: Grade Crossing Safety Account (0290)

Other Funds: Grade Crossing Safety Account (0290)

2. THIS REQUEST CAN BE CATEGORIZED AS:

<input type="checkbox"/> New Legislation	<input type="checkbox"/> New Program	<input type="checkbox"/> Supplemental
<input type="checkbox"/> Federal Mandate	<input checked="" type="checkbox"/> Program Expansion	<input type="checkbox"/> Cost to Continue
<input type="checkbox"/> GR Pick-Up	<input type="checkbox"/> Space Request	<input type="checkbox"/> Equipment Replacement
<input type="checkbox"/> Pay Plan	<input type="checkbox"/> Other:	

3. WHY IS THIS FUNDING NEEDED? PROVIDE AN EXPLANATION FOR ITEMS CHECKED IN #2. INCLUDE THE FEDERAL OR STATE STATUTORY OR CONSTITUTIONAL AUTHORIZATION FOR THIS PROGRAM.

Article IV, Section 30(c), MO Constitution and Chapter 389, RSMo

This expansion will provide for additional funding for railroad grade crossing improvement projects that improve rail safety in Missouri. In accordance with Article IV, Section 30(c), MO Constitution and Chapter 389, RSMo, the owner of a motor vehicle pays a fee of twenty-five cents when the person registers or renews the registration of a motor vehicle. These funds are deposited into the Grade Crossing Safety Account.

Over 3,800 public highway/railroad crossings exist in the state. The cost to provide new lights and gates at any single crossing is approximately \$250,000.

The revenue generated from this fund is approximately \$1.2 million annually. The funding is used in conjunction with \$5.9 million of federal highway funds available annually for highway and rail crossing safety projects.

The Governor's Recommendation is the same amount as the department's request.

NEW DECISION ITEM
RANK: 16 OF 17

Department of Transportation	Budget Unit: <u>Multimodal Operations</u>
Division: <u>Multimodal Operations</u>	
DI Name: <u>RR Grade Crossing Hazards Expansion</u> DI# <u>1605018</u>	

4. DESCRIBE THE DETAILED ASSUMPTIONS USED TO DERIVE THE SPECIFIC REQUESTED AMOUNT. (How did you determine that the requested number of FTE were appropriate? From what source or standard did you derive the requested levels of funding? Were alternatives such as outsourcing or automation considered? If based on new legislation, does request tie to TAFP fiscal note? If not, explain why. Detail which portions of the request are one-times and how those amounts were calculated.)

MoDOT is requesting a \$1.0 million increase to provide additional funding for railroad grade crossing improvement projects that improve rail safety in Missouri. This increase, combined with the core amount of \$3.0 million, will bring the total amount of the program to \$4.0 million.

5. BREAK DOWN THE REQUEST BY BUDGET OBJECT CLASS, JOB CLASS, AND FUND SOURCE. IDENTIFY ONE-TIME COSTS.

Budget Object Class	Job Class	Dept Req GR DOLLARS	Dept Req GR FTE	Dept Req FED DOLLARS	Dept Req FED FTE	Dept Req OTHER DOLLARS	Dept Req OTHER FTE	Dept Req TOTAL DOLLARS	Dept Req TOTAL FTE	Dept Req One-Time DOLLARS
								\$0	0.0	
								\$0	0.0	
Total PS		\$0	0.0	\$0	0.0	\$0	0.0	\$0	0.0	\$0
								\$0		
								\$0		
Total EE		\$0		\$0		\$0		\$0		\$0
								\$0		
800		\$0				\$1,000,000		\$1,000,000		
Total PSD		\$0		\$0		\$1,000,000		\$1,000,000		\$0
								\$0		
Grand Total		\$0	0.0	\$0	0.0	\$1,000,000	0.0	\$1,000,000	0.0	\$0

NEW DECISION ITEM
RANK: 16 OF 17

Department of Transportation											Budget Unit: Multimodal Operations	
Division: Multimodal Operations												
DI Name: RR Grade Crossing Hazards Expansion											DI# 1605018	
Budget Object Class	Job Class	Gov Req GR DOLLARS	Gov Req GR FTE	Gov Req FED DOLLARS	Gov Req FED FTE	Gov Req OTHER DOLLARS	Gov Req OTHER FTE	Gov Req TOTAL DOLLARS	Gov Req TOTAL FTE	Gov Req One-Time DOLLARS		
								\$0	0.0			
Total PS		\$0	0.0	\$0	0.0	\$0	0.0	\$0	0.0	\$0	\$0	
								\$0	0.0			
Total EE		\$0		\$0		\$0		\$0		\$0	\$0	
								\$0				
800		\$0				\$1,000,000		\$1,000,000				
Total PSD		\$0		\$0		\$1,000,000		\$1,000,000		\$0	\$0	
								\$0				
Grand Total		\$0	0.0	\$0	0.0	\$1,000,000	0.0	\$1,000,000	0.0	\$0	\$0	

RANK: 16 OF 17 NEW DECISION ITEM

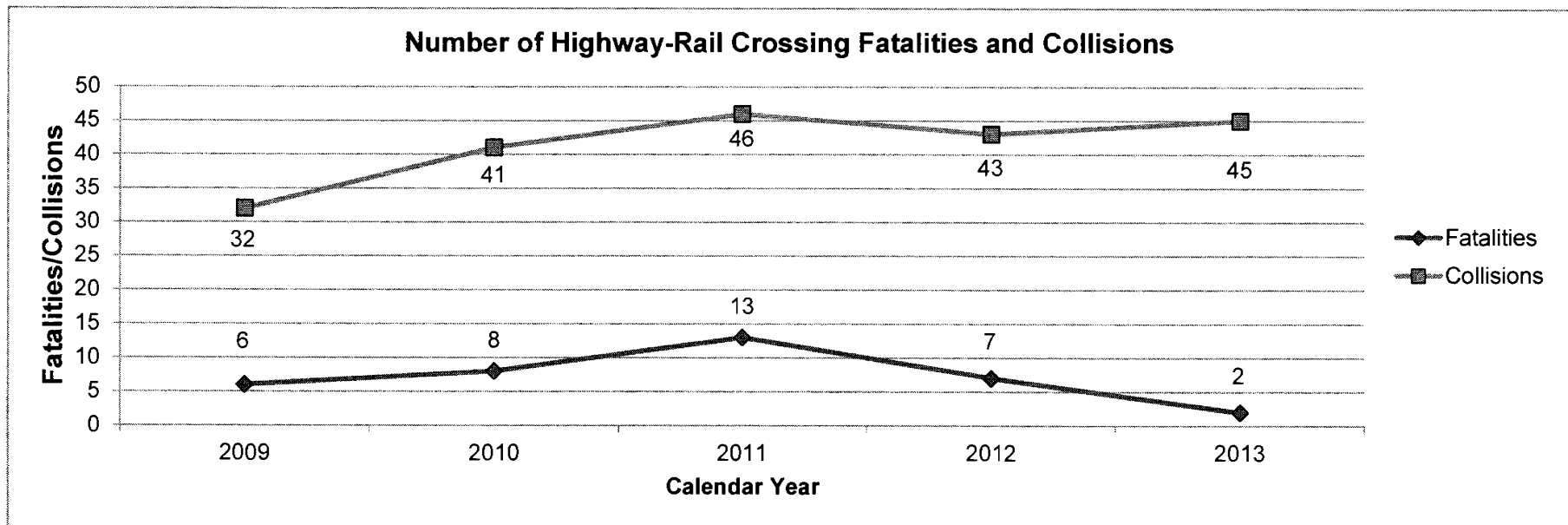
Department of Transportation
 Division: Multimodal Operations
 DI Name: RR Grade Crossing Hazards Expansion DI# 1605018

Budget Unit: Multimodal Operations

6. PERFORMANCE MEASURES (If new decision item has an associated core, separately identify projected performance with & without additional funding.)

6a. Provide an effectiveness measure.

6b. Provide an efficiency measure.



6c. Provide the number of clients/individuals served, if applicable.

Annual funding allows for approximately 30 projects to be completed. This expansion will allow for approximately 45 projects to be completed this fiscal year.

6d. Provide a customer satisfaction measure, if available.

N/A

NEW DECISION ITEM
RANK: 16 OF 17

Department of Transportation	Budget Unit: <u>Multimodal Operations</u>
Division: <u>Multimodal Operations</u>	
DI Name: <u>RR Grade Crossing Hazards Expansion DI# 1605018</u>	

7. STRATEGIES TO ACHIEVE THE PERFORMANCE MEASUREMENT TARGETS:

Increase awareness and support of Multimodal programs and resources.

Improve safety at railroad grade crossings to prevent collisions and fatalities.

DECISION ITEM DETAIL

Budget Unit	FY 2013	FY 2013	FY 2014	FY 2014	FY 2015	FY 2015	FY 2015	FY 2015
Decision Item	ACTUAL	ACTUAL	BUDGET	BUDGET	DEPT REQ	DEPT REQ	GOV REC	GOV REC
Budget Object Class	DOLLAR	FTE	DOLLAR	FTE	DOLLAR	FTE	DOLLAR	FTE
RR GRADE CROSSING HAZARDS								
RR Grade Crossing Hazards-GCS - 1605018								
PROGRAM DISTRIBUTIONS	0	0.00	0	0.00	1,000,000	0.00	1,000,000	0.00
TOTAL - PD	0	0.00	0	0.00	1,000,000	0.00	1,000,000	0.00
GRAND TOTAL	\$0	0.00	\$0	0.00	\$1,000,000	0.00	\$1,000,000	0.00
GENERAL REVENUE	\$0	0.00	\$0	0.00	\$0	0.00	\$0	0.00
FEDERAL FUNDS	\$0	0.00	\$0	0.00	\$0	0.00	\$0	0.00
OTHER FUNDS	\$0	0.00	\$0	0.00	\$1,000,000	0.00	\$1,000,000	0.00

DECISION ITEM SUMMARY

Budget Unit									
Decision Item	FY 2013	FY 2013	FY 2014	FY 2014	FY 2015	FY 2015	FY 2015	FY 2015	FY 2015
Budget Object Summary	ACTUAL	ACTUAL	BUDGET	BUDGET	DEPT REQ	DEPT REQ	GOV REC	GOV REC	GOV REC
Fund	DOLLAR	FTE	DOLLAR	FTE	DOLLAR	FTE	DOLLAR	FTE	FTE
AIRPORT CAPITAL IMPR & MAINT									
CORE									
EXPENSE & EQUIPMENT									
AVIATION TRUST FUND	105,960	0.00	160,500	0.00	160,500	0.00	160,500	0.00	0.00
TOTAL - EE	105,960	0.00	160,500	0.00	160,500	0.00	160,500	0.00	0.00
PROGRAM-SPECIFIC									
AVIATION TRUST FUND	5,216,939	0.00	9,839,500	0.00	7,339,500	0.00	7,339,500	0.00	0.00
TOTAL - PD	5,216,939	0.00	9,839,500	0.00	7,339,500	0.00	7,339,500	0.00	0.00
TOTAL	5,322,899	0.00	10,000,000	0.00	7,500,000	0.00	7,500,000	0.00	0.00
GRAND TOTAL	\$5,322,899	0.00	\$10,000,000	0.00	\$7,500,000	0.00	\$7,500,000	0.00	0.00

DECISION ITEM SUMMARY

Budget Unit								
Decision Item	FY 2013	FY 2013	FY 2014	FY 2014	FY 2015	FY 2015	FY 2015	FY 2015
Budget Object Summary	ACTUAL	ACTUAL	BUDGET	BUDGET	DEPT REQ	DEPT REQ	GOV REC	GOV REC
Fund	DOLLAR	FTE	DOLLAR	FTE	DOLLAR	FTE	DOLLAR	FTE
MID-MO AIRPORT MASTERPLANNING								
CORE								
PROGRAM-SPECIFIC								
AVIATION TRUST FUND	0	0.00	1,000,000	0.00	350,000	0.00	350,000	0.00
TOTAL - PD	0	0.00	1,000,000	0.00	350,000	0.00	350,000	0.00
TOTAL	0	0.00	1,000,000	0.00	350,000	0.00	350,000	0.00
GRAND TOTAL	\$0	0.00	\$1,000,000	0.00	\$350,000	0.00	\$350,000	0.00

DECISION ITEM SUMMARY

Budget Unit								
Decision Item	FY 2013	FY 2013	FY 2014	FY 2014	FY 2015	FY 2015	FY 2015	FY 2015
Budget Object Summary	ACTUAL	ACTUAL	BUDGET	BUDGET	DEPT REQ	DEPT REQ	GOV REC	GOV REC
Fund	DOLLAR	FTE	DOLLAR	FTE	DOLLAR	FTE	DOLLAR	FTE
SPRINGFIELD AIRPORT IMPRVMENTS								
CORE								
PROGRAM-SPECIFIC								
AVIATION TRUST FUND	0	0.00	5,000,000	0.00	0	0.00	0	0.00
TOTAL - PD	0	0.00	5,000,000	0.00	0	0.00	0	0.00
TOTAL	0	0.00	5,000,000	0.00	0	0.00	0	0.00
GRAND TOTAL	\$0	0.00	\$5,000,000	0.00	\$0	0.00	\$0	0.00

CORE DECISION ITEM

Department of Transportation	Budget Unit: <u>Multimodal Operations</u>
Division: Multimodal Operations	
Core: Airport CI & Maintenance	

1. CORE FINANCIAL SUMMARY

	FY 2015 Budget Request					FY 2015 Governor's Recommendation			
	GR	Federal	Other	Total		GR	Federal	Other	Total
PS	\$0	\$0	\$0	\$0	PS	\$0	\$0	\$0	\$0
EE	\$0	\$0	\$160,500	\$160,500	EE	\$0	\$0	\$160,500	\$160,500
PSD	\$0	\$0	\$7,689,500	\$7,689,500	PSD	\$0	\$0	\$7,689,500	\$7,689,500
Total	\$0	\$0	\$7,850,000	\$7,850,000	Total	\$0	\$0	\$7,850,000	\$7,850,000
FTE	0.00	0.00	0.00	0.00	FTE	0.00	0.00	0.00	0.00

Est. Fringe	\$0	\$0	\$0	\$0
--------------------	-----	-----	-----	-----

Note: Fringes are budgeted in House Bill 5 except for certain fringes budgeted directly to MoDOT, Highway Patrol and Conservation.

Est. Fringe	\$0	\$0	\$0	\$0
--------------------	-----	-----	-----	-----

Note: Fringes are budgeted in House Bill 5 except for certain fringes budgeted directly to MoDOT, Highway Patrol and Conservation.

Other Funds: Aviation Trust Fund (0952)

Other Funds: Aviation Trust Fund (0952)

2. CORE DESCRIPTION

This appropriation is to ensure that Missouri's airports meet acceptable safety and performance standards through adequate capital improvement and maintenance funding from the Aviation Trust Fund (ATF). State aviation funding sources are from user fees including a 9-cent per gallon tax on aviation gasoline and state sales tax collected on jet fuel. This appropriation also includes funding for the Mid-MO Airport Master Planning.

The Governor's Recommendation is the same amount as the department's request.

3. PROGRAM LISTING (list programs included in this core funding)

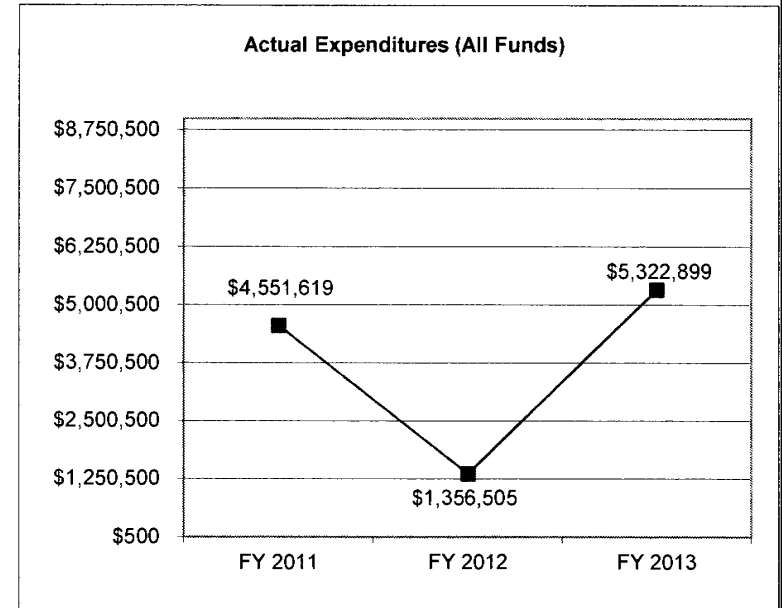
Missouri has 124 public use airports, 110 of which are eligible for ATF assistance. Any publicly owned public use airport would be eligible. Prioritization is determined using the same project prioritization formula as the FAA. Runway pavement and safety needs are the highest priority projects. Providing safe, adequately equipped, all-weather airports to the flying public in our communities is essential. Many of the existing runways, taxiways and aircraft parking aprons were designed and constructed 30 to 40 years ago. These runways, taxiways and parking aprons are now deteriorating and are inadequate by today's standards.

CORE DECISION ITEM

Department of Transportation	Budget Unit: <u>Multimodal Operations</u>
Division: Multimodal Operations	
Core: Airport CI & Maintenance	

4. FINANCIAL HISTORY

	FY 2011 Actual	FY 2012 Actual	FY 2013 Actual	FY 2014 Current Yr.
Appropriation (All Funds)	\$8,000,000	\$8,000,000	\$10,000,000	\$16,000,000
Less Reverted (All Funds)	\$0	\$0	\$0	N/A
Budget Authority (All Funds)	\$8,000,000	\$8,000,000	\$10,000,000	N/A
Actual Expenditures (All Funds)	\$4,551,619	\$1,356,505	\$5,322,899	N/A
Unexpended (All Funds)	\$3,448,381	\$6,643,495	\$4,677,101	N/A
Unexpended, by Fund:				
General Revenue	\$0	\$0	\$0	N/A
Federal	\$0	\$0	\$0	N/A
Other	\$3,448,381	\$6,643,495	\$4,677,101	N/A



Reverted includes Governor's standard 3 percent reserve (when applicable) and any extraordinary withholdings.

NOTES:

CORE RECONCILIATION

STATE
AIRPORT CAPITAL IMPR & MAINT

5. CORE RECONCILIATION

	Budget Class	FTE	GR	Federal	Other	Total	Explanation
TAFP AFTER VETOES							
	EE	0.00	0	0	160,500	160,500	
	PD	0.00	0	0	9,839,500	9,839,500	
	Total	0.00	0	0	10,000,000	10,000,000	
DEPARTMENT CORE ADJUSTMENTS							
Core Reduction	[#16] PD	0.00	0	0	(2,500,000)	(2,500,000)	1045 reduced to better reflect projected expenditures.
NET DEPARTMENT CHANGES		0.00	0	0	(2,500,000)	(2,500,000)	
DEPARTMENT CORE REQUEST							
	EE	0.00	0	0	160,500	160,500	
	PD	0.00	0	0	7,339,500	7,339,500	
	Total	0.00	0	0	7,500,000	7,500,000	
GOVERNOR'S RECOMMENDED CORE							
	EE	0.00	0	0	160,500	160,500	
	PD	0.00	0	0	7,339,500	7,339,500	
	Total	0.00	0	0	7,500,000	7,500,000	

CORE RECONCILIATION

STATE
MID-MO AIRPORT MASTERPLANNING

5. CORE RECONCILIATION

	Budget Class	FTE	GR	Federal	Other	Total	Explanation
TAFP AFTER VETOES							
	PD	0.00	0	0	1,000,000	1,000,000	
	Total	0.00	0	0	1,000,000	1,000,000	
DEPARTMENT CORE ADJUSTMENTS							
Core Reduction	[#17] PD	0.00	0	0	(650,000)	(650,000)	8687 reduced to better reflect projected expenditures.
NET DEPARTMENT CHANGES		0.00	0	0	(650,000)	(650,000)	
DEPARTMENT CORE REQUEST							
	PD	0.00	0	0	350,000	350,000	
	Total	0.00	0	0	350,000	350,000	
GOVERNOR'S RECOMMENDED CORE							
	PD	0.00	0	0	350,000	350,000	
	Total	0.00	0	0	350,000	350,000	

CORE RECONCILIATION

**STATE
SPRINGFIELD AIRPORT IMPRVMENTS**

5. CORE RECONCILIATION

	Budget Class	FTE	GR	Federal	Other	Total	Explanation
TAFP AFTER VETOES							
	PD	0.00	0	0	5,000,000	5,000,000	
	Total	0.00	0	0	5,000,000	5,000,000	
DEPARTMENT CORE ADJUSTMENTS							
Core Reduction	[#18] PD	0.00	0	0	(5,000,000)	(5,000,000)	8688 reduced to better reflect projected expenditures.
NET DEPARTMENT CHANGES		0.00	0	0	(5,000,000)	(5,000,000)	
DEPARTMENT CORE REQUEST							
	PD	0.00	0	0	0	0	
	Total	0.00	0	0	0	0	
GOVERNOR'S RECOMMENDED CORE							
	PD	0.00	0	0	0	0	
	Total	0.00	0	0	0	0	

DECISION ITEM DETAIL

Budget Unit	FY 2013	FY 2013	FY 2014	FY 2014	FY 2015	FY 2015	FY 2015	FY 2015
Decision Item	ACTUAL	ACTUAL	BUDGET	BUDGET	DEPT REQ	DEPT REQ	GOV REC	GOV REC
Budget Object Class	DOLLAR	FTE	DOLLAR	FTE	DOLLAR	FTE	DOLLAR	FTE
AIRPORT CAPITAL IMPR & MAINT								
CORE								
SUPPLIES	28,259	0.00	6,500	0.00	6,500	0.00	6,500	0.00
PROFESSIONAL DEVELOPMENT	11,425	0.00	20,500	0.00	20,500	0.00	20,500	0.00
PROFESSIONAL SERVICES	35,000	0.00	133,500	0.00	133,500	0.00	133,500	0.00
M&R SERVICES	31,276	0.00	0	0.00	0	0.00	0	0.00
TOTAL - EE	105,960	0.00	160,500	0.00	160,500	0.00	160,500	0.00
PROGRAM DISTRIBUTIONS	5,216,939	0.00	9,839,500	0.00	7,339,500	0.00	7,339,500	0.00
TOTAL - PD	5,216,939	0.00	9,839,500	0.00	7,339,500	0.00	7,339,500	0.00
GRAND TOTAL	\$5,322,899	0.00	\$10,000,000	0.00	\$7,500,000	0.00	\$7,500,000	0.00
GENERAL REVENUE	\$0	0.00	\$0	0.00	\$0	0.00	\$0	0.00
FEDERAL FUNDS	\$0	0.00	\$0	0.00	\$0	0.00	\$0	0.00
OTHER FUNDS	\$5,322,899	0.00	\$10,000,000	0.00	\$7,500,000	0.00	\$7,500,000	0.00

DECISION ITEM DETAIL

Budget Unit	FY 2013	FY 2013	FY 2014	FY 2014	FY 2015	FY 2015	FY 2015	FY 2015
Decision Item	ACTUAL	ACTUAL	BUDGET	BUDGET	DEPT REQ	DEPT REQ	GOV REC	GOV REC
Budget Object Class	DOLLAR	FTE	DOLLAR	FTE	DOLLAR	FTE	DOLLAR	FTE
MID-MO AIRPORT MASTERPLANNING								
CORE								
PROGRAM DISTRIBUTIONS	0	0.00	1,000,000	0.00	350,000	0.00	350,000	0.00
TOTAL - PD	0	0.00	1,000,000	0.00	350,000	0.00	350,000	0.00
GRAND TOTAL	\$0	0.00	\$1,000,000	0.00	\$350,000	0.00	\$350,000	0.00
GENERAL REVENUE	\$0	0.00	\$0	0.00	\$0	0.00	\$0	0.00
FEDERAL FUNDS	\$0	0.00	\$0	0.00	\$0	0.00	\$0	0.00
OTHER FUNDS	\$0	0.00	\$1,000,000	0.00	\$350,000	0.00	\$350,000	0.00

DECISION ITEM DETAIL

Budget Unit	FY 2013	FY 2013	FY 2014	FY 2014	FY 2015	FY 2015	FY 2015	FY 2015
Decision Item	ACTUAL	ACTUAL	BUDGET	BUDGET	DEPT REQ	DEPT REQ	GOV REC	GOV REC
Budget Object Class	DOLLAR	FTE	DOLLAR	FTE	DOLLAR	FTE	DOLLAR	FTE
SPRINGFIELD AIRPORT IMPRVMENTS								
CORE								
PROGRAM DISTRIBUTIONS	0	0.00	5,000,000	0.00	0	0.00	0	0.00
TOTAL - PD	0	0.00	5,000,000	0.00	0	0.00	0	0.00
GRAND TOTAL	\$0	0.00	\$5,000,000	0.00	\$0	0.00	\$0	0.00
GENERAL REVENUE	\$0	0.00	\$0	0.00	\$0	0.00		0.00
FEDERAL FUNDS	\$0	0.00	\$0	0.00	\$0	0.00		0.00
OTHER FUNDS	\$0	0.00	\$5,000,000	0.00	\$0	0.00		0.00

PROGRAM DESCRIPTION

Department of Transportation
Airport CI & Maintenance
Program is found in the following core budget(s): Airport CI & Maintenance

1. What does this program do?

This program is to ensure Missouri's airports meet acceptable safety and performance standards through adequate capital improvement and maintenance funding from the Aviation Trust Fund (ATF). State aviation funding sources are from user fees including a 9-cent per gallon tax on aviation gasoline and the state sales tax collected on jet fuel.

2. What is the authorization for this program, i.e., federal or state statute, etc.? (Include the federal program number, if applicable.)

Article IV, Section 30(c), MO Constitution and 305.230, RSMo

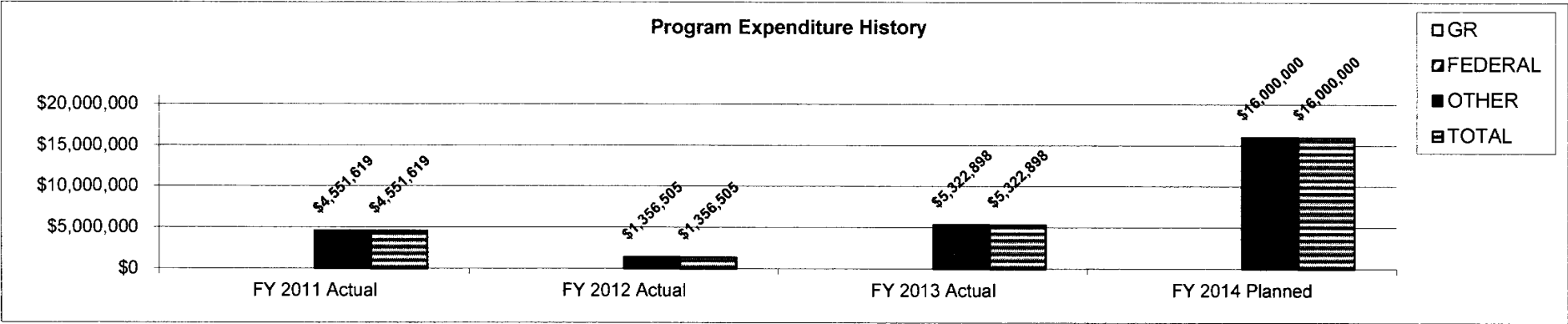
3. Are there federal matching requirements? If yes, please explain.

No.

4. Is this a federally mandated program? If yes, please explain.

No.

5. Provide actual expenditures for the prior three fiscal years and planned expenditures for the current fiscal year.



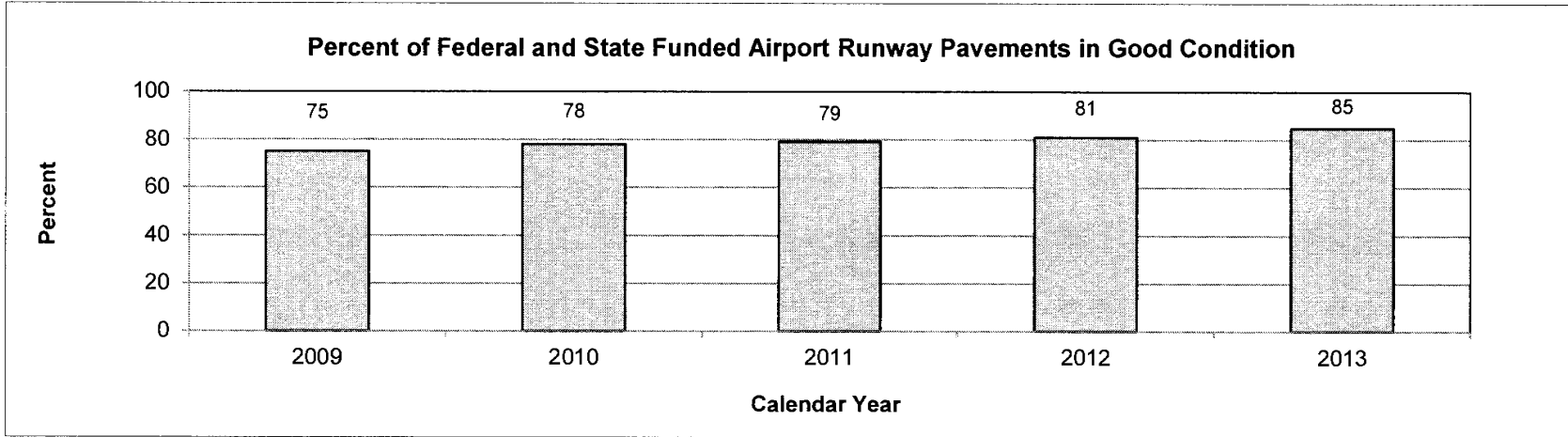
6. What are the sources of the "Other" funds?

Aviation Trust Fund (0952)

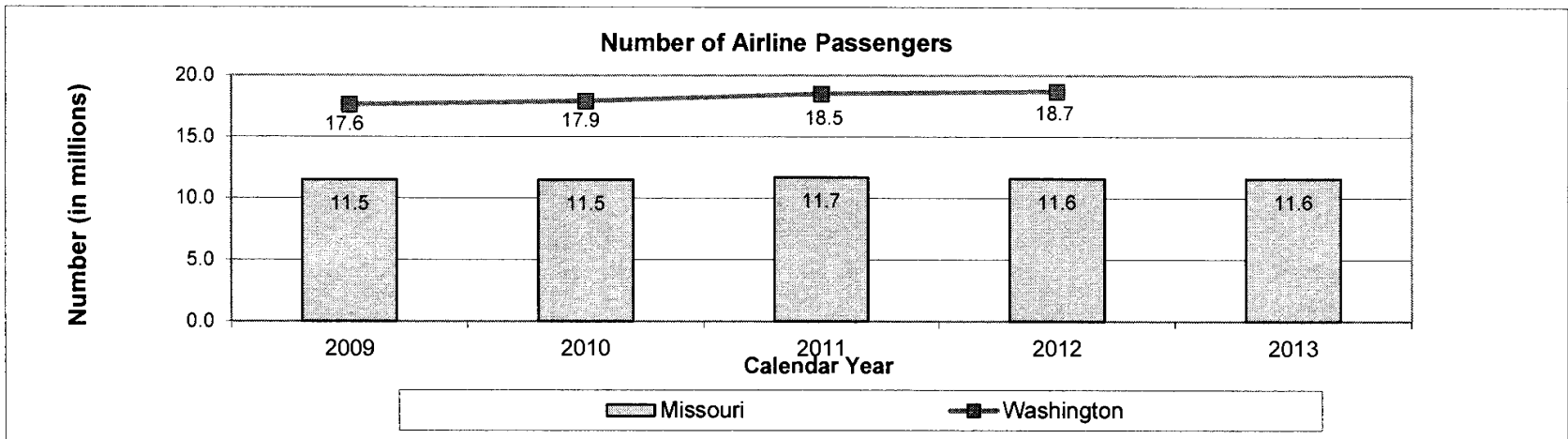
PROGRAM DESCRIPTION

Department of Transportation
Airport CI & Maintenance
 Program is found in the following core budget(s): **Airport CI & Maintenance**

7a. Provide an effectiveness measure.



7b. Provide an efficiency measure.



FAA publishes data in October for the preceding year.

PROGRAM DESCRIPTION

Department of Transportation


Airport CI & Maintenance

Program is found in the following core budget(s): Airport CI & Maintenance

7c. Provide the number of grantees served, if applicable.

110 Airports are currently eligible for CI & Maintenance

7d. Provide a customer satisfaction measure, if available.



Data is collected through telephone surveys annually from interviews of approximately 3,500 randomly selected adult Missourians. MoDOT's customer is the public. The graph measures the public's perception of MoDOT's performance in providing transportation options by Air. This was the first year this data was collected.

DECISION ITEM SUMMARY

Budget Unit									
Decision Item	FY 2013	FY 2013	FY 2014	FY 2014	FY 2015	FY 2015	FY 2015	FY 2015	
Budget Object Summary	ACTUAL	ACTUAL	BUDGET	BUDGET	DEPT REQ	DEPT REQ	GOV REC	GOV REC	
Fund	DOLLAR	FTE	DOLLAR	FTE	DOLLAR	FTE	DOLLAR	FTE	
FEDERAL AVIATION ASSISTANCE									
CORE									
PROGRAM-SPECIFIC									
MULTIMODAL OPERATIONS FEDERAL	18,014,516	0.00	41,416,304	0.00	35,000,000	0.00	35,000,000	0.00	
TOTAL - PD	18,014,516	0.00	41,416,304	0.00	35,000,000	0.00	35,000,000	0.00	
TOTAL	18,014,516	0.00	41,416,304	0.00	35,000,000	0.00	35,000,000	0.00	
GRAND TOTAL	\$18,014,516	0.00	\$41,416,304	0.00	\$35,000,000	0.00	\$35,000,000	0.00	

CORE DECISION ITEM

Department of Transportation	Budget Unit: <u>Multimodal Operations</u>
Division: Multimodal Operations	
Core: FAA Block Grants	

1. CORE FINANCIAL SUMMARY

	FY 2015 Budget Request					FY 2015 Governor's Recommendation			
	GR	Federal	Other	Total		GR	Federal	Other	Total
PS	\$0	\$0	\$0	\$0	PS	\$0	\$0	\$0	\$0
EE	\$0	\$0	\$0	\$0	EE	\$0	\$0	\$0	\$0
PSD	\$0	\$35,000,000	\$0	\$35,000,000	PSD	\$0	\$35,000,000	\$0	\$35,000,000
Total	\$0	\$35,000,000	\$0	\$35,000,000	Total	\$0	\$35,000,000	\$0	\$35,000,000
FTE	0.00	0.00	0.00	0.00	FTE	0.00	0.00	0.00	0.00

Est. Fringe	\$0	\$0	\$0	\$0
--------------------	-----	-----	-----	-----

Note: Fringes budgeted in House Bill 5 except for certain fringes budgeted directly to MoDOT, Highway Patrol, and Conservation.

Est. Fringe	\$0	\$0	\$0	\$0
--------------------	-----	-----	-----	-----

Note: Fringes budgeted in House Bill 5 except for certain fringes budgeted directly to MoDOT, Highway Patrol, and Conservation.

Other Funds:

Other Funds:

2. CORE DESCRIPTION

This appropriation allows for expenditures of federal funds through the State Block Grant Program which is funded by the Federal Aviation Administration (FAA) as part of the Airport Improvement Program (AIP). Missouri is one of ten states selected by the FAA to administer AIP funds to general aviation, reliever and small commercial service airports. Larger commercial service airports in Missouri continue to receive federal aviation funding directly from the FAA. This program allows for state prioritization of aviation projects within federal guidelines.

The Governor's Recommendation is the same amount as the department's request.

3. PROGRAM LISTING (list programs included in this core funding)

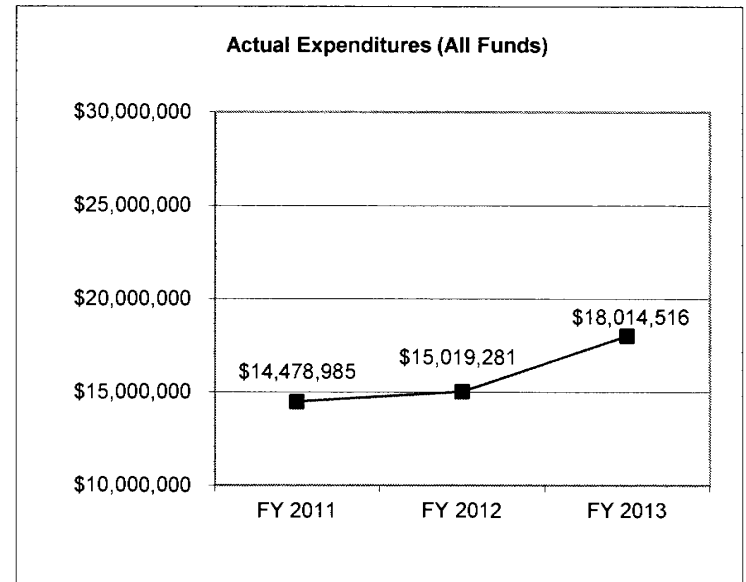
Missouri has 124 public use airports of which 76 are identified within the National Plan of Integrated Airport Systems (NPIAS). This plan establishes basic criteria for airports to be eligible for federal aviation funds. As a block grant state, Missouri receives three types of federal Airport Improvement Program funds for NPIAS airports: non-primary entitlement funds; state apportionment funds; and discretionary funds.

CORE DECISION ITEM

Department of Transportation	Budget Unit: <u>Multimodal Operations</u>
Division: Multimodal Operations	
Core: FAA Block Grants	

4. FINANCIAL HISTORY

	FY 2011 Actual	FY 2012 Actual	FY 2013 Actual	FY 2014 Current Yr.
Appropriation (All Funds)	\$12,500,000	\$12,500,000	\$41,416,307	\$41,416,307
Less Reverted (All Funds)	\$0	\$0	\$0	N/A
Budget Authority (All Funds)	\$12,500,000	\$12,500,000	\$41,416,307	N/A
Actual Expenditures (All Funds)	\$14,478,985	\$15,019,281	\$18,014,516	N/A
Unexpended (All Funds)	(\$1,978,985)	(\$2,519,281)	\$23,401,791	N/A
Unexpended, by Fund:				
General Revenue	\$0	\$0	\$0	N/A
Federal	(\$1,978,985)	(\$2,519,281)	\$23,401,791	N/A
Other	\$0	\$0	\$0	N/A
	1, 2 & 3	1 & 2	1	



Reverted includes Governor's standard 3 percent reserve (when applicable) and any extraordinary withholdings.

NOTES:

- 1 - Increase in appropriation to allow for payments of multi-year projects that crossed fiscal years**
- 2 - Negative amounts can result from the multi-year grants crossing state fiscal years and/or new grant money being received and expended during that fiscal year**
- 3 - Includes expenditures for aviation American Recovery and Reinvestment Act (ARRA) projects**

CORE RECONCILIATION

STATE
FEDERAL AVIATION ASSISTANCE

5. CORE RECONCILIATION

	Budget Class	FTE	GR	Federal	Other	Total	Explanation
TAFP AFTER VETOES							
	PD	0.00	0	41,416,304	0	41,416,304	
	Total	0.00	0	41,416,304	0	41,416,304	
DEPARTMENT CORE ADJUSTMENTS							
Core Reduction	[#12] PD	0.00	0	(6,416,304)	0	(6,416,304)	8905 reduced to better reflect projected expenditures.
	NET DEPARTMENT CHANGES	0.00	0	(6,416,304)	0	(6,416,304)	
DEPARTMENT CORE REQUEST							
	PD	0.00	0	35,000,000	0	35,000,000	
	Total	0.00	0	35,000,000	0	35,000,000	
GOVERNOR'S RECOMMENDED CORE							
	PD	0.00	0	35,000,000	0	35,000,000	
	Total	0.00	0	35,000,000	0	35,000,000	

DECISION ITEM DETAIL

Budget Unit	FY 2013	FY 2013	FY 2014	FY 2014	FY 2015	FY 2015	FY 2015	FY 2015
Decision Item	ACTUAL	ACTUAL	BUDGET	BUDGET	DEPT REQ	DEPT REQ	GOV REC	GOV REC
Budget Object Class	DOLLAR	FTE	DOLLAR	FTE	DOLLAR	FTE	DOLLAR	FTE
FEDERAL AVIATION ASSISTANCE								
CORE								
PROGRAM DISTRIBUTIONS	18,014,516	0.00	41,416,304	0.00	35,000,000	0.00	35,000,000	0.00
TOTAL - PD	18,014,516	0.00	41,416,304	0.00	35,000,000	0.00	35,000,000	0.00
GRAND TOTAL	\$18,014,516	0.00	\$41,416,304	0.00	\$35,000,000	0.00	\$35,000,000	0.00
GENERAL REVENUE	\$0	0.00	\$0	0.00	\$0	0.00	\$0	0.00
FEDERAL FUNDS	\$18,014,516	0.00	\$41,416,304	0.00	\$35,000,000	0.00	\$35,000,000	0.00
OTHER FUNDS	\$0	0.00	\$0	0.00	\$0	0.00	\$0	0.00

PROGRAM DESCRIPTION

Department of Transportation
Federal Aviation Assistance Block Grant
Program is found in the following core budget(s): FAA Block Grant

1. What does this program do?

This program allows for expenditures of federal funds through the State Block Grant Program which is funded by the Federal Aviation Administration (FAA) as part of the Airport Improvement Program (AIP). Missouri is one of ten states selected by the FAA to administer AIP funds to general aviation, reliever and small commercial service airports. Larger commercial service airports in Missouri continue to receive federal aviation funding directly from the FAA. This program allows for state prioritization of aviation projects within federal guidelines.

2. What is the authorization for this program, i.e., federal or state statute, etc.? (Include the federal program number, if applicable.)

Title 49 USC and 33.546, RSMo

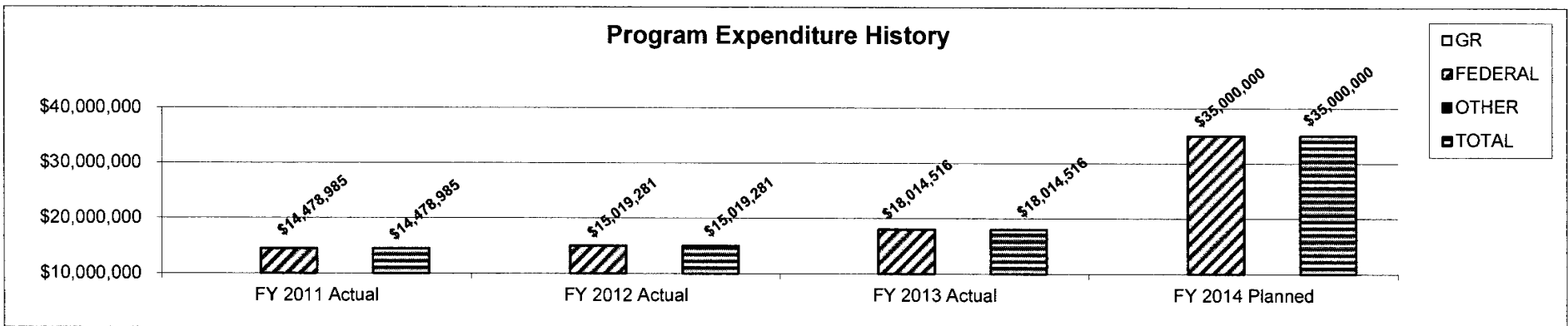
3. Are there federal matching requirements? If yes, please explain.

Yes. Federal funding provides up to 90 percent of eligible project costs with the local sponsor providing 10 percent match. The state can also provide up to 50 percent of the local share on federally funded projects.

4. Is this a federally mandated program? If yes, please explain.

No.

5. Provide actual expenditures for the prior three fiscal years and planned expenditures for the current fiscal year.



6. What are the sources of the "Other" funds?

N/A

PROGRAM DESCRIPTION

Department of Transportation

Federal Aviation Assistance Block Grant

Program is found in the following core budget(s): FAA Block Grant

7a. Provide an effectiveness measure.

Federal pass-through funding; no measure required.

7b. Provide an efficiency measure.

Federal pass-through funding; no measure required.

7c. Provide the number of clients/individuals served, if applicable.

76 airports are eligible, and MoDOT administers Airport Improvement Program (AIP) funding for 70 of these airports. The remaining airports receive their AIP funding directly from the Federal Aviation Administration.

7d. Provide a customer satisfaction measure, if available.

N/A

DECISION ITEM SUMMARY

Budget Unit									
Decision Item	FY 2013	FY 2013	FY 2014	FY 2014	FY 2015	FY 2015	FY 2015	FY 2015	FY 2015
Budget Object Summary	ACTUAL	ACTUAL	BUDGET	BUDGET	DEPT REQ	DEPT REQ	GOV REC	GOV REC	GOV REC
Fund	DOLLAR	FTE	DOLLAR	FTE	DOLLAR	FTE	DOLLAR	FTE	FTE
PORT AUTH FINANCIAL ASST									
CORE									
PROGRAM-SPECIFIC									
GENERAL REVENUE	242,500	0.00	0	0.00	0	0.00	0	0.00	0.00
STATE TRANSPORTATION FUND	372,332	0.00	375,000	0.00	375,000	0.00	375,000	0.00	0.00
TOTAL - PD	614,832	0.00	375,000	0.00	375,000	0.00	375,000	0.00	0.00
TOTAL	614,832	0.00	375,000	0.00	375,000	0.00	375,000	0.00	0.00
Port Authority Fin Assist-STF - 1605017									
PROGRAM-SPECIFIC									
STATE TRANSPORTATION FUND	0	0.00	0	0.00	25,000	0.00	25,000	0.00	0.00
TOTAL - PD	0	0.00	0	0.00	25,000	0.00	25,000	0.00	0.00
TOTAL	0	0.00	0	0.00	25,000	0.00	25,000	0.00	0.00
GRAND TOTAL	\$614,832	0.00	\$375,000	0.00	\$400,000	0.00	\$400,000	0.00	0.00

CORE DECISION ITEM

Department of Transportation	Budget Unit: <u>Multimodal Operations</u>
Division: Multimodal Operations	
Core: Port Authorities	

1. CORE FINANCIAL SUMMARY

	FY 2015 Budget Request					FY 2015 Governor's Recommendation			
	GR	Federal	Other	Total		GR	Federal	Other	Total
PS	\$0	\$0	\$0	\$0	PS	\$0	\$0	\$0	\$0
EE	\$0	\$0	\$0	\$0	EE	\$0	\$0	\$0	\$0
PSD	\$0	\$0	\$375,000	\$375,000	PSD	\$0	\$0	\$375,000	\$375,000
Total	\$0	\$0	\$375,000	\$375,000	Total	\$0	\$0	\$375,000	\$375,000
FTE	0.00	0.00	0.00	0.00	FTE	0.00	0.00	0.00	0.00

Est. Fringe	\$0	\$0	\$0	\$0
--------------------	-----	-----	-----	-----

Note: Fringes budgeted in House Bill 5 except for certain fringes budgeted directly to MoDOT, Highway Patrol, and Conservation.

Est. Fringe	\$0	\$0	\$0	\$0
--------------------	-----	-----	-----	-----

Note: Fringes budgeted in House Bill 5 except for certain fringes budgeted directly to MoDOT, Highway Patrol, and Conservation.

Other Funds: State Transportation Fund (0675)

Other Funds: State Transportation Fund (0675)

2. CORE DESCRIPTION

This appropriation assists port authorities in carrying out their mission per Chapter 68, RSMo; to promote the general welfare, to promote development within the port district, to encourage private capital investment by fostering the creation of industrial facilities and industrial parks within the port district and to endeavor to increase the volume of commerce, and to promote the establishment of a foreign trade zone within the port districts. Currently, there are 14 port authorities and one three-state port commission in the state.

In calendar year 2012, approximately 30 million tons of cargo was transferred by barge through the state's public and private ports. This translates to over 1.1 million additional semi-trucks on our highway system if navigation on the state's two inland waterways ceases. Barges are more fuel-efficient compared to rail or trucks. One gallon of diesel fuel will move one ton of freight 155 miles by truck, 413 miles by train and 576 miles by barge. This equates to barge movement of goods being 1.4 times more fuel-efficient than rail and 3.7 times more fuel-efficient than trucks. In addition, barges are less intrusive, more cost effective and better for the environment than rail or trucks.

The Governor's Recommendation is the same amount as the department's request.

3. PROGRAM LISTING (list programs included in this core funding)

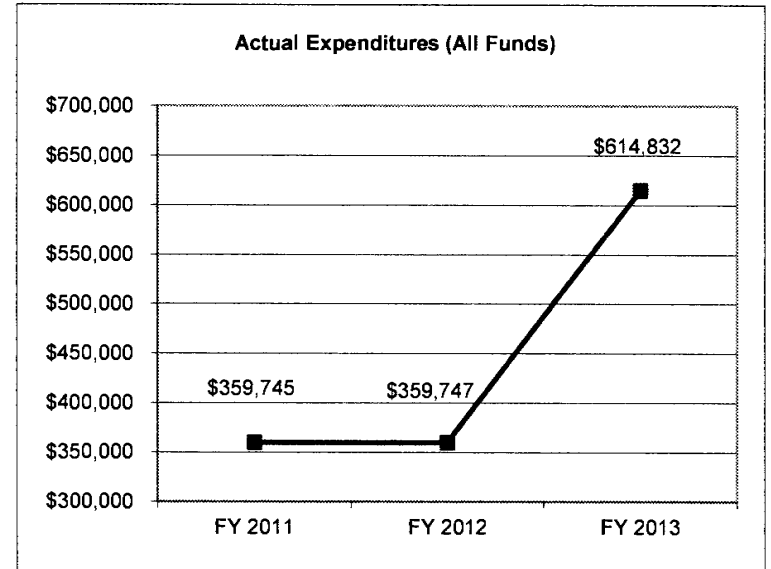
14 port authorities and the three-state port commission have submitted funding applications.

CORE DECISION ITEM

Department of Transportation	Budget Unit: <u>Multimodal Operations</u>
Division: Multimodal Operations	
Core: Port Authorities	

4. FINANCIAL HISTORY

	FY 2011 Actual	FY 2012 Actual	FY 2013 Actual	FY 2014 Current Yr.
Appropriation (All Funds)	\$359,747	\$359,747	\$625,000	\$375,000
Less Reverted (All Funds)	\$0	\$0	(\$7,500)	N/A
Budget Authority (All Funds)	\$359,747	\$359,747	\$617,500	N/A
Actual Expenditures (All Funds)	\$359,745	\$359,747	\$614,832	N/A
Unexpended (All Funds)	\$2	\$0	\$2,668	N/A
Unexpended, by Fund:				
General Revenue	\$0	\$0	\$0	N/A
Federal	\$0	\$0	\$0	N/A
Other	\$2	\$0	\$2,668	N/A



Reverted includes Governor's standard 3 percent reserve (when applicable) and any extraordinary withholdings.

NOTES:

CORE RECONCILIATION

STATE
PORT AUTH FINANCIAL ASST

5. CORE RECONCILIATION

	Budget Class	FTE	GR	Federal	Other	Total	Explanation
TAFP AFTER VETOES							
	PD	0.00	0	0	375,000	375,000	
	Total	0.00	0	0	375,000	375,000	
DEPARTMENT CORE REQUEST							
	PD	0.00	0	0	375,000	375,000	
	Total	0.00	0	0	375,000	375,000	
GOVERNOR'S RECOMMENDED CORE							
	PD	0.00	0	0	375,000	375,000	
	Total	0.00	0	0	375,000	375,000	

DECISION ITEM DETAIL

Budget Unit	FY 2013	FY 2013	FY 2014	FY 2014	FY 2015	FY 2015	FY 2015	FY 2015
Decision Item	ACTUAL	ACTUAL	BUDGET	BUDGET	DEPT REQ	DEPT REQ	GOV REC	GOV REC
Budget Object Class	DOLLAR	FTE	DOLLAR	FTE	DOLLAR	FTE	DOLLAR	FTE
PORT AUTH FINANCIAL ASST								
CORE								
PROGRAM DISTRIBUTIONS	614,832	0.00	375,000	0.00	375,000	0.00	375,000	0.00
TOTAL - PD	614,832	0.00	375,000	0.00	375,000	0.00	375,000	0.00
GRAND TOTAL	\$614,832	0.00	\$375,000	0.00	\$375,000	0.00	\$375,000	0.00
GENERAL REVENUE	\$242,500	0.00	\$0	0.00	\$0	0.00	\$0	0.00
FEDERAL FUNDS	\$0	0.00	\$0	0.00	\$0	0.00	\$0	0.00
OTHER FUNDS	\$372,332	0.00	\$375,000	0.00	\$375,000	0.00	\$375,000	0.00

PROGRAM DESCRIPTION

Department of Transportation
Port Authorities
Program is found in the following core budget(s): Port Authorities

1. What does this program do?

This appropriation assists port authorities in carrying out their mission per Chapter 68, RSMo; to promote the general welfare, to promote development within the port district, to encourage private capital investment by fostering the creation of industrial facilities and industrial parks within the port district and to endeavor to increase the volume of commerce, and to promote the establishment of a foreign trade zone within the port districts. Currently, there are 14 port authorities and one three-state port commission in the state.

In calendar year 2012, approximately 30 million tons of cargo was transferred by barge through the state's public and private ports. This translates to over 1.1 million additional semi-trucks on our highway system if navigation on the state's two inland waterways ceases. Barges are more fuel-efficient compared to rail or trucks. One gallon of diesel fuel will move one ton of freight 155 miles by truck, 413 miles by train and 576 miles by barge. This equates to barge movement of goods being 1.4 times more fuel-efficient than rail and 3.7 times more fuel-efficient than trucks. In addition, barges are less intrusive, more cost effective and better for the environment than rail or trucks.

2. What is the authorization for this program, i.e., federal or state statute, etc.? (Include the federal program number, if applicable.)

Article IV, Section 30(c), MO Constitution, 68.035, 68.065 and 226.225, RSMo

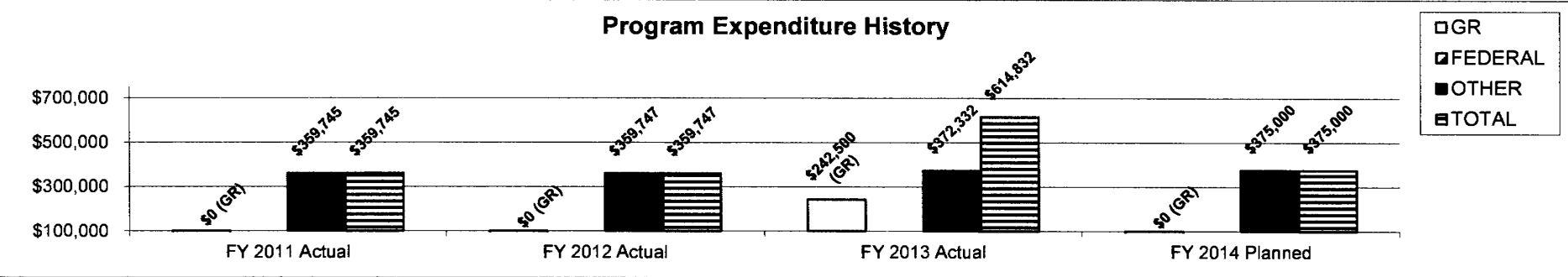
3. Are there federal matching requirements? If yes, please explain.

No.

4. Is this a federally mandated program? If yes, please explain.

No.

5. Provide actual expenditures for the prior three fiscal years and planned expenditures for the current fiscal year.



6. What are the sources of the "Other" funds?

State Transportation Fund (0675)

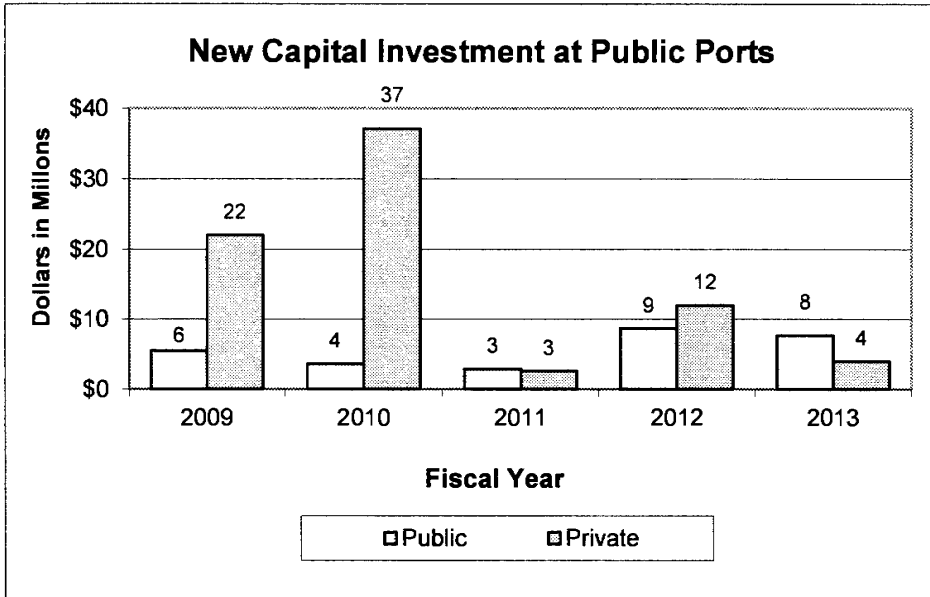
PROGRAM DESCRIPTION

Department of Transportation

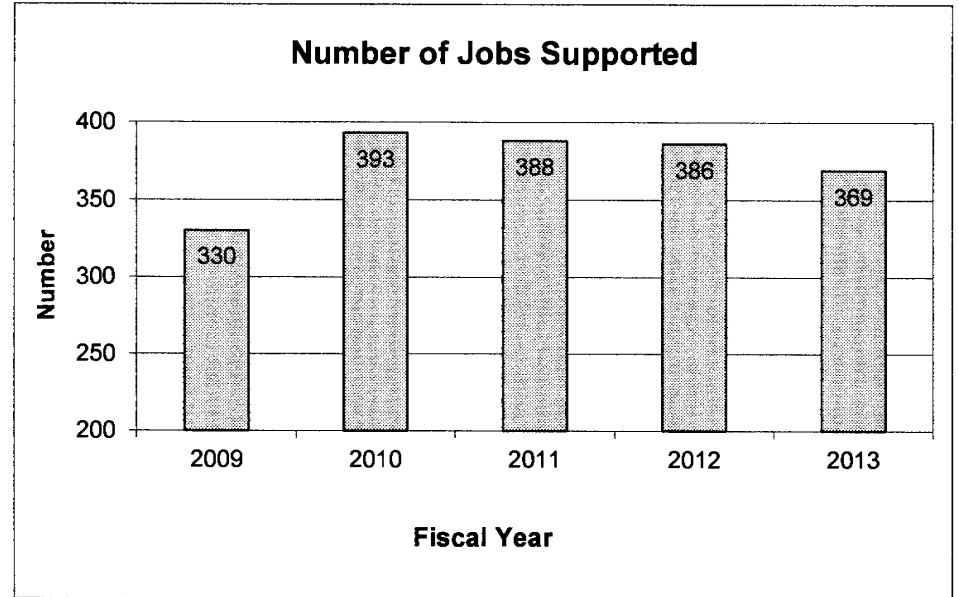
Port Authorities

Program is found in the following core budget(s): Port Authorities

7a. Provide an effectiveness measure.



7b. Provide an efficiency measure.



7c. Provide the number of clients/individuals served, if applicable.

There are 14 port authorities and one three-state port commission in Missouri.

7d. Provide a customer satisfaction measure, if available.

N/A

NEW DECISION ITEM

RANK: 15 OF 17

Department of Transportation	Budget Unit: Multimodal Operations
Division: Multimodal Operations	
DI Name: Port Authorities Expansion	DI# 1605017

1. AMOUNT OF REQUEST

	FY 2014 Budget Request					FY 2014 Governor's Recommendation			
	GR	Federal	Other	Total		GR	Fed	Other	Total
PS	\$0	\$0	\$0	\$0	PS	\$0	\$0	\$0	\$0
EE	\$0	\$0	\$0	\$0	EE	\$0	\$0	\$0	\$0
PSD	\$0	\$0	\$25,000	\$25,000	PSD	\$0	\$0	\$25,000	\$25,000
Total	\$0	\$0	\$25,000	\$25,000	Total	\$0	\$0	\$25,000	\$25,000
FTE	0.00	0.00	0.00	0.00	FTE	0.00	0.00	0.00	0.00

Est. Fringe	\$0	\$0	\$0	\$0
--------------------	-----	-----	-----	-----

Note: Fringes budgeted in House Bill 5 except for certain fringes budgeted directly to MoDOT, Highway Patrol, and Conservation.

Other Funds: State Transportation Fund (0675)

Est. Fringe	\$0	\$0	\$0	\$0
--------------------	-----	-----	-----	-----

Note: Fringes budgeted in House Bill 5 except for certain fringes budgeted directly to MoDOT, Highway Patrol, and Conservation.

Other Funds: State Transportation Fund (0675)

2. THIS REQUEST CAN BE CATEGORIZED AS:

<input type="checkbox"/> New Legislation	<input type="checkbox"/> New Program	<input type="checkbox"/> Supplemental
<input type="checkbox"/> Federal Mandate	<input checked="" type="checkbox"/> Program Expansion	<input type="checkbox"/> Cost to Continue
<input type="checkbox"/> GR Pick-Up	<input type="checkbox"/> Space Request	<input type="checkbox"/> Equipment Replacement
<input type="checkbox"/> Pay Plan	<input type="checkbox"/> Other: _____	

3. WHY IS THIS FUNDING NEEDED? PROVIDE AN EXPLANATION FOR ITEMS CHECKED IN #2. INCLUDE THE FEDERAL OR STATE STATUTORY OR CONSTITUTIONAL AUTHORIZATION FOR THIS PROGRAM.

Article IV, Section 30(c), MO Constitution 68.035, 68.065 and 226.225, RSMo

This request will assist port authorities in carrying out their mission per Chapter 68, RSMo; to promote the general welfare, to promote development within the port district, to encourage private capital investment by fostering the creation of industrial facilities and industrial parks within the port district and to endeavor to increase the volume of commerce, and to promote the establishment of a foreign trade zone within the port districts. Currently, there are 14 port authorities and one three-state port commission in the state.

In calendar year 2012, approximately 30 million tons of cargo was transferred by barge through the state's public and private ports. This translates to over 1.1 million additional semi-trucks on our highway system if navigation on the state's two inland waterways ceases. Barges are more fuel-efficient compared to rail or trucks. One gallon of diesel fuel will move one ton of freight 155 miles by truck, 413 miles by train and 576 miles by barge. This equates to barge movement of goods being 1.4 times more fuel-efficient than rail and 3.7 times more fuel-efficient than trucks. In addition, barges are less intrusive, more cost effective and better for the environment than rail or trucks.

The Governor's Recommendation is the same amount as the department's request.

NEW DECISION ITEM
RANK: 15 OF 17

Department of Transportation	Budget Unit: <u>Multimodal Operations</u>
Division: <u>Multimodal Operations</u>	
DI Name: <u>Port Authorities Expansion</u>	DI# <u>1605017</u>

4. DESCRIBE THE DETAILED ASSUMPTIONS USED TO DERIVE THE SPECIFIC REQUESTED AMOUNT. (How did you determine that the requested number of FTE were appropriate? From what source or standard did you derive the requested levels of funding? Were alternatives such as outsourcing or automation considered? If based on new legislation, does request tie to TAFP fiscal note? If not, explain why. Detail which portions of the request are one-times and how those amounts were calculated.)

MoDOT is requesting a \$25,000 increase to provide additional state assistance to promote and assist in the growth of active and developing ports as their administrative costs are increasing as ports become more active.

5. BREAK DOWN THE REQUEST BY BUDGET OBJECT CLASS, JOB CLASS, AND FUND SOURCE. IDENTIFY ONE-TIME COSTS.

Budget Object Class	Job Class	Dept Req DOLLARS	GR	Dept Req FTE	GR	Dept Req FED DOLLARS	FTE	Dept Req OTHER DOLLARS	FTE	Dept Req TOTAL DOLLARS	FTE	Dept Req One-Time DOLLARS
										\$0	0.0	
								\$0		\$0	0.0	\$0
Total PS		\$0		0.0		\$0		\$0	0.0	\$0	0.0	\$0
										\$0		\$0
										\$0		\$0
										\$0		\$0
										\$0		\$0
Total EE		\$0				\$0		\$0		\$0		\$0
	800	\$0						\$25,000		\$25,000		\$0
Total PSD		\$0				\$0		\$25,000		\$25,000		\$0
Grand Total		\$0		0.0		\$0		\$25,000	0.0	\$25,000	0.0	\$0

NEW DECISION ITEM
RANK: 15 OF 17

Department of Transportation		Budget Unit: Multimodal Operations										
Division: Multimodal Operations												
DI Name: Port Authorities Expansion		DI# 1605017										
Budget Object Class	Job Class	Gov Req DOLLARS	GR	Gov Req GR	FTE	Gov Req FED DOLLARS	Gov Req FED FTE	Gov Req OTHER DOLLARS	Gov Req OTHER FTE	Gov Req TOTAL DOLLARS	Gov Req TOTAL FTE	Gov Req One-Time DOLLARS
										\$0	0.0	
Total PS		\$0		0.0		\$0	0.0	\$0	0.0	\$0	0.0	\$0
										\$0		\$0
										\$0		\$0
										\$0		\$0
										\$0		\$0
										\$0		\$0
Total EE		\$0				\$0		\$0		\$0		\$0
	800							\$25,000		\$25,000		\$0
Total PSD		\$0				\$0		\$25,000		\$25,000		\$0
Grand Total		\$0		0.0		\$0	0.0	\$25,000	0.0	\$25,000	0.0	\$0

RANK: 15 OF 17 NEW DECISION ITEM

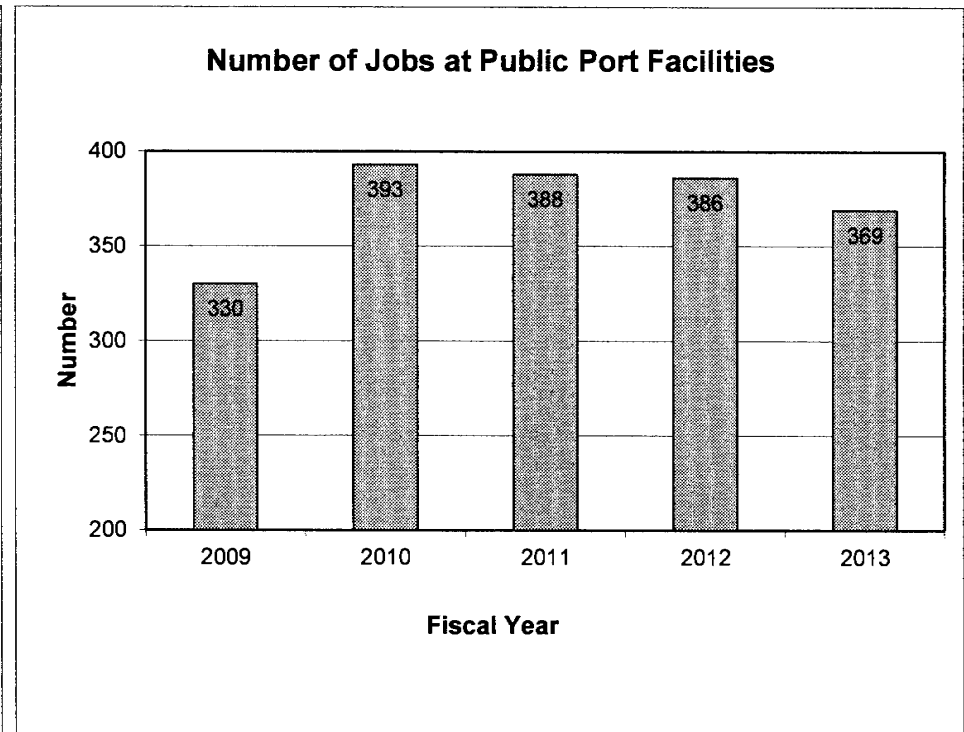
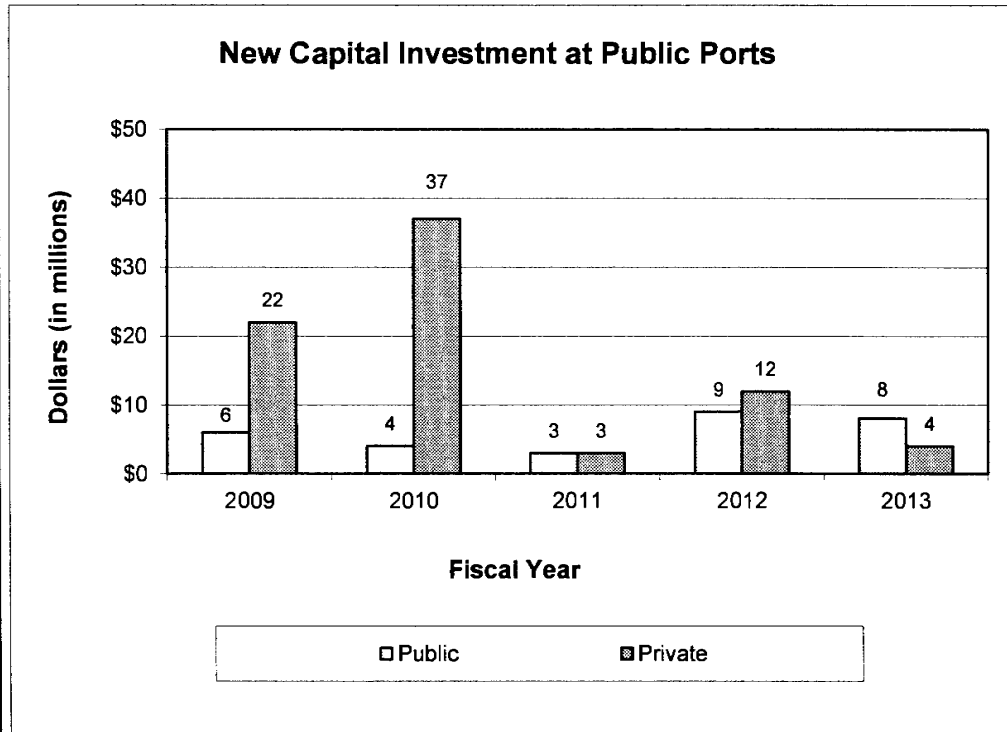
Department of Transportation
 Division: Multimodal Operations
 DI Name: Port Authorities Expansion DI# 1605017

Budget Unit: Multimodal Operations

6. PERFORMANCE MEASURES (If new decision item has an associated core, separately identify projected performance with & without additional funding.)

6a. Provide an effectiveness measure.

6b. Provide an efficiency measure.



6c. Provide the number of clients/individuals served, if applicable.

6d. Provide a customer satisfaction measure, if available.

There are 14 port authorities and one three-state port commission in Missouri.

N/A

NEW DECISION ITEM
RANK: 15 OF 17

Department of Transportation	Budget Unit:	Multimodal Operations
Division: Multimodal Operations		
DI Name: Port Authorities Expansion	DI#	1605017

7. STRATEGIES TO ACHIEVE THE PERFORMANCE MEASUREMENT TARGETS:

Inform the public about the benefits and alternatives offered by non-highway modes of transportation.

Increase awareness and support of Multimodal programs and resources.

DECISION ITEM DETAIL

Budget Unit	FY 2013	FY 2013	FY 2014	FY 2014	FY 2015	FY 2015	FY 2015	FY 2015
Decision Item	ACTUAL	ACTUAL	BUDGET	BUDGET	DEPT REQ	DEPT REQ	GOV REC	GOV REC
Budget Object Class	DOLLAR	FTE	DOLLAR	FTE	DOLLAR	FTE	DOLLAR	FTE
PORT AUTH FINANCIAL ASST								
Port Authority Fin Assist-STF - 1605017								
PROGRAM DISTRIBUTIONS	0	0.00	0	0.00	25,000	0.00	25,000	0.00
TOTAL - PD	0	0.00	0	0.00	25,000	0.00	25,000	0.00
GRAND TOTAL	\$0	0.00	\$0	0.00	\$25,000	0.00	\$25,000	0.00
GENERAL REVENUE	\$0	0.00	\$0	0.00	\$0	0.00	\$0	0.00
FEDERAL FUNDS	\$0	0.00	\$0	0.00	\$0	0.00	\$0	0.00
OTHER FUNDS	\$0	0.00	\$0	0.00	\$25,000	0.00	\$25,000	0.00

DECISION ITEM SUMMARY

Budget Unit								
Decision Item	FY 2013	FY 2013	FY 2014	FY 2014	FY 2015	FY 2015	FY 2015	FY 2015
Budget Object Summary	ACTUAL	ACTUAL	BUDGET	BUDGET	DEPT REQ	DEPT REQ	GOV REC	GOV REC
Fund	DOLLAR	FTE	DOLLAR	FTE	DOLLAR	FTE	DOLLAR	FTE
PORT AUTH CAPITAL IMPROVEMT P								
CORE								
PROGRAM-SPECIFIC								
GENERAL REVENUE	0	0.00	3,000,000	0.00	3,000,000	0.00	3,000,000	0.00
TOTAL - PD	0	0.00	3,000,000	0.00	3,000,000	0.00	3,000,000	0.00
TOTAL	0	0.00	3,000,000	0.00	3,000,000	0.00	3,000,000	0.00
GRAND TOTAL	\$0	0.00	\$3,000,000	0.00	\$3,000,000	0.00	\$3,000,000	0.00

CORE DECISION ITEM

Department of Transportation	Budget Unit: Multimodal Operations
Division: Multimodal Operations	
Core: Port Authorities Capital Improvement	

1. CORE FINANCIAL SUMMARY

	FY 2015 Budget Request					FY 2015 Governor's Recommendation			
	GR	Federal	Other	Total		GR	Federal	Other	Total
PS	\$0	\$0	\$0	\$0	PS	\$0	\$0	\$0	\$0
EE	\$0	\$0	\$0	\$0	EE	\$0	\$0	\$0	\$0
PSD	\$3,000,000	\$0	\$0	\$3,000,000	PSD	\$3,000,000	\$0	\$0	\$3,000,000
Total	\$3,000,000	\$0	\$0	\$3,000,000	Total	\$3,000,000	\$0	\$0	\$3,000,000

FTE	0.00	0.00	0.00	0.00	FTE	0.00	0.00	0.00	0.00
-----	------	------	------	------	-----	------	------	------	------

Est. Fringe	\$0	\$0	\$0	\$0	Est. Fringe	\$0	\$0	\$0	\$0
--------------------	-----	-----	-----	-----	--------------------	-----	-----	-----	-----

Note: Fringes budgeted in House Bill 5 except for certain fringes budgeted directly to MoDOT, Highway Patrol, and Conservation.

Note: Fringes budgeted in House Bill 5 except for certain fringes budgeted directly to MoDOT, Highway Patrol, and Conservation.

Other Funds:

Other Funds:

2. CORE DESCRIPTION

This appropriation establishes funding for port authorities which can be used to develop infrastructure and assist in carrying out their mission per Chapter 68, RSMo. The funding would provide no more than 80 percent of the total costs with local port authorities providing the remaining amount. A five year capital improvement program is on file with MoDOT.

A capital investment program would provide additional site development and increase commerce on Missouri's waterways, improve connections between transportation modes and spur economic growth.

The Governor's Recommendation is the same amount as the department's request.

3. PROGRAM LISTING (list programs included in this core funding)

Applications have been submitted by 13 port authorities and 1 three-state port commission. MoDOT continues to work with partners to identify, prioritize and finalize projects. Below is a draft list of potential projects.

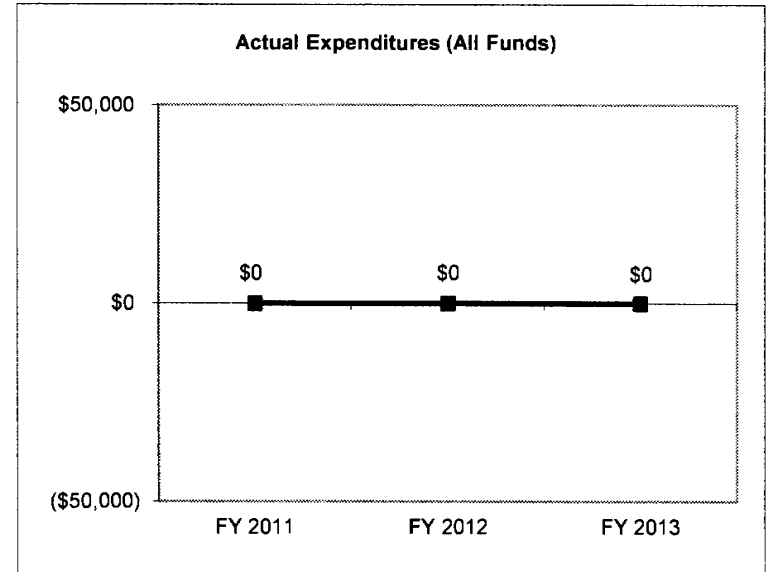
Port	Project Description	GR Requested	Local Match	Total Project Cost
Lewis Canton	Terminal Improvements	\$ 51,200	\$ 12,800	\$ 64,000
Jefferson County	Property Acquisition	\$ 500,000	\$ 125,000	\$ 625,000
Mississippi County	Security System	\$ 32,000	\$ 8,000	\$ 40,000
Kansas City	Rail Connection and Repair	\$ 597,600	\$ 149,400	\$ 747,000
New Madrid	Property Acquisition	\$ 597,600	\$ 149,400	\$ 747,000
SEMO	Rail Improvements	\$ 424,000	\$ 106,000	\$ 530,000
New Bourbon	Road Access Improvements	\$ 200,000	\$ 50,000	\$ 250,000
St. Joseph	Construction of Liquid Storage Facilities	\$ 597,600	\$ 149,400	\$ 747,000
		\$ 3,000,000	\$ 750,000	\$ 3,750,000

CORE DECISION ITEM

Department of Transportation	Budget Unit: <u>Multimodal Operations</u>
Division: Multimodal Operations	
Core: Port Authorities Capital Improvement	

4. FINANCIAL HISTORY

	FY 2011 Actual	FY 2012 Actual	FY 2013 Actual	FY 2014 Current Yr.
Appropriation (All Funds)	\$0	\$0	\$0	\$3,000,000
Less Reverted (All Funds)	\$0	\$0	\$0	N/A
Budget Authority (All Funds)	\$0	\$0	\$0	N/A
Actual Expenditures (All Funds)	\$0	\$0	\$0	N/A
Unexpended (All Funds)	\$0	\$0	\$0	N/A
Unexpended, by Fund:				
General Revenue	\$0	\$0	\$0	N/A
Federal	\$0	\$0	\$0	N/A
Other	\$0	\$0	\$0	N/A



Reverted includes Governor's standard 3 percent reserve (when applicable) and any extraordinary withholdings.

NOTES:

CORE RECONCILIATION

STATE
PORT AUTH CAPITAL IMPROVEMT P

5. CORE RECONCILIATION

	Budget Class	FTE	GR	Federal	Other	Total	Explanation
TAFP AFTER VETOES							
	PD	0.00	3,000,000	0	0	3,000,000	
	Total	0.00	3,000,000	0	0	3,000,000	
DEPARTMENT CORE REQUEST							
	PD	0.00	3,000,000	0	0	3,000,000	
	Total	0.00	3,000,000	0	0	3,000,000	
GOVERNOR'S RECOMMENDED CORE							
	PD	0.00	3,000,000	0	0	3,000,000	
	Total	0.00	3,000,000	0	0	3,000,000	

DECISION ITEM DETAIL

Budget Unit	FY 2013	FY 2013	FY 2014	FY 2014	FY 2015	FY 2015	FY 2015	FY 2015
Decision Item	ACTUAL	ACTUAL	BUDGET	BUDGET	DEPT REQ	DEPT REQ	GOV REC	GOV REC
Budget Object Class	DOLLAR	FTE	DOLLAR	FTE	DOLLAR	FTE	DOLLAR	FTE
PORT AUTH CAPITAL IMPROVEMT P								
CORE								
PROGRAM DISTRIBUTIONS	0	0.00	3,000,000	0.00	3,000,000	0.00	3,000,000	0.00
TOTAL - PD	0	0.00	3,000,000	0.00	3,000,000	0.00	3,000,000	0.00
GRAND TOTAL	\$0	0.00	\$3,000,000	0.00	\$3,000,000	0.00	\$3,000,000	0.00
GENERAL REVENUE	\$0	0.00	\$3,000,000	0.00	\$3,000,000	0.00	\$3,000,000	0.00
FEDERAL FUNDS	\$0	0.00	\$0	0.00	\$0	0.00	\$0	0.00
OTHER FUNDS	\$0	0.00	\$0	0.00	\$0	0.00	\$0	0.00

PROGRAM DESCRIPTION

Department of Transportation
 Division: Multimodal Operations
 Core: Port Authorities Capital Improvement

1. What does this program do?

This appropriation establishes funding for port authorities which can be used to develop infrastructure and assist in carrying out their mission per Chapter 68, RSMo. The funding would provide no more than 80 percent of the total costs with local port authorities providing the remaining amount. A five year capital improvement program is on file with MoDOT.

A capital investment program would provide additional site development and increase commerce on Missouri's waterways, improve connections between transportation modes and spur economic growth.

2. What is the authorization for this program, i.e., federal or state statute, etc.? (Include the federal program number, if applicable.)

Article IV, Section 30(c), MO Constitution and 33.543, RSMo


3. Are there federal matching requirements? If yes, please explain.

No

4. Is this a federally mandated program? If yes, please explain.

No

5. Provide actual expenditures for the prior three fiscal years and planned expenditures for the current fiscal year.



6. What are the sources of the "Other" funds?

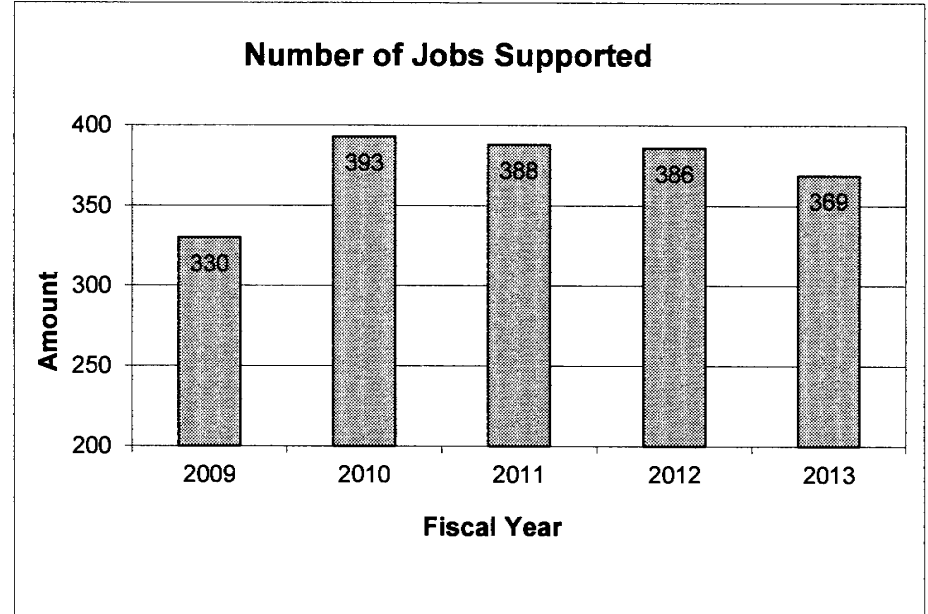
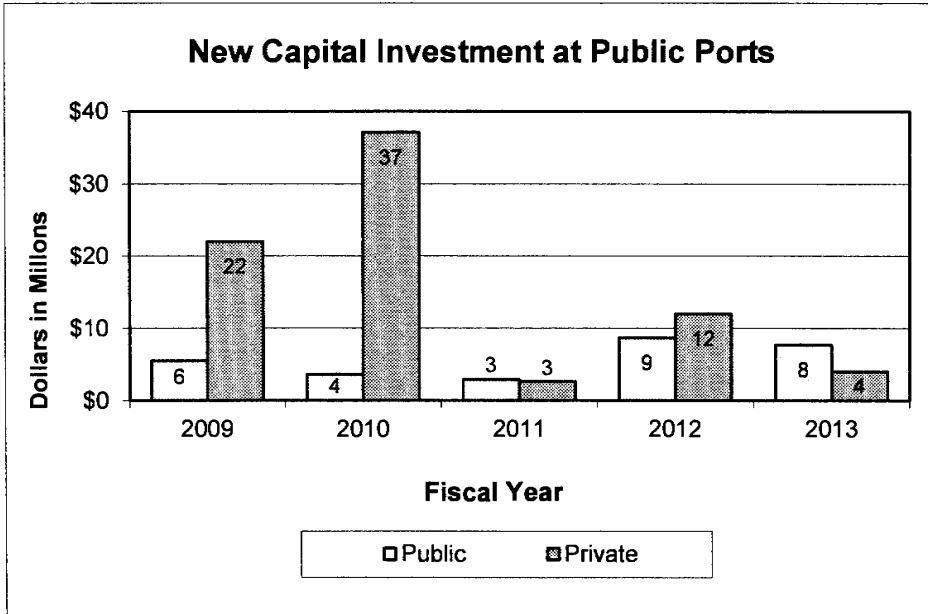
N/A

PROGRAM DESCRIPTION

Department of Transportation
Division: Multimodal Operations
Core: Port Authorities Capital Improvement

6a. Provide an effectiveness measure.

6b. Provide an efficiency measure.



6c. Provide the number of clients/individuals served, if applicable.

There are 14 port authorities and 1 three-state port commission in Missouri.

6d. Provide a customer satisfaction measure, if available.

N/A

DECISION ITEM SUMMARY

Budget Unit								
Decision Item	FY 2013	FY 2013	FY 2014	FY 2014	FY 2015	FY 2015	FY 2015	FY 2015
Budget Object Summary	ACTUAL	ACTUAL	BUDGET	BUDGET	DEPT REQ	DEPT REQ	GOV REC	GOV REC
Fund	DOLLAR	FTE	DOLLAR	FTE	DOLLAR	FTE	DOLLAR	FTE
FREIGHT ENHANCEMENT FUNDS								
CORE								
PROGRAM-SPECIFIC								
STATE TRANSPORTATION FUND	0	0.00	850,000	0.00	650,000	0.00	650,000	0.00
TOTAL - PD	0	0.00	850,000	0.00	650,000	0.00	650,000	0.00
TOTAL	0	0.00	850,000	0.00	650,000	0.00	650,000	0.00
GRAND TOTAL	\$0	0.00	\$850,000	0.00	\$650,000	0.00	\$650,000	0.00

CORE DECISION ITEM

Department of Transportation Division: Multimodal Operations Core: Freight Enhancement Funds	Budget Unit: <u>Multimodal Operations</u>
---	--

1. CORE FINANCIAL SUMMARY

	FY 2015 Budget Request					FY 2015 Governor's Recommendation			
	GR	Federal	Other	Total		GR	Federal	Other	Total
PS	\$0	\$0	\$0	\$0	PS	\$0	\$0	\$0	\$0
EE	\$0	\$0	\$0	\$0	EE	\$0	\$0	\$0	\$0
PSD	\$0	\$0	\$650,000	\$650,000	PSD	\$0	\$0	\$650,000	\$650,000
Total	\$0	\$0	\$650,000	\$650,000	Total	\$0	\$0	\$650,000	\$650,000
FTE	0.00	0.00	0.00	0.00	FTE	0.00	0.00	0.00	0.00

Est. Fringe	\$0	\$0	\$0	\$0
--------------------	-----	-----	-----	-----

Note: Fringes budgeted in House Bill 5 except for certain fringes budgeted directly to MoDOT, Highway Patrol, and Conservation.

Est. Fringe	\$0	\$0	\$0	\$0
--------------------	-----	-----	-----	-----

Note: Fringes budgeted in House Bill 5 except for certain fringes budgeted directly to MoDOT, Highway Patrol, and Conservation.

Other Funds: State Transportation Fund (0675)

Other Funds: State Transportation Fund (0675)

2. CORE DESCRIPTION

This appropriation establishes funding for non-highway capital improvement projects to increase use of waterways, remove modal bottlenecks and improve connections between modes. The funding provides no more than 80 percent of the total cost of projects with local entities providing the remaining amount.

In calendar year 2012, 877 million tons of freight moved into, out of and through Missouri. Based on forecasts by the United States Department of Transportation, tonnage moved is predicted to grow 50 percent in the next 30 years. Missouri's freight networks must be improved to provide capacity for increasing tonnage. The efficiency of freight movement largely determines the price and competitiveness of Missouri products in the national and international markets.

The Governor's Recommendation is the same amount as the department's request.

3. PROGRAM LISTING (list programs included in this core funding)

Applications have been submitted by port authorities, Burlington Northern Sante Fe (BNSF) Railroad, and Truck Ferry. MoDOT continues to work with partners to identify, prioritize and finalize projects. Below is a draft list of potential projects.

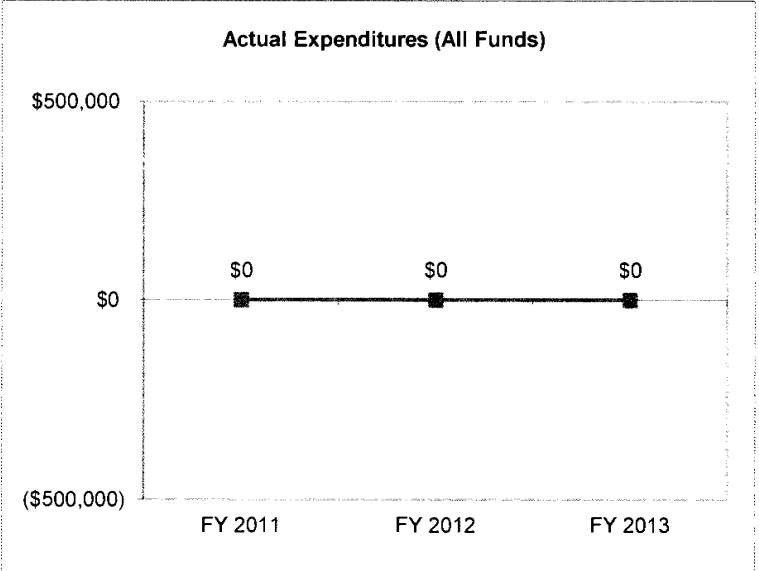
Sponsor	Requested Funding	Local Match	Total Project Cost
BNSF Railroad - Upgrade south track at Springfield BNSF yard	\$ 261,000	\$ 138,000	\$ 399,000
Saint Louis City - Improvements to municipal river terminal dock	\$ 389,400	\$ 97,350	\$ 486,750
	\$ 650,400	\$ 235,350	\$ 885,750

CORE DECISION ITEM

Department of Transportation	Budget Unit: <u>Multimodal Operations</u>
Division: Multimodal Operations	
Core: Freight Enhancement Funds	

4. FINANCIAL HISTORY

	FY 2011 Actual	FY 2012 Actual	FY 2013 Actual	FY 2014 Current Yr.
Appropriation (All Funds)	\$0	\$0	\$0	\$850,000
Less Reverted (All Funds)	\$0	\$0	\$0	N/A
Budget Authority (All Funds)	\$0	\$0	\$0	N/A
Actual Expenditures (All Funds)	\$0	\$0	\$0	N/A
Unexpended (All Funds)	\$0	\$0	\$0	N/A
Unexpended, by Fund:				
General Revenue	\$0	\$0	\$0	N/A
Federal	\$0	\$0	\$0	N/A
Other	\$0	\$0	\$0	N/A



Reverted includes Governor's standard 3 percent reserve (when applicable) and any extraordinary withholdings.

NOTES:

CORE RECONCILIATION

STATE
FREIGHT ENHANCEMENT FUNDS

5. CORE RECONCILIATION

	Budget Class	FTE	GR	Federal	Other	Total	Explanation
TAFP AFTER VETOES							
	PD	0.00	0	0	850,000	850,000	
	Total	0.00	0	0	850,000	850,000	
DEPARTMENT CORE ADJUSTMENTS							
Core Reduction	[#15] PD	0.00	0	0	(200,000)	(200,000)	8248 reduced to better reflect projected expenditures.
NET DEPARTMENT CHANGES		0.00	0	0	(200,000)	(200,000)	
DEPARTMENT CORE REQUEST							
	PD	0.00	0	0	650,000	650,000	
	Total	0.00	0	0	650,000	650,000	
GOVERNOR'S RECOMMENDED CORE							
	PD	0.00	0	0	650,000	650,000	
	Total	0.00	0	0	650,000	650,000	

DECISION ITEM DETAIL

Budget Unit	FY 2013	FY 2013	FY 2014	FY 2014	FY 2015	FY 2015	FY 2015	FY 2015
Decision Item	ACTUAL	ACTUAL	BUDGET	BUDGET	DEPT REQ	DEPT REQ	GOV REC	GOV REC
Budget Object Class	DOLLAR	FTE	DOLLAR	FTE	DOLLAR	FTE	DOLLAR	FTE
FREIGHT ENHANCEMENT FUNDS								
CORE								
PROGRAM DISTRIBUTIONS	0	0.00	850,000	0.00	650,000	0.00	650,000	0.00
TOTAL - PD	0	0.00	850,000	0.00	650,000	0.00	650,000	0.00
GRAND TOTAL	\$0	0.00	\$850,000	0.00	\$650,000	0.00	\$650,000	0.00
GENERAL REVENUE	\$0	0.00	\$0	0.00	\$0	0.00	\$0	0.00
FEDERAL FUNDS	\$0	0.00	\$0	0.00	\$0	0.00	\$0	0.00
OTHER FUNDS	\$0	0.00	\$850,000	0.00	\$650,000	0.00	\$650,000	0.00

PROGRAM DESCRIPTION

Department of Transportation
Division: Multimodal Operations
Core: Freight Enhancement Funds

1. What does this program do?

This appropriation establishes funding for non-highway capital improvement projects to increase use of waterways, remove modal bottlenecks and improve connections between modes. The funding provides no more than 80 percent of the total cost of projects with local entities providing the remaining amount.

In calendar year 2012, 877 million tons of freight moved into, out of and through Missouri. Based on forecasts by the United States Department of Transportation, tonnage moved is predicted to grow 50 percent in the next 30 years. Missouri's freight networks must be improved to provide capacity for increasing tonnage. The efficiency of freight movement largely determines the price and competitiveness of Missouri products in the national and international markets.

2. What is the authorization for this program, i.e., federal or state statute, etc.? (Include the federal program number, if applicable.)

Article IV, Section 30(c), MO Constitution and 226.225, RSMo


3. Are there federal matching requirements? If yes, please explain.

No.

4. Is this a federally mandated program? If yes, please explain.

No.

5. Provide actual expenditures for the prior three fiscal years and planned expenditures for the current fiscal year.



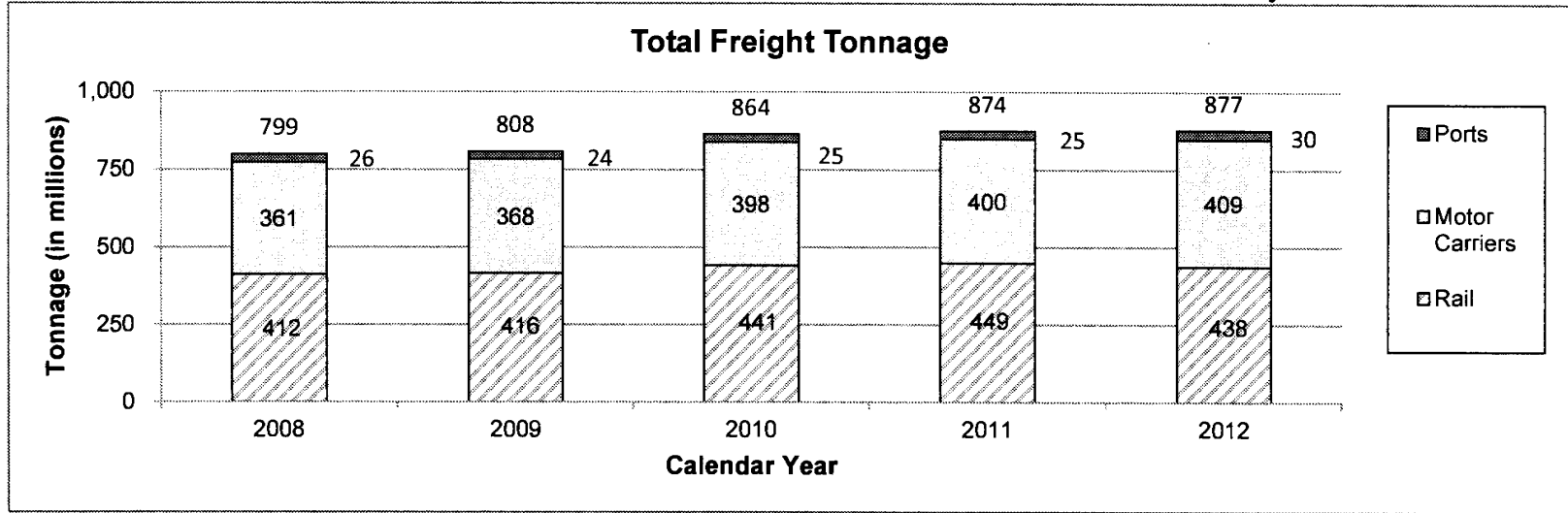
6. What are the sources of the "Other" funds?

State Transportation Fund (0675)

Department of Transportation
Division: Multimodal Operations
Core: Freight Enhancement Funds

7a. Provide an effectiveness measure.

7b. Provide an efficiency measure.



* Includes Aviation tonnage, however it is a minimal amount of 300 tons or less.
 Data for 2013 was not available at the time of publication.

7c. Provide the number of clients/individuals served, if applicable.

Applications have been received from port authorities, railroads, and Truck Ferry. Three projects will be funded from these applications.

7d. Provide a customer satisfaction measure, if available.

N/A