


MISSOURI DEPARTMENT OF

MENTAL  
HEALTH



***FY 2015 BUDGET  
GOVERNOR  
RECOMMENDS***

***Departmentwide,  
Office of Director and  
Division of Alcohol and  
Drug Abuse  
(Book 1 of 2)***

***January 2014***



**DEPARTMENT OF MENTAL HEALTH  
FY 2015 GOVERNOR RECOMMENDS  
TABLE OF CONTENTS**

<b>PAGE</b>	<b>DECISION ITEM NAME</b>
<b>1</b>	<b>OVERVIEW</b>
<b>3</b>	<b>STATE AUDITOR'S REPORT, OVERSIGHT AND EVALUATIONS AND MO SUNSET ACT REPORTS SUPPLEMENTAL REQUEST</b>
<b>7</b>	<i>Overtime</i>
<b>14</b>	<i>DD Residential Waivers</i>
<b>23</b>	<i>Court Ordered Legal Fees</i>
<b>28</b>	<i>DMH Additional Authority</i>
<b>33</b>	<b>SUPPLEMENTAL TOTALS</b>
<b>34</b>	<b>DEPARTMENT TOTALS</b>
	<b>DEPARTMENTWIDE</b>
<b>36</b>	<i>New - Increased Medical Care Costs</i>
<b>71</b>	<i>New - Increased Medication Costs</i>
<b>94</b>	<i>New - DMH Utilization Increase</i>
<b>104</b>	<i>New - General Structure Adjustment - Cost of Living (CTC)</i>
<b>186</b>	<i>New - FY14 DMH Provider Rate Increase</i>
<b>196</b>	<i>New - Additional DMH Authority</i>
<b>203</b>	<i>New - DMH FMAP Adjustment</i>
<b>210</b>	<i>New - PAB Recommended Position Increase</i>
<b>245</b>	<i>New - Medicaid Expansion</i>
<b>250</b>	<i>New - Overtime Cost-to-Continue</i>
<b>254</b>	<i>New - FY15 DMH Provider Rate Increase</i>
<b>266</b>	<i>New - General Structure Adjustment - Cost of Living</i>

**DEPARTMENT OF MENTAL HEALTH  
FY 2015 GOVERNOR RECOMMENDS  
TABLE OF CONTENTS**

PAGE	DECISION ITEM NAME
	<b>OFFICE OF DIRECTOR</b>
366	<b>Director's Office - Core</b>
370	<b>Program Description - Administration (Director's Office)</b>
374	<b>Overtime - Core</b>
383	<b>ITSD ADA Federal Transfer Section - Core</b>
388	<b>Operational Support - Core</b>
394	<b>Program Description - Administration (Operational Support)</b>
400	<b>Department Staff Training - Core</b>
404	<b>Program Description - Staff Training</b>
408	<b>Refunds - Core</b>
413	<b>Abandoned Fund Transfer - Core</b>
418	<b>Mental Health Trust Fund - Core</b>
423	<b>Federal Funds - Core</b>
428	<b>Children's System of Care Program - Core</b>
433	<b>Program Description - Children's System of Care</b>
438	<i>New - PROMISE Grant</i>
444	<b>Housing Assistance - Core</b>
448	<b>Program Description - Housing Assistance</b>
453	<b>Medicaid Payments Related to State Operated ICF/MR UPL Claim Payments - Core</b>
458	<b>Intergovernmental Transfer/Disproportionate Share Payments - Core</b>
463	<b>GR Transfer Section - Core</b>
468	<b>IGT DMH Medicaid Transfer - Core</b>
473	<b>DSH Transfer - Core</b>
477	<b>OPERATING BUDGET TOTAL - Office of Director</b>

**DEPARTMENT OF MENTAL HEALTH  
FY 2015 GOVERNOR RECOMMENDS  
TABLE OF CONTENTS**

PAGE	DECISION ITEM NAME
	<b>DIVISION OF ALCOHOL AND DRUG ABUSE</b>
480	<b>ADA Administration - Core</b>
485	<b>Program Description - ADA Administration</b>
491	<b>ADA Prevention and Education Services - Core</b>
497	<b>Program Description - School-based Prevention (S.P.I.R.I.T)</b>
500	<b>Program Description - Community-based Prevention</b>
505	<i>New - Safe Schools/Healthy Students Grant</i>
515	<b>ADA Treatment Services - Core</b>
522	<b>Program Description - Comprehensive Substance Treatment and Rehabilitation</b>
528	<b>Program Description - Primary Recovery</b>
533	<b>ADA Compulsive Gambling Treatment - Core</b>
537	<b>Program Description - Compulsive Gambling</b>
542	<b>ADA Substance Abuse Traffic Offender Program (SATOP) - Core</b>
546	<b>Program Description - SATOP</b>
549	<b>OPERATING BUDGET TOTAL - Division of ADA</b>
550	<b>GLOSSARY</b>

**Department of Mental Health**  
**Fiscal Year 2015 Budget**  
**OVERVIEW**

## **Background**

Throughout the years, the Department of Mental Health has sought to improve the condition of persons with mental illness, developmental disabilities and alcohol and substance abuse. Created in 1945, the Department operates under the statutory authority of Chapters 630, 631, 632, and 633 RSMo. Our mission is working side by side with individuals, families, agencies and diverse communities. The Department of Mental Health establishes policies, standards and quality outcomes for prevention, education, habilitation, rehabilitation and treatment for Missourians challenged by mental illness, substance abuse/addiction and developmental disabilities. The Department implements policy and programs through three program divisions – Comprehensive and Psychiatric Services, Developmental Disabilities, and Alcohol and Drug Abuse. Services are provided through an array of community-based programs and outpatient clinics, inpatient hospitals, long-term rehabilitation centers and habilitation centers. The Department operates under the advice of a seven member Mental Health Commission appointed by the Governor.

The Department employs approximately 7,445 full-time employees in regional offices and centers, rehabilitation hospitals and habilitation centers, and central administrative offices. These employees, combined with the over 1,500 DMH contract providers, serve more than 170,000 Missourians and their families each year.

## **How Dollars Are Spent and Collected**

As an executive agency, the Department relies on funding recommended by the Governor and approved by the Missouri General Assembly. The Department's FY 2014 budget is approximately 7.9 percent of total state General Revenue operating funds, excluding refunds.

The FY 2014 appropriated total operating budget for the Department of Mental Health is \$1.61 billion.

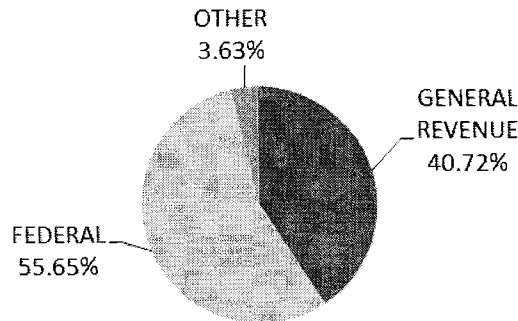
# Department of Mental Health Fiscal Year 2015 Budget OVERVIEW

The Department relies on state General Revenue funds, Federal funds, and Other funds to meet the needs of its consumers. The majority, 55.65 percent, of the Department's FY 2014 budget is from Federal funds, and 40.72 percent is from state General Revenue. Other funds comprise 3.63 percent of the Department's FY 2014 budget and include the Compulsive Gamblers Fund, Mental Health Earnings Fund, Mental Health Trust Fund, Debt Offset Escrow, Health Initiatives Fund, Mental Health Inter-Agency Payment Fund, Healthy Families Trust Fund, Inmate Revolving Fund, Mental Health Local Tax Match Fund, and the Mental Health Intergovernmental Transfer Fund.

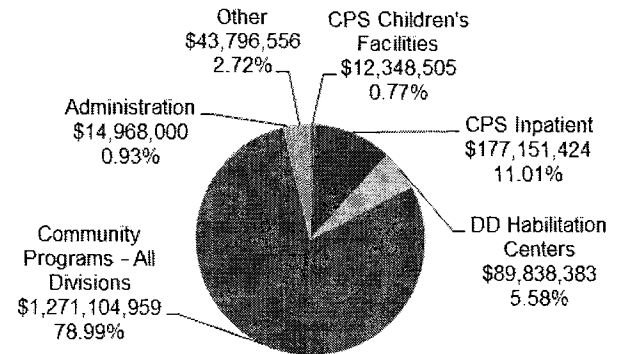
A majority of the Department's budget is dedicated to community programs. This is consistent with national trends in state mental health and developmental disability programs.

Annually, the Department collects receipts from private pay, insurance, Medicare and Medicaid and will generate approximately \$150 million to the state General Revenue fund in FY 2014.

**DEPARTMENT OF MENTAL HEALTH  
FY 2014 APPROPRIATION  
BY FUND SOURCE**



**DEPARTMENT OF MENTAL HEALTH  
FY 2014 APPROPRIATION BY CATEGORY**



## **STATE AUDITOR'S REPORTS, OVERSIGHT EVALUATIONS AND MO SUNSET ACT REPORTS**

Section 33.270 RSMo. requires that budget submissions include information on the most recent reports done by the State Auditor, evaluations done by the Oversight Division of the Committee on Legislative Research, and Missouri Sunset Act reports. Include reports released over the past three years. Agencies must complete the attached form for applicable programs.

1. Program Name – List the name of the program or the division.
2. Type of Report – Indicate if the report is an Audit Report, Oversight Evaluation or a Sunset Act Report.
3. Date Issued –The date the report was issued.
4. Website – The website address where the report can be located.



## State Auditor's Reports, Oversight Evaluations, and Missouri Sunset Act Reports

<b>Program or Division Name</b>	<b>Type of Report</b>	<b>Date Issued</b>	<b>Website</b>
Follow-up Report on Audit Findings-Office of Director	State Auditor's Office	July 2011	<a href="http://www.auditor.mo.gov/press/2011-38.pdf">www.auditor.mo.gov/press/2011-38.pdf</a>
Department of Mental Health – Office of Director	State Auditor's Office	December 2010	<a href="http://www.auditor.mo.gov/press/2010-167.pdf">www.auditor.mo.gov/press/2010-167.pdf</a>
CIMOR System / Data Security	State Auditor's Office	December 2010	<a href="http://www.auditor.mo.gov/press/2010-159.pdf">www.auditor.mo.gov/press/2010-159.pdf</a>

**Programs Subject to Missouri Sunset Act**

<b>Program</b>	<b>Statutes Establishing</b>	<b>Sunset Date</b>	<b>Review Status</b>
Intermediate Care Facility for the Mentally Retarded Assessment	Section 633.401	September 30, 2015	
Foster Care and Adoptive Parents Recruitment and Retention Fund Board	Section 453.600	August 28, 2017	
Developmental Disabilities Waiting List Equity Trust Fund	Section 143.1017	December 31, 2017	



**REPORT 12 - GOVERNOR RECOMMENDS SUPPLEMENTAL**

**DECISION ITEM SUMMARY**

Budget Unit								
Decision Item	SUPPL DEPT	SUPPL DEPT	SUPPL GOV	SUPPL GOV	SUPPL GOV	SUPPL GOV	SUPPL	SUPPL
Budget Object Summary	REQUEST	REQUEST	RECOMMENDED	RECOMMENDED	REL RESERVE	REL RESERVE	MONTHS FOR	POSITION
Fund	DOLLAR	FTE	DOLLAR	FTE	DOLLAR	FTE		
<b>OVERTIME PAY PS</b>								
DMH Overtime - 2650001								
PERSONAL SERVICES								
GENERAL REVENUE	5,834,511	0.00	6,012,057	0.00	126,820	0.00	0	0.00
TOTAL - PS	5,834,511	0.00	6,012,057	0.00	126,820	0.00	0	0.00
<b>TOTAL</b>	<b>5,834,511</b>	<b>0.00</b>	<b>6,012,057</b>	<b>0.00</b>	<b>126,820</b>	<b>0.00</b>	<b>0</b>	<b>0.00</b>
<b>GRAND TOTAL</b>	<b>\$5,834,511</b>	<b>0.00</b>	<b>\$6,012,057</b>	<b>0.00</b>	<b>\$126,820</b>	<b>0.00</b>	<b>\$0</b>	<b>0.00</b>

**SUPPLEMENTAL NEW DECISION ITEM**

<b>Department of Mental Health</b>	<b>Budget Unit: 65106C</b>
<b>Department wide</b>	
<b>Overtime</b> <span style="float:right">DI#: 2650001</span>	<b>Original FY 2014 House Bill Section, if applicable</b> <span style="float:right">10.010</span>

**1. AMOUNT OF REQUEST**

	FY 2014 Supplemental Budget Request				FY 2014 Supplemental Governor's Recommendation				
	GR	Federal	Other	Total	GR	Fed	Other	Total	
PS	5,834,511	0	0	5,834,511	PS	6,012,057	0	0	6,012,057
EE	0	0	0	0	EE	0	0	0	0
PSD	0	0	0	0	PSD	0	0	0	0
TRF	0	0	0	0	TRF	0	0	0	0
<b>Total</b>	<b>5,834,511</b>	<b>0</b>	<b>0</b>	<b>5,834,511</b>	<b>Total</b>	<b>6,012,057</b>	<b>0</b>	<b>0</b>	<b>6,012,057</b>
FTE	0.00	0.00	0.00	0.00	FTE	0.00	0.00	0.00	0.00
POSITIONS	0	0	0	0	POSITIONS	0	0	0	0
NUMBER OF MONTHS POSITIONS ARE NEEDED:	N/A				NUMBER OF MONTHS POSITIONS ARE NEEDED:	N/A			

<b>Est. Fringe</b>	3,077,705	0	0	3,077,705
--------------------	-----------	---	---	-----------

*Note: Fringes budgeted in House Bill 5 except for certain fringes budgeted directly to MoDOT, Highway Patrol, and Conservation.*

<b>Est. Fringe</b>	3,171,360	0	0	3,171,360
--------------------	-----------	---	---	-----------

*Note: Fringes budgeted in House Bill 5 except for certain fringes budgeted directly to MoDOT, Highway Patrol, and Conservation.*

Other Funds: None.  
 \*\$33,670 will be released from reserves to partially fund the revised request.

Other Funds: None.  
 \*\$126,820 will be released from reserves to partially fund the revised request.

**2. WHY IS THIS SUPPLEMENTAL FUNDING NEEDED? INCLUDE THE FEDERAL OR STATE STATUTORY OR CONSTITUTIONAL AUTHORIZATION FOR THIS PROGRAM.**

Senate Bill 367, passed in the 2005 legislative session, allows employees providing direct client care in state institutions that are operated 24 hours a day, 7 days a week to request payment in lieu of compensatory time off. These requests may be made and must be paid each month. This includes federal, state, and holiday time. Additional funding is needed to meet the legislative requirements for overtime pay.

**SUPPLEMENTAL NEW DECISION ITEM**

<b>Department of Mental Health</b>				<b>Budget Unit: 65106C</b>		
<b>Department wide</b>						
<b>Overtime</b>	<b>DI#: 2650001</b>	<b>Original FY 2014 House Bill Section, if applicable</b>		<b>10.010</b>		
<b>3. DESCRIBE THE DETAILED ASSUMPTIONS USED TO DERIVE THE SPECIFIC REQUESTED AMOUNT. (How did you determine that the requested number of FTE were appropriate? How many positions do the requested FTE equal and for how many months do you need the supplemental funding? From what source or standard did you derive the requested levels of funding? Were alternatives such as outsourcing or automation considered? If based on new legislation, does request tie to TAFP fiscal note? If not, explain why.)</b>						
<b>DEPARTMENT REQUEST:</b>						
Additional funding is needed for the payment of direct care staff overtime as required by statute. Funding is requested for projected overtime payments beyond current appropriation.						
	<b>CPS Facilities</b>	<b>Amount</b>		<b>DD Facilities</b>		
	Fulton State Hospital	\$2,442,783		Higginsville \$491,526		
	Hawthorn Children's PRC	\$145,600		Marshall Hab Center \$264,609		
	Northwest MO PRC	\$25,953		Nevada \$467,576		
	St. Louis PRC	\$676,000		St. Louis DDTTC \$274,661		
	Metro St. Louis	\$20,800		SEMORs \$464,699		
	Southwest MO PRC	\$7,198		Bellefontaine Hab Center \$255,070		
	Southeast MO MHC	\$102,930		<b>Sub Total</b> <b>\$2,218,141</b>		
	Southeast MO MHC - SORTS	\$136,795		Less 3% Governor's Reserve (\$12,458)		
	Center for Behavioral Medicine	\$42,500		<b>Total</b> <b>\$2,205,683</b>		
	Cottonwood RTC	\$49,481				
	<b>Sub Total</b>	<b>\$3,650,040</b>		<b>CPS Facilities:</b> <b>\$3,650,040</b>		
	Less 3% Governor's Reserve	(\$21,212)		<b>DD Facilities:</b> <b>\$2,218,141</b>		
	<b>Total</b>	<b>\$3,628,828</b>		<b>Total:</b> <b>\$5,868,181</b>		
<b>HB Section</b>	<b>Approp</b>	<b>Type</b>	<b>Fund</b>	<b>Amount</b>	<b>Less 3%</b>	<b>(\$33,670)</b>
10.010 - Overtime	7031	PS	0101	\$5,868,181		
				Less 3% Governor's Reserve		(\$33,670)
	<b>Total</b>			<b>\$5,834,511</b>		

**SUPPLEMENTAL NEW DECISION ITEM**

<b>Department of Mental Health</b>		<b>Budget Unit: 65106C</b>				
<b>Department wide</b>						
<b>Overtime</b>	<b>DI#: 2650001</b>	<b>Original FY 2014 House Bill Section, if applicable</b>	<b>10.010</b>			
<b>3. DESCRIBE THE DETAILED ASSUMPTIONS USED TO DERIVE THE SPECIFIC REQUESTED AMOUNT. (Continued)</b>						
<b>GOVERNOR RECOMMENDS:</b>						
The department revised its request to reflect more recent information. Additional funding is needed for the payment of direct care staff overtime as required by statute. Funding was requested for projected overtime payments beyond current appropriation.						
<b><u>CPS Facilities</u></b>		<b><u>Amount</u></b>	<b><u>DD Facilities</u></b>			
Fulton State Hospital	\$2,442,783	Higginsville	\$505,498			
Northwest MO PRC	\$25,953	Marshall Hab Center	\$295,609			
St. Louis PRC	\$826,000	Nevada	\$489,311			
Metro St. Louis	\$20,800	St. Louis DDTC	\$315,651			
Southwest MO PRC	\$10,165	SEMORs	\$469,699			
Southeast MO MHC	\$102,930	Bellefontaine Hab Center	\$292,602			
Southeast MO MHC - SORTS	\$136,795	<b>Sub Total</b>	<b>\$2,368,370</b>			
Center for Behavioral Medicine	\$10,000					
Hawthorn CPH	\$145,600	<b>CPS Facilities:</b>	<b>\$3,770,507</b>			
Cottonwood RTC	\$49,481	<b>DD Facilities:</b>	<b>\$2,368,370</b>			
<b>Sub Total</b>	<b>\$3,770,507</b>	<b>Total:</b>	<b>\$6,138,877</b>			
<b>HB Section</b>	<b>Approp</b>	<b>Type</b>	<b>Fund</b>	<b>Amount</b>	<b>Less 3%</b>	<b>(\$126,820)</b>
10.010 - Overtime	7031	PS	0101	\$6,138,877		\$6,012,057
				Less 3% Governor's Reserve		(\$126,820)
	<b>Total</b>			<b>\$6,012,057</b>		

**SUPPLEMENTAL NEW DECISION ITEM**

<b>Department of Mental Health</b>		<b>Budget Unit:</b> <u>65106C</u>
<b>Department wide</b>		
<b>Overtime</b>	<b>DI#: 2650001</b>	<b>Original FY 2014 House Bill Section, if applicable</b> <u>10.010</u>

**4. BREAK DOWN THE REQUEST BY BUDGET OBJECT CLASS, JOB CLASS, AND FUND SOURCE. IDENTIFY ONE-TIME COSTS.**

Budget Object Class/Job Class	Dept Req GR DOLLARS	Dept Req GR FTE	Dept Req FED DOLLARS	Dept Req FED FTE	Dept Req OTHER DOLLARS	Dept Req OTHER FTE	Dept Req TOTAL DOLLARS	Dept Req TOTAL FTE	Dept Req One-Time DOLLARS
100/Other	5,834,511		0				5,834,511		5,834,511
<b>Total PS</b>	<b>5,834,511</b>	<b>0.00</b>	<b>0</b>	<b>0.00</b>	<b>0</b>	<b>0.00</b>	<b>5,834,511</b>	<b>0.00</b>	<b>5,834,511</b>
<b>Grand Total</b>	<b>5,834,511</b>	<b>0.00</b>	<b>0</b>	<b>0.00</b>	<b>0</b>	<b>0.00</b>	<b>5,834,511</b>	<b>0.00</b>	<b>5,834,511</b>

Budget Object Class/Job Class	Gov Rec GR DOLLARS	Gov Rec GR FTE	Gov Rec FED DOLLARS	Gov Rec FED FTE	Gov Rec OTHER DOLLARS	Gov Rec OTHER FTE	Gov Rec TOTAL DOLLARS	Gov Rec TOTAL FTE	Gov Rec One-Time DOLLARS
100/Other	6,012,057		0				6,012,057		6,012,057
<b>Total PS</b>	<b>6,012,057</b>	<b>0.00</b>	<b>0</b>	<b>0.00</b>	<b>0</b>	<b>0.00</b>	<b>6,012,057</b>	<b>0.00</b>	<b>6,012,057</b>
<b>Grand Total</b>	<b>6,012,057</b>	<b>0.00</b>	<b>0</b>	<b>0.00</b>	<b>0</b>	<b>0.00</b>	<b>6,012,057</b>	<b>0.00</b>	<b>6,012,057</b>

**5. PERFORMANCE MEASURES (If new decision item has an associated core, separately identify projected performance with & without additional funding.)**

**5a. Provide an effectiveness measure.**

Not applicable.

**5b. Provide an efficiency measure.**

Not applicable.

**5c. Provide the number of clients/individuals served, if applicable.**

Number of employees earning federal, state or holiday time

	<u>Federal Comp</u>	<u>State Comp</u>	<u>Holiday Comp</u>
FY 2007	5,778	6,245	6,417
FY 2008	5,789	6,214	6,324
FY 2009	5,637	5,846	6,188
FY 2010	5,161	5,310	5,736
FY 2011	4,761	4,932	5,378
FY 2012	4,902	4,842	5,333
FY 2013	5,035	4,961	5,408

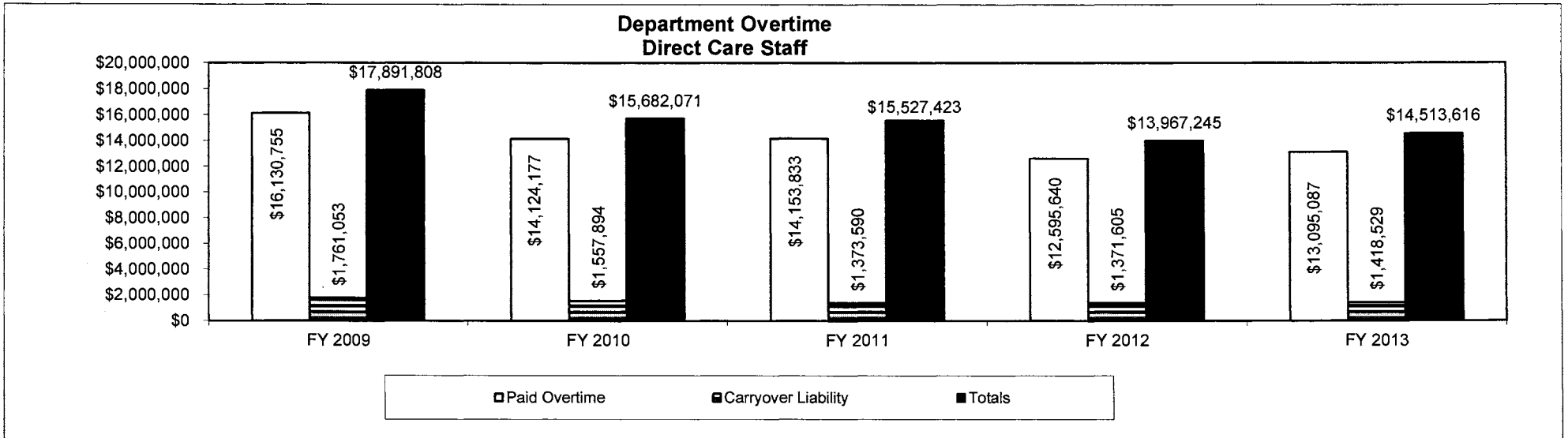


**SUPPLEMENTAL NEW DECISION ITEM**

<b>Department of Mental Health</b>	<b>Budget Unit: 65106C</b>
<b>Department wide</b>	
<b>Overtime</b>	<b>DI#: 2650001</b>
	<b>Original FY 2014 House Bill Section, if applicable</b>
	<b>10.010</b>

**5. PERFORMANCE MEASURES (Continued)**

**5c. Provide the number of clients/individuals served, if applicable. (Continued)**



**5d. Provide a customer satisfaction measure, if available.**

Not applicable.

**6. STRATEGIES TO ACHIEVE THE PERFORMANCE MEASUREMENT TARGETS:**

Funds will be utilized to pay overtime obligations as required by statute.

**REPORT 13 - GOVERNOR RECOMMENDS SUPPLEMENTAL**

**DECISION ITEM DETAIL**

Budget Unit	SUPPL DEPT	SUPPL DEPT	SUPPL GOV	SUPPL GOV	SUPPL GOV	SUPPL GOV	SUPPL	SUPPL
Decision Item	REQUEST	REQUEST	RECOMMENDED	RECOMMENDED	REL RESERVE	REL RESERVE	MONTHS FOR	POSITION
Budget Object Class	DOLLAR	FTE	DOLLAR	FTE	DOLLAR	FTE		
<b>OVERTIME PAY PS</b>								
<b>DMH Overtime - 2650001</b>								
OTHER	5,834,511	0.00	6,012,057	0.00	126,820	0.00	0	0.00
<b>TOTAL - PS</b>	<b>5,834,511</b>	<b>0.00</b>	<b>6,012,057</b>	<b>0.00</b>	<b>126,820</b>	<b>0.00</b>	<b>0</b>	<b>0.00</b>
<b>GRAND TOTAL</b>	<b>\$5,834,511</b>	<b>0.00</b>	<b>\$6,012,057</b>	<b>0.00</b>	<b>\$126,820</b>	<b>0.00</b>	<b>\$0</b>	<b>0.00</b>
GENERAL REVENUE	\$5,834,511	0.00	\$6,012,057	0.00	\$126,820	0.00		0.00
FEDERAL FUNDS	\$0	0.00	\$0	0.00	\$0	0.00		0.00
OTHER FUNDS	\$0	0.00	\$0	0.00	\$0	0.00		0.00

**REPORT 12 - GOVERNOR RECOMMENDS SUPPLEMENTAL**

**DECISION ITEM SUMMARY**

Budget Unit	SUPPL DEPT	SUPPL DEPT	SUPPL GOV	SUPPL GOV	SUPPL GOV	SUPPL GOV	SUPPL	SUPPL
Decision Item	REQUEST	REQUEST	RECOMMENDED	RECOMMENDED	REL RESERVE	REL RESERVE	MONTHS FOR	POSITION
Budget Object Summary	DOLLAR	FTE	DOLLAR	FTE	DOLLAR	FTE		
Fund	DOLLAR	FTE	DOLLAR	FTE	DOLLAR	FTE		
<b>COMMUNITY PROGRAMS</b>								
<b>DMH Additional Authority - 2650002</b>								
PROGRAM-SPECIFIC								
DEPT MENTAL HEALTH	10,000,000	0.00	10,000,000	0.00	0	0.00	0	0.00
MH INTERAGENCY PAYMENTS	2,000,000	0.00	2,000,000	0.00	0	0.00	0	0.00
TOTAL - PD	12,000,000	0.00	12,000,000	0.00	0	0.00	0	0.00
<b>TOTAL</b>	<b>12,000,000</b>	<b>0.00</b>	<b>12,000,000</b>	<b>0.00</b>	<b>0</b>	<b>0.00</b>	<b>0</b>	<b>0.00</b>
<b>DD Residential Waivers - 2650004</b>								
PROGRAM-SPECIFIC								
GENERAL REVENUE	9,315,556	0.00	9,315,556	0.00	0	0.00	0	0.00
DEPT MENTAL HEALTH	15,112,281	0.00	15,112,281	0.00	0	0.00	0	0.00
TOTAL - PD	24,427,837	0.00	24,427,837	0.00	0	0.00	0	0.00
<b>TOTAL</b>	<b>24,427,837</b>	<b>0.00</b>	<b>24,427,837</b>	<b>0.00</b>	<b>0</b>	<b>0.00</b>	<b>0</b>	<b>0.00</b>
<b>GRAND TOTAL</b>	<b>\$36,427,837</b>	<b>0.00</b>	<b>\$36,427,837</b>	<b>0.00</b>	<b>\$0</b>	<b>0.00</b>	<b>\$0</b>	<b>0.00</b>

**SUPPLEMENTAL NEW DECISION ITEM**

<b>Department: Mental Health</b>	<b>Budget Unit</b> <u>74205C</u>
<b>Division: Developmental Disabilities</b>	
<b>DI Name: DD Residential Waivers</b> <span style="float:right"><b>DI# 2650004</b></span>	<b>Original FY 2014 House Bill Section, if applicable</b> <u>10.410</u>

**1. AMOUNT OF REQUEST**

	FY 2014 Supplemental Budget Request					FY 2014 Supplemental Governor's Recommendation			
	GR	Federal	Other	Total		GR	Federal	Other	Total
PS	0	0	0	0	PS	0	0	0	0
EE	0	0	0	0	EE	0	0	0	0
PSD	9,315,556	15,112,281	0	24,427,837	PSD	9,315,556	15,112,281	0	24,427,837
TRF	0	0	0	0	TRF	0	0	0	0
<b>Total</b>	<b>9,315,556</b>	<b>15,112,281</b>	<b>0</b>	<b>24,427,837</b>	<b>Total</b>	<b>9,315,556</b>	<b>15,112,281</b>	<b>0</b>	<b>24,427,837</b>
FTE	0.00	0.00	0.00	0.00	FTE	0.00	0.00	0.00	0.00
POSITIONS	0	0	0	0	POSITIONS	0	0	0	0
NUMBER OF MONTHS POSITIONS ARE NEEDED:	<u>N/A</u>				NUMBER OF MONTHS POSITIONS ARE NEEDED:	<u>N/A</u>			
<b>Est. Fringe</b>	<b>0</b>	<b>0</b>	<b>0</b>	<b>0</b>	<b>Est. Fringe</b>	<b>0</b>	<b>0</b>	<b>0</b>	<b>0</b>
<i>Note: Fringes budgeted in House Bill 5 except for certain fringes budgeted directly to MoDOT, Highway Patrol, and Conservation.</i>					<i>Note: Fringes budgeted in House Bill 5 except for certain fringes budgeted directly to MoDOT, Highway Patrol, and Conservation.</i>				

**2. WHY IS THIS SUPPLEMENTAL FUNDING NEEDED? INCLUDE THE FEDERAL OR STATE STATUTORY OR CONSTITUTIONAL AUTHORIZATION FOR THIS PROGRAM.**

This item requests funding to serve the following individuals:

- 1) Individuals who have transitioned from nursing homes into DD waiver services under the Money Follows the Person guidelines of the Rebalancing Incentive Act;
- 2) Individuals who have transitioned from the Department of Social Services (DSS) Children's Division placements and into DD waiver slots as they age out of the DSS system; and
- 3) All individuals in crisis in need of DD waiver services during FY 2014. Individuals may be in crisis due to sudden onset of factors such as loss of a caregiver or deterioration of behavioral or medical conditions.

**SUPPLEMENTAL NEW DECISION ITEM**

<b>Department: Mental Health</b>	<b>Budget Unit 74205C</b>
<b>Division: Developmental Disabilities</b>	
<b>DI Name: DD Residential Waivers</b>	<b>DI# 2650004</b>
	<b>Original FY 2014 House Bill Section, if applicable 10.410</b>

**3. DESCRIBE THE DETAILED ASSUMPTIONS USED TO DERIVE THE SPECIFIC REQUESTED AMOUNT. (How did you determine that the requested number of FTE were appropriate? How many positions do the requested FTE equal and for how many months do you need the supplemental funding? From what source or standard did you derive the requested levels of funding? Were alternatives such as outsourcing or automation considered? If based on new legislation, does request tie to TAFP fiscal note? If not, explain why.)**

**#1: Nursing Home Transitions**

Division of Developmental Disabilities (DD) has been working with the Department of Health and Senior Services and the MO HealthNet Division to implement the Money Follows the Person (MFP) program since 2007 and the Balanced Incentive Program (BIP) since FY 2013 to transition individuals out of nursing facilities and into the community. DD has effectively transitioned 206 individuals out of nursing homes and into the community using Home and Community Based Waiver services. The initial match rate for these individuals is 90/10 for their first year in the community. DD has never received funding to support the ongoing cost of these DD waiver services; however, reductions have occurred in the Medicaid nursing facility budget. This item provides funding to ensure those community services will continue and allow individuals to live in their community with appropriate Home and Community Based Waiver services. The average age of the individuals being transitioned from nursing homes to the community is 43 years of age. The age range of the individuals transitioned is from 18 years of age to 78. DD has requested a cost to continue item in FY 2015.

Actual cost of DD Waiver Services for individuals transitioned from nursing homes to the community is shown below.

<b>HB Section</b>	<b>Fund</b>	<b>Approp</b>	<b>Amount</b>
10.410	0101	2072	\$6,351,513
10.410	0148	6680	\$10,303,824
			\$16,655,337

**#2: Children's Division Transitions**

Some children who are in the care and custody of the DSS Children's Division (CD) are also eligible for DD services. These children require substantial specialized services including residential services that are available through the DD Home and Community Based Waiver. Interdivisional agreements between the CD and DD are developed when DD agrees the child is eligible for the services and CD agrees to pay the state match. Children typically age out of interdivisional agreements at 21 years of age; however, some leave CD custody at age 18. When a child ages out or leaves CD custody, DD is required to pick up the cost the DD waiver services. Funding is necessary to allow DD to pick up the on-going costs once the children age out or leave CD custody so these young adults are able to continue receiving the necessary support including residential services.

Funding is requested to support additional costs in FY 2014 of DD Home and Community Based Waiver services because DD originally projected 40 children would age out in FY 2014 at an average daily cost of \$250 per day. Updated information shows 55 children will age out in FY 2014 at an average daily cost of \$300 per day. DD will be required to serve the additional children aging out of CD care and pick up the additional cost of these services. DD has requested a cost to continue for this item in FY 2015.

- 15 Additional Children Aging out of CD Funding Agreements X Average GR Daily Cost \$300 X 365 Days = \$1,642,500
- 40 Children Aging out of CD Funding Agreements X Additional Daily Cost above DD projection \$50 x 365 Days = \$730,000

**SUPPLEMENTAL NEW DECISION ITEM**

<b>Department: Mental Health</b>	<b>Budget Unit 74205C</b>
<b>Division: Developmental Disabilities</b>	
<b>DI Name: DD Residential Waivers</b>	<b>DI# 2650004</b>
	<b>Original FY 2014 House Bill Section, if applicable 10.410</b>

**#2: Children's Division Transitions (continued...)**

HB Section	Fund	Approp	Amount
10.410	0101	2072	\$904,753
10.410	0148	6680	1,467,747
			\$2,372,500

**#3: Individuals Experiencing a Crisis**

The Division of Developmental Disabilities projection for FY 2014 underestimated the number of individuals experiencing a crisis or emergency situation that would require residential placement in Fiscal Year 2014. Individuals experiencing a crisis or emergency situation require residential support services as a result of aging caregivers, a change in status of caregiver, or an individual's medical or behavioral needs becoming so severe that family cannot keep them safe in their own home. This supplemental item is being requested to fund the cost of Home and Community Based Waiver services in Fiscal Year 2014 for 200 additional individuals not included in the FY 2014 Medicaid Utilization Request. For the past three fiscal years, DD has noticed an increase in the number of new individuals in crisis or emergency situations that come into DD waiver services rise from approximately 200 to 270 individuals per year. The 2011 profile for Missouri within a University of Colorado publication, "State of the States in Developmental Disabilities," shows over 17,600 individuals with developmental disabilities are living with a caregiver over the age of 60. Aging parents that have cared for their son or daughter in their own home are no longer physically able to continue taking care of them as a result of their own poor health. Other families have experienced a change in status or the death of a caregiver and no one else is available to provide needed support.

The Division projects a trend of at least 270 individuals in crisis or emergency situations per year who will require residential support services as a result of aging caregivers or an individual's medical or behavioral needs becoming so severe that family cannot keep them safe in their own home. Some families have tried to continue to meet the needs of their family member but the individual's medical or behavioral issues have escalated and the family can no longer meet the individual's needs safely at home. All of these issues require a family to request residential support services to address the individual's crisis/emergency situation. If residential support services are not provided, these individuals will not get the necessary support services and their situations will continue to worsen. Delays in obtaining necessary support services for individuals in crisis or emergency situations will create unsafe situations where individuals and possibly family members could be in danger. DD has requested a cost to continue item in FY 2015 to continue funding these services.

Projected cost of DD Waiver Services for Individuals experiencing a crisis or emergency situation requiring residential services in FY 2014:

200 individuals X Average Daily Cost of \$300 X 90 Days = \$5,400,000

Projected cost to fund services for 90 days in FY 2014.

HB Section	Fund	Approp	Amount
10.410	0101	2072	\$2,059,290
10.410	0148	6680	\$3,340,710
			\$5,400,000

**SUPPLEMENTAL NEW DECISION ITEM**

<b>Department: Mental Health</b>		<b>Budget Unit 74205C</b>							
<b>Division: Developmental Disabilities</b>									
<b>DI Name: DD Residential Waivers</b>		<b>DI# 2650004</b>		<b>Original FY 2014 House Bill Section, if applicable 10.410</b>					
<b>4. BREAK DOWN THE REQUEST BY BUDGET OBJECT CLASS, JOB CLASS, AND FUND SOURCE. IDENTIFY ONE-TIME COSTS.</b>									
	<b>Dept Req</b>	<b>Dept Req</b>	<b>Dept Req</b>	<b>Dept Req</b>	<b>Dept Req</b>	<b>Dept Req</b>	<b>Dept Req</b>	<b>Dept Req</b>	<b>Dept Req</b>
	<b>GR</b>	<b>GR</b>	<b>FED</b>	<b>FED</b>	<b>OTHER</b>	<b>Dept Req</b>	<b>TOTAL</b>	<b>TOTAL</b>	<b>One-Time</b>
<b>Budget Object Class/Job Class</b>	<b>DOLLARS</b>	<b>FTE</b>	<b>DOLLARS</b>	<b>FTE</b>	<b>DOLLARS</b>	<b>OTHER FTE</b>	<b>DOLLARS</b>	<b>FTE</b>	<b>DOLLARS</b>
Program Distributions	9,315,556		15,112,281				24,427,837	0.0	24,427,837
<b>Total PSD</b>	<b>9,315,556</b>		<b>15,112,281</b>		<b>0</b>		<b>24,427,837</b>		<b>24,427,837</b>
<b>Grand Total</b>	<b>9,315,556</b>	<b>0.0</b>	<b>15,112,281</b>	<b>0.0</b>	<b>0</b>	<b>0.0</b>	<b>24,427,837</b>	<b>0.0</b>	<b>24,427,837</b>
	<b>Gov Rec</b>	<b>Gov Rec</b>	<b>Gov Rec</b>	<b>Gov Rec</b>	<b>Gov Rec</b>	<b>Gov Rec</b>	<b>Gov Rec</b>	<b>Gov Rec</b>	<b>Gov Rec</b>
	<b>GR</b>	<b>GR</b>	<b>FED</b>	<b>FED</b>	<b>OTHER</b>	<b>Gov Rec</b>	<b>TOTAL</b>	<b>TOTAL</b>	<b>One-Time</b>
<b>Budget Object Class/Job Class</b>	<b>DOLLARS</b>	<b>FTE</b>	<b>DOLLARS</b>	<b>FTE</b>	<b>DOLLARS</b>	<b>OTHER FTE</b>	<b>DOLLARS</b>	<b>FTE</b>	<b>DOLLARS</b>
Program Distributions	9,315,556		15,112,281				24,427,837	0.0	24,427,837
<b>Total PSD</b>	<b>9,315,556</b>		<b>15,112,281</b>		<b>0</b>		<b>24,427,837</b>		<b>24,427,837</b>
<b>Grand Total</b>	<b>9,315,556</b>	<b>0.0</b>	<b>15,112,281</b>	<b>0.0</b>	<b>0</b>	<b>0.0</b>	<b>24,427,837</b>	<b>0.0</b>	<b>24,427,837</b>

**SUPPLEMENTAL NEW DECISION ITEM**

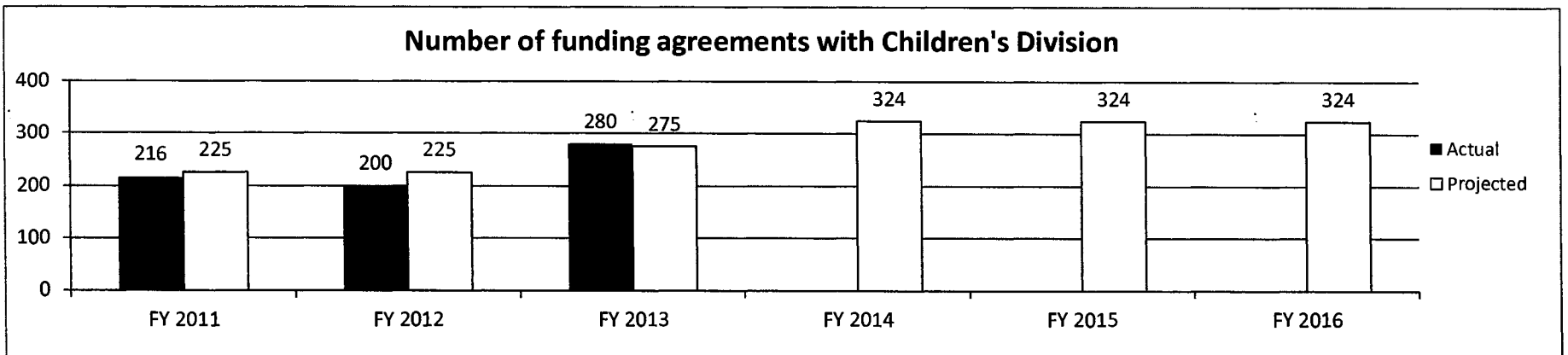
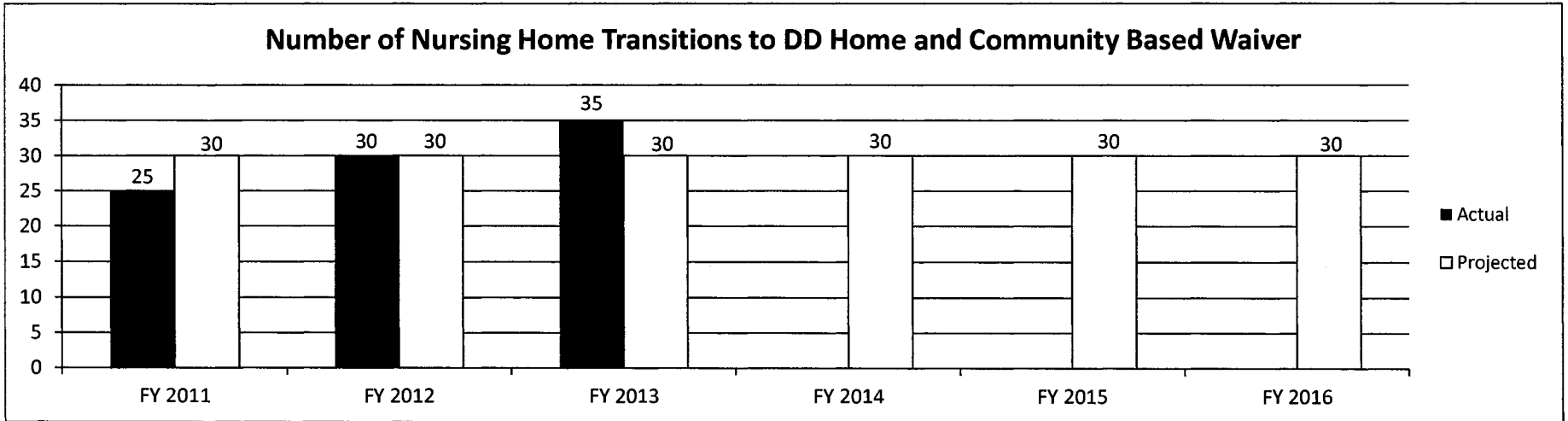
<b>Department:</b> Mental Health	<b>Budget Unit</b> 74205C
<b>Division:</b> Developmental Disabilities	
<b>DI Name:</b> DD Residential Waivers	<b>DI#</b> 2650004
	<b>Original FY 2014 House Bill Section, if applicable</b> 10.410

**5. PERFORMANCE MEASURES (If new decision item has an associated core, separately identify projected performance with & without additional funding.)**

**5a. Provide an effectiveness measure.**

Not applicable.

**5b. Provide an efficiency measure.**

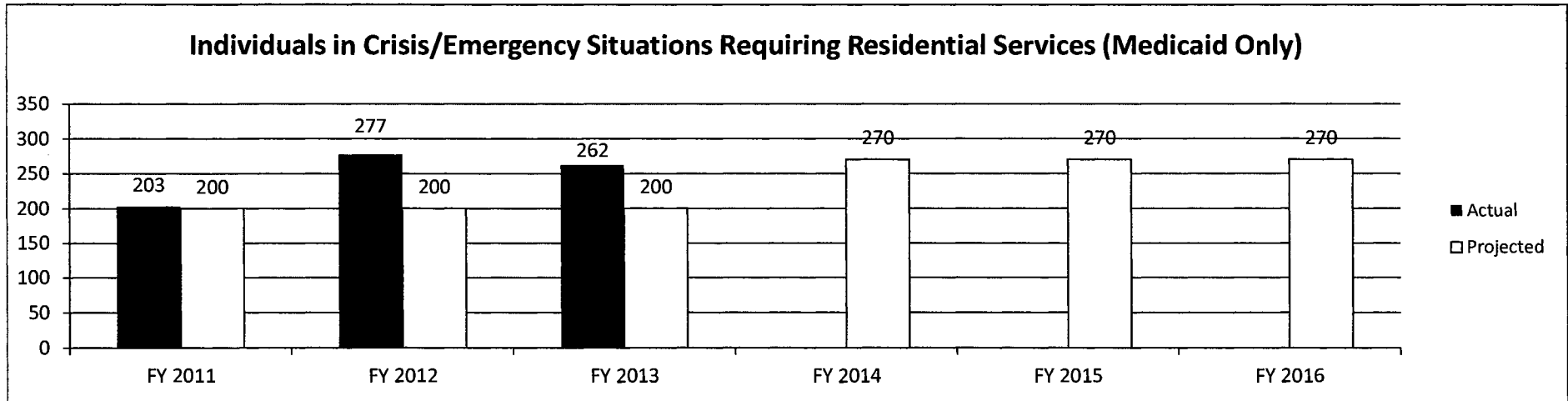




**SUPPLEMENTAL NEW DECISION ITEM**

<b>Department:</b> Mental Health	<b>Budget Unit</b> <u>74205C</u>
<b>Division:</b> Developmental Disabilities	
<b>DI Name:</b> DD Residential Waivers <span style="float:right"><b>DI#</b> 2650004</span>	<b>Original FY 2014 House Bill Section, if applicable</b> <u>10.410</u>

**5b. Provide an efficiency measure. (continued...)**



**5c. Provide the number of clients/individuals served, if applicable.**

Number of consumers participating in the following MO HealthNet waivers:

	FY 2011		FY 2012		FY 2013		FY 2014	FY 2015	FY 2016
	Projected	Actual	Projected	Actual	Projected	Actual	Projected	Projected	Projected
Comprehensive Waiver	8,250	7,693	7,975	8,073	8,275	8,443	8,443	8,443	8,443
Community Support Waiver	1,275	1,189	1,200	1,336	1,400	1,502	1,502	1,502	1,502
Autism Waiver	150	146	200	152	155	152	152	152	152
Sarah Jian Lopez Waiver	192	192	200	192	300	288	288	288	288
Partnership for Hope Waiver	850	944	1,300	1,448	2,548	1,821	2,500	2,500	2,500
	10,717	10,164	10,875	11,201	12,678	12,206	12,885	12,885	12,885

**5d. Provide a customer satisfaction measure, if available.**

Not applicable.

**SUPPLEMENTAL NEW DECISION ITEM**

<b>Department: Mental Health</b>	<b>Budget Unit <u>74205C</u></b>
<b>Division: Developmental Disabilities</b>	
<b>DI Name: DD Residential Waivers</b>	<b>DI# <u>2650004</u></b>
	<b>Original FY 2014 House Bill Section, if applicable <u>10.410</u></b>

**6. STRATEGIES TO ACHIEVE THE PERFORMANCE MEASUREMENT TARGETS:**

**#1: Nursing Home Transitions**

Funding will continue to be redirected to support individuals transitioning from nursing homes to DD Home and Community Based Waiver services.

Division will continue to work with other state agencies to offer Home and Community Based Waiver services to individuals that can benefit from those services and continue to live in the community.

Division will continue to expand community service options available to individuals needing assistance to remain in their own home and live in the community.

**#2: Children's Division Transitions**

Transitioning young adults to DD funded Home and Community Based Waiver services allows them to continue to receive necessary support services after they have aged out of Children's Division agreements.

Young adults are allowed to continue to receive services in their current waiver residential setting and are not displaced after they age out of Children's Division services.

Transition to DD funded support services allow young adults to continue to learn job skills, training, or other necessary social skills as they become an adult and continue to receive DD services.

**#3: Individuals Experiencing a Crisis**

Division will utilize funding to purchase necessary residential support services for individuals in crisis or emergency situations in a timely manner.

Division will work with families and other treatment team members to address the needs of individuals in crisis or emergency situations to keep them in safe environments.

Funding will allow the Division to respond quickly to crisis/emergency situations and address the need's of individuals and families.

**REPORT 13 - GOVERNOR RECOMMENDS SUPPLEMENTAL**

**DECISION ITEM DETAIL**

Budget Unit	SUPPL DEPT	SUPPL DEPT	SUPPL GOV	SUPPL GOV	SUPPL GOV	SUPPL GOV	SUPPL	SUPPL
Decision Item	REQUEST	REQUEST	RECOMMENDED	RECOMMENDED	REL RESERVE	REL RESERVE	MONTHS FOR	SUPPL
Budget Object Class	DOLLAR	FTE	DOLLAR	FTE	DOLLAR	FTE		POSITION
<b>COMMUNITY PROGRAMS</b>								
DD Residential Waivers - 2650004								
PROGRAM DISTRIBUTIONS	24,427,837	0.00	24,427,837	0.00	0	0.00	0	0.00
TOTAL - PD	24,427,837	0.00	24,427,837	0.00	0	0.00	0	0.00
<b>GRAND TOTAL</b>	<b>\$24,427,837</b>	<b>0.00</b>	<b>\$24,427,837</b>	<b>0.00</b>	<b>\$0</b>	<b>0.00</b>	<b>\$0</b>	<b>0.00</b>
GENERAL REVENUE	\$9,315,556	0.00	\$9,315,556	0.00	\$0	0.00		0.00
FEDERAL FUNDS	\$15,112,281	0.00	\$15,112,281	0.00	\$0	0.00		0.00
OTHER FUNDS	\$0	0.00	\$0	0.00	\$0	0.00		0.00

**REPORT 12 - GOVERNOR RECOMMENDS SUPPLEMENTAL**

**DECISION ITEM SUMMARY**

Budget Unit									
Decision Item	SUPPL DEPT	SUPPL DEPT	SUPPL GOV	SUPPL GOV	SUPPL GOV	SUPPL GOV	SUPPL GOV	SUPPL	SUPPL
Budget Object Summary	REQUEST	REQUEST	RECOMMENDED	RECOMMENDED	REL RESERVE	REL RESERVE	REL RESERVE	MONTHS FOR	POSITION
Fund	DOLLAR	FTE	DOLLAR	FTE	DOLLAR	FTE	DOLLAR	FTE	
<b>DIRECTOR'S OFFICE</b>									
Court Ordered Legal Fees - 2650003									
EXPENSE & EQUIPMENT									
GENERAL REVENUE	0	0.00	16,389	0.00	292	0.00		0	0.00
TOTAL - EE	0	0.00	16,389	0.00	292	0.00		0	0.00
<b>TOTAL</b>	<b>0</b>	<b>0.00</b>	<b>16,389</b>	<b>0.00</b>	<b>292</b>	<b>0.00</b>		<b>0</b>	<b>0.00</b>
<b>GRAND TOTAL</b>	<b>\$0</b>	<b>0.00</b>	<b>\$16,389</b>	<b>0.00</b>	<b>\$292</b>	<b>0.00</b>		<b>\$0</b>	<b>0.00</b>

1/29/14 15:04

im\_disummary

**SUPPLEMENTAL NEW DECISION ITEM**

<b>Department of Mental Health</b>	<b>Budget Unit</b> <u>65105C</u>
<b>Director's Office</b>	
<b>Court Ordered Legal Fees</b> <span style="float:right"><b>DI#2650003</b></span>	<b>Original FY 2014 House Bill Section, if applicable</b> <u>10.005</u>

**1. AMOUNT OF REQUEST**

	FY 2014 Supplemental Budget Request					FY 2014 Supplemental Governor's Recommendation			
	GR	Federal	Other	Total		GR	Federal	Other	Total
PS	0	0	0	0	PS	0	0	0	0
EE	0	0	0	0	EE	16,389	0	0	16,389
PSD	0	0	0	0	PSD	0	0	0	0
TRF	0	0	0	0	TRF	0	0	0	0
<b>Total</b>	<b>0</b>	<b>0</b>	<b>0</b>	<b>0</b>	<b>Total</b>	<b>16,389</b>	<b>0</b>	<b>0</b>	<b>16,389</b>
FTE	0.00	0.00	0.00	0.00	FTE	0.00	0.00	0.00	0.00
POSITIONS	0	0	0	0	POSITIONS	0	0	0	0
NUMBER OF MONTHS POSITIONS ARE NEEDED:	_____				NUMBER OF MONTHS POSITIONS ARE NEEDED:	_____			
<b>Est. Fringe</b>	0	0	0	0	<b>Est. Fringe</b>	0	0	0	0
<i>Note: Fringes budgeted in House Bill 5 except for certain fringes budgeted directly to MoDOT, Highway Patrol, and Conservation.</i>					<i>Note: Fringes budgeted in House Bill 5 except for certain fringes budgeted directly to MoDOT, Highway Patrol, and Conservation.</i>				

\*As the department submitted the request after the October 1st deadline, the request amount shows zero.

**Other Funds:** None

**2. WHY IS THIS SUPPLEMENTAL FUNDING NEEDED? INCLUDE THE FEDERAL OR STATE STATUTORY OR CONSTITUTIONAL AUTHORIZATION FOR THIS PROGRAM.**

In March 2007, Marshall Habilitation Center (MHC) dismissed an employee based on the facility's finding that the employee had committed one count of physical abuse and one count of neglect against a consumer. The employee appealed that decision to the DMH Hearings Administrator, who upheld the MHC decision. The employee then appealed the DMH Hearings Administrator's decision to the Circuit Court of Saline County, which overturned the DMH decision. DMH then appealed the Saline County decision to the Western District Court of Appeals, which upheld the Saline County decision. While the appeal was pending, the employee's attorney filed a petition for attorney fees in Saline County. DMH challenged the attorney fees application on the grounds that the attorney was not entitled to an award of attorney fees under Section 536.087, RSMo, because DMH, although it lost on the merits of the case, was substantially justified in its original decision. In the alternative, DMH also argued that if the court found that DMH was not substantially justified that the employee's attorney's request for attorney fees exceeded the \$75 per hour allowed under Section 536.085, RSMo. After the hearing, the Saline County Circuit Court found that DMH was not substantially justified and that a "special factor" existed to exceed the statutory \$75 per hour and awarded the employee's attorney \$21,633. DMH appealed the Saline County decision to the Western District Court of Appeals. On October 2, 2013, the Western District upheld the Saline County decision that DMH was not substantially justified and that the employee's attorney was entitled to recover attorney fees; however, the Western District determined that the amount of fees allowed was limited to \$75 under the statute and remanded the case to Saline County Circuit Court to recalculate the reasonable fees and expenses for the underlying case and the appeal of attorney fees. Per stipulation of the parties, on December 13, 2013, the Saline County Circuit Court entered its order awarding the employee's attorney \$16,681 in attorney fees and expenses.

**SUPPLEMENTAL NEW DECISION ITEM**

<b>Department of Mental Health</b>	<b>Budget Unit</b> <u>65105C</u>
<b>Director's Office</b>	
<b>Court Ordered Legal Fees</b> <span style="float:right">DI#2650003</span>	<b>Original FY 2014 House Bill Section, if applicable</b> <u>10.005</u>

**3. DESCRIBE THE DETAILED ASSUMPTIONS USED TO DERIVE THE SPECIFIC REQUESTED AMOUNT. (How did you determine that the requested number of FTE were appropriate? How many positions do the requested FTE equal and for how many months do you need the supplemental funding? From what source or standard did you derive the requested levels of funding? Were alternatives such as outsourcing or automation considered? If based on new legislation, does request tie to TAFP fiscal note? If not, explain why.)**

**DEPARTMENT REQUEST**  
 Not applicable because the final court order was not entered until December 2013.

**GOVERNOR RECOMMENDS**  
 The amount the court ordered the state to pay is as follows:

\$16,681 Attorney Fees  
 (\$292) Release of Governor's Reserve  
 \$16,389 Total Request

HB Section	Approp	Fund	Amount	Reserve Release Without Offset
10.005 Director's Office	2043	0101	\$16,389	\$292

**4. BREAK DOWN THE REQUEST BY BUDGET OBJECT CLASS, JOB CLASS, AND FUND SOURCE. IDENTIFY ONE-TIME COSTS.**

Budget Object Class/Job Class	Dept Req GR DOLLARS	Dept Req GR FTE	Dept Req FED DOLLARS	Dept Req FED FTE	Dept Req OTHER DOLLARS	Dept Req OTHER FTE	Dept Req TOTAL DOLLARS	Dept Req TOTAL FTE	Dept Req One-Time DOLLARS
Not applicable.	0						0		0
<b>Total EE</b>	<u>0</u>		<u>0</u>		<u>0</u>		<u>0</u>		<u>0</u>
<b>Grand Total</b>	<u>0</u>	<u>0.0</u>	<u>0</u>	<u>0.0</u>	<u>0</u>	<u>0.0</u>	<u>0</u>	<u>0.0</u>	<u>0</u>

Budget Object Class/Job Class	Gov Rec GR DOLLARS	Gov Rec GR FTE	Gov Rec FED DOLLARS	Gov Rec FED FTE	Gov Rec OTHER DOLLARS	Gov Rec OTHER FTE	Gov Rec TOTAL DOLLARS	Gov Rec TOTAL FTE	Gov Rec One-Time DOLLARS
400/Professional Services	16,389						16,389		16,389
<b>Total EE</b>	<u>16,389</u>		<u>0</u>		<u>0</u>		<u>16,389</u>		<u>16,389</u>
<b>Grand Total</b>	<u>16,389</u>	<u>0.0</u>	<u>0</u>	<u>0.0</u>	<u>0</u>	<u>0.0</u>	<u>16,389</u>	<u>0.0</u>	<u>16,389</u>

**SUPPLEMENTAL NEW DECISION ITEM**

<u>Department of Mental Health</u>	Budget Unit <u>65105C</u>
<u>Director's Office</u>	
<u>Court Ordered Legal Fees</u> <span style="float: right;"><u>DI#2650003</u></span>	Original FY 2014 House Bill Section, if applicable <u>10.005</u>

**5. PERFORMANCE MEASURES (If new decision item has an associated core, separately identify projected performance with & without additional funding.)**

**5a. Provide an effectiveness measure.**

Not applicable.

**5b. Provide an efficiency measure.**

Not applicable.

**5c. Provide the number of clients/individuals served, if applicable.**

Not applicable.

**5d. Provide a customer satisfaction measure, if**

Not applicable.

**6. STRATEGIES TO ACHIEVE THE PERFORMANCE MEASUREMENT TARGETS:**

Not applicable.

**REPORT 13 - GOVERNOR RECOMMENDS SUPPLEMENTAL**

**DECISION ITEM DETAIL**

Budget Unit	SUPPL DEPT	SUPPL DEPT	SUPPL GOV	SUPPL GOV	SUPPL GOV	SUPPL GOV	SUPPL	SUPPL
Decision Item	REQUEST	REQUEST	RECOMMENDED	RECOMMENDED	REL RESERVE	REL RESERVE	MONTHS FOR	SUPPL
Budget Object Class	DOLLAR	FTE	DOLLAR	FTE	DOLLAR	FTE		POSITION
<b>DIRECTOR'S OFFICE</b>								
Court Ordered Legal Fees - 2650003								
PROFESSIONAL SERVICES	0	0.00	16,389	0.00	292	0.00	0	0.00
TOTAL - EE	0	0.00	16,389	0.00	292	0.00	0	0.00
<b>GRAND TOTAL</b>	<b>\$0</b>	<b>0.00</b>	<b>\$16,389</b>	<b>0.00</b>	<b>\$292</b>	<b>0.00</b>	<b>\$0</b>	<b>0.00</b>
GENERAL REVENUE	\$0	0.00	\$16,389	0.00	\$292	0.00		0.00
FEDERAL FUNDS	\$0	0.00	\$0	0.00	\$0	0.00		0.00
OTHER FUNDS	\$0	0.00	\$0	0.00	\$0	0.00		0.00



**REPORT 12 - GOVERNOR RECOMMENDS SUPPLEMENTAL**

**DECISION ITEM SUMMARY**

Budget Unit									
Decision Item	SUPPL DEPT	SUPPL DEPT	SUPPL GOV	SUPPL GOV	SUPPL GOV	SUPPL GOV	SUPPL GOV	SUPPL	SUPPL
Budget Object Summary	REQUEST	REQUEST	RECOMMENDED	RECOMMENDED	REL RESERVE	REL RESERVE	REL RESERVE	MONTHS FOR	POSITION
Fund	DOLLAR	FTE	DOLLAR	FTE	DOLLAR	FTE	DOLLAR	FTE	
<b>SATOP</b>									
<b>DMH Additional Authority - 2650002</b>									
PROGRAM-SPECIFIC									
MENTAL HEALTH EARNINGS FUND	0	0.00	600,000	0.00	0	0.00	0	0.00	0.00
TOTAL - PD	0	0.00	600,000	0.00	0	0.00	0	0.00	0.00
<b>TOTAL</b>	<b>0</b>	<b>0.00</b>	<b>600,000</b>	<b>0.00</b>	<b>0</b>	<b>0.00</b>	<b>0</b>	<b>0.00</b>	<b>0.00</b>
<b>GRAND TOTAL</b>	<b>\$0</b>	<b>0.00</b>	<b>\$600,000</b>	<b>0.00</b>	<b>\$0</b>	<b>0.00</b>	<b>\$0</b>	<b>0.00</b>	<b>0.00</b>

1/29/14 15:04

im\_disummary

**SUPPLEMENTAL NEW DECISION ITEM**

<b>Department of Mental Health</b>	<b>Budget Unit</b> <u>66320C, 74205C</u>
<b>Multiple Divisions</b>	
<b>DMH Additional Authority</b> <span style="float:right"><b>DI#: 2650002</b></span>	<b>Original FY 2014 House Bill Section, if applicable</b> <span style="float:right"><u>10.120 &amp;10.410</u></span>

**1. AMOUNT OF REQUEST**

	<b>FY 2014 Supplemental Budget Request</b>			
	<b>GR</b>	<b>Federal</b>	<b>Other</b>	<b>Total</b>
PS	0	0	0	0
EE	0	0	0	0
PSD	0	10,000,000	2,000,000	12,000,000
TRF	0	0	0	0
<b>Total</b>	<b>0</b>	<b>10,000,000</b>	<b>2,000,000</b>	<b>12,000,000</b>
<b>FTE</b>	<b>0.00</b>	<b>0.00</b>	<b>0.00</b>	<b>0.00</b>
<b>POSITIONS</b>	<b>0</b>	<b>0</b>	<b>0</b>	<b>0</b>
<b>NUMBER OF MONTHS POSITIONS ARE NEEDED:</b>	<b>N/A</b>			
<b>Est. Fringe</b>	<b>0</b>	<b>0</b>	<b>0</b>	<b>0</b>

*Note: Fringes budgeted in House Bill 5 except for certain fringes budgeted directly to MoDOT, Highway Patrol, and Conservation.*

Other Funds: Mental Health Interagency Payment Fund (0109) - \$2,000,000.

	<b>FY 2014 Supplemental Governor's Recommendation</b>			
	<b>GR</b>	<b>Federal</b>	<b>Other</b>	<b>Total</b>
PS	0	0	0	0
EE	0	0	0	0
PSD	0	10,000,000	2,600,000	12,600,000
TRF	0	0	0	0
<b>Total</b>	<b>0</b>	<b>10,000,000</b>	<b>2,600,000</b>	<b>12,600,000</b>
<b>FTE</b>	<b>0.00</b>	<b>0.00</b>	<b>0.00</b>	<b>0.00</b>
<b>POSITIONS</b>	<b>0</b>	<b>0</b>	<b>0</b>	<b>0</b>
<b>NUMBER OF MONTHS POSITIONS ARE NEEDED:</b>	<b>N/A</b>			
<b>Est. Fringe</b>	<b>0</b>	<b>0</b>	<b>0</b>	<b>0</b>

*Note: Fringes budgeted in House Bill 5 except for certain fringes budgeted directly to MoDOT, Highway Patrol, and Conservation.*

Other Funds: Mental Health Interagency Payment Fund (0109) - \$2,000,000; Mental Health Earnings Fund (0288) - \$600,000.

**2. WHY IS THIS SUPPLEMENTAL FUNDING NEEDED? INCLUDE THE FEDERAL OR STATE STATUTORY OR CONSTITUTIONAL AUTHORIZATION FOR THIS PROGRAM.**

The Division of Developmental Disabilities (DD) received a supplemental in FY 2013 for \$10,000,000 in federal authority in appropriation 2074 due to the "E" being removed from that appropriation. The increase was not included in the FY 2014 core, so a FY 2014 supplemental is being requested. This appropriation is used to cover the state match costs of consumers who are served through a DD Medicaid waiver. Additionally, the "E" was removed from Mental Health Interagency Payment Fund, appropriation 0399, so a FY 2014 supplemental for authority in the amount of \$2,000,000 is being requested. This appropriation is used to accept funds from the Department of Social Services for match costs for consumers who are in Children's Division custody but are served through a DD Medicaid waiver. As a result of further review, projections show the need for an increase in additional Mental Health Earnings Fund (MHEF) authority of \$600,000 to adequately support the Substance Abuse Traffic Offender Program (SATOP). The "E" on this appropriation was removed in FY13. This program is funded by the supplemental fees collected from the DWI offenders.

A FY 2015 new decision item cost-to-continue is being requested for all of these supplemental items.

**SUPPLEMENTAL NEW DECISION ITEM**

<b>Department of Mental Health</b>	<b>Budget Unit</b> <u>66320C, 74205C</u>
<b>Multiple Divisions</b>	
<b>DMH Additional Authority</b> <u>DI#: 2650002</u>	<b>Original FY 2014 House Bill Section, if applicable</b> <u>10.120 &amp;10.410</u>

**3. DESCRIBE THE DETAILED ASSUMPTIONS USED TO DERIVE THE SPECIFIC REQUESTED AMOUNT. (How did you determine that the requested number of FTE were appropriate? How many positions do the requested FTE equal and for how many months do you need the supplemental funding? From what source or standard did you derive the requested levels of funding? Were alternatives such as outsourcing or automation considered? If based on new legislation, does request tie to TAFP fiscal note? If not, explain why.)**

**DEPARTMENT REQUEST:**

DMH is increasing appropriations 2074 and 0399 due to the "E" being removed from those appropriations. Additional authority is needed in both appropriations to cover state match for DD waiver services.

<b>HB Section</b>	<b>Fund</b>	<b>Approp</b>	<b>Approp Name</b>	<b>Amount</b>
10.410	0148	2074	DD Community Program Medicaid	\$10,000,000
10.410	0109	0399	DD DFS Clients	\$2,000,000
			Total	<u>\$12,000,000</u>

**GOVERNOR RECOMMENDS:**

Additional authority of \$10,000,000 federal funds and \$2,000,000 Mental Health Interagency Payments Fund is needed to cover state match for DD Medicaid waiver services. As a result of further review, projections show the need for an increase in additional Mental Health Earnings Fund (MHEF) authority of \$600,000 to adequately support the Substance Abuse Traffic Offender Program (SATOP).

<b>HB Section</b>	<b>Fund</b>	<b>Approp</b>	<b>Approp Name</b>	<b>FY14 TAFP Amount</b>	<b>Supp Amount</b>
10.120	0288	3901	ADA SATOP	\$ 6,180,000	\$ 600,000
10.410	0148	2074	DD Community Program Medicaid	\$ 16,473,482	\$ 10,000,000
10.410	0109	0399	DD DFS Clients	\$ 8,755,000	\$ 2,000,000
				<u>\$ 31,408,482</u>	<u>\$ 12,600,000</u>

**SUPPLEMENTAL NEW DECISION ITEM**

<b>Department of Mental Health</b>		<b>Budget Unit 66320C, 74205C</b>							
<b>Multiple Divisions</b>									
<b>DMH Additional Authority</b>		<b>DI#: 2650002</b>		<b>Original FY 2014 House Bill Section, if applicable</b>				<b>10.120 &amp;10.410</b>	
<b>4. BREAK DOWN THE REQUEST BY BUDGET OBJECT CLASS, JOB CLASS, AND FUND SOURCE. IDENTIFY ONE-TIME COSTS.</b>									
<b>Budget Object Class/Job Class</b>	<b>Dept Req GR DOLLARS</b>	<b>Dept Req GR FTE</b>	<b>Dept Req FED DOLLARS</b>	<b>Dept Req FED FTE</b>	<b>Dept Req OTHER DOLLARS</b>	<b>Dept Req OTHER FTE</b>	<b>Dept Req TOTAL DOLLARS</b>	<b>Dept Req TOTAL FTE</b>	<b>Dept Req One-Time DOLLARS</b>
Program Distributions (BOBC 800)			10,000,000		2,000,000		12,000,000		0
<b>Total PSD</b>	<b>0</b>		<b>10,000,000</b>		<b>2,000,000</b>		<b>12,000,000</b>		<b>0</b>
<b>Grand Total</b>	<b>0</b>	<b>0.00</b>	<b>10,000,000</b>	<b>0.00</b>	<b>2,000,000</b>	<b>0.00</b>	<b>12,000,000</b>	<b>0.00</b>	<b>0</b>
<b>Budget Object Class/Job Class</b>	<b>Gov Rec GR DOLLARS</b>	<b>Gov Rec GR FTE</b>	<b>Gov Rec FED DOLLARS</b>	<b>Gov Rec FED FTE</b>	<b>Gov Rec OTHER DOLLARS</b>	<b>Gov Rec OTHER FTE</b>	<b>Gov Rec TOTAL DOLLARS</b>	<b>Gov Rec TOTAL FTE</b>	<b>Gov Rec One-Time DOLLARS</b>
Program Distributions (BOBC 800)	0		10,000,000		2,600,000		12,600,000		0
<b>Total PSD</b>	<b>0</b>		<b>10,000,000</b>		<b>2,600,000</b>		<b>12,600,000</b>		<b>0</b>
<b>Grand Total</b>	<b>0</b>	<b>0.0</b>	<b>10,000,000</b>	<b>0.0</b>	<b>2,600,000</b>	<b>0.0</b>	<b>12,600,000</b>	<b>0.0</b>	<b>0</b>

**REPORT 13 - GOVERNOR RECOMMENDS SUPPLEMENTAL**

**DECISION ITEM DETAIL**

Budget Unit	SUPPL DEPT	SUPPL DEPT	SUPPL GOV	SUPPL GOV	SUPPL GOV	SUPPL GOV	SUPPL	SUPPL
Decision Item	REQUEST	REQUEST	RECOMMENDED	RECOMMENDED	REL RESERVE	REL RESERVE	MONTHS FOR	POSITION
Budget Object Class	DOLLAR	FTE	DOLLAR	FTE	DOLLAR	FTE		
<b>SATOP</b>								
<b>DMH Additional Authority - 2650002</b>								
PROGRAM DISTRIBUTIONS	0	0.00	600,000	0.00	0	0.00	0	0.00
TOTAL - PD	0	0.00	600,000	0.00	0	0.00	0	0.00
<b>GRAND TOTAL</b>	<b>\$0</b>	<b>0.00</b>	<b>\$600,000</b>	<b>0.00</b>	<b>\$0</b>	<b>0.00</b>	<b>\$0</b>	<b>0.00</b>
GENERAL REVENUE	\$0	0.00	\$0	0.00	\$0	0.00		0.00
FEDERAL FUNDS	\$0	0.00	\$0	0.00	\$0	0.00		0.00
OTHER FUNDS	\$0	0.00	\$600,000	0.00	\$0	0.00		0.00

**REPORT 13 - GOVERNOR RECOMMENDS SUPPLEMENTAL**

**DECISION ITEM DETAIL**

Budget Unit	SUPPL DEPT	SUPPL DEPT	SUPPL GOV	SUPPL GOV	SUPPL GOV	SUPPL GOV	SUPPL	SUPPL
Decision Item	REQUEST	REQUEST	RECOMMENDED	RECOMMENDED	REL RESERVE	REL RESERVE	MONTHS FOR	SUPPL
Budget Object Class	DOLLAR	FTE	DOLLAR	FTE	DOLLAR	FTE		POSITION
<b>COMMUNITY PROGRAMS</b>								
DMH Additional Authority - 2650002								
PROGRAM DISTRIBUTIONS	12,000,000	0.00	12,000,000	0.00	0	0.00	0	0.00
TOTAL - PD	12,000,000	0.00	12,000,000	0.00	0	0.00	0	0.00
<b>GRAND TOTAL</b>	<b>\$12,000,000</b>	<b>0.00</b>	<b>\$12,000,000</b>	<b>0.00</b>	<b>\$0</b>	<b>0.00</b>	<b>\$0</b>	<b>0.00</b>
GENERAL REVENUE	\$0	0.00	\$0	0.00	\$0	0.00		0.00
FEDERAL FUNDS	\$10,000,000	0.00	\$10,000,000	0.00	\$0	0.00		0.00
OTHER FUNDS	\$2,000,000	0.00	\$2,000,000	0.00	\$0	0.00		0.00

**Supplemental  
Totals**

**DEPARTMENT OF MENTAL HEALTH  
FY 2014 SUPPLEMENTAL GOVERNOR RECOMMENDS**

FUND NAME	NEW DI AMOUNT	NEW DI FTE
General Revenue	\$15,344,002	0.00
Federal	\$25,112,281	0.00
Other	\$2,600,000	0.00
<b>TOTAL</b>	<b>\$43,056,283</b>	<b>0.00</b>



**Department  
Totals**

**FY 2015 GOVERNOR RECOMMENDS BUDGET  
DEPARTMENTWIDE**

<b>FUND NAME</b>	<b>FUND</b>	<b>CORE AMOUNT</b>	<b>CORE FTE</b>	<b>NEW DI AMOUNT</b>	<b>NEW DI FTE</b>	<b>TOTAL AMOUNT</b>	<b>TOTAL FTE</b>
GENERAL REVENUE	0101	\$666,434,630	4,876.18	\$50,344,594	53.12	\$716,779,224	4,929.30
FEDERAL	0148	\$906,215,804	2,438.41	\$193,954,335	0.00	\$1,100,170,139	2,438.41
MENTAL HEALTH INTERAGENCY PAYMENT FUND	0109	\$11,550,877	0.00	\$2,238,810	0.00	\$13,789,687	0.00
INTERGOVERNMENTAL TRANSFER FUND	0147	\$8,000,100	0.00	\$0	0.00	\$8,000,100	0.00
COMPULSIVE GAMBLERS FUND	0249	\$255,233	1.00	\$5,037	0.00	\$260,270	1.00
HEALTH INITIATIVES FUND	0275	\$6,631,277	6.00	\$4,843	0.00	\$6,636,120	6.00
MENTAL HEALTH EARNINGS FUND	0288	\$8,648,835	8.50	\$3,112,870	61.07	\$11,761,705	69.57
INMATE REVOLVING FUND	0540	\$3,513,879	0.00	\$0	0.00	\$3,513,879	0.00
HEALTHY FAMILIES TRUST FUND	0625	\$2,343,579	0.00	\$0	0.00	\$2,343,579	0.00
DEBT OFFSET ESCROW	0753	\$100,000	0.00	\$0	0.00	\$100,000	0.00
ABANDONED TRANSFER FUND	0863	\$0	0.00	\$0	0.00	\$0	0.00
ICF/MR TRANSFER FUND	0901	\$0	0.00	\$0	0.00	\$0	0.00
MENTAL HEALTH TRUST FUND	0926	\$1,462,434	7.50	\$7,916	0.00	\$1,470,350	7.50
MENTAL HEALTH LOCAL TAX MATCH FUND	0930	\$27,559,031	0.00	\$663,575	0.00	\$28,222,606	0.00
DEVELOPMENTAL DISABILITIES WAITING LIST TRUST FUN	0986	\$10,000	0.00	\$0	0.00	\$10,000	0.00
<b>TOTAL</b>		<b>\$1,642,725,679</b>	<b>7,337.59</b>	<b>\$250,331,980</b>	<b>114.19</b>	<b>\$1,893,057,659</b>	<b>7,451.78</b>

Mental Health Interagency Payment Fund, Debt Offset Escrow, Refunds, and ICF/MR Reimbursement Allowance are considered double appropriations in the State budget and therefore are not included in the Governor's Executive Budget. However, all FTE's are counted in the Executive budget.

**FY 2015 GOVERNOR RECOMMENDS BUDGET  
DEPARTMENTWIDE - EXECUTIVE BUDGET**

<b>FUND NAME</b>	<b>FUND</b>	<b>CORE AMOUNT</b>	<b>CORE FTE</b>	<b>NEW DI AMOUNT</b>	<b>NEW DI FTE</b>	<b>TOTAL AMOUNT</b>	<b>TOTAL FTE</b>
GENERAL REVENUE	0101	\$658,734,630	4,876.18	\$50,344,594	53.12	\$709,079,224	4,929.30
FEDERAL	0148	\$905,965,804	2,438.41	\$193,954,335	0.00	\$1,099,920,139	2,438.41
MENTAL HEALTH INTERAGENCY PAYMENT FUND	0109	\$0	0.00	\$0	0.00	\$0	0.00
INTERGOVERNMENTAL TRANSFER FUND	0147	\$8,000,000	0.00	\$0	0.00	\$8,000,000	0.00
COMPULSIVE GAMBLERS FUND	0249	\$255,133	1.00	\$5,037	0.00	\$260,170	1.00
HEALTH INITIATIVES FUND	0275	\$6,631,177	6.00	\$4,843	0.00	\$6,636,020	6.00
MENTAL HEALTH EARNINGS FUND	0288	\$8,598,835	8.50	\$736,857	61.07	\$9,335,692	69.57
INMATE REVOLVING FUND	0540	\$3,513,779	0.00	\$0	0.00	\$3,513,779	0.00
HEALTHY FAMILIES TRUST FUND	0625	\$2,343,479	0.00	\$0	0.00	\$2,343,479	0.00
DEBT OFFSET ESCROW	0753	\$0	0.00	\$0	0.00	\$0	0.00
ABANDONED TRANSFER FUND	0863	\$0	0.00	\$0	0.00	\$0	0.00
ICF/MR TRANSFER FUND	0901	\$0	0.00	\$0	0.00	\$0	0.00
MENTAL HEALTH TRUST FUND	0926	\$1,437,434	7.50	\$7,916	0.00	\$1,445,350	7.50
MENTAL HEALTH LOCAL TAX MATCH FUND	0930	\$27,409,031	0.00	\$663,575	0.00	\$28,072,606	0.00
DEVELOPMENTAL DISABILITIES WAITING LIST TRUST FUN	0986	\$10,000	0.00	\$0	0.00	\$10,000	0.00
<b>TOTAL</b>		<b>\$1,622,899,302</b>	<b>7,337.59</b>	<b>\$245,717,157</b>	<b>114.19</b>	<b>\$1,868,616,459</b>	<b>7,451.78</b>

Mental Health Interagency Payment Fund, Debt Offset Escrow, Refunds, and ICF/MR Reimbursement Allowance are considered double appropriations in the State budget and therefore are not included in the Governor's Executive Budget. However, all FTE's are counted in the Executive budget.



**NEW DECISION ITEM**

RANK: \_\_\_\_\_ OF \_\_\_\_\_

<b>Department:</b> Mental Health	<b>Budget Unit:</b> Various
<b>Division:</b> Department-wide	
<b>DI Name:</b> Increased Medical Care Costs	<b>DI#</b> 1650014

**1. AMOUNT OF REQUEST**

	FY 2015 Budget Request					FY 2015 Governor's Recommendation			
	GR	Federal	Other	Total		GR	Fed	Other	Total
<b>PS</b>	0	0	0	0	<b>PS</b>	0	0	0	0
<b>EE</b>	1,632,460	0	0	1,632,460	<b>EE</b>	1,010,549	0	0	1,010,549
<b>PSD</b>	0	0	0	0	<b>PSD</b>	0	0	0	0
<b>TRF</b>	0	0	0	0	<b>TRF</b>	0	0	0	0
<b>Total</b>	<b>1,632,460</b>	<b>0</b>	<b>0</b>	<b>1,632,460</b>	<b>Total</b>	<b>1,010,549</b>	<b>0</b>	<b>0</b>	<b>1,010,549</b>
<b>FTE</b>	<b>0.00</b>	<b>0.00</b>	<b>0.00</b>	<b>0.00</b>	<b>FTE</b>	<b>0.00</b>	<b>0.00</b>	<b>0.00</b>	<b>0.00</b>

<b>Est. Fringe</b>	0	0	0	0
--------------------	---	---	---	---

*Note: Fringes budgeted in House Bill 5 except for certain fringes budgeted directly to MoDOT, Highway Patrol, and Conservation.*

<b>Est. Fringe</b>	0	0	0	0
--------------------	---	---	---	---

*Note: Fringes budgeted in House Bill 5 except for certain fringes budgeted directly to MoDOT, Highway Patrol, and Conservation.*

Other Funds: None.

Other Funds: None.

**2. THIS REQUEST CAN BE CATEGORIZED AS:**

<input type="checkbox"/> New Legislation	<input type="checkbox"/> New Program	<input type="checkbox"/> Fund Switch
<input type="checkbox"/> Federal Mandate	<input type="checkbox"/> Program Expansion	<input type="checkbox"/> Cost to Continue
<input type="checkbox"/> GR Pick-Up	<input type="checkbox"/> Space Request	<input type="checkbox"/> Equipment Replacement
<input type="checkbox"/> Pay Plan	<input checked="" type="checkbox"/> Other: Inflationary Increase	

**3. WHY IS THIS FUNDING NEEDED? PROVIDE AN EXPLANATION FOR ITEMS CHECKED IN #2. INCLUDE THE FEDERAL OR STATE STATUTORY OR CONSTITUTIONAL AUTHORIZATION FOR THIS PROGRAM.**

Facilities are required by accreditation and certification to provide appropriate patient care as well as necessary medical care. Consumers in state facilities, like the general population, are facing growing costs for medical care. These increased costs have severely eroded facility expense and equipment budgets. This decision item requests funding for the ongoing inflationary costs to provide medical care to consumers.

**NEW DECISION ITEM**

RANK: \_\_\_\_\_ OF \_\_\_\_\_

<b>Department:</b> Mental Health	<b>Budget Unit:</b> Various
<b>Division:</b> Department-wide	
<b>DI Name:</b> Increased Medical Care Costs	<b>DI#</b> 1650014

**4. DESCRIBE THE DETAILED ASSUMPTIONS USED TO DERIVE THE SPECIFIC REQUESTED AMOUNT. (How did you determine that the requested number of FTE were appropriate? From what source or standard did you derive the requested levels of funding? Were alternatives such as outsourcing or automation considered? If based on new legislation, does request tie to TAFP fiscal note? If not, explain why. Detail which portions of the request are one-times and how those amounts were calculated.)**

**DEPARTMENT REQUEST:**

This funding was based on a 5.64% inflationary increase. (Source for the inflationary increase is the US Department of Labor, Medical Care Services).

<b>HB Section</b>	<b>Approp</b>	<b>Type</b>	<b>Fund</b>	<b>Amount</b>
<b><i>CPS Facilities</i></b>				
10.300 - Fulton State Hospital	2061	EE	0101	\$178,495
10.305 - Northwest MO PRC	2063	EE	0101	\$37,882
10.310 - St. Louis PRC	2064	EE	0101	\$45,211
10.315 - Southwest MO PRC	2065	EE	0101	\$4,577
10.320 - Metro St. Louis PRC	2068	EE	0101	\$67,221
10.330 - Southeast MO MHC	2083	EE	0101	\$39,337
10.330 - Southeast MO MHC - SORTS	2246	EE	0101	\$36,533
10.340 - Center for Behavioral Medicine	2090	EE	0101	\$56,018
10.350 - Hawthorn CPH	2067	EE	0101	\$28,193
10.355 - Cottonwood RTC	2066	EE	0101	\$7,022
			Sub-total CPS Facilities	\$500,489

**NEW DECISION ITEM**

RANK: \_\_\_\_\_ OF \_\_\_\_\_

<b>Department: Mental Health</b>	<b>Budget Unit: Various</b>
<b>Division: Department-wide</b>	
<b>DI Name: Increased Medical Care Costs</b>	<b>DI#1650014</b>

**4. DESCRIBE THE DETAILED ASSUMPTIONS USED TO DERIVE THE SPECIFIC REQUESTED AMOUNT. (continued)**

**DEPARTMENT REQUEST: (continued)**

***DD Facilities***

<b>HB Section</b>	<b>Approp</b>	<b>Type</b>	<b>Fund</b>	<b>Amount</b>
10.500 - Albany Regional Office	2101	EE	0101	\$767
10.505 - Central MO Regional Office	2102	EE	0101	\$34
10.510 - Hannibal Regional Office	2108	EE	0101	\$5,634
10.515 - Joplin Regional Office	2111	EE	0101	\$2,430
10.520 - Kansas City Regional Office	2112	EE	0101	\$1,193
10.525 - Kirksville Regional Office	2113	EE	0101	\$1,262
10.530 - Poplar Bluff Regional Office	2115	EE	0101	\$34
10.535 - Rolla Regional Office	2116	EE	0101	\$37
10.540 - Sikeston Regional Office	2117	EE	0101	\$1,584
10.545 - Springfield Regional Office	2118	EE	0101	\$5,223
10.550 - St. Louis Regional Office	2332	EE	0101	\$6,297
10.555 - Bellefontaine Hab Center	3036	EE	0101	\$76,058
10.560 - Higginsville Hab Center	3037	EE	0101	\$26,993
10.570 - Southwest Community Services (Nevada Hab Center)	3039	EE	0101	\$35,816
10.565 - Marshall Hab Center	3038	EE	0101	\$176,335
10.575 - St. Louis DDTC	3040	EE	0101	\$119,411
10.580 - Southeast MO Residential Services	3041	EE	0101	\$12,863
			Sub-total DD Facilities	\$471,971
			<b>Grand Total</b>	<b>\$972,460</b>

**NEW DECISION ITEM**

RANK: \_\_\_\_\_ OF \_\_\_\_\_

<b>Department: Mental Health</b>	<b>Budget Unit: Various</b>
<b>Division: Department-wide</b>	
<b>DI Name: Increased Medical Care Costs</b>	<b>DI#1650014</b>

**4. DESCRIBE THE DETAILED ASSUMPTIONS USED TO DERIVE THE SPECIFIC REQUESTED AMOUNT. (continued)**

**DEPARTMENT REQUEST: (continued)**

This portion of the decision item will allow the Department of Mental Health to support the increasing cost of essential medical services for consumers located at CPS adult facilities. The following CPS inpatient facilities have incurred increased medical care costs which exceed normal inflationary increases.

<b>HB Section</b>	<b>Approp</b>	<b>Type</b>	<b>Fund</b>	<b>Amount</b>
10.305 - Northwest MO PRC	2063	EE	0101	\$270,000
10.310 - St. Louis PRC	2064	EE	0101	\$300,000
10.315 - Southwest MO PRC	2065	EE	0101	\$10,000
10.320 - Metro PRC	2068	EE	0101	\$40,000
10.335 - Hawthorn	2067	EE	0101	\$40,000
			<b>Grand Total</b>	<b>\$660,000</b>

**GOVERNOR RECOMMENDS:**

This funding was based on a 5.64% inflationary increase. (Source for the inflationary increase is the US Department of Labor, Medical Care Services).

<b>HB Section</b>	<b>Approp</b>	<b>Type</b>	<b>Fund</b>	<b>Amount</b>
<b><i>CPS Facilities</i></b>				
10.300 - Fulton State Hospital	2061	EE	0101	\$178,495
10.305 - Northwest MO PRC	2063	EE	0101	\$37,882
10.310 - St. Louis PRC	2064	EE	0101	\$45,211
10.315 - Southwest MO PRC	2065	EE	0101	\$0
10.320 - Metro St. Louis PRC	2068	EE	0101	\$67,221
10.330 - Southeast MO MHC	2083	EE	0101	\$39,337
10.330 - Southeast MO MHC - SORTS	2246	EE	0101	\$36,533
10.340 - Center for Behavioral Medicine	2090	EE	0101	\$56,018
10.350 - Hawthorn CPH	2067	EE	0101	\$28,193
10.355 - Cottonwood RTC	2066	EE	0101	\$7,022
			<b>Sub-total CPS Facilities</b>	<b>\$495,912</b>



**NEW DECISION ITEM**

RANK: \_\_\_\_\_ OF \_\_\_\_\_

<b>Department: Mental Health</b>	<b>Budget Unit: Various</b>
<b>Division: Department-wide</b>	
<b>DI Name: Increased Medical Care Costs</b>	<b>DI#1650014</b>

**4. DESCRIBE THE DETAILED ASSUMPTIONS USED TO DERIVE THE SPECIFIC REQUESTED AMOUNT. (continued)**

**GOVERNOR RECOMMENDS: (continued)**

**DD Facilities**

HB Section	Approp	Type	Fund	Amount
10.500 - Albany Regional Office	2101	EE	0101	\$0
10.505 - Central MO Regional Office	2102	EE	0101	\$0
10.510 - Hannibal Regional Office	2108	EE	0101	\$1,145
10.515 - Joplin Regional Office	2111	EE	0101	\$0
10.520 - Kansas City Regional Office	2112	EE	0101	\$872
10.525 - Kirksville Regional Office	2113	EE	0101	\$42
10.530 - Poplar Bluff Regional Office	2115	EE	0101	\$0
10.535 - Rolla Regional Office	2116	EE	0101	\$3
10.540 - Sikeston Regional Office	2117	EE	0101	\$0
10.545 - Springfield Regional Office	2118	EE	0101	\$1
10.550 - St. Louis Regional Office	2332	EE	0101	\$241
10.555 - Bellefontaine Hab Center	3036	EE	0101	\$91
10.560 - Higginsville Hab Center	3037	EE	0101	\$4,063
10.570 - Southwest Community Services (Nevada Hab Center)	3039	EE	0101	\$1,407
10.565 - Marshall Hab Center	3038	EE	0101	\$4,147
10.575 - St. Louis DDTC	3040	EE	0101	\$7,481
10.580 - Southeast MO Residential Services	3041	EE	0101	\$5,144
			Sub-total DD Facilities	\$24,637
			<b>Grand Total</b>	<b>\$520,549</b>

**NEW DECISION ITEM**

RANK: \_\_\_\_\_ OF \_\_\_\_\_

<b>Department: Mental Health</b>	<b>Budget Unit: Various</b>
<b>Division: Department-wide</b>	
<b>DI Name: Increased Medical Care Costs</b>	<b>DI#1650014</b>

**4. DESCRIBE THE DETAILED ASSUMPTIONS USED TO DERIVE THE SPECIFIC REQUESTED AMOUNT. (continued)**

**GOVERNOR RECOMMENDS: (continued)**

This portion of the decision item will allow the Department of Mental Health to support the increasing cost of essential medical services for consumers located at CPS adult facilities. DMH facilities must provide medical care to psychiatric patients that need it, including those who are aging or medically frail. Historically, DMH facilities have received either pro bono medical services from local hospitals or have been charged a contracted rate or reduced fee. Over the last few years, they have had increasing difficulty finding free or reduced cost medical care. A growing number of local hospitals and clinics state that they will no longer accept financial assistance applications to cover the medical costs of patients who are without insurance coverage. Current facility budgets can no longer absorb these increasing medical costs.

The following CPS inpatient facilities have incurred increased medical care costs which exceed normal inflationary increases.

<b>HB Section</b>	<b>Approp</b>	<b>Type</b>	<b>Fund</b>	<b>Amount</b>
10.305 - Northwest MO PRC	2063	EE	0101	\$190,000
10.310 - St. Louis PRC	2064	EE	0101	\$300,000
10.315 - Southwest MO PRC	2065	EE	0101	\$0
10.320 - Metro PRC	2068	EE	0101	\$0
10.335 - Hawthorn	2067	EE	0101	\$0
<b>Grand Total</b>				<b>\$490,000</b>

**5. BREAK DOWN THE REQUEST BY BUDGET OBJECT CLASS, JOB CLASS, AND FUND SOURCE. IDENTIFY ONE-TIME COSTS.**

<b>Budget Object Class/Job Class</b>	<b>Dept Req GR DOLLARS</b>	<b>Dept Req GR FTE</b>	<b>Dept Req FED DOLLARS</b>	<b>Dept Req FED FTE</b>	<b>Dept Req OTHER DOLLARS</b>	<b>Dept Req OTHER FTE</b>	<b>Dept Req TOTAL DOLLARS</b>	<b>Dept Req TOTAL FTE</b>	<b>Dept Req One-Time DOLLARS</b>
Professional Services (190)	972,460						972,460		
Professional Services (400)	660,000		0				660,000		
<b>Total EE</b>	<b>1,632,460</b>		<b>0</b>		<b>0</b>		<b>1,632,460</b>		<b>0</b>
<b>Grand Total</b>	<b>1,632,460</b>	<b>0.00</b>	<b>0</b>	<b>0.00</b>	<b>0</b>	<b>0.00</b>	<b>1,632,460</b>	<b>0.00</b>	<b>0</b>

**NEW DECISION ITEM**

RANK: \_\_\_\_\_ OF \_\_\_\_\_

<b>Department:</b> Mental Health	<b>Budget Unit:</b> Various
<b>Division:</b> Department-wide	
<b>DI Name:</b> Increased Medical Care Costs	<b>DI#</b> 1650014

**5. BREAK DOWN THE REQUEST BY BUDGET OBJECT CLASS, JOB CLASS, AND FUND SOURCE. IDENTIFY ONE-TIME COSTS. (Continued)**

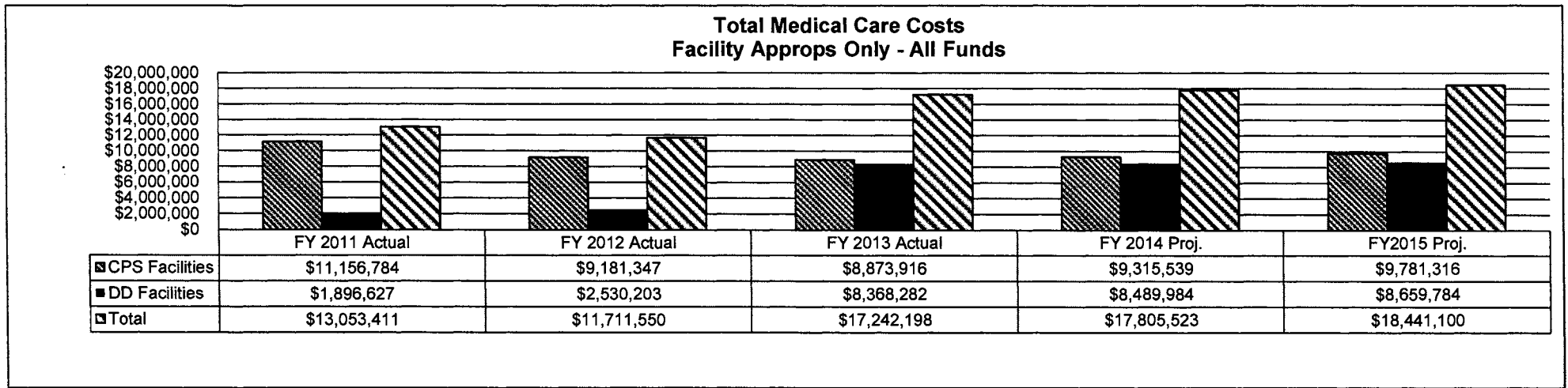
Budget Object Class/Job Class	Gov Rec	Gov Rec	Gov Rec	Gov Rec	Gov Rec	Gov Rec	Gov Rec	Gov Rec	Gov Rec
	GR	GR	FED	FED	OTHER	OTHER	TOTAL	TOTAL	One-Time
	DOLLARS	FTE	DOLLARS	FTE	DOLLARS	FTE	DOLLARS	FTE	DOLLARS
Professional Services (BOBC 190)	520,549						520,549		
Professional Services (BOBC 400)	490,000		0		0		490,000		
<b>Total EE</b>	<b>1,010,549</b>		<b>0</b>		<b>0</b>		<b>1,010,549</b>		<b>0</b>
<b>Grand Total</b>	<b>1,010,549</b>	<b>0.00</b>	<b>0</b>	<b>0.00</b>	<b>0</b>	<b>0.00</b>	<b>1,010,549</b>	<b>0.00</b>	<b>0</b>

**6. PERFORMANCE MEASURES (If new decision item has an associated core, separately identify projected performance with & without additional funding.)**

**6a. Provide an effectiveness measure.**

Not applicable.

**6b. Provide an efficiency measure.**



NEW DECISION ITEM  
RANK: \_\_\_\_\_ OF \_\_\_\_\_

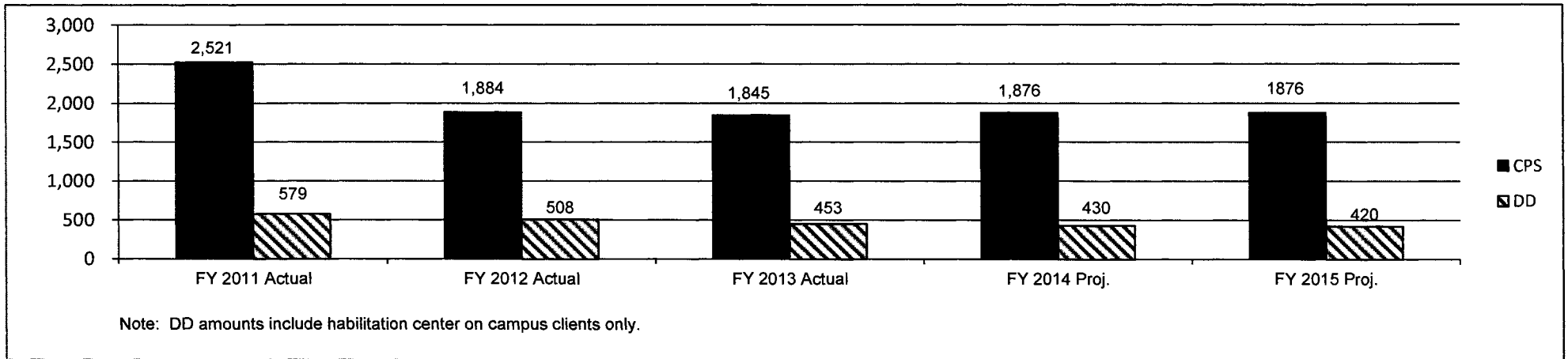
Department: Mental Health  
 Division: Department-wide  
 DI Name: Increased Medical Care Costs DI#1650014

Budget Unit: Various

**6. PERFORMANCE MEASURES (continued)**

6c. Provide the number of clients/individuals served, if applicable.

**Facility Clients Served**



6d. Provide a customer satisfaction measure, if available.

Not applicable.

**7. STRATEGIES TO ACHIEVE THE PERFORMANCE MEASUREMENT TARGETS:**

Increase funding available for purchase of medical care.

**REPORT 10 - FY 2015 GOVERNOR RECOMMENDS**

**DECISION ITEM DETAIL**

Budget Unit	FY 2013	FY 2013	FY 2014	FY 2014	FY 2015	FY 2015	FY 2015	FY 2015
Decision Item	ACTUAL	ACTUAL	BUDGET	BUDGET	DEPT REQ	DEPT REQ	GOV REC	GOV REC
Budget Object Class	DOLLAR	FTE	DOLLAR	FTE	DOLLAR	FTE	DOLLAR	FTE
<b>FULTON STATE HOSPITAL</b>								
<b>DMH Increased Medical Care - 1650014</b>								
SUPPLIES	0	0.00	0	0.00	178,495	0.00	178,495	0.00
TOTAL - EE	0	0.00	0	0.00	178,495	0.00	178,495	0.00
<b>GRAND TOTAL</b>	<b>\$0</b>	<b>0.00</b>	<b>\$0</b>	<b>0.00</b>	<b>\$178,495</b>	<b>0.00</b>	<b>\$178,495</b>	<b>0.00</b>
GENERAL REVENUE	\$0	0.00	\$0	0.00	\$178,495	0.00	\$178,495	0.00
FEDERAL FUNDS	\$0	0.00	\$0	0.00	\$0	0.00	\$0	0.00
OTHER FUNDS	\$0	0.00	\$0	0.00	\$0	0.00	\$0	0.00

**REPORT 10 - FY 2015 GOVERNOR RECOMMENDS**

**DECISION ITEM DETAIL**

Budget Unit	FY 2013	FY 2013	FY 2014	FY 2014	FY 2015	FY 2015	FY 2015	FY 2015
Decision Item	ACTUAL	ACTUAL	BUDGET	BUDGET	DEPT REQ	DEPT REQ	GOV REC	GOV REC
Budget Object Class	DOLLAR	FTE	DOLLAR	FTE	DOLLAR	FTE	DOLLAR	FTE
<b>NORTHWEST MO PSY REHAB CENTER</b>								
<b>DMH Increased Medical Care - 1650014</b>								
SUPPLIES	0	0.00	0	0.00	37,882	0.00	37,882	0.00
PROFESSIONAL SERVICES	0	0.00	0	0.00	270,000	0.00	190,000	0.00
TOTAL - EE	0	0.00	0	0.00	307,882	0.00	227,882	0.00
<b>GRAND TOTAL</b>	<b>\$0</b>	<b>0.00</b>	<b>\$0</b>	<b>0.00</b>	<b>\$307,882</b>	<b>0.00</b>	<b>\$227,882</b>	<b>0.00</b>
GENERAL REVENUE	\$0	0.00	\$0	0.00	\$307,882	0.00	\$227,882	0.00
FEDERAL FUNDS	\$0	0.00	\$0	0.00	\$0	0.00	\$0	0.00
OTHER FUNDS	\$0	0.00	\$0	0.00	\$0	0.00	\$0	0.00

**REPORT 10 - FY 2015 GOVERNOR RECOMMENDS**

**DECISION ITEM DETAIL**

Budget Unit	FY 2013	FY 2013	FY 2014	FY 2014	FY 2015	FY 2015	FY 2015	FY 2015
Decision Item	ACTUAL	ACTUAL	BUDGET	BUDGET	DEPT REQ	DEPT REQ	GOV REC	GOV REC
Budget Object Class	DOLLAR	FTE	DOLLAR	FTE	DOLLAR	FTE	DOLLAR	FTE
<b>ST LOUIS PSYCHIATRIC REHAB CT</b>								
<b>DMH Increased Medical Care - 1650014</b>								
SUPPLIES	0	0.00	0	0.00	45,211	0.00	45,211	0.00
PROFESSIONAL SERVICES	0	0.00	0	0.00	300,000	0.00	300,000	0.00
<b>TOTAL - EE</b>	<b>0</b>	<b>0.00</b>	<b>0</b>	<b>0.00</b>	<b>345,211</b>	<b>0.00</b>	<b>345,211</b>	<b>0.00</b>
<b>GRAND TOTAL</b>	<b>\$0</b>	<b>0.00</b>	<b>\$0</b>	<b>0.00</b>	<b>\$345,211</b>	<b>0.00</b>	<b>\$345,211</b>	<b>0.00</b>
GENERAL REVENUE	\$0	0.00	\$0	0.00	\$345,211	0.00	\$345,211	0.00
FEDERAL FUNDS	\$0	0.00	\$0	0.00	\$0	0.00	\$0	0.00
OTHER FUNDS	\$0	0.00	\$0	0.00	\$0	0.00	\$0	0.00

**REPORT 10 - FY 2015 GOVERNOR RECOMMENDS**

**DECISION ITEM DETAIL**

Budget Unit	FY 2013	FY 2013	FY 2014	FY 2014	FY 2015	FY 2015	FY 2015	FY 2015
Decision Item	ACTUAL	ACTUAL	BUDGET	BUDGET	DEPT REQ	DEPT REQ	GOV REC	GOV REC
Budget Object Class	DOLLAR	FTE	DOLLAR	FTE	DOLLAR	FTE	DOLLAR	FTE
<b>SOUTHWEST MO PSY REHAB CENTER</b>								
<b>DMH Increased Medical Care - 1650014</b>								
SUPPLIES	0	0.00	0	0.00	4,577	0.00	0	0.00
PROFESSIONAL SERVICES	0	0.00	0	0.00	10,000	0.00	0	0.00
TOTAL - EE	0	0.00	0	0.00	14,577	0.00	0	0.00
<b>GRAND TOTAL</b>	<b>\$0</b>	<b>0.00</b>	<b>\$0</b>	<b>0.00</b>	<b>\$14,577</b>	<b>0.00</b>	<b>\$0</b>	<b>0.00</b>
GENERAL REVENUE	\$0	0.00	\$0	0.00	\$14,577	0.00		0.00
FEDERAL FUNDS	\$0	0.00	\$0	0.00	\$0	0.00		0.00
OTHER FUNDS	\$0	0.00	\$0	0.00	\$0	0.00		0.00



**REPORT 10 - FY 2015 GOVERNOR RECOMMENDS**

**DECISION ITEM DETAIL**

Budget Unit	FY 2013	FY 2013	FY 2014	FY 2014	FY 2015	FY 2015	FY 2015	FY 2015
Decision Item	ACTUAL	ACTUAL	BUDGET	BUDGET	DEPT REQ	DEPT REQ	GOV REC	GOV REC
Budget Object Class	DOLLAR	FTE	DOLLAR	FTE	DOLLAR	FTE	DOLLAR	FTE
<b>METRO ST LOUIS PSYCH CENTER</b>								
<b>DMH Increased Medical Care - 1650014</b>								
SUPPLIES	0	0.00	0	0.00	67,221	0.00	67,221	0.00
PROFESSIONAL SERVICES	0	0.00	0	0.00	40,000	0.00	0	0.00
<b>TOTAL - EE</b>	<b>0</b>	<b>0.00</b>	<b>0</b>	<b>0.00</b>	<b>107,221</b>	<b>0.00</b>	<b>67,221</b>	<b>0.00</b>
<b>GRAND TOTAL</b>	<b>\$0</b>	<b>0.00</b>	<b>\$0</b>	<b>0.00</b>	<b>\$107,221</b>	<b>0.00</b>	<b>\$67,221</b>	<b>0.00</b>
GENERAL REVENUE	\$0	0.00	\$0	0.00	\$107,221	0.00	\$67,221	0.00
FEDERAL FUNDS	\$0	0.00	\$0	0.00	\$0	0.00	\$0	0.00
OTHER FUNDS	\$0	0.00	\$0	0.00	\$0	0.00	\$0	0.00

1/29/14 14:24

im\_didetail

**REPORT 10 - FY 2015 GOVERNOR RECOMMENDS**

**DECISION ITEM DETAIL**

Budget Unit	FY 2013	FY 2013	FY 2014	FY 2014	FY 2015	FY 2015	FY 2015	FY 2015
Decision Item	ACTUAL	ACTUAL	BUDGET	BUDGET	DEPT REQ	DEPT REQ	GOV REC	GOV REC
Budget Object Class	DOLLAR	FTE	DOLLAR	FTE	DOLLAR	FTE	DOLLAR	FTE
<b>SEMO MHC-SORTS</b>								
<b>DMH Increased Medical Care - 1650014</b>								
SUPPLIES	0	0.00	0	0.00	36,533	0.00	36,533	0.00
TOTAL - EE	0	0.00	0	0.00	36,533	0.00	36,533	0.00
<b>GRAND TOTAL</b>	<b>\$0</b>	<b>0.00</b>	<b>\$0</b>	<b>0.00</b>	<b>\$36,533</b>	<b>0.00</b>	<b>\$36,533</b>	<b>0.00</b>
GENERAL REVENUE	\$0	0.00	\$0	0.00	\$36,533	0.00	\$36,533	0.00
FEDERAL FUNDS	\$0	0.00	\$0	0.00	\$0	0.00	\$0	0.00
OTHER FUNDS	\$0	0.00	\$0	0.00	\$0	0.00	\$0	0.00

**REPORT 10 - FY 2015 GOVERNOR RECOMMENDS**

**DECISION ITEM DETAIL**

Budget Unit	FY 2013	FY 2013	FY 2014	FY 2014	FY 2015	FY 2015	FY 2015	FY 2015
Decision Item	ACTUAL	ACTUAL	BUDGET	BUDGET	DEPT REQ	DEPT REQ	GOV REC	GOV REC
Budget Object Class	DOLLAR	FTE	DOLLAR	FTE	DOLLAR	FTE	DOLLAR	FTE
<b>SOUTHEAST MO MHC</b>								
<b>DMH Increased Medical Care - 1650014</b>								
SUPPLIES	0	0.00	0	0.00	39,337	0.00	39,337	0.00
TOTAL - EE	0	0.00	0	0.00	39,337	0.00	39,337	0.00
<b>GRAND TOTAL</b>	<b>\$0</b>	<b>0.00</b>	<b>\$0</b>	<b>0.00</b>	<b>\$39,337</b>	<b>0.00</b>	<b>\$39,337</b>	<b>0.00</b>
GENERAL REVENUE	\$0	0.00	\$0	0.00	\$39,337	0.00	\$39,337	0.00
FEDERAL FUNDS	\$0	0.00	\$0	0.00	\$0	0.00	\$0	0.00
OTHER FUNDS	\$0	0.00	\$0	0.00	\$0	0.00	\$0	0.00

**REPORT 10 - FY 2015 GOVERNOR RECOMMENDS**

**DECISION ITEM DETAIL**

Budget Unit	FY 2013	FY 2013	FY 2014	FY 2014	FY 2015	FY 2015	FY 2015	FY 2015
Decision Item	ACTUAL	ACTUAL	BUDGET	BUDGET	DEPT REQ	DEPT REQ	GOV REC	GOV REC
Budget Object Class	DOLLAR	FTE	DOLLAR	FTE	DOLLAR	FTE	DOLLAR	FTE
<b>CTR FOR BEHAVIORAL MEDICINE</b>								
<b>DMH Increased Medical Care - 1650014</b>								
SUPPLIES	0	0.00	0	0.00	56,018	0.00	56,018	0.00
TOTAL - EE	0	0.00	0	0.00	56,018	0.00	56,018	0.00
<b>GRAND TOTAL</b>	<b>\$0</b>	<b>0.00</b>	<b>\$0</b>	<b>0.00</b>	<b>\$56,018</b>	<b>0.00</b>	<b>\$56,018</b>	<b>0.00</b>
GENERAL REVENUE	\$0	0.00	\$0	0.00	\$56,018	0.00	\$56,018	0.00
FEDERAL FUNDS	\$0	0.00	\$0	0.00	\$0	0.00	\$0	0.00
OTHER FUNDS	\$0	0.00	\$0	0.00	\$0	0.00	\$0	0.00

1/29/14 14:24

im\_didetall

**REPORT 10 - FY 2015 GOVERNOR RECOMMENDS**

**DECISION ITEM DETAIL**

Budget Unit	FY 2013	FY 2013	FY 2014	FY 2014	FY 2015	FY 2015	FY 2015	FY 2015
Decision Item	ACTUAL	ACTUAL	BUDGET	BUDGET	DEPT REQ	DEPT REQ	GOV REC	GOV REC
Budget Object Class	DOLLAR	FTE	DOLLAR	FTE	DOLLAR	FTE	DOLLAR	FTE
<b>HAWTHORN CHILD PSYCH HOSP</b>								
<b>DMH Increased Medical Care - 1650014</b>								
SUPPLIES	0	0.00	0	0.00	28,193	0.00	28,193	0.00
PROFESSIONAL SERVICES	0	0.00	0	0.00	40,000	0.00	0	0.00
<b>TOTAL - EE</b>	<b>0</b>	<b>0.00</b>	<b>0</b>	<b>0.00</b>	<b>68,193</b>	<b>0.00</b>	<b>28,193</b>	<b>0.00</b>
<b>GRAND TOTAL</b>	<b>\$0</b>	<b>0.00</b>	<b>\$0</b>	<b>0.00</b>	<b>\$68,193</b>	<b>0.00</b>	<b>\$28,193</b>	<b>0.00</b>
<b>GENERAL REVENUE</b>	<b>\$0</b>	<b>0.00</b>	<b>\$0</b>	<b>0.00</b>	<b>\$68,193</b>	<b>0.00</b>	<b>\$28,193</b>	<b>0.00</b>
<b>FEDERAL FUNDS</b>	<b>\$0</b>	<b>0.00</b>	<b>\$0</b>	<b>0.00</b>	<b>\$0</b>	<b>0.00</b>	<b>\$0</b>	<b>0.00</b>
<b>OTHER FUNDS</b>	<b>\$0</b>	<b>0.00</b>	<b>\$0</b>	<b>0.00</b>	<b>\$0</b>	<b>0.00</b>	<b>\$0</b>	<b>0.00</b>

**REPORT 10 - FY 2015 GOVERNOR RECOMMENDS**

**DECISION ITEM DETAIL**

Budget Unit	FY 2013	FY 2013	FY 2014	FY 2014	FY 2015	FY 2015	FY 2015	FY 2015
Decision Item	ACTUAL	ACTUAL	BUDGET	BUDGET	DEPT REQ	DEPT REQ	GOV REC	GOV REC
Budget Object Class	DOLLAR	FTE	DOLLAR	FTE	DOLLAR	FTE	DOLLAR	FTE
<b>COTTONWOOD RESIDENTL TRMT CTR</b>								
<b>DMH Increased Medical Care - 1650014</b>								
SUPPLIES	0	0.00	0	0.00	7,022	0.00	7,022	0.00
TOTAL - EE	0	0.00	0	0.00	7,022	0.00	7,022	0.00
<b>GRAND TOTAL</b>	<b>\$0</b>	<b>0.00</b>	<b>\$0</b>	<b>0.00</b>	<b>\$7,022</b>	<b>0.00</b>	<b>\$7,022</b>	<b>0.00</b>
GENERAL REVENUE	\$0	0.00	\$0	0.00	\$7,022	0.00	\$7,022	0.00
FEDERAL FUNDS	\$0	0.00	\$0	0.00	\$0	0.00	\$0	0.00
OTHER FUNDS	\$0	0.00	\$0	0.00	\$0	0.00	\$0	0.00

**REPORT 10 - FY 2015 GOVERNOR RECOMMENDS**

**DECISION ITEM DETAIL**

Budget Unit	FY 2013	FY 2013	FY 2014	FY 2014	FY 2015	FY 2015	FY 2015	FY 2015
Decision Item	ACTUAL	ACTUAL	BUDGET	BUDGET	DEPT REQ	DEPT REQ	GOV REC	GOV REC
Budget Object Class	DOLLAR	FTE	DOLLAR	FTE	DOLLAR	FTE	DOLLAR	FTE
<b>ALBANY RO</b>								
<b>DMH Increased Medical Care - 1650014</b>								
SUPPLIES	0	0.00	0	0.00	767	0.00	0	0.00
<b>TOTAL - EE</b>	<b>0</b>	<b>0.00</b>	<b>0</b>	<b>0.00</b>	<b>767</b>	<b>0.00</b>	<b>0</b>	<b>0.00</b>
<b>GRAND TOTAL</b>	<b>\$0</b>	<b>0.00</b>	<b>\$0</b>	<b>0.00</b>	<b>\$767</b>	<b>0.00</b>	<b>\$0</b>	<b>0.00</b>
GENERAL REVENUE	\$0	0.00	\$0	0.00	\$767	0.00		0.00
FEDERAL FUNDS	\$0	0.00	\$0	0.00	\$0	0.00		0.00
OTHER FUNDS	\$0	0.00	\$0	0.00	\$0	0.00		0.00

1/29/14 14:24

im\_didetali

**REPORT 10 - FY 2015 GOVERNOR RECOMMENDS**

**DECISION ITEM DETAIL**

Budget Unit	FY 2013	FY 2013	FY 2014	FY 2014	FY 2015	FY 2015	FY 2015	FY 2015
Decision Item	ACTUAL	ACTUAL	BUDGET	BUDGET	DEPT REQ	DEPT REQ	GOV REC	GOV REC
Budget Object Class	DOLLAR	FTE	DOLLAR	FTE	DOLLAR	FTE	DOLLAR	FTE
<b>CENTRAL MO RO</b>								
<b>DMH Increased Medical Care - 1650014</b>								
SUPPLIES	0	0.00	0	0.00	34	0.00	0	0.00
TOTAL - EE	0	0.00	0	0.00	34	0.00	0	0.00
<b>GRAND TOTAL</b>	<b>\$0</b>	<b>0.00</b>	<b>\$0</b>	<b>0.00</b>	<b>\$34</b>	<b>0.00</b>	<b>\$0</b>	<b>0.00</b>
GENERAL REVENUE	\$0	0.00	\$0	0.00	\$34	0.00		0.00
FEDERAL FUNDS	\$0	0.00	\$0	0.00	\$0	0.00		0.00
OTHER FUNDS	\$0	0.00	\$0	0.00	\$0	0.00		0.00



**REPORT 10 - FY 2015 GOVERNOR RECOMMENDS**

**DECISION ITEM DETAIL**

Budget Unit	FY 2013	FY 2013	FY 2014	FY 2014	FY 2015	FY 2015	FY 2015	FY 2015
Decision Item	ACTUAL	ACTUAL	BUDGET	BUDGET	DEPT REQ	DEPT REQ	GOV REC	GOV REC
Budget Object Class	DOLLAR	FTE	DOLLAR	FTE	DOLLAR	FTE	DOLLAR	FTE
<b>HANNIBAL RO</b>								
<b>DMH Increased Medical Care - 1650014</b>								
SUPPLIES	0	0.00	0	0.00	5,634	0.00	1,145	0.00
TOTAL - EE	0	0.00	0	0.00	5,634	0.00	1,145	0.00
<b>GRAND TOTAL</b>	<b>\$0</b>	<b>0.00</b>	<b>\$0</b>	<b>0.00</b>	<b>\$5,634</b>	<b>0.00</b>	<b>\$1,145</b>	<b>0.00</b>
GENERAL REVENUE	\$0	0.00	\$0	0.00	\$5,634	0.00	\$1,145	0.00
FEDERAL FUNDS	\$0	0.00	\$0	0.00	\$0	0.00	\$0	0.00
OTHER FUNDS	\$0	0.00	\$0	0.00	\$0	0.00	\$0	0.00

**REPORT 10 - FY 2015 GOVERNOR RECOMMENDS**

**DECISION ITEM DETAIL**

Budget Unit	FY 2013	FY 2013	FY 2014	FY 2014	FY 2015	FY 2015	FY 2015	FY 2015
Decision Item	ACTUAL	ACTUAL	BUDGET	BUDGET	DEPT REQ	DEPT REQ	GOV REC	GOV REC
Budget Object Class	DOLLAR	FTE	DOLLAR	FTE	DOLLAR	FTE	DOLLAR	FTE
<b>JOPLIN RO</b>								
<b>DMH Increased Medical Care - 1650014</b>								
SUPPLIES	0	0.00	0	0.00	2,430	0.00	0	0.00
TOTAL - EE	0	0.00	0	0.00	2,430	0.00	0	0.00
<b>GRAND TOTAL</b>	<b>\$0</b>	<b>0.00</b>	<b>\$0</b>	<b>0.00</b>	<b>\$2,430</b>	<b>0.00</b>	<b>\$0</b>	<b>0.00</b>
GENERAL REVENUE	\$0	0.00	\$0	0.00	\$2,430	0.00		0.00
FEDERAL FUNDS	\$0	0.00	\$0	0.00	\$0	0.00		0.00
OTHER FUNDS	\$0	0.00	\$0	0.00	\$0	0.00		0.00

**REPORT 10 - FY 2015 GOVERNOR RECOMMENDS**

**DECISION ITEM DETAIL**

Budget Unit	FY 2013	FY 2013	FY 2014	FY 2014	FY 2015	FY 2015	FY 2015	FY 2015
Decision Item	ACTUAL	ACTUAL	BUDGET	BUDGET	DEPT REQ	DEPT REQ	GOV REC	GOV REC
Budget Object Class	DOLLAR	FTE	DOLLAR	FTE	DOLLAR	FTE	DOLLAR	FTE
<b>KANSAS CITY RO</b>								
<b>DMH Increased Medical Care - 1650014</b>								
SUPPLIES	0	0.00	0	0.00	1,193	0.00	872	0.00
TOTAL - EE	0	0.00	0	0.00	1,193	0.00	872	0.00
<b>GRAND TOTAL</b>	<b>\$0</b>	<b>0.00</b>	<b>\$0</b>	<b>0.00</b>	<b>\$1,193</b>	<b>0.00</b>	<b>\$872</b>	<b>0.00</b>
GENERAL REVENUE	\$0	0.00	\$0	0.00	\$1,193	0.00	\$872	0.00
FEDERAL FUNDS	\$0	0.00	\$0	0.00	\$0	0.00	\$0	0.00
OTHER FUNDS	\$0	0.00	\$0	0.00	\$0	0.00	\$0	0.00

1/29/14 14:24

im\_didetail

**REPORT 10 - FY 2015 GOVERNOR RECOMMENDS**

**DECISION ITEM DETAIL**

Budget Unit	FY 2013	FY 2013	FY 2014	FY 2014	FY 2015	FY 2015	FY 2015	FY 2015
Decision Item	ACTUAL	ACTUAL	BUDGET	BUDGET	DEPT REQ	DEPT REQ	GOV REC	GOV REC
Budget Object Class	DOLLAR	FTE	DOLLAR	FTE	DOLLAR	FTE	DOLLAR	FTE
<b>KIRKSVILLE RO</b>								
<b>DMH Increased Medical Care - 1650014</b>								
SUPPLIES	0	0.00	0	0.00	1,262	0.00	42	0.00
TOTAL - EE	0	0.00	0	0.00	1,262	0.00	42	0.00
<b>GRAND TOTAL</b>	<b>\$0</b>	<b>0.00</b>	<b>\$0</b>	<b>0.00</b>	<b>\$1,262</b>	<b>0.00</b>	<b>\$42</b>	<b>0.00</b>
GENERAL REVENUE	\$0	0.00	\$0	0.00	\$1,262	0.00	\$42	0.00
FEDERAL FUNDS	\$0	0.00	\$0	0.00	\$0	0.00	\$0	0.00
OTHER FUNDS	\$0	0.00	\$0	0.00	\$0	0.00	\$0	0.00

**REPORT 10 - FY 2015 GOVERNOR RECOMMENDS**

**DECISION ITEM DETAIL**

Budget Unit	FY 2013	FY 2013	FY 2014	FY 2014	FY 2015	FY 2015	FY 2015	FY 2015
Decision Item	ACTUAL	ACTUAL	BUDGET	BUDGET	DEPT REQ	DEPT REQ	GOV REC	GOV REC
Budget Object Class	DOLLAR	FTE	DOLLAR	FTE	DOLLAR	FTE	DOLLAR	FTE
<b>POPLAR BLUFF RO</b>								
<b>DMH Increased Medical Care - 1650014</b>								
SUPPLIES	0	0.00	0	0.00	34	0.00	0	0.00
TOTAL - EE	0	0.00	0	0.00	34	0.00	0	0.00
<b>GRAND TOTAL</b>	<b>\$0</b>	<b>0.00</b>	<b>\$0</b>	<b>0.00</b>	<b>\$34</b>	<b>0.00</b>	<b>\$0</b>	<b>0.00</b>
GENERAL REVENUE	\$0	0.00	\$0	0.00	\$34	0.00		0.00
FEDERAL FUNDS	\$0	0.00	\$0	0.00	\$0	0.00		0.00
OTHER FUNDS	\$0	0.00	\$0	0.00	\$0	0.00		0.00

**REPORT 10 - FY 2015 GOVERNOR RECOMMENDS**

**DECISION ITEM DETAIL**

Budget Unit	FY 2013	FY 2013	FY 2014	FY 2014	FY 2015	FY 2015	FY 2015	FY 2015
Decision Item	ACTUAL	ACTUAL	BUDGET	BUDGET	DEPT REQ	DEPT REQ	GOV REC	GOV REC
Budget Object Class	DOLLAR	FTE	DOLLAR	FTE	DOLLAR	FTE	DOLLAR	FTE
<b>ROLLA RO</b>								
<b>DMH Increased Medical Care - 1650014</b>								
SUPPLIES	0	0.00	0	0.00	37	0.00	3	0.00
TOTAL - EE	0	0.00	0	0.00	37	0.00	3	0.00
<b>GRAND TOTAL</b>	<b>\$0</b>	<b>0.00</b>	<b>\$0</b>	<b>0.00</b>	<b>\$37</b>	<b>0.00</b>	<b>\$3</b>	<b>0.00</b>
GENERAL REVENUE	\$0	0.00	\$0	0.00	\$37	0.00	\$3	0.00
FEDERAL FUNDS	\$0	0.00	\$0	0.00	\$0	0.00	\$0	0.00
OTHER FUNDS	\$0	0.00	\$0	0.00	\$0	0.00	\$0	0.00

**REPORT 10 - FY 2015 GOVERNOR RECOMMENDS**

**DECISION ITEM DETAIL**

Budget Unit	FY 2013	FY 2013	FY 2014	FY 2014	FY 2015	FY 2015	FY 2015	FY 2015
Decision Item	ACTUAL	ACTUAL	BUDGET	BUDGET	DEPT REQ	DEPT REQ	GOV REC	GOV REC
Budget Object Class	DOLLAR	FTE	DOLLAR	FTE	DOLLAR	FTE	DOLLAR	FTE
<b>SIKESTON RO</b>								
<b>DMH Increased Medical Care - 1650014</b>								
SUPPLIES	0	0.00	0	0.00	1,584	0.00	0	0.00
TOTAL - EE	0	0.00	0	0.00	1,584	0.00	0	0.00
<b>GRAND TOTAL</b>	<b>\$0</b>	<b>0.00</b>	<b>\$0</b>	<b>0.00</b>	<b>\$1,584</b>	<b>0.00</b>	<b>\$0</b>	<b>0.00</b>
GENERAL REVENUE	\$0	0.00	\$0	0.00	\$1,584	0.00		0.00
FEDERAL FUNDS	\$0	0.00	\$0	0.00	\$0	0.00		0.00
OTHER FUNDS	\$0	0.00	\$0	0.00	\$0	0.00		0.00

**REPORT 10 - FY 2015 GOVERNOR RECOMMENDS**

**DECISION ITEM DETAIL**

Budget Unit	FY 2013	FY 2013	FY 2014	FY 2014	FY 2015	FY 2015	FY 2015	FY 2015
Decision Item	ACTUAL	ACTUAL	BUDGET	BUDGET	DEPT REQ	DEPT REQ	GOV REC	GOV REC
Budget Object Class	DOLLAR	FTE	DOLLAR	FTE	DOLLAR	FTE	DOLLAR	FTE
<b>SPRINGFIELD RO</b>								
<b>DMH Increased Medical Care - 1650014</b>								
SUPPLIES	0	0.00	0	0.00	5,223	0.00	1	0.00
TOTAL - EE	0	0.00	0	0.00	5,223	0.00	1	0.00
<b>GRAND TOTAL</b>	<b>\$0</b>	<b>0.00</b>	<b>\$0</b>	<b>0.00</b>	<b>\$5,223</b>	<b>0.00</b>	<b>\$1</b>	<b>0.00</b>
GENERAL REVENUE	\$0	0.00	\$0	0.00	\$5,223	0.00	\$1	0.00
FEDERAL FUNDS	\$0	0.00	\$0	0.00	\$0	0.00	\$0	0.00
OTHER FUNDS	\$0	0.00	\$0	0.00	\$0	0.00	\$0	0.00



**REPORT 10 - FY 2015 GOVERNOR RECOMMENDS**

**DECISION ITEM DETAIL**

Budget Unit	FY 2013	FY 2013	FY 2014	FY 2014	FY 2015	FY 2015	FY 2015	FY 2015
Decision Item	ACTUAL	ACTUAL	BUDGET	BUDGET	DEPT REQ	DEPT REQ	GOV REC	GOV REC
Budget Object Class	DOLLAR	FTE	DOLLAR	FTE	DOLLAR	FTE	DOLLAR	FTE
<b>ST LOUIS RO</b>								
<b>DMH Increased Medical Care - 1650014</b>								
SUPPLIES	0	0.00	0	0.00	6,297	0.00	241	0.00
TOTAL - EE	0	0.00	0	0.00	6,297	0.00	241	0.00
<b>GRAND TOTAL</b>	<b>\$0</b>	<b>0.00</b>	<b>\$0</b>	<b>0.00</b>	<b>\$6,297</b>	<b>0.00</b>	<b>\$241</b>	<b>0.00</b>
GENERAL REVENUE	\$0	0.00	\$0	0.00	\$6,297	0.00	\$241	0.00
FEDERAL FUNDS	\$0	0.00	\$0	0.00	\$0	0.00	\$0	0.00
OTHER FUNDS	\$0	0.00	\$0	0.00	\$0	0.00	\$0	0.00

**REPORT 10 - FY 2015 GOVERNOR RECOMMENDS**

**DECISION ITEM DETAIL**

Budget Unit	FY 2013	FY 2013	FY 2014	FY 2014	FY 2015	FY 2015	FY 2015	FY 2015
Decision Item	ACTUAL	ACTUAL	BUDGET	BUDGET	DEPT REQ	DEPT REQ	GOV REC	GOV REC
Budget Object Class	DOLLAR	FTE	DOLLAR	FTE	DOLLAR	FTE	DOLLAR	FTE
<b>BELLEFONTAINE HC</b>								
<b>DMH Increased Medical Care - 1650014</b>								
SUPPLIES	0	0.00	0	0.00	76,058	0.00	91	0.00
TOTAL - EE	0	0.00	0	0.00	76,058	0.00	91	0.00
<b>GRAND TOTAL</b>	<b>\$0</b>	<b>0.00</b>	<b>\$0</b>	<b>0.00</b>	<b>\$76,058</b>	<b>0.00</b>	<b>\$91</b>	<b>0.00</b>
GENERAL REVENUE	\$0	0.00	\$0	0.00	\$76,058	0.00	\$91	0.00
FEDERAL FUNDS	\$0	0.00	\$0	0.00	\$0	0.00	\$0	0.00
OTHER FUNDS	\$0	0.00	\$0	0.00	\$0	0.00	\$0	0.00

**REPORT 10 - FY 2015 GOVERNOR RECOMMENDS**

**DECISION ITEM DETAIL**

Budget Unit	FY 2013	FY 2013	FY 2014	FY 2014	FY 2015	FY 2015	FY 2015	FY 2015
Decision Item	ACTUAL	ACTUAL	BUDGET	BUDGET	DEPT REQ	DEPT REQ	GOV REC	GOV REC
Budget Object Class	DOLLAR	FTE	DOLLAR	FTE	DOLLAR	FTE	DOLLAR	FTE
<b>HIGGINSVILLE HC</b>								
<b>DMH Increased Medical Care - 1650014</b>								
SUPPLIES	0	0.00	0	0.00	26,993	0.00	4,063	0.00
TOTAL - EE	0	0.00	0	0.00	26,993	0.00	4,063	0.00
<b>GRAND TOTAL</b>	<b>\$0</b>	<b>0.00</b>	<b>\$0</b>	<b>0.00</b>	<b>\$26,993</b>	<b>0.00</b>	<b>\$4,063</b>	<b>0.00</b>
GENERAL REVENUE	\$0	0.00	\$0	0.00	\$26,993	0.00	\$4,063	0.00
FEDERAL FUNDS	\$0	0.00	\$0	0.00	\$0	0.00	\$0	0.00
OTHER FUNDS	\$0	0.00	\$0	0.00	\$0	0.00	\$0	0.00

**REPORT 10 - FY 2015 GOVERNOR RECOMMENDS**

**DECISION ITEM DETAIL**

Budget Unit	FY 2013	FY 2013	FY 2014	FY 2014	FY 2015	FY 2015	FY 2015	FY 2015
Decision Item	ACTUAL	ACTUAL	BUDGET	BUDGET	DEPT REQ	DEPT REQ	GOV REC	GOV REC
Budget Object Class	DOLLAR	FTE	DOLLAR	FTE	DOLLAR	FTE	DOLLAR	FTE
<b>MARSHALL HC</b>								
<b>DMH Increased Medical Care - 1650014</b>								
SUPPLIES	0	0.00	0	0.00	176,335	0.00	4,147	0.00
TOTAL - EE	0	0.00	0	0.00	176,335	0.00	4,147	0.00
<b>GRAND TOTAL</b>	<b>\$0</b>	<b>0.00</b>	<b>\$0</b>	<b>0.00</b>	<b>\$176,335</b>	<b>0.00</b>	<b>\$4,147</b>	<b>0.00</b>
GENERAL REVENUE	\$0	0.00	\$0	0.00	\$176,335	0.00	\$4,147	0.00
FEDERAL FUNDS	\$0	0.00	\$0	0.00	\$0	0.00	\$0	0.00
OTHER FUNDS	\$0	0.00	\$0	0.00	\$0	0.00	\$0	0.00

**REPORT 10 - FY 2015 GOVERNOR RECOMMENDS**

**DECISION ITEM DETAIL**

Budget Unit	FY 2013	FY 2013	FY 2014	FY 2014	FY 2015	FY 2015	FY 2015	FY 2015
Decision Item	ACTUAL	ACTUAL	BUDGET	BUDGET	DEPT REQ	DEPT REQ	GOV REC	GOV REC
Budget Object Class	DOLLAR	FTE	DOLLAR	FTE	DOLLAR	FTE	DOLLAR	FTE
<b>NEVADA HC</b>								
<b>DMH Increased Medical Care - 1650014</b>								
SUPPLIES	0	0.00	0	0.00	35,816	0.00	1,407	0.00
TOTAL - EE	0	0.00	0	0.00	35,816	0.00	1,407	0.00
<b>GRAND TOTAL</b>	<b>\$0</b>	<b>0.00</b>	<b>\$0</b>	<b>0.00</b>	<b>\$35,816</b>	<b>0.00</b>	<b>\$1,407</b>	<b>0.00</b>
GENERAL REVENUE	\$0	0.00	\$0	0.00	\$35,816	0.00	\$1,407	0.00
FEDERAL FUNDS	\$0	0.00	\$0	0.00	\$0	0.00	\$0	0.00
OTHER FUNDS	\$0	0.00	\$0	0.00	\$0	0.00	\$0	0.00

**REPORT 10 - FY 2015 GOVERNOR RECOMMENDS**

**DECISION ITEM DETAIL**

Budget Unit	FY 2013	FY 2013	FY 2014	FY 2014	FY 2015	FY 2015	FY 2015	FY 2015
Decision Item	ACTUAL	ACTUAL	BUDGET	BUDGET	DEPT REQ	DEPT REQ	GOV REC	GOV REC
Budget Object Class	DOLLAR	FTE	DOLLAR	FTE	DOLLAR	FTE	DOLLAR	FTE
<b>ST LOUIS DDTC</b>								
<b>DMH Increased Medical Care - 1650014</b>								
SUPPLIES	0	0.00	0	0.00	119,411	0.00	7,481	0.00
TOTAL - EE	0	0.00	0	0.00	119,411	0.00	7,481	0.00
<b>GRAND TOTAL</b>	<b>\$0</b>	<b>0.00</b>	<b>\$0</b>	<b>0.00</b>	<b>\$119,411</b>	<b>0.00</b>	<b>\$7,481</b>	<b>0.00</b>
GENERAL REVENUE	\$0	0.00	\$0	0.00	\$119,411	0.00	\$7,481	0.00
FEDERAL FUNDS	\$0	0.00	\$0	0.00	\$0	0.00	\$0	0.00
OTHER FUNDS	\$0	0.00	\$0	0.00	\$0	0.00	\$0	0.00

**REPORT 10 - FY 2015 GOVERNOR RECOMMENDS**

**DECISION ITEM DETAIL**

Budget Unit	FY 2013	FY 2013	FY 2014	FY 2014	FY 2015	FY 2015	FY 2015	FY 2015
Decision Item	ACTUAL	ACTUAL	BUDGET	BUDGET	DEPT REQ	DEPT REQ	GOV REC	GOV REC
Budget Object Class	DOLLAR	FTE	DOLLAR	FTE	DOLLAR	FTE	DOLLAR	FTE
<b>SOUTHEAST MO RES SVCS</b>								
<b>DMH Increased Medical Care - 1650014</b>								
SUPPLIES	0	0.00	0	0.00	12,863	0.00	5,144	0.00
TOTAL - EE	0	0.00	0	0.00	12,863	0.00	5,144	0.00
<b>GRAND TOTAL</b>	<b>\$0</b>	<b>0.00</b>	<b>\$0</b>	<b>0.00</b>	<b>\$12,863</b>	<b>0.00</b>	<b>\$5,144</b>	<b>0.00</b>
GENERAL REVENUE	\$0	0.00	\$0	0.00	\$12,863	0.00	\$5,144	0.00
FEDERAL FUNDS	\$0	0.00	\$0	0.00	\$0	0.00	\$0	0.00
OTHER FUNDS	\$0	0.00	\$0	0.00	\$0	0.00	\$0	0.00

**NEW DECISION ITEM**

RANK: \_\_\_\_\_ OF \_\_\_\_\_

<b>Department:</b> Mental Health	<b>Budget Unit:</b> Multiple
<b>Division:</b> Departmentwide	
<b>DI Name:</b> Increased Medication Costs	<b>DI#:</b> 1650003

**1. AMOUNT OF REQUEST**

	FY 2015 Budget Request					FY 2015 Governor's Recommendation			
	GR	Federal	Other	Total		GR	Fed	Other	Total
PS	0	0	0	0	PS	0	0	0	0
EE	830,455	0	0	830,455	EE	429,141	0	0	429,141
PSD	3,495,395	0	0	3,495,395	PSD	0	0	0	0
TRF	0	0	0	0	TRF	0	0	0	0
<b>Total</b>	<b>4,325,850</b>	<b>0</b>	<b>0</b>	<b>4,325,850</b>	<b>Total</b>	<b>429,141</b>	<b>0</b>	<b>0</b>	<b>429,141</b>
FTE	0.00	0.00	0.00	0.00	FTE	0.00	0.00	0.00	0.00

<b>Est. Fringe</b>	0	0	0	0
--------------------	---	---	---	---

*Note: Fringes budgeted in House Bill 5 except for certain fringes budgeted directly to MoDOT, Highway Patrol, and Conservation.*

<b>Est. Fringe</b>	0	0	0	0
--------------------	---	---	---	---

*Note: Fringes budgeted in House Bill 5 except for certain fringes budgeted directly to MoDOT, Highway Patrol, and Conservation.*

Other Funds: None.

Other Funds: None.

**2. THIS REQUEST CAN BE CATEGORIZED AS:**

<input type="checkbox"/> New Legislation	<input type="checkbox"/> New Program	<input type="checkbox"/> Fund Switch
<input type="checkbox"/> Federal Mandate	<input type="checkbox"/> Program Expansion	<input type="checkbox"/> Cost to Continue
<input type="checkbox"/> GR Pick-Up	<input type="checkbox"/> Space Request	<input type="checkbox"/> Equipment Replacement
<input type="checkbox"/> Pay Plan	<input checked="" type="checkbox"/> Other: Increased Costs	

**3. WHY IS THIS FUNDING NEEDED? PROVIDE AN EXPLANATION FOR ITEMS CHECKED IN #2. INCLUDE THE FEDERAL OR STATE STATUTORY OR CONSTITUTIONAL AUTHORIZATION FOR THIS PROGRAM.**

Medication is an essential treatment component for persons with serious mental illness and drug and alcohol addictions. State facilities, as well as community providers, are facing growing costs for medications. Additional funds for medication cost increases are needed to maintain adequate treatment practices.



**NEW DECISION ITEM**

RANK: \_\_\_\_\_ OF \_\_\_\_\_

<b>Department:</b> <u>Mental Health</u>	<b>Budget Unit:</b> <u>Multiple</u>
<b>Division:</b> <u>Departmentwide</u>	
<b>DI Name:</b> <u>Increased Medication Costs</u>	<b>DI#:</b> <u>1650003</u>

**3. WHY IS THIS FUNDING NEEDED? (Continued)**

This decision item requests funding for the ongoing inflation of pharmaceuticals. This increase can be attributed to the rising cost of drug ingredients, increase in units per prescription, cost of new, expensive medications, and utilization increases. The increase in ingredient costs is due to the inflationary increases which are incorporated into the overall pricing of prescription medications by the pharmaceutical industry as well as the addition of new, expensive agents to the marketplace. The inflation rate requested in this decision item is identical to the inflation rate requested by MO HealthNet Division for pharmacy.

In addition to the ongoing inflation of pharmaceuticals, this decision item requests funding to support the increasing use of anti-addiction medications in contracted substance abuse treatment programs. These new medications are a vital part of treatment for some people with alcohol and opiate addictions and can alter the course of recovery. Individuals prescribed these medications often have the most severe and chronic addictive disorders, with repeated failures in traditional treatment. Even so, it has been found that people using anti-addiction medications along with psychosocial interventions have better treatment outcomes (abstinence, employment, decreased criminal activity) than those with less serious addictions who were not prescribed medications. The current FDA-approved medications decrease cravings and prevent the euphoria associated with substance abuse, yet are non-addictive themselves. Missouri is the first state in the country to incorporate medication-assisted treatment in all of its publicly funded treatment programs, with successful outcomes that have been published in professional journals.

This item also includes funding to cover the annual cost increase for contracted pharmacy services, to replace lost Medicare Part D earnings, and for psychopharmacologist resident stipends.

**4. DESCRIBE THE DETAILED ASSUMPTIONS USED TO DERIVE THE SPECIFIC REQUESTED AMOUNT. (How did you determine that the requested number of FTE were appropriate? From what source or standard did you derive the requested levels of funding? Were alternatives such as outsourcing or automation considered? If based on new legislation, does request tie to TAFP fiscal note? If not, explain why. Detail which portions of the request are one-times and how those amounts were calculated.)**

**REQUEST:**

This is a 4.23% inflationary increase based off of FY 2013 actual spending.

<b>HB Section</b>	<b>Approp</b>	<b>Type</b>	<b>Fund</b>	<b>Amount</b>
10.110 ADA Treatment Services	4147	PSD	0101	\$163,452
10.205 CPS Facility Support	6771	EE	0101	\$2,105
10.235 CPS Medications	0373	EE	0101	\$401,314
10.300 Fulton State Hospital	2061	EE	0101	\$4,375
10.300 Fulton State Hospital - SORTS	7827	EE	0101	\$7,279
10.305 Northwest MO PRC	2063	EE	0101	\$858

**NEW DECISION ITEM**  
**RANK: \_\_\_\_\_ OF \_\_\_\_\_**

<b>Department:</b> <u>Mental Health</u>	<b>Budget Unit:</b> <u>Multiple</u>
<b>Division:</b> <u>Departmentwide</u>	
<b>DI Name:</b> <u>Increased Medication Costs</u>	<b>DI#:</b> <u>1650003</u>

**4. DESCRIBE THE DETAILED ASSUMPTIONS USED TO DERIVE THE SPECIFIC REQUESTED AMOUNT. (Continued)**

**REQUEST (Continued):**

<b>HB Section</b>	<b>Approp</b>	<b>Type</b>	<b>Fund</b>	<b>Amount</b>
10.310 St. Louis PRC	2064	EE	0101	\$11
10.320 Metro St. Louis	2068	EE	0101	\$227
10.330 Southeast MO MHC	2083	EE	0101	\$920
10.330 Southeast - SORTS	2246	EE	0101	\$9,855
10.340 Center for Behavioral Medicine	2090	EE	0101	\$1,886
10.350 Hawthorn CPH	2067	EE	0101	\$1,351
10.355 Cottonwood RTC	2066	EE	0101	\$3,222
			<b>Total:</b>	<b>\$596,855</b>

=====  
 This portion of the decision item will allow the Division of Behavioral Health to cover the increased utilization of anti-addiction medication. The average cost of medication assisted treatment is \$569 per individual. This will allow for the continued services to 3,389 individuals in the treatment of substance use disorders.

<b>HB Section</b>	<b>Approp</b>	<b>Type</b>	<b>Fund</b>	<b>Amount</b>
10.110 ADA Treatment Services	4147	PSD	0101	<b>\$1,928,575</b>

=====  
 This portion of the decision item will allow the Division of Behavioral Health to cover the FY 2014 (\$141,288 Cost-to-Continue) and FY15 (\$145,764) annual cost increases for contracted pharmacy services. Statutory authority is located in sections 632.010.1 and 632.010.2(1) RSMo.

<b>HB Section</b>	<b>Approp</b>	<b>Type</b>	<b>Fund</b>	<b>Amount</b>
10.300 Fulton State Hospital	2061	EE	0101	\$68,340
10.305 Northwest MO PRC	2063	EE	0101	\$35,412
10.310 St. Louis PRC	2064	EE	0101	\$31,008
10.320 Metro St. Louis PRC	2068	EE	0101	\$36,816
10.330 Southeast MO MHC	2083	EE	0101	\$54,804
10.340 Center for Behavioral Medicine	2090	EE	0101	\$44,100
10.350 Hawthorn CPH	2067	EE	0101	\$16,572
			<b>Total:</b>	<b>\$287,052</b>

**NEW DECISION ITEM**  
**RANK: \_\_\_\_\_ OF \_\_\_\_\_**

<b>Department:</b> <u>Mental Health</u>	<b>Budget Unit:</b> <u>Multiple</u>
<b>Division:</b> <u>Departmentwide</u>	
<b>DI Name:</b> <u>Increased Medication Costs</u>	<b>DI#:</b> <u>1650003</u>

**4. DESCRIBE THE DETAILED ASSUMPTIONS USED TO DERIVE THE SPECIFIC REQUESTED AMOUNT. (Continued)**

**REQUEST (Continued):**

This portion of the decision item will fund the loss of revenues generated from Medicare Part D billings. Part D billings have declined due to many brand name psychotropic medications going generic and a reduction in beds as a result of inpatient redesign strategies.

<b>HB Section</b>	<b>Approp</b>	<b>Type</b>	<b>Fund</b>	<b>Amount</b>
10.210 Adult Community Programs	2053	PSD	0101	<b>\$1,403,368</b>

=====

This portion of the decision item will fund additional/increased psychopharmacologist resident stipends. These residents receive additional training and expertise in areas specific to the services provided by DBH psychiatric hospitals and provide considerable assistance to facility consumers and to staff psychiatrists.

<b>HB Section</b>	<b>Approp</b>	<b>Type</b>	<b>Fund</b>	<b>Amount</b>
10.300 Fulton State Hospital	2061	EE	0101	\$80,000
10.340 Center for Behavioral Medicine	2090	EE	0101	\$30,000
				<b>\$110,000</b>

**GOVERNOR RECOMMENDS:**

**The Governor did not recommend portions of this decision item due to GR Medicaid Expansion savings.**

This is a 4.23% inflationary increase based off of FY 2013 actual spending.

<b>HB Section</b>	<b>Approp</b>	<b>Type</b>	<b>Fund</b>	<b>Amount</b>
10.110 ADA Treatment Services	4147	PSD	0101	\$0
10.205 CPS Facility Support	6771	EE	0101	\$2,105
10.235 CPS Medications	0373	EE	0101	\$0
10.300 Fulton State Hospital	2061	EE	0101	\$4,375
10.300 Fulton State Hospital - SORTS	7827	EE	0101	\$7,279
10.305 Northwest MO PRC	2063	EE	0101	\$858

**NEW DECISION ITEM**  
**RANK: \_\_\_\_\_ OF \_\_\_\_\_**

<b>Department:</b> Mental Health	<b>Budget Unit:</b> Multiple
<b>Division:</b> Departmentwide	
<b>DI Name:</b> Increased Medication Costs	<b>DI#: 1650003</b>

**4. DESCRIBE THE DETAILED ASSUMPTIONS USED TO DERIVE THE SPECIFIC REQUESTED AMOUNT. (Continued)**

**GOVERNOR RECOMMENDS (Continued):**

HB Section	Approp	Type	Fund	Amount
10.310 St. Louis PRC	2064	EE	0101	\$11
10.320 Metro St. Louis	2068	EE	0101	\$227
10.330 Southeast MO MHC	2083	EE	0101	\$920
10.330 Southeast - SORTS	2246	EE	0101	\$9,855
10.340 Center for Behavioral Medicine	2090	EE	0101	\$1,886
10.350 Hawthorn CPH	2067	EE	0101	\$1,351
10.355 Cottonwood RTC	2066	EE	0101	\$3,222
<b>Total:</b>				<b>\$32,089 *</b>

\* The Governor recommended Medicaid Expansion savings for the remaining portion (\$564,766) of the inflationary increase.

=====

This portion of the decision item will allow the Division of Behavioral Health to cover the increased utilization of anti-addiction medication. The average cost of medication assisted treatment is \$569 per individual. This will allow for the continued services to 3,389 individuals in the treatment of substance use disorders.

HB Section	Approp	Type	Fund	Amount
10.110 ADA Treatment Services	4147	PSD	0101	\$0 *

\* The Governor recommended Medicaid Expansion savings for this portion of the decision item (\$1,928,575).

=====

This portion of the decision item will allow the Division of Behavioral Health to cover the FY 2014 (\$141,288 Cost-to-Continue) and FY15 (\$145,764) annual cost increases for contracted pharmacy services. Statutory authority is located in sections 632.010.1 and 632.010.2(1) RSMo.

HB Section	Approp	Type	Fund	Amount
10.300 Fulton State Hospital	2061	EE	0101	\$68,340
10.305 Northwest MO PRC	2063	EE	0101	\$35,412
10.310 St. Louis PRC	2064	EE	0101	\$31,008
10.320 Metro St. Louis PRC	2068	EE	0101	\$36,816
10.330 Southeast MO MHC	2083	EE	0101	\$54,804
10.340 Center for Behavioral Medicine	2090	EE	0101	\$44,100
10.350 Hawthorn CPH	2067	EE	0101	\$16,572
<b>Total:</b>				<b>\$287,052</b>

**NEW DECISION ITEM**

RANK: \_\_\_\_\_ OF \_\_\_\_\_

<b>Department:</b>	<b>Mental Health</b>	<b>Budget Unit:</b>	<b>Multiple</b>
<b>Division:</b>	<b>Departmentwide</b>		
<b>DI Name:</b>	<b>Increased Medication Costs</b>	<b>DI#:</b>	<b>1650003</b>

**4. DESCRIBE THE DETAILED ASSUMPTIONS USED TO DERIVE THE SPECIFIC REQUESTED AMOUNT. (Continued)**

**GOVERNOR RECOMMENDS (Continued):**

This portion of the decision item will fund the loss of revenues generated from Medicare Part D billings. Part D billings have declined due to many brand name psychotropic medications going generic and a reduction in beds as a result of inpatient redesign strategies.

<b>HB Section</b>	<b>Approp</b>	<b>Type</b>	<b>Fund</b>	<b>Amount</b>
10.210 Adult Community Programs	2053	PSD	0101	<b>\$0 *</b>

\* The Governor recommended Medicaid Expansion savings for this portion of the decision item (\$1,403,368).

=====

This portion of the decision item will fund additional/increased psychopharmacologist resident stipends. These residents receive additional training and expertise in areas specific to the services provided by DBH psychiatric hospitals and provide considerable assistance to facility consumers and to staff psychiatrists.

<b>HB Section</b>	<b>Approp</b>	<b>Type</b>	<b>Fund</b>	<b>Amount</b>
10.300 Fulton State Hospital	2061	EE	0101	\$80,000
10.340 Center for Behavioral Medicine	2090	EE	0101	\$30,000
				<b>\$110,000</b>

**5. BREAK DOWN THE REQUEST BY BUDGET OBJECT CLASS, JOB CLASS, AND FUND SOURCE. IDENTIFY ONE-TIME COSTS.**

<b>Budget Object Class/Job Class</b>	<b>Dept Req GR DOLLARS</b>	<b>Dept Req GR FTE</b>	<b>Dept Req FED DOLLARS</b>	<b>Dept Req FED FTE</b>	<b>Dept Req OTHER DOLLARS</b>	<b>Dept Req OTHER FTE</b>	<b>Dept Req TOTAL DOLLARS</b>	<b>Dept Req TOTAL FTE</b>	<b>Dept Req One-Time DOLLARS</b>
Supplies (190)	433,403						433,403		
Professional Services (400)	397,052						397,052		
<b>Total EE</b>	<b>830,455</b>		<b>0</b>		<b>0</b>		<b>830,455</b>		<b>0</b>
Program Distributions (800)	3,495,395						3,495,395		
<b>Total PSD</b>	<b>3,495,395</b>		<b>0</b>		<b>0</b>		<b>3,495,395</b>		<b>0</b>
<b>Grand Total</b>	<b>4,325,850</b>	<b>0.00</b>	<b>0</b>	<b>0.00</b>	<b>0</b>	<b>0.00</b>	<b>4,325,850</b>	<b>0.00</b>	<b>0</b>

**NEW DECISION ITEM**

RANK: \_\_\_\_\_ OF \_\_\_\_\_

<b>Department:</b> Mental Health	<b>Budget Unit:</b> Multiple
<b>Division:</b> Departmentwide	
<b>DI Name:</b> Increased Medication Costs	<b>DI#:</b> 1650003

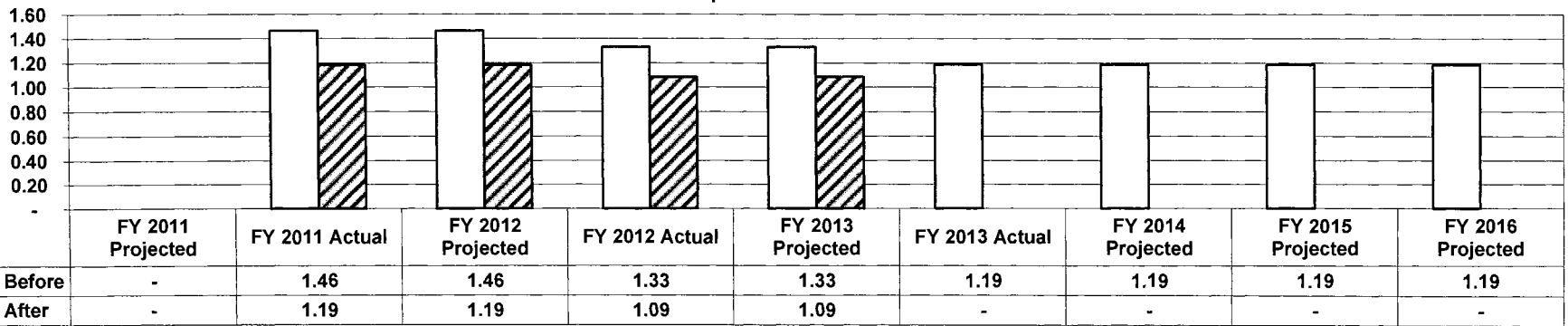
**5. BREAK DOWN THE REQUEST BY BUDGET OBJECT CLASS, JOB CLASS, AND FUND SOURCE. IDENTIFY ONE-TIME COSTS. (Continued)**

Budget Object Class/Job Class	Gov Rec	Gov Rec	Gov Rec	Gov Rec	Gov Rec	Gov Rec	Gov Rec	Gov Rec	Gov Rec	Gov Rec
	GR	GR	FED	FED	OTHER	OTHER	TOTAL	TOTAL	One-Time	
	DOLLARS	FTE	DOLLARS	FTE	DOLLARS	FTE	DOLLARS	FTE	DOLLARS	DOLLARS
Supplies (190)	32,089						32,089			
Professional Services (400)	397,052						397,052			
<b>Total EE</b>	<b>429,141</b>		<b>0</b>		<b>0</b>		<b>429,141</b>		<b>0</b>	
<b>Grand Total</b>	<b>429,141</b>	<b>0.00</b>	<b>0</b>	<b>0.00</b>	<b>0</b>	<b>0.00</b>	<b>429,141</b>	<b>0.00</b>	<b>0</b>	

**6. PERFORMANCE MEASURES (If new decision item has an associated core, separately identify projected performance with & without additional funding.)**

**6a. Provide an effectiveness measure.**

**CPS - Hospitalizations**



**Note:** This graph represents the number of inpatient days of adults requiring psychiatric hospitalization during the 12 months prior to admission into Community Programs and the number of inpatient days requiring rehospitalization during the 12 months between admission and annual assessment. Data is not available for Inpatient days after FY 2013. *Significance: Data reflects that community treatment reduces costly hospital readmission.*

**NEW DECISION ITEM**

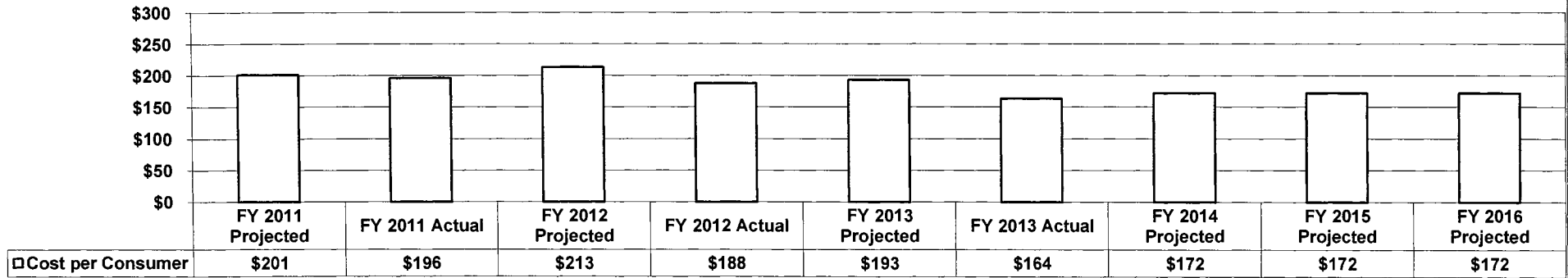
RANK: \_\_\_\_\_ OF \_\_\_\_\_

<b>Department:</b> Mental Health	<b>Budget Unit:</b> Multiple
<b>Division:</b> Departmentwide	
<b>DI Name:</b> Increased Medication Costs	<b>DI#:</b> 1650003

**6. PERFORMANCE MEASURES (Continued)**

**6b. Provide an efficiency measure.**

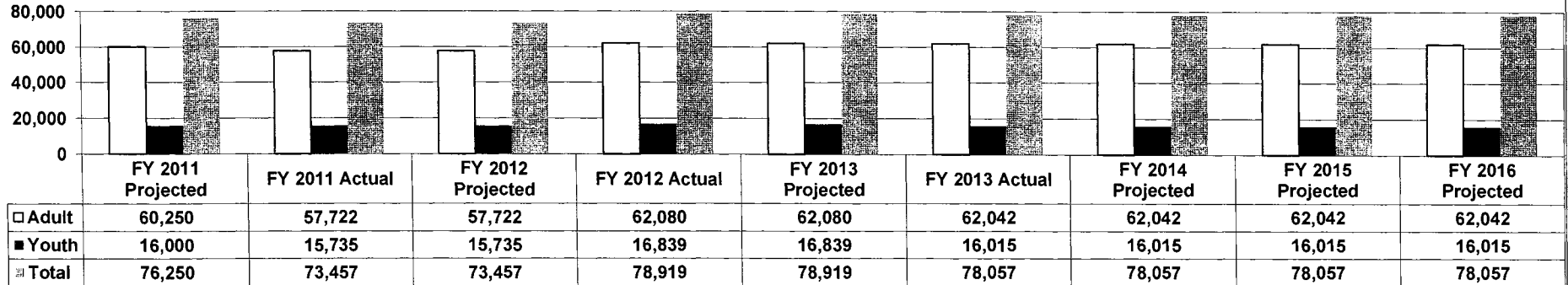
**CPS - Average Annual Medication Cost per Consumer**



**Note:** Average cost per consumer is projected to decrease due to cost savings resulting from brand name drugs going generic.

**6c. Provide the number of clients/individuals served, if applicable.**

**CPS - Unduplicated Consumers Served**



**Note:** Change in FY 2012 is associated with the growth in Medicaid consumers including the Disease Management project.

**NEW DECISION ITEM**  
**RANK: \_\_\_\_\_ OF \_\_\_\_\_**

**Department:** Mental Health **Budget Unit:** Multiple  
**Division:** Departmentwide  
**DI Name:** Increased Medication Costs **DI#:** 1650003

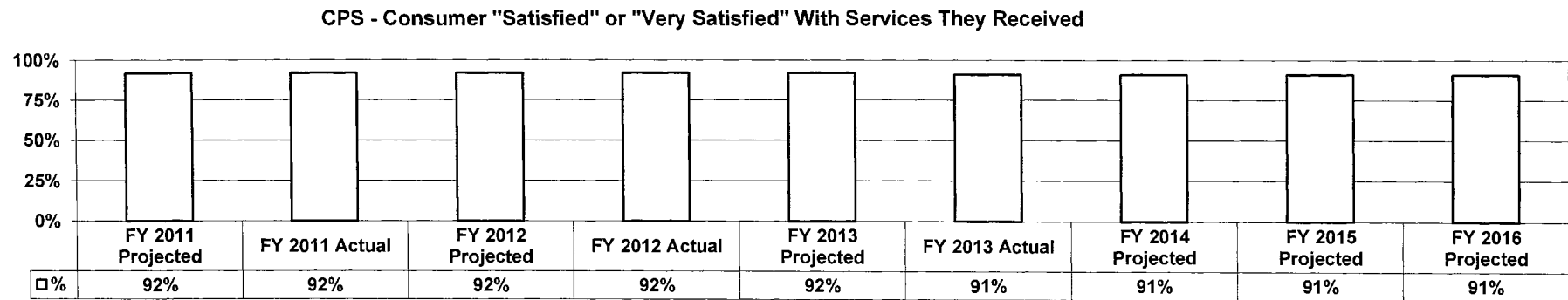
**6. PERFORMANCE MEASURES (Continued)**

**6c. Provide the number of clients/individuals served, if applicable. (Continued)**

	<b>Consumers Served</b>								
	FY 2011	FY 2011	FY 2012	FY 2012	FY 2013	FY 2013	FY 2014	FY 2015	FY 2016
	Projected	Actual	Projected	Actual	Projected	Actual	Projected	Projected	Projected
Treatment	46,274	43,109	43,109	41,951	41,951	40,259	40,259	40,259	40,259
Recovery Supports	10,002	3,440	3,440	4,965	4,965	7,725	7,725	7,725	7,725
SATOP	35,982	30,531	30,531	31,670	31,670	30,367	30,367	30,367	30,367
Gambling	355	297	297	191	191	172	172	172	172
<b>Total</b>	<b>92,613</b>	<b>77,377</b>	<b>77,377</b>	<b>78,777</b>	<b>78,777</b>	<b>78,523</b>	<b>78,523</b>	<b>78,523</b>	<b>78,523</b>

- Notes:**
- 1) Consumers who receive more than one category of service are counted once for each category.
  - 2) SATOP includes individuals receiving only an assessment.
  - 3) Recovery Supports decreased during FY 2011 as the federal award for Access to Recovery (ATR2) ended and the Access to Recovery (ATR3) was awarded at a reduced amount. FY 2013 reflects full implementation of the ATR3 grant.

**6d. Provide a customer satisfaction measure, if available.**



**7. STRATEGIES TO ACHIEVE THE PERFORMANCE MEASUREMENT TARGETS:**

Increase funding available for medications.



**REPORT 10 - FY 2015 GOVERNOR RECOMMENDS**

**DECISION ITEM DETAIL**

Budget Unit	FY 2013	FY 2013	FY 2014	FY 2014	FY 2015	FY 2015	FY 2015	FY 2015
Decision Item	ACTUAL	ACTUAL	BUDGET	BUDGET	DEPT REQ	DEPT REQ	GOV REC	GOV REC
Budget Object Class	DOLLAR	FTE	DOLLAR	FTE	DOLLAR	FTE	DOLLAR	FTE
<b>ADA TREATMENT SERVICES</b>								
<b>Increased Medication Costs - 1650003</b>								
SUPPLIES	0	0.00	0	0.00	163,452	0.00	0	0.00
TOTAL - EE	0	0.00	0	0.00	163,452	0.00	0	0.00
PROGRAM DISTRIBUTIONS	0	0.00	0	0.00	1,928,575	0.00	0	0.00
TOTAL - PD	0	0.00	0	0.00	1,928,575	0.00	0	0.00
<b>GRAND TOTAL</b>	<b>\$0</b>	<b>0.00</b>	<b>\$0</b>	<b>0.00</b>	<b>\$2,092,027</b>	<b>0.00</b>	<b>\$0</b>	<b>0.00</b>
GENERAL REVENUE	\$0	0.00	\$0	0.00	\$2,092,027	0.00		0.00
FEDERAL FUNDS	\$0	0.00	\$0	0.00	\$0	0.00		0.00
OTHER FUNDS	\$0	0.00	\$0	0.00	\$0	0.00		0.00

**REPORT 10 - FY 2015 GOVERNOR RECOMMENDS**

**DECISION ITEM DETAIL**

Budget Unit	FY 2013	FY 2013	FY 2014	FY 2014	FY 2015	FY 2015	FY 2015	FY 2015
Decision Item	ACTUAL	ACTUAL	BUDGET	BUDGET	DEPT REQ	DEPT REQ	GOV REC	GOV REC
Budget Object Class	DOLLAR	FTE	DOLLAR	FTE	DOLLAR	FTE	DOLLAR	FTE
<b>CPS FACILITY SUPPORT</b>								
<b>Increased Medication Costs - 1650003</b>								
SUPPLIES	0	0.00	0	0.00	2,105	0.00	2,105	0.00
TOTAL - EE	0	0.00	0	0.00	2,105	0.00	2,105	0.00
<b>GRAND TOTAL</b>	<b>\$0</b>	<b>0.00</b>	<b>\$0</b>	<b>0.00</b>	<b>\$2,105</b>	<b>0.00</b>	<b>\$2,105</b>	<b>0.00</b>
GENERAL REVENUE	\$0	0.00	\$0	0.00	\$2,105	0.00	\$2,105	0.00
FEDERAL FUNDS	\$0	0.00	\$0	0.00	\$0	0.00	\$0	0.00
OTHER FUNDS	\$0	0.00	\$0	0.00	\$0	0.00	\$0	0.00

**REPORT 10 - FY 2015 GOVERNOR RECOMMENDS**

**DECISION ITEM DETAIL**

Budget Unit	FY 2013	FY 2013	FY 2014	FY 2014	FY 2015	FY 2015	FY 2015	FY 2015
Decision Item	ACTUAL	ACTUAL	BUDGET	BUDGET	DEPT REQ	DEPT REQ	GOV REC	GOV REC
Budget Object Class	DOLLAR	FTE	DOLLAR	FTE	DOLLAR	FTE	DOLLAR	FTE
<b>ADULT COMMUNITY PROGRAM</b>								
<b>Increased Medication Costs - 1650003</b>								
PROGRAM DISTRIBUTIONS	0	0.00	0	0.00	1,403,368	0.00	0	0.00
TOTAL - PD	0	0.00	0	0.00	1,403,368	0.00	0	0.00
<b>GRAND TOTAL</b>	<b>\$0</b>	<b>0.00</b>	<b>\$0</b>	<b>0.00</b>	<b>\$1,403,368</b>	<b>0.00</b>	<b>\$0</b>	<b>0.00</b>
GENERAL REVENUE	\$0	0.00	\$0	0.00	\$1,403,368	0.00		0.00
FEDERAL FUNDS	\$0	0.00	\$0	0.00	\$0	0.00		0.00
OTHER FUNDS	\$0	0.00	\$0	0.00	\$0	0.00		0.00

**REPORT 10 - FY 2015 GOVERNOR RECOMMENDS**

**DECISION ITEM DETAIL**

Budget Unit	FY 2013	FY 2013	FY 2014	FY 2014	FY 2015	FY 2015	FY 2015	FY 2015
Decision Item	ACTUAL	ACTUAL	BUDGET	BUDGET	DEPT REQ	DEPT REQ	GOV REC	GOV REC
Budget Object Class	DOLLAR	FTE	DOLLAR	FTE	DOLLAR	FTE	DOLLAR	FTE
<b>MEDICATION COST INCREASES</b>								
<b>Increased Medication Costs - 1650003</b>								
SUPPLIES	0	0.00	0	0.00	401,314	0.00	0	0.00
TOTAL - EE	0	0.00	0	0.00	401,314	0.00	0	0.00
<b>GRAND TOTAL</b>	<b>\$0</b>	<b>0.00</b>	<b>\$0</b>	<b>0.00</b>	<b>\$401,314</b>	<b>0.00</b>	<b>\$0</b>	<b>0.00</b>
GENERAL REVENUE	\$0	0.00	\$0	0.00	\$401,314	0.00		0.00
FEDERAL FUNDS	\$0	0.00	\$0	0.00	\$0	0.00		0.00
OTHER FUNDS	\$0	0.00	\$0	0.00	\$0	0.00		0.00

**REPORT 10 - FY 2015 GOVERNOR RECOMMENDS**

**DECISION ITEM DETAIL**

Budget Unit	FY 2013	FY 2013	FY 2014	FY 2014	FY 2015	FY 2015	FY 2015	FY 2015
Decision Item	ACTUAL	ACTUAL	BUDGET	BUDGET	DEPT REQ	DEPT REQ	GOV REC	GOV REC
Budget Object Class	DOLLAR	FTE	DOLLAR	FTE	DOLLAR	FTE	DOLLAR	FTE
<b>FULTON STATE HOSPITAL</b>								
<b>Increased Medication Costs - 1650003</b>								
SUPPLIES	0	0.00	0	0.00	4,375	0.00	4,375	0.00
PROFESSIONAL SERVICES	0	0.00	0	0.00	148,340	0.00	148,340	0.00
TOTAL - EE	0	0.00	0	0.00	152,715	0.00	152,715	0.00
<b>GRAND TOTAL</b>	<b>\$0</b>	<b>0.00</b>	<b>\$0</b>	<b>0.00</b>	<b>\$152,715</b>	<b>0.00</b>	<b>\$152,715</b>	<b>0.00</b>
GENERAL REVENUE	\$0	0.00	\$0	0.00	\$152,715	0.00	\$152,715	0.00
FEDERAL FUNDS	\$0	0.00	\$0	0.00	\$0	0.00	\$0	0.00
OTHER FUNDS	\$0	0.00	\$0	0.00	\$0	0.00	\$0	0.00

**REPORT 10 - FY 2015 GOVERNOR RECOMMENDS**

**DECISION ITEM DETAIL**

Budget Unit	FY 2013	FY 2013	FY 2014	FY 2014	FY 2015	FY 2015	FY 2015	FY 2015
Decision Item	ACTUAL	ACTUAL	BUDGET	BUDGET	DEPT REQ	DEPT REQ	GOV REC	GOV REC
Budget Object Class	DOLLAR	FTE	DOLLAR	FTE	DOLLAR	FTE	DOLLAR	FTE
<b>FULTON-SORTS</b>								
<b>Increased Medication Costs - 1650003</b>								
SUPPLIES	0	0.00	0	0.00	7,279	0.00	7,279	0.00
TOTAL - EE	0	0.00	0	0.00	7,279	0.00	7,279	0.00
<b>GRAND TOTAL</b>	<b>\$0</b>	<b>0.00</b>	<b>\$0</b>	<b>0.00</b>	<b>\$7,279</b>	<b>0.00</b>	<b>\$7,279</b>	<b>0.00</b>
GENERAL REVENUE	\$0	0.00	\$0	0.00	\$7,279	0.00	\$7,279	0.00
FEDERAL FUNDS	\$0	0.00	\$0	0.00	\$0	0.00	\$0	0.00
OTHER FUNDS	\$0	0.00	\$0	0.00	\$0	0.00	\$0	0.00

**REPORT 10 - FY 2015 GOVERNOR RECOMMENDS**

**DECISION ITEM DETAIL**

Budget Unit	FY 2013	FY 2013	FY 2014	FY 2014	FY 2015	FY 2015	FY 2015	FY 2015
Decision Item	ACTUAL	ACTUAL	BUDGET	BUDGET	DEPT REQ	DEPT REQ	GOV REC	GOV REC
Budget Object Class	DOLLAR	FTE	DOLLAR	FTE	DOLLAR	FTE	DOLLAR	FTE
<b>NORTHWEST MO PSY REHAB CENTER</b>								
<b>Increased Medication Costs - 1650003</b>								
SUPPLIES	0	0.00	0	0.00	858	0.00	858	0.00
PROFESSIONAL SERVICES	0	0.00	0	0.00	35,412	0.00	35,412	0.00
<b>TOTAL - EE</b>	<b>0</b>	<b>0.00</b>	<b>0</b>	<b>0.00</b>	<b>36,270</b>	<b>0.00</b>	<b>36,270</b>	<b>0.00</b>
<b>GRAND TOTAL</b>	<b>\$0</b>	<b>0.00</b>	<b>\$0</b>	<b>0.00</b>	<b>\$36,270</b>	<b>0.00</b>	<b>\$36,270</b>	<b>0.00</b>
GENERAL REVENUE	\$0	0.00	\$0	0.00	\$36,270	0.00	\$36,270	0.00
FEDERAL FUNDS	\$0	0.00	\$0	0.00	\$0	0.00	\$0	0.00
OTHER FUNDS	\$0	0.00	\$0	0.00	\$0	0.00	\$0	0.00

**REPORT 10 - FY 2015 GOVERNOR RECOMMENDS**

**DECISION ITEM DETAIL**

Budget Unit	FY 2013	FY 2013	FY 2014	FY 2014	FY 2015	FY 2015	FY 2015	FY 2015
Decision Item	ACTUAL	ACTUAL	BUDGET	BUDGET	DEPT REQ	DEPT REQ	GOV REC	GOV REC
Budget Object Class	DOLLAR	FTE	DOLLAR	FTE	DOLLAR	FTE	DOLLAR	FTE
<b>ST LOUIS PSYCHIATRIC REHAB CT</b>								
<b>Increased Medication Costs - 1650003</b>								
SUPPLIES	0	0.00	0	0.00	11	0.00	11	0.00
PROFESSIONAL SERVICES	0	0.00	0	0.00	31,008	0.00	31,008	0.00
TOTAL - EE	0	0.00	0	0.00	31,019	0.00	31,019	0.00
<b>GRAND TOTAL</b>	<b>\$0</b>	<b>0.00</b>	<b>\$0</b>	<b>0.00</b>	<b>\$31,019</b>	<b>0.00</b>	<b>\$31,019</b>	<b>0.00</b>
GENERAL REVENUE	\$0	0.00	\$0	0.00	\$31,019	0.00	\$31,019	0.00
FEDERAL FUNDS	\$0	0.00	\$0	0.00	\$0	0.00	\$0	0.00
OTHER FUNDS	\$0	0.00	\$0	0.00	\$0	0.00	\$0	0.00



**REPORT 10 - FY 2015 GOVERNOR RECOMMENDS**

**DECISION ITEM DETAIL**

Budget Unit	FY 2013	FY 2013	FY 2014	FY 2014	FY 2015	FY 2015	FY 2015	FY 2015
Decision Item	ACTUAL	ACTUAL	BUDGET	BUDGET	DEPT REQ	DEPT REQ	GOV REC	GOV REC
Budget Object Class	DOLLAR	FTE	DOLLAR	FTE	DOLLAR	FTE	DOLLAR	FTE
<b>METRO ST LOUIS PSYCH CENTER</b>								
<b>Increased Medication Costs - 1650003</b>								
SUPPLIES	0	0.00	0	0.00	227	0.00	227	0.00
PROFESSIONAL SERVICES	0	0.00	0	0.00	36,816	0.00	36,816	0.00
<b>TOTAL - EE</b>	<b>0</b>	<b>0.00</b>	<b>0</b>	<b>0.00</b>	<b>37,043</b>	<b>0.00</b>	<b>37,043</b>	<b>0.00</b>
<b>GRAND TOTAL</b>	<b>\$0</b>	<b>0.00</b>	<b>\$0</b>	<b>0.00</b>	<b>\$37,043</b>	<b>0.00</b>	<b>\$37,043</b>	<b>0.00</b>
<b>GENERAL REVENUE</b>	<b>\$0</b>	<b>0.00</b>	<b>\$0</b>	<b>0.00</b>	<b>\$37,043</b>	<b>0.00</b>	<b>\$37,043</b>	<b>0.00</b>
<b>FEDERAL FUNDS</b>	<b>\$0</b>	<b>0.00</b>	<b>\$0</b>	<b>0.00</b>	<b>\$0</b>	<b>0.00</b>	<b>\$0</b>	<b>0.00</b>
<b>OTHER FUNDS</b>	<b>\$0</b>	<b>0.00</b>	<b>\$0</b>	<b>0.00</b>	<b>\$0</b>	<b>0.00</b>	<b>\$0</b>	<b>0.00</b>

**REPORT 10 - FY 2015 GOVERNOR RECOMMENDS**

**DECISION ITEM DETAIL**

Budget Unit	FY 2013	FY 2013	FY 2014	FY 2014	FY 2015	FY 2015	FY 2015	FY 2015
Decision Item	ACTUAL	ACTUAL	BUDGET	BUDGET	DEPT REQ	DEPT REQ	GOV REC	GOV REC
Budget Object Class	DOLLAR	FTE	DOLLAR	FTE	DOLLAR	FTE	DOLLAR	FTE
<b>SEMO MHC-SORTS</b>								
<b>Increased Medication Costs - 1650003</b>								
SUPPLIES	0	0.00	0	0.00	9,855	0.00	9,855	0.00
TOTAL - EE	0	0.00	0	0.00	9,855	0.00	9,855	0.00
<b>GRAND TOTAL</b>	<b>\$0</b>	<b>0.00</b>	<b>\$0</b>	<b>0.00</b>	<b>\$9,855</b>	<b>0.00</b>	<b>\$9,855</b>	<b>0.00</b>
GENERAL REVENUE	\$0	0.00	\$0	0.00	\$9,855	0.00	\$9,855	0.00
FEDERAL FUNDS	\$0	0.00	\$0	0.00	\$0	0.00	\$0	0.00
OTHER FUNDS	\$0	0.00	\$0	0.00	\$0	0.00	\$0	0.00

**REPORT 10 - FY 2015 GOVERNOR RECOMMENDS**

**DECISION ITEM DETAIL**

Budget Unit	FY 2013	FY 2013	FY 2014	FY 2014	FY 2015	FY 2015	FY 2015	FY 2015
Decision Item	ACTUAL	ACTUAL	BUDGET	BUDGET	DEPT REQ	DEPT REQ	GOV REC	GOV REC
Budget Object Class	DOLLAR	FTE	DOLLAR	FTE	DOLLAR	FTE	DOLLAR	FTE
<b>SOUTHEAST MO MHC</b>								
<b>Increased Medication Costs - 1650003</b>								
SUPPLIES	0	0.00	0	0.00	920	0.00	920	0.00
PROFESSIONAL SERVICES	0	0.00	0	0.00	54,804	0.00	54,804	0.00
<b>TOTAL - EE</b>	<b>0</b>	<b>0.00</b>	<b>0</b>	<b>0.00</b>	<b>55,724</b>	<b>0.00</b>	<b>55,724</b>	<b>0.00</b>
<b>GRAND TOTAL</b>	<b>\$0</b>	<b>0.00</b>	<b>\$0</b>	<b>0.00</b>	<b>\$55,724</b>	<b>0.00</b>	<b>\$55,724</b>	<b>0.00</b>
<b>GENERAL REVENUE</b>	<b>\$0</b>	<b>0.00</b>	<b>\$0</b>	<b>0.00</b>	<b>\$55,724</b>	<b>0.00</b>	<b>\$55,724</b>	<b>0.00</b>
<b>FEDERAL FUNDS</b>	<b>\$0</b>	<b>0.00</b>	<b>\$0</b>	<b>0.00</b>	<b>\$0</b>	<b>0.00</b>	<b>\$0</b>	<b>0.00</b>
<b>OTHER FUNDS</b>	<b>\$0</b>	<b>0.00</b>	<b>\$0</b>	<b>0.00</b>	<b>\$0</b>	<b>0.00</b>	<b>\$0</b>	<b>0.00</b>

**REPORT 10 - FY 2015 GOVERNOR RECOMMENDS**

**DECISION ITEM DETAIL**

Budget Unit	FY 2013	FY 2013	FY 2014	FY 2014	FY 2015	FY 2015	FY 2015	FY 2015
Decision Item	ACTUAL	ACTUAL	BUDGET	BUDGET	DEPT REQ	DEPT REQ	GOV REC	GOV REC
Budget Object Class	DOLLAR	FTE	DOLLAR	FTE	DOLLAR	FTE	DOLLAR	FTE
<b>CTR FOR BEHAVIORAL MEDICINE</b>								
<b>Increased Medication Costs - 1650003</b>								
SUPPLIES	0	0.00	0	0.00	1,886	0.00	1,886	0.00
PROFESSIONAL SERVICES	0	0.00	0	0.00	74,100	0.00	74,100	0.00
<b>TOTAL - EE</b>	<b>0</b>	<b>0.00</b>	<b>0</b>	<b>0.00</b>	<b>75,986</b>	<b>0.00</b>	<b>75,986</b>	<b>0.00</b>
<b>GRAND TOTAL</b>	<b>\$0</b>	<b>0.00</b>	<b>\$0</b>	<b>0.00</b>	<b>\$75,986</b>	<b>0.00</b>	<b>\$75,986</b>	<b>0.00</b>
GENERAL REVENUE	\$0	0.00	\$0	0.00	\$75,986	0.00	\$75,986	0.00
FEDERAL FUNDS	\$0	0.00	\$0	0.00	\$0	0.00	\$0	0.00
OTHER FUNDS	\$0	0.00	\$0	0.00	\$0	0.00	\$0	0.00

**REPORT 10 - FY 2015 GOVERNOR RECOMMENDS**

**DECISION ITEM DETAIL**

Budget Unit	FY 2013	FY 2013	FY 2014	FY 2014	FY 2015	FY 2015	FY 2015	FY 2015
Decision Item	ACTUAL	ACTUAL	BUDGET	BUDGET	DEPT REQ	DEPT REQ	GOV REC	GOV REC
Budget Object Class	DOLLAR	FTE	DOLLAR	FTE	DOLLAR	FTE	DOLLAR	FTE
<b>HAWTHORN CHILD PSYCH HOSP</b>								
<b>Increased Medication Costs - 1650003</b>								
SUPPLIES	0	0.00	0	0.00	1,351	0.00	1,351	0.00
PROFESSIONAL SERVICES	0	0.00	0	0.00	16,572	0.00	16,572	0.00
TOTAL - EE	0	0.00	0	0.00	17,923	0.00	17,923	0.00
<b>GRAND TOTAL</b>	<b>\$0</b>	<b>0.00</b>	<b>\$0</b>	<b>0.00</b>	<b>\$17,923</b>	<b>0.00</b>	<b>\$17,923</b>	<b>0.00</b>
GENERAL REVENUE	\$0	0.00	\$0	0.00	\$17,923	0.00	\$17,923	0.00
FEDERAL FUNDS	\$0	0.00	\$0	0.00	\$0	0.00	\$0	0.00
OTHER FUNDS	\$0	0.00	\$0	0.00	\$0	0.00	\$0	0.00

**REPORT 10 - FY 2015 GOVERNOR RECOMMENDS**

**DECISION ITEM DETAIL**

Budget Unit	FY 2013	FY 2013	FY 2014	FY 2014	FY 2015	FY 2015	FY 2015	FY 2015
Decision Item	ACTUAL	ACTUAL	BUDGET	BUDGET	DEPT REQ	DEPT REQ	GOV REC	GOV REC
Budget Object Class	DOLLAR	FTE	DOLLAR	FTE	DOLLAR	FTE	DOLLAR	FTE
<b>COTTONWOOD RESIDENTL TRMT CTR</b>								
<b>Increased Medication Costs - 1650003</b>								
SUPPLIES	0	0.00	0	0.00	3,222	0.00	3,222	0.00
TOTAL - EE	0	0.00	0	0.00	3,222	0.00	3,222	0.00
<b>GRAND TOTAL</b>	<b>\$0</b>	<b>0.00</b>	<b>\$0</b>	<b>0.00</b>	<b>\$3,222</b>	<b>0.00</b>	<b>\$3,222</b>	<b>0.00</b>
GENERAL REVENUE	\$0	0.00	\$0	0.00	\$3,222	0.00	\$3,222	0.00
FEDERAL FUNDS	\$0	0.00	\$0	0.00	\$0	0.00	\$0	0.00
OTHER FUNDS	\$0	0.00	\$0	0.00	\$0	0.00	\$0	0.00

**NEW DECISION ITEM**

RANK: \_\_\_\_\_ OF \_\_\_\_\_

<b>Department:</b> Mental Health	<b>Budget Unit:</b> 69209C, 69274C, 74205C, and 66325C
<b>Division:</b> Department-wide	
<b>DI Name:</b> DMH Utilization Increase	<b>DI#</b> 1650013

**1. AMOUNT OF REQUEST**

	FY 2015 Budget Request					FY 2015 Governor's Recommendation			
	GR	Federal	Other	Total		GR	Fed	Other	Total
PS	0	0	0	0	PS	0	0	0	0
EE	0	0	0	0	EE	0	0	0	0
PSD	7,197,021	11,675,461	0	18,872,482	PSD	0	11,902,191	0	11,902,191
TRF	0	0	0	0	TRF	0	0	0	0
<b>Total</b>	<b>7,197,021</b>	<b>11,675,461</b>	<b>0</b>	<b>18,872,482</b>	<b>Total</b>	<b>0</b>	<b>11,902,191</b>	<b>0</b>	<b>11,902,191</b>
FTE	0.00	0.00	0.00	0.00	FTE	0.00	0.00	0.00	0.00

<b>Est. Fringe</b>	0	0	0	0
--------------------	---	---	---	---

*Note: Fringes budgeted in House Bill 5 except for certain fringes budgeted directly to MoDOT, Highway Patrol, and Conservation.*

<b>Est. Fringe</b>	0	0	0	0
--------------------	---	---	---	---

*Note: Fringes budgeted in House Bill 5 except for certain fringes budgeted directly to MoDOT, Highway Patrol, and Conservation.*

Other Funds: None.

Other Funds: None.

**2. THIS REQUEST CAN BE CATEGORIZED AS:**

<input type="checkbox"/> New Legislation	<input type="checkbox"/> New Program	<input type="checkbox"/> Fund Switch
<input type="checkbox"/> Federal Mandate	<input type="checkbox"/> Program Expansion	<input type="checkbox"/> Cost to Continue
<input type="checkbox"/> GR Pick-Up	<input type="checkbox"/> Space Request	<input type="checkbox"/> Equipment Replacement
<input type="checkbox"/> Pay Plan	<input checked="" type="checkbox"/> Other: Utilization Increase	

**3. WHY IS THIS FUNDING NEEDED? PROVIDE AN EXPLANATION FOR ITEMS CHECKED IN #2. INCLUDE THE FEDERAL OR STATE STATUTORY OR CONSTITUTIONAL AUTHORIZATION FOR THIS PROGRAM.**

Well over half of the 170,000 individuals served by the Department of Mental Health are Medicaid eligible. The percentage of existing Medicaid-eligible individuals accessing DMH Medicaid services continues to grow annually beyond overall Mo HealthNet caseload growth for reasons such as the following:

- Many adults experiencing first-break mental illness or children and youth experiencing severe emotional disorders are already Medicaid-eligible but have not previously sought DMH treatment;

**NEW DECISION ITEM**  
RANK: \_\_\_\_\_ OF \_\_\_\_\_

<b>Department:</b> <u>Mental Health</u>	<b>Budget Unit:</b> <u>69209C, 69274C, 74205C, and 66325C</u>
<b>Division:</b> <u>Department-wide</u>	
<b>DI Name:</b> <u>DMH Utilization Increase</u>	<b>DI#</b> <u>1650013</u>

**3. WHY IS THIS FUNDING NEEDED? PROVIDE AN EXPLANATION FOR ITEMS CHECKED IN #2. INCLUDE THE FEDERAL OR STATE STATUTORY OR CONSTITUTIONAL AUTHORIZATION FOR THIS PROGRAM. (continued)**

- Medical health care providers are becoming more aware of the impact of mental illness and substance abuse on physical health conditions, and are becoming increasingly sophisticated in diagnosing them;
- The Division of Developmental Disabilities will fund waiver services for 60 children aging out of the Children's Division in FY 2015. Children's Division funding is no longer available to support the cost of DD waiver services as children age out of their program; and
- The Division of Developmental Disabilities will fund waiver services for 30 individuals transitioning from nursing homes in FY 2015.

**4. DESCRIBE THE DETAILED ASSUMPTIONS USED TO DERIVE THE SPECIFIC REQUESTED AMOUNT. (How did you determine that the requested number of FTE were appropriate? From what source or standard did you derive the requested levels of funding? Were alternatives such as outsourcing or automation considered? If based on new legislation, does request tie to TAFP fiscal note? If not, explain why. Detail which portions of the request are one-times and how those amounts were calculated.)**

**DEPARTMENT REQUEST:**

**Medicaid Utilization**

This request uses actual DMH specific Medicaid client user data to determine a utilization increase for DMH MO HealthNet programs. The following data was used to derive the utilization increase:

**ADA CSTAR:**

- DMH does not expect growth in this program.

**CPR Adult:**

- Number of clients served increasing by 4.31%.
- Estimate 1,429 additional clients.
- Total cost for CPR Adult growth is \$7,835,787.



NEW DECISION ITEM  
RANK: \_\_\_\_\_ OF \_\_\_\_\_

<b>Department: Mental Health</b>	<b>Budget Unit: 69209C, 69274C, 74205C, and 66325C</b>
<b>Division: Department-wide</b>	
<b>DI Name: DMH Utilization Increase</b>	<b>DI#1650013</b>

**4. DESCRIBE THE DETAILED ASSUMPTIONS USED TO DERIVE THE SPECIFIC REQUESTED AMOUNT. (continued)**  
**DEPARTMENT REQUEST: (continued)**

- CPR Youth:
- Number of clients served increasing by 7.55%.
  - Estimate 795 additional clients.
  - Total cost for CPR Youth growth is \$642,961.
- DD:
- Estimate 90 additional consumers.
    - Children's Division = \$2,642,434 GR and \$4,286,722 Federal
    - Nursing Home = 1,321,217 GR and \$2,143,361 Federal
  - Total cost for DD growth is \$10,393,734.

*The growth of additional clients to the CPR Adult and CPR Youth programs are not new Medicaid enrollees, but rather existing Medicaid clients accessing DMH services for the first time or utilizing more services provided by DMH.*

HB Section	Approp	Type	Fund	Amount	
10.210 CPS Adult Community Programs	2070	PSD - MO HealthNet Match	0101	\$2,988,177	
	6678	PSD - MO HealthNet Authority	0148	\$4,847,610	
10.225 CPS Youth Community Programs	2071	PSD - MO HealthNet Match	0101	\$245,193	
	6679	PSD - MO HealthNet Authority	0148	\$397,768	
10.410 DD Community Programs	2072	PSD - MO HealthNet Match	0101	\$3,963,651	<b>General Revenue: \$7,197,021</b>
	6680	PSD - MO HealthNet Authority	0148	\$6,430,083	
				<b>Total: \$18,872,482</b>	<b>Federal: \$11,675,461</b>
					<b>Total: \$18,872,482</b>

RANK: \_\_\_\_\_ NEW DECISION ITEM OF \_\_\_\_\_

Department: Mental Health  
Division: Department-wide  
DI Name: DMH Utilization Increase DI#1650013

Budget Unit: 69209C, 69274C, 74205C, and 66325C

**4. DESCRIBE THE DETAILED ASSUMPTIONS USED TO DERIVE THE SPECIFIC REQUESTED AMOUNT. (continued)**

**GOVERNOR RECOMMENDS:**

**Medicaid Utilization**

The updated request in the Governor's recommendation uses the new blended FMAP rate of 63.095%. In addition, the Governor's recommendations have removed the GR requested and replaced it with savings from Medicaid expansion and FMAP core reductions. The following data was used to derive the utilization increase:

ADA CSTAR:

- DMH does not expect growth in this program.

CPR Adult:

- Number of clients served increasing by 3.58%.
- Estimate 1,228 additional clients.
- Total cost for CPR Adult growth is \$5,536,048.

CPR Youth:

- Number of clients served increasing by 8.34%.
- Estimate 952 additional clients.
- Total cost for CPR Youth growth is \$2,934,141.

DD:

- Estimate 90 additional consumers.
  - Children's Division = \$2,557,205 GR and \$4,371,951 Federal
  - Nursing Home = \$1,278,603 GR and \$2,185,975 Federal
- Total cost for DD growth is \$10,393,734.

*The growth of additional clients to the CPR Adult and CPR Youth programs are not new Medicaid enrollees, but rather existing Medicaid clients accessing DMH services for the first time or utilizing more services provided by DMH.*

**NEW DECISION ITEM**

RANK: \_\_\_\_\_ OF \_\_\_\_\_

<b>Department:</b> Mental Health	<b>Budget Unit:</b> 69209C, 69274C, 74205C, and 66325C
<b>Division:</b> Department-wide	
<b>DI Name:</b> DMH Utilization Increase	<b>DI#</b> 1650013

**4. DESCRIBE THE DETAILED ASSUMPTIONS USED TO DERIVE THE SPECIFIC REQUESTED AMOUNT. (continued)**

**GOVERNOR RECOMMENDS: (continued)**

HB Section	Approp	Type	Fund	Amount	
10.210 CPS Adult Community Programs	2070	PSD - MO HealthNet Match	0101	\$0 *	
	6678	PSD - MO HealthNet Authority	0148	\$3,492,969	
10.225 CPS Youth Community Programs	2071	PSD - MO HealthNet Match	0101	\$0 *	
	6679	PSD - MO HealthNet Authority	0148	\$1,851,296	
10.410 DD Community Programs	2072	PSD - MO HealthNet Match	0101	\$0 *	\$0
	6680	PSD - MO HealthNet Authority	0148	\$6,557,926	<b>Federal: \$11,902,191</b>
			<b>Total:</b>	<b>\$11,902,191</b>	<b>Total: \$11,902,191</b>

\*The Governor recommended \$6,961,732 GR from Medicaid expansion and FMAP core reduction savings.

**5. BREAK DOWN THE REQUEST BY BUDGET OBJECT CLASS, JOB CLASS, AND FUND SOURCE. IDENTIFY ONE-TIME COSTS.**

Budget Object Class/Job Class	Dept Req GR DOLLARS	Dept Req GR FTE	Dept Req FED DOLLARS	Dept Req FED FTE	Dept Req OTHER DOLLARS	Dept Req OTHER FTE	Dept Req TOTAL DOLLARS	Dept Req TOTAL FTE	Dept Req One-Time DOLLARS
Program Distributions (BOBC 800)	7,197,021		11,675,461				18,872,482		
<b>Total PSD</b>	<b>7,197,021</b>		<b>11,675,461</b>		<b>0</b>		<b>18,872,482</b>		<b>0</b>
<b>Grand Total</b>	<b>7,197,021</b>	<b>0.00</b>	<b>11,675,461</b>	<b>0.00</b>	<b>0</b>	<b>0.00</b>	<b>18,872,482</b>	<b>0.00</b>	<b>0</b>

Budget Object Class/Job Class	Gov Rec GR DOLLARS	Gov Rec GR FTE	Gov Rec FED DOLLARS	Gov Rec FED FTE	Gov Rec OTHER DOLLARS	Gov Rec OTHER FTE	Gov Rec TOTAL DOLLARS	Gov Rec TOTAL FTE	Gov Rec One-Time DOLLARS
Program Distributions (BOBC 800)	0		11,902,191				11,902,191		
<b>Total PSD</b>	<b>0</b>		<b>11,902,191</b>		<b>0</b>		<b>11,902,191</b>		<b>0</b>
<b>Grand Total</b>	<b>0</b>	<b>0.00</b>	<b>11,902,191</b>		<b>0</b>	<b>0.0</b>	<b>11,902,191</b>		<b>0</b>

**NEW DECISION ITEM**

RANK: \_\_\_\_\_ OF \_\_\_\_\_

**Department:** Mental Health  
**Division:** Department-wide  
**DI Name:** DMH Utilization Increase **DI#1650013**

**Budget Unit:** 69209C, 69274C, 74205C, and 66325C

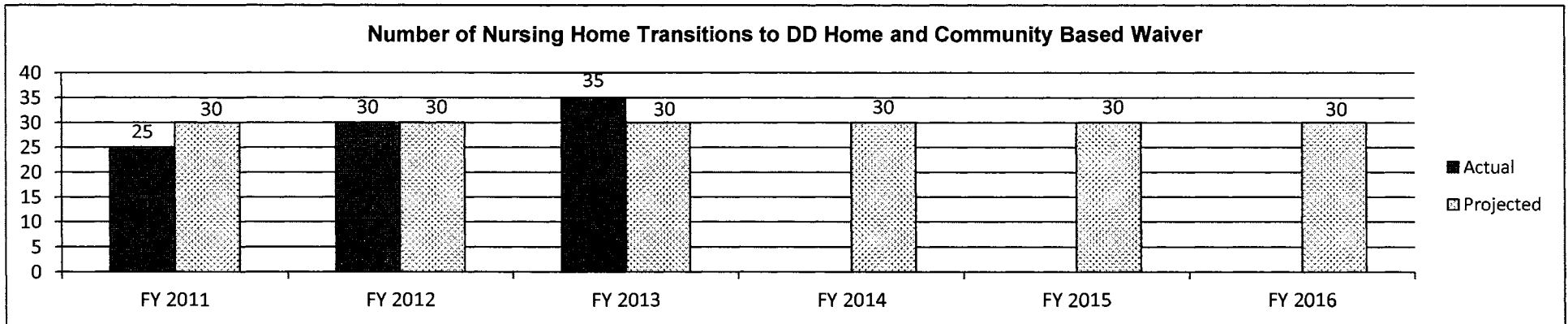
**6. PERFORMANCE MEASURES (If new decision item has an associated core, separately identify projected performance with & without additional funding.)**

**6a. Provide an effectiveness measure.**

Not applicable.

**6b. Provide an efficiency measure.**

- Number of nursing home transitions to DD Home and Community Based Waiver:



**NEW DECISION ITEM**

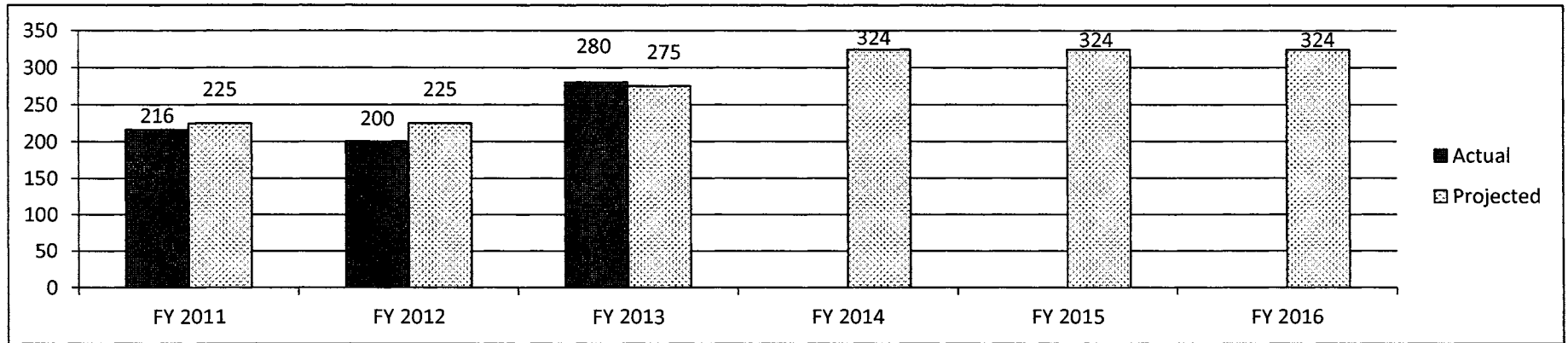
RANK: \_\_\_\_\_ OF \_\_\_\_\_

**Department:** Mental Health  
**Division:** Department-wide  
**DI Name:** DMH Utilization Increase **DI#1650013**

**Budget Unit:** 69209C, 69274C, 74205C, and 66325C

**6b. Provide an efficiency measure. (continued)**

- Number of funding agreements with Children's Division:



**6c. Provide the number of clients/individuals served, if applicable.**

	FY 2011 Actual Clients	FY 2012 Actual Clients	FY 2013 Actual Clients	FY 2014 Projected Clients	FY 2015 Projected Clients
<b>CPR Adult</b>	30,177	31,998	33,143	34,329	35,557
<b>CPR Youth</b>	8,957	9,721	10,532	11,411	12,363

**6d. Provide a customer satisfaction measure, if available.**

Not applicable.

**7. STRATEGIES TO ACHIEVE THE PERFORMANCE MEASUREMENT TARGETS:**

Funds will be allocated as needed to maintain appropriate access to MO HealthNet services by providing for utilization increases. The department will continue to provide quality treatment services to adults and adolescents.

**REPORT 10 - FY 2015 GOVERNOR RECOMMENDS**

**DECISION ITEM DETAIL**

Budget Unit	FY 2013	FY 2013	FY 2014	FY 2014	FY 2015	FY 2015	FY 2015	FY 2015
Decision Item	ACTUAL	ACTUAL	BUDGET	BUDGET	DEPT REQ	DEPT REQ	GOV REC	GOV REC
Budget Object Class	DOLLAR	FTE	DOLLAR	FTE	DOLLAR	FTE	DOLLAR	FTE
<b>ADULT COMMUNITY PROGRAM</b>								
<b>DMH Utilization Increases - 1650013</b>								
PROGRAM DISTRIBUTIONS	0	0.00	0	0.00	7,835,787	0.00	3,492,969	0.00
TOTAL - PD	0	0.00	0	0.00	7,835,787	0.00	3,492,969	0.00
<b>GRAND TOTAL</b>	<b>\$0</b>	<b>0.00</b>	<b>\$0</b>	<b>0.00</b>	<b>\$7,835,787</b>	<b>0.00</b>	<b>\$3,492,969</b>	<b>0.00</b>
GENERAL REVENUE	\$0	0.00	\$0	0.00	\$2,988,177	0.00	\$0	0.00
FEDERAL FUNDS	\$0	0.00	\$0	0.00	\$4,847,610	0.00	\$3,492,969	0.00
OTHER FUNDS	\$0	0.00	\$0	0.00	\$0	0.00	\$0	0.00

**REPORT 10 - FY 2015 GOVERNOR RECOMMENDS**

**DECISION ITEM DETAIL**

Budget Unit	FY 2013	FY 2013	FY 2014	FY 2014	FY 2015	FY 2015	FY 2015	FY 2015
Decision Item	ACTUAL	ACTUAL	BUDGET	BUDGET	DEPT REQ	DEPT REQ	GOV REC	GOV REC
Budget Object Class	DOLLAR	FTE	DOLLAR	FTE	DOLLAR	FTE	DOLLAR	FTE
<b>YOUTH COMMUNITY PROGRAM</b>								
<b>DMH Utilization Increases - 1650013</b>								
PROGRAM DISTRIBUTIONS	0	0.00	0	0.00	642,961	0.00	1,851,296	0.00
TOTAL - PD	0	0.00	0	0.00	642,961	0.00	1,851,296	0.00
<b>GRAND TOTAL</b>	<b>\$0</b>	<b>0.00</b>	<b>\$0</b>	<b>0.00</b>	<b>\$642,961</b>	<b>0.00</b>	<b>\$1,851,296</b>	<b>0.00</b>
GENERAL REVENUE	\$0	0.00	\$0	0.00	\$245,193	0.00	\$0	0.00
FEDERAL FUNDS	\$0	0.00	\$0	0.00	\$397,768	0.00	\$1,851,296	0.00
OTHER FUNDS	\$0	0.00	\$0	0.00	\$0	0.00	\$0	0.00

**REPORT 10 - FY 2015 GOVERNOR RECOMMENDS**

**DECISION ITEM DETAIL**

Budget Unit	FY 2013	FY 2013	FY 2014	FY 2014	FY 2015	FY 2015	FY 2015	FY 2015
Decision Item	ACTUAL	ACTUAL	BUDGET	BUDGET	DEPT REQ	DEPT REQ	GOV REC	GOV REC
Budget Object Class	DOLLAR	FTE	DOLLAR	FTE	DOLLAR	FTE	DOLLAR	FTE
<b>COMMUNITY PROGRAMS</b>								
<b>DMH Utilization Increases - 1650013</b>								
PROGRAM DISTRIBUTIONS	0	0.00	0	0.00	10,393,734	0.00	6,557,926	0.00
TOTAL - PD	0	0.00	0	0.00	10,393,734	0.00	6,557,926	0.00
<b>GRAND TOTAL</b>	<b>\$0</b>	<b>0.00</b>	<b>\$0</b>	<b>0.00</b>	<b>\$10,393,734</b>	<b>0.00</b>	<b>\$6,557,926</b>	<b>0.00</b>
GENERAL REVENUE	\$0	0.00	\$0	0.00	\$3,963,651	0.00	\$0	0.00
FEDERAL FUNDS	\$0	0.00	\$0	0.00	\$6,430,083	0.00	\$6,557,926	0.00
OTHER FUNDS	\$0	0.00	\$0	0.00	\$0	0.00	\$0	0.00



**NEW DECISION ITEM**

RANK: 2 OF \_\_\_\_\_

<b>Department:</b> Mental Health	<b>Budget Unit</b> <u>Various</u>
<b>Division:</b> Department-wide	
<b>DI Name:</b> General Structure Adjustment - Cost of Living (CTC)	<b>DI#</b> 0000014

**1. AMOUNT OF REQUEST**

	FY 2015 Budget Request					FY 2015 Governor's Recommendation			
	GR	Federal	Other	Total		GR	Federal	Other	Total
<b>PS</b>	1,246,459	611,951	5,503	1,863,913	<b>PS</b>	1,231,815	611,326	5,503	1,848,644
<b>EE</b>	0	0	0	0	<b>EE</b>	0	0	0	0
<b>PSD</b>	0	0	0	0	<b>PSD</b>	14,644	625	0	15,269
<b>TRF</b>	0	0	0	0	<b>TRF</b>	0	0	0	0
<b>Total</b>	<b>1,246,459</b>	<b>611,951</b>	<b>5,503</b>	<b>1,863,913</b>	<b>Total</b>	<b>1,246,459</b>	<b>611,951</b>	<b>5,503</b>	<b>1,863,913</b>
<b>FTE</b>	<b>0.00</b>	<b>0.00</b>	<b>0.00</b>	<b>0.00</b>	<b>FTE</b>	<b>0.00</b>	<b>0.00</b>	<b>0.00</b>	<b>0.00</b>

<b>Est. Fringe</b>	318,595	156,415	1,407	476,416
--------------------	---------	---------	-------	---------

*Note: Fringes budgeted in House Bill 5 except for certain fringes budgeted directly to MoDOT, Highway Patrol, and Conservation.*

<b>Est. Fringe</b>	314,852	156,255	1,407	472,513
--------------------	---------	---------	-------	---------

*Note: Fringes budgeted in House Bill 5 except for certain fringes budgeted directly to MoDOT, Highway Patrol, and Conservation.*

Other Funds: Compulsive Gambling Fund (CGF) 0249 - \$250; Healthy Initiative Fund (HIF) 0275 - \$1,501; Mental Health Earnings Fund (MHEF) 0288 - \$1,875; and Mental Health Trust Fund (MHTF) 0926 - \$1,877.

Other Funds: Compulsive Gambling Fund (CGF) 0249 - \$250; Healthy Initiative Fund (HIF) 0275 - \$1,501; Mental Health Earnings Fund (MHEF) 0288 - \$1,875; and Mental Health Trust Fund (MHTF) 0926 - \$1,877.

**2. THIS REQUEST CAN BE CATEGORIZED AS:**

<input type="checkbox"/> New Legislation	<input type="checkbox"/> New Program	<input type="checkbox"/> Fund Switch
<input type="checkbox"/> Federal Mandate	<input type="checkbox"/> Program Expansion	<input checked="" type="checkbox"/> Cost to Continue
<input type="checkbox"/> GR Pick-Up	<input type="checkbox"/> Space Request	<input type="checkbox"/> Equipment Replacement
<input checked="" type="checkbox"/> Pay Plan	<input type="checkbox"/> Other: _____	

**3. WHY IS THIS FUNDING NEEDED? PROVIDE AN EXPLANATION FOR ITEMS CHECKED IN #2. INCLUDE THE FEDERAL OR STATE STATUTORY OR CONSTITUTIONAL AUTHORIZATION FOR THIS PROGRAM.**

In Fiscal Year 2014, the General Assembly included and the Governor approved a \$500 annual pay raise for all state employees, except elected officials, members of the general assembly and judges covered under the Missouri Citizens' Commission on Compensation for Elected Officials, beginning January 1, 2014 (12 pay periods). The remaining 12 pay periods were unfunded, but the stated intent was to provide the funding in FY 2015.

NEW DECISION ITEM  
RANK: 2 OF           

Department: Mental Health Budget Unit Various  
Division: Department-wide  
DI Name: General Structure Adjustment - Cost of Living (CTC) DI#0000014

**4. DESCRIBE THE DETAILED ASSUMPTIONS USED TO DERIVE THE SPECIFIC REQUESTED AMOUNT. (How did you determine that the requested number of FTE were appropriate? From what source or standard did you derive the requested levels of funding? Were alternatives such as outsourcing or automation considered? If based on new legislation, does request tie to TAFP fiscal note? If not, explain why. Detail which portions of the request are one-times and how those amounts were calculated.)**  
**REQUEST:**

The appropriation amount for the FY 2014 pay plan was based on the pay increase beginning in January, 2014 for the final twelve pay periods of the fiscal year. This requested amount is equivalent to the remaining twelve pay periods in order to provide the core funding necessary for a full fiscal year.

**GOVERNOR RECOMMENDS:**  
Same as request.

**5. BREAK DOWN THE REQUEST BY BUDGET OBJECT CLASS, JOB CLASS, AND FUND SOURCE. IDENTIFY ONE-TIME COSTS.**

Budget Object Class/Job Class	Dept Req GR DOLLARS	Dept Req GR FTE	Dept Req FED DOLLARS	Dept Req FED FTE	Dept Req OTHER DOLLARS	Dept Req OTHER FTE	Dept Req TOTAL DOLLARS	Dept Req TOTAL FTE	Dept Req One-Time DOLLARS
Salaries & Wages (BOBC 100)	1,246,459		611,951		5,503		1,863,913	0.0	
<b>Total PS</b>	<b>1,246,459</b>	<b>0.0</b>	<b>611,951</b>	<b>0.0</b>	<b>5,503</b>	<b>0.0</b>	<b>1,863,913</b>	<b>0.0</b>	<b>0</b>
<b>Grand Total</b>	<b>1,246,459</b>	<b>0.0</b>	<b>611,951</b>	<b>0.0</b>	<b>5,503</b>	<b>0.0</b>	<b>1,863,913</b>	<b>0.0</b>	<b>0</b>

Budget Object Class/Job Class	Gov Rec GR DOLLARS	Gov Rec GR FTE	Gov Rec FED DOLLARS	Gov Rec FED FTE	Gov Rec OTHER DOLLARS	Gov Rec OTHER FTE	Gov Rec TOTAL DOLLARS	Gov Rec TOTAL FTE	Gov Rec One-Time DOLLARS
Salaries & Wages (BOBC 100)	1,231,815		611,326		5,503		1,848,644	0.0	
<b>Total PS</b>	<b>1,231,815</b>	<b>0.0</b>	<b>611,326</b>	<b>0.0</b>	<b>5,503</b>	<b>0.0</b>	<b>1,848,644</b>	<b>0.0</b>	<b>0</b>
Program Distributions (BOBC 800)	14,644		625				15,269		
<b>Total PSD</b>	<b>14,644</b>		<b>625</b>		<b>0</b>		<b>15,269</b>		<b>0</b>
<b>Grand Total</b>	<b>1,246,459</b>	<b>0.0</b>	<b>611,951</b>	<b>0.0</b>	<b>5,503</b>	<b>0.0</b>	<b>1,863,913</b>	<b>0.0</b>	<b>0</b>

**REPORT 10 - FY 2015 GOVERNOR RECOMMENDS**

**DECISION ITEM DETAIL**

Budget Unit	FY 2013	FY 2013	FY 2014	FY 2014	FY 2015	FY 2015	FY 2015	FY 2015
Decision Item	ACTUAL	ACTUAL	BUDGET	BUDGET	DEPT REQ	DEPT REQ	GOV REC	GOV REC
Budget Object Class	DOLLAR	FTE	DOLLAR	FTE	DOLLAR	FTE	DOLLAR	FTE
<b>DIRECTOR'S OFFICE</b>								
<b>Pay Plan FY14-Cost to Continue - 0000014</b>								
ADMIN OFFICE SUPPORT ASSISTANT	0	0.00	0	0.00	250	0.00	250	0.00
STATE DEPARTMENT DIRECTOR	0	0.00	0	0.00	250	0.00	250	0.00
DEPUTY STATE DEPT DIRECTOR	0	0.00	0	0.00	8	0.00	8	0.00
DESIGNATED PRINCIPAL ASST DEPT	0	0.00	0	0.00	143	0.00	143	0.00
COMMISSION MEMBER	0	0.00	0	0.00	88	0.00	88	0.00
STAFF PHYSICIAN SPECIALIST	0	0.00	0	0.00	250	0.00	250	0.00
SPECIALASST OFFICE & CLERICAL	0	0.00	0	0.00	725	0.00	725	0.00
PRINCIPAL ASST BOARD/COMMISSON	0	0.00	0	0.00	250	0.00	250	0.00
<b>TOTAL - PS</b>	<b>0</b>	<b>0.00</b>	<b>0</b>	<b>0.00</b>	<b>1,964</b>	<b>0.00</b>	<b>1,964</b>	<b>0.00</b>
<b>GRAND TOTAL</b>	<b>\$0</b>	<b>0.00</b>	<b>\$0</b>	<b>0.00</b>	<b>\$1,964</b>	<b>0.00</b>	<b>\$1,964</b>	<b>0.00</b>
<b>GENERAL REVENUE</b>	<b>\$0</b>	<b>0.00</b>	<b>\$0</b>	<b>0.00</b>	<b>\$1,811</b>	<b>0.00</b>	<b>\$1,811</b>	<b>0.00</b>
<b>FEDERAL FUNDS</b>	<b>\$0</b>	<b>0.00</b>	<b>\$0</b>	<b>0.00</b>	<b>\$153</b>	<b>0.00</b>	<b>\$153</b>	<b>0.00</b>
<b>OTHER FUNDS</b>	<b>\$0</b>	<b>0.00</b>	<b>\$0</b>	<b>0.00</b>	<b>\$0</b>	<b>0.00</b>	<b>\$0</b>	<b>0.00</b>

**REPORT 10 - FY 2015 GOVERNOR RECOMMENDS**

**DECISION ITEM DETAIL**

Budget Unit	FY 2013	FY 2013	FY 2014	FY 2014	FY 2015	FY 2015	FY 2015	FY 2015
Decision Item	ACTUAL	ACTUAL	BUDGET	BUDGET	DEPT REQ	DEPT REQ	GOV REC	GOV REC
Budget Object Class	DOLLAR	FTE	DOLLAR	FTE	DOLLAR	FTE	DOLLAR	FTE
<b>OVERTIME PAY PS</b>								
Pay Plan FY14-Cost to Continue - 0000014								
OTHER	0	0.00	0	0.00	10,000	0.00	10,000	0.00
TOTAL - PS	0	0.00	0	0.00	10,000	0.00	10,000	0.00
<b>GRAND TOTAL</b>	<b>\$0</b>	<b>0.00</b>	<b>\$0</b>	<b>0.00</b>	<b>\$10,000</b>	<b>0.00</b>	<b>\$10,000</b>	<b>0.00</b>
GENERAL REVENUE	\$0	0.00	\$0	0.00	\$10,000	0.00	\$10,000	0.00
FEDERAL FUNDS	\$0	0.00	\$0	0.00	\$0	0.00	\$0	0.00
OTHER FUNDS	\$0	0.00	\$0	0.00	\$0	0.00	\$0	0.00

**REPORT 10 - FY 2015 GOVERNOR RECOMMENDS**

**DECISION ITEM DETAIL**

Budget Unit	FY 2013	FY 2013	FY 2014	FY 2014	FY 2015	FY 2015	FY 2015	FY 2015
Decision Item	ACTUAL	ACTUAL	BUDGET	BUDGET	DEPT REQ	DEPT REQ	GOV REC	GOV REC
Budget Object Class	DOLLAR	FTE	DOLLAR	FTE	DOLLAR	FTE	DOLLAR	FTE
<b>OPERATIONAL SUPPORT</b>								
<b>Pay Plan FY14-Cost to Continue - 0000014</b>								
ADMIN OFFICE SUPPORT ASSISTANT	0	0.00	0	0.00	1,501	0.00	1,501	0.00
OFFICE SUPPORT ASST (KEYBRD)	0	0.00	0	0.00	250	0.00	250	0.00
SR OFC SUPPORT ASST (KEYBRD)	0	0.00	0	0.00	1,500	0.00	1,500	0.00
INFORMATION TECHNOLOGY SPEC II	0	0.00	0	0.00	250	0.00	250	0.00
STOREKEEPER I	0	0.00	0	0.00	250	0.00	250	0.00
PROCUREMENT OFCR I	0	0.00	0	0.00	250	0.00	250	0.00
PROCUREMENT OFCR II	0	0.00	0	0.00	500	0.00	500	0.00
OFFICE SERVICES COOR	0	0.00	0	0.00	250	0.00	250	0.00
ACCOUNT CLERK II	0	0.00	0	0.00	250	0.00	250	0.00
SENIOR AUDITOR	0	0.00	0	0.00	500	0.00	500	0.00
ACCOUNTANT I	0	0.00	0	0.00	1,501	0.00	1,501	0.00
ACCOUNTANT II	0	0.00	0	0.00	500	0.00	500	0.00
ACCOUNTING SPECIALIST II	0	0.00	0	0.00	251	0.00	251	0.00
ACCOUNTING SPECIALIST III	0	0.00	0	0.00	250	0.00	250	0.00
ACCOUNTING ANAL II	0	0.00	0	0.00	988	0.00	988	0.00
ACCOUNTING ANAL III	0	0.00	0	0.00	750	0.00	750	0.00
BUDGET ANAL III	0	0.00	0	0.00	750	0.00	750	0.00
PERSONNEL OFCR II	0	0.00	0	0.00	250	0.00	250	0.00
PERSONNEL ANAL II	0	0.00	0	0.00	500	0.00	500	0.00
EXECUTIVE I	0	0.00	0	0.00	250	0.00	250	0.00
MANAGEMENT ANALYSIS SPEC II	0	0.00	0	0.00	251	0.00	251	0.00
PERSONNEL CLERK	0	0.00	0	0.00	250	0.00	250	0.00
HOUSING DEVELOPMENT OFCR II	0	0.00	0	0.00	178	0.00	178	0.00
AFFORDABLE HOUSING CNSLT MH	0	0.00	0	0.00	250	0.00	250	0.00
PROGRAM SPECIALIST I MH	0	0.00	0	0.00	5,005	0.00	5,005	0.00
PROGRAM SPECIALIST II MH	0	0.00	0	0.00	1,501	0.00	1,501	0.00
PROGRAM COORD DMH DOHSS	0	0.00	0	0.00	1,750	0.00	1,750	0.00
MOTOR VEHICLE DRIVER	0	0.00	0	0.00	250	0.00	250	0.00
FISCAL & ADMINISTRATIVE MGR B2	0	0.00	0	0.00	1,250	0.00	1,250	0.00
FISCAL & ADMINISTRATIVE MGR B3	0	0.00	0	0.00	500	0.00	500	0.00
MENTAL HEALTH MGR B1	0	0.00	0	0.00	500	0.00	500	0.00
MENTAL HEALTH MGR B2	0	0.00	0	0.00	500	0.00	500	0.00

1/29/14 14:24

im\_didetail

**REPORT 10 - FY 2015 GOVERNOR RECOMMENDS**

**DECISION ITEM DETAIL**

Budget Unit	FY 2013	FY 2013	FY 2014	FY 2014	FY 2015	FY 2015	FY 2015	FY 2015
Decision Item	ACTUAL	ACTUAL	BUDGET	BUDGET	DEPT REQ	DEPT REQ	GOV REC	GOV REC
Budget Object Class	DOLLAR	FTE	DOLLAR	FTE	DOLLAR	FTE	DOLLAR	FTE
<b>OPERATIONAL SUPPORT</b>								
<b>Pay Plan FY14-Cost to Continue - 0000014</b>								
DEPUTY STATE DEPT DIRECTOR	0	0.00	0	0.00	743	0.00	743	0.00
DESIGNATED PRINCIPAL ASST DEPT	0	0.00	0	0.00	678	0.00	678	0.00
ASSOCIATE COUNSEL	0	0.00	0	0.00	1,638	0.00	1,638	0.00
PROJECT SPECIALIST	0	0.00	0	0.00	103	0.00	103	0.00
PARALEGAL	0	0.00	0	0.00	250	0.00	250	0.00
LEGAL COUNSEL	0	0.00	0	0.00	250	0.00	250	0.00
HEARINGS OFFICER	0	0.00	0	0.00	250	0.00	250	0.00
MISCELLANEOUS PROFESSIONAL	0	0.00	0	0.00	1,305	0.00	1,305	0.00
MEDICAL ADMINISTRATOR	0	0.00	0	0.00	213	0.00	213	0.00
SPECIAL ASST OFFICIAL & ADMSTR	0	0.00	0	0.00	916	0.00	916	0.00
SPECIAL ASST OFFICE & CLERICAL	0	0.00	0	0.00	750	0.00	750	0.00
<b>TOTAL - PS</b>	<b>0</b>	<b>0.00</b>	<b>0</b>	<b>0.00</b>	<b>30,772</b>	<b>0.00</b>	<b>30,772</b>	<b>0.00</b>
<b>GRAND TOTAL</b>	<b>\$0</b>	<b>0.00</b>	<b>\$0</b>	<b>0.00</b>	<b>\$30,772</b>	<b>0.00</b>	<b>\$30,772</b>	<b>0.00</b>
<b>GENERAL REVENUE</b>	<b>\$0</b>	<b>0.00</b>	<b>\$0</b>	<b>0.00</b>	<b>\$25,804</b>	<b>0.00</b>	<b>\$25,804</b>	<b>0.00</b>
<b>FEDERAL FUNDS</b>	<b>\$0</b>	<b>0.00</b>	<b>\$0</b>	<b>0.00</b>	<b>\$4,968</b>	<b>0.00</b>	<b>\$4,968</b>	<b>0.00</b>
<b>OTHER FUNDS</b>	<b>\$0</b>	<b>0.00</b>	<b>\$0</b>	<b>0.00</b>	<b>\$0</b>	<b>0.00</b>	<b>\$0</b>	<b>0.00</b>

**REPORT 10 - FY 2015 GOVERNOR RECOMMENDS**

**DECISION ITEM DETAIL**

Budget Unit	FY 2013	FY 2013	FY 2014	FY 2014	FY 2015	FY 2015	FY 2015	FY 2015
Decision Item	ACTUAL	ACTUAL	BUDGET	BUDGET	DEPT REQ	DEPT REQ	GOV REC	GOV REC
Budget Object Class	DOLLAR	FTE	DOLLAR	FTE	DOLLAR	FTE	DOLLAR	FTE
<b>MENTAL HEALTH TRUST FUND</b>								
<b>Pay Plan FY14-Cost to Continue - 0000014</b>								
ACTIVITY AIDE II	0	0.00	0	0.00	625	0.00	625	0.00
ACTIVITY THER	0	0.00	0	0.00	100	0.00	100	0.00
MUSIC THER II	0	0.00	0	0.00	98	0.00	98	0.00
RECREATIONAL THER I	0	0.00	0	0.00	150	0.00	150	0.00
RECREATIONAL THER II	0	0.00	0	0.00	198	0.00	198	0.00
STUDENT INTERN	0	0.00	0	0.00	33	0.00	33	0.00
CLIENT/PATIENT WORKER	0	0.00	0	0.00	355	0.00	355	0.00
MISCELLANEOUS PROFESSIONAL	0	0.00	0	0.00	318	0.00	318	0.00
<b>TOTAL - PS</b>	<b>0</b>	<b>0.00</b>	<b>0</b>	<b>0.00</b>	<b>1,877</b>	<b>0.00</b>	<b>1,877</b>	<b>0.00</b>
<b>GRAND TOTAL</b>	<b>\$0</b>	<b>0.00</b>	<b>\$0</b>	<b>0.00</b>	<b>\$1,877</b>	<b>0.00</b>	<b>\$1,877</b>	<b>0.00</b>
<b>GENERAL REVENUE</b>	<b>\$0</b>	<b>0.00</b>	<b>\$0</b>	<b>0.00</b>	<b>\$0</b>	<b>0.00</b>	<b>\$0</b>	<b>0.00</b>
<b>FEDERAL FUNDS</b>	<b>\$0</b>	<b>0.00</b>	<b>\$0</b>	<b>0.00</b>	<b>\$0</b>	<b>0.00</b>	<b>\$0</b>	<b>0.00</b>
<b>OTHER FUNDS</b>	<b>\$0</b>	<b>0.00</b>	<b>\$0</b>	<b>0.00</b>	<b>\$1,877</b>	<b>0.00</b>	<b>\$1,877</b>	<b>0.00</b>

**REPORT 10 - FY 2015 GOVERNOR RECOMMENDS**

**DECISION ITEM DETAIL**

Budget Unit	FY 2013	FY 2013	FY 2014	FY 2014	FY 2015	FY 2015	FY 2015	FY 2015
Decision Item	ACTUAL	ACTUAL	BUDGET	BUDGET	DEPT REQ	DEPT REQ	GOV REC	GOV REC
Budget Object Class	DOLLAR	FTE	DOLLAR	FTE	DOLLAR	FTE	DOLLAR	FTE
<b>DMH FEDERAL FUND</b>								
<b>Pay Plan FY14-Cost to Continue - 0000014</b>								
MISCELLANEOUS PROFESSIONAL	0	0.00	0	0.00	500	0.00	500	0.00
<b>TOTAL - PS</b>	<b>0</b>	<b>0.00</b>	<b>0</b>	<b>0.00</b>	<b>500</b>	<b>0.00</b>	<b>500</b>	<b>0.00</b>
<b>GRAND TOTAL</b>	<b>\$0</b>	<b>0.00</b>	<b>\$0</b>	<b>0.00</b>	<b>\$500</b>	<b>0.00</b>	<b>\$500</b>	<b>0.00</b>
GENERAL REVENUE	\$0	0.00	\$0	0.00	\$0	0.00	\$0	0.00
FEDERAL FUNDS	\$0	0.00	\$0	0.00	\$500	0.00	\$500	0.00
OTHER FUNDS	\$0	0.00	\$0	0.00	\$0	0.00	\$0	0.00



**REPORT 10 - FY 2015 GOVERNOR RECOMMENDS**

**DECISION ITEM DETAIL**

Budget Unit	FY 2013	FY 2013	FY 2014	FY 2014	FY 2015	FY 2015	FY 2015	FY 2015
Decision Item	ACTUAL	ACTUAL	BUDGET	BUDGET	DEPT REQ	DEPT REQ	GOV REC	GOV REC
Budget Object Class	DOLLAR	FTE	DOLLAR	FTE	DOLLAR	FTE	DOLLAR	FTE
<b>ADA ADMINISTRATION</b>								
<b>Pay Plan FY14-Cost to Continue - 0000014</b>								
ADMIN OFFICE SUPPORT ASSISTANT	0	0.00	0	0.00	866	0.00	866	0.00
OFFICE SUPPORT ASST (KEYBRD)	0	0.00	0	0.00	250	0.00	250	0.00
SR OFC SUPPORT ASST (KEYBRD)	0	0.00	0	0.00	538	0.00	538	0.00
ACCOUNTANT I	0	0.00	0	0.00	250	0.00	250	0.00
RESEARCH ANAL II	0	0.00	0	0.00	250	0.00	250	0.00
RESEARCH ANAL III	0	0.00	0	0.00	250	0.00	250	0.00
RESEARCH ANAL IV	0	0.00	0	0.00	250	0.00	250	0.00
MANAGEMENT ANALYSIS SPEC I	0	0.00	0	0.00	250	0.00	250	0.00
MANAGEMENT ANALYSIS SPEC II	0	0.00	0	0.00	500	0.00	500	0.00
PROGRAM SPECIALIST II MH	0	0.00	0	0.00	798	0.00	798	0.00
FISCAL & ADMINISTRATIVE MGR B2	0	0.00	0	0.00	500	0.00	500	0.00
FISCAL & ADMINISTRATIVE MGR B3	0	0.00	0	0.00	251	0.00	251	0.00
MENTAL HEALTH MGR B1	0	0.00	0	0.00	250	0.00	250	0.00
MENTAL HEALTH MGR B2	0	0.00	0	0.00	720	0.00	720	0.00
MENTAL HEALTH MGR B3	0	0.00	0	0.00	250	0.00	250	0.00
DESIGNATED PRINCIPAL ASST DEPT	0	0.00	0	0.00	63	0.00	63	0.00
DIVISION DIRECTOR	0	0.00	0	0.00	250	0.00	250	0.00
DESIGNATED PRINCIPAL ASST DIV	0	0.00	0	0.00	750	0.00	750	0.00
PROJECT SPECIALIST	0	0.00	0	0.00	125	0.00	125	0.00
MISCELLANEOUS PROFESSIONAL	0	0.00	0	0.00	593	0.00	593	0.00
SPECIAL ASST OFFICIAL & ADMSTR	0	0.00	0	0.00	825	0.00	825	0.00
SPECIAL ASST PROFESSIONAL	0	0.00	0	0.00	875	0.00	875	0.00
SPECIAL ASST OFFICE & CLERICAL	0	0.00	0	0.00	393	0.00	393	0.00
<b>TOTAL - PS</b>	<b>0</b>	<b>0.00</b>	<b>0</b>	<b>0.00</b>	<b>10,047</b>	<b>0.00</b>	<b>10,047</b>	<b>0.00</b>
<b>GRAND TOTAL</b>	<b>\$0</b>	<b>0.00</b>	<b>\$0</b>	<b>0.00</b>	<b>\$10,047</b>	<b>0.00</b>	<b>\$10,047</b>	<b>0.00</b>
<b>GENERAL REVENUE</b>	<b>\$0</b>	<b>0.00</b>	<b>\$0</b>	<b>0.00</b>	<b>\$3,696</b>	<b>0.00</b>	<b>\$3,696</b>	<b>0.00</b>
<b>FEDERAL FUNDS</b>	<b>\$0</b>	<b>0.00</b>	<b>\$0</b>	<b>0.00</b>	<b>\$5,225</b>	<b>0.00</b>	<b>\$5,225</b>	<b>0.00</b>
<b>OTHER FUNDS</b>	<b>\$0</b>	<b>0.00</b>	<b>\$0</b>	<b>0.00</b>	<b>\$1,126</b>	<b>0.00</b>	<b>\$1,126</b>	<b>0.00</b>

1/29/14 14:24

im\_didetail

**REPORT 10 - FY 2015 GOVERNOR RECOMMENDS**

**DECISION ITEM DETAIL**

Budget Unit	FY 2013	FY 2013	FY 2014	FY 2014	FY 2015	FY 2015	FY 2015	FY 2015
Decision Item	ACTUAL	ACTUAL	BUDGET	BUDGET	DEPT REQ	DEPT REQ	GOV REC	GOV REC
Budget Object Class	DOLLAR	FTE	DOLLAR	FTE	DOLLAR	FTE	DOLLAR	FTE
<b>PREVENTION &amp; EDU SERVS</b>								
<b>Pay Plan FY14-Cost to Continue - 0000014</b>								
ADMIN OFFICE SUPPORT ASSISTANT	0	0.00	0	0.00	105	0.00	105	0.00
PROGRAM SPECIALIST II MH	0	0.00	0	0.00	673	0.00	673	0.00
MENTAL HEALTH MGR B2	0	0.00	0	0.00	313	0.00	313	0.00
PUBLIC SAFETY MANAGER BAND 1	0	0.00	0	0.00	195	0.00	195	0.00
SPECIAL AGENT (LIQUOR CONTROL)	0	0.00	0	0.00	830	0.00	830	0.00
PROJECT SPECIALIST	0	0.00	0	0.00	30	0.00	30	0.00
TYPIST	0	0.00	0	0.00	125	0.00	125	0.00
MISCELLANEOUS PROFESSIONAL	0	0.00	0	0.00	215	0.00	215	0.00
SPECIAL ASST OFFICIAL & ADMSTR	0	0.00	0	0.00	38	0.00	38	0.00
<b>TOTAL - PS</b>	<b>0</b>	<b>0.00</b>	<b>0</b>	<b>0.00</b>	<b>2,524</b>	<b>0.00</b>	<b>2,524</b>	<b>0.00</b>
<b>GRAND TOTAL</b>	<b>\$0</b>	<b>0.00</b>	<b>\$0</b>	<b>0.00</b>	<b>\$2,524</b>	<b>0.00</b>	<b>\$2,524</b>	<b>0.00</b>
<b>GENERAL REVENUE</b>	<b>\$0</b>	<b>0.00</b>	<b>\$0</b>	<b>0.00</b>	<b>\$15</b>	<b>0.00</b>	<b>\$15</b>	<b>0.00</b>
<b>FEDERAL FUNDS</b>	<b>\$0</b>	<b>0.00</b>	<b>\$0</b>	<b>0.00</b>	<b>\$2,509</b>	<b>0.00</b>	<b>\$2,509</b>	<b>0.00</b>
<b>OTHER FUNDS</b>	<b>\$0</b>	<b>0.00</b>	<b>\$0</b>	<b>0.00</b>	<b>\$0</b>	<b>0.00</b>	<b>\$0</b>	<b>0.00</b>

**REPORT 10 - FY 2015 GOVERNOR RECOMMENDS**

**DECISION ITEM DETAIL**

Budget Unit	FY 2013	FY 2013	FY 2014	FY 2014	FY 2015	FY 2015	FY 2015	FY 2015
Decision Item	ACTUAL	ACTUAL	BUDGET	BUDGET	DEPT REQ	DEPT REQ	GOV REC	GOV REC
Budget Object Class	DOLLAR	FTE	DOLLAR	FTE	DOLLAR	FTE	DOLLAR	FTE
<b>ADA TREATMENT SERVICES</b>								
<b>Pay Plan FY14-Cost to Continue - 0000014</b>								
ADMIN OFFICE SUPPORT ASSISTANT	0	0.00	0	0.00	250	0.00	250	0.00
SR OFC SUPPORT ASST (STENO)	0	0.00	0	0.00	250	0.00	250	0.00
OFFICE SUPPORT ASST (KEYBRD)	0	0.00	0	0.00	250	0.00	250	0.00
SR OFC SUPPORT ASST (KEYBRD)	0	0.00	0	0.00	500	0.00	500	0.00
HOUSING DEVELOPMENT OFCR I	0	0.00	0	0.00	250	0.00	250	0.00
HOUSING DEVELOPMENT OFCR II	0	0.00	0	0.00	73	0.00	73	0.00
AFFORDABLE HOUSING CNSLT MH	0	0.00	0	0.00	500	0.00	500	0.00
LPN II GEN	0	0.00	0	0.00	500	0.00	500	0.00
REGISTERED NURSE	0	0.00	0	0.00	250	0.00	250	0.00
REGISTERED NURSE SENIOR	0	0.00	0	0.00	250	0.00	250	0.00
AREA SUB ABUSE TRTMNT COOR	0	0.00	0	0.00	1,000	0.00	1,000	0.00
SUBSTANCE ABUSE CNSLR II	0	0.00	0	0.00	1,250	0.00	1,250	0.00
SUBSTANCE ABUSE CNSLR III	0	0.00	0	0.00	250	0.00	250	0.00
PROGRAM SPECIALIST II MH	0	0.00	0	0.00	1,025	0.00	1,025	0.00
MENTAL HEALTH MGR B2	0	0.00	0	0.00	500	0.00	500	0.00
MISCELLANEOUS PROFESSIONAL	0	0.00	0	0.00	486	0.00	486	0.00
MEDICAL ADMINISTRATOR	0	0.00	0	0.00	250	0.00	250	0.00
SPECIAL ASST OFFICIAL & ADMSTR	0	0.00	0	0.00	250	0.00	250	0.00
SPECIAL ASST PROFESSIONAL	0	0.00	0	0.00	250	0.00	250	0.00
<b>TOTAL - PS</b>	<b>0</b>	<b>0.00</b>	<b>0</b>	<b>0.00</b>	<b>8,334</b>	<b>0.00</b>	<b>8,334</b>	<b>0.00</b>
<b>GRAND TOTAL</b>	<b>\$0</b>	<b>0.00</b>	<b>\$0</b>	<b>0.00</b>	<b>\$8,334</b>	<b>0.00</b>	<b>\$8,334</b>	<b>0.00</b>
<b>GENERAL REVENUE</b>	<b>\$0</b>	<b>0.00</b>	<b>\$0</b>	<b>0.00</b>	<b>\$2,773</b>	<b>0.00</b>	<b>\$2,773</b>	<b>0.00</b>
<b>FEDERAL FUNDS</b>	<b>\$0</b>	<b>0.00</b>	<b>\$0</b>	<b>0.00</b>	<b>\$5,561</b>	<b>0.00</b>	<b>\$5,561</b>	<b>0.00</b>
<b>OTHER FUNDS</b>	<b>\$0</b>	<b>0.00</b>	<b>\$0</b>	<b>0.00</b>	<b>\$0</b>	<b>0.00</b>	<b>\$0</b>	<b>0.00</b>

**REPORT 10 - FY 2015 GOVERNOR RECOMMENDS**

**DECISION ITEM DETAIL**

Budget Unit	FY 2013	FY 2013	FY 2014	FY 2014	FY 2015	FY 2015	FY 2015	FY 2015
Decision Item	ACTUAL	ACTUAL	BUDGET	BUDGET	DEPT REQ	DEPT REQ	GOV REC	GOV REC
Budget Object Class	DOLLAR	FTE	DOLLAR	FTE	DOLLAR	FTE	DOLLAR	FTE
<b>COMPULSIVE GAMBLING FUND</b>								
<b>Pay Plan FY14-Cost to Continue - 0000014</b>								
PROGRAM SPECIALIST II MH	0	0.00	0	0.00	250	0.00	250	0.00
TOTAL - PS	0	0.00	0	0.00	250	0.00	250	0.00
<b>GRAND TOTAL</b>	<b>\$0</b>	<b>0.00</b>	<b>\$0</b>	<b>0.00</b>	<b>\$250</b>	<b>0.00</b>	<b>\$250</b>	<b>0.00</b>
GENERAL REVENUE	\$0	0.00	\$0	0.00	\$0	0.00	\$0	0.00
FEDERAL FUNDS	\$0	0.00	\$0	0.00	\$0	0.00	\$0	0.00
OTHER FUNDS	\$0	0.00	\$0	0.00	\$250	0.00	\$250	0.00

**REPORT 10 - FY 2015 GOVERNOR RECOMMENDS**

**DECISION ITEM DETAIL**

Budget Unit	FY 2013	FY 2013	FY 2014	FY 2014	FY 2015	FY 2015	FY 2015	FY 2015
Decision Item	ACTUAL	ACTUAL	BUDGET	BUDGET	DEPT REQ	DEPT REQ	GOV REC	GOV REC
Budget Object Class	DOLLAR	FTE	DOLLAR	FTE	DOLLAR	FTE	DOLLAR	FTE
<b>SATOP</b>								
<b>Pay Plan FY14-Cost to Continue - 0000014</b>								
SR OFC SUPPORT ASST (KEYBRD)	0	0.00	0	0.00	270	0.00	270	0.00
PROGRAM SPECIALIST II MH	0	0.00	0	0.00	850	0.00	850	0.00
MENTAL HEALTH MGR B2	0	0.00	0	0.00	250	0.00	250	0.00
<b>TOTAL - PS</b>	<b>0</b>	<b>0.00</b>	<b>0</b>	<b>0.00</b>	<b>1,370</b>	<b>0.00</b>	<b>1,370</b>	<b>0.00</b>
<b>GRAND TOTAL</b>	<b>\$0</b>	<b>0.00</b>	<b>\$0</b>	<b>0.00</b>	<b>\$1,370</b>	<b>0.00</b>	<b>\$1,370</b>	<b>0.00</b>
<b>GENERAL REVENUE</b>	<b>\$0</b>	<b>0.00</b>	<b>\$0</b>	<b>0.00</b>	<b>\$0</b>	<b>0.00</b>	<b>\$0</b>	<b>0.00</b>
<b>FEDERAL FUNDS</b>	<b>\$0</b>	<b>0.00</b>	<b>\$0</b>	<b>0.00</b>	<b>\$120</b>	<b>0.00</b>	<b>\$120</b>	<b>0.00</b>
<b>OTHER FUNDS</b>	<b>\$0</b>	<b>0.00</b>	<b>\$0</b>	<b>0.00</b>	<b>\$1,250</b>	<b>0.00</b>	<b>\$1,250</b>	<b>0.00</b>

**REPORT 10 - FY 2015 GOVERNOR RECOMMENDS**

**DECISION ITEM DETAIL**

Budget Unit	FY 2013	FY 2013	FY 2014	FY 2014	FY 2015	FY 2015	FY 2015	FY 2015
Decision Item	ACTUAL	ACTUAL	BUDGET	BUDGET	DEPT REQ	DEPT REQ	GOV REC	GOV REC
Budget Object Class	DOLLAR	FTE	DOLLAR	FTE	DOLLAR	FTE	DOLLAR	FTE
<b>CPS ADMIN</b>								
<b>Pay Plan FY14-Cost to Continue - 0000014</b>								
ADMIN OFFICE SUPPORT ASSISTANT	0	0.00	0	0.00	283	0.00	283	0.00
SR OFC SUPPORT ASST (KEYBRD)	0	0.00	0	0.00	618	0.00	618	0.00
RESEARCH ANAL III	0	0.00	0	0.00	750	0.00	750	0.00
STAFF TRAINING & DEV COOR	0	0.00	0	0.00	250	0.00	250	0.00
EXECUTIVE I	0	0.00	0	0.00	250	0.00	250	0.00
MANAGEMENT ANALYSIS SPEC II	0	0.00	0	0.00	250	0.00	250	0.00
PROGRAM SPECIALIST II MH	0	0.00	0	0.00	500	0.00	500	0.00
FAMILY SUPPORT ELIGIBILITY SPC	0	0.00	0	0.00	250	0.00	250	0.00
FISCAL & ADMINISTRATIVE MGR B2	0	0.00	0	0.00	500	0.00	500	0.00
MENTAL HEALTH MGR B2	0	0.00	0	0.00	330	0.00	330	0.00
DESIGNATED PRINCIPAL ASST DEPT	0	0.00	0	0.00	10	0.00	10	0.00
DESIGNATED PRINCIPAL ASST DIV	0	0.00	0	0.00	505	0.00	505	0.00
MISCELLANEOUS PROFESSIONAL	0	0.00	0	0.00	95	0.00	95	0.00
MEDICAL ADMINISTRATOR	0	0.00	0	0.00	100	0.00	100	0.00
SPECIAL ASST OFFICIAL & ADMSTR	0	0.00	0	0.00	1,001	0.00	1,001	0.00
SPECIAL ASST PROFESSIONAL	0	0.00	0	0.00	115	0.00	115	0.00
SPECIAL ASST OFFICE & CLERICAL	0	0.00	0	0.00	1,050	0.00	1,050	0.00
<b>TOTAL - PS</b>	<b>0</b>	<b>0.00</b>	<b>0</b>	<b>0.00</b>	<b>6,857</b>	<b>0.00</b>	<b>6,857</b>	<b>0.00</b>
<b>GRAND TOTAL</b>	<b>\$0</b>	<b>0.00</b>	<b>\$0</b>	<b>0.00</b>	<b>\$6,857</b>	<b>0.00</b>	<b>\$6,857</b>	<b>0.00</b>
<b>GENERAL REVENUE</b>	<b>\$0</b>	<b>0.00</b>	<b>\$0</b>	<b>0.00</b>	<b>\$3,514</b>	<b>0.00</b>	<b>\$3,514</b>	<b>0.00</b>
<b>FEDERAL FUNDS</b>	<b>\$0</b>	<b>0.00</b>	<b>\$0</b>	<b>0.00</b>	<b>\$3,343</b>	<b>0.00</b>	<b>\$3,343</b>	<b>0.00</b>
<b>OTHER FUNDS</b>	<b>\$0</b>	<b>0.00</b>	<b>\$0</b>	<b>0.00</b>	<b>\$0</b>	<b>0.00</b>	<b>\$0</b>	<b>0.00</b>

1/29/14 14:24

im\_didetail

**REPORT 10 - FY 2015 GOVERNOR RECOMMENDS**

**DECISION ITEM DETAIL**

Budget Unit	FY 2013	FY 2013	FY 2014	FY 2014	FY 2015	FY 2015	FY 2015	FY 2015
Decision Item	ACTUAL	ACTUAL	BUDGET	BUDGET	DEPT REQ	DEPT REQ	GOV REC	GOV REC
Budget Object Class	DOLLAR	FTE	DOLLAR	FTE	DOLLAR	FTE	DOLLAR	FTE
<b>CPS FACILITY SUPPORT</b>								
<b>Pay Plan FY14-Cost to Continue - 0000014</b>								
CUSTODIAL WORKER I	0	0.00	0	0.00	500	0.00	500	0.00
FOOD SERVICE HELPER I	0	0.00	0	0.00	500	0.00	500	0.00
REGISTERED NURSE III	0	0.00	0	0.00	250	0.00	0	0.00
DIRECT CARE AIDE	0	0.00	0	0.00	11,223	0.00	11,223	0.00
LICENSED PRACTICAL NURSE	0	0.00	0	0.00	1,483	0.00	1,483	0.00
REGISTERED NURSE	0	0.00	0	0.00	6,395	0.00	6,645	0.00
<b>TOTAL - PS</b>	<b>0</b>	<b>0.00</b>	<b>0</b>	<b>0.00</b>	<b>20,351</b>	<b>0.00</b>	<b>20,351</b>	<b>0.00</b>
<b>GRAND TOTAL</b>	<b>\$0</b>	<b>0.00</b>	<b>\$0</b>	<b>0.00</b>	<b>\$20,351</b>	<b>0.00</b>	<b>\$20,351</b>	<b>0.00</b>
<b>GENERAL REVENUE</b>	<b>\$0</b>	<b>0.00</b>	<b>\$0</b>	<b>0.00</b>	<b>\$19,351</b>	<b>0.00</b>	<b>\$19,351</b>	<b>0.00</b>
<b>FEDERAL FUNDS</b>	<b>\$0</b>	<b>0.00</b>	<b>\$0</b>	<b>0.00</b>	<b>\$0</b>	<b>0.00</b>	<b>\$0</b>	<b>0.00</b>
<b>OTHER FUNDS</b>	<b>\$0</b>	<b>0.00</b>	<b>\$0</b>	<b>0.00</b>	<b>\$1,000</b>	<b>0.00</b>	<b>\$1,000</b>	<b>0.00</b>

**REPORT 10 - FY 2015 GOVERNOR RECOMMENDS**

**DECISION ITEM DETAIL**

Budget Unit	FY 2013	FY 2013	FY 2014	FY 2014	FY 2015	FY 2015	FY 2015	FY 2015
Decision Item	ACTUAL	ACTUAL	BUDGET	BUDGET	DEPT REQ	DEPT REQ	GOV REC	GOV REC
Budget Object Class	DOLLAR	FTE	DOLLAR	FTE	DOLLAR	FTE	DOLLAR	FTE
<b>ADULT COMMUNITY PROGRAM</b>								
<b>Pay Plan FY14-Cost to Continue - 0000014</b>								
ADMIN OFFICE SUPPORT ASSISTANT	0	0.00	0	0.00	50	0.00	50	0.00
SR OFC SUPPORT ASST (KEYBRD)	0	0.00	0	0.00	158	0.00	158	0.00
MENTAL HEALTH MGR B1	0	0.00	0	0.00	628	0.00	628	0.00
MENTAL HEALTH MGR B2	0	0.00	0	0.00	725	0.00	725	0.00
DESIGNATED PRINCIPAL ASST DIV	0	0.00	0	0.00	118	0.00	118	0.00
PROJECT SPECIALIST	0	0.00	0	0.00	123	0.00	123	0.00
TYPIST	0	0.00	0	0.00	125	0.00	125	0.00
MEDICAL ADMINISTRATOR	0	0.00	0	0.00	25	0.00	25	0.00
<b>TOTAL - PS</b>	<b>0</b>	<b>0.00</b>	<b>0</b>	<b>0.00</b>	<b>1,952</b>	<b>0.00</b>	<b>1,952</b>	<b>0.00</b>
<b>GRAND TOTAL</b>	<b>\$0</b>	<b>0.00</b>	<b>\$0</b>	<b>0.00</b>	<b>\$1,952</b>	<b>0.00</b>	<b>\$1,952</b>	<b>0.00</b>
<b>GENERAL REVENUE</b>	<b>\$0</b>	<b>0.00</b>	<b>\$0</b>	<b>0.00</b>	<b>\$638</b>	<b>0.00</b>	<b>\$638</b>	<b>0.00</b>
<b>FEDERAL FUNDS</b>	<b>\$0</b>	<b>0.00</b>	<b>\$0</b>	<b>0.00</b>	<b>\$1,314</b>	<b>0.00</b>	<b>\$1,314</b>	<b>0.00</b>
<b>OTHER FUNDS</b>	<b>\$0</b>	<b>0.00</b>	<b>\$0</b>	<b>0.00</b>	<b>\$0</b>	<b>0.00</b>	<b>\$0</b>	<b>0.00</b>



**REPORT 10 - FY 2015 GOVERNOR RECOMMENDS**

**DECISION ITEM DETAIL**

Budget Unit	FY 2013	FY 2013	FY 2014	FY 2014	FY 2015	FY 2015	FY 2015	FY 2015
Decision Item	ACTUAL	ACTUAL	BUDGET	BUDGET	DEPT REQ	DEPT REQ	GOV REC	GOV REC
Budget Object Class	DOLLAR	FTE	DOLLAR	FTE	DOLLAR	FTE	DOLLAR	FTE
<b>ADULT COMMUNITY PRGM SOUTHWEST</b>								
<b>Pay Plan FY14-Cost to Continue - 0000014</b>								
OFFICE SUPPORT ASST (KEYBRD)	0	0.00	0	0.00	0	0.00	750	0.00
STOREKEEPER I	0	0.00	0	0.00	0	0.00	250	0.00
TRAINING TECH I	0	0.00	0	0.00	0	0.00	250	0.00
HEALTH INFORMATION ADMIN I	0	0.00	0	0.00	0	0.00	250	0.00
CUSTODIAL WORKER I	0	0.00	0	0.00	0	0.00	250	0.00
COOK II	0	0.00	0	0.00	0	0.00	500	0.00
COOK III	0	0.00	0	0.00	0	0.00	250	0.00
FOOD SERVICE HELPER I	0	0.00	0	0.00	0	0.00	500	0.00
PSYCHIATRIC TECHNICIAN I	0	0.00	0	0.00	0	0.00	5,250	0.00
PSYCHIATRIC TECHNICIAN II	0	0.00	0	0.00	0	0.00	1,500	0.00
LPN II GEN	0	0.00	0	0.00	0	0.00	500	0.00
HLTH CARE PRACTNR(APRN)(PA)	0	0.00	0	0.00	0	0.00	250	0.00
REGISTERED NURSE SENIOR	0	0.00	0	0.00	0	0.00	1,000	0.00
REGISTERED NURSE SUPERVISOR	0	0.00	0	0.00	0	0.00	750	0.00
ACTIVITY AIDE I	0	0.00	0	0.00	0	0.00	1,000	0.00
RECREATIONAL THER II	0	0.00	0	0.00	0	0.00	250	0.00
QUALITY ASSURANCE SPEC MH	0	0.00	0	0.00	0	0.00	250	0.00
CLINICAL CASEWORK ASST II	0	0.00	0	0.00	0	0.00	250	0.00
CLIN CASEWORK PRACTITIONER II	0	0.00	0	0.00	0	0.00	250	0.00
MENTAL HEALTH MGR B2	0	0.00	0	0.00	0	0.00	250	0.00
PROGRAM SPECIALIST	0	0.00	0	0.00	0	0.00	25	0.00
CLIENT/PATIENT WORKER	0	0.00	0	0.00	0	0.00	250	0.00
OFFICE WORKER MISCELLANEOUS	0	0.00	0	0.00	0	0.00	13	0.00
MISCELLANEOUS PROFESSIONAL	0	0.00	0	0.00	0	0.00	25	0.00
DOMESTIC SERVICE WORKER	0	0.00	0	0.00	0	0.00	113	0.00
STAFF PHYSICIAN SPECIALIST	0	0.00	0	0.00	0	0.00	250	0.00

**REPORT 10 - FY 2015 GOVERNOR RECOMMENDS**

**DECISION ITEM DETAIL**

Budget Unit	FY 2013	FY 2013	FY 2014	FY 2014	FY 2015	FY 2015	FY 2015	FY 2015
Decision Item	ACTUAL	ACTUAL	BUDGET	BUDGET	DEPT REQ	DEPT REQ	GOV REC	GOV REC
Budget Object Class	DOLLAR	FTE	DOLLAR	FTE	DOLLAR	FTE	DOLLAR	FTE
<b>ADULT COMMUNITY PRGM SOUTHWEST</b>								
Pay Plan FY14-Cost to Continue - 0000014								
LABORER	0	0.00	0	0.00	0	0.00	93	0.00
TOTAL - PD	0	0.00	0	0.00	0	0.00	15,269	0.00
<b>GRAND TOTAL</b>	<b>\$0</b>	<b>0.00</b>	<b>\$0</b>	<b>0.00</b>	<b>\$0</b>	<b>0.00</b>	<b>\$15,269</b>	<b>0.00</b>
GENERAL REVENUE	\$0	0.00	\$0	0.00	\$0	0.00	\$14,644	0.00
FEDERAL FUNDS	\$0	0.00	\$0	0.00	\$0	0.00	\$625	0.00
OTHER FUNDS	\$0	0.00	\$0	0.00	\$0	0.00	\$0	0.00

**REPORT 10 - FY 2015 GOVERNOR RECOMMENDS**

**DECISION ITEM DETAIL**

Budget Unit	FY 2013	FY 2013	FY 2014	FY 2014	FY 2015	FY 2015	FY 2015	FY 2015
Decision Item	ACTUAL	ACTUAL	BUDGET	BUDGET	DEPT REQ	DEPT REQ	GOV REC	GOV REC
Budget Object Class	DOLLAR	FTE	DOLLAR	FTE	DOLLAR	FTE	DOLLAR	FTE
<b>FORENSIC SUPPORT SERVS (FSS)</b>								
<b>Pay Plan FY14-Cost to Continue - 0000014</b>								
ADMIN OFFICE SUPPORT ASSISTANT	0	0.00	0	0.00	170	0.00	170	0.00
OFFICE SUPPORT ASST (KEYBRD)	0	0.00	0	0.00	125	0.00	125	0.00
SR OFC SUPPORT ASST (KEYBRD)	0	0.00	0	0.00	375	0.00	375	0.00
PSYCHOLOGIST II	0	0.00	0	0.00	375	0.00	375	0.00
CLINICAL SOCIAL WORK SPEC	0	0.00	0	0.00	2,640	0.00	2,640	0.00
CLIN CASEWORK PRACTITIONER II	0	0.00	0	0.00	1,000	0.00	1,000	0.00
DESIGNATED PRINCIPAL ASST DIV	0	0.00	0	0.00	288	0.00	288	0.00
TYPIST	0	0.00	0	0.00	125	0.00	125	0.00
<b>TOTAL - PS</b>	<b>0</b>	<b>0.00</b>	<b>0</b>	<b>0.00</b>	<b>5,098</b>	<b>0.00</b>	<b>5,098</b>	<b>0.00</b>
<b>GRAND TOTAL</b>	<b>\$0</b>	<b>0.00</b>	<b>\$0</b>	<b>0.00</b>	<b>\$5,098</b>	<b>0.00</b>	<b>\$5,098</b>	<b>0.00</b>
<b>GENERAL REVENUE</b>	<b>\$0</b>	<b>0.00</b>	<b>\$0</b>	<b>0.00</b>	<b>\$5,048</b>	<b>0.00</b>	<b>\$5,048</b>	<b>0.00</b>
<b>FEDERAL FUNDS</b>	<b>\$0</b>	<b>0.00</b>	<b>\$0</b>	<b>0.00</b>	<b>\$50</b>	<b>0.00</b>	<b>\$50</b>	<b>0.00</b>
<b>OTHER FUNDS</b>	<b>\$0</b>	<b>0.00</b>	<b>\$0</b>	<b>0.00</b>	<b>\$0</b>	<b>0.00</b>	<b>\$0</b>	<b>0.00</b>

**REPORT 10 - FY 2015 GOVERNOR RECOMMENDS**

**DECISION ITEM DETAIL**

Budget Unit	FY 2013	FY 2013	FY 2014	FY 2014	FY 2015	FY 2015	FY 2015	FY 2015
Decision Item	ACTUAL	ACTUAL	BUDGET	BUDGET	DEPT REQ	DEPT REQ	GOV REC	GOV REC
Budget Object Class	DOLLAR	FTE	DOLLAR	FTE	DOLLAR	FTE	DOLLAR	FTE
<b>YOUTH COMMUNITY PROGRAM</b>								
<b>Pay Plan FY14-Cost to Continue - 0000014</b>								
PSYCHOLOGIST II	0	0.00	0	0.00	50	0.00	50	0.00
MENTAL HEALTH MGR B2	0	0.00	0	0.00	278	0.00	278	0.00
MENTAL HEALTH MGR B3	0	0.00	0	0.00	251	0.00	251	0.00
DESIGNATED PRINCIPAL ASST DEPT	0	0.00	0	0.00	183	0.00	183	0.00
DESIGNATED PRINCIPAL ASST DIV	0	0.00	0	0.00	128	0.00	128	0.00
SPECIAL ASST OFFICIAL & ADMSTR	0	0.00	0	0.00	685	0.00	685	0.00
<b>TOTAL - PS</b>	<b>0</b>	<b>0.00</b>	<b>0</b>	<b>0.00</b>	<b>1,575</b>	<b>0.00</b>	<b>1,575</b>	<b>0.00</b>
<b>GRAND TOTAL</b>	<b>\$0</b>	<b>0.00</b>	<b>\$0</b>	<b>0.00</b>	<b>\$1,575</b>	<b>0.00</b>	<b>\$1,575</b>	<b>0.00</b>
<b>GENERAL REVENUE</b>	<b>\$0</b>	<b>0.00</b>	<b>\$0</b>	<b>0.00</b>	<b>\$773</b>	<b>0.00</b>	<b>\$773</b>	<b>0.00</b>
<b>FEDERAL FUNDS</b>	<b>\$0</b>	<b>0.00</b>	<b>\$0</b>	<b>0.00</b>	<b>\$802</b>	<b>0.00</b>	<b>\$802</b>	<b>0.00</b>
<b>OTHER FUNDS</b>	<b>\$0</b>	<b>0.00</b>	<b>\$0</b>	<b>0.00</b>	<b>\$0</b>	<b>0.00</b>	<b>\$0</b>	<b>0.00</b>

**REPORT 10 - FY 2015 GOVERNOR RECOMMENDS**

**DECISION ITEM DETAIL**

Budget Unit	FY 2013	FY 2013	FY 2014	FY 2014	FY 2015	FY 2015	FY 2015	FY 2015
Decision Item	ACTUAL	ACTUAL	BUDGET	BUDGET	DEPT REQ	DEPT REQ	GOV REC	GOV REC
Budget Object Class	DOLLAR	FTE	DOLLAR	FTE	DOLLAR	FTE	DOLLAR	FTE
<b>FULTON STATE HOSPITAL</b>								
<b>Pay Plan FY14-Cost to Continue - 0000014</b>								
OFFICE SUPPORT ASST (CLERICAL)	0	0.00	0	0.00	1,250	0.00	1,250	0.00
ADMIN OFFICE SUPPORT ASSISTANT	0	0.00	0	0.00	2,250	0.00	2,250	0.00
SR OFC SUPPORT ASST (STENO)	0	0.00	0	0.00	250	0.00	250	0.00
OFFICE SUPPORT ASST (KEYBRD)	0	0.00	0	0.00	5,875	0.00	5,875	0.00
SR OFC SUPPORT ASST (KEYBRD)	0	0.00	0	0.00	7,000	0.00	7,000	0.00
STOREKEEPER I	0	0.00	0	0.00	2,250	0.00	2,250	0.00
STOREKEEPER II	0	0.00	0	0.00	750	0.00	750	0.00
SUPPLY MANAGER I	0	0.00	0	0.00	500	0.00	500	0.00
ACCOUNT CLERK II	0	0.00	0	0.00	1,750	0.00	1,750	0.00
ACCOUNTANT I	0	0.00	0	0.00	750	0.00	750	0.00
ACCOUNTANT II	0	0.00	0	0.00	250	0.00	250	0.00
PERSONNEL ANAL II	0	0.00	0	0.00	500	0.00	500	0.00
RESEARCH ANAL I	0	0.00	0	0.00	500	0.00	500	0.00
RESEARCH ANAL II	0	0.00	0	0.00	250	0.00	250	0.00
RESEARCH ANAL III	0	0.00	0	0.00	250	0.00	250	0.00
TRAINING TECH II	0	0.00	0	0.00	1,000	0.00	1,000	0.00
TRAINING TECH III	0	0.00	0	0.00	250	0.00	250	0.00
EXECUTIVE I	0	0.00	0	0.00	500	0.00	500	0.00
HOSPITAL MANAGEMENT ASST	0	0.00	0	0.00	250	0.00	250	0.00
MANAGEMENT ANALYSIS SPEC I	0	0.00	0	0.00	250	0.00	250	0.00
HEALTH INFORMATION TECH II	0	0.00	0	0.00	500	0.00	500	0.00
HEALTH INFORMATION ADMIN I	0	0.00	0	0.00	250	0.00	250	0.00
HEALTH INFORMATION ADMIN II	0	0.00	0	0.00	250	0.00	250	0.00
REIMBURSEMENT OFFICER I	0	0.00	0	0.00	500	0.00	500	0.00
PERSONNEL CLERK	0	0.00	0	0.00	250	0.00	250	0.00
SECURITY OFCR I	0	0.00	0	0.00	1,750	0.00	1,750	0.00
SECURITY OFCR III	0	0.00	0	0.00	250	0.00	250	0.00
CUSTODIAL WORKER I	0	0.00	0	0.00	11,000	0.00	11,000	0.00
CUSTODIAL WORKER II	0	0.00	0	0.00	2,000	0.00	2,000	0.00
CUSTODIAL WORK SPV	0	0.00	0	0.00	1,250	0.00	1,250	0.00
HOUSEKEEPER I	0	0.00	0	0.00	250	0.00	250	0.00
HOUSEKEEPER II	0	0.00	0	0.00	250	0.00	250	0.00

1/29/14 14:24

im\_didetail

**REPORT 10 - FY 2015 GOVERNOR RECOMMENDS**

**DECISION ITEM DETAIL**

Budget Unit	FY 2013	FY 2013	FY 2014	FY 2014	FY 2015	FY 2015	FY 2015	FY 2015
Decision Item	ACTUAL	ACTUAL	BUDGET	BUDGET	DEPT REQ	DEPT REQ	GOV REC	GOV REC
Budget Object Class	DOLLAR	FTE	DOLLAR	FTE	DOLLAR	FTE	DOLLAR	FTE
<b>FULTON STATE HOSPITAL</b>								
<b>Pay Plan FY14-Cost to Continue - 0000014</b>								
COOK I	0	0.00	0	0.00	750	0.00	750	0.00
COOK II	0	0.00	0	0.00	2,250	0.00	2,250	0.00
COOK III	0	0.00	0	0.00	750	0.00	750	0.00
FOOD SERVICE MGR I	0	0.00	0	0.00	250	0.00	250	0.00
FOOD SERVICE MGR II	0	0.00	0	0.00	250	0.00	250	0.00
DINING ROOM SPV	0	0.00	0	0.00	750	0.00	750	0.00
FOOD SERVICE HELPER I	0	0.00	0	0.00	7,750	0.00	7,750	0.00
FOOD SERVICE HELPER II	0	0.00	0	0.00	750	0.00	750	0.00
DIETITIAN II	0	0.00	0	0.00	750	0.00	750	0.00
DIETITIAN III	0	0.00	0	0.00	250	0.00	250	0.00
DIETARY SERVICES COOR MH	0	0.00	0	0.00	250	0.00	250	0.00
LIBRARIAN I	0	0.00	0	0.00	250	0.00	250	0.00
LIBRARIAN II	0	0.00	0	0.00	250	0.00	250	0.00
SPECIAL EDUC TEACHER III	0	0.00	0	0.00	1,250	0.00	1,250	0.00
CERT DENTAL ASST	0	0.00	0	0.00	250	0.00	250	0.00
DENTIST III	0	0.00	0	0.00	250	0.00	250	0.00
MEDICAL SPEC I	0	0.00	0	0.00	125	0.00	125	0.00
MEDICAL SPEC II	0	0.00	0	0.00	625	0.00	625	0.00
SECURITY AIDE I PSY	0	0.00	0	0.00	72,408	0.00	72,408	0.00
SECURITY AIDE II PSY	0	0.00	0	0.00	20,500	0.00	20,500	0.00
SECURITY AIDE III PSY	0	0.00	0	0.00	2,250	0.00	2,250	0.00
PSYCHIATRIC TECHNICIAN I	0	0.00	0	0.00	3,958	0.00	3,958	0.00
PSYCHIATRIC TECHNICIAN II	0	0.00	0	0.00	1,293	0.00	1,293	0.00
LPN I GEN	0	0.00	0	0.00	250	0.00	250	0.00
LPN II GEN	0	0.00	0	0.00	7,750	0.00	7,750	0.00
LPN III GEN	0	0.00	0	0.00	250	0.00	250	0.00
REGISTERED NURSE SENIOR	0	0.00	0	0.00	13,500	0.00	13,500	0.00
REGISTERED NURSE - CLIN OPERS	0	0.00	0	0.00	1,000	0.00	1,000	0.00
REGISTERED NURSE SUPERVISOR	0	0.00	0	0.00	2,750	0.00	2,750	0.00
PSYCHOLOGIST I	0	0.00	0	0.00	2,250	0.00	2,250	0.00
PSYCHOLOGIST II	0	0.00	0	0.00	1,000	0.00	1,000	0.00
ACTIVITY AIDE II	0	0.00	0	0.00	2,500	0.00	2,500	0.00

1/29/14 14:24

im\_didetail

**REPORT 10 - FY 2015 GOVERNOR RECOMMENDS**

**DECISION ITEM DETAIL**

Budget Unit	FY 2013	FY 2013	FY 2014	FY 2014	FY 2015	FY 2015	FY 2015	FY 2015
Decision Item	ACTUAL	ACTUAL	BUDGET	BUDGET	DEPT REQ	DEPT REQ	GOV REC	GOV REC
Budget Object Class	DOLLAR	FTE	DOLLAR	FTE	DOLLAR	FTE	DOLLAR	FTE
<b>FULTON STATE HOSPITAL</b>								
<b>Pay Plan FY14-Cost to Continue - 0000014</b>								
OCCUPATIONAL THER II	0	0.00	0	0.00	750	0.00	750	0.00
ACTIVITY THERAPY COOR	0	0.00	0	0.00	250	0.00	250	0.00
WORK THERAPY SPECIALIST II	0	0.00	0	0.00	500	0.00	500	0.00
WORKSHOP SPV II	0	0.00	0	0.00	500	0.00	500	0.00
LICENSED BEHAVIOR ANALYST	0	0.00	0	0.00	250	0.00	250	0.00
MUSIC THER II	0	0.00	0	0.00	750	0.00	750	0.00
MUSIC THER III	0	0.00	0	0.00	250	0.00	250	0.00
RECREATIONAL THER I	0	0.00	0	0.00	250	0.00	250	0.00
RECREATIONAL THER II	0	0.00	0	0.00	2,250	0.00	2,250	0.00
RECREATIONAL THER III	0	0.00	0	0.00	250	0.00	250	0.00
SUBSTANCE ABUSE CNSLR II	0	0.00	0	0.00	438	0.00	438	0.00
BEHAVIORAL TECHNICIAN	0	0.00	0	0.00	2,750	0.00	2,750	0.00
BEHAVIORAL TECHNICIAN SUPV	0	0.00	0	0.00	750	0.00	750	0.00
PROGRAM SPECIALIST II MH	0	0.00	0	0.00	250	0.00	250	0.00
QUALITY ASSURANCE SPEC MH	0	0.00	0	0.00	250	0.00	250	0.00
LICENSED CLINICAL SOCIAL WKR	0	0.00	0	0.00	4,638	0.00	4,638	0.00
CLIN CASEWORK PRACTITIONER I	0	0.00	0	0.00	750	0.00	750	0.00
CLIN CASEWORK PRACTITIONER II	0	0.00	0	0.00	750	0.00	750	0.00
CLINICAL SOCIAL WORK SPV	0	0.00	0	0.00	1,000	0.00	1,000	0.00
INVESTIGATOR I	0	0.00	0	0.00	250	0.00	250	0.00
MAINTENANCE WORKER II	0	0.00	0	0.00	250	0.00	250	0.00
MOTOR VEHICLE DRIVER	0	0.00	0	0.00	3,000	0.00	3,000	0.00
LOCKSMITH	0	0.00	0	0.00	500	0.00	500	0.00
MOTOR VEHICLE MECHANIC	0	0.00	0	0.00	500	0.00	500	0.00
FIRE & SAFETY SPEC	0	0.00	0	0.00	250	0.00	250	0.00
COSMETOLOGIST	0	0.00	0	0.00	500	0.00	500	0.00
FISCAL & ADMINISTRATIVE MGR B1	0	0.00	0	0.00	250	0.00	250	0.00
FISCAL & ADMINISTRATIVE MGR B3	0	0.00	0	0.00	250	0.00	250	0.00
HUMAN RESOURCES MGR B2	0	0.00	0	0.00	250	0.00	250	0.00
NUTRITION/DIETARY SVCS MGR B1	0	0.00	0	0.00	250	0.00	250	0.00
MENTAL HEALTH MGR B1	0	0.00	0	0.00	750	0.00	750	0.00
MENTAL HEALTH MGR B2	0	0.00	0	0.00	1,165	0.00	1,165	0.00

1/29/14 14:24

im\_didetail

**REPORT 10 - FY 2015 GOVERNOR RECOMMENDS**

**DECISION ITEM DETAIL**

Budget Unit	FY 2013	FY 2013	FY 2014	FY 2014	FY 2015	FY 2015	FY 2015	FY 2015
Decision Item	ACTUAL	ACTUAL	BUDGET	BUDGET	DEPT REQ	DEPT REQ	GOV REC	GOV REC
Budget Object Class	DOLLAR	FTE	DOLLAR	FTE	DOLLAR	FTE	DOLLAR	FTE
<b>FULTON STATE HOSPITAL</b>								
<b>Pay Plan FY14-Cost to Continue - 0000014</b>								
MENTAL HEALTH MGR B3	0	0.00	0	0.00	250	0.00	250	0.00
REGISTERED NURSE MANAGER B2	0	0.00	0	0.00	500	0.00	500	0.00
REGISTERED NURSE MANAGER B3	0	0.00	0	0.00	250	0.00	250	0.00
INSTITUTION SUPERINTENDENT	0	0.00	0	0.00	250	0.00	250	0.00
PASTORAL COUNSELOR	0	0.00	0	0.00	500	0.00	500	0.00
STUDENT INTERN	0	0.00	0	0.00	250	0.00	250	0.00
STUDENT WORKER	0	0.00	0	0.00	250	0.00	250	0.00
CLERK	0	0.00	0	0.00	125	0.00	125	0.00
TYPIST	0	0.00	0	0.00	188	0.00	188	0.00
MISCELLANEOUS PROFESSIONAL	0	0.00	0	0.00	850	0.00	850	0.00
MEDICAL EXTERN	0	0.00	0	0.00	125	0.00	125	0.00
STAFF PHYSICIAN SPECIALIST	0	0.00	0	0.00	2,875	0.00	2,875	0.00
CONSULTING PHYSICIAN	0	0.00	0	0.00	175	0.00	175	0.00
SPECIAL ASST OFFICIAL & ADMSTR	0	0.00	0	0.00	250	0.00	250	0.00
SPECIAL ASST PROFESSIONAL	0	0.00	0	0.00	500	0.00	500	0.00
SPECIAL ASST OFFICE & CLERICAL	0	0.00	0	0.00	500	0.00	500	0.00
THERAPY AIDE	0	0.00	0	0.00	85	0.00	85	0.00
PODIATRIST	0	0.00	0	0.00	13	0.00	13	0.00
MAINTENANCE WORKER	0	0.00	0	0.00	63	0.00	63	0.00
<b>TOTAL - PS</b>	<b>0</b>	<b>0.00</b>	<b>0</b>	<b>0.00</b>	<b>228,274</b>	<b>0.00</b>	<b>228,274</b>	<b>0.00</b>
<b>GRAND TOTAL</b>	<b>\$0</b>	<b>0.00</b>	<b>\$0</b>	<b>0.00</b>	<b>\$228,274</b>	<b>0.00</b>	<b>\$228,274</b>	<b>0.00</b>
<b>GENERAL REVENUE</b>	<b>\$0</b>	<b>0.00</b>	<b>\$0</b>	<b>0.00</b>	<b>\$223,004</b>	<b>0.00</b>	<b>\$223,004</b>	<b>0.00</b>
<b>FEDERAL FUNDS</b>	<b>\$0</b>	<b>0.00</b>	<b>\$0</b>	<b>0.00</b>	<b>\$5,270</b>	<b>0.00</b>	<b>\$5,270</b>	<b>0.00</b>
<b>OTHER FUNDS</b>	<b>\$0</b>	<b>0.00</b>	<b>\$0</b>	<b>0.00</b>	<b>\$0</b>	<b>0.00</b>	<b>\$0</b>	<b>0.00</b>

1/29/14 14:24

im\_didetail



**REPORT 10 - FY 2015 GOVERNOR RECOMMENDS**

**DECISION ITEM DETAIL**

Budget Unit	FY 2013	FY 2013	FY 2014	FY 2014	FY 2015	FY 2015	FY 2015	FY 2015
Decision Item	ACTUAL	ACTUAL	BUDGET	BUDGET	DEPT REQ	DEPT REQ	GOV REC	GOV REC
Budget Object Class	DOLLAR	FTE	DOLLAR	FTE	DOLLAR	FTE	DOLLAR	FTE
<b>FULTON-SORTS</b>								
<b>Pay Plan FY14-Cost to Continue - 0000014</b>								
OFFICE SUPPORT ASST (KEYBRD)	0	0.00	0	0.00	698	0.00	698	0.00
SR OFC SUPPORT ASST (KEYBRD)	0	0.00	0	0.00	250	0.00	250	0.00
STORES CLERK	0	0.00	0	0.00	198	0.00	198	0.00
CUSTODIAL WORKER I	0	0.00	0	0.00	698	0.00	698	0.00
FOOD SERVICE HELPER I	0	0.00	0	0.00	698	0.00	698	0.00
PSYCHIATRIST I	0	0.00	0	0.00	100	0.00	100	0.00
MEDICAL SPEC I	0	0.00	0	0.00	50	0.00	50	0.00
SECURITY AIDE I PSY	0	0.00	0	0.00	17,240	0.00	17,240	0.00
SECURITY AIDE II PSY	0	0.00	0	0.00	3,490	0.00	3,490	0.00
LPN II GEN	0	0.00	0	0.00	2,095	0.00	2,095	0.00
REGISTERED NURSE SENIOR	0	0.00	0	0.00	4,188	0.00	4,188	0.00
REGISTERED NURSE SUPERVISOR	0	0.00	0	0.00	405	0.00	405	0.00
PSYCHOLOGIST I	0	0.00	0	0.00	948	0.00	948	0.00
PSYCHOLOGIST II	0	0.00	0	0.00	448	0.00	448	0.00
ACTIVITY AIDE II	0	0.00	0	0.00	948	0.00	948	0.00
MUSIC THER II	0	0.00	0	0.00	155	0.00	155	0.00
RECREATIONAL THER I	0	0.00	0	0.00	293	0.00	293	0.00
SUBSTANCE ABUSE CNSLR II	0	0.00	0	0.00	63	0.00	63	0.00
LICENSED CLINICAL SOCIAL WKR	0	0.00	0	0.00	883	0.00	883	0.00
CLIN CASEWORK PRACTITIONER I	0	0.00	0	0.00	250	0.00	250	0.00
CLINICAL SOCIAL WORK SPV	0	0.00	0	0.00	250	0.00	250	0.00
MENTAL HEALTH MGR B1	0	0.00	0	0.00	250	0.00	250	0.00
CLIENT/PATIENT WORKER	0	0.00	0	0.00	350	0.00	350	0.00
STAFF PHYSICIAN	0	0.00	0	0.00	75	0.00	75	0.00
STAFF PHYSICIAN SPECIALIST	0	0.00	0	0.00	250	0.00	250	0.00
<b>TOTAL - PS</b>	<b>0</b>	<b>0.00</b>	<b>0</b>	<b>0.00</b>	<b>35,273</b>	<b>0.00</b>	<b>35,273</b>	<b>0.00</b>
<b>GRAND TOTAL</b>	<b>\$0</b>	<b>0.00</b>	<b>\$0</b>	<b>0.00</b>	<b>\$35,273</b>	<b>0.00</b>	<b>\$35,273</b>	<b>0.00</b>
<b>GENERAL REVENUE</b>	<b>\$0</b>	<b>0.00</b>	<b>\$0</b>	<b>0.00</b>	<b>\$35,273</b>	<b>0.00</b>	<b>\$35,273</b>	<b>0.00</b>
<b>FEDERAL FUNDS</b>	<b>\$0</b>	<b>0.00</b>	<b>\$0</b>	<b>0.00</b>	<b>\$0</b>	<b>0.00</b>	<b>\$0</b>	<b>0.00</b>
<b>OTHER FUNDS</b>	<b>\$0</b>	<b>0.00</b>	<b>\$0</b>	<b>0.00</b>	<b>\$0</b>	<b>0.00</b>	<b>\$0</b>	<b>0.00</b>

1/29/14 14:24

im\_didetail

**REPORT 10 - FY 2015 GOVERNOR RECOMMENDS**

**DECISION ITEM DETAIL**

Budget Unit	FY 2013	FY 2013	FY 2014	FY 2014	FY 2015	FY 2015	FY 2015	FY 2015
Decision Item	ACTUAL	ACTUAL	BUDGET	BUDGET	DEPT REQ	DEPT REQ	GOV REC	GOV REC
Budget Object Class	DOLLAR	FTE	DOLLAR	FTE	DOLLAR	FTE	DOLLAR	FTE
<b>NORTHWEST MO PSY REHAB CENTER</b>								
<b>Pay Plan FY14-Cost to Continue - 0000014</b>								
OFFICE SUPPORT ASST (CLERICAL)	0	0.00	0	0.00	1,250	0.00	1,250	0.00
ADMIN OFFICE SUPPORT ASSISTANT	0	0.00	0	0.00	500	0.00	500	0.00
OFFICE SUPPORT ASST (KEYBRD)	0	0.00	0	0.00	1,500	0.00	1,500	0.00
SR OFC SUPPORT ASST (KEYBRD)	0	0.00	0	0.00	1,500	0.00	1,500	0.00
STOREKEEPER I	0	0.00	0	0.00	250	0.00	250	0.00
STOREKEEPER II	0	0.00	0	0.00	250	0.00	250	0.00
SUPPLY MANAGER II	0	0.00	0	0.00	250	0.00	250	0.00
ACCOUNT CLERK II	0	0.00	0	0.00	623	0.00	623	0.00
ACCOUNTANT I	0	0.00	0	0.00	750	0.00	750	0.00
ACCOUNTANT II	0	0.00	0	0.00	250	0.00	250	0.00
PERSONNEL OFCR I	0	0.00	0	0.00	250	0.00	250	0.00
RESEARCH ANAL I	0	0.00	0	0.00	250	0.00	250	0.00
EXECUTIVE I	0	0.00	0	0.00	250	0.00	250	0.00
HEALTH INFORMATION TECH I	0	0.00	0	0.00	750	0.00	750	0.00
HEALTH INFORMATION ADMIN II	0	0.00	0	0.00	250	0.00	250	0.00
REIMBURSEMENT OFFICER I	0	0.00	0	0.00	250	0.00	250	0.00
REIMBURSEMENT OFFICER II	0	0.00	0	0.00	250	0.00	250	0.00
PERSONNEL CLERK	0	0.00	0	0.00	250	0.00	250	0.00
SECURITY OFCR I	0	0.00	0	0.00	2,750	0.00	2,750	0.00
SECURITY OFCR II	0	0.00	0	0.00	750	0.00	750	0.00
CH SECURITY OFCR	0	0.00	0	0.00	250	0.00	250	0.00
CUSTODIAL WORKER I	0	0.00	0	0.00	1,250	0.00	1,250	0.00
CUSTODIAL WORK SPV	0	0.00	0	0.00	250	0.00	250	0.00
LAUNDRY WORKER II	0	0.00	0	0.00	500	0.00	500	0.00
COOK I	0	0.00	0	0.00	750	0.00	750	0.00
COOK II	0	0.00	0	0.00	750	0.00	750	0.00
COOK III	0	0.00	0	0.00	250	0.00	250	0.00
FOOD SERVICE HELPER I	0	0.00	0	0.00	800	0.00	800	0.00
FOOD SERVICE HELPER II	0	0.00	0	0.00	250	0.00	250	0.00
DIETITIAN III	0	0.00	0	0.00	250	0.00	250	0.00
VOCATIONAL TEACHER III	0	0.00	0	0.00	250	0.00	250	0.00
PSYCHIATRIC TECHNICIAN I	0	0.00	0	0.00	20,555	0.00	20,555	0.00

1/29/14 14:24

im\_didetail

**REPORT 10 - FY 2015 GOVERNOR RECOMMENDS**

**DECISION ITEM DETAIL**

Budget Unit	FY 2013	FY 2013	FY 2014	FY 2014	FY 2015	FY 2015	FY 2015	FY 2015
Decision Item	ACTUAL	ACTUAL	BUDGET	BUDGET	DEPT REQ	DEPT REQ	GOV REC	GOV REC
Budget Object Class	DOLLAR	FTE	DOLLAR	FTE	DOLLAR	FTE	DOLLAR	FTE
<b>NORTHWEST MO PSY REHAB CENTER</b>								
<b>Pay Plan FY14-Cost to Continue - 0000014</b>								
PSYCHIATRIC TECHNICIAN II	0	0.00	0	0.00	4,250	0.00	4,250	0.00
LPN II GEN	0	0.00	0	0.00	4,500	0.00	4,500	0.00
REGISTERED NURSE	0	0.00	0	0.00	3,750	0.00	3,750	0.00
REGISTERED NURSE SENIOR	0	0.00	0	0.00	4,250	0.00	4,250	0.00
REGISTERED NURSE - CLIN OPERS	0	0.00	0	0.00	500	0.00	500	0.00
REGISTERED NURSE SUPERVISOR	0	0.00	0	0.00	1,500	0.00	1,500	0.00
PSYCHOLOGIST I	0	0.00	0	0.00	750	0.00	750	0.00
PSYCHOLOGIST II	0	0.00	0	0.00	250	0.00	250	0.00
ACTIVITY AIDE I	0	0.00	0	0.00	750	0.00	750	0.00
ACTIVITY AIDE II	0	0.00	0	0.00	250	0.00	250	0.00
ACTIVITY AIDE III	0	0.00	0	0.00	500	0.00	500	0.00
ACTIVITY THERAPY COOR	0	0.00	0	0.00	250	0.00	250	0.00
WORK THERAPY SPECIALIST I	0	0.00	0	0.00	750	0.00	750	0.00
RECREATIONAL THER I	0	0.00	0	0.00	1,250	0.00	1,250	0.00
RECREATIONAL THER II	0	0.00	0	0.00	500	0.00	500	0.00
RECREATIONAL THER III	0	0.00	0	0.00	250	0.00	250	0.00
SUBSTANCE ABUSE CNSLR II	0	0.00	0	0.00	250	0.00	250	0.00
UNIT PROGRAM SPV MH	0	0.00	0	0.00	750	0.00	750	0.00
STAFF DEVELOPMENT OFCR MH	0	0.00	0	0.00	250	0.00	250	0.00
QUALITY ASSURANCE SPEC MH	0	0.00	0	0.00	250	0.00	250	0.00
LICENSED CLINICAL SOCIAL WKR	0	0.00	0	0.00	2,500	0.00	2,500	0.00
CLIN CASEWORK PRACTITIONER II	0	0.00	0	0.00	250	0.00	250	0.00
LABORER I	0	0.00	0	0.00	250	0.00	250	0.00
MOTOR VEHICLE DRIVER	0	0.00	0	0.00	500	0.00	500	0.00
COSMETOLOGIST	0	0.00	0	0.00	150	0.00	150	0.00
FISCAL & ADMINISTRATIVE MGR B1	0	0.00	0	0.00	125	0.00	125	0.00
FISCAL & ADMINISTRATIVE MGR B3	0	0.00	0	0.00	125	0.00	125	0.00
HUMAN RESOURCES MGR B2	0	0.00	0	0.00	125	0.00	125	0.00
NUTRITION/DIETARY SVCS MGR B1	0	0.00	0	0.00	250	0.00	250	0.00
MENTAL HEALTH MGR B1	0	0.00	0	0.00	500	0.00	500	0.00
MENTAL HEALTH MGR B2	0	0.00	0	0.00	625	0.00	625	0.00
REGISTERED NURSE MANAGER B2	0	0.00	0	0.00	250	0.00	250	0.00

1/29/14 14:24

im\_didetail

**REPORT 10 - FY 2015 GOVERNOR RECOMMENDS**

**DECISION ITEM DETAIL**

Budget Unit	FY 2013	FY 2013	FY 2014	FY 2014	FY 2015	FY 2015	FY 2015	FY 2015
Decision Item	ACTUAL	ACTUAL	BUDGET	BUDGET	DEPT REQ	DEPT REQ	GOV REC	GOV REC
Budget Object Class	DOLLAR	FTE	DOLLAR	FTE	DOLLAR	FTE	DOLLAR	FTE
<b>NORTHWEST MO PSY REHAB CENTER</b>								
<b>Pay Plan FY14-Cost to Continue - 0000014</b>								
REGISTERED NURSE MANAGER B3	0	0.00	0	0.00	250	0.00	250	0.00
INSTITUTION SUPERINTENDENT	0	0.00	0	0.00	250	0.00	250	0.00
PASTORAL COUNSELOR	0	0.00	0	0.00	450	0.00	450	0.00
STAFF PHYSICIAN	0	0.00	0	0.00	125	0.00	125	0.00
STAFF PHYSICIAN SPECIALIST	0	0.00	0	0.00	1,000	0.00	1,000	0.00
SPECIAL ASST OFFICIAL & ADMSTR	0	0.00	0	0.00	125	0.00	125	0.00
SPECIAL ASST OFFICE & CLERICAL	0	0.00	0	0.00	250	0.00	250	0.00
THERAPY CONSULTANT	0	0.00	0	0.00	50	0.00	50	0.00
<b>TOTAL - PS</b>	<b>0</b>	<b>0.00</b>	<b>0</b>	<b>0.00</b>	<b>73,128</b>	<b>0.00</b>	<b>73,128</b>	<b>0.00</b>
<b>GRAND TOTAL</b>	<b>\$0</b>	<b>0.00</b>	<b>\$0</b>	<b>0.00</b>	<b>\$73,128</b>	<b>0.00</b>	<b>\$73,128</b>	<b>0.00</b>
<b>GENERAL REVENUE</b>	<b>\$0</b>	<b>0.00</b>	<b>\$0</b>	<b>0.00</b>	<b>\$69,878</b>	<b>0.00</b>	<b>\$69,878</b>	<b>0.00</b>
<b>FEDERAL FUNDS</b>	<b>\$0</b>	<b>0.00</b>	<b>\$0</b>	<b>0.00</b>	<b>\$3,250</b>	<b>0.00</b>	<b>\$3,250</b>	<b>0.00</b>
<b>OTHER FUNDS</b>	<b>\$0</b>	<b>0.00</b>	<b>\$0</b>	<b>0.00</b>	<b>\$0</b>	<b>0.00</b>	<b>\$0</b>	<b>0.00</b>

**REPORT 10 - FY 2015 GOVERNOR RECOMMENDS**

**DECISION ITEM DETAIL**

Budget Unit	FY 2013	FY 2013	FY 2014	FY 2014	FY 2015	FY 2015	FY 2015	FY 2015
Decision Item	ACTUAL	ACTUAL	BUDGET	BUDGET	DEPT REQ	DEPT REQ	GOV REC	GOV REC
Budget Object Class	DOLLAR	FTE	DOLLAR	FTE	DOLLAR	FTE	DOLLAR	FTE
<b>ST LOUIS PSYCHIATRIC REHAB CT</b>								
<b>Pay Plan FY14-Cost to Continue - 0000014</b>								
SR OFC SUPPORT ASST (CLERICAL)	0	0.00	0	0.00	500	0.00	500	0.00
ADMIN OFFICE SUPPORT ASSISTANT	0	0.00	0	0.00	250	0.00	250	0.00
SR OFC SUPPORT ASST (STENO)	0	0.00	0	0.00	500	0.00	500	0.00
OFFICE SUPPORT ASST (KEYBRD)	0	0.00	0	0.00	4,250	0.00	4,250	0.00
SR OFC SUPPORT ASST (KEYBRD)	0	0.00	0	0.00	2,750	0.00	2,750	0.00
PRINTING/MAIL TECHNICIAN II	0	0.00	0	0.00	250	0.00	250	0.00
STORES CLERK	0	0.00	0	0.00	250	0.00	250	0.00
STOREKEEPER I	0	0.00	0	0.00	750	0.00	750	0.00
STOREKEEPER II	0	0.00	0	0.00	250	0.00	250	0.00
SUPPLY MANAGER I	0	0.00	0	0.00	250	0.00	250	0.00
ACCOUNT CLERK II	0	0.00	0	0.00	2,750	0.00	2,750	0.00
ACCOUNTANT I	0	0.00	0	0.00	750	0.00	750	0.00
ACCOUNTANT II	0	0.00	0	0.00	250	0.00	250	0.00
HUMAN RELATIONS OFCR II	0	0.00	0	0.00	250	0.00	250	0.00
PERSONNEL ANAL II	0	0.00	0	0.00	250	0.00	250	0.00
RESEARCH ANAL II	0	0.00	0	0.00	250	0.00	250	0.00
TRAINING TECH II	0	0.00	0	0.00	500	0.00	500	0.00
EXECUTIVE I	0	0.00	0	0.00	250	0.00	250	0.00
SPV OF VOLUNTEER SERVICES	0	0.00	0	0.00	188	0.00	188	0.00
HEALTH INFORMATION ADMIN I	0	0.00	0	0.00	250	0.00	250	0.00
HEALTH INFORMATION ADMIN II	0	0.00	0	0.00	250	0.00	250	0.00
REIMBURSEMENT OFFICER I	0	0.00	0	0.00	500	0.00	500	0.00
REIMBURSEMENT OFFICER III	0	0.00	0	0.00	250	0.00	250	0.00
PERSONNEL CLERK	0	0.00	0	0.00	250	0.00	250	0.00
SECURITY OFCR I	0	0.00	0	0.00	4,000	0.00	4,000	0.00
SECURITY OFCR II	0	0.00	0	0.00	750	0.00	750	0.00
CH SECURITY OFCR	0	0.00	0	0.00	250	0.00	250	0.00
CUSTODIAL WORKER I	0	0.00	0	0.00	5,500	0.00	5,500	0.00
CUSTODIAL WORK SPV	0	0.00	0	0.00	750	0.00	750	0.00
HOUSEKEEPER II	0	0.00	0	0.00	250	0.00	250	0.00
COOK I	0	0.00	0	0.00	500	0.00	500	0.00
COOK II	0	0.00	0	0.00	750	0.00	750	0.00

1/29/14 14:24

im\_didetail

**REPORT 10 - FY 2015 GOVERNOR RECOMMENDS**

**DECISION ITEM DETAIL**

Budget Unit	FY 2013	FY 2013	FY 2014	FY 2014	FY 2015	FY 2015	FY 2015	FY 2015
Decision Item	ACTUAL	ACTUAL	BUDGET	BUDGET	DEPT REQ	DEPT REQ	GOV REC	GOV REC
Budget Object Class	DOLLAR	FTE	DOLLAR	FTE	DOLLAR	FTE	DOLLAR	FTE
<b>ST LOUIS PSYCHIATRIC REHAB CT</b>								
<b>Pay Plan FY14-Cost to Continue - 0000014</b>								
COOK III	0	0.00	0	0.00	250	0.00	250	0.00
FOOD SERVICE MGR I	0	0.00	0	0.00	250	0.00	250	0.00
DINING ROOM SPV	0	0.00	0	0.00	250	0.00	250	0.00
FOOD SERVICE HELPER I	0	0.00	0	0.00	3,375	0.00	3,375	0.00
FOOD SERVICE HELPER II	0	0.00	0	0.00	501	0.00	501	0.00
DIETITIAN II	0	0.00	0	0.00	375	0.00	375	0.00
DIETITIAN III	0	0.00	0	0.00	250	0.00	250	0.00
LIBRARIAN I	0	0.00	0	0.00	250	0.00	250	0.00
SPECIAL EDUC TEACHER I	0	0.00	0	0.00	250	0.00	250	0.00
DENTAL HYGIENIST	0	0.00	0	0.00	250	0.00	250	0.00
DENTIST III	0	0.00	0	0.00	250	0.00	250	0.00
MEDICAL SPEC II	0	0.00	0	0.00	250	0.00	250	0.00
PSYCHIATRIC TECHNICIAN I	0	0.00	0	0.00	38,676	0.00	38,676	0.00
PSYCHIATRIC TECHNICIAN II	0	0.00	0	0.00	5,500	0.00	5,500	0.00
LPN II GEN	0	0.00	0	0.00	4,250	0.00	4,250	0.00
REGISTERED NURSE SENIOR	0	0.00	0	0.00	9,250	0.00	9,250	0.00
REGISTERED NURSE - CLIN OPERS	0	0.00	0	0.00	500	0.00	500	0.00
REGISTERED NURSE SUPERVISOR	0	0.00	0	0.00	2,000	0.00	2,000	0.00
PSYCHOLOGIST I	0	0.00	0	0.00	1,650	0.00	1,650	0.00
VOCATIONAL REHAB SPEC II	0	0.00	0	0.00	500	0.00	500	0.00
ACTIVITY AIDE II	0	0.00	0	0.00	250	0.00	250	0.00
ACTIVITY AIDE III	0	0.00	0	0.00	250	0.00	250	0.00
WORK THERAPY SPECIALIST II	0	0.00	0	0.00	250	0.00	250	0.00
WORKSHOP SPV I	0	0.00	0	0.00	750	0.00	750	0.00
WORKSHOP SPV II	0	0.00	0	0.00	250	0.00	250	0.00
LICENSED PROFESSIONAL CNSLR I	0	0.00	0	0.00	500	0.00	500	0.00
WORKSHOP PROGRAM COOR	0	0.00	0	0.00	250	0.00	250	0.00
RECREATIONAL THER I	0	0.00	0	0.00	1,500	0.00	1,500	0.00
RECREATIONAL THER II	0	0.00	0	0.00	500	0.00	500	0.00
BEHAVIORAL TECHNICIAN	0	0.00	0	0.00	1,000	0.00	1,000	0.00
BEHAVIORAL TECHNICIAN SUPV	0	0.00	0	0.00	250	0.00	250	0.00
PROGRAM SPECIALIST II MH	0	0.00	0	0.00	750	0.00	750	0.00

1/29/14 14:24

lm\_didetail

**REPORT 10 - FY 2015 GOVERNOR RECOMMENDS**

**DECISION ITEM DETAIL**

Budget Unit	FY 2013	FY 2013	FY 2014	FY 2014	FY 2015	FY 2015	FY 2015	FY 2015
Decision Item	ACTUAL	ACTUAL	BUDGET	BUDGET	DEPT REQ	DEPT REQ	GOV REC	GOV REC
Budget Object Class	DOLLAR	FTE	DOLLAR	FTE	DOLLAR	FTE	DOLLAR	FTE
<b>ST LOUIS PSYCHIATRIC REHAB CT</b>								
<b>Pay Plan FY14-Cost to Continue - 0000014</b>								
QUALITY ASSURANCE SPEC MH	0	0.00	0	0.00	250	0.00	250	0.00
LICENSED CLINICAL SOCIAL WKR	0	0.00	0	0.00	3,500	0.00	3,500	0.00
CLIN CASEWORK PRACTITIONER II	0	0.00	0	0.00	500	0.00	500	0.00
CLINICAL SOCIAL WORK SPV	0	0.00	0	0.00	250	0.00	250	0.00
INVESTIGATOR II	0	0.00	0	0.00	250	0.00	250	0.00
LABORER II	0	0.00	0	0.00	250	0.00	250	0.00
MOTOR VEHICLE DRIVER	0	0.00	0	0.00	750	0.00	750	0.00
LOCKSMITH	0	0.00	0	0.00	250	0.00	250	0.00
COSMETOLOGIST	0	0.00	0	0.00	250	0.00	250	0.00
FISCAL & ADMINISTRATIVE MGR B3	0	0.00	0	0.00	125	0.00	125	0.00
HUMAN RESOURCES MGR B2	0	0.00	0	0.00	125	0.00	125	0.00
NUTRITION/DIETARY SVCS MGR B1	0	0.00	0	0.00	250	0.00	250	0.00
MENTAL HEALTH MGR B1	0	0.00	0	0.00	1,000	0.00	1,000	0.00
MENTAL HEALTH MGR B2	0	0.00	0	0.00	1,125	0.00	1,125	0.00
MENTAL HEALTH MGR B3	0	0.00	0	0.00	250	0.00	250	0.00
REGISTERED NURSE MANAGER B3	0	0.00	0	0.00	250	0.00	250	0.00
INSTITUTION SUPERINTENDENT	0	0.00	0	0.00	250	0.00	250	0.00
PASTORAL COUNSELOR	0	0.00	0	0.00	250	0.00	250	0.00
CLERK	0	0.00	0	0.00	248	0.00	248	0.00
MISCELLANEOUS TECHNICAL	0	0.00	0	0.00	25	0.00	25	0.00
MISCELLANEOUS PROFESSIONAL	0	0.00	0	0.00	250	0.00	250	0.00
STAFF PHYSICIAN SPECIALIST	0	0.00	0	0.00	1,250	0.00	1,250	0.00
MEDICAL ADMINISTRATOR	0	0.00	0	0.00	250	0.00	250	0.00
SPECIAL ASST OFFICIAL & ADMSTR	0	0.00	0	0.00	125	0.00	125	0.00
SPECIAL ASST PROFESSIONAL	0	0.00	0	0.00	500	0.00	500	0.00
SPECIAL ASST OFFICE & CLERICAL	0	0.00	0	0.00	250	0.00	250	0.00
<b>TOTAL - PS</b>	<b>0</b>	<b>0.00</b>	<b>0</b>	<b>0.00</b>	<b>117,788</b>	<b>0.00</b>	<b>117,788</b>	<b>0.00</b>
<b>GRAND TOTAL</b>	<b>\$0</b>	<b>0.00</b>	<b>\$0</b>	<b>0.00</b>	<b>\$117,788</b>	<b>0.00</b>	<b>\$117,788</b>	<b>0.00</b>
<b>GENERAL REVENUE</b>	<b>\$0</b>	<b>0.00</b>	<b>\$0</b>	<b>0.00</b>	<b>\$116,287</b>	<b>0.00</b>	<b>\$116,287</b>	<b>0.00</b>
<b>FEDERAL FUNDS</b>	<b>\$0</b>	<b>0.00</b>	<b>\$0</b>	<b>0.00</b>	<b>\$1,501</b>	<b>0.00</b>	<b>\$1,501</b>	<b>0.00</b>
<b>OTHER FUNDS</b>	<b>\$0</b>	<b>0.00</b>	<b>\$0</b>	<b>0.00</b>	<b>\$0</b>	<b>0.00</b>	<b>\$0</b>	<b>0.00</b>

1/29/14 14:24

im\_didetail

**REPORT 10 - FY 2015 GOVERNOR RECOMMENDS**

**DECISION ITEM DETAIL**

Budget Unit	FY 2013	FY 2013	FY 2014	FY 2014	FY 2015	FY 2015	FY 2015	FY 2015
Decision Item	ACTUAL	ACTUAL	BUDGET	BUDGET	DEPT REQ	DEPT REQ	GOV REC	GOV REC
Budget Object Class	DOLLAR	FTE	DOLLAR	FTE	DOLLAR	FTE	DOLLAR	FTE
<b>SOUTHWEST MO PSY REHAB CENTER</b>								
<b>Pay Plan FY14-Cost to Continue - 0000014</b>								
ADMIN OFFICE SUPPORT ASSISTANT	0	0.00	0	0.00	250	0.00	0	0.00
SR OFC SUPPORT ASST (STENO)	0	0.00	0	0.00	500	0.00	0	0.00
OFFICE SUPPORT ASST (KEYBRD)	0	0.00	0	0.00	750	0.00	0	0.00
STOREKEEPER I	0	0.00	0	0.00	250	0.00	0	0.00
ACCOUNT CLERK II	0	0.00	0	0.00	750	0.00	0	0.00
ACCOUNTANT II	0	0.00	0	0.00	250	0.00	0	0.00
PERSONNEL OFCR I	0	0.00	0	0.00	250	0.00	0	0.00
TRAINING TECH I	0	0.00	0	0.00	250	0.00	0	0.00
HEALTH INFORMATION ADMIN I	0	0.00	0	0.00	250	0.00	0	0.00
REIMBURSEMENT OFFICER I	0	0.00	0	0.00	250	0.00	0	0.00
CUSTODIAL WORKER I	0	0.00	0	0.00	250	0.00	0	0.00
COOK II	0	0.00	0	0.00	500	0.00	0	0.00
COOK III	0	0.00	0	0.00	250	0.00	0	0.00
FOOD SERVICE HELPER I	0	0.00	0	0.00	500	0.00	0	0.00
PSYCHIATRIC TECHNICIAN I	0	0.00	0	0.00	5,250	0.00	0	0.00
PSYCHIATRIC TECHNICIAN II	0	0.00	0	0.00	1,500	0.00	0	0.00
LPN II GEN	0	0.00	0	0.00	500	0.00	0	0.00
HLTH CARE PRACTNR(APRN)(PA)	0	0.00	0	0.00	250	0.00	0	0.00
REGISTERED NURSE SENIOR	0	0.00	0	0.00	1,000	0.00	0	0.00
REGISTERED NURSE SUPERVISOR	0	0.00	0	0.00	750	0.00	0	0.00
ACTIVITY AIDE I	0	0.00	0	0.00	1,000	0.00	0	0.00
RECREATIONAL THER II	0	0.00	0	0.00	250	0.00	0	0.00
QUALITY ASSURANCE SPEC MH	0	0.00	0	0.00	500	0.00	0	0.00
CLINICAL CASEWORK ASST II	0	0.00	0	0.00	250	0.00	0	0.00
LICENSED CLINICAL SOCIAL WKR	0	0.00	0	0.00	250	0.00	0	0.00
CLIN CASEWORK PRACTITIONER II	0	0.00	0	0.00	250	0.00	0	0.00
MENTAL HEALTH MGR B2	0	0.00	0	0.00	250	0.00	0	0.00
PROGRAM SPECIALIST	0	0.00	0	0.00	25	0.00	0	0.00
CLIENT/PATIENT WORKER	0	0.00	0	0.00	250	0.00	0	0.00
OFFICE WORKER MISCELLANEOUS	0	0.00	0	0.00	13	0.00	0	0.00
MISCELLANEOUS PROFESSIONAL	0	0.00	0	0.00	25	0.00	0	0.00
DOMESTIC SERVICE WORKER	0	0.00	0	0.00	113	0.00	0	0.00

1/29/14 14:24

im\_didetail



**REPORT 10 - FY 2015 GOVERNOR RECOMMENDS**

**DECISION ITEM DETAIL**

Budget Unit	FY 2013	FY 2013	FY 2014	FY 2014	FY 2015	FY 2015	FY 2015	FY 2015
Decision Item	ACTUAL	ACTUAL	BUDGET	BUDGET	DEPT REQ	DEPT REQ	GOV REC	GOV REC
Budget Object Class	DOLLAR	FTE	DOLLAR	FTE	DOLLAR	FTE	DOLLAR	FTE
<b>SOUTHWEST MO PSY REHAB CENTER</b>								
<b>Pay Plan FY14-Cost to Continue - 0000014</b>								
STAFF PHYSICIAN SPECIALIST	0	0.00	0	0.00	250	0.00	0	0.00
LABORER	0	0.00	0	0.00	93	0.00	0	0.00
TOTAL - PS	0	0.00	0	0.00	18,019	0.00	0	0.00
<b>GRAND TOTAL</b>	<b>\$0</b>	<b>0.00</b>	<b>\$0</b>	<b>0.00</b>	<b>\$18,019</b>	<b>0.00</b>	<b>\$0</b>	<b>0.00</b>
GENERAL REVENUE	\$0	0.00	\$0	0.00	\$17,394	0.00		0.00
FEDERAL FUNDS	\$0	0.00	\$0	0.00	\$625	0.00		0.00
OTHER FUNDS	\$0	0.00	\$0	0.00	\$0	0.00		0.00

**REPORT 10 - FY 2015 GOVERNOR RECOMMENDS**

**DECISION ITEM DETAIL**

Budget Unit	FY 2013	FY 2013	FY 2014	FY 2014	FY 2015	FY 2015	FY 2015	FY 2015
Decision Item	ACTUAL	ACTUAL	BUDGET	BUDGET	DEPT REQ	DEPT REQ	GOV REC	GOV REC
Budget Object Class	DOLLAR	FTE	DOLLAR	FTE	DOLLAR	FTE	DOLLAR	FTE
<b>METRO ST LOUIS PSYCH CENTER</b>								
<b>Pay Plan FY14-Cost to Continue - 0000014</b>								
ADMIN OFFICE SUPPORT ASSISTANT	0	0.00	0	0.00	250	0.00	250	0.00
SR OFC SUPPORT ASST (STENO)	0	0.00	0	0.00	750	0.00	750	0.00
OFFICE SUPPORT ASST (KEYBRD)	0	0.00	0	0.00	1,500	0.00	1,500	0.00
SR OFC SUPPORT ASST (KEYBRD)	0	0.00	0	0.00	2,000	0.00	2,000	0.00
PRINTING/MAIL TECHNICIAN III	0	0.00	0	0.00	250	0.00	250	0.00
STOREKEEPER II	0	0.00	0	0.00	250	0.00	250	0.00
SUPPLY MANAGER I	0	0.00	0	0.00	250	0.00	250	0.00
ACCOUNT CLERK II	0	0.00	0	0.00	1,500	0.00	1,500	0.00
ACCOUNTANT I	0	0.00	0	0.00	250	0.00	250	0.00
ACCOUNTANT II	0	0.00	0	0.00	250	0.00	250	0.00
PERSONNEL ANAL I	0	0.00	0	0.00	250	0.00	250	0.00
HOSPITAL MANAGEMENT ASST	0	0.00	0	0.00	250	0.00	250	0.00
HEALTH INFORMATION TECH II	0	0.00	0	0.00	250	0.00	250	0.00
HEALTH INFORMATION ADMIN II	0	0.00	0	0.00	250	0.00	250	0.00
REIMBURSEMENT OFFICER I	0	0.00	0	0.00	250	0.00	250	0.00
PERSONNEL CLERK	0	0.00	0	0.00	250	0.00	250	0.00
SECURITY OFCR I	0	0.00	0	0.00	2,500	0.00	2,500	0.00
SECURITY OFCR II	0	0.00	0	0.00	750	0.00	750	0.00
CUSTODIAL WORKER I	0	0.00	0	0.00	2,500	0.00	2,500	0.00
CUSTODIAL WORKER II	0	0.00	0	0.00	250	0.00	250	0.00
HOUSEKEEPER I	0	0.00	0	0.00	250	0.00	250	0.00
COOK I	0	0.00	0	0.00	250	0.00	250	0.00
COOK II	0	0.00	0	0.00	750	0.00	750	0.00
COOK III	0	0.00	0	0.00	250	0.00	250	0.00
DINING ROOM SPV	0	0.00	0	0.00	250	0.00	250	0.00
FOOD SERVICE HELPER I	0	0.00	0	0.00	1,500	0.00	1,500	0.00
FOOD SERVICE HELPER II	0	0.00	0	0.00	500	0.00	500	0.00
DIETITIAN II	0	0.00	0	0.00	250	0.00	250	0.00
MEDICAL SPEC II	0	0.00	0	0.00	250	0.00	250	0.00
PSYCHIATRIC TECHNICIAN I	0	0.00	0	0.00	8,093	0.00	8,093	0.00
PSYCHIATRIC TECHNICIAN II	0	0.00	0	0.00	1,250	0.00	1,250	0.00
LPN II GEN	0	0.00	0	0.00	1,125	0.00	1,125	0.00

1/29/14 14:24

im\_didetail

**REPORT 10 - FY 2015 GOVERNOR RECOMMENDS**

**DECISION ITEM DETAIL**

Budget Unit	FY 2013	FY 2013	FY 2014	FY 2014	FY 2015	FY 2015	FY 2015	FY 2015
Decision Item	ACTUAL	ACTUAL	BUDGET	BUDGET	DEPT REQ	DEPT REQ	GOV REC	GOV REC
Budget Object Class	DOLLAR	FTE	DOLLAR	FTE	DOLLAR	FTE	DOLLAR	FTE
<b>METRO ST LOUIS PSYCH CENTER</b>								
<b>Pay Plan FY14-Cost to Continue - 0000014</b>								
REGISTERED NURSE	0	0.00	0	0.00	500	0.00	500	0.00
REGISTERED NURSE SENIOR	0	0.00	0	0.00	3,750	0.00	3,750	0.00
REGISTERED NURSE - CLIN OPERS	0	0.00	0	0.00	500	0.00	500	0.00
REGISTERED NURSE SUPERVISOR	0	0.00	0	0.00	500	0.00	500	0.00
PSYCHOLOGIST I	0	0.00	0	0.00	1,500	0.00	1,500	0.00
ACTIVITY AIDE II	0	0.00	0	0.00	1,250	0.00	1,250	0.00
ACTIVITY AIDE III	0	0.00	0	0.00	250	0.00	250	0.00
MUSIC THER I	0	0.00	0	0.00	500	0.00	500	0.00
RECREATIONAL THER III	0	0.00	0	0.00	250	0.00	250	0.00
STAFF DEVELOPMENT OFCR MH	0	0.00	0	0.00	250	0.00	250	0.00
QUALITY ASSURANCE SPEC MH	0	0.00	0	0.00	250	0.00	250	0.00
LICENSED CLINICAL SOCIAL WKR	0	0.00	0	0.00	1,000	0.00	1,000	0.00
LABORER II	0	0.00	0	0.00	500	0.00	500	0.00
MOTOR VEHICLE DRIVER	0	0.00	0	0.00	250	0.00	250	0.00
FISCAL & ADMINISTRATIVE MGR B1	0	0.00	0	0.00	250	0.00	250	0.00
FISCAL & ADMINISTRATIVE MGR B3	0	0.00	0	0.00	125	0.00	125	0.00
HUMAN RESOURCES MGR B2	0	0.00	0	0.00	125	0.00	125	0.00
NUTRITION/DIETARY SVCS MGR B1	0	0.00	0	0.00	250	0.00	250	0.00
MENTAL HEALTH MGR B1	0	0.00	0	0.00	500	0.00	500	0.00
MENTAL HEALTH MGR B2	0	0.00	0	0.00	375	0.00	375	0.00
MENTAL HEALTH MGR B3	0	0.00	0	0.00	250	0.00	250	0.00
REGISTERED NURSE MANAGER B3	0	0.00	0	0.00	250	0.00	250	0.00
PROGRAM CONSULTANT	0	0.00	0	0.00	58	0.00	58	0.00
INSTITUTION SUPERINTENDENT	0	0.00	0	0.00	250	0.00	250	0.00
PASTORAL COUNSELOR	0	0.00	0	0.00	145	0.00	145	0.00
TYPIST	0	0.00	0	0.00	123	0.00	123	0.00
OFFICE WORKER MISCELLANEOUS	0	0.00	0	0.00	158	0.00	158	0.00
DATA PROCESSOR TECHNICAL	0	0.00	0	0.00	63	0.00	63	0.00
STAFF PHYSICIAN SPECIALIST	0	0.00	0	0.00	500	0.00	500	0.00
MEDICAL ADMINISTRATOR	0	0.00	0	0.00	50	0.00	50	0.00
SPECIALASST OFFICIAL & ADMSTR	0	0.00	0	0.00	125	0.00	125	0.00
SPECIALASST OFFICE & CLERICAL	0	0.00	0	0.00	250	0.00	250	0.00

1/29/14 14:24

im\_didetail

**REPORT 10 - FY 2015 GOVERNOR RECOMMENDS**

**DECISION ITEM DETAIL**

Budget Unit	FY 2013	FY 2013	FY 2014	FY 2014	FY 2015	FY 2015	FY 2015	FY 2015
Decision Item	ACTUAL	ACTUAL	BUDGET	BUDGET	DEPT REQ	DEPT REQ	GOV REC	GOV REC
Budget Object Class	DOLLAR	FTE	DOLLAR	FTE	DOLLAR	FTE	DOLLAR	FTE
<b>METRO ST LOUIS PSYCH CENTER</b>								
<b>Pay Plan FY14-Cost to Continue - 0000014</b>								
SECURITY GUARD	0	0.00	0	0.00	63	0.00	63	0.00
TOTAL - PS	0	0.00	0	0.00	44,628	0.00	44,628	0.00
<b>GRAND TOTAL</b>	<b>\$0</b>	<b>0.00</b>	<b>\$0</b>	<b>0.00</b>	<b>\$44,628</b>	<b>0.00</b>	<b>\$44,628</b>	<b>0.00</b>
GENERAL REVENUE	\$0	0.00	\$0	0.00	\$43,003	0.00	\$43,003	0.00
FEDERAL FUNDS	\$0	0.00	\$0	0.00	\$1,625	0.00	\$1,625	0.00
OTHER FUNDS	\$0	0.00	\$0	0.00	\$0	0.00	\$0	0.00

**REPORT 10 - FY 2015 GOVERNOR RECOMMENDS**

**DECISION ITEM DETAIL**

Budget Unit	FY 2013	FY 2013	FY 2014	FY 2014	FY 2015	FY 2015	FY 2015	FY 2015
Decision Item	ACTUAL	ACTUAL	BUDGET	BUDGET	DEPT REQ	DEPT REQ	GOV REC	GOV REC
Budget Object Class	DOLLAR	FTE	DOLLAR	FTE	DOLLAR	FTE	DOLLAR	FTE
<b>SEMO MHC-SORTS</b>								
<b>Pay Plan FY14-Cost to Continue - 0000014</b>								
ADMIN OFFICE SUPPORT ASSISTANT	0	0.00	0	0.00	500	0.00	500	0.00
OFFICE SUPPORT ASST (KEYBRD)	0	0.00	0	0.00	2,858	0.00	2,858	0.00
SR OFC SUPPORT ASST (KEYBRD)	0	0.00	0	0.00	1,750	0.00	1,750	0.00
STORES CLERK	0	0.00	0	0.00	250	0.00	250	0.00
ACCOUNT CLERK II	0	0.00	0	0.00	250	0.00	250	0.00
ACCOUNTANT I	0	0.00	0	0.00	125	0.00	125	0.00
PERSONNEL OFCR I	0	0.00	0	0.00	250	0.00	250	0.00
TRAINING TECH II	0	0.00	0	0.00	250	0.00	250	0.00
EXECUTIVE I	0	0.00	0	0.00	250	0.00	250	0.00
HEALTH INFORMATION TECH II	0	0.00	0	0.00	250	0.00	250	0.00
REIMBURSEMENT OFFICER I	0	0.00	0	0.00	250	0.00	250	0.00
CUSTODIAL WORKER I	0	0.00	0	0.00	2,220	0.00	2,220	0.00
CUSTODIAL WORK SPV	0	0.00	0	0.00	250	0.00	250	0.00
COOK I	0	0.00	0	0.00	1,125	0.00	1,125	0.00
COOK II	0	0.00	0	0.00	250	0.00	250	0.00
DINING ROOM SPV	0	0.00	0	0.00	250	0.00	250	0.00
FOOD SERVICE HELPER I	0	0.00	0	0.00	4,958	0.00	4,958	0.00
FOOD SERVICE HELPER II	0	0.00	0	0.00	750	0.00	750	0.00
DIETITIAN II	0	0.00	0	0.00	250	0.00	250	0.00
ACADEMIC TEACHER III	0	0.00	0	0.00	250	0.00	250	0.00
DENTAL ASST	0	0.00	0	0.00	125	0.00	125	0.00
PHYSICIAN	0	0.00	0	0.00	250	0.00	250	0.00
SECURITY AIDE I PSY	0	0.00	0	0.00	40,200	0.00	40,200	0.00
SECURITY AIDE II PSY	0	0.00	0	0.00	9,913	0.00	9,913	0.00
SECURITY AIDE III PSY	0	0.00	0	0.00	500	0.00	500	0.00
HLTH CARE PRACTNR(APRN)(PA)	0	0.00	0	0.00	500	0.00	500	0.00
REGISTERED NURSE	0	0.00	0	0.00	1,500	0.00	1,500	0.00
REGISTERED NURSE SENIOR	0	0.00	0	0.00	6,005	0.00	6,005	0.00
REGISTERED NURSE - CLIN OPERS	0	0.00	0	0.00	500	0.00	500	0.00
REGISTERED NURSE SUPERVISOR	0	0.00	0	0.00	750	0.00	750	0.00
PSYCHOLOGIST I	0	0.00	0	0.00	1,708	0.00	1,708	0.00
PSYCHOLOGIST II	0	0.00	0	0.00	458	0.00	458	0.00

1/29/14 14:24

im\_didetail

**REPORT 10 - FY 2015 GOVERNOR RECOMMENDS**

**DECISION ITEM DETAIL**

Budget Unit	FY 2013	FY 2013	FY 2014	FY 2014	FY 2015	FY 2015	FY 2015	FY 2015
Decision Item	ACTUAL	ACTUAL	BUDGET	BUDGET	DEPT REQ	DEPT REQ	GOV REC	GOV REC
Budget Object Class	DOLLAR	FTE	DOLLAR	FTE	DOLLAR	FTE	DOLLAR	FTE
<b>SEMO MHC-SORTS</b>								
<b>Pay Plan FY14-Cost to Continue - 0000014</b>								
ACTIVITY AIDE I	0	0.00	0	0.00	250	0.00	250	0.00
ACTIVITY AIDE II	0	0.00	0	0.00	1,918	0.00	1,918	0.00
ACTIVITY AIDE III	0	0.00	0	0.00	250	0.00	250	0.00
ACTIVITY THERAPY COOR	0	0.00	0	0.00	250	0.00	250	0.00
WORK THERAPY SPECIALIST II	0	0.00	0	0.00	250	0.00	250	0.00
LICENSED PROFESSIONAL CNSLR II	0	0.00	0	0.00	500	0.00	500	0.00
WORKSHOP PROGRAM COOR	0	0.00	0	0.00	250	0.00	250	0.00
RECREATIONAL THER I	0	0.00	0	0.00	458	0.00	458	0.00
RECREATIONAL THER II	0	0.00	0	0.00	250	0.00	250	0.00
RECREATIONAL THER III	0	0.00	0	0.00	250	0.00	250	0.00
SUBSTANCE ABUSE CNSLR III	0	0.00	0	0.00	250	0.00	250	0.00
UNIT PROGRAM SPV MH	0	0.00	0	0.00	1,750	0.00	1,750	0.00
QUALITY ASSURANCE SPEC MH	0	0.00	0	0.00	250	0.00	250	0.00
CLINICAL CASEWORK ASST II	0	0.00	0	0.00	250	0.00	250	0.00
CLINICAL SOCIAL WORK SPEC	0	0.00	0	0.00	250	0.00	250	0.00
LICENSED CLINICAL SOCIAL WKR	0	0.00	0	0.00	918	0.00	918	0.00
CLIN CASEWORK PRACTITIONER I	0	0.00	0	0.00	500	0.00	500	0.00
CLIN CASEWORK PRACTITIONER II	0	0.00	0	0.00	750	0.00	750	0.00
CLINICAL SOCIAL WORK SPV	0	0.00	0	0.00	250	0.00	250	0.00
FISCAL & ADMINISTRATIVE MGR B3	0	0.00	0	0.00	125	0.00	125	0.00
HUMAN RESOURCES MGR B2	0	0.00	0	0.00	125	0.00	125	0.00
MENTAL HEALTH MGR B1	0	0.00	0	0.00	833	0.00	833	0.00
MENTAL HEALTH MGR B2	0	0.00	0	0.00	125	0.00	125	0.00
MENTAL HEALTH MGR B3	0	0.00	0	0.00	500	0.00	500	0.00
REGISTERED NURSE MANAGER B1	0	0.00	0	0.00	500	0.00	500	0.00
REGISTERED NURSE MANAGER B2	0	0.00	0	0.00	250	0.00	250	0.00
PARALEGAL	0	0.00	0	0.00	250	0.00	250	0.00
PASTORAL COUNSELOR	0	0.00	0	0.00	125	0.00	125	0.00
CLIENT/PATIENT WORKER	0	0.00	0	0.00	708	0.00	708	0.00
OFFICE WORKER MISCELLANEOUS	0	0.00	0	0.00	125	0.00	125	0.00
DENTIST	0	0.00	0	0.00	125	0.00	125	0.00
STAFF PHYSICIAN SPECIALIST	0	0.00	0	0.00	675	0.00	675	0.00

1/29/14 14:24

im\_didetail

**REPORT 10 - FY 2015 GOVERNOR RECOMMENDS**

**DECISION ITEM DETAIL**

Budget Unit	FY 2013	FY 2013	FY 2014	FY 2014	FY 2015	FY 2015	FY 2015	FY 2015
Decision Item	ACTUAL	ACTUAL	BUDGET	BUDGET	DEPT REQ	DEPT REQ	GOV REC	GOV REC
Budget Object Class	DOLLAR	FTE	DOLLAR	FTE	DOLLAR	FTE	DOLLAR	FTE
<b>SEMO MHC-SORTS</b>								
<b>Pay Plan FY14-Cost to Continue - 0000014</b>								
SPECIAL ASST OFFICIAL & ADMSTR	0	0.00	0	0.00	375	0.00	375	0.00
SPECIAL ASST PROFESSIONAL	0	0.00	0	0.00	250	0.00	250	0.00
SPECIAL ASST OFFICE & CLERICAL	0	0.00	0	0.00	250	0.00	250	0.00
<b>TOTAL - PS</b>	<b>0</b>	<b>0.00</b>	<b>0</b>	<b>0.00</b>	<b>94,830</b>	<b>0.00</b>	<b>94,830</b>	<b>0.00</b>
<b>GRAND TOTAL</b>	<b>\$0</b>	<b>0.00</b>	<b>\$0</b>	<b>0.00</b>	<b>\$94,830</b>	<b>0.00</b>	<b>\$94,830</b>	<b>0.00</b>
<b>GENERAL REVENUE</b>	<b>\$0</b>	<b>0.00</b>	<b>\$0</b>	<b>0.00</b>	<b>\$94,667</b>	<b>0.00</b>	<b>\$94,667</b>	<b>0.00</b>
<b>FEDERAL FUNDS</b>	<b>\$0</b>	<b>0.00</b>	<b>\$0</b>	<b>0.00</b>	<b>\$163</b>	<b>0.00</b>	<b>\$163</b>	<b>0.00</b>
<b>OTHER FUNDS</b>	<b>\$0</b>	<b>0.00</b>	<b>\$0</b>	<b>0.00</b>	<b>\$0</b>	<b>0.00</b>	<b>\$0</b>	<b>0.00</b>

**REPORT 10 - FY 2015 GOVERNOR RECOMMENDS**

**DECISION ITEM DETAIL**

Budget Unit	FY 2013	FY 2013	FY 2014	FY 2014	FY 2015	FY 2015	FY 2015	FY 2015
Decision Item	ACTUAL	ACTUAL	BUDGET	BUDGET	DEPT REQ	DEPT REQ	GOV REC	GOV REC
Budget Object Class	DOLLAR	FTE	DOLLAR	FTE	DOLLAR	FTE	DOLLAR	FTE
<b>SOUTHEAST MO MHC</b>								
<b>Pay Plan FY14-Cost to Continue - 0000014</b>								
OFFICE SUPPORT ASST (CLERICAL)	0	0.00	0	0.00	1,375	0.00	1,375	0.00
SR OFC SUPPORT ASST (CLERICAL)	0	0.00	0	0.00	250	0.00	250	0.00
ADMIN OFFICE SUPPORT ASSISTANT	0	0.00	0	0.00	500	0.00	500	0.00
SR OFC SUPPORT ASST (STENO)	0	0.00	0	0.00	500	0.00	500	0.00
OFFICE SUPPORT ASST (KEYBRD)	0	0.00	0	0.00	3,813	0.00	3,813	0.00
SR OFC SUPPORT ASST (KEYBRD)	0	0.00	0	0.00	2,375	0.00	2,375	0.00
STORES CLERK	0	0.00	0	0.00	750	0.00	750	0.00
STOREKEEPER I	0	0.00	0	0.00	500	0.00	500	0.00
STOREKEEPER II	0	0.00	0	0.00	250	0.00	250	0.00
SUPPLY MANAGER I	0	0.00	0	0.00	250	0.00	250	0.00
ACCOUNT CLERK I	0	0.00	0	0.00	250	0.00	250	0.00
ACCOUNT CLERK II	0	0.00	0	0.00	1,250	0.00	1,250	0.00
ACCOUNTANT I	0	0.00	0	0.00	625	0.00	625	0.00
ACCOUNTANT II	0	0.00	0	0.00	250	0.00	250	0.00
PERSONNEL ANAL II	0	0.00	0	0.00	250	0.00	250	0.00
TRAINING TECH II	0	0.00	0	0.00	375	0.00	375	0.00
TRAINING TECH III	0	0.00	0	0.00	250	0.00	250	0.00
HOSPITAL MANAGEMENT ASST	0	0.00	0	0.00	250	0.00	250	0.00
HEALTH INFORMATION TECH II	0	0.00	0	0.00	250	0.00	250	0.00
HEALTH INFORMATION ADMIN II	0	0.00	0	0.00	250	0.00	250	0.00
REIMBURSEMENT OFFICER I	0	0.00	0	0.00	500	0.00	500	0.00
REIMBURSEMENT OFFICER II	0	0.00	0	0.00	250	0.00	250	0.00
PERSONNEL CLERK	0	0.00	0	0.00	250	0.00	250	0.00
SECURITY OFCR I	0	0.00	0	0.00	2,000	0.00	2,000	0.00
SECURITY OFCR II	0	0.00	0	0.00	250	0.00	250	0.00
SECURITY OFCR III	0	0.00	0	0.00	250	0.00	250	0.00
CUSTODIAL WORKER I	0	0.00	0	0.00	4,125	0.00	4,125	0.00
CUSTODIAL WORKER II	0	0.00	0	0.00	500	0.00	500	0.00
HOUSEKEEPER I	0	0.00	0	0.00	250	0.00	250	0.00
COOK I	0	0.00	0	0.00	1,250	0.00	1,250	0.00
COOK II	0	0.00	0	0.00	250	0.00	250	0.00
COOK III	0	0.00	0	0.00	250	0.00	250	0.00

1/29/14 14:24

im\_didetail



**REPORT 10 - FY 2015 GOVERNOR RECOMMENDS**

**DECISION ITEM DETAIL**

Budget Unit	FY 2013	FY 2013	FY 2014	FY 2014	FY 2015	FY 2015	FY 2015	FY 2015
Decision Item	ACTUAL	ACTUAL	BUDGET	BUDGET	DEPT REQ	DEPT REQ	GOV REC	GOV REC
Budget Object Class	DOLLAR	FTE	DOLLAR	FTE	DOLLAR	FTE	DOLLAR	FTE
<b>SOUTHEAST MO MHC</b>								
<b>Pay Plan FY14-Cost to Continue - 0000014</b>								
DINING ROOM SPV	0	0.00	0	0.00	250	0.00	250	0.00
FOOD SERVICE HELPER I	0	0.00	0	0.00	4,750	0.00	4,750	0.00
FOOD SERVICE HELPER II	0	0.00	0	0.00	750	0.00	750	0.00
DIETITIAN I	0	0.00	0	0.00	250	0.00	250	0.00
DIETITIAN III	0	0.00	0	0.00	250	0.00	250	0.00
ACADEMIC TEACHER III	0	0.00	0	0.00	250	0.00	250	0.00
SPECIAL EDUC TEACHER II	0	0.00	0	0.00	250	0.00	250	0.00
MEDICAL LABORATORY TECH I	0	0.00	0	0.00	250	0.00	250	0.00
PHYSICIAN	0	0.00	0	0.00	895	0.00	895	0.00
SECURITY AIDE I PSY	0	0.00	0	0.00	3,250	0.00	3,250	0.00
SECURITY AIDE II PSY	0	0.00	0	0.00	750	0.00	750	0.00
PSYCHIATRIC TECHNICIAN I	0	0.00	0	0.00	37,745	0.00	37,745	0.00
PSYCHIATRIC TECHNICIAN II	0	0.00	0	0.00	5,425	0.00	5,425	0.00
LPN II GEN	0	0.00	0	0.00	1,375	0.00	1,375	0.00
REGISTERED NURSE	0	0.00	0	0.00	3,500	0.00	3,500	0.00
REGISTERED NURSE SENIOR	0	0.00	0	0.00	10,778	0.00	10,778	0.00
REGISTERED NURSE - CLIN OPERS	0	0.00	0	0.00	750	0.00	750	0.00
REGISTERED NURSE SUPERVISOR	0	0.00	0	0.00	1,415	0.00	1,415	0.00
ASSOC PSYCHOLOGIST II	0	0.00	0	0.00	250	0.00	250	0.00
PSYCHOLOGIST I	0	0.00	0	0.00	500	0.00	500	0.00
PSYCHOLOGIST II	0	0.00	0	0.00	750	0.00	750	0.00
ACTIVITY AIDE II	0	0.00	0	0.00	2,000	0.00	2,000	0.00
WORK THERAPY SPECIALIST II	0	0.00	0	0.00	500	0.00	500	0.00
WORKSHOP SPV II	0	0.00	0	0.00	250	0.00	250	0.00
LICENSED PROFESSIONAL CNSLR II	0	0.00	0	0.00	1,500	0.00	1,500	0.00
WORKSHOP PROGRAM COOR	0	0.00	0	0.00	500	0.00	500	0.00
MUSIC THER I	0	0.00	0	0.00	500	0.00	500	0.00
MUSIC THER III	0	0.00	0	0.00	250	0.00	250	0.00
RECREATIONAL THER I	0	0.00	0	0.00	1,500	0.00	1,500	0.00
RECREATIONAL THER II	0	0.00	0	0.00	1,000	0.00	1,000	0.00
BEHAVIORAL TECHNICIAN	0	0.00	0	0.00	1,000	0.00	1,000	0.00
BEHAVIORAL TECHNICIAN SUPV	0	0.00	0	0.00	250	0.00	250	0.00

1/29/14 14:24

im\_didetail

**REPORT 10 - FY 2015 GOVERNOR RECOMMENDS**

**DECISION ITEM DETAIL**

Budget Unit	FY 2013	FY 2013	FY 2014	FY 2014	FY 2015	FY 2015	FY 2015	FY 2015
Decision Item	ACTUAL	ACTUAL	BUDGET	BUDGET	DEPT REQ	DEPT REQ	GOV REC	GOV REC
Budget Object Class	DOLLAR	FTE	DOLLAR	FTE	DOLLAR	FTE	DOLLAR	FTE
<b>SOUTHEAST MO MHC</b>								
<b>Pay Plan FY14-Cost to Continue - 0000014</b>								
PROGRAM SPECIALIST I MH	0	0.00	0	0.00	675	0.00	675	0.00
PROGRAM SPECIALIST II MH	0	0.00	0	0.00	250	0.00	250	0.00
QUALITY ASSURANCE SPEC MH	0	0.00	0	0.00	250	0.00	250	0.00
CLINICAL CASEWORK ASST I	0	0.00	0	0.00	250	0.00	250	0.00
CLINICAL CASEWORK ASST II	0	0.00	0	0.00	1,500	0.00	1,500	0.00
LICENSED CLINICAL SOCIAL WKR	0	0.00	0	0.00	1,500	0.00	1,500	0.00
CLIN CASEWORK PRACTITIONER II	0	0.00	0	0.00	1,250	0.00	1,250	0.00
CLINICAL SOCIAL WORK SPV	0	0.00	0	0.00	750	0.00	750	0.00
MOTOR VEHICLE DRIVER	0	0.00	0	0.00	750	0.00	750	0.00
FIRE & SAFETY SPEC	0	0.00	0	0.00	250	0.00	250	0.00
COSMETOLOGIST	0	0.00	0	0.00	250	0.00	250	0.00
FISCAL & ADMINISTRATIVE MGR B1	0	0.00	0	0.00	250	0.00	250	0.00
FISCAL & ADMINISTRATIVE MGR B3	0	0.00	0	0.00	125	0.00	125	0.00
HUMAN RESOURCES MGR B2	0	0.00	0	0.00	125	0.00	125	0.00
NUTRITION/DIETARY SVCS MGR B1	0	0.00	0	0.00	250	0.00	250	0.00
MENTAL HEALTH MGR B1	0	0.00	0	0.00	1,000	0.00	1,000	0.00
MENTAL HEALTH MGR B2	0	0.00	0	0.00	500	0.00	500	0.00
MENTAL HEALTH MGR B3	0	0.00	0	0.00	250	0.00	250	0.00
REGISTERED NURSE MANAGER B1	0	0.00	0	0.00	750	0.00	750	0.00
REGISTERED NURSE MANAGER B2	0	0.00	0	0.00	250	0.00	250	0.00
REGISTERED NURSE MANAGER B3	0	0.00	0	0.00	250	0.00	250	0.00
PASTORAL COUNSELOR	0	0.00	0	0.00	125	0.00	125	0.00
CLIENT/PATIENT WORKER	0	0.00	0	0.00	1,870	0.00	1,870	0.00
STAFF PHYSICIAN SPECIALIST	0	0.00	0	0.00	2,386	0.00	2,386	0.00
CONSULTING PHYSICIAN	0	0.00	0	0.00	500	0.00	500	0.00
SPECIAL ASST OFFICIAL & ADMSTR	0	0.00	0	0.00	375	0.00	375	0.00
SPECIAL ASST PROFESSIONAL	0	0.00	0	0.00	250	0.00	250	0.00

**REPORT 10 - FY 2015 GOVERNOR RECOMMENDS**

**DECISION ITEM DETAIL**

Budget Unit	FY 2013	FY 2013	FY 2014	FY 2014	FY 2015	FY 2015	FY 2015	FY 2015
Decision Item	ACTUAL	ACTUAL	BUDGET	BUDGET	DEPT REQ	DEPT REQ	GOV REC	GOV REC
Budget Object Class	DOLLAR	FTE	DOLLAR	FTE	DOLLAR	FTE	DOLLAR	FTE
<b>SOUTHEAST MO MHC</b>								
<b>Pay Plan FY14-Cost to Continue - 0000014</b>								
SPECIAL ASST OFFICE & CLERICAL	0	0.00	0	0.00	500	0.00	500	0.00
<b>TOTAL - PS</b>	<b>0</b>	<b>0.00</b>	<b>0</b>	<b>0.00</b>	<b>125,752</b>	<b>0.00</b>	<b>125,752</b>	<b>0.00</b>
<b>GRAND TOTAL</b>	<b>\$0</b>	<b>0.00</b>	<b>\$0</b>	<b>0.00</b>	<b>\$125,752</b>	<b>0.00</b>	<b>\$125,752</b>	<b>0.00</b>
GENERAL REVENUE	\$0	0.00	\$0	0.00	\$125,564	0.00	\$125,564	0.00
FEDERAL FUNDS	\$0	0.00	\$0	0.00	\$188	0.00	\$188	0.00
OTHER FUNDS	\$0	0.00	\$0	0.00	\$0	0.00	\$0	0.00

**REPORT 10 - FY 2015 GOVERNOR RECOMMENDS**

**DECISION ITEM DETAIL**

Budget Unit	FY 2013	FY 2013	FY 2014	FY 2014	FY 2015	FY 2015	FY 2015	FY 2015
Decision Item	ACTUAL	ACTUAL	BUDGET	BUDGET	DEPT REQ	DEPT REQ	GOV REC	GOV REC
Budget Object Class	DOLLAR	FTE	DOLLAR	FTE	DOLLAR	FTE	DOLLAR	FTE
<b>CTR FOR BEHAVIORAL MEDICINE</b>								
<b>Pay Plan FY14-Cost to Continue - 0000014</b>								
OFFICE SUPPORT ASST (CLERICAL)	0	0.00	0	0.00	250	0.00	250	0.00
SR OFC SUPPORT ASST (CLERICAL)	0	0.00	0	0.00	250	0.00	250	0.00
ADMIN OFFICE SUPPORT ASSISTANT	0	0.00	0	0.00	1,000	0.00	1,250	0.00
SR OFC SUPPORT ASST (STENO)	0	0.00	0	0.00	0	0.00	500	0.00
OFFICE SUPPORT ASST (KEYBRD)	0	0.00	0	0.00	1,500	0.00	1,500	0.00
SR OFC SUPPORT ASST (KEYBRD)	0	0.00	0	0.00	2,375	0.00	2,375	0.00
OFFICE SERVICES ASST	0	0.00	0	0.00	500	0.00	500	0.00
STORES CLERK	0	0.00	0	0.00	250	0.00	250	0.00
STOREKEEPER I	0	0.00	0	0.00	500	0.00	500	0.00
STOREKEEPER II	0	0.00	0	0.00	250	0.00	250	0.00
ACCOUNT CLERK I	0	0.00	0	0.00	250	0.00	250	0.00
ACCOUNT CLERK II	0	0.00	0	0.00	1,500	0.00	2,250	0.00
ACCOUNTANT I	0	0.00	0	0.00	750	0.00	750	0.00
ACCOUNTANT II	0	0.00	0	0.00	250	0.00	500	0.00
PERSONNEL OFCR I	0	0.00	0	0.00	0	0.00	250	0.00
PERSONNEL ANAL II	0	0.00	0	0.00	250	0.00	250	0.00
EXECUTIVE II	0	0.00	0	0.00	250	0.00	250	0.00
MANAGEMENT ANALYSIS SPEC I	0	0.00	0	0.00	250	0.00	250	0.00
MANAGEMENT ANALYSIS SPEC II	0	0.00	0	0.00	250	0.00	250	0.00
REIMBURSEMENT OFFICER I	0	0.00	0	0.00	250	0.00	500	0.00
REIMBURSEMENT OFFICER III	0	0.00	0	0.00	250	0.00	250	0.00
PERSONNEL CLERK	0	0.00	0	0.00	250	0.00	250	0.00
SECURITY OFCR I	0	0.00	0	0.00	3,750	0.00	3,750	0.00
SECURITY OFCR II	0	0.00	0	0.00	1,000	0.00	1,000	0.00
CH SECURITY OFCR	0	0.00	0	0.00	250	0.00	250	0.00
CUSTODIAL WORKER I	0	0.00	0	0.00	4,500	0.00	4,500	0.00
CUSTODIAL WORKER II	0	0.00	0	0.00	750	0.00	750	0.00
CUSTODIAL WORK SPV	0	0.00	0	0.00	500	0.00	500	0.00
HOUSEKEEPER II	0	0.00	0	0.00	250	0.00	250	0.00
COOK I	0	0.00	0	0.00	250	0.00	250	0.00
COOK II	0	0.00	0	0.00	750	0.00	750	0.00
COOK III	0	0.00	0	0.00	250	0.00	250	0.00

1/29/14 14:24

im\_didetail

**REPORT 10 - FY 2015 GOVERNOR RECOMMENDS**

**DECISION ITEM DETAIL**

Budget Unit	FY 2013	FY 2013	FY 2014	FY 2014	FY 2015	FY 2015	FY 2015	FY 2015
Decision Item	ACTUAL	ACTUAL	BUDGET	BUDGET	DEPT REQ	DEPT REQ	GOV REC	GOV REC
Budget Object Class	DOLLAR	FTE	DOLLAR	FTE	DOLLAR	FTE	DOLLAR	FTE
<b>CTR FOR BEHAVIORAL MEDICINE</b>								
<b>Pay Plan FY14-Cost to Continue - 0000014</b>								
FOOD SERVICE MGR I	0	0.00	0	0.00	250	0.00	250	0.00
DINING ROOM SPV	0	0.00	0	0.00	250	0.00	250	0.00
FOOD SERVICE HELPER I	0	0.00	0	0.00	2,250	0.00	2,250	0.00
FOOD SERVICE HELPER II	0	0.00	0	0.00	250	0.00	250	0.00
DIETITIAN II	0	0.00	0	0.00	250	0.00	250	0.00
MEDICAL LABORATORY TECH II	0	0.00	0	0.00	250	0.00	250	0.00
PSYCHIATRIC TECHNICIAN I	0	0.00	0	0.00	22,638	0.00	22,638	0.00
PSYCHIATRIC TECHNICIAN II	0	0.00	0	0.00	3,750	0.00	3,750	0.00
LPN I GEN	0	0.00	0	0.00	500	0.00	500	0.00
LPN II GEN	0	0.00	0	0.00	2,500	0.00	2,500	0.00
REGISTERED NURSE I	0	0.00	0	0.00	500	0.00	0	0.00
REGISTERED NURSE	0	0.00	0	0.00	1,250	0.00	1,750	0.00
REGISTERED NURSE SENIOR	0	0.00	0	0.00	3,500	0.00	3,500	0.00
REGISTERED NURSE - CLIN OPERS	0	0.00	0	0.00	500	0.00	500	0.00
REGISTERED NURSE SUPERVISOR	0	0.00	0	0.00	1,000	0.00	1,000	0.00
PSYCHOLOGIST I	0	0.00	0	0.00	250	0.00	250	0.00
PSYCHOLOGIST II	0	0.00	0	0.00	500	0.00	500	0.00
ACTIVITY AIDE I	0	0.00	0	0.00	250	0.00	250	0.00
ACTIVITY AIDE II	0	0.00	0	0.00	500	0.00	500	0.00
ACTIVITY AIDE III	0	0.00	0	0.00	250	0.00	250	0.00
ACTIVITY THERAPY COOR	0	0.00	0	0.00	250	0.00	250	0.00
MUSIC THER I	0	0.00	0	0.00	250	0.00	250	0.00
RECREATIONAL THER I	0	0.00	0	0.00	1,250	0.00	1,250	0.00
RECREATIONAL THER II	0	0.00	0	0.00	750	0.00	750	0.00
PROGRAM SPECIALIST II MH	0	0.00	0	0.00	250	0.00	250	0.00
COMM MNTL HLTH SERVICES SPV	0	0.00	0	0.00	1,500	0.00	1,500	0.00
STAFF DEVELOPMENT OFCR MH	0	0.00	0	0.00	250	0.00	250	0.00
QUALITY ASSURANCE SPEC MH	0	0.00	0	0.00	500	0.00	750	0.00
CLINICAL CASEWORK ASST II	0	0.00	0	0.00	750	0.00	750	0.00
LICENSED CLINICAL SOCIAL WKR	0	0.00	0	0.00	1,375	0.00	1,625	0.00
CLINICAL SOCIAL WORK SPV	0	0.00	0	0.00	250	0.00	250	0.00
INVESTIGATOR I	0	0.00	0	0.00	250	0.00	250	0.00

1/29/14 14:24

im\_didetail

**REPORT 10 - FY 2015 GOVERNOR RECOMMENDS**

**DECISION ITEM DETAIL**

Budget Unit	FY 2013	FY 2013	FY 2014	FY 2014	FY 2015	FY 2015	FY 2015	FY 2015
Decision Item	ACTUAL	ACTUAL	BUDGET	BUDGET	DEPT REQ	DEPT REQ	GOV REC	GOV REC
Budget Object Class	DOLLAR	FTE	DOLLAR	FTE	DOLLAR	FTE	DOLLAR	FTE
<b>CTR FOR BEHAVIORAL MEDICINE</b>								
<b>Pay Plan FY14-Cost to Continue - 0000014</b>								
MOTOR VEHICLE DRIVER	0	0.00	0	0.00	500	0.00	500	0.00
LOCKSMITH	0	0.00	0	0.00	250	0.00	250	0.00
FIRE & SAFETY SPEC	0	0.00	0	0.00	250	0.00	250	0.00
FISCAL & ADMINISTRATIVE MGR B1	0	0.00	0	0.00	125	0.00	125	0.00
FISCAL & ADMINISTRATIVE MGR B3	0	0.00	0	0.00	125	0.00	125	0.00
HUMAN RESOURCES MGR B2	0	0.00	0	0.00	125	0.00	125	0.00
NUTRITION/DIETARY SVCS MGR B1	0	0.00	0	0.00	250	0.00	250	0.00
MENTAL HEALTH MGR B1	0	0.00	0	0.00	250	0.00	250	0.00
MENTAL HEALTH MGR B2	0	0.00	0	0.00	1,375	0.00	1,375	0.00
MENTAL HEALTH MGR B3	0	0.00	0	0.00	250	0.00	250	0.00
REGISTERED NURSE MANAGER B2	0	0.00	0	0.00	250	0.00	250	0.00
REGISTERED NURSE MANAGER B3	0	0.00	0	0.00	250	0.00	250	0.00
INSTITUTION SUPERINTENDENT	0	0.00	0	0.00	250	0.00	250	0.00
STUDENT INTERN	0	0.00	0	0.00	500	0.00	500	0.00
MISCELLANEOUS TECHNICAL	0	0.00	0	0.00	125	0.00	125	0.00
MISCELLANEOUS PROFESSIONAL	0	0.00	0	0.00	125	0.00	125	0.00
RESIDENT PHYSICIAN	0	0.00	0	0.00	4,500	0.00	4,500	0.00
STAFF PHYSICIAN SPECIALIST	0	0.00	0	0.00	1,251	0.00	1,251	0.00
SPECIAL ASST OFFICIAL & ADMSTR	0	0.00	0	0.00	125	0.00	125	0.00
SPECIAL ASST OFFICE & CLERICAL	0	0.00	0	0.00	500	0.00	500	0.00
PSYCHOLOGICAL RESIDENT	0	0.00	0	0.00	1,000	0.00	1,000	0.00
<b>TOTAL - PS</b>	<b>0</b>	<b>0.00</b>	<b>0</b>	<b>0.00</b>	<b>85,014</b>	<b>0.00</b>	<b>87,764</b>	<b>0.00</b>
<b>GRAND TOTAL</b>	<b>\$0</b>	<b>0.00</b>	<b>\$0</b>	<b>0.00</b>	<b>\$85,014</b>	<b>0.00</b>	<b>\$87,764</b>	<b>0.00</b>
<b>GENERAL REVENUE</b>	<b>\$0</b>	<b>0.00</b>	<b>\$0</b>	<b>0.00</b>	<b>\$84,876</b>	<b>0.00</b>	<b>\$87,626</b>	<b>0.00</b>
<b>FEDERAL FUNDS</b>	<b>\$0</b>	<b>0.00</b>	<b>\$0</b>	<b>0.00</b>	<b>\$138</b>	<b>0.00</b>	<b>\$138</b>	<b>0.00</b>
<b>OTHER FUNDS</b>	<b>\$0</b>	<b>0.00</b>	<b>\$0</b>	<b>0.00</b>	<b>\$0</b>	<b>0.00</b>	<b>\$0</b>	<b>0.00</b>

1/29/14 14:24

im\_didetail

**REPORT 10 - FY 2015 GOVERNOR RECOMMENDS**

**DECISION ITEM DETAIL**

Budget Unit	FY 2013	FY 2013	FY 2014	FY 2014	FY 2015	FY 2015	FY 2015	FY 2015
Decision Item	ACTUAL	ACTUAL	BUDGET	BUDGET	DEPT REQ	DEPT REQ	GOV REC	GOV REC
Budget Object Class	DOLLAR	FTE	DOLLAR	FTE	DOLLAR	FTE	DOLLAR	FTE
<b>HAWTHORN CHILD PSYCH HOSP</b>								
<b>Pay Plan FY14-Cost to Continue - 0000014</b>								
SR OFC SUPPORT ASST (STENO)	0	0.00	0	0.00	250	0.00	250	0.00
OFFICE SUPPORT ASST (KEYBRD)	0	0.00	0	0.00	1,250	0.00	1,250	0.00
SR OFC SUPPORT ASST (KEYBRD)	0	0.00	0	0.00	1,000	0.00	1,000	0.00
ACCOUNTANT I	0	0.00	0	0.00	250	0.00	250	0.00
ACCOUNTANT II	0	0.00	0	0.00	250	0.00	250	0.00
PERSONNEL ANAL II	0	0.00	0	0.00	250	0.00	250	0.00
RESEARCH ANAL II	0	0.00	0	0.00	250	0.00	250	0.00
HEALTH INFORMATION ADMIN I	0	0.00	0	0.00	250	0.00	250	0.00
REIMBURSEMENT OFFICER I	0	0.00	0	0.00	250	0.00	250	0.00
PERSONNEL CLERK	0	0.00	0	0.00	250	0.00	250	0.00
SECURITY OFCR I	0	0.00	0	0.00	1,250	0.00	1,250	0.00
SECURITY OFCR II	0	0.00	0	0.00	250	0.00	250	0.00
CUSTODIAL WORKER I	0	0.00	0	0.00	2,000	0.00	2,000	0.00
CUSTODIAL WORK SPV	0	0.00	0	0.00	250	0.00	250	0.00
COOK I	0	0.00	0	0.00	750	0.00	750	0.00
COOK III	0	0.00	0	0.00	250	0.00	250	0.00
DINING ROOM SPV	0	0.00	0	0.00	250	0.00	250	0.00
FOOD SERVICE HELPER I	0	0.00	0	0.00	750	0.00	750	0.00
FOOD SERVICE HELPER II	0	0.00	0	0.00	250	0.00	250	0.00
DIETITIAN III	0	0.00	0	0.00	250	0.00	250	0.00
EDUCATION ASST II	0	0.00	0	0.00	250	0.00	250	0.00
SPECIAL EDUC TEACHER III	0	0.00	0	0.00	1,000	0.00	1,000	0.00
PSYCHIATRIC TECHNICIAN I	0	0.00	0	0.00	23,298	0.00	23,298	0.00
LPN II GEN	0	0.00	0	0.00	500	0.00	500	0.00
REGISTERED NURSE SENIOR	0	0.00	0	0.00	5,200	0.00	5,200	0.00
REGISTERED NURSE - CLIN OPERS	0	0.00	0	0.00	500	0.00	500	0.00
REGISTERED NURSE SUPERVISOR	0	0.00	0	0.00	1,000	0.00	1,000	0.00
PSYCHOLOGIST I	0	0.00	0	0.00	351	0.00	351	0.00
PSYCHOLOGIST II	0	0.00	0	0.00	250	0.00	250	0.00
ACTIVITY AIDE II	0	0.00	0	0.00	250	0.00	250	0.00
ACTIVITY AIDE III	0	0.00	0	0.00	500	0.00	500	0.00
LICENSED PROFESSIONAL CNSLR II	0	0.00	0	0.00	188	0.00	188	0.00

1/29/14 14:24

im\_didetail

**REPORT 10 - FY 2015 GOVERNOR RECOMMENDS**

**DECISION ITEM DETAIL**

Budget Unit	FY 2013	FY 2013	FY 2014	FY 2014	FY 2015	FY 2015	FY 2015	FY 2015
Decision Item	ACTUAL	ACTUAL	BUDGET	BUDGET	DEPT REQ	DEPT REQ	GOV REC	GOV REC
Budget Object Class	DOLLAR	FTE	DOLLAR	FTE	DOLLAR	FTE	DOLLAR	FTE
<b>HAWTHORN CHILD PSYCH HOSP</b>								
<b>Pay Plan FY14-Cost to Continue - 0000014</b>								
RECREATIONAL THER I	0	0.00	0	0.00	250	0.00	250	0.00
RECREATIONAL THER II	0	0.00	0	0.00	250	0.00	250	0.00
CHILDRENS PSY CARE SPV	0	0.00	0	0.00	2,750	0.00	2,750	0.00
CLINICAL SOCIAL WORK SPEC	0	0.00	0	0.00	1,000	0.00	1,000	0.00
LICENSED CLINICAL SOCIAL WKR	0	0.00	0	0.00	2,088	0.00	2,088	0.00
CLIN CASEWORK PRACTITIONER I	0	0.00	0	0.00	250	0.00	250	0.00
CLINICAL SOCIAL WORK SPV	0	0.00	0	0.00	250	0.00	250	0.00
MOTOR VEHICLE DRIVER	0	0.00	0	0.00	250	0.00	250	0.00
MENTAL HEALTH MGR B2	0	0.00	0	0.00	750	0.00	750	0.00
REGISTERED NURSE MANAGER B3	0	0.00	0	0.00	250	0.00	250	0.00
INSTITUTION SUPERINTENDENT	0	0.00	0	0.00	250	0.00	250	0.00
CLERK	0	0.00	0	0.00	248	0.00	248	0.00
MISCELLANEOUS PROFESSIONAL	0	0.00	0	0.00	85	0.00	85	0.00
STAFF PHYSICIAN SPECIALIST	0	0.00	0	0.00	750	0.00	750	0.00
MEDICAL ADMINISTRATOR	0	0.00	0	0.00	250	0.00	250	0.00
SECURITY OFFICER	0	0.00	0	0.00	245	0.00	245	0.00
<b>TOTAL - PS</b>	<b>0</b>	<b>0.00</b>	<b>0</b>	<b>0.00</b>	<b>53,703</b>	<b>0.00</b>	<b>53,703</b>	<b>0.00</b>
<b>GRAND TOTAL</b>	<b>\$0</b>	<b>0.00</b>	<b>\$0</b>	<b>0.00</b>	<b>\$53,703</b>	<b>0.00</b>	<b>\$53,703</b>	<b>0.00</b>
<b>GENERAL REVENUE</b>	<b>\$0</b>	<b>0.00</b>	<b>\$0</b>	<b>0.00</b>	<b>\$42,727</b>	<b>0.00</b>	<b>\$42,727</b>	<b>0.00</b>
<b>FEDERAL FUNDS</b>	<b>\$0</b>	<b>0.00</b>	<b>\$0</b>	<b>0.00</b>	<b>\$10,976</b>	<b>0.00</b>	<b>\$10,976</b>	<b>0.00</b>
<b>OTHER FUNDS</b>	<b>\$0</b>	<b>0.00</b>	<b>\$0</b>	<b>0.00</b>	<b>\$0</b>	<b>0.00</b>	<b>\$0</b>	<b>0.00</b>



**REPORT 10 - FY 2015 GOVERNOR RECOMMENDS**

**DECISION ITEM DETAIL**

Budget Unit	FY 2013	FY 2013	FY 2014	FY 2014	FY 2015	FY 2015	FY 2015	FY 2015
Decision Item	ACTUAL	ACTUAL	BUDGET	BUDGET	DEPT REQ	DEPT REQ	GOV REC	GOV REC
Budget Object Class	DOLLAR	FTE	DOLLAR	FTE	DOLLAR	FTE	DOLLAR	FTE
<b>COTTONWOOD RESIDENTL TRMT CTR</b>								
<b>Pay Plan FY14-Cost to Continue - 0000014</b>								
SR OFC SUPPORT ASST (CLERICAL)	0	0.00	0	0.00	125	0.00	125	0.00
ADMIN OFFICE SUPPORT ASSISTANT	0	0.00	0	0.00	250	0.00	250	0.00
OFFICE SUPPORT ASST (KEYBRD)	0	0.00	0	0.00	500	0.00	500	0.00
ACCOUNT CLERK I	0	0.00	0	0.00	250	0.00	250	0.00
ACCOUNT CLERK II	0	0.00	0	0.00	250	0.00	250	0.00
ACCOUNTANT II	0	0.00	0	0.00	250	0.00	250	0.00
PERSONNEL ANAL II	0	0.00	0	0.00	250	0.00	250	0.00
TRAINING TECH I	0	0.00	0	0.00	250	0.00	250	0.00
HEALTH INFORMATION TECH II	0	0.00	0	0.00	150	0.00	150	0.00
PSYCHIATRIC TECHNICIAN I	0	0.00	0	0.00	9,101	0.00	9,101	0.00
PSYCHIATRIC TECHNICIAN II	0	0.00	0	0.00	2,000	0.00	2,000	0.00
LPN II GEN	0	0.00	0	0.00	500	0.00	500	0.00
REGISTERED NURSE	0	0.00	0	0.00	500	0.00	500	0.00
REGISTERED NURSE SENIOR	0	0.00	0	0.00	125	0.00	125	0.00
REGISTERED NURSE SUPERVISOR	0	0.00	0	0.00	250	0.00	250	0.00
LICENSED PROFESSIONAL CNSLR II	0	0.00	0	0.00	750	0.00	750	0.00
RECREATIONAL THER I	0	0.00	0	0.00	250	0.00	250	0.00
RECREATIONAL THER II	0	0.00	0	0.00	250	0.00	250	0.00
CHILDRENS PSY CARE SPV	0	0.00	0	0.00	2,900	0.00	2,900	0.00
UNIT PROGRAM SPV MH	0	0.00	0	0.00	250	0.00	250	0.00
QUALITY ASSURANCE SPEC MH	0	0.00	0	0.00	250	0.00	250	0.00
CLINICAL CASEWORK ASST II	0	0.00	0	0.00	250	0.00	250	0.00
LICENSED CLINICAL SOCIAL WKR	0	0.00	0	0.00	500	0.00	500	0.00
FISCAL & ADMINISTRATIVE MGR B1	0	0.00	0	0.00	250	0.00	250	0.00
MENTAL HEALTH MGR B1	0	0.00	0	0.00	250	0.00	250	0.00
MENTAL HEALTH MGR B3	0	0.00	0	0.00	250	0.00	250	0.00
MISCELLANEOUS PROFESSIONAL	0	0.00	0	0.00	50	0.00	50	0.00
INSTRUCTOR	0	0.00	0	0.00	108	0.00	108	0.00

1/29/14 14:24

im\_didetail

**REPORT 10 - FY 2015 GOVERNOR RECOMMENDS**

**DECISION ITEM DETAIL**

Budget Unit	FY 2013	FY 2013	FY 2014	FY 2014	FY 2015	FY 2015	FY 2015	FY 2015
Decision Item	ACTUAL	ACTUAL	BUDGET	BUDGET	DEPT REQ	DEPT REQ	GOV REC	GOV REC
Budget Object Class	DOLLAR	FTE	DOLLAR	FTE	DOLLAR	FTE	DOLLAR	FTE
<b>COTTONWOOD RESIDENTL TRMT CTR</b>								
Pay Plan FY14-Cost to Continue - 0000014								
DIRECT CARE AIDE	0	0.00	0	0.00	700	0.00	700	0.00
TOTAL - PS	0	0.00	0	0.00	21,759	0.00	21,759	0.00
<b>GRAND TOTAL</b>	<b>\$0</b>	<b>0.00</b>	<b>\$0</b>	<b>0.00</b>	<b>\$21,759</b>	<b>0.00</b>	<b>\$21,759</b>	<b>0.00</b>
GENERAL REVENUE	\$0	0.00	\$0	0.00	\$8,898	0.00	\$8,898	0.00
FEDERAL FUNDS	\$0	0.00	\$0	0.00	\$12,861	0.00	\$12,861	0.00
OTHER FUNDS	\$0	0.00	\$0	0.00	\$0	0.00	\$0	0.00

**REPORT 10 - FY 2015 GOVERNOR RECOMMENDS**

**DECISION ITEM DETAIL**

Budget Unit	FY 2013	FY 2013	FY 2014	FY 2014	FY 2015	FY 2015	FY 2015	FY 2015
Decision Item	ACTUAL	ACTUAL	BUDGET	BUDGET	DEPT REQ	DEPT REQ	GOV REC	GOV REC
Budget Object Class	DOLLAR	FTE	DOLLAR	FTE	DOLLAR	FTE	DOLLAR	FTE
<b>DD ADMIN</b>								
<b>Pay Plan FY14-Cost to Continue - 0000014</b>								
SR OFC SUPPORT ASST (KEYBRD)	0	0.00	0	0.00	540	0.00	540	0.00
MANAGEMENT ANALYSIS SPEC II	0	0.00	0	0.00	250	0.00	250	0.00
PROGRAM SPECIALIST II MH	0	0.00	0	0.00	2,963	0.00	2,963	0.00
PROGRAM COORD DMH DOHSS	0	0.00	0	0.00	250	0.00	250	0.00
FISCAL & ADMINISTRATIVE MGR B2	0	0.00	0	0.00	500	0.00	500	0.00
MENTAL HEALTH MGR B1	0	0.00	0	0.00	250	0.00	250	0.00
MENTAL HEALTH MGR B2	0	0.00	0	0.00	1,000	0.00	1,000	0.00
DIVISION DIRECTOR	0	0.00	0	0.00	250	0.00	250	0.00
DEPUTY DIVISION DIRECTOR	0	0.00	0	0.00	500	0.00	500	0.00
DESIGNATED PRINCIPAL ASST DIV	0	0.00	0	0.00	250	0.00	250	0.00
PROJECT SPECIALIST	0	0.00	0	0.00	158	0.00	158	0.00
CLERK	0	0.00	0	0.00	63	0.00	63	0.00
MISCELLANEOUS PROFESSIONAL	0	0.00	0	0.00	30	0.00	30	0.00
SPECIAL ASST OFFICE & CLERICAL	0	0.00	0	0.00	840	0.00	840	0.00
<b>TOTAL - PS</b>	<b>0</b>	<b>0.00</b>	<b>0</b>	<b>0.00</b>	<b>7,844</b>	<b>0.00</b>	<b>7,844</b>	<b>0.00</b>
<b>GRAND TOTAL</b>	<b>\$0</b>	<b>0.00</b>	<b>\$0</b>	<b>0.00</b>	<b>\$7,844</b>	<b>0.00</b>	<b>\$7,844</b>	<b>0.00</b>
<b>GENERAL REVENUE</b>	<b>\$0</b>	<b>0.00</b>	<b>\$0</b>	<b>0.00</b>	<b>\$6,593</b>	<b>0.00</b>	<b>\$6,593</b>	<b>0.00</b>
<b>FEDERAL FUNDS</b>	<b>\$0</b>	<b>0.00</b>	<b>\$0</b>	<b>0.00</b>	<b>\$1,251</b>	<b>0.00</b>	<b>\$1,251</b>	<b>0.00</b>
<b>OTHER FUNDS</b>	<b>\$0</b>	<b>0.00</b>	<b>\$0</b>	<b>0.00</b>	<b>\$0</b>	<b>0.00</b>	<b>\$0</b>	<b>0.00</b>

**REPORT 10 - FY 2015 GOVERNOR RECOMMENDS**

**DECISION ITEM DETAIL**

Budget Unit	FY 2013	FY 2013	FY 2014	FY 2014	FY 2015	FY 2015	FY 2015	FY 2015
Decision Item	ACTUAL	ACTUAL	BUDGET	BUDGET	DEPT REQ	DEPT REQ	GOV REC	GOV REC
Budget Object Class	DOLLAR	FTE	DOLLAR	FTE	DOLLAR	FTE	DOLLAR	FTE
<b>COMMUNITY PROGRAMS</b>								
<b>Pay Plan FY14-Cost to Continue - 0000014</b>								
ADMIN OFFICE SUPPORT ASSISTANT	0	0.00	0	0.00	250	0.00	500	0.00
OFFICE SUPPORT ASST (KEYBRD)	0	0.00	0	0.00	0	0.00	250	0.00
SR OFC SUPPORT ASST (KEYBRD)	0	0.00	0	0.00	250	0.00	250	0.00
RESEARCH ANAL III	0	0.00	0	0.00	250	0.00	250	0.00
MANAGEMENT ANALYSIS SPEC II	0	0.00	0	0.00	255	0.00	255	0.00
REGISTERED NURSE - CLIN OPERS	0	0.00	0	0.00	251	0.00	251	0.00
PSYCHOLOGIST II	0	0.00	0	0.00	0	0.00	500	0.00
PROGRAM SPECIALIST II MH	0	0.00	0	0.00	250	0.00	250	0.00
MEDICAID TECHNICIAN	0	0.00	0	0.00	125	0.00	125	0.00
MENTAL HEALTH MGR B1	0	0.00	0	0.00	250	0.00	250	0.00
MENTAL HEALTH MGR B2	0	0.00	0	0.00	585	0.00	835	0.00
MENTAL HEALTH MGR B3	0	0.00	0	0.00	250	0.00	250	0.00
DESIGNATED PRINCIPAL ASST DEPT	0	0.00	0	0.00	58	0.00	121	0.00
DESIGNATED PRINCIPAL ASST DIV	0	0.00	0	0.00	0	0.00	500	0.00
MISCELLANEOUS PROFESSIONAL	0	0.00	0	0.00	270	0.00	393	0.00
SPECIAL ASST OFFICIAL & ADMSTR	0	0.00	0	0.00	595	0.00	595	0.00
SPECIAL ASST PROFESSIONAL	0	0.00	0	0.00	0	0.00	500	0.00
SPECIAL ASST OFFICE & CLERICAL	0	0.00	0	0.00	0	0.00	200	0.00
<b>TOTAL - PS</b>	<b>0</b>	<b>0.00</b>	<b>0</b>	<b>0.00</b>	<b>3,639</b>	<b>0.00</b>	<b>6,275</b>	<b>0.00</b>
<b>GRAND TOTAL</b>	<b>\$0</b>	<b>0.00</b>	<b>\$0</b>	<b>0.00</b>	<b>\$3,639</b>	<b>0.00</b>	<b>\$6,275</b>	<b>0.00</b>
GENERAL REVENUE	\$0	0.00	\$0	0.00	\$2,731	0.00	\$2,731	0.00
FEDERAL FUNDS	\$0	0.00	\$0	0.00	\$908	0.00	\$3,544	0.00
OTHER FUNDS	\$0	0.00	\$0	0.00	\$0	0.00	\$0	0.00

1/29/14 14:24

im\_didetail

**REPORT 10 - FY 2015 GOVERNOR RECOMMENDS**

**DECISION ITEM DETAIL**

Budget Unit	FY 2013	FY 2013	FY 2014	FY 2014	FY 2015	FY 2015	FY 2015	FY 2015
Decision Item	ACTUAL	ACTUAL	BUDGET	BUDGET	DEPT REQ	DEPT REQ	GOV REC	GOV REC
Budget Object Class	DOLLAR	FTE	DOLLAR	FTE	DOLLAR	FTE	DOLLAR	FTE
<b>DD COMMUNITY SUPPORT STAFF</b>								
<b>Pay Plan FY14-Cost to Continue - 0000014</b>								
ADMIN OFFICE SUPPORT ASSISTANT	0	0.00	0	0.00	250	0.00	0	0.00
OFFICE SUPPORT ASST (KEYBRD)	0	0.00	0	0.00	250	0.00	0	0.00
REGISTERED NURSE	0	0.00	0	0.00	125	0.00	0	0.00
REGISTERED NURSE SENIOR	0	0.00	0	0.00	2,875	0.00	0	0.00
PSYCHOLOGIST II	0	0.00	0	0.00	500	0.00	0	0.00
HABILITATION SPECIALIST I	0	0.00	0	0.00	1,250	0.00	0	0.00
HABILITATION SPECIALIST II	0	0.00	0	0.00	6,250	0.00	0	0.00
HABILITATION SPV	0	0.00	0	0.00	500	0.00	0	0.00
LICENSED BEHAVIOR ANALYST	0	0.00	0	0.00	500	0.00	0	0.00
CASE MGR I DD	0	0.00	0	0.00	6,750	0.00	6,750	0.00
CASE MGR II DD	0	0.00	0	0.00	41,545	0.00	39,295	0.00
CASE MGR III DD	0	0.00	0	0.00	9,300	0.00	5,550	0.00
CASE MANAGEMENT/ASSESSMENT SPV	0	0.00	0	0.00	5,500	0.00	2,500	0.00
DEV DIS COMMUNITY WORKER I	0	0.00	0	0.00	1,000	0.00	0	0.00
DEV DIS COMMUNITY WORKER II	0	0.00	0	0.00	7,250	0.00	0	0.00
DEV DIS COMMUNITY SPECIALIST	0	0.00	0	0.00	7,000	0.00	0	0.00
DEV DIS COMMUNITY PROG COORD	0	0.00	0	0.00	10,000	0.00	0	0.00
VENDOR SERVICES COOR MH	0	0.00	0	0.00	6,000	0.00	0	0.00
QUALITY ASSURANCE SPEC MH	0	0.00	0	0.00	3,500	0.00	0	0.00
MENTAL HEALTH MGR B1	0	0.00	0	0.00	2,500	0.00	0	0.00
DESIGNATED PRINCIPAL ASST DEPT	0	0.00	0	0.00	63	0.00	0	0.00
DESIGNATED PRINCIPAL ASST DIV	0	0.00	0	0.00	250	0.00	0	0.00
MISCELLANEOUS PROFESSIONAL	0	0.00	0	0.00	123	0.00	0	0.00
SPECIAL ASST PROFESSIONAL	0	0.00	0	0.00	750	0.00	0	0.00
SPECIAL ASST OFFICE & CLERICAL	0	0.00	0	0.00	200	0.00	0	0.00
<b>TOTAL - PS</b>	<b>0</b>	<b>0.00</b>	<b>0</b>	<b>0.00</b>	<b>114,231</b>	<b>0.00</b>	<b>54,095</b>	<b>0.00</b>
<b>GRAND TOTAL</b>	<b>\$0</b>	<b>0.00</b>	<b>\$0</b>	<b>0.00</b>	<b>\$114,231</b>	<b>0.00</b>	<b>\$54,095</b>	<b>0.00</b>
<b>GENERAL REVENUE</b>	<b>\$0</b>	<b>0.00</b>	<b>\$0</b>	<b>0.00</b>	<b>\$42,925</b>	<b>0.00</b>	<b>\$7,175</b>	<b>0.00</b>
<b>FEDERAL FUNDS</b>	<b>\$0</b>	<b>0.00</b>	<b>\$0</b>	<b>0.00</b>	<b>\$71,306</b>	<b>0.00</b>	<b>\$46,920</b>	<b>0.00</b>
<b>OTHER FUNDS</b>	<b>\$0</b>	<b>0.00</b>	<b>\$0</b>	<b>0.00</b>	<b>\$0</b>	<b>0.00</b>	<b>\$0</b>	<b>0.00</b>

1/29/14 14:24

im\_didetail

**REPORT 10 - FY 2015 GOVERNOR RECOMMENDS**

**DECISION ITEM DETAIL**

Budget Unit	FY 2013	FY 2013	FY 2014	FY 2014	FY 2015	FY 2015	FY 2015	FY 2015
Decision Item	ACTUAL	ACTUAL	BUDGET	BUDGET	DEPT REQ	DEPT REQ	GOV REC	GOV REC
Budget Object Class	DOLLAR	FTE	DOLLAR	FTE	DOLLAR	FTE	DOLLAR	FTE
<b>DEV DISABILITIES GRANT (DDA)</b>								
<b>Pay Plan FY14-Cost to Continue - 0000014</b>								
SR OFC SUPPORT ASST (KEYBRD)	0	0.00	0	0.00	250	0.00	250	0.00
PROGRAM SPECIALIST II MH	0	0.00	0	0.00	1,000	0.00	1,000	0.00
MENTAL HEALTH MGR B2	0	0.00	0	0.00	250	0.00	250	0.00
PROJECT SPECIALIST	0	0.00	0	0.00	120	0.00	120	0.00
CLERK	0	0.00	0	0.00	13	0.00	13	0.00
MISCELLANEOUS PROFESSIONAL	0	0.00	0	0.00	113	0.00	113	0.00
PRINCIPAL ASST BOARD/COMMISSON	0	0.00	0	0.00	250	0.00	250	0.00
<b>TOTAL - PS</b>	<b>0</b>	<b>0.00</b>	<b>0</b>	<b>0.00</b>	<b>1,996</b>	<b>0.00</b>	<b>1,996</b>	<b>0.00</b>
<b>GRAND TOTAL</b>	<b>\$0</b>	<b>0.00</b>	<b>\$0</b>	<b>0.00</b>	<b>\$1,996</b>	<b>0.00</b>	<b>\$1,996</b>	<b>0.00</b>
<b>GENERAL REVENUE</b>	<b>\$0</b>	<b>0.00</b>	<b>\$0</b>	<b>0.00</b>	<b>\$0</b>	<b>0.00</b>	<b>\$0</b>	<b>0.00</b>
<b>FEDERAL FUNDS</b>	<b>\$0</b>	<b>0.00</b>	<b>\$0</b>	<b>0.00</b>	<b>\$1,996</b>	<b>0.00</b>	<b>\$1,996</b>	<b>0.00</b>
<b>OTHER FUNDS</b>	<b>\$0</b>	<b>0.00</b>	<b>\$0</b>	<b>0.00</b>	<b>\$0</b>	<b>0.00</b>	<b>\$0</b>	<b>0.00</b>

**REPORT 10 - FY 2015 GOVERNOR RECOMMENDS**

**DECISION ITEM DETAIL**

Budget Unit	FY 2013	FY 2013	FY 2014	FY 2014	FY 2015	FY 2015	FY 2015	FY 2015
Decision Item	ACTUAL	ACTUAL	BUDGET	BUDGET	DEPT REQ	DEPT REQ	GOV REC	GOV REC
Budget Object Class	DOLLAR	FTE	DOLLAR	FTE	DOLLAR	FTE	DOLLAR	FTE
<b>ALBANY RO</b>								
<b>Pay Plan FY14-Cost to Continue - 0000014</b>								
SR OFC SUPPORT ASST (CLERICAL)	0	0.00	0	0.00	250	0.00	250	0.00
ADMIN OFFICE SUPPORT ASSISTANT	0	0.00	0	0.00	250	0.00	250	0.00
OFFICE SUPPORT ASST (KEYBRD)	0	0.00	0	0.00	1,063	0.00	1,063	0.00
ACCOUNT CLERK II	0	0.00	0	0.00	750	0.00	750	0.00
REIMBURSEMENT OFFICER I	0	0.00	0	0.00	250	0.00	250	0.00
REGISTERED NURSE SENIOR	0	0.00	0	0.00	328	0.00	578	0.00
HABILITATION SPECIALIST II	0	0.00	0	0.00	0	0.00	500	0.00
LICENSED PROFESSIONAL CNSLR II	0	0.00	0	0.00	250	0.00	250	0.00
DEV DIS COMMUNITY WORKER II	0	0.00	0	0.00	0	0.00	1,000	0.00
DEV DIS COMMUNITY SPECIALIST	0	0.00	0	0.00	0	0.00	750	0.00
DEV DIS COMMUNITY PROG COORD	0	0.00	0	0.00	0	0.00	563	0.00
VENDOR SERVICES COOR MH	0	0.00	0	0.00	0	0.00	250	0.00
QUALITY ASSURANCE SPEC MH	0	0.00	0	0.00	750	0.00	750	0.00
FISCAL & ADMINISTRATIVE MGR B2	0	0.00	0	0.00	125	0.00	125	0.00
MENTAL HEALTH MGR B1	0	0.00	0	0.00	0	0.00	250	0.00
MENTAL HEALTH MGR B2	0	0.00	0	0.00	250	0.00	250	0.00
MISCELLANEOUS TECHNICAL	0	0.00	0	0.00	185	0.00	185	0.00
SPECIAL ASST OFFICIAL & ADMSTR	0	0.00	0	0.00	250	0.00	250	0.00
<b>TOTAL - PS</b>	<b>0</b>	<b>0.00</b>	<b>0</b>	<b>0.00</b>	<b>4,701</b>	<b>0.00</b>	<b>8,264</b>	<b>0.00</b>
<b>GRAND TOTAL</b>	<b>\$0</b>	<b>0.00</b>	<b>\$0</b>	<b>0.00</b>	<b>\$4,701</b>	<b>0.00</b>	<b>\$8,264</b>	<b>0.00</b>
<b>GENERAL REVENUE</b>	<b>\$0</b>	<b>0.00</b>	<b>\$0</b>	<b>0.00</b>	<b>\$4,623</b>	<b>0.00</b>	<b>\$7,123</b>	<b>0.00</b>
<b>FEDERAL FUNDS</b>	<b>\$0</b>	<b>0.00</b>	<b>\$0</b>	<b>0.00</b>	<b>\$78</b>	<b>0.00</b>	<b>\$1,141</b>	<b>0.00</b>
<b>OTHER FUNDS</b>	<b>\$0</b>	<b>0.00</b>	<b>\$0</b>	<b>0.00</b>	<b>\$0</b>	<b>0.00</b>	<b>\$0</b>	<b>0.00</b>

1/29/14 14:24

im\_didetail

**REPORT 10 - FY 2015 GOVERNOR RECOMMENDS**

**DECISION ITEM DETAIL**

Budget Unit	FY 2013	FY 2013	FY 2014	FY 2014	FY 2015	FY 2015	FY 2015	FY 2015
Decision Item	ACTUAL	ACTUAL	BUDGET	BUDGET	DEPT REQ	DEPT REQ	GOV REC	GOV REC
Budget Object Class	DOLLAR	FTE	DOLLAR	FTE	DOLLAR	FTE	DOLLAR	FTE
<b>CENTRAL MO RO</b>								
<b>Pay Plan FY14-Cost to Continue - 0000014</b>								
ADMIN OFFICE SUPPORT ASSISTANT	0	0.00	0	0.00	250	0.00	250	0.00
OFFICE SUPPORT ASST (KEYBRD)	0	0.00	0	0.00	1,625	0.00	1,625	0.00
SR OFC SUPPORT ASST (KEYBRD)	0	0.00	0	0.00	990	0.00	990	0.00
ACCOUNT CLERK II	0	0.00	0	0.00	1,000	0.00	1,000	0.00
ACCOUNTANT I	0	0.00	0	0.00	750	0.00	750	0.00
ACCOUNTANT II	0	0.00	0	0.00	250	0.00	250	0.00
TRAINING TECH I	0	0.00	0	0.00	250	0.00	250	0.00
ASST CENTER DIR ADMIN	0	0.00	0	0.00	125	0.00	125	0.00
REIMBURSEMENT OFFICER I	0	0.00	0	0.00	250	0.00	250	0.00
PERSONNEL CLERK	0	0.00	0	0.00	250	0.00	250	0.00
REGISTERED NURSE SENIOR	0	0.00	0	0.00	250	0.00	1,250	0.00
HABILITATION SPECIALIST II	0	0.00	0	0.00	0	0.00	1,250	0.00
HABILITATION SPV	0	0.00	0	0.00	0	0.00	250	0.00
LICENSED BEHAVIOR ANALYST	0	0.00	0	0.00	0	0.00	250	0.00
DEV DIS COMMUNITY WORKER II	0	0.00	0	0.00	0	0.00	2,000	0.00
DEV DIS COMMUNITY SPECIALIST	0	0.00	0	0.00	0	0.00	750	0.00
DEV DIS COMMUNITY PROG COORD	0	0.00	0	0.00	0	0.00	1,375	0.00
VENDOR SERVICES COOR MH	0	0.00	0	0.00	0	0.00	1,000	0.00
QUALITY ASSURANCE SPEC MH	0	0.00	0	0.00	0	0.00	250	0.00
MENTAL HEALTH MGR B1	0	0.00	0	0.00	250	0.00	250	0.00
MENTAL HEALTH MGR B2	0	0.00	0	0.00	250	0.00	250	0.00
MISCELLANEOUS TECHNICAL	0	0.00	0	0.00	123	0.00	123	0.00
SPECIAL ASST OFFICIAL & ADMSTR	0	0.00	0	0.00	250	0.00	250	0.00
<b>TOTAL - PS</b>	<b>0</b>	<b>0.00</b>	<b>0</b>	<b>0.00</b>	<b>6,863</b>	<b>0.00</b>	<b>14,988</b>	<b>0.00</b>
<b>GRAND TOTAL</b>	<b>\$0</b>	<b>0.00</b>	<b>\$0</b>	<b>0.00</b>	<b>\$6,863</b>	<b>0.00</b>	<b>\$14,988</b>	<b>0.00</b>
GENERAL REVENUE	\$0	0.00	\$0	0.00	\$6,613	0.00	\$12,613	0.00
FEDERAL FUNDS	\$0	0.00	\$0	0.00	\$250	0.00	\$2,375	0.00
OTHER FUNDS	\$0	0.00	\$0	0.00	\$0	0.00	\$0	0.00

1/29/14 14:24

im\_didetail



**REPORT 10 - FY 2015 GOVERNOR RECOMMENDS**

**DECISION ITEM DETAIL**

Budget Unit	FY 2013	FY 2013	FY 2014	FY 2014	FY 2015	FY 2015	FY 2015	FY 2015
Decision Item	ACTUAL	ACTUAL	BUDGET	BUDGET	DEPT REQ	DEPT REQ	GOV REC	GOV REC
Budget Object Class	DOLLAR	FTE	DOLLAR	FTE	DOLLAR	FTE	DOLLAR	FTE
<b>HANNIBAL RO</b>								
<b>Pay Plan FY14-Cost to Continue - 0000014</b>								
ADMIN OFFICE SUPPORT ASSISTANT	0	0.00	0	0.00	250	0.00	250	0.00
OFFICE SUPPORT ASST (KEYBRD)	0	0.00	0	0.00	500	0.00	500	0.00
SR OFC SUPPORT ASST (KEYBRD)	0	0.00	0	0.00	1,250	0.00	1,250	0.00
ACCOUNT CLERK II	0	0.00	0	0.00	250	0.00	250	0.00
ACCOUNTANT I	0	0.00	0	0.00	500	0.00	500	0.00
ASST CENTER DIR ADMIN	0	0.00	0	0.00	125	0.00	125	0.00
REIMBURSEMENT OFFICER I	0	0.00	0	0.00	250	0.00	250	0.00
CUSTODIAL WORKER I	0	0.00	0	0.00	175	0.00	175	0.00
REGISTERED NURSE IV	0	0.00	0	0.00	250	0.00	250	0.00
REGISTERED NURSE SENIOR	0	0.00	0	0.00	500	0.00	1,250	0.00
REGISTERED NURSE - CLIN OPERS	0	0.00	0	0.00	250	0.00	250	0.00
DEV DIS COMMUNITY SPECIALIST	0	0.00	0	0.00	0	0.00	250	0.00
DEV DIS COMMUNITY PROG COORD	0	0.00	0	0.00	0	0.00	250	0.00
VENDOR SERVICES COOR MH	0	0.00	0	0.00	0	0.00	250	0.00
QUALITY ASSURANCE SPEC MH	0	0.00	0	0.00	250	0.00	500	0.00
MENTAL HEALTH MGR B1	0	0.00	0	0.00	8	0.00	508	0.00
MENTAL HEALTH MGR B2	0	0.00	0	0.00	250	0.00	250	0.00
MISCELLANEOUS TECHNICAL	0	0.00	0	0.00	125	0.00	125	0.00
SPECIALASST OFFICIAL & ADMSTR	0	0.00	0	0.00	250	0.00	250	0.00
<b>TOTAL - PS</b>	<b>0</b>	<b>0.00</b>	<b>0</b>	<b>0.00</b>	<b>5,183</b>	<b>0.00</b>	<b>7,433</b>	<b>0.00</b>
<b>GRAND TOTAL</b>	<b>\$0</b>	<b>0.00</b>	<b>\$0</b>	<b>0.00</b>	<b>\$5,183</b>	<b>0.00</b>	<b>\$7,433</b>	<b>0.00</b>
<b>GENERAL REVENUE</b>	<b>\$0</b>	<b>0.00</b>	<b>\$0</b>	<b>0.00</b>	<b>\$4,933</b>	<b>0.00</b>	<b>\$6,683</b>	<b>0.00</b>
<b>FEDERAL FUNDS</b>	<b>\$0</b>	<b>0.00</b>	<b>\$0</b>	<b>0.00</b>	<b>\$250</b>	<b>0.00</b>	<b>\$750</b>	<b>0.00</b>
<b>OTHER FUNDS</b>	<b>\$0</b>	<b>0.00</b>	<b>\$0</b>	<b>0.00</b>	<b>\$0</b>	<b>0.00</b>	<b>\$0</b>	<b>0.00</b>

1/29/14 14:24

im\_didetail

**REPORT 10 - FY 2015 GOVERNOR RECOMMENDS**

**DECISION ITEM DETAIL**

Budget Unit	FY 2013	FY 2013	FY 2014	FY 2014	FY 2015	FY 2015	FY 2015	FY 2015
Decision Item	ACTUAL	ACTUAL	BUDGET	BUDGET	DEPT REQ	DEPT REQ	GOV REC	GOV REC
Budget Object Class	DOLLAR	FTE	DOLLAR	FTE	DOLLAR	FTE	DOLLAR	FTE
<b>JOPLIN RO</b>								
<b>Pay Plan FY14-Cost to Continue - 0000014</b>								
ADMIN OFFICE SUPPORT ASSISTANT	0	0.00	0	0.00	500	0.00	500	0.00
OFFICE SUPPORT ASST (KEYBRD)	0	0.00	0	0.00	250	0.00	500	0.00
ACCOUNT CLERK II	0	0.00	0	0.00	500	0.00	500	0.00
ACCOUNTANT I	0	0.00	0	0.00	250	0.00	250	0.00
RESEARCH ANAL II	0	0.00	0	0.00	133	0.00	133	0.00
TRAINING TECH II	0	0.00	0	0.00	250	0.00	250	0.00
ASST CENTER DIR ADMIN	0	0.00	0	0.00	125	0.00	125	0.00
REGISTERED NURSE SENIOR	0	0.00	0	0.00	375	0.00	500	0.00
BEHAVIOR INTERVENTION TECH DD	0	0.00	0	0.00	500	0.00	500	0.00
DEV DIS COMMUNITY WORKER I	0	0.00	0	0.00	0	0.00	250	0.00
DEV DIS COMMUNITY WORKER II	0	0.00	0	0.00	0	0.00	750	0.00
DEV DIS COMMUNITY SPECIALIST	0	0.00	0	0.00	0	0.00	500	0.00
DEV DIS COMMUNITY PROG COORD	0	0.00	0	0.00	0	0.00	875	0.00
VENDOR SERVICES COOR MH	0	0.00	0	0.00	0	0.00	500	0.00
QUALITY ASSURANCE SPEC MH	0	0.00	0	0.00	500	0.00	500	0.00
MENTAL HEALTH MGR B2	0	0.00	0	0.00	250	0.00	250	0.00
MISCELLANEOUS TECHNICAL	0	0.00	0	0.00	35	0.00	35	0.00
SPECIALASST OFFICIAL & ADMSTR	0	0.00	0	0.00	250	0.00	250	0.00
SPECIALASST PROFESSIONAL	0	0.00	0	0.00	0	0.00	250	0.00
<b>TOTAL - PS</b>	<b>0</b>	<b>0.00</b>	<b>0</b>	<b>0.00</b>	<b>3,918</b>	<b>0.00</b>	<b>7,418</b>	<b>0.00</b>
<b>GRAND TOTAL</b>	<b>\$0</b>	<b>0.00</b>	<b>\$0</b>	<b>0.00</b>	<b>\$3,918</b>	<b>0.00</b>	<b>\$7,418</b>	<b>0.00</b>
<b>GENERAL REVENUE</b>	<b>\$0</b>	<b>0.00</b>	<b>\$0</b>	<b>0.00</b>	<b>\$3,918</b>	<b>0.00</b>	<b>\$6,543</b>	<b>0.00</b>
<b>FEDERAL FUNDS</b>	<b>\$0</b>	<b>0.00</b>	<b>\$0</b>	<b>0.00</b>	<b>\$0</b>	<b>0.00</b>	<b>\$875</b>	<b>0.00</b>
<b>OTHER FUNDS</b>	<b>\$0</b>	<b>0.00</b>	<b>\$0</b>	<b>0.00</b>	<b>\$0</b>	<b>0.00</b>	<b>\$0</b>	<b>0.00</b>

1/29/14 14:24

im\_didetall

**REPORT 10 - FY 2015 GOVERNOR RECOMMENDS**

**DECISION ITEM DETAIL**

Budget Unit	FY 2013	FY 2013	FY 2014	FY 2014	FY 2015	FY 2015	FY 2015	FY 2015
Decision Item	ACTUAL	ACTUAL	BUDGET	BUDGET	DEPT REQ	DEPT REQ	GOV REC	GOV REC
Budget Object Class	DOLLAR	FTE	DOLLAR	FTE	DOLLAR	FTE	DOLLAR	FTE
<b>KANSAS CITY RO</b>								
<b>Pay Plan FY14-Cost to Continue - 0000014</b>								
ADMIN OFFICE SUPPORT ASSISTANT	0	0.00	0	0.00	250	0.00	250	0.00
OFFICE SUPPORT ASST (KEYBRD)	0	0.00	0	0.00	2,055	0.00	2,055	0.00
SR OFC SUPPORT ASST (KEYBRD)	0	0.00	0	0.00	500	0.00	500	0.00
ACCOUNT CLERK I	0	0.00	0	0.00	250	0.00	250	0.00
ACCOUNTANT I	0	0.00	0	0.00	1,500	0.00	1,500	0.00
ACCOUNTANT II	0	0.00	0	0.00	500	0.00	500	0.00
PERSONNEL ANAL I	0	0.00	0	0.00	250	0.00	250	0.00
REIMBURSEMENT OFFICER I	0	0.00	0	0.00	250	0.00	250	0.00
REIMBURSEMENT OFFICER II	0	0.00	0	0.00	250	0.00	250	0.00
REGISTERED NURSE SENIOR	0	0.00	0	0.00	500	0.00	1,750	0.00
BEHAVIOR INTERVENTION TECH DD	0	0.00	0	0.00	250	0.00	250	0.00
ASSOC PSYCHOLOGIST II	0	0.00	0	0.00	250	0.00	250	0.00
HABILITATION SPECIALIST I	0	0.00	0	0.00	0	0.00	250	0.00
HABILITATION SPECIALIST II	0	0.00	0	0.00	0	0.00	1,125	0.00
HABILITATION SPV	0	0.00	0	0.00	0	0.00	250	0.00
LICENSED PROFESSIONAL CNSLR II	0	0.00	0	0.00	500	0.00	500	0.00
LICENSED BEHAVIOR ANALYST	0	0.00	0	0.00	0	0.00	250	0.00
DEV DIS COMMUNITY WORKER II	0	0.00	0	0.00	0	0.00	1,250	0.00
DEV DIS COMMUNITY SPECIALIST	0	0.00	0	0.00	0	0.00	1,000	0.00
DEV DIS COMMUNITY PROG COORD	0	0.00	0	0.00	0	0.00	2,000	0.00
VENDOR SERVICES COOR MH	0	0.00	0	0.00	0	0.00	1,250	0.00
QUALITY ASSURANCE SPEC MH	0	0.00	0	0.00	500	0.00	2,000	0.00
FISCAL & ADMINISTRATIVE MGR B2	0	0.00	0	0.00	125	0.00	125	0.00
MENTAL HEALTH MGR B1	0	0.00	0	0.00	250	0.00	500	0.00
MENTAL HEALTH MGR B2	0	0.00	0	0.00	250	0.00	250	0.00
MISCELLANEOUS TECHNICAL	0	0.00	0	0.00	123	0.00	123	0.00

**REPORT 10 - FY 2015 GOVERNOR RECOMMENDS**

**DECISION ITEM DETAIL**

Budget Unit	FY 2013	FY 2013	FY 2014	FY 2014	FY 2015	FY 2015	FY 2015	FY 2015
Decision Item	ACTUAL	ACTUAL	BUDGET	BUDGET	DEPT REQ	DEPT REQ	GOV REC	GOV REC
Budget Object Class	DOLLAR	FTE	DOLLAR	FTE	DOLLAR	FTE	DOLLAR	FTE
<b>KANSAS CITY RO</b>								
<b>Pay Plan FY14-Cost to Continue - 0000014</b>								
SPECIAL ASST OFFICIAL & ADMSTR	0	0.00	0	0.00	250	0.00	250	0.00
TOTAL - PS	0	0.00	0	0.00	8,803	0.00	19,178	0.00
<b>GRAND TOTAL</b>	<b>\$0</b>	<b>0.00</b>	<b>\$0</b>	<b>0.00</b>	<b>\$8,803</b>	<b>0.00</b>	<b>\$19,178</b>	<b>0.00</b>
GENERAL REVENUE	\$0	0.00	\$0	0.00	\$8,303	0.00	\$12,803	0.00
FEDERAL FUNDS	\$0	0.00	\$0	0.00	\$500	0.00	\$6,375	0.00
OTHER FUNDS	\$0	0.00	\$0	0.00	\$0	0.00	\$0	0.00

**REPORT 10 - FY 2015 GOVERNOR RECOMMENDS**

**DECISION ITEM DETAIL**

Budget Unit	FY 2013	FY 2013	FY 2014	FY 2014	FY 2015	FY 2015	FY 2015	FY 2015
Decision Item	ACTUAL	ACTUAL	BUDGET	BUDGET	DEPT REQ	DEPT REQ	GOV REC	GOV REC
Budget Object Class	DOLLAR	FTE	DOLLAR	FTE	DOLLAR	FTE	DOLLAR	FTE
<b>KIRKSVILLE RO</b>								
<b>Pay Plan FY14-Cost to Continue - 0000014</b>								
OFFICE SUPPORT ASST (STENO)	0	0.00	0	0.00	500	0.00	500	0.00
SR OFC SUPPORT ASST (STENO)	0	0.00	0	0.00	250	0.00	250	0.00
ACCOUNTANT I	0	0.00	0	0.00	500	0.00	500	0.00
TRAINING TECH I	0	0.00	0	0.00	250	0.00	250	0.00
ASST CENTER DIR ADMIN	0	0.00	0	0.00	125	0.00	125	0.00
REGISTERED NURSE SENIOR	0	0.00	0	0.00	250	0.00	250	0.00
HABILITATION SPECIALIST I	0	0.00	0	0.00	0	0.00	500	0.00
HABILITATION SPECIALIST II	0	0.00	0	0.00	0	0.00	500	0.00
DEV DIS COMMUNITY WORKER II	0	0.00	0	0.00	0	0.00	1,000	0.00
DEV DIS COMMUNITY SPECIALIST	0	0.00	0	0.00	0	0.00	750	0.00
DEV DIS COMMUNITY PROG COORD	0	0.00	0	0.00	0	0.00	250	0.00
QUALITY ASSURANCE SPEC MH	0	0.00	0	0.00	0	0.00	250	0.00
MENTAL HEALTH MGR B1	0	0.00	0	0.00	0	0.00	250	0.00
MENTAL HEALTH MGR B2	0	0.00	0	0.00	250	0.00	250	0.00
MISCELLANEOUS TECHNICAL	0	0.00	0	0.00	125	0.00	125	0.00
SPECIAL ASST OFFICIAL & ADMSTR	0	0.00	0	0.00	250	0.00	250	0.00
<b>TOTAL - PS</b>	<b>0</b>	<b>0.00</b>	<b>0</b>	<b>0.00</b>	<b>2,500</b>	<b>0.00</b>	<b>6,000</b>	<b>0.00</b>
<b>GRAND TOTAL</b>	<b>\$0</b>	<b>0.00</b>	<b>\$0</b>	<b>0.00</b>	<b>\$2,500</b>	<b>0.00</b>	<b>\$6,000</b>	<b>0.00</b>
<b>GENERAL REVENUE</b>	<b>\$0</b>	<b>0.00</b>	<b>\$0</b>	<b>0.00</b>	<b>\$2,500</b>	<b>0.00</b>	<b>\$5,250</b>	<b>0.00</b>
<b>FEDERAL FUNDS</b>	<b>\$0</b>	<b>0.00</b>	<b>\$0</b>	<b>0.00</b>	<b>\$0</b>	<b>0.00</b>	<b>\$750</b>	<b>0.00</b>
<b>OTHER FUNDS</b>	<b>\$0</b>	<b>0.00</b>	<b>\$0</b>	<b>0.00</b>	<b>\$0</b>	<b>0.00</b>	<b>\$0</b>	<b>0.00</b>

**REPORT 10 - FY 2015 GOVERNOR RECOMMENDS**

**DECISION ITEM DETAIL**

Budget Unit	FY 2013	FY 2013	FY 2014	FY 2014	FY 2015	FY 2015	FY 2015	FY 2015
Decision Item	ACTUAL	ACTUAL	BUDGET	BUDGET	DEPT REQ	DEPT REQ	GOV REC	GOV REC
Budget Object Class	DOLLAR	FTE	DOLLAR	FTE	DOLLAR	FTE	DOLLAR	FTE
<b>POPLAR BLUFF RO</b>								
<b>Pay Plan FY14-Cost to Continue - 0000014</b>								
ADMIN OFFICE SUPPORT ASSISTANT	0	0.00	0	0.00	438	0.00	438	0.00
OFFICE SUPPORT ASST (KEYBRD)	0	0.00	0	0.00	468	0.00	468	0.00
ACCOUNTANT I	0	0.00	0	0.00	250	0.00	250	0.00
REIMBURSEMENT OFFICER I	0	0.00	0	0.00	375	0.00	375	0.00
PERSONNEL CLERK	0	0.00	0	0.00	125	0.00	125	0.00
REGISTERED NURSE SENIOR	0	0.00	0	0.00	250	0.00	250	0.00
BEHAVIOR INTERVENTION TECH DD	0	0.00	0	0.00	750	0.00	750	0.00
DEV DIS COMMUNITY WORKER II	0	0.00	0	0.00	0	0.00	750	0.00
DEV DIS COMMUNITY SPECIALIST	0	0.00	0	0.00	0	0.00	500	0.00
DEV DIS COMMUNITY PROG COORD	0	0.00	0	0.00	250	0.00	1,125	0.00
VENDOR SERVICES COOR MH	0	0.00	0	0.00	0	0.00	500	0.00
QUALITY ASSURANCE SPEC MH	0	0.00	0	0.00	500	0.00	500	0.00
FISCAL & ADMINISTRATIVE MGR B2	0	0.00	0	0.00	88	0.00	88	0.00
MENTAL HEALTH MGR B1	0	0.00	0	0.00	0	0.00	250	0.00
MENTAL HEALTH MGR B2	0	0.00	0	0.00	250	0.00	250	0.00
MISCELLANEOUS TECHNICAL	0	0.00	0	0.00	125	0.00	125	0.00
SPECIAL ASST OFFICIAL & ADMSTR	0	0.00	0	0.00	250	0.00	250	0.00
<b>TOTAL - PS</b>	<b>0</b>	<b>0.00</b>	<b>0</b>	<b>0.00</b>	<b>4,119</b>	<b>0.00</b>	<b>6,994</b>	<b>0.00</b>
<b>GRAND TOTAL</b>	<b>\$0</b>	<b>0.00</b>	<b>\$0</b>	<b>0.00</b>	<b>\$4,119</b>	<b>0.00</b>	<b>\$6,994</b>	<b>0.00</b>
<b>GENERAL REVENUE</b>	<b>\$0</b>	<b>0.00</b>	<b>\$0</b>	<b>0.00</b>	<b>\$4,119</b>	<b>0.00</b>	<b>\$6,119</b>	<b>0.00</b>
<b>FEDERAL FUNDS</b>	<b>\$0</b>	<b>0.00</b>	<b>\$0</b>	<b>0.00</b>	<b>\$0</b>	<b>0.00</b>	<b>\$875</b>	<b>0.00</b>
<b>OTHER FUNDS</b>	<b>\$0</b>	<b>0.00</b>	<b>\$0</b>	<b>0.00</b>	<b>\$0</b>	<b>0.00</b>	<b>\$0</b>	<b>0.00</b>

1/29/14 14:24

im\_didetail

**REPORT 10 - FY 2015 GOVERNOR RECOMMENDS**

**DECISION ITEM DETAIL**

Budget Unit	FY 2013	FY 2013	FY 2014	FY 2014	FY 2015	FY 2015	FY 2015	FY 2015
Decision Item	ACTUAL	ACTUAL	BUDGET	BUDGET	DEPT REQ	DEPT REQ	GOV REC	GOV REC
Budget Object Class	DOLLAR	FTE	DOLLAR	FTE	DOLLAR	FTE	DOLLAR	FTE
<b>ROLLA RO</b>								
<b>Pay Plan FY14-Cost to Continue - 0000014</b>								
ADMIN OFFICE SUPPORT ASSISTANT	0	0.00	0	0.00	250	0.00	250	0.00
OFFICE SUPPORT ASST (KEYBRD)	0	0.00	0	0.00	500	0.00	500	0.00
SR OFC SUPPORT ASST (KEYBRD)	0	0.00	0	0.00	250	0.00	250	0.00
ACCOUNTANT I	0	0.00	0	0.00	250	0.00	250	0.00
ASST CENTER DIR ADMIN	0	0.00	0	0.00	125	0.00	125	0.00
REIMBURSEMENT OFFICER I	0	0.00	0	0.00	250	0.00	250	0.00
CUSTODIAL WORKER I	0	0.00	0	0.00	250	0.00	250	0.00
REGISTERED NURSE SENIOR	0	0.00	0	0.00	500	0.00	500	0.00
BEHAVIOR INTERVENTION TECH DD	0	0.00	0	0.00	250	0.00	250	0.00
HABILITATION SPECIALIST II	0	0.00	0	0.00	0	0.00	750	0.00
DEV DIS COMMUNITY WORKER II	0	0.00	0	0.00	0	0.00	1,500	0.00
DEV DIS COMMUNITY SPECIALIST	0	0.00	0	0.00	0	0.00	250	0.00
DEV DIS COMMUNITY PROG COORD	0	0.00	0	0.00	0	0.00	1,125	0.00
VENDOR SERVICES COOR MH	0	0.00	0	0.00	0	0.00	250	0.00
QUALITY ASSURANCE SPEC MH	0	0.00	0	0.00	250	0.00	500	0.00
MENTAL HEALTH MGR B1	0	0.00	0	0.00	0	0.00	500	0.00
MENTAL HEALTH MGR B2	0	0.00	0	0.00	250	0.00	250	0.00
MISCELLANEOUS TECHNICAL	0	0.00	0	0.00	125	0.00	125	0.00
SPECIAL ASST OFFICIAL & ADMSTR	0	0.00	0	0.00	250	0.00	250	0.00
<b>TOTAL - PS</b>	<b>0</b>	<b>0.00</b>	<b>0</b>	<b>0.00</b>	<b>3,500</b>	<b>0.00</b>	<b>8,125</b>	<b>0.00</b>
<b>GRAND TOTAL</b>	<b>\$0</b>	<b>0.00</b>	<b>\$0</b>	<b>0.00</b>	<b>\$3,500</b>	<b>0.00</b>	<b>\$8,125</b>	<b>0.00</b>
<b>GENERAL REVENUE</b>	<b>\$0</b>	<b>0.00</b>	<b>\$0</b>	<b>0.00</b>	<b>\$2,750</b>	<b>0.00</b>	<b>\$6,250</b>	<b>0.00</b>
<b>FEDERAL FUNDS</b>	<b>\$0</b>	<b>0.00</b>	<b>\$0</b>	<b>0.00</b>	<b>\$750</b>	<b>0.00</b>	<b>\$1,875</b>	<b>0.00</b>
<b>OTHER FUNDS</b>	<b>\$0</b>	<b>0.00</b>	<b>\$0</b>	<b>0.00</b>	<b>\$0</b>	<b>0.00</b>	<b>\$0</b>	<b>0.00</b>

1/29/14 14:24

im\_didetail

**REPORT 10 - FY 2015 GOVERNOR RECOMMENDS**

**DECISION ITEM DETAIL**

Budget Unit	FY 2013	FY 2013	FY 2014	FY 2014	FY 2015	FY 2015	FY 2015	FY 2015
Decision Item	ACTUAL	ACTUAL	BUDGET	BUDGET	DEPT REQ	DEPT REQ	GOV REC	GOV REC
Budget Object Class	DOLLAR	FTE	DOLLAR	FTE	DOLLAR	FTE	DOLLAR	FTE
<b>SIKESTON RO</b>								
<b>Pay Plan FY14-Cost to Continue - 0000014</b>								
ADMIN OFFICE SUPPORT ASSISTANT	0	0.00	0	0.00	63	0.00	63	0.00
OFFICE SUPPORT ASST (KEYBRD)	0	0.00	0	0.00	383	0.00	383	0.00
SR OFC SUPPORT ASST (KEYBRD)	0	0.00	0	0.00	488	0.00	488	0.00
ACCOUNT CLERK II	0	0.00	0	0.00	375	0.00	375	0.00
ACCOUNTANT I	0	0.00	0	0.00	500	0.00	500	0.00
ACCOUNTANT II	0	0.00	0	0.00	175	0.00	175	0.00
REIMBURSEMENT OFFICER I	0	0.00	0	0.00	250	0.00	250	0.00
PERSONNEL CLERK	0	0.00	0	0.00	125	0.00	125	0.00
CUSTODIAL WORKER II	0	0.00	0	0.00	250	0.00	250	0.00
REGISTERED NURSE SENIOR	0	0.00	0	0.00	500	0.00	500	0.00
HABILITATION SPECIALIST II	0	0.00	0	0.00	0	0.00	250	0.00
DEV DIS COMMUNITY WORKER II	0	0.00	0	0.00	0	0.00	750	0.00
DEV DIS COMMUNITY SPECIALIST	0	0.00	0	0.00	0	0.00	750	0.00
DEV DIS COMMUNITY PROG COORD	0	0.00	0	0.00	0	0.00	750	0.00
VENDOR SERVICES COOR MH	0	0.00	0	0.00	0	0.00	313	0.00
QUALITY ASSURANCE SPEC MH	0	0.00	0	0.00	500	0.00	500	0.00
FISCAL & ADMINISTRATIVE MGR B2	0	0.00	0	0.00	88	0.00	88	0.00
MENTAL HEALTH MGR B1	0	0.00	0	0.00	0	0.00	250	0.00
MENTAL HEALTH MGR B2	0	0.00	0	0.00	250	0.00	250	0.00
PROGRAM SPECIALIST	0	0.00	0	0.00	125	0.00	125	0.00
MISCELLANEOUS TECHNICAL	0	0.00	0	0.00	250	0.00	250	0.00
MISCELLANEOUS PROFESSIONAL	0	0.00	0	0.00	13	0.00	13	0.00
SPECIALASST OFFICIAL & ADMSTR	0	0.00	0	0.00	250	0.00	250	0.00
<b>TOTAL - PS</b>	<b>0</b>	<b>0.00</b>	<b>0</b>	<b>0.00</b>	<b>4,585</b>	<b>0.00</b>	<b>7,648</b>	<b>0.00</b>
<b>GRAND TOTAL</b>	<b>\$0</b>	<b>0.00</b>	<b>\$0</b>	<b>0.00</b>	<b>\$4,585</b>	<b>0.00</b>	<b>\$7,648</b>	<b>0.00</b>
<b>GENERAL REVENUE</b>	<b>\$0</b>	<b>0.00</b>	<b>\$0</b>	<b>0.00</b>	<b>\$4,585</b>	<b>0.00</b>	<b>\$6,835</b>	<b>0.00</b>
<b>FEDERAL FUNDS</b>	<b>\$0</b>	<b>0.00</b>	<b>\$0</b>	<b>0.00</b>	<b>\$0</b>	<b>0.00</b>	<b>\$813</b>	<b>0.00</b>
<b>OTHER FUNDS</b>	<b>\$0</b>	<b>0.00</b>	<b>\$0</b>	<b>0.00</b>	<b>\$0</b>	<b>0.00</b>	<b>\$0</b>	<b>0.00</b>

1/29/14 14:24

im\_didetail



**REPORT 10 - FY 2015 GOVERNOR RECOMMENDS**

**DECISION ITEM DETAIL**

Budget Unit	FY 2013	FY 2013	FY 2014	FY 2014	FY 2015	FY 2015	FY 2015	FY 2015
Decision Item	ACTUAL	ACTUAL	BUDGET	BUDGET	DEPT REQ	DEPT REQ	GOV REC	GOV REC
Budget Object Class	DOLLAR	FTE	DOLLAR	FTE	DOLLAR	FTE	DOLLAR	FTE
<b>SPRINGFIELD RO</b>								
<b>Pay Plan FY14-Cost to Continue - 0000014</b>								
OFFICE SUPPORT ASST (CLERICAL)	0	0.00	0	0.00	313	0.00	313	0.00
ADMIN OFFICE SUPPORT ASSISTANT	0	0.00	0	0.00	250	0.00	250	0.00
OFFICE SUPPORT ASST (KEYBRD)	0	0.00	0	0.00	938	0.00	938	0.00
ACCOUNT CLERK II	0	0.00	0	0.00	500	0.00	500	0.00
ACCOUNTANT I	0	0.00	0	0.00	500	0.00	500	0.00
ACCOUNTANT II	0	0.00	0	0.00	250	0.00	250	0.00
TRAINING TECH II	0	0.00	0	0.00	250	0.00	250	0.00
ASST CENTER DIR ADMIN	0	0.00	0	0.00	125	0.00	125	0.00
HEALTH INFORMATION TECH II	0	0.00	0	0.00	250	0.00	250	0.00
REIMBURSEMENT OFFICER I	0	0.00	0	0.00	250	0.00	250	0.00
PERSONNEL CLERK	0	0.00	0	0.00	250	0.00	250	0.00
CUSTODIAL WORKER II	0	0.00	0	0.00	250	0.00	250	0.00
REGISTERED NURSE	0	0.00	0	0.00	0	0.00	125	0.00
REGISTERED NURSE SENIOR	0	0.00	0	0.00	625	0.00	625	0.00
HABILITATION SPECIALIST I	0	0.00	0	0.00	250	0.00	750	0.00
HABILITATION SPECIALIST II	0	0.00	0	0.00	0	0.00	375	0.00
DEV DIS COMMUNITY WORKER I	0	0.00	0	0.00	0	0.00	250	0.00
DEV DIS COMMUNITY WORKER II	0	0.00	0	0.00	250	0.00	1,000	0.00
DEV DIS COMMUNITY SPECIALIST	0	0.00	0	0.00	0	0.00	500	0.00
DEV DIS COMMUNITY PROG COORD	0	0.00	0	0.00	0	0.00	1,125	0.00
VENDOR SERVICES COOR MH	0	0.00	0	0.00	0	0.00	562	0.00
QUALITY ASSURANCE SPEC MH	0	0.00	0	0.00	0	0.00	250	0.00
MENTAL HEALTH MGR B1	0	0.00	0	0.00	0	0.00	250	0.00
MENTAL HEALTH MGR B2	0	0.00	0	0.00	500	0.00	500	0.00
MISCELLANEOUS TECHNICAL	0	0.00	0	0.00	63	0.00	63	0.00
SPECIAL ASST OFFICIAL & ADMSTR	0	0.00	0	0.00	250	0.00	250	0.00
<b>TOTAL - PS</b>	<b>0</b>	<b>0.00</b>	<b>0</b>	<b>0.00</b>	<b>6,064</b>	<b>0.00</b>	<b>10,751</b>	<b>0.00</b>
<b>GRAND TOTAL</b>	<b>\$0</b>	<b>0.00</b>	<b>\$0</b>	<b>0.00</b>	<b>\$6,064</b>	<b>0.00</b>	<b>\$10,751</b>	<b>0.00</b>
<b>GENERAL REVENUE</b>	<b>\$0</b>	<b>0.00</b>	<b>\$0</b>	<b>0.00</b>	<b>\$6,064</b>	<b>0.00</b>	<b>\$8,689</b>	<b>0.00</b>
<b>FEDERAL FUNDS</b>	<b>\$0</b>	<b>0.00</b>	<b>\$0</b>	<b>0.00</b>	<b>\$0</b>	<b>0.00</b>	<b>\$2,062</b>	<b>0.00</b>
<b>OTHER FUNDS</b>	<b>\$0</b>	<b>0.00</b>	<b>\$0</b>	<b>0.00</b>	<b>\$0</b>	<b>0.00</b>	<b>\$0</b>	<b>0.00</b>

1/29/14 14:24

im\_didetail

**REPORT 10 - FY 2015 GOVERNOR RECOMMENDS**

**DECISION ITEM DETAIL**

Budget Unit	FY 2013	FY 2013	FY 2014	FY 2014	FY 2015	FY 2015	FY 2015	FY 2015
Decision Item	ACTUAL	ACTUAL	BUDGET	BUDGET	DEPT REQ	DEPT REQ	GOV REC	GOV REC
Budget Object Class	DOLLAR	FTE	DOLLAR	FTE	DOLLAR	FTE	DOLLAR	FTE
<b>ST LOUIS RO</b>								
<b>Pay Plan FY14-Cost to Continue - 0000014</b>								
OFFICE SUPPORT ASST (CLERICAL)	0	0.00	0	0.00	250	0.00	250	0.00
ADMIN OFFICE SUPPORT ASSISTANT	0	0.00	0	0.00	500	0.00	500	0.00
OFFICE SUPPORT ASST (KEYBRD)	0	0.00	0	0.00	5,000	0.00	5,000	0.00
SR OFC SUPPORT ASST (KEYBRD)	0	0.00	0	0.00	1,500	0.00	1,500	0.00
ACCOUNT CLERK I	0	0.00	0	0.00	250	0.00	250	0.00
ACCOUNT CLERK II	0	0.00	0	0.00	1,750	0.00	1,750	0.00
ACCOUNTANT I	0	0.00	0	0.00	500	0.00	500	0.00
ACCOUNTANT II	0	0.00	0	0.00	500	0.00	500	0.00
PERSONNEL OFCR I	0	0.00	0	0.00	250	0.00	250	0.00
MANAGEMENT ANALYSIS SPEC I	0	0.00	0	0.00	250	0.00	250	0.00
HEALTH INFORMATION ADMIN I	0	0.00	0	0.00	250	0.00	250	0.00
REIMBURSEMENT OFFICER I	0	0.00	0	0.00	750	0.00	750	0.00
REIMBURSEMENT OFFICER II	0	0.00	0	0.00	250	0.00	250	0.00
PERSONNEL CLERK	0	0.00	0	0.00	250	0.00	250	0.00
REGISTERED NURSE SENIOR	0	0.00	0	0.00	1,250	0.00	1,750	0.00
BEHAVIOR INTERVENTION TECH DD	0	0.00	0	0.00	1,500	0.00	1,500	0.00
ASSOC PSYCHOLOGIST II	0	0.00	0	0.00	250	0.00	250	0.00
PSYCHOLOGIST I	0	0.00	0	0.00	250	0.00	250	0.00
PSYCHOLOGIST II	0	0.00	0	0.00	250	0.00	250	0.00
HABILITATION SPECIALIST II	0	0.00	0	0.00	0	0.00	1,500	0.00
DEV DIS COMMUNITY WORKER I	0	0.00	0	0.00	0	0.00	500	0.00
DEV DIS COMMUNITY WORKER II	0	0.00	0	0.00	0	0.00	2,750	0.00
DEV DIS COMMUNITY SPECIALIST	0	0.00	0	0.00	500	0.00	2,000	0.00
DEV DIS COMMUNITY PROG COORD	0	0.00	0	0.00	0	0.00	1,562	0.00
VENDOR SERVICES COOR MH	0	0.00	0	0.00	0	0.00	1,375	0.00
QUALITY ASSURANCE SPEC MH	0	0.00	0	0.00	1,250	0.00	2,000	0.00
CLIN CASEWORK PRACTITIONER II	0	0.00	0	0.00	250	0.00	250	0.00
FISCAL & ADMINISTRATIVE MGR B2	0	0.00	0	0.00	250	0.00	250	0.00
MENTAL HEALTH MGR B1	0	0.00	0	0.00	375	0.00	875	0.00
MENTAL HEALTH MGR B2	0	0.00	0	0.00	750	0.00	750	0.00
MISCELLANEOUS PROFESSIONAL	0	0.00	0	0.00	690	0.00	690	0.00

1/29/14 14:24

im\_didetail

**REPORT 10 - FY 2015 GOVERNOR RECOMMENDS**

**DECISION ITEM DETAIL**

Budget Unit	FY 2013	FY 2013	FY 2014	FY 2014	FY 2015	FY 2015	FY 2015	FY 2015
Decision Item	ACTUAL	ACTUAL	BUDGET	BUDGET	DEPT REQ	DEPT REQ	GOV REC	GOV REC
Budget Object Class	DOLLAR	FTE	DOLLAR	FTE	DOLLAR	FTE	DOLLAR	FTE
<b>ST LOUIS RO</b>								
<b>Pay Plan FY14-Cost to Continue - 0000014</b>								
SPECIAL ASST OFFICIAL & ADMSTR	0	0.00	0	0.00	500	0.00	500	0.00
TOTAL - PS	0	0.00	0	0.00	20,315	0.00	31,252	0.00
<b>GRAND TOTAL</b>	<b>\$0</b>	<b>0.00</b>	<b>\$0</b>	<b>0.00</b>	<b>\$20,315</b>	<b>0.00</b>	<b>\$31,252</b>	<b>0.00</b>
GENERAL REVENUE	\$0	0.00	\$0	0.00	\$19,815	0.00	\$25,065	0.00
FEDERAL FUNDS	\$0	0.00	\$0	0.00	\$500	0.00	\$6,187	0.00
OTHER FUNDS	\$0	0.00	\$0	0.00	\$0	0.00	\$0	0.00

**REPORT 10 - FY 2015 GOVERNOR RECOMMENDS**

**DECISION ITEM DETAIL**

Budget Unit	FY 2013	FY 2013	FY 2014	FY 2014	FY 2015	FY 2015	FY 2015	FY 2015
Decision Item	ACTUAL	ACTUAL	BUDGET	BUDGET	DEPT REQ	DEPT REQ	GOV REC	GOV REC
Budget Object Class	DOLLAR	FTE	DOLLAR	FTE	DOLLAR	FTE	DOLLAR	FTE
<b>BELLEFONTAINE HC</b>								
<b>Pay Plan FY14-Cost to Continue - 0000014</b>								
OFFICE SUPPORT ASST (CLERICAL)	0	0.00	0	0.00	750	0.00	750	0.00
OFFICE SUPPORT ASST (KEYBRD)	0	0.00	0	0.00	625	0.00	625	0.00
SR OFC SUPPORT ASST (KEYBRD)	0	0.00	0	0.00	1,250	0.00	1,250	0.00
STORES CLERK	0	0.00	0	0.00	250	0.00	250	0.00
STOREKEEPER I	0	0.00	0	0.00	250	0.00	250	0.00
STOREKEEPER II	0	0.00	0	0.00	250	0.00	250	0.00
ACCOUNT CLERK II	0	0.00	0	0.00	750	0.00	750	0.00
ACCOUNTANT II	0	0.00	0	0.00	250	0.00	250	0.00
PERSONNEL OFCR II	0	0.00	0	0.00	250	0.00	250	0.00
PERSONNEL ANAL II	0	0.00	0	0.00	250	0.00	250	0.00
TRAINING TECH II	0	0.00	0	0.00	500	0.00	500	0.00
EXECUTIVE I	0	0.00	0	0.00	250	0.00	250	0.00
PERSONNEL CLERK	0	0.00	0	0.00	250	0.00	250	0.00
SECURITY OFCR I	0	0.00	0	0.00	500	0.00	500	0.00
SECURITY OFCR II	0	0.00	0	0.00	500	0.00	500	0.00
SECURITY OFCR III	0	0.00	0	0.00	250	0.00	250	0.00
CUSTODIAL WORKER I	0	0.00	0	0.00	1,563	0.00	1,563	0.00
CUSTODIAL WORKER II	0	0.00	0	0.00	250	0.00	250	0.00
CUSTODIAL WORK SPV	0	0.00	0	0.00	750	0.00	750	0.00
COOK I	0	0.00	0	0.00	1,000	0.00	1,000	0.00
COOK III	0	0.00	0	0.00	250	0.00	250	0.00
FOOD SERVICE MGR I	0	0.00	0	0.00	250	0.00	250	0.00
DINING ROOM SPV	0	0.00	0	0.00	500	0.00	500	0.00
FOOD SERVICE HELPER I	0	0.00	0	0.00	4,500	0.00	4,500	0.00
FOOD SERVICE HELPER II	0	0.00	0	0.00	250	0.00	250	0.00
DIETITIAN II	0	0.00	0	0.00	250	0.00	250	0.00
DIETITIAN III	0	0.00	0	0.00	250	0.00	250	0.00
LPN II GEN	0	0.00	0	0.00	3,125	0.00	3,125	0.00
REGISTERED NURSE SENIOR	0	0.00	0	0.00	150	0.00	150	0.00
REGISTERED NURSE SUPERVISOR	0	0.00	0	0.00	2,000	0.00	2,000	0.00
DEVELOPMENTAL ASST I	0	0.00	0	0.00	59,940	0.00	59,940	0.00
DEVELOPMENTAL ASST II	0	0.00	0	0.00	14,475	0.00	14,475	0.00

1/29/14 14:24

im\_didetail

**REPORT 10 - FY 2015 GOVERNOR RECOMMENDS**

**DECISION ITEM DETAIL**

Budget Unit	FY 2013	FY 2013	FY 2014	FY 2014	FY 2015	FY 2015	FY 2015	FY 2015
Decision Item	ACTUAL	ACTUAL	BUDGET	BUDGET	DEPT REQ	DEPT REQ	GOV REC	GOV REC
Budget Object Class	DOLLAR	FTE	DOLLAR	FTE	DOLLAR	FTE	DOLLAR	FTE
<b>BELLEFONTAINE HC</b>								
<b>Pay Plan FY14-Cost to Continue - 0000014</b>								
DEVELOPMENTAL ASST III	0	0.00	0	0.00	4,273	0.00	4,273	0.00
ASSOC PSYCHOLOGIST II	0	0.00	0	0.00	250	0.00	250	0.00
PSYCHOLOGIST I	0	0.00	0	0.00	313	0.00	313	0.00
PSYCHOLOGIST II	0	0.00	0	0.00	63	0.00	63	0.00
HABILITATION SPECIALIST II	0	0.00	0	0.00	2,251	0.00	2,251	0.00
ACTIVITY AIDE II	0	0.00	0	0.00	1,000	0.00	1,000	0.00
ACTIVITY AIDE III	0	0.00	0	0.00	250	0.00	250	0.00
OCCUPATIONAL THERAPY ASST	0	0.00	0	0.00	250	0.00	250	0.00
PHYSICAL THERAPY TECH	0	0.00	0	0.00	250	0.00	250	0.00
PHYSICAL THER II	0	0.00	0	0.00	250	0.00	250	0.00
PHYSICAL THER III	0	0.00	0	0.00	250	0.00	250	0.00
LICENSED BEHAVIOR ANALYST	0	0.00	0	0.00	375	0.00	375	0.00
RECREATIONAL THER III	0	0.00	0	0.00	250	0.00	250	0.00
SPEECH-LANGUAGE PATHOLOGIST	0	0.00	0	0.00	250	0.00	250	0.00
UNIT PROGRAM SPV MH	0	0.00	0	0.00	1,125	0.00	1,125	0.00
QUALITY ASSURANCE SPEC MH	0	0.00	0	0.00	250	0.00	250	0.00
CLINICAL SOCIAL WORK SPEC	0	0.00	0	0.00	250	0.00	250	0.00
FIRE & SAFETY SPEC	0	0.00	0	0.00	125	0.00	125	0.00
FISCAL & ADMINISTRATIVE MGR B3	0	0.00	0	0.00	250	0.00	250	0.00
NUTRITION/DIETARY SVCS MGR B1	0	0.00	0	0.00	250	0.00	250	0.00
MENTAL HEALTH MGR B1	0	0.00	0	0.00	500	0.00	500	0.00
MENTAL HEALTH MGR B2	0	0.00	0	0.00	250	0.00	250	0.00
MENTAL HEALTH MGR B3	0	0.00	0	0.00	250	0.00	250	0.00
REGISTERED NURSE MANAGER B2	0	0.00	0	0.00	250	0.00	250	0.00
INSTITUTION SUPERINTENDENT	0	0.00	0	0.00	250	0.00	250	0.00
OFFICE WORKER MISCELLANEOUS	0	0.00	0	0.00	355	0.00	355	0.00
STAFF PHYSICIAN	0	0.00	0	0.00	125	0.00	125	0.00
STAFF PHYSICIAN SPECIALIST	0	0.00	0	0.00	250	0.00	250	0.00

1/29/14 14:24

im\_didetail

**REPORT 10 - FY 2015 GOVERNOR RECOMMENDS**

**DECISION ITEM DETAIL**

Budget Unit	FY 2013	FY 2013	FY 2014	FY 2014	FY 2015	FY 2015	FY 2015	FY 2015
Decision Item	ACTUAL	ACTUAL	BUDGET	BUDGET	DEPT REQ	DEPT REQ	GOV REC	GOV REC
Budget Object Class	DOLLAR	FTE	DOLLAR	FTE	DOLLAR	FTE	DOLLAR	FTE
<b>BELLEFONTAINE HC</b>								
<b>Pay Plan FY14-Cost to Continue - 0000014</b>								
SPECIALASST OFFICE & CLERICAL	0	0.00	0	0.00	250	0.00	250	0.00
TOTAL - PS	0	0.00	0	0.00	111,633	0.00	111,633	0.00
<b>GRAND TOTAL</b>	<b>\$0</b>	<b>0.00</b>	<b>\$0</b>	<b>0.00</b>	<b>\$111,633</b>	<b>0.00</b>	<b>\$111,633</b>	<b>0.00</b>
GENERAL REVENUE	\$0	0.00	\$0	0.00	\$37,444	0.00	\$37,444	0.00
FEDERAL FUNDS	\$0	0.00	\$0	0.00	\$74,189	0.00	\$74,189	0.00
OTHER FUNDS	\$0	0.00	\$0	0.00	\$0	0.00	\$0	0.00

**REPORT 10 - FY 2015 GOVERNOR RECOMMENDS**

**DECISION ITEM DETAIL**

Budget Unit	FY 2013	FY 2013	FY 2014	FY 2014	FY 2015	FY 2015	FY 2015	FY 2015
Decision Item	ACTUAL	ACTUAL	BUDGET	BUDGET	DEPT REQ	DEPT REQ	GOV REC	GOV REC
Budget Object Class	DOLLAR	FTE	DOLLAR	FTE	DOLLAR	FTE	DOLLAR	FTE
<b>HIGGINSVILLE HC</b>								
<b>Pay Plan FY14-Cost to Continue - 0000014</b>								
OFFICE SUPPORT ASST (CLERICAL)	0	0.00	0	0.00	500	0.00	500	0.00
ADMIN OFFICE SUPPORT ASSISTANT	0	0.00	0	0.00	250	0.00	250	0.00
OFFICE SUPPORT ASST (STENO)	0	0.00	0	0.00	750	0.00	750	0.00
OFFICE SUPPORT ASST (KEYBRD)	0	0.00	0	0.00	500	0.00	500	0.00
SR OFC SUPPORT ASST (KEYBRD)	0	0.00	0	0.00	1,500	0.00	1,500	0.00
STORES CLERK	0	0.00	0	0.00	250	0.00	250	0.00
ACCOUNT CLERK II	0	0.00	0	0.00	750	0.00	750	0.00
PERSONNEL OFCR II	0	0.00	0	0.00	250	0.00	250	0.00
PERSONNEL ANAL I	0	0.00	0	0.00	250	0.00	250	0.00
TRAINING TECH I	0	0.00	0	0.00	250	0.00	250	0.00
EXECUTIVE I	0	0.00	0	0.00	250	0.00	250	0.00
REIMBURSEMENT OFFICER I	0	0.00	0	0.00	250	0.00	250	0.00
PERSONNEL CLERK	0	0.00	0	0.00	500	0.00	500	0.00
CUSTODIAL WORKER I	0	0.00	0	0.00	2,000	0.00	2,000	0.00
LAUNDRY WORKER I	0	0.00	0	0.00	750	0.00	750	0.00
COOK I	0	0.00	0	0.00	1,000	0.00	1,000	0.00
FOOD SERVICE MGR I	0	0.00	0	0.00	250	0.00	250	0.00
DINING ROOM SPV	0	0.00	0	0.00	250	0.00	250	0.00
FOOD SERVICE HELPER I	0	0.00	0	0.00	2,750	0.00	2,750	0.00
LPN II GEN	0	0.00	0	0.00	3,000	0.00	3,000	0.00
HLTH CARE PRACTNR(APRN)(PA)	0	0.00	0	0.00	250	0.00	250	0.00
REGISTERED NURSE	0	0.00	0	0.00	250	0.00	250	0.00
REGISTERED NURSE SENIOR	0	0.00	0	0.00	500	0.00	500	0.00
REGISTERED NURSE - CLIN OPERS	0	0.00	0	0.00	250	0.00	250	0.00
REGISTERED NURSE SUPERVISOR	0	0.00	0	0.00	1,250	0.00	1,250	0.00
DEVELOPMENTALASST I	0	0.00	0	0.00	69,516	0.00	69,516	0.00
DEVELOPMENTALASST II	0	0.00	0	0.00	9,225	0.00	9,225	0.00
DEVELOPMENTALASST III	0	0.00	0	0.00	3,000	0.00	3,000	0.00
ASSOC PSYCHOLOGIST II	0	0.00	0	0.00	500	0.00	500	0.00
PSYCHOLOGIST I	0	0.00	0	0.00	250	0.00	250	0.00
HABILITATION SPECIALIST I	0	0.00	0	0.00	500	0.00	500	0.00
HABILITATION SPECIALIST II	0	0.00	0	0.00	7,500	0.00	7,500	0.00

1/29/14 14:24

im\_didetail

**REPORT 10 - FY 2015 GOVERNOR RECOMMENDS**

**DECISION ITEM DETAIL**

Budget Unit	FY 2013	FY 2013	FY 2014	FY 2014	FY 2015	FY 2015	FY 2015	FY 2015
Decision Item	ACTUAL	ACTUAL	BUDGET	BUDGET	DEPT REQ	DEPT REQ	GOV REC	GOV REC
Budget Object Class	DOLLAR	FTE	DOLLAR	FTE	DOLLAR	FTE	DOLLAR	FTE
<b>HIGGINSVILLE HC</b>								
<b>Pay Plan FY14-Cost to Continue - 0000014</b>								
HABILITATION PROGRAM MGR	0	0.00	0	0.00	250	0.00	250	0.00
ACTIVITY AIDE II	0	0.00	0	0.00	1,000	0.00	1,000	0.00
PHYSICAL THERAPIST ASST	0	0.00	0	0.00	250	0.00	250	0.00
LICENSED BEHAVIOR ANALYST	0	0.00	0	0.00	250	0.00	250	0.00
SPEECH-LANGUAGE PATHOLOGIST	0	0.00	0	0.00	250	0.00	250	0.00
UNIT PROGRAM SPV MH	0	0.00	0	0.00	750	0.00	750	0.00
STAFF DEVELOPMENT OFCR MH	0	0.00	0	0.00	250	0.00	250	0.00
QUALITY ASSURANCE SPEC MH	0	0.00	0	0.00	250	0.00	250	0.00
CLIN CASEWORK PRACTITIONER II	0	0.00	0	0.00	250	0.00	250	0.00
LABORER I	0	0.00	0	0.00	250	0.00	250	0.00
MOTOR VEHICLE MECHANIC	0	0.00	0	0.00	250	0.00	250	0.00
FISCAL & ADMINISTRATIVE MGR B1	0	0.00	0	0.00	250	0.00	250	0.00
NUTRITION/DIETARY SVCS MGR B1	0	0.00	0	0.00	250	0.00	250	0.00
MENTAL HEALTH MGR B1	0	0.00	0	0.00	750	0.00	750	0.00
MENTAL HEALTH MGR B2	0	0.00	0	0.00	500	0.00	500	0.00
REGISTERED NURSE MANAGER B1	0	0.00	0	0.00	250	0.00	250	0.00
INSTITUTION SUPERINTENDENT	0	0.00	0	0.00	250	0.00	250	0.00
CLIENT/PATIENT WORKER	0	0.00	0	0.00	175	0.00	175	0.00
RECEPTIONIST	0	0.00	0	0.00	368	0.00	368	0.00
MISCELLANEOUS TECHNICAL	0	0.00	0	0.00	123	0.00	123	0.00
DOMESTIC SERVICE WORKER	0	0.00	0	0.00	123	0.00	123	0.00
CONSULTING PHYSICIAN	0	0.00	0	0.00	23	0.00	23	0.00
SPECIAL ASST PROFESSIONAL	0	0.00	0	0.00	250	0.00	250	0.00
DIRECT CARE AIDE	0	0.00	0	0.00	623	0.00	623	0.00
LICENSED PRACTICAL NURSE	0	0.00	0	0.00	123	0.00	123	0.00
THERAPIST	0	0.00	0	0.00	123	0.00	123	0.00



**REPORT 10 - FY 2015 GOVERNOR RECOMMENDS**

**DECISION ITEM DETAIL**

Budget Unit	FY 2013	FY 2013	FY 2014	FY 2014	FY 2015	FY 2015	FY 2015	FY 2015
Decision Item	ACTUAL	ACTUAL	BUDGET	BUDGET	DEPT REQ	DEPT REQ	GOV REC	GOV REC
Budget Object Class	DOLLAR	FTE	DOLLAR	FTE	DOLLAR	FTE	DOLLAR	FTE
<b>HIGGINSVILLE HC</b>								
<b>Pay Plan FY14-Cost to Continue - 0000014</b>								
THERAPY CONSULTANT	0	0.00	0	0.00	100	0.00	100	0.00
TOTAL - PS	0	0.00	0	0.00	117,522	0.00	117,522	0.00
<b>GRAND TOTAL</b>	<b>\$0</b>	<b>0.00</b>	<b>\$0</b>	<b>0.00</b>	<b>\$117,522</b>	<b>0.00</b>	<b>\$117,522</b>	<b>0.00</b>
GENERAL REVENUE	\$0	0.00	\$0	0.00	\$41,767	0.00	\$41,767	0.00
FEDERAL FUNDS	\$0	0.00	\$0	0.00	\$75,755	0.00	\$75,755	0.00
OTHER FUNDS	\$0	0.00	\$0	0.00	\$0	0.00	\$0	0.00

**REPORT 10 - FY 2015 GOVERNOR RECOMMENDS**

**DECISION ITEM DETAIL**

Budget Unit	FY 2013	FY 2013	FY 2014	FY 2014	FY 2015	FY 2015	FY 2015	FY 2015
Decision Item	ACTUAL	ACTUAL	BUDGET	BUDGET	DEPT REQ	DEPT REQ	GOV REC	GOV REC
Budget Object Class	DOLLAR	FTE	DOLLAR	FTE	DOLLAR	FTE	DOLLAR	FTE
<b>MARSHALL HC</b>								
<b>Pay Plan FY14-Cost to Continue - 0000014</b>								
OFFICE SUPPORT ASST (CLERICAL)	0	0.00	0	0.00	750	0.00	750	0.00
ADMIN OFFICE SUPPORT ASSISTANT	0	0.00	0	0.00	250	0.00	250	0.00
OFFICE SUPPORT ASST (STENO)	0	0.00	0	0.00	250	0.00	250	0.00
SR OFC SUPPORT ASST (STENO)	0	0.00	0	0.00	500	0.00	500	0.00
OFFICE SUPPORT ASST (KEYBRD)	0	0.00	0	0.00	2,750	0.00	2,750	0.00
SR OFC SUPPORT ASST (KEYBRD)	0	0.00	0	0.00	1,750	0.00	1,750	0.00
STORES CLERK	0	0.00	0	0.00	250	0.00	250	0.00
STOREKEEPER I	0	0.00	0	0.00	500	0.00	500	0.00
SUPPLY MANAGER II	0	0.00	0	0.00	250	0.00	250	0.00
ACCOUNT CLERK II	0	0.00	0	0.00	500	0.00	500	0.00
ACCOUNTANT II	0	0.00	0	0.00	250	0.00	250	0.00
PERSONNEL OFCR II	0	0.00	0	0.00	250	0.00	250	0.00
PERSONNEL ANAL II	0	0.00	0	0.00	250	0.00	250	0.00
TRAINING TECH II	0	0.00	0	0.00	250	0.00	250	0.00
HEALTH INFORMATION ADMIN I	0	0.00	0	0.00	28	0.00	28	0.00
REIMBURSEMENT OFFICER II	0	0.00	0	0.00	250	0.00	250	0.00
PERSONNEL CLERK	0	0.00	0	0.00	250	0.00	250	0.00
SECURITY OFCR I	0	0.00	0	0.00	750	0.00	750	0.00
CUSTODIAL WORKER I	0	0.00	0	0.00	750	0.00	750	0.00
CUSTODIAL WORK SPV	0	0.00	0	0.00	250	0.00	250	0.00
DIETITIAN III	0	0.00	0	0.00	250	0.00	250	0.00
EDUCATION ASST II	0	0.00	0	0.00	250	0.00	250	0.00
DENTAL ASST	0	0.00	0	0.00	250	0.00	250	0.00
DENTIST III	0	0.00	0	0.00	198	0.00	198	0.00
MEDICAL TECHNOLOGIST II	0	0.00	0	0.00	250	0.00	250	0.00
PHYSICIAN	0	0.00	0	0.00	500	0.00	500	0.00
LPN I GEN	0	0.00	0	0.00	250	0.00	250	0.00
LPN II GEN	0	0.00	0	0.00	6,250	0.00	6,250	0.00
REGISTERED NURSE	0	0.00	0	0.00	500	0.00	500	0.00
REGISTERED NURSE SENIOR	0	0.00	0	0.00	1,000	0.00	1,000	0.00
REGISTERED NURSE - CLIN OPERS	0	0.00	0	0.00	500	0.00	500	0.00
REGISTERED NURSE SUPERVISOR	0	0.00	0	0.00	1,750	0.00	1,750	0.00

1/29/14 14:24

im\_didetail

**REPORT 10 - FY 2015 GOVERNOR RECOMMENDS**

**DECISION ITEM DETAIL**

Budget Unit	FY 2013	FY 2013	FY 2014	FY 2014	FY 2015	FY 2015	FY 2015	FY 2015
Decision Item	ACTUAL	ACTUAL	BUDGET	BUDGET	DEPT REQ	DEPT REQ	GOV REC	GOV REC
Budget Object Class	DOLLAR	FTE	DOLLAR	FTE	DOLLAR	FTE	DOLLAR	FTE
<b>MARSHALL HC</b>								
<b>Pay Plan FY14-Cost to Continue - 0000014</b>								
DEVELOPMENTAL ASST I	0	0.00	0	0.00	102,751	0.00	102,751	0.00
DEVELOPMENTAL ASST II	0	0.00	0	0.00	11,750	0.00	11,750	0.00
DEVELOPMENTAL ASST III	0	0.00	0	0.00	3,500	0.00	3,500	0.00
ASSOC PSYCHOLOGIST II	0	0.00	0	0.00	500	0.00	500	0.00
PSYCHOLOGIST I	0	0.00	0	0.00	250	0.00	250	0.00
HABILITATION SPECIALIST I	0	0.00	0	0.00	500	0.00	500	0.00
HABILITATION SPECIALIST II	0	0.00	0	0.00	6,500	0.00	6,500	0.00
HABILITATION PROGRAM MGR	0	0.00	0	0.00	250	0.00	250	0.00
LICENSED BEHAVIOR ANALYST	0	0.00	0	0.00	250	0.00	250	0.00
BEHAVIORAL TECHNICIAN	0	0.00	0	0.00	500	0.00	500	0.00
UNIT PROGRAM SPV MH	0	0.00	0	0.00	2,000	0.00	2,000	0.00
STAFF DEVELOPMENT OFCR MH	0	0.00	0	0.00	250	0.00	250	0.00
QUALITY ASSURANCE SPEC MH	0	0.00	0	0.00	500	0.00	500	0.00
LICENSED CLINICAL SOCIAL WKR	0	0.00	0	0.00	250	0.00	250	0.00
CLIN CASEWORK PRACTITIONER II	0	0.00	0	0.00	250	0.00	250	0.00
LABORER II	0	0.00	0	0.00	250	0.00	250	0.00
MAINTENANCE WORKER II	0	0.00	0	0.00	250	0.00	250	0.00
LOCKSMITH	0	0.00	0	0.00	250	0.00	250	0.00
MOTOR VEHICLE MECHANIC	0	0.00	0	0.00	250	0.00	250	0.00
CARPENTER	0	0.00	0	0.00	250	0.00	250	0.00
FIRE & SAFETY SPEC	0	0.00	0	0.00	250	0.00	250	0.00
FISCAL & ADMINISTRATIVE MGR B2	0	0.00	0	0.00	250	0.00	250	0.00
MENTAL HEALTH MGR B1	0	0.00	0	0.00	750	0.00	750	0.00
MENTAL HEALTH MGR B2	0	0.00	0	0.00	500	0.00	500	0.00
MENTAL HEALTH MGR B3	0	0.00	0	0.00	250	0.00	250	0.00
REGISTERED NURSE MANAGER B1	0	0.00	0	0.00	500	0.00	500	0.00
REGISTERED NURSE MANAGER B2	0	0.00	0	0.00	250	0.00	250	0.00
INSTITUTION SUPERINTENDENT	0	0.00	0	0.00	250	0.00	250	0.00
SPECIAL ASST PARAPROFESSIONAL	0	0.00	0	0.00	123	0.00	123	0.00
DIRECT CARE AIDE	0	0.00	0	0.00	2,093	0.00	2,093	0.00

1/29/14 14:24

im\_didetail

**REPORT 10 - FY 2015 GOVERNOR RECOMMENDS**

**DECISION ITEM DETAIL**

Budget Unit	FY 2013	FY 2013	FY 2014	FY 2014	FY 2015	FY 2015	FY 2015	FY 2015
Decision Item	ACTUAL	ACTUAL	BUDGET	BUDGET	DEPT REQ	DEPT REQ	GOV REC	GOV REC
Budget Object Class	DOLLAR	FTE	DOLLAR	FTE	DOLLAR	FTE	DOLLAR	FTE
<b>MARSHALL HC</b>								
<b>Pay Plan FY14-Cost to Continue - 0000014</b>								
LICENSED PRACTICAL NURSE	0	0.00	0	0.00	123	0.00	123	0.00
TOTAL - PS	0	0.00	0	0.00	159,566	0.00	159,566	0.00
<b>GRAND TOTAL</b>	<b>\$0</b>	<b>0.00</b>	<b>\$0</b>	<b>0.00</b>	<b>\$159,566</b>	<b>0.00</b>	<b>\$159,566</b>	<b>0.00</b>
GENERAL REVENUE	\$0	0.00	\$0	0.00	\$56,236	0.00	\$56,236	0.00
FEDERAL FUNDS	\$0	0.00	\$0	0.00	\$103,330	0.00	\$103,330	0.00
OTHER FUNDS	\$0	0.00	\$0	0.00	\$0	0.00	\$0	0.00

**REPORT 10 - FY 2015 GOVERNOR RECOMMENDS**

**DECISION ITEM DETAIL**

Budget Unit	FY 2013	FY 2013	FY 2014	FY 2014	FY 2015	FY 2015	FY 2015	FY 2015
Decision Item	ACTUAL	ACTUAL	BUDGET	BUDGET	DEPT REQ	DEPT REQ	GOV REC	GOV REC
Budget Object Class	DOLLAR	FTE	DOLLAR	FTE	DOLLAR	FTE	DOLLAR	FTE
<b>NEVADA HC</b>								
<b>Pay Plan FY14-Cost to Continue - 0000014</b>								
ADMIN OFFICE SUPPORT ASSISTANT	0	0.00	0	0.00	250	0.00	250	0.00
OFFICE SUPPORT ASST (STENO)	0	0.00	0	0.00	750	0.00	750	0.00
SR OFC SUPPORT ASST (STENO)	0	0.00	0	0.00	250	0.00	250	0.00
OFFICE SUPPORT ASST (KEYBRD)	0	0.00	0	0.00	750	0.00	750	0.00
SR OFC SUPPORT ASST (KEYBRD)	0	0.00	0	0.00	250	0.00	250	0.00
STOREKEEPER II	0	0.00	0	0.00	250	0.00	250	0.00
ACCOUNT CLERK II	0	0.00	0	0.00	250	0.00	250	0.00
ACCOUNTANT I	0	0.00	0	0.00	250	0.00	250	0.00
TRAINING TECH II	0	0.00	0	0.00	250	0.00	250	0.00
HOSPITAL MANAGEMENT ASST	0	0.00	0	0.00	250	0.00	250	0.00
REIMBURSEMENT OFFICER I	0	0.00	0	0.00	250	0.00	250	0.00
PERSONNEL CLERK	0	0.00	0	0.00	250	0.00	250	0.00
CUSTODIAL WORKER I	0	0.00	0	0.00	750	0.00	750	0.00
PHYSICIAN	0	0.00	0	0.00	250	0.00	250	0.00
LPN II GEN	0	0.00	0	0.00	1,750	0.00	1,750	0.00
REGISTERED NURSE SENIOR	0	0.00	0	0.00	1,500	0.00	1,500	0.00
DEVELOPMENTAL ASST I	0	0.00	0	0.00	51,323	0.00	51,323	0.00
DEVELOPMENTAL ASST II	0	0.00	0	0.00	1,750	0.00	1,750	0.00
DEVELOPMENTAL ASST III	0	0.00	0	0.00	1,500	0.00	1,500	0.00
HABILITATION SPECIALIST II	0	0.00	0	0.00	4,250	0.00	4,250	0.00
HABILITATION SPV	0	0.00	0	0.00	250	0.00	250	0.00
HABILITATION PROGRAM MGR	0	0.00	0	0.00	250	0.00	250	0.00
LICENSED BEHAVIOR ANALYST	0	0.00	0	0.00	500	0.00	500	0.00
UNIT PROGRAM SPV MH	0	0.00	0	0.00	500	0.00	500	0.00
STAFF DEVELOPMENT OFCR MH	0	0.00	0	0.00	250	0.00	250	0.00
QUALITY ASSURANCE SPEC MH	0	0.00	0	0.00	250	0.00	250	0.00
CLIN CASEWORK PRACTITIONER II	0	0.00	0	0.00	250	0.00	250	0.00
MOTOR VEHICLE MECHANIC	0	0.00	0	0.00	250	0.00	250	0.00
FISCAL & ADMINISTRATIVE MGR B2	0	0.00	0	0.00	250	0.00	250	0.00
MENTAL HEALTH MGR B1	0	0.00	0	0.00	250	0.00	250	0.00
MENTAL HEALTH MGR B2	0	0.00	0	0.00	250	0.00	250	0.00
INSTITUTION SUPERINTENDENT	0	0.00	0	0.00	250	0.00	250	0.00

1/29/14 14:24

im\_didetail

**REPORT 10 - FY 2015 GOVERNOR RECOMMENDS**

**DECISION ITEM DETAIL**

Budget Unit	FY 2013	FY 2013	FY 2014	FY 2014	FY 2015	FY 2015	FY 2015	FY 2015
Decision Item	ACTUAL	ACTUAL	BUDGET	BUDGET	DEPT REQ	DEPT REQ	GOV REC	GOV REC
Budget Object Class	DOLLAR	FTE	DOLLAR	FTE	DOLLAR	FTE	DOLLAR	FTE
<b>NEVADA HC</b>								
<b>Pay Plan FY14-Cost to Continue - 0000014</b>								
OFFICE WORKER MISCELLANEOUS	0	0.00	0	0.00	283	0.00	283	0.00
DENTIST	0	0.00	0	0.00	25	0.00	25	0.00
STAFF PHYSICIAN	0	0.00	0	0.00	35	0.00	35	0.00
SPECIAL ASST OFFICE & CLERICAL	0	0.00	0	0.00	250	0.00	250	0.00
DIRECT CARE AIDE	0	0.00	0	0.00	400	0.00	400	0.00
<b>TOTAL - PS</b>	<b>0</b>	<b>0.00</b>	<b>0</b>	<b>0.00</b>	<b>71,566</b>	<b>0.00</b>	<b>71,566</b>	<b>0.00</b>
<b>GRAND TOTAL</b>	<b>\$0</b>	<b>0.00</b>	<b>\$0</b>	<b>0.00</b>	<b>\$71,566</b>	<b>0.00</b>	<b>\$71,566</b>	<b>0.00</b>
<b>GENERAL REVENUE</b>	<b>\$0</b>	<b>0.00</b>	<b>\$0</b>	<b>0.00</b>	<b>\$14,743</b>	<b>0.00</b>	<b>\$14,743</b>	<b>0.00</b>
<b>FEDERAL FUNDS</b>	<b>\$0</b>	<b>0.00</b>	<b>\$0</b>	<b>0.00</b>	<b>\$56,823</b>	<b>0.00</b>	<b>\$56,823</b>	<b>0.00</b>
<b>OTHER FUNDS</b>	<b>\$0</b>	<b>0.00</b>	<b>\$0</b>	<b>0.00</b>	<b>\$0</b>	<b>0.00</b>	<b>\$0</b>	<b>0.00</b>

**REPORT 10 - FY 2015 GOVERNOR RECOMMENDS**

**DECISION ITEM DETAIL**

Budget Unit	FY 2013	FY 2013	FY 2014	FY 2014	FY 2015	FY 2015	FY 2015	FY 2015
Decision Item	ACTUAL	ACTUAL	BUDGET	BUDGET	DEPT REQ	DEPT REQ	GOV REC	GOV REC
Budget Object Class	DOLLAR	FTE	DOLLAR	FTE	DOLLAR	FTE	DOLLAR	FTE
<b>ST LOUIS DDTC</b>								
<b>Pay Plan FY14-Cost to Continue - 0000014</b>								
OFFICE SUPPORT ASST (CLERICAL)	0	0.00	0	0.00	500	0.00	500	0.00
OFFICE SUPPORT ASST (KEYBRD)	0	0.00	0	0.00	1,355	0.00	1,355	0.00
SR OFC SUPPORT ASST (KEYBRD)	0	0.00	0	0.00	3,250	0.00	3,250	0.00
STOREKEEPER I	0	0.00	0	0.00	250	0.00	250	0.00
STOREKEEPER II	0	0.00	0	0.00	250	0.00	250	0.00
ACCOUNT CLERK I	0	0.00	0	0.00	250	0.00	250	0.00
ACCOUNT CLERK II	0	0.00	0	0.00	1,000	0.00	1,000	0.00
ACCOUNTANT I	0	0.00	0	0.00	500	0.00	500	0.00
ACCOUNTANT II	0	0.00	0	0.00	250	0.00	250	0.00
PERSONNEL OFCR II	0	0.00	0	0.00	250	0.00	250	0.00
PERSONNEL ANAL II	0	0.00	0	0.00	500	0.00	500	0.00
TRAINING TECH II	0	0.00	0	0.00	750	0.00	750	0.00
EXECUTIVE I	0	0.00	0	0.00	250	0.00	250	0.00
EXECUTIVE II	0	0.00	0	0.00	500	0.00	500	0.00
REIMBURSEMENT OFFICER I	0	0.00	0	0.00	250	0.00	250	0.00
REIMBURSEMENT OFFICER II	0	0.00	0	0.00	250	0.00	250	0.00
PERSONNEL CLERK	0	0.00	0	0.00	750	0.00	750	0.00
DIETITIAN II	0	0.00	0	0.00	125	0.00	125	0.00
MEDICAL SPEC I	0	0.00	0	0.00	250	0.00	250	0.00
MEDICAL DIR	0	0.00	0	0.00	250	0.00	250	0.00
LPN II GEN	0	0.00	0	0.00	3,200	0.00	3,200	0.00
HLTH CARE PRACTNR(APRN)(PA)	0	0.00	0	0.00	123	0.00	123	0.00
REGISTERED NURSE SENIOR	0	0.00	0	0.00	5,250	0.00	5,250	0.00
REGISTERED NURSE - CLIN OPERS	0	0.00	0	0.00	250	0.00	250	0.00
REGISTERED NURSE SUPERVISOR	0	0.00	0	0.00	1,500	0.00	1,500	0.00
DEVELOPMENTAL ASST I	0	0.00	0	0.00	79,951	0.00	79,951	0.00
DEVELOPMENTAL ASST II	0	0.00	0	0.00	19,000	0.00	19,000	0.00
DEVELOPMENTAL ASST III	0	0.00	0	0.00	9,375	0.00	9,375	0.00
HABILITATION SPECIALIST II	0	0.00	0	0.00	4,000	0.00	4,000	0.00
HABILITATION PROGRAM MGR	0	0.00	0	0.00	250	0.00	250	0.00
ACTIVITY AIDE I	0	0.00	0	0.00	4,750	0.00	4,750	0.00
OCCUPATIONAL THERAPY ASST	0	0.00	0	0.00	750	0.00	750	0.00

1/29/14 14:24

im\_didetail

**REPORT 10 - FY 2015 GOVERNOR RECOMMENDS**

**DECISION ITEM DETAIL**

Budget Unit	FY 2013	FY 2013	FY 2014	FY 2014	FY 2015	FY 2015	FY 2015	FY 2015
Decision Item	ACTUAL	ACTUAL	BUDGET	BUDGET	DEPT REQ	DEPT REQ	GOV REC	GOV REC
Budget Object Class	DOLLAR	FTE	DOLLAR	FTE	DOLLAR	FTE	DOLLAR	FTE
<b>ST LOUIS DDTC</b>								
<b>Pay Plan FY14-Cost to Continue - 0000014</b>								
OCCUPATIONAL THER II	0	0.00	0	0.00	225	0.00	225	0.00
PHYSICAL THERAPIST ASST	0	0.00	0	0.00	250	0.00	250	0.00
LICENSED PROFESSIONAL CNSLR II	0	0.00	0	0.00	500	0.00	500	0.00
LICENSED BEHAVIOR ANALYST	0	0.00	0	0.00	625	0.00	625	0.00
RECREATIONAL THER I	0	0.00	0	0.00	250	0.00	250	0.00
SPEECH-LANGUAGE PATHLGY AST II	0	0.00	0	0.00	650	0.00	650	0.00
UNIT PROGRAM SPV MH	0	0.00	0	0.00	1,250	0.00	1,250	0.00
STAFF DEVELOPMENT OFCR MH	0	0.00	0	0.00	250	0.00	250	0.00
QUALITY ASSURANCE SPEC MH	0	0.00	0	0.00	500	0.00	500	0.00
CLINICAL SOCIAL WORK SPEC	0	0.00	0	0.00	123	0.00	123	0.00
MOTOR VEHICLE DRIVER	0	0.00	0	0.00	750	0.00	750	0.00
CARPENTER	0	0.00	0	0.00	250	0.00	250	0.00
PAINTER	0	0.00	0	0.00	250	0.00	250	0.00
FISCAL & ADMINISTRATIVE MGR B2	0	0.00	0	0.00	250	0.00	250	0.00
MENTAL HEALTH MGR B1	0	0.00	0	0.00	1,000	0.00	1,000	0.00
MENTAL HEALTH MGR B2	0	0.00	0	0.00	500	0.00	500	0.00
REGISTERED NURSE MANAGER B2	0	0.00	0	0.00	250	0.00	250	0.00
<b>TOTAL - PS</b>	<b>0</b>	<b>0.00</b>	<b>0</b>	<b>0.00</b>	<b>148,002</b>	<b>0.00</b>	<b>148,002</b>	<b>0.00</b>
<b>GRAND TOTAL</b>	<b>\$0</b>	<b>0.00</b>	<b>\$0</b>	<b>0.00</b>	<b>\$148,002</b>	<b>0.00</b>	<b>\$148,002</b>	<b>0.00</b>
<b>GENERAL REVENUE</b>	<b>\$0</b>	<b>0.00</b>	<b>\$0</b>	<b>0.00</b>	<b>\$27,889</b>	<b>0.00</b>	<b>\$27,889</b>	<b>0.00</b>
<b>FEDERAL FUNDS</b>	<b>\$0</b>	<b>0.00</b>	<b>\$0</b>	<b>0.00</b>	<b>\$120,113</b>	<b>0.00</b>	<b>\$120,113</b>	<b>0.00</b>
<b>OTHER FUNDS</b>	<b>\$0</b>	<b>0.00</b>	<b>\$0</b>	<b>0.00</b>	<b>\$0</b>	<b>0.00</b>	<b>\$0</b>	<b>0.00</b>



**REPORT 10 - FY 2015 GOVERNOR RECOMMENDS**

**DECISION ITEM DETAIL**

Budget Unit	FY 2013	FY 2013	FY 2014	FY 2014	FY 2015	FY 2015	FY 2015	FY 2015
Decision Item	ACTUAL	ACTUAL	BUDGET	BUDGET	DEPT REQ	DEPT REQ	GOV REC	GOV REC
Budget Object Class	DOLLAR	FTE	DOLLAR	FTE	DOLLAR	FTE	DOLLAR	FTE
<b>SOUTHEAST MO RES SVCS</b>								
<b>Pay Plan FY14-Cost to Continue - 0000014</b>								
ADMIN OFFICE SUPPORT ASSISTANT	0	0.00	0	0.00	250	0.00	250	0.00
OFFICE SUPPORT ASST (KEYBRD)	0	0.00	0	0.00	500	0.00	500	0.00
SR OFC SUPPORT ASST (KEYBRD)	0	0.00	0	0.00	313	0.00	313	0.00
ACCOUNT CLERK II	0	0.00	0	0.00	625	0.00	625	0.00
ACCOUNTANT II	0	0.00	0	0.00	75	0.00	75	0.00
TRAINING TECH II	0	0.00	0	0.00	250	0.00	250	0.00
REIMBURSEMENT OFFICER I	0	0.00	0	0.00	125	0.00	125	0.00
PERSONNEL CLERK	0	0.00	0	0.00	250	0.00	250	0.00
CUSTODIAL WORKER I	0	0.00	0	0.00	250	0.00	250	0.00
COOK II	0	0.00	0	0.00	625	0.00	625	0.00
COOK III	0	0.00	0	0.00	250	0.00	250	0.00
FOOD SERVICE HELPER I	0	0.00	0	0.00	688	0.00	688	0.00
PHYSICIAN	0	0.00	0	0.00	250	0.00	250	0.00
LPN II GEN	0	0.00	0	0.00	2,250	0.00	2,250	0.00
LPN III GEN	0	0.00	0	0.00	250	0.00	250	0.00
REGISTERED NURSE SENIOR	0	0.00	0	0.00	250	0.00	250	0.00
REGISTERED NURSE SUPERVISOR	0	0.00	0	0.00	500	0.00	500	0.00
DEVELOPMENTAL ASST I	0	0.00	0	0.00	34,475	0.00	34,475	0.00
DEVELOPMENTAL ASST II	0	0.00	0	0.00	6,500	0.00	6,500	0.00
DEVELOPMENTAL ASST III	0	0.00	0	0.00	2,000	0.00	2,000	0.00
ASSOC PSYCHOLOGIST II	0	0.00	0	0.00	250	0.00	250	0.00
HABILITATION SPECIALIST II	0	0.00	0	0.00	2,000	0.00	2,000	0.00
LICENSED BEHAVIOR ANALYST	0	0.00	0	0.00	375	0.00	375	0.00
UNIT PROGRAM SPV MH	0	0.00	0	0.00	500	0.00	500	0.00
QUALITY ASSURANCE SPEC MH	0	0.00	0	0.00	250	0.00	250	0.00
FISCAL & ADMINISTRATIVE MGR B2	0	0.00	0	0.00	75	0.00	75	0.00
MENTAL HEALTH MGR B1	0	0.00	0	0.00	750	0.00	750	0.00
INSTITUTION SUPERINTENDENT	0	0.00	0	0.00	250	0.00	250	0.00
CLIENT/PATIENT WORKER	0	0.00	0	0.00	473	0.00	473	0.00

**REPORT 10 - FY 2015 GOVERNOR RECOMMENDS**

**DECISION ITEM DETAIL**

Budget Unit	FY 2013	FY 2013	FY 2014	FY 2014	FY 2015	FY 2015	FY 2015	FY 2015
Decision Item	ACTUAL	ACTUAL	BUDGET	BUDGET	DEPT REQ	DEPT REQ	GOV REC	GOV REC
Budget Object Class	DOLLAR	FTE	DOLLAR	FTE	DOLLAR	FTE	DOLLAR	FTE
<b>SOUTHEAST MO RES SVCS</b>								
<b>Pay Plan FY14-Cost to Continue - 0000014</b>								
DOMESTIC SERVICE WORKER	0	0.00	0	0.00	125	0.00	125	0.00
<b>TOTAL - PS</b>	<b>0</b>	<b>0.00</b>	<b>0</b>	<b>0.00</b>	<b>55,724</b>	<b>0.00</b>	<b>55,724</b>	<b>0.00</b>
<b>GRAND TOTAL</b>	<b>\$0</b>	<b>0.00</b>	<b>\$0</b>	<b>0.00</b>	<b>\$55,724</b>	<b>0.00</b>	<b>\$55,724</b>	<b>0.00</b>
GENERAL REVENUE	\$0	0.00	\$0	0.00	\$12,914	0.00	\$12,914	0.00
FEDERAL FUNDS	\$0	0.00	\$0	0.00	\$42,810	0.00	\$42,810	0.00
OTHER FUNDS	\$0	0.00	\$0	0.00	\$0	0.00	\$0	0.00

**NEW DECISION ITEM**

RANK: \_\_\_\_\_ OF \_\_\_\_\_

<b>Department:</b> Mental Health	<b>Budget Unit:</b> Various
<b>Division:</b> Department-wide	
<b>DI Name:</b> FY14 DMH Provider Rate Increase	<b>DI#:</b> 1650020

**1. AMOUNT OF REQUEST**

	FY 2015 Budget Request					FY 2015 Governor's Recommendation			
	GR	Federal	Other	Total		GR	Federal	Other	Total
PS	0	0	0	0	PS	0	0	0	0
EE	0	0	0	0	EE	0	0	0	0
PSD	3,235,924	0	0	3,235,924	PSD	0	0	0	0
TRF	0	0	0	0	TRF	0	0	0	0
<b>Total</b>	<b>3,235,924</b>	<b>0</b>	<b>0</b>	<b>3,235,924</b>	<b>Total</b>	<b>0</b>	<b>0</b>	<b>0</b>	<b>0</b>
<b>FTE</b>	<b>0.00</b>	<b>0.00</b>	<b>0.00</b>	<b>0.00</b>	<b>FTE</b>	<b>0.00</b>	<b>0.00</b>	<b>0.00</b>	<b>0.00</b>

<b>Est. Fringe</b>	0	0	0	0
--------------------	---	---	---	---

*Note: Fringes budgeted in House Bill 5 except for certain fringes budgeted directly to MoDOT, Highway Patrol, and Conservation.*

<b>Est. Fringe</b>	0	0	0	0
--------------------	---	---	---	---

*Note: Fringes budgeted in House Bill 5 except for certain fringes budgeted directly to MoDOT, Highway Patrol, and Conservation.*

Other Funds: None.

Other Funds: None.

**2. THIS REQUEST CAN BE CATEGORIZED AS:**

<input type="checkbox"/> New Legislation	<input type="checkbox"/> New Program	<input type="checkbox"/> Fund Switch
<input type="checkbox"/> Federal Mandate	<input type="checkbox"/> Program Expansion	<input checked="" type="checkbox"/> Cost to Continue
<input type="checkbox"/> GR Pick-Up	<input type="checkbox"/> Space Request	<input type="checkbox"/> Equipment Replacement
<input type="checkbox"/> Pay Plan	<input type="checkbox"/> Other: _____	

**3. WHY IS THIS FUNDING NEEDED? PROVIDE AN EXPLANATION FOR ITEMS CHECKED IN #2. INCLUDE THE FEDERAL OR STATE STATUTORY OR CONSTITUTIONAL AUTHORIZATION FOR THIS PROGRAM.**

Community based services contracts comprise 80 percent of the Department of Mental Health's (DMH) total budget but serve over 95 percent of DMH consumers. Over the past 20 years contracted community provider reimbursement rates have lagged far behind inflation due to the state's failure to annually adjust provider rates. Providers struggle to meet costs for food, fuel, insurance, and proper staffing. In addition, the community based agencies face daunting challenges in recruitment and retention of qualified staff in clinical and direct care positions. It is difficult for community providers to compete with other health care organizations in the private sector or even with state-operated services. Even in years where annual inflationary adjustments have been made, the cost of medicine, food, transportation, and communication far exceed the inflationary adjustments. An inflationary adjustment is critical to enable contracted providers to continue providing high quality services to DMH consumers.

In FY 2014 funding was appropriated for a three percent (3%) rate increase for community providers. Adequate funding to support the federal appropriation is not available in FY 2015. This item requests the GR funding needed to replace that federal authority and enable DMH to continue the 3% provider rate increase in FY 2015.

**NEW DECISION ITEM**  
**RANK: \_\_\_\_\_ OF \_\_\_\_\_**

**Department:** Mental Health **Budget Unit** Various  
**Division:** Department-wide  
**DI Name:** FY14 DMH Provider Rate Increase **DI#**1650020

**4. DESCRIBE THE DETAILED ASSUMPTIONS USED TO DERIVE THE SPECIFIC REQUESTED AMOUNT. (How did you determine that the requested number of FTE were appropriate? From what source or standard did you derive the requested levels of funding? Were alternatives such as outsourcing or automation considered? If based on new legislation, does request tie to TAFP fiscal note? If not, explain why. Detail which portions of the request are one-times and how those amounts were calculated.)**

**DEPARTMENT REQUEST:**

DMH requests funding to continue the FY 2014 three percent provider rate increase.

HB Section	Approp	Name	Fund	Amount
10.105 ADA Prevention	4649	Community 2000	0101	\$203,898
10.110 ADA Treatment	4147	ADA Treatment Svcs	0101	\$862,966
10.210 CPS Adult Community Programs	2053	Adult Community Program	0101	\$960,864
	1685	Homeless Mentally Ill	0101	\$28,080
10.225 CPS Youth Community Programs	2057	Youth Community Program	0101	\$219,559
10.410 - DD Community Programs	1919	Community Programs	0101	\$255,000
	2072	Community Programs Medicaid Match	0101	\$479,810
	8307	Autism Regional Projects	0101	\$225,747
				<b>\$3,235,924</b>

**GOVERNOR RECOMMENDS:**

DMH requests funding to continue the FY 2014 three percent provider rate increase.

HB Section	Approp	Name	Fund	Amount
10.105 ADA Prevention	4649	Community 2000	0101	\$0 *
10.110 ADA Treatment	4147	ADA Treatment Svcs	0101	\$0 *
10.210 CPS Adult Community Programs	2053	Adult Community Program	0101	\$0 *
	1685	Homeless Mentally Ill	0101	\$0 *
10.225 CPS Youth Community Programs	2057	Youth Community Program	0101	\$0 *
10.410 - DD Community Programs	1919	Community Programs	0101	\$0 *
	2072	Community Programs Medicaid Match	0101	\$0 *
	8307	Autism Regional Projects	0101	\$0 *
				<b>\$0</b>

\*The Governor recommended \$3,235,924 from Medicaid expansion and FMAP core reduction savings.

NEW DECISION ITEM  
RANK: \_\_\_\_\_ OF \_\_\_\_\_

<b>Department:</b> Mental Health	<b>Budget Unit</b> Various
<b>Division:</b> Department-wide	
<b>DI Name:</b> FY14 DMH Provider Rate Increase	<b>DI#</b> 1650020

**5. BREAK DOWN THE REQUEST BY BUDGET OBJECT CLASS, JOB CLASS, AND FUND SOURCE. IDENTIFY ONE-TIME COSTS.**

Budget Object Class/Job Class	Dept Req GR DOLLARS	Dept Req GR FTE	Dept Req FED DOLLARS	Dept Req FED FTE	Dept Req OTHER DOLLARS	Dept Req OTHER FTE	Dept Req TOTAL DOLLARS	Dept Req TOTAL FTE	Dept Req One-Time DOLLARS
Program Distributions (BOBC 800)	3,235,924		0		0		3,235,924		0
<b>Total PSD</b>	<b>3,235,924</b>		<b>0</b>		<b>0</b>		<b>3,235,924</b>		<b>0</b>
<b>Grand Total</b>	<b>3,235,924</b>	<b>0.0</b>	<b>0</b>	<b>0.0</b>	<b>0</b>	<b>0.0</b>	<b>3,235,924</b>	<b>0.0</b>	<b>0</b>

Budget Object Class/Job Class	Gov Rec GR DOLLARS	Gov Rec GR FTE	Gov Rec FED DOLLARS	Gov Rec FED FTE	Gov Rec OTHER DOLLARS	Gov Rec OTHER FTE	Gov Rec TOTAL DOLLARS	Gov Rec TOTAL FTE	Gov Rec One-Time DOLLARS
Program Distributions (BOBC 800)	0		0		0		0		0
<b>Total PSD</b>	<b>0</b>		<b>0</b>		<b>0</b>		<b>0</b>		<b>0</b>
<b>Grand Total</b>	<b>0</b>	<b>0.0</b>	<b>0</b>	<b>0.0</b>	<b>0</b>	<b>0.0</b>	<b>0</b>	<b>0.0</b>	<b>0</b>

**NEW DECISION ITEM**  
**RANK:** \_\_\_\_\_ **OF** \_\_\_\_\_

<b>Department:</b> Mental Health	<b>Budget Unit</b> <u>Various</u>
<b>Division:</b> Department-wide	
<b>DI Name:</b> FY14 DMH Provider Rate Increase	<b>DI#</b> 1650020

**6. PERFORMANCE MEASURES (If new decision item has an associated core, separately identify projected performance with & without additional funding.)**

**6a. Provide an effectiveness measure.**

Not applicable.

**6b. Provide an efficiency measure.**

Not applicable.

**6c. Provide the number of clients/individuals served, if applicable.**

	Total Clients as of 6/30/13	Clients in the Community	% in Community	Clients in Facilities	% in Facilities
Division of ADA	78,523	78,523	100%	0	0%
Division of CPS	77,583	76,343	98%	1,715	2%
Division of DD	33,073	32,615	99%	453	1%

**6d. Provide a customer satisfaction measure, if available.**

Not applicable.

**7. STRATEGIES TO ACHIEVE THE PERFORMANCE MEASUREMENT TARGETS:**

The Department of Mental Health will continue to adjust the current service rates to assist the community providers in recruiting and retaining quality staff and in meeting increased operational costs.

**DECISION ITEM DETAIL**

Budget Unit	FY 2013	FY 2013	FY 2014	FY 2014	FY 2015	FY 2015	FY 2015	FY 2015
Decision Item	ACTUAL	ACTUAL	BUDGET	BUDGET	DEPT REQ	DEPT REQ	GOV REC	GOV REC
Budget Object Class	DOLLAR	FTE	DOLLAR	FTE	DOLLAR	FTE	DOLLAR	FTE
<b>PREVENTION &amp; EDU SERVS</b>								
FY14 DMH Prov Rate Inc - 1650020								
PROGRAM DISTRIBUTIONS	0	0.00	0	0.00	203,898	0.00	0	0.00
TOTAL - PD	0	0.00	0	0.00	203,898	0.00	0	0.00
<b>GRAND TOTAL</b>	<b>\$0</b>	<b>0.00</b>	<b>\$0</b>	<b>0.00</b>	<b>\$203,898</b>	<b>0.00</b>	<b>\$0</b>	<b>0.00</b>
GENERAL REVENUE	\$0	0.00	\$0	0.00	\$203,898	0.00		0.00
FEDERAL FUNDS	\$0	0.00	\$0	0.00	\$0	0.00		0.00
OTHER FUNDS	\$0	0.00	\$0	0.00	\$0	0.00		0.00

**DECISION ITEM DETAIL**

Budget Unit	FY 2013	FY 2013	FY 2014	FY 2014	FY 2015	FY 2015	FY 2015	FY 2015
Decision Item	ACTUAL	ACTUAL	BUDGET	BUDGET	DEPT REQ	DEPT REQ	GOV REC	GOV REC
Budget Object Class	DOLLAR	FTE	DOLLAR	FTE	DOLLAR	FTE	DOLLAR	FTE
<b>ADA TREATMENT SERVICES</b>								
<b>FY14 DMH Prov Rate Inc - 1650020</b>								
PROGRAM DISTRIBUTIONS	0	0.00	0	0.00	862,966	0.00	0	0.00
TOTAL - PD	0	0.00	0	0.00	862,966	0.00	0	0.00
<b>GRAND TOTAL</b>	<b>\$0</b>	<b>0.00</b>	<b>\$0</b>	<b>0.00</b>	<b>\$862,966</b>	<b>0.00</b>	<b>\$0</b>	<b>0.00</b>
GENERAL REVENUE	\$0	0.00	\$0	0.00	\$862,966	0.00		0.00
FEDERAL FUNDS	\$0	0.00	\$0	0.00	\$0	0.00		0.00
OTHER FUNDS	\$0	0.00	\$0	0.00	\$0	0.00		0.00



**DECISION ITEM DETAIL**

Budget Unit	FY 2013	FY 2013	FY 2014	FY 2014	FY 2015	FY 2015	FY 2015	FY 2015
Decision Item	ACTUAL	ACTUAL	BUDGET	BUDGET	DEPT REQ	DEPT REQ	GOV REC	GOV REC
Budget Object Class	DOLLAR	FTE	DOLLAR	FTE	DOLLAR	FTE	DOLLAR	FTE
<b>ADULT COMMUNITY PROGRAM</b>								
<b>FY14 DMH Prov Rate Inc - 1650020</b>								
PROGRAM DISTRIBUTIONS	0	0.00	0	0.00	988,944	0.00	0	0.00
TOTAL - PD	0	0.00	0	0.00	988,944	0.00	0	0.00
<b>GRAND TOTAL</b>	<b>\$0</b>	<b>0.00</b>	<b>\$0</b>	<b>0.00</b>	<b>\$988,944</b>	<b>0.00</b>	<b>\$0</b>	<b>0.00</b>
GENERAL REVENUE	\$0	0.00	\$0	0.00	\$988,944	0.00		0.00
FEDERAL FUNDS	\$0	0.00	\$0	0.00	\$0	0.00		0.00
OTHER FUNDS	\$0	0.00	\$0	0.00	\$0	0.00		0.00

**DECISION ITEM DETAIL**

Budget Unit	FY 2013	FY 2013	FY 2014	FY 2014	FY 2015	FY 2015	FY 2015	FY 2015
Decision Item	ACTUAL	ACTUAL	BUDGET	BUDGET	DEPT REQ	DEPT REQ	GOV REC	GOV REC
Budget Object Class	DOLLAR	FTE	DOLLAR	FTE	DOLLAR	FTE	DOLLAR	FTE
<b>YOUTH COMMUNITY PROGRAM</b>								
<b>FY14 DMH Prov Rate Inc - 1650020</b>								
PROGRAM DISTRIBUTIONS	0	0.00	0	0.00	219,559	0.00	0	0.00
TOTAL - PD	0	0.00	0	0.00	219,559	0.00	0	0.00
<b>GRAND TOTAL</b>	<b>\$0</b>	<b>0.00</b>	<b>\$0</b>	<b>0.00</b>	<b>\$219,559</b>	<b>0.00</b>	<b>\$0</b>	<b>0.00</b>
GENERAL REVENUE	\$0	0.00	\$0	0.00	\$219,559	0.00		0.00
FEDERAL FUNDS	\$0	0.00	\$0	0.00	\$0	0.00		0.00
OTHER FUNDS	\$0	0.00	\$0	0.00	\$0	0.00		0.00

**DECISION ITEM DETAIL**

Budget Unit	FY 2013	FY 2013	FY 2014	FY 2014	FY 2015	FY 2015	FY 2015	FY 2015
Decision Item	ACTUAL	ACTUAL	BUDGET	BUDGET	DEPT REQ	DEPT REQ	GOV REC	GOV REC
Budget Object Class	DOLLAR	FTE	DOLLAR	FTE	DOLLAR	FTE	DOLLAR	FTE
<b>COMMUNITY PROGRAMS</b>								
<b>FY14 DMH Prov Rate Inc - 1650020</b>								
PROGRAM DISTRIBUTIONS	0	0.00	0	0.00	734,810	0.00	0	0.00
TOTAL - PD	0	0.00	0	0.00	734,810	0.00	0	0.00
<b>GRAND TOTAL</b>	<b>\$0</b>	<b>0.00</b>	<b>\$0</b>	<b>0.00</b>	<b>\$734,810</b>	<b>0.00</b>	<b>\$0</b>	<b>0.00</b>
GENERAL REVENUE	\$0	0.00	\$0	0.00	\$734,810	0.00		0.00
FEDERAL FUNDS	\$0	0.00	\$0	0.00	\$0	0.00		0.00
OTHER FUNDS	\$0	0.00	\$0	0.00	\$0	0.00		0.00

**DECISION ITEM DETAIL**

Budget Unit	FY 2013	FY 2013	FY 2014	FY 2014	FY 2015	FY 2015	FY 2015	FY 2015
Decision Item	ACTUAL	ACTUAL	BUDGET	BUDGET	DEPT REQ	DEPT REQ	GOV REC	GOV REC
Budget Object Class	DOLLAR	FTE	DOLLAR	FTE	DOLLAR	FTE	DOLLAR	FTE
<b>AUTISM REGIONAL PROJECTS</b>								
<b>FY14 DMH Prov Rate Inc - 1650020</b>								
PROGRAM DISTRIBUTIONS	0	0.00	0	0.00	225,747	0.00	0	0.00
TOTAL - PD	0	0.00	0	0.00	225,747	0.00	0	0.00
<b>GRAND TOTAL</b>	<b>\$0</b>	<b>0.00</b>	<b>\$0</b>	<b>0.00</b>	<b>\$225,747</b>	<b>0.00</b>	<b>\$0</b>	<b>0.00</b>
GENERAL REVENUE	\$0	0.00	\$0	0.00	\$225,747	0.00		0.00
FEDERAL FUNDS	\$0	0.00	\$0	0.00	\$0	0.00		0.00
OTHER FUNDS	\$0	0.00	\$0	0.00	\$0	0.00		0.00

**NEW DECISION ITEM**

RANK: \_\_\_\_\_ OF \_\_\_\_\_

<b>Department: Mental Health</b>	<b>Budget Unit</b> <u>Various</u>
<b>Division: Department-wide</b>	
<b>DI Name: Additional DMH Authority</b>	<b>DI#1650012</b>

**1. AMOUNT OF REQUEST**

	FY 2015 Budget Request					FY 2015 Governor's Recommendation			
	GR	Federal	Other	Total		GR	Federal	Other	Total
<b>PS</b>	0	0	0	0	<b>PS</b>	0	0	0	0
<b>EE</b>	0	0	0	0	<b>EE</b>	0	0	0	0
<b>PSD</b>	0	10,915,510	2,000,000	12,915,510	<b>PSD</b>	0	10,933,712	2,600,000	13,533,712
<b>TRF</b>	0	0	0	0	<b>TRF</b>	0	0	0	0
<b>Total</b>	<u>0</u>	<u>10,915,510</u>	<u>2,000,000</u>	<u>12,915,510</u>	<b>Total</b>	<u>0</u>	<u>10,933,712</u>	<u>2,600,000</u>	<u>13,533,712</u>
<b>FTE</b>	<b>0.00</b>	<b>0.00</b>	<b>0.00</b>	<b>0.00</b>	<b>FTE</b>	<b>0.00</b>	<b>0.00</b>	<b>0.00</b>	<b>0.00</b>

<b>Est. Fringe</b>	0	0	0	0
--------------------	---	---	---	---

*Note: Fringes budgeted in House Bill 5 except for certain fringes budgeted directly to MoDOT, Highway Patrol, and Conservation.*

<b>Est. Fringe</b>	0	0	0	0
--------------------	---	---	---	---

*Note: Fringes budgeted in House Bill 5 except for certain fringes budgeted directly to MoDOT, Highway Patrol, and Conservation.*

Other Funds: Mental Health Interagency Payment Fund (MHIPF) (0109) - \$2,000,000.

Other Funds: Mental Health Interagency Payment Fund (MHIPF) (0109) - \$2,000,000; Mental Health Earnings Fund (MHEF) - \$600,000.

**2. THIS REQUEST CAN BE CATEGORIZED AS:**

<input type="checkbox"/> New Legislation	<input type="checkbox"/> New Program	<input type="checkbox"/> Fund Switch
<input type="checkbox"/> Federal Mandate	<input type="checkbox"/> Program Expansion	<input type="checkbox"/> Cost to Continue
<input type="checkbox"/> GR Pick-Up	<input type="checkbox"/> Space Request	<input type="checkbox"/> Equipment Replacement
<input type="checkbox"/> Pay Plan	<input checked="" type="checkbox"/> Other: <u>Additional Authority</u>	

NEW DECISION ITEM

RANK: \_\_\_\_\_ OF \_\_\_\_\_

Department: <u>Mental Health</u>	Budget Unit	<u>Various</u>
Division: <u>Department-wide</u>		
DI Name: <u>Additional DMH Authority</u>	DI# <u>1650012</u>	

**3. WHY IS THIS FUNDING NEEDED? PROVIDE AN EXPLANATION FOR ITEMS CHECKED IN #2. INCLUDE THE FEDERAL OR STATE STATUTORY OR CONSTITUTIONAL AUTHORIZATION FOR THIS PROGRAM.**

The Division of Developmental Disabilities (DD) is requesting \$10,000,000 in federal authority in appropriation 2074 for FY 2015. DD received a supplemental in FY 2013 for \$10,000,000 in federal authority in appropriation 2074 due to the "E" being removed from that appropriation. The increase was not included in the FY 2014 core, so a FY 2014 supplemental is being requested. This appropriation is used to cover the state match costs of consumers who are served through a Medicaid waiver.

Additionally, DD is requesting \$2,000,000 in Mental Health Interagency Payment Fund authority in appropriation 0399 for FY 2015. The "E" was removed from Mental Health Interagency Payment Fund, appropriation 0399, so a FY 2014 supplemental for authority in the amount of \$2,000,000 is being requested. This appropriation is used to accept funds from the Department of Social Services for match costs for consumers who are in Children's Division custody but are served through the DD Home and Community Based Waiver. A FY 2015 cost-to-continue is being requested for both appropriation 2074 and 0399 in this new decision item.

The Division of Behavioral Health (DBH) is requesting additional Federal authority for the MO HealthNet Medicaid match appropriation 6678 in FY 2015 due to the conversion of a non-Medicaid program to an Intensive Residential Treatment Service (IRTS) Medicaid reimbursable program.

The DBH is also requesting an increase in Federal authority in appropriation 8791 for FY 2015. The department's Substance Abuse Traffic Offender Program (SATOP) offers multiple levels of intervention to those with substance-related driving offenses. The most intensive level is the Serious and Repeat Offender Program (SROP), which offers a comprehensive menu of treatment services to aid those offenders who have substance use disorders and have multiple substance-related driving offenses. As this program is nearly identical to the services offered through the Medicaid-reimbursable Comprehensive Substance Treatment and Rehabilitation (CSTAR) program across the state, the division is requesting that these programs convert to CSTAR. This would enable programs to access the federal match for services when providing Medicaid-eligible services in SROP. SROP was enacted with the passage of HB 302 and 38 in the 2001 legislative session, in which the department was instructed to develop and certify a program to provide education and rehabilitation services for repeat offenders to reduce the incidence of impaired driving. The SROP works in conjunction with the state's DWI courts to meet the clinical needs of this population.

**NEW DECISION ITEM**

RANK: \_\_\_\_\_ OF \_\_\_\_\_

<b>Department: Mental Health</b>	<b>Budget Unit</b>	<b>Various</b>
<b>Division: Department-wide</b>		
<b>DI Name: Additional DMH Authority</b>	<b>DI#1650012</b>	

**4. DESCRIBE THE DETAILED ASSUMPTIONS USED TO DERIVE THE SPECIFIC REQUESTED AMOUNT. (How did you determine that the requested number of FTE were appropriate? From what source or standard did you derive the requested levels of funding? Were alternatives such as outsourcing or automation considered? If based on new legislation, does request tie to TAFP fiscal note? If not, explain why. Detail which portions of the request are one-times and how those amounts were calculated.)**

**DEPARTMENT REQUEST:**

The "E" was removed from appropriation 2074 in FY 2013 budget and as a result, the Division of DD requested a new decision item in the FY 2013 Supplemental budget. The Division will continue to need this level of appropriation authority in the FY 2015 budget. Additional authority is requested in appropriation 0399 to allow the Division of DD to accept payment from the Department of Social Services for match costs for consumers who are in Children's Division custody, but receiving services through DD waivers. Additionally, authority is requested in appropriations 8791 and 6678 to allow for the conversion of non-Medicaid services to Medicaid eligible services.

HB Section	Fund	Approp	Approp Name	Amount
10.410	0148	2074	DD Community Programs-Medicaid Match	\$ 10,000,000
10.410	0109	0399	DFS Clients	\$ 2,000,000
10.120	0148	8791	SATOP Medicaid	\$ 477,531
10.210	0148	6678	Adult Community Program Medicaid	\$ 437,979
			Total	\$ 12,915,510

**GOVERNOR RECOMMENDS:**

The "E" was removed from appropriation 2074 in FY 2013 budget and as a result, the Division of DD requested a new decision item in the FY 2013 Supplemental budget. The Division will continue to need this level of appropriation authority in the FY 2015 budget. Additional authority is requested in appropriation 0399 to allow the Division of DD to accept payment from the Department of Social Services for match costs for consumers who are in Children's Division custody, but receiving services through DD waivers. Additionally, authority is requested in appropriations 8791 and 6678 to allow for the conversion of non-Medicaid services to Medicaid eligible services. Authority is also being increased for SATOP appropriation 3901 to meet projected program expenditures.

HB Section	Fund	Approp	Approp Name	Amount
10.410	0148	2074	DD Community Programs-Medicaid Match	\$ 10,000,000
10.410	0109	0399	DFS Clients	\$ 2,000,000
10.120	0148	8791	SATOP Medicaid	\$ 487,025
10.120	0288	3901	SATOP	\$ 600,000
10.210	0148	6678	Adult Community Program Medicaid	\$ 446,687
			Total	\$ 13,533,712

**NEW DECISION ITEM**

RANK: \_\_\_\_\_ OF \_\_\_\_\_

<b>Department: Mental Health</b>	<b>Budget Unit</b>	<b>Various</b>
<b>Division: Department-wide</b>		
<b>DI Name: Additional DMH Authority</b>	<b>DI#1650012</b>	

**5. BREAK DOWN THE REQUEST BY BUDGET OBJECT CLASS, JOB CLASS, AND FUND SOURCE. IDENTIFY ONE-TIME COSTS.**

Budget Object Class/Job Class	Dept Req	Dept Req	Dept Req	Dept Req		Dept Req	Dept Req	Dept Req	Dept Req	
	GR	GR	FED	FED	FTE	OTHER	OTHER	TOTAL	TOTAL	
	DOLLARS	FTE	DOLLARS	DOLLARS	FTE	DOLLARS	FTE	DOLLARS	FTE	DOLLARS
Program Distributions (BOBC 800)			10,915,510			2,000,000		12,915,510		
<b>Total PSD</b>	<b>0</b>		<b>10,915,510</b>			<b>2,000,000</b>		<b>12,915,510</b>		<b>0</b>
<b>Grand Total</b>	<b>0</b>	<b>0.0</b>	<b>10,915,510</b>		<b>0.0</b>	<b>2,000,000</b>	<b>0.0</b>	<b>12,915,510</b>	<b>0.0</b>	<b>0</b>

Budget Object Class/Job Class	Gov Rec	Gov Rec	Gov Rec	Gov Rec		Gov Rec	Gov Rec	Gov Rec	Gov Rec	
	GR	GR	FED	FED	FTE	OTHER	OTHER	TOTAL	TOTAL	
	DOLLARS	FTE	DOLLARS	DOLLARS	FTE	DOLLARS	FTE	DOLLARS	FTE	DOLLARS
Program Distributions (BOBC 800)	0		10,933,712			2,600,000		13,533,712		
<b>Total PSD</b>	<b>0</b>		<b>10,933,712</b>			<b>2,600,000</b>		<b>13,533,712</b>		<b>0</b>
<b>Grand Total</b>	<b>0</b>	<b>0.0</b>	<b>10,933,712</b>		<b>0.0</b>	<b>2,600,000</b>	<b>0.0</b>	<b>13,533,712</b>	<b>0.0</b>	<b>0</b>

**6. PERFORMANCE MEASURES (If new decision item has an associated core, separately identify projected performance with & without additional funding.)**

<p><b>6a. Provide an effectiveness measure.</b> Not applicable.</p> <p><b>6c. Provide the number of clients/individuals served, if applicable.</b> Not applicable.</p>	<p><b>6b. Provide an efficiency measure.</b> Not applicable.</p> <p><b>6d. Provide a customer satisfaction measure, if available.</b> Not available.</p>
--------------------------------------------------------------------------------------------------------------------------------------------------------------------------------	------------------------------------------------------------------------------------------------------------------------------------------------------------------

**7. STRATEGIES TO ACHIEVE THE PERFORMANCE MEASUREMENT TARGETS:**  
 Additional authority is necessary as a result of losing the "E" on various appropriations; as well as the conversion of programs from non-Medicaid to Medicaid reimbursable programs and program expenditures.



**REPORT 10 - FY 2015 GOVERNOR RECOMMENDS**

**DECISION ITEM DETAIL**

Budget Unit	FY 2013	FY 2013	FY 2014	FY 2014	FY 2015	FY 2015	FY 2015	FY 2015
Decision Item	ACTUAL	ACTUAL	BUDGET	BUDGET	DEPT REQ	DEPT REQ	GOV REC	GOV REC
Budget Object Class	DOLLAR	FTE	DOLLAR	FTE	DOLLAR	FTE	DOLLAR	FTE
<b>SATOP</b>								
<b>Additional DMH Authority - 1650012</b>								
PROGRAM DISTRIBUTIONS	0	0.00	0	0.00	477,531	0.00	1,087,025	0.00
TOTAL - PD	0	0.00	0	0.00	477,531	0.00	1,087,025	0.00
<b>GRAND TOTAL</b>	<b>\$0</b>	<b>0.00</b>	<b>\$0</b>	<b>0.00</b>	<b>\$477,531</b>	<b>0.00</b>	<b>\$1,087,025</b>	<b>0.00</b>
GENERAL REVENUE	\$0	0.00	\$0	0.00	\$0	0.00	\$0	0.00
FEDERAL FUNDS	\$0	0.00	\$0	0.00	\$477,531	0.00	\$487,025	0.00
OTHER FUNDS	\$0	0.00	\$0	0.00	\$0	0.00	\$600,000	0.00

**REPORT 10 - FY 2015 GOVERNOR RECOMMENDS**

**DECISION ITEM DETAIL**

Budget Unit	FY 2013	FY 2013	FY 2014	FY 2014	FY 2015	FY 2015	FY 2015	FY 2015
Decision Item	ACTUAL	ACTUAL	BUDGET	BUDGET	DEPT REQ	DEPT REQ	GOV REC	GOV REC
Budget Object Class	DOLLAR	FTE	DOLLAR	FTE	DOLLAR	FTE	DOLLAR	FTE
<b>ADULT COMMUNITY PROGRAM</b>								
<b>Additional DMH Authority - 1650012</b>								
PROGRAM DISTRIBUTIONS	0	0.00	0	0.00	437,979	0.00	446,687	0.00
TOTAL - PD	0	0.00	0	0.00	437,979	0.00	446,687	0.00
<b>GRAND TOTAL</b>	<b>\$0</b>	<b>0.00</b>	<b>\$0</b>	<b>0.00</b>	<b>\$437,979</b>	<b>0.00</b>	<b>\$446,687</b>	<b>0.00</b>
GENERAL REVENUE	\$0	0.00	\$0	0.00	\$0	0.00	\$0	0.00
FEDERAL FUNDS	\$0	0.00	\$0	0.00	\$437,979	0.00	\$446,687	0.00
OTHER FUNDS	\$0	0.00	\$0	0.00	\$0	0.00	\$0	0.00

**REPORT 10 - FY 2015 GOVERNOR RECOMMENDS**

**DECISION ITEM DETAIL**

Budget Unit	FY 2013	FY 2013	FY 2014	FY 2014	FY 2015	FY 2015	FY 2015	FY 2015
Decision Item	ACTUAL	ACTUAL	BUDGET	BUDGET	DEPT REQ	DEPT REQ	GOV REC	GOV REC
Budget Object Class	DOLLAR	FTE	DOLLAR	FTE	DOLLAR	FTE	DOLLAR	FTE
<b>COMMUNITY PROGRAMS</b>								
<b>Additional DMH Authority - 1650012</b>								
PROGRAM DISTRIBUTIONS	0	0.00	0	0.00	12,000,000	0.00	12,000,000	0.00
TOTAL - PD	0	0.00	0	0.00	12,000,000	0.00	12,000,000	0.00
<b>GRAND TOTAL</b>	<b>\$0</b>	<b>0.00</b>	<b>\$0</b>	<b>0.00</b>	<b>\$12,000,000</b>	<b>0.00</b>	<b>\$12,000,000</b>	<b>0.00</b>
GENERAL REVENUE	\$0	0.00	\$0	0.00	\$0	0.00	\$0	0.00
FEDERAL FUNDS	\$0	0.00	\$0	0.00	\$10,000,000	0.00	\$10,000,000	0.00
OTHER FUNDS	\$0	0.00	\$0	0.00	\$2,000,000	0.00	\$2,000,000	0.00

**NEW DECISION ITEM**

RANK: \_\_\_\_\_ OF \_\_\_\_\_

<b>Department: Mental Health</b>	<b>Budget Unit 66325C, 69209C, 69274C, and 74205C</b>
<b>Division: Departmentwide</b>	
<b>DI Name: DMH FMAP Adjustment</b>	<b>DI#1650022</b>

**1. AMOUNT OF REQUEST**

	FY 2015 Budget Request					FY 2015 Governor's Recommendation			
	GR	Federal	Other	Total		GR	Federal	Other	Total
PS	0	0	0	0	PS	0	0	0	0
EE	0	0	0	0	EE	0	0	0	0
PSD	0	0	0	0	PSD	0	10,885,952	0	10,885,952
TRF	0	0	0	0	TRF	0	0	0	0
<b>Total</b>	<b>0</b>	<b>0</b>	<b>0</b>	<b>0</b>	<b>Total</b>	<b>0</b>	<b>10,885,952</b>	<b>0</b>	<b>10,885,952</b>
FTE	0.00	0.00	0.00	0.00	FTE	0.00	0.00	0.00	0.00

<b>Est. Fringe</b>	0	0	0	0
--------------------	---	---	---	---

*Note: Fringes budgeted in House Bill 5 except for certain fringes budgeted directly to MoDOT, Highway Patrol, and Conservation.*

<b>Est. Fringe</b>	0	0	0	0
--------------------	---	---	---	---

*Note: Fringes budgeted in House Bill 5 except for certain fringes budgeted directly to MoDOT, Highway Patrol, and Conservation.*

Other Funds: Not applicable.

Other Funds: None.

**2. THIS REQUEST CAN BE CATEGORIZED AS:**

<input type="checkbox"/> New Legislation	<input type="checkbox"/> New Program	<input type="checkbox"/> Fund Switch
<input type="checkbox"/> Federal Mandate	<input type="checkbox"/> Program Expansion	<input type="checkbox"/> Cost to Continue
<input type="checkbox"/> GR Pick-Up	<input type="checkbox"/> Space Request	<input type="checkbox"/> Equipment Replacement
<input type="checkbox"/> Pay Plan	<input checked="" type="checkbox"/> Other: FFP Rate Adjustment	

**3. WHY IS THIS FUNDING NEEDED? PROVIDE AN EXPLANATION FOR ITEMS CHECKED IN #2. INCLUDE THE FEDERAL OR STATE STATUTORY OR CONSTITUTIONAL AUTHORIZATION FOR THIS PROGRAM.**

The federal share of the blended Federal Medical Assistance Percentage (FMAP) rate will increase in FY 2015; thereby decreasing the state's share. As a result, the Governor recommended additional Federal Authority in the appropriate house bill sections utilizing MO HealthNet funding. Also, as a result of the increase in the federal share, corresponding General Revenue amounts are reduced in core funding or used to offset new decision items.

**NEW DECISION ITEM**

RANK: \_\_\_\_\_ OF \_\_\_\_\_

<b>Department: Mental Health</b>	<b>Budget Unit 66325C, 69209C, 69274C, and 74205C</b>
<b>Division: Departmentwide</b>	
<b>DI Name: DMH FMAP Adjustment</b>	<b>DI#1650022</b>

**4. DESCRIBE THE DETAILED ASSUMPTIONS USED TO DERIVE THE SPECIFIC REQUESTED AMOUNT. (How did you determine that the requested number of FTE were appropriate? From what source or standard did you derive the requested levels of funding? Were alternatives such as outsourcing or automation considered? If based on new legislation, does request tie to TAFP fiscal note? If not, explain why. Detail which portions of the request are one-times and how those amounts were calculated.)**

**DEPARTMENT REQUEST:**

Not applicable.

**GOVERNOR RECOMMENDS:**

An updated FMAP rate was acquired after the Request cycle, therefore corresponding changes were made in the Governor Recommends cycle. The blended FMAP rate will increase in FY 2015 from 61.865% to 63.095% which will require a decrease in GR, HIF, HFT, and MHEF match funding and corresponding increase in the federal authority in the appropriate sections utilizing MO HealthNet funding.

<b>HB Section</b>	<b>Approp</b>	<b>Type</b>	<b>Fund</b>	<b>Amount</b>
10.110 ADA Federal Medicaid - PSD	6677	PSD	0148	\$ 695,104
10.210 CPS - Adult Community Programs - Medicaid - PSD	6678	PSD	0148	\$ 2,664,495
10.225 CPS - Youth Community Programs - Federal	6679	PSD	0148	\$ 678,487
10.410 DD Community Programs Medicaid - PSD	6680	PSD	0148	\$ 6,527,192
10.410 DD Community Programs Medicaid Match - PSD	2074	PSD	0148	\$ 320,674
			<b>Total:</b>	<b>\$10,885,952</b>
			<b>Total Federal:</b>	<b>\$10,885,952</b>

**NEW DECISION ITEM**

RANK: \_\_\_\_\_ OF \_\_\_\_\_

<b>Department:</b> Mental Health	<b>Budget Unit</b> 66325C, 69209C, 69274C, and 74205C
<b>Division:</b> Departmentwide	
<b>DI Name:</b> DMH FMAP Adjustment	<b>DI#</b> 1650022

**5. BREAK DOWN THE REQUEST BY BUDGET OBJECT CLASS, JOB CLASS, AND FUND SOURCE. IDENTIFY ONE-TIME COSTS.**

	Dept Req GR DOLLARS	Dept Req GR FTE	Dept Req FED DOLLARS	Dept Req FED FTE	Dept Req OTHER DOLLARS	Dept Req OTHER FTE	Dept Req TOTAL DOLLARS	Dept Req TOTAL FTE	Dept Req One-Time DOLLARS
Not applicable.	0		0		0		0		0
<b>Total PSD</b>	<b>0</b>		<b>0</b>		<b>0</b>		<b>0</b>		<b>0</b>
<b>Grand Total</b>	<b>0</b>	<b>0.0</b>	<b>0</b>	<b>0.0</b>	<b>0</b>	<b>0.0</b>	<b>0</b>	<b>0.0</b>	<b>0</b>

	Gov Rec GR DOLLARS	Gov Rec GR FTE	Gov Rec FED DOLLARS	Gov Rec FED FTE	Gov Rec OTHER DOLLARS	Gov Rec OTHER FTE	Gov Rec TOTAL DOLLARS	Gov Rec TOTAL FTE	Gov Rec One-Time DOLLARS
Program Distributions (BOBC 800)	0		10,885,952		0		10,885,952		
<b>Total PSD</b>	<b>0</b>		<b>10,885,952</b>		<b>0</b>		<b>10,885,952</b>		<b>0</b>
<b>Grand Total</b>	<b>0</b>	<b>0.0</b>	<b>10,885,952</b>	<b>0.0</b>	<b>0</b>	<b>0.0</b>	<b>10,885,952</b>	<b>0.0</b>	<b>0</b>

**6. PERFORMANCE MEASURES (If new decision item has an associated core, separately identify projected performance with & without additional funding.)**

- |                                                                                                                                                                                |                                                                                                                                                                   |
|--------------------------------------------------------------------------------------------------------------------------------------------------------------------------------|-------------------------------------------------------------------------------------------------------------------------------------------------------------------|
| <p><b>6a. Provide an effectiveness measure.</b><br/>Not applicable.</p> <p><b>6c. Provide the number of clients/individuals served, if applicable.</b><br/>Not applicable.</p> | <p><b>6b. Provide an efficiency measure.</b><br/>Not applicable.</p> <p><b>6d. Provide a customer satisfaction measure, if available.</b><br/>Not applicable.</p> |
|--------------------------------------------------------------------------------------------------------------------------------------------------------------------------------|-------------------------------------------------------------------------------------------------------------------------------------------------------------------|

**7. STRATEGIES TO ACHIEVE THE PERFORMANCE MEASUREMENT TARGETS:**

Not applicable.

**REPORT 10 - FY 2015 GOVERNOR RECOMMENDS**

**DECISION ITEM DETAIL**

Budget Unit	FY 2013	FY 2013	FY 2014	FY 2014	FY 2015	FY 2015	FY 2015	FY 2015
Decision Item	ACTUAL	ACTUAL	BUDGET	BUDGET	DEPT REQ	DEPT REQ	GOV REC	GOV REC
Budget Object Class	DOLLAR	FTE	DOLLAR	FTE	DOLLAR	FTE	DOLLAR	FTE
<b>ADA TREATMENT SERVICES</b>								
<b>DMH FMAP Core Adjustment - 1650022</b>								
PROGRAM DISTRIBUTIONS	0	0.00	0	0.00	0	0.00	695,104	0.00
TOTAL - PD	0	0.00	0	0.00	0	0.00	695,104	0.00
<b>GRAND TOTAL</b>	<b>\$0</b>	<b>0.00</b>	<b>\$0</b>	<b>0.00</b>	<b>\$0</b>	<b>0.00</b>	<b>\$695,104</b>	<b>0.00</b>
GENERAL REVENUE	\$0	0.00	\$0	0.00	\$0	0.00	\$0	0.00
FEDERAL FUNDS	\$0	0.00	\$0	0.00	\$0	0.00	\$695,104	0.00
OTHER FUNDS	\$0	0.00	\$0	0.00	\$0	0.00	\$0	0.00

**REPORT 10 - FY 2015 GOVERNOR RECOMMENDS**

**DECISION ITEM DETAIL**

Budget Unit	FY 2013	FY 2013	FY 2014	FY 2014	FY 2015	FY 2015	FY 2015	FY 2015
Decision Item	ACTUAL	ACTUAL	BUDGET	BUDGET	DEPT REQ	DEPT REQ	GOV REC	GOV REC
Budget Object Class	DOLLAR	FTE	DOLLAR	FTE	DOLLAR	FTE	DOLLAR	FTE
<b>ADULT COMMUNITY PROGRAM</b>								
<b>DMH FMAP Core Adjustment - 1650022</b>								
PROGRAM DISTRIBUTIONS	0	0.00	0	0.00	0	0.00	2,664,495	0.00
TOTAL - PD	0	0.00	0	0.00	0	0.00	2,664,495	0.00
<b>GRAND TOTAL</b>	<b>\$0</b>	<b>0.00</b>	<b>\$0</b>	<b>0.00</b>	<b>\$0</b>	<b>0.00</b>	<b>\$2,664,495</b>	<b>0.00</b>
GENERAL REVENUE	\$0	0.00	\$0	0.00	\$0	0.00	\$0	0.00
FEDERAL FUNDS	\$0	0.00	\$0	0.00	\$0	0.00	\$2,664,495	0.00
OTHER FUNDS	\$0	0.00	\$0	0.00	\$0	0.00	\$0	0.00



**REPORT 10 - FY 2015 GOVERNOR RECOMMENDS**

**DECISION ITEM DETAIL**

Budget Unit	FY 2013	FY 2013	FY 2014	FY 2014	FY 2015	FY 2015	FY 2015	FY 2015
Decision Item	ACTUAL	ACTUAL	BUDGET	BUDGET	DEPT REQ	DEPT REQ	GOV REC	GOV REC
Budget Object Class	DOLLAR	FTE	DOLLAR	FTE	DOLLAR	FTE	DOLLAR	FTE
<b>YOUTH COMMUNITY PROGRAM</b>								
<b>DMH FMAP Core Adjustment - 1650022</b>								
PROGRAM DISTRIBUTIONS	0	0.00	0	0.00	0	0.00	678,487	0.00
TOTAL - PD	0	0.00	0	0.00	0	0.00	678,487	0.00
<b>GRAND TOTAL</b>	<b>\$0</b>	<b>0.00</b>	<b>\$0</b>	<b>0.00</b>	<b>\$0</b>	<b>0.00</b>	<b>\$678,487</b>	<b>0.00</b>
GENERAL REVENUE	\$0	0.00	\$0	0.00	\$0	0.00	\$0	0.00
FEDERAL FUNDS	\$0	0.00	\$0	0.00	\$0	0.00	\$678,487	0.00
OTHER FUNDS	\$0	0.00	\$0	0.00	\$0	0.00	\$0	0.00

**REPORT 10 - FY 2015 GOVERNOR RECOMMENDS**

**DECISION ITEM DETAIL**

Budget Unit	FY 2013	FY 2013	FY 2014	FY 2014	FY 2015	FY 2015	FY 2015	FY 2015
Decision Item	ACTUAL	ACTUAL	BUDGET	BUDGET	DEPT REQ	DEPT REQ	GOV REC	GOV REC
Budget Object Class	DOLLAR	FTE	DOLLAR	FTE	DOLLAR	FTE	DOLLAR	FTE
<b>COMMUNITY PROGRAMS</b>								
<b>DMH FMAP Core Adjustment - 1650022</b>								
PROGRAM DISTRIBUTIONS	0	0.00	0	0.00	0	0.00	6,847,866	0.00
TOTAL - PD	0	0.00	0	0.00	0	0.00	6,847,866	0.00
<b>GRAND TOTAL</b>	<b>\$0</b>	<b>0.00</b>	<b>\$0</b>	<b>0.00</b>	<b>\$0</b>	<b>0.00</b>	<b>\$6,847,866</b>	<b>0.00</b>
GENERAL REVENUE	\$0	0.00	\$0	0.00	\$0	0.00	\$0	0.00
FEDERAL FUNDS	\$0	0.00	\$0	0.00	\$0	0.00	\$6,847,866	0.00
OTHER FUNDS	\$0	0.00	\$0	0.00	\$0	0.00	\$0	0.00

**NEW DECISION ITEM**

RANK: 3 OF \_\_\_\_\_

<b>Department:</b> Mental Health	<b>Budget Unit</b> <u>Various</u>
<b>Division:</b> Department-wide	
<b>DI Name:</b> PAB Recommended Position Increases	<b>DI#</b> 0000016

**1. AMOUNT OF REQUEST**

	FY 2015 Budget Request				FY 2015 Governor's Recommendation			
	GR	Federal	Other	Total	GR	Federal	Other	Total
PS	0	0	0	0	2,182,963	0	22,834	2,205,797
EE	0	0	0	0	0	0	0	0
PSD	0	0	0	0	22,834	0	0	22,834
TRF	0	0	0	0	0	0	0	0
<b>Total</b>	<b>0</b>	<b>0</b>	<b>0</b>	<b>0</b>	<b>2,205,797</b>	<b>0</b>	<b>22,834</b>	<b>2,228,631</b>
FTE	0.00	0.00	0.00	0.00	0.00	0.00	0.00	0.00

<b>Est. Fringe</b>	0	0	0	0
--------------------	---	---	---	---

*Note: Fringes budgeted in House Bill 5 except for certain fringes budgeted directly to MoDOT, Highway Patrol, and Conservation.*

<b>Est. Fringe</b>	557,747	0	5,834	563,581
--------------------	---------	---	-------	---------

*Note: Fringes budgeted in House Bill 5 except for certain fringes budgeted directly to MoDOT, Highway Patrol, and Conservation.*

Other Funds: Not applicable.

Other Funds: Mental Health Earnings Fund - MHEF (0288) - \$22,834.

**2. THIS REQUEST CAN BE CATEGORIZED AS:**

<input type="checkbox"/> New Legislation	<input type="checkbox"/> New Program	<input type="checkbox"/> Fund Switch
<input type="checkbox"/> Federal Mandate	<input type="checkbox"/> Program Expansion	<input type="checkbox"/> Cost to Continue
<input type="checkbox"/> GR Pick-Up	<input type="checkbox"/> Space Request	<input type="checkbox"/> Equipment Replacement
<input checked="" type="checkbox"/> Pay Plan	<input type="checkbox"/> Other: _____	

**3. WHY IS THIS FUNDING NEEDED? PROVIDE AN EXPLANATION FOR ITEMS CHECKED IN #2. INCLUDE THE FEDERAL OR STATE STATUTORY OR CONSTITUTIONAL AUTHORIZATION FOR THIS PROGRAM.**

As part of the Pay Plan Recommendations for FY 2015, the Personnel Advisory Board (PAB) proposed targeted, class specific salary increases for certain registered nurse, youth specialist and children's service worker positions to improve recruitment and retention. As part of its recommendations, the PAB found the voluntary turnover rates for the entry-level job classes within each of these employee groups to be markedly high, with Youth Specialist I at 39.7%, Children's Service Worker I at 36.6%, and Registered Nurse at 46.8%. The PAB also recommended a targeted security differential for registered nurses working for the Department of Mental Health (DMH) in the maximum and intermediate security facilities at the Fulton State Hospital and Farmington. For registered nursing positions at Fulton, the vacancy rate is approximately 38%. The PAB had recommended this differential for FY 2014, but it was not funded in the budget process.

**NEW DECISION ITEM**

RANK: 3 OF \_\_\_\_\_

<b>Department:</b> <u>Mental Health</u>	<b>Budget Unit</b> <u>Various</u>
<b>Division:</b> <u>Department-wide</u>	
<b>DI Name:</b> <u>PAB Recommended Position Increases</u> <b>DI#</b> <u>0000016</u>	

**4. DESCRIBE THE DETAILED ASSUMPTIONS USED TO DERIVE THE SPECIFIC REQUESTED AMOUNT. (How did you determine that the requested number of FTE were appropriate? From what source or standard did you derive the requested levels of funding? Were alternatives such as outsourcing or automation considered? If based on new legislation, does request tie to TAFP fiscal note? If not, explain why. Detail which portions of the request are one-times and how those amounts were calculated.)**

**DEPARTMENT REQUEST:**

Not applicable.

**GOVERNOR RECOMMENDS:**

The recommended amounts were calculated by applying the following factors to core funded salary amounts for each of the job classes below:

- Youth Specialist I -- Repositioning from Range 15 to Range 16 and a two-step targeted within-grade increase.
- Youth Specialist II, Youth Group Leader, Children's Service Worker I and II, Children's Service Supervisor -- Two-step targeted within-grade increase.
- Registered Nurse, Registered Nurse Senior, Registered Nurse – Clinical Operations, Registered Nurse Supervisor -- 6% salary adjustment.
- Registered Nurse Manager (Bands 1-3) -- 5% salary adjustment.
- DMH Maximum & Intermediate Security Facility Registered Nurse positions -- 10% & 5% salary adjustments.

**5. BREAK DOWN THE REQUEST BY BUDGET OBJECT CLASS, JOB CLASS, AND FUND SOURCE. IDENTIFY ONE-TIME COSTS.**

	Dept Req GR DOLLARS	Dept Req GR FTE	Dept Req FED DOLLARS	Dept Req FED FTE	Dept Req OTHER DOLLARS	Dept Req OTHER FTE	Dept Req TOTAL DOLLARS	Dept Req TOTAL FTE	Dept Req One-Time DOLLARS
<b>Budget Object Class/Job Class</b>									
Not applicable.									

**NEW DECISION ITEM**  
**RANK: 3 OF \_\_\_\_\_**

<b>Department: Mental Health</b>	<b>Budget Unit</b> <u>Various</u>
<b>Division: Department-wide</b>	
<b>DI Name: PAB Recommended Position Increases</b>	<b>DI#0000016</b>

<b>5. BREAK DOWN THE REQUEST BY BUDGET OBJECT CLASS, JOB CLASS, AND FUND SOURCE. IDENTIFY ONE-TIME COSTS. (Continued)</b>									
<b>Budget Object Class/Job Class</b>	<b>Gov Rec GR DOLLARS</b>	<b>Gov Rec GR FTE</b>	<b>Gov Rec FED DOLLARS</b>	<b>Gov Rec FED FTE</b>	<b>Gov Rec OTHER DOLLARS</b>	<b>Gov Rec OTHER FTE</b>	<b>Gov Rec TOTAL DOLLARS</b>	<b>Gov Rec TOTAL FTE</b>	<b>Gov Rec One-Time DOLLARS</b>
Salary and Wages (BOBC 100)	2,182,963				22,834		2,205,797	0.00	
<b>Total PS</b>	<b>2,182,963</b>	<b>0.00</b>	<b>0</b>	<b>0.00</b>	<b>22,834</b>	<b>0.00</b>	<b>2,205,797</b>	<b>0.00</b>	<b>0</b>
Program Distributions (BOBC 800)	22,834						22,834		
<b>Total PSD</b>	<b>22,834</b>		<b>0</b>		<b>0</b>		<b>22,834</b>		<b>0</b>
<b>Grand Total</b>	<b>2,205,797</b>	<b>0.00</b>	<b>0</b>	<b>0.00</b>	<b>22,834</b>	<b>0.00</b>	<b>2,228,631</b>	<b>0.00</b>	<b>0</b>

**REPORT 10 - FY 2015 GOVERNOR RECOMMENDS**

**DECISION ITEM DETAIL**

Budget Unit	FY 2013	FY 2013	FY 2014	FY 2014	FY 2015	FY 2015	FY 2015	FY 2015
Decision Item	ACTUAL	ACTUAL	BUDGET	BUDGET	DEPT REQ	DEPT REQ	GOV REC	GOV REC
Budget Object Class	DOLLAR	FTE	DOLLAR	FTE	DOLLAR	FTE	DOLLAR	FTE
<b>SOUTHEAST MO RES SVCS</b>								
<b>PAB Recommended Position Incrs - 0000016</b>								
REGISTERED NURSE SENIOR	0	0.00	0	0.00	0	0.00	3,564	0.00
REGISTERED NURSE SUPERVISOR	0	0.00	0	0.00	0	0.00	7,574	0.00
<b>TOTAL - PS</b>	<b>0</b>	<b>0.00</b>	<b>0</b>	<b>0.00</b>	<b>0</b>	<b>0.00</b>	<b>11,138</b>	<b>0.00</b>
<b>GRAND TOTAL</b>	<b>\$0</b>	<b>0.00</b>	<b>\$0</b>	<b>0.00</b>	<b>\$0</b>	<b>0.00</b>	<b>\$11,138</b>	<b>0.00</b>
<b>GENERAL REVENUE</b>	<b>\$0</b>	<b>0.00</b>	<b>\$0</b>	<b>0.00</b>	<b>\$0</b>	<b>0.00</b>	<b>\$11,138</b>	<b>0.00</b>
<b>FEDERAL FUNDS</b>	<b>\$0</b>	<b>0.00</b>	<b>\$0</b>	<b>0.00</b>	<b>\$0</b>	<b>0.00</b>	<b>\$0</b>	<b>0.00</b>
<b>OTHER FUNDS</b>	<b>\$0</b>	<b>0.00</b>	<b>\$0</b>	<b>0.00</b>	<b>\$0</b>	<b>0.00</b>	<b>\$0</b>	<b>0.00</b>

**REPORT 10 - FY 2015 GOVERNOR RECOMMENDS**

**DECISION ITEM DETAIL**

Budget Unit	FY 2013	FY 2013	FY 2014	FY 2014	FY 2015	FY 2015	FY 2015	FY 2015
Decision Item	ACTUAL	ACTUAL	BUDGET	BUDGET	DEPT REQ	DEPT REQ	GOV REC	GOV REC
Budget Object Class	DOLLAR	FTE	DOLLAR	FTE	DOLLAR	FTE	DOLLAR	FTE
<b>ADA TREATMENT SERVICES</b>								
<b>PAB Recommended Position Incrs - 0000016</b>								
REGISTERED NURSE	0	0.00	0	0.00	0	0.00	2,788	0.00
REGISTERED NURSE SENIOR	0	0.00	0	0.00	0	0.00	3,161	0.00
<b>TOTAL - PS</b>	<b>0</b>	<b>0.00</b>	<b>0</b>	<b>0.00</b>	<b>0</b>	<b>0.00</b>	<b>5,949</b>	<b>0.00</b>
<b>GRAND TOTAL</b>	<b>\$0</b>	<b>0.00</b>	<b>\$0</b>	<b>0.00</b>	<b>\$0</b>	<b>0.00</b>	<b>\$5,949</b>	<b>0.00</b>
GENERAL REVENUE	\$0	0.00	\$0	0.00	\$0	0.00	\$5,949	0.00
FEDERAL FUNDS	\$0	0.00	\$0	0.00	\$0	0.00	\$0	0.00
OTHER FUNDS	\$0	0.00	\$0	0.00	\$0	0.00	\$0	0.00

**REPORT 10 - FY 2015 GOVERNOR RECOMMENDS**

**DECISION ITEM DETAIL**

Budget Unit	FY 2013	FY 2013	FY 2014	FY 2014	FY 2015	FY 2015	FY 2015	FY 2015
Decision Item	ACTUAL	ACTUAL	BUDGET	BUDGET	DEPT REQ	DEPT REQ	GOV REC	GOV REC
Budget Object Class	DOLLAR	FTE	DOLLAR	FTE	DOLLAR	FTE	DOLLAR	FTE
<b>CPS FACILITY SUPPORT</b>								
<b>PAB Recommended Position Incrs - 0000016</b>								
REGISTERED NURSE III	0	0.00	0	0.00	0	0.00	2,890	0.00
<b>TOTAL - PS</b>	<b>0</b>	<b>0.00</b>	<b>0</b>	<b>0.00</b>	<b>0</b>	<b>0.00</b>	<b>2,890</b>	<b>0.00</b>
<b>GRAND TOTAL</b>	<b>\$0</b>	<b>0.00</b>	<b>\$0</b>	<b>0.00</b>	<b>\$0</b>	<b>0.00</b>	<b>\$2,890</b>	<b>0.00</b>
GENERAL REVENUE	\$0	0.00	\$0	0.00	\$0	0.00	\$2,890	0.00
FEDERAL FUNDS	\$0	0.00	\$0	0.00	\$0	0.00	\$0	0.00
OTHER FUNDS	\$0	0.00	\$0	0.00	\$0	0.00	\$0	0.00



**REPORT 10 - FY 2015 GOVERNOR RECOMMENDS**

**DECISION ITEM DETAIL**

Budget Unit	FY 2013	FY 2013	FY 2014	FY 2014	FY 2015	FY 2015	FY 2015	FY 2015
Decision Item	ACTUAL	ACTUAL	BUDGET	BUDGET	DEPT REQ	DEPT REQ	GOV REC	GOV REC
Budget Object Class	DOLLAR	FTE	DOLLAR	FTE	DOLLAR	FTE	DOLLAR	FTE
<b>ADULT COMMUNITY PRGM SOUTHWEST</b>								
<b>PAB Recommended Position Incrs - 0000016</b>								
REGISTERED NURSE SENIOR	0	0.00	0	0.00	0	0.00	11,830	0.00
REGISTERED NURSE SUPERVISOR	0	0.00	0	0.00	0	0.00	11,004	0.00
<b>TOTAL - PD</b>	<b>0</b>	<b>0.00</b>	<b>0</b>	<b>0.00</b>	<b>0</b>	<b>0.00</b>	<b>22,834</b>	<b>0.00</b>
<b>GRAND TOTAL</b>	<b>\$0</b>	<b>0.00</b>	<b>\$0</b>	<b>0.00</b>	<b>\$0</b>	<b>0.00</b>	<b>\$22,834</b>	<b>0.00</b>
GENERAL REVENUE	\$0	0.00	\$0	0.00	\$0	0.00	\$22,834	0.00
FEDERAL FUNDS	\$0	0.00	\$0	0.00	\$0	0.00	\$0	0.00
OTHER FUNDS	\$0	0.00	\$0	0.00	\$0	0.00	\$0	0.00

**REPORT 10 - FY 2015 GOVERNOR RECOMMENDS**

**DECISION ITEM DETAIL**

Budget Unit	FY 2013	FY 2013	FY 2014	FY 2014	FY 2015	FY 2015	FY 2015	FY 2015
Decision Item	ACTUAL	ACTUAL	BUDGET	BUDGET	DEPT REQ	DEPT REQ	GOV REC	GOV REC
Budget Object Class	DOLLAR	FTE	DOLLAR	FTE	DOLLAR	FTE	DOLLAR	FTE
<b>FULTON STATE HOSPITAL</b>								
<b>PAB Recommended Position Incrs - 0000016</b>								
REGISTERED NURSE SENIOR	0	0.00	0	0.00	0	0.00	337,948	0.00
REGISTERED NURSE - CLIN OPERS	0	0.00	0	0.00	0	0.00	24,256	0.00
REGISTERED NURSE SUPERVISOR	0	0.00	0	0.00	0	0.00	81,959	0.00
REGISTERED NURSE MANAGER B2	0	0.00	0	0.00	0	0.00	15,388	0.00
REGISTERED NURSE MANAGER B3	0	0.00	0	0.00	0	0.00	4,651	0.00
<b>TOTAL - PS</b>	<b>0</b>	<b>0.00</b>	<b>0</b>	<b>0.00</b>	<b>0</b>	<b>0.00</b>	<b>464,202</b>	<b>0.00</b>
<b>GRAND TOTAL</b>	<b>\$0</b>	<b>0.00</b>	<b>\$0</b>	<b>0.00</b>	<b>\$0</b>	<b>0.00</b>	<b>\$464,202</b>	<b>0.00</b>
<b>GENERAL REVENUE</b>	<b>\$0</b>	<b>0.00</b>	<b>\$0</b>	<b>0.00</b>	<b>\$0</b>	<b>0.00</b>	<b>\$464,202</b>	<b>0.00</b>
<b>FEDERAL FUNDS</b>	<b>\$0</b>	<b>0.00</b>	<b>\$0</b>	<b>0.00</b>	<b>\$0</b>	<b>0.00</b>	<b>\$0</b>	<b>0.00</b>
<b>OTHER FUNDS</b>	<b>\$0</b>	<b>0.00</b>	<b>\$0</b>	<b>0.00</b>	<b>\$0</b>	<b>0.00</b>	<b>\$0</b>	<b>0.00</b>

**REPORT 10 - FY 2015 GOVERNOR RECOMMENDS**

**DECISION ITEM DETAIL**

Budget Unit	FY 2013	FY 2013	FY 2014	FY 2014	FY 2015	FY 2015	FY 2015	FY 2015
Decision Item	ACTUAL	ACTUAL	BUDGET	BUDGET	DEPT REQ	DEPT REQ	GOV REC	GOV REC
Budget Object Class	DOLLAR	FTE	DOLLAR	FTE	DOLLAR	FTE	DOLLAR	FTE
<b>FULTON-SORTS</b>								
<b>PAB Recommended Position Incrs - 0000016</b>								
REGISTERED NURSE SENIOR	0	0.00	0	0.00	0	0.00	191,629	0.00
REGISTERED NURSE SUPERVISOR	0	0.00	0	0.00	0	0.00	20,674	0.00
<b>TOTAL - PS</b>	<b>0</b>	<b>0.00</b>	<b>0</b>	<b>0.00</b>	<b>0</b>	<b>0.00</b>	<b>212,303</b>	<b>0.00</b>
<b>GRAND TOTAL</b>	<b>\$0</b>	<b>0.00</b>	<b>\$0</b>	<b>0.00</b>	<b>\$0</b>	<b>0.00</b>	<b>\$212,303</b>	<b>0.00</b>
GENERAL REVENUE	\$0	0.00	\$0	0.00	\$0	0.00	\$212,303	0.00
FEDERAL FUNDS	\$0	0.00	\$0	0.00	\$0	0.00	\$0	0.00
OTHER FUNDS	\$0	0.00	\$0	0.00	\$0	0.00	\$0	0.00

**REPORT 10 - FY 2015 GOVERNOR RECOMMENDS**

**DECISION ITEM DETAIL**

Budget Unit	FY 2013	FY 2013	FY 2014	FY 2014	FY 2015	FY 2015	FY 2015	FY 2015
Decision Item	ACTUAL	ACTUAL	BUDGET	BUDGET	DEPT REQ	DEPT REQ	GOV REC	GOV REC
Budget Object Class	DOLLAR	FTE	DOLLAR	FTE	DOLLAR	FTE	DOLLAR	FTE
<b>NORTHWEST MO PSY REHAB CENTER</b>								
<b>PAB Recommended Position Incrs - 0000016</b>								
REGISTERED NURSE	0	0.00	0	0.00	0	0.00	47,588	0.00
REGISTERED NURSE SENIOR	0	0.00	0	0.00	0	0.00	59,539	0.00
REGISTERED NURSE - CLIN OPERS	0	0.00	0	0.00	0	0.00	7,959	0.00
REGISTERED NURSE SUPERVISOR	0	0.00	0	0.00	0	0.00	23,541	0.00
REGISTERED NURSE MANAGER B2	0	0.00	0	0.00	0	0.00	3,497	0.00
REGISTERED NURSE MANAGER B3	0	0.00	0	0.00	0	0.00	4,095	0.00
<b>TOTAL - PS</b>	<b>0</b>	<b>0.00</b>	<b>0</b>	<b>0.00</b>	<b>0</b>	<b>0.00</b>	<b>146,219</b>	<b>0.00</b>
<b>GRAND TOTAL</b>	<b>\$0</b>	<b>0.00</b>	<b>\$0</b>	<b>0.00</b>	<b>\$0</b>	<b>0.00</b>	<b>\$146,219</b>	<b>0.00</b>
GENERAL REVENUE	\$0	0.00	\$0	0.00	\$0	0.00	\$146,219	0.00
FEDERAL FUNDS	\$0	0.00	\$0	0.00	\$0	0.00	\$0	0.00
OTHER FUNDS	\$0	0.00	\$0	0.00	\$0	0.00	\$0	0.00

**REPORT 10 - FY 2015 GOVERNOR RECOMMENDS**

**DECISION ITEM DETAIL**

Budget Unit	FY 2013	FY 2013	FY 2014	FY 2014	FY 2015	FY 2015	FY 2015	FY 2015
Decision Item	ACTUAL	ACTUAL	BUDGET	BUDGET	DEPT REQ	DEPT REQ	GOV REC	GOV REC
Budget Object Class	DOLLAR	FTE	DOLLAR	FTE	DOLLAR	FTE	DOLLAR	FTE
<b>ST LOUIS PSYCHIATRIC REHAB CT</b>								
<b>PAB Recommended Position Incrs - 0000016</b>								
REGISTERED NURSE SENIOR	0	0.00	0	0.00	0	0.00	129,496	0.00
REGISTERED NURSE - CLIN OPERS	0	0.00	0	0.00	0	0.00	8,083	0.00
REGISTERED NURSE SUPERVISOR	0	0.00	0	0.00	0	0.00	33,552	0.00
REGISTERED NURSE MANAGER B3	0	0.00	0	0.00	0	0.00	4,226	0.00
<b>TOTAL - PS</b>	<b>0</b>	<b>0.00</b>	<b>0</b>	<b>0.00</b>	<b>0</b>	<b>0.00</b>	<b>175,357</b>	<b>0.00</b>
<b>GRAND TOTAL</b>	<b>\$0</b>	<b>0.00</b>	<b>\$0</b>	<b>0.00</b>	<b>\$0</b>	<b>0.00</b>	<b>\$175,357</b>	<b>0.00</b>
<b>GENERAL REVENUE</b>	<b>\$0</b>	<b>0.00</b>	<b>\$0</b>	<b>0.00</b>	<b>\$0</b>	<b>0.00</b>	<b>\$175,357</b>	<b>0.00</b>
<b>FEDERAL FUNDS</b>	<b>\$0</b>	<b>0.00</b>	<b>\$0</b>	<b>0.00</b>	<b>\$0</b>	<b>0.00</b>	<b>\$0</b>	<b>0.00</b>
<b>OTHER FUNDS</b>	<b>\$0</b>	<b>0.00</b>	<b>\$0</b>	<b>0.00</b>	<b>\$0</b>	<b>0.00</b>	<b>\$0</b>	<b>0.00</b>

**REPORT 10 - FY 2015 GOVERNOR RECOMMENDS**

**DECISION ITEM DETAIL**

Budget Unit	FY 2013	FY 2013	FY 2014	FY 2014	FY 2015	FY 2015	FY 2015	FY 2015
Decision Item	ACTUAL	ACTUAL	BUDGET	BUDGET	DEPT REQ	DEPT REQ	GOV REC	GOV REC
Budget Object Class	DOLLAR	FTE	DOLLAR	FTE	DOLLAR	FTE	DOLLAR	FTE
<b>SOUTHWEST MO PSY REHAB CENTER</b>								
<b>PAB Recommended Position Incrs - 0000016</b>								
REGISTERED NURSE SENIOR	0	0.00	0	0.00	0	0.00	11,830	0.00
REGISTERED NURSE SUPERVISOR	0	0.00	0	0.00	0	0.00	11,004	0.00
<b>TOTAL - PS</b>	<b>0</b>	<b>0.00</b>	<b>0</b>	<b>0.00</b>	<b>0</b>	<b>0.00</b>	<b>22,834</b>	<b>0.00</b>
<b>GRAND TOTAL</b>	<b>\$0</b>	<b>0.00</b>	<b>\$0</b>	<b>0.00</b>	<b>\$0</b>	<b>0.00</b>	<b>\$22,834</b>	<b>0.00</b>
GENERAL REVENUE	\$0	0.00	\$0	0.00	\$0	0.00	\$0	0.00
FEDERAL FUNDS	\$0	0.00	\$0	0.00	\$0	0.00	\$0	0.00
OTHER FUNDS	\$0	0.00	\$0	0.00	\$0	0.00	\$22,834	0.00

**REPORT 10 - FY 2015 GOVERNOR RECOMMENDS**

**DECISION ITEM DETAIL**

Budget Unit	FY 2013	FY 2013	FY 2014	FY 2014	FY 2015	FY 2015	FY 2015	FY 2015
Decision Item	ACTUAL	ACTUAL	BUDGET	BUDGET	DEPT REQ	DEPT REQ	GOV REC	GOV REC
Budget Object Class	DOLLAR	FTE	DOLLAR	FTE	DOLLAR	FTE	DOLLAR	FTE
<b>METRO ST LOUIS PSYCH CENTER</b>								
<b>PAB Recommended Position Incrs - 0000016</b>								
REGISTERED NURSE	0	0.00	0	0.00	0	0.00	2,777	0.00
REGISTERED NURSE SENIOR	0	0.00	0	0.00	0	0.00	57,963	0.00
REGISTERED NURSE - CLIN OPERS	0	0.00	0	0.00	0	0.00	7,682	0.00
REGISTERED NURSE SUPERVISOR	0	0.00	0	0.00	0	0.00	14,616	0.00
REGISTERED NURSE MANAGER B3	0	0.00	0	0.00	0	0.00	4,265	0.00
<b>TOTAL - PS</b>	<b>0</b>	<b>0.00</b>	<b>0</b>	<b>0.00</b>	<b>0</b>	<b>0.00</b>	<b>87,303</b>	<b>0.00</b>
<b>GRAND TOTAL</b>	<b>\$0</b>	<b>0.00</b>	<b>\$0</b>	<b>0.00</b>	<b>\$0</b>	<b>0.00</b>	<b>\$87,303</b>	<b>0.00</b>
GENERAL REVENUE	\$0	0.00	\$0	0.00	\$0	0.00	\$87,303	0.00
FEDERAL FUNDS	\$0	0.00	\$0	0.00	\$0	0.00	\$0	0.00
OTHER FUNDS	\$0	0.00	\$0	0.00	\$0	0.00	\$0	0.00

**REPORT 10 - FY 2015 GOVERNOR RECOMMENDS**

**DECISION ITEM DETAIL**

Budget Unit	FY 2013	FY 2013	FY 2014	FY 2014	FY 2015	FY 2015	FY 2015	FY 2015
Decision Item	ACTUAL	ACTUAL	BUDGET	BUDGET	DEPT REQ	DEPT REQ	GOV REC	GOV REC
Budget Object Class	DOLLAR	FTE	DOLLAR	FTE	DOLLAR	FTE	DOLLAR	FTE
<b>SEMO MHC-SORTS</b>								
<b>PAB Recommended Position Incls - 0000016</b>								
REGISTERED NURSE	0	0.00	0	0.00	0	0.00	24,354	0.00
REGISTERED NURSE SENIOR	0	0.00	0	0.00	0	0.00	179,129	0.00
REGISTERED NURSE - CLIN OPERS	0	0.00	0	0.00	0	0.00	12,969	0.00
REGISTERED NURSE SUPERVISOR	0	0.00	0	0.00	0	0.00	38,944	0.00
REGISTERED NURSE MANAGER B1	0	0.00	0	0.00	0	0.00	13,170	0.00
REGISTERED NURSE MANAGER B2	0	0.00	0	0.00	0	0.00	6,742	0.00
<b>TOTAL - PS</b>	<b>0</b>	<b>0.00</b>	<b>0</b>	<b>0.00</b>	<b>0</b>	<b>0.00</b>	<b>275,308</b>	<b>0.00</b>
<b>GRAND TOTAL</b>	<b>\$0</b>	<b>0.00</b>	<b>\$0</b>	<b>0.00</b>	<b>\$0</b>	<b>0.00</b>	<b>\$275,308</b>	<b>0.00</b>
GENERAL REVENUE	\$0	0.00	\$0	0.00	\$0	0.00	\$275,308	0.00
FEDERAL FUNDS	\$0	0.00	\$0	0.00	\$0	0.00	\$0	0.00
OTHER FUNDS	\$0	0.00	\$0	0.00	\$0	0.00	\$0	0.00



**REPORT 10 - FY 2015 GOVERNOR RECOMMENDS**

**DECISION ITEM DETAIL**

Budget Unit	FY 2013	FY 2013	FY 2014	FY 2014	FY 2015	FY 2015	FY 2015	FY 2015
Decision Item	ACTUAL	ACTUAL	BUDGET	BUDGET	DEPT REQ	DEPT REQ	GOV REC	GOV REC
Budget Object Class	DOLLAR	FTE	DOLLAR	FTE	DOLLAR	FTE	DOLLAR	FTE
<b>SOUTHEAST MO MHC</b>								
<b>PAB Recommended Position Incrs - 0000016</b>								
REGISTERED NURSE	0	0.00	0	0.00	0	0.00	17,342	0.00
REGISTERED NURSE SENIOR	0	0.00	0	0.00	0	0.00	154,310	0.00
REGISTERED NURSE - CLIN OPERS	0	0.00	0	0.00	0	0.00	10,259	0.00
REGISTERED NURSE SUPERVISOR	0	0.00	0	0.00	0	0.00	22,109	0.00
REGISTERED NURSE MANAGER B1	0	0.00	0	0.00	0	0.00	9,367	0.00
REGISTERED NURSE MANAGER B2	0	0.00	0	0.00	0	0.00	6,784	0.00
REGISTERED NURSE MANAGER B3	0	0.00	0	0.00	0	0.00	3,288	0.00
<b>TOTAL - PS</b>	<b>0</b>	<b>0.00</b>	<b>0</b>	<b>0.00</b>	<b>0</b>	<b>0.00</b>	<b>223,459</b>	<b>0.00</b>
<b>GRAND TOTAL</b>	<b>\$0</b>	<b>0.00</b>	<b>\$0</b>	<b>0.00</b>	<b>\$0</b>	<b>0.00</b>	<b>\$223,459</b>	<b>0.00</b>
GENERAL REVENUE	\$0	0.00	\$0	0.00	\$0	0.00	\$223,459	0.00
FEDERAL FUNDS	\$0	0.00	\$0	0.00	\$0	0.00	\$0	0.00
OTHER FUNDS	\$0	0.00	\$0	0.00	\$0	0.00	\$0	0.00

**REPORT 10 - FY 2015 GOVERNOR RECOMMENDS**

**DECISION ITEM DETAIL**

Budget Unit	FY 2013	FY 2013	FY 2014	FY 2014	FY 2015	FY 2015	FY 2015	FY 2015
Decision Item	ACTUAL	ACTUAL	BUDGET	BUDGET	DEPT REQ	DEPT REQ	GOV REC	GOV REC
Budget Object Class	DOLLAR	FTE	DOLLAR	FTE	DOLLAR	FTE	DOLLAR	FTE
<b>CTR FOR BEHAVIORAL MEDICINE</b>								
<b>PAB Recommended Position Incrs - 0000016</b>								
REGISTERED NURSE I	0	0.00	0	0.00	0	0.00	2,550	0.00
REGISTERED NURSE	0	0.00	0	0.00	0	0.00	12,222	0.00
REGISTERED NURSE SENIOR	0	0.00	0	0.00	0	0.00	53,565	0.00
REGISTERED NURSE - CLIN OPERS	0	0.00	0	0.00	0	0.00	12,094	0.00
REGISTERED NURSE SUPERVISOR	0	0.00	0	0.00	0	0.00	12,376	0.00
REGISTERED NURSE MANAGER B2	0	0.00	0	0.00	0	0.00	3,578	0.00
REGISTERED NURSE MANAGER B3	0	0.00	0	0.00	0	0.00	4,101	0.00
<b>TOTAL - PS</b>	<b>0</b>	<b>0.00</b>	<b>0</b>	<b>0.00</b>	<b>0</b>	<b>0.00</b>	<b>100,486</b>	<b>0.00</b>
<b>GRAND TOTAL</b>	<b>\$0</b>	<b>0.00</b>	<b>\$0</b>	<b>0.00</b>	<b>\$0</b>	<b>0.00</b>	<b>\$100,486</b>	<b>0.00</b>
<b>GENERAL REVENUE</b>	<b>\$0</b>	<b>0.00</b>	<b>\$0</b>	<b>0.00</b>	<b>\$0</b>	<b>0.00</b>	<b>\$100,486</b>	<b>0.00</b>
<b>FEDERAL FUNDS</b>	<b>\$0</b>	<b>0.00</b>	<b>\$0</b>	<b>0.00</b>	<b>\$0</b>	<b>0.00</b>	<b>\$0</b>	<b>0.00</b>
<b>OTHER FUNDS</b>	<b>\$0</b>	<b>0.00</b>	<b>\$0</b>	<b>0.00</b>	<b>\$0</b>	<b>0.00</b>	<b>\$0</b>	<b>0.00</b>

**REPORT 10 - FY 2015 GOVERNOR RECOMMENDS**

**DECISION ITEM DETAIL**

Budget Unit	FY 2013	FY 2013	FY 2014	FY 2014	FY 2015	FY 2015	FY 2015	FY 2015
Decision Item	ACTUAL	ACTUAL	BUDGET	BUDGET	DEPT REQ	DEPT REQ	GOV REC	GOV REC
Budget Object Class	DOLLAR	FTE	DOLLAR	FTE	DOLLAR	FTE	DOLLAR	FTE
<b>HAWTHORN CHILD PSYCH HOSP</b>								
<b>PAB Recommended Position Incrs - 0000016</b>								
REGISTERED NURSE SENIOR	0	0.00	0	0.00	0	0.00	71,133	0.00
REGISTERED NURSE - CLIN OPERS	0	0.00	0	0.00	0	0.00	7,088	0.00
REGISTERED NURSE SUPERVISOR	0	0.00	0	0.00	0	0.00	15,150	0.00
REGISTERED NURSE MANAGER B3	0	0.00	0	0.00	0	0.00	4,010	0.00
<b>TOTAL - PS</b>	<b>0</b>	<b>0.00</b>	<b>0</b>	<b>0.00</b>	<b>0</b>	<b>0.00</b>	<b>97,381</b>	<b>0.00</b>
<b>GRAND TOTAL</b>	<b>\$0</b>	<b>0.00</b>	<b>\$0</b>	<b>0.00</b>	<b>\$0</b>	<b>0.00</b>	<b>\$97,381</b>	<b>0.00</b>
GENERAL REVENUE	\$0	0.00	\$0	0.00	\$0	0.00	\$97,381	0.00
FEDERAL FUNDS	\$0	0.00	\$0	0.00	\$0	0.00	\$0	0.00
OTHER FUNDS	\$0	0.00	\$0	0.00	\$0	0.00	\$0	0.00

**REPORT 10 - FY 2015 GOVERNOR RECOMMENDS**

**DECISION ITEM DETAIL**

Budget Unit	FY 2013	FY 2013	FY 2014	FY 2014	FY 2015	FY 2015	FY 2015	FY 2015
Decision Item	ACTUAL	ACTUAL	BUDGET	BUDGET	DEPT REQ	DEPT REQ	GOV REC	GOV REC
Budget Object Class	DOLLAR	FTE	DOLLAR	FTE	DOLLAR	FTE	DOLLAR	FTE
<b>COTTONWOOD RESIDENTL TRMT CTR</b>								
<b>PAB Recommended Position Incrs - 0000016</b>								
REGISTERED NURSE	0	0.00	0	0.00	0	0.00	4,162	0.00
REGISTERED NURSE SENIOR	0	0.00	0	0.00	0	0.00	3,502	0.00
REGISTERED NURSE SUPERVISOR	0	0.00	0	0.00	0	0.00	3,713	0.00
<b>TOTAL - PS</b>	<b>0</b>	<b>0.00</b>	<b>0</b>	<b>0.00</b>	<b>0</b>	<b>0.00</b>	<b>11,377</b>	<b>0.00</b>
<b>GRAND TOTAL</b>	<b>\$0</b>	<b>0.00</b>	<b>\$0</b>	<b>0.00</b>	<b>\$0</b>	<b>0.00</b>	<b>\$11,377</b>	<b>0.00</b>
<b>GENERAL REVENUE</b>	<b>\$0</b>	<b>0.00</b>	<b>\$0</b>	<b>0.00</b>	<b>\$0</b>	<b>0.00</b>	<b>\$11,377</b>	<b>0.00</b>
<b>FEDERAL FUNDS</b>	<b>\$0</b>	<b>0.00</b>	<b>\$0</b>	<b>0.00</b>	<b>\$0</b>	<b>0.00</b>	<b>\$0</b>	<b>0.00</b>
<b>OTHER FUNDS</b>	<b>\$0</b>	<b>0.00</b>	<b>\$0</b>	<b>0.00</b>	<b>\$0</b>	<b>0.00</b>	<b>\$0</b>	<b>0.00</b>

**REPORT 10 - FY 2015 GOVERNOR RECOMMENDS**

**DECISION ITEM DETAIL**

Budget Unit	FY 2013	FY 2013	FY 2014	FY 2014	FY 2015	FY 2015	FY 2015	FY 2015
Decision Item	ACTUAL	ACTUAL	BUDGET	BUDGET	DEPT REQ	DEPT REQ	GOV REC	GOV REC
Budget Object Class	DOLLAR	FTE	DOLLAR	FTE	DOLLAR	FTE	DOLLAR	FTE
<b>COMMUNITY PROGRAMS</b>								
<b>PAB Recommended Position Incrs - 0000016</b>								
REGISTERED NURSE - CLIN OPERS	0	0.00	0	0.00	0	0.00	3,564	0.00
<b>TOTAL - PS</b>	<b>0</b>	<b>0.00</b>	<b>0</b>	<b>0.00</b>	<b>0</b>	<b>0.00</b>	<b>3,564</b>	<b>0.00</b>
<b>GRAND TOTAL</b>	<b>\$0</b>	<b>0.00</b>	<b>\$0</b>	<b>0.00</b>	<b>\$0</b>	<b>0.00</b>	<b>\$3,564</b>	<b>0.00</b>
GENERAL REVENUE	\$0	0.00	\$0	0.00	\$0	0.00	\$3,564	0.00
FEDERAL FUNDS	\$0	0.00	\$0	0.00	\$0	0.00	\$0	0.00
OTHER FUNDS	\$0	0.00	\$0	0.00	\$0	0.00	\$0	0.00

**REPORT 10 - FY 2015 GOVERNOR RECOMMENDS**

**DECISION ITEM DETAIL**

Budget Unit	FY 2013	FY 2013	FY 2014	FY 2014	FY 2015	FY 2015	FY 2015	FY 2015
Decision Item	ACTUAL	ACTUAL	BUDGET	BUDGET	DEPT REQ	DEPT REQ	GOV REC	GOV REC
Budget Object Class	DOLLAR	FTE	DOLLAR	FTE	DOLLAR	FTE	DOLLAR	FTE
<b>ALBANY RO</b>								
<b>PAB Recommended Position Incrs - 0000016</b>								
REGISTERED NURSE SENIOR	0	0.00	0	0.00	0	0.00	6,240	0.00
<b>TOTAL - PS</b>	<b>0</b>	<b>0.00</b>	<b>0</b>	<b>0.00</b>	<b>0</b>	<b>0.00</b>	<b>6,240</b>	<b>0.00</b>
<b>GRAND TOTAL</b>	<b>\$0</b>	<b>0.00</b>	<b>\$0</b>	<b>0.00</b>	<b>\$0</b>	<b>0.00</b>	<b>\$6,240</b>	<b>0.00</b>
GENERAL REVENUE	\$0	0.00	\$0	0.00	\$0	0.00	\$6,240	0.00
FEDERAL FUNDS	\$0	0.00	\$0	0.00	\$0	0.00	\$0	0.00
OTHER FUNDS	\$0	0.00	\$0	0.00	\$0	0.00	\$0	0.00

**REPORT 10 - FY 2015 GOVERNOR RECOMMENDS**

**DECISION ITEM DETAIL**

Budget Unit	FY 2013	FY 2013	FY 2014	FY 2014	FY 2015	FY 2015	FY 2015	FY 2015
Decision Item	ACTUAL	ACTUAL	BUDGET	BUDGET	DEPT REQ	DEPT REQ	GOV REC	GOV REC
Budget Object Class	DOLLAR	FTE	DOLLAR	FTE	DOLLAR	FTE	DOLLAR	FTE
<b>CENTRAL MO RO</b>								
<b>PAB Recommended Position Incrs - 0000016</b>								
REGISTERED NURSE SENIOR	0	0.00	0	0.00	0	0.00	14,749	0.00
TOTAL - PS	0	0.00	0	0.00	0	0.00	14,749	0.00
<b>GRAND TOTAL</b>	<b>\$0</b>	<b>0.00</b>	<b>\$0</b>	<b>0.00</b>	<b>\$0</b>	<b>0.00</b>	<b>\$14,749</b>	<b>0.00</b>
GENERAL REVENUE	\$0	0.00	\$0	0.00	\$0	0.00	\$14,749	0.00
FEDERAL FUNDS	\$0	0.00	\$0	0.00	\$0	0.00	\$0	0.00
OTHER FUNDS	\$0	0.00	\$0	0.00	\$0	0.00	\$0	0.00

**REPORT 10 - FY 2015 GOVERNOR RECOMMENDS**

**DECISION ITEM DETAIL**

Budget Unit	FY 2013	FY 2013	FY 2014	FY 2014	FY 2015	FY 2015	FY 2015	FY 2015
Decision Item	ACTUAL	ACTUAL	BUDGET	BUDGET	DEPT REQ	DEPT REQ	GOV REC	GOV REC
Budget Object Class	DOLLAR	FTE	DOLLAR	FTE	DOLLAR	FTE	DOLLAR	FTE
<b>HANNIBAL RO</b>								
<b>PAB Recommended Position Incrs - 0000016</b>								
REGISTERED NURSE SENIOR	0	0.00	0	0.00	0	0.00	9,473	0.00
REGISTERED NURSE - CLIN OPERS	0	0.00	0	0.00	0	0.00	3,943	0.00
<b>TOTAL - PS</b>	<b>0</b>	<b>0.00</b>	<b>0</b>	<b>0.00</b>	<b>0</b>	<b>0.00</b>	<b>13,416</b>	<b>0.00</b>
<b>GRAND TOTAL</b>	<b>\$0</b>	<b>0.00</b>	<b>\$0</b>	<b>0.00</b>	<b>\$0</b>	<b>0.00</b>	<b>\$13,416</b>	<b>0.00</b>
GENERAL REVENUE	\$0	0.00	\$0	0.00	\$0	0.00	\$13,416	0.00
FEDERAL FUNDS	\$0	0.00	\$0	0.00	\$0	0.00	\$0	0.00
OTHER FUNDS	\$0	0.00	\$0	0.00	\$0	0.00	\$0	0.00



**REPORT 10 - FY 2015 GOVERNOR RECOMMENDS**

**DECISION ITEM DETAIL**

Budget Unit	FY 2013	FY 2013	FY 2014	FY 2014	FY 2015	FY 2015	FY 2015	FY 2015
Decision Item	ACTUAL	ACTUAL	BUDGET	BUDGET	DEPT REQ	DEPT REQ	GOV REC	GOV REC
Budget Object Class	DOLLAR	FTE	DOLLAR	FTE	DOLLAR	FTE	DOLLAR	FTE
<b>JOPLIN RO</b>								
<b>PAB Recommended Position Incrs - 0000016</b>								
REGISTERED NURSE SENIOR	0	0.00	0	0.00	0	0.00	6,108	0.00
<b>TOTAL - PS</b>	<b>0</b>	<b>0.00</b>	<b>0</b>	<b>0.00</b>	<b>0</b>	<b>0.00</b>	<b>6,108</b>	<b>0.00</b>
<b>GRAND TOTAL</b>	<b>\$0</b>	<b>0.00</b>	<b>\$0</b>	<b>0.00</b>	<b>\$0</b>	<b>0.00</b>	<b>\$6,108</b>	<b>0.00</b>
GENERAL REVENUE	\$0	0.00	\$0	0.00	\$0	0.00	\$6,108	0.00
FEDERAL FUNDS	\$0	0.00	\$0	0.00	\$0	0.00	\$0	0.00
OTHER FUNDS	\$0	0.00	\$0	0.00	\$0	0.00	\$0	0.00

**REPORT 10 - FY 2015 GOVERNOR RECOMMENDS**

**DECISION ITEM DETAIL**

Budget Unit	FY 2013	FY 2013	FY 2014	FY 2014	FY 2015	FY 2015	FY 2015	FY 2015
Decision Item	ACTUAL	ACTUAL	BUDGET	BUDGET	DEPT REQ	DEPT REQ	GOV REC	GOV REC
Budget Object Class	DOLLAR	FTE	DOLLAR	FTE	DOLLAR	FTE	DOLLAR	FTE
<b>KANSAS CITY RO</b>								
<b>PAB Recommended Position Incrs - 0000016</b>								
REGISTERED NURSE SENIOR	0	0.00	0	0.00	0	0.00	21,780	0.00
TOTAL - PS	0	0.00	0	0.00	0	0.00	21,780	0.00
<b>GRAND TOTAL</b>	<b>\$0</b>	<b>0.00</b>	<b>\$0</b>	<b>0.00</b>	<b>\$0</b>	<b>0.00</b>	<b>\$21,780</b>	<b>0.00</b>
GENERAL REVENUE	\$0	0.00	\$0	0.00	\$0	0.00	\$21,780	0.00
FEDERAL FUNDS	\$0	0.00	\$0	0.00	\$0	0.00	\$0	0.00
OTHER FUNDS	\$0	0.00	\$0	0.00	\$0	0.00	\$0	0.00

**REPORT 10 - FY 2015 GOVERNOR RECOMMENDS**

**DECISION ITEM DETAIL**

Budget Unit	FY 2013	FY 2013	FY 2014	FY 2014	FY 2015	FY 2015	FY 2015	FY 2015
Decision Item	ACTUAL	ACTUAL	BUDGET	BUDGET	DEPT REQ	DEPT REQ	GOV REC	GOV REC
Budget Object Class	DOLLAR	FTE	DOLLAR	FTE	DOLLAR	FTE	DOLLAR	FTE
<b>KIRKSVILLE RO</b>								
<b>PAB Recommended Position Incrs - 0000016</b>								
REGISTERED NURSE SENIOR	0	0.00	0	0.00	0	0.00	2,950	0.00
TOTAL - PS	0	0.00	0	0.00	0	0.00	2,950	0.00
<b>GRAND TOTAL</b>	<b>\$0</b>	<b>0.00</b>	<b>\$0</b>	<b>0.00</b>	<b>\$0</b>	<b>0.00</b>	<b>\$2,950</b>	<b>0.00</b>
GENERAL REVENUE	\$0	0.00	\$0	0.00	\$0	0.00	\$2,950	0.00
FEDERAL FUNDS	\$0	0.00	\$0	0.00	\$0	0.00	\$0	0.00
OTHER FUNDS	\$0	0.00	\$0	0.00	\$0	0.00	\$0	0.00

**REPORT 10 - FY 2015 GOVERNOR RECOMMENDS**

**DECISION ITEM DETAIL**

Budget Unit	FY 2013	FY 2013	FY 2014	FY 2014	FY 2015	FY 2015	FY 2015	FY 2015
Decision Item	ACTUAL	ACTUAL	BUDGET	BUDGET	DEPT REQ	DEPT REQ	GOV REC	GOV REC
Budget Object Class	DOLLAR	FTE	DOLLAR	FTE	DOLLAR	FTE	DOLLAR	FTE
<b>POPLAR BLUFF RO</b>								
<b>PAB Recommended Position Incrs - 0000016</b>								
REGISTERED NURSE SENIOR	0	0.00	0	0.00	0	0.00	3,282	0.00
TOTAL - PS	0	0.00	0	0.00	0	0.00	3,282	0.00
<b>GRAND TOTAL</b>	<b>\$0</b>	<b>0.00</b>	<b>\$0</b>	<b>0.00</b>	<b>\$0</b>	<b>0.00</b>	<b>\$3,282</b>	<b>0.00</b>
GENERAL REVENUE	\$0	0.00	\$0	0.00	\$0	0.00	\$3,282	0.00
FEDERAL FUNDS	\$0	0.00	\$0	0.00	\$0	0.00	\$0	0.00
OTHER FUNDS	\$0	0.00	\$0	0.00	\$0	0.00	\$0	0.00

**REPORT 10 - FY 2015 GOVERNOR RECOMMENDS**

**DECISION ITEM DETAIL**

Budget Unit	FY 2013	FY 2013	FY 2014	FY 2014	FY 2015	FY 2015	FY 2015	FY 2015
Decision Item	ACTUAL	ACTUAL	BUDGET	BUDGET	DEPT REQ	DEPT REQ	GOV REC	GOV REC
Budget Object Class	DOLLAR	FTE	DOLLAR	FTE	DOLLAR	FTE	DOLLAR	FTE
<b>ROLLA RO</b>								
<b>PAB Recommended Position Incrs - 0000016</b>								
REGISTERED NURSE SENIOR	0	0.00	0	0.00	0	0.00	5,969	0.00
<b>TOTAL - PS</b>	<b>0</b>	<b>0.00</b>	<b>0</b>	<b>0.00</b>	<b>0</b>	<b>0.00</b>	<b>5,969</b>	<b>0.00</b>
<b>GRAND TOTAL</b>	<b>\$0</b>	<b>0.00</b>	<b>\$0</b>	<b>0.00</b>	<b>\$0</b>	<b>0.00</b>	<b>\$5,969</b>	<b>0.00</b>
GENERAL REVENUE	\$0	0.00	\$0	0.00	\$0	0.00	\$5,969	0.00
FEDERAL FUNDS	\$0	0.00	\$0	0.00	\$0	0.00	\$0	0.00
OTHER FUNDS	\$0	0.00	\$0	0.00	\$0	0.00	\$0	0.00

**REPORT 10 - FY 2015 GOVERNOR RECOMMENDS**

**DECISION ITEM DETAIL**

Budget Unit	FY 2013	FY 2013	FY 2014	FY 2014	FY 2015	FY 2015	FY 2015	FY 2015
Decision Item	ACTUAL	ACTUAL	BUDGET	BUDGET	DEPT REQ	DEPT REQ	GOV REC	GOV REC
Budget Object Class	DOLLAR	FTE	DOLLAR	FTE	DOLLAR	FTE	DOLLAR	FTE
<b>SIKESTON RO</b>								
<b>PAB Recommended Position Incrs - 0000016</b>								
REGISTERED NURSE SENIOR	0	0.00	0	0.00	0	0.00	6,564	0.00
<b>TOTAL - PS</b>	<b>0</b>	<b>0.00</b>	<b>0</b>	<b>0.00</b>	<b>0</b>	<b>0.00</b>	<b>6,564</b>	<b>0.00</b>
<b>GRAND TOTAL</b>	<b>\$0</b>	<b>0.00</b>	<b>\$0</b>	<b>0.00</b>	<b>\$0</b>	<b>0.00</b>	<b>\$6,564</b>	<b>0.00</b>
GENERAL REVENUE	\$0	0.00	\$0	0.00	\$0	0.00	\$6,564	0.00
FEDERAL FUNDS	\$0	0.00	\$0	0.00	\$0	0.00	\$0	0.00
OTHER FUNDS	\$0	0.00	\$0	0.00	\$0	0.00	\$0	0.00

**REPORT 10 - FY 2015 GOVERNOR RECOMMENDS**

**DECISION ITEM DETAIL**

Budget Unit	FY 2013	FY 2013	FY 2014	FY 2014	FY 2015	FY 2015	FY 2015	FY 2015
Decision Item	ACTUAL	ACTUAL	BUDGET	BUDGET	DEPT REQ	DEPT REQ	GOV REC	GOV REC
Budget Object Class	DOLLAR	FTE	DOLLAR	FTE	DOLLAR	FTE	DOLLAR	FTE
<b>SPRINGFIELD RO</b>								
<b>PAB Recommended Position Incrs - 0000016</b>								
REGISTERED NURSE	0	0.00	0	0.00	0	0.00	2,766	0.00
REGISTERED NURSE SENIOR	0	0.00	0	0.00	0	0.00	6,354	0.00
<b>TOTAL - PS</b>	<b>0</b>	<b>0.00</b>	<b>0</b>	<b>0.00</b>	<b>0</b>	<b>0.00</b>	<b>9,120</b>	<b>0.00</b>
<b>GRAND TOTAL</b>	<b>\$0</b>	<b>0.00</b>	<b>\$0</b>	<b>0.00</b>	<b>\$0</b>	<b>0.00</b>	<b>\$9,120</b>	<b>0.00</b>
<b>GENERAL REVENUE</b>	<b>\$0</b>	<b>0.00</b>	<b>\$0</b>	<b>0.00</b>	<b>\$0</b>	<b>0.00</b>	<b>\$9,120</b>	<b>0.00</b>
<b>FEDERAL FUNDS</b>	<b>\$0</b>	<b>0.00</b>	<b>\$0</b>	<b>0.00</b>	<b>\$0</b>	<b>0.00</b>	<b>\$0</b>	<b>0.00</b>
<b>OTHER FUNDS</b>	<b>\$0</b>	<b>0.00</b>	<b>\$0</b>	<b>0.00</b>	<b>\$0</b>	<b>0.00</b>	<b>\$0</b>	<b>0.00</b>

**REPORT 10 - FY 2015 GOVERNOR RECOMMENDS**

**DECISION ITEM DETAIL**

Budget Unit	FY 2013	FY 2013	FY 2014	FY 2014	FY 2015	FY 2015	FY 2015	FY 2015
Decision Item	ACTUAL	ACTUAL	BUDGET	BUDGET	DEPT REQ	DEPT REQ	GOV REC	GOV REC
Budget Object Class	DOLLAR	FTE	DOLLAR	FTE	DOLLAR	FTE	DOLLAR	FTE
<b>ST LOUIS RO</b>								
<b>PAB Recommended Position Incrs - 0000016</b>								
REGISTERED NURSE SENIOR	0	0.00	0	0.00	0	0.00	25,587	0.00
<b>TOTAL - PS</b>	<b>0</b>	<b>0.00</b>	<b>0</b>	<b>0.00</b>	<b>0</b>	<b>0.00</b>	<b>25,587</b>	<b>0.00</b>
<b>GRAND TOTAL</b>	<b>\$0</b>	<b>0.00</b>	<b>\$0</b>	<b>0.00</b>	<b>\$0</b>	<b>0.00</b>	<b>\$25,587</b>	<b>0.00</b>
GENERAL REVENUE	\$0	0.00	\$0	0.00	\$0	0.00	\$25,587	0.00
FEDERAL FUNDS	\$0	0.00	\$0	0.00	\$0	0.00	\$0	0.00
OTHER FUNDS	\$0	0.00	\$0	0.00	\$0	0.00	\$0	0.00



**REPORT 10 - FY 2015 GOVERNOR RECOMMENDS**

**DECISION ITEM DETAIL**

Budget Unit	FY 2013	FY 2013	FY 2014	FY 2014	FY 2015	FY 2015	FY 2015	FY 2015
Decision Item	ACTUAL	ACTUAL	BUDGET	BUDGET	DEPT REQ	DEPT REQ	GOV REC	GOV REC
Budget Object Class	DOLLAR	FTE	DOLLAR	FTE	DOLLAR	FTE	DOLLAR	FTE
<b>BELLEFONTAINE HC</b>								
<b>PAB Recommended Position Incrs - 0000016</b>								
REGISTERED NURSE SENIOR	0	0.00	0	0.00	0	0.00	3,088	0.00
REGISTERED NURSE - CLIN OPERS	0	0.00	0	0.00	0	0.00	2,053	0.00
REGISTERED NURSE SUPERVISOR	0	0.00	0	0.00	0	0.00	34,419	0.00
REGISTERED NURSE MANAGER B2	0	0.00	0	0.00	0	0.00	3,776	0.00
<b>TOTAL - PS</b>	<b>0</b>	<b>0.00</b>	<b>0</b>	<b>0.00</b>	<b>0</b>	<b>0.00</b>	<b>43,336</b>	<b>0.00</b>
<b>GRAND TOTAL</b>	<b>\$0</b>	<b>0.00</b>	<b>\$0</b>	<b>0.00</b>	<b>\$0</b>	<b>0.00</b>	<b>\$43,336</b>	<b>0.00</b>
<b>GENERAL REVENUE</b>	<b>\$0</b>	<b>0.00</b>	<b>\$0</b>	<b>0.00</b>	<b>\$0</b>	<b>0.00</b>	<b>\$43,336</b>	<b>0.00</b>
<b>FEDERAL FUNDS</b>	<b>\$0</b>	<b>0.00</b>	<b>\$0</b>	<b>0.00</b>	<b>\$0</b>	<b>0.00</b>	<b>\$0</b>	<b>0.00</b>
<b>OTHER FUNDS</b>	<b>\$0</b>	<b>0.00</b>	<b>\$0</b>	<b>0.00</b>	<b>\$0</b>	<b>0.00</b>	<b>\$0</b>	<b>0.00</b>

**REPORT 10 - FY 2015 GOVERNOR RECOMMENDS**

**DECISION ITEM DETAIL**

Budget Unit	FY 2013	FY 2013	FY 2014	FY 2014	FY 2015	FY 2015	FY 2015	FY 2015
Decision Item	ACTUAL	ACTUAL	BUDGET	BUDGET	DEPT REQ	DEPT REQ	GOV REC	GOV REC
Budget Object Class	DOLLAR	FTE	DOLLAR	FTE	DOLLAR	FTE	DOLLAR	FTE
<b>HIGGINSVILLE HC</b>								
<b>PAB Recommended Position Incrs - 0000016</b>								
REGISTERED NURSE	0	0.00	0	0.00	0	0.00	2,297	0.00
REGISTERED NURSE SENIOR	0	0.00	0	0.00	0	0.00	5,686	0.00
REGISTERED NURSE - CLIN OPERS	0	0.00	0	0.00	0	0.00	3,294	0.00
REGISTERED NURSE SUPERVISOR	0	0.00	0	0.00	0	0.00	16,355	0.00
REGISTERED NURSE MANAGER B1	0	0.00	0	0.00	0	0.00	3,063	0.00
<b>TOTAL - PS</b>	<b>0</b>	<b>0.00</b>	<b>0</b>	<b>0.00</b>	<b>0</b>	<b>0.00</b>	<b>30,695</b>	<b>0.00</b>
<b>GRAND TOTAL</b>	<b>\$0</b>	<b>0.00</b>	<b>\$0</b>	<b>0.00</b>	<b>\$0</b>	<b>0.00</b>	<b>\$30,695</b>	<b>0.00</b>
<b>GENERAL REVENUE</b>	<b>\$0</b>	<b>0.00</b>	<b>\$0</b>	<b>0.00</b>	<b>\$0</b>	<b>0.00</b>	<b>\$30,695</b>	<b>0.00</b>
<b>FEDERAL FUNDS</b>	<b>\$0</b>	<b>0.00</b>	<b>\$0</b>	<b>0.00</b>	<b>\$0</b>	<b>0.00</b>	<b>\$0</b>	<b>0.00</b>
<b>OTHER FUNDS</b>	<b>\$0</b>	<b>0.00</b>	<b>\$0</b>	<b>0.00</b>	<b>\$0</b>	<b>0.00</b>	<b>\$0</b>	<b>0.00</b>

**REPORT 10 - FY 2015 GOVERNOR RECOMMENDS**

**DECISION ITEM DETAIL**

Budget Unit	FY 2013	FY 2013	FY 2014	FY 2014	FY 2015	FY 2015	FY 2015	FY 2015
Decision Item	ACTUAL	ACTUAL	BUDGET	BUDGET	DEPT REQ	DEPT REQ	GOV REC	GOV REC
Budget Object Class	DOLLAR	FTE	DOLLAR	FTE	DOLLAR	FTE	DOLLAR	FTE
<b>MARSHALL HC</b>								
<b>PAB Recommended Position Incrs - 0000016</b>								
REGISTERED NURSE	0	0.00	0	0.00	0	0.00	30	0.00
REGISTERED NURSE SENIOR	0	0.00	0	0.00	0	0.00	11,804	0.00
REGISTERED NURSE - CLIN OPERS	0	0.00	0	0.00	0	0.00	7,192	0.00
REGISTERED NURSE SUPERVISOR	0	0.00	0	0.00	0	0.00	16,931	0.00
REGISTERED NURSE MANAGER B1	0	0.00	0	0.00	0	0.00	6,512	0.00
REGISTERED NURSE MANAGER B2	0	0.00	0	0.00	0	0.00	3,467	0.00
<b>TOTAL - PS</b>	<b>0</b>	<b>0.00</b>	<b>0</b>	<b>0.00</b>	<b>0</b>	<b>0.00</b>	<b>45,936</b>	<b>0.00</b>
<b>GRAND TOTAL</b>	<b>\$0</b>	<b>0.00</b>	<b>\$0</b>	<b>0.00</b>	<b>\$0</b>	<b>0.00</b>	<b>\$45,936</b>	<b>0.00</b>
<b>GENERAL REVENUE</b>	<b>\$0</b>	<b>0.00</b>	<b>\$0</b>	<b>0.00</b>	<b>\$0</b>	<b>0.00</b>	<b>\$45,936</b>	<b>0.00</b>
<b>FEDERAL FUNDS</b>	<b>\$0</b>	<b>0.00</b>	<b>\$0</b>	<b>0.00</b>	<b>\$0</b>	<b>0.00</b>	<b>\$0</b>	<b>0.00</b>
<b>OTHER FUNDS</b>	<b>\$0</b>	<b>0.00</b>	<b>\$0</b>	<b>0.00</b>	<b>\$0</b>	<b>0.00</b>	<b>\$0</b>	<b>0.00</b>

**REPORT 10 - FY 2015 GOVERNOR RECOMMENDS**

**DECISION ITEM DETAIL**

Budget Unit	FY 2013	FY 2013	FY 2014	FY 2014	FY 2015	FY 2015	FY 2015	FY 2015
Decision Item	ACTUAL	ACTUAL	BUDGET	BUDGET	DEPT REQ	DEPT REQ	GOV REC	GOV REC
Budget Object Class	DOLLAR	FTE	DOLLAR	FTE	DOLLAR	FTE	DOLLAR	FTE
<b>NEVADA HC</b>								
<b>PAB Recommended Position Incrs - 0000016</b>								
REGISTERED NURSE SENIOR	0	0.00	0	0.00	0	0.00	15,514	0.00
REGISTERED NURSE - CLIN OPERS	0	0.00	0	0.00	0	0.00	3,575	0.00
<b>TOTAL - PS</b>	<b>0</b>	<b>0.00</b>	<b>0</b>	<b>0.00</b>	<b>0</b>	<b>0.00</b>	<b>19,089</b>	<b>0.00</b>
<b>GRAND TOTAL</b>	<b>\$0</b>	<b>0.00</b>	<b>\$0</b>	<b>0.00</b>	<b>\$0</b>	<b>0.00</b>	<b>\$19,089</b>	<b>0.00</b>
GENERAL REVENUE	\$0	0.00	\$0	0.00	\$0	0.00	\$19,089	0.00
FEDERAL FUNDS	\$0	0.00	\$0	0.00	\$0	0.00	\$0	0.00
OTHER FUNDS	\$0	0.00	\$0	0.00	\$0	0.00	\$0	0.00

**REPORT 10 - FY 2015 GOVERNOR RECOMMENDS**

**DECISION ITEM DETAIL**

Budget Unit	FY 2013	FY 2013	FY 2014	FY 2014	FY 2015	FY 2015	FY 2015	FY 2015
Decision Item	ACTUAL	ACTUAL	BUDGET	BUDGET	DEPT REQ	DEPT REQ	GOV REC	GOV REC
Budget Object Class	DOLLAR	FTE	DOLLAR	FTE	DOLLAR	FTE	DOLLAR	FTE
<b>ST LOUIS DDTC</b>								
<b>PAB Recommended Position Incrs - 0000016</b>								
REGISTERED NURSE SENIOR	0	0.00	0	0.00	0	0.00	76,368	0.00
REGISTERED NURSE - CLIN OPERS	0	0.00	0	0.00	0	0.00	6,355	0.00
REGISTERED NURSE SUPERVISOR	0	0.00	0	0.00	0	0.00	24,525	0.00
REGISTERED NURSE MANAGER B2	0	0.00	0	0.00	0	0.00	3,958	0.00
<b>TOTAL - PS</b>	<b>0</b>	<b>0.00</b>	<b>0</b>	<b>0.00</b>	<b>0</b>	<b>0.00</b>	<b>111,206</b>	<b>0.00</b>
<b>GRAND TOTAL</b>	<b>\$0</b>	<b>0.00</b>	<b>\$0</b>	<b>0.00</b>	<b>\$0</b>	<b>0.00</b>	<b>\$111,206</b>	<b>0.00</b>
GENERAL REVENUE	\$0	0.00	\$0	0.00	\$0	0.00	\$111,206	0.00
FEDERAL FUNDS	\$0	0.00	\$0	0.00	\$0	0.00	\$0	0.00
OTHER FUNDS	\$0	0.00	\$0	0.00	\$0	0.00	\$0	0.00

**NEW DECISION ITEM**

RANK: \_\_\_\_\_ OF \_\_\_\_\_

<b>Department: Mental Health</b>	<b>Budget Unit 66325C</b>
<b>Division: Departmentwide</b>	69209C
<b>DI Name: Medicaid Expansion</b>	<b>DI#1650021</b>

**1. AMOUNT OF REQUEST**

	FY 2015 Budget Request					FY 2015 Governor's Recommendation			
	GR	Federal	Other	Total		GR	Federal	Other	Total
PS	0	0	0	0	PS	0	0	0	0
EE	0	0	0	0	EE	0	0	0	0
PSD	0	0	0	0	PSD	0	97,924,661	0	97,924,661
TRF	0	0	0	0	TRF	0	0	0	0
<b>Total</b>	<b>0</b>	<b>0</b>	<b>0</b>	<b>0</b>	<b>Total</b>	<b>0</b>	<b>97,924,661</b>	<b>0</b>	<b>97,924,661</b>
FTE	0.00	0.00	0.00	0.00	FTE	0.00	0.00	0.00	0.00

<b>Est. Fringe</b>	0	0	0	0
--------------------	---	---	---	---

*Note: Fringes budgeted in House Bill 5 except for certain fringes budgeted directly to MoDOT, Highway Patrol, and Conservation.*

<b>Est. Fringe</b>	0	0	0	0
--------------------	---	---	---	---

*Note: Fringes budgeted in House Bill 5 except for certain fringes budgeted directly to MoDOT, Highway Patrol, and Conservation.*

Other Funds: Not applicable.

Other Funds: None

**2. THIS REQUEST CAN BE CATEGORIZED AS:**

<input type="checkbox"/> New Legislation	<input type="checkbox"/> New Program	<input type="checkbox"/> Fund Switch
<input type="checkbox"/> Federal Mandate	<input checked="" type="checkbox"/> Program Expansion	<input type="checkbox"/> Cost to Continue
<input type="checkbox"/> GR Pick-Up	<input type="checkbox"/> Space Request	<input type="checkbox"/> Equipment Replacement
<input type="checkbox"/> Pay Plan	<input type="checkbox"/> Other:	

**3. WHY IS THIS FUNDING NEEDED? PROVIDE AN EXPLANATION FOR ITEMS CHECKED IN #2. INCLUDE THE FEDERAL OR STATE STATUTORY OR CONSTITUTIONAL AUTHORIZATION FOR THIS PROGRAM.**

*NDI SYNOPSIS: Offers health care coverage to non-elderly Missouri adults with incomes below 138% of the Federal Poverty Level (FPL).*

Federal law allows states to offer health care coverage under the Medicaid program to non-elderly, non-Medicare, low income adults up to 133% of the FPL. This same law includes a 5% disregard of income when determining eligibility for health care benefits; thus, adults with incomes up to 138% FPL will qualify. All costs for this population will be paid by the Federal government through calendar year 2016. Thereafter, the State share will phase in to a maximum of 10% by calendar year 2020.

**NEW DECISION ITEM**

RANK: \_\_\_\_\_ OF \_\_\_\_\_

<b>Department: Mental Health</b>	<b>Budget Unit</b> 66325C
<b>Division: Departmentwide</b>	69209C
<b>DI Name: Medicaid Expansion</b>	<b>DI#1650021</b>

**4. DESCRIBE THE DETAILED ASSUMPTIONS USED TO DERIVE THE SPECIFIC REQUESTED AMOUNT. (How did you determine that the requested number of FTE were appropriate? From what source or standard did you derive the requested levels of funding? Were alternatives such as outsourcing or automation considered? If based on new legislation, does request tie to TAFP fiscal note? If not, explain why. Detail which portions of the request are one-times and how those amounts were calculated.)**

**DEPARTMENT REQUEST:**

Not applicable.

**GOVERNOR RECOMMENDS:**

The Division of Behavioral Health (DBH) estimates that 35,001 individuals will become Medicaid eligible for alcohol and drug abuse treatment services under Medicaid Expansion. An additional \$47,205,674 in federal authority will be needed beginning in October 2014.

DBH further estimates that 12,837 individuals will become Medicaid eligible for comprehensive psychiatric services under Medicaid Expansion. An additional \$50,718,987 in federal authority will be needed beginning in October 2014.

<b>HB Section</b>	<b>Approp</b>	<b>Type</b>	<b>Fund</b>	<b>Amount</b>
10.110 - ADA Federal Medicaid	6677	PSD	0148	\$47,205,674
10.210 - CPS Federal Adult Community Programs	6678	PSD	0148	\$50,718,987
				<u>\$97,924,661</u>

**NEW DECISION ITEM**

RANK: \_\_\_\_\_ OF \_\_\_\_\_

<b>Department: Mental Health</b>	<b>Budget Unit</b> 66325C
<b>Division: Departmentwide</b>	69209C
<b>DI Name: Medicaid Expansion</b>	<b>DI#1650021</b>

**5. BREAK DOWN THE REQUEST BY BUDGET OBJECT CLASS, JOB CLASS, AND FUND SOURCE. IDENTIFY ONE-TIME COSTS.**

Budget Object Class/Job Class	Dept Req GR DOLLARS	Dept Req GR FTE	Dept Req FED DOLLARS	Dept Req FED FTE	Dept Req OTHER DOLLARS	Dept Req OTHER FTE	Dept Req TOTAL DOLLARS	Dept Req TOTAL FTE	Dept Req One-Time DOLLARS
Not applicable.							0		
<b>Total PSD</b>	0		0		0		0		0
<b>Grand Total</b>	0	0.0	0	0.0	0	0.0	0	0.0	0

Budget Object Class/Job Class	Gov Rec GR DOLLARS	Gov Rec GR FTE	Gov Rec FED DOLLARS	Gov Rec FED FTE	Gov Rec OTHER DOLLARS	Gov Rec OTHER FTE	Gov Rec TOTAL DOLLARS	Gov Rec TOTAL FTE	Gov Rec One-Time DOLLARS
Program Distributions (800)			97,924,661				97,924,661		
<b>Total PSD</b>	0		97,924,661		0		97,924,661		0
<b>Grand Total</b>	0	0.0	97,924,661	0.0	0	0.0	97,924,661	0.0	0

**6. PERFORMANCE MEASURES (If new decision item has an associated core, separately identify projected performance with & without additional funding.)**

<p><b>6a. Provide an effectiveness measure.</b> Not applicable.</p>	<p><b>6b. Provide an efficiency measure.</b> Not applicable.</p>
<p><b>6c. Provide the number of clients/individuals served, if applicable.</b> Not applicable.</p>	<p><b>6d. Provide a customer satisfaction measure, if available.</b> Not applicable.</p>

**7. STRATEGIES TO ACHIEVE THE PERFORMANCE MEASUREMENT TARGETS:**

Not applicable.



**REPORT 10 - FY 2015 GOVERNOR RECOMMENDS**

**DECISION ITEM DETAIL**

Budget Unit	FY 2013	FY 2013	FY 2014	FY 2014	FY 2015	FY 2015	FY 2015	FY 2015
Decision Item	ACTUAL	ACTUAL	BUDGET	BUDGET	DEPT REQ	DEPT REQ	GOV REC	GOV REC
Budget Object Class	DOLLAR	FTE	DOLLAR	FTE	DOLLAR	FTE	DOLLAR	FTE
<b>ADA TREATMENT SERVICES</b>								
<b>DMH Medicaid Expansion - 1650021</b>								
PROGRAM DISTRIBUTIONS	0	0.00	0	0.00	0	0.00	47,205,674	0.00
TOTAL - PD	0	0.00	0	0.00	0	0.00	47,205,674	0.00
<b>GRAND TOTAL</b>	<b>\$0</b>	<b>0.00</b>	<b>\$0</b>	<b>0.00</b>	<b>\$0</b>	<b>0.00</b>	<b>\$47,205,674</b>	<b>0.00</b>
GENERAL REVENUE	\$0	0.00	\$0	0.00	\$0	0.00	\$0	0.00
FEDERAL FUNDS	\$0	0.00	\$0	0.00	\$0	0.00	\$47,205,674	0.00
OTHER FUNDS	\$0	0.00	\$0	0.00	\$0	0.00	\$0	0.00

**REPORT 10 - FY 2015 GOVERNOR RECOMMENDS**

**DECISION ITEM DETAIL**

Budget Unit	FY 2013	FY 2013	FY 2014	FY 2014	FY 2015	FY 2015	FY 2015	FY 2015
Decision Item	ACTUAL	ACTUAL	BUDGET	BUDGET	DEPT REQ	DEPT REQ	GOV REC	GOV REC
Budget Object Class	DOLLAR	FTE	DOLLAR	FTE	DOLLAR	FTE	DOLLAR	FTE
<b>ADULT COMMUNITY PROGRAM</b>								
<b>DMH Medicaid Expansion - 1650021</b>								
PROGRAM DISTRIBUTIONS	0	0.00	0	0.00	0	0.00	50,718,987	0.00
TOTAL - PD	0	0.00	0	0.00	0	0.00	50,718,987	0.00
<b>GRAND TOTAL</b>	<b>\$0</b>	<b>0.00</b>	<b>\$0</b>	<b>0.00</b>	<b>\$0</b>	<b>0.00</b>	<b>\$50,718,987</b>	<b>0.00</b>
GENERAL REVENUE	\$0	0.00	\$0	0.00	\$0	0.00	\$0	0.00
FEDERAL FUNDS	\$0	0.00	\$0	0.00	\$0	0.00	\$50,718,987	0.00
OTHER FUNDS	\$0	0.00	\$0	0.00	\$0	0.00	\$0	0.00

**NEW DECISION ITEM**  
**RANK: \_\_\_\_\_ OF \_\_\_\_\_**

<b>Department: Mental Health</b>	<b>Budget Unit 65106C</b>
<b>Division: Department-wide</b>	
<b>DI Name: Overtime Cost-to-Continue</b>	<b>DI#1650023</b>

**1. AMOUNT OF REQUEST**

	FY 2015 Budget Request				FY 2015 Governor's Recommendation			
	GR	Federal	Other	Total	GR	Federal	Other	Total
PS	0	0	0	0	6,128,712	0	0	6,128,712
EE	0	0	0	0	0	0	0	0
PSD	0	0	0	0	0	0	0	0
TRF	0	0	0	0	0	0	0	0
<b>Total</b>	<b>0</b>	<b>0</b>	<b>0</b>	<b>0</b>	<b>6,128,712</b>	<b>0</b>	<b>0</b>	<b>6,128,712</b>
<b>FTE</b>	<b>0.00</b>	<b>0.00</b>	<b>0.00</b>	<b>0.00</b>	<b>0.00</b>	<b>0.00</b>	<b>0.00</b>	<b>0.00</b>

<b>Est. Fringe</b>	0	0	0	0
--------------------	---	---	---	---

*Note: Fringes budgeted in House Bill 5 except for certain fringes budgeted directly to MoDOT, Highway Patrol, and Conservation.*

<b>Est. Fringe</b>	3,232,896	0	0	3,232,896
--------------------	-----------	---	---	-----------

*Note: Fringes budgeted in House Bill 5 except for certain fringes budgeted directly to MoDOT, Highway Patrol, and Conservation.*

Other Funds: Not applicable.

Other Funds: None.

**2. THIS REQUEST CAN BE CATEGORIZED AS:**

<input type="checkbox"/> New Legislation	<input type="checkbox"/> New Program	<input type="checkbox"/> Fund Switch
<input type="checkbox"/> Federal Mandate	<input type="checkbox"/> Program Expansion	<input type="checkbox"/> Cost to Continue
<input type="checkbox"/> GR Pick-Up	<input type="checkbox"/> Space Request	<input type="checkbox"/> Equipment Replacement
<input checked="" type="checkbox"/> Pay Plan	<input type="checkbox"/> Other: _____	

**3. WHY IS THIS FUNDING NEEDED? PROVIDE AN EXPLANATION FOR ITEMS CHECKED IN #2. INCLUDE THE FEDERAL OR STATE STATUTORY OR CONSTITUTIONAL AUTHORIZATION FOR THIS PROGRAM.**

Senate Bill 367, passed in the 2005 legislative session, allows employees providing direct client care in state institutions that are operated 24 hours a day, 7 days a week to request payment in lieu of compensatory time off. These requests may be made and must be paid each month. This includes federal, state, and holiday time. Additional funding is needed to meet the legislative requirements for overtime pay.

This funding is a continuation of the FY 2014 supplemental request and will enable DMH to pay all overtime costs incurred during FY 2015.

**NEW DECISION ITEM**  
**RANK:** \_\_\_\_\_ **OF** \_\_\_\_\_

<b>Department:</b> Mental Health	<b>Budget Unit</b> 65106C
<b>Division:</b> Department-wide	
<b>DI Name:</b> Overtime Cost-to-Continue	<b>DI#</b> 1650023

**4. DESCRIBE THE DETAILED ASSUMPTIONS USED TO DERIVE THE SPECIFIC REQUESTED AMOUNT. (How did you determine that the requested number of FTE were appropriate? From what source or standard did you derive the requested levels of funding? Were alternatives such as outsourcing or automation considered? If based on new legislation, does request tie to TAFP fiscal note? If not, explain why. Detail which portions of the request are one-times and how those amounts were calculated.)**

**DEPARTMENT REQUEST:**

Not applicable.

**GOVERNOR RECOMMENDS:**

Additional funding is needed for the payment of direct care staff overtime as required by statute. This funding is a continuation of the FY 2014 supplemental request and will enable DMH to pay all overtime costs incurred during FY 2015. Funding is requested for projected overtime payments beyond current appropriation.

<b>HB Section</b>	<b>Approp</b>	<b>Type</b>	<b>Fund</b>	<b>Amount</b>
10.010 - Overtime	7031	PS	0101	\$6,128,712

NEW DECISION ITEM  
RANK: \_\_\_\_\_ OF \_\_\_\_\_

<b>Department: Mental Health</b>	<b>Budget Unit 65106C</b>
<b>Division: Department-wide</b>	
<b>DI Name: Overtime Cost-to-Continue</b>	<b>DI#1650023</b>

5. BREAK DOWN THE REQUEST BY BUDGET OBJECT CLASS, JOB CLASS, AND FUND SOURCE. IDENTIFY ONE-TIME COSTS.									
Budget Object Class/Job Class	Dept Req GR DOLLARS	Dept Req GR FTE	Dept Req FED DOLLARS	Dept Req FED FTE	Dept Req OTHER DOLLARS	Dept Req OTHER FTE	Dept Req TOTAL DOLLARS	Dept Req TOTAL FTE	Dept Req One-Time DOLLARS
Not applicable.							0	0.0	
<b>Total PS</b>	0	0.0	0	0.0	0	0.0	0	0.0	0
<b>Grand Total</b>	0	0.0	0	0.0	0	0.0	0	0.0	0

Budget Object Class/Job Class	Gov Rec GR DOLLARS	Gov Rec GR FTE	Gov Rec FED DOLLARS	Gov Rec FED FTE	Gov Rec OTHER DOLLARS	Gov Rec OTHER FTE	Gov Rec TOTAL DOLLARS	Gov Rec TOTAL FTE	Gov Rec One-Time DOLLARS
Salary and Wages (BOBC 100)	6,128,712						6,128,712	0.0	0.0
<b>Total PS</b>	6,128,712	0.0	0	0.0	0	0.0	6,128,712	0.0	0
<b>Grand Total</b>	6,128,712	0.0	0	0.0	0	0.0	6,128,712	0.0	0

6. PERFORMANCE MEASURES (If new decision item has an associated core, separately identify projected performance with & without additional funding.)	
<p><b>6a. Provide an effectiveness measure.</b></p> <p>Not applicable.</p>	<p><b>6b. Provide an efficiency measure.</b></p> <p>Not applicable.</p>
<p><b>6c. Provide the number of clients/individuals served, if applicable.</b></p> <p>Not applicable.</p>	<p><b>6d. Provide a customer satisfaction measure, if</b></p> <p>Not applicable.</p>

7. STRATEGIES TO ACHIEVE THE PERFORMANCE MEASUREMENT TARGETS:
Not applicable.

**REPORT 10 - FY 2015 GOVERNOR RECOMMENDS**

**DECISION ITEM DETAIL**

Budget Unit	FY 2013	FY 2013	FY 2014	FY 2014	FY 2015	FY 2015	FY 2015	FY 2015
Decision Item	ACTUAL	ACTUAL	BUDGET	BUDGET	DEPT REQ	DEPT REQ	GOV REC	GOV REC
Budget Object Class	DOLLAR	FTE	DOLLAR	FTE	DOLLAR	FTE	DOLLAR	FTE
<b>OVERTIME PAY PS</b>								
<b>Overtime CtC - 1650023</b>								
OTHER	0	0.00	0	0.00	0	0.00	6,128,712	0.00
<b>TOTAL - PS</b>	<b>0</b>	<b>0.00</b>	<b>0</b>	<b>0.00</b>	<b>0</b>	<b>0.00</b>	<b>6,128,712</b>	<b>0.00</b>
<b>GRAND TOTAL</b>	<b>\$0</b>	<b>0.00</b>	<b>\$0</b>	<b>0.00</b>	<b>\$0</b>	<b>0.00</b>	<b>\$6,128,712</b>	<b>0.00</b>
GENERAL REVENUE	\$0	0.00	\$0	0.00	\$0	0.00	\$6,128,712	0.00
FEDERAL FUNDS	\$0	0.00	\$0	0.00	\$0	0.00	\$0	0.00
OTHER FUNDS	\$0	0.00	\$0	0.00	\$0	0.00	\$0	0.00

**NEW DECISION ITEM**

RANK: \_\_\_\_\_ OF \_\_\_\_\_

<b>Department:</b> Mental Health	<b>Budget Unit</b> <u>Various</u>
<b>Division:</b> Department-wide	
<b>DI Name:</b> FY15 DMH Provider Rate Increase	<b>DI#</b> 1650025

**1. AMOUNT OF REQUEST**

	FY 2015 Budget Request					FY 2015 Governor's Recommendation			
	GR	Federal	Other	Total		GR	Federal	Other	Total
PS	0	0	0	0	PS	0	0	0	0
EE	0	0	0	0	EE	31,308	0	0	31,308
PSD	0	0	0	0	PSD	12,331,294	14,032,716	374,779	26,738,789
TRF	0	0	0	0	TRF	0	0	0	0
<b>Total</b>	<b>0</b>	<b>0</b>	<b>0</b>	<b>0</b>	<b>Total</b>	<b>12,362,602</b>	<b>14,032,716</b>	<b>374,779</b>	<b>26,770,097</b>
FTE	0.00	0.00	0.00	0.00	FTE	0.00	0.00	0.00	0.00

<b>Est. Fringe</b>	0	0	0	0
--------------------	---	---	---	---

*Note: Fringes budgeted in House Bill 5 except for certain fringes budgeted directly to MoDOT, Highway Patrol, and Conservation.*

<b>Est. Fringe</b>	0	0	0	0
--------------------	---	---	---	---

*Note: Fringes budgeted in House Bill 5 except for certain fringes budgeted directly to MoDOT, Highway Patrol, and Conservation.*

Other Funds: Not applicable.

Other Funds: Mental Health Interagency Payment Funds (MHIPF) 0109 - \$238,810; Compulsive Gambling Fund (CGF) 0249 - \$4,220; Mental Health Earnings Fund (MHEF) 0288 - \$131,749.

**2. THIS REQUEST CAN BE CATEGORIZED AS:**

<input type="checkbox"/> New Legislation	<input type="checkbox"/> New Program	<input type="checkbox"/> Fund Switch
<input type="checkbox"/> Federal Mandate	<input type="checkbox"/> Program Expansion	<input type="checkbox"/> Cost to Continue
<input type="checkbox"/> GR Pick-Up	<input type="checkbox"/> Space Request	<input type="checkbox"/> Equipment Replacement
<input type="checkbox"/> Pay Plan	<input checked="" type="checkbox"/> Other: <u>Inflationary Increase</u>	

**3. WHY IS THIS FUNDING NEEDED? PROVIDE AN EXPLANATION FOR ITEMS CHECKED IN #2. INCLUDE THE FEDERAL OR STATE STATUTORY OR CONSTITUTIONAL AUTHORIZATION FOR THIS PROGRAM.**

Community-based services contracts comprise 80 percent of the Department of Mental Health's (DMH) total budget but serve over 95 percent of DMH consumers. Over the past 20 years contracted community provider reimbursement rates have lagged far behind inflation due to the state's failure to annually adjust provider rates. Providers struggle to meet costs for food, fuel, insurance, and proper staffing. In addition, the community-based agencies face daunting challenges in recruitment and retention of qualified staff in clinical and direct care positions. It is difficult for community providers to compete with other health care organizations in the private sector or even with state-operated services. Even in years where annual inflationary adjustments have been made, the cost of medicine, food, transportation, and communication far exceed the inflationary adjustments. An inflationary adjustment is critical to enable contracted providers to continue providing high quality services to DMH consumers.

**NEW DECISION ITEM**

RANK: \_\_\_\_\_ OF \_\_\_\_\_

<b>Department:</b> Mental Health	<b>Budget Unit</b> <u>Various</u>
<b>Division:</b> Department-wide	
<b>DI Name:</b> FY15 DMH Provider Rate Increase	<b>DI#</b> 1650025

**4. DESCRIBE THE DETAILED ASSUMPTIONS USED TO DERIVE THE SPECIFIC REQUESTED AMOUNT. (How did you determine that the requested number of FTE were appropriate? From what source or standard did you derive the requested levels of funding? Were alternatives such as outsourcing or automation considered? If based on new legislation, does request tie to TAFP fiscal note? If not, explain why. Detail which portions of the request are one-times and how those amounts were calculated.)**

**DEPARTMENT REQUEST:**

Not applicable.

**GOVERNOR RECOMMENDS:**

The Governor recommends a two percent provider rate increase.

<b>HB Section</b>	<b>Approp</b>	<b>Name</b>	<b>Fund</b>	<b>Amount</b>
10.105 ADA Prevention	3664	Prevention & Education Svcs	0101	\$6,000
	4649	Community 2000	0101	\$195,931
10.110 ADA Treatment	4147	ADA Treatment Svcs	0101	\$1,234,171
	7648	ADA Treatment Svcs	0109	\$600
	6677	ADA Federal Medicaid	0148	\$662,597
	2040	ADA Treatment Medicaid Match	0101	\$437,516
10.115 Compulsive Gambling	0313	Compulsive Gambling Treatment	0249	\$4,220
10.120 SATOP	3901	SATOP	0288	\$125,737
10.120 SATOP	8791	SATOP Medicaid	0148	\$9,551
10.120 SATOP	8842	SATOP Medicaid Match	0288	\$6,012
10.210 Adult Community Programs	2052	Adult Community Program	0101	\$20,506
	2053	Adult Community Program	0101	\$1,301,601
	6678	Adult Community Program Medicaid	0148	\$3,177,391
	2070	Adult Community Program Medicaid	0101	\$1,749,857
	1685	Homeless Mentally Ill	0101	\$29,765
	7828	ACP Inpatient Redesign	0101	\$90,000



**NEW DECISION ITEM**

RANK: \_\_\_\_\_ OF \_\_\_\_\_

<b>Department:</b> Mental Health	<b>Budget Unit</b> Various
<b>Division:</b> Department-wide	
<b>DI Name:</b> FY15 DMH Provider Rate Increase	<b>DI#</b> 1650025

**4. DESCRIBE THE DETAILED ASSUMPTIONS USED TO DERIVE THE SPECIFIC REQUESTED AMOUNT. (continued)**

**GOVERNOR RECOMMENDS: (continued)**

10.225 Youth Community Programs	2057	Youth Community Program	0101	\$304,732	
	2056	Youth Community Program	0101	\$1,202	
	7425	Youth Community Program	0109	\$12,000	
	6679	Youth Community Program Fed Medicaid	0148	\$728,686	
	2071	Youth Community Prg Med. Match	0101	\$445,784	
10.410 DD Community Programs	1919	Community Programs	0101	\$285,000	
	7649	Community Programs	0109	\$11,110	
	2770	C&F Directed Supports	0101	\$179,710	
	2073	C&F Directed Supports-Medicaid Match	0101	\$198,844	
	6680	DD Fed Medicaid	0148	\$9,454,491	
	2072	Community Programs-Medicaid Match	0101	\$5,647,737	
	399	DFS Clients	0109	\$215,100	<b>General Revenue: \$12,362,602</b>
	1928	Autistic Clients	0101	\$79,233	<b>Federal: \$14,032,716</b>
	8307	Autism Regional Projects	0101	\$155,013	<b>Other: \$374,779</b>
		Total		\$26,770,097	<b>\$26,770,097</b>

**5. BREAK DOWN THE REQUEST BY BUDGET OBJECT CLASS, JOB CLASS, AND FUND SOURCE. IDENTIFY ONE-TIME COSTS.**

	Dept Req GR	Dept Req GR	Dept Req FED	Dept Req FED	Dept Req OTHER	Dept Req OTHER	Dept Req TOTAL	Dept Req TOTAL	Dept Req One-Time
Budget Object Class/Job Class	DOLLARS	FTE	DOLLARS	FTE	DOLLARS	FTE	DOLLARS	FTE	DOLLARS
Not applicable.	0		0		0		0		0
<b>Total PSD</b>	<b>0</b>		<b>0</b>		<b>0</b>		<b>0</b>		<b>0</b>
<b>Grand Total</b>	<b>0</b>	<b>0.0</b>	<b>0</b>	<b>0.0</b>	<b>0</b>	<b>0.0</b>	<b>0</b>	<b>0.0</b>	<b>0</b>

	Gov Rec GR	Gov Rec GR	Gov Rec FED	Gov Rec FED	Gov Rec OTHER	Gov Rec OTHER	Gov Rec TOTAL	Gov Rec TOTAL	Gov Rec One-Time
Budget Object Class/Job Class	DOLLARS	FTE	DOLLARS	FTE	DOLLARS	FTE	DOLLARS	FTE	DOLLARS
Program Distributions (BOBC 400)	31,308		0		0		31,308		0
<b>Total EE</b>	<b>31,308</b>		<b>0</b>		<b>0</b>		<b>31,308</b>		<b>0</b>
Program Distributions (BOBC 800)	12,331,294		14,032,716		374,779		26,738,789		0
<b>Total PSD</b>	<b>12,331,294</b>		<b>14,032,716</b>		<b>374,779</b>		<b>26,738,789</b>		<b>0</b>
<b>Grand Total</b>	<b>12,362,602</b>	<b>0.0</b>	<b>14,032,716</b>	<b>0.0</b>	<b>374,779</b>	<b>0.0</b>	<b>26,770,097</b>	<b>0.0</b>	<b>0</b>

**NEW DECISION ITEM**

RANK: \_\_\_\_\_ OF \_\_\_\_\_

<b>Department:</b> Mental Health	<b>Budget Unit</b> <u>Various</u>
<b>Division:</b> Department-wide	
<b>DI Name:</b> FY15 DMH Provider Rate Increase	<b>DI#</b> 1650025

**6a. Provide an effectiveness measure.**

Not applicable.

**6b. Provide an efficiency measure.**

Not applicable.

**6c. Provide the number of clients/individuals served, if applicable.**

	Total Clients as of 6/30/13	Clients in the Community	% in Community	Clients in Facilities	% in Facilities
Division of ADA	78,523	78,523	100%	0	0%
Division of CPS	77,583	76,343	98%	1,715	2%
Division of DD	33,073	32,615	99%	453	1%

**6d. Provide a customer satisfaction measure, if available.**

Not applicable.

**7. STRATEGIES TO ACHIEVE THE PERFORMANCE MEASUREMENT TARGETS:**

The Department of Mental Health will adjust the current service rates to assist the community providers in recruiting and retaining quality staff and in meeting increased operational costs.

**DECISION ITEM DETAIL**

Budget Unit	FY 2013	FY 2013	FY 2014	FY 2014	FY 2015	FY 2015	FY 2015	FY 2015
Decision Item	ACTUAL	ACTUAL	BUDGET	BUDGET	DEPT REQ	DEPT REQ	GOV REC	GOV REC
Budget Object Class	DOLLAR	FTE	DOLLAR	FTE	DOLLAR	FTE	DOLLAR	FTE
<b>PREVENTION &amp; EDU SERVS</b>								
<b>FY15 DMH Provider Rate Inc - 1650025</b>								
PROFESSIONAL SERVICES	0	0.00	0	0.00	0	0.00	6,000	0.00
<b>TOTAL - EE</b>	<b>0</b>	<b>0.00</b>	<b>0</b>	<b>0.00</b>	<b>0</b>	<b>0.00</b>	<b>6,000</b>	<b>0.00</b>
PROGRAM DISTRIBUTIONS	0	0.00	0	0.00	0	0.00	195,931	0.00
<b>TOTAL - PD</b>	<b>0</b>	<b>0.00</b>	<b>0</b>	<b>0.00</b>	<b>0</b>	<b>0.00</b>	<b>195,931</b>	<b>0.00</b>
<b>GRAND TOTAL</b>	<b>\$0</b>	<b>0.00</b>	<b>\$0</b>	<b>0.00</b>	<b>\$0</b>	<b>0.00</b>	<b>\$201,931</b>	<b>0.00</b>
GENERAL REVENUE	\$0	0.00	\$0	0.00	\$0	0.00	\$201,931	0.00
FEDERAL FUNDS	\$0	0.00	\$0	0.00	\$0	0.00	\$0	0.00
OTHER FUNDS	\$0	0.00	\$0	0.00	\$0	0.00	\$0	0.00

**DECISION ITEM DETAIL**

Budget Unit	FY 2013	FY 2013	FY 2014	FY 2014	FY 2015	FY 2015	FY 2015	FY 2015
Decision Item	ACTUAL	ACTUAL	BUDGET	BUDGET	DEPT REQ	DEPT REQ	GOV REC	GOV REC
Budget Object Class	DOLLAR	FTE	DOLLAR	FTE	DOLLAR	FTE	DOLLAR	FTE
<b>ADA TREATMENT SERVICES</b>								
<b>FY15 DMH Provider Rate Inc - 1650025</b>								
PROFESSIONAL SERVICES	0	0.00	0	0.00	0	0.00	3,600	0.00
TOTAL - EE	0	0.00	0	0.00	0	0.00	3,600	0.00
PROGRAM DISTRIBUTIONS	0	0.00	0	0.00	0	0.00	2,331,284	0.00
TOTAL - PD	0	0.00	0	0.00	0	0.00	2,331,284	0.00
<b>GRAND TOTAL</b>	<b>\$0</b>	<b>0.00</b>	<b>\$0</b>	<b>0.00</b>	<b>\$0</b>	<b>0.00</b>	<b>\$2,334,884</b>	<b>0.00</b>
GENERAL REVENUE	\$0	0.00	\$0	0.00	\$0	0.00	\$1,671,687	0.00
FEDERAL FUNDS	\$0	0.00	\$0	0.00	\$0	0.00	\$662,597	0.00
OTHER FUNDS	\$0	0.00	\$0	0.00	\$0	0.00	\$600	0.00

**DECISION ITEM DETAIL**

Budget Unit	FY 2013	FY 2013	FY 2014	FY 2014	FY 2015	FY 2015	FY 2015	FY 2015
Decision Item	ACTUAL	ACTUAL	BUDGET	BUDGET	DEPT REQ	DEPT REQ	GOV REC	GOV REC
Budget Object Class	DOLLAR	FTE	DOLLAR	FTE	DOLLAR	FTE	DOLLAR	FTE
<b>COMPULSIVE GAMBLING FUND</b>								
FY15 DMH Provider Rate Inc - 1650025								
PROGRAM DISTRIBUTIONS	0	0.00	0	0.00	0	0.00	4,220	0.00
TOTAL - PD	0	0.00	0	0.00	0	0.00	4,220	0.00
<b>GRAND TOTAL</b>	<b>\$0</b>	<b>0.00</b>	<b>\$0</b>	<b>0.00</b>	<b>\$0</b>	<b>0.00</b>	<b>\$4,220</b>	<b>0.00</b>
GENERAL REVENUE	\$0	0.00	\$0	0.00	\$0	0.00	\$0	0.00
FEDERAL FUNDS	\$0	0.00	\$0	0.00	\$0	0.00	\$0	0.00
OTHER FUNDS	\$0	0.00	\$0	0.00	\$0	0.00	\$4,220	0.00

**DECISION ITEM DETAIL**

Budget Unit	FY 2013	FY 2013	FY 2014	FY 2014	FY 2015	FY 2015	FY 2015	FY 2015
Decision Item	ACTUAL	ACTUAL	BUDGET	BUDGET	DEPT REQ	DEPT REQ	GOV REC	GOV REC
Budget Object Class	DOLLAR	FTE	DOLLAR	FTE	DOLLAR	FTE	DOLLAR	FTE
<b>SATOP</b>								
<b>FY15 DMH Provider Rate Inc - 1650025</b>								
PROGRAM DISTRIBUTIONS	0	0.00	0	0.00	0	0.00	141,300	0.00
TOTAL - PD	0	0.00	0	0.00	0	0.00	141,300	0.00
<b>GRAND TOTAL</b>	<b>\$0</b>	<b>0.00</b>	<b>\$0</b>	<b>0.00</b>	<b>\$0</b>	<b>0.00</b>	<b>\$141,300</b>	<b>0.00</b>
GENERAL REVENUE	\$0	0.00	\$0	0.00	\$0	0.00	\$0	0.00
FEDERAL FUNDS	\$0	0.00	\$0	0.00	\$0	0.00	\$9,551	0.00
OTHER FUNDS	\$0	0.00	\$0	0.00	\$0	0.00	\$131,749	0.00

**DECISION ITEM DETAIL**

Budget Unit	FY 2013	FY 2013	FY 2014	FY 2014	FY 2015	FY 2015	FY 2015	FY 2015
Decision Item	ACTUAL	ACTUAL	BUDGET	BUDGET	DEPT REQ	DEPT REQ	GOV REC	GOV REC
Budget Object Class	DOLLAR	FTE	DOLLAR	FTE	DOLLAR	FTE	DOLLAR	FTE
<b>ADULT COMMUNITY PROGRAM</b>								
<b>FY15 DMH Provider Rate Inc - 1650025</b>								
PROFESSIONAL SERVICES	0	0.00	0	0.00	0	0.00	20,506	0.00
TOTAL - EE	0	0.00	0	0.00	0	0.00	20,506	0.00
PROGRAM DISTRIBUTIONS	0	0.00	0	0.00	0	0.00	6,348,614	0.00
TOTAL - PD	0	0.00	0	0.00	0	0.00	6,348,614	0.00
<b>GRAND TOTAL</b>	<b>\$0</b>	<b>0.00</b>	<b>\$0</b>	<b>0.00</b>	<b>\$0</b>	<b>0.00</b>	<b>\$6,369,120</b>	<b>0.00</b>
GENERAL REVENUE	\$0	0.00	\$0	0.00	\$0	0.00	\$3,191,729	0.00
FEDERAL FUNDS	\$0	0.00	\$0	0.00	\$0	0.00	\$3,177,391	0.00
OTHER FUNDS	\$0	0.00	\$0	0.00	\$0	0.00	\$0	0.00

**DECISION ITEM DETAIL**

Budget Unit	FY 2013	FY 2013	FY 2014	FY 2014	FY 2015	FY 2015	FY 2015	FY 2015
Decision Item	ACTUAL	ACTUAL	BUDGET	BUDGET	DEPT REQ	DEPT REQ	GOV REC	GOV REC
Budget Object Class	DOLLAR	FTE	DOLLAR	FTE	DOLLAR	FTE	DOLLAR	FTE
<b>YOUTH COMMUNITY PROGRAM</b>								
<b>FY15 DMH Provider Rate Inc - 1650025</b>								
PROFESSIONAL SERVICES	0	0.00	0	0.00	0	0.00	1,202	0.00
TOTAL - EE	0	0.00	0	0.00	0	0.00	1,202	0.00
PROGRAM DISTRIBUTIONS	0	0.00	0	0.00	0	0.00	1,491,202	0.00
TOTAL - PD	0	0.00	0	0.00	0	0.00	1,491,202	0.00
<b>GRAND TOTAL</b>	<b>\$0</b>	<b>0.00</b>	<b>\$0</b>	<b>0.00</b>	<b>\$0</b>	<b>0.00</b>	<b>\$1,492,404</b>	<b>0.00</b>
GENERAL REVENUE	\$0	0.00	\$0	0.00	\$0	0.00	\$751,718	0.00
FEDERAL FUNDS	\$0	0.00	\$0	0.00	\$0	0.00	\$728,686	0.00
OTHER FUNDS	\$0	0.00	\$0	0.00	\$0	0.00	\$12,000	0.00



**DECISION ITEM DETAIL**

Budget Unit	FY 2013	FY 2013	FY 2014	FY 2014	FY 2015	FY 2015	FY 2015	FY 2015
Decision Item	ACTUAL	ACTUAL	BUDGET	BUDGET	DEPT REQ	DEPT REQ	GOV REC	GOV REC
Budget Object Class	DOLLAR	FTE	DOLLAR	FTE	DOLLAR	FTE	DOLLAR	FTE
<b>COMMUNITY PROGRAMS</b>								
FY15 DMH Provider Rate Inc - 1650025								
PROGRAM DISTRIBUTIONS	0	0.00	0	0.00	0	0.00	16,071,225	0.00
TOTAL - PD	0	0.00	0	0.00	0	0.00	16,071,225	0.00
<b>GRAND TOTAL</b>	<b>\$0</b>	<b>0.00</b>	<b>\$0</b>	<b>0.00</b>	<b>\$0</b>	<b>0.00</b>	<b>\$16,071,225</b>	<b>0.00</b>
GENERAL REVENUE	\$0	0.00	\$0	0.00	\$0	0.00	\$6,390,524	0.00
FEDERAL FUNDS	\$0	0.00	\$0	0.00	\$0	0.00	\$9,454,491	0.00
OTHER FUNDS	\$0	0.00	\$0	0.00	\$0	0.00	\$226,210	0.00

**DECISION ITEM DETAIL**

Budget Unit	FY 2013	FY 2013	FY 2014	FY 2014	FY 2015	FY 2015	FY 2015	FY 2015
Decision Item	ACTUAL	ACTUAL	BUDGET	BUDGET	DEPT REQ	DEPT REQ	GOV REC	GOV REC
Budget Object Class	DOLLAR	FTE	DOLLAR	FTE	DOLLAR	FTE	DOLLAR	FTE
<b>AUTISM REGIONAL PROJECTS</b>								
<b>FY15 DMH Provider Rate Inc - 1650025</b>								
PROGRAM DISTRIBUTIONS	0	0.00	0	0.00	0	0.00	155,013	0.00
TOTAL - PD	0	0.00	0	0.00	0	0.00	155,013	0.00
<b>GRAND TOTAL</b>	<b>\$0</b>	<b>0.00</b>	<b>\$0</b>	<b>0.00</b>	<b>\$0</b>	<b>0.00</b>	<b>\$155,013</b>	<b>0.00</b>
GENERAL REVENUE	\$0	0.00	\$0	0.00	\$0	0.00	\$155,013	0.00
FEDERAL FUNDS	\$0	0.00	\$0	0.00	\$0	0.00	\$0	0.00
OTHER FUNDS	\$0	0.00	\$0	0.00	\$0	0.00	\$0	0.00

**NEW DECISION ITEM**

RANK: 2 OF \_\_\_\_\_

<b>Department:</b> <u>Mental Health</u>	<b>Budget Unit</b> <u>Various</u>
<b>Division:</b> <u>Department-wide</u>	
<b>DI Name:</b> <u>General Structure Adjustment - Cost of Living</u>	<b>DI#</b> <u>0000015</u>

**1. AMOUNT OF REQUEST**

	FY 2015 Budget Request				FY 2015 Governor's Recommendation			
	GR	Federal	Other	Total	GR	Federal	Other	Total
PS	0	0	0	0	2,575,355	1,059,637	43,294	3,678,286
EE	0	0	0	0	0	0	0	0
PSD	0	0	0	0	15,314	14,799	0	30,113
TRF	0	0	0	0	0	0	0	0
<b>Total</b>	<b>0</b>	<b>0</b>	<b>0</b>	<b>0</b>	<b>2,590,669</b>	<b>1,074,436</b>	<b>43,294</b>	<b>3,708,399</b>
FTE	0.00	0.00	0.00	0.00	0.00	0.00	0.00	0.00

<b>Est. Fringe</b>	0	0	0	0
--------------------	---	---	---	---

*Note: Fringes budgeted in House Bill 5 except for certain fringes budgeted directly to MoDOT, Highway Patrol, and Conservation.*

<b>Est. Fringe</b>	658,003	270,737	11,062	939,802
--------------------	---------	---------	--------	---------

*Note: Fringes budgeted in House Bill 5 except for certain fringes budgeted directly to MoDOT, Highway Patrol, and Conservation.*

Other Funds: Not applicable.

Other Funds: Mental Health Trust Fund (MHTF) 0926 - \$6,039; Health Initiative Fund (HIF) 0275 - \$3,342; Mental Health Earnings Fund (MHEF) 0288 - \$33,346; Compulsive Gambling Fund (CGF) 0249 - \$567.

**2. THIS REQUEST CAN BE CATEGORIZED AS:**

<input type="checkbox"/> New Legislation	<input type="checkbox"/> New Program	<input type="checkbox"/> Fund Switch
<input type="checkbox"/> Federal Mandate	<input type="checkbox"/> Program Expansion	<input type="checkbox"/> Cost to Continue
<input type="checkbox"/> GR Pick-Up	<input type="checkbox"/> Space Request	<input type="checkbox"/> Equipment Replacement
<input checked="" type="checkbox"/> Pay Plan	<input type="checkbox"/> Other: _____	

**3. WHY IS THIS FUNDING NEEDED? PROVIDE AN EXPLANATION FOR ITEMS CHECKED IN #2. INCLUDE THE FEDERAL OR STATE STATUTORY OR CONSTITUTIONAL AUTHORIZATION FOR THIS PROGRAM.**

The Governor's Fiscal Year 2015 budget includes a three percent pay raise for state employees, beginning January 1, 2015.

**NEW DECISION ITEM**

RANK: 2 OF \_\_\_\_\_

<b>Department:</b> <u>Mental Health</u>	<b>Budget Unit</b> <u>Various</u>
<b>Division:</b> <u>Department-wide</u>	
<b>DI Name:</b> <u>General Structure Adjustment - Cost of Living</u>	<b>DI#</b> <u>0000015</u>

**4. DESCRIBE THE DETAILED ASSUMPTIONS USED TO DERIVE THE SPECIFIC REQUESTED AMOUNT. (How did you determine that the requested number of FTE were appropriate? From what source or standard did you derive the requested levels of funding? Were alternatives such as outsourcing or automation considered? If based on new legislation, does request tie to TAFP fiscal note? If not, explain why. Detail which portions of the request are one-times and how those amounts were calculated.)**

**DEPARTMENT REQUEST:**

Not applicable.

**GOVERNOR RECOMMENDS:**

Three percent of the core personal services appropriation amounts was calculated. That amount was then adjusted to reflect 11 pay periods which is the number of pay periods that would be paid in Fiscal Year 2015 after January 1, 2015.

**5. BREAK DOWN THE REQUEST BY BUDGET OBJECT CLASS, JOB CLASS, AND FUND SOURCE. IDENTIFY ONE-TIME COSTS.**

	Dept Req GR DOLLARS	Dept Req GR FTE	Dept Req FED DOLLARS	Dept Req FED FTE	Dept Req OTHER DOLLARS	Dept Req OTHER FTE	Dept Req TOTAL DOLLARS	Dept Req TOTAL FTE	Dept Req One-Time DOLLARS
Not applicable.							0	0.0	
<b>Total PS</b>	0	0.0	0	0.0	0	0.0	0	0.0	0
<b>Grand Total</b>	0	0.0	0	0.0	0	0.0	0	0.0	0

	Gov Rec GR DOLLARS	Gov Rec GR FTE	Gov Rec FED DOLLARS	Gov Rec FED FTE	Gov Rec OTHER DOLLARS	Gov Rec OTHER FTE	Gov Rec TOTAL DOLLARS	Gov Rec TOTAL FTE	Gov Rec One-Time DOLLARS
Salary and Wages (BOBC 100)	2,575,355		1,059,637		43,294		3,678,286		0.0
<b>Total PS</b>	2,575,355	0.0	1,059,637	0.0	43,294	0.0	3,678,286		0.0
Program Distributions (BOBC 800)	15,314		14,799				30,113		
<b>Total PSD</b>	15,314		14,799		0		30,113		0
<b>Grand Total</b>	2,590,669	0.0	1,074,436	0.0	43,294	0.0	3,708,399		0.0

**REPORT 10 - FY 2015 GOVERNOR RECOMMENDS**

**DECISION ITEM DETAIL**

Budget Unit	FY 2013	FY 2013	FY 2014	FY 2014	FY 2015	FY 2015	FY 2015	FY 2015
Decision Item	ACTUAL	ACTUAL	BUDGET	BUDGET	DEPT REQ	DEPT REQ	GOV REC	GOV REC
Budget Object Class	DOLLAR	FTE	DOLLAR	FTE	DOLLAR	FTE	DOLLAR	FTE
<b>DIRECTOR'S OFFICE</b>								
<b>Pay Plan FY15-COLA - 0000015</b>								
ADMIN OFFICE SUPPORT ASSISTANT	0	0.00	0	0.00	0	0.00	493	0.00
STATE DEPARTMENT DIRECTOR	0	0.00	0	0.00	0	0.00	1,573	0.00
DESIGNATED PRINCIPAL ASST DEPT	0	0.00	0	0.00	0	0.00	985	0.00
COMMISSION MEMBER	0	0.00	0	0.00	0	0.00	126	0.00
STAFF PHYSICIAN SPECIALIST	0	0.00	0	0.00	0	0.00	2,798	0.00
SPECIAL ASST OFFICE & CLERICAL	0	0.00	0	0.00	0	0.00	1,329	0.00
PRINCIPAL ASST BOARD/COMMISSON	0	0.00	0	0.00	0	0.00	484	0.00
<b>TOTAL - PS</b>	<b>0</b>	<b>0.00</b>	<b>0</b>	<b>0.00</b>	<b>0</b>	<b>0.00</b>	<b>7,788</b>	<b>0.00</b>
<b>GRAND TOTAL</b>	<b>\$0</b>	<b>0.00</b>	<b>\$0</b>	<b>0.00</b>	<b>\$0</b>	<b>0.00</b>	<b>\$7,788</b>	<b>0.00</b>
<b>GENERAL REVENUE</b>	<b>\$0</b>	<b>0.00</b>	<b>\$0</b>	<b>0.00</b>	<b>\$0</b>	<b>0.00</b>	<b>\$6,569</b>	<b>0.00</b>
<b>FEDERAL FUNDS</b>	<b>\$0</b>	<b>0.00</b>	<b>\$0</b>	<b>0.00</b>	<b>\$0</b>	<b>0.00</b>	<b>\$1,219</b>	<b>0.00</b>
<b>OTHER FUNDS</b>	<b>\$0</b>	<b>0.00</b>	<b>\$0</b>	<b>0.00</b>	<b>\$0</b>	<b>0.00</b>	<b>\$0</b>	<b>0.00</b>

**REPORT 10 - FY 2015 GOVERNOR RECOMMENDS**

**DECISION ITEM DETAIL**

Budget Unit	FY 2013	FY 2013	FY 2014	FY 2014	FY 2015	FY 2015	FY 2015	FY 2015
Decision Item	ACTUAL	ACTUAL	BUDGET	BUDGET	DEPT REQ	DEPT REQ	GOV REC	GOV REC
Budget Object Class	DOLLAR	FTE	DOLLAR	FTE	DOLLAR	FTE	DOLLAR	FTE
<b>OVERTIME PAY PS</b>								
Pay Plan FY15-COLA - 0000015								
OTHER	0	0.00	0	0.00	0	0.00	15,527	0.00
<b>TOTAL - PS</b>	<b>0</b>	<b>0.00</b>	<b>0</b>	<b>0.00</b>	<b>0</b>	<b>0.00</b>	<b>15,527</b>	<b>0.00</b>
<b>GRAND TOTAL</b>	<b>\$0</b>	<b>0.00</b>	<b>\$0</b>	<b>0.00</b>	<b>\$0</b>	<b>0.00</b>	<b>\$15,527</b>	<b>0.00</b>
GENERAL REVENUE	\$0	0.00	\$0	0.00	\$0	0.00	\$15,527	0.00
FEDERAL FUNDS	\$0	0.00	\$0	0.00	\$0	0.00	\$0	0.00
OTHER FUNDS	\$0	0.00	\$0	0.00	\$0	0.00	\$0	0.00

**REPORT 10 - FY 2015 GOVERNOR RECOMMENDS**

**DECISION ITEM DETAIL**

Budget Unit	FY 2013	FY 2013	FY 2014	FY 2014	FY 2015	FY 2015	FY 2015	FY 2015
Decision Item	ACTUAL	ACTUAL	BUDGET	BUDGET	DEPT REQ	DEPT REQ	GOV REC	GOV REC
Budget Object Class	DOLLAR	FTE	DOLLAR	FTE	DOLLAR	FTE	DOLLAR	FTE
<b>OPERATIONAL SUPPORT</b>								
<b>Pay Plan FY15-COLA - 0000015</b>								
ADMIN OFFICE SUPPORT ASSISTANT	0	0.00	0	0.00	0	0.00	2,470	0.00
OFFICE SUPPORT ASST (KEYBRD)	0	0.00	0	0.00	0	0.00	346	0.00
SR OFC SUPPORT ASST (KEYBRD)	0	0.00	0	0.00	0	0.00	2,168	0.00
INFORMATION TECHNOLOGY SPEC II	0	0.00	0	0.00	0	0.00	948	0.00
STOREKEEPER I	0	0.00	0	0.00	0	0.00	415	0.00
PROCUREMENT OFCR I	0	0.00	0	0.00	0	0.00	560	0.00
PROCUREMENT OFCR II	0	0.00	0	0.00	0	0.00	1,308	0.00
OFFICE SERVICES COOR	0	0.00	0	0.00	0	0.00	652	0.00
ACCOUNT CLERK II	0	0.00	0	0.00	0	0.00	338	0.00
SENIOR AUDITOR	0	0.00	0	0.00	0	0.00	1,183	0.00
ACCOUNTANT I	0	0.00	0	0.00	0	0.00	2,721	0.00
ACCOUNTANT II	0	0.00	0	0.00	0	0.00	1,244	0.00
ACCOUNTING SPECIALIST II	0	0.00	0	0.00	0	0.00	315	0.00
ACCOUNTING SPECIALIST III	0	0.00	0	0.00	0	0.00	2,413	0.00
ACCOUNTING ANAL II	0	0.00	0	0.00	0	0.00	2,312	0.00
ACCOUNTING ANAL III	0	0.00	0	0.00	0	0.00	731	0.00
BUDGET ANAL III	0	0.00	0	0.00	0	0.00	2,030	0.00
PERSONNEL OFCR II	0	0.00	0	0.00	0	0.00	871	0.00
PERSONNEL ANAL II	0	0.00	0	0.00	0	0.00	1,111	0.00
EXECUTIVE I	0	0.00	0	0.00	0	0.00	520	0.00
MANAGEMENT ANALYSIS SPEC II	0	0.00	0	0.00	0	0.00	592	0.00
PERSONNEL CLERK	0	0.00	0	0.00	0	0.00	459	0.00
HOUSING DEVELOPMENT OFCR II	0	0.00	0	0.00	0	0.00	404	0.00
AFFORDABLE HOUSING CNSLT MH	0	0.00	0	0.00	0	0.00	754	0.00
PROGRAM SPECIALIST I MH	0	0.00	0	0.00	0	0.00	9,055	0.00
PROGRAM SPECIALIST II MH	0	0.00	0	0.00	0	0.00	5,184	0.00
PROGRAM COORD DMH DOHSS	0	0.00	0	0.00	0	0.00	4,177	0.00
MOTOR VEHICLE DRIVER	0	0.00	0	0.00	0	0.00	357	0.00
FISCAL & ADMINISTRATIVE MGR B2	0	0.00	0	0.00	0	0.00	5,161	0.00
FISCAL & ADMINISTRATIVE MGR B3	0	0.00	0	0.00	0	0.00	1,938	0.00
MENTAL HEALTH MGR B1	0	0.00	0	0.00	0	0.00	1,543	0.00
MENTAL HEALTH MGR B2	0	0.00	0	0.00	0	0.00	1,963	0.00

1/29/14 14:24

im\_didetail

**REPORT 10 - FY 2015 GOVERNOR RECOMMENDS**

**DECISION ITEM DETAIL**

Budget Unit	FY 2013	FY 2013	FY 2014	FY 2014	FY 2015	FY 2015	FY 2015	FY 2015
Decision Item	ACTUAL	ACTUAL	BUDGET	BUDGET	DEPT REQ	DEPT REQ	GOV REC	GOV REC
Budget Object Class	DOLLAR	FTE	DOLLAR	FTE	DOLLAR	FTE	DOLLAR	FTE
<b>OPERATIONAL SUPPORT</b>								
<b>Pay Plan FY15-COLA - 0000015</b>								
DEPUTY STATE DEPT DIRECTOR	0	0.00	0	0.00	0	0.00	2,545	0.00
DESIGNATED PRINCIPAL ASST DEPT	0	0.00	0	0.00	0	0.00	2,546	0.00
ADMINISTRATIVE ASSISTANT	0	0.00	0	0.00	0	0.00	4	0.00
ASSOCIATE COUNSEL	0	0.00	0	0.00	0	0.00	5,643	0.00
PROJECT SPECIALIST	0	0.00	0	0.00	0	0.00	92	0.00
PARALEGAL	0	0.00	0	0.00	0	0.00	547	0.00
LEGAL COUNSEL	0	0.00	0	0.00	0	0.00	1,244	0.00
HEARINGS OFFICER	0	0.00	0	0.00	0	0.00	804	0.00
MISCELLANEOUS PROFESSIONAL	0	0.00	0	0.00	0	0.00	736	0.00
MEDICAL ADMINISTRATOR	0	0.00	0	0.00	0	0.00	831	0.00
SPECIAL ASST OFFICIAL & ADMSTR	0	0.00	0	0.00	0	0.00	5,019	0.00
SPECIAL ASST OFFICE & CLERICAL	0	0.00	0	0.00	0	0.00	1,791	0.00
<b>TOTAL - PS</b>	<b>0</b>	<b>0.00</b>	<b>0</b>	<b>0.00</b>	<b>0</b>	<b>0.00</b>	<b>78,045</b>	<b>0.00</b>
<b>GRAND TOTAL</b>	<b>\$0</b>	<b>0.00</b>	<b>\$0</b>	<b>0.00</b>	<b>\$0</b>	<b>0.00</b>	<b>\$78,045</b>	<b>0.00</b>
<b>GENERAL REVENUE</b>	<b>\$0</b>	<b>0.00</b>	<b>\$0</b>	<b>0.00</b>	<b>\$0</b>	<b>0.00</b>	<b>\$65,716</b>	<b>0.00</b>
<b>FEDERAL FUNDS</b>	<b>\$0</b>	<b>0.00</b>	<b>\$0</b>	<b>0.00</b>	<b>\$0</b>	<b>0.00</b>	<b>\$12,329</b>	<b>0.00</b>
<b>OTHER FUNDS</b>	<b>\$0</b>	<b>0.00</b>	<b>\$0</b>	<b>0.00</b>	<b>\$0</b>	<b>0.00</b>	<b>\$0</b>	<b>0.00</b>



**REPORT 10 - FY 2015 GOVERNOR RECOMMENDS**

**DECISION ITEM DETAIL**

Budget Unit	FY 2013	FY 2013	FY 2014	FY 2014	FY 2015	FY 2015	FY 2015	FY 2015
Decision Item	ACTUAL	ACTUAL	BUDGET	BUDGET	DEPT REQ	DEPT REQ	GOV REC	GOV REC
Budget Object Class	DOLLAR	FTE	DOLLAR	FTE	DOLLAR	FTE	DOLLAR	FTE
<b>STAFF TRAINING</b>								
Pay Plan FY15-COLA - 0000015								
SALARIES & WAGES	0	0.00	0	0.00	0	0.00	2,454	0.00
TOTAL - PS	0	0.00	0	0.00	0	0.00	2,454	0.00
<b>GRAND TOTAL</b>	<b>\$0</b>	<b>0.00</b>	<b>\$0</b>	<b>0.00</b>	<b>\$0</b>	<b>0.00</b>	<b>\$2,454</b>	<b>0.00</b>
GENERAL REVENUE	\$0	0.00	\$0	0.00	\$0	0.00	\$0	0.00
FEDERAL FUNDS	\$0	0.00	\$0	0.00	\$0	0.00	\$2,454	0.00
OTHER FUNDS	\$0	0.00	\$0	0.00	\$0	0.00	\$0	0.00

**REPORT 10 - FY 2015 GOVERNOR RECOMMENDS**

**DECISION ITEM DETAIL**

Budget Unit	FY 2013	FY 2013	FY 2014	FY 2014	FY 2015	FY 2015	FY 2015	FY 2015
Decision Item	ACTUAL	ACTUAL	BUDGET	BUDGET	DEPT REQ	DEPT REQ	GOV REC	GOV REC
Budget Object Class	DOLLAR	FTE	DOLLAR	FTE	DOLLAR	FTE	DOLLAR	FTE
<b>MENTAL HEALTH TRUST FUND</b>								
<b>Pay Plan FY15-COLA - 0000015</b>								
ACTIVITY AIDE II	0	0.00	0	0.00	0	0.00	1,476	0.00
ACTIVITY THER	0	0.00	0	0.00	0	0.00	169	0.00
MUSIC THER II	0	0.00	0	0.00	0	0.00	185	0.00
RECREATIONAL THER I	0	0.00	0	0.00	0	0.00	250	0.00
RECREATIONAL THER II	0	0.00	0	0.00	0	0.00	413	0.00
STUDENT INTERN	0	0.00	0	0.00	0	0.00	37	0.00
CLIENT/PATIENT WORKER	0	0.00	0	0.00	0	0.00	2,062	0.00
MISCELLANEOUS PROFESSIONAL	0	0.00	0	0.00	0	0.00	1,447	0.00
<b>TOTAL - PS</b>	<b>0</b>	<b>0.00</b>	<b>0</b>	<b>0.00</b>	<b>0</b>	<b>0.00</b>	<b>6,039</b>	<b>0.00</b>
<b>GRAND TOTAL</b>	<b>\$0</b>	<b>0.00</b>	<b>\$0</b>	<b>0.00</b>	<b>\$0</b>	<b>0.00</b>	<b>\$6,039</b>	<b>0.00</b>
<b>GENERAL REVENUE</b>	<b>\$0</b>	<b>0.00</b>	<b>\$0</b>	<b>0.00</b>	<b>\$0</b>	<b>0.00</b>	<b>\$0</b>	<b>0.00</b>
<b>FEDERAL FUNDS</b>	<b>\$0</b>	<b>0.00</b>	<b>\$0</b>	<b>0.00</b>	<b>\$0</b>	<b>0.00</b>	<b>\$0</b>	<b>0.00</b>
<b>OTHER FUNDS</b>	<b>\$0</b>	<b>0.00</b>	<b>\$0</b>	<b>0.00</b>	<b>\$0</b>	<b>0.00</b>	<b>\$6,039</b>	<b>0.00</b>

**REPORT 10 - FY 2015 GOVERNOR RECOMMENDS**

**DECISION ITEM DETAIL**

Budget Unit	FY 2013	FY 2013	FY 2014	FY 2014	FY 2015	FY 2015	FY 2015	FY 2015
Decision Item	ACTUAL	ACTUAL	BUDGET	BUDGET	DEPT REQ	DEPT REQ	GOV REC	GOV REC
Budget Object Class	DOLLAR	FTE	DOLLAR	FTE	DOLLAR	FTE	DOLLAR	FTE
<b>DMH FEDERAL FUND</b>								
<b>Pay Plan FY15-COLA - 0000015</b>								
MISCELLANEOUS PROFESSIONAL	0	0.00	0	0.00	0	0.00	1,598	0.00
<b>TOTAL - PS</b>	<b>0</b>	<b>0.00</b>	<b>0</b>	<b>0.00</b>	<b>0</b>	<b>0.00</b>	<b>1,598</b>	<b>0.00</b>
<b>GRAND TOTAL</b>	<b>\$0</b>	<b>0.00</b>	<b>\$0</b>	<b>0.00</b>	<b>\$0</b>	<b>0.00</b>	<b>\$1,598</b>	<b>0.00</b>
GENERAL REVENUE	\$0	0.00	\$0	0.00	\$0	0.00	\$0	0.00
FEDERAL FUNDS	\$0	0.00	\$0	0.00	\$0	0.00	\$1,598	0.00
OTHER FUNDS	\$0	0.00	\$0	0.00	\$0	0.00	\$0	0.00

**REPORT 10 - FY 2015 GOVERNOR RECOMMENDS**

**DECISION ITEM DETAIL**

Budget Unit	FY 2013	FY 2013	FY 2014	FY 2014	FY 2015	FY 2015	FY 2015	FY 2015
Decision Item	ACTUAL	ACTUAL	BUDGET	BUDGET	DEPT REQ	DEPT REQ	GOV REC	GOV REC
Budget Object Class	DOLLAR	FTE	DOLLAR	FTE	DOLLAR	FTE	DOLLAR	FTE
<b>CHILDREN'S SYSTEM OF CARE</b>								
<b>Pay Plan FY15-COLA - 0000015</b>								
OTHER	0	0.00	0	0.00	0	0.00	536	0.00
TOTAL - PS	0	0.00	0	0.00	0	0.00	536	0.00
<b>GRAND TOTAL</b>	<b>\$0</b>	<b>0.00</b>	<b>\$0</b>	<b>0.00</b>	<b>\$0</b>	<b>0.00</b>	<b>\$536</b>	<b>0.00</b>
GENERAL REVENUE	\$0	0.00	\$0	0.00	\$0	0.00	\$0	0.00
FEDERAL FUNDS	\$0	0.00	\$0	0.00	\$0	0.00	\$536	0.00
OTHER FUNDS	\$0	0.00	\$0	0.00	\$0	0.00	\$0	0.00

**REPORT 10 - FY 2015 GOVERNOR RECOMMENDS**

**DECISION ITEM DETAIL**

Budget Unit	FY 2013	FY 2013	FY 2014	FY 2014	FY 2015	FY 2015	FY 2015	FY 2015
Decision Item	ACTUAL	ACTUAL	BUDGET	BUDGET	DEPT REQ	DEPT REQ	GOV REC	GOV REC
Budget Object Class	DOLLAR	FTE	DOLLAR	FTE	DOLLAR	FTE	DOLLAR	FTE
<b>ADA ADMINISTRATION</b>								
<b>Pay Plan FY15-COLA - 0000015</b>								
ADMIN OFFICE SUPPORT ASSISTANT	0	0.00	0	0.00	0	0.00	1,364	0.00
OFFICE SUPPORT ASST (KEYBRD)	0	0.00	0	0.00	0	0.00	3	0.00
SR OFC SUPPORT ASST (KEYBRD)	0	0.00	0	0.00	0	0.00	744	0.00
ACCOUNTANT I	0	0.00	0	0.00	0	0.00	422	0.00
RESEARCH ANAL II	0	0.00	0	0.00	0	0.00	502	0.00
RESEARCH ANAL III	0	0.00	0	0.00	0	0.00	581	0.00
RESEARCH ANAL IV	0	0.00	0	0.00	0	0.00	769	0.00
MANAGEMENT ANALYSIS SPEC I	0	0.00	0	0.00	0	0.00	571	0.00
MANAGEMENT ANALYSIS SPEC II	0	0.00	0	0.00	0	0.00	1,163	0.00
PROGRAM SPECIALIST II MH	0	0.00	0	0.00	0	0.00	1,564	0.00
FISCAL & ADMINISTRATIVE MGR B2	0	0.00	0	0.00	0	0.00	1,580	0.00
FISCAL & ADMINISTRATIVE MGR B3	0	0.00	0	0.00	0	0.00	935	0.00
MENTAL HEALTH MGR B1	0	0.00	0	0.00	0	0.00	750	0.00
MENTAL HEALTH MGR B2	0	0.00	0	0.00	0	0.00	1,700	0.00
MENTAL HEALTH MGR B3	0	0.00	0	0.00	0	0.00	1,038	0.00
DESIGNATED PRINCIPAL ASST DEPT	0	0.00	0	0.00	0	0.00	253	0.00
DIVISION DIRECTOR	0	0.00	0	0.00	0	0.00	1,435	0.00
DEPUTY DIVISION DIRECTOR	0	0.00	0	0.00	0	0.00	1,241	0.00
DESIGNATED PRINCIPAL ASST DIV	0	0.00	0	0.00	0	0.00	1,094	0.00
ASSOCIATE COUNSEL	0	0.00	0	0.00	0	0.00	44	0.00
PROJECT SPECIALIST	0	0.00	0	0.00	0	0.00	352	0.00
MISCELLANEOUS PROFESSIONAL	0	0.00	0	0.00	0	0.00	2,523	0.00
SPECIAL ASST OFFICIAL & ADMSTR	0	0.00	0	0.00	0	0.00	3,279	0.00
SPECIAL ASST PROFESSIONAL	0	0.00	0	0.00	0	0.00	2,131	0.00
SPECIAL ASST OFFICE & CLERICAL	0	0.00	0	0.00	0	0.00	667	0.00
<b>TOTAL - PS</b>	<b>0</b>	<b>0.00</b>	<b>0</b>	<b>0.00</b>	<b>0</b>	<b>0.00</b>	<b>26,705</b>	<b>0.00</b>
<b>GRAND TOTAL</b>	<b>\$0</b>	<b>0.00</b>	<b>\$0</b>	<b>0.00</b>	<b>\$0</b>	<b>0.00</b>	<b>\$26,705</b>	<b>0.00</b>
<b>GENERAL REVENUE</b>	<b>\$0</b>	<b>0.00</b>	<b>\$0</b>	<b>0.00</b>	<b>\$0</b>	<b>0.00</b>	<b>\$11,999</b>	<b>0.00</b>
<b>FEDERAL FUNDS</b>	<b>\$0</b>	<b>0.00</b>	<b>\$0</b>	<b>0.00</b>	<b>\$0</b>	<b>0.00</b>	<b>\$12,261</b>	<b>0.00</b>
<b>OTHER FUNDS</b>	<b>\$0</b>	<b>0.00</b>	<b>\$0</b>	<b>0.00</b>	<b>\$0</b>	<b>0.00</b>	<b>\$2,445</b>	<b>0.00</b>

1/29/14 14:24

im\_didetall

**REPORT 10 - FY 2015 GOVERNOR RECOMMENDS**

**DECISION ITEM DETAIL**

Budget Unit	FY 2013	FY 2013	FY 2014	FY 2014	FY 2015	FY 2015	FY 2015	FY 2015
Decision Item	ACTUAL	ACTUAL	BUDGET	BUDGET	DEPT REQ	DEPT REQ	GOV REC	GOV REC
Budget Object Class	DOLLAR	FTE	DOLLAR	FTE	DOLLAR	FTE	DOLLAR	FTE
<b>PREVENTION &amp; EDU SERVS</b>								
<b>Pay Plan FY15-COLA - 0000015</b>								
ADMIN OFFICE SUPPORT ASSISTANT	0	0.00	0	0.00	0	0.00	1	0.00
PROGRAM SPECIALIST II MH	0	0.00	0	0.00	0	0.00	1,779	0.00
FISCAL & ADMINISTRATIVE MGR B2	0	0.00	0	0.00	0	0.00	38	0.00
MENTAL HEALTH MGR B2	0	0.00	0	0.00	0	0.00	1,205	0.00
PUBLIC SAFETY MANAGER BAND 1	0	0.00	0	0.00	0	0.00	746	0.00
SPECIAL AGENT (LIQUOR CONTROL)	0	0.00	0	0.00	0	0.00	2,765	0.00
TYPIST	0	0.00	0	0.00	0	0.00	269	0.00
MISCELLANEOUS PROFESSIONAL	0	0.00	0	0.00	0	0.00	413	0.00
SPECIAL ASST OFFICIAL & ADMSTR	0	0.00	0	0.00	0	0.00	140	0.00
<b>TOTAL - PS</b>	<b>0</b>	<b>0.00</b>	<b>0</b>	<b>0.00</b>	<b>0</b>	<b>0.00</b>	<b>7,356</b>	<b>0.00</b>
<b>GRAND TOTAL</b>	<b>\$0</b>	<b>0.00</b>	<b>\$0</b>	<b>0.00</b>	<b>\$0</b>	<b>0.00</b>	<b>\$7,356</b>	<b>0.00</b>
<b>GENERAL REVENUE</b>	<b>\$0</b>	<b>0.00</b>	<b>\$0</b>	<b>0.00</b>	<b>\$0</b>	<b>0.00</b>	<b>\$358</b>	<b>0.00</b>
<b>FEDERAL FUNDS</b>	<b>\$0</b>	<b>0.00</b>	<b>\$0</b>	<b>0.00</b>	<b>\$0</b>	<b>0.00</b>	<b>\$6,998</b>	<b>0.00</b>
<b>OTHER FUNDS</b>	<b>\$0</b>	<b>0.00</b>	<b>\$0</b>	<b>0.00</b>	<b>\$0</b>	<b>0.00</b>	<b>\$0</b>	<b>0.00</b>

**REPORT 10 - FY 2015 GOVERNOR RECOMMENDS**

**DECISION ITEM DETAIL**

Budget Unit	FY 2013	FY 2013	FY 2014	FY 2014	FY 2015	FY 2015	FY 2015	FY 2015
Decision Item	ACTUAL	ACTUAL	BUDGET	BUDGET	DEPT REQ	DEPT REQ	GOV REC	GOV REC
Budget Object Class	DOLLAR	FTE	DOLLAR	FTE	DOLLAR	FTE	DOLLAR	FTE
<b>ADA TREATMENT SERVICES</b>								
<b>Pay Plan FY15-COLA - 0000015</b>								
ADMIN OFFICE SUPPORT ASSISTANT	0	0.00	0	0.00	0	0.00	841	0.00
SR OFC SUPPORT ASST (STENO)	0	0.00	0	0.00	0	0.00	450	0.00
OFFICE SUPPORT ASST (KEYBRD)	0	0.00	0	0.00	0	0.00	363	0.00
SR OFC SUPPORT ASST (KEYBRD)	0	0.00	0	0.00	0	0.00	383	0.00
HOUSING DEVELOPMENT OFCR I	0	0.00	0	0.00	0	0.00	560	0.00
HOUSING DEVELOPMENT OFCR II	0	0.00	0	0.00	0	0.00	167	0.00
AFFORDABLE HOUSING CNSLT MH	0	0.00	0	0.00	0	0.00	1,463	0.00
LPN II GEN	0	0.00	0	0.00	0	0.00	943	0.00
REGISTERED NURSE	0	0.00	0	0.00	0	0.00	677	0.00
REGISTERED NURSE SENIOR	0	0.00	0	0.00	0	0.00	767	0.00
AREA SUB ABUSE TRTMNT COOR	0	0.00	0	0.00	0	0.00	2,941	0.00
SUBSTANCE ABUSE CNSLR II	0	0.00	0	0.00	0	0.00	2,611	0.00
SUBSTANCE ABUSE CNSLR III	0	0.00	0	0.00	0	0.00	592	0.00
PROGRAM SPECIALIST II MH	0	0.00	0	0.00	0	0.00	2,667	0.00
MENTAL HEALTH MGR B2	0	0.00	0	0.00	0	0.00	1,574	0.00
MISCELLANEOUS PROFESSIONAL	0	0.00	0	0.00	0	0.00	339	0.00
MEDICAL ADMINISTRATOR	0	0.00	0	0.00	0	0.00	771	0.00
SPECIAL ASST OFFICIAL & ADMSTR	0	0.00	0	0.00	0	0.00	1,458	0.00
SPECIAL ASST PROFESSIONAL	0	0.00	0	0.00	0	0.00	969	0.00
<b>TOTAL - PS</b>	<b>0</b>	<b>0.00</b>	<b>0</b>	<b>0.00</b>	<b>0</b>	<b>0.00</b>	<b>20,536</b>	<b>0.00</b>
<b>GRAND TOTAL</b>	<b>\$0</b>	<b>0.00</b>	<b>\$0</b>	<b>0.00</b>	<b>\$0</b>	<b>0.00</b>	<b>\$20,536</b>	<b>0.00</b>
<b>GENERAL REVENUE</b>	<b>\$0</b>	<b>0.00</b>	<b>\$0</b>	<b>0.00</b>	<b>\$0</b>	<b>0.00</b>	<b>\$7,170</b>	<b>0.00</b>
<b>FEDERAL FUNDS</b>	<b>\$0</b>	<b>0.00</b>	<b>\$0</b>	<b>0.00</b>	<b>\$0</b>	<b>0.00</b>	<b>\$13,366</b>	<b>0.00</b>
<b>OTHER FUNDS</b>	<b>\$0</b>	<b>0.00</b>	<b>\$0</b>	<b>0.00</b>	<b>\$0</b>	<b>0.00</b>	<b>\$0</b>	<b>0.00</b>

**REPORT 10 - FY 2015 GOVERNOR RECOMMENDS**

**DECISION ITEM DETAIL**

Budget Unit	FY 2013	FY 2013	FY 2014	FY 2014	FY 2015	FY 2015	FY 2015	FY 2015
Decision Item	ACTUAL	ACTUAL	BUDGET	BUDGET	DEPT REQ	DEPT REQ	GOV REC	GOV REC
Budget Object Class	DOLLAR	FTE	DOLLAR	FTE	DOLLAR	FTE	DOLLAR	FTE
<b>COMPULSIVE GAMBLING FUND</b>								
Pay Plan FY15-COLA - 0000015								
PROGRAM SPECIALIST II MH	0	0.00	0	0.00	0	0.00	567	0.00
TOTAL - PS	0	0.00	0	0.00	0	0.00	567	0.00
<b>GRAND TOTAL</b>	<b>\$0</b>	<b>0.00</b>	<b>\$0</b>	<b>0.00</b>	<b>\$0</b>	<b>0.00</b>	<b>\$567</b>	<b>0.00</b>
GENERAL REVENUE	\$0	0.00	\$0	0.00	\$0	0.00	\$0	0.00
FEDERAL FUNDS	\$0	0.00	\$0	0.00	\$0	0.00	\$0	0.00
OTHER FUNDS	\$0	0.00	\$0	0.00	\$0	0.00	\$567	0.00



**REPORT 10 - FY 2015 GOVERNOR RECOMMENDS**

**DECISION ITEM DETAIL**

Budget Unit	FY 2013	FY 2013	FY 2014	FY 2014	FY 2015	FY 2015	FY 2015	FY 2015
Decision Item	ACTUAL	ACTUAL	BUDGET	BUDGET	DEPT REQ	DEPT REQ	GOV REC	GOV REC
Budget Object Class	DOLLAR	FTE	DOLLAR	FTE	DOLLAR	FTE	DOLLAR	FTE
<b>SATOP</b>								
<b>Pay Plan FY15-COLA - 0000015</b>								
SR OFC SUPPORT ASST (KEYBRD)	0	0.00	0	0.00	0	0.00	374	0.00
PROGRAM SPECIALIST II MH	0	0.00	0	0.00	0	0.00	1,780	0.00
MENTAL HEALTH MGR B2	0	0.00	0	0.00	0	0.00	838	0.00
<b>TOTAL - PS</b>	<b>0</b>	<b>0.00</b>	<b>0</b>	<b>0.00</b>	<b>0</b>	<b>0.00</b>	<b>2,992</b>	<b>0.00</b>
<b>GRAND TOTAL</b>	<b>\$0</b>	<b>0.00</b>	<b>\$0</b>	<b>0.00</b>	<b>\$0</b>	<b>0.00</b>	<b>\$2,992</b>	<b>0.00</b>
<b>GENERAL REVENUE</b>	<b>\$0</b>	<b>0.00</b>	<b>\$0</b>	<b>0.00</b>	<b>\$0</b>	<b>0.00</b>	<b>\$0</b>	<b>0.00</b>
<b>FEDERAL FUNDS</b>	<b>\$0</b>	<b>0.00</b>	<b>\$0</b>	<b>0.00</b>	<b>\$0</b>	<b>0.00</b>	<b>\$289</b>	<b>0.00</b>
<b>OTHER FUNDS</b>	<b>\$0</b>	<b>0.00</b>	<b>\$0</b>	<b>0.00</b>	<b>\$0</b>	<b>0.00</b>	<b>\$2,703</b>	<b>0.00</b>

1/29/14 14:24

im\_didetail

**REPORT 10 - FY 2015 GOVERNOR RECOMMENDS**

**DECISION ITEM DETAIL**

Budget Unit	FY 2013	FY 2013	FY 2014	FY 2014	FY 2015	FY 2015	FY 2015	FY 2015
Decision Item	ACTUAL	ACTUAL	BUDGET	BUDGET	DEPT REQ	DEPT REQ	GOV REC	GOV REC
Budget Object Class	DOLLAR	FTE	DOLLAR	FTE	DOLLAR	FTE	DOLLAR	FTE
<b>CPS ADMIN</b>								
<b>Pay Plan FY15-COLA - 0000015</b>								
ADMIN OFFICE SUPPORT ASSISTANT	0	0.00	0	0.00	0	0.00	1,060	0.00
SR OFC SUPPORT ASST (KEYBRD)	0	0.00	0	0.00	0	0.00	746	0.00
ACCOUNTANT I	0	0.00	0	0.00	0	0.00	499	0.00
RESEARCH ANAL III	0	0.00	0	0.00	0	0.00	2,007	0.00
STAFF TRAINING & DEV COOR	0	0.00	0	0.00	0	0.00	739	0.00
EXECUTIVE I	0	0.00	0	0.00	0	0.00	3	0.00
MANAGEMENT ANALYSIS SPEC II	0	0.00	0	0.00	0	0.00	581	0.00
PROGRAM SPECIALIST II MH	0	0.00	0	0.00	0	0.00	1,311	0.00
FAMILY SUPPORT ELIGIBILITY SPC	0	0.00	0	0.00	0	0.00	3	0.00
FISCAL & ADMINISTRATIVE MGR B2	0	0.00	0	0.00	0	0.00	1,489	0.00
MENTAL HEALTH MGR B2	0	0.00	0	0.00	0	0.00	817	0.00
DEPUTY DIVISION DIRECTOR	0	0.00	0	0.00	0	0.00	1,310	0.00
DESIGNATED PRINCIPAL ASST DIV	0	0.00	0	0.00	0	0.00	1,324	0.00
CLIENT/PATIENT WORKER	0	0.00	0	0.00	0	0.00	55	0.00
MISCELLANEOUS PROFESSIONAL	0	0.00	0	0.00	0	0.00	785	0.00
MEDICAL ADMINISTRATOR	0	0.00	0	0.00	0	0.00	1,065	0.00
SPECIAL ASST OFFICIAL & ADMSTR	0	0.00	0	0.00	0	0.00	3,143	0.00
SPECIAL ASST PROFESSIONAL	0	0.00	0	0.00	0	0.00	139	0.00
SPECIAL ASST OFFICE & CLERICAL	0	0.00	0	0.00	0	0.00	1,707	0.00
<b>TOTAL - PS</b>	<b>0</b>	<b>0.00</b>	<b>0</b>	<b>0.00</b>	<b>0</b>	<b>0.00</b>	<b>18,783</b>	<b>0.00</b>
<b>GRAND TOTAL</b>	<b>\$0</b>	<b>0.00</b>	<b>\$0</b>	<b>0.00</b>	<b>\$0</b>	<b>0.00</b>	<b>\$18,783</b>	<b>0.00</b>
<b>GENERAL REVENUE</b>	<b>\$0</b>	<b>0.00</b>	<b>\$0</b>	<b>0.00</b>	<b>\$0</b>	<b>0.00</b>	<b>\$9,845</b>	<b>0.00</b>
<b>FEDERAL FUNDS</b>	<b>\$0</b>	<b>0.00</b>	<b>\$0</b>	<b>0.00</b>	<b>\$0</b>	<b>0.00</b>	<b>\$8,938</b>	<b>0.00</b>
<b>OTHER FUNDS</b>	<b>\$0</b>	<b>0.00</b>	<b>\$0</b>	<b>0.00</b>	<b>\$0</b>	<b>0.00</b>	<b>\$0</b>	<b>0.00</b>

**REPORT 10 - FY 2015 GOVERNOR RECOMMENDS**

**DECISION ITEM DETAIL**

Budget Unit	FY 2013	FY 2013	FY 2014	FY 2014	FY 2015	FY 2015	FY 2015	FY 2015
Decision Item	ACTUAL	ACTUAL	BUDGET	BUDGET	DEPT REQ	DEPT REQ	GOV REC	GOV REC
Budget Object Class	DOLLAR	FTE	DOLLAR	FTE	DOLLAR	FTE	DOLLAR	FTE
<b>CPS FACILITY SUPPORT</b>								
<b>Pay Plan FY15-COLA - 0000015</b>								
CUSTODIAL WORKER I	0	0.00	0	0.00	0	0.00	555	0.00
COOK I	0	0.00	0	0.00	0	0.00	317	0.00
FOOD SERVICE HELPER I	0	0.00	0	0.00	0	0.00	555	0.00
REGISTERED NURSE III	0	0.00	0	0.00	0	0.00	40	0.00
DIRECT CARE AIDE	0	0.00	0	0.00	0	0.00	14,178	0.00
LICENSED PRACTICAL NURSE	0	0.00	0	0.00	0	0.00	2,557	0.00
REGISTERED NURSE	0	0.00	0	0.00	0	0.00	29,583	0.00
<b>TOTAL - PS</b>	<b>0</b>	<b>0.00</b>	<b>0</b>	<b>0.00</b>	<b>0</b>	<b>0.00</b>	<b>47,785</b>	<b>0.00</b>
<b>GRAND TOTAL</b>	<b>\$0</b>	<b>0.00</b>	<b>\$0</b>	<b>0.00</b>	<b>\$0</b>	<b>0.00</b>	<b>\$47,785</b>	<b>0.00</b>
<b>GENERAL REVENUE</b>	<b>\$0</b>	<b>0.00</b>	<b>\$0</b>	<b>0.00</b>	<b>\$0</b>	<b>0.00</b>	<b>\$46,358</b>	<b>0.00</b>
<b>FEDERAL FUNDS</b>	<b>\$0</b>	<b>0.00</b>	<b>\$0</b>	<b>0.00</b>	<b>\$0</b>	<b>0.00</b>	<b>\$0</b>	<b>0.00</b>
<b>OTHER FUNDS</b>	<b>\$0</b>	<b>0.00</b>	<b>\$0</b>	<b>0.00</b>	<b>\$0</b>	<b>0.00</b>	<b>\$1,427</b>	<b>0.00</b>

**REPORT 10 - FY 2015 GOVERNOR RECOMMENDS**

**DECISION ITEM DETAIL**

Budget Unit	FY 2013	FY 2013	FY 2014	FY 2014	FY 2015	FY 2015	FY 2015	FY 2015
Decision Item	ACTUAL	ACTUAL	BUDGET	BUDGET	DEPT REQ	DEPT REQ	GOV REC	GOV REC
Budget Object Class	DOLLAR	FTE	DOLLAR	FTE	DOLLAR	FTE	DOLLAR	FTE
<b>ADULT COMMUNITY PROGRAM</b>								
<b>Pay Plan FY15-COLA - 0000015</b>								
ADMIN OFFICE SUPPORT ASSISTANT	0	0.00	0	0.00	0	0.00	1	0.00
SR OFC SUPPORT ASST (KEYBRD)	0	0.00	0	0.00	0	0.00	52	0.00
MENTAL HEALTH MGR B1	0	0.00	0	0.00	0	0.00	1,659	0.00
MENTAL HEALTH MGR B2	0	0.00	0	0.00	0	0.00	62	0.00
DESIGNATED PRINCIPAL ASST DIV	0	0.00	0	0.00	0	0.00	488	0.00
PROJECT SPECIALIST	0	0.00	0	0.00	0	0.00	2	0.00
TYPIST	0	0.00	0	0.00	0	0.00	181	0.00
MISCELLANEOUS PROFESSIONAL	0	0.00	0	0.00	0	0.00	701	0.00
MEDICAL ADMINISTRATOR	0	0.00	0	0.00	0	0.00	284	0.00
<b>TOTAL - PS</b>	<b>0</b>	<b>0.00</b>	<b>0</b>	<b>0.00</b>	<b>0</b>	<b>0.00</b>	<b>3,430</b>	<b>0.00</b>
<b>GRAND TOTAL</b>	<b>\$0</b>	<b>0.00</b>	<b>\$0</b>	<b>0.00</b>	<b>\$0</b>	<b>0.00</b>	<b>\$3,430</b>	<b>0.00</b>
<b>GENERAL REVENUE</b>	<b>\$0</b>	<b>0.00</b>	<b>\$0</b>	<b>0.00</b>	<b>\$0</b>	<b>0.00</b>	<b>\$392</b>	<b>0.00</b>
<b>FEDERAL FUNDS</b>	<b>\$0</b>	<b>0.00</b>	<b>\$0</b>	<b>0.00</b>	<b>\$0</b>	<b>0.00</b>	<b>\$3,038</b>	<b>0.00</b>
<b>OTHER FUNDS</b>	<b>\$0</b>	<b>0.00</b>	<b>\$0</b>	<b>0.00</b>	<b>\$0</b>	<b>0.00</b>	<b>\$0</b>	<b>0.00</b>

**REPORT 10 - FY 2015 GOVERNOR RECOMMENDS**

**DECISION ITEM DETAIL**

Budget Unit	FY 2013	FY 2013	FY 2014	FY 2014	FY 2015	FY 2015	FY 2015	FY 2015
Decision Item	ACTUAL	ACTUAL	BUDGET	BUDGET	DEPT REQ	DEPT REQ	GOV REC	GOV REC
Budget Object Class	DOLLAR	FTE	DOLLAR	FTE	DOLLAR	FTE	DOLLAR	FTE
<b>ADULT COMMUNITY PRGM SOUTHWEST</b>								
<b>Pay Plan FY15-COLA - 0000015</b>								
OFFICE SUPPORT ASST (KEYBRD)	0	0.00	0	0.00	0	0.00	998	0.00
STOREKEEPER I	0	0.00	0	0.00	0	0.00	354	0.00
TRAINING TECH I	0	0.00	0	0.00	0	0.00	496	0.00
HEALTH INFORMATION ADMIN I	0	0.00	0	0.00	0	0.00	553	0.00
CUSTODIAL WORKER I	0	0.00	0	0.00	0	0.00	323	0.00
COOK II	0	0.00	0	0.00	0	0.00	657	0.00
COOK III	0	0.00	0	0.00	0	0.00	391	0.00
FOOD SERVICE HELPER I	0	0.00	0	0.00	0	0.00	567	0.00
PSYCHIATRIC TECHNICIAN I	0	0.00	0	0.00	0	0.00	7,444	0.00
PSYCHIATRIC TECHNICIAN II	0	0.00	0	0.00	0	0.00	2,198	0.00
LPN II GEN	0	0.00	0	0.00	0	0.00	977	0.00
HLTH CARE PRACTNR(APRN)(PA)	0	0.00	0	0.00	0	0.00	1,397	0.00
REGISTERED NURSE SENIOR	0	0.00	0	0.00	0	0.00	2,888	0.00
REGISTERED NURSE SUPERVISOR	0	0.00	0	0.00	0	0.00	2,683	0.00
ACTIVITY AIDE I	0	0.00	0	0.00	0	0.00	1,264	0.00
RECREATIONAL THER II	0	0.00	0	0.00	0	0.00	523	0.00
QUALITY ASSURANCE SPEC MH	0	0.00	0	0.00	0	0.00	646	0.00
CLINICAL CASEWORK ASST II	0	0.00	0	0.00	0	0.00	432	0.00
CLIN CASEWORK PRACTITIONER II	0	0.00	0	0.00	0	0.00	595	0.00
MENTAL HEALTH MGR B2	0	0.00	0	0.00	0	0.00	1,054	0.00
PROGRAM SPECIALIST	0	0.00	0	0.00	0	0.00	56	0.00
CLIENT/PATIENT WORKER	0	0.00	0	0.00	0	0.00	163	0.00
MISCELLANEOUS PROFESSIONAL	0	0.00	0	0.00	0	0.00	239	0.00
DOMESTIC SERVICE WORKER	0	0.00	0	0.00	0	0.00	151	0.00
EDUCATIONAL AIDE	0	0.00	0	0.00	0	0.00	39	0.00
STAFF PHYSICIAN SPECIALIST	0	0.00	0	0.00	0	0.00	2,811	0.00

**REPORT 10 - FY 2015 GOVERNOR RECOMMENDS**

**DECISION ITEM DETAIL**

Budget Unit	FY 2013	FY 2013	FY 2014	FY 2014	FY 2015	FY 2015	FY 2015	FY 2015
Decision Item	ACTUAL	ACTUAL	BUDGET	BUDGET	DEPT REQ	DEPT REQ	GOV REC	GOV REC
Budget Object Class	DOLLAR	FTE	DOLLAR	FTE	DOLLAR	FTE	DOLLAR	FTE
<b>ADULT COMMUNITY PRGM SOUTHWEST</b>								
Pay Plan FY15-COLA - 0000015								
LABORER	0	0.00	0	0.00	0	0.00	214	0.00
TOTAL - PD	0	0.00	0	0.00	0	0.00	30,113	0.00
<b>GRAND TOTAL</b>	<b>\$0</b>	<b>0.00</b>	<b>\$0</b>	<b>0.00</b>	<b>\$0</b>	<b>0.00</b>	<b>\$30,113</b>	<b>0.00</b>
GENERAL REVENUE	\$0	0.00	\$0	0.00	\$0	0.00	\$15,314	0.00
FEDERAL FUNDS	\$0	0.00	\$0	0.00	\$0	0.00	\$14,799	0.00
OTHER FUNDS	\$0	0.00	\$0	0.00	\$0	0.00	\$0	0.00

**REPORT 10 - FY 2015 GOVERNOR RECOMMENDS**

**DECISION ITEM DETAIL**

Budget Unit	FY 2013	FY 2013	FY 2014	FY 2014	FY 2015	FY 2015	FY 2015	FY 2015
Decision Item	ACTUAL	ACTUAL	BUDGET	BUDGET	DEPT REQ	DEPT REQ	GOV REC	GOV REC
Budget Object Class	DOLLAR	FTE	DOLLAR	FTE	DOLLAR	FTE	DOLLAR	FTE
<b>FORENSIC SUPPORT SERVS (FSS)</b>								
<b>Pay Plan FY15-COLA - 0000015</b>								
ADMIN OFFICE SUPPORT ASSISTANT	0	0.00	0	0.00	0	0.00	36	0.00
OFFICE SUPPORT ASST (KEYBRD)	0	0.00	0	0.00	0	0.00	176	0.00
SR OFC SUPPORT ASST (KEYBRD)	0	0.00	0	0.00	0	0.00	530	0.00
PSYCHOLOGIST II	0	0.00	0	0.00	0	0.00	949	0.00
CLINICAL SOCIAL WORK SPEC	0	0.00	0	0.00	0	0.00	5,174	0.00
CLIN CASEWORK PRACTITIONER II	0	0.00	0	0.00	0	0.00	1,774	0.00
DESIGNATED PRINCIPAL ASST DIV	0	0.00	0	0.00	0	0.00	1,146	0.00
TYPIST	0	0.00	0	0.00	0	0.00	177	0.00
MISCELLANEOUS PROFESSIONAL	0	0.00	0	0.00	0	0.00	330	0.00
<b>TOTAL - PS</b>	<b>0</b>	<b>0.00</b>	<b>0</b>	<b>0.00</b>	<b>0</b>	<b>0.00</b>	<b>10,292</b>	<b>0.00</b>
<b>GRAND TOTAL</b>	<b>\$0</b>	<b>0.00</b>	<b>\$0</b>	<b>0.00</b>	<b>\$0</b>	<b>0.00</b>	<b>\$10,292</b>	<b>0.00</b>
<b>GENERAL REVENUE</b>	<b>\$0</b>	<b>0.00</b>	<b>\$0</b>	<b>0.00</b>	<b>\$0</b>	<b>0.00</b>	<b>\$10,233</b>	<b>0.00</b>
<b>FEDERAL FUNDS</b>	<b>\$0</b>	<b>0.00</b>	<b>\$0</b>	<b>0.00</b>	<b>\$0</b>	<b>0.00</b>	<b>\$59</b>	<b>0.00</b>
<b>OTHER FUNDS</b>	<b>\$0</b>	<b>0.00</b>	<b>\$0</b>	<b>0.00</b>	<b>\$0</b>	<b>0.00</b>	<b>\$0</b>	<b>0.00</b>

**REPORT 10 - FY 2015 GOVERNOR RECOMMENDS**

**DECISION ITEM DETAIL**

Budget Unit	FY 2013	FY 2013	FY 2014	FY 2014	FY 2015	FY 2015	FY 2015	FY 2015
Decision Item	ACTUAL	ACTUAL	BUDGET	BUDGET	DEPT REQ	DEPT REQ	GOV REC	GOV REC
Budget Object Class	DOLLAR	FTE	DOLLAR	FTE	DOLLAR	FTE	DOLLAR	FTE
<b>YOUTH COMMUNITY PROGRAM</b>								
<b>Pay Plan FY15-COLA - 0000015</b>								
PSYCHOLOGIST II	0	0.00	0	0.00	0	0.00	190	0.00
FISCAL & ADMINISTRATIVE MGR B2	0	0.00	0	0.00	0	0.00	225	0.00
MENTAL HEALTH MGR B2	0	0.00	0	0.00	0	0.00	1,377	0.00
MENTAL HEALTH MGR B3	0	0.00	0	0.00	0	0.00	1,110	0.00
DESIGNATED PRINCIPAL ASST DEPT	0	0.00	0	0.00	0	0.00	254	0.00
DESIGNATED PRINCIPAL ASST DIV	0	0.00	0	0.00	0	0.00	2	0.00
SPECIAL ASST OFFICIAL & ADMSTR	0	0.00	0	0.00	0	0.00	1,203	0.00
<b>TOTAL - PS</b>	<b>0</b>	<b>0.00</b>	<b>0</b>	<b>0.00</b>	<b>0</b>	<b>0.00</b>	<b>4,361</b>	<b>0.00</b>
<b>GRAND TOTAL</b>	<b>\$0</b>	<b>0.00</b>	<b>\$0</b>	<b>0.00</b>	<b>\$0</b>	<b>0.00</b>	<b>\$4,361</b>	<b>0.00</b>
<b>GENERAL REVENUE</b>	<b>\$0</b>	<b>0.00</b>	<b>\$0</b>	<b>0.00</b>	<b>\$0</b>	<b>0.00</b>	<b>\$1,548</b>	<b>0.00</b>
<b>FEDERAL FUNDS</b>	<b>\$0</b>	<b>0.00</b>	<b>\$0</b>	<b>0.00</b>	<b>\$0</b>	<b>0.00</b>	<b>\$2,813</b>	<b>0.00</b>
<b>OTHER FUNDS</b>	<b>\$0</b>	<b>0.00</b>	<b>\$0</b>	<b>0.00</b>	<b>\$0</b>	<b>0.00</b>	<b>\$0</b>	<b>0.00</b>



**REPORT 10 - FY 2015 GOVERNOR RECOMMENDS**

**DECISION ITEM DETAIL**

Budget Unit	FY 2013	FY 2013	FY 2014	FY 2014	FY 2015	FY 2015	FY 2015	FY 2015
Decision Item	ACTUAL	ACTUAL	BUDGET	BUDGET	DEPT REQ	DEPT REQ	GOV REC	GOV REC
Budget Object Class	DOLLAR	FTE	DOLLAR	FTE	DOLLAR	FTE	DOLLAR	FTE
<b>FULTON STATE HOSPITAL</b>								
<b>Pay Plan FY15-COLA - 0000015</b>								
OFFICE SUPPORT ASST (CLERICAL)	0	0.00	0	0.00	0	0.00	1,578	0.00
ADMIN OFFICE SUPPORT ASSISTANT	0	0.00	0	0.00	0	0.00	3,719	0.00
SR OFC SUPPORT ASST (STENO)	0	0.00	0	0.00	0	0.00	3	0.00
OFFICE SUPPORT ASST (KEYBRD)	0	0.00	0	0.00	0	0.00	7,805	0.00
SR OFC SUPPORT ASST (KEYBRD)	0	0.00	0	0.00	0	0.00	11,042	0.00
STOREKEEPER I	0	0.00	0	0.00	0	0.00	3,744	0.00
STOREKEEPER II	0	0.00	0	0.00	0	0.00	1,202	0.00
SUPPLY MANAGER I	0	0.00	0	0.00	0	0.00	1,366	0.00
ACCOUNT CLERK II	0	0.00	0	0.00	0	0.00	2,515	0.00
ACCOUNTANT I	0	0.00	0	0.00	0	0.00	1,328	0.00
ACCOUNTANT II	0	0.00	0	0.00	0	0.00	592	0.00
PERSONNEL ANAL II	0	0.00	0	0.00	0	0.00	1,178	0.00
RESEARCH ANAL I	0	0.00	0	0.00	0	0.00	920	0.00
RESEARCH ANAL II	0	0.00	0	0.00	0	0.00	550	0.00
RESEARCH ANAL III	0	0.00	0	0.00	0	0.00	571	0.00
TRAINING TECH II	0	0.00	0	0.00	0	0.00	2,190	0.00
TRAINING TECH III	0	0.00	0	0.00	0	0.00	853	0.00
EXECUTIVE I	0	0.00	0	0.00	0	0.00	881	0.00
HOSPITAL MANAGEMENT ASST	0	0.00	0	0.00	0	0.00	818	0.00
MANAGEMENT ANALYSIS SPEC I	0	0.00	0	0.00	0	0.00	539	0.00
HEALTH INFORMATION TECH II	0	0.00	0	0.00	0	0.00	901	0.00
HEALTH INFORMATION ADMIN I	0	0.00	0	0.00	0	0.00	627	0.00
HEALTH INFORMATION ADMIN II	0	0.00	0	0.00	0	0.00	754	0.00
REIMBURSEMENT OFFICER I	0	0.00	0	0.00	0	0.00	411	0.00
PERSONNEL CLERK	0	0.00	0	0.00	0	0.00	414	0.00
SECURITY OFCR I	0	0.00	0	0.00	0	0.00	2,520	0.00
SECURITY OFCR III	0	0.00	0	0.00	0	0.00	581	0.00
CUSTODIAL WORKER I	0	0.00	0	0.00	0	0.00	13,665	0.00
CUSTODIAL WORKER II	0	0.00	0	0.00	0	0.00	2,478	0.00
CUSTODIAL WORK SPV	0	0.00	0	0.00	0	0.00	1,864	0.00
HOUSEKEEPER I	0	0.00	0	0.00	0	0.00	395	0.00
HOUSEKEEPER II	0	0.00	0	0.00	0	0.00	627	0.00

1/29/14 14:24

im\_didetail

**REPORT 10 - FY 2015 GOVERNOR RECOMMENDS**

**DECISION ITEM DETAIL**

Budget Unit	FY 2013	FY 2013	FY 2014	FY 2014	FY 2015	FY 2015	FY 2015	FY 2015
Decision Item	ACTUAL	ACTUAL	BUDGET	BUDGET	DEPT REQ	DEPT REQ	GOV REC	GOV REC
Budget Object Class	DOLLAR	FTE	DOLLAR	FTE	DOLLAR	FTE	DOLLAR	FTE
<b>FULTON STATE HOSPITAL</b>								
<b>Pay Plan FY15-COLA - 0000015</b>								
COOK I	0	0.00	0	0.00	0	0.00	910	0.00
COOK II	0	0.00	0	0.00	0	0.00	2,921	0.00
COOK III	0	0.00	0	0.00	0	0.00	1,136	0.00
FOOD SERVICE MGR I	0	0.00	0	0.00	0	0.00	408	0.00
FOOD SERVICE MGR II	0	0.00	0	0.00	0	0.00	511	0.00
DINING ROOM SPV	0	0.00	0	0.00	0	0.00	1,051	0.00
FOOD SERVICE HELPER I	0	0.00	0	0.00	0	0.00	8,842	0.00
FOOD SERVICE HELPER II	0	0.00	0	0.00	0	0.00	1,006	0.00
DIETITIAN II	0	0.00	0	0.00	0	0.00	1,881	0.00
DIETITIAN III	0	0.00	0	0.00	0	0.00	681	0.00
DIETARY SERVICES COOR MH	0	0.00	0	0.00	0	0.00	835	0.00
LIBRARIAN I	0	0.00	0	0.00	0	0.00	408	0.00
LIBRARIAN II	0	0.00	0	0.00	0	0.00	511	0.00
SPECIAL EDUC TEACHER III	0	0.00	0	0.00	0	0.00	3,777	0.00
CERT DENTAL ASST	0	0.00	0	0.00	0	0.00	452	0.00
DENTIST III	0	0.00	0	0.00	0	0.00	1,314	0.00
MEDICAL SPEC I	0	0.00	0	0.00	0	0.00	316	0.00
MEDICAL SPEC II	0	0.00	0	0.00	0	0.00	5,161	0.00
SECURITY AIDE I PSY	0	0.00	0	0.00	0	0.00	139,089	0.00
SECURITY AIDE II PSY	0	0.00	0	0.00	0	0.00	36,295	0.00
SECURITY AIDE III PSY	0	0.00	0	0.00	0	0.00	4,627	0.00
PSYCHIATRIC TECHNICIAN I	0	0.00	0	0.00	0	0.00	7,408	0.00
PSYCHIATRIC TECHNICIAN II	0	0.00	0	0.00	0	0.00	1,886	0.00
LPN I GEN	0	0.00	0	0.00	0	0.00	380	0.00
LPN II GEN	0	0.00	0	0.00	0	0.00	16,328	0.00
LPN III GEN	0	0.00	0	0.00	0	0.00	495	0.00
REGISTERED NURSE SENIOR	0	0.00	0	0.00	0	0.00	46,903	0.00
REGISTERED NURSE - CLIN OPERS	0	0.00	0	0.00	0	0.00	3,798	0.00
REGISTERED NURSE SUPERVISOR	0	0.00	0	0.00	0	0.00	10,965	0.00
PSYCHOLOGIST I	0	0.00	0	0.00	0	0.00	8,720	0.00
PSYCHOLOGIST II	0	0.00	0	0.00	0	0.00	4,038	0.00
ACTIVITY AIDE II	0	0.00	0	0.00	0	0.00	4,192	0.00

1/29/14 14:24

im\_didetail

**REPORT 10 - FY 2015 GOVERNOR RECOMMENDS**

**DECISION ITEM DETAIL**

Budget Unit	FY 2013	FY 2013	FY 2014	FY 2014	FY 2015	FY 2015	FY 2015	FY 2015
Decision Item	ACTUAL	ACTUAL	BUDGET	BUDGET	DEPT REQ	DEPT REQ	GOV REC	GOV REC
Budget Object Class	DOLLAR	FTE	DOLLAR	FTE	DOLLAR	FTE	DOLLAR	FTE
<b>FULTON STATE HOSPITAL</b>								
<b>Pay Plan FY15-COLA - 0000015</b>								
OCCUPATIONAL THER II	0	0.00	0	0.00	0	0.00	2,690	0.00
ACTIVITY THERAPY COOR	0	0.00	0	0.00	0	0.00	908	0.00
WORK THERAPY SPECIALIST II	0	0.00	0	0.00	0	0.00	425	0.00
WORKSHOP SPV II	0	0.00	0	0.00	0	0.00	845	0.00
LICENSED BEHAVIOR ANALYST	0	0.00	0	0.00	0	0.00	853	0.00
WORKSHOP PROGRAM COOR	0	0.00	0	0.00	0	0.00	508	0.00
MUSIC THER I	0	0.00	0	0.00	0	0.00	464	0.00
MUSIC THER II	0	0.00	0	0.00	0	0.00	1,465	0.00
MUSIC THER III	0	0.00	0	0.00	0	0.00	560	0.00
RECREATIONAL THER I	0	0.00	0	0.00	0	0.00	3	0.00
RECREATIONAL THER II	0	0.00	0	0.00	0	0.00	4,946	0.00
RECREATIONAL THER III	0	0.00	0	0.00	0	0.00	1,169	0.00
SUBSTANCE ABUSE CNSLR II	0	0.00	0	0.00	0	0.00	906	0.00
BEHAVIORAL TECHNICIAN TRNE	0	0.00	0	0.00	0	0.00	324	0.00
BEHAVIORAL TECHNICIAN	0	0.00	0	0.00	0	0.00	3,814	0.00
BEHAVIORAL TECHNICIAN SUPV	0	0.00	0	0.00	0	0.00	1,318	0.00
PROGRAM SPECIALIST II MH	0	0.00	0	0.00	0	0.00	652	0.00
QUALITY ASSURANCE SPEC MH	0	0.00	0	0.00	0	0.00	739	0.00
LICENSED CLINICAL SOCIAL WKR	0	0.00	0	0.00	0	0.00	10,495	0.00
CLIN CASEWORK PRACTITIONER I	0	0.00	0	0.00	0	0.00	2,429	0.00
CLIN CASEWORK PRACTITIONER II	0	0.00	0	0.00	0	0.00	2,687	0.00
CLINICAL SOCIAL WORK SPV	0	0.00	0	0.00	0	0.00	3,023	0.00
INVESTIGATOR I	0	0.00	0	0.00	0	0.00	511	0.00
MAINTENANCE WORKER II	0	0.00	0	0.00	0	0.00	429	0.00
MOTOR VEHICLE DRIVER	0	0.00	0	0.00	0	0.00	4,432	0.00
LOCKSMITH	0	0.00	0	0.00	0	0.00	867	0.00
MOTOR VEHICLE MECHANIC	0	0.00	0	0.00	0	0.00	912	0.00
FIRE & SAFETY SPEC	0	0.00	0	0.00	0	0.00	560	0.00
COSMETOLOGIST	0	0.00	0	0.00	0	0.00	686	0.00
FISCAL & ADMINISTRATIVE MGR B1	0	0.00	0	0.00	0	0.00	802	0.00
FISCAL & ADMINISTRATIVE MGR B3	0	0.00	0	0.00	0	0.00	1,042	0.00
HUMAN RESOURCES MGR B2	0	0.00	0	0.00	0	0.00	916	0.00

1/29/14 14:24

im\_didetail

**REPORT 10 - FY 2015 GOVERNOR RECOMMENDS**

**DECISION ITEM DETAIL**

Budget Unit	FY 2013	FY 2013	FY 2014	FY 2014	FY 2015	FY 2015	FY 2015	FY 2015
Decision Item	ACTUAL	ACTUAL	BUDGET	BUDGET	DEPT REQ	DEPT REQ	GOV REC	GOV REC
Budget Object Class	DOLLAR	FTE	DOLLAR	FTE	DOLLAR	FTE	DOLLAR	FTE
<b>FULTON STATE HOSPITAL</b>								
<b>Pay Plan FY15-COLA - 0000015</b>								
NUTRITION/DIETARY SVCS MGR B1	0	0.00	0	0.00	0	0.00	802	0.00
MENTAL HEALTH MGR B1	0	0.00	0	0.00	0	0.00	2,598	0.00
MENTAL HEALTH MGR B2	0	0.00	0	0.00	0	0.00	4,532	0.00
MENTAL HEALTH MGR B3	0	0.00	0	0.00	0	0.00	1,080	0.00
REGISTERED NURSE MANAGER B2	0	0.00	0	0.00	0	0.00	2,356	0.00
REGISTERED NURSE MANAGER B3	0	0.00	0	0.00	0	0.00	1,343	0.00
DEPUTY DIVISION DIRECTOR	0	0.00	0	0.00	0	0.00	1,252	0.00
INSTITUTION SUPERINTENDENT	0	0.00	0	0.00	0	0.00	1,191	0.00
PASTORAL COUNSELOR	0	0.00	0	0.00	0	0.00	1,357	0.00
STUDENT INTERN	0	0.00	0	0.00	0	0.00	612	0.00
STUDENT WORKER	0	0.00	0	0.00	0	0.00	335	0.00
CLIENT/PATIENT WORKER	0	0.00	0	0.00	0	0.00	4,979	0.00
CLERK	0	0.00	0	0.00	0	0.00	222	0.00
TYPIST	0	0.00	0	0.00	0	0.00	367	0.00
MISCELLANEOUS PROFESSIONAL	0	0.00	0	0.00	0	0.00	2,062	0.00
MEDICAL EXTERN	0	0.00	0	0.00	0	0.00	261	0.00
STAFF PHYSICIAN SPECIALIST	0	0.00	0	0.00	0	0.00	32,138	0.00
CONSULTING PHYSICIAN	0	0.00	0	0.00	0	0.00	1,083	0.00
SPECIAL ASST OFFICIAL & ADMSTR	0	0.00	0	0.00	0	0.00	3	0.00
SPECIAL ASST PROFESSIONAL	0	0.00	0	0.00	0	0.00	2,901	0.00
SPECIAL ASST OFFICE & CLERICAL	0	0.00	0	0.00	0	0.00	1,095	0.00
THERAPY AIDE	0	0.00	0	0.00	0	0.00	123	0.00
PODIATRIST	0	0.00	0	0.00	0	0.00	127	0.00
MAINTENANCE WORKER	0	0.00	0	0.00	0	0.00	128	0.00
<b>TOTAL - PS</b>	<b>0</b>	<b>0.00</b>	<b>0</b>	<b>0.00</b>	<b>0</b>	<b>0.00</b>	<b>501,203</b>	<b>0.00</b>
<b>GRAND TOTAL</b>	<b>\$0</b>	<b>0.00</b>	<b>\$0</b>	<b>0.00</b>	<b>\$0</b>	<b>0.00</b>	<b>\$501,203</b>	<b>0.00</b>
<b>GENERAL REVENUE</b>	<b>\$0</b>	<b>0.00</b>	<b>\$0</b>	<b>0.00</b>	<b>\$0</b>	<b>0.00</b>	<b>\$488,225</b>	<b>0.00</b>
<b>FEDERAL FUNDS</b>	<b>\$0</b>	<b>0.00</b>	<b>\$0</b>	<b>0.00</b>	<b>\$0</b>	<b>0.00</b>	<b>\$12,978</b>	<b>0.00</b>
<b>OTHER FUNDS</b>	<b>\$0</b>	<b>0.00</b>	<b>\$0</b>	<b>0.00</b>	<b>\$0</b>	<b>0.00</b>	<b>\$0</b>	<b>0.00</b>

1/29/14 14:24

im\_didetail

**REPORT 10 - FY 2015 GOVERNOR RECOMMENDS**

**DECISION ITEM DETAIL**

Budget Unit	FY 2013	FY 2013	FY 2014	FY 2014	FY 2015	FY 2015	FY 2015	FY 2015
Decision Item	ACTUAL	ACTUAL	BUDGET	BUDGET	DEPT REQ	DEPT REQ	GOV REC	GOV REC
Budget Object Class	DOLLAR	FTE	DOLLAR	FTE	DOLLAR	FTE	DOLLAR	FTE
<b>FULTON ST HOSP OVERTIME</b>								
Pay Plan FY15-COLA - 0000015								
OTHER	0	0.00	0	0.00	0	0.00	12,237	0.00
<b>TOTAL - PS</b>	<b>0</b>	<b>0.00</b>	<b>0</b>	<b>0.00</b>	<b>0</b>	<b>0.00</b>	<b>12,237</b>	<b>0.00</b>
<b>GRAND TOTAL</b>	<b>\$0</b>	<b>0.00</b>	<b>\$0</b>	<b>0.00</b>	<b>\$0</b>	<b>0.00</b>	<b>\$12,237</b>	<b>0.00</b>
GENERAL REVENUE	\$0	0.00	\$0	0.00	\$0	0.00	\$12,237	0.00
FEDERAL FUNDS	\$0	0.00	\$0	0.00	\$0	0.00	\$0	0.00
OTHER FUNDS	\$0	0.00	\$0	0.00	\$0	0.00	\$0	0.00

**REPORT 10 - FY 2015 GOVERNOR RECOMMENDS**

**DECISION ITEM DETAIL**

Budget Unit	FY 2013	FY 2013	FY 2014	FY 2014	FY 2015	FY 2015	FY 2015	FY 2015
Decision Item	ACTUAL	ACTUAL	BUDGET	BUDGET	DEPT REQ	DEPT REQ	GOV REC	GOV REC
Budget Object Class	DOLLAR	FTE	DOLLAR	FTE	DOLLAR	FTE	DOLLAR	FTE
<b>FULTON-SORTS</b>								
<b>Pay Plan FY15-COLA - 0000015</b>								
OFFICE SUPPORT ASST (KEYBRD)	0	0.00	0	0.00	0	0.00	1,039	0.00
SR OFC SUPPORT ASST (KEYBRD)	0	0.00	0	0.00	0	0.00	374	0.00
STORES CLERK	0	0.00	0	0.00	0	0.00	3	0.00
SECURITY OFCR I	0	0.00	0	0.00	0	0.00	348	0.00
CUSTODIAL WORKER I	0	0.00	0	0.00	0	0.00	909	0.00
FOOD SERVICE HELPER I	0	0.00	0	0.00	0	0.00	890	0.00
PSYCHIATRIST I	0	0.00	0	0.00	0	0.00	865	0.00
MEDICAL SPEC I	0	0.00	0	0.00	0	0.00	383	0.00
SECURITY AIDE I PSY	0	0.00	0	0.00	0	0.00	26,149	0.00
SECURITY AIDE II PSY	0	0.00	0	0.00	0	0.00	6,614	0.00
LPN II GEN	0	0.00	0	0.00	0	0.00	4,242	0.00
REGISTERED NURSE SENIOR	0	0.00	0	0.00	0	0.00	15,909	0.00
REGISTERED NURSE SUPERVISOR	0	0.00	0	0.00	0	0.00	2,061	0.00
PSYCHOLOGIST I	0	0.00	0	0.00	0	0.00	3,528	0.00
PSYCHOLOGIST II	0	0.00	0	0.00	0	0.00	2,089	0.00
ACTIVITY AIDE II	0	0.00	0	0.00	0	0.00	1,452	0.00
MUSIC THER II	0	0.00	0	0.00	0	0.00	491	0.00
RECREATIONAL THER I	0	0.00	0	0.00	0	0.00	4	0.00
RECREATIONAL THER II	0	0.00	0	0.00	0	0.00	546	0.00
SUBSTANCE ABUSE CNSLR II	0	0.00	0	0.00	0	0.00	119	0.00
LICENSED CLINICAL SOCIAL WKR	0	0.00	0	0.00	0	0.00	690	0.00
CLIN CASEWORK PRACTITIONER I	0	0.00	0	0.00	0	0.00	915	0.00
CLIN CASEWORK PRACTITIONER II	0	0.00	0	0.00	0	0.00	1,009	0.00
CLINICAL SOCIAL WORK SPV	0	0.00	0	0.00	0	0.00	709	0.00
MOTOR VEHICLE DRIVER	0	0.00	0	0.00	0	0.00	337	0.00
MENTAL HEALTH MGR B1	0	0.00	0	0.00	0	0.00	819	0.00
CLIENT/PATIENT WORKER	0	0.00	0	0.00	0	0.00	49	0.00
STAFF PHYSICIAN	0	0.00	0	0.00	0	0.00	620	0.00
STAFF PHYSICIAN SPECIALIST	0	0.00	0	0.00	0	0.00	2,878	0.00

1/29/14 14:24

im\_didetail

**REPORT 10 - FY 2015 GOVERNOR RECOMMENDS**

**DECISION ITEM DETAIL**

Budget Unit	FY 2013	FY 2013	FY 2014	FY 2014	FY 2015	FY 2015	FY 2015	FY 2015
Decision Item	ACTUAL	ACTUAL	BUDGET	BUDGET	DEPT REQ	DEPT REQ	GOV REC	GOV REC
Budget Object Class	DOLLAR	FTE	DOLLAR	FTE	DOLLAR	FTE	DOLLAR	FTE
<b>FULTON-SORTS</b>								
<b>Pay Plan FY15-COLA - 0000015</b>								
OTHER	0	0.00	0	0.00	0	0.00	839	0.00
TOTAL - PS	0	0.00	0	0.00	0	0.00	76,880	0.00
<b>GRAND TOTAL</b>	<b>\$0</b>	<b>0.00</b>	<b>\$0</b>	<b>0.00</b>	<b>\$0</b>	<b>0.00</b>	<b>\$76,880</b>	<b>0.00</b>
GENERAL REVENUE	\$0	0.00	\$0	0.00	\$0	0.00	\$76,880	0.00
FEDERAL FUNDS	\$0	0.00	\$0	0.00	\$0	0.00	\$0	0.00
OTHER FUNDS	\$0	0.00	\$0	0.00	\$0	0.00	\$0	0.00

**REPORT 10 - FY 2015 GOVERNOR RECOMMENDS**

**DECISION ITEM DETAIL**

Budget Unit	FY 2013	FY 2013	FY 2014	FY 2014	FY 2015	FY 2015	FY 2015	FY 2015
Decision Item	ACTUAL	ACTUAL	BUDGET	BUDGET	DEPT REQ	DEPT REQ	GOV REC	GOV REC
Budget Object Class	DOLLAR	FTE	DOLLAR	FTE	DOLLAR	FTE	DOLLAR	FTE
<b>NORTHWEST MO PSY REHAB CENTER</b>								
<b>Pay Plan FY15-COLA - 0000015</b>								
OFFICE SUPPORT ASST (CLERICAL)	0	0.00	0	0.00	0	0.00	1,574	0.00
ADMIN OFFICE SUPPORT ASSISTANT	0	0.00	0	0.00	0	0.00	835	0.00
OFFICE SUPPORT ASST (KEYBRD)	0	0.00	0	0.00	0	0.00	1,917	0.00
SR OFC SUPPORT ASST (KEYBRD)	0	0.00	0	0.00	0	0.00	2,336	0.00
STOREKEEPER I	0	0.00	0	0.00	0	0.00	342	0.00
STOREKEEPER II	0	0.00	0	0.00	0	0.00	398	0.00
SUPPLY MANAGER II	0	0.00	0	0.00	0	0.00	499	0.00
ACCOUNT CLERK II	0	0.00	0	0.00	0	0.00	922	0.00
ACCOUNTANT I	0	0.00	0	0.00	0	0.00	1,315	0.00
ACCOUNTANT II	0	0.00	0	0.00	0	0.00	557	0.00
PERSONNEL OFCR I	0	0.00	0	0.00	0	0.00	635	0.00
RESEARCH ANAL I	0	0.00	0	0.00	0	0.00	418	0.00
EXECUTIVE I	0	0.00	0	0.00	0	0.00	526	0.00
HEALTH INFORMATION TECH I	0	0.00	0	0.00	0	0.00	1,162	0.00
HEALTH INFORMATION ADMIN II	0	0.00	0	0.00	0	0.00	546	0.00
REIMBURSEMENT OFFICER I	0	0.00	0	0.00	0	0.00	517	0.00
REIMBURSEMENT OFFICER II	0	0.00	0	0.00	0	0.00	489	0.00
PERSONNEL CLERK	0	0.00	0	0.00	0	0.00	426	0.00
SECURITY OFCR I	0	0.00	0	0.00	0	0.00	3,847	0.00
SECURITY OFCR II	0	0.00	0	0.00	0	0.00	1,102	0.00
CH SECURITY OFCR	0	0.00	0	0.00	0	0.00	526	0.00
CUSTODIAL WORKER I	0	0.00	0	0.00	0	0.00	1,453	0.00
CUSTODIAL WORK SPV	0	0.00	0	0.00	0	0.00	371	0.00
LAUNDRY WORKER II	0	0.00	0	0.00	0	0.00	606	0.00
COOK I	0	0.00	0	0.00	0	0.00	920	0.00
COOK II	0	0.00	0	0.00	0	0.00	965	0.00
COOK III	0	0.00	0	0.00	0	0.00	385	0.00
FOOD SERVICE HELPER I	0	0.00	0	0.00	0	0.00	1,377	0.00
FOOD SERVICE HELPER II	0	0.00	0	0.00	0	0.00	3	0.00
DIETITIAN III	0	0.00	0	0.00	0	0.00	751	0.00
VOCATIONAL TEACHER III	0	0.00	0	0.00	0	0.00	578	0.00
PSYCHIATRIC TECHNICIAN I	0	0.00	0	0.00	0	0.00	28,242	0.00

1/29/14 14:24

im\_didetail



**REPORT 10 - FY 2015 GOVERNOR RECOMMENDS**

**DECISION ITEM DETAIL**

Budget Unit	FY 2013	FY 2013	FY 2014	FY 2014	FY 2015	FY 2015	FY 2015	FY 2015
Decision Item	ACTUAL	ACTUAL	BUDGET	BUDGET	DEPT REQ	DEPT REQ	GOV REC	GOV REC
Budget Object Class	DOLLAR	FTE	DOLLAR	FTE	DOLLAR	FTE	DOLLAR	FTE
<b>NORTHWEST MO PSY REHAB CENTER</b>								
<b>Pay Plan FY15-COLA - 0000015</b>								
PSYCHIATRIC TECHNICIAN II	0	0.00	0	0.00	0	0.00	6,107	0.00
LPN II GEN	0	0.00	0	0.00	0	0.00	7,833	0.00
REGISTERED NURSE	0	0.00	0	0.00	0	0.00	11,560	0.00
REGISTERED NURSE SENIOR	0	0.00	0	0.00	0	0.00	14,463	0.00
REGISTERED NURSE - CLIN OPERS	0	0.00	0	0.00	0	0.00	1,933	0.00
REGISTERED NURSE SUPERVISOR	0	0.00	0	0.00	0	0.00	5,718	0.00
PSYCHOLOGIST I	0	0.00	0	0.00	0	0.00	2,632	0.00
PSYCHOLOGIST II	0	0.00	0	0.00	0	0.00	987	0.00
ACTIVITY AIDE I	0	0.00	0	0.00	0	0.00	946	0.00
ACTIVITY AIDE II	0	0.00	0	0.00	0	0.00	404	0.00
ACTIVITY AIDE III	0	0.00	0	0.00	0	0.00	791	0.00
ACTIVITY THERAPY COOR	0	0.00	0	0.00	0	0.00	850	0.00
WORK THERAPY SPECIALIST I	0	0.00	0	0.00	0	0.00	1,017	0.00
RECREATIONAL THER I	0	0.00	0	0.00	0	0.00	2,255	0.00
RECREATIONAL THER II	0	0.00	0	0.00	0	0.00	998	0.00
RECREATIONAL THER III	0	0.00	0	0.00	0	0.00	567	0.00
SUBSTANCE ABUSE CNSLR II	0	0.00	0	0.00	0	0.00	526	0.00
UNIT PROGRAM SPV MH	0	0.00	0	0.00	0	0.00	1,896	0.00
STAFF DEVELOPMENT OFCR MH	0	0.00	0	0.00	0	0.00	692	0.00
QUALITY ASSURANCE SPEC MH	0	0.00	0	0.00	0	0.00	648	0.00
LICENSED CLINICAL SOCIAL WKR	0	0.00	0	0.00	0	0.00	5,043	0.00
CLIN CASEWORK PRACTITIONER II	0	0.00	0	0.00	0	0.00	1,670	0.00
LABORER I	0	0.00	0	0.00	0	0.00	286	0.00
MOTOR VEHICLE DRIVER	0	0.00	0	0.00	0	0.00	659	0.00
COSMETOLOGIST	0	0.00	0	0.00	0	0.00	212	0.00
FISCAL & ADMINISTRATIVE MGR B1	0	0.00	0	0.00	0	0.00	434	0.00
FISCAL & ADMINISTRATIVE MGR B3	0	0.00	0	0.00	0	0.00	519	0.00
HUMAN RESOURCES MGR B2	0	0.00	0	0.00	0	0.00	456	0.00
NUTRITION/DIETARY SVCS MGR B1	0	0.00	0	0.00	0	0.00	793	0.00
MENTAL HEALTH MGR B1	0	0.00	0	0.00	0	0.00	1,592	0.00
MENTAL HEALTH MGR B2	0	0.00	0	0.00	0	0.00	1,216	0.00
REGISTERED NURSE MANAGER B2	0	0.00	0	0.00	0	0.00	1,009	0.00

1/29/14 14:24

im\_didetail

**REPORT 10 - FY 2015 GOVERNOR RECOMMENDS**

**DECISION ITEM DETAIL**

Budget Unit	FY 2013	FY 2013	FY 2014	FY 2014	FY 2015	FY 2015	FY 2015	FY 2015
Decision Item	ACTUAL	ACTUAL	BUDGET	BUDGET	DEPT REQ	DEPT REQ	GOV REC	GOV REC
Budget Object Class	DOLLAR	FTE	DOLLAR	FTE	DOLLAR	FTE	DOLLAR	FTE
<b>NORTHWEST MO PSY REHAB CENTER</b>								
<b>Pay Plan FY15-COLA - 0000015</b>								
REGISTERED NURSE MANAGER B3	0	0.00	0	0.00	0	0.00	1,182	0.00
INSTITUTION SUPERINTENDENT	0	0.00	0	0.00	0	0.00	1,134	0.00
PASTORAL COUNSELOR	0	0.00	0	0.00	0	0.00	1,265	0.00
STAFF PHYSICIAN	0	0.00	0	0.00	0	0.00	941	0.00
STAFF PHYSICIAN SPECIALIST	0	0.00	0	0.00	0	0.00	14,921	0.00
SPECIAL ASST OFFICIAL & ADMSTR	0	0.00	0	0.00	0	0.00	626	0.00
SPECIAL ASST OFFICE & CLERICAL	0	0.00	0	0.00	0	0.00	542	0.00
THERAPY CONSULTANT	0	0.00	0	0.00	0	0.00	366	0.00
<b>TOTAL - PS</b>	<b>0</b>	<b>0.00</b>	<b>0</b>	<b>0.00</b>	<b>0</b>	<b>0.00</b>	<b>154,229</b>	<b>0.00</b>
<b>GRAND TOTAL</b>	<b>\$0</b>	<b>0.00</b>	<b>\$0</b>	<b>0.00</b>	<b>\$0</b>	<b>0.00</b>	<b>\$154,229</b>	<b>0.00</b>
<b>GENERAL REVENUE</b>	<b>\$0</b>	<b>0.00</b>	<b>\$0</b>	<b>0.00</b>	<b>\$0</b>	<b>0.00</b>	<b>\$143,415</b>	<b>0.00</b>
<b>FEDERAL FUNDS</b>	<b>\$0</b>	<b>0.00</b>	<b>\$0</b>	<b>0.00</b>	<b>\$0</b>	<b>0.00</b>	<b>\$10,814</b>	<b>0.00</b>
<b>OTHER FUNDS</b>	<b>\$0</b>	<b>0.00</b>	<b>\$0</b>	<b>0.00</b>	<b>\$0</b>	<b>0.00</b>	<b>\$0</b>	<b>0.00</b>

**REPORT 10 - FY 2015 GOVERNOR RECOMMENDS**

**DECISION ITEM DETAIL**

Budget Unit	FY 2013	FY 2013	FY 2014	FY 2014	FY 2015	FY 2015	FY 2015	FY 2015
Decision Item	ACTUAL	ACTUAL	BUDGET	BUDGET	DEPT REQ	DEPT REQ	GOV REC	GOV REC
Budget Object Class	DOLLAR	FTE	DOLLAR	FTE	DOLLAR	FTE	DOLLAR	FTE
<b>ST LOUIS PSYCHIATRIC REHAB CT</b>								
<b>Pay Plan FY15-COLA - 0000015</b>								
SR OFC SUPPORT ASST (CLERICAL)	0	0.00	0	0.00	0	0.00	749	0.00
ADMIN OFFICE SUPPORT ASSISTANT	0	0.00	0	0.00	0	0.00	1,367	0.00
SR OFC SUPPORT ASST (STENO)	0	0.00	0	0.00	0	0.00	7	0.00
OFFICE SUPPORT ASST (KEYBRD)	0	0.00	0	0.00	0	0.00	5,816	0.00
SR OFC SUPPORT ASST (KEYBRD)	0	0.00	0	0.00	0	0.00	3,876	0.00
PRINTING/MAIL TECHNICIAN II	0	0.00	0	0.00	0	0.00	363	0.00
STORES CLERK	0	0.00	0	0.00	0	0.00	335	0.00
STOREKEEPER I	0	0.00	0	0.00	0	0.00	1,055	0.00
STOREKEEPER II	0	0.00	0	0.00	0	0.00	414	0.00
SUPPLY MANAGER I	0	0.00	0	0.00	0	0.00	521	0.00
ACCOUNT CLERK II	0	0.00	0	0.00	0	0.00	4,113	0.00
ACCOUNTANT I	0	0.00	0	0.00	0	0.00	1,490	0.00
ACCOUNTANT II	0	0.00	0	0.00	0	0.00	603	0.00
HUMAN RELATIONS OFCR II	0	0.00	0	0.00	0	0.00	603	0.00
PERSONNEL ANAL II	0	0.00	0	0.00	0	0.00	550	0.00
RESEARCH ANAL II	0	0.00	0	0.00	0	0.00	628	0.00
TRAINING TECH II	0	0.00	0	0.00	0	0.00	1,100	0.00
EXECUTIVE I	0	0.00	0	0.00	0	0.00	550	0.00
SPV OF VOLUNTEER SERVICES	0	0.00	0	0.00	0	0.00	452	0.00
HEALTH INFORMATION TECH I	0	0.00	0	0.00	0	0.00	492	0.00
HEALTH INFORMATION ADMIN I	0	0.00	0	0.00	0	0.00	3	0.00
HEALTH INFORMATION ADMIN II	0	0.00	0	0.00	0	0.00	736	0.00
REIMBURSEMENT OFFICER I	0	0.00	0	0.00	0	0.00	826	0.00
REIMBURSEMENT OFFICER III	0	0.00	0	0.00	0	0.00	512	0.00
PERSONNEL CLERK	0	0.00	0	0.00	0	0.00	452	0.00
SECURITY OFCR I	0	0.00	0	0.00	0	0.00	5,661	0.00
SECURITY OFCR II	0	0.00	0	0.00	0	0.00	1,124	0.00
CH SECURITY OFCR	0	0.00	0	0.00	0	0.00	592	0.00
CUSTODIAL WORKER I	0	0.00	0	0.00	0	0.00	6,196	0.00
CUSTODIAL WORK SPV	0	0.00	0	0.00	0	0.00	972	0.00
HOUSEKEEPER II	0	0.00	0	0.00	0	0.00	628	0.00
COOK I	0	0.00	0	0.00	0	0.00	641	0.00

1/29/14 14:24

im\_didetail

**REPORT 10 - FY 2015 GOVERNOR RECOMMENDS**

**DECISION ITEM DETAIL**

Budget Unit	FY 2013	FY 2013	FY 2014	FY 2014	FY 2015	FY 2015	FY 2015	FY 2015
Decision Item	ACTUAL	ACTUAL	BUDGET	BUDGET	DEPT REQ	DEPT REQ	GOV REC	GOV REC
Budget Object Class	DOLLAR	FTE	DOLLAR	FTE	DOLLAR	FTE	DOLLAR	FTE
<b>ST LOUIS PSYCHIATRIC REHAB CT</b>								
<b>Pay Plan FY15-COLA - 0000015</b>								
COOK II	0	0.00	0	0.00	0	0.00	1,062	0.00
COOK III	0	0.00	0	0.00	0	0.00	452	0.00
FOOD SERVICE MGR I	0	0.00	0	0.00	0	0.00	550	0.00
DINING ROOM SPV	0	0.00	0	0.00	0	0.00	357	0.00
FOOD SERVICE HELPER I	0	0.00	0	0.00	0	0.00	3,834	0.00
FOOD SERVICE HELPER II	0	0.00	0	0.00	0	0.00	651	0.00
DIETITIAN II	0	0.00	0	0.00	0	0.00	919	0.00
DIETITIAN III	0	0.00	0	0.00	0	0.00	656	0.00
LIBRARIAN I	0	0.00	0	0.00	0	0.00	3	0.00
LIBRARIAN II	0	0.00	0	0.00	0	0.00	452	0.00
SPECIAL EDUC TEACHER I	0	0.00	0	0.00	0	0.00	3	0.00
SPECIAL EDUC TEACHER II	0	0.00	0	0.00	0	0.00	486	0.00
DENTAL HYGIENIST	0	0.00	0	0.00	0	0.00	571	0.00
DENTIST III	0	0.00	0	0.00	0	0.00	1,285	0.00
MEDICAL SPEC II	0	0.00	0	0.00	0	0.00	1,572	0.00
PSYCHIATRIC TECHNICIAN I	0	0.00	0	0.00	0	0.00	50,824	0.00
PSYCHIATRIC TECHNICIAN II	0	0.00	0	0.00	0	0.00	8,047	0.00
LPN II GEN	0	0.00	0	0.00	0	0.00	8,506	0.00
REGISTERED NURSE SENIOR	0	0.00	0	0.00	0	0.00	31,457	0.00
REGISTERED NURSE - CLIN OPERS	0	0.00	0	0.00	0	0.00	1,964	0.00
REGISTERED NURSE SUPERVISOR	0	0.00	0	0.00	0	0.00	8,151	0.00
PSYCHOLOGIST I	0	0.00	0	0.00	0	0.00	4,948	0.00
VOCATIONAL REHAB SPEC II	0	0.00	0	0.00	0	0.00	1,177	0.00
ACTIVITY AIDE II	0	0.00	0	0.00	0	0.00	333	0.00
ACTIVITY AIDE III	0	0.00	0	0.00	0	0.00	374	0.00
WORK THERAPY SPECIALIST II	0	0.00	0	0.00	0	0.00	437	0.00
WORKSHOP SPV I	0	0.00	0	0.00	0	0.00	1,073	0.00
WORKSHOP SPV II	0	0.00	0	0.00	0	0.00	394	0.00
LICENSED PROFESSIONAL CNSLR I	0	0.00	0	0.00	0	0.00	533	0.00
LICENSED PROFESSIONAL CNSLR II	0	0.00	0	0.00	0	0.00	624	0.00
LICENSED BEHAVIOR ANALYST	0	0.00	0	0.00	0	0.00	918	0.00
WORKSHOP PROGRAM COOR	0	0.00	0	0.00	0	0.00	540	0.00

1/29/14 14:24

im\_didetail

**REPORT 10 - FY 2015 GOVERNOR RECOMMENDS**

**DECISION ITEM DETAIL**

Budget Unit	FY 2013	FY 2013	FY 2014	FY 2014	FY 2015	FY 2015	FY 2015	FY 2015
Decision Item	ACTUAL	ACTUAL	BUDGET	BUDGET	DEPT REQ	DEPT REQ	GOV REC	GOV REC
Budget Object Class	DOLLAR	FTE	DOLLAR	FTE	DOLLAR	FTE	DOLLAR	FTE
<b>ST LOUIS PSYCHIATRIC REHAB CT</b>								
<b>Pay Plan FY15-COLA - 0000015</b>								
MUSIC THER I	0	0.00	0	0.00	0	0.00	437	0.00
RECREATIONAL THER I	0	0.00	0	0.00	0	0.00	2,825	0.00
RECREATIONAL THER II	0	0.00	0	0.00	0	0.00	574	0.00
BEHAVIORAL TECHNICIAN	0	0.00	0	0.00	0	0.00	1,408	0.00
BEHAVIORAL TECHNICIAN SUPV	0	0.00	0	0.00	0	0.00	383	0.00
PROGRAM SPECIALIST II MH	0	0.00	0	0.00	0	0.00	1,894	0.00
QUALITY ASSURANCE SPEC MH	0	0.00	0	0.00	0	0.00	656	0.00
LICENSED CLINICAL SOCIAL WKR	0	0.00	0	0.00	0	0.00	8,414	0.00
CLIN CASEWORK PRACTITIONER II	0	0.00	0	0.00	0	0.00	1,231	0.00
CLINICAL SOCIAL WORK SPV	0	0.00	0	0.00	0	0.00	754	0.00
INVESTIGATOR II	0	0.00	0	0.00	0	0.00	561	0.00
LABORER II	0	0.00	0	0.00	0	0.00	317	0.00
MOTOR VEHICLE DRIVER	0	0.00	0	0.00	0	0.00	1,012	0.00
LOCKSMITH	0	0.00	0	0.00	0	0.00	503	0.00
COSMETOLOGIST	0	0.00	0	0.00	0	0.00	335	0.00
FISCAL & ADMINISTRATIVE MGR B3	0	0.00	0	0.00	0	0.00	527	0.00
HUMAN RESOURCES MGR B2	0	0.00	0	0.00	0	0.00	459	0.00
NUTRITION/DIETARY SVCS MGR B1	0	0.00	0	0.00	0	0.00	769	0.00
MENTAL HEALTH MGR B1	0	0.00	0	0.00	0	0.00	3,818	0.00
MENTAL HEALTH MGR B2	0	0.00	0	0.00	0	0.00	4,853	0.00
MENTAL HEALTH MGR B3	0	0.00	0	0.00	0	0.00	969	0.00
REGISTERED NURSE MANAGER B3	0	0.00	0	0.00	0	0.00	1,220	0.00
INSTITUTION SUPERINTENDENT	0	0.00	0	0.00	0	0.00	3	0.00
PASTORAL COUNSELOR	0	0.00	0	0.00	0	0.00	717	0.00
CLIENT/PATIENT WORKER	0	0.00	0	0.00	0	0.00	2,356	0.00
CLERK	0	0.00	0	0.00	0	0.00	471	0.00
MISCELLANEOUS TECHNICAL	0	0.00	0	0.00	0	0.00	248	0.00
MISCELLANEOUS PROFESSIONAL	0	0.00	0	0.00	0	0.00	778	0.00
STAFF PHYSICIAN SPECIALIST	0	0.00	0	0.00	0	0.00	13,317	0.00
MEDICAL ADMINISTRATOR	0	0.00	0	0.00	0	0.00	2,461	0.00
SPECIAL ASST OFFICIAL & ADMSTR	0	0.00	0	0.00	0	0.00	1,742	0.00
SPECIAL ASST PROFESSIONAL	0	0.00	0	0.00	0	0.00	2,633	0.00

1/29/14 14:24

im\_didetail

**REPORT 10 - FY 2015 GOVERNOR RECOMMENDS**

**DECISION ITEM DETAIL**

Budget Unit	FY 2013	FY 2013	FY 2014	FY 2014	FY 2015	FY 2015	FY 2015	FY 2015
Decision Item	ACTUAL	ACTUAL	BUDGET	BUDGET	DEPT REQ	DEPT REQ	GOV REC	GOV REC
Budget Object Class	DOLLAR	FTE	DOLLAR	FTE	DOLLAR	FTE	DOLLAR	FTE
<b>ST LOUIS PSYCHIATRIC REHAB CT</b>								
<b>Pay Plan FY15-COLA - 0000015</b>								
SPECIAL ASST OFFICE & CLERICAL	0	0.00	0	0.00	0	0.00	561	0.00
TOTAL - PS	0	0.00	0	0.00	0	0.00	235,786	0.00
<b>GRAND TOTAL</b>	<b>\$0</b>	<b>0.00</b>	<b>\$0</b>	<b>0.00</b>	<b>\$0</b>	<b>0.00</b>	<b>\$235,786</b>	<b>0.00</b>
GENERAL REVENUE	\$0	0.00	\$0	0.00	\$0	0.00	\$229,852	0.00
FEDERAL FUNDS	\$0	0.00	\$0	0.00	\$0	0.00	\$5,934	0.00
OTHER FUNDS	\$0	0.00	\$0	0.00	\$0	0.00	\$0	0.00

**REPORT 10 - FY 2015 GOVERNOR RECOMMENDS**

**DECISION ITEM DETAIL**

Budget Unit	FY 2013	FY 2013	FY 2014	FY 2014	FY 2015	FY 2015	FY 2015	FY 2015
Decision Item	ACTUAL	ACTUAL	BUDGET	BUDGET	DEPT REQ	DEPT REQ	GOV REC	GOV REC
Budget Object Class	DOLLAR	FTE	DOLLAR	FTE	DOLLAR	FTE	DOLLAR	FTE
<b>SOUTHWEST MO PSY REHAB CENTER</b>								
<b>Pay Plan FY15-COLA - 0000015</b>								
OFFICE SUPPORT ASST (KEYBRD)	0	0.00	0	0.00	0	0.00	998	0.00
STOREKEEPER I	0	0.00	0	0.00	0	0.00	354	0.00
TRAINING TECH I	0	0.00	0	0.00	0	0.00	496	0.00
HEALTH INFORMATION ADMIN I	0	0.00	0	0.00	0	0.00	553	0.00
CUSTODIAL WORKER I	0	0.00	0	0.00	0	0.00	323	0.00
COOK II	0	0.00	0	0.00	0	0.00	657	0.00
COOK III	0	0.00	0	0.00	0	0.00	391	0.00
FOOD SERVICE HELPER I	0	0.00	0	0.00	0	0.00	567	0.00
PSYCHIATRIC TECHNICIAN I	0	0.00	0	0.00	0	0.00	7,444	0.00
PSYCHIATRIC TECHNICIAN II	0	0.00	0	0.00	0	0.00	2,198	0.00
LPN II GEN	0	0.00	0	0.00	0	0.00	977	0.00
HLTH CARE PRACTNR(APRN)(PA)	0	0.00	0	0.00	0	0.00	1,397	0.00
REGISTERED NURSE SENIOR	0	0.00	0	0.00	0	0.00	2,888	0.00
REGISTERED NURSE SUPERVISOR	0	0.00	0	0.00	0	0.00	2,683	0.00
ACTIVITY AIDE I	0	0.00	0	0.00	0	0.00	1,264	0.00
RECREATIONAL THER II	0	0.00	0	0.00	0	0.00	523	0.00
QUALITY ASSURANCE SPEC MH	0	0.00	0	0.00	0	0.00	646	0.00
CLINICAL CASEWORK ASST II	0	0.00	0	0.00	0	0.00	432	0.00
CLIN CASEWORK PRACTITIONER II	0	0.00	0	0.00	0	0.00	595	0.00
MENTAL HEALTH MGR B2	0	0.00	0	0.00	0	0.00	1,054	0.00
PROGRAM SPECIALIST	0	0.00	0	0.00	0	0.00	56	0.00
CLIENT/PATIENT WORKER	0	0.00	0	0.00	0	0.00	163	0.00
MISCELLANEOUS PROFESSIONAL	0	0.00	0	0.00	0	0.00	239	0.00
DOMESTIC SERVICE WORKER	0	0.00	0	0.00	0	0.00	151	0.00
EDUCATIONAL AIDE	0	0.00	0	0.00	0	0.00	39	0.00
STAFF PHYSICIAN SPECIALIST	0	0.00	0	0.00	0	0.00	2,811	0.00

**REPORT 10 - FY 2015 GOVERNOR RECOMMENDS**

**DECISION ITEM DETAIL**

Budget Unit	FY 2013	FY 2013	FY 2014	FY 2014	FY 2015	FY 2015	FY 2015	FY 2015
Decision Item	ACTUAL	ACTUAL	BUDGET	BUDGET	DEPT REQ	DEPT REQ	GOV REC	GOV REC
Budget Object Class	DOLLAR	FTE	DOLLAR	FTE	DOLLAR	FTE	DOLLAR	FTE
<b>SOUTHWEST MO PSY REHAB CENTER</b>								
Pay Plan FY15-COLA - 0000015								
LABORER	0	0.00	0	0.00	0	0.00	214	0.00
TOTAL - PS	0	0.00	0	0.00	0	0.00	30,113	0.00
<b>GRAND TOTAL</b>	<b>\$0</b>	<b>0.00</b>	<b>\$0</b>	<b>0.00</b>	<b>\$0</b>	<b>0.00</b>	<b>\$30,113</b>	<b>0.00</b>
GENERAL REVENUE	\$0	0.00	\$0	0.00	\$0	0.00	\$0	0.00
FEDERAL FUNDS	\$0	0.00	\$0	0.00	\$0	0.00	\$0	0.00
OTHER FUNDS	\$0	0.00	\$0	0.00	\$0	0.00	\$30,113	0.00



**REPORT 10 - FY 2015 GOVERNOR RECOMMENDS**

**DECISION ITEM DETAIL**

Budget Unit	FY 2013	FY 2013	FY 2014	FY 2014	FY 2015	FY 2015	FY 2015	FY 2015
Decision Item	ACTUAL	ACTUAL	BUDGET	BUDGET	DEPT REQ	DEPT REQ	GOV REC	GOV REC
Budget Object Class	DOLLAR	FTE	DOLLAR	FTE	DOLLAR	FTE	DOLLAR	FTE
<b>METRO ST LOUIS PSYCH CENTER</b>								
<b>Pay Plan FY15-COLA - 0000015</b>								
ADMIN OFFICE SUPPORT ASSISTANT	0	0.00	0	0.00	0	0.00	823	0.00
SR OFC SUPPORT ASST (STENO)	0	0.00	0	0.00	0	0.00	1,266	0.00
OFFICE SUPPORT ASST (KEYBRD)	0	0.00	0	0.00	0	0.00	2,022	0.00
SR OFC SUPPORT ASST (KEYBRD)	0	0.00	0	0.00	0	0.00	2,773	0.00
PRINTING/MAIL TECHNICIAN III	0	0.00	0	0.00	0	0.00	522	0.00
STOREKEEPER II	0	0.00	0	0.00	0	0.00	383	0.00
SUPPLY MANAGER I	0	0.00	0	0.00	0	0.00	3	0.00
SUPPLY MANAGER II	0	0.00	0	0.00	0	0.00	624	0.00
ACCOUNT CLERK II	0	0.00	0	0.00	0	0.00	2,212	0.00
ACCOUNTANT I	0	0.00	0	0.00	0	0.00	485	0.00
ACCOUNTANT II	0	0.00	0	0.00	0	0.00	652	0.00
PERSONNEL ANAL I	0	0.00	0	0.00	0	0.00	3	0.00
PERSONNEL ANAL II	0	0.00	0	0.00	0	0.00	508	0.00
HOSPITAL MANAGEMENT ASST	0	0.00	0	0.00	0	0.00	872	0.00
HEALTH INFORMATION TECH II	0	0.00	0	0.00	0	0.00	512	0.00
HEALTH INFORMATION ADMIN II	0	0.00	0	0.00	0	0.00	740	0.00
REIMBURSEMENT OFFICER I	0	0.00	0	0.00	0	0.00	414	0.00
PERSONNEL CLERK	0	0.00	0	0.00	0	0.00	402	0.00
SECURITY OFCR I	0	0.00	0	0.00	0	0.00	3,524	0.00
SECURITY OFCR II	0	0.00	0	0.00	0	0.00	1,131	0.00
CUSTODIAL WORKER I	0	0.00	0	0.00	0	0.00	2,840	0.00
CUSTODIAL WORKER II	0	0.00	0	0.00	0	0.00	302	0.00
HOUSEKEEPER I	0	0.00	0	0.00	0	0.00	395	0.00
COOK I	0	0.00	0	0.00	0	0.00	298	0.00
COOK II	0	0.00	0	0.00	0	0.00	1,018	0.00
COOK III	0	0.00	0	0.00	0	0.00	437	0.00
DINING ROOM SPV	0	0.00	0	0.00	0	0.00	357	0.00
FOOD SERVICE HELPER I	0	0.00	0	0.00	0	0.00	1,689	0.00
FOOD SERVICE HELPER II	0	0.00	0	0.00	0	0.00	600	0.00
DIETITIAN II	0	0.00	0	0.00	0	0.00	592	0.00
MEDICAL SPEC II	0	0.00	0	0.00	0	0.00	1,832	0.00
PSYCHIATRIC TECHNICIAN I	0	0.00	0	0.00	0	0.00	10,844	0.00

1/29/14 14:24

im\_didetail

**REPORT 10 - FY 2015 GOVERNOR RECOMMENDS**

**DECISION ITEM DETAIL**

Budget Unit	FY 2013	FY 2013	FY 2014	FY 2014	FY 2015	FY 2015	FY 2015	FY 2015
Decision Item	ACTUAL	ACTUAL	BUDGET	BUDGET	DEPT REQ	DEPT REQ	GOV REC	GOV REC
Budget Object Class	DOLLAR	FTE	DOLLAR	FTE	DOLLAR	FTE	DOLLAR	FTE
<b>METRO ST LOUIS PSYCH CENTER</b>								
<b>Pay Plan FY15-COLA - 0000015</b>								
PSYCHIATRIC TECHNICIAN II	0	0.00	0	0.00	0	0.00	1,959	0.00
LPN II GEN	0	0.00	0	0.00	0	0.00	2,247	0.00
REGISTERED NURSE	0	0.00	0	0.00	0	0.00	675	0.00
REGISTERED NURSE SENIOR	0	0.00	0	0.00	0	0.00	14,080	0.00
REGISTERED NURSE - CLIN OPERS	0	0.00	0	0.00	0	0.00	1,866	0.00
REGISTERED NURSE SUPERVISOR	0	0.00	0	0.00	0	0.00	3,550	0.00
PSYCHOLOGIST I	0	0.00	0	0.00	0	0.00	5,057	0.00
ACTIVITY AIDE II	0	0.00	0	0.00	0	0.00	1,696	0.00
ACTIVITY AIDE III	0	0.00	0	0.00	0	0.00	383	0.00
MUSIC THER I	0	0.00	0	0.00	0	0.00	913	0.00
RECREATIONAL THER III	0	0.00	0	0.00	0	0.00	652	0.00
STAFF DEVELOPMENT OFCR MH	0	0.00	0	0.00	0	0.00	682	0.00
QUALITY ASSURANCE SPEC MH	0	0.00	0	0.00	0	0.00	616	0.00
LICENSED CLINICAL SOCIAL WKR	0	0.00	0	0.00	0	0.00	1,344	0.00
CLIN CASEWORK PRACTITIONER II	0	0.00	0	0.00	0	0.00	1,050	0.00
LABORER II	0	0.00	0	0.00	0	0.00	694	0.00
MOTOR VEHICLE DRIVER	0	0.00	0	0.00	0	0.00	368	0.00
FISCAL & ADMINISTRATIVE MGR B1	0	0.00	0	0.00	0	0.00	3	0.00
FISCAL & ADMINISTRATIVE MGR B2	0	0.00	0	0.00	0	0.00	966	0.00
FISCAL & ADMINISTRATIVE MGR B3	0	0.00	0	0.00	0	0.00	527	0.00
HUMAN RESOURCES MGR B2	0	0.00	0	0.00	0	0.00	467	0.00
NUTRITION/DIETARY SVCS MGR B1	0	0.00	0	0.00	0	0.00	770	0.00
MENTAL HEALTH MGR B1	0	0.00	0	0.00	0	0.00	7	0.00
MENTAL HEALTH MGR B2	0	0.00	0	0.00	0	0.00	1,234	0.00
MENTAL HEALTH MGR B3	0	0.00	0	0.00	0	0.00	969	0.00
REGISTERED NURSE MANAGER B3	0	0.00	0	0.00	0	0.00	1,231	0.00
PROGRAM CONSULTANT	0	0.00	0	0.00	0	0.00	1	0.00
INSTITUTION SUPERINTENDENT	0	0.00	0	0.00	0	0.00	1,117	0.00
PASTORAL COUNSELOR	0	0.00	0	0.00	0	0.00	355	0.00
TYPIST	0	0.00	0	0.00	0	0.00	170	0.00
OFFICE WORKER MISCELLANEOUS	0	0.00	0	0.00	0	0.00	397	0.00
DATA PROCESSOR TECHNICAL	0	0.00	0	0.00	0	0.00	201	0.00

1/29/14 14:24

im\_didetail

**REPORT 10 - FY 2015 GOVERNOR RECOMMENDS**

**DECISION ITEM DETAIL**

Budget Unit	FY 2013	FY 2013	FY 2014	FY 2014	FY 2015	FY 2015	FY 2015	FY 2015
Decision Item	ACTUAL	ACTUAL	BUDGET	BUDGET	DEPT REQ	DEPT REQ	GOV REC	GOV REC
Budget Object Class	DOLLAR	FTE	DOLLAR	FTE	DOLLAR	FTE	DOLLAR	FTE
<b>METRO ST LOUIS PSYCH CENTER</b>								
<b>Pay Plan FY15-COLA - 0000015</b>								
STAFF PHYSICIAN SPECIALIST	0	0.00	0	0.00	0	0.00	5,538	0.00
MEDICAL ADMINISTRATOR	0	0.00	0	0.00	0	0.00	816	0.00
SPECIAL ASST OFFICIAL & ADMSTR	0	0.00	0	0.00	0	0.00	628	0.00
SPECIAL ASST OFFICE & CLERICAL	0	0.00	0	0.00	0	0.00	550	0.00
SECURITY GUARD	0	0.00	0	0.00	0	0.00	338	0.00
<b>TOTAL - PS</b>	<b>0</b>	<b>0.00</b>	<b>0</b>	<b>0.00</b>	<b>0</b>	<b>0.00</b>	<b>95,192</b>	<b>0.00</b>
<b>GRAND TOTAL</b>	<b>\$0</b>	<b>0.00</b>	<b>\$0</b>	<b>0.00</b>	<b>\$0</b>	<b>0.00</b>	<b>\$95,192</b>	<b>0.00</b>
<b>GENERAL REVENUE</b>	<b>\$0</b>	<b>0.00</b>	<b>\$0</b>	<b>0.00</b>	<b>\$0</b>	<b>0.00</b>	<b>\$90,124</b>	<b>0.00</b>
<b>FEDERAL FUNDS</b>	<b>\$0</b>	<b>0.00</b>	<b>\$0</b>	<b>0.00</b>	<b>\$0</b>	<b>0.00</b>	<b>\$5,068</b>	<b>0.00</b>
<b>OTHER FUNDS</b>	<b>\$0</b>	<b>0.00</b>	<b>\$0</b>	<b>0.00</b>	<b>\$0</b>	<b>0.00</b>	<b>\$0</b>	<b>0.00</b>

**REPORT 10 - FY 2015 GOVERNOR RECOMMENDS**

**DECISION ITEM DETAIL**

Budget Unit	FY 2013	FY 2013	FY 2014	FY 2014	FY 2015	FY 2015	FY 2015	FY 2015
Decision Item	ACTUAL	ACTUAL	BUDGET	BUDGET	DEPT REQ	DEPT REQ	GOV REC	GOV REC
Budget Object Class	DOLLAR	FTE	DOLLAR	FTE	DOLLAR	FTE	DOLLAR	FTE
<b>METRO STL PSY OVERTIME</b>								
Pay Plan FY15-COLA - 0000015								
OTHER	0	0.00	0	0.00	0	0.00	248	0.00
TOTAL - PS	0	0.00	0	0.00	0	0.00	248	0.00
<b>GRAND TOTAL</b>	<b>\$0</b>	<b>0.00</b>	<b>\$0</b>	<b>0.00</b>	<b>\$0</b>	<b>0.00</b>	<b>\$248</b>	<b>0.00</b>
GENERAL REVENUE	\$0	0.00	\$0	0.00	\$0	0.00	\$232	0.00
FEDERAL FUNDS	\$0	0.00	\$0	0.00	\$0	0.00	\$16	0.00
OTHER FUNDS	\$0	0.00	\$0	0.00	\$0	0.00	\$0	0.00

**REPORT 10 - FY 2015 GOVERNOR RECOMMENDS**

**DECISION ITEM DETAIL**

Budget Unit	FY 2013	FY 2013	FY 2014	FY 2014	FY 2015	FY 2015	FY 2015	FY 2015
Decision Item	ACTUAL	ACTUAL	BUDGET	BUDGET	DEPT REQ	DEPT REQ	GOV REC	GOV REC
Budget Object Class	DOLLAR	FTE	DOLLAR	FTE	DOLLAR	FTE	DOLLAR	FTE
<b>SEMO MHC-SORTS</b>								
<b>Pay Plan FY15-COLA - 0000015</b>								
ADMIN OFFICE SUPPORT ASSISTANT	0	0.00	0	0.00	0	0.00	383	0.00
OFFICE SUPPORT ASST (KEYBRD)	0	0.00	0	0.00	0	0.00	2,572	0.00
SR OFC SUPPORT ASST (KEYBRD)	0	0.00	0	0.00	0	0.00	3,240	0.00
STORES CLERK	0	0.00	0	0.00	0	0.00	302	0.00
ACCOUNT CLERK II	0	0.00	0	0.00	0	0.00	352	0.00
ACCOUNTANT I	0	0.00	0	0.00	0	0.00	211	0.00
PERSONNEL OFCR I	0	0.00	0	0.00	0	0.00	615	0.00
TRAINING TECH II	0	0.00	0	0.00	0	0.00	592	0.00
EXECUTIVE I	0	0.00	0	0.00	0	0.00	427	0.00
HEALTH INFORMATION TECH II	0	0.00	0	0.00	0	0.00	528	0.00
REIMBURSEMENT OFFICER I	0	0.00	0	0.00	0	0.00	417	0.00
SECURITY OFCR II	0	0.00	0	0.00	0	0.00	830	0.00
CUSTODIAL WORKER I	0	0.00	0	0.00	0	0.00	2,803	0.00
CUSTODIAL WORK SPV	0	0.00	0	0.00	0	0.00	351	0.00
COOK I	0	0.00	0	0.00	0	0.00	1,360	0.00
COOK II	0	0.00	0	0.00	0	0.00	335	0.00
DINING ROOM SPV	0	0.00	0	0.00	0	0.00	344	0.00
FOOD SERVICE HELPER I	0	0.00	0	0.00	0	0.00	5,947	0.00
FOOD SERVICE HELPER II	0	0.00	0	0.00	0	0.00	672	0.00
DIETITIAN II	0	0.00	0	0.00	0	0.00	615	0.00
ACADEMIC TEACHER III	0	0.00	0	0.00	0	0.00	511	0.00
DENTALASST	0	0.00	0	0.00	0	0.00	195	0.00
DENTIST III	0	0.00	0	0.00	0	0.00	768	0.00
PHYSICIAN	0	0.00	0	0.00	0	0.00	1,909	0.00
SECURITY AIDE I PSY	0	0.00	0	0.00	0	0.00	67,147	0.00
SECURITY AIDE II PSY	0	0.00	0	0.00	0	0.00	12,529	0.00
SECURITY AIDE III PSY	0	0.00	0	0.00	0	0.00	1,040	0.00
LPN II GEN	0	0.00	0	0.00	0	0.00	6,182	0.00
HLTH CARE PRACTNR(APRN)(PA)	0	0.00	0	0.00	0	0.00	2,971	0.00
REGISTERED NURSE	0	0.00	0	0.00	0	0.00	3,379	0.00
REGISTERED NURSE SENIOR	0	0.00	0	0.00	0	0.00	24,192	0.00
REGISTERED NURSE - CLIN OPERS	0	0.00	0	0.00	0	0.00	1,799	0.00

1/29/14 14:24

im\_didetail

**REPORT 10 - FY 2015 GOVERNOR RECOMMENDS**

**DECISION ITEM DETAIL**

Budget Unit	FY 2013	FY 2013	FY 2014	FY 2014	FY 2015	FY 2015	FY 2015	FY 2015
Decision Item	ACTUAL	ACTUAL	BUDGET	BUDGET	DEPT REQ	DEPT REQ	GOV REC	GOV REC
Budget Object Class	DOLLAR	FTE	DOLLAR	FTE	DOLLAR	FTE	DOLLAR	FTE
<b>SEMO MHC-SORTS</b>								
<b>Pay Plan FY15-COLA - 0000015</b>								
REGISTERED NURSE SUPERVISOR	0	0.00	0	0.00	0	0.00	5,271	0.00
PSYCHOLOGIST I	0	0.00	0	0.00	0	0.00	5,859	0.00
PSYCHOLOGIST II	0	0.00	0	0.00	0	0.00	2,905	0.00
ACTIVITY AIDE I	0	0.00	0	0.00	0	0.00	328	0.00
ACTIVITY AIDE II	0	0.00	0	0.00	0	0.00	2,726	0.00
ACTIVITY AIDE III	0	0.00	0	0.00	0	0.00	376	0.00
ACTIVITY THERAPY COOR	0	0.00	0	0.00	0	0.00	822	0.00
WORK THERAPY SPECIALIST II	0	0.00	0	0.00	0	0.00	399	0.00
LICENSED PROFESSIONAL CNSLR I	0	0.00	0	0.00	0	0.00	600	0.00
LICENSED PROFESSIONAL CNSLR II	0	0.00	0	0.00	0	0.00	1,343	0.00
WORKSHOP PROGRAM COOR	0	0.00	0	0.00	0	0.00	560	0.00
RECREATIONAL THER I	0	0.00	0	0.00	0	0.00	965	0.00
RECREATIONAL THER II	0	0.00	0	0.00	0	0.00	1,380	0.00
RECREATIONAL THER III	0	0.00	0	0.00	0	0.00	3	0.00
SUBSTANCE ABUSE CNSLR III	0	0.00	0	0.00	0	0.00	3	0.00
UNIT PROGRAM SPV MH	0	0.00	0	0.00	0	0.00	2,783	0.00
QUALITY ASSURANCE SPEC MH	0	0.00	0	0.00	0	0.00	652	0.00
CLINICAL CASEWORK ASST II	0	0.00	0	0.00	0	0.00	3	0.00
CLINICAL SOCIAL WORK SPEC	0	0.00	0	0.00	0	0.00	667	0.00
LICENSED CLINICAL SOCIAL WKR	0	0.00	0	0.00	0	0.00	3,235	0.00
CLIN CASEWORK PRACTITIONER I	0	0.00	0	0.00	0	0.00	1,218	0.00
CLIN CASEWORK PRACTITIONER II	0	0.00	0	0.00	0	0.00	1,608	0.00
CLINICAL SOCIAL WORK SPV	0	0.00	0	0.00	0	0.00	1,233	0.00
INVESTIGATOR I	0	0.00	0	0.00	0	0.00	396	0.00
FISCAL & ADMINISTRATIVE MGR B3	0	0.00	0	0.00	0	0.00	509	0.00
HUMAN RESOURCES MGR B2	0	0.00	0	0.00	0	0.00	466	0.00
MENTAL HEALTH MGR B1	0	0.00	0	0.00	0	0.00	2,151	0.00
MENTAL HEALTH MGR B2	0	0.00	0	0.00	0	0.00	461	0.00
MENTAL HEALTH MGR B3	0	0.00	0	0.00	0	0.00	7	0.00
REGISTERED NURSE MANAGER B1	0	0.00	0	0.00	0	0.00	1,992	0.00
REGISTERED NURSE MANAGER B2	0	0.00	0	0.00	0	0.00	1,020	0.00
PARALEGAL	0	0.00	0	0.00	0	0.00	568	0.00

1/29/14 14:24

im\_didetail

**REPORT 10 - FY 2015 GOVERNOR RECOMMENDS**

**DECISION ITEM DETAIL**

Budget Unit	FY 2013	FY 2013	FY 2014	FY 2014	FY 2015	FY 2015	FY 2015	FY 2015
Decision Item	ACTUAL	ACTUAL	BUDGET	BUDGET	DEPT REQ	DEPT REQ	GOV REC	GOV REC
Budget Object Class	DOLLAR	FTE	DOLLAR	FTE	DOLLAR	FTE	DOLLAR	FTE
<b>SEMO MHC-SORTS</b>								
<b>Pay Plan FY15-COLA - 0000015</b>								
PASTORAL COUNSELOR	0	0.00	0	0.00	0	0.00	256	0.00
CLIENT/PATIENT WORKER	0	0.00	0	0.00	0	0.00	967	0.00
OFFICE WORKER MISCELLANEOUS	0	0.00	0	0.00	0	0.00	179	0.00
DENTIST	0	0.00	0	0.00	0	0.00	2	0.00
STAFF PHYSICIAN SPECIALIST	0	0.00	0	0.00	0	0.00	9,054	0.00
SPECIAL ASST OFFICIAL & ADMSTR	0	0.00	0	0.00	0	0.00	1,819	0.00
SPECIAL ASST PROFESSIONAL	0	0.00	0	0.00	0	0.00	3	0.00
SPECIAL ASST OFFICE & CLERICAL	0	0.00	0	0.00	0	0.00	3	0.00
<b>TOTAL - PS</b>	<b>0</b>	<b>0.00</b>	<b>0</b>	<b>0.00</b>	<b>0</b>	<b>0.00</b>	<b>200,310</b>	<b>0.00</b>
<b>GRAND TOTAL</b>	<b>\$0</b>	<b>0.00</b>	<b>\$0</b>	<b>0.00</b>	<b>\$0</b>	<b>0.00</b>	<b>\$200,310</b>	<b>0.00</b>
<b>GENERAL REVENUE</b>	<b>\$0</b>	<b>0.00</b>	<b>\$0</b>	<b>0.00</b>	<b>\$0</b>	<b>0.00</b>	<b>\$199,925</b>	<b>0.00</b>
<b>FEDERAL FUNDS</b>	<b>\$0</b>	<b>0.00</b>	<b>\$0</b>	<b>0.00</b>	<b>\$0</b>	<b>0.00</b>	<b>\$385</b>	<b>0.00</b>
<b>OTHER FUNDS</b>	<b>\$0</b>	<b>0.00</b>	<b>\$0</b>	<b>0.00</b>	<b>\$0</b>	<b>0.00</b>	<b>\$0</b>	<b>0.00</b>

**REPORT 10 - FY 2015 GOVERNOR RECOMMENDS**

**DECISION ITEM DETAIL**

Budget Unit	FY 2013	FY 2013	FY 2014	FY 2014	FY 2015	FY 2015	FY 2015	FY 2015
Decision Item	ACTUAL	ACTUAL	BUDGET	BUDGET	DEPT REQ	DEPT REQ	GOV REC	GOV REC
Budget Object Class	DOLLAR	FTE	DOLLAR	FTE	DOLLAR	FTE	DOLLAR	FTE
<b>SEMO MHC-SORTS OVERTIME</b>								
<b>Pay Plan FY15-COLA - 0000015</b>								
OTHER	0	0.00	0	0.00	0	0.00	1,159	0.00
TOTAL - PS	0	0.00	0	0.00	0	0.00	1,159	0.00
<b>GRAND TOTAL</b>	<b>\$0</b>	<b>0.00</b>	<b>\$0</b>	<b>0.00</b>	<b>\$0</b>	<b>0.00</b>	<b>\$1,159</b>	<b>0.00</b>
GENERAL REVENUE	\$0	0.00	\$0	0.00	\$0	0.00	\$1,159	0.00
FEDERAL FUNDS	\$0	0.00	\$0	0.00	\$0	0.00	\$0	0.00
OTHER FUNDS	\$0	0.00	\$0	0.00	\$0	0.00	\$0	0.00



**REPORT 10 - FY 2015 GOVERNOR RECOMMENDS**

**DECISION ITEM DETAIL**

Budget Unit	FY 2013	FY 2013	FY 2014	FY 2014	FY 2015	FY 2015	FY 2015	FY 2015
Decision Item	ACTUAL	ACTUAL	BUDGET	BUDGET	DEPT REQ	DEPT REQ	GOV REC	GOV REC
Budget Object Class	DOLLAR	FTE	DOLLAR	FTE	DOLLAR	FTE	DOLLAR	FTE
<b>SOUTHEAST MO MHC</b>								
<b>Pay Plan FY15-COLA - 0000015</b>								
OFFICE SUPPORT ASST (CLERICAL)	0	0.00	0	0.00	0	0.00	1,646	0.00
SR OFC SUPPORT ASST (CLERICAL)	0	0.00	0	0.00	0	0.00	374	0.00
ADMIN OFFICE SUPPORT ASSISTANT	0	0.00	0	0.00	0	0.00	826	0.00
SR OFC SUPPORT ASST (STENO)	0	0.00	0	0.00	0	0.00	731	0.00
OFFICE SUPPORT ASST (KEYBRD)	0	0.00	0	0.00	0	0.00	4,837	0.00
SR OFC SUPPORT ASST (KEYBRD)	0	0.00	0	0.00	0	0.00	3,666	0.00
STORES CLERK	0	0.00	0	0.00	0	0.00	944	0.00
STOREKEEPER I	0	0.00	0	0.00	0	0.00	750	0.00
STOREKEEPER II	0	0.00	0	0.00	0	0.00	431	0.00
SUPPLY MANAGER I	0	0.00	0	0.00	0	0.00	443	0.00
ACCOUNT CLERK I	0	0.00	0	0.00	0	0.00	297	0.00
ACCOUNT CLERK II	0	0.00	0	0.00	0	0.00	1,480	0.00
ACCOUNTANT I	0	0.00	0	0.00	0	0.00	1,092	0.00
ACCOUNTANT II	0	0.00	0	0.00	0	0.00	560	0.00
PERSONNEL ANAL II	0	0.00	0	0.00	0	0.00	574	0.00
TRAINING TECH II	0	0.00	0	0.00	0	0.00	846	0.00
TRAINING TECH III	0	0.00	0	0.00	0	0.00	652	0.00
HOSPITAL MANAGEMENT ASST	0	0.00	0	0.00	0	0.00	802	0.00
HEALTH INFORMATION TECH II	0	0.00	0	0.00	0	0.00	453	0.00
HEALTH INFORMATION ADMIN II	0	0.00	0	0.00	0	0.00	681	0.00
REIMBURSEMENT OFFICER I	0	0.00	0	0.00	0	0.00	823	0.00
REIMBURSEMENT OFFICER II	0	0.00	0	0.00	0	0.00	461	0.00
PERSONNEL CLERK	0	0.00	0	0.00	0	0.00	422	0.00
SECURITY OFCR I	0	0.00	0	0.00	0	0.00	2,829	0.00
SECURITY OFCR II	0	0.00	0	0.00	0	0.00	376	0.00
SECURITY OFCR III	0	0.00	0	0.00	0	0.00	456	0.00
CUSTODIAL WORKER I	0	0.00	0	0.00	0	0.00	4,582	0.00
CUSTODIAL WORKER II	0	0.00	0	0.00	0	0.00	640	0.00
HOUSEKEEPER I	0	0.00	0	0.00	0	0.00	431	0.00
COOK I	0	0.00	0	0.00	0	0.00	1,510	0.00
COOK II	0	0.00	0	0.00	0	0.00	346	0.00
COOK III	0	0.00	0	0.00	0	0.00	383	0.00

1/29/14 14:24

im\_didetail

**REPORT 10 - FY 2015 GOVERNOR RECOMMENDS**

**DECISION ITEM DETAIL**

Budget Unit	FY 2013	FY 2013	FY 2014	FY 2014	FY 2015	FY 2015	FY 2015	FY 2015
Decision Item	ACTUAL	ACTUAL	BUDGET	BUDGET	DEPT REQ	DEPT REQ	GOV REC	GOV REC
Budget Object Class	DOLLAR	FTE	DOLLAR	FTE	DOLLAR	FTE	DOLLAR	FTE
<b>SOUTHEAST MO MHC</b>								
<b>Pay Plan FY15-COLA - 0000015</b>								
DINING ROOM SPV	0	0.00	0	0.00	0	0.00	357	0.00
FOOD SERVICE HELPER I	0	0.00	0	0.00	0	0.00	5,393	0.00
FOOD SERVICE HELPER II	0	0.00	0	0.00	0	0.00	975	0.00
DIETITIAN I	0	0.00	0	0.00	0	0.00	557	0.00
DIETITIAN III	0	0.00	0	0.00	0	0.00	641	0.00
ACADEMIC TEACHER III	0	0.00	0	0.00	0	0.00	627	0.00
SPECIAL EDUC TEACHER II	0	0.00	0	0.00	0	0.00	3	0.00
SPECIAL EDUC TEACHER III	0	0.00	0	0.00	0	0.00	508	0.00
MEDICAL LABORATORY TECH I	0	0.00	0	0.00	0	0.00	3	0.00
MEDICAL LABORATORY TECH II	0	0.00	0	0.00	0	0.00	324	0.00
PHYSICIAN	0	0.00	0	0.00	0	0.00	5,218	0.00
SECURITY AIDE I PSY	0	0.00	0	0.00	0	0.00	5,104	0.00
SECURITY AIDE II PSY	0	0.00	0	0.00	0	0.00	10	0.00
PSYCHIATRIC TECHNICIAN I	0	0.00	0	0.00	0	0.00	45,155	0.00
PSYCHIATRIC TECHNICIAN II	0	0.00	0	0.00	0	0.00	7,687	0.00
LPN II GEN	0	0.00	0	0.00	0	0.00	4,578	0.00
REGISTERED NURSE	0	0.00	0	0.00	0	0.00	4,213	0.00
REGISTERED NURSE SENIOR	0	0.00	0	0.00	0	0.00	37,484	0.00
REGISTERED NURSE - CLIN OPERS	0	0.00	0	0.00	0	0.00	2,492	0.00
REGISTERED NURSE SUPERVISOR	0	0.00	0	0.00	0	0.00	5,371	0.00
ASSOC PSYCHOLOGIST II	0	0.00	0	0.00	0	0.00	3	0.00
PSYCHOLOGIST I	0	0.00	0	0.00	0	0.00	1,821	0.00
PSYCHOLOGIST II	0	0.00	0	0.00	0	0.00	1,946	0.00
ACTIVITY AIDE II	0	0.00	0	0.00	0	0.00	2,656	0.00
WORK THERAPY SPECIALIST II	0	0.00	0	0.00	0	0.00	829	0.00
WORKSHOP SPV II	0	0.00	0	0.00	0	0.00	363	0.00
LICENSED PROFESSIONAL CNSLR II	0	0.00	0	0.00	0	0.00	4,859	0.00
WORKSHOP PROGRAM COOR	0	0.00	0	0.00	0	0.00	518	0.00
MUSIC THER I	0	0.00	0	0.00	0	0.00	909	0.00
MUSIC THER III	0	0.00	0	0.00	0	0.00	496	0.00
RECREATIONAL THER I	0	0.00	0	0.00	0	0.00	2,728	0.00
RECREATIONAL THER II	0	0.00	0	0.00	0	0.00	2,140	0.00

1/29/14 14:24

im\_didetail

**REPORT 10 - FY 2015 GOVERNOR RECOMMENDS**

**DECISION ITEM DETAIL**

Budget Unit	FY 2013	FY 2013	FY 2014	FY 2014	FY 2015	FY 2015	FY 2015	FY 2015
Decision Item	ACTUAL	ACTUAL	BUDGET	BUDGET	DEPT REQ	DEPT REQ	GOV REC	GOV REC
Budget Object Class	DOLLAR	FTE	DOLLAR	FTE	DOLLAR	FTE	DOLLAR	FTE
<b>SOUTHEAST MO MHC</b>								
<b>Pay Plan FY15-COLA - 0000015</b>								
BEHAVIORAL TECHNICIAN	0	0.00	0	0.00	0	0.00	1,391	0.00
BEHAVIORAL TECHNICIAN SUPV	0	0.00	0	0.00	0	0.00	408	0.00
PROGRAM SPECIALIST I MH	0	0.00	0	0.00	0	0.00	2,358	0.00
PROGRAM SPECIALIST II MH	0	0.00	0	0.00	0	0.00	709	0.00
QUALITY ASSURANCE SPEC MH	0	0.00	0	0.00	0	0.00	652	0.00
CLINICAL CASEWORK ASST I	0	0.00	0	0.00	0	0.00	3	0.00
CLINICAL CASEWORK ASST II	0	0.00	0	0.00	0	0.00	2,298	0.00
LICENSED CLINICAL SOCIAL WKR	0	0.00	0	0.00	0	0.00	3,427	0.00
CLIN CASEWORK PRACTITIONER II	0	0.00	0	0.00	0	0.00	3,534	0.00
CLINICAL SOCIAL WORK SPV	0	0.00	0	0.00	0	0.00	1,385	0.00
MOTOR VEHICLE DRIVER	0	0.00	0	0.00	0	0.00	1,008	0.00
FIRE & SAFETY SPEC	0	0.00	0	0.00	0	0.00	549	0.00
COSMETOLOGIST	0	0.00	0	0.00	0	0.00	377	0.00
FISCAL & ADMINISTRATIVE MGR B1	0	0.00	0	0.00	0	0.00	783	0.00
FISCAL & ADMINISTRATIVE MGR B3	0	0.00	0	0.00	0	0.00	509	0.00
HUMAN RESOURCES MGR B2	0	0.00	0	0.00	0	0.00	445	0.00
NUTRITION/DIETARY SVCS MGR B1	0	0.00	0	0.00	0	0.00	739	0.00
MENTAL HEALTH MGR B1	0	0.00	0	0.00	0	0.00	2,316	0.00
MENTAL HEALTH MGR B2	0	0.00	0	0.00	0	0.00	1,384	0.00
MENTAL HEALTH MGR B3	0	0.00	0	0.00	0	0.00	1,064	0.00
REGISTERED NURSE MANAGER B1	0	0.00	0	0.00	0	0.00	2,705	0.00
REGISTERED NURSE MANAGER B2	0	0.00	0	0.00	0	0.00	1,959	0.00
REGISTERED NURSE MANAGER B3	0	0.00	0	0.00	0	0.00	949	0.00
INSTITUTION SUPERINTENDENT	0	0.00	0	0.00	0	0.00	1,150	0.00
PASTORAL COUNSELOR	0	0.00	0	0.00	0	0.00	256	0.00
CLIENT/PATIENT WORKER	0	0.00	0	0.00	0	0.00	1,450	0.00
OFFICE WORKER MISCELLANEOUS	0	0.00	0	0.00	0	0.00	133	0.00
EDUCATIONAL AIDE	0	0.00	0	0.00	0	0.00	134	0.00
STAFF PHYSICIAN SPECIALIST	0	0.00	0	0.00	0	0.00	16,609	0.00
CONSULTING PHYSICIAN	0	0.00	0	0.00	0	0.00	2,289	0.00
SPECIAL ASST OFFICIAL & ADMSTR	0	0.00	0	0.00	0	0.00	630	0.00
SPECIAL ASST PROFESSIONAL	0	0.00	0	0.00	0	0.00	3	0.00

1/29/14 14:24

im\_didetail

**REPORT 10 - FY 2015 GOVERNOR RECOMMENDS**

**DECISION ITEM DETAIL**

Budget Unit	FY 2013	FY 2013	FY 2014	FY 2014	FY 2015	FY 2015	FY 2015	FY 2015
Decision Item	ACTUAL	ACTUAL	BUDGET	BUDGET	DEPT REQ	DEPT REQ	GOV REC	GOV REC
Budget Object Class	DOLLAR	FTE	DOLLAR	FTE	DOLLAR	FTE	DOLLAR	FTE
<b>SOUTHEAST MO MHC</b>								
<b>Pay Plan FY15-COLA - 0000015</b>								
SPECIAL ASST OFFICE & CLERICAL	0	0.00	0	0.00	0	0.00	1,002	0.00
<b>TOTAL - PS</b>	<b>0</b>	<b>0.00</b>	<b>0</b>	<b>0.00</b>	<b>0</b>	<b>0.00</b>	<b>235,920</b>	<b>0.00</b>
<b>GRAND TOTAL</b>	<b>\$0</b>	<b>0.00</b>	<b>\$0</b>	<b>0.00</b>	<b>\$0</b>	<b>0.00</b>	<b>\$235,920</b>	<b>0.00</b>
GENERAL REVENUE	\$0	0.00	\$0	0.00	\$0	0.00	\$231,948	0.00
FEDERAL FUNDS	\$0	0.00	\$0	0.00	\$0	0.00	\$3,972	0.00
OTHER FUNDS	\$0	0.00	\$0	0.00	\$0	0.00	\$0	0.00

**REPORT 10 - FY 2015 GOVERNOR RECOMMENDS**

**DECISION ITEM DETAIL**

Budget Unit	FY 2013	FY 2013	FY 2014	FY 2014	FY 2015	FY 2015	FY 2015	FY 2015
Decision Item	ACTUAL	ACTUAL	BUDGET	BUDGET	DEPT REQ	DEPT REQ	GOV REC	GOV REC
Budget Object Class	DOLLAR	FTE	DOLLAR	FTE	DOLLAR	FTE	DOLLAR	FTE
<b>SE MO MHC OVERTIME</b>								
Pay Plan FY15-COLA - 0000015								
OTHER	0	0.00	0	0.00	0	0.00	2,227	0.00
TOTAL - PS	0	0.00	0	0.00	0	0.00	2,227	0.00
<b>GRAND TOTAL</b>	<b>\$0</b>	<b>0.00</b>	<b>\$0</b>	<b>0.00</b>	<b>\$0</b>	<b>0.00</b>	<b>\$2,227</b>	<b>0.00</b>
GENERAL REVENUE	\$0	0.00	\$0	0.00	\$0	0.00	\$2,227	0.00
FEDERAL FUNDS	\$0	0.00	\$0	0.00	\$0	0.00	\$0	0.00
OTHER FUNDS	\$0	0.00	\$0	0.00	\$0	0.00	\$0	0.00

**REPORT 10 - FY 2015 GOVERNOR RECOMMENDS**

**DECISION ITEM DETAIL**

Budget Unit	FY 2013	FY 2013	FY 2014	FY 2014	FY 2015	FY 2015	FY 2015	FY 2015
Decision Item	ACTUAL	ACTUAL	BUDGET	BUDGET	DEPT REQ	DEPT REQ	GOV REC	GOV REC
Budget Object Class	DOLLAR	FTE	DOLLAR	FTE	DOLLAR	FTE	DOLLAR	FTE
<b>CTR FOR BEHAVIORAL MEDICINE</b>								
<b>Pay Plan FY15-COLA - 0000015</b>								
OFFICE SUPPORT ASST (CLERICAL)	0	0.00	0	0.00	0	0.00	354	0.00
SR OFC SUPPORT ASST (CLERICAL)	0	0.00	0	0.00	0	0.00	348	0.00
ADMIN OFFICE SUPPORT ASSISTANT	0	0.00	0	0.00	0	0.00	2,252	0.00
SR OFC SUPPORT ASST (STENO)	0	0.00	0	0.00	0	0.00	807	0.00
OFFICE SUPPORT ASST (KEYBRD)	0	0.00	0	0.00	0	0.00	2,118	0.00
SR OFC SUPPORT ASST (KEYBRD)	0	0.00	0	0.00	0	0.00	3,493	0.00
OFFICE SERVICES ASST	0	0.00	0	0.00	0	0.00	890	0.00
STORES CLERK	0	0.00	0	0.00	0	0.00	672	0.00
STOREKEEPER I	0	0.00	0	0.00	0	0.00	374	0.00
STOREKEEPER II	0	0.00	0	0.00	0	0.00	441	0.00
ACCOUNT CLERK I	0	0.00	0	0.00	0	0.00	348	0.00
ACCOUNT CLERK II	0	0.00	0	0.00	0	0.00	2,936	0.00
ACCOUNTANT I	0	0.00	0	0.00	0	0.00	1,367	0.00
ACCOUNTANT II	0	0.00	0	0.00	0	0.00	1,208	0.00
PERSONNEL OFCR I	0	0.00	0	0.00	0	0.00	684	0.00
PERSONNEL ANAL II	0	0.00	0	0.00	0	0.00	639	0.00
EXECUTIVE I	0	0.00	0	0.00	0	0.00	486	0.00
EXECUTIVE II	0	0.00	0	0.00	0	0.00	3	0.00
HOSPITAL MANAGEMENT ASST	0	0.00	0	0.00	0	0.00	732	0.00
MANAGEMENT ANALYSIS SPEC I	0	0.00	0	0.00	0	0.00	3	0.00
MANAGEMENT ANALYSIS SPEC II	0	0.00	0	0.00	0	0.00	692	0.00
REIMBURSEMENT OFFICER I	0	0.00	0	0.00	0	0.00	841	0.00
REIMBURSEMENT OFFICER III	0	0.00	0	0.00	0	0.00	557	0.00
PERSONNEL CLERK	0	0.00	0	0.00	0	0.00	464	0.00
SECURITY OFCR I	0	0.00	0	0.00	0	0.00	5,453	0.00
SECURITY OFCR II	0	0.00	0	0.00	0	0.00	1,610	0.00
CH SECURITY OFCR	0	0.00	0	0.00	0	0.00	600	0.00
CUSTODIAL WORKER I	0	0.00	0	0.00	0	0.00	4,901	0.00
CUSTODIAL WORKER II	0	0.00	0	0.00	0	0.00	1,027	0.00
CUSTODIAL WORK SPV	0	0.00	0	0.00	0	0.00	754	0.00
HOUSEKEEPER II	0	0.00	0	0.00	0	0.00	497	0.00
COOK I	0	0.00	0	0.00	0	0.00	312	0.00

1/29/14 14:24

im\_didetail

**REPORT 10 - FY 2015 GOVERNOR RECOMMENDS**

**DECISION ITEM DETAIL**

Budget Unit	FY 2013	FY 2013	FY 2014	FY 2014	FY 2015	FY 2015	FY 2015	FY 2015
Decision Item	ACTUAL	ACTUAL	BUDGET	BUDGET	DEPT REQ	DEPT REQ	GOV REC	GOV REC
Budget Object Class	DOLLAR	FTE	DOLLAR	FTE	DOLLAR	FTE	DOLLAR	FTE
<b>CTR FOR BEHAVIORAL MEDICINE</b>								
<b>Pay Plan FY15-COLA - 0000015</b>								
COOK II	0	0.00	0	0.00	0	0.00	965	0.00
COOK III	0	0.00	0	0.00	0	0.00	385	0.00
FOOD SERVICE MGR I	0	0.00	0	0.00	0	0.00	546	0.00
DINING ROOM SPV	0	0.00	0	0.00	0	0.00	348	0.00
FOOD SERVICE HELPER I	0	0.00	0	0.00	0	0.00	2,936	0.00
FOOD SERVICE HELPER II	0	0.00	0	0.00	0	0.00	3	0.00
DIETITIAN II	0	0.00	0	0.00	0	0.00	635	0.00
MEDICAL LABORATORY TECH II	0	0.00	0	0.00	0	0.00	404	0.00
PSYCHIATRIC TECHNICIAN I	0	0.00	0	0.00	0	0.00	36,948	0.00
PSYCHIATRIC TECHNICIAN II	0	0.00	0	0.00	0	0.00	7,533	0.00
LPN I GEN	0	0.00	0	0.00	0	0.00	915	0.00
LPN II GEN	0	0.00	0	0.00	0	0.00	4,786	0.00
REGISTERED NURSE I	0	0.00	0	0.00	0	0.00	35	0.00
REGISTERED NURSE	0	0.00	0	0.00	0	0.00	3,553	0.00
REGISTERED NURSE SENIOR	0	0.00	0	0.00	0	0.00	13,012	0.00
REGISTERED NURSE - CLIN OPERS	0	0.00	0	0.00	0	0.00	2,938	0.00
REGISTERED NURSE SUPERVISOR	0	0.00	0	0.00	0	0.00	3,006	0.00
PSYCHOLOGIST I	0	0.00	0	0.00	0	0.00	924	0.00
PSYCHOLOGIST II	0	0.00	0	0.00	0	0.00	1,889	0.00
ACTIVITY AIDE I	0	0.00	0	0.00	0	0.00	328	0.00
ACTIVITY AIDE II	0	0.00	0	0.00	0	0.00	675	0.00
ACTIVITY AIDE III	0	0.00	0	0.00	0	0.00	359	0.00
ACTIVITY THERAPY COOR	0	0.00	0	0.00	0	0.00	924	0.00
MUSIC THER I	0	0.00	0	0.00	0	0.00	517	0.00
RECREATIONAL THER I	0	0.00	0	0.00	0	0.00	3,072	0.00
RECREATIONAL THER II	0	0.00	0	0.00	0	0.00	1,725	0.00
PROGRAM SPECIALIST II MH	0	0.00	0	0.00	0	0.00	600	0.00
COMM MNTL HLTH SERVICES SPV	0	0.00	0	0.00	0	0.00	3,931	0.00
STAFF DEVELOPMENT OFCR MH	0	0.00	0	0.00	0	0.00	736	0.00
QUALITY ASSURANCE SPEC MH	0	0.00	0	0.00	0	0.00	1,957	0.00
CLINICAL CASEWORK ASST I	0	0.00	0	0.00	0	0.00	1,152	0.00
CLINICAL CASEWORK ASST II	0	0.00	0	0.00	0	0.00	862	0.00

1/29/14 14:24

im\_didetail

**REPORT 10 - FY 2015 GOVERNOR RECOMMENDS**

**DECISION ITEM DETAIL**

Budget Unit	FY 2013	FY 2013	FY 2014	FY 2014	FY 2015	FY 2015	FY 2015	FY 2015
Decision Item	ACTUAL	ACTUAL	BUDGET	BUDGET	DEPT REQ	DEPT REQ	GOV REC	GOV REC
Budget Object Class	DOLLAR	FTE	DOLLAR	FTE	DOLLAR	FTE	DOLLAR	FTE
<b>CTR FOR BEHAVIORAL MEDICINE</b>								
<b>Pay Plan FY15-COLA - 0000015</b>								
LICENSED CLINICAL SOCIAL WKR	0	0.00	0	0.00	0	0.00	4,153	0.00
CLIN CASEWORK PRACTITIONER I	0	0.00	0	0.00	0	0.00	469	0.00
CLINICAL SOCIAL WORK SPV	0	0.00	0	0.00	0	0.00	665	0.00
INVESTIGATOR I	0	0.00	0	0.00	0	0.00	508	0.00
MOTOR VEHICLE DRIVER	0	0.00	0	0.00	0	0.00	725	0.00
LOCKSMITH	0	0.00	0	0.00	0	0.00	489	0.00
FIRE & SAFETY SPEC	0	0.00	0	0.00	0	0.00	526	0.00
FISCAL & ADMINISTRATIVE MGR B1	0	0.00	0	0.00	0	0.00	434	0.00
FISCAL & ADMINISTRATIVE MGR B3	0	0.00	0	0.00	0	0.00	519	0.00
HUMAN RESOURCES MGR B2	0	0.00	0	0.00	0	0.00	456	0.00
NUTRITION/DIETARY SVCS MGR B1	0	0.00	0	0.00	0	0.00	721	0.00
MENTAL HEALTH MGR B1	0	0.00	0	0.00	0	0.00	827	0.00
MENTAL HEALTH MGR B2	0	0.00	0	0.00	0	0.00	5,035	0.00
MENTAL HEALTH MGR B3	0	0.00	0	0.00	0	0.00	1,024	0.00
REGISTERED NURSE MANAGER B2	0	0.00	0	0.00	0	0.00	1,033	0.00
REGISTERED NURSE MANAGER B3	0	0.00	0	0.00	0	0.00	1,184	0.00
INSTITUTION SUPERINTENDENT	0	0.00	0	0.00	0	0.00	1,134	0.00
STUDENT INTERN	0	0.00	0	0.00	0	0.00	563	0.00
MISCELLANEOUS TECHNICAL	0	0.00	0	0.00	0	0.00	247	0.00
MISCELLANEOUS PROFESSIONAL	0	0.00	0	0.00	0	0.00	212	0.00
RESIDENT PHYSICIAN	0	0.00	0	0.00	0	0.00	12,610	0.00
STAFF PHYSICIAN SPECIALIST	0	0.00	0	0.00	0	0.00	13,968	0.00
SPECIALASST OFFICIAL & ADMSTR	0	0.00	0	0.00	0	0.00	626	0.00
SPECIALASST OFFICE & CLERICAL	0	0.00	0	0.00	0	0.00	1,127	0.00
PSYCHOLOGICAL RESIDENT	0	0.00	0	0.00	0	0.00	1,945	0.00
<b>TOTAL - PS</b>	<b>0</b>	<b>0.00</b>	<b>0</b>	<b>0.00</b>	<b>0</b>	<b>0.00</b>	<b>187,662</b>	<b>0.00</b>
<b>GRAND TOTAL</b>	<b>\$0</b>	<b>0.00</b>	<b>\$0</b>	<b>0.00</b>	<b>\$0</b>	<b>0.00</b>	<b>\$187,662</b>	<b>0.00</b>
<b>GENERAL REVENUE</b>	<b>\$0</b>	<b>0.00</b>	<b>\$0</b>	<b>0.00</b>	<b>\$0</b>	<b>0.00</b>	<b>\$184,332</b>	<b>0.00</b>
<b>FEDERAL FUNDS</b>	<b>\$0</b>	<b>0.00</b>	<b>\$0</b>	<b>0.00</b>	<b>\$0</b>	<b>0.00</b>	<b>\$3,330</b>	<b>0.00</b>
<b>OTHER FUNDS</b>	<b>\$0</b>	<b>0.00</b>	<b>\$0</b>	<b>0.00</b>	<b>\$0</b>	<b>0.00</b>	<b>\$0</b>	<b>0.00</b>



**REPORT 10 - FY 2015 GOVERNOR RECOMMENDS**

**DECISION ITEM DETAIL**

Budget Unit	FY 2013	FY 2013	FY 2014	FY 2014	FY 2015	FY 2015	FY 2015	FY 2015
Decision Item	ACTUAL	ACTUAL	BUDGET	BUDGET	DEPT REQ	DEPT REQ	GOV REC	GOV REC
Budget Object Class	DOLLAR	FTE	DOLLAR	FTE	DOLLAR	FTE	DOLLAR	FTE
<b>CTR FOR BEHAV MED-OVERTIME</b>								
<b>Pay Plan FY15-COLA - 0000015</b>								
OTHER	0	0.00	0	0.00	0	0.00	3,365	0.00
TOTAL - PS	0	0.00	0	0.00	0	0.00	3,365	0.00
<b>GRAND TOTAL</b>	<b>\$0</b>	<b>0.00</b>	<b>\$0</b>	<b>0.00</b>	<b>\$0</b>	<b>0.00</b>	<b>\$3,365</b>	<b>0.00</b>
GENERAL REVENUE	\$0	0.00	\$0	0.00	\$0	0.00	\$3,365	0.00
FEDERAL FUNDS	\$0	0.00	\$0	0.00	\$0	0.00	\$0	0.00
OTHER FUNDS	\$0	0.00	\$0	0.00	\$0	0.00	\$0	0.00

**REPORT 10 - FY 2015 GOVERNOR RECOMMENDS**

**DECISION ITEM DETAIL**

Budget Unit	FY 2013	FY 2013	FY 2014	FY 2014	FY 2015	FY 2015	FY 2015	FY 2015
Decision Item	ACTUAL	ACTUAL	BUDGET	BUDGET	DEPT REQ	DEPT REQ	GOV REC	GOV REC
Budget Object Class	DOLLAR	FTE	DOLLAR	FTE	DOLLAR	FTE	DOLLAR	FTE
<b>HAWTHORN CHILD PSYCH HOSP</b>								
<b>Pay Plan FY15-COLA - 0000015</b>								
SR OFC SUPPORT ASST (STENO)	0	0.00	0	0.00	0	0.00	450	0.00
OFFICE SUPPORT ASST (KEYBRD)	0	0.00	0	0.00	0	0.00	1,724	0.00
SR OFC SUPPORT ASST (KEYBRD)	0	0.00	0	0.00	0	0.00	1,271	0.00
ACCOUNTANT I	0	0.00	0	0.00	0	0.00	503	0.00
ACCOUNTANT II	0	0.00	0	0.00	0	0.00	652	0.00
PERSONNEL ANAL II	0	0.00	0	0.00	0	0.00	550	0.00
RESEARCH ANAL II	0	0.00	0	0.00	0	0.00	571	0.00
HEALTH INFORMATION ADMIN I	0	0.00	0	0.00	0	0.00	592	0.00
REIMBURSEMENT OFFICER I	0	0.00	0	0.00	0	0.00	415	0.00
PERSONNEL CLERK	0	0.00	0	0.00	0	0.00	503	0.00
SECURITY OFCR I	0	0.00	0	0.00	0	0.00	1,759	0.00
SECURITY OFCR II	0	0.00	0	0.00	0	0.00	383	0.00
CUSTODIAL WORKER I	0	0.00	0	0.00	0	0.00	2,252	0.00
CUSTODIAL WORK SPV	0	0.00	0	0.00	0	0.00	325	0.00
COOK I	0	0.00	0	0.00	0	0.00	916	0.00
COOK III	0	0.00	0	0.00	0	0.00	408	0.00
DINING ROOM SPV	0	0.00	0	0.00	0	0.00	325	0.00
FOOD SERVICE HELPER I	0	0.00	0	0.00	0	0.00	844	0.00
FOOD SERVICE HELPER II	0	0.00	0	0.00	0	0.00	298	0.00
DIETITIAN III	0	0.00	0	0.00	0	0.00	682	0.00
EDUCATION ASST II	0	0.00	0	0.00	0	0.00	325	0.00
SPECIAL EDUC TEACHER III	0	0.00	0	0.00	0	0.00	2,591	0.00
PSYCHIATRIC TECHNICIAN I	0	0.00	0	0.00	0	0.00	30,961	0.00
LPN II GEN	0	0.00	0	0.00	0	0.00	970	0.00
REGISTERED NURSE SENIOR	0	0.00	0	0.00	0	0.00	17,279	0.00
REGISTERED NURSE - CLIN OPERS	0	0.00	0	0.00	0	0.00	1,722	0.00
REGISTERED NURSE SUPERVISOR	0	0.00	0	0.00	0	0.00	3,680	0.00
PSYCHOLOGIST I	0	0.00	0	0.00	0	0.00	1,190	0.00
PSYCHOLOGIST II	0	0.00	0	0.00	0	0.00	618	0.00
ACTIVITY AIDE II	0	0.00	0	0.00	0	0.00	330	0.00
ACTIVITY AIDE III	0	0.00	0	0.00	0	0.00	740	0.00
LICENSED PROFESSIONAL CNSLR II	0	0.00	0	0.00	0	0.00	471	0.00

1/29/14 14:24

im\_didetail

**REPORT 10 - FY 2015 GOVERNOR RECOMMENDS**

**DECISION ITEM DETAIL**

Budget Unit	FY 2013	FY 2013	FY 2014	FY 2014	FY 2015	FY 2015	FY 2015	FY 2015
Decision Item	ACTUAL	ACTUAL	BUDGET	BUDGET	DEPT REQ	DEPT REQ	GOV REC	GOV REC
Budget Object Class	DOLLAR	FTE	DOLLAR	FTE	DOLLAR	FTE	DOLLAR	FTE
<b>HAWTHORN CHILD PSYCH HOSP</b>								
<b>Pay Plan FY15-COLA - 0000015</b>								
RECREATIONAL THER I	0	0.00	0	0.00	0	0.00	445	0.00
RECREATIONAL THER II	0	0.00	0	0.00	0	0.00	561	0.00
CHILDRENS PSY CARE SPV	0	0.00	0	0.00	0	0.00	4,351	0.00
CLINICAL SOCIAL WORK SPEC	0	0.00	0	0.00	0	0.00	2,804	0.00
LICENSED CLINICAL SOCIAL WKR	0	0.00	0	0.00	0	0.00	5,147	0.00
CLIN CASEWORK PRACTITIONER I	0	0.00	0	0.00	0	0.00	493	0.00
CLINICAL SOCIAL WORK SPV	0	0.00	0	0.00	0	0.00	770	0.00
MOTOR VEHICLE DRIVER	0	0.00	0	0.00	0	0.00	331	0.00
MENTAL HEALTH MGR B2	0	0.00	0	0.00	0	0.00	1,726	0.00
REGISTERED NURSE MANAGER B3	0	0.00	0	0.00	0	0.00	1,158	0.00
INSTITUTION SUPERINTENDENT	0	0.00	0	0.00	0	0.00	1,117	0.00
CLERK	0	0.00	0	0.00	0	0.00	656	0.00
MISCELLANEOUS PROFESSIONAL	0	0.00	0	0.00	0	0.00	100	0.00
STAFF PHYSICIAN SPECIALIST	0	0.00	0	0.00	0	0.00	9,272	0.00
MEDICAL ADMINISTRATOR	0	0.00	0	0.00	0	0.00	3,138	0.00
SECURITY OFFICER	0	0.00	0	0.00	0	0.00	381	0.00
<b>TOTAL - PS</b>	<b>0</b>	<b>0.00</b>	<b>0</b>	<b>0.00</b>	<b>0</b>	<b>0.00</b>	<b>108,750</b>	<b>0.00</b>
<b>GRAND TOTAL</b>	<b>\$0</b>	<b>0.00</b>	<b>\$0</b>	<b>0.00</b>	<b>\$0</b>	<b>0.00</b>	<b>\$108,750</b>	<b>0.00</b>
<b>GENERAL REVENUE</b>	<b>\$0</b>	<b>0.00</b>	<b>\$0</b>	<b>0.00</b>	<b>\$0</b>	<b>0.00</b>	<b>\$84,866</b>	<b>0.00</b>
<b>FEDERAL FUNDS</b>	<b>\$0</b>	<b>0.00</b>	<b>\$0</b>	<b>0.00</b>	<b>\$0</b>	<b>0.00</b>	<b>\$23,884</b>	<b>0.00</b>
<b>OTHER FUNDS</b>	<b>\$0</b>	<b>0.00</b>	<b>\$0</b>	<b>0.00</b>	<b>\$0</b>	<b>0.00</b>	<b>\$0</b>	<b>0.00</b>

**REPORT 10 - FY 2015 GOVERNOR RECOMMENDS**

**DECISION ITEM DETAIL**

Budget Unit	FY 2013	FY 2013	FY 2014	FY 2014	FY 2015	FY 2015	FY 2015	FY 2015
Decision Item	ACTUAL	ACTUAL	BUDGET	BUDGET	DEPT REQ	DEPT REQ	GOV REC	GOV REC
Budget Object Class	DOLLAR	FTE	DOLLAR	FTE	DOLLAR	FTE	DOLLAR	FTE
<b>HAWTHORN PSY HOSP OVERTIME</b>								
Pay Plan FY15-COLA - 0000015								
OTHER	0	0.00	0	0.00	0	0.00	979	0.00
TOTAL - PS	0	0.00	0	0.00	0	0.00	979	0.00
<b>GRAND TOTAL</b>	<b>\$0</b>	<b>0.00</b>	<b>\$0</b>	<b>0.00</b>	<b>\$0</b>	<b>0.00</b>	<b>\$979</b>	<b>0.00</b>
GENERAL REVENUE	\$0	0.00	\$0	0.00	\$0	0.00	\$879	0.00
FEDERAL FUNDS	\$0	0.00	\$0	0.00	\$0	0.00	\$100	0.00
OTHER FUNDS	\$0	0.00	\$0	0.00	\$0	0.00	\$0	0.00

**REPORT 10 - FY 2015 GOVERNOR RECOMMENDS**

**DECISION ITEM DETAIL**

Budget Unit	FY 2013	FY 2013	FY 2014	FY 2014	FY 2015	FY 2015	FY 2015	FY 2015
Decision Item	ACTUAL	ACTUAL	BUDGET	BUDGET	DEPT REQ	DEPT REQ	GOV REC	GOV REC
Budget Object Class	DOLLAR	FTE	DOLLAR	FTE	DOLLAR	FTE	DOLLAR	FTE
<b>COTTONWOOD RESIDENTL TRMT CTR</b>								
<b>Pay Plan FY15-COLA - 0000015</b>								
SR OFC SUPPORT ASST (CLERICAL)	0	0.00	0	0.00	0	0.00	214	0.00
ADMIN OFFICE SUPPORT ASSISTANT	0	0.00	0	0.00	0	0.00	422	0.00
OFFICE SUPPORT ASST (KEYBRD)	0	0.00	0	0.00	0	0.00	630	0.00
ACCOUNT CLERK I	0	0.00	0	0.00	0	0.00	341	0.00
ACCOUNT CLERK II	0	0.00	0	0.00	0	0.00	369	0.00
ACCOUNTANT II	0	0.00	0	0.00	0	0.00	493	0.00
PERSONNEL ANAL II	0	0.00	0	0.00	0	0.00	560	0.00
TRAINING TECH I	0	0.00	0	0.00	0	0.00	493	0.00
HEALTH INFORMATION TECH II	0	0.00	0	0.00	0	0.00	307	0.00
PSYCHIATRIC TECHNICIAN I	0	0.00	0	0.00	0	0.00	12,900	0.00
PSYCHIATRIC TECHNICIAN II	0	0.00	0	0.00	0	0.00	2,825	0.00
LPN II GEN	0	0.00	0	0.00	0	0.00	1,061	0.00
REGISTERED NURSE	0	0.00	0	0.00	0	0.00	1,011	0.00
REGISTERED NURSE SENIOR	0	0.00	0	0.00	0	0.00	850	0.00
REGISTERED NURSE SUPERVISOR	0	0.00	0	0.00	0	0.00	902	0.00
LICENSED PROFESSIONAL CNSLR II	0	0.00	0	0.00	0	0.00	1,849	0.00
RECREATIONAL THER I	0	0.00	0	0.00	0	0.00	493	0.00
RECREATIONAL THER II	0	0.00	0	0.00	0	0.00	592	0.00
CHILDRENS PSY CARE SPV	0	0.00	0	0.00	0	0.00	4,429	0.00
UNIT PROGRAM SPV MH	0	0.00	0	0.00	0	0.00	603	0.00
QUALITY ASSURANCE SPEC MH	0	0.00	0	0.00	0	0.00	627	0.00
CLINICAL CASEWORK ASST II	0	0.00	0	0.00	0	0.00	436	0.00
LICENSED CLINICAL SOCIAL WKR	0	0.00	0	0.00	0	0.00	1,198	0.00
FISCAL & ADMINISTRATIVE MGR B1	0	0.00	0	0.00	0	0.00	724	0.00
MENTAL HEALTH MGR B1	0	0.00	0	0.00	0	0.00	804	0.00
MENTAL HEALTH MGR B3	0	0.00	0	0.00	0	0.00	1,034	0.00
MISCELLANEOUS PROFESSIONAL	0	0.00	0	0.00	0	0.00	216	0.00
INSTRUCTOR	0	0.00	0	0.00	0	0.00	232	0.00
STAFF PHYSICIAN SPECIALIST	0	0.00	0	0.00	0	0.00	211	0.00

1/29/14 14:24

im\_didetail

**REPORT 10 - FY 2015 GOVERNOR RECOMMENDS**

**DECISION ITEM DETAIL**

Budget Unit	FY 2013	FY 2013	FY 2014	FY 2014	FY 2015	FY 2015	FY 2015	FY 2015
Decision Item	ACTUAL	ACTUAL	BUDGET	BUDGET	DEPT REQ	DEPT REQ	GOV REC	GOV REC
Budget Object Class	DOLLAR	FTE	DOLLAR	FTE	DOLLAR	FTE	DOLLAR	FTE
<b>COTTONWOOD RESIDENTL TRMT CTR</b>								
<b>Pay Plan FY15-COLA - 0000015</b>								
DIRECT CARE AIDE	0	0.00	0	0.00	0	0.00	965	0.00
<b>TOTAL - PS</b>	<b>0</b>	<b>0.00</b>	<b>0</b>	<b>0.00</b>	<b>0</b>	<b>0.00</b>	<b>37,791</b>	<b>0.00</b>
<b>GRAND TOTAL</b>	<b>\$0</b>	<b>0.00</b>	<b>\$0</b>	<b>0.00</b>	<b>\$0</b>	<b>0.00</b>	<b>\$37,791</b>	<b>0.00</b>
GENERAL REVENUE	\$0	0.00	\$0	0.00	\$0	0.00	\$14,016	0.00
FEDERAL FUNDS	\$0	0.00	\$0	0.00	\$0	0.00	\$23,775	0.00
OTHER FUNDS	\$0	0.00	\$0	0.00	\$0	0.00	\$0	0.00

**REPORT 10 - FY 2015 GOVERNOR RECOMMENDS**

**DECISION ITEM DETAIL**

Budget Unit	FY 2013	FY 2013	FY 2014	FY 2014	FY 2015	FY 2015	FY 2015	FY 2015
Decision Item	ACTUAL	ACTUAL	BUDGET	BUDGET	DEPT REQ	DEPT REQ	GOV REC	GOV REC
Budget Object Class	DOLLAR	FTE	DOLLAR	FTE	DOLLAR	FTE	DOLLAR	FTE
<b>COTTONWOOD TRMT OVERTIME</b>								
Pay Plan FY15-COLA - 0000015								
OTHER	0	0.00	0	0.00	0	0.00	280	0.00
TOTAL - PS	0	0.00	0	0.00	0	0.00	280	0.00
<b>GRAND TOTAL</b>	<b>\$0</b>	<b>0.00</b>	<b>\$0</b>	<b>0.00</b>	<b>\$0</b>	<b>0.00</b>	<b>\$280</b>	<b>0.00</b>
GENERAL REVENUE	\$0	0.00	\$0	0.00	\$0	0.00	\$265	0.00
FEDERAL FUNDS	\$0	0.00	\$0	0.00	\$0	0.00	\$15	0.00
OTHER FUNDS	\$0	0.00	\$0	0.00	\$0	0.00	\$0	0.00

**REPORT 10 - FY 2015 GOVERNOR RECOMMENDS**

**DECISION ITEM DETAIL**

Budget Unit	FY 2013	FY 2013	FY 2014	FY 2014	FY 2015	FY 2015	FY 2015	FY 2015
Decision Item	ACTUAL	ACTUAL	BUDGET	BUDGET	DEPT REQ	DEPT REQ	GOV REC	GOV REC
Budget Object Class	DOLLAR	FTE	DOLLAR	FTE	DOLLAR	FTE	DOLLAR	FTE
<b>DD ADMIN</b>								
<b>Pay Plan FY15-COLA - 0000015</b>								
SR OFC SUPPORT ASST (KEYBRD)	0	0.00	0	0.00	0	0.00	835	0.00
MANAGEMENT ANALYSIS SPEC II	0	0.00	0	0.00	0	0.00	696	0.00
PROGRAM SPECIALIST II MH	0	0.00	0	0.00	0	0.00	6,641	0.00
PROGRAM COORD DMH DOHSS	0	0.00	0	0.00	0	0.00	853	0.00
FISCAL & ADMINISTRATIVE MGR B2	0	0.00	0	0.00	0	0.00	1,871	0.00
MENTAL HEALTH MGR B1	0	0.00	0	0.00	0	0.00	848	0.00
MENTAL HEALTH MGR B2	0	0.00	0	0.00	0	0.00	3,379	0.00
DIVISION DIRECTOR	0	0.00	0	0.00	0	0.00	1,435	0.00
DEPUTY DIVISION DIRECTOR	0	0.00	0	0.00	0	0.00	3,879	0.00
DESIGNATED PRINCIPAL ASST DIV	0	0.00	0	0.00	0	0.00	3	0.00
PROJECT SPECIALIST	0	0.00	0	0.00	0	0.00	428	0.00
CLIENT/PATIENT WORKER	0	0.00	0	0.00	0	0.00	55	0.00
CLERK	0	0.00	0	0.00	0	0.00	141	0.00
MISCELLANEOUS PROFESSIONAL	0	0.00	0	0.00	0	0.00	403	0.00
SPECIAL ASST OFFICE & CLERICAL	0	0.00	0	0.00	0	0.00	1,720	0.00
<b>TOTAL - PS</b>	<b>0</b>	<b>0.00</b>	<b>0</b>	<b>0.00</b>	<b>0</b>	<b>0.00</b>	<b>23,187</b>	<b>0.00</b>
<b>GRAND TOTAL</b>	<b>\$0</b>	<b>0.00</b>	<b>\$0</b>	<b>0.00</b>	<b>\$0</b>	<b>0.00</b>	<b>\$23,187</b>	<b>0.00</b>
<b>GENERAL REVENUE</b>	<b>\$0</b>	<b>0.00</b>	<b>\$0</b>	<b>0.00</b>	<b>\$0</b>	<b>0.00</b>	<b>\$18,916</b>	<b>0.00</b>
<b>FEDERAL FUNDS</b>	<b>\$0</b>	<b>0.00</b>	<b>\$0</b>	<b>0.00</b>	<b>\$0</b>	<b>0.00</b>	<b>\$4,271</b>	<b>0.00</b>
<b>OTHER FUNDS</b>	<b>\$0</b>	<b>0.00</b>	<b>\$0</b>	<b>0.00</b>	<b>\$0</b>	<b>0.00</b>	<b>\$0</b>	<b>0.00</b>



**REPORT 10 - FY 2015 GOVERNOR RECOMMENDS**

**DECISION ITEM DETAIL**

Budget Unit	FY 2013	FY 2013	FY 2014	FY 2014	FY 2015	FY 2015	FY 2015	FY 2015
Decision Item	ACTUAL	ACTUAL	BUDGET	BUDGET	DEPT REQ	DEPT REQ	GOV REC	GOV REC
Budget Object Class	DOLLAR	FTE	DOLLAR	FTE	DOLLAR	FTE	DOLLAR	FTE
<b>COMMUNITY PROGRAMS</b>								
<b>Pay Plan FY15-COLA - 0000015</b>								
ADMIN OFFICE SUPPORT ASSISTANT	0	0.00	0	0.00	0	0.00	855	0.00
OFFICE SUPPORT ASST (KEYBRD)	0	0.00	0	0.00	0	0.00	3	0.00
SR OFC SUPPORT ASST (KEYBRD)	0	0.00	0	0.00	0	0.00	682	0.00
RESEARCH ANAL III	0	0.00	0	0.00	0	0.00	739	0.00
MANAGEMENT ANALYSIS SPEC II	0	0.00	0	0.00	0	0.00	696	0.00
REGISTERED NURSE - CLIN OPERS	0	0.00	0	0.00	0	0.00	866	0.00
PSYCHOLOGIST II	0	0.00	0	0.00	0	0.00	2,105	0.00
PROGRAM SPECIALIST II MH	0	0.00	0	0.00	0	0.00	681	0.00
MEDICAID TECHNICIAN	0	0.00	0	0.00	0	0.00	222	0.00
FISCAL & ADMINISTRATIVE MGR B1	0	0.00	0	0.00	0	0.00	866	0.00
MENTAL HEALTH MGR B1	0	0.00	0	0.00	0	0.00	832	0.00
MENTAL HEALTH MGR B2	0	0.00	0	0.00	0	0.00	2,777	0.00
MENTAL HEALTH MGR B3	0	0.00	0	0.00	0	0.00	1,176	0.00
DESIGNATED PRINCIPAL ASST DEPT	0	0.00	0	0.00	0	0.00	395	0.00
DESIGNATED PRINCIPAL ASST DIV	0	0.00	0	0.00	0	0.00	2,356	0.00
MISCELLANEOUS PROFESSIONAL	0	0.00	0	0.00	0	0.00	1,011	0.00
SPECIAL ASST OFFICIAL & ADMSTR	0	0.00	0	0.00	0	0.00	2,109	0.00
SPECIAL ASST PROFESSIONAL	0	0.00	0	0.00	0	0.00	2,248	0.00
SPECIAL ASST OFFICE & CLERICAL	0	0.00	0	0.00	0	0.00	435	0.00
<b>TOTAL - PS</b>	<b>0</b>	<b>0.00</b>	<b>0</b>	<b>0.00</b>	<b>0</b>	<b>0.00</b>	<b>21,054</b>	<b>0.00</b>
<b>GRAND TOTAL</b>	<b>\$0</b>	<b>0.00</b>	<b>\$0</b>	<b>0.00</b>	<b>\$0</b>	<b>0.00</b>	<b>\$21,054</b>	<b>0.00</b>
GENERAL REVENUE	\$0	0.00	\$0	0.00	\$0	0.00	\$7,976	0.00
FEDERAL FUNDS	\$0	0.00	\$0	0.00	\$0	0.00	\$13,078	0.00
OTHER FUNDS	\$0	0.00	\$0	0.00	\$0	0.00	\$0	0.00

1/29/14 14:24

im\_didetail

**REPORT 10 - FY 2015 GOVERNOR RECOMMENDS**

**DECISION ITEM DETAIL**

Budget Unit	FY 2013	FY 2013	FY 2014	FY 2014	FY 2015	FY 2015	FY 2015	FY 2015
Decision Item	ACTUAL	ACTUAL	BUDGET	BUDGET	DEPT REQ	DEPT REQ	GOV REC	GOV REC
Budget Object Class	DOLLAR	FTE	DOLLAR	FTE	DOLLAR	FTE	DOLLAR	FTE
<b>DD COMMUNITY SUPPORT STAFF</b>								
<b>Pay Plan FY15-COLA - 0000015</b>								
CASE MGR I DD	0	0.00	0	0.00	0	0.00	13,197	0.00
CASE MGR II DD	0	0.00	0	0.00	0	0.00	90,297	0.00
CASE MGR III DD	0	0.00	0	0.00	0	0.00	19,466	0.00
CASE MANAGEMENT/ASSESSMENT SPV	0	0.00	0	0.00	0	0.00	14,477	0.00
<b>TOTAL - PS</b>	<b>0</b>	<b>0.00</b>	<b>0</b>	<b>0.00</b>	<b>0</b>	<b>0.00</b>	<b>137,437</b>	<b>0.00</b>
<b>GRAND TOTAL</b>	<b>\$0</b>	<b>0.00</b>	<b>\$0</b>	<b>0.00</b>	<b>\$0</b>	<b>0.00</b>	<b>\$137,437</b>	<b>0.00</b>
<b>GENERAL REVENUE</b>	<b>\$0</b>	<b>0.00</b>	<b>\$0</b>	<b>0.00</b>	<b>\$0</b>	<b>0.00</b>	<b>\$26,705</b>	<b>0.00</b>
<b>FEDERAL FUNDS</b>	<b>\$0</b>	<b>0.00</b>	<b>\$0</b>	<b>0.00</b>	<b>\$0</b>	<b>0.00</b>	<b>\$110,732</b>	<b>0.00</b>
<b>OTHER FUNDS</b>	<b>\$0</b>	<b>0.00</b>	<b>\$0</b>	<b>0.00</b>	<b>\$0</b>	<b>0.00</b>	<b>\$0</b>	<b>0.00</b>

**REPORT 10 - FY 2015 GOVERNOR RECOMMENDS**

**DECISION ITEM DETAIL**

Budget Unit	FY 2013	FY 2013	FY 2014	FY 2014	FY 2015	FY 2015	FY 2015	FY 2015
Decision Item	ACTUAL	ACTUAL	BUDGET	BUDGET	DEPT REQ	DEPT REQ	GOV REC	GOV REC
Budget Object Class	DOLLAR	FTE	DOLLAR	FTE	DOLLAR	FTE	DOLLAR	FTE
<b>DEV DISABILITIES GRANT (DDA)</b>								
<b>Pay Plan FY15-COLA - 0000015</b>								
SR OFC SUPPORT ASST (KEYBRD)	0	0.00	0	0.00	0	0.00	414	0.00
PROGRAM SPECIALIST II MH	0	0.00	0	0.00	0	0.00	2,452	0.00
MENTAL HEALTH MGR B2	0	0.00	0	0.00	0	0.00	1,051	0.00
PROJECT SPECIALIST	0	0.00	0	0.00	0	0.00	279	0.00
CLERK	0	0.00	0	0.00	0	0.00	22	0.00
MISCELLANEOUS PROFESSIONAL	0	0.00	0	0.00	0	0.00	500	0.00
PRINCIPAL ASST BOARD/COMMISSON	0	0.00	0	0.00	0	0.00	548	0.00
<b>TOTAL - PS</b>	<b>0</b>	<b>0.00</b>	<b>0</b>	<b>0.00</b>	<b>0</b>	<b>0.00</b>	<b>5,266</b>	<b>0.00</b>
<b>GRAND TOTAL</b>	<b>\$0</b>	<b>0.00</b>	<b>\$0</b>	<b>0.00</b>	<b>\$0</b>	<b>0.00</b>	<b>\$5,266</b>	<b>0.00</b>
<b>GENERAL REVENUE</b>	<b>\$0</b>	<b>0.00</b>	<b>\$0</b>	<b>0.00</b>	<b>\$0</b>	<b>0.00</b>	<b>\$0</b>	<b>0.00</b>
<b>FEDERAL FUNDS</b>	<b>\$0</b>	<b>0.00</b>	<b>\$0</b>	<b>0.00</b>	<b>\$0</b>	<b>0.00</b>	<b>\$5,266</b>	<b>0.00</b>
<b>OTHER FUNDS</b>	<b>\$0</b>	<b>0.00</b>	<b>\$0</b>	<b>0.00</b>	<b>\$0</b>	<b>0.00</b>	<b>\$0</b>	<b>0.00</b>

**REPORT 10 - FY 2015 GOVERNOR RECOMMENDS**

**DECISION ITEM DETAIL**

Budget Unit	FY 2013	FY 2013	FY 2014	FY 2014	FY 2015	FY 2015	FY 2015	FY 2015
Decision Item	ACTUAL	ACTUAL	BUDGET	BUDGET	DEPT REQ	DEPT REQ	GOV REC	GOV REC
Budget Object Class	DOLLAR	FTE	DOLLAR	FTE	DOLLAR	FTE	DOLLAR	FTE
<b>ALBANY RO</b>								
<b>Pay Plan FY15-COLA - 0000015</b>								
SR OFC SUPPORT ASST (CLERICAL)	0	0.00	0	0.00	0	0.00	369	0.00
ADMIN OFFICE SUPPORT ASSISTANT	0	0.00	0	0.00	0	0.00	445	0.00
OFFICE SUPPORT ASST (KEYBRD)	0	0.00	0	0.00	0	0.00	1,387	0.00
ACCOUNT CLERK II	0	0.00	0	0.00	0	0.00	1,117	0.00
REIMBURSEMENT OFFICER I	0	0.00	0	0.00	0	0.00	503	0.00
REGISTERED NURSE SENIOR	0	0.00	0	0.00	0	0.00	1,516	0.00
HABILITATION SPECIALIST II	0	0.00	0	0.00	0	0.00	944	0.00
LICENSED PROFESSIONAL CNSLR II	0	0.00	0	0.00	0	0.00	639	0.00
DEV DIS COMMUNITY WORKER II	0	0.00	0	0.00	0	0.00	1,934	0.00
DEV DIS COMMUNITY SPECIALIST	0	0.00	0	0.00	0	0.00	1,532	0.00
DEV DIS COMMUNITY PROG COORD	0	0.00	0	0.00	0	0.00	1,135	0.00
VENDOR SERVICES COOR MH	0	0.00	0	0.00	0	0.00	546	0.00
QUALITY ASSURANCE SPEC MH	0	0.00	0	0.00	0	0.00	1,858	0.00
FISCAL & ADMINISTRATIVE MGR B2	0	0.00	0	0.00	0	0.00	498	0.00
MENTAL HEALTH MGR B1	0	0.00	0	0.00	0	0.00	706	0.00
MENTAL HEALTH MGR B2	0	0.00	0	0.00	0	0.00	715	0.00
MISCELLANEOUS TECHNICAL	0	0.00	0	0.00	0	0.00	302	0.00
SPECIAL ASST OFFICIAL & ADMSTR	0	0.00	0	0.00	0	0.00	1,131	0.00
<b>TOTAL - PS</b>	<b>0</b>	<b>0.00</b>	<b>0</b>	<b>0.00</b>	<b>0</b>	<b>0.00</b>	<b>17,277</b>	<b>0.00</b>
<b>GRAND TOTAL</b>	<b>\$0</b>	<b>0.00</b>	<b>\$0</b>	<b>0.00</b>	<b>\$0</b>	<b>0.00</b>	<b>\$17,277</b>	<b>0.00</b>
GENERAL REVENUE	\$0	0.00	\$0	0.00	\$0	0.00	\$14,931	0.00
FEDERAL FUNDS	\$0	0.00	\$0	0.00	\$0	0.00	\$2,346	0.00
OTHER FUNDS	\$0	0.00	\$0	0.00	\$0	0.00	\$0	0.00

1/29/14 14:24

lm\_didetail

**REPORT 10 - FY 2015 GOVERNOR RECOMMENDS**

**DECISION ITEM DETAIL**

Budget Unit	FY 2013	FY 2013	FY 2014	FY 2014	FY 2015	FY 2015	FY 2015	FY 2015
Decision Item	ACTUAL	ACTUAL	BUDGET	BUDGET	DEPT REQ	DEPT REQ	GOV REC	GOV REC
Budget Object Class	DOLLAR	FTE	DOLLAR	FTE	DOLLAR	FTE	DOLLAR	FTE
<b>CENTRAL MO RO</b>								
<b>Pay Plan FY15-COLA - 0000015</b>								
ADMIN OFFICE SUPPORT ASSISTANT	0	0.00	0	0.00	0	0.00	422	0.00
OFFICE SUPPORT ASST (KEYBRD)	0	0.00	0	0.00	0	0.00	2,168	0.00
SR OFC SUPPORT ASST (KEYBRD)	0	0.00	0	0.00	0	0.00	1,422	0.00
ACCOUNT CLERK II	0	0.00	0	0.00	0	0.00	1,773	0.00
ACCOUNTANT I	0	0.00	0	0.00	0	0.00	1,266	0.00
ACCOUNTANT II	0	0.00	0	0.00	0	0.00	511	0.00
TRAINING TECH I	0	0.00	0	0.00	0	0.00	3	0.00
ASST CENTER DIR ADMIN	0	0.00	0	0.00	0	0.00	401	0.00
REIMBURSEMENT OFFICER I	0	0.00	0	0.00	0	0.00	422	0.00
PERSONNEL CLERK	0	0.00	0	0.00	0	0.00	502	0.00
REGISTERED NURSE SENIOR	0	0.00	0	0.00	0	0.00	3,586	0.00
HABILITATION SPECIALIST II	0	0.00	0	0.00	0	0.00	1,876	0.00
HABILITATION SPV	0	0.00	0	0.00	0	0.00	526	0.00
LICENSED BEHAVIOR ANALYST	0	0.00	0	0.00	0	0.00	908	0.00
DEV DIS COMMUNITY WORKER II	0	0.00	0	0.00	0	0.00	4,049	0.00
DEV DIS COMMUNITY SPECIALIST	0	0.00	0	0.00	0	0.00	1,717	0.00
DEV DIS COMMUNITY PROG COORD	0	0.00	0	0.00	0	0.00	2,925	0.00
VENDOR SERVICES COOR MH	0	0.00	0	0.00	0	0.00	2,185	0.00
QUALITY ASSURANCE SPEC MH	0	0.00	0	0.00	0	0.00	818	0.00
MENTAL HEALTH MGR B1	0	0.00	0	0.00	0	0.00	709	0.00
MENTAL HEALTH MGR B2	0	0.00	0	0.00	0	0.00	773	0.00
MISCELLANEOUS TECHNICAL	0	0.00	0	0.00	0	0.00	172	0.00
SPECIAL ASST OFFICIAL & ADMSTR	0	0.00	0	0.00	0	0.00	1,131	0.00
<b>TOTAL - PS</b>	<b>0</b>	<b>0.00</b>	<b>0</b>	<b>0.00</b>	<b>0</b>	<b>0.00</b>	<b>30,265</b>	<b>0.00</b>
<b>GRAND TOTAL</b>	<b>\$0</b>	<b>0.00</b>	<b>\$0</b>	<b>0.00</b>	<b>\$0</b>	<b>0.00</b>	<b>\$30,265</b>	<b>0.00</b>
<b>GENERAL REVENUE</b>	<b>\$0</b>	<b>0.00</b>	<b>\$0</b>	<b>0.00</b>	<b>\$0</b>	<b>0.00</b>	<b>\$25,367</b>	<b>0.00</b>
<b>FEDERAL FUNDS</b>	<b>\$0</b>	<b>0.00</b>	<b>\$0</b>	<b>0.00</b>	<b>\$0</b>	<b>0.00</b>	<b>\$4,898</b>	<b>0.00</b>
<b>OTHER FUNDS</b>	<b>\$0</b>	<b>0.00</b>	<b>\$0</b>	<b>0.00</b>	<b>\$0</b>	<b>0.00</b>	<b>\$0</b>	<b>0.00</b>

1/29/14 14:24

im\_detail

**REPORT 10 - FY 2015 GOVERNOR RECOMMENDS**

**DECISION ITEM DETAIL**

Budget Unit	FY 2013	FY 2013	FY 2014	FY 2014	FY 2015	FY 2015	FY 2015	FY 2015
Decision Item	ACTUAL	ACTUAL	BUDGET	BUDGET	DEPT REQ	DEPT REQ	GOV REC	GOV REC
Budget Object Class	DOLLAR	FTE	DOLLAR	FTE	DOLLAR	FTE	DOLLAR	FTE
<b>HANNIBAL RO</b>								
<b>Pay Plan FY15-COLA - 0000015</b>								
ADMIN OFFICE SUPPORT ASSISTANT	0	0.00	0	0.00	0	0.00	484	0.00
OFFICE SUPPORT ASST (KEYBRD)	0	0.00	0	0.00	0	0.00	363	0.00
SR OFC SUPPORT ASST (KEYBRD)	0	0.00	0	0.00	0	0.00	2,044	0.00
ACCOUNT CLERK II	0	0.00	0	0.00	0	0.00	387	0.00
ACCOUNTANT I	0	0.00	0	0.00	0	0.00	1,013	0.00
ASST CENTER DIR ADMIN	0	0.00	0	0.00	0	0.00	404	0.00
REIMBURSEMENT OFFICER I	0	0.00	0	0.00	0	0.00	433	0.00
CUSTODIAL WORKER I	0	0.00	0	0.00	0	0.00	2	0.00
REGISTERED NURSE IV	0	0.00	0	0.00	0	0.00	3	0.00
REGISTERED NURSE SENIOR	0	0.00	0	0.00	0	0.00	2,303	0.00
REGISTERED NURSE - CLIN OPERS	0	0.00	0	0.00	0	0.00	958	0.00
HABILITATION SPECIALIST I	0	0.00	0	0.00	0	0.00	1,169	0.00
HABILITATION SPECIALIST II	0	0.00	0	0.00	0	0.00	578	0.00
DEV DIS COMMUNITY SPECIALIST	0	0.00	0	0.00	0	0.00	1,003	0.00
DEV DIS COMMUNITY PROG COORD	0	0.00	0	0.00	0	0.00	1,212	0.00
VENDOR SERVICES COOR MH	0	0.00	0	0.00	0	0.00	546	0.00
QUALITY ASSURANCE SPEC MH	0	0.00	0	0.00	0	0.00	619	0.00
MENTAL HEALTH MGR B1	0	0.00	0	0.00	0	0.00	1,421	0.00
MENTAL HEALTH MGR B2	0	0.00	0	0.00	0	0.00	871	0.00
MISCELLANEOUS TECHNICAL	0	0.00	0	0.00	0	0.00	148	0.00
SPECIAL ASST OFFICIAL & ADMSTR	0	0.00	0	0.00	0	0.00	1,133	0.00
<b>TOTAL - PS</b>	<b>0</b>	<b>0.00</b>	<b>0</b>	<b>0.00</b>	<b>0</b>	<b>0.00</b>	<b>17,094</b>	<b>0.00</b>
<b>GRAND TOTAL</b>	<b>\$0</b>	<b>0.00</b>	<b>\$0</b>	<b>0.00</b>	<b>\$0</b>	<b>0.00</b>	<b>\$17,094</b>	<b>0.00</b>
<b>GENERAL REVENUE</b>	<b>\$0</b>	<b>0.00</b>	<b>\$0</b>	<b>0.00</b>	<b>\$0</b>	<b>0.00</b>	<b>\$14,763</b>	<b>0.00</b>
<b>FEDERAL FUNDS</b>	<b>\$0</b>	<b>0.00</b>	<b>\$0</b>	<b>0.00</b>	<b>\$0</b>	<b>0.00</b>	<b>\$2,331</b>	<b>0.00</b>
<b>OTHER FUNDS</b>	<b>\$0</b>	<b>0.00</b>	<b>\$0</b>	<b>0.00</b>	<b>\$0</b>	<b>0.00</b>	<b>\$0</b>	<b>0.00</b>

1/29/14 14:24

im\_didetail

**REPORT 10 - FY 2015 GOVERNOR RECOMMENDS**

**DECISION ITEM DETAIL**

Budget Unit	FY 2013	FY 2013	FY 2014	FY 2014	FY 2015	FY 2015	FY 2015	FY 2015
Decision Item	ACTUAL	ACTUAL	BUDGET	BUDGET	DEPT REQ	DEPT REQ	GOV REC	GOV REC
Budget Object Class	DOLLAR	FTE	DOLLAR	FTE	DOLLAR	FTE	DOLLAR	FTE
<b>JOPLIN RO</b>								
<b>Pay Plan FY15-COLA - 0000015</b>								
ADMIN OFFICE SUPPORT ASSISTANT	0	0.00	0	0.00	0	0.00	889	0.00
OFFICE SUPPORT ASST (KEYBRD)	0	0.00	0	0.00	0	0.00	961	0.00
ACCOUNT CLERK II	0	0.00	0	0.00	0	0.00	822	0.00
ACCOUNTANT I	0	0.00	0	0.00	0	0.00	3	0.00
RESEARCH ANAL II	0	0.00	0	0.00	0	0.00	490	0.00
TRAINING TECH II	0	0.00	0	0.00	0	0.00	550	0.00
ASST CENTER DIR ADMIN	0	0.00	0	0.00	0	0.00	401	0.00
REGISTERED NURSE SENIOR	0	0.00	0	0.00	0	0.00	1,484	0.00
BEHAVIOR INTERVENTION TECH DD	0	0.00	0	0.00	0	0.00	864	0.00
DEV DIS COMMUNITY WORKER I	0	0.00	0	0.00	0	0.00	441	0.00
DEV DIS COMMUNITY WORKER II	0	0.00	0	0.00	0	0.00	1,618	0.00
DEV DIS COMMUNITY SPECIALIST	0	0.00	0	0.00	0	0.00	1,134	0.00
DEV DIS COMMUNITY PROG COORD	0	0.00	0	0.00	0	0.00	1,662	0.00
VENDOR SERVICES COOR MH	0	0.00	0	0.00	0	0.00	1,146	0.00
QUALITY ASSURANCE SPEC MH	0	0.00	0	0.00	0	0.00	1,247	0.00
MENTAL HEALTH MGR B2	0	0.00	0	0.00	0	0.00	794	0.00
MISCELLANEOUS TECHNICAL	0	0.00	0	0.00	0	0.00	180	0.00
SPECIAL ASST OFFICIAL & ADMSTR	0	0.00	0	0.00	0	0.00	1,131	0.00
SPECIAL ASST PROFESSIONAL	0	0.00	0	0.00	0	0.00	499	0.00
<b>TOTAL - PS</b>	<b>0</b>	<b>0.00</b>	<b>0</b>	<b>0.00</b>	<b>0</b>	<b>0.00</b>	<b>16,316</b>	<b>0.00</b>
<b>GRAND TOTAL</b>	<b>\$0</b>	<b>0.00</b>	<b>\$0</b>	<b>0.00</b>	<b>\$0</b>	<b>0.00</b>	<b>\$16,316</b>	<b>0.00</b>
<b>GENERAL REVENUE</b>	<b>\$0</b>	<b>0.00</b>	<b>\$0</b>	<b>0.00</b>	<b>\$0</b>	<b>0.00</b>	<b>\$14,729</b>	<b>0.00</b>
<b>FEDERAL FUNDS</b>	<b>\$0</b>	<b>0.00</b>	<b>\$0</b>	<b>0.00</b>	<b>\$0</b>	<b>0.00</b>	<b>\$1,587</b>	<b>0.00</b>
<b>OTHER FUNDS</b>	<b>\$0</b>	<b>0.00</b>	<b>\$0</b>	<b>0.00</b>	<b>\$0</b>	<b>0.00</b>	<b>\$0</b>	<b>0.00</b>

**REPORT 10 - FY 2015 GOVERNOR RECOMMENDS**

**DECISION ITEM DETAIL**

Budget Unit	FY 2013	FY 2013	FY 2014	FY 2014	FY 2015	FY 2015	FY 2015	FY 2015
Decision Item	ACTUAL	ACTUAL	BUDGET	BUDGET	DEPT REQ	DEPT REQ	GOV REC	GOV REC
Budget Object Class	DOLLAR	FTE	DOLLAR	FTE	DOLLAR	FTE	DOLLAR	FTE
<b>KANSAS CITY RO</b>								
<b>Pay Plan FY15-COLA - 0000015</b>								
ADMIN OFFICE SUPPORT ASSISTANT	0	0.00	0	0.00	0	0.00	859	0.00
OFFICE SUPPORT ASST (KEYBRD)	0	0.00	0	0.00	0	0.00	3,227	0.00
SR OFC SUPPORT ASST (KEYBRD)	0	0.00	0	0.00	0	0.00	374	0.00
ACCOUNT CLERK I	0	0.00	0	0.00	0	0.00	312	0.00
ACCOUNTANT I	0	0.00	0	0.00	0	0.00	2,514	0.00
ACCOUNTANT II	0	0.00	0	0.00	0	0.00	1,100	0.00
PERSONNEL ANAL I	0	0.00	0	0.00	0	0.00	472	0.00
REIMBURSEMENT OFFICER I	0	0.00	0	0.00	0	0.00	408	0.00
REIMBURSEMENT OFFICER II	0	0.00	0	0.00	0	0.00	503	0.00
REGISTERED NURSE SENIOR	0	0.00	0	0.00	0	0.00	5,297	0.00
BEHAVIOR INTERVENTION TECH DD	0	0.00	0	0.00	0	0.00	3	0.00
ASSOC PSYCHOLOGIST II	0	0.00	0	0.00	0	0.00	656	0.00
HABILITATION SPECIALIST I	0	0.00	0	0.00	0	0.00	456	0.00
HABILITATION SPECIALIST II	0	0.00	0	0.00	0	0.00	2,229	0.00
HABILITATION SPV	0	0.00	0	0.00	0	0.00	692	0.00
LICENSED PROFESSIONAL CNSLR II	0	0.00	0	0.00	0	0.00	1,211	0.00
LICENSED BEHAVIOR ANALYST	0	0.00	0	0.00	0	0.00	908	0.00
DEV DIS COMMUNITY WORKER II	0	0.00	0	0.00	0	0.00	2,011	0.00
DEV DIS COMMUNITY SPECIALIST	0	0.00	0	0.00	0	0.00	1,799	0.00
DEV DIS COMMUNITY PROG COORD	0	0.00	0	0.00	0	0.00	4,871	0.00
VENDOR SERVICES COOR MH	0	0.00	0	0.00	0	0.00	3,357	0.00
QUALITY ASSURANCE SPEC MH	0	0.00	0	0.00	0	0.00	5,282	0.00
CLIN CASEWORK PRACTITIONER I	0	0.00	0	0.00	0	0.00	529	0.00
FISCAL & ADMINISTRATIVE MGR B2	0	0.00	0	0.00	0	0.00	418	0.00
MENTAL HEALTH MGR B1	0	0.00	0	0.00	0	0.00	1,453	0.00
MENTAL HEALTH MGR B2	0	0.00	0	0.00	0	0.00	880	0.00
MISCELLANEOUS TECHNICAL	0	0.00	0	0.00	0	0.00	172	0.00

1/29/14 14:24

im\_didetail



**REPORT 10 - FY 2015 GOVERNOR RECOMMENDS**

**DECISION ITEM DETAIL**

Budget Unit	FY 2013	FY 2013	FY 2014	FY 2014	FY 2015	FY 2015	FY 2015	FY 2015
Decision Item	ACTUAL	ACTUAL	BUDGET	BUDGET	DEPT REQ	DEPT REQ	GOV REC	GOV REC
Budget Object Class	DOLLAR	FTE	DOLLAR	FTE	DOLLAR	FTE	DOLLAR	FTE
<b>KANSAS CITY RO</b>								
<b>Pay Plan FY15-COLA - 0000015</b>								
SPECIAL ASST OFFICIAL & ADMSTR	0	0.00	0	0.00	0	0.00	1,187	0.00
TOTAL - PS	0	0.00	0	0.00	0	0.00	43,180	0.00
<b>GRAND TOTAL</b>	<b>\$0</b>	<b>0.00</b>	<b>\$0</b>	<b>0.00</b>	<b>\$0</b>	<b>0.00</b>	<b>\$43,180</b>	<b>0.00</b>
GENERAL REVENUE	\$0	0.00	\$0	0.00	\$0	0.00	\$28,694	0.00
FEDERAL FUNDS	\$0	0.00	\$0	0.00	\$0	0.00	\$14,486	0.00
OTHER FUNDS	\$0	0.00	\$0	0.00	\$0	0.00	\$0	0.00

**REPORT 10 - FY 2015 GOVERNOR RECOMMENDS**

**DECISION ITEM DETAIL**

Budget Unit	FY 2013	FY 2013	FY 2014	FY 2014	FY 2015	FY 2015	FY 2015	FY 2015
Decision Item	ACTUAL	ACTUAL	BUDGET	BUDGET	DEPT REQ	DEPT REQ	GOV REC	GOV REC
Budget Object Class	DOLLAR	FTE	DOLLAR	FTE	DOLLAR	FTE	DOLLAR	FTE
<b>KIRKSVILLE RO</b>								
<b>Pay Plan FY15-COLA - 0000015</b>								
OFFICE SUPPORT ASST (STENO)	0	0.00	0	0.00	0	0.00	7	0.00
SR OFC SUPPORT ASST (STENO)	0	0.00	0	0.00	0	0.00	464	0.00
OFFICE SUPPORT ASST (KEYBRD)	0	0.00	0	0.00	0	0.00	777	0.00
ACCOUNTANT I	0	0.00	0	0.00	0	0.00	484	0.00
TRAINING TECH I	0	0.00	0	0.00	0	0.00	3	0.00
ASST CENTER DIR ADMIN	0	0.00	0	0.00	0	0.00	409	0.00
REGISTERED NURSE SENIOR	0	0.00	0	0.00	0	0.00	717	0.00
HABILITATION SPECIALIST I	0	0.00	0	0.00	0	0.00	882	0.00
HABILITATION SPECIALIST II	0	0.00	0	0.00	0	0.00	476	0.00
DEV DIS COMMUNITY WORKER II	0	0.00	0	0.00	0	0.00	2,682	0.00
DEV DIS COMMUNITY SPECIALIST	0	0.00	0	0.00	0	0.00	1,642	0.00
DEV DIS COMMUNITY PROG COORD	0	0.00	0	0.00	0	0.00	1,124	0.00
QUALITY ASSURANCE SPEC MH	0	0.00	0	0.00	0	0.00	600	0.00
MENTAL HEALTH MGR B1	0	0.00	0	0.00	0	0.00	706	0.00
MENTAL HEALTH MGR B2	0	0.00	0	0.00	0	0.00	774	0.00
MISCELLANEOUS TECHNICAL	0	0.00	0	0.00	0	0.00	193	0.00
SPECIAL ASST OFFICIAL & ADMSTR	0	0.00	0	0.00	0	0.00	1,135	0.00
<b>TOTAL - PS</b>	<b>0</b>	<b>0.00</b>	<b>0</b>	<b>0.00</b>	<b>0</b>	<b>0.00</b>	<b>13,075</b>	<b>0.00</b>
<b>GRAND TOTAL</b>	<b>\$0</b>	<b>0.00</b>	<b>\$0</b>	<b>0.00</b>	<b>\$0</b>	<b>0.00</b>	<b>\$13,075</b>	<b>0.00</b>
<b>GENERAL REVENUE</b>	<b>\$0</b>	<b>0.00</b>	<b>\$0</b>	<b>0.00</b>	<b>\$0</b>	<b>0.00</b>	<b>\$11,595</b>	<b>0.00</b>
<b>FEDERAL FUNDS</b>	<b>\$0</b>	<b>0.00</b>	<b>\$0</b>	<b>0.00</b>	<b>\$0</b>	<b>0.00</b>	<b>\$1,480</b>	<b>0.00</b>
<b>OTHER FUNDS</b>	<b>\$0</b>	<b>0.00</b>	<b>\$0</b>	<b>0.00</b>	<b>\$0</b>	<b>0.00</b>	<b>\$0</b>	<b>0.00</b>

**REPORT 10 - FY 2015 GOVERNOR RECOMMENDS**

**DECISION ITEM DETAIL**

Budget Unit	FY 2013	FY 2013	FY 2014	FY 2014	FY 2015	FY 2015	FY 2015	FY 2015
Decision Item	ACTUAL	ACTUAL	BUDGET	BUDGET	DEPT REQ	DEPT REQ	GOV REC	GOV REC
Budget Object Class	DOLLAR	FTE	DOLLAR	FTE	DOLLAR	FTE	DOLLAR	FTE
<b>POPLAR BLUFF RO</b>								
<b>Pay Plan FY15-COLA - 0000015</b>								
ADMIN OFFICE SUPPORT ASSISTANT	0	0.00	0	0.00	0	0.00	717	0.00
OFFICE SUPPORT ASST (KEYBRD)	0	0.00	0	0.00	0	0.00	784	0.00
ACCOUNTANT I	0	0.00	0	0.00	0	0.00	422	0.00
REIMBURSEMENT OFFICER I	0	0.00	0	0.00	0	0.00	615	0.00
PERSONNEL CLERK	0	0.00	0	0.00	0	0.00	194	0.00
REGISTERED NURSE SENIOR	0	0.00	0	0.00	0	0.00	797	0.00
BEHAVIOR INTERVENTION TECH DD	0	0.00	0	0.00	0	0.00	812	0.00
DEV DIS COMMUNITY WORKER II	0	0.00	0	0.00	0	0.00	1,906	0.00
DEV DIS COMMUNITY SPECIALIST	0	0.00	0	0.00	0	0.00	1,103	0.00
DEV DIS COMMUNITY PROG COORD	0	0.00	0	0.00	0	0.00	2,262	0.00
VENDOR SERVICES COOR MH	0	0.00	0	0.00	0	0.00	1,093	0.00
QUALITY ASSURANCE SPEC MH	0	0.00	0	0.00	0	0.00	1,230	0.00
FISCAL & ADMINISTRATIVE MGR B2	0	0.00	0	0.00	0	0.00	293	0.00
MENTAL HEALTH MGR B1	0	0.00	0	0.00	0	0.00	706	0.00
MENTAL HEALTH MGR B2	0	0.00	0	0.00	0	0.00	714	0.00
MISCELLANEOUS TECHNICAL	0	0.00	0	0.00	0	0.00	184	0.00
SPECIAL ASST OFFICIAL & ADMSTR	0	0.00	0	0.00	0	0.00	1,012	0.00
<b>TOTAL - PS</b>	<b>0</b>	<b>0.00</b>	<b>0</b>	<b>0.00</b>	<b>0</b>	<b>0.00</b>	<b>14,844</b>	<b>0.00</b>
<b>GRAND TOTAL</b>	<b>\$0</b>	<b>0.00</b>	<b>\$0</b>	<b>0.00</b>	<b>\$0</b>	<b>0.00</b>	<b>\$14,844</b>	<b>0.00</b>
<b>GENERAL REVENUE</b>	<b>\$0</b>	<b>0.00</b>	<b>\$0</b>	<b>0.00</b>	<b>\$0</b>	<b>0.00</b>	<b>\$13,203</b>	<b>0.00</b>
<b>FEDERAL FUNDS</b>	<b>\$0</b>	<b>0.00</b>	<b>\$0</b>	<b>0.00</b>	<b>\$0</b>	<b>0.00</b>	<b>\$1,641</b>	<b>0.00</b>
<b>OTHER FUNDS</b>	<b>\$0</b>	<b>0.00</b>	<b>\$0</b>	<b>0.00</b>	<b>\$0</b>	<b>0.00</b>	<b>\$0</b>	<b>0.00</b>

**REPORT 10 - FY 2015 GOVERNOR RECOMMENDS**

**DECISION ITEM DETAIL**

Budget Unit	FY 2013	FY 2013	FY 2014	FY 2014	FY 2015	FY 2015	FY 2015	FY 2015
Decision Item	ACTUAL	ACTUAL	BUDGET	BUDGET	DEPT REQ	DEPT REQ	GOV REC	GOV REC
Budget Object Class	DOLLAR	FTE	DOLLAR	FTE	DOLLAR	FTE	DOLLAR	FTE
<b>ROLLA RO</b>								
<b>Pay Plan FY15-COLA - 0000015</b>								
ADMIN OFFICE SUPPORT ASSISTANT	0	0.00	0	0.00	0	0.00	436	0.00
OFFICE SUPPORT ASST (KEYBRD)	0	0.00	0	0.00	0	0.00	624	0.00
SR OFC SUPPORT ASST (KEYBRD)	0	0.00	0	0.00	0	0.00	352	0.00
ACCOUNTANT I	0	0.00	0	0.00	0	0.00	1,000	0.00
ASST CENTER DIR ADMIN	0	0.00	0	0.00	0	0.00	401	0.00
REIMBURSEMENT OFFICER I	0	0.00	0	0.00	0	0.00	511	0.00
CUSTODIAL WORKER I	0	0.00	0	0.00	0	0.00	317	0.00
REGISTERED NURSE SENIOR	0	0.00	0	0.00	0	0.00	1,450	0.00
BEHAVIOR INTERVENTION TECH DD	0	0.00	0	0.00	0	0.00	454	0.00
HABILITATION SPECIALIST II	0	0.00	0	0.00	0	0.00	1,056	0.00
DEV DIS COMMUNITY WORKER II	0	0.00	0	0.00	0	0.00	3,187	0.00
DEV DIS COMMUNITY SPECIALIST	0	0.00	0	0.00	0	0.00	567	0.00
DEV DIS COMMUNITY PROG COORD	0	0.00	0	0.00	0	0.00	2,381	0.00
VENDOR SERVICES COOR MH	0	0.00	0	0.00	0	0.00	546	0.00
QUALITY ASSURANCE SPEC MH	0	0.00	0	0.00	0	0.00	1,139	0.00
MENTAL HEALTH MGR B1	0	0.00	0	0.00	0	0.00	1,465	0.00
MENTAL HEALTH MGR B2	0	0.00	0	0.00	0	0.00	775	0.00
MISCELLANEOUS TECHNICAL	0	0.00	0	0.00	0	0.00	162	0.00
SPECIAL ASST OFFICIAL & ADMSTR	0	0.00	0	0.00	0	0.00	1,131	0.00
<b>TOTAL - PS</b>	<b>0</b>	<b>0.00</b>	<b>0</b>	<b>0.00</b>	<b>0</b>	<b>0.00</b>	<b>17,954</b>	<b>0.00</b>
<b>GRAND TOTAL</b>	<b>\$0</b>	<b>0.00</b>	<b>\$0</b>	<b>0.00</b>	<b>\$0</b>	<b>0.00</b>	<b>\$17,954</b>	<b>0.00</b>
<b>GENERAL REVENUE</b>	<b>\$0</b>	<b>0.00</b>	<b>\$0</b>	<b>0.00</b>	<b>\$0</b>	<b>0.00</b>	<b>\$13,945</b>	<b>0.00</b>
<b>FEDERAL FUNDS</b>	<b>\$0</b>	<b>0.00</b>	<b>\$0</b>	<b>0.00</b>	<b>\$0</b>	<b>0.00</b>	<b>\$4,009</b>	<b>0.00</b>
<b>OTHER FUNDS</b>	<b>\$0</b>	<b>0.00</b>	<b>\$0</b>	<b>0.00</b>	<b>\$0</b>	<b>0.00</b>	<b>\$0</b>	<b>0.00</b>

1/29/14 14:24

im\_didetail

**REPORT 10 - FY 2015 GOVERNOR RECOMMENDS**

**DECISION ITEM DETAIL**

Budget Unit	FY 2013	FY 2013	FY 2014	FY 2014	FY 2015	FY 2015	FY 2015	FY 2015
Decision Item	ACTUAL	ACTUAL	BUDGET	BUDGET	DEPT REQ	DEPT REQ	GOV REC	GOV REC
Budget Object Class	DOLLAR	FTE	DOLLAR	FTE	DOLLAR	FTE	DOLLAR	FTE
<b>SIKESTON RO</b>								
<b>Pay Plan FY15-COLA - 0000015</b>								
ADMIN OFFICE SUPPORT ASSISTANT	0	0.00	0	0.00	0	0.00	107	0.00
OFFICE SUPPORT ASST (KEYBRD)	0	0.00	0	0.00	0	0.00	481	0.00
SR OFC SUPPORT ASST (KEYBRD)	0	0.00	0	0.00	0	0.00	727	0.00
ACCOUNT CLERK II	0	0.00	0	0.00	0	0.00	527	0.00
ACCOUNTANT I	0	0.00	0	0.00	0	0.00	873	0.00
ACCOUNTANT II	0	0.00	0	0.00	0	0.00	422	0.00
REIMBURSEMENT OFFICER I	0	0.00	0	0.00	0	0.00	408	0.00
PERSONNEL CLERK	0	0.00	0	0.00	0	0.00	454	0.00
CUSTODIAL WORKER II	0	0.00	0	0.00	0	0.00	298	0.00
REGISTERED NURSE SENIOR	0	0.00	0	0.00	0	0.00	1,595	0.00
HABILITATION SPECIALIST II	0	0.00	0	0.00	0	0.00	489	0.00
DEV DIS COMMUNITY WORKER II	0	0.00	0	0.00	0	0.00	1,623	0.00
DEV DIS COMMUNITY SPECIALIST	0	0.00	0	0.00	0	0.00	1,557	0.00
DEV DIS COMMUNITY PROG COORD	0	0.00	0	0.00	0	0.00	1,683	0.00
VENDOR SERVICES COOR MH	0	0.00	0	0.00	0	0.00	547	0.00
QUALITY ASSURANCE SPEC MH	0	0.00	0	0.00	0	0.00	1,131	0.00
FISCAL & ADMINISTRATIVE MGR B2	0	0.00	0	0.00	0	0.00	293	0.00
MENTAL HEALTH MGR B1	0	0.00	0	0.00	0	0.00	706	0.00
MENTAL HEALTH MGR B2	0	0.00	0	0.00	0	0.00	714	0.00
PROGRAM SPECIALIST	0	0.00	0	0.00	0	0.00	233	0.00
MISCELLANEOUS TECHNICAL	0	0.00	0	0.00	0	0.00	372	0.00
MISCELLANEOUS PROFESSIONAL	0	0.00	0	0.00	0	0.00	33	0.00
SPECIAL ASST OFFICIAL & ADMSTR	0	0.00	0	0.00	0	0.00	1,012	0.00
<b>TOTAL - PS</b>	<b>0</b>	<b>0.00</b>	<b>0</b>	<b>0.00</b>	<b>0</b>	<b>0.00</b>	<b>16,285</b>	<b>0.00</b>
<b>GRAND TOTAL</b>	<b>\$0</b>	<b>0.00</b>	<b>\$0</b>	<b>0.00</b>	<b>\$0</b>	<b>0.00</b>	<b>\$16,285</b>	<b>0.00</b>
<b>GENERAL REVENUE</b>	<b>\$0</b>	<b>0.00</b>	<b>\$0</b>	<b>0.00</b>	<b>\$0</b>	<b>0.00</b>	<b>\$14,688</b>	<b>0.00</b>
<b>FEDERAL FUNDS</b>	<b>\$0</b>	<b>0.00</b>	<b>\$0</b>	<b>0.00</b>	<b>\$0</b>	<b>0.00</b>	<b>\$1,597</b>	<b>0.00</b>
<b>OTHER FUNDS</b>	<b>\$0</b>	<b>0.00</b>	<b>\$0</b>	<b>0.00</b>	<b>\$0</b>	<b>0.00</b>	<b>\$0</b>	<b>0.00</b>

1/29/14 14:24

im\_didetail

**REPORT 10 - FY 2015 GOVERNOR RECOMMENDS**

**DECISION ITEM DETAIL**

Budget Unit	FY 2013	FY 2013	FY 2014	FY 2014	FY 2015	FY 2015	FY 2015	FY 2015
Decision Item	ACTUAL	ACTUAL	BUDGET	BUDGET	DEPT REQ	DEPT REQ	GOV REC	GOV REC
Budget Object Class	DOLLAR	FTE	DOLLAR	FTE	DOLLAR	FTE	DOLLAR	FTE
<b>SPRINGFIELD RO</b>								
<b>Pay Plan FY15-COLA - 0000015</b>								
OFFICE SUPPORT ASST (CLERICAL)	0	0.00	0	0.00	0	0.00	540	0.00
ADMIN OFFICE SUPPORT ASSISTANT	0	0.00	0	0.00	0	0.00	468	0.00
OFFICE SUPPORT ASST (KEYBRD)	0	0.00	0	0.00	0	0.00	1,403	0.00
SR OFC SUPPORT ASST (KEYBRD)	0	0.00	0	0.00	0	0.00	356	0.00
ACCOUNT CLERK II	0	0.00	0	0.00	0	0.00	369	0.00
ACCOUNTANT I	0	0.00	0	0.00	0	0.00	1,004	0.00
ACCOUNTANT II	0	0.00	0	0.00	0	0.00	550	0.00
TRAINING TECH II	0	0.00	0	0.00	0	0.00	3	0.00
ASST CENTER DIR ADMIN	0	0.00	0	0.00	0	0.00	401	0.00
HEALTH INFORMATION TECH II	0	0.00	0	0.00	0	0.00	3	0.00
REIMBURSEMENT OFFICER I	0	0.00	0	0.00	0	0.00	851	0.00
PERSONNEL CLERK	0	0.00	0	0.00	0	0.00	429	0.00
CUSTODIAL WORKER II	0	0.00	0	0.00	0	0.00	330	0.00
REGISTERED NURSE	0	0.00	0	0.00	0	0.00	672	0.00
REGISTERED NURSE SENIOR	0	0.00	0	0.00	0	0.00	1,543	0.00
HABILITATION SPECIALIST I	0	0.00	0	0.00	0	0.00	1,205	0.00
HABILITATION SPECIALIST II	0	0.00	0	0.00	0	0.00	500	0.00
DEV DIS COMMUNITY WORKER I	0	0.00	0	0.00	0	0.00	441	0.00
DEV DIS COMMUNITY WORKER II	0	0.00	0	0.00	0	0.00	2,218	0.00
DEV DIS COMMUNITY SPECIALIST	0	0.00	0	0.00	0	0.00	1,673	0.00
DEV DIS COMMUNITY PROG COORD	0	0.00	0	0.00	0	0.00	2,208	0.00
VENDOR SERVICES COOR MH	0	0.00	0	0.00	0	0.00	1,114	0.00
QUALITY ASSURANCE SPEC MH	0	0.00	0	0.00	0	0.00	546	0.00
MENTAL HEALTH MGR B1	0	0.00	0	0.00	0	0.00	706	0.00
MENTAL HEALTH MGR B2	0	0.00	0	0.00	0	0.00	1,545	0.00
MISCELLANEOUS TECHNICAL	0	0.00	0	0.00	0	0.00	184	0.00

1/29/14 14:24

im\_didetail

**REPORT 10 - FY 2015 GOVERNOR RECOMMENDS**

**DECISION ITEM DETAIL**

Budget Unit	FY 2013	FY 2013	FY 2014	FY 2014	FY 2015	FY 2015	FY 2015	FY 2015
Decision Item	ACTUAL	ACTUAL	BUDGET	BUDGET	DEPT REQ	DEPT REQ	GOV REC	GOV REC
Budget Object Class	DOLLAR	FTE	DOLLAR	FTE	DOLLAR	FTE	DOLLAR	FTE
<b>SPRINGFIELD RO</b>								
<b>Pay Plan FY15-COLA - 0000015</b>								
SPECIALASST OFFICIAL & ADMSTR	0	0.00	0	0.00	0	0.00	1,131	0.00
<b>TOTAL - PS</b>	<b>0</b>	<b>0.00</b>	<b>0</b>	<b>0.00</b>	<b>0</b>	<b>0.00</b>	<b>22,393</b>	<b>0.00</b>
<b>GRAND TOTAL</b>	<b>\$0</b>	<b>0.00</b>	<b>\$0</b>	<b>0.00</b>	<b>\$0</b>	<b>0.00</b>	<b>\$22,393</b>	<b>0.00</b>
GENERAL REVENUE	\$0	0.00	\$0	0.00	\$0	0.00	\$18,925	0.00
FEDERAL FUNDS	\$0	0.00	\$0	0.00	\$0	0.00	\$3,468	0.00
OTHER FUNDS	\$0	0.00	\$0	0.00	\$0	0.00	\$0	0.00

# REPORT 10 - FY 2015 GOVERNOR RECOMMENDS

## DECISION ITEM DETAIL

Budget Unit	FY 2013	FY 2013	FY 2014	FY 2014	FY 2015	FY 2015	FY 2015	FY 2015
Decision Item	ACTUAL	ACTUAL	BUDGET	BUDGET	DEPT REQ	DEPT REQ	GOV REC	GOV REC
Budget Object Class	DOLLAR	FTE	DOLLAR	FTE	DOLLAR	FTE	DOLLAR	FTE
<b>ST LOUIS RO</b>								
<b>Pay Plan FY15-COLA - 0000015</b>								
OFFICE SUPPORT ASST (CLERICAL)	0	0.00	0	0.00	0	0.00	320	0.00
ADMIN OFFICE SUPPORT ASSISTANT	0	0.00	0	0.00	0	0.00	904	0.00
OFFICE SUPPORT ASST (KEYBRD)	0	0.00	0	0.00	0	0.00	6,690	0.00
SR OFC SUPPORT ASST (KEYBRD)	0	0.00	0	0.00	0	0.00	2,501	0.00
ACCOUNT CLERK I	0	0.00	0	0.00	0	0.00	3	0.00
ACCOUNT CLERK II	0	0.00	0	0.00	0	0.00	2,938	0.00
ACCOUNTANT I	0	0.00	0	0.00	0	0.00	915	0.00
ACCOUNTANT II	0	0.00	0	0.00	0	0.00	1,022	0.00
PERSONNEL OFCR I	0	0.00	0	0.00	0	0.00	615	0.00
MANAGEMENT ANALYSIS SPEC I	0	0.00	0	0.00	0	0.00	562	0.00
HEALTH INFORMATION ADMIN I	0	0.00	0	0.00	0	0.00	3	0.00
REIMBURSEMENT OFFICER I	0	0.00	0	0.00	0	0.00	1,317	0.00
REIMBURSEMENT OFFICER II	0	0.00	0	0.00	0	0.00	459	0.00
PERSONNEL CLERK	0	0.00	0	0.00	0	0.00	383	0.00
REGISTERED NURSE SENIOR	0	0.00	0	0.00	0	0.00	6,219	0.00
BEHAVIOR INTERVENTION TECH DD	0	0.00	0	0.00	0	0.00	2,373	0.00
ASSOC PSYCHOLOGIST II	0	0.00	0	0.00	0	0.00	652	0.00
PSYCHOLOGIST I	0	0.00	0	0.00	0	0.00	928	0.00
PSYCHOLOGIST II	0	0.00	0	0.00	0	0.00	3	0.00
HABILITATION SPECIALIST II	0	0.00	0	0.00	0	0.00	2,322	0.00
HABILITATION SPV	0	0.00	0	0.00	0	0.00	1,034	0.00
DEV DIS COMMUNITY WORKER I	0	0.00	0	0.00	0	0.00	633	0.00
DEV DIS COMMUNITY WORKER II	0	0.00	0	0.00	0	0.00	4,912	0.00
DEV DIS COMMUNITY SPECIALIST	0	0.00	0	0.00	0	0.00	4,453	0.00
DEV DIS COMMUNITY PROG COORD	0	0.00	0	0.00	0	0.00	3,342	0.00
VENDOR SERVICES COOR MH	0	0.00	0	0.00	0	0.00	2,204	0.00
QUALITY ASSURANCE SPEC MH	0	0.00	0	0.00	0	0.00	4,052	0.00
CLIN CASEWORK PRACTITIONER II	0	0.00	0	0.00	0	0.00	3	0.00
FISCAL & ADMINISTRATIVE MGR B2	0	0.00	0	0.00	0	0.00	880	0.00
MENTAL HEALTH MGR B1	0	0.00	0	0.00	0	0.00	2,198	0.00
MENTAL HEALTH MGR B2	0	0.00	0	0.00	0	0.00	2,456	0.00
MISCELLANEOUS TECHNICAL	0	0.00	0	0.00	0	0.00	502	0.00

1/29/14 14:24

im\_didetail



**REPORT 10 - FY 2015 GOVERNOR RECOMMENDS**

**DECISION ITEM DETAIL**

Budget Unit	FY 2013	FY 2013	FY 2014	FY 2014	FY 2015	FY 2015	FY 2015	FY 2015
Decision Item	ACTUAL	ACTUAL	BUDGET	BUDGET	DEPT REQ	DEPT REQ	GOV REC	GOV REC
Budget Object Class	DOLLAR	FTE	DOLLAR	FTE	DOLLAR	FTE	DOLLAR	FTE
<b>ST LOUIS RO</b>								
<b>Pay Plan FY15-COLA - 0000015</b>								
MISCELLANEOUS PROFESSIONAL	0	0.00	0	0.00	0	0.00	1,125	0.00
SPECIAL ASST OFFICIAL & ADMSTR	0	0.00	0	0.00	0	0.00	2,379	0.00
<b>TOTAL - PS</b>	<b>0</b>	<b>0.00</b>	<b>0</b>	<b>0.00</b>	<b>0</b>	<b>0.00</b>	<b>61,302</b>	<b>0.00</b>
<b>GRAND TOTAL</b>	<b>\$0</b>	<b>0.00</b>	<b>\$0</b>	<b>0.00</b>	<b>\$0</b>	<b>0.00</b>	<b>\$61,302</b>	<b>0.00</b>
GENERAL REVENUE	\$0	0.00	\$0	0.00	\$0	0.00	\$48,825	0.00
FEDERAL FUNDS	\$0	0.00	\$0	0.00	\$0	0.00	\$12,477	0.00
OTHER FUNDS	\$0	0.00	\$0	0.00	\$0	0.00	\$0	0.00

**REPORT 10 - FY 2015 GOVERNOR RECOMMENDS**

**DECISION ITEM DETAIL**

Budget Unit	FY 2013	FY 2013	FY 2014	FY 2014	FY 2015	FY 2015	FY 2015	FY 2015
Decision Item	ACTUAL	ACTUAL	BUDGET	BUDGET	DEPT REQ	DEPT REQ	GOV REC	GOV REC
Budget Object Class	DOLLAR	FTE	DOLLAR	FTE	DOLLAR	FTE	DOLLAR	FTE
<b>BELLEFONTAINE HC</b>								
<b>Pay Plan FY15-COLA - 0000015</b>								
OFFICE SUPPORT ASST (CLERICAL)	0	0.00	0	0.00	0	0.00	1,104	0.00
OFFICE SUPPORT ASST (KEYBRD)	0	0.00	0	0.00	0	0.00	1,177	0.00
SR OFC SUPPORT ASST (KEYBRD)	0	0.00	0	0.00	0	0.00	1,987	0.00
STORES CLERK	0	0.00	0	0.00	0	0.00	294	0.00
STOREKEEPER I	0	0.00	0	0.00	0	0.00	357	0.00
STOREKEEPER II	0	0.00	0	0.00	0	0.00	476	0.00
ACCOUNT CLERK II	0	0.00	0	0.00	0	0.00	1,672	0.00
ACCOUNTANT I	0	0.00	0	0.00	0	0.00	490	0.00
ACCOUNTANT II	0	0.00	0	0.00	0	0.00	603	0.00
PERSONNEL OFCR I	0	0.00	0	0.00	0	0.00	620	0.00
PERSONNEL OFCR II	0	0.00	0	0.00	0	0.00	3	0.00
PERSONNEL ANAL I	0	0.00	0	0.00	0	0.00	486	0.00
PERSONNEL ANAL II	0	0.00	0	0.00	0	0.00	3	0.00
TRAINING TECH II	0	0.00	0	0.00	0	0.00	1,442	0.00
EXECUTIVE I	0	0.00	0	0.00	0	0.00	550	0.00
REIMBURSEMENT OFFICER II	0	0.00	0	0.00	0	0.00	407	0.00
PERSONNEL CLERK	0	0.00	0	0.00	0	0.00	388	0.00
SECURITY OFCR I	0	0.00	0	0.00	0	0.00	703	0.00
SECURITY OFCR II	0	0.00	0	0.00	0	0.00	803	0.00
SECURITY OFCR III	0	0.00	0	0.00	0	0.00	493	0.00
CUSTODIAL WORKER I	0	0.00	0	0.00	0	0.00	1,804	0.00
CUSTODIAL WORKER II	0	0.00	0	0.00	0	0.00	3	0.00
CUSTODIAL WORK SPV	0	0.00	0	0.00	0	0.00	1,072	0.00
COOK I	0	0.00	0	0.00	0	0.00	1,223	0.00
COOK III	0	0.00	0	0.00	0	0.00	388	0.00
FOOD SERVICE MGR I	0	0.00	0	0.00	0	0.00	534	0.00
DINING ROOM SPV	0	0.00	0	0.00	0	0.00	650	0.00
FOOD SERVICE HELPER I	0	0.00	0	0.00	0	0.00	4,614	0.00
FOOD SERVICE HELPER II	0	0.00	0	0.00	0	0.00	311	0.00
DIETITIAN II	0	0.00	0	0.00	0	0.00	348	0.00
DIETITIAN III	0	0.00	0	0.00	0	0.00	639	0.00
LPN II GEN	0	0.00	0	0.00	0	0.00	6,889	0.00

1/29/14 14:24

im\_didetail

**REPORT 10 - FY 2015 GOVERNOR RECOMMENDS**

**DECISION ITEM DETAIL**

Budget Unit	FY 2013	FY 2013	FY 2014	FY 2014	FY 2015	FY 2015	FY 2015	FY 2015
Decision Item	ACTUAL	ACTUAL	BUDGET	BUDGET	DEPT REQ	DEPT REQ	GOV REC	GOV REC
Budget Object Class	DOLLAR	FTE	DOLLAR	FTE	DOLLAR	FTE	DOLLAR	FTE
<b>BELLEFONTAINE HC</b>								
<b>Pay Plan FY15-COLA - 0000015</b>								
REGISTERED NURSE SENIOR	0	0.00	0	0.00	0	0.00	750	0.00
REGISTERED NURSE - CLIN OPERS	0	0.00	0	0.00	0	0.00	499	0.00
REGISTERED NURSE SUPERVISOR	0	0.00	0	0.00	0	0.00	8,361	0.00
DEVELOPMENTAL ASST I	0	0.00	0	0.00	0	0.00	99,585	0.00
DEVELOPMENTAL ASST II	0	0.00	0	0.00	0	0.00	21,885	0.00
DEVELOPMENTAL ASST III	0	0.00	0	0.00	0	0.00	7,037	0.00
ASSOC PSYCHOLOGIST II	0	0.00	0	0.00	0	0.00	754	0.00
PSYCHOLOGIST I	0	0.00	0	0.00	0	0.00	931	0.00
PSYCHOLOGIST II	0	0.00	0	0.00	0	0.00	47	0.00
HABILITATION SPECIALIST II	0	0.00	0	0.00	0	0.00	4,490	0.00
HABILITATION PROGRAM MGR	0	0.00	0	0.00	0	0.00	645	0.00
ACTIVITY AIDE II	0	0.00	0	0.00	0	0.00	1,571	0.00
ACTIVITY AIDE III	0	0.00	0	0.00	0	0.00	409	0.00
OCCUPATIONAL THERAPY ASST	0	0.00	0	0.00	0	0.00	494	0.00
PHYSICAL THERAPY TECH	0	0.00	0	0.00	0	0.00	502	0.00
PHYSICAL THER II	0	0.00	0	0.00	0	0.00	908	0.00
PHYSICAL THER III	0	0.00	0	0.00	0	0.00	969	0.00
LICENSED BEHAVIOR ANALYST	0	0.00	0	0.00	0	0.00	2,396	0.00
RECREATIONAL THER III	0	0.00	0	0.00	0	0.00	724	0.00
SPEECH-LANGUAGE PATHOLOGIST	0	0.00	0	0.00	0	0.00	786	0.00
UNIT PROGRAM SPV MH	0	0.00	0	0.00	0	0.00	3,141	0.00
QUALITY ASSURANCE SPEC MH	0	0.00	0	0.00	0	0.00	754	0.00
CLINICAL SOCIAL WORK SPEC	0	0.00	0	0.00	0	0.00	639	0.00
FIRE & SAFETY SPEC	0	0.00	0	0.00	0	0.00	285	0.00
FISCAL & ADMINISTRATIVE MGR B3	0	0.00	0	0.00	0	0.00	616	0.00
HUMAN RESOURCES MGR B2	0	0.00	0	0.00	0	0.00	233	0.00
NUTRITION/DIETARY SVCS MGR B1	0	0.00	0	0.00	0	0.00	879	0.00
MENTAL HEALTH MGR B1	0	0.00	0	0.00	0	0.00	1,763	0.00
MENTAL HEALTH MGR B2	0	0.00	0	0.00	0	0.00	969	0.00
MENTAL HEALTH MGR B3	0	0.00	0	0.00	0	0.00	1,161	0.00
REGISTERED NURSE MANAGER B2	0	0.00	0	0.00	0	0.00	1,090	0.00
INSTITUTION SUPERINTENDENT	0	0.00	0	0.00	0	0.00	1,229	0.00

1/29/14 14:24

im\_didetail

**REPORT 10 - FY 2015 GOVERNOR RECOMMENDS**

**DECISION ITEM DETAIL**

Budget Unit	FY 2013	FY 2013	FY 2014	FY 2014	FY 2015	FY 2015	FY 2015	FY 2015
Decision Item	ACTUAL	ACTUAL	BUDGET	BUDGET	DEPT REQ	DEPT REQ	GOV REC	GOV REC
Budget Object Class	DOLLAR	FTE	DOLLAR	FTE	DOLLAR	FTE	DOLLAR	FTE
<b>BELLEFONTAINE HC</b>								
<b>Pay Plan FY15-COLA - 0000015</b>								
OFFICE WORKER MISCELLANEOUS	0	0.00	0	0.00	0	0.00	515	0.00
FISCAL CONSULTANT	0	0.00	0	0.00	0	0.00	217	0.00
MISCELLANEOUS PROFESSIONAL	0	0.00	0	0.00	0	0.00	379	0.00
STAFF PHYSICIAN	0	0.00	0	0.00	0	0.00	1,433	0.00
STAFF PHYSICIAN SPECIALIST	0	0.00	0	0.00	0	0.00	2,843	0.00
SPECIAL ASST OFFICE & CLERICAL	0	0.00	0	0.00	0	0.00	674	0.00
PHARMACIST	0	0.00	0	0.00	0	0.00	162	0.00
<b>TOTAL - PS</b>	<b>0</b>	<b>0.00</b>	<b>0</b>	<b>0.00</b>	<b>0</b>	<b>0.00</b>	<b>205,258</b>	<b>0.00</b>
<b>GRAND TOTAL</b>	<b>\$0</b>	<b>0.00</b>	<b>\$0</b>	<b>0.00</b>	<b>\$0</b>	<b>0.00</b>	<b>\$205,258</b>	<b>0.00</b>
<b>GENERAL REVENUE</b>	<b>\$0</b>	<b>0.00</b>	<b>\$0</b>	<b>0.00</b>	<b>\$0</b>	<b>0.00</b>	<b>\$81,605</b>	<b>0.00</b>
<b>FEDERAL FUNDS</b>	<b>\$0</b>	<b>0.00</b>	<b>\$0</b>	<b>0.00</b>	<b>\$0</b>	<b>0.00</b>	<b>\$123,653</b>	<b>0.00</b>
<b>OTHER FUNDS</b>	<b>\$0</b>	<b>0.00</b>	<b>\$0</b>	<b>0.00</b>	<b>\$0</b>	<b>0.00</b>	<b>\$0</b>	<b>0.00</b>

**REPORT 10 - FY 2015 GOVERNOR RECOMMENDS**

**DECISION ITEM DETAIL**

Budget Unit	FY 2013	FY 2013	FY 2014	FY 2014	FY 2015	FY 2015	FY 2015	FY 2015
Decision Item	ACTUAL	ACTUAL	BUDGET	BUDGET	DEPT REQ	DEPT REQ	GOV REC	GOV REC
Budget Object Class	DOLLAR	FTE	DOLLAR	FTE	DOLLAR	FTE	DOLLAR	FTE
<b>BELLEFONTAINE HC OVERTIME</b>								
<b>Pay Plan FY15-COLA - 0000015</b>								
OTHER	0	0.00	0	0.00	0	0.00	13,001	0.00
TOTAL - PS	0	0.00	0	0.00	0	0.00	13,001	0.00
<b>GRAND TOTAL</b>	<b>\$0</b>	<b>0.00</b>	<b>\$0</b>	<b>0.00</b>	<b>\$0</b>	<b>0.00</b>	<b>\$13,001</b>	<b>0.00</b>
GENERAL REVENUE	\$0	0.00	\$0	0.00	\$0	0.00	\$12,466	0.00
FEDERAL FUNDS	\$0	0.00	\$0	0.00	\$0	0.00	\$535	0.00
OTHER FUNDS	\$0	0.00	\$0	0.00	\$0	0.00	\$0	0.00

**REPORT 10 - FY 2015 GOVERNOR RECOMMENDS**

**DECISION ITEM DETAIL**

Budget Unit	FY 2013	FY 2013	FY 2014	FY 2014	FY 2015	FY 2015	FY 2015	FY 2015
Decision Item	ACTUAL	ACTUAL	BUDGET	BUDGET	DEPT REQ	DEPT REQ	GOV REC	GOV REC
Budget Object Class	DOLLAR	FTE	DOLLAR	FTE	DOLLAR	FTE	DOLLAR	FTE
<b>HIGGINSVILLE HC</b>								
<b>Pay Plan FY15-COLA - 0000015</b>								
OFFICE SUPPORT ASST (CLERICAL)	0	0.00	0	0.00	0	0.00	648	0.00
ADMIN OFFICE SUPPORT ASSISTANT	0	0.00	0	0.00	0	0.00	485	0.00
OFFICE SUPPORT ASST (STENO)	0	0.00	0	0.00	0	0.00	1,107	0.00
OFFICE SUPPORT ASST (KEYBRD)	0	0.00	0	0.00	0	0.00	673	0.00
SR OFC SUPPORT ASST (KEYBRD)	0	0.00	0	0.00	0	0.00	2,147	0.00
STORES CLERK	0	0.00	0	0.00	0	0.00	316	0.00
ACCOUNT CLERK II	0	0.00	0	0.00	0	0.00	1,056	0.00
PERSONNEL OFCR II	0	0.00	0	0.00	0	0.00	655	0.00
PERSONNEL ANAL I	0	0.00	0	0.00	0	0.00	422	0.00
TRAINING TECH I	0	0.00	0	0.00	0	0.00	550	0.00
EXECUTIVE I	0	0.00	0	0.00	0	0.00	422	0.00
REIMBURSEMENT OFFICER I	0	0.00	0	0.00	0	0.00	408	0.00
PERSONNEL CLERK	0	0.00	0	0.00	0	0.00	402	0.00
CUSTODIAL WORKER I	0	0.00	0	0.00	0	0.00	2,141	0.00
LAUNDRY WORKER I	0	0.00	0	0.00	0	0.00	918	0.00
COOK I	0	0.00	0	0.00	0	0.00	1,214	0.00
FOOD SERVICE MGR I	0	0.00	0	0.00	0	0.00	437	0.00
DINING ROOM SPV	0	0.00	0	0.00	0	0.00	325	0.00
FOOD SERVICE HELPER I	0	0.00	0	0.00	0	0.00	2,080	0.00
LPN II GEN	0	0.00	0	0.00	0	0.00	4,229	0.00
HLTH CARE PRACTNR(APRN)(PA)	0	0.00	0	0.00	0	0.00	968	0.00
REGISTERED NURSE	0	0.00	0	0.00	0	0.00	558	0.00
REGISTERED NURSE SENIOR	0	0.00	0	0.00	0	0.00	1,381	0.00
REGISTERED NURSE - CLIN OPERS	0	0.00	0	0.00	0	0.00	800	0.00
REGISTERED NURSE SUPERVISOR	0	0.00	0	0.00	0	0.00	3,973	0.00
DEVELOPMENTAL ASST I	0	0.00	0	0.00	0	0.00	100,963	0.00
DEVELOPMENTAL ASST II	0	0.00	0	0.00	0	0.00	10,533	0.00
DEVELOPMENTAL ASST III	0	0.00	0	0.00	0	0.00	4,917	0.00
ASSOC PSYCHOLOGIST II	0	0.00	0	0.00	0	0.00	1,338	0.00
PSYCHOLOGIST I	0	0.00	0	0.00	0	0.00	3	0.00
HABILITATION SPECIALIST I	0	0.00	0	0.00	0	0.00	479	0.00
HABILITATION SPECIALIST II	0	0.00	0	0.00	0	0.00	14,480	0.00

1/29/14 14:24

im\_didetail

**REPORT 10 - FY 2015 GOVERNOR RECOMMENDS**

**DECISION ITEM DETAIL**

Budget Unit	FY 2013	FY 2013	FY 2014	FY 2014	FY 2015	FY 2015	FY 2015	FY 2015
Decision Item	ACTUAL	ACTUAL	BUDGET	BUDGET	DEPT REQ	DEPT REQ	GOV REC	GOV REC
Budget Object Class	DOLLAR	FTE	DOLLAR	FTE	DOLLAR	FTE	DOLLAR	FTE
<b>HIGGINSVILLE HC</b>								
<b>Pay Plan FY15-COLA - 0000015</b>								
HABILITATION PROGRAM MGR	0	0.00	0	0.00	0	0.00	628	0.00
ACTIVITY AIDE II	0	0.00	0	0.00	0	0.00	1,390	0.00
PHYSICAL THERAPIST ASST	0	0.00	0	0.00	0	0.00	541	0.00
LICENSED BEHAVIOR ANALYST	0	0.00	0	0.00	0	0.00	854	0.00
SPEECH-LANGUAGE PATHOLOGIST	0	0.00	0	0.00	0	0.00	786	0.00
UNIT PROGRAM SPV MH	0	0.00	0	0.00	0	0.00	671	0.00
STAFF DEVELOPMENT OFCR MH	0	0.00	0	0.00	0	0.00	755	0.00
QUALITY ASSURANCE SPEC MH	0	0.00	0	0.00	0	0.00	550	0.00
CLIN CASEWORK PRACTITIONER II	0	0.00	0	0.00	0	0.00	540	0.00
LABORER I	0	0.00	0	0.00	0	0.00	290	0.00
MOTOR VEHICLE MECHANIC	0	0.00	0	0.00	0	0.00	530	0.00
FISCAL & ADMINISTRATIVE MGR B1	0	0.00	0	0.00	0	0.00	755	0.00
NUTRITION/DIETARY SVCS MGR B1	0	0.00	0	0.00	0	0.00	725	0.00
MENTAL HEALTH MGR B1	0	0.00	0	0.00	0	0.00	2,265	0.00
MENTAL HEALTH MGR B2	0	0.00	0	0.00	0	0.00	1,688	0.00
REGISTERED NURSE MANAGER B1	0	0.00	0	0.00	0	0.00	884	0.00
INSTITUTION SUPERINTENDENT	0	0.00	0	0.00	0	0.00	1,056	0.00
CLIENT/PATIENT WORKER	0	0.00	0	0.00	0	0.00	121	0.00
RECEPTIONIST	0	0.00	0	0.00	0	0.00	470	0.00
MISCELLANEOUS TECHNICAL	0	0.00	0	0.00	0	0.00	168	0.00
DOMESTIC SERVICE WORKER	0	0.00	0	0.00	0	0.00	148	0.00
CONSULTING PHYSICIAN	0	0.00	0	0.00	0	0.00	387	0.00
SPECIAL ASST PROFESSIONAL	0	0.00	0	0.00	0	0.00	1,107	0.00
DIRECT CARE AIDE	0	0.00	0	0.00	0	0.00	477	0.00
LICENSED PRACTICAL NURSE	0	0.00	0	0.00	0	0.00	235	0.00
THERAPIST	0	0.00	0	0.00	0	0.00	704	0.00

**REPORT 10 - FY 2015 GOVERNOR RECOMMENDS**

**DECISION ITEM DETAIL**

Budget Unit	FY 2013	FY 2013	FY 2014	FY 2014	FY 2015	FY 2015	FY 2015	FY 2015
Decision Item	ACTUAL	ACTUAL	BUDGET	BUDGET	DEPT REQ	DEPT REQ	GOV REC	GOV REC
Budget Object Class	DOLLAR	FTE	DOLLAR	FTE	DOLLAR	FTE	DOLLAR	FTE
<b>HIGGINSVILLE HC</b>								
<b>Pay Plan FY15-COLA - 0000015</b>								
THERAPY CONSULTANT	0	0.00	0	0.00	0	0.00	436	0.00
<b>TOTAL - PS</b>	<b>0</b>	<b>0.00</b>	<b>0</b>	<b>0.00</b>	<b>0</b>	<b>0.00</b>	<b>180,189</b>	<b>0.00</b>
<b>GRAND TOTAL</b>	<b>\$0</b>	<b>0.00</b>	<b>\$0</b>	<b>0.00</b>	<b>\$0</b>	<b>0.00</b>	<b>\$180,189</b>	<b>0.00</b>
GENERAL REVENUE	\$0	0.00	\$0	0.00	\$0	0.00	\$63,708	0.00
FEDERAL FUNDS	\$0	0.00	\$0	0.00	\$0	0.00	\$116,481	0.00
OTHER FUNDS	\$0	0.00	\$0	0.00	\$0	0.00	\$0	0.00



**REPORT 10 - FY 2015 GOVERNOR RECOMMENDS**

**DECISION ITEM DETAIL**

Budget Unit	FY 2013	FY 2013	FY 2014	FY 2014	FY 2015	FY 2015	FY 2015	FY 2015
Decision Item	ACTUAL	ACTUAL	BUDGET	BUDGET	DEPT REQ	DEPT REQ	GOV REC	GOV REC
Budget Object Class	DOLLAR	FTE	DOLLAR	FTE	DOLLAR	FTE	DOLLAR	FTE
<b>HIGGINSVILLE HC OVERTIME</b>								
<b>Pay Plan FY15-COLA - 0000015</b>								
OTHER	0	0.00	0	0.00	0	0.00	6,608	0.00
<b>TOTAL - PS</b>	<b>0</b>	<b>0.00</b>	<b>0</b>	<b>0.00</b>	<b>0</b>	<b>0.00</b>	<b>6,608</b>	<b>0.00</b>
<b>GRAND TOTAL</b>	<b>\$0</b>	<b>0.00</b>	<b>\$0</b>	<b>0.00</b>	<b>\$0</b>	<b>0.00</b>	<b>\$6,608</b>	<b>0.00</b>
GENERAL REVENUE	\$0	0.00	\$0	0.00	\$0	0.00	\$5,332	0.00
FEDERAL FUNDS	\$0	0.00	\$0	0.00	\$0	0.00	\$1,276	0.00
OTHER FUNDS	\$0	0.00	\$0	0.00	\$0	0.00	\$0	0.00

**REPORT 10 - FY 2015 GOVERNOR RECOMMENDS**

**DECISION ITEM DETAIL**

Budget Unit	FY 2013	FY 2013	FY 2014	FY 2014	FY 2015	FY 2015	FY 2015	FY 2015
Decision Item	ACTUAL	ACTUAL	BUDGET	BUDGET	DEPT REQ	DEPT REQ	GOV REC	GOV REC
Budget Object Class	DOLLAR	FTE	DOLLAR	FTE	DOLLAR	FTE	DOLLAR	FTE
<b>MARSHALL HC</b>								
<b>Pay Plan FY15-COLA - 0000015</b>								
OFFICE SUPPORT ASST (CLERICAL)	0	0.00	0	0.00	0	0.00	1,255	0.00
ADMIN OFFICE SUPPORT ASSISTANT	0	0.00	0	0.00	0	0.00	460	0.00
OFFICE SUPPORT ASST (STENO)	0	0.00	0	0.00	0	0.00	3	0.00
SR OFC SUPPORT ASST (STENO)	0	0.00	0	0.00	0	0.00	428	0.00
OFFICE SUPPORT ASST (KEYBRD)	0	0.00	0	0.00	0	0.00	2,697	0.00
SR OFC SUPPORT ASST (KEYBRD)	0	0.00	0	0.00	0	0.00	2,559	0.00
STORES CLERK	0	0.00	0	0.00	0	0.00	331	0.00
STOREKEEPER I	0	0.00	0	0.00	0	0.00	407	0.00
SUPPLY MANAGER II	0	0.00	0	0.00	0	0.00	476	0.00
ACCOUNT CLERK II	0	0.00	0	0.00	0	0.00	733	0.00
ACCOUNTANT II	0	0.00	0	0.00	0	0.00	652	0.00
PERSONNEL OFCR II	0	0.00	0	0.00	0	0.00	740	0.00
PERSONNEL ANAL I	0	0.00	0	0.00	0	0.00	469	0.00
PERSONNEL ANAL II	0	0.00	0	0.00	0	0.00	3	0.00
TRAINING TECH II	0	0.00	0	0.00	0	0.00	592	0.00
REIMBURSEMENT OFFICER II	0	0.00	0	0.00	0	0.00	460	0.00
PERSONNEL CLERK	0	0.00	0	0.00	0	0.00	452	0.00
SECURITY OFCR I	0	0.00	0	0.00	0	0.00	728	0.00
CUSTODIAL WORKER I	0	0.00	0	0.00	0	0.00	879	0.00
CUSTODIAL WORK SPV	0	0.00	0	0.00	0	0.00	331	0.00
DIETITIAN III	0	0.00	0	0.00	0	0.00	3	0.00
EDUCATION ASST II	0	0.00	0	0.00	0	0.00	389	0.00
DENTAL ASST	0	0.00	0	0.00	0	0.00	343	0.00
DENTIST III	0	0.00	0	0.00	0	0.00	3	0.00
MEDICAL TECHNOLOGIST II	0	0.00	0	0.00	0	0.00	571	0.00
PHYSICIAN	0	0.00	0	0.00	0	0.00	7	0.00
LPN I GEN	0	0.00	0	0.00	0	0.00	391	0.00
LPN II GEN	0	0.00	0	0.00	0	0.00	7,760	0.00
REGISTERED NURSE	0	0.00	0	0.00	0	0.00	7	0.00
REGISTERED NURSE SENIOR	0	0.00	0	0.00	0	0.00	2,867	0.00
REGISTERED NURSE - CLIN OPERS	0	0.00	0	0.00	0	0.00	1,747	0.00
REGISTERED NURSE SUPERVISOR	0	0.00	0	0.00	0	0.00	4,113	0.00

1/29/14 14:24

im\_didetail

**REPORT 10 - FY 2015 GOVERNOR RECOMMENDS**

**DECISION ITEM DETAIL**

Budget Unit	FY 2013	FY 2013	FY 2014	FY 2014	FY 2015	FY 2015	FY 2015	FY 2015
Decision Item	ACTUAL	ACTUAL	BUDGET	BUDGET	DEPT REQ	DEPT REQ	GOV REC	GOV REC
Budget Object Class	DOLLAR	FTE	DOLLAR	FTE	DOLLAR	FTE	DOLLAR	FTE
<b>MARSHALL HC</b>								
<b>Pay Plan FY15-COLA - 0000015</b>								
DEVELOPMENTALASST I	0	0.00	0	0.00	0	0.00	127,016	0.00
DEVELOPMENTALASST II	0	0.00	0	0.00	0	0.00	15,998	0.00
DEVELOPMENTALASST III	0	0.00	0	0.00	0	0.00	5,007	0.00
ASSOC PSYCHOLOGIST II	0	0.00	0	0.00	0	0.00	1,338	0.00
PSYCHOLOGIST I	0	0.00	0	0.00	0	0.00	3	0.00
HABILITATION SPECIALIST I	0	0.00	0	0.00	0	0.00	884	0.00
HABILITATION SPECIALIST II	0	0.00	0	0.00	0	0.00	10,325	0.00
HABILITATION PROGRAM MGR	0	0.00	0	0.00	0	0.00	550	0.00
LICENSED BEHAVIOR ANALYST	0	0.00	0	0.00	0	0.00	1,814	0.00
BEHAVIORAL TECHNICIAN	0	0.00	0	0.00	0	0.00	7	0.00
UNIT PROGRAM SPV MH	0	0.00	0	0.00	0	0.00	4,050	0.00
STAFF DEVELOPMENT OFCR MH	0	0.00	0	0.00	0	0.00	615	0.00
QUALITY ASSURANCE SPEC MH	0	0.00	0	0.00	0	0.00	1,100	0.00
LICENSED CLINICAL SOCIAL WKR	0	0.00	0	0.00	0	0.00	530	0.00
CLIN CASEWORK PRACTITIONER II	0	0.00	0	0.00	0	0.00	3	0.00
LABORER II	0	0.00	0	0.00	0	0.00	357	0.00
MAINTENANCE WORKER II	0	0.00	0	0.00	0	0.00	414	0.00
LOCKSMITH	0	0.00	0	0.00	0	0.00	476	0.00
MOTOR VEHICLE MECHANIC	0	0.00	0	0.00	0	0.00	444	0.00
CARPENTER	0	0.00	0	0.00	0	0.00	429	0.00
FIRE & SAFETY SPEC	0	0.00	0	0.00	0	0.00	540	0.00
FISCAL & ADMINISTRATIVE MGR B2	0	0.00	0	0.00	0	0.00	891	0.00
MENTAL HEALTH MGR B1	0	0.00	0	0.00	0	0.00	2,310	0.00
MENTAL HEALTH MGR B2	0	0.00	0	0.00	0	0.00	1,829	0.00
MENTAL HEALTH MGR B3	0	0.00	0	0.00	0	0.00	969	0.00
REGISTERED NURSE MANAGER B1	0	0.00	0	0.00	0	0.00	1,881	0.00
REGISTERED NURSE MANAGER B2	0	0.00	0	0.00	0	0.00	1,001	0.00
INSTITUTION SUPERINTENDENT	0	0.00	0	0.00	0	0.00	1,056	0.00
DENTIST	0	0.00	0	0.00	0	0.00	755	0.00
SPECIAL ASST PARAPROFESSIONAL	0	0.00	0	0.00	0	0.00	2	0.00
DIRECT CARE AIDE	0	0.00	0	0.00	0	0.00	256	0.00

1/29/14 14:24

im\_didetail

**REPORT 10 - FY 2015 GOVERNOR RECOMMENDS**

**DECISION ITEM DETAIL**

Budget Unit	FY 2013	FY 2013	FY 2014	FY 2014	FY 2015	FY 2015	FY 2015	FY 2015
Decision Item	ACTUAL	ACTUAL	BUDGET	BUDGET	DEPT REQ	DEPT REQ	GOV REC	GOV REC
Budget Object Class	DOLLAR	FTE	DOLLAR	FTE	DOLLAR	FTE	DOLLAR	FTE
<b>MARSHALL HC</b>								
<b>Pay Plan FY15-COLA - 0000015</b>								
LICENSED PRACTICAL NURSE	0	0.00	0	0.00	0	0.00	203	0.00
TOTAL - PS	0	0.00	0	0.00	0	0.00	215,909	0.00
<b>GRAND TOTAL</b>	<b>\$0</b>	<b>0.00</b>	<b>\$0</b>	<b>0.00</b>	<b>\$0</b>	<b>0.00</b>	<b>\$215,909</b>	<b>0.00</b>
GENERAL REVENUE	\$0	0.00	\$0	0.00	\$0	0.00	\$65,029	0.00
FEDERAL FUNDS	\$0	0.00	\$0	0.00	\$0	0.00	\$150,880	0.00
OTHER FUNDS	\$0	0.00	\$0	0.00	\$0	0.00	\$0	0.00

**REPORT 10 - FY 2015 GOVERNOR RECOMMENDS**

**DECISION ITEM DETAIL**

Budget Unit	FY 2013	FY 2013	FY 2014	FY 2014	FY 2015	FY 2015	FY 2015	FY 2015
Decision Item	ACTUAL	ACTUAL	BUDGET	BUDGET	DEPT REQ	DEPT REQ	GOV REC	GOV REC
Budget Object Class	DOLLAR	FTE	DOLLAR	FTE	DOLLAR	FTE	DOLLAR	FTE
<b>MARSHALL HC OVERTIME</b>								
Pay Plan FY15-COLA - 0000015								
OTHER	0	0.00	0	0.00	0	0.00	10,722	0.00
TOTAL - PS	0	0.00	0	0.00	0	0.00	10,722	0.00
<b>GRAND TOTAL</b>	<b>\$0</b>	<b>0.00</b>	<b>\$0</b>	<b>0.00</b>	<b>\$0</b>	<b>0.00</b>	<b>\$10,722</b>	<b>0.00</b>
GENERAL REVENUE	\$0	0.00	\$0	0.00	\$0	0.00	\$9,966	0.00
FEDERAL FUNDS	\$0	0.00	\$0	0.00	\$0	0.00	\$756	0.00
OTHER FUNDS	\$0	0.00	\$0	0.00	\$0	0.00	\$0	0.00

**REPORT 10 - FY 2015 GOVERNOR RECOMMENDS**

**DECISION ITEM DETAIL**

Budget Unit	FY 2013	FY 2013	FY 2014	FY 2014	FY 2015	FY 2015	FY 2015	FY 2015
Decision Item	ACTUAL	ACTUAL	BUDGET	BUDGET	DEPT REQ	DEPT REQ	GOV REC	GOV REC
Budget Object Class	DOLLAR	FTE	DOLLAR	FTE	DOLLAR	FTE	DOLLAR	FTE
<b>NEVADA HC</b>								
<b>Pay Plan FY15-COLA - 0000015</b>								
ADMIN OFFICE SUPPORT ASSISTANT	0	0.00	0	0.00	0	0.00	389	0.00
OFFICE SUPPORT ASST (STENO)	0	0.00	0	0.00	0	0.00	1,095	0.00
SR OFC SUPPORT ASST (STENO)	0	0.00	0	0.00	0	0.00	381	0.00
OFFICE SUPPORT ASST (KEYBRD)	0	0.00	0	0.00	0	0.00	977	0.00
SR OFC SUPPORT ASST (KEYBRD)	0	0.00	0	0.00	0	0.00	369	0.00
STOREKEEPER II	0	0.00	0	0.00	0	0.00	395	0.00
ACCOUNT CLERK II	0	0.00	0	0.00	0	0.00	414	0.00
ACCOUNTANT I	0	0.00	0	0.00	0	0.00	422	0.00
TRAINING TECH II	0	0.00	0	0.00	0	0.00	561	0.00
HOSPITAL MANAGEMENT ASST	0	0.00	0	0.00	0	0.00	639	0.00
REIMBURSEMENT OFFICER I	0	0.00	0	0.00	0	0.00	408	0.00
PERSONNEL CLERK	0	0.00	0	0.00	0	0.00	444	0.00
CUSTODIAL WORKER I	0	0.00	0	0.00	0	0.00	913	0.00
PHYSICIAN	0	0.00	0	0.00	0	0.00	1,513	0.00
LPN II GEN	0	0.00	0	0.00	0	0.00	4,016	0.00
REGISTERED NURSE SENIOR	0	0.00	0	0.00	0	0.00	3,769	0.00
REGISTERED NURSE - CLIN OPERS	0	0.00	0	0.00	0	0.00	868	0.00
DEVELOPMENTAL ASST I	0	0.00	0	0.00	0	0.00	69,779	0.00
DEVELOPMENTAL ASST II	0	0.00	0	0.00	0	0.00	2,145	0.00
DEVELOPMENTAL ASST III	0	0.00	0	0.00	0	0.00	2,362	0.00
HABILITATION SPECIALIST I	0	0.00	0	0.00	0	0.00	461	0.00
HABILITATION SPECIALIST II	0	0.00	0	0.00	0	0.00	7,958	0.00
HABILITATION SPV	0	0.00	0	0.00	0	0.00	592	0.00
HABILITATION PROGRAM MGR	0	0.00	0	0.00	0	0.00	592	0.00
LICENSED BEHAVIOR ANALYST	0	0.00	0	0.00	0	0.00	1,817	0.00
UNIT PROGRAM SPV MH	0	0.00	0	0.00	0	0.00	623	0.00
STAFF DEVELOPMENT OFCR MH	0	0.00	0	0.00	0	0.00	656	0.00
QUALITY ASSURANCE SPEC MH	0	0.00	0	0.00	0	0.00	652	0.00
CLIN CASEWORK PRACTITIONER II	0	0.00	0	0.00	0	0.00	571	0.00
LABORER II	0	0.00	0	0.00	0	0.00	404	0.00
MOTOR VEHICLE MECHANIC	0	0.00	0	0.00	0	0.00	422	0.00
FISCAL & ADMINISTRATIVE MGR B2	0	0.00	0	0.00	0	0.00	891	0.00

1/29/14 14:24

im\_didetail

**REPORT 10 - FY 2015 GOVERNOR RECOMMENDS**

**DECISION ITEM DETAIL**

Budget Unit	FY 2013	FY 2013	FY 2014	FY 2014	FY 2015	FY 2015	FY 2015	FY 2015
Decision Item	ACTUAL	ACTUAL	BUDGET	BUDGET	DEPT REQ	DEPT REQ	GOV REC	GOV REC
Budget Object Class	DOLLAR	FTE	DOLLAR	FTE	DOLLAR	FTE	DOLLAR	FTE
<b>NEVADA HC</b>								
<b>Pay Plan FY15-COLA - 0000015</b>								
MENTAL HEALTH MGR B1	0	0.00	0	0.00	0	0.00	656	0.00
MENTAL HEALTH MGR B2	0	0.00	0	0.00	0	0.00	802	0.00
INSTITUTION SUPERINTENDENT	0	0.00	0	0.00	0	0.00	1,056	0.00
OFFICE WORKER MISCELLANEOUS	0	0.00	0	0.00	0	0.00	169	0.00
DENTIST	0	0.00	0	0.00	0	0.00	297	0.00
STAFF PHYSICIAN	0	0.00	0	0.00	0	0.00	367	0.00
SPECIAL ASST OFFICE & CLERICAL	0	0.00	0	0.00	0	0.00	414	0.00
DIRECT CARE AIDE	0	0.00	0	0.00	0	0.00	172	0.00
<b>TOTAL - PS</b>	<b>0</b>	<b>0.00</b>	<b>0</b>	<b>0.00</b>	<b>0</b>	<b>0.00</b>	<b>111,431</b>	<b>0.00</b>
<b>GRAND TOTAL</b>	<b>\$0</b>	<b>0.00</b>	<b>\$0</b>	<b>0.00</b>	<b>\$0</b>	<b>0.00</b>	<b>\$111,431</b>	<b>0.00</b>
<b>GENERAL REVENUE</b>	<b>\$0</b>	<b>0.00</b>	<b>\$0</b>	<b>0.00</b>	<b>\$0</b>	<b>0.00</b>	<b>\$29,995</b>	<b>0.00</b>
<b>FEDERAL FUNDS</b>	<b>\$0</b>	<b>0.00</b>	<b>\$0</b>	<b>0.00</b>	<b>\$0</b>	<b>0.00</b>	<b>\$81,436</b>	<b>0.00</b>
<b>OTHER FUNDS</b>	<b>\$0</b>	<b>0.00</b>	<b>\$0</b>	<b>0.00</b>	<b>\$0</b>	<b>0.00</b>	<b>\$0</b>	<b>0.00</b>

**REPORT 10 - FY 2015 GOVERNOR RECOMMENDS**

**DECISION ITEM DETAIL**

Budget Unit	FY 2013	FY 2013	FY 2014	FY 2014	FY 2015	FY 2015	FY 2015	FY 2015
Decision Item	ACTUAL	ACTUAL	BUDGET	BUDGET	DEPT REQ	DEPT REQ	GOV REC	GOV REC
Budget Object Class	DOLLAR	FTE	DOLLAR	FTE	DOLLAR	FTE	DOLLAR	FTE
<b>NEVADA HC OVERTIME</b>								
Pay Plan FY15-COLA - 0000015								
OTHER	0	0.00	0	0.00	0	0.00	126	0.00
TOTAL - PS	0	0.00	0	0.00	0	0.00	126	0.00
<b>GRAND TOTAL</b>	<b>\$0</b>	<b>0.00</b>	<b>\$0</b>	<b>0.00</b>	<b>\$0</b>	<b>0.00</b>	<b>\$126</b>	<b>0.00</b>
GENERAL REVENUE	\$0	0.00	\$0	0.00	\$0	0.00	\$126	0.00
FEDERAL FUNDS	\$0	0.00	\$0	0.00	\$0	0.00	\$0	0.00
OTHER FUNDS	\$0	0.00	\$0	0.00	\$0	0.00	\$0	0.00



**REPORT 10 - FY 2015 GOVERNOR RECOMMENDS**

**DECISION ITEM DETAIL**

Budget Unit	FY 2013	FY 2013	FY 2014	FY 2014	FY 2015	FY 2015	FY 2015	FY 2015
Decision Item	ACTUAL	ACTUAL	BUDGET	BUDGET	DEPT REQ	DEPT REQ	GOV REC	GOV REC
Budget Object Class	DOLLAR	FTE	DOLLAR	FTE	DOLLAR	FTE	DOLLAR	FTE
<b>ST LOUIS DDTC</b>								
<b>Pay Plan FY15-COLA - 0000015</b>								
OFFICE SUPPORT ASST (CLERICAL)	0	0.00	0	0.00	0	0.00	487	0.00
OFFICE SUPPORT ASST (KEYBRD)	0	0.00	0	0.00	0	0.00	1,876	0.00
SR OFC SUPPORT ASST (KEYBRD)	0	0.00	0	0.00	0	0.00	4,670	0.00
STOREKEEPER I	0	0.00	0	0.00	0	0.00	352	0.00
STOREKEEPER II	0	0.00	0	0.00	0	0.00	436	0.00
ACCOUNT CLERK I	0	0.00	0	0.00	0	0.00	312	0.00
ACCOUNT CLERK II	0	0.00	0	0.00	0	0.00	1,071	0.00
ACCOUNTANT I	0	0.00	0	0.00	0	0.00	554	0.00
ACCOUNTANT II	0	0.00	0	0.00	0	0.00	579	0.00
PERSONNEL OFCR II	0	0.00	0	0.00	0	0.00	3	0.00
PERSONNEL ANAL II	0	0.00	0	0.00	0	0.00	1,002	0.00
TRAINING TECH II	0	0.00	0	0.00	0	0.00	1,241	0.00
EXECUTIVE I	0	0.00	0	0.00	0	0.00	3	0.00
EXECUTIVE II	0	0.00	0	0.00	0	0.00	1,086	0.00
REIMBURSEMENT OFFICER I	0	0.00	0	0.00	0	0.00	468	0.00
REIMBURSEMENT OFFICER II	0	0.00	0	0.00	0	0.00	103	0.00
PERSONNEL CLERK	0	0.00	0	0.00	0	0.00	1,179	0.00
DIETITIAN II	0	0.00	0	0.00	0	0.00	624	0.00
MEDICAL SPEC I	0	0.00	0	0.00	0	0.00	1,764	0.00
MEDICAL DIR	0	0.00	0	0.00	0	0.00	1,832	0.00
LPN II GEN	0	0.00	0	0.00	0	0.00	6,805	0.00
HLTH CARE PRACTNR(APRN)(PA)	0	0.00	0	0.00	0	0.00	725	0.00
REGISTERED NURSE SENIOR	0	0.00	0	0.00	0	0.00	18,551	0.00
REGISTERED NURSE - CLIN OPERS	0	0.00	0	0.00	0	0.00	1,544	0.00
REGISTERED NURSE SUPERVISOR	0	0.00	0	0.00	0	0.00	5,958	0.00
DEVELOPMENTAL ASST I	0	0.00	0	0.00	0	0.00	105,511	0.00
DEVELOPMENTAL ASST II	0	0.00	0	0.00	0	0.00	28,848	0.00
DEVELOPMENTAL ASST III	0	0.00	0	0.00	0	0.00	14,927	0.00
HABILITATION SPECIALIST II	0	0.00	0	0.00	0	0.00	8,311	0.00
HABILITATION PROGRAM MGR	0	0.00	0	0.00	0	0.00	3	0.00
ACTIVITY AIDE I	0	0.00	0	0.00	0	0.00	5,532	0.00
OCCUPATIONAL THERAPY ASST	0	0.00	0	0.00	0	0.00	1,512	0.00

1/29/14 14:24

im\_didetail

**REPORT 10 - FY 2015 GOVERNOR RECOMMENDS**

**DECISION ITEM DETAIL**

Budget Unit	FY 2013	FY 2013	FY 2014	FY 2014	FY 2015	FY 2015	FY 2015	FY 2015
Decision Item	ACTUAL	ACTUAL	BUDGET	BUDGET	DEPT REQ	DEPT REQ	GOV REC	GOV REC
Budget Object Class	DOLLAR	FTE	DOLLAR	FTE	DOLLAR	FTE	DOLLAR	FTE
<b>ST LOUIS DDTC</b>								
<b>Pay Plan FY15-COLA - 0000015</b>								
OCCUPATIONAL THER II	0	0.00	0	0.00	0	0.00	817	0.00
PHYSICAL THERAPIST ASST	0	0.00	0	0.00	0	0.00	571	0.00
LICENSED PROFESSIONAL CNSLR II	0	0.00	0	0.00	0	0.00	1,407	0.00
LICENSED BEHAVIOR ANALYST	0	0.00	0	0.00	0	0.00	2,537	0.00
RECREATIONAL THER I	0	0.00	0	0.00	0	0.00	444	0.00
SPEECH-LANGUAGE PATHLGY AST II	0	0.00	0	0.00	0	0.00	1,372	0.00
UNIT PROGRAM SPV MH	0	0.00	0	0.00	0	0.00	2,880	0.00
STAFF DEVELOPMENT OFCR MH	0	0.00	0	0.00	0	0.00	4	0.00
QUALITY ASSURANCE SPEC MH	0	0.00	0	0.00	0	0.00	1,247	0.00
CLINICAL SOCIAL WORK SPEC	0	0.00	0	0.00	0	0.00	361	0.00
MOTOR VEHICLE DRIVER	0	0.00	0	0.00	0	0.00	674	0.00
CARPENTER	0	0.00	0	0.00	0	0.00	445	0.00
PAINTER	0	0.00	0	0.00	0	0.00	495	0.00
FISCAL & ADMINISTRATIVE MGR B2	0	0.00	0	0.00	0	0.00	854	0.00
FISCAL & ADMINISTRATIVE MGR B3	0	0.00	0	0.00	0	0.00	600	0.00
HUMAN RESOURCES MGR B1	0	0.00	0	0.00	0	0.00	881	0.00
HUMAN RESOURCES MGR B2	0	0.00	0	0.00	0	0.00	786	0.00
NUTRITION/DIETARY SVCS MGR B1	0	0.00	0	0.00	0	0.00	439	0.00
MENTAL HEALTH MGR B1	0	0.00	0	0.00	0	0.00	3,268	0.00
MENTAL HEALTH MGR B2	0	0.00	0	0.00	0	0.00	1,770	0.00
REGISTERED NURSE MANAGER B2	0	0.00	0	0.00	0	0.00	1,143	0.00
FISCAL CONSULTANT	0	0.00	0	0.00	0	0.00	213	0.00
MISCELLANEOUS PROFESSIONAL	0	0.00	0	0.00	0	0.00	162	0.00
<b>TOTAL - PS</b>	<b>0</b>	<b>0.00</b>	<b>0</b>	<b>0.00</b>	<b>0</b>	<b>0.00</b>	<b>241,239</b>	<b>0.00</b>
<b>GRAND TOTAL</b>	<b>\$0</b>	<b>0.00</b>	<b>\$0</b>	<b>0.00</b>	<b>\$0</b>	<b>0.00</b>	<b>\$241,239</b>	<b>0.00</b>
<b>GENERAL REVENUE</b>	<b>\$0</b>	<b>0.00</b>	<b>\$0</b>	<b>0.00</b>	<b>\$0</b>	<b>0.00</b>	<b>\$59,946</b>	<b>0.00</b>
<b>FEDERAL FUNDS</b>	<b>\$0</b>	<b>0.00</b>	<b>\$0</b>	<b>0.00</b>	<b>\$0</b>	<b>0.00</b>	<b>\$181,293</b>	<b>0.00</b>
<b>OTHER FUNDS</b>	<b>\$0</b>	<b>0.00</b>	<b>\$0</b>	<b>0.00</b>	<b>\$0</b>	<b>0.00</b>	<b>\$0</b>	<b>0.00</b>

1/29/14 14:24

im\_didetail

**REPORT 10 - FY 2015 GOVERNOR RECOMMENDS**

**DECISION ITEM DETAIL**

Budget Unit	FY 2013	FY 2013	FY 2014	FY 2014	FY 2015	FY 2015	FY 2015	FY 2015
Decision Item	ACTUAL	ACTUAL	BUDGET	BUDGET	DEPT REQ	DEPT REQ	GOV REC	GOV REC
Budget Object Class	DOLLAR	FTE	DOLLAR	FTE	DOLLAR	FTE	DOLLAR	FTE
<b>SOUTHEAST MO RES SVCS</b>								
<b>Pay Plan FY15-COLA - 0000015</b>								
ADMIN OFFICE SUPPORT ASSISTANT	0	0.00	0	0.00	0	0.00	414	0.00
OFFICE SUPPORT ASST (KEYBRD)	0	0.00	0	0.00	0	0.00	653	0.00
SR OFC SUPPORT ASST (KEYBRD)	0	0.00	0	0.00	0	0.00	439	0.00
ACCOUNT CLERK II	0	0.00	0	0.00	0	0.00	896	0.00
ACCOUNTANT II	0	0.00	0	0.00	0	0.00	181	0.00
TRAINING TECH II	0	0.00	0	0.00	0	0.00	550	0.00
REIMBURSEMENT OFFICER I	0	0.00	0	0.00	0	0.00	207	0.00
PERSONNEL CLERK	0	0.00	0	0.00	0	0.00	420	0.00
CUSTODIAL WORKER I	0	0.00	0	0.00	0	0.00	285	0.00
COOK II	0	0.00	0	0.00	0	0.00	836	0.00
COOK III	0	0.00	0	0.00	0	0.00	424	0.00
FOOD SERVICE HELPER I	0	0.00	0	0.00	0	0.00	890	0.00
PHYSICIAN	0	0.00	0	0.00	0	0.00	1,429	0.00
LPN II GEN	0	0.00	0	0.00	0	0.00	3,970	0.00
LPN III GEN	0	0.00	0	0.00	0	0.00	531	0.00
REGISTERED NURSE SENIOR	0	0.00	0	0.00	0	0.00	866	0.00
REGISTERED NURSE SUPERVISOR	0	0.00	0	0.00	0	0.00	1,839	0.00
DEVELOPMENTAL ASST I	0	0.00	0	0.00	0	0.00	49,774	0.00
DEVELOPMENTAL ASST II	0	0.00	0	0.00	0	0.00	9,703	0.00
DEVELOPMENTAL ASST III	0	0.00	0	0.00	0	0.00	2,730	0.00
ASSOC PSYCHOLOGIST II	0	0.00	0	0.00	0	0.00	709	0.00
HABILITATION SPECIALIST II	0	0.00	0	0.00	0	0.00	3,336	0.00
LICENSED PROFESSIONAL CNSLR I	0	0.00	0	0.00	0	0.00	1	0.00
LICENSED BEHAVIOR ANALYST	0	0.00	0	0.00	0	0.00	1,122	0.00
UNIT PROGRAM SPV MH	0	0.00	0	0.00	0	0.00	1,163	0.00
QUALITY ASSURANCE SPEC MH	0	0.00	0	0.00	0	0.00	530	0.00
FISCAL & ADMINISTRATIVE MGR B2	0	0.00	0	0.00	0	0.00	251	0.00
MENTAL HEALTH MGR B1	0	0.00	0	0.00	0	0.00	2,208	0.00
INSTITUTION SUPERINTENDENT	0	0.00	0	0.00	0	0.00	1,056	0.00
CLIENT/PATIENT WORKER	0	0.00	0	0.00	0	0.00	93	0.00

1/29/14 14:24

im\_didetail

**REPORT 10 - FY 2015 GOVERNOR RECOMMENDS**

**DECISION ITEM DETAIL**

Budget Unit	FY 2013	FY 2013	FY 2014	FY 2014	FY 2015	FY 2015	FY 2015	FY 2015
Decision Item	ACTUAL	ACTUAL	BUDGET	BUDGET	DEPT REQ	DEPT REQ	GOV REC	GOV REC
Budget Object Class	DOLLAR	FTE	DOLLAR	FTE	DOLLAR	FTE	DOLLAR	FTE
<b>SOUTHEAST MO RES SVCS</b>								
Pay Plan FY15-COLA - 0000015								
DOMESTIC SERVICE WORKER	0	0.00	0	0.00	0	0.00	192	0.00
TOTAL - PS	0	0.00	0	0.00	0	0.00	87,698	0.00
<b>GRAND TOTAL</b>	<b>\$0</b>	<b>0.00</b>	<b>\$0</b>	<b>0.00</b>	<b>\$0</b>	<b>0.00</b>	<b>\$87,698</b>	<b>0.00</b>
GENERAL REVENUE	\$0	0.00	\$0	0.00	\$0	0.00	\$25,529	0.00
FEDERAL FUNDS	\$0	0.00	\$0	0.00	\$0	0.00	\$62,169	0.00
OTHER FUNDS	\$0	0.00	\$0	0.00	\$0	0.00	\$0	0.00

**REPORT 10 - FY 2015 GOVERNOR RECOMMENDS**

**DECISION ITEM DETAIL**

Budget Unit	FY 2013	FY 2013	FY 2014	FY 2014	FY 2015	FY 2015	FY 2015	FY 2015
Decision Item	ACTUAL	ACTUAL	BUDGET	BUDGET	DEPT REQ	DEPT REQ	GOV REC	GOV REC
Budget Object Class	DOLLAR	FTE	DOLLAR	FTE	DOLLAR	FTE	DOLLAR	FTE
<b>SOUTHEAST MO RES SVCS OVERTIME</b>								
<b>Pay Plan FY15-COLA - 0000015</b>								
OTHER	0	0.00	0	0.00	0	0.00	3,711	0.00
TOTAL - PS	0	0.00	0	0.00	0	0.00	3,711	0.00
<b>GRAND TOTAL</b>	<b>\$0</b>	<b>0.00</b>	<b>\$0</b>	<b>0.00</b>	<b>\$0</b>	<b>0.00</b>	<b>\$3,711</b>	<b>0.00</b>
GENERAL REVENUE	\$0	0.00	\$0	0.00	\$0	0.00	\$2,557	0.00
FEDERAL FUNDS	\$0	0.00	\$0	0.00	\$0	0.00	\$1,154	0.00
OTHER FUNDS	\$0	0.00	\$0	0.00	\$0	0.00	\$0	0.00





**REPORT 9 - FY 2015 GOVERNOR RECOMMENDS**

**DECISION ITEM SUMMARY**

Budget Unit	FY 2013	FY 2013	FY 2014	FY 2014	FY 2015	FY 2015	FY 2015	FY 2015
Decision Item	ACTUAL	ACTUAL	BUDGET	BUDGET	DEPT REQ	DEPT REQ	GOV REC	GOV REC
Budget Object Summary	DOLLAR	FTE	DOLLAR	FTE	DOLLAR	FTE	DOLLAR	FTE
Fund	DOLLAR	FTE	DOLLAR	FTE	DOLLAR	FTE	DOLLAR	FTE
<b>DIRECTOR'S OFFICE</b>								
<b>CORE</b>								
<b>PERSONAL SERVICES</b>								
GENERAL REVENUE	459,749	6.05	475,919	7.24	475,919	7.24	475,919	7.24
DEPT MENTAL HEALTH	87,517	0.60	88,571	0.85	88,571	0.85	88,571	0.85
TOTAL - PS	547,266	6.65	564,490	8.09	564,490	8.09	564,490	8.09
<b>EXPENSE &amp; EQUIPMENT</b>								
GENERAL REVENUE	67,660	0.00	9,734	0.00	9,734	0.00	9,734	0.00
DEPT MENTAL HEALTH	29,093	0.00	52,013	0.00	52,013	0.00	52,013	0.00
TOTAL - EE	96,753	0.00	61,747	0.00	61,747	0.00	61,747	0.00
<b>TOTAL</b>	<b>644,019</b>	<b>6.65</b>	<b>626,237</b>	<b>8.09</b>	<b>626,237</b>	<b>8.09</b>	<b>626,237</b>	<b>8.09</b>
<b>Pay Plan FY14-Cost to Continue - 0000014</b>								
<b>PERSONAL SERVICES</b>								
GENERAL REVENUE	0	0.00	0	0.00	1,811	0.00	1,811	0.00
DEPT MENTAL HEALTH	0	0.00	0	0.00	153	0.00	153	0.00
TOTAL - PS	0	0.00	0	0.00	1,964	0.00	1,964	0.00
<b>TOTAL</b>	<b>0</b>	<b>0.00</b>	<b>0</b>	<b>0.00</b>	<b>1,964</b>	<b>0.00</b>	<b>1,964</b>	<b>0.00</b>
<b>Pay Plan FY15-COLA - 0000015</b>								
<b>PERSONAL SERVICES</b>								
GENERAL REVENUE	0	0.00	0	0.00	0	0.00	6,569	0.00
DEPT MENTAL HEALTH	0	0.00	0	0.00	0	0.00	1,219	0.00
TOTAL - PS	0	0.00	0	0.00	0	0.00	7,788	0.00
<b>TOTAL</b>	<b>0</b>	<b>0.00</b>	<b>0</b>	<b>0.00</b>	<b>0</b>	<b>0.00</b>	<b>7,788</b>	<b>0.00</b>
<b>GRAND TOTAL</b>	<b>\$644,019</b>	<b>6.65</b>	<b>\$626,237</b>	<b>8.09</b>	<b>\$628,201</b>	<b>8.09</b>	<b>\$635,989</b>	<b>8.09</b>



**CORE DECISION ITEM**

<b>Department:</b> Mental Health	<b>Budget Unit:</b> 65105C
<b>Division:</b> Office of Director	
<b>Core:</b> Director's Office	

**1. CORE FINANCIAL SUMMARY**

	FY 2015 Budget Request					FY 2015 Governor's Recommendation			
	GR	Federal	Other	Total		GR	Federal	Other	Total
PS	475,919	88,571	0	564,490	PS	475,919	88,571	0	564,490
EE	9,734	52,013	0	61,747	EE	9,734	52,013	0	61,747
PSD	0	0	0	0	PSD	0	0	0	0
TRF	0	0	0	0	TRF	0	0	0	0
<b>Total</b>	<b>485,653</b>	<b>140,584</b>	<b>0</b>	<b>626,237</b>	<b>Total</b>	<b>485,653</b>	<b>140,584</b>	<b>0</b>	<b>626,237</b>
FTE	7.24	0.85	0.00	8.09	FTE	7.24	0.85	0.00	8.09

<b>Est. Fringe</b>	251,047	46,721	0	297,768
--------------------	---------	--------	---	---------

*Note: Fringes budgeted in House Bill 5 except for certain fringes budgeted directly to MoDOT, Highway Patrol, and Conservation.*

<b>Est. Fringe</b>	251,047	46,721	0	297,768
--------------------	---------	--------	---	---------

*Note: Fringes budgeted in House Bill 5 except for certain fringes budgeted directly to MoDOT, Highway Patrol, and Conservation.*

Other Funds: None.

Other Funds: None.

**2. CORE DESCRIPTION**

The responsibilities for Department administration include making all necessary orders, policies, and procedures for the management of the Department's facilities and programs. The Director's Office core funding supports the Department Director and staff and the Mental Health Commission.

**3. PROGRAM LISTING (list programs included in this core funding)**

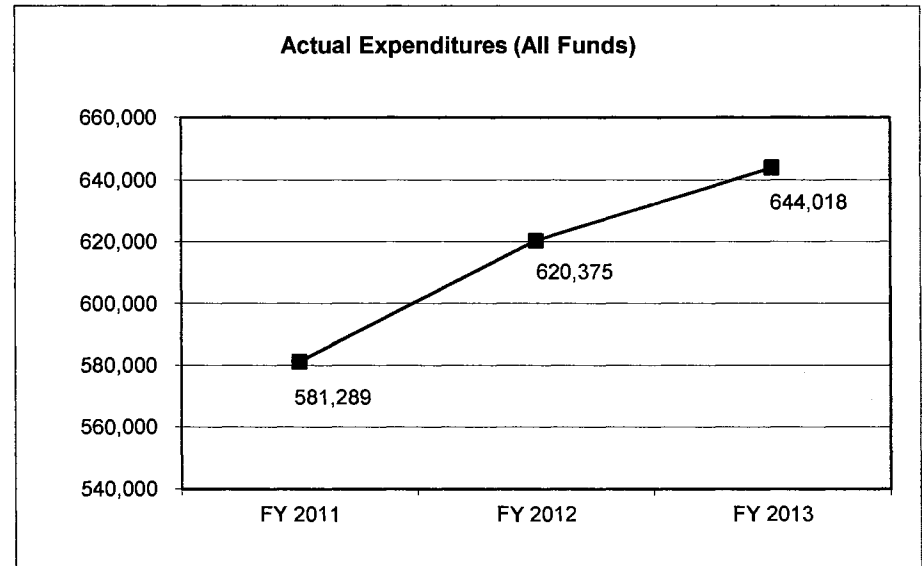
Administration (Director's Office)

**CORE DECISION ITEM**

<b>Department:</b>	<b>Mental Health</b>	<b>Budget Unit:</b>	<b>65105C</b>
<b>Division:</b>	<b>Office of Director</b>		
<b>Core:</b>	<b>Director's Office</b>		

**4. FINANCIAL HISTORY**

	<b>FY 2011 Actual</b>	<b>FY 2012 Actual</b>	<b>FY 2013 Actual</b>	<b>FY 2014 Current Yr.</b>
Appropriation (All Funds)	691,394	710,302	706,261	626,237
Less Reverted (All Funds)	(18,298)	(15,953)	(14,219)	N/A
Budget Authority (All Funds)	673,096	694,349	692,042	N/A
Actual Expenditures (All Funds)	581,289	620,375	644,018	N/A
Unexpended (All Funds)	91,807	73,974	48,024	N/A
Unexpended, by Fund:				
General Revenue	1	292	0	N/A
Federal	91,806	73,682	48,024	N/A
Other	0	0	0	N/A
		<b>(1)</b>		



Reverted includes Governor's standard 3 percent reserve (when applicable) and any extraordinary withholdings.

**NOTES:**

**(1)** The increase in FY12 expenditures is due to the reallocation of Federal PS authority from the Division of Comprehensive Psychiatric Services and the Division of Alcohol and Drug Abuse to the Director's Office for the Medical Director position.

**CORE RECONCILIATION DETAIL**

**DEPARTMENT OF MENTAL HEALTH**  
**DIRECTOR'S OFFICE**

**5. CORE RECONCILIATION DETAIL**

	<b>Budget Class</b>	<b>FTE</b>	<b>GR</b>	<b>Federal</b>	<b>Other</b>	<b>Total</b>	<b>Explanation</b>
<b>TAFP AFTER VETOES</b>							
	PS	8.09	475,919	88,571	0	564,490	
	EE	0.00	9,734	52,013	0	61,747	
	<b>Total</b>	<b>8.09</b>	<b>485,653</b>	<b>140,584</b>	<b>0</b>	<b>626,237</b>	
<b>DEPARTMENT CORE ADJUSTMENTS</b>							
Core Reallocation	587 0669 PS	0.00	0	0	0	(0)	
	<b>NET DEPARTMENT CHANGES</b>	<b>0.00</b>	<b>0</b>	<b>0</b>	<b>0</b>	<b>(0)</b>	
<b>DEPARTMENT CORE REQUEST</b>							
	PS	8.09	475,919	88,571	0	564,490	
	EE	0.00	9,734	52,013	0	61,747	
	<b>Total</b>	<b>8.09</b>	<b>485,653</b>	<b>140,584</b>	<b>0</b>	<b>626,237</b>	
<b>GOVERNOR'S RECOMMENDED CORE</b>							
	PS	8.09	475,919	88,571	0	564,490	
	EE	0.00	9,734	52,013	0	61,747	
	<b>Total</b>	<b>8.09</b>	<b>485,653</b>	<b>140,584</b>	<b>0</b>	<b>626,237</b>	

**REPORT 10 - FY 2015 GOVERNOR RECOMMENDS**

**DECISION ITEM DETAIL**

Budget Unit	FY 2013	FY 2013	FY 2014	FY 2014	FY 2015	FY 2015	FY 2015	FY 2015
Decision Item	ACTUAL	ACTUAL	BUDGET	BUDGET	DEPT REQ	DEPT REQ	GOV REC	GOV REC
Budget Object Class	DOLLAR	FTE	DOLLAR	FTE	DOLLAR	FTE	DOLLAR	FTE
<b>DIRECTOR'S OFFICE</b>								
<b>CORE</b>								
ADMIN OFFICE SUPPORT ASSISTANT	26,483	0.75	35,619	1.00	35,590	1.00	35,590	1.00
STATE DEPARTMENT DIRECTOR	113,878	1.00	114,128	1.00	114,128	1.00	114,128	1.00
DEPUTY STATE DEPT DIRECTOR	3,261	0.03	3,269	0.03	0	0.00	0	0.00
DESIGNATED PRINCIPAL ASST DEPT	71,312	0.88	71,455	0.57	71,533	0.88	71,533	0.88
ADMINISTRATIVE ASSISTANT	0	0.00	13	0.24	13	0.24	13	0.24
COMMISSION MEMBER	3,000	0.00	9,196	0.35	9,100	0.35	9,100	0.35
STAFF PHYSICIAN SPECIALIST	203,000	0.99	203,257	1.00	203,257	1.00	203,257	1.00
SPECIAL ASST OFFICE & CLERICAL	91,650	2.00	92,565	2.90	95,909	2.62	95,909	2.62
PRINCIPAL ASST BOARD/COMMISSON	34,682	1.00	34,988	1.00	34,960	1.00	34,960	1.00
<b>TOTAL - PS</b>	<b>547,266</b>	<b>6.65</b>	<b>564,490</b>	<b>8.09</b>	<b>564,490</b>	<b>8.09</b>	<b>564,490</b>	<b>8.09</b>
TRAVEL, IN-STATE	4,608	0.00	6,424	0.00	6,424	0.00	6,424	0.00
TRAVEL, OUT-OF-STATE	26	0.00	2,100	0.00	2,100	0.00	2,100	0.00
SUPPLIES	969	0.00	3,492	0.00	3,492	0.00	3,492	0.00
PROFESSIONAL DEVELOPMENT	3,479	0.00	4,828	0.00	4,828	0.00	4,828	0.00
COMMUNICATION SERV & SUPP	3,292	0.00	8,907	0.00	8,907	0.00	8,907	0.00
PROFESSIONAL SERVICES	80,727	0.00	25,446	0.00	25,446	0.00	25,446	0.00
COMPUTER EQUIPMENT	748	0.00	0	0.00	0	0.00	0	0.00
OFFICE EQUIPMENT	851	0.00	1,000	0.00	1,000	0.00	1,000	0.00
OTHER EQUIPMENT	103	0.00	1,550	0.00	1,550	0.00	1,550	0.00
MISCELLANEOUS EXPENSES	1,950	0.00	8,000	0.00	8,000	0.00	8,000	0.00
<b>TOTAL - EE</b>	<b>96,753</b>	<b>0.00</b>	<b>61,747</b>	<b>0.00</b>	<b>61,747</b>	<b>0.00</b>	<b>61,747</b>	<b>0.00</b>
<b>GRAND TOTAL</b>	<b>\$644,019</b>	<b>6.65</b>	<b>\$626,237</b>	<b>8.09</b>	<b>\$626,237</b>	<b>8.09</b>	<b>\$626,237</b>	<b>8.09</b>
<b>GENERAL REVENUE</b>	<b>\$527,409</b>	<b>6.05</b>	<b>\$485,653</b>	<b>7.24</b>	<b>\$485,653</b>	<b>7.24</b>	<b>\$485,653</b>	<b>7.24</b>
<b>FEDERAL FUNDS</b>	<b>\$116,610</b>	<b>0.60</b>	<b>\$140,584</b>	<b>0.85</b>	<b>\$140,584</b>	<b>0.85</b>	<b>\$140,584</b>	<b>0.85</b>
<b>OTHER FUNDS</b>	<b>\$0</b>	<b>0.00</b>	<b>\$0</b>	<b>0.00</b>	<b>\$0</b>	<b>0.00</b>	<b>\$0</b>	<b>0.00</b>

1/29/14 14:24

im\_didetail

**PROGRAM DESCRIPTION**

<b>Department: Mental Health</b>									
<b>Program Name: Administration (Director's Office)</b>									
<b>Program is found in the following core budget(s): Director's Office</b>									
	<b>Director's Office</b>								<b>TOTAL</b>
<b>GR</b>	485,653								485,653
<b>FEDERAL</b>	140,584								140,584
<b>OTHER</b>	0								0
<b>TOTAL</b>	626,237	0	0	0	0	0	0	0	626,237

**1. What does this program do?**

The Office of Director, with the advice of the Mental Health Commission, is responsible for the overall operations of the Department of Mental Health, its three clinical divisions and seven support offices, 27 facilities, and central office. The director's duties include planning, supervising, and evaluating the provision of mental health services for Missourians with mental disorders, developmental disabilities, and substance abuse.

The Director's Office has a leadership role in the Department's efforts to establish state policies, standards, and outcomes for state programs that affect mental health. The Director's Office is active in the development of policies and standards in MO HealthNet and insurance as these relate to the population served by the Department. The Department of Mental Health will also work with other agencies to define target populations, develop interagency agreements, needed legislation, and interagency funding strategies in collaboration with local entities and consumers.

The Mental Health Commission, composed of seven members, appoints the director of the Department of Mental Health with confirmation by the state Senate. Commissioners are appointed to four-year terms by the Governor, again with the confirmation of the Senate. The commissioners serve as principal policy advisers to the department director.

The Commission, by law, must include an advocate of community mental health services, a physician who is an expert in the treatment of mental illness, a physician concerned with developmental disabilities, a member with business expertise, an advocate of substance abuse treatment, a citizen who represents the interests of consumers of psychiatric services, and a citizen who represents the interests of consumers of developmental disabilities services.

**2. What is the authorization for this program, i.e., federal or state statute, etc.? (Include the federal program number, if applicable.)**

Sections 630.015, 630.020, and 630.025, RSMo.

**3. Are there federal matching requirements? If yes, please explain.**

No.

**4. Is this a federally mandated program? If yes, please explain.**

No.

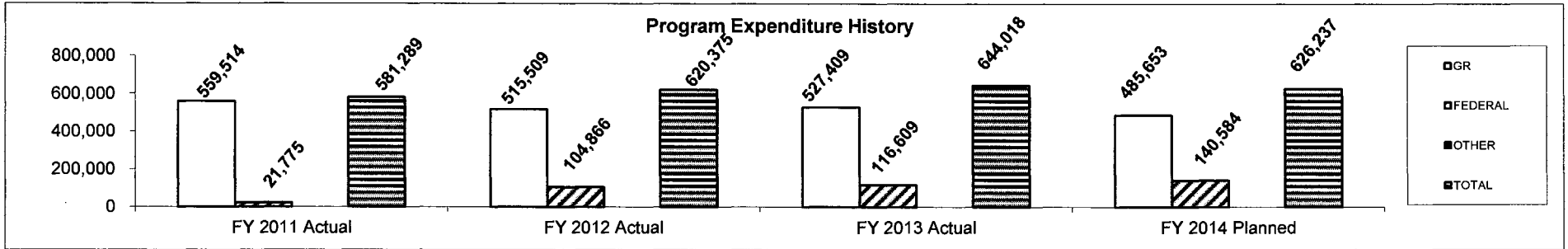
**PROGRAM DESCRIPTION**

**Department: Mental Health**

**Program Name: Administration (Director's Office)**

**Program is found in the following core budget(s): Director's Office**

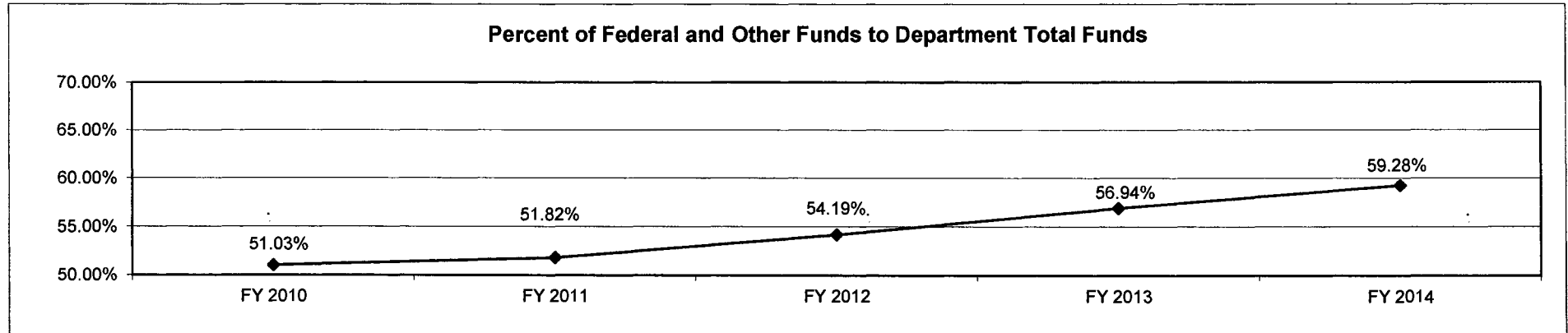
**5. Provide actual expenditures for the prior three fiscal years and planned expenditures for the current fiscal year.**



**6. What are the sources of the "Other " funds?**

Not applicable.

**7a. Provide an effectiveness measure.**




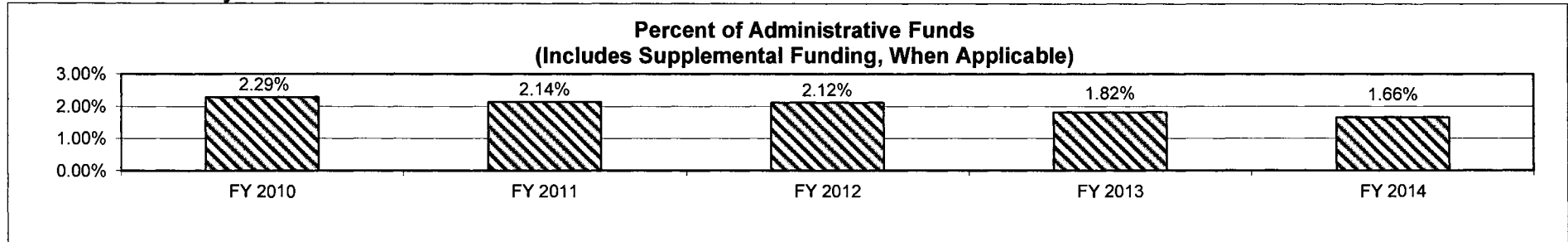
**PROGRAM DESCRIPTION**

**Department: Mental Health**

**Program Name: Administration (Director's Office)**

**Program is found in the following core budget(s): Director's Office**

**7b. Provide an efficiency measure.**



**7c. Provide the number of clients/individuals served, if applicable.**

<b>Clients/Individuals Served</b>					
<b>Division</b>	<b>FY 2010</b>	<b>FY 2011</b>	<b>FY 2012</b>	<b>FY 2013 Actual</b>	<b>FY 2014 Proj.</b>
ADA	78,380	68,415	68,552	66,849	66,849
CPS	75,839	72,962	78,469	77,583	77,583
DD	29,755	30,473	31,851	32,620	32,620

**7d. Provide a customer satisfaction measure, if available.**

Not applicable.

Overtime



**REPORT 9 - FY 2015 GOVERNOR RECOMMENDS**

**DECISION ITEM SUMMARY**

Budget Unit								
Decision Item	FY 2013	FY 2013	FY 2014	FY 2014	FY 2015	FY 2015	FY 2015	FY 2015
Budget Object Summary	ACTUAL	ACTUAL	BUDGET	BUDGET	DEPT REQ	DEPT REQ	GOV REC	GOV REC
Fund	DOLLAR	FTE	DOLLAR	FTE	DOLLAR	FTE	DOLLAR	FTE
<b>OVERTIME PAY PS</b>								
<b>CORE</b>								
PERSONAL SERVICES								
GENERAL REVENUE	3,994,520	137.92	1,122,326	0.00	1,122,326	0.00	1,119,255	0.00
DEPT MENTAL HEALTH	1,003,241	41.80	0	0.00	0	0.00	0	0.00
TOTAL - PS	4,997,761	179.72	1,122,326	0.00	1,122,326	0.00	1,119,255	0.00
<b>TOTAL</b>	<b>4,997,761</b>	<b>179.72</b>	<b>1,122,326</b>	<b>0.00</b>	<b>1,122,326</b>	<b>0.00</b>	<b>1,119,255</b>	<b>0.00</b>
<b>Pay Plan FY14-Cost to Continue - 0000014</b>								
PERSONAL SERVICES								
GENERAL REVENUE	0	0.00	0	0.00	10,000	0.00	10,000	0.00
TOTAL - PS	0	0.00	0	0.00	10,000	0.00	10,000	0.00
<b>TOTAL</b>	<b>0</b>	<b>0.00</b>	<b>0</b>	<b>0.00</b>	<b>10,000</b>	<b>0.00</b>	<b>10,000</b>	<b>0.00</b>
<b>Pay Plan FY15-COLA - 0000015</b>								
PERSONAL SERVICES								
GENERAL REVENUE	0	0.00	0	0.00	0	0.00	15,527	0.00
TOTAL - PS	0	0.00	0	0.00	0	0.00	15,527	0.00
<b>TOTAL</b>	<b>0</b>	<b>0.00</b>	<b>0</b>	<b>0.00</b>	<b>0</b>	<b>0.00</b>	<b>15,527</b>	<b>0.00</b>
<b>Overtime CtC - 1650023</b>								
PERSONAL SERVICES								
GENERAL REVENUE	0	0.00	0	0.00	0	0.00	6,128,712	0.00
TOTAL - PS	0	0.00	0	0.00	0	0.00	6,128,712	0.00
<b>TOTAL</b>	<b>0</b>	<b>0.00</b>	<b>0</b>	<b>0.00</b>	<b>0</b>	<b>0.00</b>	<b>6,128,712</b>	<b>0.00</b>
<b>GRAND TOTAL</b>	<b>\$4,997,761</b>	<b>179.72</b>	<b>\$1,122,326</b>	<b>0.00</b>	<b>\$1,132,326</b>	<b>0.00</b>	<b>\$7,273,494</b>	<b>0.00</b>

**CORE DECISION ITEM**

<b>Department:</b>	Mental Health	<b>Budget Unit:</b>	65106C
<b>Division:</b>	Office of Director		
<b>Core:</b>	Overtime		

**1. CORE FINANCIAL SUMMARY**

	FY 2015 Budget Request					FY 2015 Governor's Recommendation			
	GR	Federal	Other	Total		GR	Federal	Other	Total
PS	1,122,326	0	0	1,122,326	PS	1,119,255	0	0	1,119,255
EE	0	0	0	0	EE	0	0	0	0
PSD	0	0	0	0	PSD	0	0	0	0
TRF	0	0	0	0	TRF	0	0	0	0
<b>Total</b>	<b>1,122,326</b>	<b>0</b>	<b>0</b>	<b>1,122,326</b>	<b>Total</b>	<b>1,119,255</b>	<b>0</b>	<b>0</b>	<b>1,119,255</b>
FTE	0.00	0.00	0.00	0.00	FTE	0.00	0.00	0.00	0.00
<b>Est. Fringe</b>	<b>592,027</b>	<b>0</b>	<b>0</b>	<b>592,027</b>	<b>Est. Fringe</b>	<b>590,407</b>	<b>0</b>	<b>0</b>	<b>590,407</b>
<i>Note: Fringes budgeted in House Bill 5 except for certain fringes budgeted directly to MoDOT, Highway Patrol, and Conservation.</i>					<i>Note: Fringes budgeted in House Bill 5 except for certain fringes budgeted directly to MoDOT, Highway Patrol, and Conservation.</i>				
Other Funds:	None.				Other Funds:	None.			

**2. CORE DESCRIPTION**

Senate Bill 367, passed in the 2005 legislative session, allows employees providing direct client care in state institutions that are operated 24 hours a day, 7 days a week to request payment in lieu of compensatory time off. These requests may be made and must be paid each month. This includes federal, state, and holiday time.

In FY 2008, a Departmentwide overtime pool was created for greater flexibility across all facilities to meet the legislative requirements for overtime pay. To ensure payments are made as required, one-half of the new funding received in FY 2007 in each direct facility appropriation was reallocated into this new Departmentwide HB Section.

**3. PROGRAM LISTING (list programs included in this core funding)**

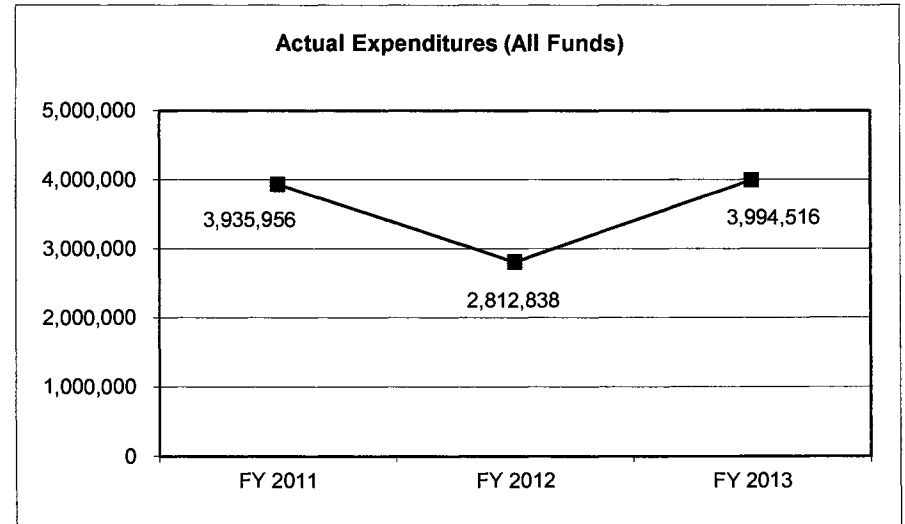
Not applicable.

**CORE DECISION ITEM**

<b>Department:</b>	<b>Mental Health</b>	<b>Budget Unit:</b>	<b>65106C</b>
<b>Division:</b>	<b>Office of Director</b>		
<b>Core:</b>	<b>Overtime</b>		

**4. FINANCIAL HISTORY**

	<u>FY 2011 Actual</u>	<u>FY 2012 Actual</u>	<u>FY 2013 Actual</u>	<u>FY 2014 Current Yr.</u>
Appropriation (All Funds)	3,935,956	2,843,989	4,076,963	1,111,617
Less Reverted (All Funds)	0	(30,951)	(82,447)	N/A
Budget Authority (All Funds)	3,935,956	2,813,038	3,994,516	N/A
Actual Expenditures (All Funds)	3,935,956	2,812,838	3,994,516	N/A
Unexpended (All Funds)	0	200	0	N/A
Unexpended, by Fund:				
General Revenue	0	200	0	N/A
Federal	0	0	0	N/A
Other	0	0	0	N/A
	(1)	(1)	(1)	



Reverted includes Governor's standard 3 percent reserve (when applicable) and any extraordinary withholdings.

**NOTES:**

(1) Supplemental funding was appropriated during the fiscal year which increased the total appropriation.

**CORE RECONCILIATION DETAIL**

**DEPARTMENT OF MENTAL HEALTH  
OVERTIME PAY PS**

**5. CORE RECONCILIATION DETAIL**

	<b>Budget Class</b>	<b>FTE</b>	<b>GR</b>	<b>Federal</b>	<b>Other</b>	<b>Total</b>	<b>Explanation</b>
<b>TAFP AFTER VETOES</b>							
	PS	0.00	1,122,326	0	0	1,122,326	
	<b>Total</b>	<b>0.00</b>	<b>1,122,326</b>	<b>0</b>	<b>0</b>	<b>1,122,326</b>	
<b>DEPARTMENT CORE REQUEST</b>							
	PS	0.00	1,122,326	0	0	1,122,326	
	<b>Total</b>	<b>0.00</b>	<b>1,122,326</b>	<b>0</b>	<b>0</b>	<b>1,122,326</b>	
<b>GOVERNOR'S ADDITIONAL CORE ADJUSTMENTS</b>							
Core Reallocation	2504 7031 PS	0.00	(3,071)	0	0	(3,071)	Core Reallocation
	<b>NET GOVERNOR CHANGES</b>	<b>0.00</b>	<b>(3,071)</b>	<b>0</b>	<b>0</b>	<b>(3,071)</b>	
<b>GOVERNOR'S RECOMMENDED CORE</b>							
	PS	0.00	1,119,255	0	0	1,119,255	
	<b>Total</b>	<b>0.00</b>	<b>1,119,255</b>	<b>0</b>	<b>0</b>	<b>1,119,255</b>	

**REPORT 10 - FY 2015 GOVERNOR RECOMMENDS**

**DECISION ITEM DETAIL**

Budget Unit	FY 2013	FY 2013	FY 2014	FY 2014	FY 2015	FY 2015	FY 2015	FY 2015
Decision Item	ACTUAL	ACTUAL	BUDGET	BUDGET	DEPT REQ	DEPT REQ	GOV REC	GOV REC
Budget Object Class	DOLLAR	FTE	DOLLAR	FTE	DOLLAR	FTE	DOLLAR	FTE
<b>OVERTIME PAY PS</b>								
<b>CORE</b>								
OFFICE SUPPORT ASST (CLERICAL)	6,086	0.26	0	0.00	0	0.00	0	0.00
SR OFC SUPPORT ASST (CLERICAL)	38	0.00	0	0.00	0	0.00	0	0.00
ADMIN OFFICE SUPPORT ASSISTANT	4,788	0.15	0	0.00	0	0.00	0	0.00
OFFICE SUPPORT ASST (STENO)	1,097	0.04	0	0.00	0	0.00	0	0.00
SR OFC SUPPORT ASST (STENO)	368	0.01	0	0.00	0	0.00	0	0.00
OFFICE SUPPORT ASST (KEYBRD)	35,569	1.44	0	0.00	0	0.00	0	0.00
SR OFC SUPPORT ASST (KEYBRD)	31,980	1.18	0	0.00	0	0.00	0	0.00
PRINTING/MAIL TECHNICIAN III	45	0.00	0	0.00	0	0.00	0	0.00
STOREKEEPER I	4,849	0.18	0	0.00	0	0.00	0	0.00
STOREKEEPER II	355	0.01	0	0.00	0	0.00	0	0.00
SUPPLY MANAGER I	2,992	0.09	0	0.00	0	0.00	0	0.00
ACCOUNT CLERK II	16,406	0.61	0	0.00	0	0.00	0	0.00
ACCOUNTANT I	5,314	0.15	0	0.00	0	0.00	0	0.00
ACCOUNTANT II	2,335	0.06	0	0.00	0	0.00	0	0.00
PERSONNEL OFCR I	532	0.01	0	0.00	0	0.00	0	0.00
HUMAN RELATIONS OFCR II	1,807	0.04	0	0.00	0	0.00	0	0.00
PERSONNEL ANAL II	2,026	0.05	0	0.00	0	0.00	0	0.00
RESEARCH ANAL II	1,709	0.04	0	0.00	0	0.00	0	0.00
TRAINING TECH I	1,645	0.04	0	0.00	0	0.00	0	0.00
TRAINING TECH II	3,897	0.10	0	0.00	0	0.00	0	0.00
EXECUTIVE I	316	0.01	0	0.00	0	0.00	0	0.00
HEALTH INFORMATION TECH I	205	0.01	0	0.00	0	0.00	0	0.00
HEALTH INFORMATION ADMIN I	2,051	0.05	0	0.00	0	0.00	0	0.00
HEALTH INFORMATION ADMIN II	2,219	0.04	0	0.00	0	0.00	0	0.00
REIMBURSEMENT OFFICER I	1,227	0.04	0	0.00	0	0.00	0	0.00
PERSONNEL CLERK	1,737	0.05	0	0.00	0	0.00	0	0.00
SECURITY OFCR I	45,794	1.82	0	0.00	0	0.00	0	0.00
SECURITY OFCR II	20,009	0.74	0	0.00	0	0.00	0	0.00
SECURITY OFCR III	303	0.01	0	0.00	0	0.00	0	0.00
CH SECURITY OFCR	101	0.00	0	0.00	0	0.00	0	0.00
CUSTODIAL WORKER I	65,119	3.09	0	0.00	0	0.00	0	0.00
CUSTODIAL WORKER II	4,398	0.20	0	0.00	0	0.00	0	0.00

1/29/14 14:24

im\_didetail

**REPORT 10 - FY 2015 GOVERNOR RECOMMENDS**

**DECISION ITEM DETAIL**

Budget Unit	FY 2013	FY 2013	FY 2014	FY 2014	FY 2015	FY 2015	FY 2015	FY 2015
Decision Item	ACTUAL	ACTUAL	BUDGET	BUDGET	DEPT REQ	DEPT REQ	GOV REC	GOV REC
Budget Object Class	DOLLAR	FTE	DOLLAR	FTE	DOLLAR	FTE	DOLLAR	FTE
<b>OVERTIME PAY PS</b>								
<b>CORE</b>								
CUSTODIAL WORK SPV	5,070	0.21	0	0.00	0	0.00	0	0.00
HOUSEKEEPER I	2,135	0.08	0	0.00	0	0.00	0	0.00
HOUSEKEEPER II	4,135	0.09	0	0.00	0	0.00	0	0.00
LAUNDRY WORKER I	3,295	0.15	0	0.00	0	0.00	0	0.00
LAUNDRY WORKER II	39	0.00	0	0.00	0	0.00	0	0.00
COOK I	16,288	0.75	0	0.00	0	0.00	0	0.00
COOK II	20,592	0.87	0	0.00	0	0.00	0	0.00
COOK III	9,663	0.33	0	0.00	0	0.00	0	0.00
FOOD SERVICE MGR I	13,333	0.41	0	0.00	0	0.00	0	0.00
FOOD SERVICE MGR II	1,740	0.05	0	0.00	0	0.00	0	0.00
DINING ROOM SPV	6,854	0.28	0	0.00	0	0.00	0	0.00
FOOD SERVICE HELPER I	75,796	3.66	0	0.00	0	0.00	0	0.00
FOOD SERVICE HELPER II	10,047	0.44	0	0.00	0	0.00	0	0.00
DIETITIAN I	194	0.00	0	0.00	0	0.00	0	0.00
DIETITIAN II	4,239	0.09	0	0.00	0	0.00	0	0.00
DIETITIAN III	2,596	0.05	0	0.00	0	0.00	0	0.00
DIETARY SERVICES COOR MH	2,509	0.04	0	0.00	0	0.00	0	0.00
ACADEMIC TEACHER III	282	0.01	0	0.00	0	0.00	0	0.00
LIBRARIAN I	1,528	0.05	0	0.00	0	0.00	0	0.00
SPECIAL EDUC TEACHER II	1,608	0.05	0	0.00	0	0.00	0	0.00
SPECIAL EDUC TEACHER III	3,896	0.08	0	0.00	0	0.00	0	0.00
VOCATIONAL TEACHER III	306	0.01	0	0.00	0	0.00	0	0.00
DENTIST III	3,874	0.04	0	0.00	0	0.00	0	0.00
PHYSICIAN	1,250	0.01	0	0.00	0	0.00	0	0.00
SR PSYCHIATRIST	6,214	0.04	0	0.00	0	0.00	0	0.00
MEDICAL SPEC II	2,666	0.02	0	0.00	0	0.00	0	0.00
SECURITY AIDE I PSY	987,210	33.80	0	0.00	0	0.00	0	0.00
SECURITY AIDE II PSY	176,608	5.44	0	0.00	0	0.00	0	0.00
SECURITY AIDE III PSY	12,469	0.34	0	0.00	0	0.00	0	0.00
PSYCHIATRIC TECHNICIAN I	548,188	25.01	0	0.00	0	0.00	0	0.00
PSYCHIATRIC TECHNICIAN II	101,150	4.04	0	0.00	0	0.00	0	0.00
LPN I GEN	14,332	0.47	0	0.00	0	0.00	0	0.00

1/29/14 14:24

im\_didetail

**REPORT 10 - FY 2015 GOVERNOR RECOMMENDS**

**DECISION ITEM DETAIL**

Budget Unit	FY 2013	FY 2013	FY 2014	FY 2014	FY 2015	FY 2015	FY 2015	FY 2015
Decision Item	ACTUAL	ACTUAL	BUDGET	BUDGET	DEPT REQ	DEPT REQ	GOV REC	GOV REC
Budget Object Class	DOLLAR	FTE	DOLLAR	FTE	DOLLAR	FTE	DOLLAR	FTE
<b>OVERTIME PAY PS</b>								
<b>CORE</b>								
LPN II GEN	151,509	4.57	0	0.00	0	0.00	0	0.00
LPN III GEN	507	0.01	0	0.00	0	0.00	0	0.00
REGISTERED NURSE	87,929	1.84	0	0.00	0	0.00	0	0.00
REGISTERED NURSE SENIOR	457,476	8.78	0	0.00	0	0.00	0	0.00
REGISTERED NURSE - CLIN OPERS	7,739	0.12	0	0.00	0	0.00	0	0.00
REGISTERED NURSE SUPERVISOR	51,752	0.86	0	0.00	0	0.00	0	0.00
DEVELOPMENTAL ASST I	1,266,749	58.02	0	0.00	0	0.00	0	0.00
DEVELOPMENTAL ASST II	110,863	4.44	0	0.00	0	0.00	0	0.00
DEVELOPMENTAL ASST III	73,812	2.65	0	0.00	0	0.00	0	0.00
PSYCHOLOGIST I	26,471	0.42	0	0.00	0	0.00	0	0.00
PSYCHOLOGIST II	8,976	0.13	0	0.00	0	0.00	0	0.00
HABILITATION SPECIALIST I	3,370	0.10	0	0.00	0	0.00	0	0.00
HABILITATION SPECIALIST II	63,611	1.76	0	0.00	0	0.00	0	0.00
HABILITATION SPV	1,773	0.04	0	0.00	0	0.00	0	0.00
HABILITATION PROGRAM MGR	3,759	0.08	0	0.00	0	0.00	0	0.00
VOCATIONAL REHAB SPEC II	3,522	0.08	0	0.00	0	0.00	0	0.00
ACTIVITY AIDE I	1,069	0.05	0	0.00	0	0.00	0	0.00
ACTIVITY AIDE II	10,735	0.42	0	0.00	0	0.00	0	0.00
ACTIVITY AIDE III	3,247	0.12	0	0.00	0	0.00	0	0.00
OCCUPATIONAL THER II	2,619	0.04	0	0.00	0	0.00	0	0.00
WORK THERAPY SPECIALIST I	365	0.02	0	0.00	0	0.00	0	0.00
WORK THERAPY SPECIALIST II	1,174	0.04	0	0.00	0	0.00	0	0.00
WORKSHOP SPV I	3,221	0.13	0	0.00	0	0.00	0	0.00
WORKSHOP SPV II	2,484	0.08	0	0.00	0	0.00	0	0.00
COUNSELOR IN TRAINING	127	0.00	0	0.00	0	0.00	0	0.00
LICENSED PROFESSIONAL CNSLR I	1,658	0.04	0	0.00	0	0.00	0	0.00
LICENSED PROFESSIONAL CNSLR II	2,405	0.05	0	0.00	0	0.00	0	0.00
LICENSED BEHAVIOR ANALYST	2,732	0.04	0	0.00	0	0.00	0	0.00
WORKSHOP PROGRAM COOR	1,711	0.04	0	0.00	0	0.00	0	0.00
MUSIC THER I	1,970	0.06	0	0.00	0	0.00	0	0.00
MUSIC THER II	1,473	0.04	0	0.00	0	0.00	0	0.00
RECREATIONAL THER I	5,968	0.18	0	0.00	0	0.00	0	0.00

1/29/14 14:24

im\_didetail

**REPORT 10 - FY 2015 GOVERNOR RECOMMENDS**

**DECISION ITEM DETAIL**

Budget Unit	FY 2013	FY 2013	FY 2014	FY 2014	FY 2015	FY 2015	FY 2015	FY 2015
Decision Item	ACTUAL	ACTUAL	BUDGET	BUDGET	DEPT REQ	DEPT REQ	GOV REC	GOV REC
Budget Object Class	DOLLAR	FTE	DOLLAR	FTE	DOLLAR	FTE	DOLLAR	FTE
<b>OVERTIME PAY PS</b>								
<b>CORE</b>								
RECREATIONAL THER II	13,612	0.34	0	0.00	0	0.00	0	0.00
RECREATIONAL THER III	192	0.00	0	0.00	0	0.00	0	0.00
CHILDRENS PSY CARE SPV	17,876	0.63	0	0.00	0	0.00	0	0.00
SUBSTANCE ABUSE CNSLR II	1,581	0.05	0	0.00	0	0.00	0	0.00
BEHAVIORAL TECHNICIAN TRNE	935	0.04	0	0.00	0	0.00	0	0.00
BEHAVIORAL TECHNICIAN	15,578	0.60	0	0.00	0	0.00	0	0.00
BEHAVIORAL TECHNICIAN SUPV	2,582	0.08	0	0.00	0	0.00	0	0.00
PROGRAM SPECIALIST I MH	8,906	0.23	0	0.00	0	0.00	0	0.00
PROGRAM SPECIALIST II MH	10,008	0.23	0	0.00	0	0.00	0	0.00
UNIT PROGRAM SPV MH	14,413	0.33	0	0.00	0	0.00	0	0.00
STAFF DEVELOPMENT OFCR MH	4,306	0.08	0	0.00	0	0.00	0	0.00
CLINICAL CASEWORK ASST II	3,710	0.13	0	0.00	0	0.00	0	0.00
CLINICAL SOCIAL WORK SPEC	2,128	0.04	0	0.00	0	0.00	0	0.00
LICENSED CLINICAL SOCIAL WKR	35,848	0.77	0	0.00	0	0.00	0	0.00
CLIN CASEWORK PRACTITIONER I	4,293	0.13	0	0.00	0	0.00	0	0.00
CLIN CASEWORK PRACTITIONER II	5,642	0.14	0	0.00	0	0.00	0	0.00
CLINICAL SOCIAL WORK SPV	11,515	0.21	0	0.00	0	0.00	0	0.00
INVESTIGATOR II	1,678	0.04	0	0.00	0	0.00	0	0.00
LABORER I	52	0.00	0	0.00	0	0.00	0	0.00
LABORER II	2,426	0.08	0	0.00	0	0.00	0	0.00
MOTOR VEHICLE DRIVER	7,263	0.30	0	0.00	0	0.00	0	0.00
LOCKSMITH	1,002	0.03	0	0.00	0	0.00	0	0.00
MOTOR VEHICLE MECHANIC	3,170	0.08	0	0.00	0	0.00	0	0.00
COSMETOLOGIST	34	0.00	0	0.00	0	0.00	0	0.00
FISCAL & ADMINISTRATIVE MGR B1	4,500	0.09	0	0.00	0	0.00	0	0.00
NUTRITION/DIETARY SVCS MGR B1	6,939	0.12	0	0.00	0	0.00	0	0.00
MENTAL HEALTH MGR B1	20,905	0.38	0	0.00	0	0.00	0	0.00
MENTAL HEALTH MGR B2	9,120	0.15	0	0.00	0	0.00	0	0.00
REGISTERED NURSE MANAGER B1	2,409	0.04	0	0.00	0	0.00	0	0.00
REGISTERED NURSE MANAGER B2	5,768	0.08	0	0.00	0	0.00	0	0.00
REGISTERED NURSE MANAGER B3	3,333	0.04	0	0.00	0	0.00	0	0.00
PASTORAL COUNSELOR	1,505	0.03	0	0.00	0	0.00	0	0.00

1/29/14 14:24

im\_didetail



**REPORT 10 - FY 2015 GOVERNOR RECOMMENDS**

**DECISION ITEM DETAIL**

Budget Unit	FY 2013	FY 2013	FY 2014	FY 2014	FY 2015	FY 2015	FY 2015	FY 2015
Decision Item	ACTUAL	ACTUAL	BUDGET	BUDGET	DEPT REQ	DEPT REQ	GOV REC	GOV REC
Budget Object Class	DOLLAR	FTE	DOLLAR	FTE	DOLLAR	FTE	DOLLAR	FTE
<b>OVERTIME PAY PS</b>								
<b>CORE</b>								
CLIENT/PATIENT WORKER	454	0.03	0	0.00	0	0.00	0	0.00
CLERK	254	0.01	0	0.00	0	0.00	0	0.00
TYPIST	384	0.02	0	0.00	0	0.00	0	0.00
MISCELLANEOUS TECHNICAL	691	0.02	0	0.00	0	0.00	0	0.00
MISCELLANEOUS PROFESSIONAL	2,410	0.05	0	0.00	0	0.00	0	0.00
MISCELLANEOUS ADMINISTRATIVE	1,984	0.04	0	0.00	0	0.00	0	0.00
DOMESTIC SERVICE WORKER	2,978	0.11	0	0.00	0	0.00	0	0.00
SEAMSTRESS	637	0.03	0	0.00	0	0.00	0	0.00
STAFF PHYSICIAN SPECIALIST	52,887	0.29	0	0.00	0	0.00	0	0.00
MEDICAL ADMINISTRATOR	8,187	0.04	0	0.00	0	0.00	0	0.00
CONSULTING PHYSICIAN	960	0.01	0	0.00	0	0.00	0	0.00
SPECIAL ASST PROFESSIONAL	5,038	0.05	0	0.00	0	0.00	0	0.00
DIRECT CARE AIDE	16,290	0.65	0	0.00	0	0.00	0	0.00
LICENSED PRACTICAL NURSE	1,563	0.05	0	0.00	0	0.00	0	0.00
REGISTERED NURSE	6,194	0.10	0	0.00	0	0.00	0	0.00
NURSING CONSULTANT	78	0.00	0	0.00	0	0.00	0	0.00
THERAPY AIDE	233	0.01	0	0.00	0	0.00	0	0.00
THERAPY CONSULTANT	2,550	0.02	0	0.00	0	0.00	0	0.00
PHARMACIST	38	0.00	0	0.00	0	0.00	0	0.00
SECURITY OFFICER	313	0.01	0	0.00	0	0.00	0	0.00
DRIVER	210	0.01	0	0.00	0	0.00	0	0.00
OTHER	0	0.00	1,122,326	0.00	1,122,326	0.00	1,119,255	0.00
<b>TOTAL - PS</b>	<b>4,997,761</b>	<b>179.72</b>	<b>1,122,326</b>	<b>0.00</b>	<b>1,122,326</b>	<b>0.00</b>	<b>1,119,255</b>	<b>0.00</b>
<b>GRAND TOTAL</b>	<b>\$4,997,761</b>	<b>179.72</b>	<b>\$1,122,326</b>	<b>0.00</b>	<b>\$1,122,326</b>	<b>0.00</b>	<b>\$1,119,255</b>	<b>0.00</b>
<b>GENERAL REVENUE</b>	<b>\$3,994,520</b>	<b>137.92</b>	<b>\$1,122,326</b>	<b>0.00</b>	<b>\$1,122,326</b>	<b>0.00</b>	<b>\$1,119,255</b>	<b>0.00</b>
<b>FEDERAL FUNDS</b>	<b>\$1,003,241</b>	<b>41.80</b>	<b>\$0</b>	<b>0.00</b>	<b>\$0</b>	<b>0.00</b>	<b>\$0</b>	<b>0.00</b>
<b>OTHER FUNDS</b>	<b>\$0</b>	<b>0.00</b>	<b>\$0</b>	<b>0.00</b>	<b>\$0</b>	<b>0.00</b>	<b>\$0</b>	<b>0.00</b>

1/29/14 14:24

im\_didetail



**REPORT 9 - FY 2015 GOVERNOR RECOMMENDS**

**DECISION ITEM SUMMARY**

Budget Unit								
Decision Item	FY 2013	FY 2013	FY 2014	FY 2014	FY 2015	FY 2015	FY 2015	FY 2015
Budget Object Summary	ACTUAL	ACTUAL	BUDGET	BUDGET	DEPT REQ	DEPT REQ	GOV REC	GOV REC
Fund	DOLLAR	FTE	DOLLAR	FTE	DOLLAR	FTE	DOLLAR	FTE
<b>ITSD ADA FEDERAL TRF</b>								
<b>CORE</b>								
<b>FUND TRANSFERS</b>								
DEPT MENTAL HEALTH	52,943	0.00	500,000	0.00	500,000	0.00	500,000	0.00
TOTAL - TRF	52,943	0.00	500,000	0.00	500,000	0.00	500,000	0.00
<b>TOTAL</b>	<b>52,943</b>	<b>0.00</b>	<b>500,000</b>	<b>0.00</b>	<b>500,000</b>	<b>0.00</b>	<b>500,000</b>	<b>0.00</b>
<b>GRAND TOTAL</b>	<b>\$52,943</b>	<b>0.00</b>	<b>\$500,000</b>	<b>0.00</b>	<b>\$500,000</b>	<b>0.00</b>	<b>\$500,000</b>	<b>0.00</b>

**CORE DECISION ITEM**

<b>Department:</b>	<b>Mental Health</b>	<b>Budget Unit:</b>	<b>65112C</b>
<b>Division:</b>	<b>Office of Director</b>		
<b>Core:</b>	<b>ITSD ADA Federal Transfer</b>		

**1. CORE FINANCIAL SUMMARY**

	FY 2015 Budget Request			
	GR	Federal	Other	Total
PS	0	0	0	0
EE	0	0	0	0
PSD	0	0	0	0
TRF	0	500,000	0	500,000
<b>Total</b>	<b>0</b>	<b>500,000</b>	<b>0</b>	<b>500,000</b>
<b>FTE</b>	<b>0.00</b>	<b>0.00</b>	<b>0.00</b>	<b>0.00</b>

<b>Est. Fringe</b>	0	0	0	0
--------------------	---	---	---	---

*Note: Fringes budgeted in House Bill 5 except for certain fringes budgeted directly to MoDOT, Highway Patrol, and Conservation.*

Other Funds: None.

	FY 2015 Governor's Recommendation			
	GR	Federal	Other	Total
PS	0	0	0	0
EE	0	0	0	0
PSD	0	0	0	0
TRF	0	500,000	0	500,000
<b>Total</b>	<b>0</b>	<b>500,000</b>	<b>0</b>	<b>500,000</b>
<b>FTE</b>	<b>0.00</b>	<b>0.00</b>	<b>0.00</b>	<b>0.00</b>

<b>Est. Fringe</b>	0	0	0	0
--------------------	---	---	---	---

*Note: Fringes budgeted in House Bill 5 except for certain fringes budgeted directly to MoDOT, Highway Patrol, and Conservation.*

Other Funds: None.

**2. CORE DESCRIPTION**

In FY 2007, IT funding was consolidated within the Office of Administration. One of the positions transferred to Office of Administration/Information Technology Services Division (OA/ITSD) is supported through federal earnings. Further, OA/ITSD and DMH will occasionally coordinate special IT projects that require additional funds to be transferred to OA/ITSD. An appropriated transfer section is needed to provide the mechanism to transfer DMH federal funds to OA/ITSD on an annual basis.

**3. PROGRAM LISTING (list programs included in this core funding)**

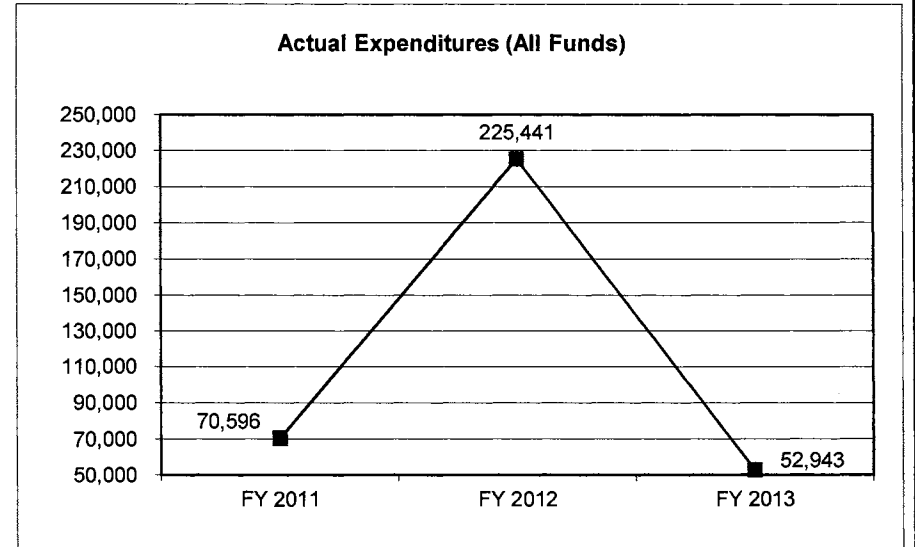
Not applicable.

**CORE DECISION ITEM**

<b>Department:</b> Mental Health	<b>Budget Unit:</b> 65112C
<b>Division:</b> Office of Director	
<b>Core:</b> ITSD ADA Federal Transfer	

**4. FINANCIAL HISTORY**

	<u>FY 2011</u> <u>Actual</u>	<u>FY 2012</u> <u>Actual</u>	<u>FY 2013</u> <u>Actual</u>	<u>FY 2014</u> <u>Current Yr.</u>
Appropriation (All Funds)	71,000	305,105	500,000	500,000
Less Reverted (All Funds)	0	0	0	N/A
Budget Authority (All Funds)	71,000	305,105	500,000	N/A
Actual Expenditures (All Funds)	70,596	225,441	52,943	N/A
Unexpended (All Funds)	404	79,664	447,057	N/A
Unexpended, by Fund:				
General Revenue	0	0	0	N/A
Federal	404	79,664	447,057	N/A
Other	0	0	0	N/A
	(1)	(2)	(3)	



Reverted includes Governor's standard 3 percent reserve (when applicable) and any extraordinary withholdings.

**NOTES:**

- (1) An "E" increase was processed during the fiscal year which increased the total appropriation.
- (2) A large "E" increase was processed during the fiscal year in order to cover expenses for the Electronic Medical Record project.
- (3) The "E" was removed in FY13; therefore, the appropriation was increased.

**CORE RECONCILIATION DETAIL**

**DEPARTMENT OF MENTAL HEALTH**  
**ITSD ADA FEDERAL TRF**

**5. CORE RECONCILIATION DETAIL**

	<b>Budget Class</b>	<b>FTE</b>	<b>GR</b>	<b>Federal</b>	<b>Other</b>	<b>Total</b>	<b>Explanation</b>
<b>TAFP AFTER VETOES</b>							
	TRF	0.00	0	500,000	0	500,000	
	<b>Total</b>	<b>0.00</b>	<b>0</b>	<b>500,000</b>	<b>0</b>	<b>500,000</b>	
<b>DEPARTMENT CORE REQUEST</b>							
	TRF	0.00	0	500,000	0	500,000	
	<b>Total</b>	<b>0.00</b>	<b>0</b>	<b>500,000</b>	<b>0</b>	<b>500,000</b>	
<b>GOVERNOR'S RECOMMENDED CORE</b>							
	TRF	0.00	0	500,000	0	500,000	
	<b>Total</b>	<b>0.00</b>	<b>0</b>	<b>500,000</b>	<b>0</b>	<b>500,000</b>	

**REPORT 10 - FY 2015 GOVERNOR RECOMMENDS**

**DECISION ITEM DETAIL**

Budget Unit	FY 2013	FY 2013	FY 2014	FY 2014	FY 2015	FY 2015	FY 2015	FY 2015
Decision Item	ACTUAL	ACTUAL	BUDGET	BUDGET	DEPT REQ	DEPT REQ	GOV REC	GOV REC
Budget Object Class	DOLLAR	FTE	DOLLAR	FTE	DOLLAR	FTE	DOLLAR	FTE
<b>ITSD ADA FEDERAL TRF</b>								
<b>CORE</b>								
TRANSFERS OUT	52,943	0.00	500,000	0.00	500,000	0.00	500,000	0.00
TOTAL - TRF	52,943	0.00	500,000	0.00	500,000	0.00	500,000	0.00
<b>GRAND TOTAL</b>	<b>\$52,943</b>	<b>0.00</b>	<b>\$500,000</b>	<b>0.00</b>	<b>\$500,000</b>	<b>0.00</b>	<b>\$500,000</b>	<b>0.00</b>
GENERAL REVENUE	\$0	0.00	\$0	0.00	\$0	0.00	\$0	0.00
FEDERAL FUNDS	\$52,943	0.00	\$500,000	0.00	\$500,000	0.00	\$500,000	0.00
OTHER FUNDS	\$0	0.00	\$0	0.00	\$0	0.00	\$0	0.00





**REPORT 9 - FY 2015 GOVERNOR RECOMMENDS**

**DECISION ITEM SUMMARY**

Budget Unit								
Decision Item	FY 2013	FY 2013	FY 2014	FY 2014	FY 2015	FY 2015	FY 2015	FY 2015
Budget Object Summary	ACTUAL	ACTUAL	BUDGET	BUDGET	DEPT REQ	DEPT REQ	GOV REC	GOV REC
Fund	DOLLAR	FTE	DOLLAR	FTE	DOLLAR	FTE	DOLLAR	FTE
<b>OPERATIONAL SUPPORT</b>								
<b>CORE</b>								
<b>PERSONAL SERVICES</b>								
GENERAL REVENUE	4,582,782	94.74	4,753,610	103.20	4,753,610	103.20	4,753,610	103.20
DEPT MENTAL HEALTH	858,669	19.16	891,646	19.85	891,646	19.85	891,646	19.85
TOTAL - PS	5,441,451	113.90	5,645,256	123.05	5,645,256	123.05	5,645,256	123.05
<b>EXPENSE &amp; EQUIPMENT</b>								
GENERAL REVENUE	960,507	0.00	990,214	0.00	990,214	0.00	990,214	0.00
DEPT MENTAL HEALTH	1,105,246	0.00	1,306,728	0.00	1,306,728	0.00	1,243,728	0.00
TOTAL - EE	2,065,753	0.00	2,296,942	0.00	2,296,942	0.00	2,233,942	0.00
<b>TOTAL</b>	<b>7,507,204</b>	<b>113.90</b>	<b>7,942,198</b>	<b>123.05</b>	<b>7,942,198</b>	<b>123.05</b>	<b>7,879,198</b>	<b>123.05</b>
<b>Pay Plan FY14-Cost to Continue - 0000014</b>								
<b>PERSONAL SERVICES</b>								
GENERAL REVENUE	0	0.00	0	0.00	25,804	0.00	25,804	0.00
DEPT MENTAL HEALTH	0	0.00	0	0.00	4,968	0.00	4,968	0.00
TOTAL - PS	0	0.00	0	0.00	30,772	0.00	30,772	0.00
<b>TOTAL</b>	<b>0</b>	<b>0.00</b>	<b>0</b>	<b>0.00</b>	<b>30,772</b>	<b>0.00</b>	<b>30,772</b>	<b>0.00</b>
<b>Pay Plan FY15-COLA - 0000015</b>								
<b>PERSONAL SERVICES</b>								
GENERAL REVENUE	0	0.00	0	0.00	0	0.00	65,716	0.00
DEPT MENTAL HEALTH	0	0.00	0	0.00	0	0.00	12,329	0.00
TOTAL - PS	0	0.00	0	0.00	0	0.00	78,045	0.00
<b>TOTAL</b>	<b>0</b>	<b>0.00</b>	<b>0</b>	<b>0.00</b>	<b>0</b>	<b>0.00</b>	<b>78,045</b>	<b>0.00</b>
<b>GRAND TOTAL</b>	<b>\$7,507,204</b>	<b>113.90</b>	<b>\$7,942,198</b>	<b>123.05</b>	<b>\$7,972,970</b>	<b>123.05</b>	<b>\$7,988,015</b>	<b>123.05</b>

**CORE DECISION ITEM**

<b>Department:</b> Mental Health	<b>Budget Unit:</b> 65107C
<b>Division:</b> Office of Director	
<b>Core:</b> Operational Support	

**1. CORE FINANCIAL SUMMARY**

	FY 2015 Budget Request					FY 2015 Governor's Recommendation			
	GR	Federal	Other	Total		GR	Federal	Other	Total
<b>PS</b>	4,753,610	891,646	0	5,645,256	<b>PS</b>	4,753,610	891,646	0	5,645,256
<b>EE</b>	990,214	1,306,728	0	2,296,942	<b>EE</b>	990,214	1,243,728	0	2,233,942
<b>PSD</b>	0	0	0	0	<b>PSD</b>	0	0	0	0
<b>TRF</b>	0	0	0	0	<b>TRF</b>	0	0	0	0
<b>Total</b>	<b>5,743,824</b>	<b>2,198,374</b>	<b>0</b>	<b>7,942,198</b>	<b>Total</b>	<b>5,743,824</b>	<b>2,135,374</b>	<b>0</b>	<b>7,879,198</b>
<b>FTE</b>	<b>103.20</b>	<b>19.85</b>	<b>0.00</b>	<b>123.05</b>	<b>FTE</b>	<b>103.20</b>	<b>19.85</b>	<b>0.00</b>	<b>123.05</b>
<b>Est. Fringe</b>	2,507,529	470,343	0	2,977,873	<b>Est. Fringe</b>	2,507,529	470,343	0	2,977,873

*Note: Fringes budgeted in House Bill 5 except for certain fringes budgeted directly to MoDOT, Highway Patrol, and Conservation.*

*Note: Fringes budgeted in House Bill 5 except for certain fringes budgeted directly to MoDOT, Highway Patrol, and Conservation.*

Other Funds: None.

Other Funds: None.

**2. CORE DESCRIPTION**

Operational Support responsibilities include a wide range of administrative and financial services. This core funding includes the following offices and obligations: Administration, Human Resources, Public Affairs/Legislative Liaison, Audit Services, Regulatory Process, General Counsel, Consumer Affairs, Disaster Services, Office of Comprehensive Child Mental Health, Youth and Families, Investigations, Hearings Administration, Housing, Deaf Services & Cultural Competency and Department Overhead expenses.

**3. PROGRAM LISTING (list programs included in this core funding)**

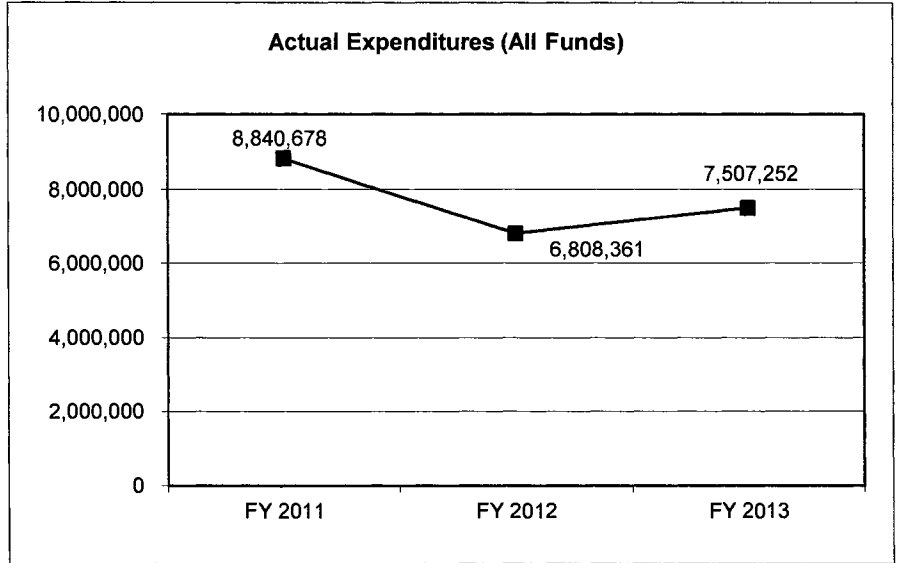
Administration - Operational Support

**CORE DECISION ITEM**

<b>Department:</b> <u>Mental Health</u>	<b>Budget Unit:</b> <u>65107C</u>
<b>Division:</b> <u>Office of Director</u>	
<b>Core:</b> <u>Operational Support</u>	

**4. FINANCIAL HISTORY**

	FY 2011 Actual	FY 2012 Actual	FY 2013 Actual	FY 2014 Current Yr.
Appropriation (All Funds)	9,883,114	9,118,496	9,156,791	7,942,198
Less Reverted (All Funds)	(215,673)	(178,074)	(171,441)	N/A
Budget Authority (All Funds)	9,667,441	8,940,422	8,985,350	N/A
Actual Expenditures (All Funds)	8,840,678	6,808,361	7,507,252	N/A
Unexpended (All Funds)	826,763	2,132,061	1,478,098	N/A
Unexpended, by Fund:				
General Revenue	1	0	0	N/A
Federal	826,763	2,132,061	1,478,098	N/A
Other	0	0	0	N/A
		<b>(1)</b>		<b>(2)</b>



Reverted includes Governor's standard 3 percent reserve (when applicable) and any extraordinary withholdings.

**NOTES:**

- (1) In FY12, expenditures decreased as a result of lower Healthcare Technology earnings.
- (2) In FY14, the appropriation amount decreased due to the reallocation of authority to CPS facilities and travel reductions.

**CORE RECONCILIATION DETAIL**

**DEPARTMENT OF MENTAL HEALTH  
OPERATIONAL SUPPORT**

**5. CORE RECONCILIATION DETAIL**

	<b>Budget Class</b>	<b>FTE</b>	<b>GR</b>	<b>Federal</b>	<b>Other</b>	<b>Total</b>	<b>Explanation</b>
<b>TAFP AFTER VETOES</b>							
	PS	123.05	4,753,610	891,646	0	5,645,256	
	EE	0.00	990,214	1,306,728	0	2,296,942	
	<b>Total</b>	<b>123.05</b>	<b>5,743,824</b>	<b>2,198,374</b>	<b>0</b>	<b>7,942,198</b>	
<b>DEPARTMENT CORE ADJUSTMENTS</b>							
Core Reallocation	588 5311 PS	0.00	0	0	0	0	
Core Reallocation	588 5307 PS	0.00	0	0	0	(0)	
<b>NET DEPARTMENT CHANGES</b>		<b>0.00</b>	<b>0</b>	<b>0</b>	<b>0</b>	<b>0</b>	
<b>DEPARTMENT CORE REQUEST</b>							
	PS	123.05	4,753,610	891,646	0	5,645,256	
	EE	0.00	990,214	1,306,728	0	2,296,942	
	<b>Total</b>	<b>123.05</b>	<b>5,743,824</b>	<b>2,198,374</b>	<b>0</b>	<b>7,942,198</b>	
<b>GOVERNOR'S ADDITIONAL CORE ADJUSTMENTS</b>							
Core Reallocation	2287 5312 EE	0.00	0	(63,000)	0	(63,000)	Core Reallocation
<b>NET GOVERNOR CHANGES</b>		<b>0.00</b>	<b>0</b>	<b>(63,000)</b>	<b>0</b>	<b>(63,000)</b>	
<b>GOVERNOR'S RECOMMENDED CORE</b>							
	PS	123.05	4,753,610	891,646	0	5,645,256	
	EE	0.00	990,214	1,243,728	0	2,233,942	
	<b>Total</b>	<b>123.05</b>	<b>5,743,824</b>	<b>2,135,374</b>	<b>0</b>	<b>7,879,198</b>	

**REPORT 10 - FY 2015 GOVERNOR RECOMMENDS**

**DECISION ITEM DETAIL**

Budget Unit	FY 2013	FY 2013	FY 2014	FY 2014	FY 2015	FY 2015	FY 2015	FY 2015
Decision Item	ACTUAL	ACTUAL	BUDGET	BUDGET	DEPT REQ	DEPT REQ	GOV REC	GOV REC
Budget Object Class	DOLLAR	FTE	DOLLAR	FTE	DOLLAR	FTE	DOLLAR	FTE
<b>OPERATIONAL SUPPORT</b>								
<b>CORE</b>								
ADMIN OFFICE SUPPORT ASSISTANT	176,867	5.52	195,717	6.00	178,108	5.52	178,108	5.52
OFFICE SUPPORT ASST (KEYBRD)	24,628	1.00	24,918	1.00	24,898	1.00	24,898	1.00
SR OFC SUPPORT ASST (KEYBRD)	151,873	5.90	156,296	6.00	156,168	6.00	156,168	6.00
INFORMATION TECHNOLOGIST III	0	0.00	32	0.00	0	0.00	0	0.00
INFORMATION TECHNOLOGIST IV	0	0.00	79	0.00	0	0.00	0	0.00
INFORMATION TECHNOLOGY SPEC I	0	0.00	43	0.00	0	0.00	0	0.00
INFORMATION TECHNOLOGY SPEC II	68,368	1.00	68,730	1.00	68,674	1.00	68,674	1.00
STOREKEEPER I	28,242	1.00	29,962	1.00	29,962	1.00	29,962	1.00
STOREKEEPER II	0	0.00	28	0.00	0	0.00	0	0.00
PROCUREMENT OFCR I	40,227	1.00	40,543	1.00	40,510	1.00	40,510	1.00
PROCUREMENT OFCR II	94,075	2.00	94,730	2.00	94,652	2.00	94,652	2.00
OFFICE SERVICES COOR	46,870	1.00	47,158	1.00	47,158	1.00	47,158	1.00
ACCOUNT CLERK II	17,834	0.69	26,155	1.00	24,370	1.00	24,370	1.00
SENIOR AUDITOR	74,110	1.75	85,578	2.00	85,508	2.00	85,508	2.00
ACCOUNTANT I	167,457	5.09	200,486	6.00	196,404	6.00	196,404	6.00
ACCOUNTANT II	89,387	2.00	90,064	2.00	89,960	2.00	89,960	2.00
ASST CONTROLLER MH	0	0.00	51	0.00	0	0.00	0	0.00
ACCOUNTING SPECIALIST II	27,118	0.60	45,359	1.00	22,642	0.51	22,642	0.51
ACCOUNTING SPECIALIST III	96,779	1.68	59,266	1.00	175,209	3.00	175,209	3.00
ACCOUNTING ANAL II	129,961	3.00	172,909	3.95	167,176	3.95	167,176	3.95
ACCOUNTING ANAL III	114,386	2.25	158,908	3.00	52,426	1.00	52,426	1.00
BUDGET ANAL III	144,038	2.96	146,983	3.00	146,863	3.00	146,863	3.00
PERSONNEL OFCR II	62,805	1.00	63,157	1.00	63,106	1.00	63,106	1.00
PERSONNEL ANAL II	79,759	2.00	80,389	2.00	80,324	2.00	80,324	2.00
EXECUTIVE I	37,314	1.00	37,625	1.00	37,594	1.00	37,594	1.00
EXECUTIVE II	0	0.00	35	0.00	0	0.00	0	0.00
MANAGEMENT ANALYSIS SPEC II	42,640	1.01	42,841	1.00	42,801	1.00	42,801	1.00
REIMBURSEMENT OFFICER II	0	0.00	29	0.00	0	0.00	0	0.00
PERSONNEL CLERK	26,927	0.87	30,419	1.00	33,154	1.00	33,154	1.00
HOUSING DEVELOPMENT OFCR II	28,999	0.71	29,225	0.71	29,200	0.71	29,200	0.71
AFFORDABLE HOUSING CNSLT MH	54,316	1.00	54,654	1.00	54,610	1.00	54,610	1.00
PROGRAM SPECIALIST TRAINEE MH	20,651	0.57	0	0.00	0	0.00	0	0.00

1/29/14 14:24

im\_didetail

**REPORT 10 - FY 2015 GOVERNOR RECOMMENDS**

**DECISION ITEM DETAIL**

Budget Unit	FY 2013	FY 2013	FY 2014	FY 2014	FY 2015	FY 2015	FY 2015	FY 2015
Decision Item	ACTUAL	ACTUAL	BUDGET	BUDGET	DEPT REQ	DEPT REQ	GOV REC	GOV REC
Budget Object Class	DOLLAR	FTE	DOLLAR	FTE	DOLLAR	FTE	DOLLAR	FTE
<b>OPERATIONAL SUPPORT</b>								
<b>CORE</b>								
PROGRAM SPECIALIST I MH	691,923	18.16	768,936	20.02	653,520	17.02	653,520	17.02
PROGRAM SPECIALIST II MH	260,329	6.25	251,998	6.00	375,487	9.00	375,487	9.00
PROGRAM COORD DMH DOHSS	360,322	6.92	370,642	7.00	302,028	6.00	302,028	6.00
INVESTIGATOR I	0	0.00	31	0.00	0	0.00	0	0.00
MOTOR VEHICLE DRIVER	25,443	1.00	25,735	1.00	25,714	1.00	25,714	1.00
FISCAL & ADMINISTRATIVE MGR B2	313,326	5.11	307,954	5.00	374,069	6.00	374,069	6.00
FISCAL & ADMINISTRATIVE MGR B3	139,910	2.00	140,466	2.00	140,466	2.00	140,466	2.00
MENTAL HEALTH MGR B1	111,110	2.00	111,700	2.00	111,700	2.00	111,700	2.00
MENTAL HEALTH MGR B2	140,239	1.98	142,297	2.00	142,297	2.00	142,297	2.00
DEPUTY STATE DEPT DIRECTOR	229,768	2.54	276,373	2.97	184,355	2.00	184,355	2.00
DESIGNATED PRINCIPAL ASST DEPT	177,605	2.13	203,315	2.71	184,423	2.25	184,423	2.25
DESIGNATED PRINCIPAL ASST DIV	3,957	0.06	0	0.00	0	0.00	0	0.00
ADMINISTRATIVE ASSISTANT	245	0.01	300	0.00	300	0.00	300	0.00
ASSOCIATE COUNSEL	401,445	6.52	403,063	6.55	408,796	6.50	408,796	6.50
PROJECT SPECIALIST	0	0.00	20,064	0.41	6,589	0.73	6,589	0.73
PARALEGAL	39,238	1.00	39,552	1.00	39,522	1.00	39,522	1.00
LEGAL COUNSEL	82,400	1.00	82,650	1.00	90,250	1.00	90,250	1.00
HEARINGS OFFICER	57,596	1.03	56,566	1.00	58,250	1.00	58,250	1.00
MISCELLANEOUS PROFESSIONAL	66,948	1.59	40,004	5.22	52,227	6.02	52,227	6.02
MEDICAL ADMINISTRATOR	58,200	0.30	60,213	0.85	60,213	0.85	60,213	0.85
SPECIAL ASST OFFICIAL & ADMSTR	272,574	3.94	242,243	3.66	364,091	4.91	364,091	4.91
SPECIAL ASST PROFESSIONAL	45,087	0.75	0	0.00	0	0.00	0	0.00
SPECIAL ASST OFFICE & CLERICAL	118,155	3.01	118,785	3.00	129,482	3.08	129,482	3.08
<b>TOTAL - PS</b>	<b>5,441,451</b>	<b>113.90</b>	<b>5,645,256</b>	<b>123.05</b>	<b>5,645,256</b>	<b>123.05</b>	<b>5,645,256</b>	<b>123.05</b>
TRAVEL, IN-STATE	199,967	0.00	160,893	0.00	160,893	0.00	160,893	0.00
TRAVEL, OUT-OF-STATE	1,296	0.00	1,102	0.00	1,102	0.00	1,102	0.00
SUPPLIES	173,185	0.00	185,105	0.00	185,105	0.00	185,105	0.00
PROFESSIONAL DEVELOPMENT	17,887	0.00	34,707	0.00	34,707	0.00	34,707	0.00
COMMUNICATION SERV & SUPP	141,892	0.00	193,400	0.00	193,400	0.00	193,400	0.00
PROFESSIONAL SERVICES	1,455,904	0.00	1,627,743	0.00	1,627,743	0.00	1,564,743	0.00
HOUSEKEEPING & JANITORIAL SERV	13,837	0.00	13,000	0.00	13,000	0.00	13,000	0.00
M&R SERVICES	8,084	0.00	22,500	0.00	22,500	0.00	22,500	0.00

1/29/14 14:24

im\_didetail

**REPORT 10 - FY 2015 GOVERNOR RECOMMENDS**

**DECISION ITEM DETAIL**

Budget Unit	FY 2013	FY 2013	FY 2014	FY 2014	FY 2015	FY 2015	FY 2015	FY 2015
Decision Item	ACTUAL	ACTUAL	BUDGET	BUDGET	DEPT REQ	DEPT REQ	GOV REC	GOV REC
Budget Object Class	DOLLAR	FTE	DOLLAR	FTE	DOLLAR	FTE	DOLLAR	FTE
<b>OPERATIONAL SUPPORT</b>								
<b>CORE</b>								
OFFICE EQUIPMENT	19,414	0.00	10,572	0.00	10,572	0.00	10,572	0.00
OTHER EQUIPMENT	16,304	0.00	31,220	0.00	31,220	0.00	31,220	0.00
BUILDING LEASE PAYMENTS	50	0.00	0	0.00	0	0.00	0	0.00
EQUIPMENT RENTALS & LEASES	66	0.00	200	0.00	200	0.00	200	0.00
MISCELLANEOUS EXPENSES	17,867	0.00	16,500	0.00	16,500	0.00	16,500	0.00
<b>TOTAL - EE</b>	<b>2,065,753</b>	<b>0.00</b>	<b>2,296,942</b>	<b>0.00</b>	<b>2,296,942</b>	<b>0.00</b>	<b>2,233,942</b>	<b>0.00</b>
<b>GRAND TOTAL</b>	<b>\$7,507,204</b>	<b>113.90</b>	<b>\$7,942,198</b>	<b>123.05</b>	<b>\$7,942,198</b>	<b>123.05</b>	<b>\$7,879,198</b>	<b>123.05</b>
GENERAL REVENUE	\$5,543,289	94.74	\$5,743,824	103.20	\$5,743,824	103.20	\$5,743,824	103.20
FEDERAL FUNDS	\$1,963,915	19.16	\$2,198,374	19.85	\$2,198,374	19.85	\$2,135,374	19.85
OTHER FUNDS	\$0	0.00	\$0	0.00	\$0	0.00	\$0	0.00

**PROGRAM DESCRIPTION**

<b>Department: Mental Health</b>										
<b>Program Name: Administration (Operational Support)</b>										
<b>Program is found in the following core budget(s): Operational Support</b>										
	<b>Operational Support</b>								<b>TOTAL</b>	
<b>GR</b>	5,743,824								5,743,824	
<b>FEDERAL</b>	2,198,374								2,198,374	
<b>OTHER</b>	0								0	
<b>TOTAL</b>	7,942,198	0	0	0	0	0	0	0	7,942,198	

**1. What does this program do?**

The Operational Support core budget includes the following offices and obligations:

The **Office of Public Affairs/Legislative Liaison** supports the efforts of the program divisions to reduce stigma and raise awareness in the community about mental illness, substance abuse, and developmental disabilities. This is achieved through education activities and media relations. The Legislative Liaison is responsible for the review and analysis of state and federal legislation that pertains to services provided by the Department of Mental Health. The Office monitors the progress of bills and other legislative activities, and provides legislative information to internal and external stakeholders.

The **Office of Comprehensive Child Mental Health** supports all three divisions in clinical policy development and clinical consultations for childrens services.

**Office of the Department Deputy Director** - Sections reporting to the Department Deputy Director include the **Audit Section** which is responsible for conducting audits and consultations on DMH operated facilities and contract providers; **Deaf Services** staff provide direction and assistance in providing necessary services to hearing impaired consumers; **Human Resources** is responsible for personnel recruitment and retention, employee benefits, employee grievance resolutions, workers compensation and union relations; **General Counsel** is responsible for handling legal opinions and interpretations, providing legal representation for the department, developing rules and department operating regulations and conducting administrative hearings related to actions taken by the department's administrators; **Disaster Services** provides guidance, planning, and assistance in the event of a natural or man-made disaster; **Constituent Services** represents consumers and family viewpoints in decision and policy development and ensures client rights are not violated; and the **Investigations Unit** is responsible for conducting abuse and neglect investigations.

**Division of Administrative Services** which is responsible for processing accounts payable for Central Office, financial management, reporting and control, budget development and budget control, central office general services, fleet management, procurement and contract management, revenue maximization, MO HealthNet, Medicare and other revenue billings and collections.



**PROGRAM DESCRIPTION**

**Department: Mental Health**

**Program Name: Administration (Operational Support)**

**Program is found in the following core budget(s): Operational Support**

**2. What is the authorization for this program, i.e., federal or state statute, etc.? (Include the federal program number, if applicable.)**

Sections 630.015 and 630.020, RSMo.

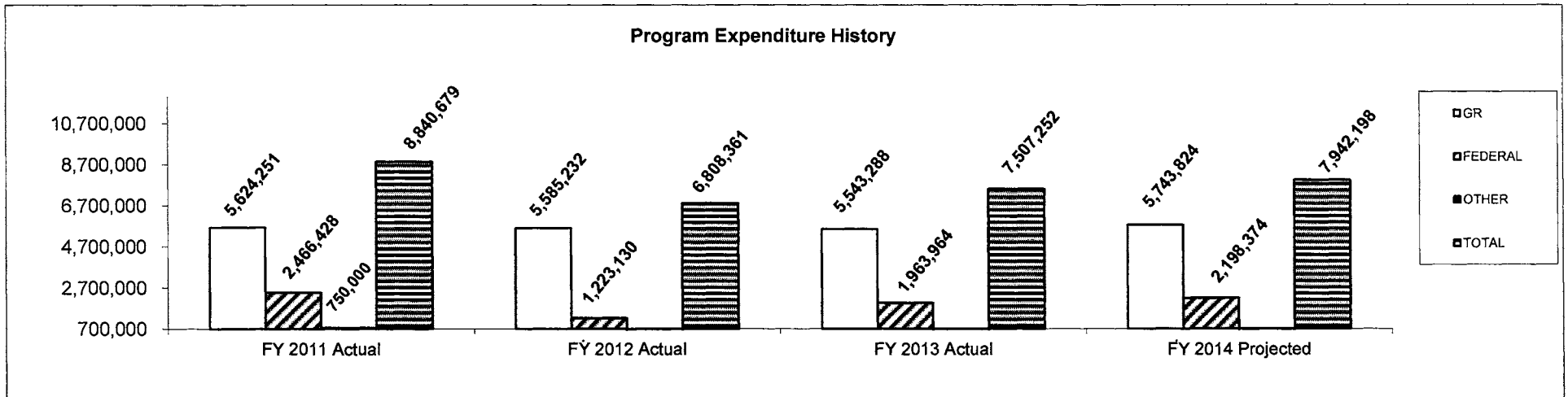
**3. Are there federal matching requirements? If yes, please explain.**

Yes. Match dollars are required to draw down federal administrative earnings.

**4. Is this a federally mandated program? If yes, please explain.**

HIPAA is mandated by Federal law. Forensic client transfer and conditional release revocation hearings and Developmental Disabilities (DD) service eligibility hearings are mandated by Federal consent decree.

**5. Provide actual expenditures for the prior three fiscal years and planned expenditures for the current fiscal year.**



**6. What are the sources of the "Other " funds?**

Healthcare Technology Fund (0170).

## PROGRAM DESCRIPTION

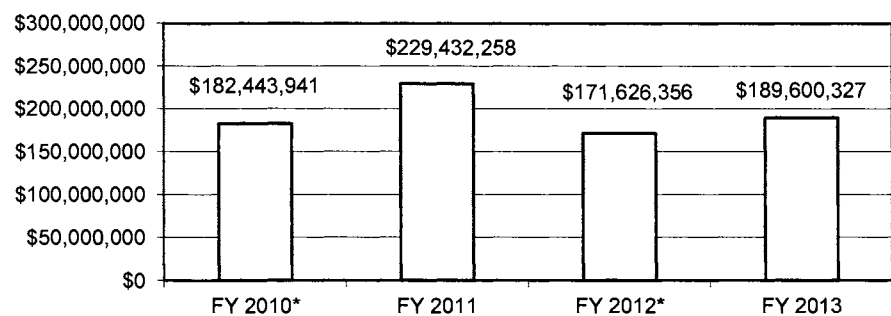
**Department: Mental Health**

**Program Name: Administration (Operational Support)**

**Program is found in the following core budget(s): Operational Support**

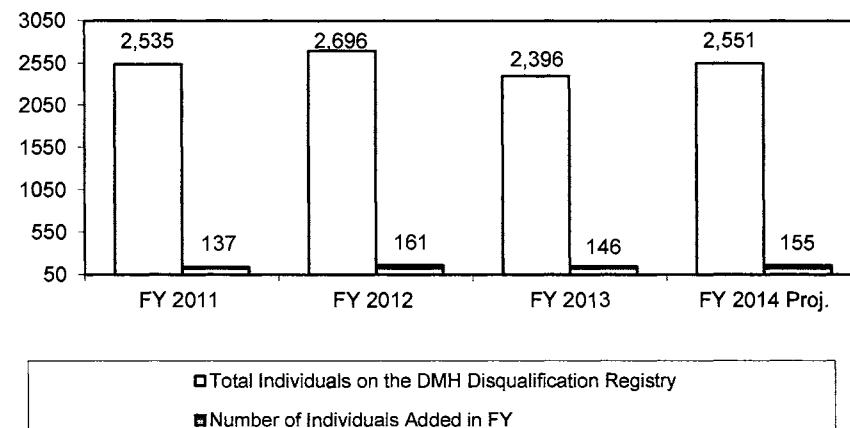
**7a. Provide an effectiveness measure.**

### DMH Collections Deposited to State General Revenue



\*\*The decrease in FY 2010 and FY 2012 is due to DD facilities moving from GR funding to Federal funding.

### Number of Individuals on the DMH Disqualification Registry



Note: Due to the change in law, over 400 individuals were removed from the disqualification Registry list in September 2012. Due to new individuals being added to the list and a number of individuals being removed from the list, the overall total will fluctuate.

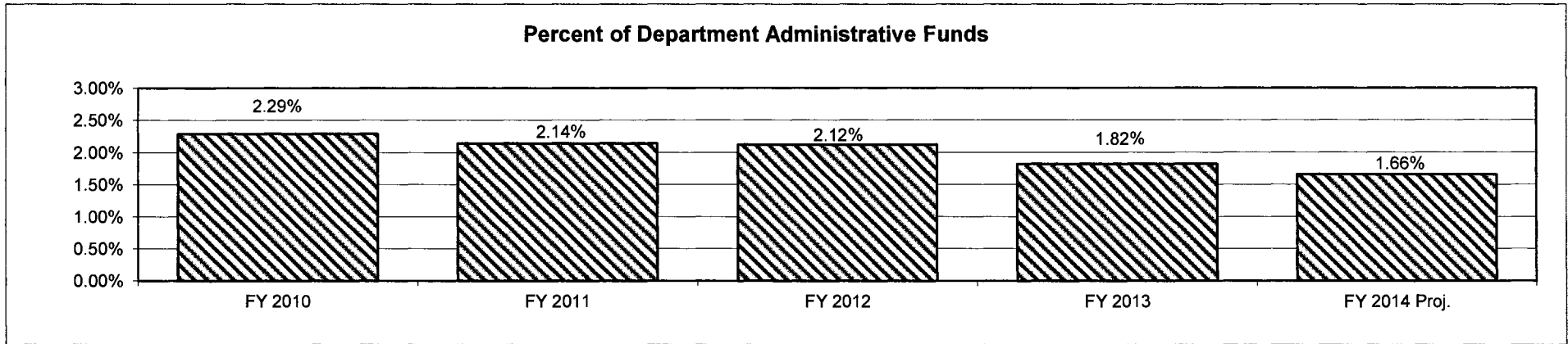
**PROGRAM DESCRIPTION**

**Department: Mental Health**

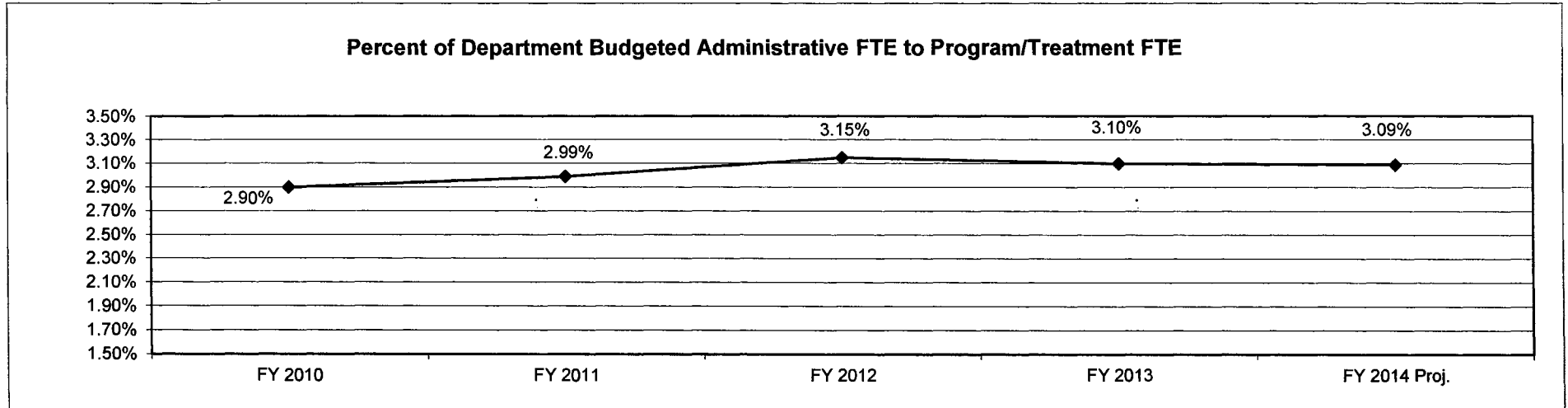
**Program Name: Administration (Operational Support)**

**Program is found in the following core budget(s): Operational Support**

**7b. Provide an efficiency measure.**



**7b. Provide an efficiency measure. (Cont.)**



**PROGRAM DESCRIPTION**

**Department: Mental Health**

**Program Name: Administration (Operational Support)**

**Program is found in the following core budget(s): Operational Support**

**7c. Provide the number of clients/individuals served, if applicable.**

<b>Clients/Individuals Served</b>					
<b>Division</b>	<b>FY 2010</b>	<b>FY 2011</b>	<b>FY 2012</b>	<b>FY 2013</b>	<b>FY 2014 Proj.</b>
ADA	78,380	68,415	68,552	66,849	66,849
CPS	75,839	72,962	78,469	77,583	77,583
DD	29,755	30,473	31,851	32,620	32,620

**7d. Provide a customer satisfaction measure, if available.**

Not applicable.



**REPORT 9 - FY 2015 GOVERNOR RECOMMENDS**

**DECISION ITEM SUMMARY**

Budget Unit									
Decision Item	FY 2013	FY 2013	FY 2014	FY 2014	FY 2015	FY 2015	FY 2015	FY 2015	FY 2015
Budget Object Summary	ACTUAL	ACTUAL	BUDGET	BUDGET	DEPT REQ	DEPT REQ	GOV REC	GOV REC	GOV REC
Fund	DOLLAR	FTE	DOLLAR	FTE	DOLLAR	FTE	DOLLAR	FTE	FTE
<b>STAFF TRAINING</b>									
<b>CORE</b>									
<b>PERSONAL SERVICES</b>									
DEPT MENTAL HEALTH	116,474	7.16	178,500	0.00	178,500	0.00	178,500	0.00	0.00
TOTAL - PS	116,474	7.16	178,500	0.00	178,500	0.00	178,500	0.00	0.00
<b>EXPENSE &amp; EQUIPMENT</b>									
GENERAL REVENUE	346,770	0.00	357,495	0.00	357,495	0.00	357,495	0.00	0.00
DEPT MENTAL HEALTH	132,126	0.00	289,500	0.00	289,500	0.00	289,500	0.00	0.00
MENTAL HEALTH EARNINGS FUND	82,304	0.00	100,000	0.00	100,000	0.00	100,000	0.00	0.00
TOTAL - EE	561,200	0.00	746,995	0.00	746,995	0.00	746,995	0.00	0.00
<b>TOTAL</b>	<b>677,674</b>	<b>7.16</b>	<b>925,495</b>	<b>0.00</b>	<b>925,495</b>	<b>0.00</b>	<b>925,495</b>	<b>0.00</b>	<b>0.00</b>
<b>Pay Plan FY15-COLA - 0000015</b>									
<b>PERSONAL SERVICES</b>									
DEPT MENTAL HEALTH	0	0.00	0	0.00	0	0.00	2,454	0.00	0.00
TOTAL - PS	0	0.00	0	0.00	0	0.00	2,454	0.00	0.00
<b>TOTAL</b>	<b>0</b>	<b>0.00</b>	<b>0</b>	<b>0.00</b>	<b>0</b>	<b>0.00</b>	<b>2,454</b>	<b>0.00</b>	<b>0.00</b>
<b>GRAND TOTAL</b>	<b>\$677,674</b>	<b>7.16</b>	<b>\$925,495</b>	<b>0.00</b>	<b>\$925,495</b>	<b>0.00</b>	<b>\$927,949</b>	<b>0.00</b>	<b>0.00</b>

**CORE DECISION ITEM**

<b>Department:</b>	<b>Mental Health</b>	<b>Budget Unit:</b>	<b>65113C</b>
<b>Division:</b>	<b>Office of Director</b>		
<b>Core:</b>	<b>Staff Training</b>		

**1. CORE FINANCIAL SUMMARY**

	FY 2015 Budget Request					FY 2015 Governor's Recommendation			
	GR	Federal	Other	Total		GR	Federal	Other	Total
PS	0	178,500	0	178,500	PS	0	178,500	0	178,500
EE	357,495	289,500	100,000	746,995	EE	357,495	289,500	100,000	746,995
PSD	0	0	0	0	PSD	0	0	0	0
TRF	0	0	0	0	TRF	0	0	0	0
<b>Total</b>	<b>357,495</b>	<b>468,000</b>	<b>100,000</b>	<b>925,495</b>	<b>Total</b>	<b>357,495</b>	<b>468,000</b>	<b>100,000</b>	<b>925,495</b>
FTE	0.00	0.00	0.00	0.00	FTE	0.00	0.00	0.00	0.00

<b>Est. Fringe</b>	0	94,159	0	94,159
--------------------	---	--------	---	--------

*Note: Fringes budgeted in House Bill 5 except for certain fringes budgeted directly to MoDOT, Highway Patrol, and Conservation.*

<b>Est. Fringe</b>	0	94,159	0	94,159
--------------------	---	--------	---	--------

*Note: Fringes budgeted in House Bill 5 except for certain fringes budgeted directly to MoDOT, Highway Patrol, and Conservation.*

Other Funds: Mental Health Earnings Fund (MHEF) 0288 - \$100,000.

Other Funds: Mental Health Earnings Fund (MHEF) 0288 - \$100,000.

**2. CORE DESCRIPTION**

This core funding will allow for training needed for Direct Care staff and will also provide maintenance costs for the Network of Care information and eLearning web-site.

Recent surveys of direct care and regional center staff and an assessment of DMH training/workforce development needs indicates that staff training and development is not adequate and has negatively impacted the department's ability to: (1) provide quality care and services; (2) recruit and retain qualified personnel; (3) develop successful leaders, managers and supervisors; and (4) improve and sustain operational effectiveness and efficiency.

Increased and ongoing investment in staff training and development is critical to:

- Ensuring the safety of consumers and employees;
- Providing meaningful treatment and support of consumers with aggressive behaviors;
- Providing meaningful treatment and support of consumers with complex and co-occurring medical, developmental, psychiatric and substance abuse disorders;
- Meeting licensing and accreditation requirements;
- Meeting state guidelines for supervisor and management training; and
- Improving service delivery through the use of new, complex technology and data systems.

**CORE DECISION ITEM**

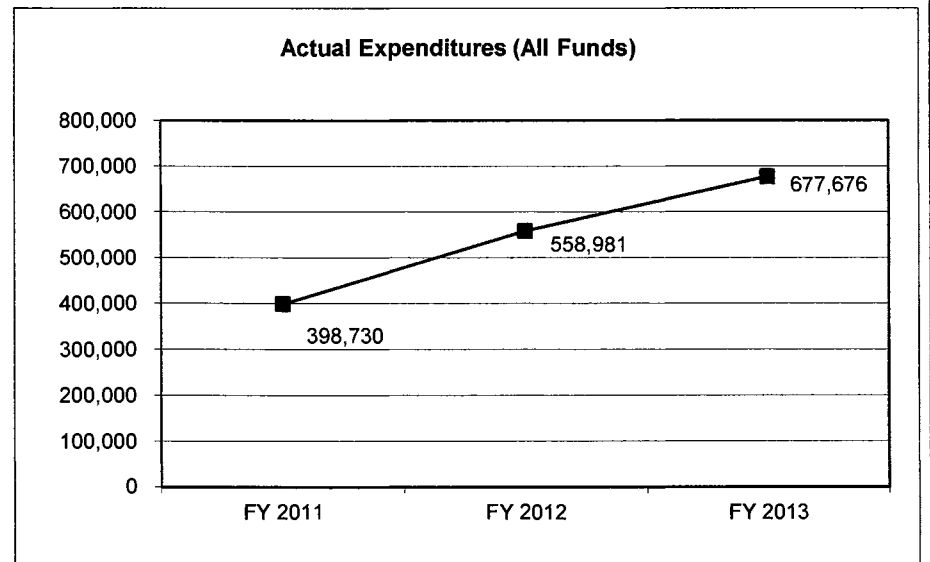
<b>Department:</b> Mental Health	<b>Budget Unit:</b> 65113C
<b>Division:</b> Office of Director	
<b>Core:</b> Staff Training	

**3. PROGRAM LISTING (list programs included in this core funding)**

Not applicable.

**4. FINANCIAL HISTORY**

	FY 2011 Actual	FY 2012 Actual	FY 2013 Actual	FY 2014 Current Yr.
Appropriation (All Funds)	993,574	958,078	960,849	925,495
Less Reverted (All Funds)	(215,405)	(10,742)	(10,725)	N/A
Budget Authority (All Funds)	778,169	947,336	950,124	N/A
Actual Expenditures (All Funds)	398,730	558,981	677,676	N/A
Unexpended (All Funds)	379,439	388,355	272,448	N/A
Unexpended, by Fund:				
General Revenue	154	1,585	0	N/A
Federal	379,285	286,770	254,753	N/A
Other	0	100,000	17,695	N/A



Reverted includes Governor's standard 3 percent reserve (when applicable) and any extraordinary withholdings.

**NOTES:**



**CORE RECONCILIATION DETAIL**

**DEPARTMENT OF MENTAL HEALTH  
STAFF TRAINING**

**5. CORE RECONCILIATION DETAIL**

	<b>Budget Class</b>	<b>FTE</b>	<b>GR</b>	<b>Federal</b>	<b>Other</b>	<b>Total</b>	<b>Explanation</b>
<b>TAFP AFTER VETOES</b>							
	PS	0.00	0	178,500	0	178,500	
	EE	0.00	357,495	289,500	100,000	746,995	
	<b>Total</b>	<b>0.00</b>	<b>357,495</b>	<b>468,000</b>	<b>100,000</b>	<b>925,495</b>	
<b>DEPARTMENT CORE REQUEST</b>							
	PS	0.00	0	178,500	0	178,500	
	EE	0.00	357,495	289,500	100,000	746,995	
	<b>Total</b>	<b>0.00</b>	<b>357,495</b>	<b>468,000</b>	<b>100,000</b>	<b>925,495</b>	
<b>GOVERNOR'S RECOMMENDED CORE</b>							
	PS	0.00	0	178,500	0	178,500	
	EE	0.00	357,495	289,500	100,000	746,995	
	<b>Total</b>	<b>0.00</b>	<b>357,495</b>	<b>468,000</b>	<b>100,000</b>	<b>925,495</b>	

**REPORT 10 - FY 2015 GOVERNOR RECOMMENDS**

**DECISION ITEM DETAIL**

Budget Unit	FY 2013	FY 2013	FY 2014	FY 2014	FY 2015	FY 2015	FY 2015	FY 2015
Decision Item	ACTUAL	ACTUAL	BUDGET	BUDGET	DEPT REQ	DEPT REQ	GOV REC	GOV REC
Budget Object Class	DOLLAR	FTE	DOLLAR	FTE	DOLLAR	FTE	DOLLAR	FTE
<b>STAFF TRAINING</b>								
<b>CORE</b>								
SALARIES & WAGES	0	0.00	178,500	0.00	178,500	0.00	178,500	0.00
PSYCHOLOGIST I	6,180	0.09	0	0.00	0	0.00	0	0.00
HEALTH PROGRAM SPECIALIST	110,294	7.07	0	0.00	0	0.00	0	0.00
<b>TOTAL - PS</b>	<b>116,474</b>	<b>7.16</b>	<b>178,500</b>	<b>0.00</b>	<b>178,500</b>	<b>0.00</b>	<b>178,500</b>	<b>0.00</b>
TRAVEL, IN-STATE	24,527	0.00	0	0.00	0	0.00	0	0.00
TRAVEL, OUT-OF-STATE	6,717	0.00	0	0.00	0	0.00	0	0.00
SUPPLIES	15,704	0.00	14,457	0.00	14,457	0.00	14,457	0.00
PROFESSIONAL DEVELOPMENT	100,048	0.00	9,185	0.00	9,185	0.00	9,185	0.00
PROFESSIONAL SERVICES	410,645	0.00	721,353	0.00	721,353	0.00	721,353	0.00
COMPUTER EQUIPMENT	2,201	0.00	0	0.00	0	0.00	0	0.00
BUILDING LEASE PAYMENTS	0	0.00	1,500	0.00	1,500	0.00	1,500	0.00
EQUIPMENT RENTALS & LEASES	958	0.00	0	0.00	0	0.00	0	0.00
MISCELLANEOUS EXPENSES	400	0.00	500	0.00	500	0.00	500	0.00
<b>TOTAL - EE</b>	<b>561,200</b>	<b>0.00</b>	<b>746,995</b>	<b>0.00</b>	<b>746,995</b>	<b>0.00</b>	<b>746,995</b>	<b>0.00</b>
<b>GRAND TOTAL</b>	<b>\$677,674</b>	<b>7.16</b>	<b>\$925,495</b>	<b>0.00</b>	<b>\$925,495</b>	<b>0.00</b>	<b>\$925,495</b>	<b>0.00</b>
<b>GENERAL REVENUE</b>	<b>\$346,770</b>	<b>0.00</b>	<b>\$357,495</b>	<b>0.00</b>	<b>\$357,495</b>	<b>0.00</b>	<b>\$357,495</b>	<b>0.00</b>
<b>FEDERAL FUNDS</b>	<b>\$248,600</b>	<b>7.16</b>	<b>\$468,000</b>	<b>0.00</b>	<b>\$468,000</b>	<b>0.00</b>	<b>\$468,000</b>	<b>0.00</b>
<b>OTHER FUNDS</b>	<b>\$82,304</b>	<b>0.00</b>	<b>\$100,000</b>	<b>0.00</b>	<b>\$100,000</b>	<b>0.00</b>	<b>\$100,000</b>	<b>0.00</b>

**PROGRAM DESCRIPTION**

<b>Department: Mental Health</b>										
<b>Program Name: Staff Training</b>										
<b>Program is found in the following core budget(s): Staff Training</b>										
	<b>Staff Training</b>									<b>TOTAL</b>
<b>GR</b>	357,495									357,495
<b>FEDERAL</b>	468,000									468,000
<b>OTHER</b>	100,000									100,000
<b>TOTAL</b>	925,495	0	0	0	0	0	0	0	0	925,495

**1. What does this program do?**

This program supports training and staff development strategies for Department of Mental Health (DMH) staff and community providers which:

- > Improves direct care staff skills and competencies for active treatment through training in best practices of client and consumer safety;
- > Establishes consistency in training on best practices of client and consumer safety for DMH employees and employees of other service providers (e.g. Senate Board 40s);
- > Increases supervisory skill sets to provide effective supervision through hands-on, accountable oversight, and coaching of the direct care workforce; and
- > Provides continuing professional education resources to demonstrate DMH commitment to talented and qualified clinical staff who want to make a career in public sector mental health.

**2. What is the authorization for this program, i.e., federal or state statute, etc.? (Include the federal program number, if applicable.)**

Not applicable.

**3. Are there federal matching requirements? If yes, please explain.**

No.

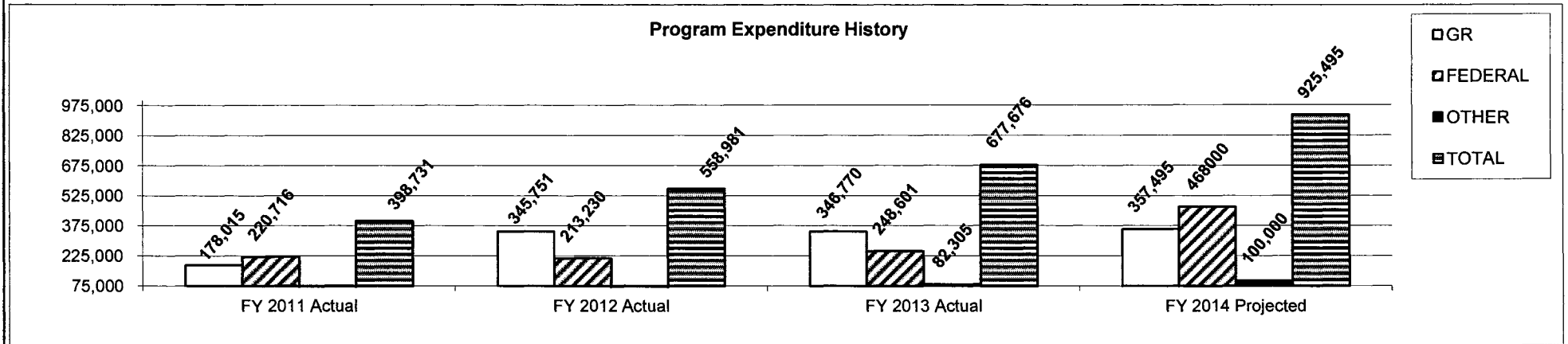
**4. Is this a federally mandated program? If yes, please explain.**

No.

**PROGRAM DESCRIPTION**

**Department: Mental Health**  
**Program Name: Staff Training**  
**Program is found in the following core budget(s): Staff Training**

**5. Provide actual expenditures for the prior three fiscal years and planned expenditures for the current fiscal year.**



**6. What are the sources of the "Other " funds?**

Mental Health Earnings Fund (MHEF) - 0288.

**7a. Provide an effectiveness measure.**

In FY 2013, DMH designated a total of 28 courses as department and division-wide Consumer Safety Training programs. The courses are required under accreditation, certification, or department operating regulation. Employees are assigned to multiple courses out of the 28 different course mixes, depending on their job responsibilities and patient care contact. The effectiveness measure is a post-test, where the employee demonstrates knowledge of program material and application. Employees are required to pass the post-test for each program. The programs are reviewed and revised annually and then assigned to employees each calendar year. In addition to the 28 department and division-wide safety programs, 27 facilities have established another 407 courses maintained through the electronic learning system. By the end of FY 2013, there were a total of 87,702 successful course completions distributed between department, division, and facility based programs.

## PROGRAM DESCRIPTION

**Department: Mental Health**

**Program Name: Staff Training**

**Program is found in the following core budget(s): Staff Training**

**7b. Provide an efficiency measure.**

In FY 2013, DMH transitioned from a purchased, subscription based electronic learning system to the new Missouri Employee Learning System (MELS), which is internally administered and maintained by DMH. The MELS system offers the potential of advanced customization features, compared to an "off-the-shelf" product. The operation of MELS is funded through the Safety Training appropriation. The department and division-wide safety programs offer a measure of efficiency. On average, the DMH employee is required to take 14 courses per year. This amounts to an average cost of \$3.40 per employee, per department and division safety courses. Any additional courses taken (i.e. facility based courses) reduce that average cost further. In comparison, classroom based training offered in other state departments average \$60-\$90 per employee/per program. In addition, on-line courses are available to all employees on all shifts, and can be assigned as employee workloads permit.

**7c. Provide the number of clients/individuals served, if applicable.**

By the end of FY 2013, there are currently 7,956 active accounts established in MELS for DMH employees. An additional 97 active accounts are established for 29 Senate Board 40s and TCMs.

**7d. Provide a customer satisfaction measure, if available.**

MELS was launched in February 2013. To date, a Customer Satisfaction Index is still in development.

**Refunds**

**REPORT 9 - FY 2015 GOVERNOR RECOMMENDS**

**DECISION ITEM SUMMARY**

Budget Unit		FY 2013	FY 2013	FY 2014	FY 2014	FY 2015	FY 2015	FY 2015	FY 2015
Decision Item		ACTUAL	ACTUAL	BUDGET	BUDGET	DEPT REQ	DEPT REQ	GOV REC	GOV REC
Budget Object Summary		DOLLAR	FTE	DOLLAR	FTE	DOLLAR	FTE	DOLLAR	FTE
Fund		DOLLAR	FTE	DOLLAR	FTE	DOLLAR	FTE	DOLLAR	FTE
<b>REFUNDS</b>									
<b>CORE</b>									
<b>PROGRAM-SPECIFIC</b>									
GENERAL REVENUE		129,850	0.00	200,000	0.00	200,000	0.00	200,000	0.00
DEPT MENTAL HEALTH		150,522	0.00	250,000	0.00	250,000	0.00	250,000	0.00
MH INTERAGENCY PAYMENTS		0	0.00	100	0.00	100	0.00	100	0.00
MENTAL HLTH INTERGOVER TRANSFR		0	0.00	100	0.00	100	0.00	100	0.00
COMPULSIVE GAMBLER		0	0.00	100	0.00	100	0.00	100	0.00
HEALTH INITIATIVES		0	0.00	100	0.00	100	0.00	100	0.00
MENTAL HEALTH EARNINGS FUND		20,744	0.00	50,000	0.00	50,000	0.00	50,000	0.00
INMATE		0	0.00	100	0.00	100	0.00	100	0.00
HEALTHY FAMILIES TRUST		0	0.00	100	0.00	100	0.00	100	0.00
DEBT OFFSET ESCROW		7,413	0.00	100,000	0.00	100,000	0.00	100,000	0.00
MENTAL HEALTH TRUST		114	0.00	25,000	0.00	25,000	0.00	25,000	0.00
DMH LOCAL TAX MATCHING FUND		29,654	0.00	150,000	0.00	150,000	0.00	150,000	0.00
TOTAL - PD		338,297	0.00	775,600	0.00	775,600	0.00	775,600	0.00
<b>TOTAL</b>		<b>338,297</b>	<b>0.00</b>	<b>775,600</b>	<b>0.00</b>	<b>775,600</b>	<b>0.00</b>	<b>775,600</b>	<b>0.00</b>
<b>GRAND TOTAL</b>		<b>\$338,297</b>	<b>0.00</b>	<b>\$775,600</b>	<b>0.00</b>	<b>\$775,600</b>	<b>0.00</b>	<b>\$775,600</b>	<b>0.00</b>

**CORE DECISION ITEM**

<b>Department:</b>	Mental Health	<b>Budget Unit:</b>	65130C
<b>Division:</b>	Office of Director		
<b>Core:</b>	Refunds		

**1. CORE FINANCIAL SUMMARY**

	FY 2015 Budget Request					FY 2015 Governor's Recommendation			
	GR	Federal	Other	Total		GR	Federal	Other	Total
PS	0	0	0	0	PS	0	0	0	0
EE	0	0	0	0	EE	0	0	0	0
PSD	200,000	250,000	325,600	775,600	PSD	200,000	250,000	325,600	775,600 E
TRF	0	0	0	0	TRF	0	0	0	0
<b>Total</b>	<b>200,000</b>	<b>250,000</b>	<b>325,600</b>	<b>775,600</b>	<b>Total</b>	<b>200,000</b>	<b>250,000</b>	<b>325,600</b>	<b>775,600</b>
<b>FTE</b>	<b>0.00</b>	<b>0.00</b>	<b>0.00</b>	<b>0.00</b>	<b>FTE</b>	<b>0.00</b>	<b>0.00</b>	<b>0.00</b>	<b>0.00</b>
<i>Est. Fringe</i>	0	0	0	0	<i>Est. Fringe</i>	0	0	0	0
<i>Note: Fringes budgeted in House Bill 5 except for certain fringes budgeted directly to MoDOT, Highway Patrol, and Conservation.</i>					<i>Note: Fringes budgeted in House Bill 5 except for certain fringes budgeted directly to MoDOT, Highway Patrol, and Conservation.</i>				

Other Funds: Health Initiatives Fund (HIF) - 0275 - \$100; Mental Health Earnings Fund (MHEF) - 0288 - \$50,000; Mental Health Trust Fund (MHTF) - 0926 - \$25,000; Intergovernmental Transfer Fund (IGT) - 0147 - \$100; Compulsive Gamblers Fund (CGF) - 0249 - \$100; Mental Health Interagency Payment Fund (MHIPF) - 0109 - \$100; Inmate Revolving Fund (IRF) - 0540 - \$100; Health Families Trust Fund (HFT) - 0625 - \$100; Mental Health Local Tax Match Fund (MHLTFM) - 0930 - \$150,000; Debt Offset Escrow (DOE) - 0753 - \$100,000.

Other Funds: Health Initiatives Fund (HIF) - 0275 - \$100; Mental Health Earnings Fund (MHEF) - 0288 - \$50,000; Mental Health Trust Fund (MHTF) - 0926 - \$25,000; Intergovernmental Transfer Fund (IGT) - 0147 - \$100; Compulsive Gamblers Fund (CGF) - 0249 - \$100; Mental Health Interagency Payment Fund (MHIPF) - 0109 - \$100; Inmate Revolving Fund (IRF) - 0540 - \$100; Health Families Trust Fund (HFT) - 0625 - \$100; Mental Health Local Tax Match Fund (MHLTFM) - 0930 - \$150,000; Debt Offset Escrow (DOE) - 0753 - \$100,000.

Notes: None.

Notes: The "E" was restored to Other Fund appropriations 4418, 4419, 4410 and 4421.

**2. CORE DESCRIPTION**

The Department makes refunds for payments from third party payers from this appropriation. Mental health facilities may bill Medicare, MO HealthNet, private insurers and other financially responsible parties for client care. From time to time, facilities may overbill or collect duplicate payments from multiple payers. In these cases, it is necessary to pay refunds promptly. A separate appropriation is necessary so that these refunds will not adversely affect the facilities' operational appropriations.

In addition, a separate appropriation for the Debt Offset Escrow Fund allows the Department the ability to return inappropriately intercepted tax refunds to clear debts owed for services delivered in state-operated hospitals.



**CORE DECISION ITEM**

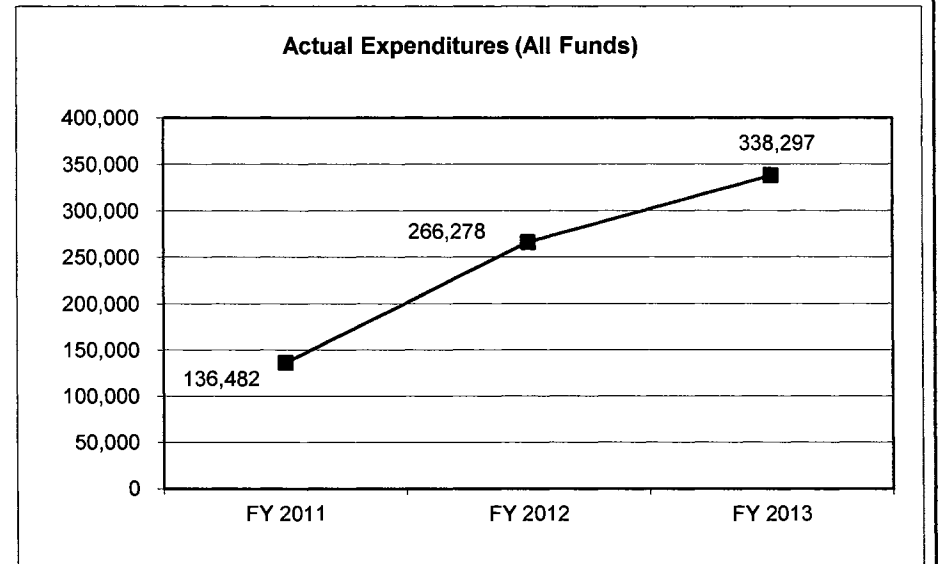
<b>Department:</b> Mental Health	<b>Budget Unit:</b> 65130C
<b>Division:</b> Office of Director	
<b>Core:</b> Refunds	

**3. PROGRAM LISTING (list programs included in this core funding)**

Not applicable.

**4. FINANCIAL HISTORY**

	<b>FY 2011 Actual</b>	<b>FY 2012 Actual</b>	<b>FY 2013 Actual</b>	<b>FY 2014 Current Yr.</b>
Appropriation (All Funds)	191,985	322,415	401,086	775,600
Less Reverted (All Funds)	0	0	0	N/A
Budget Authority (All Funds)	191,985	322,415	401,086	N/A
Actual Expenditures (All Funds)	136,482	266,278	338,297	N/A
Unexpended (All Funds)	55,503	56,137	62,789	N/A
Unexpended, by Fund:				
General Revenue	32	5	200	N/A
Federal	1,865	0	1	N/A
Other	53,606	56,132	62,588	N/A
				<b>(1)</b>



Reverted includes Governor's standard 3 percent reserve (when applicable) and any extraordinary withholdings.

**NOTES:**

(1) The "E's" were removed in FY 2014; therefore, the appropriations were increased.

**CORE RECONCILIATION DETAIL**

**DEPARTMENT OF MENTAL HEALTH  
REFUNDS**

**5. CORE RECONCILIATION DETAIL**

	<b>Budget Class</b>	<b>FTE</b>	<b>GR</b>	<b>Federal</b>	<b>Other</b>	<b>Total</b>	<b>Explanation</b>
<b>TAFP AFTER VETOES</b>							
	PD	0.00	200,000	250,000	325,600	775,600	
	<b>Total</b>	<b>0.00</b>	<b>200,000</b>	<b>250,000</b>	<b>325,600</b>	<b>775,600</b>	
<b>DEPARTMENT CORE REQUEST</b>							
	PD	0.00	200,000	250,000	325,600	775,600	
	<b>Total</b>	<b>0.00</b>	<b>200,000</b>	<b>250,000</b>	<b>325,600</b>	<b>775,600</b>	
<b>GOVERNOR'S RECOMMENDED CORE</b>							
	PD	0.00	200,000	250,000	325,600	775,600	
	<b>Total</b>	<b>0.00</b>	<b>200,000</b>	<b>250,000</b>	<b>325,600</b>	<b>775,600</b>	

**REPORT 10 - FY 2015 GOVERNOR RECOMMENDS**

**DECISION ITEM DETAIL**

Budget Unit	FY 2013	FY 2013	FY 2014	FY 2014	FY 2015	FY 2015	FY 2015	FY 2015
Decision Item	ACTUAL	ACTUAL	BUDGET	BUDGET	DEPT REQ	DEPT REQ	GOV REC	GOV REC
Budget Object Class	DOLLAR	FTE	DOLLAR	FTE	DOLLAR	FTE	DOLLAR	FTE
<b>REFUNDS</b>								
<b>CORE</b>								
REFUNDS	338,297	0.00	775,600	0.00	775,600	0.00	775,600	0.00
TOTAL - PD	338,297	0.00	775,600	0.00	775,600	0.00	775,600	0.00
<b>GRAND TOTAL</b>	<b>\$338,297</b>	<b>0.00</b>	<b>\$775,600</b>	<b>0.00</b>	<b>\$775,600</b>	<b>0.00</b>	<b>\$775,600</b>	<b>0.00</b>
GENERAL REVENUE	\$129,850	0.00	\$200,000	0.00	\$200,000	0.00	\$200,000	0.00
FEDERAL FUNDS	\$150,522	0.00	\$250,000	0.00	\$250,000	0.00	\$250,000	0.00
OTHER FUNDS	\$57,925	0.00	\$325,600	0.00	\$325,600	0.00	\$325,600	0.00

**Abandoned Fund  
Transfer**

**REPORT 9 - FY 2015 GOVERNOR RECOMMENDS**

**DECISION ITEM SUMMARY**

Budget Unit								
Decision Item	FY 2013	FY 2013	FY 2014	FY 2014	FY 2015	FY 2015	FY 2015	FY 2015
Budget Object Summary	ACTUAL	ACTUAL	BUDGET	BUDGET	DEPT REQ	DEPT REQ	GOV REC	GOV REC
Fund	DOLLAR	FTE	DOLLAR	FTE	DOLLAR	FTE	DOLLAR	FTE
<b>ABANDONED FUND TRANSFER</b>								
<b>CORE</b>								
<b>FUND TRANSFERS</b>								
ABANDONED FUND ACCOUNT	32,433	0.00	100,000	0.00	100,000	0.00	100,000	0.00
TOTAL - TRF	32,433	0.00	100,000	0.00	100,000	0.00	100,000	0.00
<b>TOTAL</b>	<b>32,433</b>	<b>0.00</b>	<b>100,000</b>	<b>0.00</b>	<b>100,000</b>	<b>0.00</b>	<b>100,000</b>	<b>0.00</b>
<b>GRAND TOTAL</b>	<b>\$32,433</b>	<b>0.00</b>	<b>\$100,000</b>	<b>0.00</b>	<b>\$100,000</b>	<b>0.00</b>	<b>\$100,000</b>	<b>0.00</b>

**CORE DECISION ITEM**

<b>Department:</b> <u>Mental Health</u>	<b>Budget Unit:</b> <u>65132C</u>
<b>Division:</b> <u>Office of Director</u>	
<b>Core:</b> <u>Abandoned Fund Account Transfer</u>	

**1. CORE FINANCIAL SUMMARY**

FY 2015 Budget Request					FY 2015 Governor's Recommendation				
	GR	Federal	Other	Total		GR	Federal	Other	Total
PS	0	0	0	0	PS	0	0	0	0
EE	0	0	0	0	EE	0	0	0	0
PSD	0	0		0	PSD	0	0	0	0
TRF	0	0	100,000	100,000	TRF	0	0	100,000	100,000
<b>Total</b>	<b>0</b>	<b>0</b>	<b>100,000</b>	<b>100,000</b>	<b>Total</b>	<b>0</b>	<b>0</b>	<b>100,000</b>	<b>100,000</b>
<b>FTE</b>	<b>0.00</b>	<b>0.00</b>	<b>0.00</b>	<b>0.00</b>	<b>FTE</b>	<b>0.00</b>	<b>0.00</b>	<b>0.00</b>	<b>0.00</b>
<i>Est. Fringe</i>	<i>0</i>	<i>0</i>	<i>0</i>	<i>0</i>	<i>Est. Fringe</i>	<i>0</i>	<i>0</i>	<i>0</i>	<i>0</i>

*Note: Fringes budgeted in House Bill 5 except for certain fringes budgeted directly to MoDOT, Highway Patrol, and Conservation.*

*Note: Fringes budgeted in House Bill 5 except for certain fringes budgeted directly to MoDOT, Highway Patrol, and Conservation.*

Other Funds: Abandoned Trust Fund (ATF) 0863 - \$100,000.

Other Funds: Abandoned Trust Fund (ATF) 0863 - \$100,000.

**2. CORE DESCRIPTION**

This is an appropriated transfer section authorizing the transfer of funds from the Abandoned Fund Account to the Mental Health Trust Fund. This transfer is in accordance with Section 630.320 RSMo. If any patient or resident dies, is released, escapes or otherwise leaves the care of the department, and leaves any personal funds in the custody of a department facility, the head of the facility shall use all proper diligence to refund such moneys. After one year from the date of such death, release, escape or other departure, if any money remains in the custody of the facility and the owner is unknown or cannot be located, the money shall be disposed of in the following manner:

- **Amounts less than \$100** shall be deposited into the State Treasury to the credit of the Mental Health Trust fund. Such money shall escheat and vest absolutely in the State of Missouri, and all persons shall be forever barred and precluded from setting up title or claim to any of such moneys.
- **Amounts of \$100 or more** shall be deposited into the State Treasury to the credit of the General Revenue fund in a special account designated as the Abandoned Fund Account. Claims may be made, for a period of two years after deposit in the fund. If unclaimed after this period, the moneys shall be credited to the Mental Health Trust Fund and transferred from the Abandoned Fund Account to the Department's Mental Health Trust Fund.

**CORE DECISION ITEM**

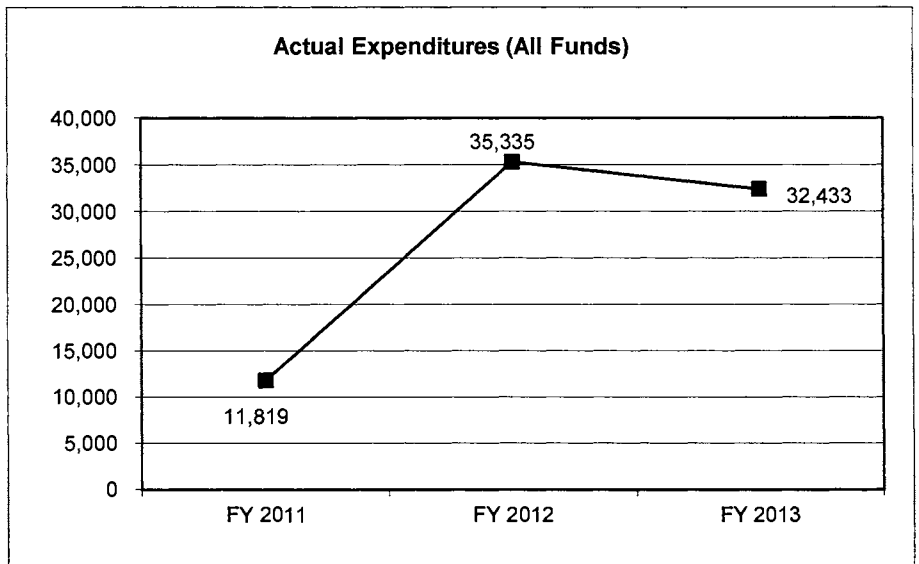
<b>Department:</b> <u>Mental Health</u>	<b>Budget Unit:</b> <u>65132C</u>
<b>Division:</b> <u>Office of Director</u>	
<b>Core:</b> <u>Abandoned Fund Account Transfer</u>	

**3. PROGRAM LISTING (list programs included in this core funding)**

Not applicable.

**4. FINANCIAL HISTORY**

	<b>FY 2011 Actual</b>	<b>FY 2012 Actual</b>	<b>FY 2013 Actual</b>	<b>FY 2014 Current Yr.</b>
Appropriation (All Funds)	50,000	50,000	100,000	100,000
Less Reverted (All Funds)	0	0	0	N/A
Budget Authority (All Funds)	50,000	50,000	100,000	N/A
Actual Expenditures (All Funds)	11,819	35,335	32,433	N/A
Unexpended (All Funds)	38,181	14,665	67,567	N/A
Unexpended, by Fund:				
General Revenue	0	0	0	N/A
Federal	0	0	0	N/A
Other	38,181	14,665	67,567	N/A



Reverted includes Governor's standard 3 percent reserve (when applicable) and any extraordinary withholdings.

**NOTES:**  
 (1) The "E" was removed in FY 2013; therefore, the appropriation was increased.

**CORE RECONCILIATION DETAIL**

**DEPARTMENT OF MENTAL HEALTH**  
**ABANDONED FUND TRANSFER**

**5. CORE RECONCILIATION DETAIL**

	<b>Budget Class</b>	<b>FTE</b>	<b>GR</b>	<b>Federal</b>	<b>Other</b>	<b>Total</b>	<b>Explanation</b>
<b>TAFP AFTER VETOES</b>							
	TRF	0.00	0	0	100,000	100,000	
	<b>Total</b>	<b>0.00</b>	<b>0</b>	<b>0</b>	<b>100,000</b>	<b>100,000</b>	
<b>DEPARTMENT CORE REQUEST</b>							
	TRF	0.00	0	0	100,000	100,000	
	<b>Total</b>	<b>0.00</b>	<b>0</b>	<b>0</b>	<b>100,000</b>	<b>100,000</b>	
<b>GOVERNOR'S RECOMMENDED CORE</b>							
	TRF	0.00	0	0	100,000	100,000	
	<b>Total</b>	<b>0.00</b>	<b>0</b>	<b>0</b>	<b>100,000</b>	<b>100,000</b>	



**REPORT 10 - FY 2015 GOVERNOR RECOMMENDS**

**DECISION ITEM DETAIL**

Budget Unit	FY 2013	FY 2013	FY 2014	FY 2014	FY 2015	FY 2015	FY 2015	FY 2015
Decision Item	ACTUAL	ACTUAL	BUDGET	BUDGET	DEPT REQ	DEPT REQ	GOV REC	GOV REC
Budget Object Class	DOLLAR	FTE	DOLLAR	FTE	DOLLAR	FTE	DOLLAR	FTE
<b>ABANDONED FUND TRANSFER</b>								
<b>CORE</b>								
TRANSFERS OUT	32,433	0.00	100,000	0.00	100,000	0.00	100,000	0.00
TOTAL - TRF	32,433	0.00	100,000	0.00	100,000	0.00	100,000	0.00
<b>GRAND TOTAL</b>	<b>\$32,433</b>	<b>0.00</b>	<b>\$100,000</b>	<b>0.00</b>	<b>\$100,000</b>	<b>0.00</b>	<b>\$100,000</b>	<b>0.00</b>
GENERAL REVENUE	\$0	0.00	\$0	0.00	\$0	0.00	\$0	0.00
FEDERAL FUNDS	\$0	0.00	\$0	0.00	\$0	0.00	\$0	0.00
OTHER FUNDS	\$32,433	0.00	\$100,000	0.00	\$100,000	0.00	\$100,000	0.00



**REPORT 9 - FY 2015 GOVERNOR RECOMMENDS**

**DECISION ITEM SUMMARY**

Budget Unit									
Decision Item	FY 2013	FY 2013	FY 2014	FY 2014	FY 2015	FY 2015	FY 2015	FY 2015	FY 2015
Budget Object Summary	ACTUAL	ACTUAL	BUDGET	BUDGET	DEPT REQ	DEPT REQ	GOV REC	GOV REC	GOV REC
Fund	DOLLAR	FTE	DOLLAR	FTE	DOLLAR	FTE	DOLLAR	FTE	FTE
<b>MENTAL HEALTH TRUST FUND</b>									
<b>CORE</b>									
<b>PERSONAL SERVICES</b>									
MENTAL HEALTH TRUST	101,144	1.41	437,434	7.50	437,434	7.50	437,434	7.50	7.50
TOTAL - PS	101,144	1.41	437,434	7.50	437,434	7.50	437,434	7.50	7.50
<b>EXPENSE &amp; EQUIPMENT</b>									
MENTAL HEALTH TRUST	454,837	0.00	1,205,204	0.00	1,205,204	0.00	1,000,000	0.00	0.00
TOTAL - EE	454,837	0.00	1,205,204	0.00	1,205,204	0.00	1,000,000	0.00	0.00
<b>TOTAL</b>	<b>555,981</b>	<b>1.41</b>	<b>1,642,638</b>	<b>7.50</b>	<b>1,642,638</b>	<b>7.50</b>	<b>1,437,434</b>	<b>7.50</b>	<b>7.50</b>
<b>Pay Plan FY14-Cost to Continue - 0000014</b>									
<b>PERSONAL SERVICES</b>									
MENTAL HEALTH TRUST	0	0.00	0	0.00	1,877	0.00	1,877	0.00	0.00
TOTAL - PS	0	0.00	0	0.00	1,877	0.00	1,877	0.00	0.00
<b>TOTAL</b>	<b>0</b>	<b>0.00</b>	<b>0</b>	<b>0.00</b>	<b>1,877</b>	<b>0.00</b>	<b>1,877</b>	<b>0.00</b>	<b>0.00</b>
<b>Pay Plan FY15-COLA - 0000015</b>									
<b>PERSONAL SERVICES</b>									
MENTAL HEALTH TRUST	0	0.00	0	0.00	0	0.00	6,039	0.00	0.00
TOTAL - PS	0	0.00	0	0.00	0	0.00	6,039	0.00	0.00
<b>TOTAL</b>	<b>0</b>	<b>0.00</b>	<b>0</b>	<b>0.00</b>	<b>0</b>	<b>0.00</b>	<b>6,039</b>	<b>0.00</b>	<b>0.00</b>
<b>GRAND TOTAL</b>	<b>\$555,981</b>	<b>1.41</b>	<b>\$1,642,638</b>	<b>7.50</b>	<b>\$1,644,515</b>	<b>7.50</b>	<b>\$1,445,350</b>	<b>7.50</b>	<b>7.50</b>

**CORE DECISION ITEM**

<b>Department:</b>	<b>Mental Health</b>	<b>Budget Unit:</b>	<b>65135C</b>
<b>Division:</b>	<b>Office of Director</b>		
<b>Core:</b>	<b>Mental Health Trust Fund</b>		

**1. CORE FINANCIAL SUMMARY**

	FY 2015 Budget Request			
	GR	Federal	Other	Total
PS	0	0	437,434	437,434
EE	0	0	1,205,204	1,205,204
PSD	0	0	0	0
TRF	0	0	0	0
<b>Total</b>	<b>0</b>	<b>0</b>	<b>1,642,638</b>	<b>1,642,638</b>

	FY 2015 Governor's Recommendation			
	GR	Federal	Other	Total
PS	0	0	437,434	437,434
EE	0	0	1,000,000	1,000,000
PSD	0	0	0	0
TRF	0	0	0	0
<b>Total</b>	<b>0</b>	<b>0</b>	<b>1,437,434</b>	<b>1,437,434</b>

<b>FTE</b>	<b>0.00</b>	<b>0.00</b>	<b>7.50</b>	<b>7.50</b>
------------	-------------	-------------	-------------	-------------

<b>FTE</b>	<b>0.00</b>	<b>0.00</b>	<b>7.50</b>	<b>7.50</b>
------------	-------------	-------------	-------------	-------------

<b>Est. Fringe</b>	0	0	230,746	230,746
--------------------	---	---	---------	---------

<b>Est. Fringe</b>	0	0	230,746	230,746
--------------------	---	---	---------	---------

*Note: Fringes budgeted in House Bill 5 except for certain fringes budgeted directly to MoDOT, Highway Patrol, and Conservation.*

*Note: Fringes budgeted in House Bill 5 except for certain fringes budgeted directly to MoDOT, Highway Patrol, and Conservation.*

Other Funds: Mental Health Trust Fund (MHTF) 0926 - \$1,642,638.

Other Funds: Mental Health Trust Fund (MHTF) 0926 - \$1,437,434.

**2. CORE DESCRIPTION**

The Department requests funding to provide the means to expend monies from non-federal grants, gifts, donations, escheated funds, and canteen profits to support the delivery of service to DMH clients. In addition, the Department could receive funding to conduct evaluation studies of emerging new medications, as well as other evaluation studies, and also receive funding to carry out other non-federal grant activities.

**3. PROGRAM LISTING (list programs included in this core funding)**

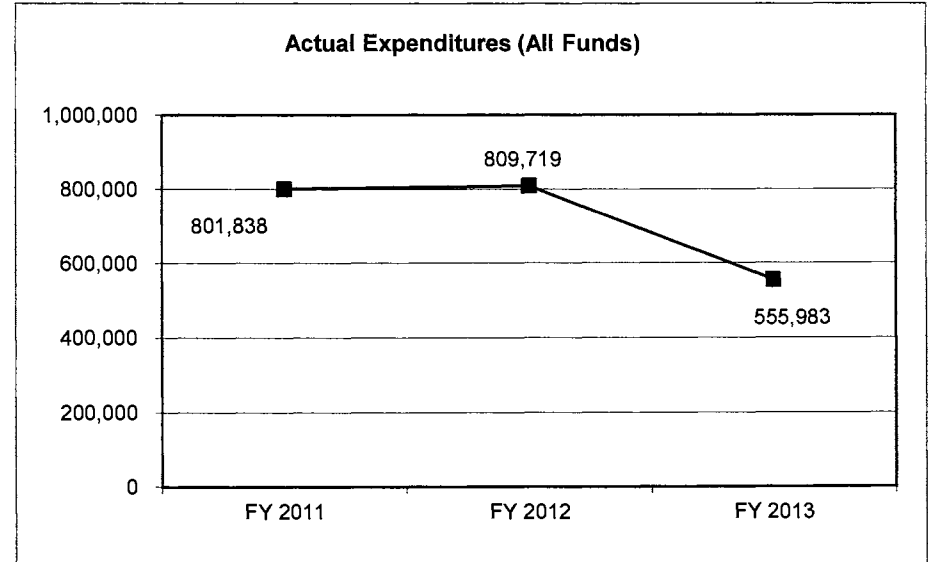
Not applicable.

**CORE DECISION ITEM**

<b>Department:</b> Mental Health	<b>Budget Unit:</b> 65135C
<b>Division:</b> Office of Director	
<b>Core:</b> Mental Health Trust Fund	

**4. FINANCIAL HISTORY**

	FY 2011 Actual	FY 2012 Actual	FY 2013 Actual	FY 2014 Current Yr.
Appropriation (All Funds)	1,647,061	1,647,061	1,636,208	1,642,638
Less Reverted (All Funds)	0	0	0	N/A
Budget Authority (All Funds)	1,647,061	1,647,061	1,636,208	N/A
Actual Expenditures (All Funds)	801,838	809,719	555,983	N/A
Unexpended (All Funds)	845,223	837,342	1,080,225	N/A
Unexpended, by Fund:				
General Revenue	0	0	0	N/A
Federal	0	0	0	N/A
Other	845,223	837,342	1,080,225	N/A



Reverted includes Governor's standard 3 percent reserve (when applicable) and any extraordinary withholdings.

**NOTES:**

**CORE RECONCILIATION DETAIL**

**DEPARTMENT OF MENTAL HEALTH  
MENTAL HEALTH TRUST FUND**

**5. CORE RECONCILIATION DETAIL**

	<b>Budget Class</b>	<b>FTE</b>	<b>GR</b>	<b>Federal</b>	<b>Other</b>	<b>Total</b>	<b>Explanation</b>
<b>TAFP AFTER VETOES</b>							
	PS	7.50	0	0	437,434	437,434	
	EE	0.00	0	0	1,205,204	1,205,204	
	<b>Total</b>	<b>7.50</b>	<b>0</b>	<b>0</b>	<b>1,642,638</b>	<b>1,642,638</b>	
<b>DEPARTMENT CORE REQUEST</b>							
	PS	7.50	0	0	437,434	437,434	
	EE	0.00	0	0	1,205,204	1,205,204	
	<b>Total</b>	<b>7.50</b>	<b>0</b>	<b>0</b>	<b>1,642,638</b>	<b>1,642,638</b>	
<b>GOVERNOR'S ADDITIONAL CORE ADJUSTMENTS</b>							
Core Reduction	2079 4137	EE	0.00	0	0	(205,204)	(205,204) Core Reduction
<b>NET GOVERNOR CHANGES</b>			<b>0.00</b>	<b>0</b>	<b>0</b>	<b>(205,204)</b>	<b>(205,204)</b>
<b>GOVERNOR'S RECOMMENDED CORE</b>							
	PS	7.50	0	0	437,434	437,434	
	EE	0.00	0	0	1,000,000	1,000,000	
	<b>Total</b>	<b>7.50</b>	<b>0</b>	<b>0</b>	<b>1,437,434</b>	<b>1,437,434</b>	

**REPORT 10 - FY 2015 GOVERNOR RECOMMENDS**

**DECISION ITEM DETAIL**

Budget Unit	FY 2013	FY 2013	FY 2014	FY 2014	FY 2015	FY 2015	FY 2015	FY 2015
Decision Item	ACTUAL	ACTUAL	BUDGET	BUDGET	DEPT REQ	DEPT REQ	GOV REC	GOV REC
Budget Object Class	DOLLAR	FTE	DOLLAR	FTE	DOLLAR	FTE	DOLLAR	FTE
<b>MENTAL HEALTH TRUST FUND</b>								
<b>CORE</b>								
STOREKEEPER I	6,267	0.25	0	0.00	0	0.00	0	0.00
ACTIVITY AIDE II	22,887	0.99	106,793	2.50	106,708	2.50	106,708	2.50
ACTIVITY THER	0	0.00	12,232	0.40	12,222	0.40	12,222	0.40
MUSIC THER II	0	0.00	13,404	0.39	13,392	0.39	13,392	0.39
RECREATIONAL THER I	0	0.00	18,078	0.60	18,063	0.60	18,063	0.60
RECREATIONAL THER II	0	0.00	29,839	0.79	29,813	0.79	29,813	0.79
STUDENT INTERN	0	0.00	2,691	0.13	2,689	0.13	2,689	0.13
CLIENT/PATIENT WORKER	67,812	0.00	149,450	1.42	149,600	1.42	149,600	1.42
STOREKEEPER	4,178	0.17	0	0.00	0	0.00	0	0.00
MISCELLANEOUS PROFESSIONAL	0	0.00	104,947	1.27	104,947	1.27	104,947	1.27
<b>TOTAL - PS</b>	<b>101,144</b>	<b>1.41</b>	<b>437,434</b>	<b>7.50</b>	<b>437,434</b>	<b>7.50</b>	<b>437,434</b>	<b>7.50</b>
TRAVEL, IN-STATE	193	0.00	650	0.00	650	0.00	650	0.00
SUPPLIES	45,558	0.00	263,948	0.00	263,948	0.00	263,948	0.00
PROFESSIONAL DEVELOPMENT	672	0.00	5,468	0.00	5,468	0.00	5,468	0.00
COMMUNICATION SERV & SUPP	26,532	0.00	73,216	0.00	73,216	0.00	73,216	0.00
PROFESSIONAL SERVICES	238,197	0.00	508,547	0.00	508,547	0.00	508,547	0.00
M&R SERVICES	1,162	0.00	33,689	0.00	33,689	0.00	33,689	0.00
COMPUTER EQUIPMENT	327	0.00	0	0.00	0	0.00	0	0.00
OFFICE EQUIPMENT	12,897	0.00	14,976	0.00	14,976	0.00	14,976	0.00
OTHER EQUIPMENT	54,724	0.00	120,963	0.00	120,963	0.00	86,088	0.00
PROPERTY & IMPROVEMENTS	34,251	0.00	0	0.00	0	0.00	0	0.00
EQUIPMENT RENTALS & LEASES	43	0.00	13,418	0.00	13,418	0.00	13,418	0.00
MISCELLANEOUS EXPENSES	40,281	0.00	170,329	0.00	170,329	0.00	0	0.00
<b>TOTAL - EE</b>	<b>454,837</b>	<b>0.00</b>	<b>1,205,204</b>	<b>0.00</b>	<b>1,205,204</b>	<b>0.00</b>	<b>1,000,000</b>	<b>0.00</b>
<b>GRAND TOTAL</b>	<b>\$555,981</b>	<b>1.41</b>	<b>\$1,642,638</b>	<b>7.50</b>	<b>\$1,642,638</b>	<b>7.50</b>	<b>\$1,437,434</b>	<b>7.50</b>
<b>GENERAL REVENUE</b>	<b>\$0</b>	<b>0.00</b>	<b>\$0</b>	<b>0.00</b>	<b>\$0</b>	<b>0.00</b>	<b>\$0</b>	<b>0.00</b>
<b>FEDERAL FUNDS</b>	<b>\$0</b>	<b>0.00</b>	<b>\$0</b>	<b>0.00</b>	<b>\$0</b>	<b>0.00</b>	<b>\$0</b>	<b>0.00</b>
<b>OTHER FUNDS</b>	<b>\$555,981</b>	<b>1.41</b>	<b>\$1,642,638</b>	<b>7.50</b>	<b>\$1,642,638</b>	<b>7.50</b>	<b>\$1,437,434</b>	<b>7.50</b>

1/29/14 14:24

im\_didetail





**REPORT 9 - FY 2015 GOVERNOR RECOMMENDS**

**DECISION ITEM SUMMARY**

Budget Unit									
Decision Item	FY 2013	FY 2013	FY 2014	FY 2014	FY 2015	FY 2015	FY 2015	FY 2015	FY 2015
Budget Object Summary	ACTUAL	ACTUAL	BUDGET	BUDGET	DEPT REQ	DEPT REQ	GOV REC	GOV REC	GOV REC
Fund	DOLLAR	FTE	DOLLAR	FTE	DOLLAR	FTE	DOLLAR	FTE	FTE
<b>DMH FEDERAL FUND</b>									
<b>CORE</b>									
<b>PERSONAL SERVICES</b>									
DEPT MENTAL HEALTH	24,043	0.40	115,741	2.00	115,741	2.00	115,741	2.00	2.00
TOTAL - PS	24,043	0.40	115,741	2.00	115,741	2.00	115,741	2.00	2.00
<b>EXPENSE &amp; EQUIPMENT</b>									
DEPT MENTAL HEALTH	2,078,224	0.00	2,461,728	0.00	2,461,728	0.00	2,461,728	0.00	0.00
TOTAL - EE	2,078,224	0.00	2,461,728	0.00	2,461,728	0.00	2,461,728	0.00	0.00
<b>TOTAL</b>	<b>2,102,267</b>	<b>0.40</b>	<b>2,577,469</b>	<b>2.00</b>	<b>2,577,469</b>	<b>2.00</b>	<b>2,577,469</b>	<b>2.00</b>	<b>2.00</b>
<b>Pay Plan FY14-Cost to Continue - 0000014</b>									
<b>PERSONAL SERVICES</b>									
DEPT MENTAL HEALTH	0	0.00	0	0.00	500	0.00	500	0.00	0.00
TOTAL - PS	0	0.00	0	0.00	500	0.00	500	0.00	0.00
<b>TOTAL</b>	<b>0</b>	<b>0.00</b>	<b>0</b>	<b>0.00</b>	<b>500</b>	<b>0.00</b>	<b>500</b>	<b>0.00</b>	<b>0.00</b>
<b>Pay Plan FY15-COLA - 0000015</b>									
<b>PERSONAL SERVICES</b>									
DEPT MENTAL HEALTH	0	0.00	0	0.00	0	0.00	1,598	0.00	0.00
TOTAL - PS	0	0.00	0	0.00	0	0.00	1,598	0.00	0.00
<b>TOTAL</b>	<b>0</b>	<b>0.00</b>	<b>0</b>	<b>0.00</b>	<b>0</b>	<b>0.00</b>	<b>1,598</b>	<b>0.00</b>	<b>0.00</b>
<b>GRAND TOTAL</b>	<b>\$2,102,267</b>	<b>0.40</b>	<b>\$2,577,469</b>	<b>2.00</b>	<b>\$2,577,969</b>	<b>2.00</b>	<b>\$2,579,567</b>	<b>2.00</b>	<b>2.00</b>

1/29/14 14:23

im\_disummary

**CORE DECISION ITEM**

<b>Department:</b>	Mental Health	<b>Budget Unit:</b>	65195C
<b>Division:</b>	Office of Director		
<b>Core:</b>	Federal Funds		

**1. CORE FINANCIAL SUMMARY**

	FY 2015 Budget Request					FY 2015 Governor's Recommendation			
	GR	Federal	Other	Total		GR	Federal	Other	Total
PS	0	115,741	0	115,741	PS	0	115,741	0	115,741
EE	0	2,461,728	0	2,461,728	EE	0	2,461,728	0	2,461,728
PSD	0	0	0	0	PSD	0	0	0	0
TRF	0	0	0	0	TRF	0	0	0	0
<b>Total</b>	<b>0</b>	<b>2,577,469</b>	<b>0</b>	<b>2,577,469</b>	<b>Total</b>	<b>0</b>	<b>2,577,469</b>	<b>0</b>	<b>2,577,469</b>
<b>FTE</b>	<b>0.00</b>	<b>2.00</b>	<b>0.00</b>	<b>2.00</b>	<b>FTE</b>	<b>0.00</b>	<b>2.00</b>	<b>0.00</b>	<b>2.00</b>
<b>Est. Fringe</b>	<b>0</b>	<b>61,053</b>	<b>0</b>	<b>61,053</b>	<b>Est. Fringe</b>	<b>0</b>	<b>61,053</b>	<b>0</b>	<b>61,053</b>
<i>Note: Fringes budgeted in House Bill 5 except for certain fringes budgeted directly to MoDOT, Highway Patrol, and Conservation.</i>					<i>Note: Fringes budgeted in House Bill 5 except for certain fringes budgeted directly to MoDOT, Highway Patrol, and Conservation.</i>				

Other Funds: None.

Other Funds: None.

**2. CORE DESCRIPTION**

This appropriation allows the Department to accept federal grant funding that becomes available during a current fiscal year. Procedures consistent with the provisions of Section 630.090, RSMo are followed.

In order to maximize the federal funding received in a fiscal year, the Department needs to be able to accept and expend federal funding when it becomes available. The Department utilizes this appropriation to take advantage of federal grant opportunities in a timely manner. Federal funds received are used only for a given year and if the funding continues into the next fiscal year, a new decision item is requested. Section 33.812, RSMo requires that the Department submit all new grant applications to the Office of Administration, the Budget Committee of the Missouri House of Representatives, and the Appropriations Committee of the Missouri Senate for review before accepting the federal funding.

**3. PROGRAM LISTING (list programs included in this core funding)**

Not applicable.

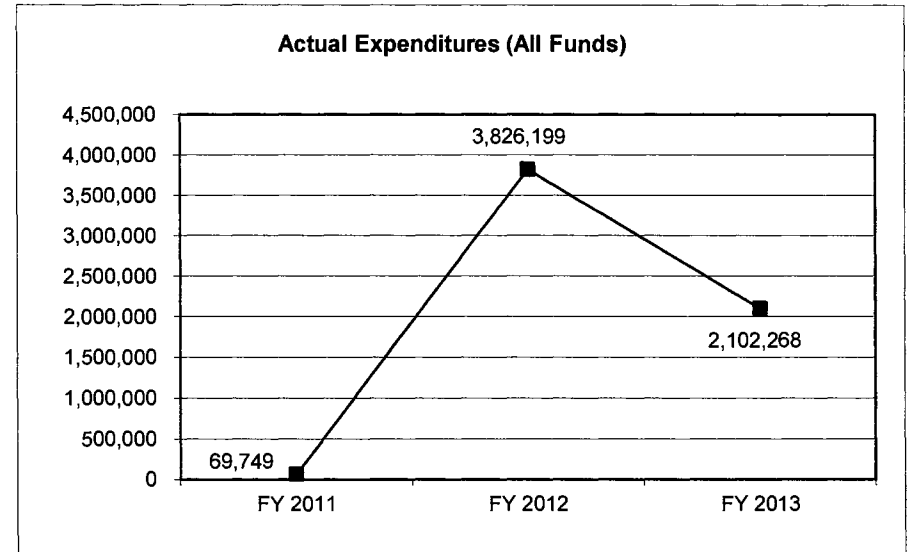
**CORE DECISION ITEM**

<b>Department:</b> Mental Health	<b>Budget Unit:</b> 65195C
<b>Division:</b> Office of Director	
<b>Core:</b> Federal Funds	

**4. FINANCIAL HISTORY**

	<u>FY 2011 Actual</u>	<u>FY 2012 Actual</u>	<u>FY 2013 Actual</u>	<u>FY 2014 Current Yr.</u>
Appropriation (All Funds)	1,907,360	4,178,360	2,615,147	2,577,469
Less Reverted (All Funds)	0	0	0	N/A
Budget Authority (All Funds)	1,907,360	4,178,360	2,615,147	N/A
Actual Expenditures (All Funds)	69,749	3,826,199	2,102,268	N/A
Unexpended (All Funds)	1,837,611	352,161	512,879	N/A
Unexpended, by Fund:				
General Revenue	0	0	0	N/A
Federal	1,837,611	352,161	512,879	N/A
Other	0	0	0	N/A

(1)



Reverted includes Governor's standard 3 percent reserve (when applicable) and any extraordinary withholdings.

**NOTES:**  
 (1) In FY 2012, the "E" was increased by \$2,629,875 in order to pay for Crisis Counseling grants that resulted from the Joplin tornado. Actual expenditures reflect the need based on grants received mid-year.

**CORE RECONCILIATION DETAIL**

**DEPARTMENT OF MENTAL HEALTH**  
**DMH FEDERAL FUND**

**5. CORE RECONCILIATION DETAIL**

	<b>Budget Class</b>	<b>FTE</b>	<b>GR</b>	<b>Federal</b>	<b>Other</b>	<b>Total</b>	<b>Explanation</b>
<b>TAFP AFTER VETOES</b>							
	PS	2.00	0	115,741	0	115,741	
	EE	0.00	0	2,461,728	0	2,461,728	
	<b>Total</b>	<b>2.00</b>	<b>0</b>	<b>2,577,469</b>	<b>0</b>	<b>2,577,469</b>	
<b>DEPARTMENT CORE REQUEST</b>							
	PS	2.00	0	115,741	0	115,741	
	EE	0.00	0	2,461,728	0	2,461,728	
	<b>Total</b>	<b>2.00</b>	<b>0</b>	<b>2,577,469</b>	<b>0</b>	<b>2,577,469</b>	
<b>GOVERNOR'S RECOMMENDED CORE</b>							
	PS	2.00	0	115,741	0	115,741	
	EE	0.00	0	2,461,728	0	2,461,728	
	<b>Total</b>	<b>2.00</b>	<b>0</b>	<b>2,577,469</b>	<b>0</b>	<b>2,577,469</b>	

**REPORT 10 - FY 2015 GOVERNOR RECOMMENDS**

**DECISION ITEM DETAIL**

Budget Unit	FY 2013	FY 2013	FY 2014	FY 2014	FY 2015	FY 2015	FY 2015	FY 2015
Decision Item	ACTUAL	ACTUAL	BUDGET	BUDGET	DEPT REQ	DEPT REQ	GOV REC	GOV REC
Budget Object Class	DOLLAR	FTE	DOLLAR	FTE	DOLLAR	FTE	DOLLAR	FTE
<b>DMH FEDERAL FUND</b>								
<b>CORE</b>								
PROGRAM COORD DMH DOHSS	18,013	0.33	0	0.00	0	0.00	0	0.00
PROJECT SPECIALIST	6,030	0.07	0	0.00	0	0.00	0	0.00
MISCELLANEOUS PROFESSIONAL	0	0.00	115,741	2.00	115,741	2.00	115,741	2.00
<b>TOTAL - PS</b>	<b>24,043</b>	<b>0.40</b>	<b>115,741</b>	<b>2.00</b>	<b>115,741</b>	<b>2.00</b>	<b>115,741</b>	<b>2.00</b>
TRAVEL, IN-STATE	1,431	0.00	12,412	0.00	12,412	0.00	12,412	0.00
TRAVEL, OUT-OF-STATE	4,360	0.00	0	0.00	0	0.00	0	0.00
SUPPLIES	0	0.00	10,481	0.00	10,481	0.00	10,481	0.00
PROFESSIONAL DEVELOPMENT	0	0.00	360	0.00	360	0.00	360	0.00
COMMUNICATION SERV & SUPP	162	0.00	10,323	0.00	10,323	0.00	10,323	0.00
PROFESSIONAL SERVICES	2,016,313	0.00	2,400,544	0.00	2,400,544	0.00	2,400,544	0.00
M&R SERVICES	0	0.00	2,876	0.00	2,876	0.00	2,876	0.00
COMPUTER EQUIPMENT	55,958	0.00	0	0.00	0	0.00	0	0.00
OFFICE EQUIPMENT	0	0.00	74	0.00	74	0.00	74	0.00
OTHER EQUIPMENT	0	0.00	23,676	0.00	23,676	0.00	23,676	0.00
EQUIPMENT RENTALS & LEASES	0	0.00	100	0.00	100	0.00	100	0.00
MISCELLANEOUS EXPENSES	0	0.00	882	0.00	882	0.00	882	0.00
<b>TOTAL - EE</b>	<b>2,078,224</b>	<b>0.00</b>	<b>2,461,728</b>	<b>0.00</b>	<b>2,461,728</b>	<b>0.00</b>	<b>2,461,728</b>	<b>0.00</b>
<b>GRAND TOTAL</b>	<b>\$2,102,267</b>	<b>0.40</b>	<b>\$2,577,469</b>	<b>2.00</b>	<b>\$2,577,469</b>	<b>2.00</b>	<b>\$2,577,469</b>	<b>2.00</b>
GENERAL REVENUE	\$0	0.00	\$0	0.00	\$0	0.00	\$0	0.00
FEDERAL FUNDS	\$2,102,267	0.40	\$2,577,469	2.00	\$2,577,469	2.00	\$2,577,469	2.00
OTHER FUNDS	\$0	0.00	\$0	0.00	\$0	0.00	\$0	0.00



**REPORT 9 - FY 2015 GOVERNOR RECOMMENDS**

**DECISION ITEM SUMMARY**

Budget Unit								
Decision Item	FY 2013	FY 2013	FY 2014	FY 2014	FY 2015	FY 2015	FY 2015	FY 2015
Budget Object Summary	ACTUAL	ACTUAL	BUDGET	BUDGET	DEPT REQ	DEPT REQ	GOV REC	GOV REC
Fund	DOLLAR	FTE	DOLLAR	FTE	DOLLAR	FTE	DOLLAR	FTE
<b>CHILDREN'S SYSTEM OF CARE</b>								
<b>CORE</b>								
PERSONAL SERVICES								
DEPT MENTAL HEALTH	24,749	0.46	39,001	1.00	39,001	1.00	39,001	1.00
TOTAL - PS	24,749	0.46	39,001	1.00	39,001	1.00	39,001	1.00
EXPENSE & EQUIPMENT								
DEPT MENTAL HEALTH	85,403	0.00	824,991	0.00	799,991	0.00	1,279,991	0.00
TOTAL - EE	85,403	0.00	824,991	0.00	799,991	0.00	1,279,991	0.00
PROGRAM-SPECIFIC								
DEPT MENTAL HEALTH	891,296	0.00	505,000	0.00	480,000	0.00	0	0.00
TOTAL - PD	891,296	0.00	505,000	0.00	480,000	0.00	0	0.00
<b>TOTAL</b>	<b>1,001,448</b>	<b>0.46</b>	<b>1,368,992</b>	<b>1.00</b>	<b>1,318,992</b>	<b>1.00</b>	<b>1,318,992</b>	<b>1.00</b>
<b>Pay Plan FY15-COLA - 0000015</b>								
PERSONAL SERVICES								
DEPT MENTAL HEALTH	0	0.00	0	0.00	0	0.00	536	0.00
TOTAL - PS	0	0.00	0	0.00	0	0.00	536	0.00
<b>TOTAL</b>	<b>0</b>	<b>0.00</b>	<b>0</b>	<b>0.00</b>	<b>0</b>	<b>0.00</b>	<b>536</b>	<b>0.00</b>
<b>DMH Addtl Auth PROMISE Grant - 1650015</b>								
PERSONAL SERVICES								
DEPT MENTAL HEALTH	0	0.00	0	0.00	306,807	3.20	0	0.00
TOTAL - PS	0	0.00	0	0.00	306,807	3.20	0	0.00
EXPENSE & EQUIPMENT								
DEPT MENTAL HEALTH	0	0.00	0	0.00	1,655,408	0.00	0	0.00
TOTAL - EE	0	0.00	0	0.00	1,655,408	0.00	0	0.00
PROGRAM-SPECIFIC								
DEPT MENTAL HEALTH	0	0.00	0	0.00	5,618,291	0.00	0	0.00
TOTAL - PD	0	0.00	0	0.00	5,618,291	0.00	0	0.00
<b>TOTAL</b>	<b>0</b>	<b>0.00</b>	<b>0</b>	<b>0.00</b>	<b>7,580,506</b>	<b>3.20</b>	<b>0</b>	<b>0.00</b>
<b>GRAND TOTAL</b>	<b>\$1,001,448</b>	<b>0.46</b>	<b>\$1,368,992</b>	<b>1.00</b>	<b>\$8,899,498</b>	<b>4.20</b>	<b>\$1,319,528</b>	<b>1.00</b>

1/29/14 14:23

im\_disummary

**CORE DECISION ITEM**

<b>Department:</b> <u>Mental Health</u>	<b>Budget Unit:</b> <u>65196C</u>
<b>Division:</b> <u>Office of Director</u>	
<b>Core:</b> <u>Children's System of Care</u>	

**1. CORE FINANCIAL SUMMARY**

	FY 2015 Budget Request			
	GR	Federal	Other	Total
PS	0	39,001	0	39,001
EE	0	799,991	0	799,991
PSD	0	480,000	0	480,000
TRF	0	0	0	0
<b>Total</b>	<b>0</b>	<b>1,318,992</b>	<b>0</b>	<b>1,318,992</b>
<b>FTE</b>	<b>0.00</b>	<b>1.00</b>	<b>0.00</b>	<b>1.00</b>

<b>Est. Fringe</b>	0	20,573	0	20,573
--------------------	---	--------	---	--------

*Note: Fringes budgeted in House Bill 5 except for certain fringes budgeted directly to MoDOT, Highway Patrol, and Conservation.*

Other Funds: None.

	FY 2015 Governor's Recommendation			
	GR	Federal	Other	Total
PS	0	39,001	0	39,001
EE	0	1,279,991	0	1,279,991
PSD	0	0	0	0
TRF	0	0	0	0
<b>Total</b>	<b>0</b>	<b>1,318,992</b>	<b>0</b>	<b>1,318,992</b>
<b>FTE</b>	<b>0.00</b>	<b>1.00</b>	<b>0.00</b>	<b>1.00</b>

<b>Est. Fringe</b>	0	20,573	0	20,573
--------------------	---	--------	---	--------

*Note: Fringes budgeted in House Bill 5 except for certain fringes budgeted directly to MoDOT, Highway Patrol, and Conservation.*

Other Funds: None.

**2. CORE DESCRIPTION**

This core item includes federal grant funds for two Children's System of Care grants. The Department of Mental Health is working with other state and community agencies, youth and families, focusing on the development of an integrated community-based system of care for children with severe emotional disorders (SED) and their families in targeted areas of the State.

**Missouri Project LAUNCH** - This grant's purpose is to create a coordinated system to support children, ages 0-8, to thrive in safe, supportive environments and enter school ready to learn and able to succeed. This is a five year grant (October 1, 2012 through September 30, 2017).

**Transitioning Youth Partnership** - This is a five year grant (October 1, 2009 through September 30, 2014) that provides the necessary services and supports to help youth served in our system to successfully transition into adulthood with the ability to live their lives with the highest degree of independence and self-determination possible. The population of focus is youth with serious emotional disturbance (SED) ages 16-18 and young adults between the ages of 18-25 with serious and persistent mental illness (SMI) in Jackson County Missouri. This grant will serve approximately 55 youth and/or young adults each year.



**CORE DECISION ITEM**

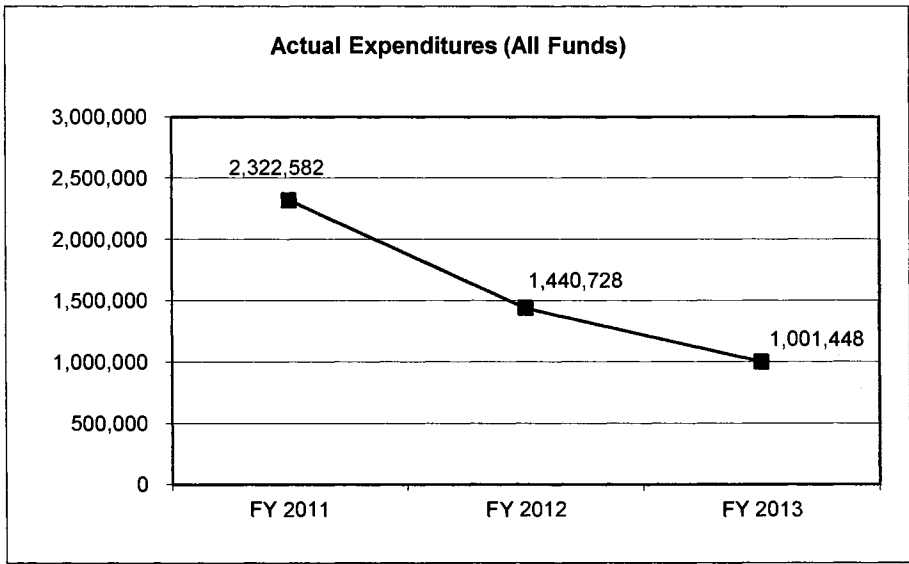
<b>Department:</b>	<b>Mental Health</b>	<b>Budget Unit:</b>	<b>65196C</b>
<b>Division:</b>	<b>Office of Director</b>		
<b>Core:</b>	<b>Children's System of Care</b>		

**3. PROGRAM LISTING (list programs included in this core funding)**

Children's System of Care

**4. FINANCIAL HISTORY**

	FY 2011 Actual	FY 2012 Actual	FY 2013 Actual	FY 2014 Current Yr.
Appropriation (All Funds)	5,970,689	3,970,689	1,872,075	1,368,992
Less Reverted (All Funds)	0	0	0	N/A
Budget Authority (All Funds)	5,970,689	3,970,689	1,872,075	N/A
Actual Expenditures (All Funds)	2,322,582	1,440,728	1,001,448	N/A
Unexpended (All Funds)	3,648,107	2,529,961	870,627	N/A
Unexpended, by Fund:				
General Revenue	0	0	0	N/A
Federal	3,648,107	2,529,961	870,627	N/A
Other	0	0	0	N/A
			<b>(1)</b>	<b>(1)</b>



Reverted includes Governor's standard 3 percent reserve (when applicable) and any extraordinary withholdings.

**NOTES:**  
 (1) Excess authority was cut in FY 2013 and FY 2014.

**CORE RECONCILIATION DETAIL**

**DEPARTMENT OF MENTAL HEALTH  
CHILDREN'S SYSTEM OF CARE**

**5. CORE RECONCILIATION DETAIL**

	<b>Budget Class</b>	<b>FTE</b>	<b>GR</b>	<b>Federal</b>	<b>Other</b>	<b>Total</b>	<b>Explanation</b>
<b>TAFP AFTER VETOES</b>							
	PS	1.00	0	39,001	0	39,001	
	EE	0.00	0	824,991	0	824,991	
	PD	0.00	0	505,000	0	505,000	
	<b>Total</b>	<b>1.00</b>	<b>0</b>	<b>1,368,992</b>	<b>0</b>	<b>1,368,992</b>	
<b>DEPARTMENT CORE ADJUSTMENTS</b>							
Core Reduction	623 7244	EE	0.00	0	(25,000)	0	(25,000) Reduction of federal authority due to the termination of the Circle of Hope Grant.
Core Reduction	623 7245	PD	0.00	0	(25,000)	0	(25,000) Reduction of federal authority due to the termination of the Circle of Hope Grant.
	<b>NET DEPARTMENT CHANGES</b>	<b>0.00</b>	<b>0</b>	<b>(50,000)</b>	<b>0</b>	<b>(50,000)</b>	
<b>DEPARTMENT CORE REQUEST</b>							
	PS	1.00	0	39,001	0	39,001	
	EE	0.00	0	799,991	0	799,991	
	PD	0.00	0	480,000	0	480,000	
	<b>Total</b>	<b>1.00</b>	<b>0</b>	<b>1,318,992</b>	<b>0</b>	<b>1,318,992</b>	
<b>GOVERNOR'S ADDITIONAL CORE ADJUSTMENTS</b>							
Core Reallocation	2290 7244	EE	0.00	0	480,000	0	480,000 Core Reallocation
Core Reallocation	2290 7245	PD	0.00	0	(480,000)	0	(480,000) Core Reallocation
	<b>NET GOVERNOR CHANGES</b>	<b>0.00</b>	<b>0</b>	<b>0</b>	<b>0</b>	<b>0</b>	
<b>GOVERNOR'S RECOMMENDED CORE</b>							
	PS	1.00	0	39,001	0	39,001	

**CORE RECONCILIATION DETAIL**

---

**DEPARTMENT OF MENTAL HEALTH**  
**CHILDREN'S SYSTEM OF CARE**

---

**5. CORE RECONCILIATION DETAIL**

---

	<b>Budget Class</b>	<b>FTE</b>	<b>GR</b>	<b>Federal</b>	<b>Other</b>	<b>Total</b>	<b>Explanation</b>
<b>GOVERNOR'S RECOMMENDED CORE</b>							
	EE	0.00	0	1,279,991	0	1,279,991	
	PD	0.00	0	0	0	0	
	<b>Total</b>	<b>1.00</b>	<b>0</b>	<b>1,318,992</b>	<b>0</b>	<b>1,318,992</b>	

**REPORT 10 - FY 2015 GOVERNOR RECOMMENDS**

**DECISION ITEM DETAIL**

Budget Unit	FY 2013	FY 2013	FY 2014	FY 2014	FY 2015	FY 2015	FY 2015	FY 2015
Decision Item	ACTUAL	ACTUAL	BUDGET	BUDGET	DEPT REQ	DEPT REQ	GOV REC	GOV REC
Budget Object Class	DOLLAR	FTE	DOLLAR	FTE	DOLLAR	FTE	DOLLAR	FTE
<b>CHILDREN'S SYSTEM OF CARE</b>								
<b>CORE</b>								
ADMIN OFFICE SUPPORT ASSISTANT	8,828	0.25	377	0.00	0	0.00	0	0.00
FISCAL & ADMINISTRATIVE MGR B1	0	0.00	11	0.00	0	0.00	0	0.00
MENTAL HEALTH MGR B3	8,317	0.11	330	0.00	0	0.00	0	0.00
DESIGNATED PRINCIPAL ASST DEPT	7,604	0.10	0	0.00	0	0.00	0	0.00
OTHER	0	0.00	38,283	1.00	39,001	1.00	39,001	1.00
<b>TOTAL - PS</b>	<b>24,749</b>	<b>0.46</b>	<b>39,001</b>	<b>1.00</b>	<b>39,001</b>	<b>1.00</b>	<b>39,001</b>	<b>1.00</b>
TRAVEL, IN-STATE	5,452	0.00	3,199	0.00	3,199	0.00	3,199	0.00
TRAVEL, OUT-OF-STATE	3,495	0.00	8,728	0.00	8,728	0.00	8,728	0.00
SUPPLIES	0	0.00	1,049	0.00	1,049	0.00	1,049	0.00
PROFESSIONAL DEVELOPMENT	2,679	0.00	4,828	0.00	4,828	0.00	4,828	0.00
COMMUNICATION SERV & SUPP	513	0.00	1,409	0.00	1,409	0.00	1,409	0.00
PROFESSIONAL SERVICES	72,818	0.00	803,404	0.00	778,404	0.00	1,258,404	0.00
COMPUTER EQUIPMENT	0	0.00	1,091	0.00	1,091	0.00	1,091	0.00
OTHER EQUIPMENT	102	0.00	0	0.00	0	0.00	0	0.00
EQUIPMENT RENTALS & LEASES	0	0.00	983	0.00	983	0.00	983	0.00
MISCELLANEOUS EXPENSES	344	0.00	300	0.00	300	0.00	300	0.00
<b>TOTAL - EE</b>	<b>85,403</b>	<b>0.00</b>	<b>824,991</b>	<b>0.00</b>	<b>799,991</b>	<b>0.00</b>	<b>1,279,991</b>	<b>0.00</b>
PROGRAM DISTRIBUTIONS	891,296	0.00	505,000	0.00	480,000	0.00	0	0.00
<b>TOTAL - PD</b>	<b>891,296</b>	<b>0.00</b>	<b>505,000</b>	<b>0.00</b>	<b>480,000</b>	<b>0.00</b>	<b>0</b>	<b>0.00</b>
<b>GRAND TOTAL</b>	<b>\$1,001,448</b>	<b>0.46</b>	<b>\$1,368,992</b>	<b>1.00</b>	<b>\$1,318,992</b>	<b>1.00</b>	<b>\$1,318,992</b>	<b>1.00</b>
GENERAL REVENUE	\$0	0.00	\$0	0.00	\$0	0.00	\$0	0.00
FEDERAL FUNDS	\$1,001,448	0.46	\$1,368,992	1.00	\$1,318,992	1.00	\$1,318,992	1.00
OTHER FUNDS	\$0	0.00	\$0	0.00	\$0	0.00	\$0	0.00

**PROGRAM DESCRIPTION**

**Department: Mental Health**

**Program Name: Children's System of Care**

**Program is found in the following core budget(s): Children's System of Care**

	Children's System of Care							TOTAL
GR	0							0
FEDERAL	1,368,992							1,368,992
OTHER	0							0
<b>TOTAL</b>	1,368,992	0	0	0	0	0	0	1,368,992

**1. What does this program do?**

**Transitioning Youth Partnership** - This is a five year grant (October 1, 2009 through September 30, 2014) that provides the necessary services and supports to help youth served in our system to successfully transition into adulthood with the ability to live their lives with the highest degree of independence and self-determination possible. The population of focus is youth with serious emotional disturbance (SED) ages 16-18 and young adults between the ages of 18-25 with serious and persistent mental illness (SMI) in Jackson County, Missouri. This grant will serve approximately 55 youth and/or young adults each year.

**Missouri Project LAUNCH** - This grant's purpose is to create a coordinated system to support children, ages 0-8, to thrive in safe, supportive environments and enter school ready to learn and able to succeed. This is a five year grant (October 1, 2012 through September 30, 2017).

**2. What is the authorization for this program, i.e., federal or state statute, etc.? (Include the federal program number, if applicable.)**

Transitioning Youth Partnership (5H79M059439-02); Missouri Project LAUNCH (5H79SM061299)

**3. Are there federal matching requirements? If yes, please explain.**

Yes. In-kind non-federal match dollars.

**4. Is this a federally mandated program? If yes, please explain.**

No.

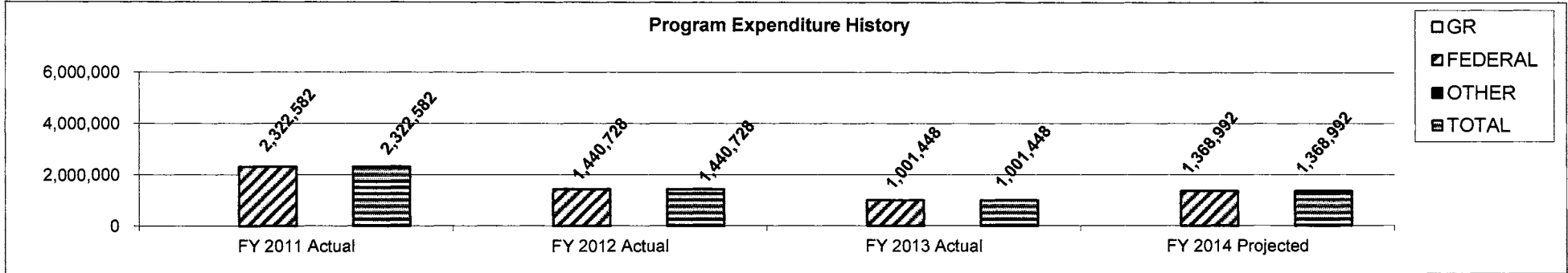
**PROGRAM DESCRIPTION**

**Department: Mental Health**

**Program Name: Children's System of Care**

**Program is found in the following core budget(s): Children's System of Care**

**5. Provide actual expenditures for the prior three fiscal years and planned expenditures for the current fiscal year.**

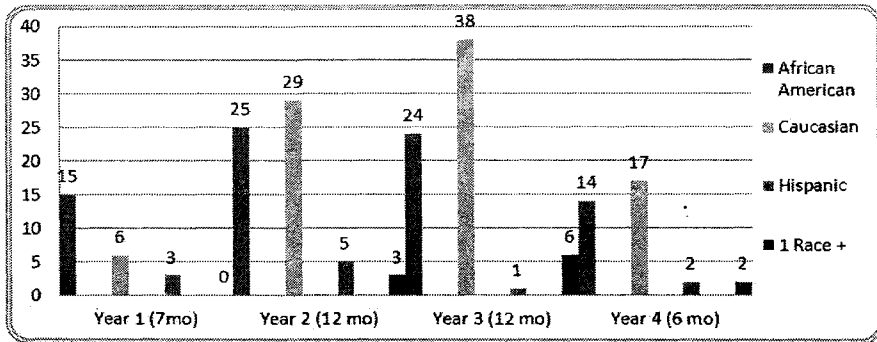


**6. What are the sources of the "Other" funds?**

Not applicable.

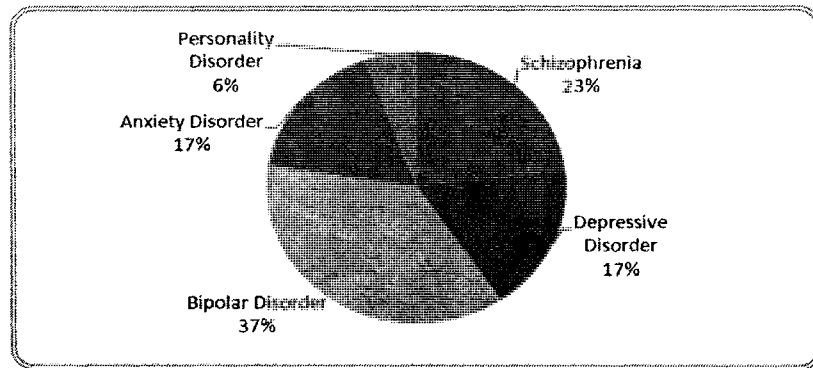
**7a. Provide an effectiveness measure.**

**Transitioning Youth Partnership - Enrolled Participants**



Total Number of Enrolled Participants by Race/Ethnicity & Year

**Transitioning Youth Partnership - Enrollment by Diagnosis**



Enrolled by Diagnosis Sub-Categories

**PROGRAM DESCRIPTION**

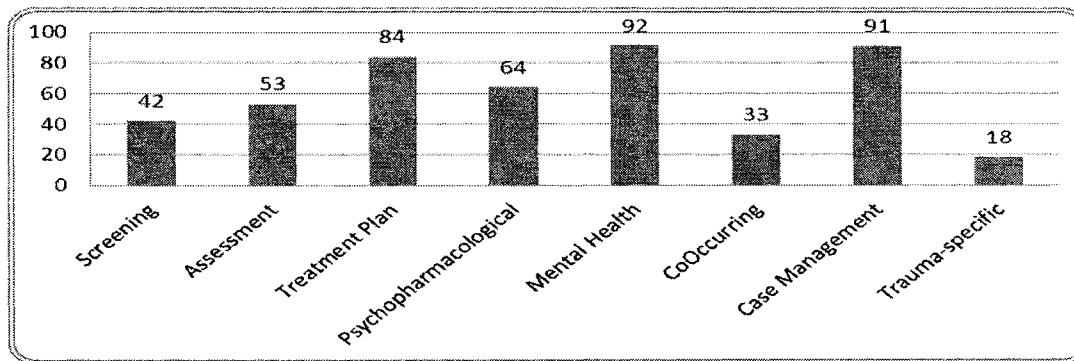
**Department: Mental Health**

**Program Name: Children's System of Care**

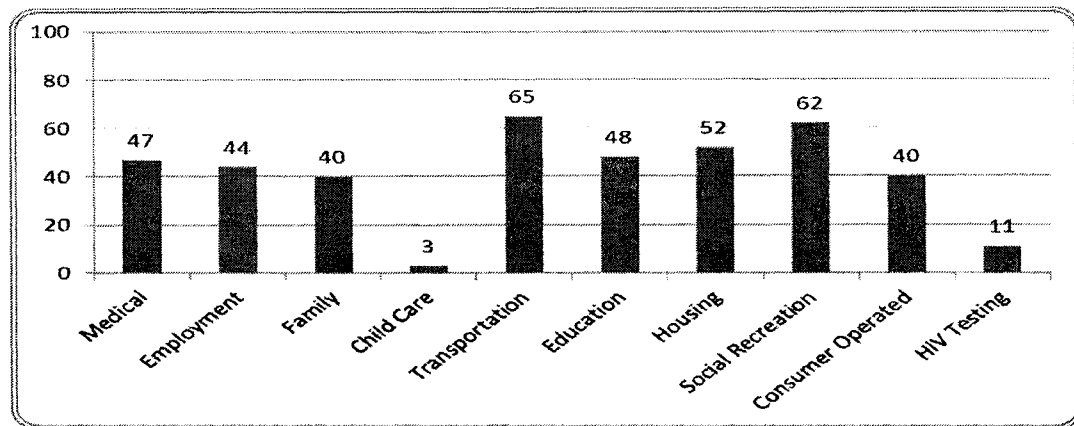
**Program is found in the following core budget(s): Children's System of Care**

**7a. Provide an effectiveness measure. (con't)**

**Transitioning Youth Partnership  
Core Services Provided to Enrolled Youth**



**Support Services Provided to Enrolled Youth**



**PROGRAM DESCRIPTION**

**Department: Mental Health**

**Program Name: Children's System of Care**

**Program is found in the following core budget(s): Children's System of Care**

**7a. Provide an effectiveness measure. (con't)**

**Transitioning Youth Partnership - Everyday Life Statements**

Enrolled participants were asked to respond to a series of statements on whether they agreed or disagreed with their ability to function with daily living situations and different emotional characteristics. The two following tables describe the mean scores.

The statistically significant differences with 'getting along with family' and 'do well in social situations' and 'able to deal with crisis' were attributed to more participants moving in a positive direction.

One item, 'I do well in school and/or work' approached statistical significance when only considering those who stated they were enrolled in school either full time or part-time.

Statement (3= Undecided, 5.0 = Strong agree)	Baseline	6-Month
I am getting along with my family	3.7	4.0*
I do well in school and/or work	3.2	3.8
My housing situation is satisfactory	3.7	3.8
I am able to control my life	3.6	3.8
I deal effectively with daily problems	3.6	3.5
I do well in social situations	3.3	3.7*
I am able to deal with crisis	3.1	3.6*
My symptoms are not bothering me	2.9	3.1

\* Statistically significant (P < .003; P < .025; P < .032)

**Transitioning Youth Partnership - Emotional Statements**

Enrolled participants were asked to respond to a series of statements on whether they agreed or disagreed with their ability to function with daily living situations and different emotional characteristics. The two following tables describe the mean scores.

The average score for youth reporting "feeling hopeless" improved; the difference was statistically significant.

Statement (3 = Some of the Time, 5 = None of the Time)	Baseline	6-Month
Feeling worthless	4.0	4
Feeling hopeless	3.6	4.0*
Feeling so depressed that nothing could cheer me up	3.6	3.6



**PROGRAM DESCRIPTION**

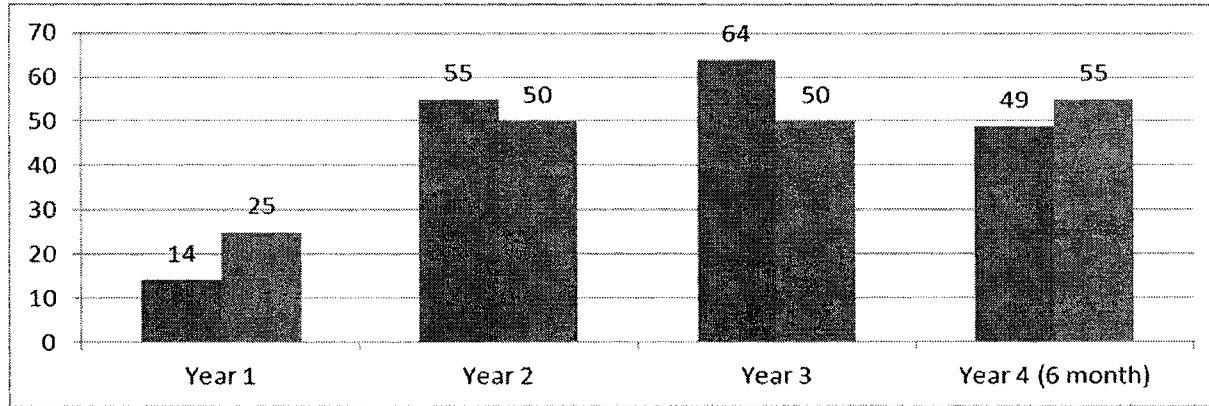
**Department: Mental Health**

**Program Name: Children's System of Care**

**Program is found in the following core budget(s): Children's System of Care**

**7a. Provide an effectiveness measure. (con't)**

**Transitioning Youth Partnership - Number of Enrolled Participants by Year**



	Yr 1 (12 mo)	Yr 2 (12 mo)	Yr 3 (12 mo)	Yr 4 (6 mo)
Goal	25	50	50	55
Actual	14	55	64	49
Difference	-11	+5	+14	-6

**7b. Provide an efficiency measure.**

Not applicable.

**7c. Provide the number of clients/individuals served, if applicable.**

182

**7d. Provide a customer satisfaction measure, if available.**

Not available.

**NEW DECISION ITEM**

<b>Department: Mental Health</b>	<b>Budget Unit</b> <u>65196C</u>
<b>Division: Director's Office</b>	
<b>DI Name: PROMISE Grant</b>	<b>DI#1650015</b>

**1. AMOUNT OF REQUEST**

	FY 2015 Budget Request					FY 2015 Governor's Recommendation			
	GR	Federal	Other	Total		GR	Federal	Other	Total
<b>PS</b>	0	306,807	0	306,807	<b>PS</b>	0	0	0	0
<b>EE</b>	0	1,655,408	0	1,655,408	<b>EE</b>	0	0	0	0
<b>PSD</b>	0	5,618,291	0	5,618,291	<b>PSD</b>	0	0	0	0
<b>TRF</b>	0	0	0	0	<b>TRF</b>	0	0	0	0
<b>Total</b>	<u>0</u>	<u>7,580,506</u>	<u>0</u>	<u>7,580,506</u>	<b>Total</b>	<u>0</u>	<u>0</u>	<u>0</u>	<u>0</u>
<b>FTE</b>	<b>0.00</b>	<b>3.20</b>	<b>0.00</b>	<b>3.20</b>	<b>FTE</b>	<b>0.00</b>	<b>0.00</b>	<b>0.00</b>	<b>0.00</b>

<b>Est. Fringe</b>	0	161,841	0	161,841
--------------------	---	---------	---	---------

*Note: Fringes budgeted in House Bill 5 except for certain fringes budgeted directly to MoDOT, Highway Patrol, and Conservation.*

<b>Est. Fringe</b>	0	0	0	0
--------------------	---	---	---	---

*Note: Fringes budgeted in House Bill 5 except for certain fringes budgeted directly to MoDOT, Highway Patrol, and Conservation.*

Other Funds: None.

Other Funds: None.

**2. WHY IS THIS FUNDING NEEDED? INCLUDE THE FEDERAL OR STATE STATUTORY OR CONSTITUTIONAL AUTHORIZATION FOR THIS PROGRAM.**

The Missouri Promoting the Readiness of Minors in Supplemental Security Income (PROMISE) project will test and demonstrate how to transition youth (ages 13 - 16) on Supplemental Security Income (SSI) from secondary or post-secondary education settings to community employment and self-sufficiency through improved educational and employment interventions. The goal is to increase independence for child SSI recipients and their families while decreasing dependence on public assistance.

**3. DESCRIBE THE DETAILED ASSUMPTIONS USED TO DERIVE THE SPECIFIC REQUESTED AMOUNT. (How did you determine that the requested number of FTE were appropriate? How many positions do the requested FTE equal and for how many months do you need the supplemental funding? From what source or standard did you derive the requested levels of funding? Were alternatives such as outsourcing or automation considered? If based on new legislation, does request tie to TAFP fiscal note? If not, explain why.)**

**REQUEST:**

Requested funding levels are based on the federal grant application. The maximum award amount is \$32.5 million spread over five years. This request represents the funding authority needed in FY 2015.

**NEW DECISION ITEM**

<b>Department: Mental Health</b>	<b>Budget Unit 65196C</b>
<b>Division: Director's Office</b>	
<b>DI Name: PROMISE Grant</b>	<b>DI#1650015</b>

**3. DESCRIBE THE DETAILED ASSUMPTIONS USED TO DERIVE THE SPECIFIC REQUESTED AMOUNT. (How did you determine that the requested number of FTE were appropriate? How many positions do the requested FTE equal and for how many months do you need the supplemental funding? From what source or standard did you derive the requested levels of funding? Were alternatives such as outsourcing or automation considered? If based on new legislation, does request tie to TAFP fiscal note? If not, explain why.)**

**REQUEST: (continued)**

<b>HB Section</b>	<b>Approp</b>	<b>Type</b>	<b>Fund</b>	<b>Amount</b>
10.050 Children's System of Care	7243	PS	0148	\$306,807
10.050 Children's System of Care	7244	EE	0148	\$1,655,408
10.050 Children's System of Care	7245	PSD	0148	\$5,618,291
		<b>Total</b>		<b>\$7,580,506</b>

**GOVERNOR RECOMMENDS:**

The Department of Mental Health did not receive this grant; therefore, additional authority is no longer needed.

**4. BREAK DOWN THE REQUEST BY BUDGET OBJECT CLASS, JOB CLASS, AND FUND SOURCE. IDENTIFY ONE-TIME COSTS.**

<b>Budget Object Class/Job Class</b>	<b>Dept Req GR DOLLARS</b>	<b>Dept Req GR FTE</b>	<b>Dept Req FED DOLLARS</b>	<b>Dept Req FED FTE</b>	<b>Dept Req OTHER DOLLARS</b>	<b>Dept Req OTHER FTE</b>	<b>Dept Req TOTAL DOLLARS</b>	<b>Dept Req TOTAL FTE</b>	<b>Dept Req One-Time DOLLARS</b>
Misc. Professional (BOBC 100 - 009811)			24,266	0.20			24,266	0.20	0
Mental Health Mgr B2 (BOBC 100 - 008147)			124,650	1.00			124,650	1.00	0
Research Analyst III (BOBC 100 - 000433)			83,100	1.00			83,100	1.00	0
Program Specialist II (BOBC 100 - 004539)			74,791	1.00			74,791	1.00	0
<b>Total PS</b>	<b>0</b>	<b>0.0</b>	<b>306,807</b>	<b>3.20</b>	<b>0</b>	<b>0.0</b>	<b>306,807</b>	<b>3.20</b>	<b>0</b>
In-State Travel (BOBC 140)			43,190				43,190		0
Out-of-State Travel (BOBC 160)			21,635				21,635		0
Supplies (BOBC 190)			2,633				2,633		0
Professional Development (BOBC 320)			1,572,131				1,572,131		0
Communication Services (BOBC 340)			1,000				1,000		0
Professional Services (BOBC 400)			12,819				12,819		0
Computer Equipment (BOBC 480)			1,000				1,000		0
Office Equipment (BOBC 580)			1,000				1,000		0
<b>Total EE</b>	<b>0</b>		<b>1,655,408</b>		<b>0</b>		<b>1,655,408</b>		<b>0</b>

**NEW DECISION ITEM**

<b>Department: Mental Health</b>	<b>Budget Unit 65196C</b>
<b>Division: Director's Office</b>	
<b>DI Name: PROMISE Grant</b>	<b>DI#1650015</b>

**4. BREAK DOWN THE REQUEST BY BUDGET OBJECT CLASS, JOB CLASS, AND FUND SOURCE. IDENTIFY ONE-TIME COSTS. (continued)**

	Dept Req GR DOLLARS	Dept Req GR FTE	Dept Req FED DOLLARS	Dept Req FED FTE	Dept Req OTHER DOLLARS	Dept Req OTHER FTE	Dept Req TOTAL DOLLARS	Dept Req TOTAL FTE	Dept Req One-Time DOLLARS
Program Distributions (BOBC 800)			5,618,291				5,618,291		0
<b>Total PSD</b>	<b>0</b>		<b>5,618,291</b>		<b>0</b>		<b>5,618,291</b>		<b>0</b>
<b>Grand Total</b>	<b>0</b>	<b>0.0</b>	<b>7,580,506</b>	<b>3.20</b>	<b>0</b>	<b>0.0</b>	<b>7,580,506</b>	<b>3.20</b>	<b>0</b>

	Gov Rec GR DOLLARS	Gov Rec GR FTE	Gov Rec FED DOLLARS	Gov Rec FED FTE	Gov Rec OTHER DOLLARS	Gov Rec OTHER FTE	Gov Rec TOTAL DOLLARS	Gov Rec TOTAL FTE	Gov Rec One-Time DOLLARS
Not applicable.							0	0.0	0
<b>Total PS</b>	<b>0</b>	<b>0.0</b>	<b>0</b>	<b>0.0</b>	<b>0</b>	<b>0.0</b>	<b>0</b>	<b>0.0</b>	<b>0</b>
Not applicable.			0	0			0	0	0
<b>Total EE</b>	<b>0</b>	<b>0</b>	<b>0</b>	<b>0</b>	<b>0</b>	<b>0</b>	<b>0</b>	<b>0</b>	<b>0</b>
Not applicable.			0				0		0
<b>Total PSD</b>	<b>0</b>		<b>0</b>		<b>0</b>		<b>0</b>		<b>0</b>
<b>Grand Total</b>	<b>0</b>	<b>0.0</b>	<b>0</b>	<b>0.0</b>	<b>0</b>	<b>0.0</b>	<b>0</b>	<b>0.0</b>	<b>0</b>

**NEW DECISION ITEM**

<b>Department: Mental Health</b>	<b>Budget Unit 65196C</b>
<b>Division: Director's Office</b>	
<b>DI Name: PROMISE Grant</b>	<b>DI#1650015</b>

**5. PERFORMANCE MEASURES (If new decision item has an associated core, separately identify projected performance with & without additional funding.)**

**5a. Provide an effectiveness measure.**

Through the Missouri PROMISE project model demonstration initiative, DMH proposes to measure how the combined application of intensive case management with person-centered services and then evidence-based supports will lift expectations and the educational, employment and earnings outcomes of children and families receiving SSI.

**5b. Provide an efficiency measure.**

The Department, along with other collaborative agencies, will utilize intensive case management, recruitment strategy, paid employment experience, flexible funds, family supports, educational and enrichment strategies, skills training, and referral and system linkages to ensure maximum positive outcomes.

**5c. Provide the number of clients/individuals served, if applicable.**

Not applicable.

**5d. Provide a customer satisfaction measure, if available.**

Not applicable.

**6. STRATEGIES TO ACHIEVE THE PERFORMANCE MEASUREMENT TARGETS:**

The Missouri Departments of Social Services, Elementary and Secondary Education, Missouri Division of Workforce Development, and a strong array of community partners, including Missouri's Community Colleges, are working with the Department of Mental Health to achieve the performance measurement requirements of the grant through a variety of initiatives.

**REPORT 10 - FY 2015 GOVERNOR RECOMMENDS**

**DECISION ITEM DETAIL**

Budget Unit	FY 2013	FY 2013	FY 2014	FY 2014	FY 2015	FY 2015	FY 2015	FY 2015
Decision Item	ACTUAL	ACTUAL	BUDGET	BUDGET	DEPT REQ	DEPT REQ	GOV REC	GOV REC
Budget Object Class	DOLLAR	FTE	DOLLAR	FTE	DOLLAR	FTE	DOLLAR	FTE
<b>CHILDREN'S SYSTEM OF CARE</b>								
<b>DMH Addtl Auth PROMISE Grant - 1650015</b>								
RESEARCH ANAL III	0	0.00	0	0.00	83,100	1.00	0	0.00
PROGRAM SPECIALIST II MH	0	0.00	0	0.00	74,791	1.00	0	0.00
MENTAL HEALTH MGR B2	0	0.00	0	0.00	124,650	1.00	0	0.00
MISCELLANEOUS PROFESSIONAL	0	0.00	0	0.00	24,266	0.20	0	0.00
<b>TOTAL - PS</b>	<b>0</b>	<b>0.00</b>	<b>0</b>	<b>0.00</b>	<b>306,807</b>	<b>3.20</b>	<b>0</b>	<b>0.00</b>
TRAVEL, IN-STATE	0	0.00	0	0.00	43,190	0.00	0	0.00
TRAVEL, OUT-OF-STATE	0	0.00	0	0.00	21,635	0.00	0	0.00
SUPPLIES	0	0.00	0	0.00	2,633	0.00	0	0.00
PROFESSIONAL DEVELOPMENT	0	0.00	0	0.00	1,572,131	0.00	0	0.00
COMMUNICATION SERV & SUPP	0	0.00	0	0.00	1,000	0.00	0	0.00
PROFESSIONAL SERVICES	0	0.00	0	0.00	12,819	0.00	0	0.00
COMPUTER EQUIPMENT	0	0.00	0	0.00	1,000	0.00	0	0.00
OFFICE EQUIPMENT	0	0.00	0	0.00	1,000	0.00	0	0.00
<b>TOTAL - EE</b>	<b>0</b>	<b>0.00</b>	<b>0</b>	<b>0.00</b>	<b>1,655,408</b>	<b>0.00</b>	<b>0</b>	<b>0.00</b>
PROGRAM DISTRIBUTIONS	0	0.00	0	0.00	5,618,291	0.00	0	0.00
<b>TOTAL - PD</b>	<b>0</b>	<b>0.00</b>	<b>0</b>	<b>0.00</b>	<b>5,618,291</b>	<b>0.00</b>	<b>0</b>	<b>0.00</b>
<b>GRAND TOTAL</b>	<b>\$0</b>	<b>0.00</b>	<b>\$0</b>	<b>0.00</b>	<b>\$7,580,506</b>	<b>3.20</b>	<b>\$0</b>	<b>0.00</b>
<b>GENERAL REVENUE</b>	<b>\$0</b>	<b>0.00</b>	<b>\$0</b>	<b>0.00</b>	<b>\$0</b>	<b>0.00</b>		<b>0.00</b>
<b>FEDERAL FUNDS</b>	<b>\$0</b>	<b>0.00</b>	<b>\$0</b>	<b>0.00</b>	<b>\$7,580,506</b>	<b>3.20</b>		<b>0.00</b>
<b>OTHER FUNDS</b>	<b>\$0</b>	<b>0.00</b>	<b>\$0</b>	<b>0.00</b>	<b>\$0</b>	<b>0.00</b>		<b>0.00</b>

**Housing  
Assistance**

**REPORT 9 - FY 2015 GOVERNOR RECOMMENDS**

**DECISION ITEM SUMMARY**

Budget Unit								
Decision Item	FY 2013	FY 2013	FY 2014	FY 2014	FY 2015	FY 2015	FY 2015	FY 2015
Budget Object Summary	ACTUAL	ACTUAL	BUDGET	BUDGET	DEPT REQ	DEPT REQ	GOV REC	GOV REC
Fund	DOLLAR	FTE	DOLLAR	FTE	DOLLAR	FTE	DOLLAR	FTE
<b>HOUSING ASSISTANCE</b>								
<b>CORE</b>								
<b>PROGRAM-SPECIFIC</b>								
GENERAL REVENUE	214,400	0.00	255,000	0.00	255,000	0.00	255,000	0.00
DEPT MENTAL HEALTH	10,849,777	0.00	11,658,496	0.00	11,658,496	0.00	11,658,496	0.00
TOTAL - PD	11,064,177	0.00	11,913,496	0.00	11,913,496	0.00	11,913,496	0.00
<b>TOTAL</b>	<b>11,064,177</b>	<b>0.00</b>	<b>11,913,496</b>	<b>0.00</b>	<b>11,913,496</b>	<b>0.00</b>	<b>11,913,496</b>	<b>0.00</b>
<b>GRAND TOTAL</b>	<b>\$11,064,177</b>	<b>0.00</b>	<b>\$11,913,496</b>	<b>0.00</b>	<b>\$11,913,496</b>	<b>0.00</b>	<b>\$11,913,496</b>	<b>0.00</b>



**CORE DECISION ITEM**

<b>Department:</b>	Mental Health	<b>Budget Unit:</b>	65198C
<b>Division:</b>	Office of Director		
<b>Core:</b>	Housing Assistance		

**1. CORE FINANCIAL SUMMARY**

	FY 2015 Budget Request					FY 2015 Governor's Recommendation			
	GR	Federal	Other	Total		GR	Federal	Other	Total
PS	0	0	0	0	PS	0	0	0	0
EE	0	0	0	0	EE	0	0	0	0
PSD	255,000	11,658,496	0	11,913,496	PSD	255,000	11,658,496	0	11,913,496
TRF	0	0	0	0	TRF	0	0	0	0
<b>Total</b>	<b>255,000</b>	<b>11,658,496</b>	<b>0</b>	<b>11,913,496</b>	<b>Total</b>	<b>255,000</b>	<b>11,658,496</b>	<b>0</b>	<b>11,913,496</b>
<b>FTE</b>	<b>0.00</b>	<b>0.00</b>	<b>0.00</b>	<b>0.00</b>	<b>FTE</b>	<b>0.00</b>	<b>0.00</b>	<b>0.00</b>	<b>0.00</b>

<b>Est. Fringe</b>	0	0	0	0
--------------------	---	---	---	---

*Note: Fringes budgeted in House Bill 5 except for certain fringes budgeted directly to MoDOT, Highway Patrol, and Conservation.*

<b>Est. Fringe</b>	0	0	0	0
--------------------	---	---	---	---

*Note: Fringes budgeted in House Bill 5 except for certain fringes budgeted directly to MoDOT, Highway Patrol, and Conservation.*

Other Funds: None.

Other Funds: None.

**2. CORE DESCRIPTION**

This core item includes federal grant funds for the Shelter Plus Care Grants. Shelter Plus Care provides rental assistance for homeless individuals with disabilities and their families. Disability is defined by HUD for this program as someone who is seriously mentally ill; has chronic problems with alcohol, drugs, or both; is developmentally disabled or has acquired immunodeficiency syndrome (AIDS) and related diseases. The grants provide rental assistance for permanent housing and must be matched in the aggregate by supportive services that are equal in value to the amount of rental assistance. Goals for participants in the Shelter Plus Care program include obtaining and maintaining stable housing for at least one year; maintaining physical and mental wellness and/or sobriety; obtaining employment/income; and family reunification. This core item also includes a Veteran's Administration per diem grant and GR support for homeless veteran services in St. Louis.

**3. PROGRAM LISTING (list programs included in this core funding)**

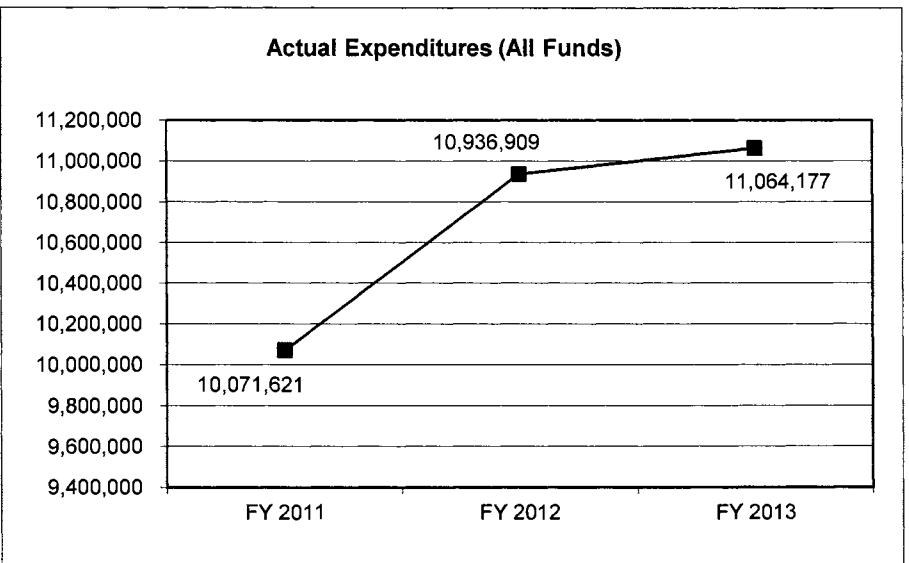
Housing Assistance

**CORE DECISION ITEM**

<b>Department:</b> Mental Health	<b>Budget Unit:</b> 65198C
<b>Division:</b> Office of Director	
<b>Core:</b> Housing Assistance	

**4. FINANCIAL HISTORY**

	FY 2011 Actual	FY 2012 Actual	FY 2013 Actual	FY 2014 Current Yr.
Appropriation (All Funds)	11,167,802	11,122,802	11,913,496	11,913,496
Less Reverted (All Funds)	(132,834)	(7,650)	(7,650)	N/A
Budget Authority (All Funds)	11,034,968	11,115,152	11,905,846	N/A
Actual Expenditures (All Funds)	10,071,621	10,936,909	11,064,177	N/A
Unexpended (All Funds)	963,347	178,243	841,669	N/A
Unexpended, by Fund:				
General Revenue	287	0	32,950	N/A
Federal	963,060	178,243	808,719	N/A
Other	0	0	0	N/A
			<b>(1)</b>	



Reverted includes Governor's standard 3 percent reserve (when applicable) and any extraordinary withholdings.

**NOTES:**

(1) Additional authority was received in FY 2013 for Shelter Plus Care Grants.

**CORE RECONCILIATION DETAIL**

**DEPARTMENT OF MENTAL HEALTH  
HOUSING ASSISTANCE**

**5. CORE RECONCILIATION DETAIL**

	<b>Budget Class</b>	<b>FTE</b>	<b>GR</b>	<b>Federal</b>	<b>Other</b>	<b>Total</b>	<b>Explanation</b>
<b>TAFP AFTER VETOES</b>							
	PD	0.00	255,000	11,658,496	0	11,913,496	
	<b>Total</b>	<b>0.00</b>	<b>255,000</b>	<b>11,658,496</b>	<b>0</b>	<b>11,913,496</b>	
<b>DEPARTMENT CORE REQUEST</b>							
	PD	0.00	255,000	11,658,496	0	11,913,496	
	<b>Total</b>	<b>0.00</b>	<b>255,000</b>	<b>11,658,496</b>	<b>0</b>	<b>11,913,496</b>	
<b>GOVERNOR'S RECOMMENDED CORE</b>							
	PD	0.00	255,000	11,658,496	0	11,913,496	
	<b>Total</b>	<b>0.00</b>	<b>255,000</b>	<b>11,658,496</b>	<b>0</b>	<b>11,913,496</b>	

**REPORT 10 - FY 2015 GOVERNOR RECOMMENDS**

**DECISION ITEM DETAIL**

Budget Unit	FY 2013	FY 2013	FY 2014	FY 2014	FY 2015	FY 2015	FY 2015	FY 2015
Decision Item	ACTUAL	ACTUAL	BUDGET	BUDGET	DEPT REQ	DEPT REQ	GOV REC	GOV REC
Budget Object Class	DOLLAR	FTE	DOLLAR	FTE	DOLLAR	FTE	DOLLAR	FTE
<b>HOUSING ASSISTANCE</b>								
<b>CORE</b>								
PROGRAM DISTRIBUTIONS	11,064,177	0.00	11,913,496	0.00	11,913,496	0.00	11,913,496	0.00
TOTAL - PD	11,064,177	0.00	11,913,496	0.00	11,913,496	0.00	11,913,496	0.00
<b>GRAND TOTAL</b>	<b>\$11,064,177</b>	<b>0.00</b>	<b>\$11,913,496</b>	<b>0.00</b>	<b>\$11,913,496</b>	<b>0.00</b>	<b>\$11,913,496</b>	<b>0.00</b>
GENERAL REVENUE	\$214,400	0.00	\$255,000	0.00	\$255,000	0.00	\$255,000	0.00
FEDERAL FUNDS	\$10,849,777	0.00	\$11,658,496	0.00	\$11,658,496	0.00	\$11,658,496	0.00
OTHER FUNDS	\$0	0.00	\$0	0.00	\$0	0.00	\$0	0.00

**PROGRAM DESCRIPTION**

<b>Department: Mental Health</b>										
<b>Program Name: Housing Assistance</b>										
<b>Program is found in the following core budget(s): Housing Assistance</b>										
	<b>Housing Assistance</b>								<b>TOTAL</b>	
<b>GR</b>	255,000								255,000	
<b>FEDERAL</b>	11,658,496								11,658,496	
<b>OTHER</b>	0								0	
<b>TOTAL</b>	11,913,496	0	0	0	0	0	0	0	11,913,496	

**1. What does this program do?**

This program provides housing assistance to Missourians through the following programs: 1) **Shelter Plus Care Grants:** Provides rental assistance for homeless individuals with disabilities and their families. Disability is defined by Housing and Urban Development (HUD) for this program as someone who is seriously mentally ill; has chronic problems with alcohol, drugs, or both; is developmentally disabled; or has acquired immunodeficiency syndrome (AIDS) and related diseases. The grants provide rental assistance for long term, permanent housing and must be matched in the aggregate by supportive services that are equal in value to the amount of rental assistance. Goals for participants in the Shelter Plus Care program include obtaining and maintaining stable housing for at least one year; maintaining physical and mental wellness and/or sobriety; obtaining employment/income; and family reunification. 2) **Veterans Initiative:** The Department of Mental Health (DMH), in collaboration with the St. Patrick Center, utilizes federal grant funding to provide for housing and other supportive services in the St. Louis area. DMH contracts with the St. Patrick Center to provide transitional housing for 24 months and an array of support services including intake and assessment, intensive case management, mental health and substance abuse services, job skills training, independent living skills training, homeless employment assistance, transportation assistance, and outreach.

**2. What is the authorization for this program, i.e., federal or state statute, etc.? (Include the federal program number, if applicable.)**

Shelter Plus Care: Federal - 24CFR - Part 582, CFDA 14.238. Veterans Administration Grant Per Diem Program: 38CFR-Part 17, CFDA 64.024.

**3. Are there federal matching requirements? If yes, please explain.**

Rental assistance must be matched dollar for dollar in services.

**4. Is this a federally mandated program? If yes, please explain.**

No.

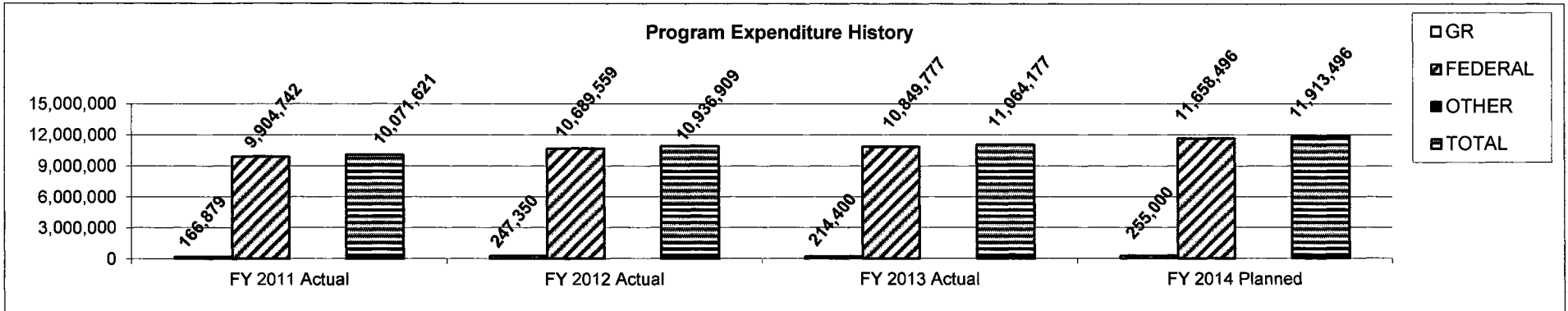
**PROGRAM DESCRIPTION**

**Department: Mental Health**

**Program Name: Housing Assistance**

**Program is found in the following core budget(s): Housing Assistance**

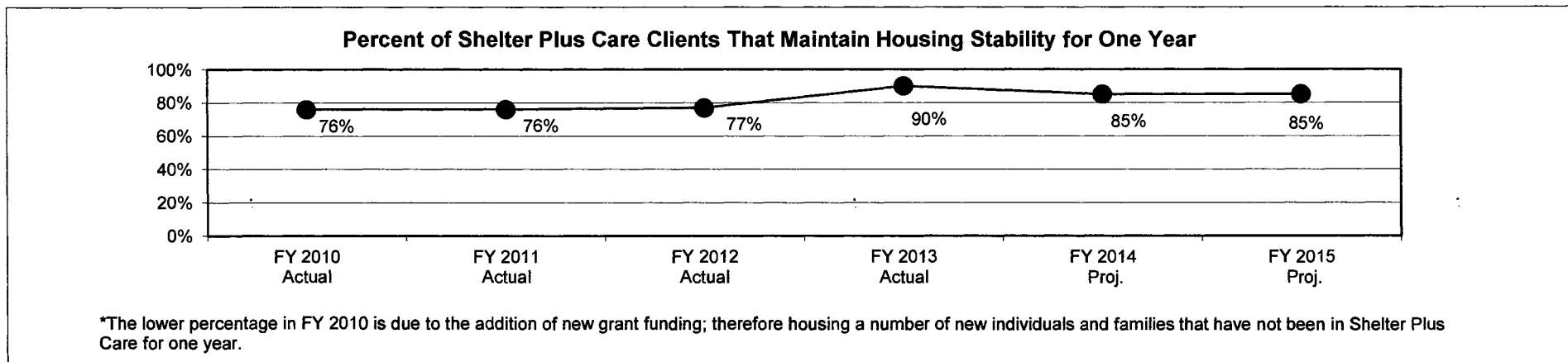
**5. Provide actual expenditures for the prior three fiscal years and planned expenditures for the current fiscal year.**



**6. What are the sources of the "Other " funds?**

Not applicable.

**7a. Provide an effectiveness measure.**



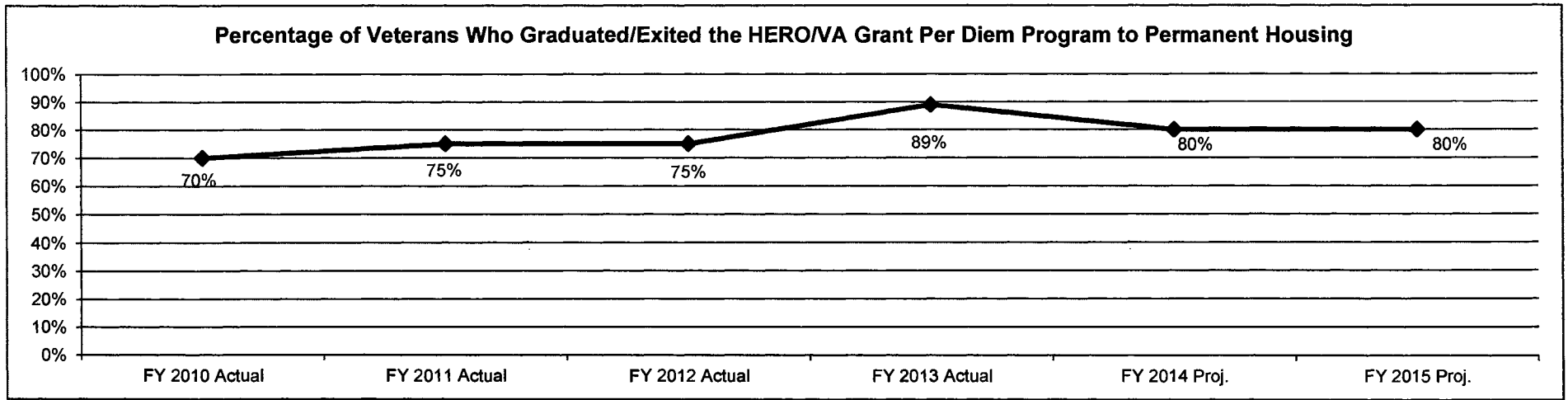
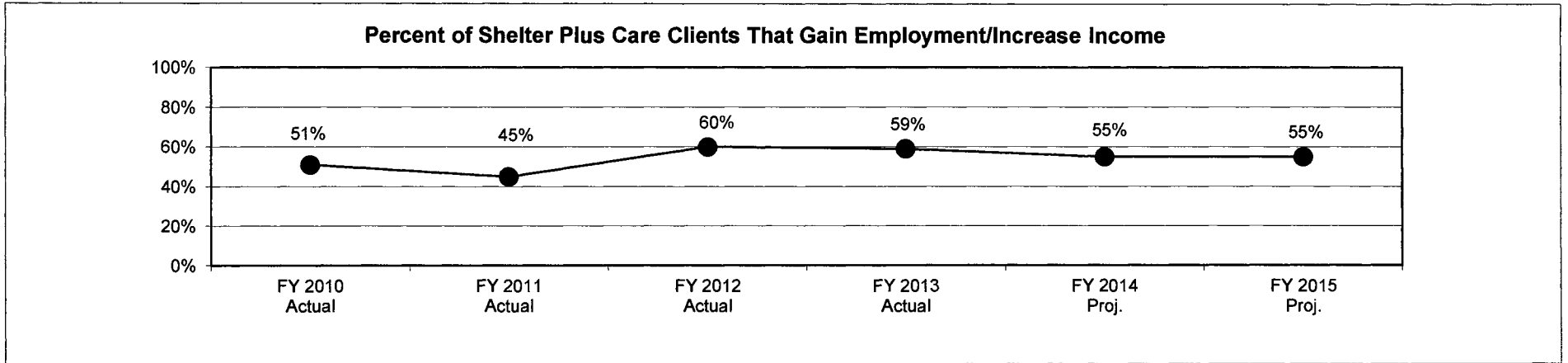
**PROGRAM DESCRIPTION**

**Department: Mental Health**

**Program Name: Housing Assistance**

**Program is found in the following core budget(s): Housing Assistance**

**7a. Provide an effectiveness measure. (Continued)**

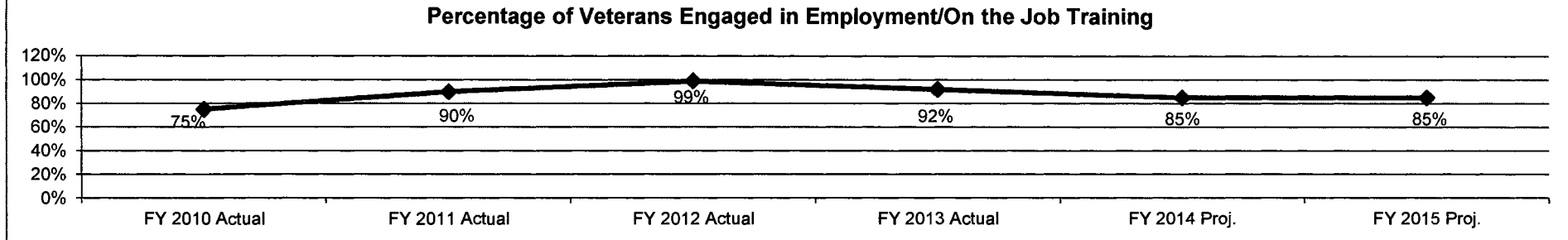


**PROGRAM DESCRIPTION**

**Department: Mental Health**

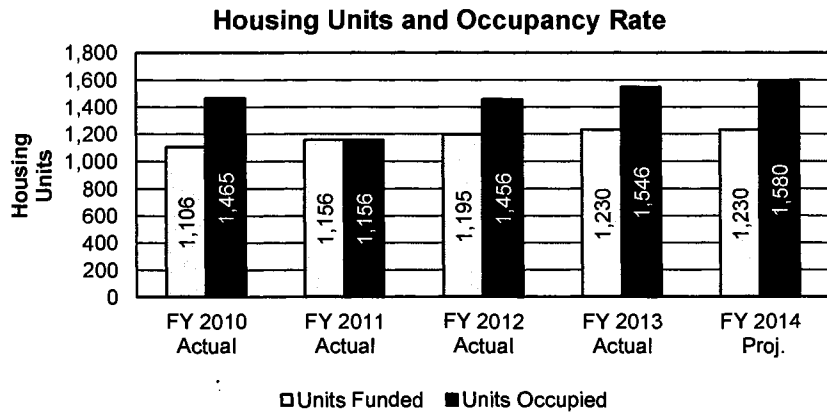
**Program Name: Housing Assistance**

**Program is found in the following core budget(s): Housing Assistance**

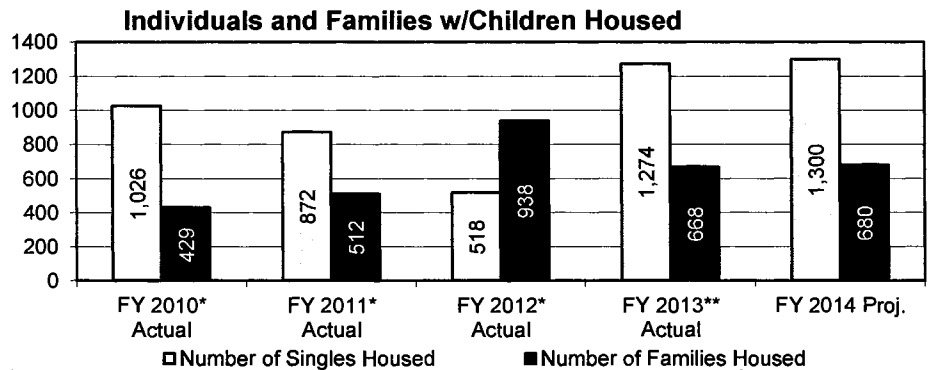


**7b. Provide an efficiency measure.**

**7c. Provide the number of clients served, if applicable.**



Many tenants have income and pay 30 percent toward their rent. In some areas rental units are obtained for less than FMR. This results in program savings and the availability of more units.



\*Several new grants began leasing units during FY 2010. Available units go to the next household on the wait list; therefore, the number of singles housed and the number of families housed will fluctuate from year-to-year according to who is next in line on the list.

\*\*Several new grants began leasing units during FY 2013; therefore, more individuals and families can be served.

**7d. Provide a customer satisfaction measure, if available.**

Not applicable.





**REPORT 9 - FY 2015 GOVERNOR RECOMMENDS**

**DECISION ITEM SUMMARY**

Budget Unit								
Decision Item	FY 2013	FY 2013	FY 2014	FY 2014	FY 2015	FY 2015	FY 2015	FY 2015
Budget Object Summary	ACTUAL	ACTUAL	BUDGET	BUDGET	DEPT REQ	DEPT REQ	GOV REC	GOV REC
Fund	DOLLAR	FTE	DOLLAR	FTE	DOLLAR	FTE	DOLLAR	FTE
<b>DMH INTERGOVERNMENTAL TRANSFER</b>								
<b>CORE</b>								
<b>PROGRAM-SPECIFIC</b>								
DEPT MENTAL HEALTH	11,373,116	0.00	15,000,000	0.00	15,000,000	0.00	15,000,000	0.00
MENTAL HLTH INTERGOVER TRANSFR	7,003,218	0.00	8,000,000	0.00	8,000,000	0.00	8,000,000	0.00
TOTAL - PD	18,376,334	0.00	23,000,000	0.00	23,000,000	0.00	23,000,000	0.00
<b>TOTAL</b>	<b>18,376,334</b>	<b>0.00</b>	<b>23,000,000</b>	<b>0.00</b>	<b>23,000,000</b>	<b>0.00</b>	<b>23,000,000</b>	<b>0.00</b>
<b>GRAND TOTAL</b>	<b>\$18,376,334</b>	<b>0.00</b>	<b>\$23,000,000</b>	<b>0.00</b>	<b>\$23,000,000</b>	<b>0.00</b>	<b>\$23,000,000</b>	<b>0.00</b>

**CORE DECISION ITEM**

<b>Department:</b>	<b>Mental Health</b>	<b>Budget Unit:</b>	<b>65237C</b>
<b>Division:</b>	<b>Office of Director</b>		
<b>Core:</b>	<b>Medicaid Payments Related to State Operated ICF/MR UPL Claim Payments</b>		

**1. CORE FINANCIAL SUMMARY**

	FY 2015 Budget Request					FY 2015 Governor's Recommendation			
	GR	Federal	Other	Total		GR	Federal	Other	Total
<b>PS</b>	0	0	0	0	<b>PS</b>	0	0	0	0
<b>EE</b>	0	0	0	0	<b>EE</b>	0	0	0	0
<b>PSD</b>	0	15,000,000	8,000,000	23,000,000	<b>PSD</b>	0	15,000,000	8,000,000	23,000,000 E
<b>TRF</b>	0	0	0	0	<b>TRF</b>	0	0	0	0
<b>Total</b>	<u>0</u>	<u>15,000,000</u>	<u>8,000,000</u>	<u>23,000,000</u>	<b>Total</b>	<u>0</u>	<u>15,000,000</u>	<u>8,000,000</u>	<u>23,000,000</u>
<b>FTE</b>	0.00	0.00	0.00	0.00	<b>FTE</b>	0.00	0.00	0.00	0.00

<b>Est. Fringe</b>	0	0	0	0
--------------------	---	---	---	---

*Note: Fringes budgeted in House Bill 5 except for certain fringes budgeted directly to MoDOT, Highway Patrol, and Conservation.*

<b>Est. Fringe</b>	0	0	0	0
--------------------	---	---	---	---

*Note: Fringes budgeted in House Bill 5 except for certain fringes budgeted directly to MoDOT, Highway Patrol, and Conservation.*

Other Funds: Mental Health Intergovernmental Transfer Fund (IGT) 0147 - \$8,000,000.

Other Funds: Mental Health Intergovernmental Transfer Fund (IGT) 0147 - \$8,000,000.

Notes: None.

Notes: The "E" was restored to Federal appropriation 5905.

**2. CORE DESCRIPTION**

Federal regulations permit a Medicaid claim based on an established maximum calculation using Medicare rules. The maximum amount that could be paid is called the Upper Payment Limit (UPL). This authority provides the mechanism that allows the State of Missouri to capture additional federal funds from the UPL claim on the state-operated ICF/MR facilities (DD habilitation centers).

The Upper Payment Limit regulation was established in 1981 and was initially designed to:

- Set a maximum cap/ceiling on payments to facilities;
- Allow states the flexibility to pay providers differently accounting for higher costs;
- Set reasonable rates that reflect the volume and costs of Medicaid services; and
- Ensure that safety net services would be sufficiently funded.

This authority provides the mechanism to capture the additional federal funds.

**CORE DECISION ITEM**

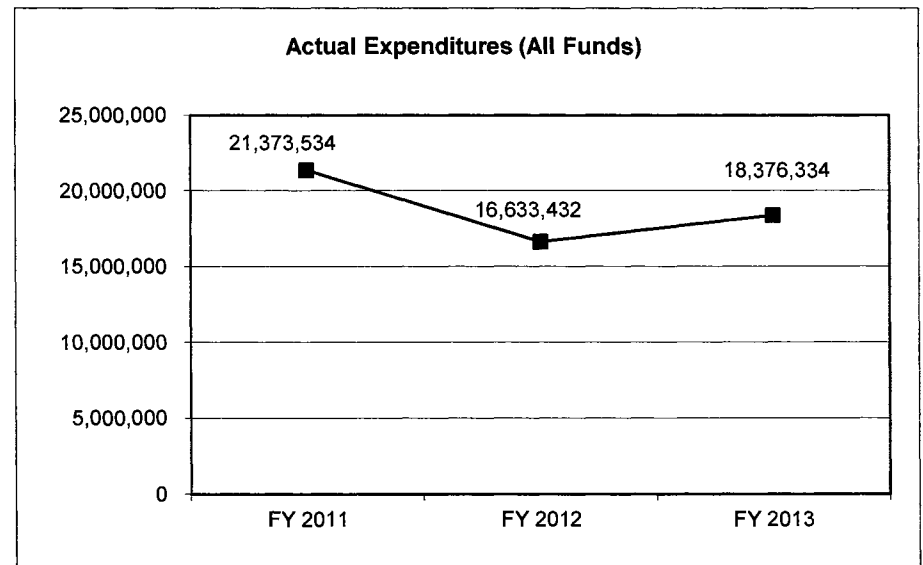
<b>Department:</b>	<b>Mental Health</b>	<b>Budget Unit:</b>	<b>65237C</b>
<b>Division:</b>	<b>Office of Director</b>		
<b>Core:</b>	<b>Medicaid Payments Related to State Operated ICF/MR UPL Claim Payments</b>		

**3. PROGRAM LISTING (list programs included in this core funding)**

Not applicable.

**4. FINANCIAL HISTORY**

	<b>FY 2011 Actual</b>	<b>FY 2012 Actual</b>	<b>FY 2013 Actual</b>	<b>FY 2014 Current Yr.</b>
Appropriation (All Funds)	21,602,104	19,000,000	23,000,000	23,000,000
Less Reverted (All Funds)	0	0	0	N/A
Budget Authority (All Funds)	21,602,104	19,000,000	23,000,000	N/A
Actual Expenditures (All Funds)	21,373,534	16,633,432	18,376,334	N/A
Unexpended (All Funds)	228,570	2,366,568	4,623,666	N/A
Unexpended, by Fund:				
General Revenue	0	0	0	N/A
Federal	228,570	452,741	3,626,884	N/A
Other	0	1,913,827	996,782	N/A
	<b>(1)</b>		<b>(2)</b>	



Reverted includes Governor's standard 3 percent reserve (when applicable) and any extraordinary withholdings.

**NOTES:**

(1) An "E" increase was processed for the Federal appropriation during the fiscal year.

(2) The "E" was removed from appropriation 5905; therefore, the appropriation was increased.

**CORE RECONCILIATION DETAIL**

**DEPARTMENT OF MENTAL HEALTH**  
**DMH INTERGOVERNMENTAL TRANSFER**

**5. CORE RECONCILIATION DETAIL**

	<b>Budget Class</b>	<b>FTE</b>	<b>GR</b>	<b>Federal</b>	<b>Other</b>	<b>Total</b>	<b>Explanation</b>
<b>TAFP AFTER VETOES</b>							
	PD	0.00	0	15,000,000	8,000,000	23,000,000	
	<b>Total</b>	<b>0.00</b>	<b>0</b>	<b>15,000,000</b>	<b>8,000,000</b>	<b>23,000,000</b>	
<b>DEPARTMENT CORE REQUEST</b>							
	PD	0.00	0	15,000,000	8,000,000	23,000,000	
	<b>Total</b>	<b>0.00</b>	<b>0</b>	<b>15,000,000</b>	<b>8,000,000</b>	<b>23,000,000</b>	
<b>GOVERNOR'S RECOMMENDED CORE</b>							
	PD	0.00	0	15,000,000	8,000,000	23,000,000	
	<b>Total</b>	<b>0.00</b>	<b>0</b>	<b>15,000,000</b>	<b>8,000,000</b>	<b>23,000,000</b>	

**REPORT 10 - FY 2015 GOVERNOR RECOMMENDS**

**DECISION ITEM DETAIL**

Budget Unit	FY 2013	FY 2013	FY 2014	FY 2014	FY 2015	FY 2015	FY 2015	FY 2015
Decision Item	ACTUAL	ACTUAL	BUDGET	BUDGET	DEPT REQ	DEPT REQ	GOV REC	GOV REC
Budget Object Class	DOLLAR	FTE	DOLLAR	FTE	DOLLAR	FTE	DOLLAR	FTE
<b>DMH INTERGOVERNMENTAL TRANSFER</b>								
<b>CORE</b>								
PROGRAM DISTRIBUTIONS	18,376,334	0.00	23,000,000	0.00	23,000,000	0.00	23,000,000	0.00
TOTAL - PD	18,376,334	0.00	23,000,000	0.00	23,000,000	0.00	23,000,000	0.00
<b>GRAND TOTAL</b>	<b>\$18,376,334</b>	<b>0.00</b>	<b>\$23,000,000</b>	<b>0.00</b>	<b>\$23,000,000</b>	<b>0.00</b>	<b>\$23,000,000</b>	<b>0.00</b>
GENERAL REVENUE	\$0	0.00	\$0	0.00	\$0	0.00	\$0	0.00
FEDERAL FUNDS	\$11,373,116	0.00	\$15,000,000	0.00	\$15,000,000	0.00	\$15,000,000	0.00
OTHER FUNDS	\$7,003,218	0.00	\$8,000,000	0.00	\$8,000,000	0.00	\$8,000,000	0.00



**REPORT 9 - FY 2015 GOVERNOR RECOMMENDS**

**DECISION ITEM SUMMARY**

Budget Unit								
Decision Item	FY 2013	FY 2013	FY 2014	FY 2014	FY 2015	FY 2015	FY 2015	FY 2015
Budget Object Summary	ACTUAL	ACTUAL	BUDGET	BUDGET	DEPT REQ	DEPT REQ	GOV REC	GOV REC
Fund	DOLLAR	FTE	DOLLAR	FTE	DOLLAR	FTE	DOLLAR	FTE
<b>CERT PUBLIC EXPEND GR TRANSFER</b>								
<b>CORE</b>								
<b>FUND TRANSFERS</b>								
GENERAL REVENUE	185,252,232	0.00	194,035,680	0.00	194,035,680	0.00	194,035,680	0.00
TOTAL - TRF	185,252,232	0.00	194,035,680	0.00	194,035,680	0.00	194,035,680	0.00
<b>TOTAL</b>	<b>185,252,232</b>	<b>0.00</b>	<b>194,035,680</b>	<b>0.00</b>	<b>194,035,680</b>	<b>0.00</b>	<b>194,035,680</b>	<b>0.00</b>
<b>GRAND TOTAL</b>	<b>\$185,252,232</b>	<b>0.00</b>	<b>\$194,035,680</b>	<b>0.00</b>	<b>\$194,035,680</b>	<b>0.00</b>	<b>\$194,035,680</b>	<b>0.00</b>



**CORE DECISION ITEM**

<b>Department:</b> <u>Mental Health</u>	<b>Budget Unit:</b> <u>65239C</u>
<b>Division:</b> <u>Office of Director</u>	
<b>Core:</b> <u>Intergovernmental Transfer/Disproportionate Share Payments</u>	

**1. CORE FINANCIAL SUMMARY**

	FY 2015 Budget Request					FY 2015 Governor's Recommendation			
	GR	Federal	Other	Total		GR	Federal	Other	Total
PS	0	0	0	0	PS	0	0	0	0
EE	0	0	0	0	EE	0	0	0	0
PSD	0	0	0	0	PSD	194,035,680	0	0	194,035,680 E
TRF	194,035,680	0	0	194,035,680	TRF	0	0	0	0
<b>Total</b>	<b>194,035,680</b>	<b>0</b>	<b>0</b>	<b>194,035,680</b>	<b>Total</b>	<b>194,035,680</b>	<b>0</b>	<b>0</b>	<b>194,035,680</b>
FTE	0.00	0.00	0.00	0.00	FTE	0.00	0.00	0.00	0.00

<b>Est. Fringe</b>	0	0	0	0
--------------------	---	---	---	---

*Note: Fringes budgeted in House Bill 5 except for certain fringes budgeted directly to MoDOT, Highway Patrol, and Conservation.*

<b>Est. Fringe</b>	0	0	0	0
--------------------	---	---	---	---

*Note: Fringes budgeted in House Bill 5 except for certain fringes budgeted directly to MoDOT, Highway Patrol, and Conservation.*

Other Funds: None.

Notes: None.

Other Funds: None.

Notes: The "E" was restored to GR appropriation T159.

**2. CORE DESCRIPTION**

This appropriated transfer section provides an accounting mechanism to reconcile disproportionate share payments for CPS psychiatric hospitals, Community Psychiatric Rehabilitation (CPR) and Comprehensive Substance Abuse Treatment and Rehabilitation (CSTAR) as required by the Centers for Medicare & Medicaid Services (CMS).

**3. PROGRAM LISTING (list programs included in this core funding)**

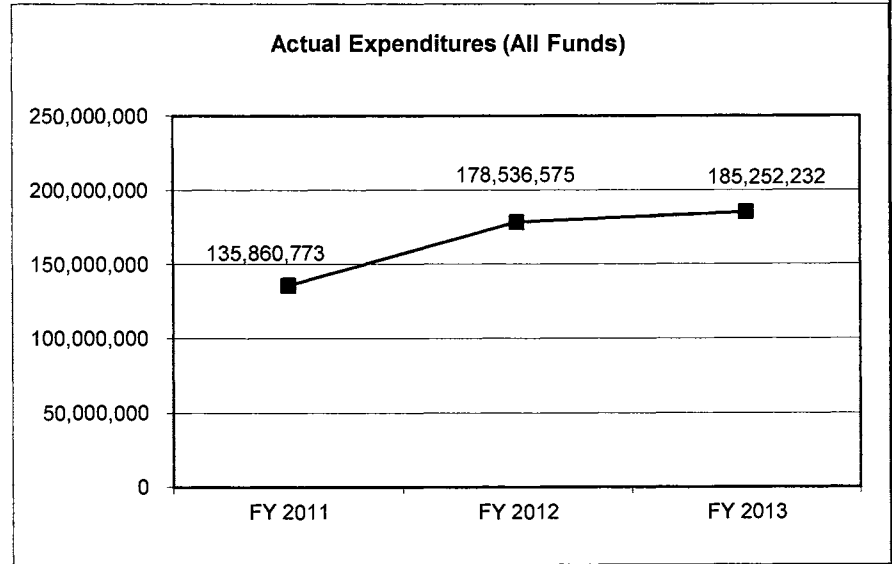
Not applicable.

**CORE DECISION ITEM**

<b>Department:</b>	<b>Mental Health</b>	<b>Budget Unit:</b>	<b>65239C</b>
<b>Division:</b>	<b>Office of Director</b>		
<b>Core:</b>	<b>Intergovernmental Transfer/Disproportionate Share Payments</b>		

**4. FINANCIAL HISTORY**

	FY 2011 Actual	FY 2012 Actual	FY 2013 Actual	FY 2014 Current Yr.
Appropriation (All Funds)	147,900,000	178,536,576	187,141,041	194,035,680
Less Reverted (All Funds)	0	0	0	N/A
Budget Authority (All Funds)	147,900,000	178,536,576	187,141,041	N/A
Actual Expenditures (All Funds)	135,860,773	178,536,575	185,252,232	N/A
Unexpended (All Funds)	12,039,227	1	1,888,809	N/A
Unexpended, by Fund:				
General Revenue	12,037,227	1	1,888,809	N/A
Federal	0	0	0	N/A
Other	0	0	0	N/A
	<b>(1)</b>	<b>(2)</b>	<b>(3)</b>	<b>(3)</b>



Reverted includes Governor's standard 3 percent reserve (when applicable) and any extraordinary withholdings.

**NOTES:**

- (1) Received additional appropriation authority (\$65,700,000) in FY 2011 to include CPR and CSTAR expenditures.
- (2) The "E" was increased on appropriation T159 for IGTRM payments and Safety Net payments.
- (3) The "E" was removed from appropriation T159; therefore, the appropriation was increased.

**CORE RECONCILIATION DETAIL**

**DEPARTMENT OF MENTAL HEALTH  
CERT PUBLIC EXPEND GR TRANSFER**

**5. CORE RECONCILIATION DETAIL**

	<b>Budget Class</b>	<b>FTE</b>	<b>GR</b>	<b>Federal</b>	<b>Other</b>	<b>Total</b>	<b>Explanation</b>
<b>TAFP AFTER VETOES</b>							
	TRF	0.00	194,035,680	0	0	194,035,680	
	<b>Total</b>	<b>0.00</b>	<b>194,035,680</b>	<b>0</b>	<b>0</b>	<b>194,035,680</b>	
<b>DEPARTMENT CORE REQUEST</b>							
	TRF	0.00	194,035,680	0	0	194,035,680	
	<b>Total</b>	<b>0.00</b>	<b>194,035,680</b>	<b>0</b>	<b>0</b>	<b>194,035,680</b>	
<b>GOVERNOR'S RECOMMENDED CORE</b>							
	TRF	0.00	194,035,680	0	0	194,035,680	
	<b>Total</b>	<b>0.00</b>	<b>194,035,680</b>	<b>0</b>	<b>0</b>	<b>194,035,680</b>	

**REPORT 10 - FY 2015 GOVERNOR RECOMMENDS**

**DECISION ITEM DETAIL**

Budget Unit	FY 2013	FY 2013	FY 2014	FY 2014	FY 2015	FY 2015	FY 2015	FY 2015
Decision Item	ACTUAL	ACTUAL	BUDGET	BUDGET	DEPT REQ	DEPT REQ	GOV REC	GOV REC
Budget Object Class	DOLLAR	FTE	DOLLAR	FTE	DOLLAR	FTE	DOLLAR	FTE
<b>CERT PUBLIC EXPEND GR TRANSFER</b>								
<b>CORE</b>								
TRANSFERS OUT	185,252,232	0.00	194,035,680	0.00	194,035,680	0.00	194,035,680	0.00
TOTAL - TRF	185,252,232	0.00	194,035,680	0.00	194,035,680	0.00	194,035,680	0.00
<b>GRAND TOTAL</b>	<b>\$185,252,232</b>	<b>0.00</b>	<b>\$194,035,680</b>	<b>0.00</b>	<b>\$194,035,680</b>	<b>0.00</b>	<b>\$194,035,680</b>	<b>0.00</b>
GENERAL REVENUE	\$185,252,232	0.00	\$194,035,680	0.00	\$194,035,680	0.00	\$194,035,680	0.00
FEDERAL FUNDS	\$0	0.00	\$0	0.00	\$0	0.00	\$0	0.00
OTHER FUNDS	\$0	0.00	\$0	0.00	\$0	0.00	\$0	0.00



**REPORT 9 - FY 2015 GOVERNOR RECOMMENDS**

**DECISION ITEM SUMMARY**

Budget Unit								
Decision Item	FY 2013	FY 2013	FY 2014	FY 2014	FY 2015	FY 2015	FY 2015	FY 2015
Budget Object Summary	ACTUAL	ACTUAL	BUDGET	BUDGET	DEPT REQ	DEPT REQ	GOV REC	GOV REC
Fund	DOLLAR	FTE	DOLLAR	FTE	DOLLAR	FTE	DOLLAR	FTE
<b>GENERAL REVENUE TRANSFER</b>								
<b>CORE</b>								
<b>FUND TRANSFERS</b>								
DEPT MENTAL HEALTH	21,816,052	0.00	1,550,000	0.00	1,550,000	0.00	1,550,000	0.00
TOTAL - TRF	21,816,052	0.00	1,550,000	0.00	1,550,000	0.00	1,550,000	0.00
<b>TOTAL</b>	<b>21,816,052</b>	<b>0.00</b>	<b>1,550,000</b>	<b>0.00</b>	<b>1,550,000</b>	<b>0.00</b>	<b>1,550,000</b>	<b>0.00</b>
<b>GRAND TOTAL</b>	<b>\$21,816,052</b>	<b>0.00</b>	<b>\$1,550,000</b>	<b>0.00</b>	<b>\$1,550,000</b>	<b>0.00</b>	<b>\$1,550,000</b>	<b>0.00</b>

**CORE DECISION ITEM**

<b>Department:</b> <u>Mental Health</u>	<b>Budget Unit:</b> <u>65248C</u>
<b>Division:</b> <u>Office of Director</u>	
<b>Core:</b> <u>General Revenue Transfer Section</u>	

**1. CORE FINANCIAL SUMMARY**

	FY 2015 Budget Request					FY 2015 Governor's Recommendation			
	GR	Federal	Other	Total		GR	Federal	Other	Total
PS	0	0	0	0	PS	0	0	0	0
EE	0	0	0	0	EE	0	0	0	0
PSD	0	0	0	0	PSD	0	0	0	0
TRF	0	1,550,000	0	1,550,000	TRF	0	1,550,000	0	1,550,000
<b>Total</b>	<b>0</b>	<b>1,550,000</b>	<b>0</b>	<b>1,550,000</b>	<b>Total</b>	<b>0</b>	<b>1,550,000</b>	<b>0</b>	<b>1,550,000</b>
FTE	0.00	0.00	0.00	0.00	FTE	0.00	0.00	0.00	0.00

<b>Est. Fringe</b>	0	0	0	0
--------------------	---	---	---	---

*Note: Fringes budgeted in House Bill 5 except for certain fringes budgeted directly to MoDOT, Highway Patrol, and Conservation.*

<b>Est. Fringe</b>	0	0	0	0
--------------------	---	---	---	---

*Note: Fringes budgeted in House Bill 5 except for certain fringes budgeted directly to MoDOT, Highway Patrol, and Conservation.*

Other Funds: None.

**2. CORE DESCRIPTION**

This transfer section reflects earnings being deposited to General Revenue. This appropriated transfer section allows for Medicaid earnings generated by the Department to be transferred to General Revenue.

**3. PROGRAM LISTING (list programs included in this core funding)**

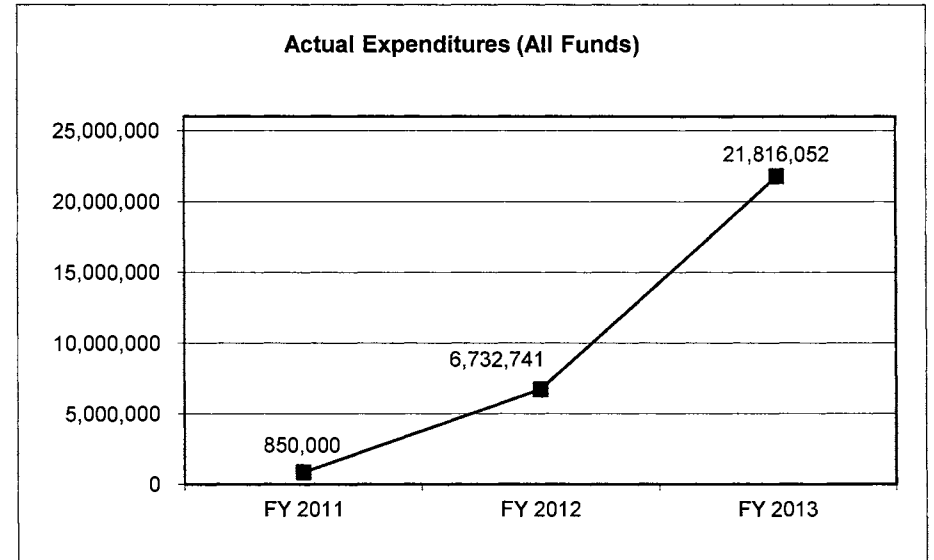
Not applicable.

**CORE DECISION ITEM**

<b>Department:</b> <u>Mental Health</u>	<b>Budget Unit:</b> <u>65248C</u>
<b>Division:</b> <u>Office of Director</u>	
<b>Core:</b> <u>General Revenue Transfer Section</u>	

**4. FINANCIAL HISTORY**

	FY 2011 Actual	FY 2012 Actual	FY 2013 Actual	FY 2014 Current Yr.
Appropriation (All Funds)	850,000	6,989,018	25,084,862	1,550,000
Less Reverted (All Funds)	0	0	0	N/A
Budget Authority (All Funds)	850,000	6,989,018	25,084,862	N/A
Actual Expenditures (All Funds)	850,000	6,732,741	21,816,052	N/A
Unexpended (All Funds)	0	256,277	3,268,810	N/A
Unexpended, by Fund:				
General Revenue	0	0	0	N/A
Federal	0	256,277	3,268,810	N/A
Other	0	0	0	N/A
		<b>(1)</b>	<b>(2)</b>	<b>(3)</b>



Reverted includes Governor's standard 3 percent reserve (when applicable) and any extraordinary withholdings.

**NOTES:**

- (1)** Received additional federal authority in the amount of \$1,256,854 to allow for the movement of one-time federal reimbursements to General Revenue; core reallocation of fund transfer authority from the Division of Developmental Disabilities GR Transfer HB section; and increased the federal transfer to GR one-time in the amount of \$3,000,000 for alcohol and drug treatment services in the Department of Corrections, and \$1,182,164 for inspectors in the Department of Agriculture.
- (2)** Received additional federal authority in the amount of \$18,095,844 to allow for the movement of one-time federal reimbursements to General Revenue.
- (3)** In FY14, the appropriation amount was reduced due to a reduction of a one-time federal transfer and a reduction in excess authority.



**CORE RECONCILIATION DETAIL**

**DEPARTMENT OF MENTAL HEALTH**  
**GENERAL REVENUE TRANSFER**

**5. CORE RECONCILIATION DETAIL**

	<b>Budget Class</b>	<b>FTE</b>	<b>GR</b>	<b>Federal</b>	<b>Other</b>	<b>Total</b>	<b>Explanation</b>
<b>TAFP AFTER VETOES</b>							
	TRF	0.00	0	1,550,000	0	1,550,000	
	<b>Total</b>	<b>0.00</b>	<b>0</b>	<b>1,550,000</b>	<b>0</b>	<b>1,550,000</b>	
<b>DEPARTMENT CORE REQUEST</b>							
	TRF	0.00	0	1,550,000	0	1,550,000	
	<b>Total</b>	<b>0.00</b>	<b>0</b>	<b>1,550,000</b>	<b>0</b>	<b>1,550,000</b>	
<b>GOVERNOR'S RECOMMENDED CORE</b>							
	TRF	0.00	0	1,550,000	0	1,550,000	
	<b>Total</b>	<b>0.00</b>	<b>0</b>	<b>1,550,000</b>	<b>0</b>	<b>1,550,000</b>	

**REPORT 10 - FY 2015 GOVERNOR RECOMMENDS**

**DECISION ITEM DETAIL**

Budget Unit	FY 2013	FY 2013	FY 2014	FY 2014	FY 2015	FY 2015	FY 2015	FY 2015
Decision Item	ACTUAL	ACTUAL	BUDGET	BUDGET	DEPT REQ	DEPT REQ	GOV REC	GOV REC
Budget Object Class	DOLLAR	FTE	DOLLAR	FTE	DOLLAR	FTE	DOLLAR	FTE
<b>GENERAL REVENUE TRANSFER</b>								
<b>CORE</b>								
TRANSFERS OUT	21,816,052	0.00	1,550,000	0.00	1,550,000	0.00	1,550,000	0.00
<b>TOTAL - TRF</b>	<b>21,816,052</b>	<b>0.00</b>	<b>1,550,000</b>	<b>0.00</b>	<b>1,550,000</b>	<b>0.00</b>	<b>1,550,000</b>	<b>0.00</b>
<b>GRAND TOTAL</b>	<b>\$21,816,052</b>	<b>0.00</b>	<b>\$1,550,000</b>	<b>0.00</b>	<b>\$1,550,000</b>	<b>0.00</b>	<b>\$1,550,000</b>	<b>0.00</b>
GENERAL REVENUE	\$0	0.00	\$0	0.00	\$0	0.00	\$0	0.00
FEDERAL FUNDS	\$21,816,052	0.00	\$1,550,000	0.00	\$1,550,000	0.00	\$1,550,000	0.00
OTHER FUNDS	\$0	0.00	\$0	0.00	\$0	0.00	\$0	0.00



**REPORT 9 - FY 2015 GOVERNOR RECOMMENDS**

**DECISION ITEM SUMMARY**

Budget Unit								
Decision Item	FY 2013	FY 2013	FY 2014	FY 2014	FY 2015	FY 2015	FY 2015	FY 2015
Budget Object Summary	ACTUAL	ACTUAL	BUDGET	BUDGET	DEPT REQ	DEPT REQ	GOV REC	GOV REC
Fund	DOLLAR	FTE	DOLLAR	FTE	DOLLAR	FTE	DOLLAR	FTE
<b>IGT DMH MEDICAID</b>								
<b>CORE</b>								
<b>FUND TRANSFERS</b>								
DEPT MENTAL HEALTH	98,858,777	0.00	111,579,424	0.00	111,579,424	0.00	111,579,424	0.00
TOTAL - TRF	98,858,777	0.00	111,579,424	0.00	111,579,424	0.00	111,579,424	0.00
<b>TOTAL</b>	<b>98,858,777</b>	<b>0.00</b>	<b>111,579,424</b>	<b>0.00</b>	<b>111,579,424</b>	<b>0.00</b>	<b>111,579,424</b>	<b>0.00</b>
<b>GRAND TOTAL</b>	<b>\$98,858,777</b>	<b>0.00</b>	<b>\$111,579,424</b>	<b>0.00</b>	<b>\$111,579,424</b>	<b>0.00</b>	<b>\$111,579,424</b>	<b>0.00</b>

**CORE DECISION ITEM**

<b>Department:</b> Mental Health	<b>Budget Unit:</b> 65249C
<b>Division:</b> Office of Director	
<b>Core:</b> IGT DMH Medicaid Transfer	

**1. CORE FINANCIAL SUMMARY**

FY 2015 Budget Request					FY 2015 Governor's Recommendation				
	GR	Federal	Other	Total		GR	Federal	Other	Total
PS	0	0	0	0	PS	0	0	0	0
EE	0	0	0	0	EE	0	0	0	0
PSD	0	0	0	0	PSD	0	0	0	0
TRF	0	111,579,424	0	111,579,424	TRF	0	111,579,424	0	111,579,424 E
<b>Total</b>	<b>0</b>	<b>111,579,424</b>	<b>0</b>	<b>111,579,424</b>	<b>Total</b>	<b>0</b>	<b>111,579,424</b>	<b>0</b>	<b>111,579,424</b>
FTE	0.00	0.00	0.00	0.00	FTE	0.00	0.00	0.00	0.00

<b>Est. Fringe</b>	0	0	0	0
--------------------	---	---	---	---

*Note: Fringes budgeted in House Bill 5 except for certain fringes budgeted directly to MoDOT, Highway Patrol, and Conservation.*

<b>Est. Fringe</b>	0	0	0	0
--------------------	---	---	---	---

*Note: Fringes budgeted in House Bill 5 except for certain fringes budgeted directly to MoDOT, Highway Patrol, and Conservation.*

Other Funds: None.	Other Funds: None.
Notes: None.	Notes: The "E" was restored to Federal appropriation T545.

**2. CORE DESCRIPTION**

Federal Medicaid regulation (42 CFR 433.51) requires state and local governmental units (including public providers) to transfer funds to the Department of Social Services as the non-federal (state match) share of Medicaid payments to draw federal participation. These transfers are called intergovernmental transfers. This funding maximizes eligible costs for federal Medicaid funds, utilizing current state and local funding sources as match for services. Currently, the Department of Mental Health (DMH) utilizes an intergovernmental transfer (IGT) reimbursement methodology, where DMH serves as a provider of Medicaid services to the Department of Social Services for the ADA and CPS community providers. This core is to allow the Department of Mental Health (DMH) to deposit state match received from the Department of Social Services into DMH Federal Funds and then transfer these same funds into General Revenue to reflect a non-counted transfer from DSS back to GR.

**3. PROGRAM LISTING (list programs included in this core funding)**

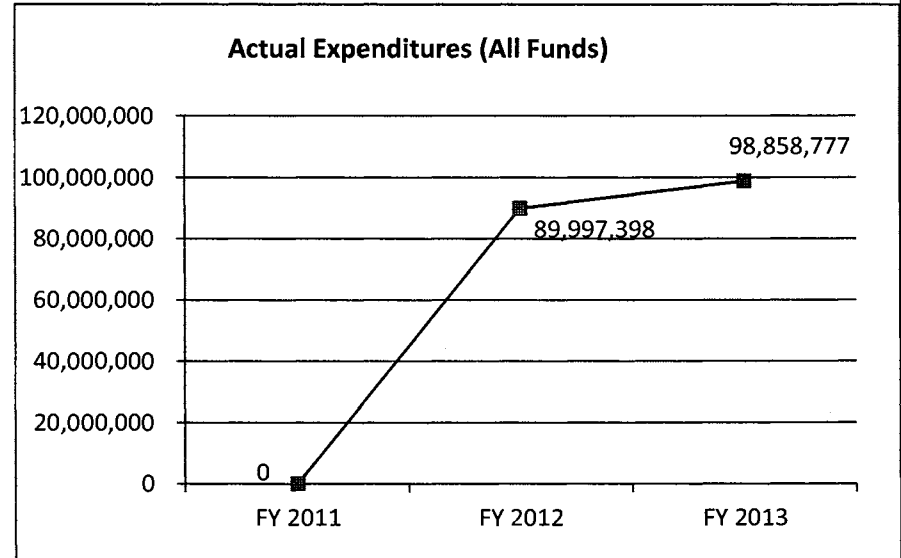
Not applicable.

**CORE DECISION ITEM**

<b>Department:</b> <u>Mental Health</u>	<b>Budget Unit:</b> <u>65249C</u>
<b>Division:</b> <u>Office of Director</u>	
<b>Core:</b> <u>IGT DMH Medicaid Transfer</u>	

**4. FINANCIAL HISTORY**

	FY 2011 Actual	FY 2012 Actual	FY 2013 Actual	FY 2014 Current Yr.
Appropriation (All Funds)	0	89,997,399	105,000,000	111,579,424
Less Reverted (All Funds)	0	0	0	N/A
Budget Authority (All Funds)	0	89,997,399	105,000,000	N/A
Actual Expenditures (All Funds)	0	89,997,398	98,858,777	N/A
Unexpended (All Funds)	0	1	6,141,223	N/A
Unexpended, by Fund:				
General Revenue	0	0	0	N/A
Federal	0	1	6,141,223	N/A
Other	0	0	0	N/A
		<b>(1)</b>	<b>(2)</b>	



Reverted includes Governor's standard 3 percent reserve (when applicable) and any extraordinary withholdings.

**NOTES:**

- (1) This transfer section was added in FY 2012. Prior data is not available.
- (2) The "E" was removed in FY 2013; therefore, the appropriation was increased.

**CORE RECONCILIATION DETAIL**

**DEPARTMENT OF MENTAL HEALTH**  
**IGT DMH MEDICAID**

**5. CORE RECONCILIATION DETAIL**

	<b>Budget Class</b>	<b>FTE</b>	<b>GR</b>	<b>Federal</b>	<b>Other</b>	<b>Total</b>	<b>Explanation</b>
<b>TAFP AFTER VETOES</b>							
	TRF	0.00	0	111,579,424	0	111,579,424	
	<b>Total</b>	<b>0.00</b>	<b>0</b>	<b>111,579,424</b>	<b>0</b>	<b>111,579,424</b>	
<b>DEPARTMENT CORE REQUEST</b>							
	TRF	0.00	0	111,579,424	0	111,579,424	
	<b>Total</b>	<b>0.00</b>	<b>0</b>	<b>111,579,424</b>	<b>0</b>	<b>111,579,424</b>	
<b>GOVERNOR'S RECOMMENDED CORE</b>							
	TRF	0.00	0	111,579,424	0	111,579,424	
	<b>Total</b>	<b>0.00</b>	<b>0</b>	<b>111,579,424</b>	<b>0</b>	<b>111,579,424</b>	

**REPORT 10 - FY 2015 GOVERNOR RECOMMENDS**

**DECISION ITEM DETAIL**

Budget Unit	FY 2013	FY 2013	FY 2014	FY 2014	FY 2015	FY 2015	FY 2015	FY 2015
Decision Item	ACTUAL	ACTUAL	BUDGET	BUDGET	DEPT REQ	DEPT REQ	GOV REC	GOV REC
Budget Object Class	DOLLAR	FTE	DOLLAR	FTE	DOLLAR	FTE	DOLLAR	FTE
<b>IGT DMH MEDICAID</b>								
<b>CORE</b>								
TRANSFERS OUT	98,858,777	0.00	111,579,424	0.00	111,579,424	0.00	111,579,424	0.00
TOTAL - TRF	98,858,777	0.00	111,579,424	0.00	111,579,424	0.00	111,579,424	0.00
<b>GRAND TOTAL</b>	<b>\$98,858,777</b>	<b>0.00</b>	<b>\$111,579,424</b>	<b>0.00</b>	<b>\$111,579,424</b>	<b>0.00</b>	<b>\$111,579,424</b>	<b>0.00</b>
GENERAL REVENUE	\$0	0.00	\$0	0.00	\$0	0.00	\$0	0.00
FEDERAL FUNDS	\$98,858,777	0.00	\$111,579,424	0.00	\$111,579,424	0.00	\$111,579,424	0.00
OTHER FUNDS	\$0	0.00	\$0	0.00	\$0	0.00	\$0	0.00





**REPORT 9 - FY 2015 GOVERNOR RECOMMENDS**

**DECISION ITEM SUMMARY**

Budget Unit								
Decision Item	FY 2013	FY 2013	FY 2014	FY 2014	FY 2015	FY 2015	FY 2015	FY 2015
Budget Object Summary	ACTUAL	ACTUAL	BUDGET	BUDGET	DEPT REQ	DEPT REQ	GOV REC	GOV REC
Fund	DOLLAR	FTE	DOLLAR	FTE	DOLLAR	FTE	DOLLAR	FTE
<b>DSH TRANSFER</b>								
<b>CORE</b>								
<b>FUND TRANSFERS</b>								
DEPT MENTAL HEALTH	50,000,000	0.00	59,000,000	0.00	59,000,000	0.00	59,000,000	0.00
TOTAL - TRF	50,000,000	0.00	59,000,000	0.00	59,000,000	0.00	59,000,000	0.00
<b>TOTAL</b>	<b>50,000,000</b>	<b>0.00</b>	<b>59,000,000</b>	<b>0.00</b>	<b>59,000,000</b>	<b>0.00</b>	<b>59,000,000</b>	<b>0.00</b>
<b>GRAND TOTAL</b>	<b>\$50,000,000</b>	<b>0.00</b>	<b>\$59,000,000</b>	<b>0.00</b>	<b>\$59,000,000</b>	<b>0.00</b>	<b>\$59,000,000</b>	<b>0.00</b>

**CORE DECISION ITEM**

<b>Department:</b> Mental Health	<b>Budget Unit:</b> 65250C
<b>Division:</b> Office of Director	
<b>Core:</b> DSH Transfer Section	

**1. CORE FINANCIAL SUMMARY**

	FY 2015 Budget Request					FY 2015 Governor's Recommendation			
	GR	Federal	Other	Total		GR	Federal	Other	Total
PS	0	0	0	0	PS	0	0	0	0
EE	0	0	0	0	EE	0	0	0	0
PSD	0	0	0	0	PSD	0	0	0	0
TRF	0	59,000,000	0	59,000,000	TRF	0	59,000,000	0	59,000,000
<b>Total</b>	<b>0</b>	<b>59,000,000</b>	<b>0</b>	<b>59,000,000</b>	<b>Total</b>	<b>0</b>	<b>59,000,000</b>	<b>0</b>	<b>59,000,000</b>
<b>FTE</b>	<b>0.00</b>	<b>0.00</b>	<b>0.00</b>	<b>0.00</b>	<b>FTE</b>	<b>0.00</b>	<b>0.00</b>	<b>0.00</b>	<b>0.00</b>

<b>Est. Fringe</b>	0	0	0	0
--------------------	---	---	---	---

*Note: Fringes budgeted in House Bill 5 except for certain fringes budgeted directly to MoDOT, Highway Patrol, and Conservation.*

<b>Est. Fringe</b>	0	0	0	0
--------------------	---	---	---	---

*Note: Fringes budgeted in House Bill 5 except for certain fringes budgeted directly to MoDOT, Highway Patrol, and Conservation.*

Other Funds: None.

Other Funds: None.

**2. CORE DESCRIPTION**

This is an appropriated transfer section that allows for the movement of a portion of Disproportionate Share Hospital program (DSH) federal reimbursements to General Revenue.

The DSH program allows states to leverage additional federal funds intended to ease the burden of serving the underinsured. Under the DSH program, hospitals that serve a high proportion of MO HealthNet, low-income Medicare and uninsured patients are eligible for additional state payments, matched at the regular federal matching rate.

**3. PROGRAM LISTING (list programs included in this core funding)**

Not applicable.

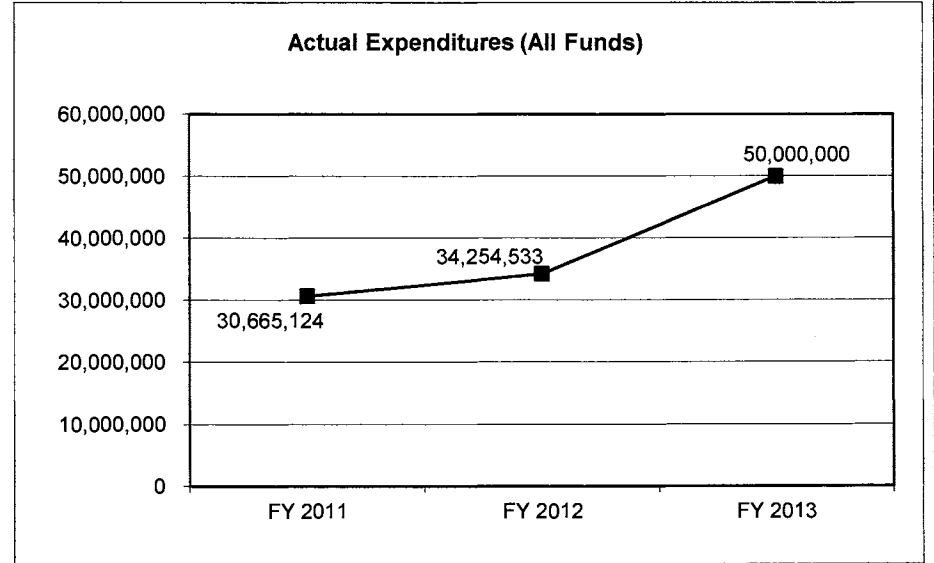
**CORE DECISION ITEM**

<b>Department:</b> Mental Health	<b>Budget Unit:</b> 65250C
<b>Division:</b> Office of Director	
<b>Core:</b> DSH Transfer Section	

**4. FINANCIAL HISTORY**

	FY 2011 Actual	FY 2012 Actual	FY 2013 Actual	FY 2014 Current Yr.
Appropriation (All Funds)	37,304,309	37,304,309	50,000,000	59,000,000
Less Reverted (All Funds)	0	0	0	N/A
Budget Authority (All Funds)	37,304,309	37,304,309	50,000,000	N/A
Actual Expenditures (All Funds)	30,665,124	34,254,533	50,000,000	N/A
Unexpended (All Funds)	6,639,185	3,049,776	0	N/A
Unexpended, by Fund:				
General Revenue	0	0	0	N/A
Federal	6,639,185	3,049,776	0	N/A
Other	0	0	0	N/A

(1)



Reverted includes Governor's standard 3 percent reserve (when applicable) and any extraordinary withholdings.

**NOTES:**

(1) Additional federal authority was received in the amount of \$12,695,691 as a result of the "E" being removed from appropriation T906.

**CORE RECONCILIATION DETAIL**

**DEPARTMENT OF MENTAL HEALTH  
DSH TRANSFER**

**5. CORE RECONCILIATION DETAIL**

	<b>Budget Class</b>	<b>FTE</b>	<b>GR</b>	<b>Federal</b>	<b>Other</b>	<b>Total</b>	<b>Explanation</b>
<b>TAFP AFTER VETOES</b>							
	TRF	0.00	0	59,000,000	0	59,000,000	
	<b>Total</b>	<b>0.00</b>	<b>0</b>	<b>59,000,000</b>	<b>0</b>	<b>59,000,000</b>	
<b>DEPARTMENT CORE REQUEST</b>							
	TRF	0.00	0	59,000,000	0	59,000,000	
	<b>Total</b>	<b>0.00</b>	<b>0</b>	<b>59,000,000</b>	<b>0</b>	<b>59,000,000</b>	
<b>GOVERNOR'S RECOMMENDED CORE</b>							
	TRF	0.00	0	59,000,000	0	59,000,000	
	<b>Total</b>	<b>0.00</b>	<b>0</b>	<b>59,000,000</b>	<b>0</b>	<b>59,000,000</b>	

**REPORT 10 - FY 2015 GOVERNOR RECOMMENDS**

**DECISION ITEM DETAIL**

Budget Unit	FY 2013	FY 2013	FY 2014	FY 2014	FY 2015	FY 2015	FY 2015	FY 2015
Decision Item	ACTUAL	ACTUAL	BUDGET	BUDGET	DEPT REQ	DEPT REQ	GOV REC	GOV REC
Budget Object Class	DOLLAR	FTE	DOLLAR	FTE	DOLLAR	FTE	DOLLAR	FTE
<b>DSH TRANSFER</b>								
<b>CORE</b>								
TRANSFERS OUT	50,000,000	0.00	59,000,000	0.00	59,000,000	0.00	59,000,000	0.00
<b>TOTAL - TRF</b>	<b>50,000,000</b>	<b>0.00</b>	<b>59,000,000</b>	<b>0.00</b>	<b>59,000,000</b>	<b>0.00</b>	<b>59,000,000</b>	<b>0.00</b>
<b>GRAND TOTAL</b>	<b>\$50,000,000</b>	<b>0.00</b>	<b>\$59,000,000</b>	<b>0.00</b>	<b>\$59,000,000</b>	<b>0.00</b>	<b>\$59,000,000</b>	<b>0.00</b>
GENERAL REVENUE	\$0	0.00	\$0	0.00	\$0	0.00	\$0	0.00
FEDERAL FUNDS	\$50,000,000	0.00	\$59,000,000	0.00	\$59,000,000	0.00	\$59,000,000	0.00
OTHER FUNDS	\$0	0.00	\$0	0.00	\$0	0.00	\$0	0.00

**Section Totals**

**FY 2015 GOVERNOR RECOMMENDS BUDGET  
OFFICE OF DIRECTOR**

<b>FUND NAME</b>	<b>FUND</b>	<b>CORE AMOUNT</b>	<b>CORE FTE</b>	<b>NEW DI AMOUNT</b>	<b>NEW DI FTE</b>	<b>TOTAL AMOUNT</b>	<b>TOTAL FTE</b>
GENERAL REVENUE	0101	\$8,161,227	110.44	\$6,254,139	0.00	\$14,415,366	110.44
FEDERAL	0148	\$33,548,915	23.70	\$23,757	0.00	\$33,572,672	23.70
MENTAL HEALTH INTERAGENCY PAYMENT FUND	0109	\$100	0.00	\$0	0.00	\$100	0.00
INTERGOVERNMENTAL TRANSFER FUND	0147	\$8,000,100	0.00	\$0	0.00	\$8,000,100	0.00
COMPULSIVE GAMBLERS FUND	0249	\$100	0.00	\$0	0.00	\$100	0.00
HEALTH INITIATIVES FUND	0275	\$100	0.00	\$0	0.00	\$100	0.00
MENTAL HEALTH EARNINGS FUND	0288	\$150,000	0.00	\$0	0.00	\$150,000	0.00
INMATE REVOLVING FUND	0540	\$100	0.00	\$0	0.00	\$100	0.00
HEALTHY FAMILIES TRUST FUND	0625	\$100	0.00	\$0	0.00	\$100	0.00
DEBT OFFSET ESCROW	0753	\$100,000	0.00	\$0	0.00	\$100,000	0.00
ABANDONED TRANSFER FUND	0863	\$0	0.00	\$0	0.00	\$0	0.00
ICF/MR TRANSFER FUND	0901	\$0	0.00	\$0	0.00	\$0	0.00
MENTAL HEALTH TRUST FUND	0926	\$1,462,434	7.50	\$7,916	0.00	\$1,470,350	7.50
MENTAL HEALTH LOCAL TAX MATCH FUND	0930	\$150,000	0.00	\$0	0.00	\$150,000	0.00
DEVELOPMENTAL DISABILITIES WAITING LIST TRUST FUND	0986	\$0	0.00	\$0	0.00	\$0	0.00
<b>TOTAL</b>		<b>\$51,573,176</b>	<b>141.64</b>	<b>\$6,285,812</b>	<b>0.00</b>	<b>\$57,858,988</b>	<b>141.64</b>

These totals include the following funds: Mental Health Interagency Payment Fund, and Debt Offset Escrow . These are considered double appropriations in the State budget and therefore are not included in the Governor's Executive Budget.







**REPORT 9 - FY 2015 GOVERNOR RECOMMENDS**

**DECISION ITEM SUMMARY**

<b>Budget Unit</b>								
<b>Decision Item</b>	<b>FY 2013</b>	<b>FY 2013</b>	<b>FY 2014</b>	<b>FY 2014</b>	<b>FY 2015</b>	<b>FY 2015</b>	<b>FY 2015</b>	<b>FY 2015</b>
<b>Budget Object Summary</b>	<b>ACTUAL</b>	<b>ACTUAL</b>	<b>BUDGET</b>	<b>BUDGET</b>	<b>DEPT REQ</b>	<b>DEPT REQ</b>	<b>GOV REC</b>	<b>GOV REC</b>
<b>Fund</b>	<b>DOLLAR</b>	<b>FTE</b>	<b>DOLLAR</b>	<b>FTE</b>	<b>DOLLAR</b>	<b>FTE</b>	<b>DOLLAR</b>	<b>FTE</b>
<b>ADA ADMINISTRATION</b>								
<b>CORE</b>								
<b>PERSONAL SERVICES</b>								
GENERAL REVENUE	839,090	12.95	868,979	14.78	868,979	14.78	868,979	14.78
DEPT MENTAL HEALTH	742,218	15.71	886,531	20.89	886,531	20.89	886,531	20.89
HEALTH INITIATIVES	44,555	1.12	46,222	1.00	46,222	1.00	46,222	1.00
MENTAL HEALTH EARNINGS FUND	125,393	2.96	130,451	3.50	130,451	3.50	130,451	3.50
TOTAL - PS	1,751,256	32.74	1,932,183	40.17	1,932,183	40.17	1,932,183	40.17
<b>EXPENSE &amp; EQUIPMENT</b>								
GENERAL REVENUE	20,912	0.00	21,473	0.00	21,473	0.00	21,473	0.00
DEPT MENTAL HEALTH	85,085	0.00	180,565	0.00	180,565	0.00	180,565	0.00
MENTAL HEALTH EARNINGS FUND	46,056	0.00	97,429	0.00	97,429	0.00	97,429	0.00
TOTAL - EE	152,053	0.00	299,467	0.00	299,467	0.00	299,467	0.00
<b>TOTAL</b>	<b>1,903,309</b>	<b>32.74</b>	<b>2,231,650</b>	<b>40.17</b>	<b>2,231,650</b>	<b>40.17</b>	<b>2,231,650</b>	<b>40.17</b>
<b>Pay Plan FY14-Cost to Continue - 0000014</b>								
<b>PERSONAL SERVICES</b>								
GENERAL REVENUE	0	0.00	0	0.00	3,696	0.00	3,696	0.00
DEPT MENTAL HEALTH	0	0.00	0	0.00	5,225	0.00	5,225	0.00
HEALTH INITIATIVES	0	0.00	0	0.00	251	0.00	251	0.00
MENTAL HEALTH EARNINGS FUND	0	0.00	0	0.00	875	0.00	875	0.00
TOTAL - PS	0	0.00	0	0.00	10,047	0.00	10,047	0.00
<b>TOTAL</b>	<b>0</b>	<b>0.00</b>	<b>0</b>	<b>0.00</b>	<b>10,047</b>	<b>0.00</b>	<b>10,047</b>	<b>0.00</b>
<b>Pay Plan FY15-COLA - 0000015</b>								
<b>PERSONAL SERVICES</b>								
GENERAL REVENUE	0	0.00	0	0.00	0	0.00	11,999	0.00
DEPT MENTAL HEALTH	0	0.00	0	0.00	0	0.00	12,261	0.00
HEALTH INITIATIVES	0	0.00	0	0.00	0	0.00	639	0.00

**REPORT 9 - FY 2015 GOVERNOR RECOMMENDS**

**DECISION ITEM SUMMARY**

Budget Unit	FY 2013	FY 2013	FY 2014	FY 2014	FY 2015	FY 2015	FY 2015	FY 2015
Decision Item	ACTUAL	ACTUAL	BUDGET	BUDGET	DEPT REQ	DEPT REQ	GOV REC	GOV REC
Budget Object Summary	DOLLAR	FTE	DOLLAR	FTE	DOLLAR	FTE	DOLLAR	FTE
Fund								
<b>ADA ADMINISTRATION</b>								
Pay Plan FY15-COLA - 0000015								
PERSONAL SERVICES								
MENTAL HEALTH EARNINGS FUND	0	0.00	0	0.00	0	0.00	1,806	0.00
TOTAL - PS	0	0.00	0	0.00	0	0.00	26,705	0.00
TOTAL	0	0.00	0	0.00	0	0.00	26,705	0.00
<b>GRAND TOTAL</b>	<b>\$1,903,309</b>	<b>32.74</b>	<b>\$2,231,650</b>	<b>40.17</b>	<b>\$2,241,697</b>	<b>40.17</b>	<b>\$2,268,402</b>	<b>40.17</b>

**CORE DECISION ITEM**

<b>Department:</b> Mental Health	<b>Budget Unit:</b> 66105C
<b>Division:</b> Alcohol and Drug Abuse	
<b>Core:</b> ADA Administration	

**1. CORE FINANCIAL SUMMARY**

FY 2015 Budget Request					FY 2015 Governor's Recommendation				
	GR	Federal	Other	Total		GR	Federal	Other	Total
<b>PS</b>	868,979	886,531	176,673	1,932,183	<b>PS</b>	868,979	886,531	176,673	1,932,183
<b>EE</b>	21,473	180,565	97,429	299,467	<b>EE</b>	21,473	180,565	97,429	299,467
<b>PSD</b>	0	0	0	0	<b>PSD</b>	0	0	0	0
<b>TRF</b>	0	0	0	0	<b>TRF</b>	0	0	0	0
<b>Total</b>	<b>890,452</b>	<b>1,067,096</b>	<b>274,102</b>	<b>2,231,650</b>	<b>Total</b>	<b>890,452</b>	<b>1,067,096</b>	<b>274,102</b>	<b>2,231,650</b>
<b>FTE</b>	<b>14.78</b>	<b>20.89</b>	<b>4.50</b>	<b>40.17</b>	<b>FTE</b>	<b>14.78</b>	<b>20.89</b>	<b>4.50</b>	<b>40.17</b>
<b>Est. Fringe</b>	458,386	467,645	93,195	1,019,227	<b>Est. Fringe</b>	458,386	467,645	93,195	1,019,227

*Note: Fringes budgeted in House Bill 5 except for certain fringes budgeted directly to MoDOT, Highway Patrol, and Conservation.*

*Note: Fringes budgeted in House Bill 5 except for certain fringes budgeted directly to MoDOT, Highway Patrol, and Conservation.*

Other Funds: Health Initiatives Fund (HIF) (0275) \$46,222  
Mental Health Earnings Fund (MHEF) (0288) \$227,880

Other Funds: Health Initiatives Fund (HIF) (0275) \$46,222  
Mental Health Earnings Fund (MHEF) (0288) \$227,880

**2. CORE DESCRIPTION**

The Division of Alcohol and Drug Abuse (ADA) and the Division of Comprehensive Psychiatric Services (CPS) administratively merged in FY 2013 creating the Division of Behavioral Health (DBH). With regard to ADA services, DBH is responsible for ensuring that prevention, treatment, and recovery services are accessible to persons with substance use disorders, those at risk of substance abuse, and compulsive gamblers. In order to carry out its mission, the Division provides services to individuals through 191 community providers. The Division treats about 45,000 individuals with substance use disorders each year. In addition, approximately 339,000 individuals are impacted through the Division's Prevention programming, and 22,000 through the Substance Abuse Traffic Offender Program (SATOP). This core provides funding for personal services and expense and equipment for administrative staff who are essential in overseeing all statewide programs by establishing policies and procedures, paying invoices, managing grants and contracts, providing technical assistance, and preventing fraud, waste, and abuse.

**3. PROGRAM LISTING (list programs included in this core funding)**

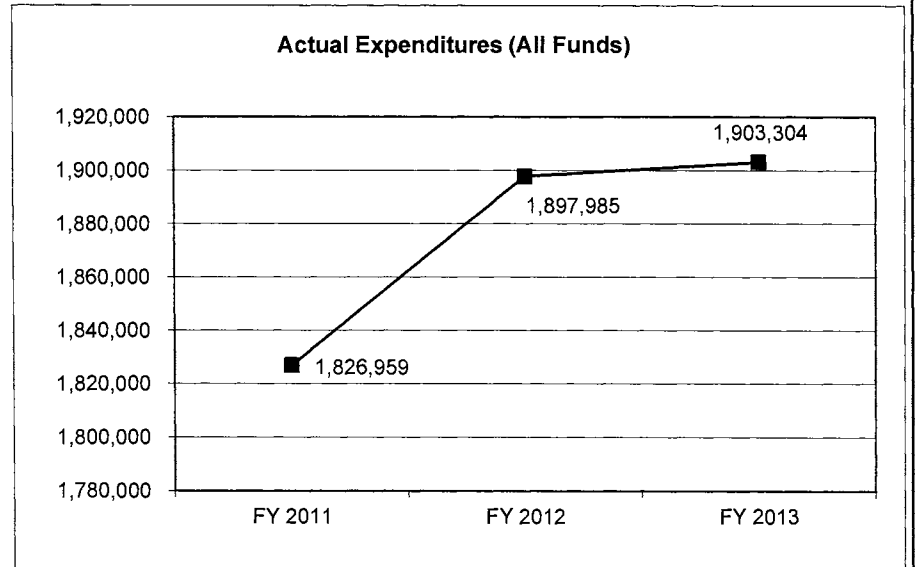
ADA Administration

**CORE DECISION ITEM**

<b>Department:</b>	<b>Mental Health</b>	<b>Budget Unit:</b>	<b>66105C</b>
<b>Division:</b>	<b>Alcohol and Drug Abuse</b>		
<b>Core:</b>	<b>ADA Administration</b>		

**4. FINANCIAL HISTORY**

	<b>FY 2011 Actual</b>	<b>FY 2012 Actual</b>	<b>FY 2013 Actual</b>	<b>FY 2014 Current Yr.</b>
Appropriation (All Funds)	2,213,534	2,246,130	2,220,600	2,231,650
Less Reverted (All Funds)	(30,455)	(29,239)	(27,976)	N/A
Budget Authority (All Funds)	2,183,079	2,216,891	2,192,624	N/A
Actual Expenditures (All Funds)	1,826,959	1,897,985	1,903,304	N/A
Unexpended (All Funds)	356,120	318,906	289,320	N/A
Unexpended, by Fund:				
General Revenue	0	0	0	N/A
Federal	342,416	263,768	233,869	N/A
Other	13,704	55,138	55,451	N/A



Reverted includes Governor's standard 3 percent reserve (when applicable) and any extraordinary withholdings.

**NOTES:**

None.

**CORE RECONCILIATION DETAIL**

**DEPARTMENT OF MENTAL HEALTH  
ADA ADMINISTRATION**

**5. CORE RECONCILIATION DETAIL**

	<b>Budget Class</b>	<b>FTE</b>	<b>GR</b>	<b>Federal</b>	<b>Other</b>	<b>Total</b>	<b>Explanation</b>
<b>TAFP AFTER VETOES</b>							
	PS	40.17	868,979	886,531	176,673	1,932,183	
	EE	0.00	21,473	180,565	97,429	299,467	
	<b>Total</b>	<b>40.17</b>	<b>890,452</b>	<b>1,067,096</b>	<b>274,102</b>	<b>2,231,650</b>	
<b>DEPARTMENT CORE ADJUSTMENTS</b>							
Core Reallocation	831 2151 PS	0.00	0	0	0	0	
Core Reallocation	831 2149 PS	0.00	0	0	0	(0)	
	<b>NET DEPARTMENT CHANGES</b>	<b>0.00</b>	<b>0</b>	<b>0</b>	<b>0</b>	<b>(0)</b>	
<b>DEPARTMENT CORE REQUEST</b>							
	PS	40.17	868,979	886,531	176,673	1,932,183	
	EE	0.00	21,473	180,565	97,429	299,467	
	<b>Total</b>	<b>40.17</b>	<b>890,452</b>	<b>1,067,096</b>	<b>274,102</b>	<b>2,231,650</b>	
<b>GOVERNOR'S RECOMMENDED CORE</b>							
	PS	40.17	868,979	886,531	176,673	1,932,183	
	EE	0.00	21,473	180,565	97,429	299,467	
	<b>Total</b>	<b>40.17</b>	<b>890,452</b>	<b>1,067,096</b>	<b>274,102</b>	<b>2,231,650</b>	

**REPORT 10 - FY 2015 GOVERNOR RECOMMENDS**

**DECISION ITEM DETAIL**

Budget Unit	FY 2013	FY 2013	FY 2014	FY 2014	FY 2015	FY 2015	FY 2015	FY 2015
Decision Item	ACTUAL	ACTUAL	BUDGET	BUDGET	DEPT REQ	DEPT REQ	GOV REC	GOV REC
Budget Object Class	DOLLAR	FTE	DOLLAR	FTE	DOLLAR	FTE	DOLLAR	FTE
<b>ADA ADMINISTRATION</b>								
<b>CORE</b>								
ADMIN OFFICE SUPPORT ASSISTANT	114,714	3.63	114,695	3.46	98,394	3.05	98,394	3.05
SR OFC SUPPORT ASST (STENO)	8,052	0.25	0	0.00	0	0.00	0	0.00
OFFICE SUPPORT ASST (KEYBRD)	25,048	1.00	25,338	1.00	0	0.00	0	0.00
SR OFC SUPPORT ASST (KEYBRD)	53,995	2.03	57,563	2.15	53,540	2.00	53,540	2.00
ACCOUNTANT I	26,246	0.87	30,443	1.00	30,418	1.00	30,418	1.00
RESEARCH ANAL II	35,995	1.00	36,303	1.00	36,274	1.00	36,274	1.00
RESEARCH ANAL III	39,451	0.96	40,544	1.00	42,034	1.00	42,034	1.00
RESEARCH ANAL IV	55,407	1.00	55,742	1.00	55,701	1.00	55,701	1.00
MANAGEMENT ANALYSIS SPEC I	29,797	0.73	41,300	1.00	41,266	1.00	41,266	1.00
MANAGEMENT ANALYSIS SPEC II	82,623	1.91	87,547	2.00	84,068	2.00	84,068	2.00
PROGRAM SPECIALIST II MH	101,511	2.35	119,742	3.19	112,930	2.56	112,930	2.56
FISCAL & ADMINISTRATIVE MGR B2	107,542	1.88	114,507	2.00	114,414	2.00	114,414	2.00
FISCAL & ADMINISTRATIVE MGR B3	67,469	1.00	67,776	1.00	67,774	1.00	67,774	1.00
MENTAL HEALTH MGR B1	54,016	1.00	54,350	1.00	54,310	1.00	54,310	1.00
MENTAL HEALTH MGR B2	124,640	2.05	123,256	2.88	122,924	2.00	122,924	2.00
MENTAL HEALTH MGR B3	59,375	0.79	75,250	1.00	75,250	1.00	75,250	1.00
DESIGNATED PRINCIPAL ASST DEPT	19,598	0.24	22,563	0.25	18,313	0.25	18,313	0.25
DIVISION DIRECTOR	103,855	1.00	104,105	1.00	104,105	1.00	104,105	1.00
DEPUTY DIVISION DIRECTOR	37,500	0.42	0	0.00	90,250	1.00	90,250	1.00
DESIGNATED PRINCIPAL ASST DIV	131,058	1.59	212,174	3.00	78,808	1.00	78,808	1.00
ASSOCIATE COUNSEL	1,469	0.02	0	0.00	3,218	0.05	3,218	0.05
PROJECT SPECIALIST	25,250	0.48	25,601	0.50	25,442	0.50	25,442	0.50
MISCELLANEOUS PROFESSIONAL	77,701	0.72	89,758	2.37	182,851	6.56	182,851	6.56
SPECIAL ASST OFFICIAL & ADMSTR	226,734	2.85	237,791	3.30	237,659	3.00	237,659	3.00
SPECIAL ASST PROFESSIONAL	99,098	1.96	152,241	3.50	154,133	3.34	154,133	3.34
SPECIAL ASST OFFICE & CLERICAL	43,112	1.01	43,594	1.57	48,107	1.86	48,107	1.86
<b>TOTAL - PS</b>	<b>1,751,256</b>	<b>32.74</b>	<b>1,932,183</b>	<b>40.17</b>	<b>1,932,183</b>	<b>40.17</b>	<b>1,932,183</b>	<b>40.17</b>
TRAVEL, IN-STATE	23,732	0.00	80,970	0.00	80,970	0.00	80,970	0.00
TRAVEL, OUT-OF-STATE	3,160	0.00	6,173	0.00	6,173	0.00	6,173	0.00
SUPPLIES	7,115	0.00	15,550	0.00	15,550	0.00	15,550	0.00
PROFESSIONAL DEVELOPMENT	37,688	0.00	40,090	0.00	40,090	0.00	40,090	0.00
COMMUNICATION SERV & SUPP	31,709	0.00	49,629	0.00	49,629	0.00	49,629	0.00

1/29/14 14:24

im\_didetail



**REPORT 10 - FY 2015 GOVERNOR RECOMMENDS**

**DECISION ITEM DETAIL**

Budget Unit	FY 2013	FY 2013	FY 2014	FY 2014	FY 2015	FY 2015	FY 2015	FY 2015
Decision Item	ACTUAL	ACTUAL	BUDGET	BUDGET	DEPT REQ	DEPT REQ	GOV REC	GOV REC
Budget Object Class	DOLLAR	FTE	DOLLAR	FTE	DOLLAR	FTE	DOLLAR	FTE
<b>ADA ADMINISTRATION</b>								
<b>CORE</b>								
PROFESSIONAL SERVICES	37,765	0.00	76,391	0.00	76,391	0.00	76,391	0.00
HOUSEKEEPING & JANITORIAL SERV	0	0.00	115	0.00	115	0.00	115	0.00
M&R SERVICES	604	0.00	15,568	0.00	15,568	0.00	15,568	0.00
COMPUTER EQUIPMENT	748	0.00	0	0.00	0	0.00	0	0.00
OFFICE EQUIPMENT	6,304	0.00	1,875	0.00	1,875	0.00	1,875	0.00
OTHER EQUIPMENT	462	0.00	1,400	0.00	1,400	0.00	1,400	0.00
BUILDING LEASE PAYMENTS	550	0.00	660	0.00	660	0.00	660	0.00
EQUIPMENT RENTALS & LEASES	477	0.00	1,340	0.00	1,340	0.00	1,340	0.00
MISCELLANEOUS EXPENSES	1,739	0.00	9,706	0.00	9,706	0.00	9,706	0.00
<b>TOTAL - EE</b>	<b>152,053</b>	<b>0.00</b>	<b>299,467</b>	<b>0.00</b>	<b>299,467</b>	<b>0.00</b>	<b>299,467</b>	<b>0.00</b>
<b>GRAND TOTAL</b>	<b>\$1,903,309</b>	<b>32.74</b>	<b>\$2,231,650</b>	<b>40.17</b>	<b>\$2,231,650</b>	<b>40.17</b>	<b>\$2,231,650</b>	<b>40.17</b>
GENERAL REVENUE	\$860,002	12.95	\$890,452	14.78	\$890,452	14.78	\$890,452	14.78
FEDERAL FUNDS	\$827,303	15.71	\$1,067,096	20.89	\$1,067,096	20.89	\$1,067,096	20.89
OTHER FUNDS	\$216,004	4.08	\$274,102	4.50	\$274,102	4.50	\$274,102	4.50

**PROGRAM DESCRIPTION**

<b>Department: Mental Health</b>										
<b>Program Name: ADA Administration</b>										
<b>Program is found in the following core budget(s): ADA Administration</b>										
	<b>ADA Administration</b>								<b>TOTAL</b>	
<b>GR</b>	890,452								890,452	
<b>FEDERAL</b>	1,067,096								1,067,096	
<b>OTHER</b>	274,102								274,102	
<b>TOTAL</b>	2,231,650	0	0	0	0	0	0	0	2,231,650	

**1. What does this program do?**

The Division of Behavioral Health (DBH) has the responsibility of ensuring that prevention, treatment, and recovery services are accessible to: persons with substance use disorders, those at risk of substance abuse, and compulsive gamblers. The Division's administrative responsibilities include, but are not limited to: funding services, technical assistance and training, standard setting to ensure quality services, research, public information dissemination, review and oversight of the Division's budget, and program planning and policy development for prevention, treatment, and recovery services.

Division administrative responsibilities include:

- Development and implementation of administrative standards and operating policies for all program areas. Standards and policies include guidelines for quality of care and quality improvement processes as well as client safety and clinical appropriateness.
- Development of curriculums and implementation of training modules for substance abuse practitioners to ensure current evidence-based practices are implemented in Division programming.
- Monitoring, evaluating and providing technical assistance to its provider network to ensure services maintain the highest levels of quality programming.
- Maintaining a clearinghouse of research and literature for dissemination to its provider network and the general public on treatment and prevention practices.
- Coordination with other state and federal agencies to ensure coordination of evidence-based prevention programming.
- Applying standardized management, fiscal, and personnel procedures and practices. Administrative oversight is provided for the budget, provider allocations, fiscal notes, and research and evaluation support. The Division applies appropriate financial procedures and provides the necessary data to support federal requirements necessary for maintaining funding.

**2. What is the authorization for this program, i.e., federal or state statute, etc.? (Include the federal program number, if applicable.)**

Section 631.010 and 313.842 RSMo

**3. Are there federal matching requirements? If yes, please explain.**

Yes. The federal Substance Abuse Prevention and Treatment Block Grant requires that the state maintain an aggregate level of general revenue spending for treatment and prevention that is greater than or equal to the average of the past two years. (This is called the "Maintenance of Effort," or MOE, requirement.)

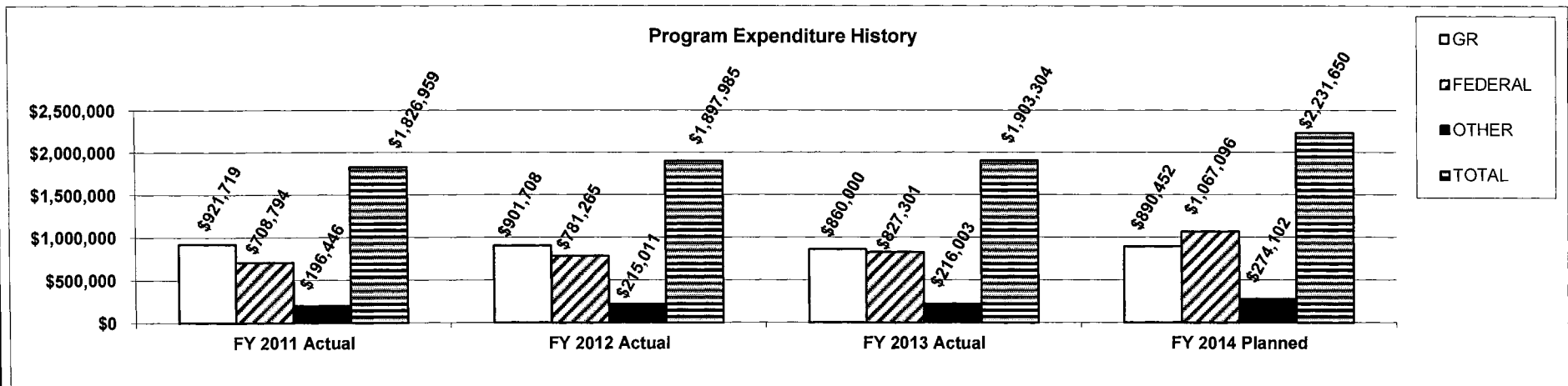
**PROGRAM DESCRIPTION**

**Department: Mental Health**  
**Program Name: ADA Administration**  
**Program is found in the following core budget(s): ADA Administration**

**4. Is this a federally mandated program? If yes, please explain.**

No. However, the Substance Abuse and Treatment Block Grant requires that up to 5% be expended for administration.

**5. Provide actual expenditures for the prior three fiscal years and planned expenditures for the current fiscal year.**



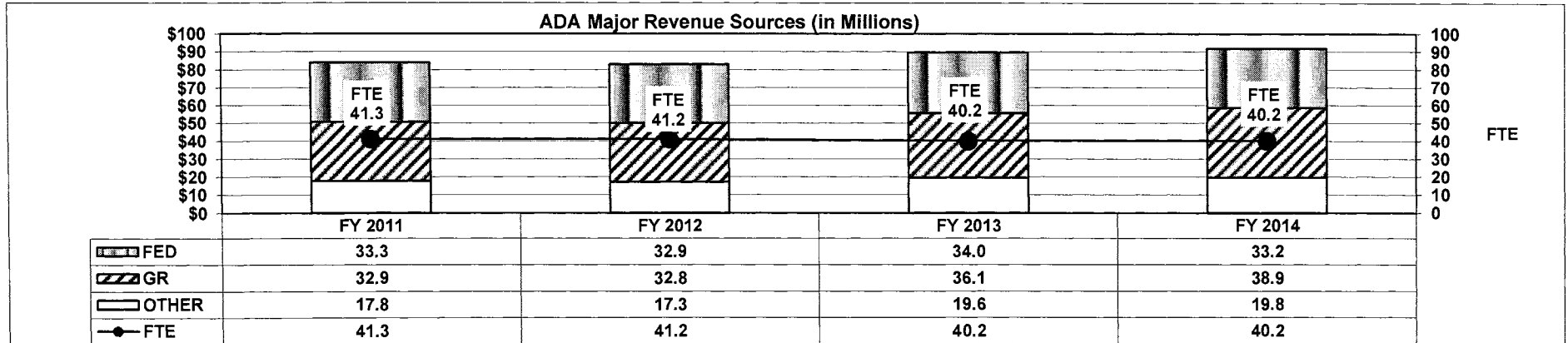
**6. What are the sources of the "Other" funds?**

For FY 2014 Other includes Health Initiatives Fund (HIF) (0275) \$46,222; and Mental Health Earnings Fund (MHEF) (0288) \$227,880.

**PROGRAM DESCRIPTION**

**Department:** Mental Health  
**Program Name:** ADA Administration  
**Program is found in the following core budget(s):** ADA Administration

7a. Provide an effectiveness measure.



**Note:** Federal amount does not include appropriation 6677 federal match. While the Division's budget remains relatively steady, Administrative staff continues to decline.

**Certification and Contract Compliance/Safety & Basic Assurance Reviews  
 Provider Status**

Status	Number of Providers									
	FY 2011	FY 2011	FY 2012	FY 2012	FY 2013	FY 2013	FY 2014	FY 2015	FY 2016	
	Projected	Actual	Projected	Actual	Projected	Actual	Projected	Projected	Projected	
Full Compliance	97	88	86	97	97	79	79	79	79	
Action Plan Required	15	26	26	8	8	12	12	12	12	
Conditional Status	3	0	0	4	4	1	1	1	1	
Revoked/Denied	0	1	1	1	1	0	0	0	0	
<b>Total</b>	<b>115</b>	<b>115</b>	<b>113</b>	<b>110</b>	<b>110</b>	<b>92</b>	<b>92</b>	<b>92</b>	<b>92</b>	

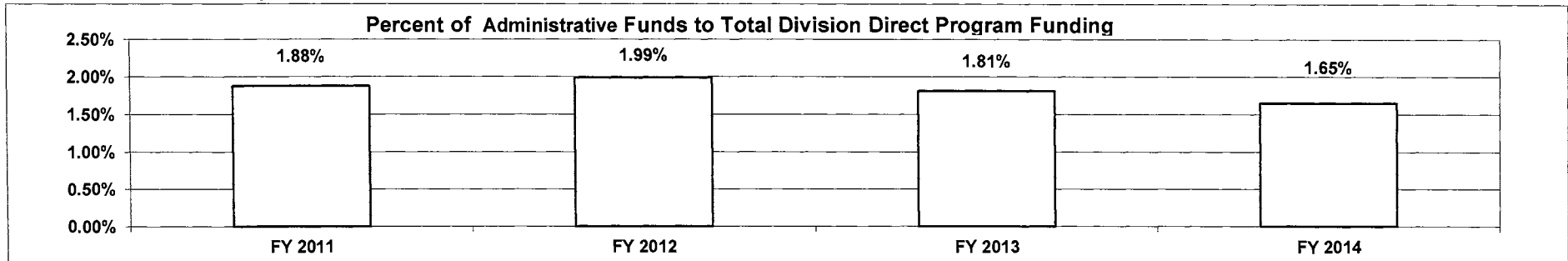
**Note:** The number of reviews are decreasing largely due to more agencies obtaining national accreditation. Once national accreditation is received they no longer require annual reviews.

*Significance: The vast majority of service providers are fully compliant with certification, contract, and safety requirements.*

**PROGRAM DESCRIPTION**

**Department:** Mental Health  
**Program Name:** ADA Administration  
**Program is found in the following core budget(s):** ADA Administration

**7b. Provide an efficiency measure.**



**Note:** Of the \$135 million appropriated to the division in FY 2014, only 1.65% will be spent on administrative costs leaving 98.35% for prevention, treatment, and recovery services.

**7c. Provide the number of clients/individuals served, if applicable.**

**Consumers Served**

	FY 2011 Projected	FY 2011 Actual	FY 2012 Projected	FY 2012 Actual	FY 2013 Projected	FY 2013 Actual	FY 2014 Projected	FY 2015 Projected	FY 2016 Projected
Treatment	46,274	43,109	43,109	41,951	41,951	40,259	40,259	40,259	40,259
Recovery Supports	10,002	3,440	3,440	4,965	4,965	7,725	7,725	7,725	7,725
SATOP	35,982	30,531	30,531	31,670	31,670	30,367	30,367	30,367	30,367
Gambling	355	297	297	191	191	172	172	172	172
<b>Total</b>	<b>92,613</b>	<b>77,377</b>	<b>77,377</b>	<b>78,777</b>	<b>78,777</b>	<b>78,523</b>	<b>78,523</b>	<b>78,523</b>	<b>78,523</b>

**Notes:**

- 1) Consumers who receive more than one category of service are counted once for each category.
- 2) SATOP includes individuals receiving only an assessment.
- 3) Recovery Supports decreased during FY 2011 as the federal award for Access to Recovery (ATR2) ended and the Access to Recovery (ATR3) was awarded at a reduced amount. FY 2013 reflects full implementation of the ATR3 grant.

**7d. Provide a customer satisfaction measure, if available.**  
 N/A



**REPORT 9 - FY 2015 GOVERNOR RECOMMENDS**

**DECISION ITEM SUMMARY**

Budget Unit								
Decision Item	FY 2013	FY 2013	FY 2014	FY 2014	FY 2015	FY 2015	FY 2015	FY 2015
Budget Object Summary	ACTUAL	ACTUAL	BUDGET	BUDGET	DEPT REQ	DEPT REQ	GOV REC	GOV REC
Fund	DOLLAR	FTE	DOLLAR	FTE	DOLLAR	FTE	DOLLAR	FTE
<b>PREVENTION &amp; EDU SERV</b>								
<b>CORE</b>								
<b>PERSONAL SERVICES</b>								
GENERAL REVENUE	25,194	0.61	25,988	0.06	25,988	0.06	25,988	0.06
DEPT MENTAL HEALTH	444,794	9.80	506,467	10.03	506,467	10.03	506,467	10.03
TOTAL - PS	469,988	10.41	532,455	10.09	532,455	10.09	532,455	10.09
<b>EXPENSE &amp; EQUIPMENT</b>								
DEPT MENTAL HEALTH	106,544	0.00	428,170	0.00	428,170	0.00	428,170	0.00
HEALTHY FAMILIES TRUST	300,000	0.00	300,000	0.00	300,000	0.00	300,000	0.00
TOTAL - EE	406,544	0.00	728,170	0.00	728,170	0.00	728,170	0.00
<b>PROGRAM-SPECIFIC</b>								
GENERAL REVENUE	484,000	0.00	525,402	0.00	525,402	0.00	729,300	0.00
DEPT MENTAL HEALTH	5,262,236	0.00	7,000,395	0.00	7,000,395	0.00	7,000,395	0.00
HEALTH INITIATIVES	82,148	0.00	82,148	0.00	82,148	0.00	82,148	0.00
TOTAL - PD	5,828,384	0.00	7,607,945	0.00	7,607,945	0.00	7,811,843	0.00
<b>TOTAL</b>	<b>6,704,916</b>	<b>10.41</b>	<b>8,868,570</b>	<b>10.09</b>	<b>8,868,570</b>	<b>10.09</b>	<b>9,072,468</b>	<b>10.09</b>
<b>Pay Plan FY14-Cost to Continue - 0000014</b>								
<b>PERSONAL SERVICES</b>								
GENERAL REVENUE	0	0.00	0	0.00	15	0.00	15	0.00
DEPT MENTAL HEALTH	0	0.00	0	0.00	2,509	0.00	2,509	0.00
TOTAL - PS	0	0.00	0	0.00	2,524	0.00	2,524	0.00
<b>TOTAL</b>	<b>0</b>	<b>0.00</b>	<b>0</b>	<b>0.00</b>	<b>2,524</b>	<b>0.00</b>	<b>2,524</b>	<b>0.00</b>
<b>Pay Plan FY15-COLA - 0000015</b>								
<b>PERSONAL SERVICES</b>								
GENERAL REVENUE	0	0.00	0	0.00	0	0.00	358	0.00
DEPT MENTAL HEALTH	0	0.00	0	0.00	0	0.00	6,998	0.00
TOTAL - PS	0	0.00	0	0.00	0	0.00	7,356	0.00
<b>TOTAL</b>	<b>0</b>	<b>0.00</b>	<b>0</b>	<b>0.00</b>	<b>0</b>	<b>0.00</b>	<b>7,356</b>	<b>0.00</b>

1/29/14 14:23

im\_disummary

**REPORT 9 - FY 2015 GOVERNOR RECOMMENDS**

**DECISION ITEM SUMMARY**

Budget Unit								
Decision Item	FY 2013	FY 2013	FY 2014	FY 2014	FY 2015	FY 2015	FY 2015	FY 2015
Budget Object Summary	ACTUAL	ACTUAL	BUDGET	BUDGET	DEPT REQ	DEPT REQ	GOV REC	GOV REC
Fund	DOLLAR	FTE	DOLLAR	FTE	DOLLAR	FTE	DOLLAR	FTE
<b>PREVENTION &amp; EDU SERVS</b>								
<b>Safe Schools/Healthy Students - 1650010</b>								
PERSONAL SERVICES								
DEPT MENTAL HEALTH	0	0.00	0	0.00	64,942	0.00	0	0.00
TOTAL - PS	0	0.00	0	0.00	64,942	0.00	0	0.00
EXPENSE & EQUIPMENT								
DEPT MENTAL HEALTH	0	0.00	0	0.00	28,783	0.00	0	0.00
TOTAL - EE	0	0.00	0	0.00	28,783	0.00	0	0.00
PROGRAM-SPECIFIC								
DEPT MENTAL HEALTH	0	0.00	0	0.00	1,984,650	0.00	0	0.00
TOTAL - PD	0	0.00	0	0.00	1,984,650	0.00	0	0.00
<b>TOTAL</b>	<b>0</b>	<b>0.00</b>	<b>0</b>	<b>0.00</b>	<b>2,078,375</b>	<b>0.00</b>	<b>0</b>	<b>0.00</b>
<b>DMH Prov Rate Inc CTC - 1650020</b>								
PROGRAM-SPECIFIC								
GENERAL REVENUE	0	0.00	0	0.00	203,898	0.00	0	0.00
TOTAL - PD	0	0.00	0	0.00	203,898	0.00	0	0.00
<b>TOTAL</b>	<b>0</b>	<b>0.00</b>	<b>0</b>	<b>0.00</b>	<b>203,898</b>	<b>0.00</b>	<b>0</b>	<b>0.00</b>
<b>DMH Provider Rate Increase - 1650025</b>								
EXPENSE & EQUIPMENT								
GENERAL REVENUE	0	0.00	0	0.00	0	0.00	6,000	0.00
TOTAL - EE	0	0.00	0	0.00	0	0.00	6,000	0.00
PROGRAM-SPECIFIC								
GENERAL REVENUE	0	0.00	0	0.00	0	0.00	195,931	0.00
TOTAL - PD	0	0.00	0	0.00	0	0.00	195,931	0.00
<b>TOTAL</b>	<b>0</b>	<b>0.00</b>	<b>0</b>	<b>0.00</b>	<b>0</b>	<b>0.00</b>	<b>201,931</b>	<b>0.00</b>
<b>GRAND TOTAL</b>	<b>\$6,704,916</b>	<b>10.41</b>	<b>\$8,868,570</b>	<b>10.09</b>	<b>\$11,153,367</b>	<b>10.09</b>	<b>\$9,284,279</b>	<b>10.09</b>

1/29/14 14:23

im\_disummary



**CORE DECISION ITEM**

<b>Department:</b> <u>Mental Health</u>	<b>Budget Unit:</b> <u>66205C</u>
<b>Division:</b> <u>Alcohol and Drug Abuse</u>	
<b>Core:</b> <u>Prevention &amp; Education Services</u>	

**1. CORE FINANCIAL SUMMARY**

	FY 2015 Budget Request				FY 2015 Governor's Recommendation				
	GR	Federal	Other	Total	GR	Federal	Other	Total	
PS	25,988	506,467	0	532,455	PS	25,988	506,467	0	532,455
EE	0	428,170	300,000	728,170	EE	0	428,170	300,000	728,170
PSD	525,402	7,000,395	82,148	7,607,945	PSD	729,300	7,000,395	82,148	7,811,843
TRF	0	0	0	0	TRF	0	0	0	0
<b>Total</b>	<b>551,390</b>	<b>7,935,032</b>	<b>382,148</b>	<b>8,868,570</b>	<b>Total</b>	<b>755,288</b>	<b>7,935,032</b>	<b>382,148</b>	<b>9,072,468</b>
<b>FTE</b>	<b>0.06</b>	<b>10.03</b>	<b>0.00</b>	<b>10.09</b>	<b>FTE</b>	<b>0.06</b>	<b>10.03</b>	<b>0.00</b>	<b>10.09</b>
<b>Est. Fringe</b>	13,709	267,161	0	280,870	<b>Est. Fringe</b>	13,709	267,161	0	280,870
<i>Note: Fringes budgeted in House Bill 5 except for certain fringes budgeted directly to MoDOT, Highway Patrol, and Conservation.</i>					<i>Note: Fringes budgeted in House Bill 5 except for certain fringes budgeted directly to MoDOT, Highway Patrol, and Conservation.</i>				
Other Funds:	Healthy Families Trust Fund (HFT) (0625) \$300,000 Health Initiatives Fund (HIF) (0275) \$82,148				Other Funds:	Healthy Families Trust Fund (HFT) (0625) \$300,000 Health Initiatives Fund (HIF) (0275) \$82,148			

**2. CORE DESCRIPTION**

The Division of Behavioral Health (DBH) contracts with community and school-based providers for substance abuse prevention and intervention services. Substance abuse prevention efforts are focused on individuals, peers, families, schools, and communities. The Division supports the substance abuse prevention-oriented community education and organization efforts of local volunteer coalitions through technical assistance and training. In addition, the Division supports implementation of evidence-based prevention programming, development of the prevention workforce, and dissemination of information statewide.

**3. PROGRAM LISTING (list programs included in this core funding)**

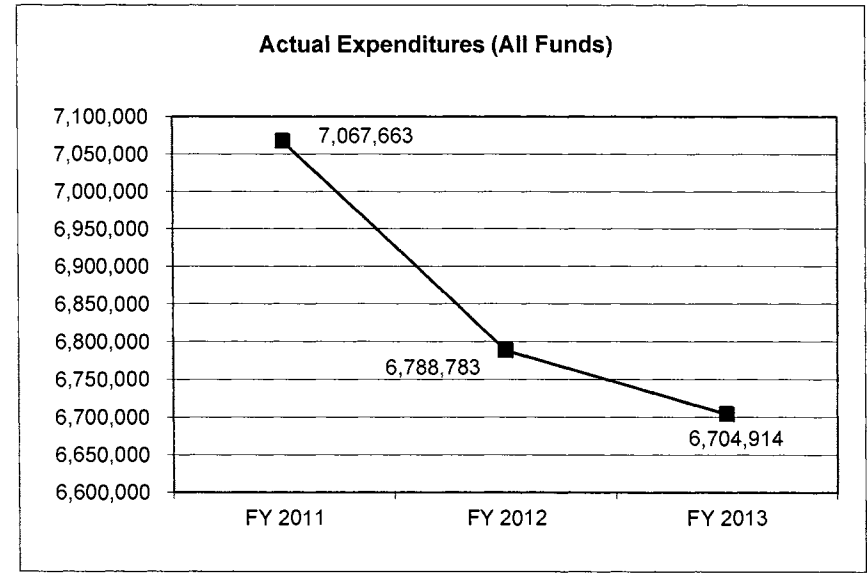
- ADA School-based Prevention (S.P.I.R.I.T.)
- ADA Community-based Prevention

**CORE DECISION ITEM**

<b>Department:</b>	<b>Mental Health</b>	<b>Budget Unit:</b>	<b>66205C</b>
<b>Division:</b>	<b>Alcohol and Drug Abuse</b>		
<b>Core:</b>	<b>Prevention &amp; Education Services</b>		

**4. FINANCIAL HISTORY**

	FY 2011 Actual	FY 2012 Actual	FY 2013 Actual	FY 2014 Current Yr.
Appropriation (All Funds)	12,175,231	8,431,949	8,441,054	8,870,570
Less Reverted (All Funds)	(15,748)	(15,748)	(15,748)	N/A
Budget Authority (All Funds)	12,159,483	8,416,201	8,425,306	N/A
Actual Expenditures (All Funds)	7,067,663	6,788,783	6,704,914	N/A
Unexpended (All Funds)	5,091,820	1,627,418	1,720,392	N/A
Unexpended, by Fund:				
General Revenue	0	0	0	N/A
Federal	5,091,820	1,627,418	1,720,392	N/A
Other	0	0	0	N/A
		<b>(1)</b>		



Reverted includes Governor's standard 3 percent reserve (when applicable) and any extraordinary withholdings.

**NOTES:**

(1) The decrease in expenditures between FY 2011 and FY 2012 was due to the phase out of two federal grants, the Strategic Prevention Framework State Incentive and the Safe and Drug Free Schools and Communities grants. Corresponding federal authority for the two grants was reduced in FY 2012.

**CORE RECONCILIATION DETAIL**

**DEPARTMENT OF MENTAL HEALTH  
PREVENTION & EDU SERVS**

**5. CORE RECONCILIATION DETAIL**

			<b>Budget Class</b>	<b>FTE</b>	<b>GR</b>	<b>Federal</b>	<b>Other</b>	<b>Total</b>	<b>Explanation</b>
<b>TAFP AFTER VETOES</b>									
			PS	10.09	25,988	506,467	0	532,455	
			EE	0.00	0	428,170	300,000	728,170	
			PD	0.00	525,402	7,000,395	82,148	7,607,945	
			<b>Total</b>	<b>10.09</b>	<b>551,390</b>	<b>7,935,032</b>	<b>382,148</b>	<b>8,868,570</b>	
<b>DEPARTMENT CORE ADJUSTMENTS</b>									
Core Reallocation	823	4143	PS	(0.00)	0	0	0	0	
Core Reallocation	823	7831	PS	0.00	0	0	0	0	
Core Reallocation	823	4145	PS	0.00	0	0	0	0	
Core Reallocation	913	4649	PD	0.00	9,000	0	0	9,000	Reallocation of EE funding to PSD within ADA Prevention & Education Services to align funding based on need.
Core Reallocation	913	3664	PD	0.00	(9,000)	0	0	(9,000)	Reallocation of EE funding to PSD within ADA Prevention & Education Services to align funding based on need.
<b>NET DEPARTMENT CHANGES</b>				<b>(0.00)</b>	<b>0</b>	<b>0</b>	<b>0</b>	<b>0</b>	
<b>DEPARTMENT CORE REQUEST</b>									
			PS	10.09	25,988	506,467	0	532,455	
			EE	0.00	0	428,170	300,000	728,170	
			PD	0.00	525,402	7,000,395	82,148	7,607,945	
			<b>Total</b>	<b>10.09</b>	<b>551,390</b>	<b>7,935,032</b>	<b>382,148</b>	<b>8,868,570</b>	

**CORE RECONCILIATION DETAIL**

**DEPARTMENT OF MENTAL HEALTH  
PREVENTION & EDU SERVS**

**5. CORE RECONCILIATION DETAIL**

		<b>Budget Class</b>	<b>FTE</b>	<b>GR</b>	<b>Federal</b>	<b>Other</b>	<b>Total</b>	<b>Explanation</b>
<b>GOVERNOR'S ADDITIONAL CORE ADJUSTMENTS</b>								
Core Reallocation	2063 4649	PD	0.00	203,898	0	0	203,898	Core Reallocation from ADA Treatment Services
<b>NET GOVERNOR CHANGES</b>			<b>0.00</b>	<b>203,898</b>	<b>0</b>	<b>0</b>	<b>203,898</b>	
<b>GOVERNOR'S RECOMMENDED CORE</b>								
		PS	10.09	25,988	506,467	0	532,455	
		EE	0.00	0	428,170	300,000	728,170	
		PD	0.00	729,300	7,000,395	82,148	7,811,843	
<b>Total</b>			<b>10.09</b>	<b>755,288</b>	<b>7,935,032</b>	<b>382,148</b>	<b>9,072,468</b>	

**REPORT 10 - FY 2015 GOVERNOR RECOMMENDS**

**DECISION ITEM DETAIL**

Budget Unit	FY 2013	FY 2013	FY 2014	FY 2014	FY 2015	FY 2015	FY 2015	FY 2015
Decision Item	ACTUAL	ACTUAL	BUDGET	BUDGET	DEPT REQ	DEPT REQ	GOV REC	GOV REC
Budget Object Class	DOLLAR	FTE	DOLLAR	FTE	DOLLAR	FTE	DOLLAR	FTE
<b>PREVENTION &amp; EDU SERV</b>								
<b>CORE</b>								
ADMIN OFFICE SUPPORT ASSISTANT	10,611	0.36	12,232	0.42	0	0.00	0	0.00
SR OFC SUPPORT ASST (KEYBRD)	0	0.00	24	0.00	0	0.00	0	0.00
PROGRAM SPECIALIST II MH	92,138	2.14	113,804	2.69	128,671	3.00	128,671	3.00
FISCAL & ADMINISTRATIVE MGR B2	1,604	0.03	0	0.00	2,762	0.05	2,762	0.05
MENTAL HEALTH MGR B2	68,821	1.00	85,752	1.25	87,329	1.48	87,329	1.48
PUBLIC SAFETY MANAGER BAND 1	53,782	0.95	27,992	0.78	54,043	0.75	54,043	0.75
SPECIAL AGENT (LIQUOR CONTROL)	199,022	4.50	230,874	3.32	200,256	3.30	200,256	3.30
PROJECT SPECIALIST	1,799	0.04	2,626	0.12	0	0.00	0	0.00
TYPIST	32,091	1.24	19,450	0.50	19,434	0.50	19,434	0.50
MISCELLANEOUS PROFESSIONAL	0	0.00	29,727	0.86	29,793	0.86	29,793	0.86
SPECIALASST OFFICIAL & ADMSTR	10,120	0.15	9,974	0.15	10,167	0.15	10,167	0.15
<b>TOTAL - PS</b>	<b>469,988</b>	<b>10.41</b>	<b>532,455</b>	<b>10.09</b>	<b>532,455</b>	<b>10.09</b>	<b>532,455</b>	<b>10.09</b>
TRAVEL, IN-STATE	63,997	0.00	150,704	0.00	150,704	0.00	150,704	0.00
TRAVEL, OUT-OF-STATE	4,121	0.00	9,930	0.00	9,930	0.00	9,930	0.00
SUPPLIES	5,906	0.00	88,281	0.00	88,281	0.00	88,281	0.00
PROFESSIONAL DEVELOPMENT	5,216	0.00	4,360	0.00	4,360	0.00	4,360	0.00
COMMUNICATION SERV & SUPP	1,867	0.00	34,408	0.00	34,408	0.00	34,408	0.00
PROFESSIONAL SERVICES	324,698	0.00	429,761	0.00	429,761	0.00	429,761	0.00
HOUSEKEEPING & JANITORIAL SERV	0	0.00	15	0.00	15	0.00	15	0.00
M&R SERVICES	0	0.00	600	0.00	600	0.00	600	0.00
OFFICE EQUIPMENT	739	0.00	4,184	0.00	4,184	0.00	4,184	0.00
OTHER EQUIPMENT	0	0.00	4,361	0.00	4,361	0.00	4,361	0.00
BUILDING LEASE PAYMENTS	0	0.00	726	0.00	726	0.00	726	0.00
EQUIPMENT RENTALS & LEASES	0	0.00	200	0.00	200	0.00	200	0.00
MISCELLANEOUS EXPENSES	0	0.00	640	0.00	640	0.00	640	0.00
<b>TOTAL - EE</b>	<b>406,544</b>	<b>0.00</b>	<b>728,170</b>	<b>0.00</b>	<b>728,170</b>	<b>0.00</b>	<b>728,170</b>	<b>0.00</b>

**REPORT 10 - FY 2015 GOVERNOR RECOMMENDS**

**DECISION ITEM DETAIL**

Budget Unit	FY 2013	FY 2013	FY 2014	FY 2014	FY 2015	FY 2015	FY 2015	FY 2015
Decision Item	ACTUAL	ACTUAL	BUDGET	BUDGET	DEPT REQ	DEPT REQ	GOV REC	GOV REC
Budget Object Class	DOLLAR	FTE	DOLLAR	FTE	DOLLAR	FTE	DOLLAR	FTE
<b>PREVENTION &amp; EDU SERVS</b>								
<b>CORE</b>								
PROGRAM DISTRIBUTIONS	5,828,384	0.00	7,607,945	0.00	7,607,945	0.00	7,811,843	0.00
TOTAL - PD	5,828,384	0.00	7,607,945	0.00	7,607,945	0.00	7,811,843	0.00
<b>GRAND TOTAL</b>	<b>\$6,704,916</b>	<b>10.41</b>	<b>\$8,868,570</b>	<b>10.09</b>	<b>\$8,868,570</b>	<b>10.09</b>	<b>\$9,072,468</b>	<b>10.09</b>
GENERAL REVENUE	\$509,194	0.61	\$551,390	0.06	\$551,390	0.06	\$755,288	0.06
FEDERAL FUNDS	\$5,813,574	9.80	\$7,935,032	10.03	\$7,935,032	10.03	\$7,935,032	10.03
OTHER FUNDS	\$382,148	0.00	\$382,148	0.00	\$382,148	0.00	\$382,148	0.00

**PROGRAM DESCRIPTION**

<b>Department: Mental Health</b>									
<b>Program Name: School-based Prevention</b>									
<b>Program is found in the following core budget(s): Prevention &amp; Education Services</b>									
	<b>Prevention &amp; Education</b>								<b>TOTAL</b>
<b>GR</b>	-								0
<b>FEDERAL</b>	1,264,177								1,264,177
<b>OTHER</b>	-								0
<b>TOTAL</b>	1,264,177	0	0	0	0	0	0	0	1,264,177

**1. What does this program do?**

School-based prevention programming (Missouri SPIRIT) supports implementation of prevention curricula of proven effectiveness at reducing alcohol and other drug use and reducing incidences of violent behavior among children in grades kindergarten through 12. Age- and grade-appropriate curricula are taught, screening and referral services are available, and support for prevention activities throughout the school are provided. SPIRIT currently operates in four school districts across the state which include Carthage R-IX, Knox Co. R-1, New Madrid Co. R-1, and Ritenour in St. Louis. Specific **program goals** are to: 1) delay onset and decrease use of alcohol, tobacco and other drugs; 2) improve overall school performance; and 3) reduce incidents of violence, including bullying. All aspects of the SPIRIT project are evaluated by a professional prevention evaluation team.

SPIRIT was selected by the Substance Abuse and Mental Health Services Administration (SAMHSA) to receive the national 2010 Service and Science award for exemplary implementation of evidence-based interventions. The evaluation results demonstrate that the program has had a positive impact on attitudes and behaviors of students, decision making skills, bullying, use of substances, age of first use, and overall school performance. School administrators cite SPIRIT has positively impacted their students and schools. Recent research has concluded that every dollar invested in school-based substance use prevention programs potentially saves \$18 in substance use disorder costs (2013 National Drug Control Strategy).

**2. What is the authorization for this program, i.e., federal or state statute, etc.? (Include the federal program number, if applicable.)**

631.010 RSMo.

**3. Are there federal matching requirements? If yes, please explain.**

The federal Substance Abuse Prevention & Treatment Block Grant requires that the state maintain an aggregate level of general revenue spending for treatment and prevention that is greater than or equal to the average of the past two years. (This is called the "Maintenance of Effort," or MOE, requirement.)

**4. Is this a federally mandated program? If yes, please explain.**

No. However, the Substance Abuse Prevention and Treatment Block Grant requires that 20% be expended for prevention activities, such as school-based prevention.

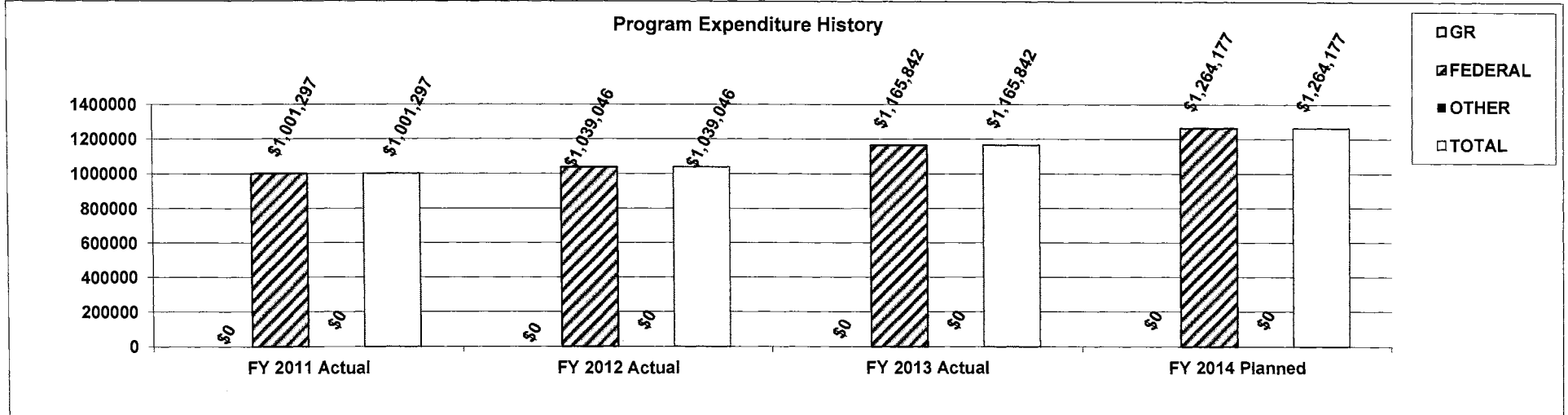
**PROGRAM DESCRIPTION**

**Department: Mental Health**

**Program Name: School-based Prevention**

**Program is found in the following core budget(s): Prevention & Education Services**

**5. Provide actual expenditures for the prior three fiscal years and planned expenditures for the current fiscal year.**



**6. What are the sources of the "Other " funds?**

N/A

**7a. Provide an effectiveness measure.**

SPIRIT and Missouri Substance Use Comparison								
	Cigarettes		Alcohol		Marijuana		Inhalants	
	SPIRIT	Missouri	SPIRIT	Missouri	SPIRIT	Missouri	SPIRIT	Missouri
Past month (30-day)	4.10%	7.80%	10.60%	11.70%	6.50%	5.60%	1.90%	2.70%

**Notes:** SPIRIT, Spring 2012, 6th – 9th grade, n = 889 (average age = 13.57)

Missouri Student Survey (MSS) 2012, 6<sup>th</sup> – 9<sup>th</sup> grade, n = 70,874 (average age = 13.53)

While the difference for Marijuana isn't statistically significant, it is an area the division will continue to monitor closely and address through programming.

*Significance: SPIRIT participants have lower use rates of cigarettes, alcohol, and inhalants compared non-SPIRIT participants.*



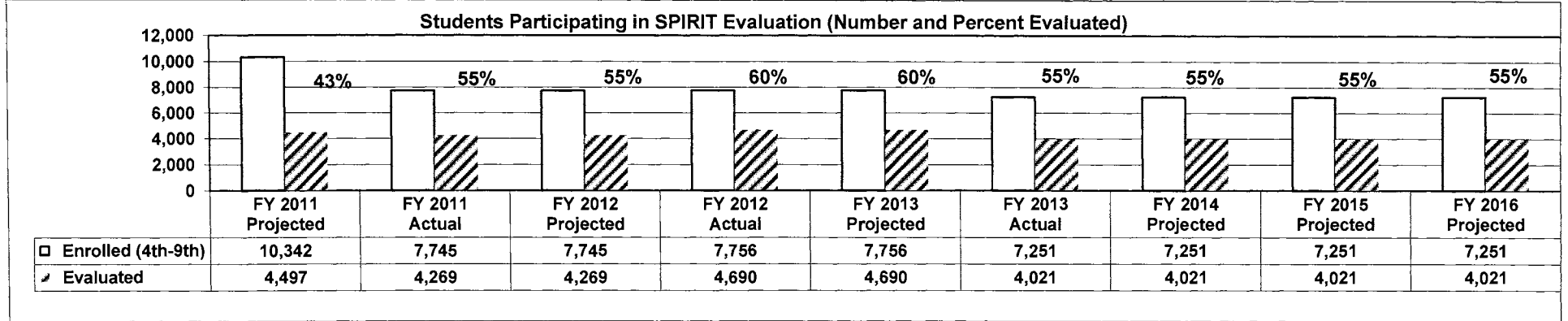
**PROGRAM DESCRIPTION**

**Department: Mental Health**

**Program Name: School-based Prevention**

**Program is found in the following core budget(s): Prevention & Education Services**

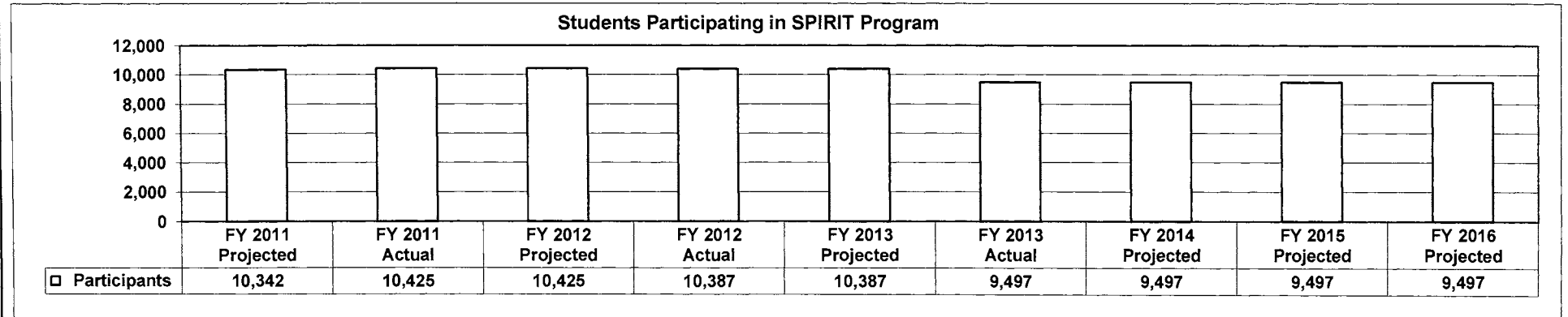
**7b. Provide an efficiency measure.**



**Note:** Evaluation is conducted on participating students in grades 4 through 9 with parental consent.

*Significance: The majority of program participants have chosen, along with parental consent, to participate in the program evaluation.*

**7c. Provide the number of clients/individuals served, if applicable.**



**Note:** Includes Grades K - 12. The FY2013 decrease in student participants is due to phasing out the SPIRIT program at Hickman Mills in Kansas City.

*Significance: The SPIRIT program serves almost 9,500 high-risk youth.*

**7d. Provide a customer satisfaction measure, if available.**

N/A

**PROGRAM DESCRIPTION**

<b>Department: Mental Health</b>									
<b>Program Name: Community-based Prevention</b>									
<b>Program is found in the following core budget(s): Prevention &amp; Education Services</b>									
	<b>Prevention &amp; Education</b>								<b>TOTAL</b>
<b>GR</b>	551,390								551,390
<b>FEDERAL</b>	6,670,855								6,670,855
<b>OTHER</b>	382,148								382,148
<b>TOTAL</b>	7,604,393	0	0	0	0	0	0	0	7,604,393

**1. What does this program do?**

**Community-based prevention programs** provide preventive interventions with children, families, and college students; training, technical assistance, and support for coalitions; prevention evaluation, research, and data analysis; public education and social marketing, and information and referral services. A recent Pew research report estimated that it costs \$250,000 per teen who becomes addicted (The Pew Center for the States, January 2011). Direct prevention services utilize evidence-based programs and strategies and conduct pre- and post-testing and/or evaluations. **Regional Support Centers** provide training, technical assistance and support to community coalitions across the state. There are over 150 Missouri registered coalitions. These coalitions have been highly successful in substance abuse policy change in their communities. **High Risk Youth** programs provide evidence-based prevention services to youth and families with high risk factors for substance use. These programs use curricula that have been rigorously evaluated and determined to be effective at preventing alcohol and other drug use. **College Campus-based Programs** are provided on 14 state-supported and 7 private institutions of higher education. These programs work toward reducing rates of harmful and dangerous drinking on campuses. **Prevention Evaluation** supports all prevention services through the provision of data for assessing prevention needs and program effectiveness. The Missouri Student Survey is included among the evaluation activities. The Behavioral Health Data Tool website provides users with the ability to access and analyze community-level data to support strategic planning and implementation of targeted interventions.

**2. What is the authorization for this program, i.e., federal or state statute, etc.? (Include the federal program number, if applicable.)**

631.010 RSMo.

**3. Are there federal matching requirements? If yes, please explain.**

The federal Substance Abuse Prevention & Treatment Block Grant requires that the state maintain an aggregate level of general revenue spending for treatment and prevention that is greater than or equal to the average of the past two years. (This is called the "Maintenance of Effort," or MOE, requirement.)

**4. Is this a federally mandated program? If yes, please explain.**

No. However, the Substance Abuse and Treatment Block Grant requires that 20% be expended for prevention activities.

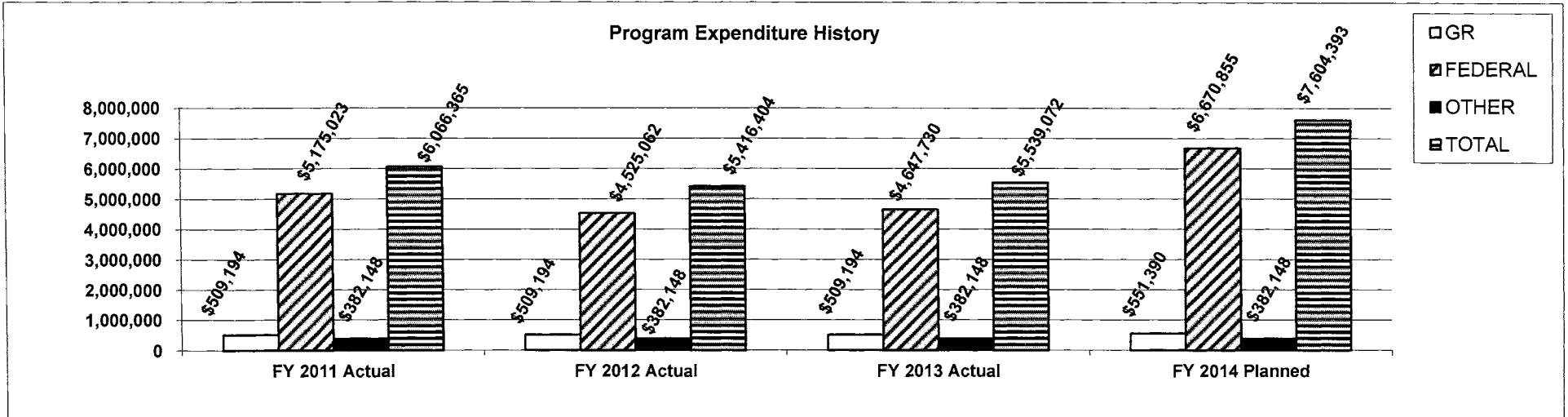
**PROGRAM DESCRIPTION**

**Department: Mental Health**

**Program Name: Community-based Prevention**

**Program is found in the following core budget(s): Prevention & Education Services**

**5. Provide actual expenditures for the prior three fiscal years and planned expenditures for the current fiscal year.**



**Note:** The decrease in expenditures in FY 2012 was due to the reduction of federal authority for the Strategic Prevention Framework State Incentive and the Safe and Drug Free Schools and Communities grants. FY 2014 increase includes authority for the Partnership for Success grant recently awarded for \$594,264/year.

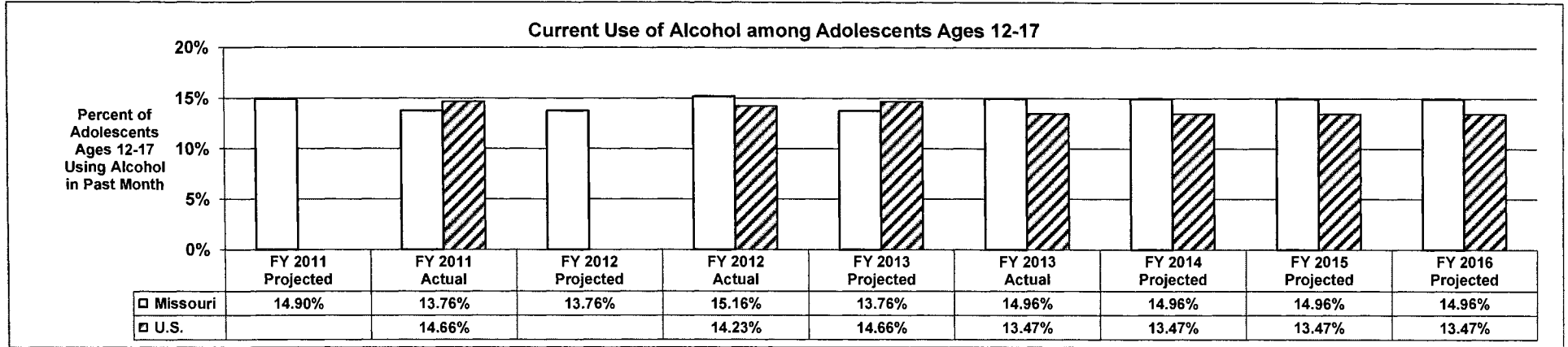
**6. What are the sources of the "Other " funds?**

For FY 2014 Other funds include Healthy Families Trust (HFT) (0625) \$300,000 and Health Initiatives Fund (HIF) (0275) \$82,148.

**PROGRAM DESCRIPTION**

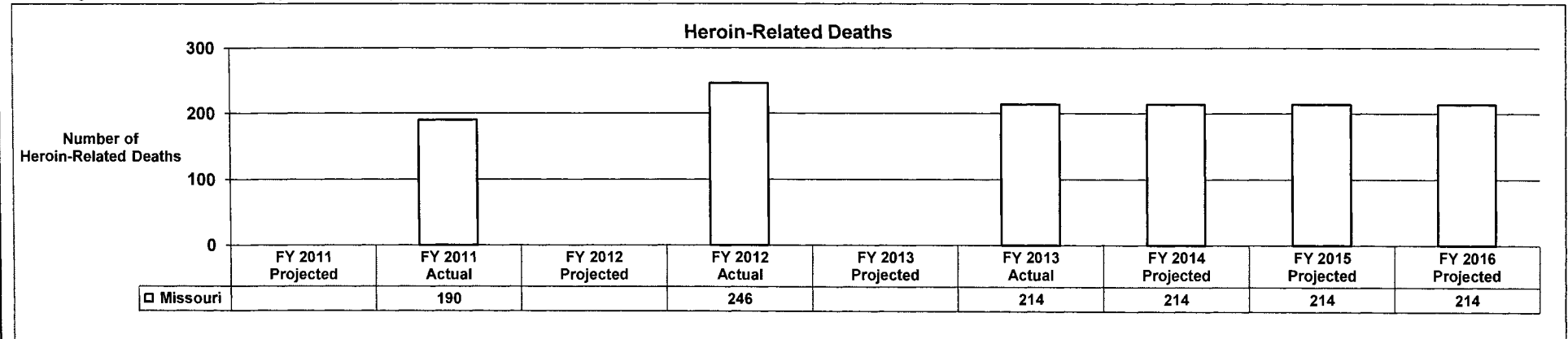
**Department:** Mental Health  
**Program Name:** Community-based Prevention  
**Program is found in the following core budget(s):** Prevention & Education Services

**7a. Provide an effectiveness measure.**



Data Source: U.S. Department of Health and Human Services, National Survey on Drug Use and Health.

Significance: Over the past seven years current alcohol use by Missouri adolescents has fallen from 20.20% to 14.96%.



**Note:** Projections not available for prior years as measure is new in FY 2013.

Data Source: Missouri Department of Health and Senior Services.

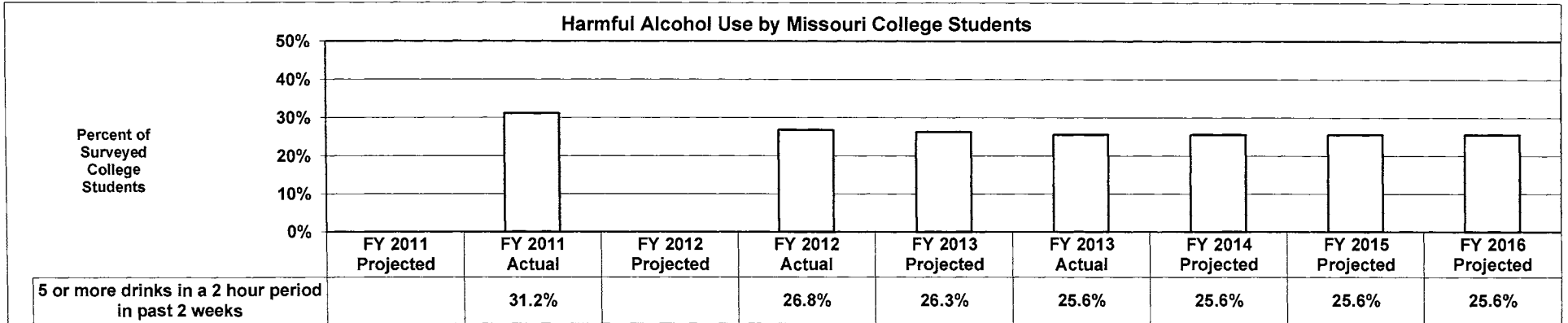
Significance: Although heroin-related deaths had been increasing dramatically in recent years, FY 2013 realized a decline.

**PROGRAM DESCRIPTION**

**Department: Mental Health**

**Program Name: Community-based Prevention**

**Program is found in the following core budget(s): Prevention & Education Services**




Data Source: Missouri College Health Behavior Survey, Partners in Prevention (PIP) Program.

**Note:** Projections not available for prior years as measure was modified in 2012.

*Significance: Progress has been made in reducing the rate of binge drinking at Missouri's universities and college campuses. (In 2002, the state rate was 47.3%.)*

**7b. Provide an efficiency measure.**



**Note:** A modest increase in the number of non-High-Risk Youth served resulted in a drop in the overall average per person cost from FY 2011 to FY 2012. Amount spent to prevent abuser in FY 2011 and FY 2012 revised to reflect actual expenditures.

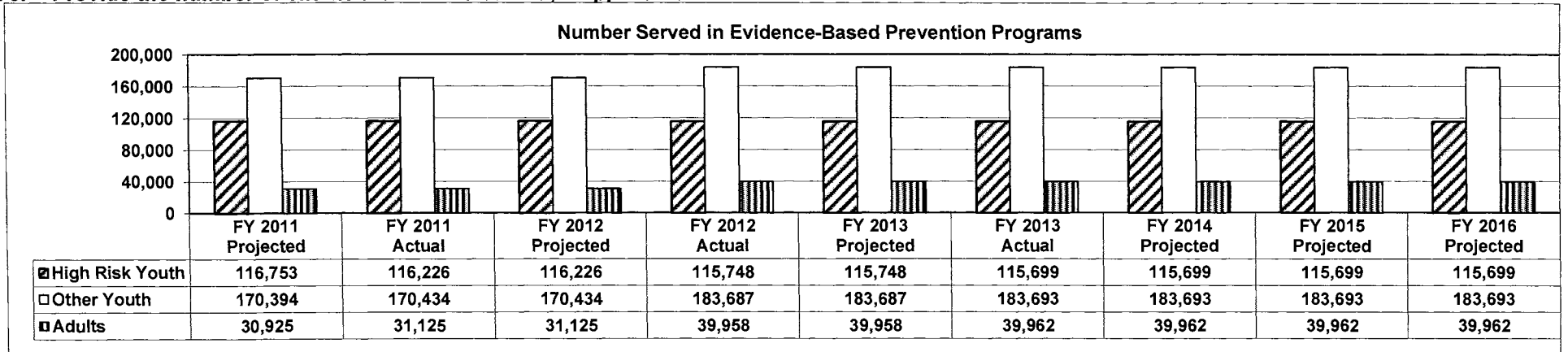
**PROGRAM DESCRIPTION**

**Department: Mental Health**

**Program Name: Community-based Prevention**

**Program is found in the following core budget(s): Prevention & Education Services**

**7c. Provide the number of clients/individuals served, if applicable.**



**7d. Provide a customer satisfaction measure, if available.**

N/A

**NEW DECISION ITEM**

RANK: \_\_\_\_\_ OF \_\_\_\_\_

<b>Department:</b> Mental Health	<b>Budget Unit:</b> 66205C
<b>Division:</b> Alcohol and Drug Abuse	
<b>DI Name:</b> Safe Schools / Healthy Students Grant DI#: 1650010	

**1. AMOUNT OF REQUEST**

	FY 2015 Budget Request			
	GR	Federal	Other	Total
PS	0	64,942	0	64,942
EE	0	28,783	0	28,783
PSD	0	1,984,650	0	1,984,650
TRF	0	0	0	0
<b>Total</b>	<b>0</b>	<b>2,078,375</b>	<b>0</b>	<b>2,078,375</b>
<b>FTE</b>	<b>0.00</b>	<b>0.00</b>	<b>0.00</b>	<b>0.00</b>

	FY 2015 Governor's Recommendation			
	GR	Federal	Other	Total
PS	0	0	0	0
EE	0	0	0	0
PSD	0	0	0	0
TRF	0	0	0	0
<b>Total</b>	<b>0</b>	<b>0</b>	<b>0</b>	<b>0</b>
<b>FTE</b>	<b>0.00</b>	<b>0.00</b>	<b>0.00</b>	<b>0.00</b>

<b>Est. Fringe</b>	0	34,257	0	34,257
--------------------	---	--------	---	--------

*Note: Fringes budgeted in House Bill 5 except for certain fringes budgeted directly to MoDOT, Highway Patrol, and Conservation.*

<b>Est. Fringe</b>	0	0	0	0
--------------------	---	---	---	---

*Note: Fringes budgeted in House Bill 5 except for certain fringes budgeted directly to MoDOT, Highway Patrol, and Conservation.*

Other Funds: None.

Other Funds: None.

**2. THIS REQUEST CAN BE CATEGORIZED AS:**

<input type="checkbox"/> New Legislation	<input checked="" type="checkbox"/> New Program	<input type="checkbox"/> Fund Switch
<input type="checkbox"/> Federal Mandate	<input type="checkbox"/> Program Expansion	<input type="checkbox"/> Cost to Continue
<input type="checkbox"/> GR Pick-Up	<input type="checkbox"/> Space Request	<input type="checkbox"/> Equipment Replacement
<input type="checkbox"/> Pay Plan	<input type="checkbox"/> Other: _____	

**3. WHY IS THIS FUNDING NEEDED? PROVIDE AN EXPLANATION FOR ITEMS CHECKED IN #2. INCLUDE THE FEDERAL OR STATE STATUTORY OR CONSTITUTIONAL AUTHORIZATION FOR THIS PROGRAM.**

The Division of Behavioral Health has applied for the Safe Schools/Healthy Students (SS/HS) State Planning Initiative, which is a comprehensive program designed to promote safe school and community environments and improve the social, emotional, physical health and well-being of children. By building state and local partnerships between child-serving agencies, Missouri will develop a sustainable SS/HS foundation upon which a statewide approach to school-based prevention is built. Three local school districts will serve as the initial sites for this project: Ferguson-Florissant School District in North St. Louis County, Joplin Public Schools in rural Jasper County, and Excelsior Springs in the Northeast Kansas City area. The goals of the program are to promote the healthy development of children from

**NEW DECISION ITEM**

RANK: \_\_\_\_\_ OF \_\_\_\_\_

<b>Department:</b> <u>Mental Health</u>	<b>Budget Unit:</b> <u>66205C</u>
<b>Division:</b> <u>Alcohol and Drug Abuse</u>	
<b>DI Name:</b> <u>Safe Schools / Healthy Students Grant DI#: 1650010</u>	

**3. WHY IS THIS FUNDING NEEDED? PROVIDE AN EXPLANATION FOR ITEMS CHECKED IN #2. INCLUDE THE FEDERAL OR STATE STATUTORY OR CONSTITUTIONAL AUTHORIZATION FOR THIS PROGRAM. (Continued)**

Pre-Kindergarten to 12th grade through programs and activities designed to: 1) promote the development of social and emotional skills among young children; 2) enhance integration, coordination, and availability of behavioral health services in the schools; 3) strengthen connections between the family, schools, and the community to facilitate healthy school environments; 4) reduce risk factors associated with behavioral health problems such as suicide and substance abuse; and 5) identify and address issues, conditions, behaviors, and structures that contribute to unsafe school environments and violence in schools. To achieve these goals, Missouri will use a variety of strategic approaches to implement a wide array of culturally competent, developmentally appropriate evidence-based programs (EBPs), services, policies, and activities driven by the needs of Missouri youths and their families and aligned with the SS/HS elements.

**4. DESCRIBE THE DETAILED ASSUMPTIONS USED TO DERIVE THE SPECIFIC REQUESTED AMOUNT. (How did you determine that the requested number of FTE were appropriate? From what source or standard did you derive the requested levels of funding? Were alternatives such as outsourcing or automation considered? If based on new legislation, does request tie to TAFP fiscal note? If not, explain why. Detail which portions of the request are one-times and how those amounts were calculated.)**

**REQUEST:**

The grant authority request is for \$2,078,375 per year for four years.

HB Section	Approp	Type	Fund	Amount
10.105 ADA Prevention Services	4143	PS	0148	\$ 64,942
10.105 ADA Prevention Services	4144	E&E	0148	\$ 28,783
10.105 ADA Prevention Services	4651	PSD	0148	\$ 1,984,650
			Total	\$ 2,078,375

**GOVERNOR RECOMMENDS:**

The Department of Mental Health did not receive this grant. Therefore, the Governor did not recommend this decision item.



**NEW DECISION ITEM**

RANK: \_\_\_\_\_ OF \_\_\_\_\_

<b>Department:</b> Mental Health	<b>Budget Unit:</b> 66205C
<b>Division:</b> Alcohol and Drug Abuse	
<b>DI Name:</b> Safe Schools / Healthy Students Grant DI#: 1650010	

**5. BREAK DOWN THE REQUEST BY BUDGET OBJECT CLASS, JOB CLASS, AND FUND SOURCE. IDENTIFY ONE-TIME COSTS.**

Budget Object Class/Job Class	Dept Req GR DOLLARS	Dept Req GR FTE	Dept Req FED DOLLARS	Dept Req FED FTE	Dept Req OTHER DOLLARS	Dept Req OTHER FTE	Dept Req TOTAL DOLLARS	Dept Req TOTAL FTE	Dept Req One-Time DOLLARS
Program Specialist II (004539)			45,108				45,108	0.00	
Fiscal & Admin Mgr B2 (008029)			2,805				2,805	0.00	
Mental Health Mgr B2 (008147)			13,653				13,653	0.00	
Special Asst Official & Admstr (009870)			3,376				3,376	0.00	
<b>Total PS</b>	<b>0</b>	<b>0.00</b>	<b>64,942</b>	<b>0.00</b>	<b>0</b>	<b>0.00</b>	<b>64,942</b>	<b>0.00</b>	<b>0</b>
Travel, In State (BOBC 140)			17,142				17,142		
Travel, Out of State (BOBC 160)			2,406				2,406		
Supplies (BOBC 190)			9,235				9,235		
<b>Total EE</b>	<b>0</b>		<b>28,783</b>		<b>0</b>		<b>28,783</b>		<b>0</b>
Program Distributions (BOBC 800)			1,984,650				1,984,650		
<b>Total PSD</b>	<b>0</b>		<b>1,984,650</b>		<b>0</b>		<b>1,984,650</b>		<b>0</b>
<b>Grand Total</b>	<b>0</b>	<b>0.00</b>	<b>2,078,375</b>	<b>0.00</b>	<b>0</b>	<b>0.00</b>	<b>2,078,375</b>	<b>0.00</b>	<b>0</b>

Budget Object Class/Job Class	Gov Rec GR DOLLARS	Gov Rec GR FTE	Gov Rec FED DOLLARS	Gov Rec FED FTE	Gov Rec OTHER DOLLARS	Gov Rec OTHER FTE	Gov Rec TOTAL DOLLARS	Gov Rec TOTAL FTE	Gov Rec One-Time DOLLARS

The Governor did not recommend this decision item.

**NEW DECISION ITEM**

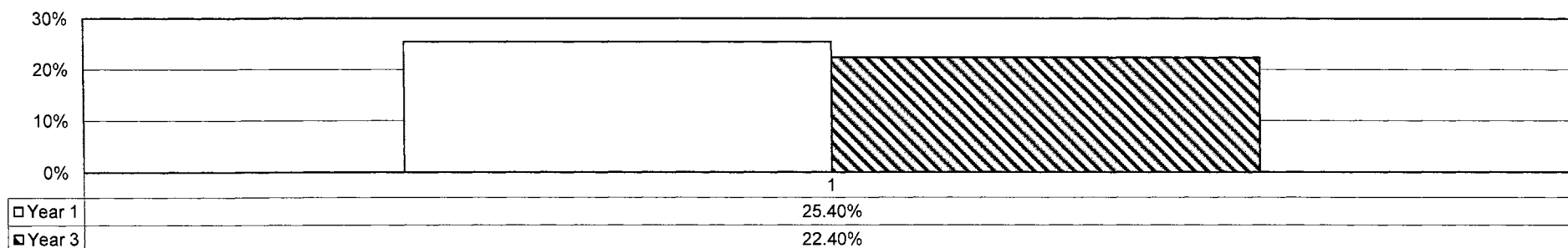
RANK: \_\_\_\_\_ OF \_\_\_\_\_

<b>Department:</b> Mental Health	<b>Budget Unit:</b> 66205C
<b>Division:</b> Alcohol and Drug Abuse	
<b>DI Name:</b> Safe Schools / Healthy Students Grant DI#: 1650010	

**6. PERFORMANCE MEASURES (If new decision item has an associated core, separately identify projected performance with & without additional funding.)**

**6a. Provide an effectiveness measure.**

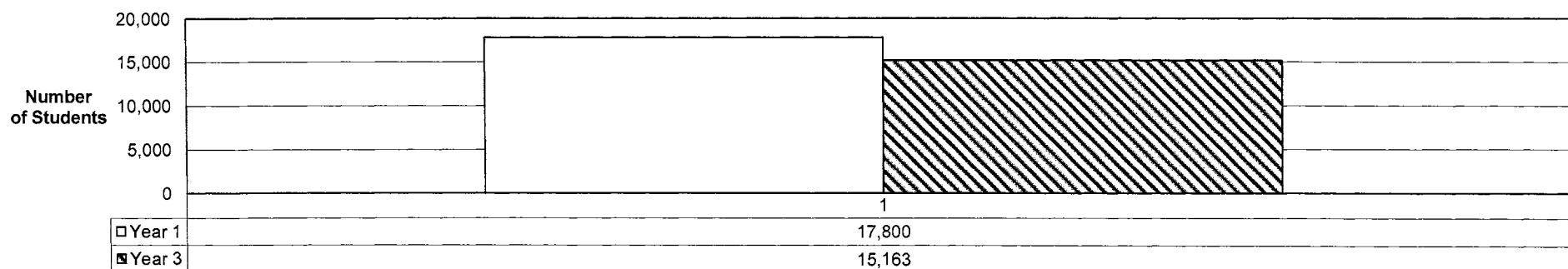
**Percent of Students Currently Using Alcohol**



Data Source: Safe Schools Healthy Students, National Evaluation Data Brief - Reduced Alcohol Use (January 2012)

Significance: The Safe Schools Healthy Students Program shows a reduction in the percent of students using alcohol.

**Reduction in Number of Students Involved in Violent Incidents**



Data Source: Safe Schools Healthy Students, National Evaluation Data Brief - School Violence Prevention (October 2009)

Significance: The Safe Schools Healthy Students Program shows a reduction in the number of violent incidents.

**NEW DECISION ITEM**


RANK: \_\_\_\_\_ OF \_\_\_\_\_

<b>Department:</b> Mental Health	<b>Budget Unit:</b> 66205C
<b>Division:</b> Alcohol and Drug Abuse	
<b>DI Name:</b> Safe Schools / Healthy Students Grant DI#: 1650010	

**6. PERFORMANCE MEASURES (Continued)**

**6b. Provide an efficiency measure.**

**Average Annual Contribution in Taxes Over Any Government Benefits**




Data Source: Safe Schools Healthy Students, National Evaluation Data Brief: Graduation Rates (February, 2012)

Significance: The average annual benefit of a high school graduate to taxpayers is \$6,135.

**6c. Provide the number of clients/individuals served, if applicable.**

**Number Served**



**6d. Provide a customer satisfaction measure, if available.**

N/A

**NEW DECISION ITEM**

**RANK:** \_\_\_\_\_ **OF** \_\_\_\_\_

<b>Department:</b> <u>Mental Health</u>	<b>Budget Unit:</b> <u>66205C</u>
<b>Division:</b> <u>Alcohol and Drug Abuse</u>	
<b>DI Name:</b> <u>Safe Schools / Healthy Students Grant DI#: 1650010</u>	

**7. STRATEGIES TO ACHIEVE THE PERFORMANCE MEASUREMENT TARGETS:**

To achieve these goals, a variety of strategic approaches will be used to implement a wide array of culturally competent, developmentally appropriate evidence-based programs, services, policies, and activities driven by the needs of Missouri youths and their families and aligned with the five SS/HS elements. As strategies are to be driven by data based decision making, each school will conduct a Needs / Resource and Readiness Assessment in Year 1 and then write a strategic plan based upon this assessment.

**REPORT 10 - FY 2015 GOVERNOR RECOMMENDS**

**DECISION ITEM DETAIL**

Budget Unit	FY 2013	FY 2013	FY 2014	FY 2014	FY 2015	FY 2015	FY 2015	FY 2015
Decision Item	ACTUAL	ACTUAL	BUDGET	BUDGET	DEPT REQ	DEPT REQ	GOV REC	GOV REC
Budget Object Class	DOLLAR	FTE	DOLLAR	FTE	DOLLAR	FTE	DOLLAR	FTE
<b>PREVENTION &amp; EDU SERVS</b>								
<b>Safe Schools/Healthy Students - 1650010</b>								
PROGRAM SPECIALIST II MH	0	0.00	0	0.00	45,108	0.00	0	0.00
FISCAL & ADMINISTRATIVE MGR B2	0	0.00	0	0.00	2,805	0.00	0	0.00
MENTAL HEALTH MGR B2	0	0.00	0	0.00	13,653	0.00	0	0.00
SPECIAL ASST OFFICIAL & ADMSTR	0	0.00	0	0.00	3,376	0.00	0	0.00
<b>TOTAL - PS</b>	<b>0</b>	<b>0.00</b>	<b>0</b>	<b>0.00</b>	<b>64,942</b>	<b>0.00</b>	<b>0</b>	<b>0.00</b>
TRAVEL, IN-STATE	0	0.00	0	0.00	17,142	0.00	0	0.00
TRAVEL, OUT-OF-STATE	0	0.00	0	0.00	2,406	0.00	0	0.00
SUPPLIES	0	0.00	0	0.00	9,235	0.00	0	0.00
<b>TOTAL - EE</b>	<b>0</b>	<b>0.00</b>	<b>0</b>	<b>0.00</b>	<b>28,783</b>	<b>0.00</b>	<b>0</b>	<b>0.00</b>
PROGRAM DISTRIBUTIONS	0	0.00	0	0.00	1,984,650	0.00	0	0.00
<b>TOTAL - PD</b>	<b>0</b>	<b>0.00</b>	<b>0</b>	<b>0.00</b>	<b>1,984,650</b>	<b>0.00</b>	<b>0</b>	<b>0.00</b>
<b>GRAND TOTAL</b>	<b>\$0</b>	<b>0.00</b>	<b>\$0</b>	<b>0.00</b>	<b>\$2,078,375</b>	<b>0.00</b>	<b>\$0</b>	<b>0.00</b>
<b>GENERAL REVENUE</b>	<b>\$0</b>	<b>0.00</b>	<b>\$0</b>	<b>0.00</b>	<b>\$0</b>	<b>0.00</b>		<b>0.00</b>
<b>FEDERAL FUNDS</b>	<b>\$0</b>	<b>0.00</b>	<b>\$0</b>	<b>0.00</b>	<b>\$2,078,375</b>	<b>0.00</b>		<b>0.00</b>
<b>OTHER FUNDS</b>	<b>\$0</b>	<b>0.00</b>	<b>\$0</b>	<b>0.00</b>	<b>\$0</b>	<b>0.00</b>		<b>0.00</b>

**Treatment  
Services**

**REPORT 9 - FY 2015 GOVERNOR RECOMMENDS**

**DECISION ITEM SUMMARY**

Budget Unit									
Decision Item	FY 2013	FY 2013	FY 2014	FY 2014	FY 2015	FY 2015	FY 2015	FY 2015	FY 2015
Budget Object Summary	ACTUAL	ACTUAL	BUDGET	BUDGET	DEPT REQ	DEPT REQ	GOV REC	GOV REC	GOV REC
Fund	DOLLAR	FTE	DOLLAR	FTE	DOLLAR	FTE	DOLLAR	FTE	FTE
<b>ADA TREATMENT SERVICES</b>									
<b>CORE</b>									
<b>PERSONAL SERVICES</b>									
GENERAL REVENUE	494,390	10.53	512,856	11.09	512,856	11.09	512,856	11.09	11.09
DEPT MENTAL HEALTH	773,459	17.21	966,677	22.24	966,677	22.24	966,677	22.24	22.24
TOTAL - PS	1,267,849	27.74	1,479,533	33.33	1,479,533	33.33	1,479,533	33.33	33.33
<b>EXPENSE &amp; EQUIPMENT</b>									
DEPT MENTAL HEALTH	3,020,688	0.00	3,730,801	0.00	3,730,801	0.00	3,730,801	0.00	0.00
TOTAL - EE	3,020,688	0.00	3,730,801	0.00	3,730,801	0.00	3,730,801	0.00	0.00
<b>PROGRAM-SPECIFIC</b>									
GENERAL REVENUE	34,186,887	0.00	36,963,304	0.00	35,963,304	0.00	35,277,895	0.00	0.00
DEPT MENTAL HEALTH	48,722,012	0.00	62,516,528	0.00	65,164,607	0.00	65,164,607	0.00	0.00
MH INTERAGENCY PAYMENTS	0	0.00	30,000	0.00	30,000	0.00	30,000	0.00	0.00
HEALTH INITIATIVES	6,266,705	0.00	6,268,687	0.00	6,268,687	0.00	6,268,687	0.00	0.00
INMATE	3,513,779	0.00	3,513,779	0.00	3,513,779	0.00	3,513,779	0.00	0.00
HEALTHY FAMILIES TRUST	2,042,205	0.00	2,043,479	0.00	2,043,479	0.00	2,043,479	0.00	0.00
DMH LOCAL TAX MATCHING FUND	410,697	0.00	625,275	0.00	625,275	0.00	625,275	0.00	0.00
TOTAL - PD	95,142,285	0.00	111,961,052	0.00	113,609,131	0.00	112,923,722	0.00	0.00
<b>TOTAL</b>	<b>99,430,822</b>	<b>27.74</b>	<b>117,171,386</b>	<b>33.33</b>	<b>118,819,465</b>	<b>33.33</b>	<b>118,134,056</b>	<b>33.33</b>	<b>33.33</b>
<b>Pay Plan FY14-Cost to Continue - 0000014</b>									
<b>PERSONAL SERVICES</b>									
GENERAL REVENUE	0	0.00	0	0.00	2,773	0.00	2,773	0.00	0.00
DEPT MENTAL HEALTH	0	0.00	0	0.00	5,561	0.00	5,561	0.00	0.00
TOTAL - PS	0	0.00	0	0.00	8,334	0.00	8,334	0.00	0.00
<b>TOTAL</b>	<b>0</b>	<b>0.00</b>	<b>0</b>	<b>0.00</b>	<b>8,334</b>	<b>0.00</b>	<b>8,334</b>	<b>0.00</b>	<b>0.00</b>
<b>Pay Plan FY15-COLA - 0000015</b>									
<b>PERSONAL SERVICES</b>									
GENERAL REVENUE	0	0.00	0	0.00	0	0.00	7,170	0.00	0.00
DEPT MENTAL HEALTH	0	0.00	0	0.00	0	0.00	13,366	0.00	0.00
TOTAL - PS	0	0.00	0	0.00	0	0.00	20,536	0.00	0.00
<b>TOTAL</b>	<b>0</b>	<b>0.00</b>	<b>0</b>	<b>0.00</b>	<b>0</b>	<b>0.00</b>	<b>20,536</b>	<b>0.00</b>	<b>0.00</b>

1/29/14 14:23

im\_disummary

**REPORT 9 - FY 2015 GOVERNOR RECOMMENDS**

**DECISION ITEM SUMMARY**

Budget Unit								
Decision Item	FY 2013	FY 2013	FY 2014	FY 2014	FY 2015	FY 2015	FY 2015	FY 2015
Budget Object Summary	ACTUAL	ACTUAL	BUDGET	BUDGET	DEPT REQ	DEPT REQ	GOV REC	GOV REC
Fund	DOLLAR	FTE	DOLLAR	FTE	DOLLAR	FTE	DOLLAR	FTE
<b>ADA TREATMENT SERVICES</b>								
<b>PAB Recommended Position Incrs - 0000016</b>								
PERSONAL SERVICES								
GENERAL REVENUE	0	0.00	0	0.00	0	0.00	5,949	0.00
TOTAL - PS	0	0.00	0	0.00	0	0.00	5,949	0.00
<b>TOTAL</b>	<b>0</b>	<b>0.00</b>	<b>0</b>	<b>0.00</b>	<b>0</b>	<b>0.00</b>	<b>5,949</b>	<b>0.00</b>
<b>Increased Medication Costs - 1650003</b>								
EXPENSE & EQUIPMENT								
GENERAL REVENUE	0	0.00	0	0.00	163,452	0.00	0	0.00
TOTAL - EE	0	0.00	0	0.00	163,452	0.00	0	0.00
PROGRAM-SPECIFIC								
GENERAL REVENUE	0	0.00	0	0.00	1,928,575	0.00	0	0.00
TOTAL - PD	0	0.00	0	0.00	1,928,575	0.00	0	0.00
<b>TOTAL</b>	<b>0</b>	<b>0.00</b>	<b>0</b>	<b>0.00</b>	<b>2,092,027</b>	<b>0.00</b>	<b>0</b>	<b>0.00</b>
<b>Additional MHLTMF Authority - 1650011</b>								
PROGRAM-SPECIFIC								
DEPT MENTAL HEALTH	0	0.00	0	0.00	0	0.00	17,097	0.00
DMH LOCAL TAX MATCHING FUND	0	0.00	0	0.00	0	0.00	10,000	0.00
TOTAL - PD	0	0.00	0	0.00	0	0.00	27,097	0.00
<b>TOTAL</b>	<b>0</b>	<b>0.00</b>	<b>0</b>	<b>0.00</b>	<b>0</b>	<b>0.00</b>	<b>27,097</b>	<b>0.00</b>
<b>DMH Prov Rate Inc CTC - 1650020</b>								
PROGRAM-SPECIFIC								
GENERAL REVENUE	0	0.00	0	0.00	862,966	0.00	0	0.00
TOTAL - PD	0	0.00	0	0.00	862,966	0.00	0	0.00
<b>TOTAL</b>	<b>0</b>	<b>0.00</b>	<b>0</b>	<b>0.00</b>	<b>862,966</b>	<b>0.00</b>	<b>0</b>	<b>0.00</b>

1/29/14 14:23

im\_disummary



**REPORT 9 - FY 2015 GOVERNOR RECOMMENDS**

**DECISION ITEM SUMMARY**

Budget Unit								
Decision Item	FY 2013	FY 2013	FY 2014	FY 2014	FY 2015	FY 2015	FY 2015	FY 2015
Budget Object Summary	ACTUAL	ACTUAL	BUDGET	BUDGET	DEPT REQ	DEPT REQ	GOV REC	GOV REC
Fund	DOLLAR	FTE	DOLLAR	FTE	DOLLAR	FTE	DOLLAR	FTE
<b>ADA TREATMENT SERVICES</b>								
<b>DMH Medicaid Expansion - 1650021</b>								
PROGRAM-SPECIFIC								
DEPT MENTAL HEALTH	0	0.00	0	0.00	0	0.00	47,205,674	0.00
TOTAL - PD	0	0.00	0	0.00	0	0.00	47,205,674	0.00
<b>TOTAL</b>	<b>0</b>	<b>0.00</b>	<b>0</b>	<b>0.00</b>	<b>0</b>	<b>0.00</b>	<b>47,205,674</b>	<b>0.00</b>
<b>DMH FMAP Core Adjustment - 1650022</b>								
PROGRAM-SPECIFIC								
DEPT MENTAL HEALTH	0	0.00	0	0.00	0	0.00	695,104	0.00
TOTAL - PD	0	0.00	0	0.00	0	0.00	695,104	0.00
<b>TOTAL</b>	<b>0</b>	<b>0.00</b>	<b>0</b>	<b>0.00</b>	<b>0</b>	<b>0.00</b>	<b>695,104</b>	<b>0.00</b>
<b>DMH Provider Rate Increase - 1650025</b>								
EXPENSE & EQUIPMENT								
GENERAL REVENUE	0	0.00	0	0.00	0	0.00	3,600	0.00
TOTAL - EE	0	0.00	0	0.00	0	0.00	3,600	0.00
PROGRAM-SPECIFIC								
GENERAL REVENUE	0	0.00	0	0.00	0	0.00	1,668,087	0.00
DEPT MENTAL HEALTH	0	0.00	0	0.00	0	0.00	662,597	0.00
MH INTERAGENCY PAYMENTS	0	0.00	0	0.00	0	0.00	600	0.00
TOTAL - PD	0	0.00	0	0.00	0	0.00	2,331,284	0.00
<b>TOTAL</b>	<b>0</b>	<b>0.00</b>	<b>0</b>	<b>0.00</b>	<b>0</b>	<b>0.00</b>	<b>2,334,884</b>	<b>0.00</b>
<b>GRAND TOTAL</b>	<b>\$99,430,822</b>	<b>27.74</b>	<b>\$117,171,386</b>	<b>33.33</b>	<b>\$121,782,792</b>	<b>33.33</b>	<b>\$168,431,634</b>	<b>33.33</b>

**CORE DECISION ITEM**

<b>Department:</b>	<b>Mental Health</b>	<b>Budget Unit:</b>	<b>66325C</b>
<b>Division:</b>	<b>Alcohol and Drug Abuse</b>		
<b>Core:</b>	<b>ADA Treatment Services</b>		

**1. CORE FINANCIAL SUMMARY**

	FY 2015 Budget Request					FY 2015 Governor's Recommendation			
	GR	Federal	Other	Total		GR	Federal	Other	Total
<b>PS</b>	512,856	966,677	0	1,479,533	<b>PS</b>	512,856	966,677	0	1,479,533
<b>EE</b>	0	3,730,801	0	3,730,801	<b>EE</b>	0	3,730,801	0	3,730,801
<b>PSD</b>	35,963,304	65,164,607	12,481,220	113,609,131	<b>PSD</b>	35,277,895	65,164,607	12,481,220	112,923,722
<b>TRF</b>	0	0	0	0	<b>TRF</b>	0	0	0	0
<b>Total</b>	<b>36,476,160</b>	<b>69,862,085</b>	<b>12,481,220</b>	<b>118,819,465</b>	<b>Total</b>	<b>35,790,751</b>	<b>69,862,085</b>	<b>12,481,220</b>	<b>118,134,056</b>
<b>FTE</b>	<b>11.09</b>	<b>22.24</b>	<b>0.00</b>	<b>33.33</b>	<b>FTE</b>	<b>11.09</b>	<b>22.24</b>	<b>0.00</b>	<b>33.33</b>

<b>Est. Fringe</b>	270,532	509,922	0	780,454
--------------------	---------	---------	---	---------

*Note: Fringes budgeted in House Bill 5 except for certain fringes budgeted directly to MoDOT, Highway Patrol, and Conservation.*

<b>Est. Fringe</b>	270,532	509,922	0	780,454
--------------------	---------	---------	---	---------

*Note: Fringes budgeted in House Bill 5 except for certain fringes budgeted directly to MoDOT, Highway Patrol, and Conservation.*

Other Funds: Health Initiatives Fund (HIF) (0275) \$6,268,687  
 Inmate Revolving Fund (IRF) (0540) \$3,513,779  
 Healthy Families Trust (HFT) (0625) \$2,043,479  
 Mental Health Local Tax Match Fund (MHLTMF) (0930) \$625,275  
 Mental Health Interagency Payment Fund (0109) \$30,000

Other Funds: Health Initiatives Fund (HIF) (0275) \$6,268,687  
 Inmate Revolving Fund (IRF) (0540) \$3,513,779  
 Healthy Families Trust (HFT) (0625) \$2,043,479  
 Mental Health Local Tax Match Fund (MHLTMF) (0930) \$625,275  
 Mental Health Interagency Payment Fund (0109) \$30,000

**2. CORE DESCRIPTION**

The Division of Behavioral Health (DBH) contracts with community providers for substance abuse treatment services. DBH funded services for individuals with substance use disorders are provided to priority populations including: Medicaid-covered individuals, pregnant women, offenders under the supervision of the Department of Corrections and drug courts, intravenous (IV) drug abusers, and people under civil involuntary commitment for danger to self or others.

Treatment sites are located across the state offering multiple levels of care in order to provide Missourians with access to treatment. Services include detoxification, assessment, day treatment, individual and group counseling, family therapy, group education, physician services and medications, and community support. Residential support, the provision of 24-hour a day supervision and structure, is available as clinically appropriate. The goals of treatment include abstinence from alcohol and other drugs; eliminating criminal behavior; increasing productivity at work and school; securing stable housing; and increasing social connectedness. There are two major

**CORE DECISION ITEM**

<b>Department:</b>	<b>Mental Health</b>	<b>Budget Unit:</b> <u>66325C</u>
<b>Division:</b>	<b>Alcohol and Drug Abuse</b>	
<b>Core:</b>	<b>ADA Treatment Services</b>	

**2. CORE DESCRIPTION (Continued)**

program types: Primary Recovery and Comprehensive Substance Treatment and Rehabilitation (CSTAR). CSTAR is the only intensive substance abuse treatment in Missouri reimbursed under Medicaid. The following specialized programs are available under the CSTAR model: Women and Children, Adolescents, and Opioid. There are also CSTAR programs for the general population. Additionally, Medically Monitored Inpatient Detoxification is available in some CSTAR programs, providing moderate medical support for those withdrawing from drugs and/or alcohol. The Division contracts with 20 primary recovery programs, 37 recovery support programs, and 64 CSTAR programs. One opioid program is operated directly by DBH. Treatment services at all programs are subject to clinical utilization review to promote service delivery that is necessary, appropriate, and provided in accordance with admission criteria and service definitions.

**3. PROGRAM LISTING (list programs included in this core funding)**

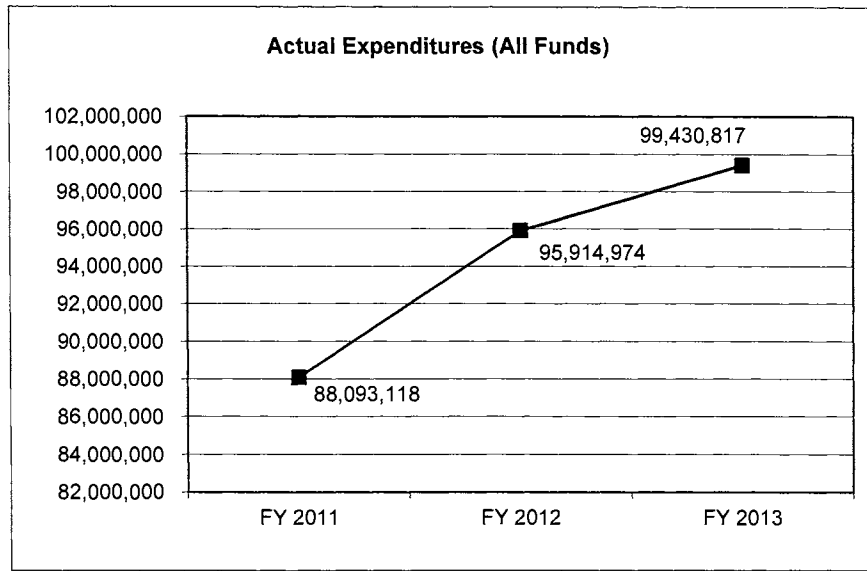
Comprehensive Substance Abuse Treatment and Rehabilitation (CSTAR)  
Primary Recovery

**CORE DECISION ITEM**

<b>Department:</b>	<b>Mental Health</b>	<b>Budget Unit:</b>	<b>66325C</b>
<b>Division:</b>	<b>Alcohol and Drug Abuse</b>		
<b>Core:</b>	<b>ADA Treatment Services</b>		

**4. FINANCIAL HISTORY**

	FY 2011 Actual	FY 2012 Actual	FY 2013 Actual	FY 2014 Current Yr.
Appropriation (All Funds)	98,301,718	97,669,351	110,527,849	117,171,386
Less Reverted (All Funds)	(1,763,955)	0	(28,323)	N/A
Budget Authority (All Funds)	96,537,763	97,669,351	110,499,526	N/A
Actual Expenditures (All Funds)	88,093,118	95,914,974	99,430,817	N/A
Unexpended (All Funds)	8,444,645	1,754,377	11,068,709	N/A
Unexpended, by Fund:				
General Revenue	0	0	2	N/A
Federal	7,758,262	1,403,216	10,824,539	N/A
Other	686,382	351,160	244,168	N/A
		<b>(1)</b>	<b>(2)</b>	<b>(3)</b>



Reverted includes Governor's standard 3 percent reserve (when applicable) and any extraordinary withholdings.

**NOTES:**

- (1) Increase in expenditures is due to increased medications and physician services and an increase in services to the uninsured.
- (2) Increased federal appropriation 4149 by \$5,247,383 to allow provider payments in CIMOR. In addition, increased spending was due to new utilization increase funding.
- (3) Increase in appropriation from FY 2013 to FY 2014 is due to provider rate increase, utilization increase and additional authority due to the removal of the "E" appropriation.

**CORE RECONCILIATION DETAIL**

**DEPARTMENT OF MENTAL HEALTH  
ADA TREATMENT SERVICES**

**5. CORE RECONCILIATION DETAIL**

			<b>Budget Class</b>	<b>FTE</b>	<b>GR</b>	<b>Federal</b>	<b>Other</b>	<b>Total</b>	<b>Explanation</b>
<b>TAFP AFTER VETOES</b>									
			PS	33.33	512,856	966,677	0	1,479,533	
			EE	0.00	0	3,730,801	0	3,730,801	
			PD	0.00	36,963,304	62,516,528	12,481,220	111,961,052	
			<b>Total</b>	<b>33.33</b>	<b>37,476,160</b>	<b>67,214,006</b>	<b>12,481,220</b>	<b>117,171,386</b>	
<b>DEPARTMENT CORE ADJUSTMENTS</b>									
1x Expenditures	921	8661	PD	0.00	(1,000,000)	0	0	(1,000,000)	Reduction of one-time funding in ADA Treatment for the FY 2014 ADA Treatment Services for Offenders new decision item.
Core Reallocation	820	4148	PS	0.00	0	0	0	0	
Core Reallocation	899	6677	PD	0.00	0	2,648,079	0	2,648,079	Reallocation of federal authority from ACP to ADA Treatment Services for Disease Management consumers.
Core Reallocation	1399	4147	PD	0.00	(460,850)	0	0	(460,850)	Reallocation of funding from Non-Medicaid to Medicaid related to the FY 2014 Provider Rate Increase to align authority with projected spending.
Core Reallocation	1399	2040	PD	0.00	460,850	0	0	460,850	Reallocation of funding from Non-Medicaid to Medicaid related to the FY 2014 Provider Rate Increase to align authority with projected spending.
<b>NET DEPARTMENT CHANGES</b>				<b>0.00</b>	<b>(1,000,000)</b>	<b>2,648,079</b>	<b>0</b>	<b>1,648,079</b>	
<b>DEPARTMENT CORE REQUEST</b>									
			PS	33.33	512,856	966,677	0	1,479,533	

**CORE RECONCILIATION DETAIL**

**DEPARTMENT OF MENTAL HEALTH  
ADA TREATMENT SERVICES**

**5. CORE RECONCILIATION DETAIL**

	<b>Budget Class</b>	<b>FTE</b>	<b>GR</b>	<b>Federal</b>	<b>Other</b>	<b>Total</b>	<b>Explanation</b>
<b>DEPARTMENT CORE REQUEST</b>							
	EE	0.00	0	3,730,801	0	3,730,801	
	PD	0.00	35,963,304	65,164,607	12,481,220	113,609,131	
	<b>Total</b>	<b>33.33</b>	<b>36,476,160</b>	<b>69,862,085</b>	<b>12,481,220</b>	<b>118,819,465</b>	
<b>GOVERNOR'S ADDITIONAL CORE ADJUSTMENTS</b>							
Core Reduction	2066 2040 PD	0.00	(481,511)	0	0	(481,511)	Core Reduction
Core Reallocation	2062 2040 PD	0.00	(203,898)	0	0	(203,898)	Core Reallocation to prevention and education services
<b>NET GOVERNOR CHANGES</b>		<b>0.00</b>	<b>(685,409)</b>	<b>0</b>	<b>0</b>	<b>(685,409)</b>	
<b>GOVERNOR'S RECOMMENDED CORE</b>							
	PS	33.33	512,856	966,677	0	1,479,533	
	EE	0.00	0	3,730,801	0	3,730,801	
	PD	0.00	35,277,895	65,164,607	12,481,220	112,923,722	
	<b>Total</b>	<b>33.33</b>	<b>35,790,751</b>	<b>69,862,085</b>	<b>12,481,220</b>	<b>118,134,056</b>	

**REPORT 10 - FY 2015 GOVERNOR RECOMMENDS**

**DECISION ITEM DETAIL**

Budget Unit	FY 2013	FY 2013	FY 2014	FY 2014	FY 2015	FY 2015	FY 2015	FY 2015
Decision Item	ACTUAL	ACTUAL	BUDGET	BUDGET	DEPT REQ	DEPT REQ	GOV REC	GOV REC
Budget Object Class	DOLLAR	FTE	DOLLAR	FTE	DOLLAR	FTE	DOLLAR	FTE
<b>ADA TREATMENT SERVICES</b>								
<b>CORE</b>								
ADMIN OFFICE SUPPORT ASSISTANT	31,211	1.00	31,512	1.00	60,908	2.00	60,908	2.00
SR OFC SUPPORT ASST (STENO)	24,130	0.75	32,425	1.00	32,465	1.00	32,465	1.00
OFFICE SUPPORT ASST (KEYBRD)	25,864	1.00	26,155	1.00	26,134	1.00	26,134	1.00
SR OFC SUPPORT ASST (KEYBRD)	52,944	1.98	54,027	2.00	27,418	1.00	27,418	1.00
MANAGEMENT ANALYSIS SPEC I	8,052	0.20	0	0.00	0	0.00	0	0.00
HOUSING DEVELOPMENT OFCR I	40,227	1.00	40,510	1.00	40,510	1.00	40,510	1.00
HOUSING DEVELOPMENT OFCR II	11,984	0.30	12,076	0.29	12,066	0.29	12,066	0.29
AFFORDABLE HOUSING CNSLT MH	105,346	2.00	106,030	2.00	105,932	2.00	105,932	2.00
LPN I GEN	26,766	0.80	0	0.00	0	0.00	0	0.00
LPN II GEN	37,878	1.11	72,658	2.00	68,108	2.00	68,108	2.00
REGISTERED NURSE	39,864	0.88	47,952	1.00	46,210	1.00	46,210	1.00
REGISTERED NURSE SENIOR	52,134	1.00	54,491	1.00	52,426	1.00	52,426	1.00
AREA SUB ABUSE TRTMNT COOR	203,151	3.84	213,082	4.00	212,908	4.00	212,908	4.00
SUBSTANCE ABUSE CNSLR II	175,239	4.68	189,513	5.00	188,666	5.00	188,666	5.00
SUBSTANCE ABUSE CNSLR III	42,517	1.00	42,837	1.00	42,802	1.00	42,802	1.00
PROGRAM SPECIALIST II MH	103,279	2.28	182,932	4.10	192,943	4.40	192,943	4.40
MENTAL HEALTH MGR B2	92,628	1.54	114,071	2.00	113,965	2.00	113,965	2.00
MISCELLANEOUS PROFESSIONAL	3,570	0.09	54,239	1.94	24,207	1.25	24,207	1.25
MEDICAL ADMINISTRATOR	43,875	0.28	57,246	1.00	55,859	1.00	55,859	1.00
SPECIAL ASST OFFICIAL & ADMSTR	77,233	1.00	77,484	1.00	105,756	1.39	105,756	1.39
SPECIAL ASST PROFESSIONAL	69,957	1.01	70,293	1.00	70,250	1.00	70,250	1.00
<b>TOTAL - PS</b>	<b>1,267,849</b>	<b>27.74</b>	<b>1,479,533</b>	<b>33.33</b>	<b>1,479,533</b>	<b>33.33</b>	<b>1,479,533</b>	<b>33.33</b>
TRAVEL, IN-STATE	15,580	0.00	55,918	0.00	55,918	0.00	55,918	0.00
TRAVEL, OUT-OF-STATE	0	0.00	7,870	0.00	7,870	0.00	7,870	0.00
SUPPLIES	30,469	0.00	68,480	0.00	68,480	0.00	68,480	0.00
PROFESSIONAL DEVELOPMENT	2,585	0.00	5,908	0.00	5,908	0.00	5,908	0.00
COMMUNICATION SERV & SUPP	7,923	0.00	16,121	0.00	16,121	0.00	16,121	0.00
PROFESSIONAL SERVICES	2,957,881	0.00	3,556,872	0.00	3,556,872	0.00	3,556,872	0.00
HOUSEKEEPING & JANITORIAL SERV	0	0.00	100	0.00	100	0.00	100	0.00
M&R SERVICES	4,721	0.00	7,739	0.00	7,739	0.00	7,739	0.00
OFFICE EQUIPMENT	0	0.00	2,803	0.00	2,803	0.00	2,803	0.00
OTHER EQUIPMENT	989	0.00	4,624	0.00	4,624	0.00	4,624	0.00

1/29/14 14:24

im\_didetail

**REPORT 10 - FY 2015 GOVERNOR RECOMMENDS**

**DECISION ITEM DETAIL**

Budget Unit	FY 2013	FY 2013	FY 2014	FY 2014	FY 2015	FY 2015	FY 2015	FY 2015
Decision Item	ACTUAL	ACTUAL	BUDGET	BUDGET	DEPT REQ	DEPT REQ	GOV REC	GOV REC
Budget Object Class	DOLLAR	FTE	DOLLAR	FTE	DOLLAR	FTE	DOLLAR	FTE
<b>ADA TREATMENT SERVICES</b>								
<b>CORE</b>								
BUILDING LEASE PAYMENTS	0	0.00	338	0.00	338	0.00	338	0.00
EQUIPMENT RENTALS & LEASES	540	0.00	991	0.00	991	0.00	991	0.00
MISCELLANEOUS EXPENSES	0	0.00	3,037	0.00	3,037	0.00	3,037	0.00
<b>TOTAL - EE</b>	<b>3,020,688</b>	<b>0.00</b>	<b>3,730,801</b>	<b>0.00</b>	<b>3,730,801</b>	<b>0.00</b>	<b>3,730,801</b>	<b>0.00</b>
PROGRAM DISTRIBUTIONS	95,142,285	0.00	111,961,052	0.00	113,609,131	0.00	112,923,722	0.00
<b>TOTAL - PD</b>	<b>95,142,285</b>	<b>0.00</b>	<b>111,961,052</b>	<b>0.00</b>	<b>113,609,131</b>	<b>0.00</b>	<b>112,923,722</b>	<b>0.00</b>
<b>GRAND TOTAL</b>	<b>\$99,430,822</b>	<b>27.74</b>	<b>\$117,171,386</b>	<b>33.33</b>	<b>\$118,819,465</b>	<b>33.33</b>	<b>\$118,134,056</b>	<b>33.33</b>
<b>GENERAL REVENUE</b>	<b>\$34,681,277</b>	<b>10.53</b>	<b>\$37,476,160</b>	<b>11.09</b>	<b>\$36,476,160</b>	<b>11.09</b>	<b>\$35,790,751</b>	<b>11.09</b>
<b>FEDERAL FUNDS</b>	<b>\$52,516,159</b>	<b>17.21</b>	<b>\$67,214,006</b>	<b>22.24</b>	<b>\$69,862,085</b>	<b>22.24</b>	<b>\$69,862,085</b>	<b>22.24</b>
<b>OTHER FUNDS</b>	<b>\$12,233,386</b>	<b>0.00</b>	<b>\$12,481,220</b>	<b>0.00</b>	<b>\$12,481,220</b>	<b>0.00</b>	<b>\$12,481,220</b>	<b>0.00</b>



**PROGRAM DESCRIPTION**

<b>Department: Mental Health</b>									
<b>Program Name: Comprehensive Substance Treatment and Rehabilitation</b>									
<b>Program is found in the following core budget(s): Treatment Services</b>									
	<b>CSTAR</b>								<b>TOTAL</b>
<b>GR</b>	33,579,965								33,579,965
<b>FEDERAL</b>	54,516,805								54,516,805
<b>OTHER</b>	8,967,441								8,967,441
<b>TOTAL</b>	97,064,211	0	0	0	0	0	0	0	97,064,211

**1. What does this program do?**

Comprehensive Substance Treatment and Rehabilitation (CSTAR) programs offer a comprehensive array of individualized treatment services to Missourians with substance abuse problems and their families. It features three levels of care that vary in duration and intensity. Persons may enter treatment at any level in accordance with eligibility criteria. Only substance abuse programs designated as CSTAR are approved for reimbursement under MO HealthNet. Services at all CSTAR programs include assessment, individual and group counseling, group education, family therapy, counseling for family members, and community support. CSTAR programs also offer specialized services depending on individual needs. Trauma counseling and co-occurring disorders counseling are available for individuals presenting with other mental health issues. Additionally, medications, physician services and nursing services are available. Several CSTAR programs are offering Medically Monitored Inpatient Detoxification. This service consists of 24-hour supervised monitoring; counseling and medication, as prescribed, to assist an intoxicated person's withdrawal from alcohol, other drugs, or both. Residential support is offered to individuals who need 24-hour supervision. Top priority for admission is given to pregnant women and intravenous drug users because of the risk to unborn babies and public safety. CSTAR programs also serve a large number of Missouri offenders with substance abuse problems that are re-entering their communities following incarceration or are under probation supervision. Effective substance abuse treatment for these individuals reduces criminal recidivism and promotes a productive and safe return to their communities.

**~Specialized CSTAR programs for Women and Children** offer priority treatment to women who are pregnant, postpartum, or have children in their physical care and custody. Depending on assessed needs, additional services may include daycare, residential support, and community support for young children that accompany their mothers into treatment. Treatment focuses on issues particularly impactful to women and mothers. These programs have demonstrated clear success in assuring drug-free births to women enrolled, as well as assisting in the reunification of families that have had children removed from custody.

**~Specialized CSTAR programs for Adolescents** offer the full menu of treatment services, as well as academic education, to youth between the ages of 12 and 17 years.

**~CSTAR General Population programs** are intensive outpatient treatment programs for both men and women with substance use disorders. The full menu of treatment services is available.

**~CSTAR Opioid treatment programs** are federally accredited to provide services on an outpatient basis to individuals who demonstrate physiological dependence to heroin, oxycontin, and other narcotics. In addition to the full menu of treatment services, clients also receive medical evaluations, as treatment involves the use of methadone for medically supervised withdrawal from narcotics. Individuals are able to eliminate illegal drug use and maintain employment while receiving opioid treatment. In addition to pregnant women, priority admission is also afforded to persons who are HIV- positive.

**~CSTAR Medically Monitored Inpatient Detoxification programs** offer a moderate level of medical care to individuals whose intoxication or withdrawal symptoms are so severe that 24-hour inpatient care and monitoring is required; but the full resources of a hospital are not necessary.

## PROGRAM DESCRIPTION

**Department: Mental Health**

**Program Name: Comprehensive Substance Treatment and Rehabilitation**

**Program is found in the following core budget(s): Treatment Services**

**2. What is the authorization for this program, i.e., federal or state statute, etc.? (Include the federal program number, if applicable.)**

RSMo 631.010 and 191.831

**3. Are there federal matching requirements? If yes, please explain.**

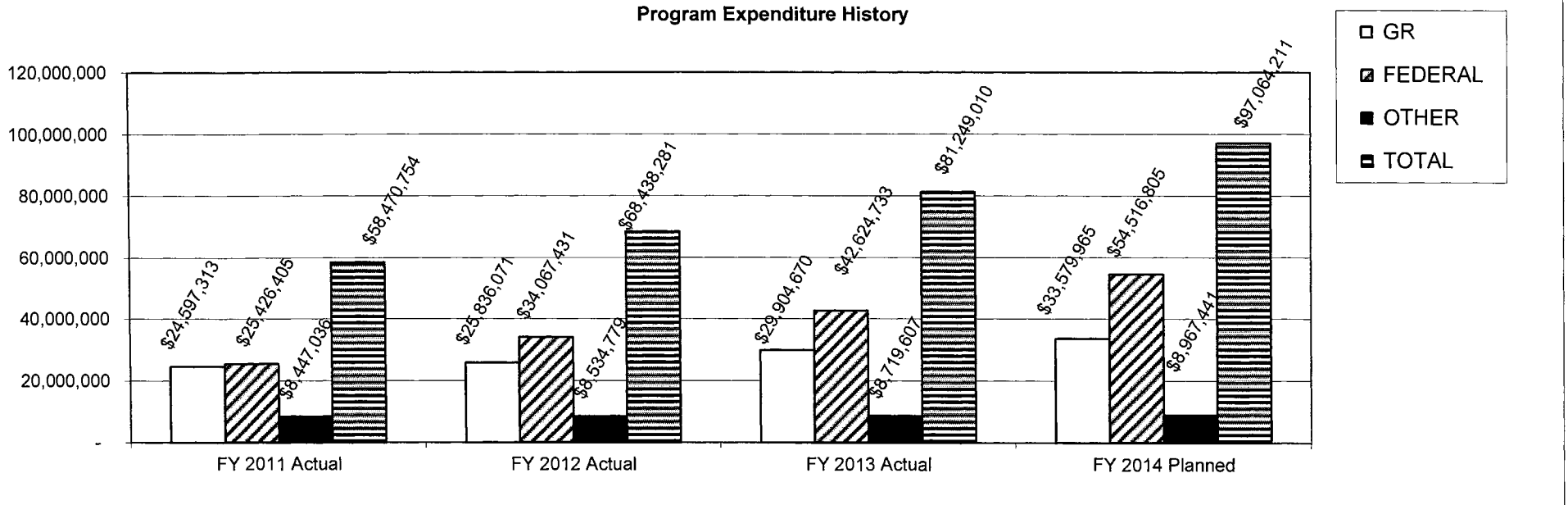
Some of the expenditures made are for MO HealthNet services requiring a match. In addition, the federal Substance Abuse Prevention and Treatment Block Grant requires that the state maintain an aggregate level of general revenue spending for treatment and prevention that is greater than or equal to the average of the past two years. (This is called the "Maintenance of Effort," or MOE, requirement.)

**4. Is this a federally mandated program? If yes, please explain.**

Yes. The federal Substance Abuse Prevention and Treatment Block Grant requires provision of specialized programs for women and children.

**5. Provide actual expenditures for the prior three fiscal years and planned expenditures for the current fiscal year.**

**Program Expenditure History**



**Note:** Increase from FY 2012 to FY 2013 and FY 2013 to FY 2014 is due to the conversion of Primary Recovery programs to Comprehensive Substance Treatment and Rehabilitation (CSTAR). In addition, new funding was received for Medicaid utilization increase.

## PROGRAM DESCRIPTION

**Department: Mental Health**

**Program Name: Comprehensive Substance Treatment and Rehabilitation**

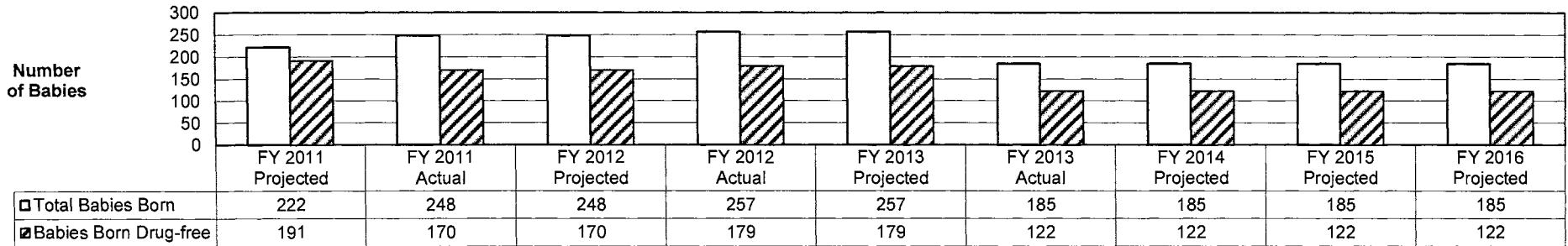
**Program is found in the following core budget(s): Treatment Services**

**6. What are the sources of the "Other" funds?**

FY 2014: Healthy Families Trust (HFT) (0625) \$2,043,479; Health Initiatives Fund (HIF) (0275) \$6,268,687; Mental Health Local Tax Match Fund (MHLTMF) (0930) \$625,275; and Mental Health Interagency Payment Fund (MHIPF) (0109) \$30,000.

**7a. Provide an effectiveness measure.**


**Drug-Free Births in CSTAR Programs**



**Notes:**

- 1) From FY 2010 to FY 2013 there have been 471 babies born drug-free and since 1996 there have been 1,785 babies born drug-free.
- 2) The cost for one child with Fetal Alcohol Syndrome for health care and indirect costs such as lost productivity is \$1.8 million. (U.S. Department of Health and Human Services, National Institutes of Health, 2003)

**Children Returned to Parental Custody In CSTAR Programs**



**Note:** Since FY 2003, 1,595 children have been returned to their parent's custody from foster care. In FY 2013, annual cost per foster child was \$8,538.

## PROGRAM DESCRIPTION

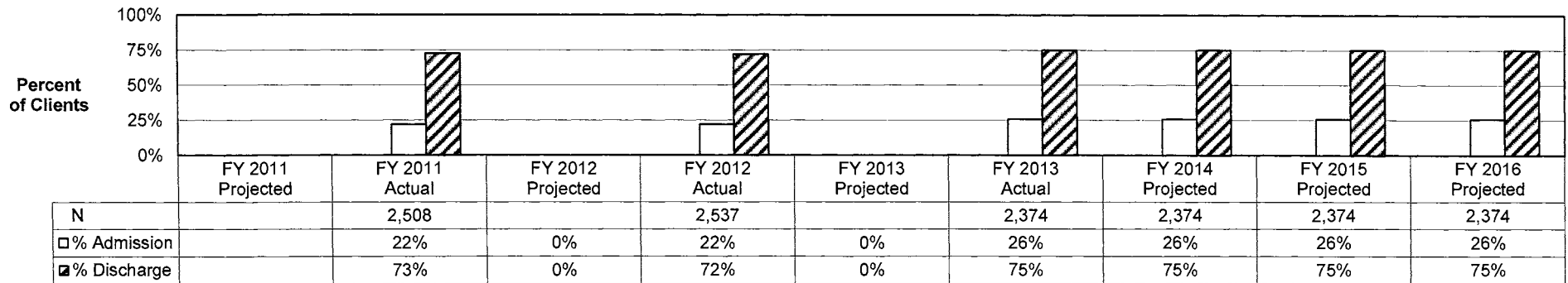
**Department: Mental Health**

**Program Name: Comprehensive Substance Treatment and Rehabilitation**

**Program is found in the following core budget(s): Treatment Services**

**7a. Provide an effectiveness measure. (Cont.)**

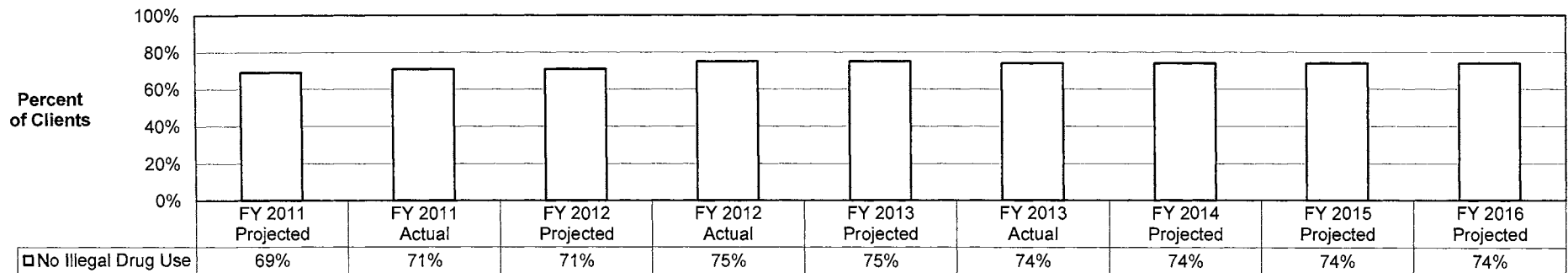
**CSTAR Adolescent Consumers with No Substance Use**



**Note:** No projections prior to FY 2013 as measure is new for FY 2013.

*Significance: Treatment improves substance use patterns for the majority of adolescent consumers.*

**Percent of Opioid Consumers with No Illegal Drug Use**



**Note:** Based on random drug tests.

*Significance: The majority of individuals in the CSTAR Opioid program are able to abstain from illegal drugs.*


**PROGRAM DESCRIPTION**

**Department: Mental Health**

**Program Name: Comprehensive Substance Treatment and Rehabilitation**

**Program is found in the following core budget(s): Treatment Services**

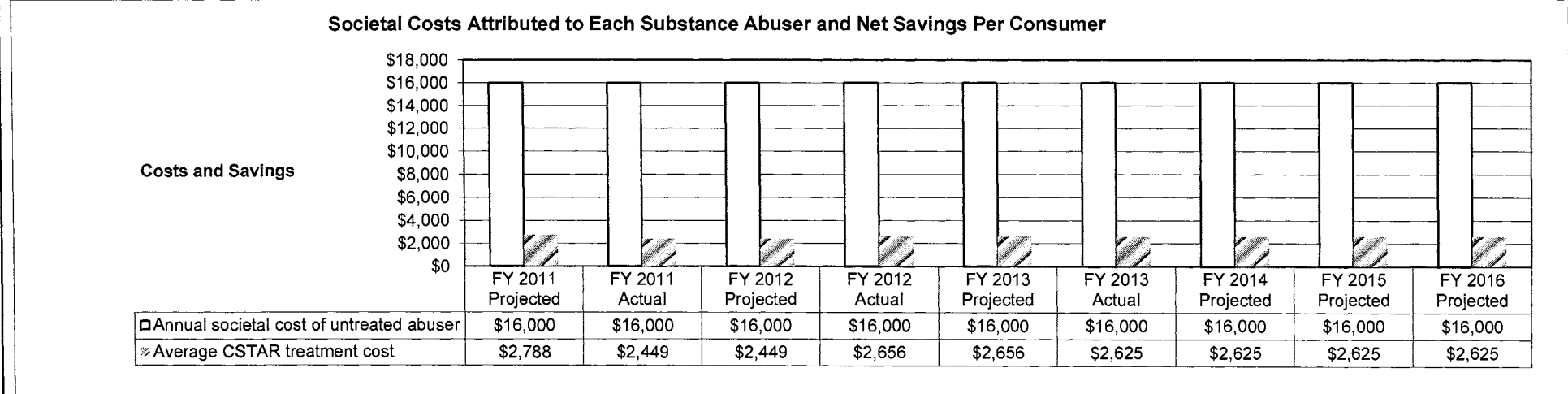
**7a. Provide an effectiveness measure. (Cont.)**



**Note:** Based on offenders released from prison in FY 2012 who have a substance abuse problem (N=15,986). Source: Incarceration data files from the Department of Corrections.

*Significance: Offenders who receive community-based treatment are less likely to return to prison compared to offenders who needed but did not receive treatment.*

**7b. Provide an efficiency measure.**



**Note:** Societal cost determined from Missouri's portion of national estimates (NSDUH, ONDCP, NIAAA).

## PROGRAM DESCRIPTION

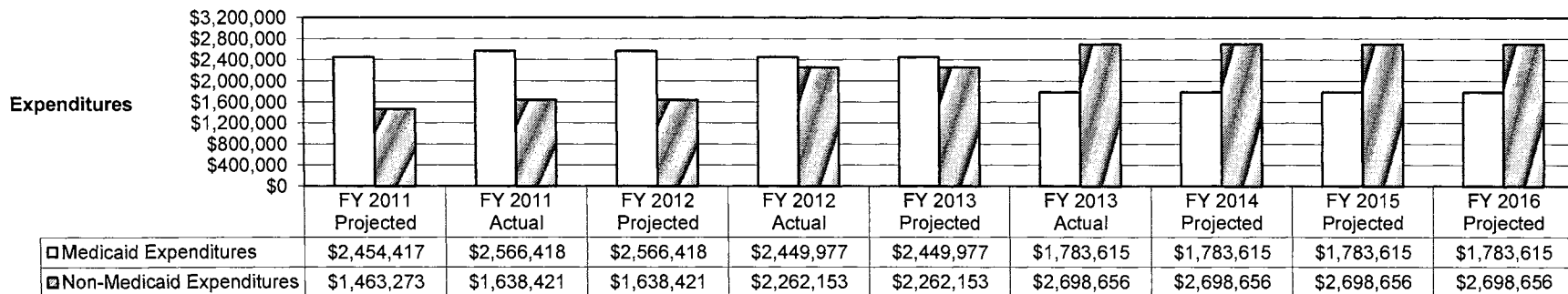
**Department: Mental Health**

**Program Name: Comprehensive Substance Treatment and Rehabilitation**

**Program is found in the following core budget(s): Treatment Services**

**7b. Provide an efficiency measure. (Cont.)**

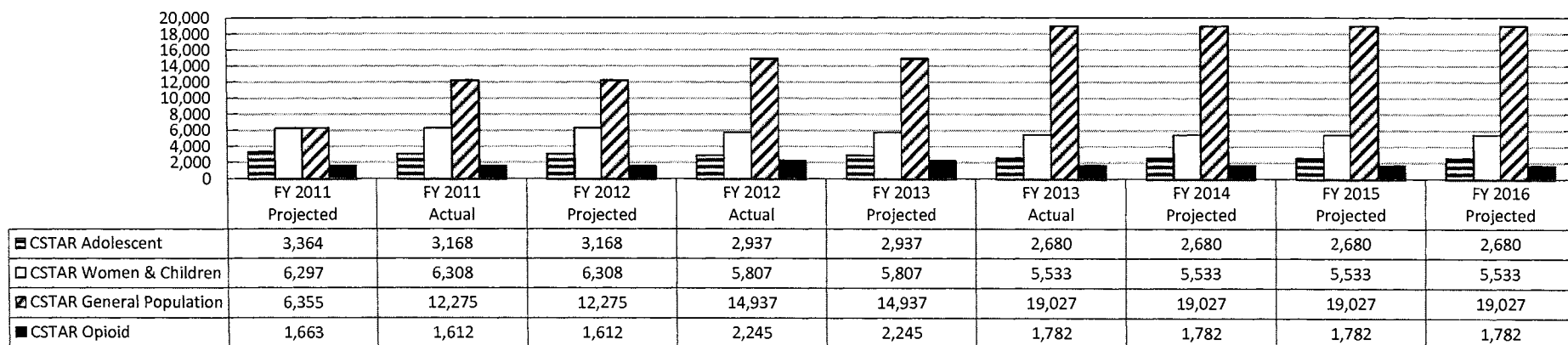
**Treatment Expenditures for Drug Court Participants**



**Note:** Method of determining drug court participants is based on data provided to us from the Office of State Courts Administrator which allows expenditures for drug court participants to be tracked more accurately.

**7c. Provide the number of clients/individuals served, if applicable.**

**Individuals Served in CSTAR Programs**



**Note:** Increase between FY11 and FY12 actual for CSTAR General Population is due to Primary Recovery Programs converting to CSTAR.

**7d. Provide a customer satisfaction measure, if available.**

N/A

**PROGRAM DESCRIPTION**

<b>Department: Mental Health</b>									
<b>Program Name: Primary Recovery</b>									
<b>Program is found in the following core budget(s): Treatment Services</b>									
	<b>ADA Treatment</b>								<b>TOTAL</b>
<b>GR</b>	3,896,195								3,896,195
<b>FEDERAL</b>	12,697,201								12,697,201
<b>OTHER</b>	3,513,779								3,513,779
<b>TOTAL</b>	20,107,175	0	0	0	0	0	0	0	20,107,175

**1. What does this program do?**

Primary Recovery Plus (PR+) substance abuse treatment programs provide a continuum of care including social setting detoxification and outpatient services. These outpatient programs feature three treatment levels of care that vary in duration and intensity. Persons may enter treatment at any level in accordance with eligibility criteria. Treatment services include assessment, individual and group counseling, group education, family therapy, case management, and participation in on-site self-help groups. PR+ programs also provide specialized services depending on the person's individual needs. Trauma counseling and co-occurring disorders counseling are available for individuals presenting with other mental health issues. Additionally, medications, physician services, and nursing services are available to individuals for whom these clinical interventions are determined appropriate. Residential support is offered for individuals who need 24-hour supervision. Recovery Support services, funded through a federal grant (though limited to four regions in the state) supplement Primary Recovery programs and expand access to an array of supportive services that include employment assistance and emergency housing. Recovery supports are delivered by nontraditional and faith-based community organizations. The highest priority populations for the Division of DBH are pregnant women and intravenous drug users because of the risks to unborn babies and public safety. PR+ programs also serve a large number of Missouri offenders with substance abuse problems that are re-entering their communities following incarceration or are under probation supervision. Effective substance abuse treatment for these individuals reduces criminal recidivism and promotes a productive and safe return to their communities.

**2. What is the authorization for this program, i.e., federal or state statute, etc.? (Include the federal program number, if applicable.)**

State: RSMo 631.010 and 191.831

**3. Are there federal matching requirements? If yes, please explain.**

The federal Substance Abuse Prevention and Treatment Block Grant requires that the state maintain an aggregate level of general revenue spending for treatment and prevention that is greater than or equal to the average of the past two years. (This is called the "Maintenance of Effort," or MOE, requirement.)

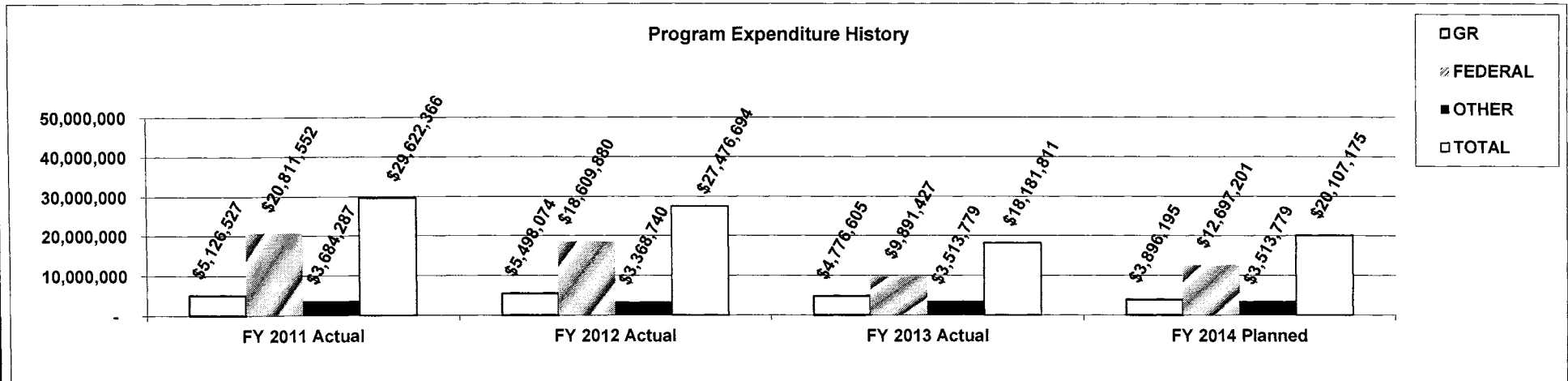
**4. Is this a federally mandated program? If yes, please explain.**

No. However, 70%-75% of the Substance Abuse Prevention and Treatment Block Grant funding is set aside for treatment services.

**PROGRAM DESCRIPTION**

**Department: Mental Health**  
**Program Name: Primary Recovery**  
**Program is found in the following core budget(s): Treatment Services**

**5. Provide actual expenditures for the prior three fiscal years and planned expenditures for the current fiscal year.**



**Note:** The decrease from FY 2012 to FY 2013 is due to the conversion of Primary Recovery programs to Comprehensive Substance Treatment and Rehabilitation (CSTAR).

**6. What are the sources of the "Other " funds?**

FY 2014 Other includes Inmate Revolving Fund (IRF) (0540) \$3,513,779

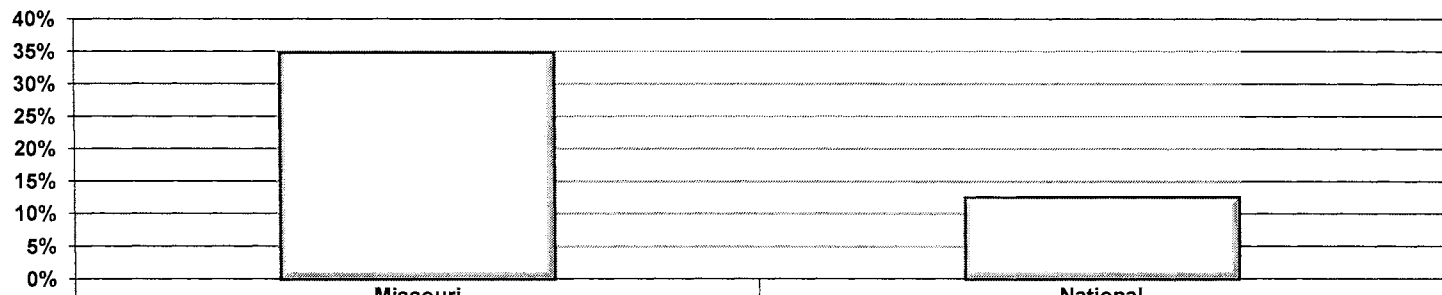


## PROGRAM DESCRIPTION

**Department: Mental Health**  
**Program Name: Primary Recovery**  
**Program is found in the following core budget(s): Treatment Services**

**7a. Provide an effectiveness measure.**

**Percent Transitioning from Detox to Treatment**



Percent Transitioning from Detox to Treatment	Missouri 34.8%	National 12.7%
-----------------------------------------------	-------------------	-------------------


**Note:** National data from the Treatment Episode Dataset - Discharges, 2009 (SAMHSA, 2012).

Missouri data based on consumers who are discharged from detox in FY 2013 and are admitted to treatment within 5 days of discharge.

*Significance: Studies confirm that providing access to treatment services immediately following detoxification for substance abuse is critical to positive outcomes. This graph demonstrates that Missouri is doing significantly better than the national average in linking individuals from detox into formal treatment.*

**7b. Provide an efficiency measure.**

**Societal Cost of Untreated Substance Abuser  
Compared to Cost of Primary Recovery Treatment**



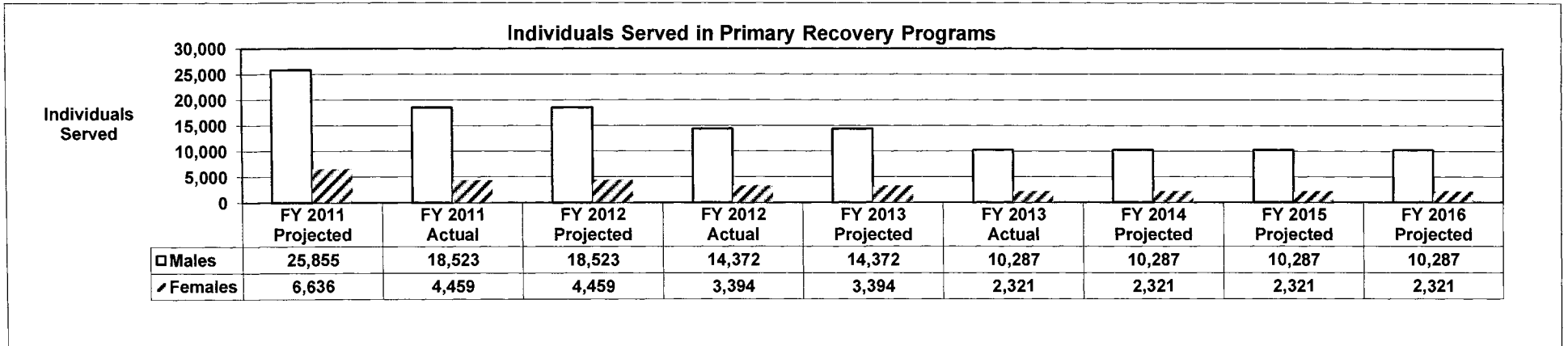
	FY 2011 Projected	FY 2011 Actual	FY 2012 Projected	FY 2012 Actual	FY 2013 Projected	FY 2013 Actual	FY 2014 Projected	FY 2015 Projected	FY 2016 Projected
□ Societal Cost	\$16,000	\$16,000	\$16,000	\$16,000	\$16,000	\$16,000	\$16,000	\$16,000	\$16,000
▨ Primary Recovery Cost	\$1,007	\$934	\$994	\$968	\$968	\$934	\$934	\$934	\$934
■ Recovery Supports	\$282	\$330	\$330	\$463	\$463	\$420	\$420	\$420	\$420

**Note:** Societal cost determined from Missouri's portion of national estimates (NSDUH, ONDCP, NIAAA).

**PROGRAM DESCRIPTION**

**Department: Mental Health**  
**Program Name: Primary Recovery**  
**Program is found in the following core budget(s): Treatment Services**

**7c. Provide the number of clients/individuals served, if applicable.**



**Note:** The decrease in FY 2011, FY 2012, and FY 2013 is due to the conversion of Primary Recovery Programs to the Medicaid reimbursable CSTAR program. The conversion of these programs allows the division to maximize service dollars for Medicaid eligible consumers.

**7d. Provide a customer satisfaction measure, if available.**

N/A

**Compulsive  
Gambling**

**REPORT 9 - FY 2015 GOVERNOR RECOMMENDS**

**DECISION ITEM SUMMARY**

Budget Unit									
Decision Item	FY 2013	FY 2013	FY 2014	FY 2014	FY 2015	FY 2015	FY 2015	FY 2015	FY 2015
Budget Object Summary	ACTUAL	ACTUAL	BUDGET	BUDGET	DEPT REQ	DEPT REQ	GOV REC	GOV REC	GOV REC
Fund	DOLLAR	FTE	DOLLAR	FTE	DOLLAR	FTE	DOLLAR	FTE	FTE
<b>COMPULSIVE GAMBLING FUND</b>									
<b>CORE</b>									
PERSONAL SERVICES									
COMPULSIVE GAMBLER	38,388	0.86	40,984	1.00	40,984	1.00	40,984	1.00	1.00
TOTAL - PS	38,388	0.86	40,984	1.00	40,984	1.00	40,984	1.00	1.00
EXPENSE & EQUIPMENT									
COMPULSIVE GAMBLER	431	0.00	3,133	0.00	3,133	0.00	3,133	0.00	0.00
TOTAL - EE	431	0.00	3,133	0.00	3,133	0.00	3,133	0.00	0.00
PROGRAM-SPECIFIC									
COMPULSIVE GAMBLER	99,424	0.00	211,016	0.00	211,016	0.00	211,016	0.00	0.00
TOTAL - PD	99,424	0.00	211,016	0.00	211,016	0.00	211,016	0.00	0.00
<b>TOTAL</b>	<b>138,243</b>	<b>0.86</b>	<b>255,133</b>	<b>1.00</b>	<b>255,133</b>	<b>1.00</b>	<b>255,133</b>	<b>1.00</b>	<b>1.00</b>
<b>Pay Plan FY14-Cost to Continue - 0000014</b>									
PERSONAL SERVICES									
COMPULSIVE GAMBLER	0	0.00	0	0.00	250	0.00	250	0.00	0.00
TOTAL - PS	0	0.00	0	0.00	250	0.00	250	0.00	0.00
<b>TOTAL</b>	<b>0</b>	<b>0.00</b>	<b>0</b>	<b>0.00</b>	<b>250</b>	<b>0.00</b>	<b>250</b>	<b>0.00</b>	<b>0.00</b>
<b>Pay Plan FY15-COLA - 0000015</b>									
PERSONAL SERVICES									
COMPULSIVE GAMBLER	0	0.00	0	0.00	0	0.00	567	0.00	0.00
TOTAL - PS	0	0.00	0	0.00	0	0.00	567	0.00	0.00
<b>TOTAL</b>	<b>0</b>	<b>0.00</b>	<b>0</b>	<b>0.00</b>	<b>0</b>	<b>0.00</b>	<b>567</b>	<b>0.00</b>	<b>0.00</b>
<b>DMH Provider Rate Increase - 1650025</b>									
PROGRAM-SPECIFIC									
COMPULSIVE GAMBLER	0	0.00	0	0.00	0	0.00	4,220	0.00	0.00
TOTAL - PD	0	0.00	0	0.00	0	0.00	4,220	0.00	0.00
<b>TOTAL</b>	<b>0</b>	<b>0.00</b>	<b>0</b>	<b>0.00</b>	<b>0</b>	<b>0.00</b>	<b>4,220</b>	<b>0.00</b>	<b>0.00</b>
<b>GRAND TOTAL</b>	<b>\$138,243</b>	<b>0.86</b>	<b>\$255,133</b>	<b>1.00</b>	<b>\$255,383</b>	<b>1.00</b>	<b>\$260,170</b>	<b>1.00</b>	<b>1.00</b>

1/29/14 14:23

im\_disummary

**CORE DECISION ITEM**

<b>Department:</b> <u>Mental Health</u>	<b>Budget Unit:</b> <u>66315C</u>
<b>Division:</b> <u>Alcohol and Drug Abuse</u>	
<b>Core:</b> <u>Compulsive Gambling Treatment</u>	

**1. CORE FINANCIAL SUMMARY**

	FY 2015 Budget Request					FY 2015 Governor's Recommendation			
	GR	Federal	Other	Total		GR	Federal	Other	Total
PS	0	0	40,984	40,984	PS	0	0	40,984	40,984
EE	0	0	3,133	3,133	EE	0	0	3,133	3,133
PSD	0	0	211,016	211,016	PSD	0	0	211,016	211,016
TRF	0	0	0	0	TRF	0	0	0	0
<b>Total</b>	<b>0</b>	<b>0</b>	<b>255,133</b>	<b>255,133</b>	<b>Total</b>	<b>0</b>	<b>0</b>	<b>255,133</b>	<b>255,133</b>
FTE	0.00	0.00	1.00	1.00	FTE	0.00	0.00	1.00	1.00

<b>Est. Fringe</b>	0	0	21,619	21,619
--------------------	---	---	--------	--------

*Note: Fringes budgeted in House Bill 5 except for certain fringes budgeted directly to MoDOT, Highway Patrol, and Conservation.*

<b>Est. Fringe</b>	0	0	21,619	21,619
--------------------	---	---	--------	--------

*Note: Fringes budgeted in House Bill 5 except for certain fringes budgeted directly to MoDOT, Highway Patrol, and Conservation.*

Other Funds: Compulsive Gambling Fund (CGF) (0249) \$255,133

Other Funds: Compulsive Gambling Fund (CGF) (0249) \$255,133

**2. CORE DESCRIPTION**

The Division of Behavioral Health (DBH) administers community contracts for professional treatment of problem gamblers and affected family members. Services include individual and group counseling, family therapy, financial planning and remediation, and referrals for legal assistance. Services are provided by Compulsive Gambling Counselors certified by the Division. DBH authorizes and monitors services provided by contracted agencies. Funding for the compulsive gambling program is supported through the collection of one cent of the admission fee from gambling boats.

**3. PROGRAM LISTING (list programs included in this core funding)**

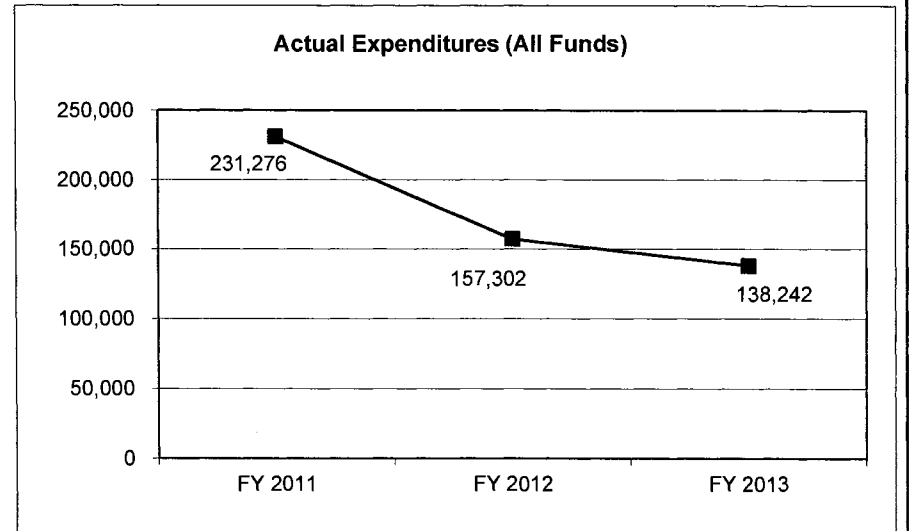
Compulsive Gambling

**CORE DECISION ITEM**

<b>Department:</b>	<b>Mental Health</b>	<b>Budget Unit:</b>	<b>66315C</b>
<b>Division:</b>	<b>Alcohol and Drug Abuse</b>		
<b>Core:</b>	<b>Compulsive Gambling Treatment</b>		

**4. FINANCIAL HISTORY**

	<b>FY 2011 Actual</b>	<b>FY 2012 Actual</b>	<b>FY 2013 Actual</b>	<b>FY 2014 Current Yr.</b>
Appropriation (All Funds)	250,000	250,000	250,587	255,133
Less Reverted (All Funds)	0	0	0	N/A
Budget Authority (All Funds)	250,000	250,000	250,587	N/A
Actual Expenditures (All Funds)	231,276	157,302	138,242	N/A
Unexpended (All Funds)	18,724	92,698	112,345	N/A
Unexpended, by Fund:				
General Revenue	0	0	0	N/A
Federal	0	0	0	N/A
Other	18,724	92,698	112,345	N/A



Reverted includes Governor's standard 3 percent reserve (when applicable) and any extraordinary withholdings.

**NOTES:**  
The decrease in expenditures is due to a loss of compulsive gambling counselors within contracted provider agencies. As a result, fewer services are being provided.

**CORE RECONCILIATION DETAIL**

**DEPARTMENT OF MENTAL HEALTH  
COMPULSIVE GAMBLING FUND**

**5. CORE RECONCILIATION DETAIL**

	<b>Budget Class</b>	<b>FTE</b>	<b>GR</b>	<b>Federal</b>	<b>Other</b>	<b>Total</b>	<b>Explanation</b>
<b>TAFP AFTER VETOES</b>							
	PS	1.00	0	0	40,984	40,984	
	EE	0.00	0	0	3,133	3,133	
	PD	0.00	0	0	211,016	211,016	
	<b>Total</b>	<b>1.00</b>	<b>0</b>	<b>0</b>	<b>255,133</b>	<b>255,133</b>	
<b>DEPARTMENT CORE REQUEST</b>							
	PS	1.00	0	0	40,984	40,984	
	EE	0.00	0	0	3,133	3,133	
	PD	0.00	0	0	211,016	211,016	
	<b>Total</b>	<b>1.00</b>	<b>0</b>	<b>0</b>	<b>255,133</b>	<b>255,133</b>	
<b>GOVERNOR'S RECOMMENDED CORE</b>							
	PS	1.00	0	0	40,984	40,984	
	EE	0.00	0	0	3,133	3,133	
	PD	0.00	0	0	211,016	211,016	
	<b>Total</b>	<b>1.00</b>	<b>0</b>	<b>0</b>	<b>255,133</b>	<b>255,133</b>	

**REPORT 10 - FY 2015 GOVERNOR RECOMMENDS**

**DECISION ITEM DETAIL**

Budget Unit	FY 2013	FY 2013	FY 2014	FY 2014	FY 2015	FY 2015	FY 2015	FY 2015
Decision Item	ACTUAL	ACTUAL	BUDGET	BUDGET	DEPT REQ	DEPT REQ	GOV REC	GOV REC
Budget Object Class	DOLLAR	FTE	DOLLAR	FTE	DOLLAR	FTE	DOLLAR	FTE
<b>COMPULSIVE GAMBLING FUND</b>								
<b>CORE</b>								
PROGRAM SPECIALIST II MH	32,837	0.79	40,951	1.00	40,984	1.00	40,984	1.00
MENTAL HEALTH MGR B2	5,551	0.07	33	0.00	0	0.00	0	0.00
<b>TOTAL - PS</b>	<b>38,388</b>	<b>0.86</b>	<b>40,984</b>	<b>1.00</b>	<b>40,984</b>	<b>1.00</b>	<b>40,984</b>	<b>1.00</b>
TRAVEL, IN-STATE	431	0.00	196	0.00	196	0.00	196	0.00
TRAVEL, OUT-OF-STATE	0	0.00	172	0.00	172	0.00	172	0.00
SUPPLIES	0	0.00	500	0.00	500	0.00	500	0.00
PROFESSIONAL DEVELOPMENT	0	0.00	1,140	0.00	1,140	0.00	1,140	0.00
PROFESSIONAL SERVICES	0	0.00	1,000	0.00	1,000	0.00	1,000	0.00
BUILDING LEASE PAYMENTS	0	0.00	75	0.00	75	0.00	75	0.00
MISCELLANEOUS EXPENSES	0	0.00	50	0.00	50	0.00	50	0.00
<b>TOTAL - EE</b>	<b>431</b>	<b>0.00</b>	<b>3,133</b>	<b>0.00</b>	<b>3,133</b>	<b>0.00</b>	<b>3,133</b>	<b>0.00</b>
PROGRAM DISTRIBUTIONS	99,424	0.00	211,016	0.00	211,016	0.00	211,016	0.00
<b>TOTAL - PD</b>	<b>99,424</b>	<b>0.00</b>	<b>211,016</b>	<b>0.00</b>	<b>211,016</b>	<b>0.00</b>	<b>211,016</b>	<b>0.00</b>
<b>GRAND TOTAL</b>	<b>\$138,243</b>	<b>0.86</b>	<b>\$255,133</b>	<b>1.00</b>	<b>\$255,133</b>	<b>1.00</b>	<b>\$255,133</b>	<b>1.00</b>
GENERAL REVENUE	\$0	0.00	\$0	0.00	\$0	0.00	\$0	0.00
FEDERAL FUNDS	\$0	0.00	\$0	0.00	\$0	0.00	\$0	0.00
OTHER FUNDS	\$138,243	0.86	\$255,133	1.00	\$255,133	1.00	\$255,133	1.00



**PROGRAM DESCRIPTION**

<b>Department Mental Health</b>									
<b>Program Name Compulsive Gambling Program</b>									
<b>Program is found in the following core budget(s): Compulsive Gambling</b>									
	<b>Compulsive Gambling</b>								<b>TOTAL</b>
<b>GR</b>	-								0
<b>FEDERAL</b>	-								0
<b>OTHER</b>	255,133								255,133
<b>TOTAL</b>	255,133	0	0	0	0	0	0	0	255,133

**1. What does this program do?**

The Division of Behavioral Health (DBH) administers treatment programs for compulsive gamblers and their family members. It also serves as the certifying body for compulsive gambling (CG) counselors in the state of Missouri. Individuals with gambling problems and their families can receive counseling services along with referrals for other supportive interventions, to include 12-step support groups and legal assistance. Prior to being admitted into the CG program, an individual must meet minimal scoring criteria on a battery of assessment/screening tools. Treatment is individualized and services include individual and group counseling and family therapy. Services for each individual accessing treatment through contracted agencies are based on documented clinical need and service utilization is continually monitored. Additionally, as the certifying body for gambling counselors, DBH ensures that treatment providers meet established professional and continuing education requirements. DBH partners with other stakeholders in the area of problem gambling to raise public awareness of the issue and also supports school-based prevention efforts.

**2. What is the authorization for this program, i.e., federal or state statute, etc.? (Include the federal program number, if applicable.)**

Section 313.842, RSMo, authorized a fund to provide treatment services for compulsive gamblers and their families. The fund is supported through the collection of one cent of the admission charge from gambling boats as provided in RSMo, 313.820.

**3. Are there federal matching requirements? If yes, please explain.**

No.

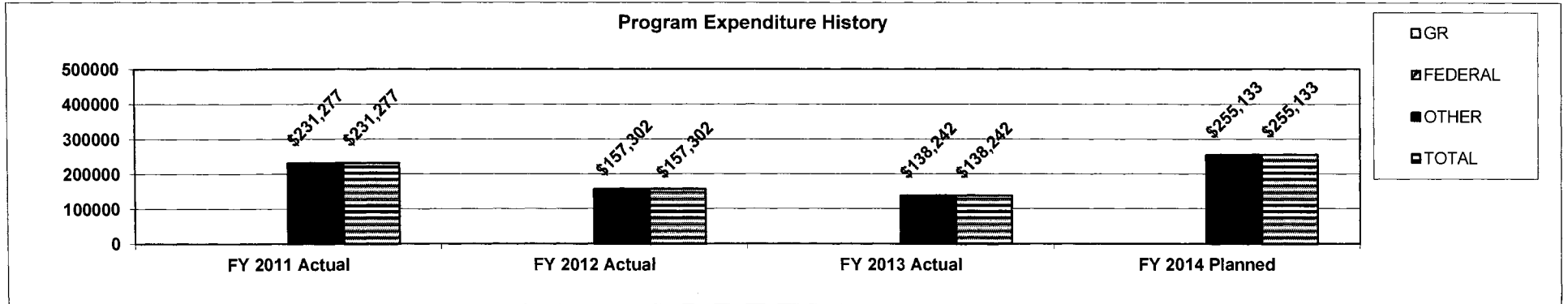
**4. Is this a federally mandated program? If yes, please explain.**

No.

**PROGRAM DESCRIPTION**

**Department** Mental Health  
**Program Name** Compulsive Gambling Program  
**Program is found in the following core budget(s):** Compulsive Gambling

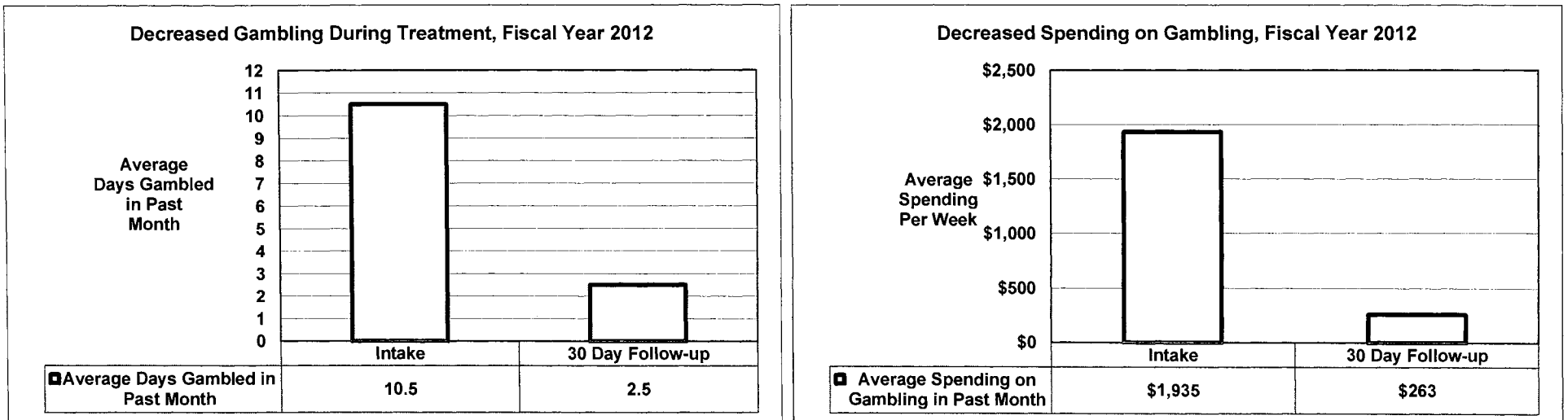
5. Provide actual expenditures for the prior three fiscal years and planned expenditures for the current fiscal year.



6. What are the sources of the "Other" funds?

The Compulsive Gamblers Fund (CGF) (0249) which is authorized by RSMo 313.842 and supported through RSMo 313.820.

7a. Provide an effectiveness measure.



*Significance: On average, the number of gambling days and amount spent on gambling show dramatic decline after 30 days engagement in treatment.*

**PROGRAM DESCRIPTION**

**Department** Mental Health

**Program Name** Compulsive Gambling Program

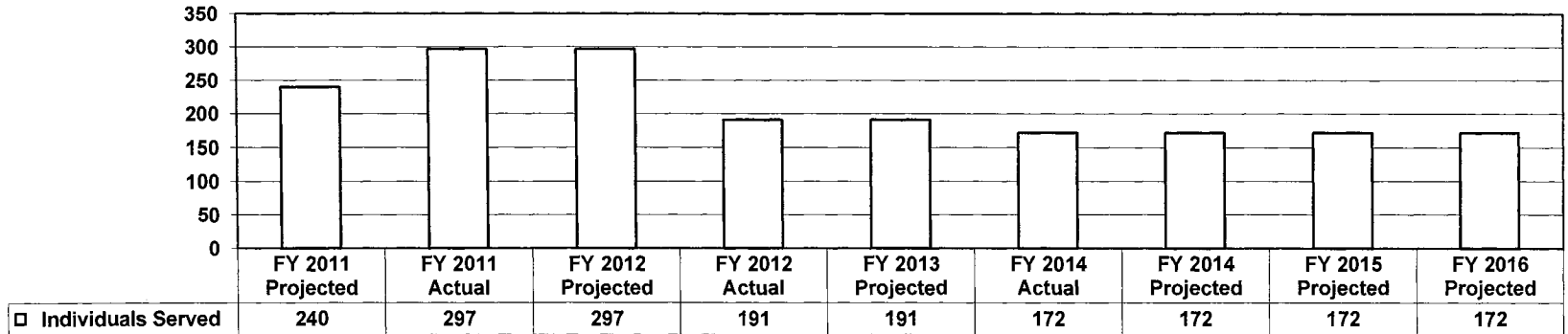
**Program is found in the following core budget(s):** Compulsive Gambling

**7b. Provide an efficiency measure.**

N/A

**7c. Provide the number of clients/individuals served, if applicable.**

**Individuals Served in Compulsive Gambling Program**



**7d. Provide a customer satisfaction measure, if available.**

N/A



**REPORT 9 - FY 2015 GOVERNOR RECOMMENDS**

**DECISION ITEM SUMMARY**

Budget Unit								
Decision Item	FY 2013	FY 2013	FY 2014	FY 2014	FY 2015	FY 2015	FY 2015	FY 2015
Budget Object Summary	ACTUAL	ACTUAL	BUDGET	BUDGET	DEPT REQ	DEPT REQ	GOV REC	GOV REC
Fund	DOLLAR	FTE	DOLLAR	FTE	DOLLAR	FTE	DOLLAR	FTE
<b>SATOP</b>								
<b>CORE</b>								
PERSONAL SERVICES								
DEPT MENTAL HEALTH	10,685	0.35	20,934	0.48	20,934	0.48	20,934	0.48
HEALTH INITIATIVES	193,908	4.45	195,318	5.00	195,318	5.00	195,318	5.00
TOTAL - PS	204,593	4.80	216,252	5.48	216,252	5.48	216,252	5.48
EXPENSE & EQUIPMENT								
HEALTH INITIATIVES	37,039	0.00	38,802	0.00	38,802	0.00	38,802	0.00
TOTAL - EE	37,039	0.00	38,802	0.00	38,802	0.00	38,802	0.00
PROGRAM-SPECIFIC								
DEPT MENTAL HEALTH	112,141	0.00	407,458	0.00	407,458	0.00	407,458	0.00
MENTAL HEALTH EARNINGS FUND	5,812,692	0.00	6,180,000	0.00	6,180,000	0.00	6,180,000	0.00
TOTAL - PD	5,924,833	0.00	6,587,458	0.00	6,587,458	0.00	6,587,458	0.00
<b>TOTAL</b>	<b>6,166,465</b>	<b>4.80</b>	<b>6,842,512</b>	<b>5.48</b>	<b>6,842,512</b>	<b>5.48</b>	<b>6,842,512</b>	<b>5.48</b>
<b>Pay Plan FY14-Cost to Continue - 0000014</b>								
PERSONAL SERVICES								
DEPT MENTAL HEALTH	0	0.00	0	0.00	120	0.00	120	0.00
HEALTH INITIATIVES	0	0.00	0	0.00	1,250	0.00	1,250	0.00
TOTAL - PS	0	0.00	0	0.00	1,370	0.00	1,370	0.00
<b>TOTAL</b>	<b>0</b>	<b>0.00</b>	<b>0</b>	<b>0.00</b>	<b>1,370</b>	<b>0.00</b>	<b>1,370</b>	<b>0.00</b>
<b>Pay Plan FY15-COLA - 0000015</b>								
PERSONAL SERVICES								
DEPT MENTAL HEALTH	0	0.00	0	0.00	0	0.00	289	0.00
HEALTH INITIATIVES	0	0.00	0	0.00	0	0.00	2,703	0.00
TOTAL - PS	0	0.00	0	0.00	0	0.00	2,992	0.00
<b>TOTAL</b>	<b>0</b>	<b>0.00</b>	<b>0</b>	<b>0.00</b>	<b>0</b>	<b>0.00</b>	<b>2,992</b>	<b>0.00</b>
<b>Additional DMH Authority - 1650012</b>								
PROGRAM-SPECIFIC								
DEPT MENTAL HEALTH	0	0.00	0	0.00	477,531	0.00	487,025	0.00

1/29/14 14:23

im\_disummary

**REPORT 9 - FY 2015 GOVERNOR RECOMMENDS**

**DECISION ITEM SUMMARY**

<b>Budget Unit</b>								
<b>Decision Item</b>	<b>FY 2013</b>	<b>FY 2013</b>	<b>FY 2014</b>	<b>FY 2014</b>	<b>FY 2015</b>	<b>FY 2015</b>	<b>FY 2015</b>	<b>FY 2015</b>
<b>Budget Object Summary</b>	<b>ACTUAL</b>	<b>ACTUAL</b>	<b>BUDGET</b>	<b>BUDGET</b>	<b>DEPT REQ</b>	<b>DEPT REQ</b>	<b>GOV REC</b>	<b>GOV REC</b>
<b>Fund</b>	<b>DOLLAR</b>	<b>FTE</b>	<b>DOLLAR</b>	<b>FTE</b>	<b>DOLLAR</b>	<b>FTE</b>	<b>DOLLAR</b>	<b>FTE</b>
<b>SATOP</b>								
<b>Additional DMH Authority - 1650012</b>								
PROGRAM-SPECIFIC								
MENTAL HEALTH EARNINGS FUND	0	0.00	0	0.00	0	0.00	600,000	0.00
TOTAL - PD	0	0.00	0	0.00	477,531	0.00	1,087,025	0.00
<b>TOTAL</b>	<b>0</b>	<b>0.00</b>	<b>0</b>	<b>0.00</b>	<b>477,531</b>	<b>0.00</b>	<b>1,087,025</b>	<b>0.00</b>
<b>DMH Provider Rate Increase - 1650025</b>								
PROGRAM-SPECIFIC								
DEPT MENTAL HEALTH	0	0.00	0	0.00	0	0.00	9,551	0.00
MENTAL HEALTH EARNINGS FUND	0	0.00	0	0.00	0	0.00	131,749	0.00
TOTAL - PD	0	0.00	0	0.00	0	0.00	141,300	0.00
<b>TOTAL</b>	<b>0</b>	<b>0.00</b>	<b>0</b>	<b>0.00</b>	<b>0</b>	<b>0.00</b>	<b>141,300</b>	<b>0.00</b>
<b>GRAND TOTAL</b>	<b>\$6,166,465</b>	<b>4.80</b>	<b>\$6,842,512</b>	<b>5.48</b>	<b>\$7,321,413</b>	<b>5.48</b>	<b>\$8,075,199</b>	<b>5.48</b>

**CORE DECISION ITEM**

<b>Department:</b> Mental Health	<b>Budget Unit:</b> 66320C
<b>Division:</b> Alcohol and Drug Abuse	
<b>Core:</b> SATOP Program	

**1. CORE FINANCIAL SUMMARY**

	FY 2015 Budget Request					FY 2015 Governor's Recommendation			
	GR	Federal	Other	Total		GR	Federal	Other	Total
<b>PS</b>	0	20,934	195,318	216,252	<b>PS</b>	0	20,934	195,318	216,252
<b>EE</b>	0	0	38,802	38,802	<b>EE</b>	0	0	38,802	38,802
<b>PSD</b>	0	407,458	6,180,000	6,587,458	<b>PSD</b>	0	407,458	6,180,000	6,587,458
<b>TRF</b>	0	0	0	0	<b>TRF</b>	0	0	0	0
<b>Total</b>	<b>0</b>	<b>428,392</b>	<b>6,414,120</b>	<b>6,842,512</b>	<b>Total</b>	<b>0</b>	<b>428,392</b>	<b>6,414,120</b>	<b>6,842,512</b>
<b>FTE</b>	<b>0.00</b>	<b>0.48</b>	<b>5.00</b>	<b>5.48</b>	<b>FTE</b>	<b>0.00</b>	<b>0.48</b>	<b>5.00</b>	<b>5.48</b>

<b>Est. Fringe</b>	0	11,043	103,030	114,073
--------------------	---	--------	---------	---------

*Note: Fringes budgeted in House Bill 5 except for certain fringes budgeted directly to MoDOT, Highway Patrol, and Conservation.*

<b>Est. Fringe</b>	0	11,043	103,030	114,073
--------------------	---	--------	---------	---------

*Note: Fringes budgeted in House Bill 5 except for certain fringes budgeted directly to MoDOT, Highway Patrol, and Conservation.*

Other Funds: Health Initiatives Fund (HIF) (0275) \$234,120  
 Mental Health Earnings Fund (MHEF) (0288) \$6,180,000

Other Funds: Health Initiatives Fund (HIF) (0275) \$234,120  
 Mental Health Earnings Fund (MHEF) (0288) \$6,180,000

**2. CORE DESCRIPTION**

The Substance Abuse Traffic Offender Program (SATOP) is legislatively mandated for DWI (drunk driving) offenders as a prerequisite to drivers' license re-instatement. SATOP incorporates assessment, education and treatment services at various levels of intensity based on an individual assessment, blood alcohol content (BAC) at time of arrest, drivers' record, treatment history, and prior arrest history. The Division contracts with community providers across the state for these services. Programs include: 49 Offender Management Units, 47 Offender Education Programs, 30 Adolescent Diversion Education Programs, 33 Weekend Intervention Programs, 28 Clinical Intervention Programs, 7 Youth Clinical Intervention Programs, and 24 Serious and Repeat Offender Programs. The goal is to reduce drunk driving recidivism and improve public safety.

**3. PROGRAM LISTING (list programs included in this core funding)**

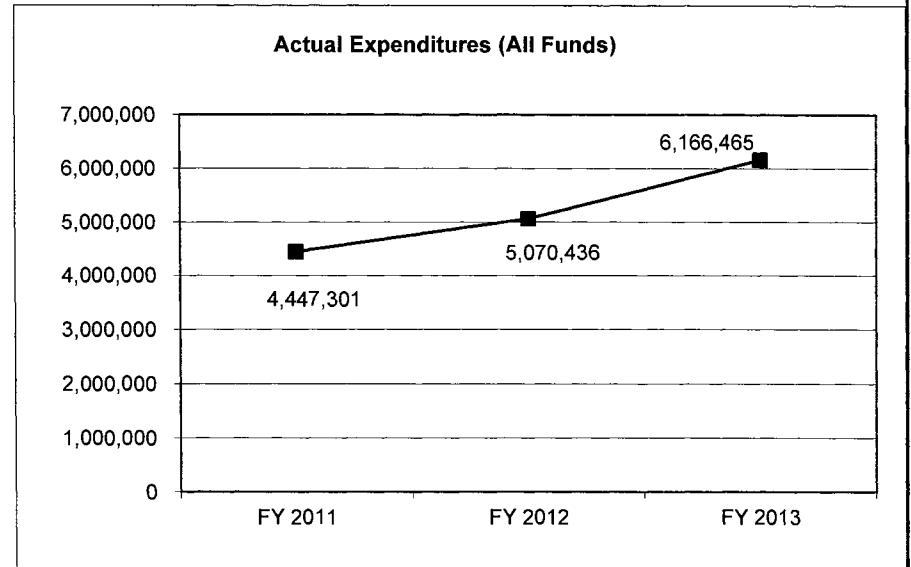
Substance Abuse Traffic Offender Program

**CORE DECISION ITEM**

<b>Department:</b>	<b>Mental Health</b>	<b>Budget Unit:</b>	<b>66320C</b>
<b>Division:</b>	<b>Alcohol and Drug Abuse</b>		
<b>Core:</b>	<b>SATOP Program</b>		

**4. FINANCIAL HISTORY**

	<u>FY 2011 Actual</u>	<u>FY 2012 Actual</u>	<u>FY 2013 Actual</u>	<u>FY 2014 Current Yr.</u>
Appropriation (All Funds)	4,865,981	5,482,682	7,362,935	6,842,512
Less Reverted (All Funds)	0	0	0	N/A
Budget Authority (All Funds)	4,865,981	5,482,682	7,362,935	N/A
Actual Expenditures (All Funds)	4,447,301	5,070,436	6,166,465	N/A
Unexpended (All Funds)	418,680	412,246	1,196,470	N/A
Unexpended, by Fund:				
General Revenue	0	0	0	N/A
Federal	409,550	408,168	305,429	N/A
Other	9,130	4,078	891,041	N/A
	(1)	(2)	(3)	



Reverted includes Governor's standard 3 percent reserve (when applicable) and any extraordinary withholdings.

**NOTES:**

- (1) Original MHEF appropriation in FY 2011 of \$3,931,651 "E" was increased by \$275,000.
- (2) Original MHEF appropriation in FY 2012 of \$3,931,651 "E" was increased by \$891,701.
- (3) Supplemental funding was appropriated in FY 2013 in the amount of \$700,000.



**CORE RECONCILIATION DETAIL**

**DEPARTMENT OF MENTAL HEALTH**

**SATOP**

**5. CORE RECONCILIATION DETAIL**

			<b>Budget Class</b>	<b>FTE</b>	<b>GR</b>	<b>Federal</b>	<b>Other</b>	<b>Total</b>	<b>Explanation</b>
<b>TAFP AFTER VETOES</b>									
			PS	5.48	0	20,934	195,318	216,252	
			EE	0.00	0	0	38,802	38,802	
			PD	0.00	0	407,458	6,180,000	6,587,458	
			<b>Total</b>	<b>5.48</b>	<b>0</b>	<b>428,392</b>	<b>6,414,120</b>	<b>6,842,512</b>	
<b>DEPARTMENT CORE ADJUSTMENTS</b>									
Core Reallocation	894	8842	PD	0.00	0	0	300,587	300,587	Reallocate SATOP authority to new SATOP Medicaid Match appropriation.
Core Reallocation	894	3901	PD	0.00	0	0	(300,587)	(300,587)	Reallocate SATOP authority to new SATOP Medicaid Match appropriation.
<b>NET DEPARTMENT CHANGES</b>				<b>0.00</b>	<b>0</b>	<b>0</b>	<b>0</b>	<b>0</b>	
<b>DEPARTMENT CORE REQUEST</b>									
			PS	5.48	0	20,934	195,318	216,252	
			EE	0.00	0	0	38,802	38,802	
			PD	0.00	0	407,458	6,180,000	6,587,458	
			<b>Total</b>	<b>5.48</b>	<b>0</b>	<b>428,392</b>	<b>6,414,120</b>	<b>6,842,512</b>	
<b>GOVERNOR'S RECOMMENDED CORE</b>									
			PS	5.48	0	20,934	195,318	216,252	
			EE	0.00	0	0	38,802	38,802	
			PD	0.00	0	407,458	6,180,000	6,587,458	
			<b>Total</b>	<b>5.48</b>	<b>0</b>	<b>428,392</b>	<b>6,414,120</b>	<b>6,842,512</b>	

**REPORT 10 - FY 2015 GOVERNOR RECOMMENDS**

**DECISION ITEM DETAIL**

Budget Unit	FY 2013	FY 2013	FY 2014	FY 2014	FY 2015	FY 2015	FY 2015	FY 2015
Decision Item	ACTUAL	ACTUAL	BUDGET	BUDGET	DEPT REQ	DEPT REQ	GOV REC	GOV REC
Budget Object Class	DOLLAR	FTE	DOLLAR	FTE	DOLLAR	FTE	DOLLAR	FTE
<b>SATOP</b>								
<b>CORE</b>								
SR OFC SUPPORT ASST (KEYBRD)	25,703	0.97	23,074	1.08	26,974	1.23	26,974	1.23
PROGRAM SPECIALIST I MH	13,641	0.35	0	0.00	0	0.00	0	0.00
PROGRAM SPECIALIST II MH	106,608	2.52	127,878	3.40	128,617	3.25	128,617	3.25
MENTAL HEALTH MGR B2	58,641	0.96	65,299	1.00	60,661	1.00	60,661	1.00
MISCELLANEOUS PROFESSIONAL	0	0.00	1	0.00	0	0.00	0	0.00
<b>TOTAL - PS</b>	<b>204,593</b>	<b>4.80</b>	<b>216,252</b>	<b>5.48</b>	<b>216,252</b>	<b>5.48</b>	<b>216,252</b>	<b>5.48</b>
TRAVEL, IN-STATE	2,973	0.00	0	0.00	0	0.00	0	0.00
SUPPLIES	195	0.00	897	0.00	897	0.00	897	0.00
PROFESSIONAL DEVELOPMENT	651	0.00	275	0.00	275	0.00	275	0.00
PROFESSIONAL SERVICES	33,220	0.00	36,000	0.00	36,000	0.00	36,000	0.00
M&R SERVICES	0	0.00	400	0.00	400	0.00	400	0.00
OFFICE EQUIPMENT	0	0.00	354	0.00	354	0.00	354	0.00
OTHER EQUIPMENT	0	0.00	400	0.00	400	0.00	400	0.00
EQUIPMENT RENTALS & LEASES	0	0.00	373	0.00	373	0.00	373	0.00
MISCELLANEOUS EXPENSES	0	0.00	103	0.00	103	0.00	103	0.00
<b>TOTAL - EE</b>	<b>37,039</b>	<b>0.00</b>	<b>38,802</b>	<b>0.00</b>	<b>38,802</b>	<b>0.00</b>	<b>38,802</b>	<b>0.00</b>
PROGRAM DISTRIBUTIONS	5,924,833	0.00	6,587,458	0.00	6,587,458	0.00	6,587,458	0.00
<b>TOTAL - PD</b>	<b>5,924,833</b>	<b>0.00</b>	<b>6,587,458</b>	<b>0.00</b>	<b>6,587,458</b>	<b>0.00</b>	<b>6,587,458</b>	<b>0.00</b>
<b>GRAND TOTAL</b>	<b>\$6,166,465</b>	<b>4.80</b>	<b>\$6,842,512</b>	<b>5.48</b>	<b>\$6,842,512</b>	<b>5.48</b>	<b>\$6,842,512</b>	<b>5.48</b>
<b>GENERAL REVENUE</b>	<b>\$0</b>	<b>0.00</b>	<b>\$0</b>	<b>0.00</b>	<b>\$0</b>	<b>0.00</b>	<b>\$0</b>	<b>0.00</b>
<b>FEDERAL FUNDS</b>	<b>\$122,826</b>	<b>0.35</b>	<b>\$428,392</b>	<b>0.48</b>	<b>\$428,392</b>	<b>0.48</b>	<b>\$428,392</b>	<b>0.48</b>
<b>OTHER FUNDS</b>	<b>\$6,043,639</b>	<b>4.45</b>	<b>\$6,414,120</b>	<b>5.00</b>	<b>\$6,414,120</b>	<b>5.00</b>	<b>\$6,414,120</b>	<b>5.00</b>

**PROGRAM DESCRIPTION**

<b>Department: Mental Health</b>									
<b>Program Name: SATOP</b>									
<b>Program is found in the following core budget(s): SATOP</b>									
	<b>SATOP</b>								<b>TOTAL</b>
<b>GR</b>	-								0
<b>FEDERAL</b>	428,392								428,392
<b>OTHER</b>	6,414,120								6,414,120
<b>TOTAL</b>	6,842,512	0	0	0	0	0	0	0	6,842,512

**1. What does this program do?**

The Substance Abuse Traffic Offender Program (SATOP) provides educational awareness and treatment services. SATOP is designed to assist alcohol and drug-related traffic offenders to better understand the consequences of impaired driving in an effort to reduce DWI recidivism. The Offender Education Program and Adolescent Diversion Education Program are 10-hour education courses designed specifically to assist low-risk, first-time offenders. The Weekend Intervention Program is designed for second-time offenders or "high risk" first-time offenders, and provides 20 hours of education and intervention during a 48 hour weekend of structured activities. The Clinical Intervention Program is a 50-hour outpatient treatment program designed for third-time DWI offenders or "high risk" first- or second-time offenders. The Serious and Repeat Offender Program is at least 75 hours of substance abuse treatment services, provided in no less than 90 days, for serious and/or repeat DWI offenders. A serious offender is one who has a blood alcohol content of fifteen-hundredths of one percent, which is nearly twice the legal limit, or more by weight while operating a motor vehicle; is believed to be substance dependent; or is considered at high risk of becoming substance dependent. A repeat offender is one who has been arrested on two or more separate occasions for operating a motor vehicle while under the influence of alcohol or drugs, and at least two of the arrests resulted in the offender being determined to be a prior, persistent, aggravated, or chronic offender as defined in RSMo 577.023; or the offender being subjected to administrative action by the Department of Revenue in accordance with section RSMo 302.505.

**2. What is the authorization for this program, i.e., federal or state statute, etc.? (Include the federal program number, if applicable.)**

State: RSMO 302.010, 302.304, 302.540, 577.001, 577.041, 577.049 and 631.010

**3. Are there federal matching requirements? If yes, please explain.**

No.

**4. Is this a federally mandated program? If yes, please explain.**

No. By Missouri law, SATOP is required for driver's license reinstatement.

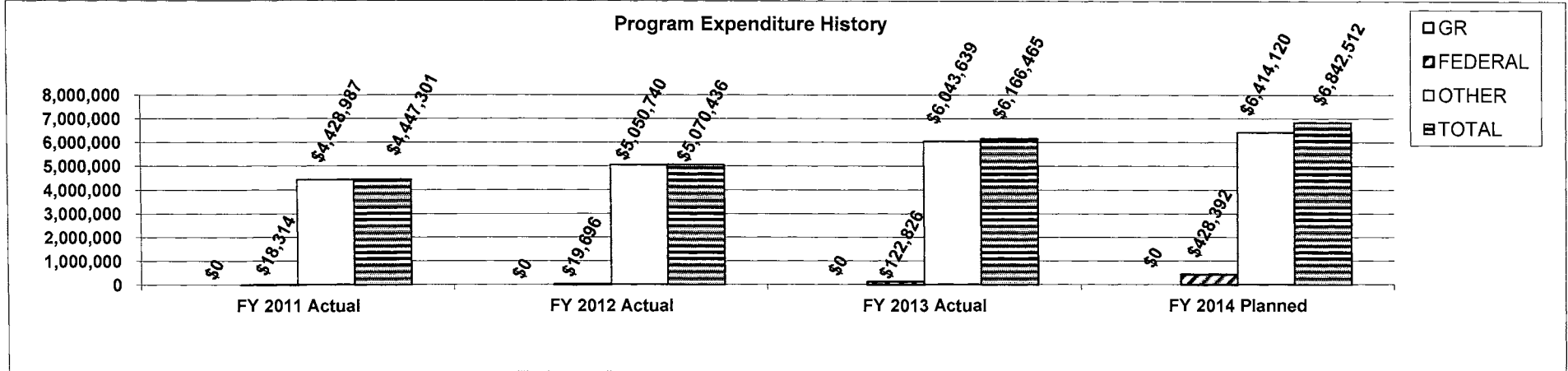
**PROGRAM DESCRIPTION**

**Department: Mental Health**

**Program Name: SATOP**

**Program is found in the following core budget(s): SATOP**

**5. Provide actual expenditures for the prior three fiscal years and planned expenditures for the current fiscal year.**

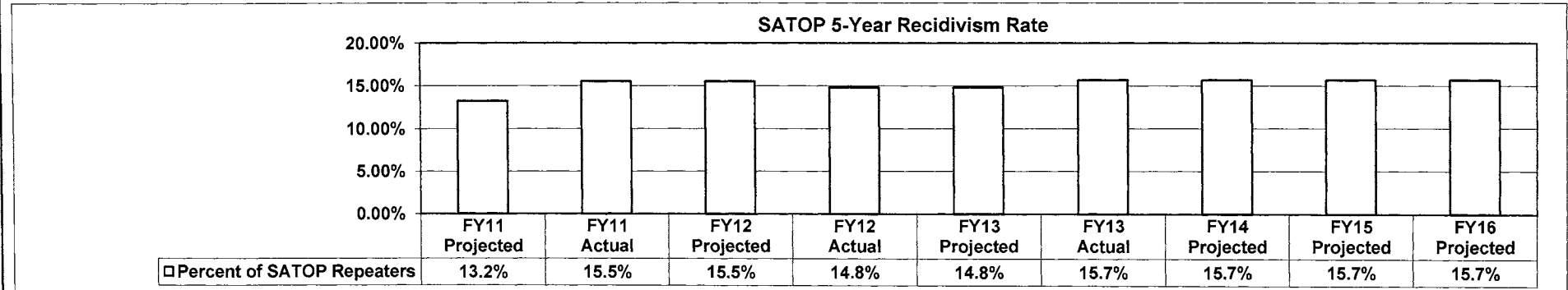


**Note:** The FY 2014 planned expenditures will provide services for SATOP offenses with the fees collected from the offenders. As a result, this program is primarily self funded.

**6. What are the sources of the "Other " funds?**

FY 2014 Other includes Health Initiatives Fund (HIF) (0275) \$232,870 and Mental Health Earnings Fund (MHEF) (0288) \$6,000,000

**7a. Provide an effectiveness measure.**



**Note:** Some variation will occur in the recidivism rate due in part to level of law enforcement and funding for checkpoints.

**Significance:** Five years after SATOP graduation, the majority of SATOP participants have not re-offended.

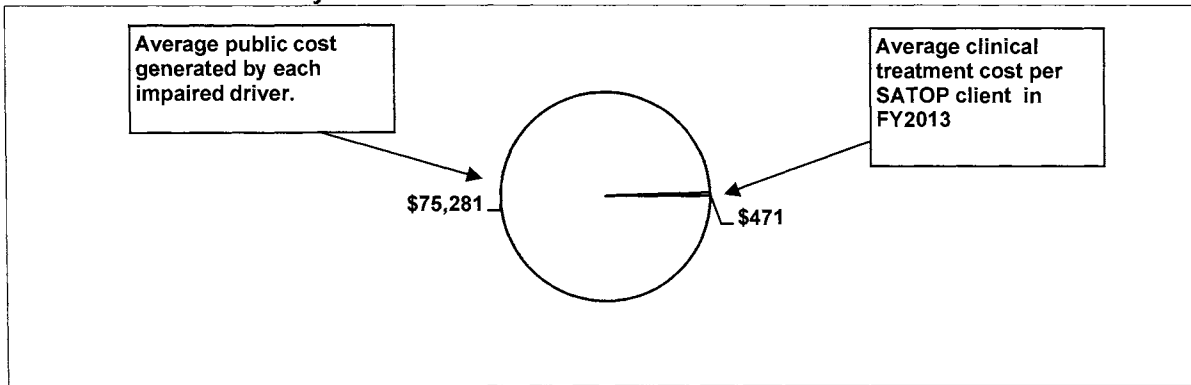
## PROGRAM DESCRIPTION

**Department:** Mental Health

**Program Name:** SATOP

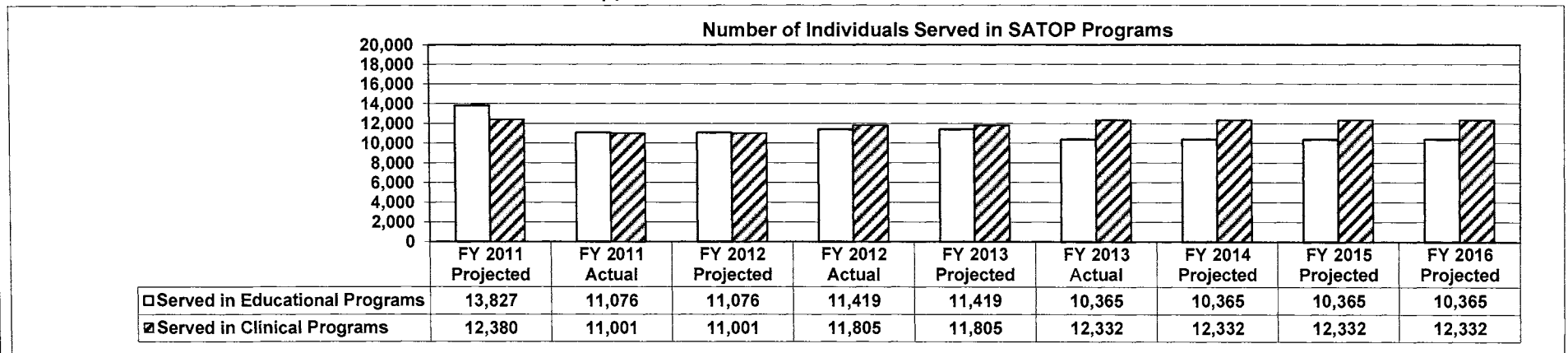
**Program is found in the following core budget(s):** SATOP

**7b. Provide an efficiency measure.**



"Alcohol related crashes in Missouri cost the public an estimated \$2.8 billion in 2000, including \$1.2 billion in monetary costs and almost \$1.6 billion in quality of life costs."  
 -- National Highway Traffic Safety Administration

**7c. Provide the number of clients/individuals served, if applicable.**



**Note:** Number of individuals served depends on the number of DWI arrests. The number of DWI arrests have declined from 35,543 in 2009 to 32,040 in 2012. Data source for arrests: Department of Public Safety, DWITS.

**7d. Provide a customer satisfaction measure, if available.**

N/A



**FY 2015 GOVERNOR RECOMMENDS BUDGET  
DIVISION OF ALCOHOL AND DRUG ABUSE**

<b>FUND NAME</b>	<b>FUND</b>	<b>CORE AMOUNT</b>	<b>CORE FTE</b>	<b>NEW DI AMOUNT</b>	<b>NEW DI FTE</b>	<b>TOTAL AMOUNT</b>	<b>TOTAL FTE</b>
GENERAL REVENUE	0101	\$37,436,491	25.93	\$1,905,578	0.00	\$39,342,069	25.93
FEDERAL	0148	\$79,292,605	53.64	\$49,123,377	0.00	\$128,415,982	53.64
MENTAL HEALTH INTERAGENCY PAYMENT FUND	0109	\$30,000	0.00	\$600	0.00	\$30,600	0.00
INTERGOVERNMENTAL TRANSFER FUND	0147	\$0	0.00	\$0	0.00	\$0	0.00
COMPULSIVE GAMBLERS FUND	0249	\$255,133	1.00	\$5,037	0.00	\$260,170	1.00
HEALTH INITIATIVES FUND	0275	\$6,631,177	6.00	\$4,843	0.00	\$6,636,020	6.00
MENTAL HEALTH EARNINGS FUND	0288	\$6,407,880	3.50	\$734,430	0.00	\$7,142,310	3.50
INMATE REVOLVING FUND	0540	\$3,513,779	0.00	\$0	0.00	\$3,513,779	0.00
HEALTHY FAMILIES TRUST FUND	0625	\$2,343,479	0.00	\$0	0.00	\$2,343,479	0.00
DEBT OFFSET ESCROW	0753	\$0	0.00	\$0	0.00	\$0	0.00
ABANDONED TRANSFER FUND	0863	\$0	0.00	\$0	0.00	\$0	0.00
ICF/MR TRANSFER FUND	0901	\$0	0.00	\$0	0.00	\$0	0.00
MENTAL HEALTH TRUST FUND	0926	\$0	0.00	\$0	0.00	\$0	0.00
MENTAL HEALTH LOCAL TAX MATCH FUND	0930	\$625,275	0.00	\$10,000	0.00	\$635,275	0.00
DEVELOPMENTAL DISABILITIES WAITING LIST TRUST FUND	0986	\$0	0.00	\$0	0.00	\$0	0.00
<b>TOTAL</b>		<b>\$136,535,819</b>	<b>90.07</b>	<b>\$51,783,865</b>	<b>0.00</b>	<b>\$188,319,684</b>	<b>90.07</b>

These totals include the following funds: Mental Health Interagency Payment Fund and Debt Offset Escrow. These are considered double appropriations in the State budget and therefore are not included in the Governor's Executive Budget.





## GLOSSARY FUNDING SOURCES

**Abandoned Fund Account:** This fund collects moneys and other personal item dispositions and then transfers the cash to the Mental Health Trust Fund.

**Compulsive Gamblers Fund (CGF):** Section 313.842, RSMo., authorized a fund to provide treatment services for compulsive gamblers and their families. The fund is supported through the collection of one cent of the admission charge from gambling boats as provided in RSMo. 313.820. This fund receives its revenue by way of a cash transfer from the Gaming Commission Fund.

**Developmental Disabilities Waiting List Trust Fund (DDWLTF):** HB 631, 96th General Assembly, first regular session, allows the Division of Developmental Disabilities to receive monies designated on individual or corporation tax refund forms to serve individuals on the DD waiting list. The legislation also established a new fund in the state treasury to receive these funds. Proceeds collected as a result of the tax refund forms shall be deposited into the new fund.

**Federal (FED):** Authority is appropriated to accept funds coming to the Department from federal grant sources or Medicaid earnings.

**General Revenue (GR):** Missouri State revenues.

**Healthy Family Trust Fund (HFT):** This is a State fund supported from tobacco funding awarded to the State of Missouri.

**Health Initiatives Fund (HIF):** This is a State fund established through the Griffin Health Care Access Bill which receives new revenues from cigarette tax.

**ICF/MR Transfer Fund (ICF-MR):** SB 1081, 94<sup>th</sup> General Assembly provides for the transfer of assessment revenues from providing services of intermediate care facilities.

**Inmate Revolving Fund (IRF):** The Inmate Revolving Fund was established in accordance with RSMo. 217.430. The sources of revenue for the fund are reimbursements from offenders participating in work release, electronic monitoring, and residential treatment facility programs and, per RSMo. 217.690, from the payment of a fee, not to exceed sixty dollars per month, from every offender placed under board supervision on probation, parole, or conditional release. Per RSMo. 217.430, the funds shall be used as provided by appropriation, to support offenders in education programs, drug treatment programs, residential treatment facilities, other community-based sanctions, electronic monitoring, or in work or educational release programs. RSMo. 217.690 further states that funds may be used for the costs of contracted collections services as well as to provide community corrections and intervention services for offenders. Such services include substance abuse assessment and treatment, mental health assessment and treatment, electronic monitoring services, residential facilities services, employment placement services, and other offender community corrections or intervention services designated by the board to assist offenders to successfully complete probation, parole, or conditional release.

## GLOSSARY FUNDING SOURCES

**Inmate Revolving Fund (IRF) (Continued):** The Department of Corrections currently charges a fee of \$30 per offender under community supervision but may waive all or part of that fee based on factors such as disability or inability to pay. DOC agreed on the \$30 fee with the bill's sponsors when the intervention fee went into effect, but they allowed for the possibility of raising the fee in the future. The Department of Mental Health/Division of Alcohol & Drug Abuse, in conjunction with the Department of Corrections, utilizes a portion of these fees for the following programs: Community Partnerships for Restoration (CPR), Treatment Resources Encouraging New Directions (TREND) and Southeast Missouri Treatment program (SEMO). The first two programs, CPR and TREND provide assessment, case management, substance abuse treatment and employment placement for high risk offenders. The third program SEMO, provides substance abuse counseling for high risk probationers who otherwise would be unable to afford the treatment. All three of these programs are important components of the Department's efforts to reduce recidivism.

**Inter-Governmental Transfer Fund (IGT):** This fund is only used when the Department makes an Upper Payment Limit (UPL) claim on the state-operated ICF/MR habilitation centers to draw down additional federal funds for the State. The UPL is a method of calculating a supplemental federal payment in the Medicaid program based on Medicare cost principles.

**Mental Health Earnings Fund (MHEF):** There are several sources of cash deposited to this fund. One source is from the ADA Counselor Certification Board and another is the Substance Abuse & Traffic Offenders Program (SATOP). These are basically self-funded programs where expenditures are limited to the amount of revenues brought into the fund. Other sources include enterprise operations where the Department is reimbursed by private entities for activities such as food service or Mental Health First Aid USA.

**Mental Health Interagency Payments Fund (MHIPF):** This fund provides the mechanism for cooperative agreements between various agencies and the authority to accept funding from another state agency or DMH facility as a result of providing a service to that agency. Appropriations from this fund are considered a "double appropriation" in the statewide budget. An example of interagency payments would include agreements with the Children's Division to provide residential care and recovery for youth who require DMH services.

**Mental Health Trust Fund (MHTF):** This is an appropriation account established by the legislature that allows individuals or organizations to contribute to the Department for clients or programs. Section 630.330 RSMo. creates this fund and authorizes the Department to take, receive, administer and hold in trust grants, gifts, donations, moneys escheated under section 630.320, devises or bequests of money or other personal property and funds from the sales of the facilities' commissaries or canteens. The fund has been used to carry out the objects for which the grants, gifts, donations, bequests, etc. were made or for purposes of funding special projects or purchasing special equipment.

**Mental Health Local Tax Match Fund (MHLTMF):** Authority has been appropriated to maximize local tax funds contributed to pay the State's share for Medicaid-reimbursable services (mill tax, children's tax).

<b>GLOSSARY BUDGET DEFINITIONS</b>
----------------------------------------

**Baseline** - A trend line that tells us where we are headed if we continue doing what we are doing.

**BRASS** - A computerized budget preparation system (Budget Reporting & Analysis Support System).

**Budget Object Budget Class (BOBC)** - Related objects of expense & equipment expenditures (i.e. supplies, office equipment, etc..).

**Budgeting Organization** - An organization which consolidates detail financial data.

**Capital Improvements Budget** - A separate budget request document that lists and explains new construction or maintenance and repair projects needed at department facilities. Currently this is a biennium appropriation, approved for a two-year period.

**Conference Committee** - When the House and Senate versions of the budget do not agree, the budget is submitted to a joint committee of the House and Senate i.e. a certain number of representatives, with a like number of senators (called the Conference Committee) for resolution.

**Core Budget Decision Items** - The total amount of funds which the department and its divisions and facilities have for operations for the current year, less any one-time expenditure, reductions, redirections or transfers.

**Core Reallocation** - This core decision item is used for moving amounts or FTE, within a single budget unit or across multiple budget units, within the Department. These should net to zero within the Department.

**Core Reduction** - This core decision item is used for reductions to the core amount, other than reductions for one-time amounts.

**Core Redirection** - A method of increasing the funds available to one expanding program by refocusing funds from a non-expanding program. Core Redirection requests are treated as new decision items; requiring narrative and fiscal information.

**Core Transfer** - The movement of funds from one agency to another agency.

**Cost-of-Living Adjustment (COLA)** - A Governor recommended salary increase applying to all state employees with the exception of statutory salaries.

**Decision Item** - A specific request for continuation of a core appropriation of new funding requests above core; including narrative and fiscal information.

**Decision Item Number** - A reference number attached to each decision item proposed by the department.

## GLOSSARY BUDGET DEFINITIONS

**Division of Budget and Planning (OA)** - The key Division within the Office of Administration that reviews departmental budgets on behalf of the Governor's Office (also referred to as the Governor's Budget Office).

**Expense & Equipment (EE)** - Budget items that provide for operating costs (e.g., food costs, supplies, equipment, travel, etc.).

**FTE** - Abbreviation for "full time equivalent"; refers to staff positions. One FTE is a full time position. A .50 FTE would be a 50% or half-time position or its equivalent.

**Fiscal Year** - A twelve-month period of time to which the annual budget applies and at the end of which a governmental unit determines its financial position and the results of its operations (In Missouri: July 1, through June 30).

**Governor's Veto** - The Governor has a line-item veto power and may strike out of the budget any line-item or may reduce (but may not increase) the amount of any line-item.

**Governor's Reserve** - The Governor may hold back (reserve) a specified percentage of the department's appropriation for any given fiscal year to balance the budget. These funds are still in the appropriation but may not be spent. They carry over into the core for the following fiscal year and may be released or withheld again.

**House Bill 10 (HB10)** - Official appropriations bill (operating budget) for DMH.

**House Bill 13 (HB13)** - Official appropriation bill for leasing-related costs.

**House Bill 14 (HB14)** - Official appropriation bill for supplemental funding in the current fiscal year.

**House Appropriations Committee for Health & Senior Services, Social Services and Mental Health** - Sub-Committee of the House Budget Committee specifically assigned to review the budgets of the above-named Departments.

**House Budget Committee** - House committee responsible for reviewing and finalizing funding recommendations to the full House for all state departments and elected officials.

**Inflation** - Funds to meet inflationary increases of department facilities and vendors.

**Line Item** - A separate line in a house bill section that designates the funds for use for Personal Services, Expense and Equipment, a combination of Personal Services and/or Expense and Equipment or Program Specific Distributions.

## GLOSSARY BUDGET DEFINITIONS

**Match Requirement** - A condition attached to some federal grants and Medicaid items requiring recipient state governments to provide state funding in support of the state program supported by the federal dollars.

**One-Time Expenditures** - Expenditures that are approved in the budget for one year for major equipment purchases or for other non-recurring expenses.

**Personal Services** – Funds that provide for DMH staff salaries.

**PSD** - Abbreviation for “program specific distribution”; refers to specific program monies such as community services.

**Rank Number** - A number associated with an item indicating its importance relative to other items being requested; number one (1) is interpreted as most important with higher numbers indicating lower ranks.

**Senate Appropriations Committee** - Senate committee responsible for reviewing and finalizing funding recommendations to the full Senate for all state departments and elected officials.

**Strategies** - Specific courses of action that will be undertaken by the agency to accomplish its goals and objectives. While an objective indicates what the agency must do, a strategy indicates how the particular objective or set of objectives will be achieved.

**The Arc of the United States** - World’s largest community based organization of and for people with intellectual and developmental disabilities. It provides an array of services and support for families and individuals and includes over 140,000 members affiliated through more than 780 state and local chapters across the nation. The Arc is devoted to promoting and improving supports and services for all people with intellectual and developmental disabilities.

**Withhold or Expenditure Restriction** - This is above the 3% Governor’s Reserve. The withhold is a temporary or short-term hold on General Revenue and/or Other funds, as necessary to help balance the State budget or meet projected budget shortfalls.

## COMMON MENTAL HEALTH DEFINITIONS, ABBREVIATIONS AND ACRONYMS

<b>ABF</b>	Adult Boarding Facility which is licensed by the Department of Social Services
<b>ACP</b>	Adult Community Programs
<b>ACDD</b>	Accreditation Council on Services for People with Developmental Disabilities
<b>ACSP</b>	Affiliated Community Service Provider
<b>ADA</b>	Division of Alcohol and Drug Abuse
<b>ADA</b>	Americans with Disabilities Act
<b>ADAMHBG</b>	Alcohol and Drug Abuse Mental Health Block Grant
<b>ADEP</b>	Alcohol and Drug Education Program
<b>ADH</b>	Acute Day Hospital
<b>ADMINISTRATIVE AGENT</b>	Agencies which provide a broad range of outpatient and day programs for the mentally ill, as well as access to acute psychiatric hospitalization. In addition, some agencies offer specialized residential programs serving the mentally ill.
<b>AFDC</b>	Aid to Families with Dependent Children
<b>AFSCME</b>	American Federation of State, County and Municipal Employees -- a union recognized as the exclusive bargaining representative for certain employees.
<b>AG</b>	Attorney General
<b>AIMS</b>	Abnormal Involuntary Movement Scale
<b>AMI</b>	Alliance for the Mentally Ill
<b>AOD</b>	Alcohol and Other Drugs
<b>ASMHA</b>	Association of State Mental Health Attorneys

## COMMON MENTAL HEALTH DEFINITIONS, ABBREVIATIONS AND ACRONYMS

<b>ATR</b>	Access to Recovery Grant
<b>BAC</b>	Blood Alcohol Concentration
<b>BBBD</b>	Biologically Based Brain Disorder
<b>BHC</b>	Bellefontaine Habilitation Center
<b>C-2000</b>	Division of ADA program for schools/communities
<b>C &amp; Y</b>	Children and Youth
<b>CARF</b>	Commission on Accreditation of Rehabilitation Facilities -- a private organization recognized by the Department to accredit private in lieu of Department licensure
<b>CARO</b>	Central Accident Reporting Office
<b>CASSP</b>	Child and Adolescent Service System Project
<b>CBM</b>	Center for Behavioral Medicine
<b>CDC</b>	Center for Disease Control
<b>CFR</b>	Code of Federal Regulations
<b>CHIP</b>	Community/Hospital Incentive Program
<b>CHS</b>	Community Housing Support
<b>CI</b>	Capital Improvements - refers to construction and repair projects in the departments 33 facilities.
<b>CIMOR</b>	Customer Information Management Outcomes and Reporting
<b>COMMISSION</b>	Mental Health Commission (appointed by the Governor)
<b>CMHC</b>	Community Mental Health Center, a not-for-profit or community based mental health care provider serving individuals in a service area

## COMMON MENTAL HEALTH DEFINITIONS, ABBREVIATIONS AND ACRONYMS

<b>CMHW</b>	Children's Mental Health Week
<b>CMS</b>	Center for Medicare and Medicaid Services
<b>COLA</b>	Cost-of-Living Adjustment
<b>CP</b>	Cerebral Palsy
<b>CPP</b>	Community Placement Program
<b>CPRC</b>	Community Psychiatric Rehabilitation Center
<b>CPRP</b>	Community Psychiatric Rehabilitation Program
<b>CPS</b>	Division of Comprehensive Psychiatric Services
<b>CPT-4</b>	Current Procedural Terminology -- fourth edition
<b>CRAC</b>	Central Regional Advisory Council
<b>CRTC</b>	Cottonwood Residential Treatment Center
<b>CRU</b>	Clinical Review Unit
<b>CSA</b>	Civil Service Annuity
<b>CSAP</b>	Center for Substance Abuse Prevention
<b>CSAPP</b>	Certified Substance Abuse Prevention Professional
<b>CSAT</b>	Center for Substance Abuse Treatment
<b>CSR</b>	Code of State Regulations
<b>CSS</b>	Community Support Staff – within the Division of Developmental Disabilities



## COMMON MENTAL HEALTH DEFINITIONS, ABBREVIATIONS AND ACRONYMS

<b>CSTAR</b>	Comprehensive Substance Treatment and Rehabilitation
<b>CTRAC</b>	Client Tracking, Registration, Admissions, and Commitments
<b>DD</b>	Developmental Disabilities
<b>DDD</b>	Division of Developmental Disabilities
<b>DDTC</b>	Developmental Disabilities Treatment Center (St. Louis facility)
<b>DESE</b>	Department of Elementary and Secondary Education
<b>DETOX</b>	Alcoholism Detoxification
<b>DFS</b>	Missouri Division of Family Services
<b>D/HH</b>	Deaf/Hard of Hearing
<b>DIS</b>	Drug Inventory System
<b>DMH</b>	Department of Mental Health
<b>DIVISION</b>	One of three units of the Department of Mental Health
<b>DOH or DHSS</b>	Department of Health and Senior Services
<b>DOP</b>	Departmentwide Programs
<b>DOR</b>	Department Operating Regulation
<b>DSM</b>	Diagnostic and Statistical Manual
<b>DSM III</b>	Diagnostic and Statistical Manual-Third Edition, used by the department professional staff to diagnose clients served
<b>DSM-4R</b>	Diagnostic and Statistical Manual-Fourth Edition

## COMMON MENTAL HEALTH DEFINITIONS, ABBREVIATIONS AND ACRONYMS

<b>DSS or DOSS</b>	Missouri Department of Social Services
<b>DUI</b>	Driving Under the Influence
<b>DWI</b>	Driving While Intoxicated
<b>DYS</b>	Division of Youth Services Children's Division
<b>E &amp; E or EE</b>	Expenses and Equipment
<b>EAP</b>	Employee Assistance Program
<b>ECA</b>	Epidemiological Catchment Area -- study of prevalence of mental illness, retardation, substance abuse
<b>EEO</b>	Equal Employment Opportunity
<b>EEOC</b>	Equal Employment Opportunity Commission -- the federal agency which administers federal laws and regulations on equal employment opportunity
<b>EPSDT</b>	Early and Periodic Screening, Diagnosis and Treatment (services for children)
<b>FAS</b>	Fetal Alcohol Syndrome
<b>FFP</b>	Federal Financial Participation
<b>FMRF</b>	Facilities Maintenance and Reserve Fund
<b>FORENSIC CLIENT</b>	A client referred through the criminal justice system
<b>FQHC</b>	Federally Qualified Health Center
<b>FSH</b>	Fulton State Hospital
<b>FTE</b>	Full Time Equivalent (full time employees)
<b>FY</b>	Fiscal Year

## COMMON MENTAL HEALTH DEFINITIONS, ABBREVIATIONS AND ACRONYMS

<b>GIS</b>	General Inventory System
<b>GBMI</b>	Guilty But Mentally Ill
<b>GR</b>	General Revenue (state money appropriated by the Missouri General Assembly)
<b>HB</b>	House Bill
<b>HC</b>	Habilitation Center (DD facilities)
<b>HCFA</b>	Health Care Financing Administration
<b>HCPH</b>	Hawthorn Children's Psychiatric Hospital
<b>HCS</b>	House Committee Substitute
<b>HCY</b>	Healthy Children and Youth (AKA EPSDT)
<b>HHC</b>	Higginsville Habilitation Center
<b>HHS</b>	Department of Health and Human Services (Federal)
<b>HJR</b>	House Joint Resolution
<b>HMI</b>	Homeless Mentally Ill
<b>HMO</b>	Health Maintenance Organization
<b>HS</b>	House Substitute for legislation proposed by a House Committee or the Senate
<b>HUD</b>	Housing and Urban Development (U.S. Department)
<b>IAPSRs</b>	International Association of Psycho-Social Rehabilitation Services
<b>ICAP</b>	Inventory for Client and Agency Planning
<b>ICD-9-CM</b>	International Classification of Diseases 9th revision Clinical Modification

## COMMON MENTAL HEALTH DEFINITIONS, ABBREVIATIONS AND ACRONYMS

<b>ICF</b>	Intermediate Care Facility (general) which is licensed by the Department of Social Services and may be certified under the MO HealthNet (Title XIX)
<b>ICF/DD</b>	Intermediate Care Facility for the Developmentally Disabled, a program certified under the federal Medicaid Program (Title XIX)
<b>IEP</b>	Individual Education Program required for all handicapped children under IDEA.
<b>IFB</b>	Invitation for Bid
<b>IFSP</b>	Individualized Family Service Plan
<b>IHP</b>	Individual Habilitation Plan, for clients of the Division of Developmental Disabilities
<b>IPC</b>	Individual Plan of Care -- a plan for clients of the Division of DD for the MO HealthNet Waiver program
<b>IRP</b>	Individual Rehabilitation Plan, required for clients of the Division of Alcohol and Drug Abuse
<b>ISGB</b>	Information Systems' Governing Board (for DMH data processing policy and direction)
<b>ISL</b>	Individualized Supported Living
<b>IST</b>	Incompetent to Stand Trial
<b>ITP</b>	Individual Treatment Plan, a plan required for clients of the Division of Comprehensive Psychiatric Services
<b>ITSD</b>	Information Technology Services Division
<b>JCAHO</b>	The Joint Commission on Accreditation of Health Care Organizations, a private organization recognized by the Department to accredit Division of Comprehensive Psychiatric Services facilities
<b>LRE</b>	Least Restrictive Environment
<b>M &amp; R</b>	Maintenance and Repair - refers to capital improvement projects in state facilities
<b>MAADAP</b>	Missouri Association of Alcohol and Drug Abuse Programs

## COMMON MENTAL HEALTH DEFINITIONS, ABBREVIATIONS AND ACRONYMS

<b>MABSS</b>	Missouri Adaptive Behavior Scoring System
<b>MACDDS</b>	Missouri Association of County Developmental Disabilities Services
<b>MAPP</b>	Missouri Association of Public Purchasing
<b>MCD</b>	Missouri Commission for the Deaf
<b>MCFDS</b>	Missouri Consumer and Family Directed Supports
<b>MEIS</b>	MO HealthNet Eligibility Information System
<b>MHA</b>	Mental Health Association
<b>MHAD</b>	Mental Health Awareness Day
<b>MHC</b>	Marshall Habilitation Center
<b>MHC</b>	Mental Health Center
<b>MHC</b>	Mental Health Commission
<b>MHCBW</b>	Missouri Home and Community-Based Waiver (DD)
<b>MHEF</b>	Mental Health Earnings Fund
<b>MHP</b>	Mental Health Professional
<b>MHRCF</b>	Mental Health Residential Care Facility
<b>MI</b>	Mental Illness
<b>MICA</b>	Mentally Ill Chemical Abuser
<b>MI/DD</b>	Mentally Ill and Developmentally Disabled

## COMMON MENTAL HEALTH DEFINITIONS, ABBREVIATIONS AND ACRONYMS

<b>MIMH</b>	Missouri Institute of Mental Health (formerly MIP); part of the University of Missouri located in the Kohler Building at St. Louis Psychiatric Rehabilitation Center
<b>MISA</b>	Mentally Ill with Substance Abuse
<b>MLC</b>	Missouri Level of Care
<b>MMAC</b>	Missouri Medicaid Audit & Compliance
<b>MMHCN</b>	Missouri Mental Health Consumer Network
<b>MOACT</b>	Missouri Association of Community Task Forces
<b>MOAIDD</b>	Missouri Advocates for Individuals with Developmental Disabilities
<b>MOAPSRs</b>	Missouri Association of Psychosocial Rehabilitation Services
<b>MOCABI</b>	Missouri Critical Adaptive Behaviors Inventory
<b>MOCAMI</b>	Missouri Coalition of the Alliances for the Mentally Ill
<b>MOCDD</b>	Missouri Children with Developmental Disabilities Waiver
<b>MOPAS</b>	Missouri Protection and Advocacy Services
<b>MO-SPAN</b>	Missouri Statewide Parent Advisory Network – Federally funded statewide network for children with severe emotional disturbance and their families.
<b>MOSERS</b>	Missouri State Employees' Retirement System
<b>MPC</b>	Missouri Planning Council -- the statewide advisory council for persons with developmental disabilities
<b>MR</b>	Mental Retardation
<b>MSACCB</b>	Missouri Substance Abuse Counselor Certification Board
<b>MSE</b>	Mental Status Exam

## COMMON MENTAL HEALTH DEFINITIONS, ABBREVIATIONS AND ACRONYMS

<b>MSLPC</b>	Metropolitan St. Louis Psychiatric Center
<b>MW</b>	MO HealthNet Waiver
<b>NADDC</b>	National Association of Developmental Disabilities Councils
<b>NAFS</b>	Non-appropriated Fund System
<b>NAMI</b>	National Alliance for the Mentally Ill
<b>NAMI of Missouri</b>	Missouri Coalition of the Alliances for the Mentally Ill
<b>NASADAD</b>	National Association of State Alcohol and Drug Abuse Directors
<b>NASDDDS</b>	National Association of State Directors of Developmental Disabilities
<b>NASMHPD</b>	National Association of State Mental Health Program Directors
<b>NF</b>	Nursing Facility
<b>NGRI</b>	Not Guilty by Reason of Mental Disease or Defect
<b>NHC</b>	Nevada Habilitation Center
<b>NHR</b>	Nursing Home Reform
<b>NIAAA</b>	National Institute of Alcoholism and Alcohol Abuse
<b>NIDA</b>	National Institute on Drug Abuse
<b>NIGP</b>	National Institute of Governmental Purchasing, Inc.
<b>NIMH</b>	National Institute of Mental Health
<b>NMPRC</b>	Northwest Psychiatric Rehabilitation Center in St. Joseph

## COMMON MENTAL HEALTH DEFINITIONS, ABBREVIATIONS AND ACRONYMS

<b>NPN</b>	National Prevention Network
<b>OA</b>	Office of Administration
<b>OIS</b>	Office of Information Systems
<b>OJT</b>	On-the-Job Training
<b>OPMR</b>	Operational Maintenance and Repair funds
<b>PAB</b>	Personnel Advisory Board
<b>PGH</b>	Psychiatric Group Home
<b>P.L. 94-142</b>	Education for all Handicapped Children Act of 1975
<b>POS</b>	Purchase of Service System -- contracts with community vendors for providing services to DMH clients
<b>PRC</b>	Professional Review Committee -- advises the Department Director about research
<b>PS</b>	Personal Services
<b>PSD</b>	Program Specific Distribution
<b>PSR</b>	Psychosocial Rehabilitation Services
<b>PSRO</b>	Professional Standards Review Organization
<b>PTR</b>	Personnel Transaction Record
<b>QA</b>	Quality Assurance
<b>QDDP</b>	Qualified Developmental Disability Professional
<b>QMHP</b>	Qualified Mental Health Professional
<b>QSAC</b>	Qualified Substance Abuse Counselor



## COMMON MENTAL HEALTH DEFINITIONS, ABBREVIATIONS AND ACRONYMS

<b>QSAP</b>	Qualified Substance Abuse Professional
<b>RAC</b>	Regional Advisory Council
<b>RCF</b>	Residential Care Facility -- licensed by the Departments of Social Services and Mental Health
<b>RCP</b>	Regional Community Placement
<b>RFI</b>	Request for Information
<b>RFP</b>	Request for Proposal
<b>RO</b>	Regional Office (DD facilities)
<b>RSMo</b>	Revised Statutes of Missouri
<b>SA</b>	Service Area (replaces catchment area)
<b>SA</b>	Substance Abuse
<b>SAC</b>	State Advisory Council
<b>SACCA</b>	State Advisory Council on Client Affairs -- advises the Department Director about client rights
<b>SAMHSA</b>	Substance Abuse and Mental Health Services Administration
<b>SATOP</b>	Substance Abuse Traffic Offender Program
<b>SB</b>	Senate Bill
<b>SBIRT</b>	Screening, Brief Intervention, Referral and Treatment
<b>SB 40</b>	Senate Bill 40 (county tax levy for services to persons with developmental disabilities)
<b>SB 40 BOARD</b>	Board which administers county property tax funds for services to the developmentally disabled
<b>SCL</b>	Supported Community Living

## COMMON MENTAL HEALTH DEFINITIONS, ABBREVIATIONS AND ACRONYMS

<b>SCS</b>	Senate Committee Substitute
<b>SED</b>	Serious Emotional Disturbances
<b>SEMO</b>	Southeast Missouri Mental Health Center
<b>SEMORS</b>	Southeast Missouri Residential Services
<b>SIB-R</b>	Scales of Independent Behavior – Revised
<b>SJR</b>	Senate Joint Resolution
<b>SLPRC</b>	St. Louis Psychiatric Rehabilitation Center
<b>SMMHC</b>	Southeast MO Mental Health Center
<b>SMPRC</b>	Southwest MO Psychiatric Rehabilitation Center
<b>SMT</b>	Standard Means Test
<b>SNF</b>	Skilled Nursing Facility
<b>SOCF</b>	State Operated Community Facilities
<b>SORTS</b>	Sex Offender Rehab and Treatment Services
<b>SS</b>	Senate Substitute
<b>SS</b>	Social Security
<b>SSA</b>	Social Security Administration
<b>SSBG</b>	Social Services Block Grant
<b>SSDI</b>	Social Security Disability Income
<b>SSI</b>	Supplemental Security Income benefits under Title XVI of the Social Security Act

## COMMON MENTAL HEALTH DEFINITIONS, ABBREVIATIONS AND ACRONYMS

<b>SSN</b>	Social Security Number
<b>SVP</b>	Sexual Violent Predator
<b>TANF</b>	Temporary Assistance for Needy Families
<b>TBI</b>	Traumatic Brain Injury
<b>TCM</b>	Targeted Case Management
<b>TITLE XVI SSI</b>	The Supplemental Security Income (SSI) Program under the Federal Social Security Act
<b>TITLE XVIII</b>	The Medicare Program under the Federal Social Security Act
<b>TITLE XIX</b>	The MO HealthNet Program under the Federal Social Security Act
<b>TITLE XX</b>	The Social Services program under the Federal Social Security Act
<b>TL</b>	Transitional Living (supervised living arrangement for patients after discharge from hospital)
<b>UAP</b>	University Affiliated Program
<b>UCPA</b>	United Cerebral Palsy Association
<b>UPL</b>	Upper Payment Limit
<b>VA</b>	Veterans Administration
<b>VIS</b>	Vendor Inventory System
<b>VOR</b>	Voice of the Retarded
<b>VR</b>	Vocational Rehabilitation
<b>YCP</b>	Youth Community Programs