

# State of Missouri

## Statewide Real Estate Recommendation



**FY 2023**

**Office of Administration**  
**Division of Facilities Management, Design and Construction**  
**Office Space Planning Program**  
**Governor's Recommendation**



**OFFICE OF ADMINISTRATION  
 DIVISION OF FACILITIES MANAGEMENT, DESIGN AND CONSTRUCTION  
 HB 13 – STATEWIDE REAL ESTATE  
 FY 2023 GOVERNOR’S RECOMMENDED REQUEST BUDGET**

**Table of Contents**

**House Bill 13**

Statewide Real Estate Budget Summary .....	1
Reconciliation Summary .....	3
Historical Budget Information .....	4
Fund Summary .....	5
Leased Facility Requirement .....	11
State Owned Facility Requirement .....	25
Institutional Facility Requirement .....	32
OA-Administrative Trust Fund (OA-RATF) .....	34

**Core Forms**

Department of Agriculture .....	35
Attorney General’s Office .....	39
Auditor’s Office .....	43
Department of Corrections .....	47
Department of Economic Development .....	51
Department of Elementary & Secondary Education .....	55
Missouri Ethics Commission .....	60
Missouri Gaming Commission .....	63
Governor’s Office .....	67
Department of Health and Senior Services .....	70
Department of Higher Education & Workforce Dev .....	75
Missouri State Highway Patrol .....	79
Department of Commerce and Insurance .....	84
Judiciary .....	89
Department of Labor and Industrial Relations .....	93
Legislature .....	97
Missouri Lottery .....	101

**Core Forms (continued)**

Lieutenant Governor’s Office .....	104
Department of Mental Health .....	108
OA-RATF (Multi-Tenant) .....	113
Missouri National Guard .....	116
Department of Natural Resources .....	119
Office of Administration .....	123
Department of Public Safety .....	127
Department of Revenue .....	131
Secretary of State’s Office .....	135
Department of Social Services .....	139
Treasurer’s Office .....	144
Legal Expense Transfer Fund .....	147

**New Decision Items**

Health & Senior Services – PPE Warehouse Space ..	150
Public Safety (SEMA) – PPE Warehouse Space .....	154
Corrections – Eastern Region Training Center .....	158
OA (FMDC) – Increase Appropriation Authority .....	164
Pay Plan – FY 2022 Cost to Continue .....	168
Pay Plan – FY 2023 Cost to Continue .....	170



**FY 2023**

**HB 13 - Statewide Real Estate Budget Summary**

**Office of Administration**

**Division of Facilities Management, Design and Construction**

**Department Request Budget**

The Division of Facilities Management, Design and Construction (FMDC) provides oversight for all leased facilities, state-owned facilities, and most institutional facilities, excluding facilities occupied by Conservation, MoDOT and Colleges and Universities. The total square footage under the oversight of FMDC exceeds 14.4M as shown below.

<b>SQUARE FOOTAGE</b>	
2,955,385	Leased Facilities - office, day treatment, state schools, warehouse, labs, etc.
5,143,064	State-owned Facilities - office, labs, warehouse, etc.
6,164,753	Institutional Facilities - state schools and mental health facilities
<b>14,263,202</b>	<b>TOTAL SQUARE FOOTAGE (Includes OA-RATF)</b>

The FY 2023 Department Request Budget total of nearly \$111M includes the annual rent for leased facilities and the annual cost of operations for state-owned facilities and institutional facilities. The cost per square foot for state-owned facilities and institutional facilities is based on prior year actual cost of operations. The cost per square foot for leased facilities reflects current lease rates and the prior year costs for janitorial and utilities. A summary of the FY 2023 Department Request Budget is shown below.

<b>ANNUAL RENT</b>	<b>FACILITY TYPE</b>
\$44,479,083	Leased Facilities
\$31,872,177	State-owned Facilities
\$32,635,938	Institutional Facilities
\$1,500,000	OA-RATF
<b>\$110,487,198</b>	<b>TOTAL SQUARE FOOTAGE (Includes OA-RATF)</b>

<b>TRANSFERS IN</b>		<b>RECOMMENDED FUNDING</b>		
<b>DEPARTMENT</b>	<b>DESCRIPTION</b>	<b>GR</b>	<b>FEDERAL</b>	<b>OTHER</b>
DED - Leased	Office Space in Springfield	\$2,070	\$0	\$0
OA-ITSD - State-owned	Office Space in Fletcher Daniels State Office Building	\$31,585	\$0	\$0
		\$0	\$0	\$0
<b>TOTAL BY FUND</b>		<b>\$33,655</b>	<b>\$0</b>	<b>\$0</b>
<b>TOTAL (ALL FUNDS)</b>		<b>\$33,655</b>		

**Significant Core Actions (continued):**

<b>TRANSFERS OUT</b>		<b>RECOMMENDED FUNDING</b>		
<b>DEPARTMENT</b>	<b>DESCRIPTION</b>	<b>GR</b>	<b>FEDERAL</b>	<b>OTHER</b>
		\$0	\$0	\$0
		\$0	\$0	\$0
		\$0	\$0	\$0
<b>TOTAL BY FUND</b>		\$0	\$0	\$0
<b>TOTAL (ALL FUNDS)</b>		\$0		

<b>CORE REDUCTIONS</b>		<b>RECOMMENDED FUNDING</b>		
<b>DEPARTMENT</b>	<b>DESCRIPTION</b>	<b>GR</b>	<b>FEDERAL</b>	<b>OTHER</b>
DHSS - Leased	PPE Warehouse Space	\$360,000	\$360,000	\$0
DPS-SEMA - Leased	PPE Warehouse Space	\$90,000	\$90,000	\$0
		\$0	\$0	\$0
<b>TOTAL BY FUND</b>		\$450,000	\$450,000	\$0
<b>TOTAL (ALL FUNDS)</b>		\$900,000		

<b>NEW DECISION ITEMS</b>		<b>RECOMMENDED FUNDING</b>		
<b>DEPARTMENT</b>	<b>DESCRIPTION</b>	<b>GR</b>	<b>FEDERAL</b>	<b>OTHER</b>
Statewide	Pay Plan - FY 2022 Cost to Continue	\$235,714	\$32,696	\$20,304
DHSS - Leased	PPE Warehouse Space	\$0	\$1,455,600	\$0
DPS-SEMA - Leased	PPE Warehouse Space	\$188,000	\$0	\$0
DOC - Leased	Eastern Region Training Center	\$227,530	\$0	\$0
OA-FMDC	Increase Appropriation Authority	\$2,581,123	\$960,348	\$555,786
Statewide	Pay Plan - FY 2023 5.5% Increase	\$1,312,549	\$172,192	\$121,812
		\$0	\$0	\$0
		\$0	\$0	\$0
		\$0	\$0	\$0
<b>TOTAL BY FUND</b>		\$4,544,916	\$2,620,836	\$697,902
<b>TOTAL (ALL FUNDS)</b>		\$7,863,654		

**FY 2023 HB13 RECONCILIATION SUMMARY - GOVERNOR'S RECOMMENDED BUDGET**

<b>RECONCILIATION</b>	<b>GENERAL REVENUE</b>	<b>FEDERAL</b>	<b>OTHER</b>	<b>TOTAL</b>
FY 2022 APPROPRIATION - LEASING	\$ 26,329,751	\$ 13,252,305	\$ 6,516,975	\$ 46,099,031
LEASING ONE-TIME EXPENDITURE REDUCTIONS	\$ (450,000)	\$ (450,000)	\$ -	\$ (900,000)
LEASING TRANSFERS IN	\$ 2,070	\$ -	\$ -	\$ 2,070
LEASING CORE REALLOCATIONS	\$ (2,033,000)	\$ (252,400)	\$ (155,000)	\$ (2,440,400)
NDIs-DPS-SEMA AND DHSS PPE WAREHOUSE SPACE	\$ 188,000	\$ 1,455,600	\$ -	\$ 1,643,600
NDI-DOC EASTERN REGION TRAINING CENTER	\$ 227,530	\$ -	\$ -	\$ 227,530
NDI-INCREASE APPROPRIATION AUTHORITY	\$ 1,316,488	\$ 662,615	\$ 325,849	\$ 2,304,952
NDI-PAY PLAN 5.5%	\$ 63,849	\$ 26,369	\$ 14,752	\$ 104,970
NDI-COST TO CONTINUE PAY PLAN 2%	\$ 45,073	\$ 18,216	\$ 10,693	\$ 73,982
<b>FY 2023 DEPARTMENT REQUEST LEASING TOTAL</b>	<b>\$ 25,689,761</b>	<b>\$ 14,712,705</b>	<b>\$ 6,713,269</b>	<b>\$ 47,115,735</b>
FY 2022 APPROPRIATION - STATE OWNED	\$ 19,319,795	\$ 5,782,791	\$ 4,249,680	\$ 29,352,266
STATE OWNED TRANSFERS IN	\$ 31,585	\$ -	\$ -	\$ 31,585
STATE OWNED CORE REALLOCATIONS	\$ 2,033,000	\$ 58,200	\$ 349,200	\$ 2,440,400
NDI-INCREASE APPROPRIATION AUTHORITY	\$ 965,990	\$ 289,140	\$ 212,484	\$ 1,467,614
NDI-PAY PLAN 5.5%	\$ 406,692	\$ 119,083	\$ 89,636	\$ 615,411
NDI-COST TO CONTINUE PAY PLAN 2%	\$ 31,675	\$ 9,763	\$ 6,488	\$ 47,926
<b>FY 2023 DEPARTMENT REQUEST STATE OWNED TOTAL</b>	<b>\$ 22,788,737</b>	<b>\$ 6,258,977</b>	<b>\$ 4,907,488</b>	<b>\$ 33,955,202</b>
FY 2022 APPROPRIATION - INSTITUTIONAL	\$ 29,864,487	\$ 859,334	\$ 1,745,311	\$ 32,469,132
NDI-INCREASE APPROPRIATION AUTHORITY	\$ 298,645	\$ 8,593	\$ -	\$ 307,238
NDI-PAY PLAN 5.5%	\$ 842,014	\$ 26,740	\$ 17,424	\$ 886,178
NDI-COST TO CONTINUE PAY PLAN 2%	\$ 158,966	\$ 4,717	\$ 3,123	\$ 166,806
<b>FY 2023 DEPARTMENT REQUEST INSTITUTIONAL TOTAL</b>	<b>\$ 31,164,112</b>	<b>\$ 899,384</b>	<b>\$ 1,765,858</b>	<b>\$ 33,829,354</b>
FY 2022 APPROPRIATION - OA-RATF	\$ -	\$ -	\$ 1,500,000	\$ 1,500,000
<b>FY 2023 DEPARTMENT REQUEST OA-RATF TOTAL</b>	<b>\$ -</b>	<b>\$ -</b>	<b>\$ 1,517,453</b>	<b>\$ 1,517,453</b>
<b>TOTAL FY 2023 HB13 DEPARTMENT REQUESTS</b>	<b>\$ 79,642,610</b>	<b>\$ 21,871,066</b>	<b>\$ 14,904,068</b>	<b>\$ 116,417,744</b>

**HB 13 HISTORICAL BUDGET INFORMATION**

<b>FY2023 Budget</b>	<b>Dept. Request</b>	<b>TAFP after Vetoes</b>
Leasing	\$44,479,083	
State Owned	\$31,872,177	
Institutional	\$32,635,938	
OA RATF	\$1,500,000	
National Guard	\$0	
<b>FY2023 Total</b>	<b>\$110,487,198</b>	<b>\$0</b>

<b>FY2018 Budget</b>	<b>Dept. Request</b>	<b>TAFP after Vetoes</b>
Leasing	\$44,901,931	\$44,901,931
State Owned	\$27,057,971	\$27,057,971
Institutional	\$34,302,805	\$34,302,805
OA RATF	\$1,500,000	\$1,500,000
National Guard	\$0	\$0
<b>FY2018 Total</b>	<b>\$107,762,707</b>	<b>\$107,762,707</b>

<b>FY2022 Budget</b>	<b>Dept. Request</b>	<b>TAFP after Vetoes</b>
Leasing	\$45,125,044	\$46,099,031
State Owned	\$29,246,190	\$29,352,266
Institutional	\$32,365,808	\$32,469,132
OA RATF	\$1,500,000	\$1,500,000
National Guard	\$0	\$0
<b>FY2022 Total</b>	<b>\$108,237,042</b>	<b>\$109,420,429</b>

<b>FY2017 Budget</b>	<b>Dept. Request</b>	<b>TAFP after Vetoes</b>
Leasing	\$42,784,072	\$42,649,410
State Owned	\$26,816,538	\$26,816,538
Institutional	\$34,553,853	\$34,553,853
OA RATF	\$1,500,000	\$1,500,000
National Guard	\$1,681,676	\$1,681,676
<b>FY2017 Total</b>	<b>\$107,336,139</b>	<b>\$107,190,385</b>

<b>FY2021 Budget</b>	<b>Dept. Request</b>	<b>TAFP after Vetoes</b>
Leasing	\$46,929,745	\$45,305,289
State Owned	\$28,906,585	\$29,065,945
Institutional	\$32,360,321	\$32,365,808
OA RATF	\$1,500,000	\$1,500,000
National Guard	\$0	\$0
<b>FY2021 Total</b>	<b>\$109,696,651</b>	<b>\$108,237,042</b>

<b>FY2016 Budget</b>	<b>Dept. Request</b>	<b>TAFP after Vetoes</b>
Leasing	\$42,049,098	\$42,049,098
State Owned	\$26,108,846	\$26,108,846
Institutional	\$34,382,909	\$34,382,909
OA RATF	\$1,500,000	\$1,500,000
National Guard	\$1,656,676	\$1,656,676
<b>FY2016 Total</b>	<b>\$105,697,529</b>	<b>\$105,697,529</b>

<b>FY2020 Budget</b>	<b>Dept. Request</b>	<b>TAFP after Vetoes</b>
Leasing	\$45,897,858	\$45,163,103
State Owned	\$28,342,718	\$28,736,971
Institutional	\$30,926,522	\$31,632,454
OA RATF	\$1,500,000	\$1,500,000
National Guard	\$0	\$0
<b>FY2020 Total</b>	<b>\$106,667,098</b>	<b>\$107,032,528</b>

<b>FY2015 Budget</b>	<b>Dept. Request</b>	<b>TAFP after Vetoes</b>
Leasing	\$41,396,419	\$41,384,740
State Owned	\$26,351,709	\$32,272,234
Institutional	\$35,203,117	\$35,062,481
OA RATF	\$1,500,000	\$1,500,000
National Guard	\$1,657,596	\$1,657,112
<b>FY2015 Total</b>	<b>\$106,108,841</b>	<b>\$111,876,567</b>

<b>FY2019 Budget</b>	<b>Dept. Request</b>	<b>TAFP after Vetoes</b>
Leasing	\$45,356,747	\$45,546,518
State Owned	\$27,668,415	\$27,628,807
Institutional	\$35,248,441	\$35,170,784
OA RATF	\$1,500,000	\$1,500,000
National Guard	\$0	\$0
<b>FY2019 Total</b>	<b>\$109,773,603</b>	<b>\$109,846,109</b>

<b>FY2014 Budget</b>	<b>Dept. Request</b>	<b>TAFP after Vetoes</b>
Leasing	\$40,479,564	\$40,689,485
State Owned	\$25,644,160	\$25,843,857
Institutional	\$78,343,543	\$79,012,834
OA RATF	\$1,500,000	\$1,500,000
National Guard	\$6,632,405	\$7,782,405
<b>FY2014 Total</b>	<b>\$152,599,672</b>	<b>\$154,828,581</b>



**FY 2023 FUND SUMMARY**

<i>FUND NAME</i>	<i>FUND</i>	<i>APPROPRIATION NAME</i>	<i>APPROP</i>	<i>GENERAL REVENUE</i>	<i>FEDERAL</i>	<i>OTHER</i>	<i>TOTAL</i>
GENERAL REVENUE	0101	AGRICULTURE LEASING-0101	1473	\$ 256,463		\$	256,463
AGRICULTURE-FED/OTHER	0133	AGRICULTURE LEASING-0133	4227		\$ 4,899	\$	4,899
GRAIN INSPECTION FEES	0647	AGRICULTURE LEASING-0647	1474			\$ 71,298	71,298
PETROLEUM INSPECTION FUND	0662	AGRICULTURE LEASING-0662	0653			\$ 8,155	8,155
AGRICULTURE PROTECTION	0970	AGRICULTURE LEASING-0970	8194			\$ 1,119	1,119
GENERAL REVENUE	0101	AGRICULTURE STATE OWNED-0101	7676	\$ 98,366		\$	98,366
AGRICULTURE-FEDERAL AND OTHER	0133	AGRICULTURE STATE OWNED-0133	7677		\$ 27,055	\$	27,055
ANIMAL HEALTH LABORATORY FEES	0292	AGRICULTURE STATE OWNED-0292	7808			\$ 37,581	37,581
ANIMAL CARE RESERVE	0295	AGRICULTURE STATE OWNED-0295	7678			\$ 3,354	3,354
COMMODITY COUNCIL MERCHANISING	0406	AGRICULTURE STATE OWNED-0406	7679			\$ 3,206	3,206
SP ANIMAL FAC LOAN PROGRAM	0408	AGRICULTURE STATE OWNED-0408	7680			\$ 3,806	3,806
INDUSTRIAL HEMP FUND	0476	AGRICULTURE STATE OWNED-0476	6074			\$ 3,095	3,095
MILK INSPECTION FEES	0645	AGRICULTURE STATE OWNED-0645	7681			\$ 4,195	4,195
GRAIN INSPECTION FEES	0647	AGRICULTURE STATE OWNED-0647	7682			\$ 3,602	3,602
PETROLEUM INSPECTION FUND	0662	AGRICULTURE STATE OWNED-0662	7683			\$ 112,527	112,527
MISSOURI WINE & GRAPE FUND	0787	AGRICULTURE STATE OWNED-0787	8404			\$ 10,351	10,351
AGRICULTURE DEVELOPMENT	0904	AGRICULTURE STATE OWNED-0904	7686			\$ 1,501	1,501
AGRICULTURE PROTECTION	0970	AGRICULTURE STATE OWNED-0970	8245			\$ 288,228	288,228
GENERAL REVENUE	0101	ATTORNEY GENERAL-0101	3184	\$ 472,377		\$	472,377
ATTORNEY GENERAL	0136	ATTORNEY GENERAL-0136	3186		\$ 139,430	\$	139,430
ATTORNEY GENERAL	0631	ATTORNEY GENERAL-0631	3187			\$ 117,863	117,863
WORKERS COMPENSATION	0652	ATTORNEY GENERAL-0652	3188			\$ 89,260	89,260
WORKERS COMP-SECOND INJURY	0653	ATTORNEY GENERAL-0653	3189			\$ 89,260	89,260
MO OFFICE OF PROSECUTION SERV	0680	ATTORNEY GENERAL-0680	2022			\$ 36,582	36,582
HAZARDOUS WASTE FUND	0676	ATTORNEY GENERAL-0676	2005			\$ 7,845	7,845
GENERAL REVENUE	0101	ATTORNEY GENERAL ST OWNED-0101	7778	\$ 542,179		\$	542,179
ATTORNEY GENERAL	0136	ATTORNEY GENERAL ST OWNED-0136	7779		\$ 165,289	\$	165,289
GAMING COMMISSION FUND	0286	ATTORNEY GENERAL ST OWNED-0286	7780			\$ -	-
NRP-WATER POLLUTION PERMIT FEE	0568	ATTORNEY GENERAL ST OWNED-0568	7782			\$ 10,296	10,296
WORKERS COMPENSATION	0652	ATTORNEY GENERAL ST OWNED-0652	7783			\$ 34,805	34,805
WORKERS COMP-SECOND INJURY	0653	ATTORNEY GENERAL ST OWNED-0653	7784			\$ 34,805	34,805
LOTTERY ENTERPRISE	0657	ATTORNEY GENERAL ST OWNED-0657	7785			\$ -	-
HAZARDOUS WASTE FUND	0676	ATTORNEY GENERAL ST OWNED-0676	7786			\$ 10,296	10,296
INMATE INCAR REIMB ACT REVOLV	0828	ATTORNEY GENERAL ST OWNED-0828	7787			\$ -	-
GENERAL REVENUE	0101	AUDITOR-0101	3192	\$ 12,946		\$	12,946
GENERAL REVENUE	0101	AUDITOR STATE OWNED-0101	7777	\$ 201,649		\$	201,649
GENERAL REVENUE	0101	CORRECTIONS LEASING-0101	1112	\$ 6,904,649		\$	6,904,649
WORKING CAPITAL REVOLVING	0510	CORRECTIONS LEASING-0510	6073			\$ 268,041	268,041
GENERAL REVENUE	0101	CORRECTIONS STATE OWNED-0101	7748	\$ 1,099,440		\$	1,099,440
GENERAL REVENUE	0101	DED LEASING-0101	1978	\$ 2,129		\$	2,129
DIVISION OF TOURISM SUPPL REV	0274	DED LEASING-0274	1982			\$ 5,052	5,052

**FY 2023 FUND SUMMARY**

<i>FUND NAME</i>	<i>FUND</i>	<i>APPROPRIATION NAME</i>	<i>APPROP</i>	<i>GENERAL REVENUE</i>	<i>FEDERAL</i>	<i>OTHER</i>	<i>TOTAL</i>
DED ADMINISTRATIVE	0274	DED LEASING-0547				\$ -	\$ -
GENERAL REVENUE	0101	DED STATE OWNED-0101	7691	\$ 236,641			\$ 236,641
DIVISION OF TOURISM SUPPL REV	0274	DED STATE OWNED-0274	7698			\$ 143,728	\$ 143,728
DED ADMINISTRATIVE	0547	DED STATE OWNED-0547	7706			\$ 29,853	\$ 29,853
GENERAL REVENUE	0101	DESE LEASING-0101	1033	\$ 484,322			\$ 484,322
VOCATIONAL REHABILITATION	0104	DESE LEASING-0104	1035		\$ 1,884,142		\$ 1,884,142
DEPT ELEM-SEC EDUCATION	0105	DESE LEASING-0105	1034		\$ 1,981		\$ 1,981
ASSISTIVE TECHNOLOGY FEDERAL	0188	DESE LEASING-0188	2486		\$ 40,719		\$ 40,719
DEAF RELAY SER & EQ DIST PRGM	0559	DESE LEASING-0559	2478			\$ 28,501	\$ 28,501
ASSISTIVE TECHNOLOGY LOAN	0889	DESE LEASING-0889	6923			\$ 12,215	\$ 12,215
GENERAL REVENUE	0101	DESE STATE OWNED-0101	7659	\$ 372,198			\$ 372,198
VOCATIONAL REHABILITATION	0104	DESE STATE OWNED-0104	7660		\$ 1,135,849		\$ 1,135,849
DEPT ELEM-SEC EDUCATION	0105	DESE STATE OWNED-0105	7661		\$ 398,456		\$ 398,456
GENERAL REVENUE	0101	DESE INSTIT-0101	7663	\$ 4,472,075			\$ 4,472,075
GENERAL REVENUE	0101	HEALTH LEASING-0101	4181	\$ 1,801,599			\$ 1,801,599
DEPARTMENT OF HEALTH	0143	HEALTH LEASING-0143	4182		\$ 2,012,153		\$ 2,012,153
DEPARTMENT OF HEALTH	2335	HEALTH LEASING -2335	7719		\$ 1,455,600		\$ 1,455,600
GENERAL REVENUE	0101	HEALTH STATE OWNED-0101	7757	\$ 972,851			\$ 972,851
DEPARTMENT OF HEALTH	0143	HEALTH STATE OWNED-0143	7758		\$ 1,185,323		\$ 1,185,323
DEPARTMENT OF HEALTH	0101	HEALTH INSTITUTIONAL-0101	1277	\$ 9,428			\$ 9,428
DEPARTMENT OF HEALTH	0143	HEALTH INSTITUTIONAL-0143	8142		\$ 10,897		\$ 10,897
DIV JOB DEVELOPMENT & TRAINING	0155	HIGHER EDUCATION LEASING-0155	5620		\$ 1,372,557		\$ 1,372,557
SPECIAL EMPLOYMENT SECURITY	0949	HIGHER EDUCATION LEASING-0949	5621			\$ 208,299	\$ 208,299
GENERAL REVENUE	0101	HIGHER EDUCATION STATE OWNED-0101	7877	\$ 193,021			\$ 193,021
DIV JOB DEVELOPMENT & TRAINING	0155	DHE STATE OWNED-0155	5622		\$ 530,095		\$ 530,095
INSURANCE LEASING	0101	INSURANCE LEASING-0101	6059	\$ 75,702			\$ 75,702
DIVISION OF FINANCE	0550	INSURANCE LEASING-0550	3739			\$ 61,352	\$ 61,352
INSURANCE EXAMINERS FUND	0552	INSURANCE LEASING-0552	3734			\$ 6,586	\$ 6,586
DEPT OF INSURANCE DEDICATED	0566	INSURANCE LEASING-0566	6082			\$ 9,139	\$ 9,139
MANUFACTURED HOUSING FUND	0582	INSURANCE LEASING-0582	5617			\$ 22,422	\$ 22,422
PUBLIC SERVICE COMMISSION	0607	INSURANCE LEASING-0607	5616			\$ 906,979	\$ 906,979
PROFESSIONAL REGISTRATION FEES	0689	INSURANCE LEASING-0689	3736			\$ 7,824	\$ 7,824
DIVISION OF CREDIT UNIONS	0548	INSURANCE STATE OWNED-0548	7708			\$ 29,651	\$ 29,651
DIVISION OF FINANCE	0550	INSURANCE STATE OWNED-0550	7709			\$ 202,160	\$ 202,160
INSURANCE EXAMINERS FUND	0552	INSURANCE STATE OWNED-0552	7710			\$ 107,290	\$ 107,290
DEPT OF INSURANCE DEDICATED	0566	INSURANCE STATE OWNED-0566	7711			\$ 372,396	\$ 372,396
PUBLIC SERVICE COMMISSION	0607	INSURANCE STATE OWNED-0607	5625			\$ 113,579	\$ 113,579
PROFESSIONAL REGISTRATION FEES	0689	INSURANCE STATE OWNED-0689	7712			\$ 241,123	\$ 241,123
GENERAL REVENUE	0101	JUDICIARY LEASING-0101	6083	\$ 2,659,057			\$ 2,659,057
JUDICIARY - FEDERAL	0137	JUDICIARY LEASING-0137	6084		\$ 22,367		\$ 22,367
JUDICIARY EDUCATION & TRAINING	0847	JUDICIARY LEASING-0847	6085			\$ 141,721	\$ 141,721

**FY 2023 FUND SUMMARY**

<i>FUND NAME</i>	<i>FUND</i>	<i>APPROPRIATION NAME</i>	<i>APPROP</i>	<i>GENERAL REVENUE</i>	<i>FEDERAL</i>	<i>OTHER</i>	<i>TOTAL</i>
GENERAL REVENUE	0101	JUDICIARY STATE OWNED-0101	7789	\$ 259,816		\$	259,816
GENERAL REVENUE	0101	DOLIR LEASING-0101	3229	\$ 6,425		\$	6,425
HUMAN RIGHTS COMMISSION - FED	0117	DOLIR LEASING-0117	2464		\$ 11,281	\$	11,281
DEPT OF LABOR RELATIONS ADMIN	0122	DOLIR LEASING-0122	2625		\$ 2,407	\$	2,407
WORKERS COMPENSATION	0652	DOLIR LEASING-0652	3236			\$ 396,881	\$ 396,881
UNEMPLOYMENT COMP ADMIN	0948	DOLIR LEASING-0948	3233		\$ 79,207	\$	79,207
GENERAL REVENUE	0101	DOLIR STATE OWNED-0101	7713	\$ 68,037		\$	68,037
HUMAN RIGHTS COMMISSION - FED	0117	DOLIR STATE OWNED-0117	7714		\$ 73,700	\$	73,700
DEPT OF LABOR RELATIONS ADMIN	0122	DOLIR STATE OWNED-0122	7715		\$ 561,761	\$	561,761
DIV OF LABOR STANDARDS FEDERAL	0186	DOLIR STATE OWNED-0186	7721		\$ 6,343	\$	6,343
WORKERS COMPENSATION	0652	DOLIR STATE OWNED-0652	7722			\$ 537,710	\$ 537,710
UNEMPLOYMENT COMP ADMIN	0948	DOLIR STATE OWNED-0948	7723		\$ 629,000	\$	629,000
SPECIAL EMPLOYMENT SECURITY	0949	DOLIR STATE OWNED-0949	7724			\$ 341,834	\$ 341,834
GENERAL REVENUE	0101	LEGISLATURE LEASING-0101	7488	\$ 8,089		\$	8,089
GENERAL REVENUE	0101	LEGISLATURE STATE OWNED-0101	7771	\$ 1,997,406		\$	1,997,406
GENERAL REVENUE	0101	MENTAL HEALTH LEASING-0101	0655	\$ 1,958,937		\$	1,958,937
GENERAL REVENUE	0102	MENTAL HEALTH LEASING-0102	0656	\$ -		\$	-
DEPT MENTAL HEALTH	0148	MENTAL HEALTH LEASING-0148		\$ -	\$ -	\$	-
GENERAL REVENUE	0101	MENTAL HEALTH STATE OWNED-0101	7751	\$ 933,250		\$	933,250
DEPT MENTAL HEALTH	0148	MENTAL HEALTH STATE OWNED-0148	7752		\$ 225,106	\$	225,106
COMPULSIVE GAMBLER	0249	MENTAL HEALTH STATE OWNED-0249	7753			\$ -	\$ -
HEALTH INITIATIVES	0275	MENTAL HEALTH STATE OWNED-0275	7754			\$ 6,723	\$ 6,723
MENTAL HEALTH EARNINGS FUND	0288	MENTAL HEALTH STATE OWNED-0288	7755			0	\$ -
GENERAL REVENUE	0101	MENTAL HEALTH INSTITUTIONAL-0101	7756	\$ 22,447,868		\$	22,447,868
GENERAL REVENUE	0101	DNR LEASING-0101	4305	\$ 455,613.00		\$	455,613.00
DEPT NATURAL RESOURCES	0140	DNR LEASING-0140	4306		\$ 355,756.00	\$	355,756.00
DNR COST ALLOCATION	0500	DNR LEASING-0500	4307			\$ 90,768.00	\$ 90,768.00
MO AIR EMISSION REDUCTION	0267	DNR LEASING-0267	5730			\$ 23,030.00	\$ 23,030.00
STATE PARKS EARNINGS	0415	DNR LEASING-0415	2929			\$ 85,383.00	\$ 85,383.00
HISTORIC PRESERVATION REVOLV	0430	DNR LEASING-0430	6802			\$ 27,979.00	\$ 27,979.00
NATURAL RESOURCES PROTECTION	0555	DNR LEASING-0555	6803			\$ 8,939.00	\$ 8,939.00
NRP-WATER POLLUTION PERMIT FEE	0568	DNR LEASING-0568	4308			\$ 100,503.00	\$ 100,503.00
SOLID WASTE MGMT-SCRAP TIRE	0569	DNR LEASING-0569	4309			\$ 29,510.00	\$ 29,510.00
SOLID WASTE MANAGEMENT	0570	DNR LEASING-0570	4310			\$ 148,899.00	\$ 148,899.00
METALLIC MINERALS WASTE MGMT	0575	DNR LEASING-0575	4311			\$ -	\$ -
NRP-AIR POLLUTION ASBESTOS FEE	0584	DNR LEASING-0584	4312			\$ 16,588.00	\$ 16,588.00
PETROLEUM STORAGE TANK INS	0585	DNR LEASING-0585	4313			\$ 35,746.00	\$ 35,746.00
UNDERGROUND STOR TANK REG PROG	0586	DNR LEASING-0586	4314			\$ 10,713.00	\$ 10,713.00
NRP-AIR POLLUTION PERMIT FEE	0594	DNR LEASING-0594	4315			\$ 288,189.00	\$ 288,189.00
PARKS SALES TAX	0613	DNR LEASING-0613	4316			\$ 130,981.00	\$ 130,981.00
SOIL AND WATER SALES TAX	0614	DNR LEASING-0614	4317			\$ -	\$ -

**FY 2023 FUND SUMMARY**

<i>FUND NAME</i>	<i>FUND</i>	<i>APPROPRIATION NAME</i>	<i>APPROP</i>	<i>GENERAL REVENUE</i>	<i>FEDERAL</i>	<i>OTHER</i>	<i>TOTAL</i>
HAZARDOUS WASTE FUND	0676	DNR LEASING-0676	4321			\$ 142,936.00	\$ 142,936.00
SAFE DRINKING WATER FUND	0679	DNR LEASING-0679	4322			\$ 108,289.00	\$ 108,289.00
MINED LAND RECLAMATION	0906	DNR LEASING-0906	4326			\$ -	\$ -
GENERAL REVENUE	0101	DNR STATE OWNED-0101	7688	\$ 371,170.00		\$ -	\$ 371,170.00
DEPT NATURAL RESOURCES	0140	DNR STATE OWNED-0140	7689		\$ 271,705.00	\$ -	\$ 271,705.00
DNR COST ALLOCATION	0500	DNR STATE OWNED-0500	7690			\$ 80,835.00	\$ 80,835.00
MO AIR EMISSION REDUCTION	0267	DNR STATE OWNED-0267	2974			\$ 46,099.00	\$ 46,099.00
STATE PARKS EARNINGS	0415	DNR STATE OWNED-0415				\$ -	\$ -
HISTORIC PRESERVATION REVOLV	0430	DNR STATE OWNED-0430	2975			\$ -	\$ -
NATURAL RESOURCES PROTECTION	0555	DNR STATE OWNED-0555	2976			\$ -	\$ -
NRP-WATER POLLUTION PERMIT FEE	0568	DNR STATE OWNED-0568	2982			\$ 124,816.00	\$ 124,816.00
SOLID WASTE MGMT-SCRAP TIRE	0569	DNR STATE OWNED-0569	2983			\$ 8,398.00	\$ 8,398.00
SOLID WASTE MANAGEMENT	0570	DNR STATE OWNED-0570	2986			\$ 19,833.00	\$ 19,833.00
METALLIC MINERALS WASTE MGMT	0575	DNR STATE OWNED-0575	2987			\$ 238.00	\$ 238.00
NRP-AIR POLLUTION ASBESTOS FEE	0584	DNR STATE OWNED-0584	2988			\$ 2,727.00	\$ 2,727.00
PETROLEUM STORAGE TANK INS	0585	DNR STATE OWNED-0585				\$ -	\$ -
UNDERGROUND STOR TANK REG PROG	0586	DNR STATE OWNED-0586				\$ -	\$ -
NRP-AIR POLLUTION PERMIT FEE	0594	DNR STATE OWNED-0594	3013			\$ 82,586.00	\$ 82,586.00
PARKS SALES TAX	0613	DNR STATE OWNED-0613				\$ -	\$ -
SOIL AND WATER SALES TAX	0614	DNR STATE OWNED-0614	3015			\$ 34,818.00	\$ 34,818.00
ENERGY SET ASIDE PROGRAM	0667	DNR STATE OWNED-0667	5624			\$ 31,169.00	\$ 31,169.00
HAZARDOUS WASTE FUND	0676	DNR STATE OWNED-0676	3016			\$ 30,379.00	\$ 30,379.00
SAFE DRINKING WATER FUND	0679	DNR STATE OWNED-0679	3020			\$ 122,759.00	\$ 122,759.00
MINED LAND RECLAMATION	0906	DNR STATE OWNED-0906	3024			\$ 10,662.00	\$ 10,662.00
ENERGY FUTURES FUND	0935	DNR STATE OWNED-0935	6065			\$ 755.00	\$ 755.00
GENERAL REVENUE	0101	ETHICS COMMISSION-0101	3271	\$ 116,738		\$ -	\$ 116,738
OA REVOLVING ADMINISTRATIVE TR	0505	MULTI TENANT-0505	6194			\$ 172,823	\$ 172,823
OA REVOLVING ADMINISTRATIVE TR	0505	MULTI TENANT ST OWN-0505	2777			\$ 382,116	\$ 382,116
OA REVOLVING ADMINISTRATIVE TR	0505	MULTI TENANT INST-0505	3741			\$ 962,514	\$ 962,514
GENERAL REVENUE	0101	OFFICE OF ADMINISTRATION-0101	1059	\$ 564,158		\$ -	\$ 564,158
STATE FACILITY MAINT & OPERAT	0501	OFFICE OF ADMINISTRATION-0501	1066			\$ 344,114	\$ 344,114
OA REVOLVING ADMINISTRATIVE TR	0505	OFFICE OF ADMINISTRATION-0505	1067			\$ 136,381	\$ 136,381
GENERAL REVENUE	0101	OA STATE OWNED-0101	7670	\$ 3,655,469		\$ -	\$ 3,655,469
STATE FACILITY MAINT & OPERAT	0501	OA STATE OWNED-0501	7674			\$ 470,193	\$ 470,193
	0505	OA STATE OWNED-0505				\$ -	\$ -
CHILDREN'S TRUST	0694	OA STATE OWNED-0694	7675			\$ 24,957	\$ 24,957
GENERAL REVENUE	0101	PUBLIC SAFETY LEASING-0101	6075	\$ 192,513		\$ -	\$ 192,513
STATE EMERGENCY MANAGEMENT	0145	PUBLIC SAFETY LEASING-0145	7470		\$ 8,142	\$ -	\$ 8,142
STATE EMERGENCY MANAGEMENT	2335	PUBLIC SAFETY LEASING-2335	7718		\$ 0	\$ -	\$ -
VETERANS' COMMISSION CI TRUST	0304	PUBLIC SAFETY LEASING-0304	8315			\$ 285,389	\$ 285,389
DIV OF ALCOHOL & TOBACCO CONTROL	0544	PUBLIC SAFETY LEASING-0544	1272			\$ 115,145	\$ 115,145

**FY 2023 FUND SUMMARY**

<i>FUND NAME</i>	<i>FUND</i>	<i>APPROPRIATION NAME</i>	<i>APPROP</i>	<i>GENERAL REVENUE</i>	<i>FEDERAL</i>	<i>OTHER</i>	<i>TOTAL</i>
JUSTICE ASSISTANCE GRANT PROGR	0782	PUBLIC SAFETY LEASING-0782	4215		\$ -	\$ -	-
GENERAL REVENUE	0101	PUBLIC SAFETY STATE OWNED-0101	7728	\$284,102			284,102
STATE EMERGENCY MANAGEMENT	0145	PUBLIC SAFETY STATE OWNED-0145	7729		\$ -	\$ -	-
DIV OF ALCOHOL & TOBACCO CONTROL	0544	PUBLIC SAFETY STATE OWNED-0544	4447			\$126,216	126,216
SEMA-MISSOURI DISASTER	0663	PUBLIC SAFETY STATE OWNED-0663	9239		\$ -	\$ -	-
VETERANS' COMMISSION CI TRUST	0304	PUBLIC SAFETY STATE OWNED-0304	8316			\$117,599	117,599
GAMING COMMISSION FUND	0286	GAMING COMMISSION-0286	3198			\$ 444,220	444,220
GAMING COMMISSION FUND	0286	GAMING COMMISSION STATE OWNED-0286	7883			\$ 83,549	83,549
GENERAL REVENUE	0101	STATE HIGHWAY PATROL-0101	2006	\$ 198,078			198,078
DEPT OF PUBLIC SAFETY	0152	STATE HIGHWAY PATROL-0152	7879		\$ 8,693		8,693
FEDERAL DRUG SEIZURE	0194	STATE HIGHWAY PATROL-0194	0810		\$ 1,990		1,990
STATE HWYS AND TRANS DEPT	0644	STATE HIGHWAY PATROL-0644	3194			\$ 1,275,843	1,275,843
STATE HWYS AND TRANS DEPT	0644	DPS HP STATE OWNED-0644	7740			\$ 187,155	187,155
GENERAL REVENUE	0101	DPS-SHP-INSTIT-0101	7741	\$ 541,692			541,692
FEDERAL DRUG SEIZURE	0194	DPS-SHP-INSTIT-0194	7743		\$ -	\$ -	-
GAMING COMMISSION FUND	0286	DPS-SHP-INSTIT-0286	7744			\$ -	-
STATE HWYS AND TRANS DEPT	0644	DPS-SHP-INSTIT-0644	7745			\$ 1,765,858	1,765,858
ADJUTANT GENERAL-GR	0101	NATIONAL GUARD-0101	1277	\$ 30,290			30,290
ADJUTANT GENERAL-FEDERAL	0190	NATIONAL GUARD-0190	3195		\$ 1,723,690		1,723,690
FEDERAL DRUG SEIZURE	0194	NATIONAL GUARD-0194	6060		\$ 27,767		27,767
GENERAL REVENUE	0101	REVENUE LEASING-0101	6090	\$ 481,748			481,748
GENERAL REVENUE	0101	REVENUE STATE OWNED-0101	7666	\$ 2,032,065			2,032,065
LOTTERY ENTERPRISE	0657	LOTTERY LEASING-0657	3307			\$ 455,892	455,892
LOTTERY ENTERPRISE	0657	LOTTERY INSTITUTIONAL-0657	7669			\$ -	-
GENERAL REVENUE	0101	SEC OF STATE LEASING-0101	6080	\$ 640,403			640,403
LOCAL RECORDS PRESERVATION	0577	SEC OF STATE LEASING-0577	6081			\$ 2,216	2,216
GENERAL REVENUE	0101	SEC OF STATE STATE OWNED-0101	7773	\$ 1,063,050			1,063,050
SEC OF ST TECHNOLOGY TRUST	0266	SEC OF STATE STATE OWNED-0266	7774			\$ 12,124	12,124
LOCAL RECORDS PRESERVATION	0577	SEC OF STATE STATE OWNED-0577	7775			\$ 6,025	6,025
INVESTOR EDUC & PROTECTION	0829	SEC OF STATE STATE OWNED-0829	7776			\$ 23,880	23,880
GENERAL REVENUE	0101	SOCIAL SERVICES LEASING-0101	1434	\$ 10,351,132			10,351,132
DEPT OF SOC SERV FEDERAL & OTH	0610	SOCIAL SERVICES LEASING-0610	1435		\$ 5,791,716		5,791,716
GENERAL REVENUE	0101	SOCIAL SRVS STATE OWNED-0101	7759	\$ 5,761,836			5,761,836
THIRD PARTY LIABILITY COLLECT	0120	SOCIAL SRVS STATE OWNED-0120	7760			\$ -	-
TEMP ASSIST NEEDY FAM FEDERAL	0199	SOCIAL SRVS STATE OWNED-0199	7762		\$ 131,828		131,828
HEALTH INITIATIVES	0275	SOCIAL SRVS STATE OWNED-0275	7763			\$ 18,386	18,386
DEPT OF SOC SERV FEDERAL & OTH	0610	SOCIAL SRVS STATE OWNED-0610	7764		\$ 859,267		859,267
DOSS EDUCATIONAL IMPROVEMENT	0620	SOCIAL SRVS STATE OWNED-0620	7765			\$ 5,665	5,665
EARLY CHILDHOOD DEV EDU/CARE	0859	SOCIAL SRVS STATE OWNED-0859	7768			\$ -	-
GENERAL REVENUE	0101	SOCIAL SRVS INSTITUTIONAL-0101	7769	\$ 3,693,049			3,693,049
DEPT OF SOC SERV FEDERAL & OTH	0610	SOCIAL SRVS INSTITUTIONAL-0610	7770		\$ 888,487		888,487

**FY 2023 FUND SUMMARY**

<i>FUND NAME</i>	<i>FUND</i>	<i>APPROPRIATION NAME</i>	<i>APPROP</i>	<i>GENERAL REVENUE</i>	<i>FEDERAL</i>	<i>OTHER</i>	<i>TOTAL</i>
GENERAL REVENUE	0101	GOVERNORS OFFICE ST OWNED-0101	2662	\$ 544,198		\$	544,198
GENERAL REVENUE	0101	LT GOV OFFICE LEASING-0101	5619	\$ 49,393		\$	49,393
MO ARTS COUNCIL TRUST	0262	LT GOV OFFICE LEASING-0262	5618			\$ 62,232	62,232
GENERAL REVENUE	0101	LT GOV OFFICE ST OWNED-0101	2664	\$ 37,408		\$	37,408
STATE TREASURER'S GEN OPERATION	0164	TREASURER STATE OWNED-0164	7788			\$ 198,615	198,615
				<b>\$ 79,642,610</b>	<b>\$ 21,871,066</b>	<b>\$ 14,904,068</b>	<b>\$ 116,417,744</b>

**LEASED FACILITY REQUIREMENT  
FY 2023**

<b>LEASED FACILITIES</b>													
LEASE ID	END DATE	COUNTY	CITY	ADDRESS	SPACE USE	SQ FT	CPSF	FTE	ANNUAL RENT	ANNUAL SERVICES	GENERAL REVENUE	FED	OTHER
<b>AGRICULTURE</b>													
01111549	06/30/21	BUCHANAN	ST JOSEPH	401 ILLINOIS AVE	OFFICE	2,400	\$ 9.82	0.00	\$ 23,568	\$ 4,958	\$ -	\$ -	\$ 28,526
02601089	06/30/20	COLE	JEFFERSON CITY	1327 HWY 179	STORAGE	1,764	\$ 3.50	0.00	\$ 6,174	\$ -	\$ -	\$ -	\$ 6,174
03900466	06/30/28	GREENE	SPRINGFIELD	701 N MILLER	LAB	11,234	\$ 13.47	9.00	\$ 151,322	\$ 76,723	\$ 228,045	\$ -	\$ -
06611602	06/30/18	MILLER	IBERIA	200 FIREHOUSE LANE	STORAGE	320	\$ 9.19	0.00	\$ 2,941	\$ 294	\$ -	\$ 3,235	\$ -
07200234	06/30/19	NEW MADRID	NEW MADRID	718 US HIGHWAY 61	LAB	2,523	\$ 9.85	13.70	\$ 24,852	\$ 8,088	\$ -	\$ -	\$ 32,940
08702505	06/30/18	RALLS	PERRY	100 EAST MARTIN	OFFICE	223	\$ 4.30	0.00	\$ 959	\$ 58	\$ -	\$ -	\$ 1,017
<b>Real Estate Services Allocation</b>													
<b>NDI-PAY PLAN</b>													
<b>NDI-COST TO CONTINUE PAY PLAN</b>													
<b>FY23 Agriculture Lease Requirement</b>						<b>18,464</b>	<b>\$ 11.36</b>	<b>22.70</b>	<b>\$ 224,237</b>	<b>\$ 130,849</b>	<b>\$ 266,329</b>	<b>\$ 5,087</b>	<b>\$ 83,670</b>
<b>ATTORNEY GENERAL</b>													
01611630	06/30/22	CAPE GIRARDEAU	CAPE GIRARDEAU	2311 BLOOMFIELD ROAD	OFFICE	2,533	\$ 13.19	11.00	\$ 33,410	\$ 9,857	\$ -	\$ 19,037	\$ 24,230
02600662	06/30/18	COLE	JEFFERSON CITY	200 MADISON	PARKING	-	\$ -	-	\$ 94,293	\$ 9,429	\$ 70,816	\$ -	\$ 13,199
02600791	06/30/30	COLE	JEFFERSON CITY	211 W WALL WAY	OFFICE	2,518	\$ 10.30	10.00	\$ 25,935	\$ 5,367	\$ -	\$ -	\$ 31,302
02601879	06/30/18	COLE	JEFFERSON CITY	4720 SCRUGGS STATION RD	PARKING	-	\$ -	-	\$ 5,850	\$ 585	\$ 6,435	\$ -	\$ -
02602364	06/30/24	COLE	JEFFERSON CITY	212-222 W MCCARTY ST	STORAGE	2,734	\$ 2.53	-	\$ 6,917	\$ 1,203	\$ 8,120	\$ -	\$ -
28202602	06/30/20	COLE	JEFFERSON CITY	216-222 REAR MCCARTY	PARKING	-	\$ -	-	\$ 16,920	\$ 1,692	\$ 18,612	\$ -	\$ -
88602601	06/30/20	COLE	JEFFERSON CITY	CITY OF JEFFERSON LOT 26	PARKING	-	\$ -	-	\$ 2,255	\$ 226	\$ 2,481	\$ -	\$ -
02600662	07/31/96	COLE	JEFFERSON CITY	305 & 405 W OLIVE	PARKING	-	\$ -	-	\$ 1,899	\$ 190	\$ 2,089	\$ -	\$ -
03900710	06/30/18	GREENE	SPRINGFIELD	1119 CHERRY ST	PARKING	-	\$ -	-	\$ 7,504	\$ 750	\$ 3,564	\$ 2,064	\$ 2,626
04811698	06/30/20	JACKSON	KANSAS CITY	OLD POST OFFICE-815 OLIVE ST	PARKING	-	\$ -	-	\$ 9,903	\$ 990	\$ 10,893	\$ -	\$ -
11501723	10/12/22	ST. LOUIS CITY	ST. LOUIS	OLD POST OFFICE-815 OLIVE ST	OFFICE	24,190	\$ 15.37	86.00	\$ 371,898	\$ 59,413	\$ 241,512	\$ 81,949	\$ 107,850
11502732	12/31/32	ST. LOUIS CITY	ST. LOUIS	OLD POST OFFICE-815 OLIVE ST	OFFICE	4,574	\$ 20.76	-	\$ 94,964	\$ 14,245	\$ -	\$ -	\$ 109,209
11501808	06/30/18	ST. LOUIS CITY	ST. LOUIS	OLD POST OFFICE-911 OLIVE ST	PARKING	-	\$ -	-	\$ 89,981	\$ 13,497	\$ 61,876	\$ 15,522	\$ 26,080
<b>Real Estate Services Allocation</b>													
<b>NDI-PAY PLAN</b>													
<b>NDI-COST TO CONTINUE PAY PLAN</b>													
<b>FY23 Attorney General Lease Requirement</b>						<b>36,549</b>	<b>\$ 20.84</b>	<b>107.00</b>	<b>\$ 801,971</b>	<b>\$ 187,287</b>	<b>\$ 490,544</b>	<b>\$ 144,794</b>	<b>\$ 353,920</b>
<b>AUDITOR</b>													
03900710	06/30/18	GREENE	SPRINGFIELD	305 W. OLIVE, 405 W. OLIVE	PARKING	-	\$ -	-	\$ 2,524	\$ -	\$ 2,524	\$ -	\$ -
04811698	06/30/20	JACKSON	KANSAS CITY	1119 CHERRY STREET	PARKING	-	\$ -	-	\$ 4,356	\$ -	\$ 4,356	\$ -	\$ -
11501821	06/30/19	ST LOUIS CITY	ST. LOUIS	604 PINE ST	PARKING	-	\$ -	-	\$ 4,884	\$ -	\$ 4,884	\$ -	\$ -
<b>Real Estate Services Allocation</b>													
<b>NDI-PAY PLAN</b>													
<b>NDI-COST TO CONTINUE PAY PLAN</b>													
<b>FY23 Auditor Lease Requirement</b>						<b>-</b>	<b>N/A</b>	<b>-</b>	<b>\$ 13,445</b>	<b>\$ -</b>	<b>\$ 13,445</b>	<b>\$ -</b>	<b>\$ -</b>
<b>CORRECTIONS</b>													
00101150	06/30/23	ADAIR	KIRKSVILLE	516 S MAIN ST	OFFICE	2,336	\$ 11.50	9.00	\$ 26,864	\$ 6,737	\$ 33,601	\$ -	\$ -
00402220	06/30/20	AUDRAIN	MEXICO	101 N JEFFERSON	OFFICE	250	\$ 4.80	2.00	\$ 1,200	\$ 180	\$ 1,380	\$ -	\$ -
00502624	06/30/21	BARRY	CASSVILLE	3200 County Farm Rd, Suite B	OFFICE	3,894	\$ 11.71	13.00	\$ 45,599	\$ 16,312	\$ 61,911	\$ -	\$ -
00601104	06/30/23	BARTON	LAMAR	501 & 503 13TH STREET	OFFICE	972	\$ 10.28	2.00	\$ 9,992	\$ 3,566	\$ 13,558	\$ -	\$ -
00701305	06/30/18	BATES	BUTLER	2-4 WEST OHIO STREET	OFFICE	1,307	\$ 9.94	2.00	\$ 12,992	\$ 6,151	\$ 19,143	\$ -	\$ -
00811634	06/30/23	BENTON	WARSAW	1649 COMMERCIAL, UNIT #1	OFFICE	1,903	\$ 7.02	6.00	\$ 13,359	\$ 7,076	\$ 20,435	\$ -	\$ -
00900384	06/30/20	BOLLINGER	MARBLE HILL	602 HIGHWAY 34 WEST	OFFICE	100	\$ 8.12	2.00	\$ 812	\$ 426	\$ 1,238	\$ -	\$ -
01011536	06/30/21	BOONE	COLUMBIA	1903 NORTH PROVIDENCE ROAD	OFFICE	10,102	\$ 13.00	49.00	\$ 131,326	\$ 38,521	\$ 169,847	\$ -	\$ -
01011614	06/30/25	BOONE	COLUMBIA	316 TIGER LANE	OFFICE	3,722	\$ 14.75	11.00	\$ 54,900	\$ 15,329	\$ 70,229	\$ -	\$ -
01100335	06/30/18	BUCHANAN	ST JOSEPH	6TH & JULES	PARKING	-	\$ -	-	\$ 4,416	\$ -	\$ 4,416	\$ -	\$ -
01101316	06/30/22	BUCHANAN	ST. JOSEPH	902 EDMONDS STREET	OFFICE	881	\$ 9.56	13.00	\$ 8,422	\$ 998	\$ 9,420	\$ -	\$ -
01101316	06/30/22	BUCHANAN	ST. JOSEPH	902 EDMONDS STREET	OFFICE	11,413	\$ 9.56	-	\$ 109,108	\$ 12,931	\$ 122,039	\$ -	\$ -
01500065	06/30/22	CAMDEN	CAMDENTON	409 WEST HIGHWAY 54	OFFICE	5,733	\$ 9.40	12.50	\$ 53,890	\$ 21,118	\$ 75,008	\$ -	\$ -
01602571	06/30/27	CAPE GIRARDEAU	CAPE GIRARDEAU	471 Siemers Drive	OFFICE	7,622	\$ 10.80	27.50	\$ 82,318	\$ 28,060	\$ 110,378	\$ -	\$ -
01701301	06/30/18	CARROLL	CARROLLTON	1303 N HWY 65	OFFICE	595	\$ 9.35	2.00	\$ 5,563	\$ 3,477	\$ 9,040	\$ -	\$ -
98701902	06/30/18	CASS	BELTON	836 NORTH SCOTT AVE	OFFICE	6,173	\$ 10.00	18.00	\$ 61,730	\$ 33,288	\$ 95,018	\$ -	\$ -
02201599	12/31/18	CHRISTIAN	NIXA	301-3, 301-4 & 301-5 HWY CC	OFFICE	4,165	\$ 7.43	17.00	\$ 30,946	\$ 11,157	\$ 42,103	\$ -	\$ -
02400134	06/30/24	CLAY	LIBERTY	910 KENT	OFFICE	8,914	\$ 11.88	38.00	\$ 105,898	\$ 29,993	\$ 135,891	\$ -	\$ -
02611662	06/30/23	COLE	JEFFERSON CITY	2728 PLAZA DRIVE UPPER LEVEL	OFFICE	5,992	\$ 9.30	24.00	\$ 55,726	\$ 15,809	\$ 71,535	\$ -	\$ -
02600843	06/30/23	COLE	JEFFERSON CITY	2728 PLAZA DRIVE LOWER LEVEL	OFFICE	5,195	\$ 9.01	13.00	\$ 46,807	\$ 13,631	\$ 60,438	\$ -	\$ -
02601412	06/30/24	COLE	JEFFERSON CITY	2715 AND 2729 PLAZA DRIVE	OFFICE	39,549	\$ 9.85	164.00	\$ 389,558	\$ 102,578	\$ 492,136	\$ -	\$ -
02611686	06/30/24	COLE	JEFFERSON CITY	2715 AND 2729 PLAZA DRIVE	WAREHOUSE	31,801	\$ 2.20	5.00	\$ 69,962	\$ 55,002	\$ 124,964	\$ -	\$ -
02611686	06/30/24	COLE	JEFFERSON CITY	2716 AND 2729 PLAZA DRIVE	WAREHOUSE	3,500	\$ 2.20	-	\$ 7,700	\$ -	\$ 7,700	\$ -	\$ -
02601531	06/30/21	COLE	JEFFERSON CITY	312 WILSON DRIVE	WAREHOUSE	50,210	\$ 2.20	-	\$ 110,462	\$ 86,842	\$ -	\$ -	\$ 197,304

**LEASED FACILITY REQUIREMENT  
FY 2023**

<b>LEASED FACILITIES</b>													
<b>LEASE ID</b>	<b>END DATE</b>	<b>COUNTY</b>	<b>CITY</b>	<b>ADDRESS</b>	<b>SPACE USE</b>	<b>SQ FT</b>	<b>CPSF</b>	<b>FTE</b>	<b>ANNUAL RENT</b>	<b>ANNUAL SERVICES</b>	<b>GENERAL REVENUE</b>	<b>FED</b>	<b>OTHER</b>
<b>CORRECTIONS CONTINUED</b>													
02602229	06/30/19	COLE	JEFFERSON CITY	3400 KNIPP DR	OFFICE	17,609	\$ 9.00	60.00	\$ 158,481	\$ 58,708	\$ 217,189	\$ -	\$ -
02602230	08/31/18	COLE	JEFFERSON CITY	3411-B KNIPP DR	OFFICE	7,136	\$ 8.14	35.00	\$ 58,087	\$ 23,044	\$ 81,131	\$ -	\$ -
02600585	04/30/20	COLE	JEFFERSON CITY	2705 WEST MAIN	OFFICE	5,696	\$ 8.50	24.00	\$ 48,416	\$ 18,496	\$ 66,912	\$ -	\$ -
02711666	06/30/23	COOPER	BOONVILLE	479 COLONEL SANDERS LANE	OFFICE	1,600	\$ 10.00	4.00	\$ 16,000	\$ 8,776	\$ 24,776	\$ -	\$ -
02802504	06/30/22	CRAWFORD	STEELVILLE	101 S. 1ST STREET	OFFICE	3,883	\$ 9.01	12.00	\$ 34,986	\$ 12,588	\$ 47,574	\$ -	\$ -
02902721	06/30/18	DADE	GREENFIELD	2 NORTH MAIN STREET	OFFICE	150	\$ 4.62	1.00	\$ 693	\$ 334	\$ 1,027	\$ -	\$ -
03202053	06/30/20	DEKALB	CAMERON	207 E. MCELWAIN DR.	OFFICE	2,320	\$ 9.75	12.00	\$ 22,620	\$ 6,340	\$ 28,960	\$ -	\$ -
03502529	06/30/23	DUNKLIN	MALDEN	1905 NORTH DOUGLAS	OFFICE	1,500	\$ 10.41	3.00	\$ 15,615	\$ 5,416	\$ 21,031	\$ -	\$ -
03600586	06/30/20	FRANKLIN	UNION	3 TRUMAN COURT	OFFICE	6,852	\$ 9.75	30.00	\$ 66,807	\$ 19,926	\$ 86,733	\$ -	\$ -
03900344	06/30/24	GREENE	SPRINGFIELD	2530 SOUTH CAMPBELL	OFFICE	15,935	\$ 13.75	98.00	\$ 219,106	\$ 52,488	\$ 271,594	\$ -	\$ -
03911547	06/30/28	GREENE	SPRINGFIELD	2442 N BOLIVAR	OFFICE	6,146	\$ 16.25	37.00	\$ 99,873	\$ 20,566	\$ 120,439	\$ -	\$ -
04000801	06/30/23	GRUNDY	TRENTON	1601 EAST 30TH STREET	OFFICE	2,862	\$ 9.98	6.00	\$ 28,563	\$ 9,918	\$ 38,481	\$ -	\$ -
04201729	06/30/19	HENRY	CLINTON	104 W. JEFFERSON	OFFICE	1,400	\$ 6.00	4.00	\$ 8,400	\$ 5,669	\$ 14,069	\$ -	\$ -
04502593	06/30/21	HOWARD	FAYETTE	600 WEST MORRISON	OFFICE	600	\$ 6.00	1.00	\$ 3,600	\$ 1,552	\$ 5,152	\$ -	\$ -
04600268	06/30/21	HOWELL	WEST PLAINS	1580 IMPERIAL CENTER	OFFICE	5,610	\$ 9.00	19.00	\$ 50,490	\$ 17,837	\$ 68,327	\$ -	\$ -
04700834	06/30/24	IRON	IRONTON	202 PARK DRIVE	OFFICE	350	\$ 7.80	1.00	\$ 2,730	\$ 1,182	\$ 3,912	\$ -	\$ -
04800299	06/30/20	JACKSON	KANSAS CITY	1330 BRUSH CREEK BLVD	OFFICE	9,981	\$ 14.43	41.00	\$ 144,026	\$ 55,108	\$ 199,134	\$ -	\$ -
04801419	06/30/22	JACKSON	INDEPENDENCE	14440 E. 42ND ST.	OFFICE	9,203	\$ 14.98	35.00	\$ 137,861	\$ 36,942	\$ 174,803	\$ -	\$ -
04801639	06/30/22	JACKSON	KANSAS CITY	1730 PROSPECT AVE	OFFICE	10,895	\$ 14.88	34.50	\$ 162,118	\$ 23,143	\$ 185,261	\$ -	\$ -
04811511	06/30/21	JACKSON	KANSAS CITY	1401 OAK ST	PARKING	-	\$ -	-	\$ 18,000	\$ -	\$ 18,000	\$ -	\$ -
04900530	06/30/23	JASPER	JOPLIN	1919 NORTH RANGE LINE	OFFICE	9,391	\$ 9.24	31.50	\$ 86,773	\$ 37,129	\$ 123,902	\$ -	\$ -
05000164	06/30/18	JEFFERSON	HILLSBORO	4621 YEAGER ROAD	OFFICE	8,566	\$ 9.75	41.00	\$ 83,519	\$ 33,411	\$ 116,930	\$ -	\$ -
05100004	06/30/20	JOHNSON	WARRENSBURG	505 N RIDGEVIEW	OFFICE	5,178	\$ 9.23	20.50	\$ 47,793	\$ 19,499	\$ 67,292	\$ -	\$ -
05301281	06/30/20	LACLEDE	LEBANON	300 S. JACKSON	OFFICE	3,021	\$ 9.99	13.50	\$ 30,180	\$ 14,375	\$ 44,555	\$ -	\$ -
05401782	06/30/22	LAFAYETTE	LEXINGTON	1102 MAIN ST	OFFICE	3,946	\$ 7.49	11.50	\$ 29,556	\$ 19,945	\$ 49,501	\$ -	\$ -
05501689	06/30/24	LAWRENCE	AURORA	25 & 27 WEST LOCUST ST	OFFICE	3,568	\$ 7.35	13.00	\$ 26,225	\$ 14,897	\$ 41,122	\$ -	\$ -
05700850	06/30/20	LINCOLN	TROY	311 TRAVIS BLVD	OFFICE	5,843	\$ 9.55	25.00	\$ 55,801	\$ 22,191	\$ 77,992	\$ -	\$ -
05801442	06/30/18	LINN	BROOKFIELD	301 BURNHAM ST	OFFICE	2,218	\$ 7.46	8.00	\$ 16,546	\$ 11,044	\$ 27,590	\$ -	\$ -
05900168	06/30/22	LIVINGSTON	CHILLICOTHE	98 WASHINGTON ST	OFFICE	1,691	\$ 10.00	9.00	\$ 16,910	\$ 4,513	\$ 21,423	\$ -	\$ -
06100821	06/30/20	MACON	MACON	1716-1718 N. PROSPECT	OFFICE	4,463	\$ 9.00	10.00	\$ 40,167	\$ 15,739	\$ 55,906	\$ -	\$ -
06201856	06/30/21	MADISON	FREDERICKTOWN	124 N MAIN ST	OFFICE	300	\$ 6.80	3.00	\$ 2,040	\$ 204	\$ 2,244	\$ -	\$ -
06600815	06/30/19	MILLER	ELDON	6 SOUTH INDUSTRIAL PARK	OFFICE	1,832	\$ 9.45	6.00	\$ 17,312	\$ 7,335	\$ 24,647	\$ -	\$ -
06602062	06/30/20	MILLER	LAKE OZARK	101 CROSSINGS WEST DR	OFFICE	2,100	\$ 10.50	6.00	\$ 22,050	\$ 7,396	\$ 29,446	\$ -	\$ -
06701758	06/30/21	MISSISSIPPI	CHARLESTON	305 S. COOPER ST	OFFICE	3,250	\$ 11.00	-	\$ 35,750	\$ 14,254	\$ 50,004	\$ -	\$ -
07101874	06/30/18	MORGAN	VERSAILLES	203 SOUTH HIGHWAY 5	OFFICE	1,662	\$ 5.80	8.00	\$ 9,640	\$ 8,154	\$ 17,794	\$ -	\$ -
07301063	06/30/24	NEWTON	NEOSHO	1845 LAQUESTA DRIVE	OFFICE	4,567	\$ 10.50	16.00	\$ 47,954	\$ 20,413	\$ 68,367	\$ -	\$ -
07402243	06/30/20	NODAWAY	MARYVILLE	115 E 4TH ST	OFFICE	2,180	\$ 9.30	6.00	\$ 20,274	\$ 11,391	\$ 31,665	\$ -	\$ -
88607802	12/31/18	PEMISCOT	CARUTHERSVILLE	911 HIGHWAY 84 WEST	OFFICE	3,735	\$ 9.37	9.00	\$ 34,997	\$ 14,002	\$ 48,999	\$ -	\$ -
07900549	06/30/18	PERRY	PERRYVILLE	12 EAST WICHERN RD	OFFICE	1,330	\$ 11.44	3.00	\$ 15,215	\$ 3,124	\$ 18,339	\$ -	\$ -
08000962	06/30/24	PETTIS	SEDALIA	205 THOMPSON ROAD	OFFICE	5,500	\$ 9.00	20.00	\$ 49,500	\$ 21,548	\$ 71,048	\$ -	\$ -
08100731	06/30/22	PHELPS	ROLLA	1101-1111 KINGSHIGHWAY	OFFICE	5,120	\$ 8.04	25.00	\$ 41,165	\$ 17,828	\$ 58,993	\$ -	\$ -
08201307	06/30/22	PIKE	BOWLING GREEN	1610 BUSINESS 54 WEST	OFFICE	970	\$ 6.50	3.00	\$ 6,305	\$ 3,508	\$ 9,813	\$ -	\$ -
08302054	06/30/19	PLATTE	PLATTE CITY	1120 BRANCH ST	OFFICE	1,134	\$ 12.70	3.00	\$ 14,402	\$ 6,474	\$ 20,876	\$ -	\$ -
08401596	06/30/18	POLK	BOLIVAR	3369 S. SPRINGFIELD	OFFICE	970	\$ 7.36	1.00	\$ 7,139	\$ 4,101	\$ 11,240	\$ -	\$ -
08500385	06/30/24	PULASKI	WAYNESVILLE	712 HISTORIC 66 WEST	OFFICE	1,820	\$ 9.10	6.00	\$ 16,562	\$ 8,274	\$ 24,836	\$ -	\$ -
08811646	06/30/24	RANDOLPH	MOBERLY	1317 E HIGHWAY 24, SUITE B	OFFICE	3,823	\$ 8.89	11.50	\$ 33,986	\$ 17,181	\$ 51,167	\$ -	\$ -
08901088	06/30/21	RAY	RICHMOND	901 E LEXINGTON	OFFICE	908	\$ 9.00	4.00	\$ 8,172	\$ 3,352	\$ 11,524	\$ -	\$ -
09700812	06/30/22	SALINE	MARSHALL	1239 SANTE FE TRAIL	OFFICE	4,150	\$ 11.07	8.00	\$ 45,941	\$ 17,503	\$ 63,444	\$ -	\$ -
10001064	06/30/23	SCOTT	SIKESTON	102 ARTHUR DRIVE	OFFICE	6,461	\$ 9.98	34.00	\$ 64,481	\$ 25,414	\$ 89,895	\$ -	\$ -
09200463	06/30/20	ST. CHARLES	ST CHARLES	211 COMPASS POINT DRIVE	OFFICE	11,041	\$ 14.95	48.00	\$ 165,063	\$ 41,119	\$ 206,182	\$ -	\$ -
09401266	06/30/19	ST. FRANCOIS	FARMINGTON	901 PROGRESS DR	SCHOOL	7,417	\$ 10.25	18.00	\$ 76,024	\$ 23,729	\$ 99,753	\$ -	\$ -
09511601	06/30/22	ST. GENEVIEVE	ST. GENEVIEVE	295 BROOKS STREET	OFFICE	680	\$ 1.32	2.00	\$ 898	\$ 90	\$ 988	\$ -	\$ -
09601042	06/30/20	ST. LOUIS	ST LOUIS	9441 DIELMAN ROCK ISLAND	OFFICE	11,641	\$ 13.01	41.00	\$ 151,449	\$ 54,934	\$ 206,383	\$ -	\$ -
11500493	06/30/18	ST. LOUIS CITY	ST LOUIS	1430 OLIVE STREET	PARKING	-	\$ -	-	\$ 5,880	\$ -	\$ 5,880	\$ -	\$ -
11500532	06/30/18	ST. LOUIS CITY	ST LOUIS	1500 PINE	PARKING	-	\$ -	-	\$ 4,872	\$ -	\$ 4,872	\$ -	\$ -
11501528	06/30/18	ST. LOUIS CITY	ST LOUIS	421 SOUTH 11 ST	PARKING	-	\$ -	-	\$ 18,241	\$ -	\$ 18,241	\$ -	\$ -
11502228	06/30/18	ST. LOUIS CITY	ST LOUIS	1115 CLARK AVE	PARKING	-	\$ -	-	\$ 5,760	\$ -	\$ 5,760	\$ -	\$ -
11502475	06/30/22	ST. LOUIS CITY	ST LOUIS	1101 CHOTEAU AVE	PARKING	-	\$ -	-	\$ 4,200	\$ -	\$ 4,200	\$ -	\$ -
10301015	06/30/24	STODDARD	DEXTER	1003 WILDWOOD DRIVE	OFFICE	4,562	\$ 8.84	9.00	\$ 40,328	\$ 10,846	\$ 51,174	\$ -	\$ -
88610402	06/30/20	STONE	GALENA	30832 HWY 413	OFFICE	2,059	\$ 10.74	9.00	\$ 22,114	\$ 10,461	\$ 32,575	\$ -	\$ -
10701017	06/30/22	TEXAS	HOUSTON	16798 OAK HILLS DRIVE	OFFICE	1,390	\$ 8.99	5.00	\$ 12,496	\$ 5,524	\$ 18,020	\$ -	\$ -



**LEASED FACILITY REQUIREMENT  
FY 2023**

<b>LEASED FACILITIES</b>														
<b>LEASE ID</b>	<b>END DATE</b>	<b>COUNTY</b>	<b>CITY</b>	<b>ADDRESS</b>	<b>SPACE USE</b>	<b>SQ FT</b>	<b>CPSF</b>	<b>FTE</b>	<b>ANNUAL RENT</b>	<b>ANNUAL SERVICES</b>	<b>GENERAL REVENUE</b>	<b>FED</b>	<b>OTHER</b>	
<b>CORRECTIONS CONTINUED</b>														
10800456	06/30/18	VERNON	NEVADA	330 S. PREWITT	OFFICE	4,795	\$ 10.00	18.00	\$ 47,950	\$ 21,143	\$ 69,093	\$ -	\$ -	
10900092	06/30/23	WARREN	WARRENTON	3409 N HWY 47	OFFICE	2,334	\$ 9.90	5.00	\$ 23,107	\$ 10,460	\$ 33,567	\$ -	\$ -	
11002661	06/30/19	WASHINGTON	POTOSI	23 SOUTHTOWNE DRIVE	OFFICE	3,902	\$ 9.99	14.00	\$ 38,981	\$ 15,594	\$ 54,575	\$ -	\$ -	
11201899	06/30/18	WEBSTER	MARSHFIELD	201 E. WASHINGTON	OFFICE	788	\$ 8.38	2.00	\$ 6,603	\$ 3,525	\$ 10,128	\$ -	\$ -	
11411610	06/30/20	WRIGHT	HARTVILLE	124 S MAIN	OFFICE	1,500	\$ 8.00	8.00	\$ 12,000	\$ 8,508	\$ 20,508	\$ -	\$ -	
<b>Real Estate Services Allocation</b>						-	-	-	\$ 267,106	-	\$ 256,796	\$ -	\$ 10,310	
<b>NDI-ERTC Farmington</b>						-	-	-	\$ 227,530	\$ -	\$ 227,530	\$ -	\$ -	
<b>NDI-PAY PLAN</b>						-	-	-	\$ 15,706	\$ -	\$ 15,120	\$ -	\$ 586	
<b>NDI-COST TO CONTINUE PAY PLAN</b>						-	-	-	\$ 11,024	\$ -	\$ 10,613	\$ -	\$ 411	
<b>FY23 Corrections Lease Requirement</b>						<b>470,726</b>	<b>\$ 9.17</b>	<b>1,433.00</b>	<b>\$ 4,839,088</b>	<b>\$ 2,600,708</b>	<b>\$ 7,161,445</b>	<b>\$ -</b>	<b>\$ 278,351</b>	
<b>ECONOMIC DEVELOPMENT</b>														
02602364	06/30/24	COLE	JEFFERSON CITY	4720 SCRUGGS STATION RD	STORAGE	1,273	\$ 2.53	-	\$ 3,221	\$ 1,277	\$ 55	\$ -	\$ 4,443	
03911753	01/31/25	GREENE	SPRINGFIELD	405 N JEFFERSON AVENUE	OFFICE	120	\$ 15.00	-	\$ 1,800	\$ 270	\$ 2,070	\$ -	\$ -	
<b>Real Estate Services Allocation</b>						-	-	-	\$ 279	\$ -	\$ 85	\$ -	\$ 194	
<b>NDI-PAY PLAN</b>						-	-	-	\$ 10	\$ -	\$ -	\$ -	\$ 10	
<b>NDI-COST TO CONTINUE PAY PLAN</b>						-	-	-	\$ 7	\$ -	\$ -	\$ -	\$ 7	
<b>FY23 Economic Development Lease Requirement</b>						<b>1,393</b>	<b>\$ 3.60</b>	<b>-</b>	<b>\$ 5,317</b>	<b>\$ 2,143</b>	<b>\$ 2,214</b>	<b>\$ -</b>	<b>\$ 5,246</b>	
<b>ELEMENTARY &amp; SECONDARY EDUCATION</b>														
00101265	06/30/24	ADAIR	KIRKSVILLE	1612 NORTH OSTEOPATHY	OFFICE	1,799	\$ 9.40	6.00	\$ 16,911	\$ 6,073	\$ -	\$ 22,984	\$ -	
01011545	06/30/23	BOONE	COLUMBIA	900 W NIFONG	OFFICE	5,147	\$ 15.75	18.00	\$ 81,065	\$ 20,645	\$ -	\$ 101,710	\$ -	
01100335	06/30/18	BUCHANAN	ST JOSEPH	6TH & JULES	PARKING	-	\$ -	-	\$ 5,888	\$ -	\$ -	\$ 5,888	\$ -	
01200374	06/30/20	BUTLER	POPLAR BLUFF	1903 NORTHWOOD	OFFICE	1,330	\$ 10.34	2.00	\$ 13,752	\$ 4,615	\$ -	\$ 18,367	\$ -	
01600735	06/30/24	CAPE GIRARDEAU	CAPE GIRARDEAU	3014 & 3102 BLATTNER RD	OFFICE	22,890	\$ 9.75	91.00	\$ 223,178	\$ 78,799	\$ -	\$ 301,977	\$ -	
01602571	06/30/19	CAPE GIRARDEAU	CAPE GIRARDEAU	471 SIEMERS DR	OFFICE	1,400	\$ 7.00	42.94	\$ 9,800	\$ 6,615	\$ -	\$ 16,415	\$ -	
02402621	06/30/25	CLAY	KANSAS CITY	8030 NORTH OAK TRAFFICWAY	OFFICE	4,485	\$ 12.00	14.60	\$ 53,820	\$ 17,303	\$ -	\$ 71,123	\$ -	
02600137	06/30/20	COLE	JEFFERSON CITY	3024 DUPONT CIRCLE	OFFICE	19,529	\$ 7.31	55.50	\$ 142,757	\$ 57,132	\$ -	\$ 199,889	\$ -	
02600662	06/30/18	COLE	JEFFERSON CITY	CITY OF JEFFERSON LOT 26	PARKING	-	\$ -	-	\$ 481	\$ -	\$ 481	\$ -	\$ -	
02600813	06/30/24	COLE	JEFFERSON CITY	1500 SOUTHRIDGE DR	OFFICE	25,627	\$ 8.95	93.00	\$ 229,362	\$ 86,171	\$ -	\$ 315,533	\$ -	
02602364	06/30/24	COLE	JEFFERSON CITY	4720 SCRUGGS STATION ROAD	WAREHOUSE	3,054	\$ 2.53	-	\$ 7,727	\$ 2,184	\$ -	\$ 9,911	\$ -	
02611530	06/30/21	COLE	JEFFERSON CITY	3216 EMERALD LANE	OFFICE	3,000	\$ 9.87	8.00	\$ 29,610	\$ 10,855	\$ 40,465	\$ -	\$ -	
03300270	06/30/20	DENT	SALEM	100 SOUTH WARFEL ST.	SCHOOL	4,890	\$ 9.99	4.30	\$ 48,851	\$ 21,035	\$ 69,886	\$ -	\$ -	
03500106	06/30/20	DUNKLIN	CLARKTON	111 HIGHWAY 162	SCHOOL	7,266	\$ 8.46	8.66	\$ 61,470	\$ 5,532	\$ 67,002	\$ -	\$ -	
03900909	06/30/20	GREENE	SPRINGFIELD	1735 W CATALPA ST	OFFICE	3,747	\$ 12.00	11.00	\$ 44,964	\$ 19,340	\$ -	\$ 64,304	\$ -	
03901286	06/30/24	GREENE	SPRINGFIELD	613 E. KEARNEY	OFFICE	3,713	\$ 10.08	11.60	\$ 37,427	\$ 18,869	\$ -	\$ 56,296	\$ -	
03902738	06/30/30	GREENE	SPRINGFIELD	1900 E. DIVISION ST	OFFICE	18,705	\$ 11.01	83.00	\$ 205,942	\$ 66,749	\$ -	\$ 272,691	\$ -	
04600620	06/30/21	HOWELL	WEST PLAINS	3415 AND 3417 DIVISION DR.	OFFICE	1,858	\$ 9.40	6.00	\$ 17,465	\$ 6,741	\$ -	\$ 24,206	\$ -	
52304604	06/30/18	HOWELL	WEST PLAINS	1715 WAYHAVEN DR	SCHOOL	4,739	\$ 10.20	8.90	\$ 48,338	\$ 25,100	\$ 73,438	\$ -	\$ -	
04802081	06/30/22	JACKSON	BLUE SPRINGS	1501 NW JEFFERSON	OFFICE	4,129	\$ 14.46	9.40	\$ 59,705	\$ 16,709	\$ -	\$ 38,207	\$ 38,207	
04811698	06/30/20	JACKSON	KANSAS CITY	1119 CHERRY ST	PARKING	-	\$ -	-	\$ 4,500	\$ -	\$ -	\$ 4,500	\$ -	
04900570	06/30/22	JASPER	JOPLIN	801 E 15TH ST	OFFICE	2,795	\$ 9.67	7.00	\$ 27,028	\$ 13,060	\$ -	\$ 40,088	\$ -	
50705902	06/30/21	LIVINGSTON	CHILLICOTHE	603 WEST MOHAWK RD	OFFICE	2,497	\$ 9.80	6.00	\$ 24,471	\$ 13,831	\$ -	\$ 38,302	\$ -	
06100821	06/30/20	MACON	MACON	1716 - 1718 N. PROSPECT DR	OFFICE	1,200	\$ 9.00	6.00	\$ 10,800	\$ 4,810	\$ -	\$ 15,610	\$ -	
50706402	06/30/21	MARION	HANNIBAL	112 JAYCEE DR	OFFICE	2,500	\$ 9.06	4.50	\$ 22,650	\$ 11,610	\$ -	\$ 34,260	\$ -	
06600232	06/30/20	MILLER	ELDON	114 N SPRUCE	SCHOOL	3,850	\$ 7.64	4.89	\$ 29,414	\$ 16,068	\$ 45,482	\$ -	\$ -	
50708002	06/30/22	PETTIS	SEDALIA	2115 WEST BROADWAY	OFFICE	4,520	\$ 9.08	15.00	\$ 41,042	\$ 11,390	\$ -	\$ 52,432	\$ -	
08100731	06/30/22	PHELPS	ROLLA	1101-1111 KINGSHIGHWAY	OFFICE	3,454	\$ 8.04	8.00	\$ 27,770	\$ 9,429	\$ -	\$ 37,199	\$ -	
99909201	06/30/28	ST. CHARLES	ST CHARLES	3737 TRUMAN BLVD	OFFICE	3,519	\$ 8.89	12.40	\$ 31,284	\$ 14,413	\$ -	\$ 45,697	\$ -	
09401266	06/30/19	ST. FRANCOIS	FARMINGTON	901 PROGRESS DR	OFFICE	2,745	\$ 10.25	8.00	\$ 28,136	\$ 9,846	\$ -	\$ 37,982	\$ -	
11511525	06/30/18	ST LOUIS CITY	ST LOUIS	4041 FOREST PARK AVE	OFFICE	600	\$ 50.54	3.00	\$ 30,324	\$ 4,336	\$ 34,660	\$ -	\$ -	
10301182	06/30/21	STODDARD	DEXTER	910 NINA ST	SCHOOL	4,926	\$ 13.06	4.75	\$ 64,334	\$ 19,002	\$ 83,336	\$ -	\$ -	
10801184	06/30/21	VERNON	NEVADA	621 EAST HIGHLAND	OFFICE	1,202	\$ 9.67	7.00	\$ 11,623	\$ 4,595	\$ -	\$ 16,218	\$ -	
52311401	06/30/19	WRIGHT	MT GROVE	502 W 5TH ST	SCHOOL	2,500	\$ 11.33	6.18	\$ 28,325	\$ 15,674	\$ 43,999	\$ -	\$ -	
<b>Real Estate Services Allocation</b>						-	-	-	\$ 94,309	\$ -	\$ 18,630	\$ 74,115	\$ 1,564	
<b>NDI-PAY PLAN</b>						-	-	-	\$ 5,423	\$ -	\$ 1,065	\$ 4,268	\$ 90	
<b>NDI-COST TO CONTINUE PAY PLAN</b>						-	-	-	\$ 3,806	\$ -	\$ 748	\$ 2,995	\$ 63	
<b>FY23 Elementary &amp; Secondary Education Lease Requirement</b>						<b>-</b>	<b>173,616</b>	<b>\$ 9.91</b>	<b>566.62</b>	<b>\$ 1,823,752</b>	<b>\$ 722,535</b>	<b>\$ 502,952</b>	<b>\$ 2,001,055</b>	<b>\$ 42,280</b>



**LEASED FACILITY REQUIREMENT  
FY 2023**

<b>LEASED FACILITIES</b>													<b>GENERAL</b>	<b>FED</b>	<b>OTHER</b>
<b>LEASE ID</b>	<b>END DATE</b>	<b>COUNTY</b>	<b>CITY</b>	<b>ADDRESS</b>	<b>SPACE USE</b>	<b>SQ FT</b>	<b>CPSF</b>	<b>FTE</b>	<b>ANNUAL RENT</b>	<b>ANNUAL SERVICES</b>	<b>REVENUE</b>				
<b>HEALTH &amp; SENIOR SERVICES - CONTINUED</b>															
07101874	06/30/15	MORGAN	VERSAILLES	203 SOUTH HWY 5	OFFICE	120	\$ 5.80	5.00	\$ 696	\$ 404	\$ 520	\$ 580	\$ -		
07301297	06/30/18	NEWTON	NEOSHO	201 N. WASHINGTON ST	OFFICE	290	\$ 9.24	4.00	\$ 2,680	\$ 1,498	\$ 1,974	\$ 2,204	\$ -		
07400396	06/30/21	NODAWAY	MARYVILLE	301 SUMMIT DR	OFFICE	330	\$ 8.75	2.00	\$ 2,888	\$ 1,526	\$ 2,085	\$ 2,329	\$ -		
07500836	06/30/18	OREGON	ALTON	HWY 19 S.	OFFICE	160	\$ 7.00	1.00	\$ 1,120	\$ 850	\$ 931	\$ 1,039	\$ -		
07602553	06/30/20	OSAGE	LINN	63 PROGRESS LANE	OFFICE	2,083	\$ 5.54	-	\$ 11,540	\$ 7,125	\$ 8,959	\$ 9,706	\$ -		
88607802	12/31/18	PEMISCOT	CARUTHERSVILLE	911 HWY 84	OFFICE	1,600	\$ 9.37	5.00	\$ 14,992	\$ 6,086	\$ 9,959	\$ 11,119	\$ -		
08000889	06/30/24	PETTIS	SEDALIA	808 WESTWOOD	OFFICE	1,486	\$ 12.00	5.00	\$ 17,832	\$ 4,743	\$ 10,666	\$ 11,909	\$ -		
08100731	06/30/22	PHELPS	ROLLA	1101-1111 KINGSHIGHWAY	OFFICE	991	\$ 8.04	7.00	\$ 7,968	\$ 3,898	\$ 5,606	\$ 6,260	\$ -		
08201307	06/30/22	PIKE	BOWLING GREEN	1610 BUSINESS 54 W	OFFICE	114	\$ 6.50	1.00	\$ 741	\$ 345	\$ 513	\$ 573	\$ -		
08300375	06/30/23	PLATTE	PLATTE CITY	233 MARSHALL RD	OFFICE	100	\$ 11.00	2.00	\$ 1,100	\$ 371	\$ 695	\$ 776	\$ -		
08500385	06/30/24	PULASKI	WAYNESVILLE	712 HISTORIC 66 WEST	OFFICE	236	\$ 9.10	1.49	\$ 2,148	\$ 984	\$ 1,480	\$ 1,652	\$ -		
08811646	06/30/24	RANDOLPH	MOBERLY	1317 E HIGHWAY 24, SUITE B	OFFICE	183	\$ 8.89	-	\$ 1,627	\$ 660	\$ 1,081	\$ 1,206	\$ -		
08901088	06/30/21	RAY	RICHMOND	901 E. LEXINGTON	OFFICE	92	\$ 9.00	1.00	\$ 828	\$ 407	\$ 583	\$ 652	\$ -		
09100890	06/30/23	RIPLEY	DONIPHAN	ROUTE 2 BOX 1143	OFFICE	745	\$ 8.41	4.00	\$ 6,265	\$ 2,628	\$ 4,202	\$ 4,691	\$ -		
09700812	06/30/22	SALINE	MARSHALL	1239 SANTA FE TRAIL	OFFICE	1,269	\$ 11.07	4.00	\$ 14,048	\$ 6,462	\$ 9,690	\$ 10,820	\$ -		
10001298	06/30/24	SCOTT	SIKESTON	106 ARTHUR DR	OFFICE	1,783	\$ 9.47	9.00	\$ 16,885	\$ 3,392	\$ 9,580	\$ 10,697	\$ -		
10301015	06/30/24	STODDARD	DEXTER	1003 WILDWOOD DR	OFFICE	1,119	\$ 8.84	4.49	\$ 9,892	\$ 3,210	\$ 6,190	\$ 6,912	\$ -		
99909201	06/30/19	ST. CHARLES	ST. CHARLES	3737 TRUMAN BLVD	OFFICE	1,996	\$ 8.89	15.00	\$ 17,744	\$ 8,195	\$ 12,255	\$ 13,684	\$ -		
09401014	06/30/24	ST. FRANCOIS	PARK HILLS	140 STAPLES DR	OFFICE	2,595	\$ 10.25	10.00	\$ 26,599	\$ 10,398	\$ 17,480	\$ 19,517	\$ -		
11501724	10/19/35	ST. LOUIS CITY	ST. LOUIS	OLD POST OFFICE-815 OLIVE	OFFICE	15,758	\$ 12.76	61.00	\$ 201,099	\$ 93,591	\$ 141,451	\$ 153,239	\$ -		
11501808	06/30/18	ST. LOUIS	ST. LOUIS	OLD POST OFFICE-911 OLIVE	PARKING	-	\$ -	-	\$ 46,690	\$ 7,004	\$ 25,369	\$ 28,325	\$ -		
10701017	06/30/22	TEXAS	HOUSTON	16798 OAK HILLS DR	OFFICE	617	\$ 8.99	3.00	\$ 5,547	\$ 2,138	\$ 3,631	\$ 4,054	\$ -		
10801184	06/30/19	VERNON	NEVADA	621 E. HIGHLAND	OFFICE	182	\$ 9.67	4.00	\$ 1,760	\$ 765	\$ 1,193	\$ 1,332	\$ -		
10901306	06/30/23	WARREN	WARRENTON	513 W BOONESLICK	OFFICE	229	\$ 10.00	2.00	\$ 2,290	\$ 712	\$ 1,418	\$ 1,584	\$ -		
11001018	06/30/18	WASHINGTON	POTOSI	10235 W STATE HWY E	OFFICE	608	\$ 7.26	4.00	\$ 4,414	\$ 2,184	\$ 3,117	\$ 3,481	\$ -		
11101087	06/30/18	WAYNE	PIEDMONT	8930 HWY 49 NORTH	OFFICE	321	\$ 8.28	3.00	\$ 2,658	\$ 1,607	\$ 2,015	\$ 2,250	\$ -		
11401303	06/30/21	WRIGHT	MOUNTAIN GROVE	1801 N. TALCOTT	OFFICE	1,031	\$ 10.32	6.00	\$ 10,640	\$ 4,203	\$ 7,013	\$ 7,830	\$ -		
<b>Real Estate Services Allocation</b>											\$ 145,999	\$ -	\$ 68,608	\$ 77,391	\$ -
<b>NDI-PPE Warehouse Space</b>											\$ 1,455,600	\$ -	\$ -	\$ 1,455,600	\$ -
<b>NDI-PAY PLAN</b>											\$ 8,303	\$ -	\$ 3,852	\$ 4,451	\$ -
<b>NDI-COST TO CONTINUE PAY PLAN</b>											\$ 5,828	\$ -	\$ 2,704	\$ 3,124	\$ -
<b>FY23 Health &amp; Senior Services Lease Requirement</b>						<b>275,323</b>	<b>\$ 8.94</b>	<b>1,277.83</b>	<b>\$ 4,078,252</b>	<b>\$ 1,337,099</b>	<b>\$ 1,870,207</b>	<b>\$ 3,545,144</b>	<b>\$ -</b>		
<b>HIGHER EDUCATION</b>															
00101409	6/30/22	ADAIR	KIRKSVILLE	2105 E. NORMAL	OFFICE	4,115	\$ 7	6	\$ 30,122	\$ 18,279	\$ -	\$ 48,401	\$ -		
01011689	6/30/24	BOONE	COLUMBIA	101 PARK DEVILLE DRIVE	OFFICE	6,815	\$ 12	8	\$ 78,577	\$ 25,917	\$ -	\$ 36,135	\$ 68,359		
01111567	6/30/22	BUCHANAN	ST JOSEPH	2202 FREDERICK AVE	OFFICE	8,350	\$ 11	5	\$ 91,850	\$ 44,255	\$ -	\$ 136,105	\$ -		
01200374	6/30/20	BUTLER	POPLAR BLUFF	1903 NORTHWOOD DR	OFFICE	4,614	\$ 10	6	\$ 47,709	\$ 18,613	\$ -	\$ 66,322	\$ -		
02401629	6/30/18	CLAY	KANSAS CITY	3100 NE 83RD, SUITE 1201	OFFICE	1,426	\$ 13	6	\$ 17,825	\$ 5,752	\$ -	\$ 23,577	\$ -		
02602364	6/30/24	COLE	JEFFERSON CITY	4720 SCRUGGS STATION ROAD	STORAGE	3,897	\$ 3	-	\$ 9,859	\$ 16,367	\$ -	\$ 3,672	\$ 22,554		
02611723	2/7/20	COLE	JEFFERSON CITY	3600 COUNTRY CLUB DRIVE	OFFICE	6,200	\$ 15	12	\$ 94,550	\$ 28,129	\$ -	\$ 122,679	\$ -		
03500618	6/30/19	DUNKLIN	KENNETT	100 HIGHWAY 25 S BY-PASS	OFFICE	4,033	\$ 8	6	\$ 33,676	\$ 15,467	\$ -	\$ 49,143	\$ -		
03601418	6/30/23	FRANKLIN	WASHINGTON	1108 WASHINGTON SQUARE	OFFICE	6,800	\$ 10	4	\$ 70,720	\$ 27,778	\$ -	\$ 27,778	\$ 70,720		
04611768	6/30/26	HOWELL	WEST PLAINS	408 Washington Avenue	OFFICE	3,969	\$ 7	4	\$ 27,148	\$ 15,217	\$ -	\$ 6,922	\$ 35,443		
04800269	6/30/18	JACKSON	INDEPENDENCE	15301 E 23RD ST	OFFICE	9,327	\$ 9	16	\$ 84,782	\$ 49,890	\$ -	\$ 134,672	\$ -		
04801463	6/30/18	JACKSON	KANSAS CITY	1740 PASEO	OFFICE	2,535	\$ 11	10	\$ 26,618	\$ 10,267	\$ -	\$ 36,885	\$ -		
05001407	6/30/20	JEFFERSON	ARNOLD	3675 W OUTER RD	OFFICE	7,467	\$ 12	10	\$ 87,364	\$ 40,098	\$ -	\$ 127,462	\$ -		
05300360	6/30/21	LACLEDE	LEBANON	2639 S JEFFERSON	OFFICE	4,559	\$ 9	6	\$ 42,627	\$ 23,958	\$ -	\$ 66,585	\$ -		
05900810	6/30/20	LIVINGSTON	CHILLICOTHE	601 WEST MOHAWK	OFFICE	1,779	\$ 9	4	\$ 15,388	\$ 9,011	\$ -	\$ 24,399	\$ -		
08011590	6/30/21	PETTIS	SEDALIA	515 S. KENTUCKY	OFFICE	5,140	\$ 8	5	\$ 41,377	\$ 19,558	\$ -	\$ 60,935	\$ -		
08111755	6/30/25	PHELPS	ROLLA	1107 Kingshighway	OFFICE	4,000	\$ 13	-	\$ 52,840	\$ 12,484	\$ -	\$ 65,324	\$ -		
09401735	6/30/19	ST. FRANCOIS	PARK HILLS	403 PARKWAY DR	OFFICE	4,800	\$ 11	7	\$ 53,184	\$ 13,958	\$ -	\$ 67,142	\$ -		
09201637	6/30/18	ST. CHARLES	ST. PETERS	212 TURNER BLVD	OFFICE	5,000	\$ 7	8	\$ 35,500	\$ 24,550	\$ -	\$ 60,050	\$ -		
11502410	6/30/18	ST. LOUIS CITY	ST. LOUIS	1515 CLARK ST	PARKING	0	\$ -	-	\$ 13,500	\$ -	\$ -	\$ 13,500	\$ -		
10601802	6/30/18	BRANSON	TANEY	2720 SHEPHERD OF THE HILLS	OFFICE	2,236	\$ 9	5	\$ 20,169	\$ 11,408	\$ -	\$ 31,577	\$ -		
10801184	6/30/19	VERNON	NEVADA	621 E HIGHLAND	OFFICE	3,343	\$ 10	8	\$ 32,327	\$ 15,268	\$ -	\$ 47,595	\$ -		
<b>Real Estate Services Allocation</b>											\$ 1,007,712	\$ 567,259	\$ -	\$ 1,367,010	\$ 207,961
<b>NDI-PAY PLAN</b>											\$ 60,806	\$ -	\$ -	\$ 60,806	\$ -
<b>NDI-COST TO CONTINUE PAY PLAN</b>											\$ 3,432	\$ -	\$ -	\$ 3,432	\$ -
<b>NDI-COST TO CONTINUE PAY PLAN</b>											\$ 2,453	\$ -	\$ -	\$ 2,453	\$ 338
<b>FY23 Higher Education Lease Requirement</b>						<b>100,405</b>	<b>\$ 10</b>	<b>136</b>	<b>\$ 1,074,403</b>	<b>\$ 567,259</b>	<b>\$ -</b>	<b>\$ 1,433,363</b>	<b>\$ 208,299</b>		

**LEASED FACILITY REQUIREMENT  
FY 2023**

<b>LEASED FACILITIES</b>														
LEASE ID	END DATE	COUNTY	CITY	ADDRESS	SPACE USE	SQ FT	CPSF	FTE	ANNUAL RENT	ANNUAL SERVICES	GENERAL REVENUE	FED	OTHER	
<b>INSURANCE, FINANCE, &amp; PROFESSIONAL REGISTRATION</b>														
02601279	07/31/24	COLE	JEFFERSON CITY	MADISON & CAPITAL-OPC	PARKING	-	\$ -	-	\$ 1,588	\$ -	\$ 1,588	\$ -	\$ -	
02600662	07/31/96	COLE	JEFFERSON CITY	MADISON & CAPITAL-PSC	PARKING	-	\$ -	-	\$ 5,686	\$ -	\$ -	\$ -	\$ 5,686	
04811698	00044012	JACKSON	KANSAS CITY	1119 CHERRY ST.	PARKING	-	\$ -	-	\$ 9,002	\$ -	\$ -	\$ -	\$ 9,002	
04811698	00044012	JACKSON	KANSAS CITY	1119 CHERRY ST.	PARKING	-	\$ -	-	\$ 1,802	\$ -	\$ -	\$ -	\$ 1,802	
02600791	06/30/30	COLE	JEFFERSON CITY	200 MADISON-PSC	OFFICE	64,773	\$ 10.30	182.00	\$ 667,162	\$ 137,966	\$ -	\$ -	\$ 805,128	
02600791	06/30/30	COLE	JEFFERSON CITY	200 MADISON-OPC	OFFICE	5,395	\$ 10.30	16.00	\$ 55,569	\$ 11,606	\$ 67,175	\$ -	\$ -	
02601279	07/31/24	COLE	JEFFERSON CITY	MADISON & CAPITAL-PSC	PARKING	-	\$ -	-	\$ 24,873	\$ -	\$ -	\$ -	\$ 24,873	
02602364	06/30/24	COLE	JEFFERSON CITY	4720 SCRUGGS STATION RD	WAREHOUSE	2,310	\$ 2.53	-	\$ 5,844	\$ 1,067	\$ -	\$ -	\$ 6,911	
03900909	06/30/20	GREENE	SPRINGFIELD	1735 WEST CATALPA ST	OFFICE	2,070	\$ 12.00	10.00	\$ 24,840	\$ 4,630	\$ -	\$ -	\$ 29,470	
10001064	06/30/23	SCOTT	SIKESTON	102 ARTHUR DRIVE	OFFICE	1,550	\$ 9.98	7.00	\$ 15,469	\$ 3,467	\$ -	\$ -	\$ 18,936	
11501821	06/30/20	ST. LOUIS CITY	ST. LOUIS	604 PINE ST	PARKING	-	\$ -	-	\$ 17,139	\$ -	\$ -	\$ -	\$ 17,139	
									\$ 41,922	\$ -	\$ 2,910	\$ -	\$ 39,012	
									\$ 2,415	\$ -	\$ 169	\$ -	\$ 2,246	
									\$ 1,695	\$ -	\$ 118	\$ -	\$ 1,577	
<b>Real Estate Services Allocation</b>														
<b>NDI-PAY PLAN</b>														
<b>NDI-COST TO CONTINUE PAY PLAN</b>														
<b>FY23 Insurance Lease Requirement</b>						<b>-</b>	<b>76,098</b>	<b>\$ 45.00</b>	<b>215.00</b>	<b>\$ 875,006</b>	<b>\$ 256,920</b>	<b>\$ 78,612</b>	<b>\$ -</b>	<b>\$ 1,053,314</b>
<b>JUDICIARY</b>														
02600231	06/30/20	COLE	JEFFERSON CITY	2112 INDUSTRIAL	OFFICE	27,000	\$ 9.57	134.00	\$ 258,390	\$ 148,028	\$ 386,097	\$ 20,321	\$ -	
02601370	06/30/20	COLE	JEFFERSON CITY	121 ALAMEDA DR	OFFICE	9,046	\$ 9.98	19.00	\$ 90,279	\$ 38,473	\$ -	\$ -	\$ 128,752	
02601371	06/30/20	COLE	JEFFERSON CITY	3425 CONSTITUTION CT	OFF/STORAGE	30,692	\$ 9.57	125.00	\$ 293,722	\$ 109,902	\$ 403,624	\$ -	\$ -	
02602364	06/30/24	COLE	JEFFERSON CITY	4720 SCRUGGS STATION RD	WAREHOUSE	2,841	\$ 2.53	-	\$ 7,188	\$ 1,313	\$ 8,501	\$ -	\$ -	
03901638	06/30/22	GREENE	SPRINGFIELD	300 JOHN HAMMONS PARKWAY	OFFICE	13,551	\$ 16.50	32.00	\$ 223,592	\$ 29,473	\$ 253,065	\$ -	\$ -	
11501594	06/30/22	ST. LOUIS	ST. LOUIS	OLD POST OFFICE-815 OLIVE	OFFICE	50,030	\$ 3.88	70.00	\$ 193,902	\$ 107,883	\$ 301,785	\$ -	\$ -	
									\$ 108,585	\$ -	\$ 102,274	\$ 859	\$ 5,452	
<b>Real Estate Services Allocation</b>														
<b>NDI-PAY PLAN</b>														
<b>NDI-COST TO CONTINUE PAY PLAN</b>														
<b>FY23 Judiciary Lease Requirement</b>						<b>-</b>	<b>133,160</b>	<b>\$ 8.01</b>	<b>380.00</b>	<b>\$ 1,186,299</b>	<b>\$ 1,745,431</b>	<b>\$ 2,761,331</b>	<b>\$ 23,226</b>	<b>\$ 147,173</b>
<b>LABOR &amp; INDUSTRIAL RELATIONS</b>														
01100335	06/30/18	BUCHANAN	ST JOSEPH	6TH & JULES	PARKING	-	\$ -	-	\$ 1,104	\$ -	\$ -	\$ -	\$ 1,104	
01111567	06/30/22	BUCHANAN	ST JOSEPH	2202 FREDERICK AVE	OFFICE	250	\$ 11.00	1.00	\$ 2,750	\$ 1,001	\$ -	\$ 3,751	\$ -	
01011555	06/30/19	BOONE	COLUMBIA	5900 TOWER DR	OFFICE	6,000	\$ 10.00	-	\$ 60,000	\$ 23,850	\$ -	\$ -	\$ 83,850	
01600735	06/30/24	CAPE GIRARDEAU	CAPE GIRARDEAU	3014 & 3102 BLATTNER RD	OFFICE	5,415	\$ 9.75	8.00	\$ 52,796	\$ 21,484	\$ -	\$ -	\$ 74,280	
03900949	06/30/19	GREENE	SPRINGFIELD	1736 E SUNSHINE	OFFICE	4,125	\$ 18.00	6.00	\$ 74,250	\$ 18,080	\$ -	\$ -	\$ 92,330	
04602534	06/30/19	HOWELL	MOUNTAIN VIEW	125 EAST FIRST STREET	OFFICE	450	\$ 4.00	1.00	\$ 1,800	\$ 1,753	\$ -	\$ 3,553	\$ -	
05900810	06/30/20	LIVINGSTON	CHILLICOTHE	601 MOHAWK	OFFICE	66	\$ 8.65	-	\$ 571	\$ 288	\$ -	\$ 859	\$ -	
04900159	06/30/21	JASPER	JOPLIN	3311 TEXAS	OFFICE	2,935	\$ 10.69	3.00	\$ 31,375	\$ 9,601	\$ -	\$ -	\$ 40,976	
10001298	06/30/24	SCOTT	SIKESTON	106 ARTHUR DR-DES CONTR FIELD	OFFICE	982	\$ 9.47	4.00	\$ 9,300	\$ 3,827	\$ 2,663	\$ 10,464	\$ -	
09201339	06/30/22	ST. CHARLES	ST. PETERS	119-123 OLYMPIC WAY	OFFICE	980	\$ 15.53	2.00	\$ 15,219	\$ 4,058	\$ -	\$ 19,277	\$ -	
99909201	06/30/19	ST. CHARLES	ST. CHARLES	3737 TRUMAN BLVD	OFFICE	5,011	\$ 8.89	4.00	\$ 44,548	\$ 16,069	\$ -	\$ -	\$ 60,617	
09401735	06/30/19	ST. FRANCOIS	PARK HILLS	403 PARKWAY DR	OFFICE	72	\$ 11.08	1.00	\$ 798	\$ 289	\$ -	\$ 1,087	\$ -	
11501821	06/30/18	ST. LOUIS CITY	ST. LOUIS	604 PINE ST	PARKING	-	\$ -	-	\$ 62,766	\$ -	\$ 2,025	\$ 42,196	\$ 18,545	
10611700	06/30/25	TANEY	BRANSON	2900 GREEN MOUNTAIN DRIVE	OFFICE	503	\$ 10.08	1.00	\$ 5,070	\$ 2,250	\$ -	\$ 7,320	\$ -	
									\$ 19,088	\$ -	\$ 248	\$ 3,574	\$ 15,266	
<b>Real Estate Services Allocation</b>														
<b>NDI-PAY PLAN</b>														
<b>NDI-COST TO CONTINUE PAY PLAN</b>														
<b>FY23 Labor &amp; Industrial Relations Lease Requirement</b>						<b>-</b>	<b>26,789</b>	<b>\$ 13.53</b>	<b>31.00</b>	<b>\$ 383,256</b>	<b>\$ 132,033</b>	<b>\$ 6,673</b>	<b>\$ 96,469</b>	<b>\$ 412,147</b>
<b>LEGISLATURE</b>														
02602239	06/30/24	COLE	JEFFERSON CITY	4720 SCRUGGS STATION RD	STORAGE	69	\$ 4.05	-	\$ 279	\$ 75	\$ 354	\$ -	\$ -	
02602364	06/30/24	COLE	JEFFERSON CITY	4720 SCRUGGS STATION RD	STORAGE	2,860	\$ 2.53	-	\$ 7,236	\$ 1,447	\$ 8,683	\$ -	\$ -	
									\$ 312	\$ -	\$ 312	\$ -	\$ -	
<b>Real Estate Services Allocation</b>														
<b>NDI-PAY PLAN</b>														
<b>NDI-COST TO CONTINUE PAY PLAN</b>														
<b>FY23 Legislative Lease Requirement</b>						<b>-</b>	<b>2,929</b>	<b>\$ 2.57</b>	<b>-</b>	<b>\$ 7,858</b>	<b>\$ 543</b>	<b>\$ 8,401</b>	<b>\$ -</b>	<b>\$ -</b>
<b>LT GOVERNOR</b>														
11501725	00048973	ST. LOUIS CITY	ST LOUIS	OLD POST OFFICE-815 OLIVE	OFFICE	4,867	\$ 13	11	\$ 62,103	\$ 18,251	\$ 40,177	\$ -	\$ 40,177	
11501808	00043281	ST. LOUIS CITY	ST LOUIS	OLD POST OFFICE-911 OLIVE	PARKING	0	\$ -	-	\$ 10,182	\$ 1,324	\$ -	\$ -	\$ 11,506	
									\$ 72,285	\$ 38,918	\$ 49,207	\$ -	\$ 61,996	
<b>Real Estate Services Allocation</b>														
<b>NDI-PAY PLAN</b>														
<b>NDI-COST TO CONTINUE PAY PLAN</b>														
<b>FY23 Lt. Governor Lease Requirement</b>						<b>4,867</b>	<b>\$ 15</b>	<b>\$ 11</b>	<b>\$ 77,000</b>	<b>\$ 38,918</b>	<b>\$ 51,293</b>	<b>\$ -</b>	<b>\$ 64,625</b>	

**LEASED FACILITY REQUIREMENT  
FY 2023**

<b>LEASED FACILITIES</b>														
<b>LEASE ID</b>	<b>END DATE</b>	<b>COUNTY</b>	<b>CITY</b>	<b>ADDRESS</b>	<b>SPACE USE</b>	<b>SQ FT</b>	<b>CPSF</b>	<b>FTE</b>	<b>ANNUAL RENT</b>	<b>ANNUAL SERVICES</b>	<b>GENERAL REVENUE</b>	<b>FED</b>	<b>OTHER</b>	
<b>MENTAL HEALTH</b>														
01011545	06/30/23	BOONE	COLUMBIA	900 W NIFONG	OFFICE	10,143	\$ 15.75	52.00	\$ 159,752	\$ 39,608	\$ 199,360	\$ -	\$ -	
01100335	06/30/18	BUCHANAN	ST JOSEPH	6TH & JULES	PARKING	-	\$ -	-	\$ 15,824	\$ 1,582	\$ 17,406	\$ -	\$ -	
01602571	06/30/19	CAPE GIRARDEAU	CAPE GIRARDEAU	471 SIEMERS DR	OFFICE	3,272	\$ 10.80	12.00	\$ 35,338	\$ 12,712	\$ 48,050	\$ -	\$ -	
02602364	06/30/24	COLE	JEFFERSON CITY	4720 SCRUGGS STATION RD	STORAGE	1,189	\$ 2.53	-	\$ 3,008	\$ 549	\$ 3,557	\$ -	\$ -	
04811631	06/30/18	JACKSON	KANSAS CITY	8TH & CHARLOTTE	PARKING	-	\$ -	-	\$ 9,900	\$ 990	\$ 10,890	\$ -	\$ -	
05011716	06/30/24	JEFFERSON	CRYSTAL CITY	2330 N TRUMAN BLVD	OFFICE	4,776	\$ 10.00	14.00	\$ 47,760	\$ 20,699	\$ 68,459	\$ -	\$ -	
09702685	06/30/31	SALINE	MARSHALL	1547 W .COMMERCE DR.	OFFICE	15,759	\$ 19.99	80.00	\$ 315,022	\$ 60,672	\$ 375,694	\$ -	\$ -	
09702687	06/30/31	SALINE	MARSHALL	ATCHISON & HWY YY	DAY TREATMENT	5,938	\$ 42.82	36.00	\$ 254,265	\$ 22,876	\$ 277,141	\$ -	\$ -	
09201339	06/30/22	ST. CHARLES	ST. PETERS	119-123 OLYMPIC WAY	OFFICE	8,463	\$ 15.53	40.00	\$ 131,430	\$ 9,216	\$ 140,646	\$ -	\$ -	
09411643	06/30/23	ST. FRANCOIS	FARMINGTON	1101 WEBER ROAD	OFFICE	2,400	\$ 10.00	9.00	\$ 24,000	\$ 9,240	\$ 33,240	\$ -	\$ -	
11501821	06/30/18	ST. LOUIS CITY	ST LOUIS	604 PINE ST	PARKING	-	\$ -	-	\$ 73,477	\$ 7,348	\$ 80,825	\$ -	\$ -	
10800258	06/30/18	VERNON	NEVADA	2201 NORTH ELM	OFFICE	4,502	\$ 10	14	\$ 46,236	\$ 8,419	\$ 54,655	\$ -	\$ -	
10802493	06/30/29	VERNON	NEVADA	2041-A E HUNTER RD	OFFICE	9,621	\$ 15.29	41.05	\$ 147,105	\$ 33,972	\$ 181,077	\$ -	\$ -	
10802494	06/30/29	VERNON	NEVADA	2041-B E HUNTER RD	DAY TREATMENT	11,835	\$ 18.83	20.24	\$ 222,853	\$ 39,056	\$ 261,909	\$ -	\$ -	
<b>Real Estate Services Allocation</b>									\$ 75,349	\$ -	\$ 75,349	\$ -	\$ -	
<b>NDI-PAY PLAN</b>									\$ 4,289	\$ -	\$ 4,289	\$ -	\$ -	
<b>NDI-COST TO CONTINUE PAY PLAN</b>									\$ 3,011	\$ -	\$ 3,011	\$ -	\$ -	
<b>FY23 Mental Health Lease Requirement</b>						<b>77,898</b>	<b>\$ 19.08</b>	<b>319.29</b>	<b>\$ 1,568,619</b>	<b>\$ 465,667</b>	<b>\$ 2,034,286</b>	<b>\$ -</b>	<b>\$ -</b>	
<b>NATURAL RESOURCES</b>														
01201167	06/30/20	BUTLER	POPLAR BLUFF	2153 & 2155 N WESTWOOD	OFFICE	8,418	\$ 9.25	33.00	\$ 77,867	\$ 31,475	\$ 43,847	\$ 18,902	\$ 46,593	
02001681	06/30/18	CEDAR	CEDAR COUNTY	SECTION 7, TOWNSHIP 34N	LAND	-	\$ -	-	\$ 1,500	\$ 1,376	\$ -	\$ -	\$ 2,876	
02401701	06/30/18	CLAY	KANSAS CITY	KCPL NASHUA SUBSTATION	LAND	-	\$ -	-	\$ 1,000	\$ 1,166	\$ -	\$ -	\$ 2,166	
02501662	06/30/20	CLINTON	TRIMBLE	7536 SW HWY O	LAND	-	\$ -	-	\$ 600	\$ 1,066	\$ -	\$ -	\$ 1,666	
02600660	06/30/23	COLE	JEFFERSON CITY	1730-1738 E. ELM	OFFICE	44,515	\$ 9.37	138.00	\$ 417,106	\$ 102,362	\$ 118,820	\$ 171,106	\$ 229,542	
02600847	06/30/20	COLE	JEFFERSON CITY	1659 E. ELM	OFFICE	41,000	\$ 9.51	170.00	\$ 389,910	\$ 137,145	\$ 50,730	\$ 53,545	\$ 422,780	
02602364	06/30/24	COLE	JEFFERSON CITY	4720 SCRUGGS STATION	STORAGE	379	\$ 2.53	-	\$ 959	\$ 175	\$ 1,134	\$ -	\$ -	
03900103	06/30/21	GREENE	SPRINGFIELD	2040 W. WOODLAND	OFFICE	13,367	\$ 10.97	50.00	\$ 146,636	\$ 48,910	\$ 18,226	\$ 46,878	\$ 130,442	
04800156	06/30/22	JACKSON	LEE'S SUMMIT	HWY 470 & COLBERN ROAD	OFFICE	13,350	\$ 15.20	40.00	\$ 202,920	\$ 39,249	\$ 106,899	\$ -	\$ 135,270	
04801661	06/30/18	JACKSON	KANSAS CITY	4240 BLUERIDGE	LAND	-	\$ -	-	\$ 2,100	\$ 126	\$ -	\$ -	\$ 2,226	
04811587	06/30/22	JACKSON	INDEPENDENCE	4018 HARVARD LANE	LAND	-	\$ -	-	\$ 1,200	\$ 2,296	\$ -	\$ -	\$ 3,496	
04901679	06/30/18	JASPER	CARTHAGE	SECTION 33, TOWNSHIP 29N, RANGE 31'	LAND	-	\$ -	-	\$ 1,050	\$ 1,737	\$ -	\$ -	\$ 2,787	
04911517	06/30/21	JASPER	ALBA	20400 MILLWOOD ROAD	LAND	-	\$ -	-	\$ 1,200	\$ 72	\$ -	\$ -	\$ 1,272	
05711570	06/30/22	LINCOLN	FOLEY	2100 HIGHWAY Y	LAND	64	\$ 18.75	-	\$ 1,200	\$ 1,154	\$ -	\$ -	\$ 2,354	
78006102	06/30/26	MACON	MACON	1709 PROSPECT DR	OFFICE	15,450	\$ 10.33	35.00	\$ 159,599	\$ 31,958	\$ 72,791	\$ 36,396	\$ 82,370	
07502684	06/30/19	OREGON	THAYER	1006 NETTLETON DRIVE	OFF/STORAGE	1,254	\$ 10.05	1.00	\$ 12,603	\$ 3,117	\$ -	\$ -	\$ 15,720	
07901668	06/30/19	PERRY	PERRY	17751 HIGHWAY C	LAND	-	\$ -	-	\$ 1,200	\$ 1,053	\$ -	\$ -	\$ 2,253	
09501643	06/30/18	ST. GENEVIEVE	BONNE TERRE	HWY D	LAND	-	\$ -	-	\$ 900	\$ 1,001	\$ -	\$ -	\$ 1,901	
09601129	06/30/20	ST. LOUIS	FLORISSANT	917 N. HWY 67	OFFICE	1,000	\$ 7.72	4.00	\$ 7,720	\$ 5,634	\$ -	\$ -	\$ 13,354	
09601665	06/30/18	ST. LOUIS	WEST ALTON	WEST ALTON PLAYGROUND	LAND	-	\$ -	-	\$ 10	\$ 804	\$ -	\$ -	\$ 814	
09602473	12/31/19	ST. LOUIS	LADUE	73 HUNTER AVE	LAND	-	\$ -	-	\$ 2,135	\$ 1,792	\$ -	\$ -	\$ 3,927	
09602487	06/30/18	ST. LOUIS	ST LOUIS	13044 MARINE AVE	LAND	-	\$ -	-	\$ 300	\$ 773	\$ -	\$ -	\$ 1,073	
			STATEWIDE	AIR MONITORING	LAND	-	\$ -	-	\$ 13,348	\$ 1,335	\$ -	\$ -	\$ 14,683	
<b>Real Estate Services Allocation</b>									\$ 79,227	\$ -	\$ 17,523	\$ 13,684	\$ 48,020	
<b>NDI-PAY PLAN</b>									\$ 4,586	\$ -	\$ 1,009	\$ 784	\$ 2,793	
<b>NDI-COST TO CONTINUE PAY PLAN</b>									\$ 3,220	\$ -	\$ 708	\$ 550	\$ 1,962	
<b>FY23 Natural Resources Lease Requirement</b>						<b>-</b>	<b>138,797</b>	<b>\$ 10.40</b>	<b>471.00</b>	<b>\$ 1,530,096</b>	<b>\$ 608,953</b>	<b>\$ 473,136</b>	<b>\$ 369,440</b>	<b>\$ 1,296,473</b>
<b>ETHICS COMMISSION</b>														
02601353	06/30/22	COLE	JEFFERSON CITY	3411-A KNIPP	OFFICE	7,247	\$ 8.50	24.00	\$ 61,600	\$ 35,728	\$ 97,328	\$ -	\$ -	
<b>Real Estate Services Allocation</b>									\$ 4,490	\$ -	\$ 4,490	\$ -	\$ -	
<b>NDI-PAY PLAN</b>									\$ 258	\$ -	\$ 258	\$ -	\$ -	
<b>NDI-COST TO CONTINUE PAY PLAN</b>									\$ 181	\$ -	\$ 181	\$ -	\$ -	
<b>FY23 Ethics Commission Lease Requirement</b>						<b>-</b>	<b>7,247</b>	<b>\$ 8.50</b>	<b>24.00</b>	<b>\$ 66,529</b>	<b>\$ 54,699</b>	<b>\$ 121,228</b>	<b>\$ -</b>	<b>\$ -</b>
<b>OFFICE OF ADMINISTRATION</b>														
01100335	06/30/18	BUCHANAN	ST JOSEPH	6TH & JULES	PARKING	-	\$ -	-	\$ 1,840	\$ 193	\$ -	\$ -	\$ 2,033	
01602571	06/30/27	CAPE GIRARDEAU	CAPE GIRARDEAU	471 SIEMERS DRIVE	OFFICE	485	\$ 10.80	-	\$ 5,238	\$ 504	\$ 5,742	\$ -	\$ -	
98701902	06/30/18	CASS	BELTON	836 NORTH SCOTT AVENUE	OFFICE	150	\$ 10.00	-	\$ 1,500	\$ 681	\$ -	\$ -	\$ 2,181	
02600660	06/30/23	COLE	JEFFERSON CITY	1730-1738 E. ELM	OFFICE	5,218	\$ 9.37	2.49	\$ 48,893	\$ 14,443	\$ 63,336	\$ -	\$ -	
02600662	06/30/18	COLE	JEFFERSON CITY	PARKING LOTS	PARKING	-	\$ -	-	\$ 4,315	\$ -	\$ 840	\$ -	\$ 3,475	
02600791	06/30/30	COLE	JEFFERSON CITY	200 MADISON	OFFICE	11,719	\$ 10.30	-	\$ 120,706	\$ 24,979	\$ -	\$ -	\$ 145,685	
02602364	06/30/24	COLE	JEFFERSON CITY	4720 SCRUGGS STATION	STORAGE	59,066	\$ 2.53	-	\$ 149,437	\$ 27,288	\$ 73,438	\$ -	\$ 103,287	
02602239	06/30/24	COLE	JEFFERSON CITY	4720 SCRUGGS STATION-GEN SERVICE!	STORAGE	44,639	\$ 4.05	67.00	\$ 180,788	\$ 44,527	\$ 101,385	\$ -	\$ 123,930	

**LEASED FACILITY REQUIREMENT  
FY 2023**

<b>LEASED FACILITIES</b>														
LEASE ID	END DATE	COUNTY	CITY	ADDRESS	SPACE USE	SQ FT	CPSF	FTE	ANNUAL RENT	ANNUAL SERVICES	GENERAL REVENUE	FED	OTHER	
<b>OFFICE OF ADMINISTRATION - CONTINUED</b>														
02602582	06/30/33	COLE	JEFFERSON CITY	OLD JC POST OFFICE - HIGH STREET	OFFICE	8,520	\$ 6.60	10.75	\$ 56,232	\$ 29,062	\$ 85,294	\$ -	\$ -	
03201609	06/30/20	DEKALB	CAMERON	207 E MCELWAIN DR (ITSD)	OFFICE	532	\$ 9.20	1.00	\$ 4,895	\$ 1,824	\$ 6,719	\$ -	\$ -	
03500618	06/30/19	DUNKLIN	KENNETT	1100 HWY 25 BY-PASS	OFFICE	175	\$ 8.35	1.00	\$ 1,462	\$ 584	\$ 2,046	\$ -	\$ -	
03900909	06/30/22	GREENE	SPRINGFIELD	1735 W CATALPA STREET	OFFICE	664	\$ 12.00	-	\$ 7,969	\$ 2,624	\$ 10,593	\$ -	\$ -	
03900710	06/30/18	GREENE	SPRINGFIELD	305 W OLIVE, 405 W OLIVE	PARKING	-	\$ -	-	\$ 4,248	\$ 425	\$ -	\$ -	\$ 4,673	
04100383	06/30/22	HARRISON	BETHANY	2403 VANDIVERT (ITSD)	OFFICE	151	\$ 9.05	1.00	\$ 1,367	\$ 739	\$ 2,106	\$ -	\$ -	
04200799	06/30/20	HENRY	CLINTON	1661 NORTH 2ND ST	OFFICE	542	\$ 9.00	-	\$ 4,878	\$ 2,169	\$ 7,047	\$ -	\$ -	
04600620	06/30/21	HOWELL	WEST PLAINS	3415 & 3417 DIVISION DR	OFFICE	600	\$ 9.40	-	\$ 5,640	\$ 2,177	\$ 7,817	\$ -	\$ -	
04811698	00044012	JACKSON	KANSAS CITY	1119 CHERRY STREET	PARKING	-	\$ -	-	\$ 5,399	\$ -	\$ 5,399	\$ -	\$ -	
04900530	06/30/23	JASPER	JOPLIN	1919 NORTH RANGE LINE (ITSD)	OFFICE	200	\$ 9.24	-	\$ 1,848	\$ 897	\$ 2,745	\$ -	\$ -	
06100821	06/30/20	MACON	MACON	1716-1718 N PROSPECT	OFFICE	175	\$ 9.00	1.00	\$ 1,575	\$ 654	\$ 2,229	\$ -	\$ -	
09100890	06/30/23	RIPLEY	DONIPHAN	ROUTE 2, BOX 1143	OFFICE	343	\$ 8.41	-	\$ 2,885	\$ 1,409	\$ 4,294	\$ -	\$ -	
09201339	06/30/22	ST. CHARLES	ST. PETERS	119-123 OLYMPIC WAY	OFFICE	300	\$ 15.53	1.00	\$ 4,659	\$ 312	\$ -	\$ -	\$ 4,971	
10611700	06/30/24	TANEY	BRANSON	2900 GREEN MOUNTAIN DR	OFFICE	250	\$ 10.08	1.00	\$ 2,520	\$ 1,074	\$ 3,594	\$ -	\$ -	
10800258	06/30/18	VERNON	NEVADA	2201 NORTH ELM	RESIDENTIAL	4,070	\$ 10.27	-	\$ 41,799	\$ 11,445	\$ 53,244	\$ -	\$ -	
10801184	06/30/21	VERNON	NEVADA	621 E HIGHLAND - VACANT	OFFICE	146	\$ 9.67	-	\$ 1,412	\$ 261	\$ -	\$ -	\$ 1,673	
11501821	06/30/19	ST LOUIS CITY	ST LOUIS	604 PINE ST	PARKING	-	\$ -	-	\$ 5,682	\$ -	\$ 3,420	\$ -	\$ 2,262	
<b>Real Estate Services Allocation</b>									<b>\$ 107,560</b>	<b>\$ -</b>	<b>\$ 89,078</b>	<b>\$ -</b>	<b>\$ 18,482</b>	
<b>NDI-PAY PLAN</b>									<b>\$ 5,006</b>	<b>\$ -</b>	<b>\$ 4,743</b>	<b>\$ -</b>	<b>\$ 1,063</b>	
<b>NDI-COST TO CONTINUE PAY PLAN</b>									<b>\$ 4,338</b>	<b>\$ -</b>	<b>\$ 3,592</b>	<b>\$ -</b>	<b>\$ 746</b>	
<b>FY23 Office of Administration Lease Requirement</b>						<b>-</b>	<b>137,945</b>	<b>\$ 4.84</b>	<b>86.24</b>	<b>\$ 784,891</b>	<b>\$ 367,322</b>	<b>\$ 653,236</b>	<b>\$ -</b>	<b>\$ 498,977</b>
<b>PUBLIC SAFETY</b>														
00101409	06/30/22	ADAIR	KIRKSVILLE	2105 E NORMAL	OFFICE	135	\$ 7.32	-	\$ 988	\$ 437	\$ -	\$ -	\$ 1,425	
01002591	06/30/20	BOONE	COLUMBIA	601 BUS LOOP 70 WEST - VETS	OFFICE	1,095	\$ 12.93	-	\$ 14,158	\$ 2,639	\$ -	\$ -	\$ 16,797	
01100335	06/30/18	BUCHANAN	ST JOSEPH	6TH & JULES - VETS	PARKING	-	\$ -	-	\$ 1,840	\$ 184	\$ -	\$ -	\$ 2,024	
01502589	06/30/18	CAMDEN	OSAGE BEACH	1000 CITY PARKWAY - VETS	OFFICE	320	\$ 9.46	-	\$ 5,905	\$ 2,196	\$ -	\$ -	\$ 8,101	
01600735	06/30/19	CAPE GIRARDEAU	CAPE GIRARDEAU	3014 & 3102 BLATTNER RD - SEMA	OFFICE	250	\$ 9.75	-	\$ 2,438	\$ 1,031	\$ -	\$ 3,469	\$ -	
02600660	06/30/24	COLE	JEFFERSON CITY	1730-1738 E. ELM - LIQUOR CONTROL	OFFICE	8,936	\$ 9.37	20.00	\$ 83,730	\$ 20,548	\$ -	\$ -	\$ 104,278	
02600813	06/01/24	COLE	JEFFERSON CITY	1500 SOUTHBRIDGE	OFFICE	873	\$ 8.95	-	\$ 7,813	\$ 2,191	\$ -	\$ -	\$ 10,004	
TBD	01/00/00	COLE	JEFFERSON CITY	301 WEST MAIN	OFFICE	-	\$ -	-	\$ 23,909	\$ -	\$ 23,909	\$ -	\$ -	
03201609	06/30/20	DEKALB	CAMERON	207 E MCELWAIN - SEMA	OFFICE	111	\$ 9.20	-	\$ 1,021	\$ 380	\$ -	\$ 1,401	\$ -	
03500618	06/30/19	DUNKLIN	KENNETT	1100 HWY 25 S BY-PASS - VETS	OFFICE	255	\$ 8.35	-	\$ 2,129	\$ 853	\$ -	\$ -	\$ 2,982	
03900103	06/30/21	GREENE	SPRINGFIELD	2040 W WOODLAND - VETS	OFFICE	537	\$ 10.97	4.00	\$ 5,891	\$ 1,937	\$ -	\$ -	\$ 7,828	
03911690	05/31/25	GREENE	SPRINGFIELD	1904 N LECOMPTE ROAD - SEMA	WAREHOUSE	7,000	\$ 3.21	-	\$ 22,470	\$ 23,930	\$ -	\$ -	\$ 46,400	
04600620	06/30/21	HOWELL	WEST PLAINS	3415 & 3417 DIVISION DR - VETS	OFFICE	250	\$ 9.40	-	\$ 2,350	\$ 910	\$ -	\$ -	\$ 3,260	
04611718	06/30/20	HOWELL	WEST PLAINS	180 KENTUCKY STREET - SEMA	OFFICE	480	\$ 5.00	1.00	\$ 2,400	\$ 1,535	\$ -	\$ -	\$ 3,935	
04811565	06/30/22	JACKSON	INDEPENDENCE	3675 NOLAND RD, SUITE 306 - VETS	OFFICE	1,155	\$ 11.00	-	\$ 12,705	\$ 2,823	\$ -	\$ -	\$ 15,528	
04811519	06/30/21	JACKSON	KANSAS CITY	1601 EAST 18TH ST - VETS	OFFICE	725	\$ 19.58	-	\$ 14,196	\$ 4,084	\$ -	\$ -	\$ 18,280	
05001407	06/30/20	JEFFERSON	ARNOLD	3675 WEST OUTER RD - VETS	OFFICE	986	\$ 11.70	1.00	\$ 11,536	\$ 4,518	\$ -	\$ -	\$ 16,054	
05300360	06/30/21	LACLEDE	LEBANON	2639 S JEFFERSON - VETS	OFFICE	312	\$ 9.35	-	\$ 2,917	\$ 1,461	\$ -	\$ -	\$ 4,378	
05302634	06/30/18	LACLEDE	LEBANON	200 N ADAM - SEMA	OFFICE	150	\$ 12.00	-	\$ 1,800	\$ 726	\$ -	\$ 2,526	\$ -	
05911750	06/30/25	LIVINGSTON	CHILLICOTHE	98 WASHINGTON SUITE 1	OFFICE	378	\$ 11.00	-	\$ 4,158	\$ 2,162	\$ -	\$ -	\$ 6,320	
06100821	06/30/20	MACON	MACON	1716-1718 N PROSPECT - VETS	OFFICE	337	\$ 9.00	-	\$ 3,033	\$ 1,326	\$ -	\$ -	\$ 4,359	
08000889	06/30/18	PETTIS	SEDALIA	808 WESTWOOD - VETS	OFFICE	294	\$ 12.00	-	\$ 3,528	\$ 1,245	\$ -	\$ -	\$ 4,773	
08502397	06/30/24	PULASKI	ST ROBERT	194 EASTLAWN AVE - VETS	OFFICE	1,188	\$ 9.00	5.00	\$ 10,692	\$ 4,250	\$ -	\$ -	\$ 14,942	
08811535	06/30/18	RANDOLPH	MOBERLY	3029 COUNTY RD 1325 - VETS	OFFICE	582	\$ 9.25	-	\$ 5,384	\$ 2,677	\$ -	\$ -	\$ 8,061	
10001298	06/30/24	SCOTT	SIKESTON	106 ARTHUR DRIVE - VETS	OFFICE	235	\$ 9.47	1.00	\$ 2,225	\$ 471	\$ -	\$ -	\$ 2,696	
09401266	06/30/19	ST. FRANCOIS	FARMINGTON	901 PROGRESS DR - VETS	OFFICE	615	\$ 10.25	1.00	\$ 6,304	\$ 2,122	\$ -	\$ -	\$ 8,426	
10602714	06/30/18	BRANSON	TANEY	2900 GREEN MOUNTAIN DRIVE	OFFICE	159	\$ 10.08	1.00	\$ 1,603	\$ 659	\$ -	\$ -	\$ 2,262	
10611625	06/30/25	TANEY	HOLLISTER	235 COON CREEK PKWY - SEMA	WAREHOUSE	10,000	\$ 5.54	-	\$ 55,440	\$ -	\$ -	\$ 55,440	\$ -	
10801184	06/30/19	VERNON	NEVADA	621 E. HIGHLAND - VETS	OFFICE	267	\$ 9.67	1.00	\$ 2,583	\$ 937	\$ -	\$ -	\$ 3,520	
<b>Real Estate Services Allocation</b>									<b>\$ 15,720</b>	<b>\$ -</b>	<b>\$ -</b>	<b>\$ 312</b>	<b>\$ 15,408</b>	
<b>NDI-PPE Warehouse Space</b>									<b>\$ 188,000</b>	<b>\$ -</b>	<b>\$ 188,000</b>	<b>\$ -</b>	<b>\$ -</b>	
<b>NDI-PAY PLAN</b>									<b>\$ 895</b>	<b>\$ -</b>	<b>\$ 8</b>	<b>\$ 18</b>	<b>\$ 869</b>	
<b>NDI-COST TO CONTINUE PAY PLAN</b>									<b>\$ 623</b>	<b>\$ -</b>	<b>\$ -</b>	<b>\$ 13</b>	<b>\$ 610</b>	
<b>FY23 Public Safety Lease Requirement</b>						<b>-</b>	<b>27,625</b>	<b>\$ 9.40</b>	<b>35.00</b>	<b>\$ 464,944</b>	<b>\$ 151,965</b>	<b>\$ 192,513</b>	<b>\$ 8,454</b>	<b>\$ 415,942</b>

**LEASED FACILITY REQUIREMENT  
FY 2023**

<b>LEASED FACILITIES</b>													
<b>LEASE ID</b>	<b>END DATE</b>	<b>COUNTY</b>	<b>CITY</b>	<b>ADDRESS</b>	<b>SPACE USE</b>	<b>SQ FT</b>	<b>CPSF</b>	<b>FTE</b>	<b>ANNUAL RENT</b>	<b>ANNUAL SERVICES</b>	<b>GENERAL REVENUE</b>	<b>FED</b>	<b>OTHER</b>
<b>GAMING COMMISSION</b>													
02401861	06/30/20	CLAY	KANSAS CITY	1321 BURLINGTON ST	OFFICE	4,556	\$ 12.60	11.00	\$ 57,406	\$ 5,741	\$ -	\$ -	\$ 63,147
02600253	06/30/21	COLE	JEFFERSON CITY	3417 KNIPP DR	OFFICE	26,256	\$ 9.83	55.00	\$ 258,096	\$ 82,326	\$ -	\$ -	\$ 340,422
<b>Real Estate Services Allocation</b>													
<b>NDI-PAY PLAN</b>													
									\$ 984	\$ -	\$ -	\$ -	\$ 984
									\$ 690	\$ -	\$ -	\$ -	\$ 690
<b>NDI-COST TO CONTINUE PAY PLAN</b>													
									\$ -	\$ -	\$ -	\$ -	\$ -
					<b>FY23 Gaming Commis:</b>	<b>30,812</b>	<b>\$ 10.24</b>	<b>66.00</b>	<b>\$ 334,263</b>	<b>\$ 127,044</b>	<b>\$ -</b>	<b>\$ -</b>	<b>\$ 461,307</b>
<b>HIGHWAY PATROL</b>													
00101265	06/30/24	ADAIR	KIRKSVILLE	1612 N. OSTEOPTHY	DE OFFICE	725	\$ 9.40	-	\$ 6,815	\$ 1,682	\$ -	\$ -	\$ 8,497
00301824	06/30/18	ATCHISON	TARKIO	405 S 11TH ST	DE OFFICE	1,300	\$ 1.38	-	\$ 1,794	\$ 179	\$ -	\$ -	\$ 1,973
00502569	06/30/18	BARRY	CASSVILLE	404-7 HIGHWAY 248	DE OFFICE	1,200	\$ 1.00	-	\$ 1,200	\$ 1,481	\$ -	\$ -	\$ 2,681
00701305	06/30/18	BATES	BUTLER	2-4 WEST OHIO ST	DE OFFICE	1,783	\$ 9.94	-	\$ 17,723	\$ 8,400	\$ -	\$ -	\$ 26,123
00701510	06/30/18	BATES	ADRIAN	ADRIAN	LAND	-	\$ -	-	\$ 5,700	\$ 570	\$ -	\$ -	\$ 6,270
00611656	06/30/21	BARTON	LAMAR	105 11TH STREET	OFFICE	1,000	\$ 2.70	-	\$ 2,700	\$ 3,987	\$ -	\$ -	\$ 6,687
00701616	06/30/20	BATES	AARON	AARON	LAND	-	\$ -	-	\$ 4,200	\$ 420	\$ -	\$ -	\$ 4,620
00701621	06/30/18	BATES	APPLETON CITY	APPLETON CITY	LAND	-	\$ -	-	\$ 4,080	\$ 408	\$ -	\$ -	\$ 4,488
00801869	06/30/19	BENTON	WARSAW	181 W HARRISON	DE OFFICE	540	\$ 4.03	-	\$ 2,176	\$ 218	\$ -	\$ -	\$ 2,394
01011538	06/30/21	BOONE	COLUMBIA	403-D VANDIVER	DE OFFICE	2,500	\$ 15.00	-	\$ 37,500	\$ 12,938	\$ -	\$ -	\$ 50,438
01001902	06/30/21	BOONE	COLUMBIA	2201 I70 DR NW	ZONE OFC	300	\$ 1.67	-	\$ 501	\$ 365	\$ -	\$ -	\$ 866
01100335	06/30/18	BUCHANAN	ST. JOSEPH	6TH & JULES	DE PARKING	-	\$ -	-	\$ 2,576	\$ -	\$ -	\$ -	\$ 2,576
01300842	06/30/24	CALDWELL	HAMILTON	400 W BERRY	DE OFFICE	218	\$ 8.75	-	\$ 1,908	\$ 1,653	\$ -	\$ -	\$ 3,561
01400870	06/30/20	CALLAWAY	JEFFERSON CITY	MEMORIAL AIRPORT	LAND	-	\$ -	-	\$ 8,015	\$ 802	\$ -	\$ -	\$ 8,817
01500882	06/30/20	CAMDEN	CAMDENTON	146 RODEO ROAD	OFFICE	775	\$ 10.78	-	\$ 8,355	\$ 2,683	\$ -	\$ -	\$ 11,038
01502246	06/30/19	CAMDEN	OSAGE BEACH	1000 CITY PARKWAY	OFFICE	1,103	\$ 6.04	1.00	\$ 6,662	\$ -	\$ 6,662	\$ -	\$ -
01502263	06/30/20	CAMDEN	OSAGE BEACH	OSAGE BEACH AREA	WP ANTENNA	-	\$ -	-	\$ 3,080	\$ 616	\$ -	\$ 3,696	\$ -
01600735	06/30/24	CAPE GIRARDEAU	CAPE GIRARDEAU	3014 & 3102 BLATTNER RD	DE OFFICE	1,298	\$ 9.75	-	\$ 12,656	\$ 3,884	\$ -	\$ -	\$ 16,540
01601796	06/30/22	CAPE GIRARDEAU	CAPE GIRARDEAU	122 S ELLIS	LAB	7,700	\$ 12.00	-	\$ 92,400	\$ 37,468	\$ 68,160	\$ -	\$ 61,708
01611721	06/30/22	CAPE GIRARDEAU	CAPE GIRARDEAU	3065 WILLIAMS STREET	OFFICE	1,661	\$ 15.00	-	\$ 24,915	\$ 3,737	\$ -	\$ -	\$ 28,652
01911514	06/30/21	CASS	HARRISONVILLE	1807 E MECHANIC ST	DE OFFICE	2,472	\$ 8.00	-	\$ 19,776	\$ 11,374	\$ -	\$ -	\$ 31,150
02001619	06/30/18	CEDAR	CEDAR SPRINGS	CEDAR SPRINGS	LAND HP TOWER	-	\$ -	-	\$ 4,200	\$ 420	\$ -	\$ -	\$ 4,620
02200133	06/30/18	CHRISTIAN	OZARK	4715 N TOWNE CENTER	DE OFFICE	100	\$ 10.75	-	\$ 1,075	\$ 454	\$ -	\$ -	\$ 1,529
02211673	06/30/23	CHRISTIAN	NIXA	715 W. MT. VERNON	OFFICE	500	\$ 2.40	-	\$ 1,200	\$ 908	\$ -	\$ -	\$ 2,108
02400884	06/30/21	CLAY	LIBERTY	7000 LIBERTY DR	DE OFFICE	282	\$ 9.20	-	\$ 2,594	\$ 1,337	\$ -	\$ -	\$ 3,931
02401832	06/30/18	CLAY	EXCELSIOR SPRINGS	1500 ROSALEA	DE OFFICE	400	\$ 4.05	-	\$ 1,620	\$ 162	\$ -	\$ -	\$ 1,782
02402730	06/30/21	CLAY	GLADSTONE	6012 NE ANTIOCH ROAD	OFFICE	3,199	\$ 7.92	-	\$ 25,336	\$ 18,489	\$ -	\$ -	\$ 43,825
02600019	06/30/21	COLE	JEFFERSON CITY	1617 SOUTHRIDGE DRIVE	DE OFFICE	2,590	\$ 9.50	-	\$ 24,605	\$ 9,722	\$ -	\$ -	\$ 34,327
02601539	06/30/22	COLE	JEFFERSON CITY	2601 EAGLE RIDGE RD	LAND	-	\$ -	-	\$ 5,544	\$ 554	\$ -	\$ -	\$ 6,098
02602590	06/30/23	COLE	JEFFERSON CITY	2724 MERCHANTS DRIVE	D/DCC OFFICE	9,000	\$ 8.48	-	\$ 76,320	\$ 22,176	\$ 98,496	\$ -	\$ -
02701781	06/30/23	COOPER	BOONEVILLE	17010 HWY 87, SUITE B	ZONE OFC	540	\$ 3.89	-	\$ 2,101	\$ 210	\$ -	\$ -	\$ 2,311
02802478	06/30/20	CRAWFORD	LEASBURG	FLETCHER RD	WP TOWER	-	\$ -	-	\$ 2,044	\$ 409	\$ 2,453	\$ -	\$ -
02811556	06/30/19	CRAWFORD	STEELVILLE	61 EAST HIGHWAY 8	DE OFFICE	400	\$ 2.25	-	\$ 900	\$ 90	\$ -	\$ -	\$ 990
02901618	06/30/20	DADE	NEOLA	ARCOLA	LAND HP TOWER	-	\$ -	-	\$ 3,600	\$ 360	\$ -	\$ -	\$ 3,960
02902721	06/30/18	DADE	GREENFIELD	2 N MAIN ST	DE OFFICE	150	\$ 4.62	-	\$ 693	\$ 69	\$ -	\$ -	\$ 762
03002682	06/30/18	DALLAS	BUFALLO	1100 N MAPLE	DE OFFICE	560	\$ 1.61	-	\$ 902	\$ 90	\$ -	\$ -	\$ 992
03100552	06/30/22	DAVIESS	GALLATIN	201 ASH	DE OFFICE	70	\$ 5.90	-	\$ 413	\$ 353	\$ -	\$ -	\$ 766
03202050	06/30/18	DEKALB	MAYSVILLE	701 E MAIN	DE OFFICE	300	\$ 4.00	-	\$ 1,200	\$ 120	\$ -	\$ -	\$ 1,320
03500695	06/30/19	DUNKLIN	MALDEN	ARNOLD BLVD BOX 411	CDL	366	\$ 8.20	-	\$ 3,001	\$ 300	\$ -	\$ -	\$ 3,301
03701615	06/30/18	GASCONADE	DRAKE	2467 S HWY 19	LAND HP TOWER	-	\$ -	-	\$ 1,632	\$ 163	\$ -	\$ -	\$ 1,795
03900710	06/30/18	GREENE	SPRINGFIELD	305 W. OLIVE, 405 W OLIVE	DE PARKING	-	\$ -	-	\$ 2,612	\$ -	\$ -	\$ -	\$ 2,612
04301044	06/30/18	HICKORY	HERMITAGE	HERMITAGE COMMUNITY BLDG	DE OFFICE	400	\$ 2.60	-	\$ 1,040	\$ 104	\$ -	\$ -	\$ 1,144
04801048	06/30/24	JACKSON	INDEPENDENCE	16647 EAST 23RD STREET	DE OFFICE	2,400	\$ 15.50	-	\$ 37,200	\$ 4,964	\$ -	\$ -	\$ 42,164
04900401	06/30/18	JASPER	JOPLIN	1110 E. 7th ST, SUITE 6	DE OFFICE	1,717	\$ 10.00	-	\$ 17,170	\$ 7,739	\$ -	\$ -	\$ 24,909
82104902	06/30/18	JASPER	CARTHAGE	407 S GARRISON	DE OFFICE	691	\$ 3.99	-	\$ 2,757	\$ 276	\$ -	\$ -	\$ 3,033
05002562	06/30/18	JEFFERSON	FESTUS	619 COLLINS	ZONE OFC	2,100	\$ 1.43	-	\$ 3,003	\$ 300	\$ -	\$ -	\$ 3,303
05002662	06/30/19	JEFFERSON	FESTUS	107 BORG BLDG	DE OFFICE	1,770	\$ 11.00	-	\$ 19,470	\$ 8,823	\$ -	\$ -	\$ 28,293
05100004	06/30/20	JOHNSON	WARRENSBURG	505 N. RIDGEVIEW	DE OFFICE	1,163	\$ 9.23	-	\$ 10,734	\$ 4,859	\$ -	\$ -	\$ 15,593
05101509	06/30/18	JOHNSON	CONCORDIA	CONCORDIA	LAND	-	\$ -	-	\$ 5,060	\$ 506	\$ -	\$ -	\$ 5,566
05101605	06/30/18	JOHNSON	HOLDEN	HOLDEN	LAND	-	\$ -	-	\$ 6,000	\$ 600	\$ -	\$ -	\$ 6,600
05311571	06/30/18	LACLEDE	LEBANON	1114 LYNN	OFFICE	1,500	\$ 6.00	-	\$ 9,000	\$ 4,019	\$ -	\$ -	\$ 13,019
05401029	06/30/18	LAFAYETTE	LEXINGTON	533 SOUTH 13 HIGHWAY	DE OFFICE	200	\$ 9.36	-	\$ 1,872	\$ 187	\$ -	\$ -	\$ 2,059
05501714	06/30/18	LAWRENCE	FREISTATT	FREISTATT	LAND	-	\$ -	-	\$ 1,800	\$ 180	\$ -	\$ -	\$ 1,980
05611534	06/30/18	LEWIS	MONTECELLO	107 SOUTH WASHINGTON	ZONE OFC	414	\$ 5.80	-	\$ 2,401	\$ 240	\$ -	\$ -	\$ 2,641

**LEASED FACILITY REQUIREMENT  
FY 2023**

LEASED FACILITIES													
LEASE ID	END DATE	COUNTY	CITY	ADDRESS	SPACE USE	SQ FT	CPSF	FTE	ANNUAL RENT	ANNUAL SERVICES	GENERAL REVENUE	FED	OTHER
<b>HIGHWAY PATROL - CONTINUED</b>													
06100821	06/30/20	MACON	MACON	1716-1718 PROSPECT	DE OFFICE	920	\$ 9.00	-	\$ 8,280	\$ 3,436	\$ -	\$ -	\$ 11,716
06102670	06/30/39	MACON	MACON	MODOT - 26826 HWY 63	WAREHOUSE	200	\$ 2.50	-	\$ 500	\$ 50	\$ -	\$ -	\$ 550
06402641	06/30/39	MARION	HANNIBAL	MODOT - 1711 HWY 61S	BOAT STORAGE	-	\$ -	-	\$ 1,000	\$ 200	\$ -	\$ 1,200	\$ -
06801487	06/30/22	MONITEAU	HIGH POINT	HIGH POINT	LAND	-	\$ -	-	\$ 3,600	\$ 360	\$ -	\$ -	\$ 3,960
07000553	06/30/18	MONTGOMERY	MONTGOMERY CITY	723 NORTH STURGEON	DE OFFICE	575	\$ 1.04	-	\$ 598	\$ 60	\$ -	\$ -	\$ 658
07001477	06/30/22	MONTGOMERY	RHINELAND	1007 HIGHWAY K	LAND	-	\$ -	-	\$ 4,260	\$ 426	\$ -	\$ -	\$ 4,686
07101480	06/30/22	MORGAN	MORGAN COUNTY	LAND LEASE	LAND	-	\$ -	-	\$ 3,500	\$ 350	\$ -	\$ -	\$ 3,850
07301623	06/30/21	NEWTON	GRANBY	GRAMBY SITE	LAND	-	\$ -	-	\$ 4,200	\$ 420	\$ -	\$ -	\$ 4,620
07302063	06/30/23	NEWTON	NEOSHO	475 CHOTEAU-CROWDER COLLEGE	ZONE OFC	1,200	\$ 3.15	-	\$ 3,780	\$ 378	\$ -	\$ -	\$ 4,158
07402243	06/30/20	NODAWAY	MARYVILLE	115 E 4TH ST	DE OFFICE	125	\$ 9.30	-	\$ 1,163	\$ 694	\$ -	\$ -	\$ 1,857
07601479	06/30/18	OSAGE	LINN	ROUTE 1 BOX 233	LAND	-	\$ -	-	\$ 4,800	\$ 480	\$ -	\$ -	\$ 5,280
07702635	06/30/39	OZARK	GAINSVILLE	MODOT-ROUTE 1 BOX 1C	BOAT STORAGE	300	\$ 1.67	-	\$ 501	\$ 100	\$ -	\$ 601	\$ -
08102629	06/30/39	PHELPS	ST JAMES	MODOT - 17855 HIGHWAY I	LAND	1,035	\$ 0.99	-	\$ 1,025	\$ 103	\$ -	\$ -	\$ 1,128
08300375	06/30/23	PLATTE	PLATTE CITY	233 MARSHALL RD	DE OFFICE	324	\$ 11.00	-	\$ 3,564	\$ 1,201	\$ -	\$ -	\$ 4,765
08402507	06/30/18	POLK	BOLIVAR	4460 AIRPORT DRIVE	HANGAR	-	\$ -	-	\$ 4,800	\$ 480	\$ -	\$ -	\$ 5,280
08501600	06/30/18	PULASKI	ST. ROBERT	194 EASTLAWN	DE OFFICE	850	\$ 0.60	-	\$ 510	\$ 51	\$ -	\$ -	\$ 561
08802242	06/30/30	RANDOLPH	RENICK	SECTION 31 TWSHP 53	HP TOWER	-	\$ -	-	\$ 8,395	\$ 840	\$ -	\$ -	\$ 9,235
09701614	06/30/18	SALINE	MARSHALL	PIPERTOWN	LAND	-	\$ -	-	\$ 10,000	\$ 1,000	\$ -	\$ -	\$ 11,000
09900203	06/30/23	SCOTLAND	MEMPHIS	1 CHILD SUPPORT LN-HWY 136 W	DE OFFICE	218	\$ 9.00	-	\$ 1,962	\$ 929	\$ -	\$ -	\$ 2,891
10001890	06/30/18	SCOTT	SIKESTON	159 WEST MURRAY LANE	CDL OFFICE	510	\$ 12.94	-	\$ 6,599	\$ 660	\$ -	\$ -	\$ 7,259
10200689	06/30/18	SHELBY	SHELBINA	116 EAST WALNUT	DE OFFICE	500	\$ 1.20	-	\$ 600	\$ 60	\$ -	\$ -	\$ 660
09200296	06/30/20	ST. CHARLES	ST CHARLES	2495 RAYMOND DR	DE OFFICE	3,000	\$ 12.43	1.00	\$ 37,290	\$ 12,392	\$ -	\$ -	\$ 49,682
09201860	06/30/28	ST. CHARLES	WELDON SPRINGS	2360 HIGHWAY D	LAND	-	\$ -	-	\$ 78,103	\$ -	\$ -	\$ -	\$ 78,103
09511601	06/30/22	STE GENEVIEVE	STE GENEVIEVE	295 BROOKS STREET	DE OFFICE	320	\$ 1.32	-	\$ 422	\$ 42	\$ -	\$ -	\$ 464
09611650	01/00/00	ST. LOUIS	MAPLEWOOD	--- TBD ---	DE OFFICE	-	\$ -	-	\$ 56,304	\$ 14,006	\$ -	\$ -	\$ 70,310
09601491	06/30/20	ST. LOUIS	HAZELWOOD	7232 N LINDBERGH	OFFICE	3,096	\$ 13.15	-	\$ 40,712	\$ 14,994	\$ -	\$ -	\$ 55,706
09601820	06/30/23	ST. LOUIS	BALLWIN	703 BIG BEND BLVD	DE OFFICE	2,820	\$ 13.85	-	\$ 39,057	\$ 13,825	\$ -	\$ -	\$ 52,882
09611722	06/30/24	ST. LOUIS	VALLEY PARK	232 VANCE ROAD	ZONE OFC	819	\$ 13.00	-	\$ 10,647	\$ 3,946	\$ -	\$ -	\$ 14,593
11501821	06/30/18	ST. LOUIS CITY	ST LOUIS	604 PINE ST, WAINWRIGHT BLDG.	PARKING	-	\$ -	-	\$ 699	\$ -	\$ -	\$ -	\$ 699
11502475	06/30/22	ST. LOUIS CITY	ST LOUIS	3101 CHOTEAU AVE	DE PARKING	-	\$ -	-	\$ 1,200	\$ -	\$ -	\$ -	\$ 1,200
10411696	06/30/24	STONE	KIMBERLING CITY	201 MARINA WAY	BOAT STORAGE	500	\$ 9.60	-	\$ 4,800	\$ 480	\$ -	\$ -	\$ 5,280
10511709	06/30/24	SULLIVAN	MILAN	205 N. MARKET	DE OFFICE	200	\$ 4.20	-	\$ 840	\$ -	\$ -	\$ -	\$ 840
10602723	06/30/18	TANEY	BRANSON	3044 SHEPHERD OF THE HILLS	DE OFFICE	900	\$ 12.00	-	\$ 10,800	\$ 6,542	\$ -	\$ -	\$ 17,342
10801184	06/30/19	VERNON	NEVADA	621 EAST HIGHLAND	OFFICE	1,227	\$ 9.67	-	\$ 11,865	\$ 4,304	\$ -	\$ -	\$ 16,169
10802265	06/30/18	VERNON	SHELDON	29003 S 1850 ROAD	ZONE OFC	960	\$ 5.00	-	\$ 4,800	\$ 3,222	\$ -	\$ -	\$ 8,022
10900092	06/30/23	WARREN	WARRENTON	3409 N HIGHWAY 47	CRASH OFFICE	1,000	\$ 9.90	-	\$ 9,900	\$ 4,482	\$ -	\$ -	\$ 14,382
10901481	06/30/22	WARREN	WARRENTON	29295 S. DEERFIELD	LAND	-	\$ -	-	\$ 5,355	\$ 536	\$ -	\$ -	\$ 5,891
11202460	06/30/23	WEBSTER	ROGERSVILLE	100 W CLINTON ST	CRASH OFFICE	861	\$ 6.27	-	\$ 5,398	\$ 3,887	\$ -	\$ -	\$ 9,285
11211611	06/30/22	WEBSTER	MARSHFIELD	210 W MAPLE	OFFICE	1,520	\$ 3.16	-	\$ 4,803	\$ 480	\$ -	\$ -	\$ 5,283
11402360	06/30/18	WRIGHT	MACOMB	SECTION 30 TWSHP NORTH	LAND	-	\$ -	-	\$ 5,520	\$ 552	\$ -	\$ -	\$ 6,072
<b>Real Estate Services Allocation</b>									\$ 57,104	\$ -	\$ 7,618	\$ 336	\$ 49,150
<b>NDI-PAY PLAN</b>									\$ 3,292	\$ -	\$ 438	\$ 19	\$ 2,835
<b>NDI-COST TO CONTINUE PAY PLAN</b>									\$ 2,311	\$ -	\$ 307	\$ 14	\$ 1,990
<b>FY23 Highway Patrol Lease Requirement</b>						<b>79,768</b>	<b>\$ 11.88</b>	<b>2.00</b>	<b>\$ 1,010,069</b>	<b>\$ 531,639</b>	<b>\$ 205,696</b>	<b>\$ 9,029</b>	<b>\$ 1,326,983</b>
<b>NATIONAL GUARD</b>													
01501691	06/30/25	CAMDEN	CAMDENTON	98 N. HWY 5	RECRUITING	1,800	\$ 8.00	0.00	\$ 14,400	\$ -	\$ -	\$ 14,400	\$ -
02202358	06/30/18	CHRISTIAN	OZARK	5499 N 17TH ST	RECRUITING	1,200	\$ 11.00	0.00	\$ 13,200	\$ -	\$ -	\$ 13,200	\$ -
02401655	06/30/25	CLAY	KANSAS CITY	7829 N. OAK TRAFFICWAY	RECRUITING	1,400	\$ 17.95	0.00	\$ 25,130	\$ -	\$ -	\$ 25,130	\$ -
02611672	07/31/19	COLE	JEFFERSON CITY	6808 LIBERTY ROAD	OFF/STORAGE	4,000	\$ 6.00	0.00	\$ 24,000	\$ -	\$ -	\$ 24,000	\$ -
03900982	09/30/22	GREENE	SPRINGFIELD	5141 W CARGO	INDUSTRIAL	14,382	\$ 11.97	0.00	\$ 172,153	\$ -	\$ -	\$ 172,153	\$ -
04811764	06/30/25	JACKSON	INDEPENDENCE	19310 E 50TH TERRACE	OFFICE	1,652	\$ 18.16	0.00	\$ 30,000	\$ -	\$ -	\$ 30,000	\$ -
83704801	06/30/18	JACKSON	RAYTOWN	RR 17	LAND	-	\$ -	0.00	\$ 120	\$ -	\$ -	\$ 120	\$ -
05101692	06/30/25	JOHNSON	WARRENSBURG	708 S. MCGUIRE	RECRUITING	2,520	\$ 11.25	0.00	\$ 28,350	\$ -	\$ -	\$ 28,350	\$ -
08511632	06/30/22	PULASKI	WAYNESVILLE	320 ICHORD	RECRUITING	1,400	\$ 16.71	0.00	\$ 23,394	\$ -	\$ -	\$ 23,394	\$ -
09601674	06/30/21	ST. LOUIS	FLORISSANT	2424 N. LINDBERGH	RECRUITING	1,450	\$ 14.18	0.00	\$ 20,561	\$ -	\$ -	\$ 20,561	\$ -
09602563	10/31/30	ST. LOUIS	BRIDGETON	11955 NATURAL BRIDGE RD	RECRUITING	36,997	\$ 0.58	0.00	\$ 21,458	\$ -	\$ 21,458	\$ -	\$ -
11502716	06/30/21	ST. LOUIS CITY	ST. LOUIS	4525 S KINGHIGHWAY	RECRUITING	863	\$ 17.73	0.00	\$ 15,301	\$ -	\$ -	\$ 15,301	\$ -
09611644	06/30/53	ST. LOUIS	ST. LOUIS	LEWS AND CLARK BLVD	ARMORY	-	\$ -	0.00	\$ 8,571	\$ -	\$ 8,571	\$ -	\$ -
<b>STATEWIDE ARMORIES</b>						<b>-</b>	<b>\$ -</b>	<b>0.00</b>	<b>\$ 1,212,865</b>	<b>\$ -</b>	<b>\$ -</b>	<b>\$ 1,212,865</b>	<b>\$ -</b>
<b>FY23 National Guard Lease Requirement</b>						<b>69,664</b>	<b>\$ 23.61</b>	<b>-</b>	<b>1,781,747</b>	<b>\$ -</b>	<b>\$ 30,290</b>	<b>\$ 1,751,457</b>	<b>-</b>



**LEASED FACILITY REQUIREMENT  
FY 2023**

<b>LEASED FACILITIES</b>														
LEASE ID	END DATE	COUNTY	CITY	ADDRESS	SPACE USE	SQ FT	CPSF	FTE	ANNUAL RENT	ANNUAL SERVICES	GENERAL REVENUE	FED	OTHER	
<b>REVENUE</b>														
01201167	06/30/20	BUTLER	POPLAR BLUFF	2153/2155 NORTH WESTWOOD	OFFICE	89	\$ 9.25	1.00	\$ 823	\$ 335	\$ 1,158	\$ -	\$ -	
01600735	06/30/24	CAPE GIRARDEAU	CAPE GIRARDEAU	3014 & 3102 BLATTNER RD	OFFICE	1,919	\$ 9.75	6.00	\$ 18,710	\$ 6,045	\$ 24,755	\$ -	\$ -	
03900710	06/30/18	GREENE	SPRINGFIELD	305 & 405 W. OLIVE	PARKING	-	\$ -	-	\$ 5,869	\$ -	\$ 5,869	\$ -	\$ -	
04811698	06/30/20	JACKSON	KANSAS CITY	1119 CHERRY STREET	PARKING	-	\$ -	-	\$ 29,702	\$ -	\$ 29,702	\$ -	\$ -	
04901047	06/30/18	JASPER	JOPLIN	1110 7TH ST	OFFICE	3,876	\$ 10.25	5.00	\$ 39,729	\$ 14,961	\$ 54,690	\$ -	\$ -	
09602069	06/30/18	ST. LOUIS	CLAYTON	8000 MARYLAND AVE	PARKING	-	\$ -	-	\$ 1,020	\$ 102	\$ 1,122	\$ -	\$ -	
09611655	06/30/24	ST. LOUIS	OVERLAND	9441 DIELMAN ROCK ISLAND IND DR	OFFICE	8,661	\$ 14.55	35.00	\$ 126,018	\$ 42,300	\$ 168,318	\$ -	\$ -	
11501821	06/30/19	ST. LOUIS	ST. LOUIS	604 PINE ST	PARKING	-	\$ -	-	\$ 4,285	\$ 429	\$ 4,714	\$ -	\$ -	
00000223	06/30/23	OTHER STATES	JERICO N.Y.	366 BROADWAY, SUITE 309	OFFICE	1,895	\$ 29.00	9.00	\$ 54,955	\$ 10,868	\$ 65,823	\$ -	\$ -	
99901530	06/30/23	OTHER STATES	CARROLLTON, TX	2765 TRINITY MILLS RD. SUITE 407	OFFICE	2,070	\$ 14.85	9.00	\$ 31,656	\$ 9,034	\$ 40,690	\$ -	\$ -	
99902249	06/30/22	OTHER STATES	DES PLAINES, IL	2720 SOUTH RIVER RD, SUITE 254	OFFICE	2,351	\$ 15.03	9.00	\$ 35,336	\$ 2,469	\$ 37,805	\$ -	\$ -	
<b>Real Estate Services Allocation</b>														
<b>NDI-PAY PLAN</b>														
<b>NDI-COST TO CONTINUE PAY PLAN</b>														
<b>FY23 Revenue Lease Requirement</b>						-	<b>22,752</b>	<b>\$ 16.01</b>	<b>74.00</b>	<b>\$ 384,590</b>	<b>\$ 115,688</b>	<b>\$ 500,278</b>	<b>\$ -</b>	<b>\$ -</b>
<b>LOTTERY COMMISSION</b>														
03900825	06/30/19	GREENE	SPRINGFIELD	1506 EAST RAYNELL	OFFICE	6,595	\$ 9.55	11.50	\$ 62,982	\$ 23,452	\$ -	\$ -	\$ 86,434	
86404802	06/30/20	JACKSON	INDEPENDENCE	3630 ARROWHEAD AVENUE	OFFICE	9,635	\$ 14.01	18.00	\$ 134,986	\$ 32,111	\$ -	\$ -	\$ 167,097	
09600818	06/30/19	ST. LOUIS	ST. LOUIS	1831 CRAIG PARK COURT	OFFICE	10,085	\$ 12.49	30.00	\$ 125,962	\$ 34,126	\$ -	\$ -	\$ 160,088	
<b>Real Estate Services Allocation</b>														
<b>NDI-PAY PLAN</b>														
<b>NDI-COST TO CONTINUE PAY PLAN</b>														
<b>FY23 Lottery Commission Lease Requirement</b>						-	<b>26,315</b>	<b>\$ 12.62</b>	<b>59.50</b>	<b>\$ 351,318</b>	<b>\$ 122,106</b>	<b>\$ -</b>	<b>\$ -</b>	<b>\$ 473,424</b>
<b>SECRETARY OF STATE</b>														
02602239	06/30/24	COLE	JEFFERSON CITY	4720 SCRUGGS STATION	STORAGE	95,638	\$ 4.05	6.00	\$ 387,334	\$ 83,349	\$ 470,683	\$ -	\$ -	
03900710	06/30/18	GREENE	SPRINGFIELD	305 W OLIVE, 405 W OLIVE	PARKING	-	\$ -	-	\$ 976	\$ -	\$ 976	\$ -	\$ -	
03902084	06/30/18	GREENE	SPRINGFIELD	1904 N. LECOMPT	STORAGE	800	\$ 16.46	-	\$ 13,168	\$ 3,039	\$ 16,207	\$ -	\$ -	
11501528	06/30/18	ST. LOUIS CITY	ST. LOUIS	421 SOUTH 11TH ST	PARKING	-	\$ -	-	\$ 1,920	\$ -	\$ -	\$ -	\$ 1,920	
11501801	12/31/32	ST. LOUIS CITY	ST. LOUIS	OLD POST OFFICE - 815 OLIVE ST	OFFICE	2,969	\$ 20.76	7.00	\$ 61,641	\$ 24,157	\$ 85,798	\$ -	\$ -	
11501808	06/30/18	ST. LOUIS CITY	ST. LOUIS	911 OLIVE STREET	PARKING	-	\$ 1.00	-	\$ 7,648	\$ 765	\$ 8,413	\$ -	\$ -	
<b>Real Estate Services Allocation</b>														
<b>NDI-PAY PLAN</b>														
<b>NDI-COST TO CONTINUE PAY PLAN</b>														
<b>FY23 Secretary of State Lease Requirement</b>						-	<b>99,407</b>	<b>\$ 4.76</b>	<b>13.00</b>	<b>\$ 499,812</b>	<b>\$ 167,524</b>	<b>\$ 665,035</b>	<b>\$ -</b>	<b>\$ 2,301</b>
<b>SOCIAL SERVICES</b>														
00101265	06/30/24	ADAIR	KIRKSVILLE	1612 NORTH OSTEOPATHY	OFFICE	8,676	\$ 9.40	38.00	\$ 81,554	\$ 19,174	\$ 64,466	\$ 36,262	\$ -	
00202363	06/30/18	ANDREW	SAVANNAH	106 N 5TH ST	OFFICE	1,200	\$ 8.50	1.00	\$ 10,200	\$ 3,962	\$ 9,064	\$ 5,098	\$ -	
00300125	06/30/21	ATCHISON	ROCK PORT	101 GRANT	OFFICE	2,617	\$ 6.10	1.00	\$ 15,964	\$ 6,894	\$ 14,629	\$ 8,229	\$ -	
00402424	06/30/22	AUDRAIN	MEXICO	4690 SOUTH CLARK ST	OFFICE	4,872	\$ 10.00	20.00	\$ 48,720	\$ 16,811	\$ 41,940	\$ 23,591	\$ -	
00500450	06/30/20	BARRY	CASSVILLE	208 EAST 8TH STREET	OFFICE	8,239	\$ 7.82	28.00	\$ 64,429	\$ 31,817	\$ 61,597	\$ 34,649	\$ -	
00601104	06/30/23	BARTON	LAMAR	501 & 503 13TH ST	OFFICE	4,459	\$ 10.28	12.00	\$ 45,839	\$ 14,697	\$ 38,743	\$ 21,793	\$ -	
00701305	06/30/18	BATES	BUTLER	2-4 WEST OHIO ST	OFFICE	5,534	\$ 9.94	14.00	\$ 55,008	\$ 26,192	\$ 51,968	\$ 29,232	\$ -	
88600802	06/30/23	BENTON	WARSAW	1661 HILLTOP DR	OFFICE	4,900	\$ 6.86	3.00	\$ 33,614	\$ 17,816	\$ 32,915	\$ 18,515	\$ -	
00900384	06/30/20	BOLLINGER	MARBLE HILL	602 HIGHWAY 34 WEST	OFFICE	3,126	\$ 8.12	10.00	\$ 25,383	\$ 13,343	\$ 24,785	\$ 13,941	\$ -	
01011537	06/30/23	BOONE	COLUMBIA	212 PORTLAND	OFFICE-DSS CHILDREN	15,439	\$ 14.79	38.00	\$ 228,343	\$ 56,135	\$ 182,066	\$ 102,412	\$ -	
01011552	06/30/21	BOONE	COLUMBIA	601 BUSINESS LOOP 70 WEST	OFFICE	11,460	\$ 13.75	50.00	\$ 157,575	\$ 43,408	\$ 128,629	\$ 72,354	\$ -	
01100335	06/30/18	BUCHANAN	ST. JOSEPH	6TH & JULES	PARKING	-	\$ -	-	\$ 33,856	\$ 2,031	\$ 22,968	\$ 12,919	\$ -	
01200374	06/30/20	BUTLER	POPLAR BLUFF	1903 NORTHWOOD DR	OFFICE	17,686	\$ 10.34	88.00	\$ 182,873	\$ 51,077	\$ 149,728	\$ 84,222	\$ -	
01300842	06/30/18	CALDWELL	HAMILTON	400 W BERRY	OFFICE	2,922	\$ 8.75	3.00	\$ 25,568	\$ 12,248	\$ 24,202	\$ 13,614	\$ -	
88601402	06/30/22	CALLAWAY	FULTON	108 NORTH HOSPITAL DRIVE	OFFICE	6,917	\$ 9.29	21.00	\$ 64,259	\$ 26,303	\$ 57,960	\$ 32,602	\$ -	
01500882	06/30/20	CAMDEN	CAMDENTON	146 RODEO	OFFICE	7,207	\$ 10.78	36.00	\$ 77,691	\$ 22,146	\$ 63,896	\$ 35,941	\$ -	
01600735	06/30/24	CAPE GIRARDEAU	CAPE GIRARDEAU	3014 & 3102 BLATTNER RD	OFFICE	1,028	\$ 9.75	2.00	\$ 10,023	\$ 3,177	\$ 8,448	\$ 4,752	\$ -	
01601005	06/30/30	CAPE GIRARDEAU	CAPE GIRARDEAU	3463 ARMSTRONG DRIVE	OFFICE	8,381	\$ 15.80	-	\$ 132,420	\$ 25,897	\$ 101,323	\$ 56,994	\$ -	
01601059	06/30/19	CAPE GIRARDEAU	CAPE GIRARDEAU	3445 ARMSTRONG DRIVE	DAY TREATMENT	11,364	\$ 15.80	13.00	\$ 179,551	\$ 53,655	\$ 149,252	\$ 83,954	\$ -	
01602571	06/30/19	CAPE GIRARDEAU	CAPE GIRARDEAU	471 SIEMERS DR	OFFICE	23,993	\$ 10.80	142.00	\$ 259,124	\$ 130,306	\$ 249,235	\$ 140,195	\$ -	
01701301	06/30/18	CARROLL	CARROLLTON	1303 N. HWY 65	OFFICE	3,076	\$ 9.35	4.00	\$ 28,761	\$ 19,510	\$ 30,893	\$ 17,378	\$ -	
01801075	06/30/18	CARTER	VAN BUREN	AIRPORT RD & HWY 60 HCR 2 BOX 2270	OFFICE	3,266	\$ 8.74	6.00	\$ 28,545	\$ 8,741	\$ 23,863	\$ 13,423	\$ -	
01900892	06/30/18	CASS	HARRISONVILLE	2500 E MECHANIC	OFFICE	9,600	\$ 10.08	25.00	\$ 96,768	\$ 32,419	\$ 82,680	\$ 46,507	\$ -	
01902638	06/30/20	CASS	RAYMORE	223 MUNICIPAL CIRCLE	OFFICE	6,352	\$ 15.50	26.00	\$ 98,456	\$ 30,112	\$ 82,284	\$ 46,284	\$ -	
02000534	06/30/18	CEDAR	STOCKTON	112 RB ROAD	OFFICE	4,413	\$ 9.45	10.00	\$ 41,703	\$ 20,352	\$ 39,715	\$ 22,340	\$ -	
02100132	06/30/22	CHARITON	KEYTESVILLE	121 EAST JACKSON	OFFICE	1,999	\$ 9.98	2.00	\$ 19,950	\$ 9,451	\$ 18,817	\$ 10,584	\$ -	
02200133	06/30/18	CHRISTIAN	OZARK	4715 N TOWNE CENTER DR	OFFICE	8,101	\$ 10.75	54.00	\$ 87,086	\$ 36,244	\$ 78,931	\$ 44,399	\$ -	



**LEASED FACILITY REQUIREMENT  
FY 2023**

<b>LEASED FACILITIES</b>													
<b>LEASE ID</b>	<b>END DATE</b>	<b>COUNTY</b>	<b>CITY</b>	<b>ADDRESS</b>	<b>SPACE USE</b>	<b>SQ FT</b>	<b>CPSF</b>	<b>FTE</b>	<b>ANNUAL RENT</b>	<b>ANNUAL SERVICES</b>	<b>GENERAL REVENUE</b>	<b>FED</b>	<b>OTHER</b>
<b>SOCIAL SERVICES - CONTINUED</b>													
06201012	06/30/18	MADISON	FREDRICKTOWN	413 BURRIS	OFFICE	5,265	\$ 8.32	19.00	\$ 43,805	\$ 23,849	\$ 43,299	\$ 24,355	\$ -
88606302	06/30/18	MARIES	VIENNA	205 HWY 63 S	OFFICE	1,400	\$ 8.66	2.00	\$ 12,124	\$ 3,375	\$ 9,919	\$ 5,580	\$ -
06400056	06/30/21	MARION	HANNIBAL	3055 HOLMAN DRIVE	OFFICE	9,050	\$ 9.25	49.00	\$ 83,713	\$ 35,031	\$ 75,996	\$ 42,748	\$ -
06011613	06/30/23	MCDONALD	PINEVILLE	5265 S BUSINESS HWY 71, STE C	OFFICE	1,300	\$ 8.20	2.00	\$ 10,660	\$ 4,687	\$ 9,822	\$ 5,525	\$ -
06500378	06/30/21	MERCER	PRINCETON	501 W MAIN	OFFICE	1,668	\$ 8.00	2.00	\$ 13,344	\$ 6,489	\$ 12,693	\$ 7,140	\$ -
06600815	06/30/19	MILLER	ELDON	6 SOUTH INDUSTRIAL PARK	OFFICE	5,680	\$ 9.45	31.00	\$ 53,676	\$ 22,743	\$ 48,908	\$ 27,511	\$ -
06700060	06/30/18	MISSISSIPPI	EAST PRAIRIE	718 NORTH MARTIN	OFFICE	8,413	\$ 10.22	1.00	\$ 85,981	\$ 26,795	\$ 72,177	\$ 40,599	\$ -
88606802	12/31/18	MONITEAU	CALIFORNIA	104 NORTH GERHARDT	OFFICE	662	\$ 8.40	1.00	\$ 5,561	\$ 5,902	\$ 7,336	\$ 4,127	\$ -
06900877	06/30/22	MONROE	PARIS	315 N WASHINGTON	OFFICE	3,482	\$ 8.32	6.00	\$ 28,970	\$ 12,831	\$ 26,753	\$ 15,048	\$ -
07001473	06/30/22	MONTGOMERY	MONTGOMRY CTY	501 NIEDERGERKE	OFFICE	3,968	\$ 8.62	9.00	\$ 34,204	\$ 14,496	\$ 31,168	\$ 17,532	\$ -
07100622	12/31/18	MORGAN	VERSAILLES	703 NORTH MONROE	OFFICE	4,244	\$ 9.25	13.00	\$ 39,257	\$ 16,603	\$ 35,750	\$ 20,110	\$ -
07301297	06/30/18	NEWTON	NEOSHO	201 N. WASHINGTON	OFFICE	12,905	\$ 9.24	47.00	\$ 119,242	\$ 62,301	\$ 116,188	\$ 65,355	\$ -
07400396	06/30/21	NODAWAY	MARYVILLE	301 SUMMIT DRIVE	OFFICE	4,446	\$ 8.75	17.00	\$ 38,903	\$ 19,598	\$ 37,441	\$ 21,060	\$ -
07500836	06/30/18	OREGON	ALTON	HIGHWAY 19 SOUTH	OFFICE	4,331	\$ 7.00	8.00	\$ 30,317	\$ 23,284	\$ 34,305	\$ 19,296	\$ -
07602553	06/30/20	OSAGE	LINN	63 PROGRESS LANE	OFFICE	417	\$ 5.54	1.00	\$ 2,310	\$ 1,451	\$ 2,407	\$ 1,354	\$ -
07700893	06/30/20	OZARK	GAINESVILLE	HWY 160 WEST	OFFICE	4,600	\$ 9.14	17.00	\$ 42,044	\$ 21,024	\$ 40,364	\$ 22,704	\$ -
88607802	12/31/18	PEMSCOT	CARUTHERSVILLE	911 HWY 84	OFFICE	17,525	\$ 9.37	52.00	\$ 164,209	\$ 65,699	\$ 147,141	\$ 82,767	\$ -
07900549	06/30/18	PERRY	PERRYVILLE	12 EAST WICHERN RD	OFFICE	1,049	\$ 11.44	1.00	\$ 12,001	\$ 2,464	\$ 9,258	\$ 5,207	\$ -
08000889	08/31/24	PETTIS	SEDALIA	808 WESTWOOD	OFFICE	10,335	\$ 12.00	48.00	\$ 124,020	\$ 25,974	\$ 95,996	\$ 53,998	\$ -
08100731	06/30/22	PHELPS	ROLLA	1101-1111 KINGSHIGHWAY	OFFICE	22,301	\$ 8.04	86.00	\$ 179,300	\$ 59,722	\$ 152,974	\$ 86,048	\$ -
08201307	06/30/22	PIKE	BOWLING GREEN	1610 BUSINESS 54 WEST	OFFICE	5,604	\$ 6.50	9.00	\$ 36,426	\$ 20,266	\$ 36,283	\$ 20,409	\$ -
08300375	06/30/23	PLATTE	PLATTE CITY	233 MARSHALL ROAD	OFFICE	7,359	\$ 11.00	19.00	\$ 80,949	\$ 26,757	\$ 68,932	\$ 38,774	\$ -
08400827	06/30/21	POLK	BOLIVAR	2110 SPRINGFIELD AVENUE	OFFICE	6,022	\$ 6.00	49.00	\$ 36,132	\$ 24,454	\$ 38,775	\$ 21,811	\$ -
08402521	06/30/20	POLK	BOLIVAR	2110 S SPRINGFIELD	OFFICE	1,945	\$ 6.49	-	\$ 12,623	\$ 7,653	\$ 12,977	\$ 7,299	\$ -
08500385	06/30/24	PULASKI	WAYNESVILLE	712 HISTORIC 66 WEST	OFFICE	9,004	\$ 9.10	25.00	\$ 81,936	\$ 32,738	\$ 73,391	\$ 41,283	\$ -
08600181	06/30/18	PUTNAM	UNIONVILLE	702 S 27TH ST	OFFICE	2,283	\$ 6.78	3.00	\$ 15,479	\$ 11,354	\$ 17,173	\$ 9,660	\$ -
08702535	06/30/21	RALLS	MONROE CITY	1110 US HWY 24 SUITE 16	OFFICE	2,100	\$ 3.95	2.00	\$ 8,295	\$ 6,670	\$ 9,578	\$ 5,387	\$ -
08811646	06/30/24	RANDOLPH	MOBERLY	1317 E HIGHWAY 24, SUITE B	OFFICE	7,291	\$ 8.89	32.00	\$ 64,817	\$ 26,284	\$ 58,305	\$ 32,796	\$ -
08901088	06/30/21	RAY	RICHMOND	901 E. LEXINGTON	OFFICE	4,718	\$ 9.00	15.00	\$ 42,462	\$ 17,416	\$ 38,322	\$ 21,556	\$ -
09000391	06/30/18	REYNOLDS	CENTERVILLE	2394 HWY 21	OFFICE	3,544	\$ 7.19	3.00	\$ 25,481	\$ 16,492	\$ 26,863	\$ 15,110	\$ -
09100890	06/30/23	RIPLEY	DONIPHAN	ROUTE 2 BOX 1143	OFFICE	4,402	\$ 8.41	11.00	\$ 37,021	\$ 1,851	\$ 24,878	\$ 13,994	\$ -
09700812	06/30/22	SALINE	MARSHALL	1239 SANTE FE TRAIL	OFFICE	6,716	\$ 11.07	24.00	\$ 74,346	\$ 28,325	\$ 65,709	\$ 36,962	\$ -
09800183	06/30/22	SCHUYLER	LANCASTER	209 E WASHINGTON STREET	OFFICE	600	\$ 11.50	1.00	\$ 6,900	\$ 6,932	\$ 8,852	\$ 4,980	\$ -
09900203	06/30/23	SCOTLAND	MEMPHIS	HIGHWAY 136 WEST	OFFICE	8,613	\$ 9.00	29.00	\$ 77,517	\$ 36,018	\$ 72,662	\$ 40,873	\$ -
10000700	06/30/18	SCOTT	SIKESTON	601 DAVIS BLVD	DAY TREATMENT	4,383	\$ 8.55	8.00	\$ 37,475	\$ 15,869	\$ 34,140	\$ 19,204	\$ -
10001298	06/30/24	SCOTT	SIKESTON	106 ARTHUR	OFFICE	21,215	\$ 9.47	118.00	\$ 200,906	\$ 67,084	\$ 171,514	\$ 96,476	\$ -
10100623	06/30/21	SHANNON	EMINENCE	17392 STATE HIGHWAY 19	OFFICE	4,177	\$ 8.71	12.00	\$ 36,382	\$ 16,158	\$ 33,626	\$ 18,914	\$ -
10200386	06/30/22	SHELBY	SHELBYVILLE	306 E MAIN ST	OFFICE	2,831	\$ 9.45	7.00	\$ 26,753	\$ 12,415	\$ 25,068	\$ 14,100	\$ -
09202585	06/30/18	ST. CHARLES	ST CHARLES	4116 MCCLAY ROAD	OFFICE	250	\$ 7.20	-	\$ 1,800	\$ 394	\$ 1,404	\$ 790	\$ -
99909201	06/30/19	ST. CHARLES	ST CHARLES	3737 TRUMAN BLVD	OFFICE	35,176	\$ 8.89	136.00	\$ 312,715	\$ 101,448	\$ 265,064	\$ 149,099	\$ -
09311685	06/30/24	ST. CLAIR	OSCEOLA	230 BUSINESS HIGHWAY 13 SUITE 4	OFFICE	1,166	\$ 8.91	2.00	\$ 10,389	\$ 3,171	\$ 8,678	\$ 4,882	\$ -
09401014	06/30/24	ST. FRANCOIS	PARK HILLS	140 STAPLES DR	OFFICE	16,550	\$ 10.25	86.00	\$ 169,638	\$ 44,662	\$ 137,152	\$ 77,148	\$ -
09602636	06/30/19	ST. LOUIS	ST. LOUIS	6347 PLYMOUTH AVE	OFFICE	360	\$ 5.52	10.00	\$ 1,987	\$ 979	\$ 1,898	\$ 1,068	\$ -
11502679	06/30/21	ST. LOUIS CITY	ST. LOUIS	5415 PAGE BLVD	OFFICE	1,960	\$ 23.25	-	\$ 45,570	\$ 5,330	\$ 32,576	\$ 18,324	\$ -
11501821	06/30/19	ST. LOUIS CITY	ST. LOUIS	604 PINE ST	PARKING	-	-	-	\$ 153,366	\$ 15,337	\$ 107,970	\$ 60,733	\$ -
11502475	06/30/22	ST. LOUIS CITY	ST. LOUIS	3101 CHOTEAU AVE	PARKING	-	-	-	\$ 14,401	\$ 1,440	\$ 10,138	\$ 5,703	\$ -
09500835	06/30/21	STE. GENEVIEVE	STE GENEVIEVE	583B STE GENEVIEVE DR	OFFICE	2,729	\$ 7.48	6.00	\$ 20,413	\$ 11,075	\$ 20,152	\$ 11,336	\$ -
10300831	06/30/20	STODDARD	BLOOMFIELD	401 SHAWNEE STREET	OFFICE	7,703	\$ 7.98	27.00	\$ 61,470	\$ 28,600	\$ 57,645	\$ 32,425	\$ -
88610402	06/30/20	STONE	GALENA	30832 STATE HWY 413	OFFICE	4,161	\$ 10.74	13.00	\$ 44,689	\$ 21,141	\$ 42,131	\$ 23,699	\$ -
10500093	06/30/22	SULLIVAN	MILAN	309 EAST 3RD STREET	OFFICE	2,439	\$ 8.25	2.00	\$ 20,122	\$ 10,001	\$ 19,279	\$ 10,844	\$ -
10611700	06/30/24	TANEY	BRANSON	2900 GREEN MOUNTAIN DRIVE	OFFICE	3,454	\$ 10.08	15.00	\$ 34,816	\$ 12,452	\$ 30,252	\$ 17,016	\$ -
10611704	06/30/24	TANEY	BRANSON	2900 GREEN MOUNTAIN DRIVE	OFFICE	5,322	\$ 10.00	31.00	\$ 53,220	\$ 19,186	\$ 46,340	\$ 26,066	\$ -
10701017	06/30/22	TEXAS	HOUSTON	16798 OAK HILLS DRIVE	OFFICE	11,006	\$ 8.99	52.00	\$ 98,944	\$ 47,304	\$ 93,599	\$ 52,649	\$ -
10801184	06/30/19	VERNON	NEVADA	621 E HIGHLAND	OFFICE	7,767	\$ 9.67	26.00	\$ 75,107	\$ 26,871	\$ 65,266	\$ 36,712	\$ -
10901306	06/30/23	WARREN	WARRENTON	513 W BOONESLICK	OFFICE	5,798	\$ 10.00	17.00	\$ 57,980	\$ 18,752	\$ 49,108	\$ 27,624	\$ -
11001018	06/30/18	WASHINGTON	POTOSI	10235 W STATE HWY E	OFFICE	9,205	\$ 7.26	30.00	\$ 66,828	\$ 32,566	\$ 63,612	\$ 35,782	\$ -
11101087	06/30/18	WAYNE	PIEDMONT	HWY 49 ROUTE 2 BOX 26351	OFFICE	6,069	\$ 8.28	16.00	\$ 50,251	\$ 25,091	\$ 48,219	\$ 27,123	\$ -

**LEASED FACILITY REQUIREMENT  
FY 2023**

<b>LEASED FACILITIES</b>														
LEASE ID	END DATE	COUNTY	CITY	ADDRESS	SPACE USE	SQ FT	CPSF	FTE	ANNUAL RENT	ANNUAL SERVICES	GENERAL REVENUE	FED	OTHER	
<b>SOCIAL SERVICES - CONTINUED</b>														
11200875	06/30/20	WEBSTER	MARSHFIELD	222 EAST COMMERCIAL	OFFICE	6,474	\$ 8.55	29.00	\$ 55,353	\$ 27,540	\$ 53,052	\$ 29,841	\$ -	
11401303	06/30/21	WRIGHT	MOUNTAIN GROVE	1801 N. TALCOTT	OFFICE	8,044	\$ 10.32	21.00	\$ 83,014	\$ 31,335	\$ 73,183	\$ 41,166	\$ -	
<b>Real Estate Services Allocation</b>										\$ -	\$ 398,137	\$ 222,764	\$ -	
<b>NDI-PAY PLAN</b>										\$ 35,617	\$ -	\$ 22,795	\$ 12,822	\$ -
<b>NDI-COST TO CONTINUE PAY PLAN</b>										\$ 25,000	\$ -	\$ 16,000	\$ 9,000	\$ -
<b>FY23 Social Services Lease Requirement</b>						<b>-</b>	<b>1,023,308</b>	<b>\$ 9.84</b>	<b>3,559.00</b>	<b>\$ 10,750,740</b>	<b>\$ 6,013,009</b>	<b>\$ 10,749,269</b>	<b>\$ 6,014,480</b>	<b>\$ -</b>
<b>FY22 APPROPRIATION - LEASING</b>									<b>\$ 46,099,031</b>		<b>\$ 26,329,751</b>	<b>\$ 13,252,305</b>	<b>\$ 6,516,975</b>	
One-Time Expenditure Reductions									\$ (900,000)		\$ (450,000)	\$ (450,000)	\$ -	
Transfers In									\$ 2,070		\$ 2,070	\$ -	\$ -	
Core Reallocations									\$ (2,440,400)		\$ (2,033,000)	\$ (252,400)	\$ (155,000)	
NDI-PPE Warehouse Space									\$ 1,455,600		\$ -	\$ 1,455,600	\$ -	
NDI-PPE Warehouse Space									\$ 188,000		\$ 188,000	\$ -	\$ -	
NDI-ERTC Farmington									\$ 227,530		\$ 227,530	\$ -	\$ -	
NDI - Increase Appropriation Authority									\$ 2,304,952		\$ 1,316,488	\$ 662,615	\$ 325,849	
NDI-PAY PLAN									\$ 104,970		\$ 63,849	\$ 26,369	\$ 14,752	
NDI-COST TO CONTINUE PAY PLAN									\$ 73,982		\$ 45,073	\$ 18,216	\$ 10,693	
<b>TOTAL FY23 GOVERNOR RECOMMENDED LEASING REQUIREMENT</b>									<b>\$ 47,115,735</b>	<b>\$ -</b>	<b>\$ 25,689,761</b>	<b>\$ 14,712,705</b>	<b>\$ 6,713,269</b>	

**STATE OWNED FACILITY REQUIREMENT  
FY 2023**

<b>STATE OWNED FACILITIES</b>													
<b>LEASE ID</b>	<b>STATE FACILITY</b>	<b>COUNTY</b>	<b>CITY</b>	<b>DIVISION</b>	<b>SPACE USE</b>	<b>SQ FT</b>	<b>CPSF</b>	<b>FTE</b>	<b>ANNUAL RENT</b>	<b>ANNUAL SERVICES</b>	<b>GENERAL REVENUE</b>	<b>FED</b>	<b>OTHER</b>
<b>AGRICULTURE</b>													
02601742	HEALTH LAB	COLE	JEFFERSON CITY	ANIMAL HEALTH	LAB	5,211	\$ 10.94	8.00	\$ 57,008	\$ -	\$ 24,798	\$ -	\$ 32,210
02601743	PETRO LAB	COLE	JEFFERSON CITY	WEIGHTS AND MEASURES	LAB	5,069	\$ 13.80	8.00	\$ 69,952	\$ -	\$ -	\$ -	\$ 69,952
02601744	FEED/SEED LAB	COLE	JEFFERSON CITY	DIV OF PLANT INDUSTRIES	LAB	12,647	\$ 10.74	14.00	\$ 135,829	\$ -	\$ 1,720	\$ 7,921	\$ 126,188
02601746	G. WASH CARVER/MBSOB	COLE	JEFFERSON CITY	DIV OF GRAIN INSPEC & WHSE	OFFICE	2,297	\$ 7.88	9.00	\$ 18,100	\$ -	\$ 13,948	\$ -	\$ 4,152
02601746	G. WASH CARVER/MBSOB	COLE	JEFFERSON CITY	OFFICE OF DIRECTOR	OFFICE	7,985	\$ 7.88	25.00	\$ 62,922	\$ -	\$ -	\$ 2,628	\$ 60,294
02601746	G. WASH CARVER/MBSOB	COLE	JEFFERSON CITY	WEIGHTS AND MEASURES	OFFICE	7,247	\$ 7.88	10.00	\$ 57,106	\$ -	\$ 26,874	\$ -	\$ 30,232
02601746	G. WASH CARVER/MBSOB	COLE	JEFFERSON CITY	AG BUSINESS DEVELOPMENT	OFFICE	7,279	\$ 7.88	25.00	\$ 57,359	\$ -	\$ 2,680	\$ -	\$ 54,679
02601746	G. WASH CARVER/MBSOB	COLE	JEFFERSON CITY	DIV OF PLANT INDUSTRIES	OFFICE	5,591	\$ 7.88	16.00	\$ 44,057	\$ -	\$ -	\$ 4,871	\$ 39,186
02601746	G. WASH CARVER/MBSOB	COLE	JEFFERSON CITY	MARKET INFORMATION & OUTREACH	OFFICE	765	\$ 7.88	-	\$ 6,028	\$ -	\$ 6,028	\$ -	\$ -
02601746	G. WASH CARVER/MBSOB	COLE	JEFFERSON CITY	STATE MILK BOARD	OFFICE	1,081	\$ 7.88	6.00	\$ 8,518	\$ -	\$ 4,772	\$ -	\$ 3,746
02601746	G. WASH CARVER/MBSOB	COLE	JEFFERSON CITY	ANIMAL HEALTH	OFFICE	5,294	\$ 7.88	16.00	\$ 41,717	\$ -	\$ 25,417	\$ 12,126	\$ 4,174
02602545	605 HOWARD ST WAREHOUSE	COLE	JEFFERSON CITY	OFFICE OF THE DIRECTOR	STORAGE	3,967	\$ 3.51	-	\$ 13,924	\$ -	\$ -	\$ 610	\$ 13,314
<b>Real Estate Services Allocation</b>									\$	\$	\$	\$	\$
<b>NDI-PAY PLAN</b>									\$	\$	\$	\$	\$
<b>NDI-COST TO CONTINUE PAY PLAN</b>									\$	\$	\$	\$	\$
<b>FY23 Agriculture State Owned Requirement</b>						<b>64,433</b>	<b>\$ 8.89</b>	<b>274.00</b>	<b>\$ 607,595</b>	<b>\$ 11,862</b>	<b>\$ 102,084</b>	<b>\$ 28,078</b>	<b>\$ 489,295</b>
<b>ATTORNEY GENERAL</b>													
02601762	SUPREME COURT	COLE	JEFFERSON CITY	ATTORNEY GENERAL	OFFICE	15,412	\$ 4.90	25.00	\$ 75,519	\$ -	\$ 75,519	\$ -	\$ -
02601774	BROADWAY BLDG.	COLE	JEFFERSON CITY	ATTORNEY GENERAL	OFFICE	78,880	\$ 6.48	195.00	\$ 511,143	\$ -	\$ 374,219	\$ 97,117	\$ 39,807
03901768	LANDERS-149 PARK CENTRAL SQ	GREENE	SPRINGFIELD	ATTORNEY GENERAL	OFFICE	7,050	\$ 7.04	22.00	\$ 49,632	\$ -	\$ 19,572	\$ 12,408	\$ 17,652
04801763	FLETCHER DANIELS	JACKSON	KANSAS CITY	ATTORNEY GENERAL	OFFICE	13,801	\$ 8.84	38.00	\$ 121,189	\$ -	\$ 49,409	\$ 40,270	\$ 31,510
<b>Real Estate Services Allocation</b>									\$	\$	\$	\$	\$
<b>NDI-PAY PLAN</b>									\$	\$	\$	\$	\$
<b>NDI-COST TO CONTINUE PAY PLAN</b>									\$	\$	\$	\$	\$
<b>FY23 Attorney General State Owned Requirement</b>						<b>230,286</b>	<b>\$ 3.29</b>	<b>560.00</b>	<b>\$ 804,595</b>	<b>\$ 23,216</b>	<b>\$ 562,667</b>	<b>\$ 171,536</b>	<b>\$ 93,608</b>
<b>AUDITOR</b>													
02601753	CAPITOL BLDG.	COLE	JEFFERSON CITY	STATE AUDITOR	OFFICE	1,984	\$ 6.81	5.00	\$ 13,512	\$ -	\$ 13,512	\$ -	\$ -
02601755	TRUMAN BLDG.	COLE	JEFFERSON CITY	STATE AUDITOR	OFFICE	18,995	\$ 7.03	123.00	\$ 133,535	\$ -	\$ 133,535	\$ -	\$ -
03901768	LANDERS-149 PARK CENTRAL SQ	GREENE	SPRINGFIELD	STATE AUDITOR	OFFICE	2,484	\$ 7.04	13.00	\$ 17,487	\$ -	\$ 17,487	\$ -	\$ -
11501748	WAINWRIGHT	ST LOUIS	ST. LOUIS	STATE AUDITOR	OFFICE	1,567	\$ 7.50	15.00	\$ 11,753	\$ -	\$ 11,753	\$ -	\$ -
04801763	FLETCHER DANIELS	JACKSON	KANSAS CITY	STATE AUDITOR	OFFICE	5,403	\$ 8.84	13.00	\$ 47,763	\$ -	\$ 47,763	\$ -	\$ -
<b>Real Estate Services Allocation</b>									\$	\$	\$	\$	\$
<b>NDI-PAY PLAN</b>									\$	\$	\$	\$	\$
<b>NDI-COST TO CONTINUE PAY PLAN</b>									\$	\$	\$	\$	\$
<b>FY23 Auditor State Owned Requirement</b>						<b>30,433</b>	<b>\$ 7.36</b>	<b>169.00</b>	<b>\$ 235,853</b>	<b>\$ (26,580)</b>	<b>\$ 209,273</b>	<b>\$ -</b>	<b>\$ -</b>
<b>CORRECTIONS</b>													
01101759	ST JOSEPH	BUCHANAN	ST JOSEPH	PROBATION & PAROLE	OFFICE	7,388	\$ 8.43	6.00	\$ 62,281	\$ -	\$ 62,281	\$ -	\$ -
04801763	FLETCHER DANIELS	JACKSON	KANSAS CITY	PROBATION & PAROLE	OFFICE	12,452	\$ 8.84	32.00	\$ 110,076	\$ -	\$ 110,076	\$ -	\$ -
09600839	NSC-4040 SEVEN HILLS	ST. LOUIS	ST. LOUIS	PROBATION & PAROLE	OFFICE	5,682	\$ 12.99	20.00	\$ 73,809	\$ -	\$ 73,809	\$ -	\$ -
09601163	SSC-7545 S LINDBERGH	ST. LOUIS	ST LOUIS	PROBATION & PAROLE	OFFICE	7,004	\$ 19.00	28.00	\$ 133,076	\$ -	\$ 133,076	\$ -	\$ -
09600991	JENNINGS-8501 LUCAS/HUNT	ST. LOUIS	ST. LOUIS	PROBATION & PAROLE	OFFICE	12,379	\$ 17.02	31.00	\$ 210,691	\$ -	\$ 210,691	\$ -	\$ -
11501747	MILL CREEK	ST. LOUIS	ST. LOUIS	PROBATION & PAROLE	OFFICE	35,827	\$ 8.32	130.00	\$ 298,081	\$ -	\$ 298,081	\$ -	\$ -
11501803	CHOTEAU	ST. LOUIS	ST. LOUIS	PROBATION & PAROLE	OFFICE	13,604	\$ 9.17	1.00	\$ 124,749	\$ -	\$ 124,749	\$ -	\$ -
<b>Real Estate Services Allocation</b>									\$	\$	\$	\$	\$
<b>NDI-PAY PLAN</b>									\$	\$	\$	\$	\$
<b>NDI-COST TO CONTINUE PAY PLAN</b>									\$	\$	\$	\$	\$
<b>FY23 Corrections State Owned Requirement</b>						<b>94,336</b>	<b>\$ 11.42</b>	<b>248.00</b>	<b>\$ 1,076,456</b>	<b>\$ 64,576</b>	<b>\$ 1,141,032</b>	<b>\$ -</b>	<b>\$ -</b>
<b>ECONOMIC DEVELOPMENT</b>													
02601755	TRUMAN BLDG.	COLE	JEFFERSON CITY	ADMINISTRATIVE SERVICES	OFFICE	9,738	\$ 7.03	15.00	\$ 68,695	\$ -	\$ 41,217	\$ -	\$ 27,478
02601755	TRUMAN BLDG.	COLE	JEFFERSON CITY	BUSINESS & COMMUNITY SOLUTIONS	OFFICE	15,544	\$ 7.03	50.00	\$ 110,879	\$ -	\$ 110,879	\$ -	\$ -
02601755	TRUMAN BLDG.	COLE	JEFFERSON CITY	DIVISION OF TOURISM	OFFICE	8,083	\$ 7.03	23.00	\$ 58,428	\$ -	\$ -	\$ -	\$ 58,428
02601755	TRUMAN BLDG.	COLE	JEFFERSON CITY	MISSOURI ONE START	OFFICE	2,253	\$ 7.03	9.00	\$ 17,444	\$ -	\$ 17,444	\$ -	\$ -
02601755	TRUMAN BLDG.	COLE	JEFFERSON CITY	REGIONAL ENGAGEMENT	OFFICE	4,035	\$ 7.03	16.00	\$ 29,971	\$ -	\$ 29,971	\$ -	\$ -
02601755	TRUMAN BLDG.	COLE	JEFFERSON CITY	STRATEGY AND PERFORMANCE	OFFICE	3,463	\$ 7.03	14.00	\$ 24,345	\$ -	\$ 24,345	\$ -	\$ -
<b>Real Estate Services Allocation</b>									\$	\$	\$	\$	\$
<b>NDI-PAY PLAN</b>									\$	\$	\$	\$	\$
<b>NDI-COST TO CONTINUE PAY PLAN</b>									\$	\$	\$	\$	\$
<b>FY23 Economic Development State Owned Requirement</b>						<b>43,116</b>	<b>\$ 9.31</b>	<b>127.00</b>	<b>\$ 334,039</b>	<b>\$ 91,684</b>	<b>\$ 245,587</b>	<b>\$ -</b>	<b>\$ 180,136</b>

**STATE OWNED FACILITY REQUIREMENT  
FY 2023**

<b>STATE OWNED FACILITIES</b>													
<b>LEASE ID</b>	<b>STATE FACILITY</b>	<b>COUNTY</b>	<b>CITY</b>	<b>DIVISION</b>	<b>SPACE USE</b>	<b>SQ FT</b>	<b>CPSF</b>	<b>FTE</b>	<b>ANNUAL RENT</b>	<b>ANNUAL SERVICES</b>	<b>GENERAL REVENUE</b>	<b>FED</b>	<b>OTHER</b>
<b>ELEMENTARY &amp; SECONDARY EDUCATION</b>													
01101759	ST JOSEPH	BUCHANAN	ST JOSEPH	ADULT LEARNING & REHAB-VR	OFFICE	4,863	\$ 8.43	17.00	\$ 40,995	\$ -	\$ -	\$ 40,995	\$ -
02601754	JEFFERSON BLDG.	COLE	JEFFERSON CITY	DIV FINANCE AND ADMINISTRATION	OFFICE	55,061	\$ 6.34	58.00	\$ 307,716	\$ -	\$ 235,151	\$ 72,565	\$ -
02601754	JEFFERSON BLDG.	COLE	JEFFERSON CITY	LEARNING SERVICES	OFFICE	60,908	\$ 6.34	67.00	\$ 386,157	\$ -	\$ 104,292	\$ 281,865	\$ -
02601754	JEFFERSON BLDG.	COLE	JEFFERSON CITY	COMMUNICATIONS	OFFICE	422	\$ 6.34	-	\$ 2,675	\$ -	\$ 2,675	\$ -	\$ -
02601754	JEFFERSON BLDG.	COLE	JEFFERSON CITY	ADULT LEARNING & REHAB-DDS	OFFICE	1,050	\$ 6.34	-	\$ 6,657	\$ -	\$ -	\$ 6,657	\$ -
02601754	JEFFERSON BLDG.	COLE	JEFFERSON CITY	OFFICE OF CHILDHOOD	OFFICE	19,803	\$ 6.34	-	\$ 125,551	\$ -	\$ -	\$ 125,551	\$ -
03901768	LANDERS-149 PARK CENTRAL SQ	GREENE	SPRINGFIELD	OFFICE OF CHILDHOOD	OFFICE	1,600	\$ 7.04	8.00	\$ 14,818	\$ -	\$ -	\$ 14,818	\$ -
04801763	FLETCHER DANIELS	JACKSON	KANSAS CITY	ADULT LEARNING & REHAB-VR	OFFICE	3,777	\$ 8.84	11.00	\$ 33,389	\$ -	\$ -	\$ 33,389	\$ -
04802702	TEASDALE-8800 E 63 ST	JACKSON	RAYTOWN	ADULT LEARNING & REHAB-DDS	OFFICE	16,919	\$ 7.16	-	\$ 121,140	\$ -	\$ -	\$ 121,140	\$ -
04802702	TEASDALE-8800 E 63 ST	JACKSON	RAYTOWN	ADULT LEARNING & REHAB-VR	OFFICE	6,438	\$ 7.16	-	\$ 46,096	\$ -	\$ -	\$ 46,096	\$ -
04802702	TEASDALE-8800 E 63 ST	JACKSON	RAYTOWN	ADULT LEARNING & REHAB-DESE	OFFICE	1,120	\$ 7.16	-	\$ 8,019	\$ -	\$ -	\$ 8,019	\$ -
04802702	TEASDALE-8800 E 63 ST	JACKSON	RAYTOWN	OFFICE OF CHILDHOOD	OFFICE	3,000	\$ 7.16	-	\$ 72,249	\$ -	\$ -	\$ 72,249	\$ -
99909602	9900 PAGE	OVERLAND	ST LOUIS	ADULT LEARNING & REHAB-VR	OFFICE	6,355	\$ 11.39	25.00	\$ 72,383	\$ -	\$ -	\$ 72,383	\$ -
09601163	SSC-7545 S LINDBERGH	ST. LOUIS	ST LOUIS	ADULT LEARNING & REHAB-DDS	OFFICE	22,347	\$ 19.00	-	\$ 422,702	\$ -	\$ -	\$ 422,702	\$ -
09601163	SSC-7545 S LINDBERGH	ST. LOUIS	ST LOUIS	ADULT LEARNING & REHAB-VR	OFFICE	5,350	\$ 19.00	83.00	\$ 101,650	\$ -	\$ -	\$ 101,650	\$ -
09601163	SSC-7545 S LINDBERGH	ST. LOUIS	ST LOUIS	ADULT LEARNING & REHAB-DESE	OFFICE	898	\$ 19.00	-	\$ 17,062	\$ -	\$ -	\$ 17,062	\$ -
09600839	NSC-4040 SEVEN HILLS	ST. LOUIS	ST LOUIS	ADULT LEARNING & REHAB-VR	OFFICE	4,190	\$ 12.99	9.00	\$ 54,428	\$ -	\$ -	\$ 54,428	\$ -
11501747	MILL CREEK - 220 S JEFFERSON	ST. LOUIS	ST LOUIS	OFFICE OF CHILDHOOD	OFFICE	3,800	\$ 8.32	19.00	\$ 40,697	\$ -	\$ -	\$ 40,697	\$ -
11501747	MILL CREEK	ST LOUIS CITY	ST LOUIS	ADULT LEARNING & REHAB-VR	OFFICE	3,429	\$ 8.32	10.00	\$ 28,529	\$ -	\$ -	\$ 28,529	\$ -
99909602	9900 PAGE	ST. LOUIS	OVERLAND	OFFICE OF CHILDHOOD	OFFICE	1,200	\$ 11.39	6.00	\$ 13,668	\$ -	\$ -	\$ -	\$ -
<b>Real Estate Services Allocation</b>									\$ <b>72,039</b>	\$ -	\$ <b>14,059</b>	\$ <b>57,980</b>	\$ -
<b>NDI-PAY PLAN</b>									\$ <b>37,597</b>	\$ -	\$ <b>7,461</b>	\$ <b>30,136</b>	\$ -
<b>NDI-COST TO CONTINUE PAY PLAN</b>									\$ <b>2,928</b>	\$ -	\$ <b>581</b>	\$ <b>2,347</b>	\$ -
<b>FY23 Elem. &amp; Secondary Education State Owned Requirement</b>						<b>221,330</b>	<b>\$ 8.37</b>	<b>307.00</b>	<b>\$ 2,015,477</b>	<b>\$ (50,603)</b>	<b>\$ 386,257</b>	<b>\$ 1,578,617</b>	<b>\$ -</b>
<b>GOVERNOR</b>													
02601753	CAPITOL BLDG.	COLE	JEFFERSON CITY	GOVERNOR	OFFICE	14,807	\$ 6.81	29.00	\$ 100,836	\$ -	\$ 100,836	\$ -	\$ -
02601756	GOVERNOR'S MANSION	COLE	JEFFERSON CITY	MANSION	OFFICE	17,571	\$ 18.79	-	\$ 330,160	\$ -	\$ 330,160	\$ -	\$ -
03901768	LANDERS-149 PARK CENTRAL SQ	GREENE	SPRINGFIELD	GOVERNOR	OFFICE	1,032	\$ 7.04	-	\$ 7,265	\$ -	\$ 7,265	\$ -	\$ -
04801763	FLETCHER DANIELS	JACKSON	KANSAS CITY	GOVERNOR	OFFICE	3,521	\$ 8.84	-	\$ 31,126	\$ -	\$ 31,126	\$ -	\$ -
11501748	WAINWRIGHT	ST. LOUIS	ST. LOUIS	GOVERNOR	OFFICE	2,755	\$ 7.50	-	\$ 20,662	\$ -	\$ 20,662	\$ -	\$ -
<b>Real Estate Services Allocation</b>									\$ <b>20,563</b>	\$ -	\$ <b>20,563</b>	\$ -	\$ -
<b>NDI-PAY PLAN</b>									\$ <b>10,730</b>	\$ -	\$ <b>10,730</b>	\$ -	\$ -
<b>NDI-COST TO CONTINUE PAY PLAN</b>									\$ <b>836</b>	\$ -	\$ <b>836</b>	\$ -	\$ -
<b>FY23 Governor State Owned Requirement</b>						<b>79,372</b>	<b>\$ 6.17</b>	<b>58.00</b>	<b>\$ 522,178</b>	<b>\$ 42,583</b>	<b>\$ 564,761</b>	<b>\$ -</b>	<b>\$ -</b>
<b>HEALTH &amp; SENIOR SERVICES</b>													
01101759	ST JOSEPH	BUCHANAN	ST. JOSEPH	ADMINISTRATION	OFFICE	3,636	\$ 8.43	10.00	\$ 38,298	\$ -	\$ 17,234	\$ 21,064	\$ -
02601742	HEALTH LAB	COLE	JEFFERSON CITY	COMMUNITY & PUBLIC HEALTH	LAB	98,622	\$ 10.94	99.00	\$ 1,134,671	\$ -	\$ 510,602	\$ 624,069	\$ -
03901768	LANDERS-149 PARK CENTRAL SQ	GREENE	SPRINGFIELD	DEPT OF HEALTH & SENIOR SVS	OFFICE	16,577	\$ 7.04	102.00	\$ 128,985	\$ -	\$ 58,043	\$ 70,942	\$ -
04801764	GATEWAY-1410 GENESEE	JACKSON	KANSAS CITY	DIRECTOR	OFFICE	17,040	\$ 8.22	71.00	\$ 196,719	\$ -	\$ 88,524	\$ 108,195	\$ -
04802702	TEASDALE-8800 E 63 ST	JACKSON	RAYTOWN	DEPT OF HEALTH & SENIOR SVS	OFFICE	8,892	\$ 7.16	-	\$ 127,310	\$ -	\$ 57,290	\$ 70,020	\$ -
07211786	NEW MADRID STATE OFFICE BUILDING	NEW MADRID	NEW MADRID	DEPT OF HEALTH & SENIOR SVS	OFFICE	1,602	\$ 11.36	-	\$ 87,936	\$ -	\$ 39,571	\$ 48,365	\$ -
09600991	JENNINGS-8501 LUCAS/HUNT	ST. LOUIS	ST. LOUIS	DEPT OF HEALTH & SENIOR SVS	OFFICE	4,462	\$ 17.02	24.00	\$ 87,936	\$ -	\$ 39,571	\$ 48,365	\$ -
11501747	MILL CREEK - 220 S JEFFERSON	ST. LOUIS	ST. LOUIS	DEPT OF HEALTH & SENIOR SVS	OFFICE	18,754	\$ 8.32	42.00	\$ 216,660	\$ -	\$ 97,497	\$ 119,163	\$ -
<b>Real Estate Services Allocation</b>									\$ <b>81,611</b>	\$ -	\$ <b>36,767</b>	\$ <b>44,844</b>	\$ -
<b>NDI-PAY PLAN</b>									\$ <b>41,126</b>	\$ -	\$ <b>19,079</b>	\$ <b>22,047</b>	\$ -
<b>NDI-COST TO CONTINUE PAY PLAN</b>									\$ <b>3,203</b>	\$ -	\$ <b>1,486</b>	\$ <b>1,717</b>	\$ -
<b>FY23 Health &amp; Senior Services State Owned Requirement</b>						<b>169,585</b>	<b>\$ 12.46</b>	<b>348.00</b>	<b>\$ 2,144,455</b>	<b>\$ 95,330</b>	<b>\$ 1,009,618</b>	<b>\$ 1,230,167</b>	<b>\$ -</b>
<b>HIGHER EDUCATION</b>													
02601755	TRUMAN BLDG.	COLE	JEFFERSON CITY	WORKFORCE DEVELOP	OFFICE	22,465	\$ 7.03	96.00	\$ 156,646	\$ -	\$ -	\$ 156,646	\$ -
02601755	TRUMAN BLDG.	COLE	JEFFERSON CITY	DHE ADMIN	OFFICE	23,008	\$ 7.03	88.00	\$ 150,632	\$ -	\$ 150,632	\$ -	\$ -
04801764	GATEWAY-1410 GENESEE	JACKSON	KANSAS CITY	WORKFORCE DEVELOPMENT	OFFICE	173	\$ 8.22	1.00	\$ 1,422	\$ -	\$ -	\$ 1,422	\$ -
04901771	DHEWD/JOPLIN-730 WALL	JASPER	JOPLIN	WORKFORCE DEVELOPMENT	OFFICE	22,417	\$ 8.15	13.00	\$ 182,699	\$ -	\$ 34,713	\$ 147,986	\$ -
06401752	DHEWD/HANNIBAL	MARION	HANNIBAL	WORKFORCE DEVELOPMENT	OFFICE	7,609	\$ 6.84	6.00	\$ 52,046	\$ -	\$ -	\$ 52,046	\$ -
10001736	DHEWD/SIKESTON	SCOTT	SIKESTON	WORKFORCE DEVELOPMENT	OFFICE	6,478	\$ 5.25	11.00	\$ 34,010	\$ -	\$ -	\$ 34,010	\$ -
09600839	NSC-4040 SEVEN HILLS	ST. LOUIS	ST LOUIS	WORKFORCE DEVELOPMENT	OFFICE	6,091	\$ 12.99	13.00	\$ 79,122	\$ -	\$ -	\$ 79,122	\$ -
<b>Real Estate Services Allocation</b>									\$ <b>27,316</b>	\$ -	\$ <b>7,285</b>	\$ <b>20,031</b>	\$ -
<b>NDI-PAY PLAN</b>									\$ <b>14,440</b>	\$ -	\$ <b>4,015</b>	\$ <b>10,425</b>	\$ -
<b>NDI-COST TO CONTINUE PAY PLAN</b>									\$ <b>1,125</b>	\$ -	\$ <b>313</b>	\$ <b>812</b>	\$ -
<b>FY23 Higher Education State Owned Requirement</b>						<b>176,482</b>	<b>\$ 3.72</b>	<b>456.00</b>	<b>\$ 699,458</b>	<b>\$ 50,974</b>	<b>\$ 200,306</b>	<b>\$ 550,126</b>	<b>\$ -</b>

**STATE OWNED FACILITY REQUIREMENT  
FY 2023**

<b>STATE OWNED FACILITIES</b>														
<b>LEASE ID</b>	<b>STATE FACILITY</b>	<b>COUNTY</b>	<b>CITY</b>	<b>DIVISION</b>	<b>SPACE USE</b>	<b>SQ FT</b>	<b>CPSF</b>	<b>FTE</b>	<b>ANNUAL RENT</b>	<b>ANNUAL SERVICES</b>	<b>GENERAL REVENUE</b>	<b>FED</b>	<b>OTHER</b>	
<b>INSURANCE, FINANCE, &amp; PROFESSIONAL REGISTRATION</b>														
02601745	PROFESSIONAL REG.	COLE	JEFFERSON CITY	PROFESSIONAL REGISTRATION	OFFICE	35,241	\$ 7.40	165.00	\$ 260,743	\$ -	\$ -	\$ -	\$ 260,743	
02601755	TRUMAN BLDG.	COLE	JEFFERSON CITY	DEPARTMENT OF INSURANCE	OFFICE	51,464	\$ 7.03	161.71	\$ 364,892	\$ -	\$ -	\$ -	\$ 364,892	
02601755	TRUMAN BLDG.	COLE	JEFFERSON CITY	CREDIT UNION	OFFICE	4,040	\$ 7.03	6.00	\$ 28,672	\$ -	\$ -	\$ -	\$ 28,672	
02601755	TRUMAN BLDG.	COLE	JEFFERSON CITY	DIVISION OF FINANCE	OFFICE	14,743	\$ 7.03	41.00	\$ 103,643	\$ -	\$ -	\$ -	\$ 103,643	
04801763	FLETCHER DANIELS	JACKSON	KANSAS CITY	DIVISION OF FINANCE	OFFICE	4,612	\$ 8.84	15.00	\$ 40,883	\$ -	\$ -	\$ -	\$ 40,883	
04801763	FLETCHER DANIELS	JACKSON	KANSAS CITY	DEPARTMENT OF INSURANCE	OFFICE	5,766	\$ 8.84	11.00	\$ 51,521	\$ -	\$ -	\$ -	\$ 51,521	
04801763	FLETCHER DANIELS	JACKSON	KANSAS CITY	PUBLIC SERVICE COMMISSION	OFFICE	7,240	\$ 8.84	8.00	\$ 66,912	\$ -	\$ -	\$ -	\$ 66,912	
11501748	WAINWRIGHT	ST. LOUIS	ST. LOUIS	PUBLIC SERVICE COMMISSION	OFFICE	5,027	\$ 7.50	9.00	\$ 40,685	\$ -	\$ -	\$ -	\$ 40,685	
11501748	WAINWRIGHT	ST. LOUIS	ST. LOUIS	DEPARTMENT OF INSURANCE	OFFICE	5,743	\$ 7.50	17.00	\$ 44,073	\$ -	\$ -	\$ -	\$ 44,073	
99909602	9900 PAGE	ST. LOUIS	OVERLAND	DIVISION OF FINANCE	OFFICE	4,035	\$ 11.39	18.00	\$ 45,959	\$ -	\$ -	\$ -	\$ 45,959	
									<b>Real Estate Services Allocation</b>					
									<b>NDI-PAY PLAN</b>	\$ 40,297	\$ -	\$ -	\$ -	
									<b>NDI-COST TO CONTINUE PAY PLAN</b>	\$ 20,691	\$ -	\$ -	\$ -	
									<b>\$ 1,611</b>	\$ -	\$ -	\$ -	<b>\$ 1,611</b>	
<b>FY23 Insurance State Owned Requirement</b>						<b>275,822</b>	<b>\$ 3.78</b>	<b>903.42</b>	<b>\$ 1,110,582</b>	<b>\$ (4,086)</b>	<b>\$ -</b>	<b>\$ -</b>	<b>\$ 1,106,496</b>	
<b>JUDICIARY</b>														
02601762	SUPREME COURT	COLE	JEFFERSON CITY	JUDICIARY	OFFICE	46,145	\$ 4.90	83.00	\$ 251,563	\$ -	\$ 251,563	\$ -	\$ -	
									<b>Real Estate Services Allocation</b>					
									<b>NDI-PAY PLAN</b>	\$ 9,841	\$ -	\$ -	\$ -	
									<b>NDI-COST TO CONTINUE PAY PLAN</b>	\$ 4,572	\$ -	\$ -	\$ -	
									<b>\$ 356</b>	\$ -	\$ -	\$ -	<b>\$ 356</b>	
<b>FY23 Judiciary State Owned Requirement</b>						<b>46,145</b>	<b>\$ 5.52</b>	<b>83.00</b>	<b>\$ 266,332</b>	<b>\$ 3,325</b>	<b>\$ 269,657</b>	<b>\$ -</b>	<b>\$ -</b>	
<b>LABOR &amp; INDUSTRIAL RELATIONS</b>														
01101759	ST JOSEPH	BUCHANAN	ST. JOSEPH	WORKERS COMPENSATION	OFFICE	2,784	\$ 8.43	4.00	\$ 23,469	\$ -	\$ -	\$ -	\$ 23,469	
02601772	W. TRUMAN	COLE	JEFFERSON CITY	COMMISSION ON HUMAN RIGHTS	OFFICE	4,828	\$ 8.54	12.00	\$ 41,931	\$ -	\$ 14,881	\$ 27,050	\$ -	
02601772	W. TRUMAN	COLE	JEFFERSON CITY	LABOR & INDUSTRIAL REL COMM	OFFICE	3,627	\$ 8.54	14.00	\$ 30,976	\$ -	\$ 310	\$ 12,827	\$ 17,839	
02601772	W. TRUMAN	COLE	JEFFERSON CITY	DIV WORKER'S COMPENSATION	OFFICE	21,277	\$ 8.54	76.00	\$ 183,106	\$ -	\$ -	\$ -	\$ 183,106	
02601772	W. TRUMAN	COLE	JEFFERSON CITY	BOARD OF MEDIATION	OFFICE	261	\$ 8.54	2.00	\$ 2,229	\$ -	\$ 2,229	\$ -	\$ -	
02601772	W. TRUMAN	COLE	JEFFERSON CITY	DLS ON-SITE CONSULT	OFFICE	708	\$ 8.54	4.00	\$ 6,453	\$ -	\$ -	\$ 6,453	\$ -	
02601772	W. TRUMAN	COLE	JEFFERSON CITY	4805 W TRUMAN GR DLS	OFFICE	2,755	\$ 8.54	-	\$ 26,412	\$ -	\$ 26,412	\$ -	\$ -	
02601772	W. TRUMAN	COLE	JEFFERSON CITY	4805 W TRUMAN WC DLS	OFFICE	473	\$ 8.54	-	\$ 4,397	\$ -	\$ -	\$ -	\$ 4,397	
02601773	ESB-421 E. DUNKLIN	COLE	JEFFERSON CITY	EMPLOYMENT SECURITY	OFFICE	42,368	\$ 6.44	12.00	\$ 292,903	\$ -	\$ -	\$ 292,903	\$ -	
02601773	ESB-421 E. DUNKLIN	COLE	JEFFERSON CITY	DIRECTOR & STAFF	OFFICE	74,388	\$ 6.44	513.00	\$ 519,059	\$ -	\$ -	\$ 519,059	\$ -	
02601805	620 ADAMS WAREHOUSE	COLE	JEFFERSON CITY	DIRECTOR & STAFF	OFFICE	6,755	\$ 4.59	-	\$ 32,654	\$ -	\$ -	\$ 32,654	\$ -	
03901769	SPRINGFIELD-WALNUT ST	GREENE	SPRINGFIELD	EMPLOYMENT SECURITY	OFFICE	20,059	\$ 6.36	73.50	\$ 128,777	\$ -	\$ -	\$ 128,777	\$ -	
04801764	GATEWAY-1410 GENESEE	JACKSON	KANSAS CITY	EMPLOYMENT SECURITY	OFFICE	19,517	\$ 8.22	53.00	\$ 171,094	\$ -	\$ -	\$ 171,094	\$ -	
04801764	GATEWAY-1410 GENESEE	JACKSON	KANSAS CITY	WORKERS COMPENSATION	OFFICE	10,793	\$ 8.22	13.00	\$ 90,018	\$ -	\$ -	\$ -	\$ 90,018	
04801764	GATEWAY-1410 GENESEE	JACKSON	KANSAS CITY	HUMAN RIGHTS	OFFICE	1,525	\$ 8.22	6.00	\$ 12,832	\$ -	\$ 4,554	\$ 8,278	\$ -	
04901771	DHEWD/JOPLIN-730 WALL	JASPER	JOPLIN	EMPLOYMENT SECURITY	OFFICE	456	\$ 8.15	1.00	\$ 3,717	\$ -	\$ -	\$ 3,717	\$ -	
06401752	DHEWD/HANNIBAL	MARION	HANNIBAL	EMPLOYMENT SECURITY	OFFICE	405	\$ 6.84	2.00	\$ 2,771	\$ -	\$ -	\$ 2,771	\$ -	
11501748	WAINWRIGHT	ST. LOUIS	ST. LOUIS	WORKERS COMPENSATION	OFFICE	17,145	\$ 7.50	26.00	\$ 129,988	\$ -	\$ -	\$ -	\$ 129,988	
11501748	WAINWRIGHT	ST. LOUIS	ST. LOUIS	EMPLOYMENT SECURITY	OFFICE	22,525	\$ 7.50	86.00	\$ 175,938	\$ -	\$ -	\$ 175,938	\$ -	
11501748	WAINWRIGHT	ST. LOUIS	ST. LOUIS	HUMAN RIGHTS	OFFICE	5,335	\$ 7.50	10.00	\$ 40,813	\$ -	\$ 16,813	\$ 24,000	\$ -	
									<b>Real Estate Services Allocation</b>					
									<b>NDI-PAY PLAN</b>	\$ 83,910	\$ -	\$ 2,575	\$ 48,057	\$ 33,278
									<b>NDI-COST TO CONTINUE PAY PLAN</b>	\$ 41,703	\$ -	\$ 1,275	\$ 23,670	\$ 16,758
									<b>\$ 3,247</b>	\$ -	\$ 99	\$ 2,334	\$ 814	
<b>FY23 Labor &amp; Industrial Relations State Owned Requirement</b>						<b>257,984</b>	<b>\$ 8.42</b>	<b>907.50</b>	<b>\$ 2,048,397</b>	<b>\$ 253,898</b>	<b>\$ 70,612</b>	<b>\$ 1,318,861</b>	<b>\$ 912,822</b>	
<b>LEGISLATURE</b>														
02601753	CAPITOL BLDG.	COLE	JEFFERSON CITY	LEGISLATURE	OFFICE	284,594	\$ 6.81	634.00	\$ 1,938,086	\$ -	\$ 1,938,086	\$ -	\$ -	
									<b>Real Estate Services Allocation</b>					
									<b>NDI-PAY PLAN</b>	\$ 78,568	\$ -	\$ 78,568	\$ -	
									<b>NDI-COST TO CONTINUE PAY PLAN</b>	\$ 37,828	\$ -	\$ 37,828	\$ -	
									<b>\$ 2,946</b>	\$ -	\$ 2,946	\$ -	<b>\$ -</b>	
<b>FY23 Legislature State Owned Requirement</b>						<b>284,594</b>	<b>\$ 6.81</b>		<b>\$ 2,057,428</b>	<b>\$ 18,546</b>	<b>\$ 2,075,974</b>	<b>\$ -</b>	<b>\$ -</b>	
<b>LT. GOVERNOR</b>														
02601753	CAPITOL BLDG.	COLE	JEFFERSON CITY	LT. GOVERNOR	OFFICE	5,330	\$ 6.81	7.00	\$ 36,298	\$ -	\$ 36,298	\$ -	\$ -	
									<b>Real Estate Services Allocation</b>					
									<b>NDI-PAY PLAN</b>	\$ 1,470	\$ -	\$ 1,470	\$ -	
									<b>NDI-COST TO CONTINUE PAY PLAN</b>	\$ 709	\$ -	\$ 709	\$ -	
									<b>\$ 55</b>	\$ -	\$ 55	\$ -	<b>\$ -</b>	
<b>FY23 Lt. Governor State Owned Requirement</b>						<b>5,330</b>	<b>\$ 6.81</b>	<b>7.00</b>	<b>\$ 38,532</b>	<b>\$ 346</b>	<b>\$ 38,878</b>	<b>\$ -</b>	<b>\$ -</b>	

**STATE OWNED FACILITY REQUIREMENT  
FY 2023**

STATE OWNED FACILITIES															
LEASE ID	STATE FACILITY	COUNTY	CITY	DIVISION	SPACE USE	SQ FT	CPSF	FTE	ANNUAL RENT	ANNUAL SERVICES	GENERAL REVENUE	FED	OTHER		
<b>MENTAL HEALTH</b>															
01101759	ST JOSEPH	BUCHANAN	ST. JOSEPH	DIVISION OF MRDD	OFFICE	2,276	\$ 8.43	3.00	\$ 18,511	\$ -	\$ 8,983	\$ 9,528	\$ -		
02601739	DMH-ROBERTS BLDG	COLE	JEFFERSON CITY	DIVISION OF ADA	OFFICE	12,257	\$ 6.36	48.00	\$ 76,684	\$ -	\$ 33,928	\$ 36,769	\$ 5,987		
02601739	DMH-ROBERTS BLDG	COLE	JEFFERSON CITY	DIVISION OF CPS	OFFICE	8,053	\$ 6.36	35.00	\$ 50,203	\$ -	\$ 29,692	\$ 20,511	\$ -		
02601739	DMH-ROBERTS BLDG	COLE	JEFFERSON CITY	ADMINISTRATION	OFFICE	19,881	\$ 6.36	56.00	\$ 122,389	\$ -	\$ 112,262	\$ 10,127	\$ -		
02601739	DMH-ROBERTS BLDG	COLE	JEFFERSON CITY	DEPT OF MENTAL HEALTH	OFFICE	16,396	\$ 6.36	40.00	\$ 101,238	\$ -	\$ 85,462	\$ 15,776	\$ -		
02601739	DMH-ROBERTS BLDG	COLE	JEFFERSON CITY	DIVISION OF MRDD	OFFICE	11,283	\$ 6.36	47.00	\$ 70,071	\$ -	\$ 47,081	\$ 22,990	\$ -		
04802702	TEASDALE-8800 E 63 ST	JACKSON	RAYTOWN	DIVISION OF MRDD	OFFICE	1,470	\$ 7.16	7.00	\$ 10,187	\$ -	\$ 4,705	\$ 5,482	\$ -		
09600839	NSC-4040 SEVEN HILLS	ST. LOUIS	ST LOUIS	ST LOUIS RC	OFFICE	21,213	\$ 12.99	125.00	\$ 263,057	\$ -	\$ 263,057	\$ -	\$ -		
99909602	9900 PAGE	ST. LOUIS	OVERLAND	ST LOUIS RC	OFFICE	7,136	\$ 11.39	43.00	\$ 77,562	\$ -	\$ 77,562	\$ -	\$ -		
11501748	WAINWRIGHT	ST. LOUIS	ST. LOUIS	DEPT OF MENTAL HEALTH	OFFICE	27,987	\$ 7.50	82.00	\$ 203,849	\$ -	\$ 124,071	\$ 79,778	\$ -		
<b>Real Estate Services Allocation</b>											<b>\$ 44,000</b>	<b>\$ -</b>	<b>\$ 35,239</b>	<b>\$ 8,507</b>	<b>\$ 254</b>
<b>NDI-PAY PLAN</b>											<b>\$ 23,561</b>	<b>\$ -</b>	<b>\$ 19,001</b>	<b>\$ 4,423</b>	<b>\$ 137</b>
<b>NDI-COST TO CONTINUE PAY PLAN</b>											<b>\$ 1,835</b>	<b>\$ -</b>	<b>\$ 1,480</b>	<b>\$ 344</b>	<b>\$ 11</b>
<b>FY23 Mental Health State Owned Requirement</b>						<b>127,952</b>	<b>\$ 8.91</b>	<b>486.00</b>	<b>\$ 1,063,147</b>	<b>\$ 145,932</b>	<b>\$ 968,489</b>	<b>\$ 233,613</b>	<b>\$ 6,977</b>		
<b>NATURAL RESOURCES</b>															
02601740	DEQ LAB	COLE	JEFFERSON CITY	ENVIRONMENTAL SERVICES	LAB	31,023	8.57	76.00	\$ 263,867	\$ -	\$ 75,722	\$ 88,988	\$ 99,157		
02601741	LEWIS & CLARK-1101 RIVERSIDE DR	COLE	JEFFERSON CITY	DNR	OFFICE	90,357	6.44	299.00	\$ 571,726	\$ -	\$ 182,818	\$ 167,303	\$ 221,605		
02601753	CAPITOL BLDG.	COLE	JEFFERSON CITY	STATE PARKS	OFFICE	943	6.81	5.00	\$ 6,422	\$ -	\$ 6,422	\$ -	\$ -		
02602248	SURPLUS - RIVERSIDE	COLE	JEFFERSON CITY		OFFICE	21,669	9.67	5.00	\$ 209,539	\$ -	\$ 209,539	\$ -	\$ -		
09601163	SSC-7545 S LINDBERGH	ST. LOUIS	ST. LOUIS	DIV ENVIRONMENTAL QUALITY	OFFICE	13,516	19	57.00	\$ 254,377	\$ -	\$ 58,493	\$ 10,045	\$ 185,839		
<b>Real Estate Services Allocation</b>											<b>\$ 46,811</b>	<b>\$ -</b>	<b>\$ 35,239</b>	<b>\$ 8,507</b>	<b>\$ 22,515</b>
<b>NDI-PAY PLAN</b>											<b>\$ 24,603</b>	<b>\$ -</b>	<b>\$ 7,269</b>	<b>\$ 5,326</b>	<b>\$ 12,008</b>
<b>NDI-COST TO CONTINUE PAY PLAN</b>											<b>\$ 1,915</b>	<b>\$ -</b>	<b>\$ 566</b>	<b>\$ 415</b>	<b>\$ 934</b>
<b>FY23 Natural Resources State Owned Requirement</b>						<b>157,508</b>	<b>\$ 7.70</b>	<b>442.00</b>	<b>\$ 1,379,260</b>	<b>\$ (93,500)</b>	<b>\$ 385,198</b>	<b>\$ 281,973</b>	<b>\$ 618,589</b>		
<b>OFFICE OF ADMINISTRATION</b>															
01101759	ST JOSEPH	BUCHANAN	ST. JOSEPH	FACILITIES MGMT, DESIGN & CONS	OFFICE	1,878	\$ 8.43	3.00	\$ 15,832	\$ -	\$ -	\$ -	\$ 15,832		
01101759	ST JOSEPH	BUCHANAN	ST. JOSEPH	INFO TECHNOLOGY SERVICES DIV	OFFICE	347	\$ 8.43	2.00	\$ 2,925	\$ -	\$ 2,925	\$ -	\$ -		
01101759	ST JOSEPH	BUCHANAN	ST. JOSEPH	VACANT	OFFICE	2,497	\$ 8.43	-	\$ 21,050	\$ -	\$ 21,050	\$ -	\$ -		
02601741	LEWIS & CLARK-1101 RIVERSIDE DR	COLE	JEFFERSON CITY	INFO TECHNOLOGY SERVICES DIV	OFFICE	460	\$ 6.44	3.00	\$ 2,962	\$ -	\$ 2,962	\$ -	\$ -		
02601753	CAPITOL BLDG.	COLE	JEFFERSON CITY	BUDGET AND PLANNING	OFFICE	10,578	\$ 6.81	27.00	\$ 72,037	\$ -	\$ 72,037	\$ -	\$ -		
02601753	CAPITOL BLDG.	COLE	JEFFERSON CITY	OA-FMDC/COMMON	OFFICE	50,138	\$ 6.81	10.00	\$ 341,440	\$ -	\$ 341,440	\$ -	\$ -		
02601753	CAPITOL BLDG.	COLE	JEFFERSON CITY	MBO PRESS	OFFICE	4,411	\$ 6.81	-	\$ 30,039	\$ -	\$ 30,039	\$ -	\$ -		
02601753	CAPITOL BLDG.	COLE	JEFFERSON CITY	FACILITIES MGMT, DESIGN & CONS	OFFICE	5,015	\$ 6.81	10.00	\$ 34,153	\$ -	\$ -	\$ -	\$ 34,153		
02601753	CAPITOL BLDG.	COLE	JEFFERSON CITY	OA COMMISSIONER	OFFICE	3,044	\$ 6.81	9.00	\$ 20,730	\$ -	\$ 20,730	\$ -	\$ -		
02601753	CAPITOL BLDG.	COLE	JEFFERSON CITY	REAL ESTATE SERVICES	CAFETERIA	2,700	\$ 6.81	-	\$ 18,387	\$ -	\$ 18,387	\$ -	\$ -		
02601754	JEFFERSON BLDG.	COLE	JEFFERSON CITY	FACILITIES MGMT, DESIGN & CONS	OFFICE	3,550	\$ 6.34	4.00	\$ 22,507	\$ -	\$ -	\$ -	\$ 22,507		
02601754	JEFFERSON BLDG.	COLE	JEFFERSON CITY	DIV OF GENERAL SERVICES	OFFICE	1,971	\$ 6.34	1.00	\$ 12,496	\$ -	\$ 12,496	\$ -	\$ -		
02601754	TRUMAN BLDG.	COLE	JEFFERSON CITY	FMDC - VACANT	OFFICE	18,813	\$ 6.34	-	\$ 119,274	\$ -	\$ 119,274	\$ -	\$ -		
02601755	TRUMAN BLDG.	COLE	JEFFERSON CITY	ACCOUNTING	OFFICE	19,569	\$ 7.03	49.00	\$ 137,570	\$ -	\$ 137,570	\$ -	\$ -		
02601755	TRUMAN BLDG.	COLE	JEFFERSON CITY	CHILDREN'S TRUST FUND	OFFICE	3,426	\$ 7.03	4.00	\$ 24,085	\$ -	\$ -	\$ -	\$ 24,085		
02601755	TRUMAN BLDG.	COLE	JEFFERSON CITY	CO/SUPPLIER & WORKFORCE DEV	OFFICE	2,014	\$ 7.03	6.48	\$ 14,158	\$ -	\$ 14,158	\$ -	\$ -		
02601755	TRUMAN BLDG.	COLE	JEFFERSON CITY	FACILITIES MGMT, DESIGN & CONS	OFFICE	23,729	\$ 7.03	115.00	\$ 166,815	\$ -	\$ -	\$ -	\$ 166,815		
02601755	TRUMAN BLDG.	COLE	JEFFERSON CITY	DIV OF GENERAL SERVICES	OFFICE	14,393	\$ 7.03	22.00	\$ 101,183	\$ -	\$ 101,183	\$ -	\$ -		
02601755	TRUMAN BLDG.	COLE	JEFFERSON CITY	INFO TECHNOLOGY SERVICES DIV	OFFICE	129,490	\$ 7.03	275.00	\$ 910,315	\$ -	\$ 910,315	\$ -	\$ -		
02601755	TRUMAN BLDG.	COLE	JEFFERSON CITY	GOVERNOR'S COUNCIL ON DISABILI	OFFICE	3,184	\$ 7.03	2.00	\$ 22,384	\$ -	\$ 22,384	\$ -	\$ -		
02601755	TRUMAN BLDG.	COLE	JEFFERSON CITY	COMMISSIONER'S OFFICE	OFFICE	682	\$ 7.03	1.00	\$ 4,794	\$ -	\$ 4,794	\$ -	\$ -		
02601755	TRUMAN BLDG.	COLE	JEFFERSON CITY	COMMISSIONER'S OFFICE	OFFICE	2,648	\$ 7.03	5.00	\$ 18,615	\$ -	\$ 18,615	\$ -	\$ -		
02601755	TRUMAN BLDG.	COLE	JEFFERSON CITY	PERSONNEL	OFFICE	27,653	\$ 7.03	75.00	\$ 194,401	\$ -	\$ 194,401	\$ -	\$ -		
02601755	TRUMAN BLDG.	COLE	JEFFERSON CITY	PURCHASING	OFFICE	15,208	\$ 7.03	36.00	\$ 106,912	\$ -	\$ 106,912	\$ -	\$ -		
02601775	OA GARAGE-705 MO BLVD	COLE	JEFFERSON CITY	GENERAL SERVICES	GARAGE	11,379	\$ 4.04	7.45	\$ 45,971	\$ -	\$ 45,971	\$ -	\$ -		
02601776	SIMPSON-709 MO BLVD	COLE	JEFFERSON CITY	FACILITIES MGMT, DESIGN & CONS	OFFICE	11,907	\$ 3.99	14.98	\$ 47,509	\$ -	\$ -	\$ -	\$ 47,509		
02601773	ESB-421 E. DUNKLIN	COLE	JEFFERSON CITY	INFO TECHNOLOGY SERVICES DIV	OFFICE	18,429	\$ 6.44	77.00	\$ 118,683	\$ -	\$ 118,683	\$ -	\$ -		
02601773	ESB-421 E. DUNKLIN	COLE	JEFFERSON CITY	FMDC - VACANT	OFFICE	25,977	\$ 6.44	-	\$ 167,292	\$ -	\$ 167,292	\$ -	\$ -		
02601774	BROADWAY BLDG.	COLE	JEFFERSON CITY	FACILITIES MGMT, DESIGN & CONS	OFFICE	1,372	\$ 6.48	4.00	\$ 8,891	\$ -	\$ -	\$ -	\$ 8,891		
02601805	620 ADAMS WAREHOUSE	COLE	JEFFERSON CITY	FACILITIES MGMT, DESIGN & CONS	OFFICE	1,949	\$ 4.59	11.00	\$ 8,946	\$ -	\$ -	\$ -	\$ 8,946		
02601837	2846 HIGHWAY 179	COLE	JEFFERSON CITY	DIV OF GENERAL SERVICES	WAREHOUSE	18,719	\$ 3.51	-	\$ 65,704	\$ -	\$ 65,704	\$ -	\$ -		
02602545	605 HOWARD ST WAREHOUSE	COLE	JEFFERSON CITY	FACILITIES MGMT, DESIGN & CONS	STORAGE	1,000	\$ 3.51	-	\$ 3,510	\$ -	\$ -	\$ -	\$ 3,510		
02602225	MAUS HOUSE-115 JEFFERSON	COLE	JEFFERSON CITY	REAL ESTATE SERVICES	OFFICE	843	\$ 10.00	-	\$ 8,430	\$ -	\$ 8,430	\$ -	\$ -		
02602438	RICHMOND HILL	COLE	JEFFERSON CITY	CAPITOL POLICE	OFFICE	3,730	\$ 6.41	40.00	\$ 23,909	\$ -	\$ -	\$ -	\$ 23,909		
03901768	LANDERS-149 PARK CENTRAL SQ	GREENE	SPRINGFIELD	FACILITIES MGMT, DESIGN & CONS	OFFICE	7,044	\$ 10.52	3.00	\$ 74,103	\$ -	\$ -	\$ -	\$ 74,103		
04801763	FLETCHER DANIELS	JACKSON	KANSAS CITY	FACILITIES MGMT, DESIGN & CONS	OFFICE	3,314	\$ 8.84	11.00	\$ 29,296	\$ -	\$ -	\$ -	\$ 29,296		
04801763	FLETCHER DANIELS	JACKSON	KANSAS CITY	INFO TECHNOLOGY SERVICES DIV	OFFICE	3,573	\$ 8.84	-	\$ 31,585	\$ -	\$ 31,585	\$ -	\$ -		
04801763	FLETCHER DANIELS	JACKSON	KANSAS CITY	OFFICE OF SUPPLIER & WORKFOR	OFFICE	859	\$ 8.84	-	\$ 7,594	\$ -	\$ 7,594	\$ -	\$ -		
04802702	TEASDALE-8800 E 63 ST	JACKSON	RAYTOWN	FMDC - VACANT	OFFICE	4,483	\$ 7.16	-	\$ 32,098	\$ -	\$ 32,098	\$ -	\$ -		



**STATE OWNED FACILITY REQUIREMENT  
FY 2023**

<b>STATE OWNED FACILITIES</b>														
<b>LEASE ID</b>	<b>STATE FACILITY</b>	<b>COUNTY</b>	<b>CITY</b>	<b>DIVISION</b>	<b>SPACE USE</b>	<b>SQ FT</b>	<b>CPSF</b>	<b>FTE</b>	<b>ANNUAL RENT</b>	<b>ANNUAL SERVICES</b>	<b>GENERAL REVENUE</b>	<b>FED</b>	<b>OTHER</b>	
<b>OFFICE OF ADMINISTRATION - CONTINUED</b>														
04801764	GATEWAY-1410 GENESEE	JACKSON	KANSAS CITY	FACILITIES MGMT, DESIGN & CONS	OFFICE	227	\$ 8.22	2.00	\$ 1,866	\$ -	\$ -	\$ -	\$ 1,866	
04801764	GATEWAY-1410 GENESEE	JACKSON	KANSAS CITY	FMDC - VACANT	OFFICE	629	\$ 8.22	-	\$ 5,170	\$ -	\$ 5,170	\$ -	\$ -	
07211786	NEW MADRID ST OFFICE BLDG	NEW MADRID	NEW MADRID	FMDC - VACANT	OFFICE	3,116	\$ 11.36	-	\$ 35,398	\$ -	\$ -	\$ -	\$ 35,398	
09601163	SSC-7545 S LINDBERGH	ST. LOUIS	ST. LOUIS	FACILITIES MGMT, DESIGN & CONS	OFFICE	102	\$ 19.00	1.00	\$ 1,938	\$ -	\$ -	\$ -	\$ 1,938	
09601163	SSC-7545 S LINDBERGH	ST. LOUIS	ST. LOUIS	FMDC - VACANT	OFFICE	2,544	\$ 19.00	-	\$ 48,336	\$ -	\$ -	\$ -	\$ 48,336	
99909602	9900 PAGE	ST. LOUIS	OVERLAND	FACILITIES MGMT, DESIGN & CONS	OFFICE	190	\$ 11.39	1.00	\$ 2,164	\$ -	\$ -	\$ -	\$ 2,164	
11501748	WAINWRIGHT	ST. LOUIS	ST. LOUIS	OFFICE OF EQUAL OPPORTUNITY	OFFICE	252	\$ 7.50	-	\$ 1,890	\$ -	\$ 1,890	\$ -	\$ -	
11501748	WAINWRIGHT	ST. LOUIS	ST. LOUIS	DIV OF INFORMATION SERVICES	OFFICE	5,257	\$ 7.50	-	\$ 39,428	\$ -	\$ 39,428	\$ -	\$ -	
11501748	WAINWRIGHT	ST. LOUIS	ST. LOUIS	ADMINISTRATIVE HEARING COMM	OFFICE	1,293	\$ 7.50	-	\$ 9,698	\$ -	\$ 9,698	\$ -	\$ -	
11501748	WAINWRIGHT	ST. LOUIS	ST. LOUIS	FACILITIES MGMT, DESIGN & CONS	OFFICE	2,333	\$ 7.50	8.00	\$ 17,498	\$ -	\$ -	\$ -	\$ 17,498	
11501748	WAINWRIGHT	ST. LOUIS	ST. LOUIS	FMDC - VACANT	OFFICE	22,501	\$ 7.50	-	\$ 168,758	\$ -	\$ 168,758	\$ -	\$ -	
11501749	PRINCE HALL	ST. LOUIS	ST. LOUIS	FMDC - VACANT	OFFICE	71,652	\$ 3.43	-	\$ 245,766	\$ -	\$ 245,766	\$ -	\$ -	
11501749	PRINCE HALL	ST. LOUIS	ST. LOUIS	FACILITIES MGMT, DESIGN & CONS	OFFICE	649	\$ 3.43	8.00	\$ 2,226	\$ -	\$ -	\$ -	\$ 2,226	
<b>Real Estate Services Allocation</b>									\$	<b>158,183</b>	\$	<b>139,492</b>	\$	<b>18,691</b>
<b>NDI-PAY PLAN</b>									\$	<b>80,349</b>	\$	<b>70,124</b>	\$	<b>10,225</b>
<b>NDI-COST TO CONTINUE PAY PLAN</b>									\$	<b>6,256</b>	\$	<b>5,460</b>	\$	<b>796</b>
<b>FY23 Office of Administration State Owned Requirement</b>						<b>1,145,442</b>	<b>\$ 3.55</b>	<b>847.91</b>	<b>\$ 3,913,509</b>	<b>\$ 395,293</b>	<b>\$ 3,794,961</b>	<b>\$ -</b>	<b>\$ 513,841</b>	
<b>PUBLIC SAFETY</b>														
01101759	ST JOSEPH	BUCHANAN	ST. JOSEPH	VETERANS COMMISSION	OFFICE	1,143	\$ 8.43	2.00	\$ 9,635	\$ -	\$ -	\$ -	\$ 9,635	
02601741	LEWIS & CLARK-1101 RIVERSIDE DR	COLE	JEFFERSON CITY	PUBLIC SAFETY	OFFICE	2,172	\$ 6.44	-	\$ 13,988	\$ -	\$ 13,988	\$ -	\$ -	
02601741	LEWIS & CLARK-1101 RIVERSIDE DR	COLE	JEFFERSON CITY	OFFICE OF THE DIRECTOR	OFFICE	19,372	\$ 6.44	64.92	\$ 126,047	\$ -	\$ 126,047	\$ -	\$ -	
02601753	CAPITOL BLDG.	COLE	JEFFERSON CITY	CAPITOL POLICE	OFFICE	418	\$ 6.81	15.00	\$ 2,847	\$ -	\$ 2,847	\$ -	\$ -	
02601754	JEFFERSON BLDG.	COLE	JEFFERSON CITY	FIRE SAFETY	OFFICE	16,109	\$ 6.34	66.98	\$ 102,131	\$ -	\$ 102,131	\$ -	\$ -	
02601754	JEFFERSON BLDG.	COLE	JEFFERSON CITY	VETERANS COMMISSION	OFFICE	15,908	\$ 6.34	24.00	\$ 100,872	\$ -	\$ -	\$ -	\$ 100,872	
02601755	TRUMAN BLDG.	COLE	JEFFERSON CITY	CAPITOL POLICE	OFFICE	1,194	\$ 7.03	5.00	\$ 8,394	\$ -	\$ 8,394	\$ -	\$ -	
03901769	SPRINGFIELD-WALNUT ST	GREENE	SPRINGFIELD	DIVISION OF LIQUOR CONTROL	OFFICE	4,257	\$ 6.36	5.00	\$ 25,896	\$ -	\$ -	\$ -	\$ 25,896	
04801763	FLETCHER DANIELS	JACKSON	KANSAS CITY	MISSOURI VETERANS COMMISSISON	OFFICE	1,616	\$ 8.84	-	\$ 14,285	\$ -	\$ -	\$ -	\$ 14,285	
04802702	TEASDALE-63RD ST	JACKSON	RAYTOWN	ALCOHOL AND TOBACCO CONTRO	OFFICE	3,666	\$ 7.16	5.00	\$ 25,249	\$ -	\$ -	\$ -	\$ 25,249	
04901771	DHEWD/JOPLIN-730 WALL	JASPER	JOPLIN	VETERANS COMMISSION	OFFICE	316	\$ 8.15	-	\$ 2,576	\$ -	\$ -	\$ -	\$ 2,576	
06401752	DHEWD/HANNIBAL	MARION	HANNIBAL	VETERANS COMMISSION	OFFICE	206	\$ 6.84	1.00	\$ 1,410	\$ -	\$ -	\$ -	\$ 1,410	
09601163	SSC-7545 S LINDBERGH	ST. LOUIS	ST. LOUIS	LIQUOR CONTROL	OFFICE	2,183	\$ 19.00	6.00	\$ 41,477	\$ -	\$ -	\$ -	\$ 41,477	
<b>Real Estate Services Allocation</b>									\$	<b>19,949</b>	\$	<b>10,737</b>	\$	<b>9,212</b>
<b>NDI-PAY PLAN</b>									\$	<b>10,374</b>	\$	<b>5,546</b>	\$	<b>4,828</b>
<b>NDI-COST TO CONTINUE PAY PLAN</b>									\$	<b>813</b>	\$	<b>437</b>	\$	<b>376</b>
<b>FY23 Public Safety State Owned Requirement</b>						<b>137,120</b>	<b>\$ 3.77</b>	<b>194.90</b>	<b>\$ 529,852</b>	<b>\$ 18,014</b>	<b>\$ 294,839</b>	<b>\$ -</b>	<b>\$ 253,027</b>	
<b>GAMING COMMISSION</b>														
99909602	9900 PAGE	ST. LOUIS	OVERLAND	GAMING	OFFICE	5,786	\$ 11.39	15.00	\$ 65,916	\$ -	\$ -	\$ -	\$ 65,916	
<b>Real Estate Services Allocation</b>									\$	<b>3,158</b>	\$	<b>-</b>	\$	<b>3,158</b>
<b>NDI-PAY PLAN</b>									\$	<b>1,639</b>	\$	<b>-</b>	\$	<b>1,639</b>
<b>NDI-COST TO CONTINUE PAY PLAN</b>									\$	<b>128</b>	\$	<b>-</b>	\$	<b>128</b>
<b>FY23 Gaming Commission State Owned Requirement</b>						<b>5,786</b>	<b>\$ 11.39</b>	<b>15.00</b>	<b>\$ 70,841</b>	<b>\$ 15,866</b>	<b>\$ -</b>	<b>\$ -</b>	<b>\$ 86,707</b>	
<b>HIGHWAY PATROL</b>														
01101759	ST JOSEPH	BUCHANAN	ST. JOSEPH	STATE HIGHWAY PATROL	OFFICE	1,777	\$ 8.43	3.00	\$ 14,980	\$ -	\$ -	\$ -	\$ 14,980	
03901768	LANDERS-149 PARK CENTRAL SQ	GREENE	SPRINGFIELD	STATE HIGHWAY PATROL	OFFICE	2,465	\$ 7.04	-	\$ 17,354	\$ -	\$ -	\$ -	\$ 17,354	
04801763	FLETCHER DANIELS	JACKSON	KANSAS CITY	STATE HIGHWAY PATROL	OFFICE	3,378	\$ 8.84	4.00	\$ 30,612	\$ -	\$ -	\$ -	\$ 30,612	
04802702	TEASDALE-8800 E 63 ST	JACKSON	RAYTOWN	STATE HIGHWAY PATROL	OFFICE	2,514	\$ 7.16	-	\$ 18,750	\$ -	\$ -	\$ -	\$ 18,750	
09600991	JENNINGS-8501 LUCAS/HUNT	ST. LOUIS	ST. LOUIS	STATE HIGHWAY PATROL	OFFICE	2,858	\$ 17.02	7.00	\$ 50,643	\$ -	\$ -	\$ -	\$ 50,643	
11501748	WAINWRIGHT	ST. LOUIS	ST. LOUIS	STATE HIGHWAY PATROL	OFFICE	253	\$ 7.50	-	\$ 1,898	\$ -	\$ -	\$ -	\$ 1,898	
11501803	CHOTEAU	ST. LOUIS	ST. LOUIS	STATE HIGHWAY PATROL	OFFICE	2,847	\$ 9.17	5.00	\$ 26,107	\$ -	\$ -	\$ -	\$ 26,107	
<b>Real Estate Services Allocation</b>									\$	<b>7,076</b>	\$	<b>-</b>	\$	<b>7,076</b>
<b>NDI-PAY PLAN</b>									\$	<b>3,597</b>	\$	<b>-</b>	\$	<b>3,597</b>
<b>NDI-COST TO CONTINUE PAY PLAN</b>									\$	<b>280</b>	\$	<b>-</b>	\$	<b>280</b>
<b>FY23 Highway Patrol State Owned Requirement</b>						<b>64,532</b>	<b>\$ 2.84</b>	<b>19.00</b>	<b>\$ 253,754</b>	<b>\$ (59,523)</b>	<b>\$ -</b>	<b>\$ -</b>	<b>\$ 194,231</b>	

**STATE OWNED FACILITY REQUIREMENT  
FY 2023**

<b>STATE OWNED FACILITIES</b>																	
<b>LEASE ID</b>	<b>STATE FACILITY</b>	<b>COUNTY</b>	<b>CITY</b>	<b>DIVISION</b>	<b>SPACE USE</b>	<b>SQ FT</b>	<b>CPSF</b>	<b>FTE</b>	<b>ANNUAL RENT</b>	<b>ANNUAL SERVICES</b>	<b>GENERAL REVENUE</b>	<b>FED</b>	<b>OTHER</b>				
<b>REVENUE</b>																	
02601755	TRUMAN BLDG.	COLE	JEFFERSON CITY	ADMINISTRATION	OFFICE	45,311	\$ 7.03	106.00	\$ 318,536	\$ -	\$ 318,536	\$ -	\$ -				
02601755	TRUMAN BLDG.	COLE	JEFFERSON CITY	MOTOR VEHICLE/DRIVER LICENSE	OFFICE	69,502	\$ 7.03	285.00	\$ 488,599	\$ -	\$ 488,599	\$ -	\$ -				
02601755	TRUMAN BLDG.	COLE	JEFFERSON CITY	TAXATION	OFFICE	87,985	\$ 7.03	423.00	\$ 618,497	\$ -	\$ 618,497	\$ -	\$ -				
02601755	TRUMAN BLDG.	COLE	JEFFERSON CITY	LEGAL SERVICES	OFFICE	27,201	\$ 7.03	76.00	\$ 191,223	\$ -	\$ 191,223	\$ -	\$ -				
02601773	ESB-421 E DUNKLIN	COLE	JEFFERSON CITY	STATE TAX COMMISSION	OFFICE	7,930	\$ 6.44	-	\$ 51,069	\$ -	\$ 51,069	\$ -	\$ -				
02602545	605 HOWARD ST WAREHOUSE	COLE	JEFFERSON CITY	ADMINISTRATION	STORAGE	19,473	\$ 3.51	2.00	\$ 68,350	\$ -	\$ 68,350	\$ -	\$ -				
03901768	LANDERS-149 PARK CENTRAL SQ	GREENE	SPRINGFIELD	LEGAL SERVICES	OFFICE	1,938	\$ 7.04	6.00	\$ 13,644	\$ -	\$ 13,644	\$ -	\$ -				
03901768	LANDERS-149 PARK CENTRAL SQ	GREENE	SPRINGFIELD	DIV OF TAXATION	OFFICE	5,447	\$ 7.04	21.00	\$ 38,347	\$ -	\$ 38,347	\$ -	\$ -				
04801763	FLETCHER DANIELS	JACKSON	KANSAS CITY	LEGAL SERVICES	OFFICE	4,859	\$ 8.84	12.00	\$ 42,954	\$ -	\$ 42,954	\$ -	\$ -				
04801763	FLETCHER DANIELS	JACKSON	KANSAS CITY	DIV OF TAXATION	OFFICE	9,910	\$ 8.84	41.00	\$ 87,604	\$ -	\$ 87,604	\$ -	\$ -				
11501748	WAINWRIGHT	ST. LOUIS	ST. LOUIS	LEGAL SERVICES	OFFICE	4,497	\$ 7.50	7.00	\$ 33,728	\$ -	\$ 33,728	\$ -	\$ -				
<b>Real Estate Services Allocation</b>										\$	<b>76,810</b>	\$	<b>76,810</b>	\$	<b>-</b>	\$	<b>-</b>
<b>NDI-PAY PLAN</b>										\$	<b>39,525</b>	\$	<b>39,525</b>	\$	<b>-</b>	\$	<b>-</b>
<b>NDI-COST TO CONTINUE PAY PLAN</b>										\$	<b>3,078</b>	\$	<b>3,078</b>	\$	<b>-</b>	\$	<b>-</b>
<b>FY23 Revenue State Owned Requirement</b>						<b>568,106</b>	<b>\$ 3.58</b>	<b>979.00</b>	<b>\$ 2,071,964</b>	<b>\$ 36,911</b>	<b>\$ 2,108,875</b>	<b>\$ -</b>	<b>\$ -</b>				
<b>SECRETARY OF STATE</b>																	
02601753	CAPITOL BLDG.	COLE	JEFFERSON CITY	SECRETARY OF STATE	OFFICE	2,617	\$ 6.81	3.00	\$ 17,822	\$ -	\$ 17,822	\$ -	\$ -				
02601761	KIRKPATRICK	COLE	JEFFERSON CITY	EXECUTIVE SERVICES	OFFICE	4,959	\$ 6.60	10.00	\$ 33,981	\$ -	\$ 33,981	\$ -	\$ -				
02601761	KIRKPATRICK	COLE	JEFFERSON CITY	ELECTIONS	OFFICE	2,683	\$ 6.60	11.00	\$ 18,386	\$ -	\$ 18,386	\$ -	\$ -				
02601761	KIRKPATRICK	COLE	JEFFERSON CITY	SECURITIES	OFFICE	6,624	\$ 6.60	27.00	\$ 44,421	\$ -	\$ 18,981	\$ -	\$ 25,440				
02601761	KIRKPATRICK	COLE	JEFFERSON CITY	BUSINESS SERVICES	OFFICE	9,614	\$ 6.60	52.00	\$ 65,879	\$ -	\$ 65,879	\$ -	\$ -				
02601761	KIRKPATRICK	COLE	JEFFERSON CITY	INFORMATION TECHNOLOGY SVC	OFFICE	4,669	\$ 6.60	20.00	\$ 31,504	\$ -	\$ 18,810	\$ -	\$ 12,694				
02601761	KIRKPATRICK	COLE	JEFFERSON CITY	WOLFNER LIBRARY	OFFICE	15,868	\$ 6.60	25.00	\$ 108,737	\$ -	\$ 108,737	\$ -	\$ -				
02601761	KIRKPATRICK	COLE	JEFFERSON CITY	ARCHIVES	OFFICE	27,494	\$ 6.60	20.00	\$ 188,401	\$ -	\$ 188,401	\$ -	\$ -				
02601761	KIRKPATRICK	COLE	JEFFERSON CITY	RECORDS MANAGEMENT	OFFICE	65,303	\$ 6.60	16.00	\$ 445,906	\$ -	\$ 445,906	\$ -	\$ -				
02601761	KIRKPATRICK	COLE	JEFFERSON CITY	LOCAL RECORDS	OFFICE	946	\$ 6.60	14.00	\$ 6,142	\$ -	\$ -	\$ -	\$ 6,142				
02601761	KIRKPATRICK	COLE	JEFFERSON CITY	LIBRARY ADMINISTRATION	OFFICE	369	\$ 6.60	3.00	\$ 2,528	\$ -	\$ 2,528	\$ -	\$ -				
02601761	KIRKPATRICK	COLE	JEFFERSON CITY	LIBRARY DEVELOPMENT	OFFICE	4,369	\$ 6.60	5.00	\$ 29,939	\$ -	\$ 29,939	\$ -	\$ -				
02601761	KIRKPATRICK	COLE	JEFFERSON CITY	LIBRARY REFERENCE	OFFICE	11,754	\$ 6.60	7.00	\$ 80,543	\$ -	\$ 80,543	\$ -	\$ -				
02601761	KIRKPATRICK	COLE	JEFFERSON CITY	AD RULES	OFFICE	3,051	\$ 6.60	6.00	\$ 20,908	\$ -	\$ 20,908	\$ -	\$ -				
02601761	KIRKPATRICK	COLE	JEFFERSON CITY	FISCAL/HUMAN RESOURCES	OFFICE	2,569	\$ 6.60	9.00	\$ 17,604	\$ -	\$ 17,604	\$ -	\$ -				
02601761	KIRKPATRICK	COLE	JEFFERSON CITY	CENTRAL SERVICES	OFFICE	4,664	\$ 6.60	3.00	\$ 31,958	\$ -	\$ 31,958	\$ -	\$ -				
02601761	KIRKPATRICK	COLE	JEFFERSON CITY	PUBLICATIONS	OFFICE	1,748	\$ 6.60	3.00	\$ 11,979	\$ -	\$ 11,979	\$ -	\$ -				
03901768	LANDERS-149 PARK CENTRAL SQ	GREENE	SPRINGFIELD	SECRETARY OF STATE	OFFICE	1,992	\$ 7.04	5.00	\$ 14,656	\$ -	\$ 14,656	\$ -	\$ -				
04801763	FLETCHER DANIELS	JACKSON	KANSAS CITY	BUSINESS SERVICES	OFFICE	1,477	\$ 8.84	3.00	\$ 13,542	\$ -	\$ 13,542	\$ -	\$ -				
<b>Real Estate Services Allocation</b>										\$	<b>41,796</b>	\$	<b>40,210</b>	\$	<b>-</b>	\$	<b>1,586</b>
<b>NDI-PAY PLAN</b>										\$	<b>20,810</b>	\$	<b>19,985</b>	\$	<b>-</b>	\$	<b>825</b>
<b>NDI-COST TO CONTINUE PAY PLAN</b>										\$	<b>1,620</b>	\$	<b>1,556</b>	\$	<b>-</b>	\$	<b>64</b>
<b>FY23 Secretary of State State Owned Requirement</b>						<b>172,770</b>	<b>\$ 6.27</b>	<b>242.00</b>	<b>\$ 1,249,062</b>	<b>\$ (102,187)</b>	<b>\$ 1,103,260</b>	<b>\$ -</b>	<b>\$ 43,615</b>				
<b>SOCIAL SERVICES</b>																	
01101759	ST JOSEPH	BUCHANAN	ST. JOSEPH	FSD-CD NORTHWEST REGION	OFFICE	7,361	\$ 10.21	40.00	\$ 75,156	\$ -	\$ 64,634	\$ 10,522	\$ -				
01101759	ST JOSEPH	BUCHANAN	ST. JOSEPH	FSD-IM NORTHWEST REGION	OFFICE	14,569	\$ 8.43	51.00	\$ 122,817	\$ -	\$ 105,623	\$ 17,194	\$ -				
02601738	HOWERTON	COLE	JEFFERSON CITY	FAMILY SUPPORT DIVISION	OFFICE	35,350	\$ 6.05	163.00	\$ 213,868	\$ -	\$ 183,926	\$ 29,942	\$ -				
02601738	HOWERTON	COLE	JEFFERSON CITY	DFAS DIV FINANCE & ADMIN	OFFICE	8,228	\$ 6.05	62.00	\$ 49,779	\$ -	\$ 42,312	\$ 7,467	\$ -				
02601738	HOWERTON	COLE	JEFFERSON CITY	MO HEALTH NET DIVISION	OFFICE	44,654	\$ 6.05	185.00	\$ 270,157	\$ -	\$ 229,633	\$ 23,966	\$ 16,558				
02601754	JEFFERSON BLDG.	COLE	JEFFERSON CITY	INFORMATION SERVICES	OFFICE	15,958	\$ 6.34	50.00	\$ 101,174	\$ -	\$ 85,998	\$ 15,176	\$ -				
02601754	JEFFERSON BLDG.	COLE	JEFFERSON CITY	CHILDREN'S DIVISION	OFFICE	18,211	\$ 6.34	112.00	\$ 115,458	\$ -	\$ 98,139	\$ 17,319	\$ -				
02601754	JEFFERSON BLDG.	COLE	JEFFERSON CITY	DYS DIVISION OF YOUTH SERVICES	OFFICE	2,131	\$ 6.34	-	\$ 13,511	\$ -	\$ 11,484	\$ 2,027	\$ -				
02601754	JEFFERSON BLDG.	COLE	JEFFERSON CITY	MO MEDICAID AUDIT & COMPLIANC	OFFICE	16,339	\$ 6.34	64.00	\$ 103,589	\$ -	\$ 88,051	\$ 15,538	\$ -				
02601754	JEFFERSON BLDG.	COLE	JEFFERSON CITY	FSD CS SOUTHEAST REGION	OFFICE	2,096	\$ 6.34	80.00	\$ 13,289	\$ -	\$ 11,296	\$ 1,993	\$ -				
02601755	TRUMAN BLDG.	COLE	JEFFERSON CITY	OFFICE OF DIRECTOR	OFFICE	5,725	\$ 7.03	14.00	\$ 40,247	\$ -	\$ 34,210	\$ 6,037	\$ -				
02601774	BROADWAY BLDG.	COLE	JEFFERSON CITY	LEGAL SERVICES	OFFICE	8,298	\$ 6.48	14.00	\$ 53,771	\$ -	\$ 45,705	\$ 8,066	\$ -				
02601774	BROADWAY BLDG.	COLE	JEFFERSON CITY	OFFICE OF DIRECTOR	OFFICE	11,500	\$ 6.48	23.00	\$ 74,520	\$ -	\$ 63,342	\$ 11,178	\$ -				
02601774	BROADWAY BLDG.	COLE	JEFFERSON CITY	DFAS DIV FINANCE & ADMIN	OFFICE	14,115	\$ 6.48	34.00	\$ 91,465	\$ -	\$ 77,745	\$ 13,720	\$ -				
03901767	PENNEYS BLDG.	GREENE	SPRINGFIELD	FSD-IM NORTHWEST REGION	OFFICE	25,451	\$ 7.14	54.00	\$ 181,720	\$ -	\$ 154,462	\$ 27,258	\$ -				
03901768	LANDERS - 149 PARK CENTRAL SQ	GREENE	SPRINGFIELD	CHILDREN'S DIVISION	OFFICE	28,008	\$ 7.04	124.00	\$ 197,176	\$ -	\$ 167,600	\$ 29,576	\$ -				
03901768	LANDERS - 149 PARK CENTRAL SQ	GREENE	SPRINGFIELD	FSD REHAB SERVICES FOR BLIND	OFFICE	3,107	\$ 7.04	102.00	\$ 21,873	\$ -	\$ 18,592	\$ 3,281	\$ -				
03901768	LANDERS - 149 PARK CENTRAL SQ	GREENE	SPRINGFIELD	DIVISION OF LEGAL SERVICES	OFFICE	2,823	\$ 7.04	12.00	\$ 19,874	\$ -	\$ 16,893	\$ 2,981	\$ -				
03901768	LANDERS - 149 PARK CENTRAL SQ	GREENE	SPRINGFIELD	CD PROF DEVELOPMENT/TRAINING	OFFICE	1,918	\$ 7.04	8.00	\$ 13,503	\$ -	\$ 11,478	\$ 2,025	\$ -				
04801763	FLETCHER DANIELS	JACKSON	KANSAS CITY	CHILDREN'S DIVISION	OFFICE	43,116	\$ 8.84	8.00	\$ 381,145	\$ -	\$ 323,973	\$ 57,172	\$ -				
04801763	FLETCHER DANIELS	JACKSON	KANSAS CITY	FSD REHAB SERVICES FOR BLIND	OFFICE	4,932	\$ 8.84	152.00	\$ 43,599	\$ -	\$ 37,059	\$ 6,540	\$ -				
04801763	FLETCHER DANIELS	JACKSON	KANSAS CITY	FSD CS KANSAS CITY REGION	OFFICE	8,898	\$ 8.84	-	\$ 78,658	\$ -	\$ 66,859	\$ 11,799	\$ -				
04801763	FLETCHER DANIELS	JACKSON	KANSAS CITY	FSD IM KANSAS CITY REGION	OFFICE	53,796	\$ 8.84	105.00	\$ 475,557	\$ -	\$ 404,223	\$ 71,334	\$ -				

**STATE OWNED FACILITY REQUIREMENT  
FY 2023**

<b>STATE OWNED FACILITIES</b>													
<b>LEASE ID</b>	<b>STATE FACILITY</b>	<b>COUNTY</b>	<b>CITY</b>	<b>DIVISION</b>	<b>SPACE USE</b>	<b>SQ FT</b>	<b>CPSF</b>	<b>FTE</b>	<b>ANNUAL RENT</b>	<b>ANNUAL SERVICES</b>	<b>GENERAL REVENUE</b>	<b>FED</b>	<b>OTHER</b>
<b>SOCIAL SERVICES - CONTINUED</b>													
04801764	GATEWAY-1410 GENESEE	JACKSON	KANSAS CITY	DIVISION OF YOUTH SERVICES	OFFICE	14,111	\$ 8.22	16.00	\$ 115,992	\$ -	\$ 99,753	\$ 14,212	\$ 2,027
04802702	TEASDALE-8800 E 63 ST	JACKSON	RAYTOWN	FAMILY SUPPORT DIVISION	OFFICE	2,222	\$ 7.16	-	\$ 15,910	\$ -	\$ 13,683	\$ 2,227	\$ -
04802702	TEASDALE-8800 E 63 ST	JACKSON	RAYTOWN	DIVISION OF LEGAL SERVICES	OFFICE	9,027	\$ 7.16	105.00	\$ 64,633	\$ -	\$ 55,584	\$ 9,049	\$ -
04802702	TEASDALE-8800 E 63 ST	JACKSON	RAYTOWN	CHILDREN'S DIVISION	OFFICE	11,892	\$ 7.16	-	\$ 85,147	\$ -	\$ 73,226	\$ 11,921	\$ -
04802702	TEASDALE-8800 E 63 ST	JACKSON	RAYTOWN	DFAS DIV FINANCE & ADMIN	OFFICE	518	\$ 7.16	2.00	\$ 3,709	\$ -	\$ 3,190	\$ 519	\$ -
07211786	NEW MADRID STATE OFFICE BUILDING	NEW MADRID	NEW MADRID	CHILDREN'S DIVISION	OFFICE	6,203	\$ 11.36	22.00	\$ 70,466	\$ -	\$ 60,601	\$ 9,865	\$ -
07211786	NEW MADRID STATE OFFICE BUILDING	NEW MADRID	NEW MADRID	FAMILY SUPPORT DIVISION	OFFICE	420	\$ 11.36	20.00	\$ 4,771	\$ -	\$ 4,103	\$ 668	\$ -
99909602	9900 PAGE	ST. LOUIS	OVERLAND	DFAS DIV FINANCE & ADMIN SVC	OFFICE	3,078	\$ 11.39	22.00	\$ 35,058	\$ -	\$ 30,150	\$ 4,908	\$ -
99909602	9900 PAGE	ST. LOUIS	OVERLAND	FAMILY SUPPORT DIVISION	OFFICE	16,263	\$ 11.39	20.00	\$ 185,236	\$ -	\$ 159,303	\$ 25,933	\$ -
99909602	9900 PAGE	ST. LOUIS	OVERLAND	YOUTH SERVICES	OFFICE	3,182	\$ 11.39	4.00	\$ 36,243	\$ -	\$ 31,169	\$ 3,632	\$ 1,442
99909602	9900 PAGE	ST. LOUIS	OVERLAND	CHILDREN'S DIVISION	OFFICE	26,878	\$ 11.39	-	\$ 306,140	\$ -	\$ 263,280	\$ 42,860	\$ -
99909602	9900 PAGE	ST. LOUIS	OVERLAND	FSD REHAB SERVICES FOR BLIND	OFFICE	4,559	\$ 11.39	-	\$ 51,927	\$ -	\$ 44,657	\$ 7,270	\$ -
99909602	9900 PAGE	ST. LOUIS	OVERLAND	FSD-CS ST LOUIS REGION	OFFICE	7,710	\$ 11.39	14.00	\$ 87,817	\$ -	\$ 75,523	\$ 12,294	\$ -
99909602	9900 PAGE	ST. LOUIS	OVERLAND	FSD-IM ST LOUIS REGION	OFFICE	7,498	\$ 11.39	84.00	\$ 85,402	\$ -	\$ 73,446	\$ 11,956	\$ -
09600839	NSC-4040 SEVEN HILLS	ST. LOUIS	ST. LOUIS	FSD-CS ST LOUIS REGION	OFFICE	10,255	\$ 12.99	-	\$ 133,212	\$ -	\$ 114,562	\$ 18,650	\$ -
09600839	NSC-4040 SEVEN HILLS	ST. LOUIS	ST. LOUIS	FSD-IM ST LOUIS REGION	OFFICE	6,149	\$ 12.99	-	\$ 79,876	\$ -	\$ 68,693	\$ 11,183	\$ -
09601163	SSC-7545 S LINDBERGH	ST. LOUIS	ST. LOUIS	DIVISION OF LEGAL SERVICES	OFFICE	185	\$ 19.00	106.00	\$ 3,515	\$ -	\$ 3,023	\$ 492	\$ -
09601163	SSC-7545 S LINDBERGH	ST. LOUIS	ST. LOUIS	CHILDREN'S DIVISION	OFFICE	5,320	\$ 19.00	33.00	\$ 101,080	\$ -	\$ 86,929	\$ 14,151	\$ -
09601163	SSC-7545 S LINDBERGH	ST. LOUIS	ST. LOUIS	FSD-IM ST LOUIS REGION	OFFICE	6,248	\$ 19.00	3.00	\$ 118,712	\$ -	\$ 102,092	\$ 16,620	\$ -
09600991	JENNINGS-8501 LUCAS/HUNT	ST. LOUIS	ST. LOUIS	FSD-IM ST LOUIS REGION	OFFICE	16,608	\$ 17.02	-	\$ 282,668	\$ -	\$ 243,094	\$ 39,574	\$ -
09600991	JENNINGS-8501 LUCAS/HUNT	ST. LOUIS	ST. LOUIS	CHILDREN'S DIVISION	OFFICE	10,216	\$ 17.02	15.00	\$ 173,876	\$ -	\$ 149,533	\$ 24,343	\$ -
09600991	JENNINGS-8501 LUCAS/HUNT	ST. LOUIS	ST. LOUIS	LEGAL SERVICES	OFFICE	2,800	\$ 17.02	10.00	\$ 47,656	\$ -	\$ 40,984	\$ 6,672	\$ -
11501748	WAINWRIGHT	ST. LOUIS	ST. LOUIS	FSD CS ST LOUIS REGION	OFFICE	30,574	\$ 7.50	55.00	\$ 229,305	\$ -	\$ 197,202	\$ 32,103	\$ -
11501748	WAINWRIGHT	ST. LOUIS	ST. LOUIS	CHILDREN'S DIVISION	OFFICE	33,768	\$ 7.50	34.00	\$ 253,260	\$ -	\$ 217,804	\$ 35,456	\$ -
11501748	WAINWRIGHT	ST. LOUIS	ST. LOUIS	YOUTH SERVICES	OFFICE	4,403	\$ 7.50	9.00	\$ 33,023	\$ -	\$ 28,400	\$ 2,972	\$ 1,651
11501748	WAINWRIGHT	ST. LOUIS	ST. LOUIS	LEGAL SERVICES	OFFICE	5,909	\$ 7.50	59.00	\$ 44,318	\$ -	\$ 38,113	\$ 6,205	\$ -
11501749	PRINCE HALL	ST. LOUIS	ST. LOUIS	CHILDREN'S DIVISION	OFFICE	24,072	\$ 3.43	86.00	\$ 82,567	\$ -	\$ 71,008	\$ 11,559	\$ -
11501749	PRINCE HALL	ST. LOUIS	ST. LOUIS	FSD IM ST LOUIS REGION	OFFICE	34,473	\$ 3.43	11.00	\$ 118,242	\$ -	\$ 101,688	\$ 16,554	\$ -
11501803	CHOTEAU	ST. LOUIS	ST. LOUIS	FSD IM ST LOUIS REGION	OFFICE	48,597	\$ 9.17	14.00	\$ 445,634	\$ -	\$ 383,245	\$ 62,389	\$ -
				<b>Real Estate Services Allocation</b>					\$ 255,917	\$ -	\$ 217,543	\$ 37,463	\$ 911
				<b>NDI-PAY PLAN</b>					\$ 137,680	\$ -	\$ 117,982	\$ 19,273	\$ 425
				<b>NDI-COST TO CONTINUE PAY PLAN</b>					\$ 10,720	\$ -	\$ 9,187	\$ 1,500	\$ 33
				<b>FY23 Social Services State Owned Requirement</b>		<b>729,722</b>	<b>\$ 9.08</b>	<b>2,324.00</b>	<b>\$ 6,451,618</b>	<b>\$ 581,281</b>	<b>\$ 5,979,379</b>	<b>\$ 1,028,558</b>	<b>\$ 24,962</b>
<b>TREASURER</b>													
02601753	CAPITOL BLDG.	COLE	JEFFERSON CITY	STATE TREASURER	OFFICE	3,203	\$ 6.81	6.00	\$ 21,813	\$ -	\$ -	\$ -	\$ 21,813
02601755	TRUMAN BLDG.	COLE	JEFFERSON CITY	STATE TREASURER	OFFICE	24,236	\$ 7.03	41.00	\$ 171,084	\$ -	\$ -	\$ -	\$ 171,084
				<b>Real Estate Services Allocation</b>					\$ 7,506	\$ -	\$ -	\$ -	\$ 7,506
				<b>NDI-PAY PLAN</b>					\$ 3,882	\$ -	\$ -	\$ -	\$ 3,882
				<b>NDI-COST TO CONTINUE PAY PLAN</b>					\$ 302	\$ -	\$ -	\$ -	\$ 302
				<b>FY23 Treasurer State Owned Requirement</b>		<b>54,878</b>	<b>\$ 3.52</b>	<b>47.00</b>	<b>\$ 204,587</b>	<b>\$ 1,534</b>	<b>\$ -</b>	<b>\$ -</b>	<b>\$ 206,121</b>
				<b>FY22 APPROPRIATION - STATE OWNED</b>					<b>\$ 29,352,266</b>		<b>\$ 19,319,795</b>	<b>\$ 5,782,791</b>	<b>\$ 4,249,680</b>
				<b>Transfers In</b>					\$ 31,585		\$ 31,585	\$ -	\$ -
				<b>Core Reallocations</b>					\$ 2,440,400		\$ 2,033,000	\$ 58,200	\$ 349,200
				<b>NDI-INCREASE APPROPRIATION AUTHORITY</b>					\$ 1,467,614		\$ 965,990	\$ 289,140	\$ 212,484
				<b>NDI-PAY PLAN</b>					\$ 615,411		\$ 406,692	\$ 119,083	\$ 89,636
				<b>NDI-COST TO CONTINUE PAY PLAN</b>					\$ 47,926		\$ 31,675	\$ 9,763	\$ 6,488
				<b>TOTAL FY23 GOVERNOR RECOMMENDED STATE OWNED REQUIREMENT</b>					<b>\$ 33,955,202</b>		<b>\$ 22,788,737</b>	<b>\$ 6,258,977</b>	<b>\$ 4,907,488</b>



**INSTITUTIONAL FACILITY REQUIREMENT  
FY 2023**

<b>INSTITUTIONAL FACILITIES</b>											<b>GENERAL</b>	<b>FED</b>	<b>OTHER</b>
<b>STATE FACILITY</b>	<b>CITY</b>	<b>DIVISION</b>	<b>SPACE USE</b>	<b>SQ FT</b>	<b>CPSF</b>	<b>FTE</b>	<b>ANNUAL RENT</b>	<b>ANNUAL SERVICES</b>	<b>REVENUE</b>				
<b>ELEMENTARY &amp; SECONDARY EDUCATION</b>													
DFMDC-SCHOOL FOR DEAF (FULTON)				306,431	\$ 3.84	\$	1,175,655	\$ -	\$ 1,175,655	\$ -	\$ -	\$ -	
DFMDC-SCHOOL FOR BLIND (ST L)				323,225	\$ 2.39	\$	773,524	\$ -	\$ 773,524	\$ -	\$ -	\$ -	
BRIARWOOD SS-HARRISONVILLE				5,292	\$ 3.84	\$	20,319	\$ -	\$ 20,319	\$ -	\$ -	\$ -	
D M THOMPSON SS TRAILS WEST-KC				32,884	\$ 4.70	\$	154,423	\$ -	\$ 154,423	\$ -	\$ -	\$ -	
DELMAR COBBLE SS-COLUMBIA				12,296	\$ 4.14	\$	50,871	\$ -	\$ 50,871	\$ -	\$ -	\$ -	
E W THOMPSON SS-SEDALIA				15,482	\$ 5.17	\$	80,067	\$ -	\$ 80,067	\$ -	\$ -	\$ -	
HELEN M DAVIS SS-ST JOE				21,432	\$ 4.25	\$	91,028	\$ -	\$ 91,028	\$ -	\$ -	\$ -	
HIGGINSVILLE SS-ROLLING MEADOWS				20,253	\$ 3.14	\$	63,679	\$ -	\$ 63,679	\$ -	\$ -	\$ -	
KENNETH KIRCHNER SS-JC				10,826	\$ 3.16	\$	34,237	\$ -	\$ 34,237	\$ -	\$ -	\$ -	
LAKEVIEW WOODS SS-KC				30,834	\$ 3.81	\$	117,617	\$ -	\$ 117,617	\$ -	\$ -	\$ -	
MAPLE VALLEY SS-KC				30,552	\$ 5.08	\$	155,254	\$ -	\$ 155,254	\$ -	\$ -	\$ -	
MARSHALL SCHOOL-PRAIRIE VIEWKC				10,027	\$ 6.34	\$	63,566	\$ -	\$ 63,566	\$ -	\$ -	\$ -	
VERELLE PENISTON SS-CHILLICOTHE				7,120	\$ 4.70	\$	33,451	\$ -	\$ 33,451	\$ -	\$ -	\$ -	
COLLEGE VIEW SS-JOPLIN				26,422	\$ 3.77	\$	99,723	\$ -	\$ 99,723	\$ -	\$ -	\$ -	
CURRENT RIVER SS-DONIPHAN				3,584	\$ 4.13	\$	14,818	\$ -	\$ 14,818	\$ -	\$ -	\$ -	
GREENE VALLEY SS-SPRINGFIELD				31,915	\$ 3.45	\$	110,096	\$ -	\$ 110,096	\$ -	\$ -	\$ -	
NEVADA SS CEDAR RIDGE-JOPLIN				12,146	\$ 2.79	\$	33,910	\$ -	\$ 33,910	\$ -	\$ -	\$ -	
NEW DAWN SS-SIKESTON				13,844	\$ 5.22	\$	72,249	\$ -	\$ 72,249	\$ -	\$ -	\$ -	
OAKVIEW SS-MONETT				10,948	\$ 4.59	\$	50,269	\$ -	\$ 50,269	\$ -	\$ -	\$ -	
PARKVIEW SS-CAPE GIRARDEAU				15,860	\$ 4.43	\$	70,231	\$ -	\$ 70,231	\$ -	\$ -	\$ -	
SHADY GROVE SS-POPLAR BLUFF				18,196	\$ 4.92	\$	89,596	\$ -	\$ 89,596	\$ -	\$ -	\$ -	
AUTUMN HILL SS-UNION				12,300	\$ 3.60	\$	44,298	\$ -	\$ 44,298	\$ -	\$ -	\$ -	
B W ROBINSON SS-ROLLA				10,495	\$ 3.88	\$	40,697	\$ -	\$ 40,697	\$ -	\$ -	\$ -	
BOONSLICK SS-ST PETERS				26,530	\$ 2.78	\$	73,718	\$ -	\$ 73,718	\$ -	\$ -	\$ -	
CITADEL SS-POTOSI				2,335	\$ 4.97	\$	11,605	\$ -	\$ 11,605	\$ -	\$ -	\$ -	
GATEWAY SS-ST LOUIS				55,601	\$ 2.60	\$	144,316	\$ -	\$ 144,316	\$ -	\$ -	\$ -	
LILLIAN SCHAPER SS-BOWLING GREEN				3,801	\$ 3.65	\$	13,865	\$ -	\$ 13,865	\$ -	\$ -	\$ -	
MAPAVILLE SS-MAPAVILLE				25,452	\$ 3.50	\$	88,983	\$ -	\$ 88,983	\$ -	\$ -	\$ -	
MISSISSIPPI VALLEY SS-HANNIBAL				36,080	\$ 3.19	\$	114,946	\$ -	\$ 114,946	\$ -	\$ -	\$ -	
SPECIAL ACRES SS-PARK HILL				4,994	\$ 4.61	\$	23,029	\$ -	\$ 23,029	\$ -	\$ -	\$ -	
			<b>NDI-PAY PLAN</b>				<b>\$ 104,800</b>	<b>\$ -</b>	<b>\$ 104,800</b>	<b>\$ -</b>	<b>\$ -</b>	<b>\$ -</b>	
			<b>NDI-COST TO CONTINUE PAY PLAN</b>				<b>\$ 19,905</b>	<b>\$ -</b>	<b>\$ 19,905</b>	<b>\$ -</b>	<b>\$ -</b>	<b>\$ -</b>	
			<b>FY23 Elem. &amp; Secondary Education Institutional Requirement</b>	<b>1,137,157</b>	<b>\$ -</b>	<b>\$</b>	<b>4,472,075</b>	<b>\$ -</b>	<b>\$ 4,472,075</b>	<b>\$ -</b>	<b>\$ -</b>	<b>\$ -</b>	
<b>HEALTH &amp; SENIOR SERVICES</b>													
00102725		DMH-KIRKSVILLE REGIONAL OFFICE		3,063	\$ 5.89	\$	14,733	\$ -	\$ 6,835	\$ 7,898	\$ -	\$ -	
06402420		DMH-HANNIBAL REGIONAL OFFICE		470	\$ 11.09	\$	5,391	\$ -	\$ 2,500	\$ 2,891	\$ -	\$ -	
			<b>FY23 Health &amp; Senior Services Institutional Requirement</b>	<b>3,533</b>	<b>\$ 5.70</b>	<b>\$</b>	<b>20,124</b>	<b>\$ -</b>	<b>\$ 9,428</b>	<b>\$ 10,897</b>	<b>\$ -</b>	<b>\$ -</b>	
<b>MENTAL HEALTH</b>													
FULTON STATE HOSPITAL-DBH				1,374,203	\$ 3.77	\$	5,182,389	\$ -	\$ 5,182,389	\$ -	\$ -	\$ -	
HAWTHORN CHILDRENS PSYCH HOSP-STL-DBH				67,564	\$ 9.96	\$	673,095	\$ -	\$ 673,095	\$ -	\$ -	\$ -	
METRO ST L PSYCHIATRIC CTR-DBH				159,594	\$ 7.79	\$	1,243,876	\$ -	\$ 1,243,876	\$ -	\$ -	\$ -	
SEMO-SORTS - FARMINGTON-DBH				79,817	\$ 8.98	\$	716,925	\$ -	\$ 716,925	\$ -	\$ -	\$ -	
NW MO PSYCHIATRIC REHAB CTR-ST JOE-DBH				151,234	\$ 7.37	\$	1,114,129	\$ -	\$ 1,114,129	\$ -	\$ -	\$ -	
SEMO APS - FARMINGTON-DBH				174,826	\$ 5.51	\$	964,031	\$ -	\$ 964,031	\$ -	\$ -	\$ -	
ST LOUIS PSYCHIATRIC REHAB-DBH				374,474	\$ 4.23	\$	1,582,476	\$ -	\$ 1,582,476	\$ -	\$ -	\$ -	
CENTER FOR BEHAVIORAL MEDICINE-DBH				296,704	\$ 5.82	\$	1,726,971	\$ -	\$ 1,726,971	\$ -	\$ -	\$ -	
BELLEFONTAINE HAB CTR-DD				415,045	\$ 3.92	\$	1,625,095	\$ -	\$ 1,625,095	\$ -	\$ -	\$ -	
HIGGINSVILLE HAB CTR-DD				220,608	\$ 7.44	\$	1,641,528	\$ -	\$ 1,641,528	\$ -	\$ -	\$ -	
NEVADA HAB CTR-DD				225,501	\$ 0.36	\$	80,965	\$ -	\$ 80,965	\$ -	\$ -	\$ -	
ALBANY REGIONAL OFFICE-DD				13,286	\$ 5.75	\$	76,343	\$ -	\$ 76,343	\$ -	\$ -	\$ -	
HANNIBAL REGIONAL OFFICE-DD				18,124	\$ 8.71	\$	157,818	\$ -	\$ 157,818	\$ -	\$ -	\$ -	
JOPLIN REGIONAL OFFICE-DD				3,183	\$ 48.10	\$	153,116	\$ -	\$ 153,116	\$ -	\$ -	\$ -	
KANSAS CITY REGIONAL OFFICE-DD				27,398	\$ 5.51	\$	151,056	\$ -	\$ 151,056	\$ -	\$ -	\$ -	
KIRKSVILLE REGIONAL OFFICE-DD				18,666	\$ 4.78	\$	89,228	\$ -	\$ 89,228	\$ -	\$ -	\$ -	
POPLAR BLUFF REGIONAL OFFICE-DD				46,302	\$ 7.70	\$	356,345	\$ -	\$ 356,345	\$ -	\$ -	\$ -	
ROLLA REGIONAL OFFICE-DD				18,994	\$ 7.62	\$	144,687	\$ -	\$ 144,687	\$ -	\$ -	\$ -	
SIKESTON REGIONAL OFFICE-DD				40,568	\$ 9.42	\$	382,154	\$ -	\$ 382,154	\$ -	\$ -	\$ -	

**INSTITUTIONAL FACILITY REQUIREMENT  
FY 2023**

<b>INSTITUTIONAL FACILITIES</b>											<b>GENERAL REVENUE</b>		
<b>STATE FACILITY</b>	<b>CITY</b>	<b>DIVISION</b>	<b>SPACE USE</b>	<b>SQ FT</b>	<b>CPSF</b>	<b>FTE</b>	<b>ANNUAL RENT</b>	<b>ANNUAL SERVICES</b>	<b>REVENUE</b>	<b>FED</b>	<b>OTHER</b>		
<b>MENTAL HEALTH - CONTINUED</b>													
SPRINGFIELD REGIONAL OFFICE-DD				21,416	\$ 7.49		\$ 160,486	\$ -	\$ 160,486	\$ -	\$ -		
ST LOUIS DDTC-DD				224,303	\$ 5.07		\$ 1,136,496	\$ -	\$ 1,136,496	\$ -	\$ -		
		<b>NDI-PAY PLAN</b>					\$ 618,014	\$ -	\$ 618,014	\$ -	\$ -		
		<b>NDI-COST TO CONTINUE PAY PLAN</b>					\$ 118,019	\$ -	\$ 118,019	\$ -	\$ -		
		<b>FY23 Mental Health Institutional Requirement</b>		<b>3,971,810</b>	<b>\$ 5.06</b>		<b>\$ 20,095,242</b>	<b>\$ -</b>	<b>\$ 20,095,242</b>	<b>\$ -</b>	<b>\$ -</b>		
<b>HIGHWAY PATROL</b>													
GENERAL HEADQUARTERS-JC				218,928	\$ 3.44		\$ 753,112	\$ -	\$ 173,216	\$ -	\$ 579,896		
TROOP A HQS - LEES SUMMIT				31,834	\$ 3.84		\$ 122,243	\$ -	\$ 28,116	\$ -	\$ 94,127		
TROOP B HQS - MACON				15,074	\$ 4.84		\$ 72,958	\$ -	\$ 16,780	\$ -	\$ 56,178		
TROOP C HQS - WELDON SPRINGS				54,805	\$ 4.22		\$ 231,277	\$ -	\$ 53,194	\$ -	\$ 178,083		
TROOP D HQS - SPRINGFIELD				27,099	\$ 3.59		\$ 97,285	\$ -	\$ 22,376	\$ -	\$ 74,909		
TROOP E HQS - POPLAR BLUFF				18,237	\$ 5.59		\$ 101,945	\$ -	\$ 23,447	\$ -	\$ 78,498		
TROOP F HQS - JEFFERSON CITY				68,834	\$ 2.56		\$ 176,215	\$ -	\$ 40,529	\$ -	\$ 135,686		
TROOP G HQS - WILLOW SPRINGS				16,610	\$ 6.80		\$ 112,948	\$ -	\$ 25,978	\$ -	\$ 86,970		
TROOP H HQS - ST JOSEPH				19,901	\$ 5.23		\$ 104,082	\$ -	\$ 23,939	\$ -	\$ 80,143		
TROOP I HQS - ROLLA				21,864	\$ 2.53		\$ 55,316	\$ -	\$ 12,723	\$ -	\$ 42,593		
CRIME LAB-SPRINGFIELD				30,000	\$ 6.31		\$ 189,300	\$ -	\$ 43,539	\$ -	\$ 145,761		
CRIME LAB-CARTHAGE				8,000	\$ 5.93		\$ 47,440	\$ -	\$ 10,911	\$ -	\$ 36,529		
		<b>NDI-PAY PLAN</b>					\$ 22,628	\$ -	\$ 5,204	\$ -	\$ 17,424		
		<b>NDI-COST TO CONTINUE PAY PLAN</b>					\$ 4,056	\$ -	\$ 933	\$ -	\$ 3,123		
		<b>FY23 Highway Patrol Institutional Requirement</b>		<b>531,186</b>	<b>\$ 3.89</b>		<b>2,090,805</b>	<b>\$ -</b>	<b>480,885</b>	<b>0</b>	<b>1,609,920</b>		
<b>SOCIAL SERVICES</b>													
NE-CAMP AVERY PARK CAMP-TROY				23,325	\$ 9.05		\$ 211,091	\$ -	\$ 170,984	\$ 40,107	\$ -		
NE-FULTON TREATMENT CTR				24,285	\$ 10.75		\$ 266,129	\$ -	\$ 215,564	\$ 50,565	\$ -		
NE-MONTGOMERY CITY YOUTH CTR				32,140	\$ 5.90		\$ 198,406	\$ -	\$ 160,709	\$ 37,697	\$ -		
NW-LANGSFORD HOUSE-LEES SUMMIT				4,724	\$ 10.08		\$ 19,068	\$ -	\$ 15,445	\$ 3,623	\$ -		
NW-NORTHWEST REG YOUTH CTR-KC				25,873	\$ 10.35		\$ 259,488	\$ -	\$ 210,185	\$ 49,303	\$ -		
NW-RIVERBEND TREATMENT CTR-ST JOSEPH				25,129	\$ 9.96		\$ 249,139	\$ -	\$ 201,803	\$ 47,336	\$ -		
NW-WATKINS MILL PARK CAMP-KC				27,080	\$ 8.91		\$ 212,712	\$ -	\$ 172,297	\$ 40,415	\$ -		
NW-WAVERLY REGIONAL YOUTH CTR				27,705	\$ 10.44		\$ 258,323	\$ -	\$ 209,242	\$ 49,081	\$ -		
SE-SIERRA OSAGE TREAT CTR-POPLAR BLUFF				9,156	\$ 2.18		\$ 25,021	\$ -	\$ 20,267	\$ 4,754	\$ -		
SE-W E SEARS YOUTH CTR-POPLAR BLUFF				65,905	\$ 6.40		\$ 425,134	\$ -	\$ 344,359	\$ 80,775	\$ -		
STL-BABLER LODGE-WILDWOOD				8,893	\$ 2.26		\$ 43,063	\$ -	\$ 34,881	\$ 8,182	\$ -		
STL-HILLSBORO TREATMENT CTR				20,723	\$ 10.67		\$ 207,623	\$ -	\$ 168,175	\$ 39,448	\$ -		
STL-HOGAN STREET REG YOUTH CTR				31,413	\$ 9.72		\$ 244,510	\$ -	\$ 198,053	\$ 46,457	\$ -		
STL-MISSOURI HILLS CAMPUS				101,633	\$ 8.19		\$ 909,767	\$ -	\$ 736,911	\$ 172,856	\$ -		
SW-DELMINA WOODS-CHADWICK				14,766	\$ 2.44		\$ 52,711	\$ -	\$ 42,696	\$ 10,015	\$ -		
SW-GENTRY RESID TREATMENT CTR-CABOOL				13,348	\$ 7.77		\$ 118,131	\$ -	\$ 95,686	\$ 22,445	\$ -		
SW-GREEN GABLES LODGE-MACKS CREEK				13,148	\$ 3.01		\$ 54,438	\$ -	\$ 44,095	\$ 10,343	\$ -		
SW-MT VERNON TREATMENT CTR				26,723	\$ 10.54		\$ 293,040	\$ -	\$ 237,362	\$ 55,678	\$ -		
SW-RICH HILL YTH DEVELOPMENT CTR				16,083	\$ 8.11		\$ 166,286	\$ -	\$ 134,692	\$ 31,594	\$ -		
STL-MISSOURI SCHOOL FOR THE BLIND #11502267				5,950	\$ -		\$ -	\$ -	\$ -	\$ -	\$ -		
DMH-ALBANY REGIONAL OFFICE - #03802467				372	\$ -		\$ -	\$ -	\$ -	\$ -	\$ -		
DMH-HANNIBAL REGIONAL OFFICE - #06402420				2,693	\$ -		\$ -	\$ -	\$ -	\$ -	\$ -		
		<b>NDI-PAY PLAN</b>					\$ 140,736	\$ -	\$ 113,996	\$ 26,740	\$ -		
		<b>NDI-COST TO CONTINUE PAY PLAN</b>					\$ 24,826	\$ -	\$ 20,109	\$ 4,717	\$ -		
		<b>FY23 Social Services Institutional Requirement</b>		<b>521,067</b>	<b>\$ 8.41</b>		<b>\$ 4,379,642</b>	<b>\$ -</b>	<b>\$ 3,693,049</b>	<b>\$ 888,487</b>	<b>\$ -</b>		
		<b>FY22 APPROPRIATION - INSTITUTIONAL</b>					<b>\$ 32,469,132</b>	<b>\$ -</b>	<b>\$ 29,864,487</b>	<b>\$ 859,334</b>	<b>\$ 1,745,311</b>		
		<b>NDI-INCREASE APPROPRIATION AUTHORITY</b>					<b>\$ 307,238</b>	<b>\$ -</b>	<b>\$ 298,645</b>	<b>\$ 8,593</b>	<b>\$ -</b>		
		<b>NDI-PAY PLAN</b>					<b>\$ 886,178</b>	<b>\$ -</b>	<b>\$ 842,014</b>	<b>\$ 26,740</b>	<b>\$ 17,424</b>		
		<b>NDI-COST TO CONTINUE PAY PLAN</b>					<b>\$ 166,806</b>	<b>\$ -</b>	<b>\$ 158,966</b>	<b>\$ 4,717</b>	<b>\$ 3,123</b>		
		<b>TOTAL FY23 GOVERNOR RECOMMENDED INSTITUTIONAL REQUIREMENT</b>					<b>\$ 33,829,354</b>	<b>\$ -</b>	<b>\$ 31,164,112</b>	<b>\$ 899,384</b>	<b>\$ 1,765,858</b>		

OA-RATF REQUIREMENT  
FY 2023

LEASED FACILITIES											GENERAL		
LEASE ID	END DATE	COUNTY	CITY	ADDRESS	SPACE USE	SQ FT	CPSF	FTE	ANNUAL RENT	ANNUAL SERVICES	REVENUE	FED	OTHER
01011689	06/30/24	BOONE	COLUMBIA	101 PARK DEVILLE	OFFICE				\$ 600	\$ -			\$ 600
10800258	06/30/24	VERNON	NEVADA	2201 NORTH ELM	OFFICE				\$ 10,213	\$ -			\$ 10,213
				POSSIBLE FUTURE TENANT NEEDS					\$ 162,010	\$ -			\$ 162,010
<b>FY23 OA-RATF Lease Requirement</b>						<b>0</b>			<b>\$ 172,823</b>	<b>\$ -</b>			<b>\$ 172,823</b>
STATE OWNED FACILITIES											GENERAL		
LEASE ID	STATE FACILITY	COUNTY	CITY	DIVISION	SPACE USE	SQ FT	CPSF	FTE	ANNUAL RENT	ANNUAL SERVICES	REVENUE	FED	OTHER
02602540	CAPITOL BLDG.	COLE	JEFFERSON CITY	CAPITOL CAFETERIA	CAFETERIA	3,041	\$ -		\$ 600				\$ 600
03902633	LANDERS-149 PARK CENTRAL SQ	GREENE	SPRINGFIELD	FEE OFFICE-ROOM 252	OFFICE	2,000	\$ 7.04		\$ 14,080				\$ 14,080
02601755-E	TRUMAN BLDG	COLE	JEFFERSON CITY	CERNER CORPORATION	CLINIC	2,112			\$ 14,847				\$ 14,847
				POSSIBLE FUTURE TENANT NEEDS					\$ 352,589				\$ 352,589
<b>FY23 OA-RATF State Owned Requirement</b>						<b>7,153</b>			<b>\$ 382,116</b>				<b>\$ 382,116</b>
INSTITUTIONAL FACILITIES											GENERAL		
LEASE ID	STATE FACILITY	COUNTY	CITY	DIVISION	SPACE USE	SQ FT	CPSF	FTE	ANNUAL RENT	ANNUAL SERVICES	REVENUE	FED	OTHER
00411759	VANDALIA CORRECTIONAL CTR	AUDRAIN	VANDALIA	ALLEN WRIGHT	LAND	-	\$ -		\$ 600				\$ 600
01111603	MO NATIONAL GUARD	BUCHANAN	ST JOSEPH	LAU FARM	LAND	-	\$ -		\$ 1,200				\$ 1,200
01411651	600 E 5TH ST - HEARNES BLDG D	CALLAWAY	FULTON	WILLIAM WOODS UNIVERSITY	OFFICE	-	\$ -		\$ 9,577				\$ 9,577
01411677	505 E 5TH ST - TRACK	CALLAWAY	FULTON	WILLIAM WOODS UNIVERSITY	TRACK	-	\$ -		\$ 1,500				\$ 1,500
02602484	ALGOA CORRECTIONAL CENTER	COLE	JEFFERSON CITY	DOC	LAND				\$ 27,280				\$ 27,280
02602743	CENTRAL MO CORRECTIONAL CT	COLE	JEFFERSON CITY	IAN STECK	LAND				\$ 185,500				\$ 185,500
02702703	BOONVILLE CORR CTR	COOPER	BOONVILLE	DOC PASTURELAND	LAND				\$ 3,081				\$ 3,081
03802467-A	DMH-ALBANY REGIONAL CTR	GENTRY	ALBANY	NW MO AREA AGENCY ON AGING	OFFICE				\$ 14,750				\$ 14,750
04811520	2600 E 12TH STREET	JACKSON	KANSAS CITY	DMH - NEW PROSPECTS BLDG	CLINIC	13,944	\$ 1.69		\$ 23,565				\$ 23,565
04811521	1000 E 24TH SREET	JACKSON	KANSAS CITY	DMH-CBM -- REDISCOVER	CLINIC	3,720	\$ 1.69		\$ 6,287				\$ 6,287
04811577	2911 HOLMES	JACKSON	KANSAS CITY	DMH/TRUMAN MEDICAL CENTER	CLINIC	3,333	\$ 6.43		\$ 21,431				\$ 21,431
04811578	2629 PEERY AVENUE	JACKSON	KANSAS CITY	DMH-PEERY APARTMENTS	GROUP HOME	17,864	\$ 1.30		\$ 23,223				\$ 23,223
04811579	2614 BENTON BLVD.	JACKSON	KANSAS CITY	SWOPE HEALTH SERVICES	CLINIC	3,333	\$ 6.43		\$ 21,431				\$ 21,431
04811667	2900 TRACY - KC GROUP HOME	JACKSON	KANSAS CITY	DMH/TRUMAN MEDICAL CENTER	OFFICE	3,333	\$ 6.43		\$ 21,431				\$ 21,431
04911519	3600 E NEWMAN ROAD	JASPER	JOPLIN	DMH-JOPLIN REG CTR	OFFICE	13,481	\$ -		\$ 30,000				\$ 30,000
06411710	1702 S FLORENCE ST	MARION	KIRKSVILLE	TRUMAN STATE UNIVERSITY	OFFICE	-	\$ -		\$ 6,000				\$ 6,000
06811669	TIPTON CORRECTIONAL CENTER	MONITEAU	TIPTON	DAVID F DOBSON	LAND	-	\$ -		\$ 200				\$ 200
10801909	901 OLIVE ST--CEDAR RIDGE STA1	VERNON	NEVADA	DESE / NEVADA R-5	OFFICE	5,890	\$ 4.83		\$ 28,449				\$ 28,449
10811652	NEVEDA HABILITATION CENTER	VERNON	NEVADA	JAMES DWAYNE HARDIN	LAND	-	\$ -		\$ 1,100				\$ 1,100
08802560	MOBERLY CORRECTIONAL CTR	RANDOLPH	MOBERLY	DOC/LAND LEASE	LAND				\$ 3,027				\$ 3,027
08802561	MOBERLY CORRECTIONAL CTR	RANDOLPH	MOBERLY	DOC/LAND LEASE	LAND				\$ 410				\$ 410
11502423	BJH HEALTHCARE -- 5351 DELMAF	ST LOUIS CITY	ST LOUIS	DMH/ST. LOUIS METRO PYSCH	CLINIC	35,423	\$ 6.88		\$ 243,711				\$ 243,711
11502433	5300 ARSENAL, COTTAGE 3	ST LOUIS CITY	ST LOUIS	DMH/PLACES FOR PEOPLE	RESIDENTIAL	3,812	\$ 4.95		\$ 18,870				\$ 18,870
11502522	5300 ARSENAL, COTTAGE 1	ST LOUIS CITY	ST LOUIS	DMH/PLACES FOR PEOPLE	RESIDENTIAL	3,812	\$ 4.95		\$ 18,870				\$ 18,870
				POSSIBLE FUTURE TENANT NEEDS					\$ 251,021				\$ 251,021
<b>FY23 OA-RATF Institutional Requirement</b>						<b>110,246</b>			<b>\$ 962,514</b>				<b>\$ 962,514</b>
<b>TOTAL FY23 GOVERNOR RECOMMENDED OA-RATF REQUIREMEN</b>						<b>117,399</b>			<b>\$ 1,517,453</b>	<b>\$ -</b>			<b>\$ 1,517,453</b>





**CORE DECISION ITEM**

<b>Department:</b> Agriculture	<b>Budget Unit:</b> 34053C & 34055C
<b>Division:</b>	
<b>Core:</b> HB13 Real Estate	<b>HB Section:</b> 13.005 & 13.010

**1. CORE FINANCIAL SUMMARY**

	FY 2023 Budget Request					FY 2023 Governor's Recommendation			
	GR	Federal	Other	Total		GR	Federal	Other	Total
PS	0	0	0	0	PS	0	0	0	0
EE	335,050	29,870	516,078	880,998	EE	335,050	29,870	516,078	880,998
PSD	0	0	0	0	PSD	0	0	0	0
TRF	0	0	0	0	TRF	0	0	0	0
<b>Total</b>	<b>335,050</b>	<b>29,870</b>	<b>516,078</b>	<b>880,998</b>	<b>Total</b>	<b>335,050</b>	<b>29,870</b>	<b>516,078</b>	<b>880,998</b>
FTE	0.00	0.00	0.00	0.00	FTE	0.00	0.00	0.00	0.00

<b>Est. Fringe</b>	0	0	0	0
--------------------	---	---	---	---

*Note: Fringes budgeted in House Bill 5 except for certain fringes budgeted directly to MoDOT, Highway Patrol, and Conservation.*

<b>Est. Fringe</b>	0	0	0	0
--------------------	---	---	---	---

*Note: Fringes budgeted in House Bill 5 except for certain fringes budgeted directly to MoDOT, Highway Patrol, and Conservation.*

Other Funds: See Fund Summary.

Other Funds: See Fund Summary.

**2. CORE DESCRIPTION**

The Division of Facilities Management, Design & Construction (FMDC) is responsible for the oversight and management of six (6) lease contracts totaling over eighteen thousand (18,000) square feet of leased space and approximately sixty-four thousand (64,000) square feet of state-owned space on behalf of the Department of Agriculture.

	FY 2023 Budget Request					FY 2023 Governor's Recommendation			
	GR	Federal	Other	Total		GR	Federal	Other	Total
Leasing	\$243,350	\$4,648	\$76,446	\$324,444	Leasing	\$243,350	\$4,648	\$76,446	\$324,444
State-Owned	\$91,700	\$25,222	\$439,632	\$556,554	State-Owned	\$91,700	\$25,222	\$439,632	\$556,554
<b>Total</b>	<b>\$335,050</b>	<b>\$29,870</b>	<b>\$516,078</b>	<b>\$880,998</b>	<b>Total</b>	<b>\$335,050</b>	<b>\$29,870</b>	<b>\$516,078</b>	<b>\$880,998</b>

**3. PROGRAM LISTING (list programs included in this core funding)**

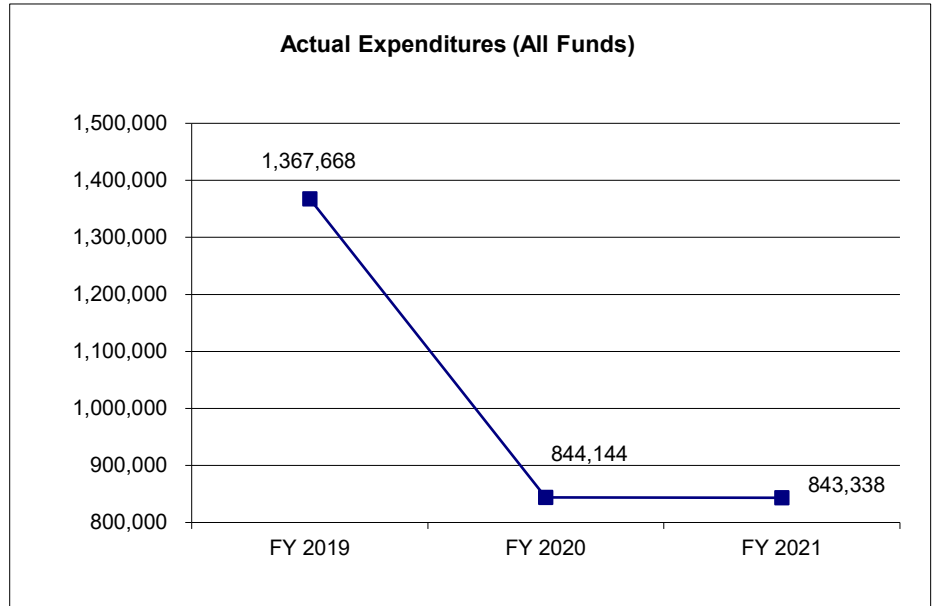
N/A

**CORE DECISION ITEM**

<b>Department:</b> Agriculture	<b>Budget Unit:</b> 34053C & 34055C
<b>Division:</b>	
<b>Core:</b> HB13 Real Estate	<b>HB Section:</b> 13.005 & 13.010

**4. FINANCIAL HISTORY**

	FY 2019 Actual	FY 2020 Actual	FY 2021 Actual	FY 2022 Current Yr.
Appropriation (All Funds)	1,400,618	879,857	888,581	880,998
Less Reverted (All Funds)	(9,337)	(9,967)	(10,049)	(10,052)
Less Restricted (All Funds)*	0	0	0	0
Budget Authority (All Funds)	1,391,281	869,890	878,532	870,946
Actual Expenditures (All Funds)	1,367,668	844,144	843,338	N/A
Unexpended (All Funds)	23,613	25,746	35,194	0
Unexpended, by Fund:				
General Revenue	3,737	18,863	26,734	N/A
Federal	4,332	1,353	1,456	N/A
Other	15,544	5,530	7,004	N/A
		(1)		



\*Restricted amount is as of \_\_\_\_\_.

Reverted includes the statutory three-percent reserve amount (when applicable).

Restricted includes any Governor's Expenditure Restrictions which remained at the end of the fiscal year (when applicable).

**NOTES:** (1) Spending authority to support institutional real property is transferred to the Department of Agriculture in the FY20 Department Request budget.

Expenditures by HB Section:		FY 2019 Actual	FY 2020 Actual	FY 2021 Actual
13.005	Leasing	273,026	291,585	283,750
13.010	State-Owned	521,220	552,559	559,588
13.015	Institutional	573,422	0	0
	<b>Total</b>	1,367,668	844,144	843,338

**CORE RECONCILIATION**

STATE  
AGRICULTURE LEASING

**5. CORE RECONCILIATION**

	Budget Class	FTE	GR	Federal	Other	Total	Explanation
<b>TAFP AFTER VETOES</b>							
	EE	0.00	243,350	4,648	76,446	324,444	
	<b>Total</b>	<b>0.00</b>	<b>243,350</b>	<b>4,648</b>	<b>76,446</b>	<b>324,444</b>	
<b>DEPARTMENT CORE ADJUSTMENTS</b>							
Core Reallocation	[#1666] EE	0.00	0	(1,400)	0	(1,400)	REALLOCATION TO ALIGN BUDGET WITH PLANNED EXPENDITURES
Core Reallocation	[#1673] EE	0.00	(15,000)	0	0	(15,000)	REALLOCATION TO ALIGN BUDGET WITH PLANNED EXPENDITURES
<b>NET DEPARTMENT CHANGES</b>		<b>0.00</b>	<b>(15,000)</b>	<b>(1,400)</b>	<b>0</b>	<b>(16,400)</b>	
<b>DEPARTMENT CORE REQUEST</b>							
	EE	0.00	228,350	3,248	76,446	308,044	
	<b>Total</b>	<b>0.00</b>	<b>228,350</b>	<b>3,248</b>	<b>76,446</b>	<b>308,044</b>	
<b>GOVERNOR'S RECOMMENDED CORE</b>							
	EE	0.00	228,350	3,248	76,446	308,044	
	<b>Total</b>	<b>0.00</b>	<b>228,350</b>	<b>3,248</b>	<b>76,446</b>	<b>308,044</b>	

**CORE RECONCILIATION**

STATE  
AGRICULTURE STATE OWNED

**5. CORE RECONCILIATION**

		Budget Class	FTE	GR	Federal	Other	Total	Explanation
<b>TAFP AFTER VETOES</b>								
		EE	0.00	91,700	25,222	439,632	556,554	
		<b>Total</b>	<b>0.00</b>	<b>91,700</b>	<b>25,222</b>	<b>439,632</b>	<b>556,554</b>	
<b>DEPARTMENT CORE ADJUSTMENTS</b>								
Core Reallocation	[#1699]	EE	0.00	15,000	0	0	15,000	REALLOCATION TO ALIGN BUDGET WITH PLANNED EXPENDITURES
Core Reallocation	[#1718]	EE	0.00	0	0	2,100	2,100	REALLOCATION TO ALIGN BUDGET WITH PLANNED EXPENDITURES
Core Reallocation	[#1719]	EE	0.00	0	0	3,200	3,200	REALLOCATION TO ALIGN BUDGET WITH PLANNED EXPENDITURES
Core Reallocation	[#1748]	EE	0.00	0	3,000	0	3,000	REALLOCATION TO ALIGN BUDGET WITH PLANNED EXPENDITURES
<b>NET DEPARTMENT CHANGES</b>			<b>0.00</b>	<b>15,000</b>	<b>3,000</b>	<b>5,300</b>	<b>23,300</b>	
<b>DEPARTMENT CORE REQUEST</b>								
		EE	0.00	106,700	28,222	444,932	579,854	
		<b>Total</b>	<b>0.00</b>	<b>106,700</b>	<b>28,222</b>	<b>444,932</b>	<b>579,854</b>	
<b>GOVERNOR'S RECOMMENDED CORE</b>								
		EE	0.00	106,700	28,222	444,932	579,854	
		<b>Total</b>	<b>0.00</b>	<b>106,700</b>	<b>28,222</b>	<b>444,932</b>	<b>579,854</b>	

**CORE DECISION ITEM**

<b>Department:</b> Attorney General	<b>Budget Unit:</b> 34443C & 34444C
<b>Division:</b>	
<b>Core:</b> HB13 Real Estate	<b>HB Section:</b> 13.005 & 13.010

**1. CORE FINANCIAL SUMMARY**

	FY 2023 Budget Request			
	GR	Federal	Other	Total
PS	0	0	0	0
EE	953,588	286,370	407,389	1,647,347
PSD	0	0	0	0
TRF	0	0	0	0
<b>Total</b>	<b>953,588</b>	<b>286,370</b>	<b>407,389</b>	<b>1,647,347</b>
<b>FTE</b>	<b>0.00</b>	<b>0.00</b>	<b>0.00</b>	<b>0.00</b>

	FY 2023 Governor's Recommendation			
	GR	Federal	Other	Total
PS	0	0	0	0
EE	953,588	286,370	407,389	1,647,347
PSD	0	0	0	0
TRF	0	0	0	0
<b>Total</b>	<b>953,588</b>	<b>286,370</b>	<b>407,389</b>	<b>1,647,347</b>
<b>FTE</b>	<b>0.00</b>	<b>0.00</b>	<b>0.00</b>	<b>0.00</b>

<b>Est. Fringe</b>	0	0	0	0
--------------------	---	---	---	---

*Note: Fringes budgeted in House Bill 5 except for certain fringes budgeted directly to MoDOT, Highway Patrol, and Conservation.*

<b>Est. Fringe</b>	0	0	0	0
--------------------	---	---	---	---

*Note: Fringes budgeted in House Bill 5 except for certain fringes budgeted directly to MoDOT, Highway Patrol, and Conservation.*

Other Funds: See Fund Summary.

Other Funds: See Fund Summary.

**2. CORE DESCRIPTION**

The Division of Facilities Management, Design & Construction (FMDC) is responsible for the oversight and management of approximately thirteen (13) lease contracts, totaling over thirty-six thousand (36,000) sq. ft. and one hundred fifteen thousand (115,000) sq. ft. of state-owned space on behalf of the Attorney General's Office.

	FY 2023 Budget Request			
	GR	Federal	Other	Total
Leasing	\$448,182	\$132,290	\$323,353	\$903,825
State-Owned	\$505,406	\$154,080	\$84,036	\$743,522
<b>Total</b>	<b>\$953,588</b>	<b>\$286,370</b>	<b>\$407,389</b>	<b>\$1,647,347</b>

	FY 2023 Governor's Recommendation			
	GR	Federal	Other	Total
Leasing	\$448,182	\$132,290	\$323,353	\$903,825
State-Owned	\$505,406	\$154,080	\$84,036	\$743,522
<b>Total</b>	<b>\$953,588</b>	<b>\$286,370</b>	<b>\$407,389</b>	<b>\$1,647,347</b>

**3. PROGRAM LISTING (list programs included in this core funding)**

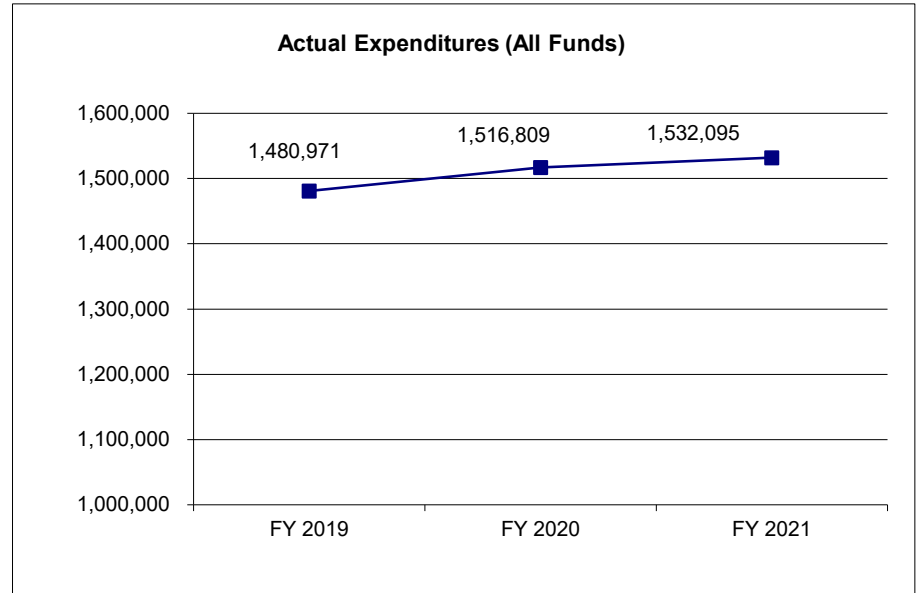
N/A.

**CORE DECISION ITEM**

<b>Department:</b> Attorney General	<b>Budget Unit:</b> 34443C & 34444C
<b>Division:</b>	
<b>Core:</b> HB13 Real Estate	<b>HB Section:</b> 13.005 & 13.010

**4. FINANCIAL HISTORY**

	FY 2019 Actual	FY 2020 Actual	FY 2021 Actual	FY 2022 Current Yr.
Appropriation (All Funds)	1,564,200	1,636,736	1,606,851	1,647,347
Less Reverted (All Funds)	(26,800)	(28,734)	(27,731)	(28,607)
Less Restricted (All Funds)*	0	0	0	0
Budget Authority (All Funds)	1,537,400	1,608,002	1,579,120	1,618,740
Actual Expenditures (All Funds)	1,480,971	1,516,809	1,532,095	N/A
Unexpended (All Funds)	56,429	91,193	47,025	0
Unexpended, by Fund:				
General Revenue	39,531	70,219	23,458	N/A
Federal	5,839	3,315	(1,833)	N/A
Other	11,059	17,659	24,950	N/A



\*Restricted amount is as of \_\_\_\_\_.

Reverted includes the statutory three-percent reserve amount (when applicable).

Restricted includes any Governor's Expenditure Restrictions which remained at the end of the fiscal year (when applicable).

**NOTES:**

Expenditures by HB Section:		FY 2019 Actual	FY 2020 Actual	FY 2021 Actual
13.005	Leasing	763,005	775,591	771,706
13.010	State-Owned	717,966	741,218	760,389
13.015	Institutional	0	0	0
	<b>Total</b>	1,480,971	1,516,809	1,532,095

**CORE RECONCILIATION**

STATE  
ATTORNEY GENERAL LEASING

**5. CORE RECONCILIATION**

	Budget Class	FTE	GR	Federal	Other	Total	Explanation
<b>TAFP AFTER VETOES</b>							
	EE	0.00	448,182	132,290	323,353	903,825	
	<b>Total</b>	<b>0.00</b>	<b>448,182</b>	<b>132,290</b>	<b>323,353</b>	<b>903,825</b>	
<b>DEPARTMENT CORE ADJUSTMENTS</b>							
Core Reallocation	[#1685] EE	0.00	0	0	(2,000)	(2,000)	REALLOCATION TO ALIGN BUDGET WITH PLANNED EXPENDITURES
Core Reallocation	[#1686] EE	0.00	0	0	(2,000)	(2,000)	REALLOCATION TO ALIGN BUDGET WITH PLANNED EXPENDITURES
<b>NET DEPARTMENT CHANGES</b>		<b>0.00</b>	<b>0</b>	<b>0</b>	<b>(4,000)</b>	<b>(4,000)</b>	
<b>DEPARTMENT CORE REQUEST</b>							
	EE	0.00	448,182	132,290	319,353	899,825	
	<b>Total</b>	<b>0.00</b>	<b>448,182</b>	<b>132,290</b>	<b>319,353</b>	<b>899,825</b>	
<b>GOVERNOR'S RECOMMENDED CORE</b>							
	EE	0.00	448,182	132,290	319,353	899,825	
	<b>Total</b>	<b>0.00</b>	<b>448,182</b>	<b>132,290</b>	<b>319,353</b>	<b>899,825</b>	

**CORE RECONCILIATION**

STATE  
ATTORNEY GENERAL STATE OWNED

**5. CORE RECONCILIATION**

		Budget Class	FTE	GR	Federal	Other	Total	Explanation
<b>TAFP AFTER VETOES</b>								
		EE	0.00	505,406	154,080	84,036	743,522	
		<b>Total</b>	<b>0.00</b>	<b>505,406</b>	<b>154,080</b>	<b>84,036</b>	<b>743,522</b>	
<b>DEPARTMENT CORE ADJUSTMENTS</b>								
Core Reallocation	[#1720]	EE	0.00	0	0	119,000	119,000	REALLOCATION TO ALIGN BUDGET WITH PLANNED EXPENDITURES
Core Reallocation	[#1721]	EE	0.00	0	0	2,500	2,500	REALLOCATION TO ALIGN BUDGET WITH PLANNED EXPENDITURES
Core Reallocation	[#1722]	EE	0.00	0	0	2,300	2,300	REALLOCATION TO ALIGN BUDGET WITH PLANNED EXPENDITURES
<b>NET DEPARTMENT CHANGES</b>			<b>0.00</b>	<b>0</b>	<b>0</b>	<b>123,800</b>	<b>123,800</b>	
<b>DEPARTMENT CORE REQUEST</b>								
		EE	0.00	505,406	154,080	207,836	867,322	
		<b>Total</b>	<b>0.00</b>	<b>505,406</b>	<b>154,080</b>	<b>207,836</b>	<b>867,322</b>	
<b>GOVERNOR'S RECOMMENDED CORE</b>								
		EE	0.00	505,406	154,080	207,836	867,322	
		<b>Total</b>	<b>0.00</b>	<b>505,406</b>	<b>154,080</b>	<b>207,836</b>	<b>867,322</b>	



**CORE DECISION ITEM**

<b>Department:</b> Auditor	<b>Budget Unit:</b> 34449C & 34450C
<b>Division:</b>	
<b>Core:</b> HB13 Real Estate	<b>HB Section:</b> 13.005 & 13.010

**1. CORE FINANCIAL SUMMARY**

	FY 2023 Budget Request			
	GR	Federal	Other	Total
PS	0	0	0	0
EE	200,350	0	0	200,350
PSD	0	0	0	0
TRF	0	0	0	0
<b>Total</b>	<b>200,350</b>	<b>0</b>	<b>0</b>	<b>200,350</b>
FTE	0.00	0.00	0.00	0.00

	FY 2023 Governor's Recommendation			
	GR	Federal	Other	Total
PS	0	0	0	0
EE	200,350	0	0	200,350
PSD	0	0	0	0
TRF	0	0	0	0
<b>Total</b>	<b>200,350</b>	<b>0</b>	<b>0</b>	<b>200,350</b>
FTE	0.00	0.00	0.00	0.00

<b>Est. Fringe</b>	0	0	0	0
--------------------	---	---	---	---

*Note: Fringes budgeted in House Bill 5 except for certain fringes budgeted directly to MoDOT, Highway Patrol, and Conservation.*

<b>Est. Fringe</b>	0	0	0	0
--------------------	---	---	---	---

*Note: Fringes budgeted in House Bill 5 except for certain fringes budgeted directly to MoDOT, Highway Patrol, and Conservation.*

Other Funds: N/A

Other Funds: N/A

**2. CORE DESCRIPTION**

The Division of Facilities Management, Design & Construction (FMDC) is responsible for the oversight and management of three (3) parking lease contracts and approximately twenty-six thousand (26,000) sq. ft. of state-owned space on behalf of the State Auditor's Office.

	FY 2023 Budget Request			
	GR	Federal	Other	Total
Leasing	\$12,283	\$0	\$0	\$12,283
State-Owned	\$188,067	\$0	\$0	\$188,067
<b>Total</b>	<b>\$200,350</b>	<b>\$0</b>	<b>\$0</b>	<b>\$200,350</b>

	FY 2023 Governor's Recommendation			
	GR	Federal	Other	Total
Leasing	\$12,283	\$0	\$0	\$12,283
State-Owned	\$188,067	\$0	\$0	\$188,067
<b>Total</b>	<b>\$200,350</b>	<b>\$0</b>	<b>\$0</b>	<b>\$200,350</b>

**3. PROGRAM LISTING (list programs included in this core funding)**

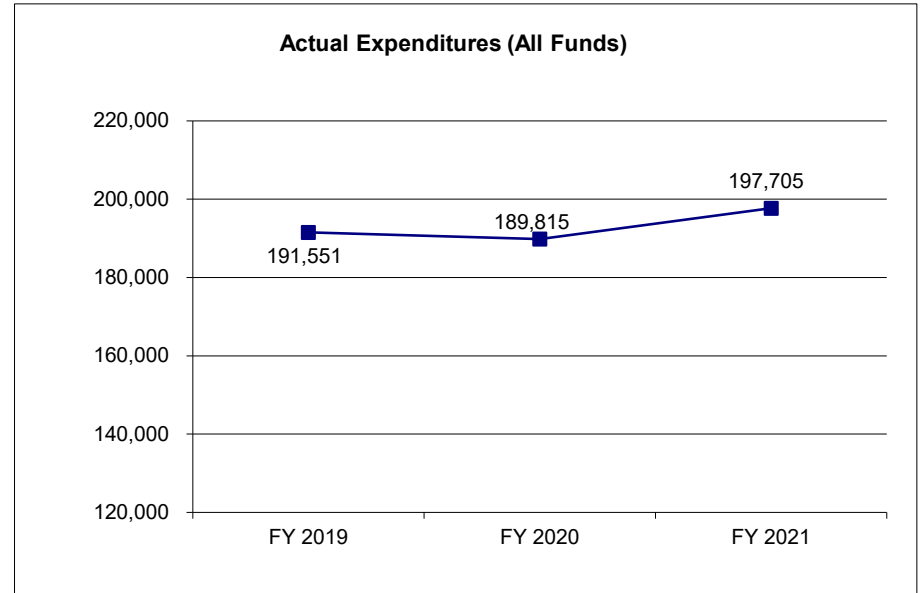
N/A.

**CORE DECISION ITEM**

<b>Department:</b> Auditor	<b>Budget Unit:</b> 34449C & 34450C
<b>Division:</b>	
<b>Core:</b> HB13 Real Estate	<b>HB Section:</b> 13.005 & 13.010

**4. FINANCIAL HISTORY**

	<b>FY 2019 Actual</b>	<b>FY 2020 Actual</b>	<b>FY 2021 Actual</b>	<b>FY 2022 Current Yr.</b>
Appropriation (All Funds)	194,915	192,312	213,118	200,350
Less Reverted (All Funds)	(5,847)	(5,770)	(6,394)	(6,010)
Less Restricted (All Funds)*	0	0	0	0
Budget Authority (All Funds)	189,068	186,542	206,724	194,340
Actual Expenditures (All Funds)	191,551	189,815	197,705	N/A
Unexpended (All Funds)	(2,483)	(3,273)	9,019	0
Unexpended, by Fund:				
General Revenue	(2,483)	(3,273)	9,019	N/A
Federal	0	0	0	N/A
Other	0	0	0	N/A



\*Restricted amount is as of \_\_\_\_\_.

Reverted includes the statutory three-percent reserve amount (when applicable).

Restricted includes any Governor's Expenditure Restrictions which remained at the end of the fiscal year (when applicable).

**NOTES:**

<b>Expenditures by HB Section:</b>		<b>FY 2019 Actual</b>	<b>FY 2020 Actual</b>	<b>FY 2021 Actual</b>
13.005	Leasing	6,647	9,079	9,343
13.010	State-Owned	184,904	180,736	188,362
13.015	Institutional	0	0	0
	<b>Total</b>	<b>191,551</b>	<b>189,815</b>	<b>197,705</b>

**CORE RECONCILIATION**

---

STATE  
AUDITOR LEASING

---

**5. CORE RECONCILIATION**

---

	<b>Budget Class</b>	<b>FTE</b>	<b>GR</b>	<b>Federal</b>	<b>Other</b>	<b>Total</b>	<b>Explanation</b>
<b>TAFP AFTER VETOES</b>	EE	0.00	12,283	0	0	12,283	
	<b>Total</b>	<b>0.00</b>	<b>12,283</b>	<b>0</b>	<b>0</b>	<b>12,283</b>	
<b>DEPARTMENT CORE REQUEST</b>	EE	0.00	12,283	0	0	12,283	
	<b>Total</b>	<b>0.00</b>	<b>12,283</b>	<b>0</b>	<b>0</b>	<b>12,283</b>	
<b>GOVERNOR'S RECOMMENDED CORE</b>	EE	0.00	12,283	0	0	12,283	
	<b>Total</b>	<b>0.00</b>	<b>12,283</b>	<b>0</b>	<b>0</b>	<b>12,283</b>	

**CORE RECONCILIATION**

STATE  
AUDITOR STATE OWNED

**5. CORE RECONCILIATION**

	Budget Class	FTE	GR	Federal	Other	Total	Explanation
<b>TAFP AFTER VETOES</b>							
	EE	0.00	188,067	0	0	188,067	
	<b>Total</b>	<b>0.00</b>	<b>188,067</b>	<b>0</b>	<b>0</b>	<b>188,067</b>	
<b>DEPARTMENT CORE ADJUSTMENTS</b>							
Core Reallocation	[#1700] EE	0.00	75,000	0	0	75,000	REALLOCATION TO ALIGN BUDGET WITH PLANNED EXPENDITURES
<b>NET DEPARTMENT CHANGES</b>		<b>0.00</b>	<b>75,000</b>	<b>0</b>	<b>0</b>	<b>75,000</b>	
<b>DEPARTMENT CORE REQUEST</b>							
	EE	0.00	263,067	0	0	263,067	
	<b>Total</b>	<b>0.00</b>	<b>263,067</b>	<b>0</b>	<b>0</b>	<b>263,067</b>	
<b>GOVERNOR'S RECOMMENDED CORE</b>							
	EE	0.00	263,067	0	0	263,067	
	<b>Total</b>	<b>0.00</b>	<b>263,067</b>	<b>0</b>	<b>0</b>	<b>263,067</b>	

**CORE DECISION ITEM**

<b>Department:</b> Corrections	<b>Budget Unit:</b> 34267C & 34268C
<b>Division:</b>	
<b>Core:</b> HB13 Real Estate	<b>HB Section:</b> 13.005 & 13.010

**1. CORE FINANCIAL SUMMARY**

	FY 2023 Budget Request			
	GR	Federal	Other	Total
PS	0	0	0	0
EE	7,360,691	0	254,328	7,615,019
PSD	0	0	0	0
TRF	0	0	0	0
<b>Total</b>	<b>7,360,691</b>	<b>0</b>	<b>254,328</b>	<b>7,615,019</b>

	FY 2023 Governor's Recommendation			
	GR	Federal	Other	Total
PS	0	0	0	0
EE	7,360,691	0	254,328	7,615,019
PSD	0	0	0	0
TRF	0	0	0	0
<b>Total</b>	<b>7,360,691</b>	<b>0</b>	<b>254,328</b>	<b>7,615,019</b>

FTE 0.00 0.00 0.00 0.00

FTE 0.00 0.00 0.00 0.00

<b>Est. Fringe</b>	0	0	0	0
--------------------	---	---	---	---

<b>Est. Fringe</b>	0	0	0	0
--------------------	---	---	---	---

*Note: Fringes budgeted in House Bill 5 except for certain fringes budgeted directly to MoDOT, Highway Patrol, and Conservation.*

*Note: Fringes budgeted in House Bill 5 except for certain fringes budgeted directly to MoDOT, Highway Patrol, and Conservation.*

Other Funds: See Fund Summary.

Other Funds: See Fund Summary.

**2. CORE DESCRIPTION**

The Division of Facilities Management, Design & Construction (FMDC) is responsible for the oversight and management of approximately ninety-eight (98) lease contracts, totaling approximately five hundred twenty thousand (520,000) sq. ft. and approximately ninety-four thousand (94,000) sq. ft. of state-owned space on behalf of the Department of Corrections.

	FY 2023 Budget Request			
	GR	Federal	Other	Total
Leasing	\$6,334,654	\$0	\$254,328	\$6,588,982
State-Owned	\$1,026,037	\$0	\$0	\$1,026,037
<b>Total</b>	<b>\$7,360,691</b>	<b>\$0</b>	<b>\$254,328</b>	<b>\$7,615,019</b>

	FY 2023 Governor's Recommendation			
	GR	Federal	Other	Total
Leasing	\$6,334,654	\$0	\$254,328	\$6,588,982
State-Owned	\$1,026,037	\$0	\$0	\$1,026,037
<b>Total</b>	<b>\$7,360,691</b>	<b>\$0</b>	<b>\$254,328</b>	<b>\$7,615,019</b>

**3. PROGRAM LISTING (list programs included in this core funding)**

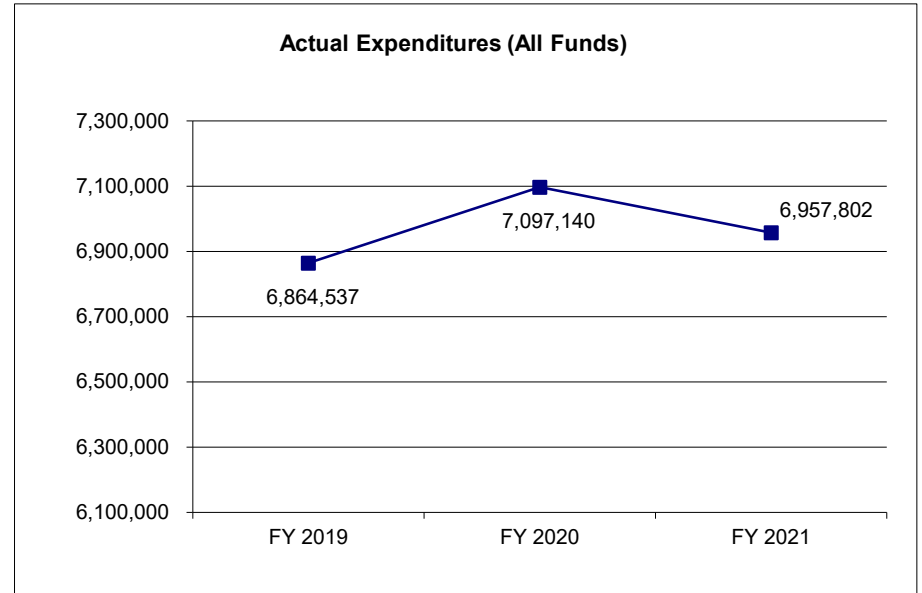
N/A

**CORE DECISION ITEM**

<b>Department:</b> Corrections	<b>Budget Unit:</b> 34267C & 34268C
<b>Division:</b>	
<b>Core:</b> HB13 Real Estate	<b>HB Section:</b> 13.005 & 13.010

**4. FINANCIAL HISTORY**

	<u>FY 2019 Actual</u>	<u>FY 2020 Actual</u>	<u>FY 2021 Actual</u>	<u>FY 2022 Current Yr.</u>
Appropriation (All Funds)	7,322,758	7,665,920	7,564,183	7,615,019
Less Reverted (All Funds)	(214,805)	(219,876)	(219,255)	(220,821)
Less Restricted (All Funds)*	0	0	0	0
Budget Authority (All Funds)	7,107,953	7,446,044	7,344,928	7,394,198
Actual Expenditures (All Funds)	<u>6,864,537</u>	<u>7,097,140</u>	<u>6,957,802</u>	N/A
Unexpended (All Funds)	<u>243,416</u>	<u>348,904</u>	<u>387,126</u>	0
Unexpended, by Fund:				
General Revenue	221,670	164,868	280,308	N/A
Federal	0	0	0	N/A
Other	21,746	184,036	106,818	N/A



\*Restricted amount is as of \_\_\_\_\_.

Reverted includes the statutory three-percent reserve amount (when applicable).

Restricted includes any Governor's Expenditure Restrictions which remained at the end of the fiscal year (when applicable).

**NOTES:**

<b>Expenditures by HB Section:</b>		<u>FY 2019 Actual</u>	<u>FY 2020 Actual</u>	<u>FY 2021 Actual</u>
13.005	Leasing	5,902,169	6,165,552	5,941,128
13.010	State-Owned	962,368	931,588	1,016,674
13.015	Institutional	0	0	0
	<b>Total</b>	<u>6,864,537</u>	<u>7,097,140</u>	<u>6,957,802</u>

**CORE RECONCILIATION**

STATE  
CORRECTIONS LEASING

**5. CORE RECONCILIATION**

	Budget Class	FTE	GR	Federal	Other	Total	Explanation
<b>TAFP AFTER VETOES</b>							
	EE	0.00	6,334,654	0	254,328	6,588,982	
	<b>Total</b>	<b>0.00</b>	<b>6,334,654</b>	<b>0</b>	<b>254,328</b>	<b>6,588,982</b>	
<b>DEPARTMENT CORE ADJUSTMENTS</b>							
Core Reallocation	[#1674] EE	0.00	(500,000)	0	0	(500,000)	REALLOCATION TO ALIGN BUDGET WITH PLANNED EXPENDITURES
<b>NET DEPARTMENT CHANGES</b>		<b>0.00</b>	<b>(500,000)</b>	<b>0</b>	<b>0</b>	<b>(500,000)</b>	
<b>DEPARTMENT CORE REQUEST</b>							
	EE	0.00	5,834,654	0	254,328	6,088,982	
	<b>Total</b>	<b>0.00</b>	<b>5,834,654</b>	<b>0</b>	<b>254,328</b>	<b>6,088,982</b>	
<b>GOVERNOR'S RECOMMENDED CORE</b>							
	EE	0.00	5,834,654	0	254,328	6,088,982	
	<b>Total</b>	<b>0.00</b>	<b>5,834,654</b>	<b>0</b>	<b>254,328</b>	<b>6,088,982</b>	

**CORE RECONCILIATION**

STATE  
CORRECTIONS STATE OWNED

**5. CORE RECONCILIATION**

	Budget Class	FTE	GR	Federal	Other	Total	Explanation
<b>TAFP AFTER VETOES</b>							
	EE	0.00	1,026,037	0	0	1,026,037	
	<b>Total</b>	<b>0.00</b>	<b>1,026,037</b>	<b>0</b>	<b>0</b>	<b>1,026,037</b>	
<b>DEPARTMENT CORE ADJUSTMENTS</b>							
Core Reallocation	[#1701] EE	0.00	150,000	0	0	150,000	REALLOCATION TO ALIGN BUDGET WITH PLANNED EXPENDITURES
<b>NET DEPARTMENT CHANGES</b>		<b>0.00</b>	<b>150,000</b>	<b>0</b>	<b>0</b>	<b>150,000</b>	
<b>DEPARTMENT CORE REQUEST</b>							
	EE	0.00	1,176,037	0	0	1,176,037	
	<b>Total</b>	<b>0.00</b>	<b>1,176,037</b>	<b>0</b>	<b>0</b>	<b>1,176,037</b>	
<b>GOVERNOR'S RECOMMENDED CORE</b>							
	EE	0.00	1,176,037	0	0	1,176,037	
	<b>Total</b>	<b>0.00</b>	<b>1,176,037</b>	<b>0</b>	<b>0</b>	<b>1,176,037</b>	



**CORE DECISION ITEM**

<b>Department:</b> Economic Development	<b>Budget Unit:</b> 34151C & 34153C
<b>Division:</b>	
<b>Core:</b> HB13 Real Estate	<b>HB Section:</b> 13.005 & 13.010

**1. CORE FINANCIAL SUMMARY**

	FY 2023 Budget Request					FY 2023 Governor's Recommendation			
	GR	Federal	Other	Total		GR	Federal	Other	Total
PS	0	0	0	0	PS	0	0	0	0
EE	220,697	0	166,483	387,180	EE	220,697	0	166,483	387,180
PSD	0	0	0	0	PSD	0	0	0	0
TRF	0	0	0	0	TRF	0	0	0	0
<b>Total</b>	<b>220,697</b>	<b>0</b>	<b>166,483</b>	<b>387,180</b>	<b>Total</b>	<b>220,697</b>	<b>0</b>	<b>166,483</b>	<b>387,180</b>
<b>FTE</b>	<b>0.00</b>	<b>0.00</b>	<b>0.00</b>	<b>0.00</b>	<b>FTE</b>	<b>0.00</b>	<b>0.00</b>	<b>0.00</b>	<b>0.00</b>

<b>Est. Fringe</b>	0	0	0	0
--------------------	---	---	---	---

*Note: Fringes budgeted in House Bill 5 except for certain fringes budgeted directly to MoDOT, Highway Patrol, and Conservation.*

<b>Est. Fringe</b>	0	0	0	0
--------------------	---	---	---	---

*Note: Fringes budgeted in House Bill 5 except for certain fringes budgeted directly to MoDOT, Highway Patrol, and Conservation.*

Other Funds: See Fund Summary.

Other Funds: See Fund Summary.

**2. CORE DESCRIPTION**

The Division of Facilities Management, Design & Construction (FMDC) is responsible for the oversight and management of approximately two (2) lease contracts, totaling over thirteen hundred (1,300) sq. ft. and approximately forty-eight thousand (48,000) sq. ft. of state-owned space on behalf of the Department of Economic Development.

	FY 2023 Budget Request					FY 2023 Governor's Recommendation			
	GR	Federal	Other	Total		GR	Federal	Other	Total
Leasing	\$56	\$0	\$4,795	\$4,851	Leasing	\$56	\$0	\$4,795	\$4,851
State-Owned	\$220,641	\$0	\$161,688	\$382,329	State-Owned	\$220,641	\$0	\$161,688	\$382,329
<b>Total</b>	<b>\$220,697</b>	<b>\$0</b>	<b>\$166,483</b>	<b>\$387,180</b>	<b>Total</b>	<b>\$220,697</b>	<b>\$0</b>	<b>\$166,483</b>	<b>\$387,180</b>

**3. PROGRAM LISTING (list programs included in this core funding)**

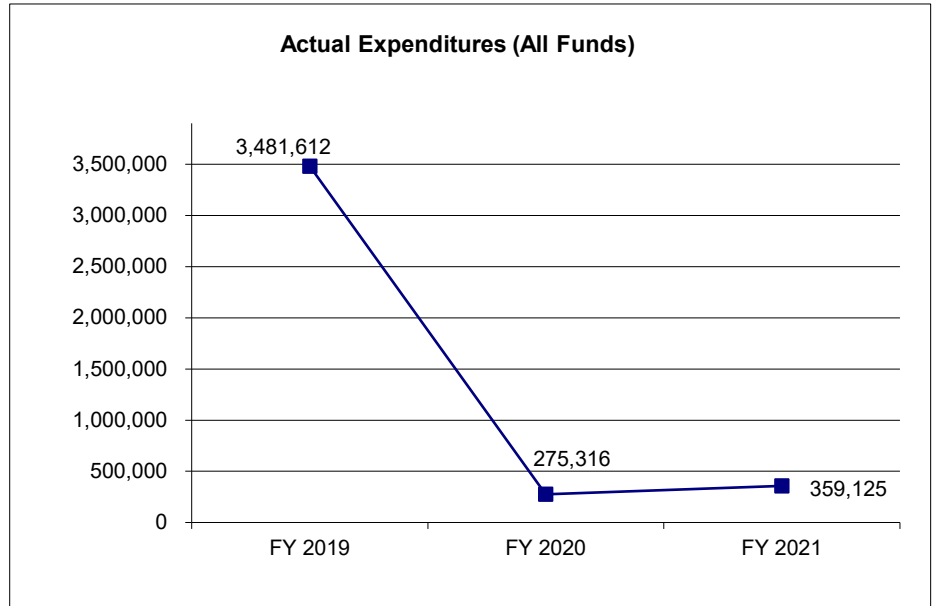
N/A

**CORE DECISION ITEM**

<b>Department:</b> Economic Development	<b>Budget Unit:</b> 34151C & 34153C
<b>Division:</b>	
<b>Core:</b> HB13 Real Estate	<b>HB Section:</b> 13.005 & 13.010

**4. FINANCIAL HISTORY**

	FY 2019 Actual	FY 2020 Actual	FY 2021 Actual	FY 2022 Current Yr.
Appropriation (All Funds)	3,835,518	348,463	431,921	387,180
Less Reverted (All Funds)	(7,262)	(5,951)	(7,801)	(6,621)
Less Restricted (All Funds)*	0	0	0	0
Budget Authority (All Funds)	3,828,256	342,512	424,120	380,559
Actual Expenditures (All Funds)	3,481,612	275,316	359,125	N/A
Unexpended (All Funds)	346,644	67,196	64,995	0
Unexpended, by Fund:				
General Revenue	243	51,148	24,515	N/A
Federal	300,671	0	0	N/A
Other	45,730	16,048	40,480	N/A
	(1)			



\*Restricted amount is as of \_\_\_\_\_.

Reverted includes the statutory three-percent reserve amount (when applicable).

Restricted includes any Governor's Expenditure Restrictions which remained at the end of the fiscal year (when applicable).

**NOTES:** (1) - Reduction due to Executive Order 19-01, 19-02 and 19-03.

Expenditures by HB Section:		FY 2019 Actual	FY 2020 Actual	FY 2021 Actual
13.005	Leasing	2,273,309	3,969	4,414
13.010	State-Owned	1,208,303	271,347	354,711
13.015	Institutional	0	0	0
	<b>Total</b>	3,481,612	275,316	359,125

**CORE RECONCILIATION**

STATE  
DED LEASING

**5. CORE RECONCILIATION**

	Budget Class	FTE	GR	Federal	Other	Total	Explanation
<b>TAFP AFTER VETOES</b>							
	EE	0.00	56	0	4,795	4,851	
	<b>Total</b>	<b>0.00</b>	<b>56</b>	<b>0</b>	<b>4,795</b>	<b>4,851</b>	
<b>DEPARTMENT CORE ADJUSTMENTS</b>							
Transfer In	[#1829] EE	0.00	2,070	0	0	2,070	Transfer funding from HB7 to cover costs associated with DED space needs at a leased facility in Springfield.
<b>NET DEPARTMENT CHANGES</b>		<b>0.00</b>	<b>2,070</b>	<b>0</b>	<b>0</b>	<b>2,070</b>	
<b>DEPARTMENT CORE REQUEST</b>							
	EE	0.00	2,126	0	4,795	6,921	
	<b>Total</b>	<b>0.00</b>	<b>2,126</b>	<b>0</b>	<b>4,795</b>	<b>6,921</b>	
<b>GOVERNOR'S RECOMMENDED CORE</b>							
	EE	0.00	2,126	0	4,795	6,921	
	<b>Total</b>	<b>0.00</b>	<b>2,126</b>	<b>0</b>	<b>4,795</b>	<b>6,921</b>	

**CORE RECONCILIATION**

STATE  
DED STATE OWNED

**5. CORE RECONCILIATION**

	Budget Class	FTE	GR	Federal	Other	Total	Explanation
<b>TAFP AFTER VETOES</b>							
	EE	0.00	220,641	0	161,688	382,329	
	<b>Total</b>	<b>0.00</b>	<b>220,641</b>	<b>0</b>	<b>161,688</b>	<b>382,329</b>	
<b>DEPARTMENT CORE ADJUSTMENTS</b>							
Core Reallocation	[#1702] EE	0.00	10,000	0	0	10,000	REALLOCATION TO ALIGN BUDGET WITH PLANNED EXPENDITURES
Core Reallocation	[#1723] EE	0.00	0	0	(50,000)	(50,000)	REALLOCATION TO ALIGN BUDGET WITH PLANNED EXPENDITURES
<b>NET DEPARTMENT CHANGES</b>		<b>0.00</b>	<b>10,000</b>	<b>0</b>	<b>(50,000)</b>	<b>(40,000)</b>	
<b>DEPARTMENT CORE REQUEST</b>							
	EE	0.00	230,641	0	111,688	342,329	
	<b>Total</b>	<b>0.00</b>	<b>230,641</b>	<b>0</b>	<b>111,688</b>	<b>342,329</b>	
<b>GOVERNOR'S RECOMMENDED CORE</b>							
	EE	0.00	230,641	0	111,688	342,329	
	<b>Total</b>	<b>0.00</b>	<b>230,641</b>	<b>0</b>	<b>111,688</b>	<b>342,329</b>	

**CORE DECISION ITEM**

<b>Department:</b> Elementary and Secondary Education	<b>Budget Unit:</b> 33813C, 33815C, & 33816C
<b>Division:</b>	
<b>Core:</b> HB13 Real Estate	<b>HB Section:</b> 13.005, 13.010, & 13.015

**1. CORE FINANCIAL SUMMARY**

	FY 2023 Budget Request					FY 2023 Governor's Recommendation			
	GR	Federal	Other	Total		GR	Federal	Other	Total
PS	0	0	0	0	PS	0	0	0	0
EE	5,110,674	3,258,570	38,631	8,407,875	EE	5,110,674	3,258,570	38,631	8,407,875
PSD	0	0	0	0	PSD	0	0	0	0
TRF	0	0	0	0	TRF	0	0	0	0
<b>Total</b>	<b>5,110,674</b>	<b>3,258,570</b>	<b>38,631</b>	<b>8,407,875</b>	<b>Total</b>	<b>5,110,674</b>	<b>3,258,570</b>	<b>38,631</b>	<b>8,407,875</b>
<b>FTE</b>	<b>0.00</b>	<b>0.00</b>	<b>0.00</b>	<b>0.00</b>	<b>FTE</b>	<b>0.00</b>	<b>0.00</b>	<b>0.00</b>	<b>0.00</b>
<i>Est. Fringe</i>	0	0	0	0	<i>Est. Fringe</i>	0	0	0	0
<i>Note: Fringes budgeted in House Bill 5 except for certain fringes budgeted directly to MoDOT, Highway Patrol, and Conservation.</i>					<i>Note: Fringes budgeted in House Bill 5 except for certain fringes budgeted directly to MoDOT, Highway Patrol, and Conservation.</i>				

Other Funds: See Fund Summary.

Other Funds: See Fund Summary.

**2. CORE DESCRIPTION**

The Division of Facilities Management, Design & Construction (FMDC) is responsible for the oversight and management of approximately thirty-two (32) lease contracts, totaling over one hundred seventy thousand (170,000) sq. ft., one hundred ninety-two thousand (192,000) sq. ft. of state-owned space and an estimated one million one hundred thousand (1.1M) sq. ft. of institutional space on behalf of the Department of Elementary & Secondary Education.

	FY 2023 Budget Request					FY 2023 Governor's Recommendation			
	GR	Federal	Other	Total		GR	Federal	Other	Total
Leasing	\$459,531	\$1,828,264	\$38,631	\$2,326,426	Leasing	\$459,531	\$1,828,264	\$38,631	\$2,326,426
State-Owned	\$346,816	\$1,430,306	\$0	\$1,777,122	State-Owned	\$346,816	\$1,430,306	\$0	\$1,777,122
Institutional	\$4,304,327	\$0	\$0	\$4,304,327	Institutional	\$4,304,327	\$0	\$0	\$4,304,327
<b>Total</b>	<b>\$5,110,674</b>	<b>\$3,258,570</b>	<b>\$38,631</b>	<b>\$8,407,875</b>	<b>Total</b>	<b>\$5,110,674</b>	<b>\$3,258,570</b>	<b>\$38,631</b>	<b>\$8,407,875</b>

**3. PROGRAM LISTING (list programs included in this core funding)**

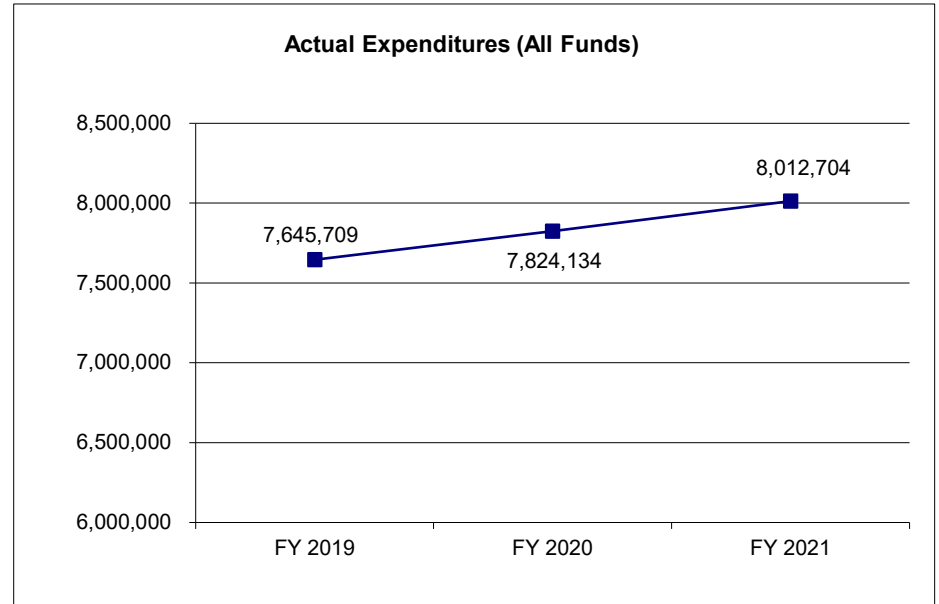
N/A

**CORE DECISION ITEM**

<b>Department:</b> Elementary and Secondary Education	<b>Budget Unit:</b> 33813C, 33815C, & 33816C
<b>Division:</b>	
<b>Core:</b> HB13 Real Estate	<b>HB Section:</b> 13.005, 13.010, & 13.015

**4. FINANCIAL HISTORY**

	FY 2019 Actual	FY 2020 Actual	FY 2021 Actual	FY 2022 Current Yr.
Appropriation (All Funds)	8,110,069	8,259,772	8,360,862	8,407,875
Less Reverted (All Funds)	(146,323)	(150,849)	(153,309)	(153,320)
Less Restricted (All Funds)*	0	0	0	0
Budget Authority (All Funds)	7,963,746	8,108,923	8,207,553	8,254,555
Actual Expenditures (All Funds)	7,645,709	7,824,134	8,012,704	N/A
Unexpended (All Funds)	318,037	284,789	194,849	0
Unexpended, by Fund:				
General Revenue	(36,358)	1,388	39,905	N/A
Federal	344,970	274,478	147,779	N/A
Other	9,425	8,923	7,165	N/A



\*Restricted amount is as of \_\_\_\_\_.

Reverted includes the statutory three-percent reserve amount (when applicable).

Restricted includes any Governor's Expenditure Restrictions which remained at the end of the fiscal year (when applicable).

**NOTES:**

Expenditures by HB Section:		FY 2019 Actual	FY 2020 Actual	FY 2021 Actual
13.005	Leasing	2,137,852	2,156,640	2,157,888
13.010	State-Owned	1,496,508	1,562,293	1,735,401
13.015	Institutional	4,011,349	4,105,201	4,119,415
	<b>Total</b>	<b>7,645,709</b>	<b>7,824,134</b>	<b>8,012,704</b>

**CORE RECONCILIATION**

STATE  
DESE LEASING

**5. CORE RECONCILIATION**

	Budget Class	FTE	GR	Federal	Other	Total	Explanation
<b>TAFP AFTER VETOES</b>							
	EE	0.00	459,531	1,828,264	38,631	2,326,426	
	<b>Total</b>	<b>0.00</b>	<b>459,531</b>	<b>1,828,264</b>	<b>38,631</b>	<b>2,326,426</b>	
<b>DEPARTMENT CORE ADJUSTMENTS</b>							
Core Reallocation	[#1667] EE	0.00	0	(20,000)	0	(20,000)	REALLOCATION TO ALIGN BUDGET WITH PLANNED EXPENDITURES
<b>NET DEPARTMENT CHANGES</b>		<b>0.00</b>	<b>0</b>	<b>(20,000)</b>	<b>0</b>	<b>(20,000)</b>	
<b>DEPARTMENT CORE REQUEST</b>							
	EE	0.00	459,531	1,808,264	38,631	2,306,426	
	<b>Total</b>	<b>0.00</b>	<b>459,531</b>	<b>1,808,264</b>	<b>38,631</b>	<b>2,306,426</b>	
<b>GOVERNOR'S RECOMMENDED CORE</b>							
	EE	0.00	459,531	1,808,264	38,631	2,306,426	
	<b>Total</b>	<b>0.00</b>	<b>459,531</b>	<b>1,808,264</b>	<b>38,631</b>	<b>2,306,426</b>	

**CORE RECONCILIATION**

STATE  
DESE STATE OWNED

**5. CORE RECONCILIATION**

	Budget Class	FTE	GR	Federal	Other	Total	Explanation
<b>TAFP AFTER VETOES</b>							
	EE	0.00	346,816	1,430,306	0	1,777,122	
	<b>Total</b>	<b>0.00</b>	<b>346,816</b>	<b>1,430,306</b>	<b>0</b>	<b>1,777,122</b>	
<b>DEPARTMENT CORE ADJUSTMENTS</b>							
Core Reallocation	[#1694] EE	0.00	0	8,100	0	8,100	REALLOCATION TO ALIGN BUDGET WITH PLANNED EXPENDITURES
Core Reallocation	[#1703] EE	0.00	150,000	0	0	150,000	REALLOCATION TO ALIGN BUDGET WITH PLANNED EXPENDITURES
<b>NET DEPARTMENT CHANGES</b>		<b>0.00</b>	<b>150,000</b>	<b>8,100</b>	<b>0</b>	<b>158,100</b>	
<b>DEPARTMENT CORE REQUEST</b>							
	EE	0.00	496,816	1,438,406	0	1,935,222	
	<b>Total</b>	<b>0.00</b>	<b>496,816</b>	<b>1,438,406</b>	<b>0</b>	<b>1,935,222</b>	
<b>GOVERNOR'S RECOMMENDED CORE</b>							
	EE	0.00	496,816	1,438,406	0	1,935,222	
	<b>Total</b>	<b>0.00</b>	<b>496,816</b>	<b>1,438,406</b>	<b>0</b>	<b>1,935,222</b>	



**CORE RECONCILIATION**

---

STATE  
DESE INSTITUTIONAL

---

**5. CORE RECONCILIATION**

---

	<b>Budget Class</b>	<b>FTE</b>	<b>GR</b>	<b>Federal</b>	<b>Other</b>	<b>Total</b>	<b>Explanation</b>
<b>TAFP AFTER VETOES</b>	EE	0.00	4,304,327	0	0	4,304,327	
	<b>Total</b>	<b>0.00</b>	<b>4,304,327</b>	<b>0</b>	<b>0</b>	<b>4,304,327</b>	
<b>DEPARTMENT CORE REQUEST</b>	EE	0.00	4,304,327	0	0	4,304,327	
	<b>Total</b>	<b>0.00</b>	<b>4,304,327</b>	<b>0</b>	<b>0</b>	<b>4,304,327</b>	
<b>GOVERNOR'S RECOMMENDED CORE</b>	EE	0.00	4,304,327	0	0	4,304,327	
	<b>Total</b>	<b>0.00</b>	<b>4,304,327</b>	<b>0</b>	<b>0</b>	<b>4,304,327</b>	

**CORE DECISION ITEM**

<b>Department:</b> Office of Administration	<b>Budget Unit:</b> 34030C
<b>Division:</b> Ethics Commission	
<b>Core:</b> HB13 Real Estate	<b>HB Section:</b> 13.005

**1. CORE FINANCIAL SUMMARY**

	FY 2023 Budget Request			
	GR	Federal	Other	Total
PS	0	0	0	0
EE	110,761	0	0	110,761
PSD	0	0	0	0
TRF	0	0	0	0
<b>Total</b>	<b>110,761</b>	<b>0</b>	<b>0</b>	<b>110,761</b>
<b>FTE</b>	<b>0.00</b>	<b>0.00</b>	<b>0.00</b>	<b>0.00</b>

	FY 2023 Governor's Recommendation			
	GR	Federal	Other	Total
PS	0	0	0	0
EE	110,761	0	0	110,761
PSD	0	0	0	0
TRF	0	0	0	0
<b>Total</b>	<b>110,761</b>	<b>0</b>	<b>0</b>	<b>110,761</b>
<b>FTE</b>	<b>0.00</b>	<b>0.00</b>	<b>0.00</b>	<b>0.00</b>

<b>Est. Fringe</b>	0	0	0	0
--------------------	---	---	---	---

*Note: Fringes budgeted in House Bill 5 except for certain fringes budgeted directly to MoDOT, Highway Patrol, and Conservation.*

<b>Est. Fringe</b>	0	0	0	0
--------------------	---	---	---	---

*Note: Fringes budgeted in House Bill 5 except for certain fringes budgeted directly to MoDOT, Highway Patrol, and Conservation.*

Other Funds: N/A

Other Funds: N/A

**2. CORE DESCRIPTION**

The Division of Facilities Management, Design & Construction (FMDC) is responsible for the oversight and management of one (1) lease contract for approximately seven thousand (7,000) sq. ft. of leased space on behalf of the Ethics Commission.

	FY 2023 Budget Request			
	GR	Federal	Other	Total
Leasing	\$110,761	\$0	\$0	\$110,761
<b>Total</b>	<b>\$110,761</b>	<b>\$0</b>	<b>\$0</b>	<b>\$110,761</b>

	FY 2023 Governor's Recommendation			
	GR	Federal	Other	Total
Leasing	\$110,761	\$0	\$0	\$110,761
<b>Total</b>	<b>\$110,761</b>	<b>\$0</b>	<b>\$0</b>	<b>\$110,761</b>

**3. PROGRAM LISTING (list programs included in this core funding)**

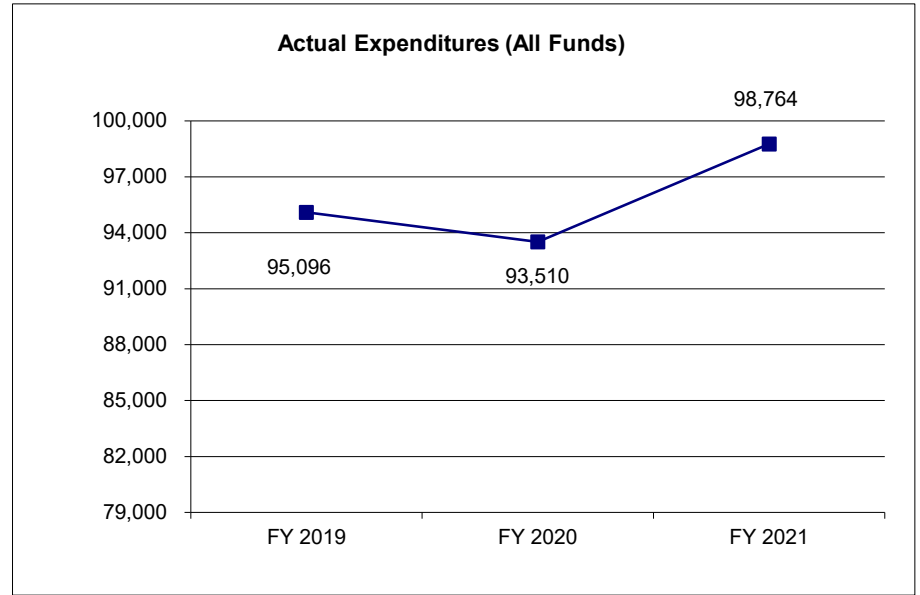
N/A

**CORE DECISION ITEM**

<b>Department:</b> Office of Administration	<b>Budget Unit:</b> 34030C
<b>Division:</b> Ethics Commission	
<b>Core:</b> HB13 Real Estate	<b>HB Section:</b> 13.005

**4. FINANCIAL HISTORY**

	<b>FY 2019 Actual</b>	<b>FY 2020 Actual</b>	<b>FY 2021 Actual</b>	<b>FY 2022 Current Yr.</b>
Appropriation (All Funds)	102,142	105,966	110,580	110,761
Less Reverted (All Funds)	(3,064)	(3,179)	(3,317)	(3,323)
Less Restricted (All Funds)*	0	0	0	0
Budget Authority (All Funds)	99,078	102,787	107,263	107,438
Actual Expenditures (All Funds)	95,096	93,510	98,764	N/A
Unexpended (All Funds)	3,982	9,277	8,499	0
Unexpended, by Fund:				
General Revenue	3,982	9,277	8,499	N/A
Federal	0	0	0	N/A
Other	0	0	0	N/A



\*Restricted amount is as of \_\_\_\_\_.

Reverted includes the statutory three-percent reserve amount (when applicable).

Restricted includes any Governor's Expenditure Restrictions which remained at the end of the fiscal year (when applicable).

**NOTES:**

<b>Expenditures by HB Section:</b>		<b>FY 2019 Actual</b>	<b>FY 2020 Actual</b>	<b>FY 2021 Actual</b>
13.005	Leasing	95,096	93,510	98,764
13.010	State-Owned	0	0	0
13.015	Institutional	0	0	0
	<b>Total</b>	<b>95,096</b>	<b>93,510</b>	<b>98,764</b>

**CORE RECONCILIATION**

---

STATE  
ETHICS COMMISSION LEASING

**5. CORE RECONCILIATION**

---

	Budget Class	FTE	GR	Federal	Other	Total	Explanation
<b>TAFP AFTER VETOES</b>							
	EE	0.00	110,761	0	0	110,761	
	<b>Total</b>	<b>0.00</b>	<b>110,761</b>	<b>0</b>	<b>0</b>	<b>110,761</b>	
<b>DEPARTMENT CORE ADJUSTMENTS</b>							
Core Reallocation	[#1676] EE	0.00	(50,000)	0	0	(50,000)	REALLOCATION TO ALIGN BUDGET WITH PLANNED EXPENDITURES
<b>NET DEPARTMENT CHANGES</b>		<b>0.00</b>	<b>(50,000)</b>	<b>0</b>	<b>0</b>	<b>(50,000)</b>	
<b>DEPARTMENT CORE REQUEST</b>							
	EE	0.00	60,761	0	0	60,761	
	<b>Total</b>	<b>0.00</b>	<b>60,761</b>	<b>0</b>	<b>0</b>	<b>60,761</b>	
<b>GOVERNOR'S RECOMMENDED CORE</b>							
	EE	0.00	60,761	0	0	60,761	
	<b>Total</b>	<b>0.00</b>	<b>60,761</b>	<b>0</b>	<b>0</b>	<b>60,761</b>	

**CORE DECISION ITEM**

<b>Department:</b> Public Safety	<b>Budget Unit:</b> 34240C & 34232C
<b>Division:</b> Gaming Commission	
<b>Core:</b> HB13 Real Estate	<b>HB Section:</b> 13.005 & 13.010

**1. CORE FINANCIAL SUMMARY**

	FY 2023 Budget Request			
	GR	Federal	Other	Total
PS	0	0	0	0
EE	0	0	500,263	500,263
PSD	0	0	0	0
TRF	0	0	0	0
<b>Total</b>	<b>0</b>	<b>0</b>	<b>500,263</b>	<b>500,263</b>

FTE 0.00      0.00      0.00      0.00

<b>Est. Fringe</b>	0	0	0	0
--------------------	---	---	---	---

*Note: Fringes budgeted in House Bill 5 except for certain fringes budgeted directly to MoDOT, Highway Patrol, and Conservation.*

Other Funds: See Fund Summary.

	FY 2023 Governor's Recommendation			
	GR	Federal	Other	Total
PS	0	0	0	0
EE	0	0	500,263	500,263
PSD	0	0	0	0
TRF	0	0	0	0
<b>Total</b>	<b>0</b>	<b>0</b>	<b>500,263</b>	<b>500,263</b>

FTE 0.00      0.00      0.00      0.00

<b>Est. Fringe</b>	0	0	0	0
--------------------	---	---	---	---

*Note: Fringes budgeted in House Bill 5 except for certain fringes budgeted directly to MoDOT, Highway Patrol, and Conservation.*

Other Funds: See Fund Summary.

**2. CORE DESCRIPTION**

The Division of Facilities Management, Design & Construction (FMDC) is responsible for the oversight and management of two (2) lease contracts, totaling approximately thirty-one thousand (31,000) sq. ft. and approximately five thousand eight hundred (5,800) sq. ft. of state-owned space on behalf of the Gaming Commission.

	FY 2023 Budget Request			
	GR	Federal	Other	Total
Leasing	\$0	\$0	\$421,426	\$421,426
State-Owned	\$0	\$0	\$78,837	\$78,837
<b>Total</b>	<b>\$0</b>	<b>\$0</b>	<b>\$500,263</b>	<b>\$500,263</b>

	FY 2023 Governor's Recommendation			
	GR	Federal	Other	Total
Leasing	\$0	\$0	\$421,426	\$421,426
State-Owned	\$0	\$0	\$78,837	\$78,837
<b>Total</b>	<b>\$0</b>	<b>\$0</b>	<b>\$500,263</b>	<b>\$500,263</b>

**3. PROGRAM LISTING (list programs included in this core funding)**

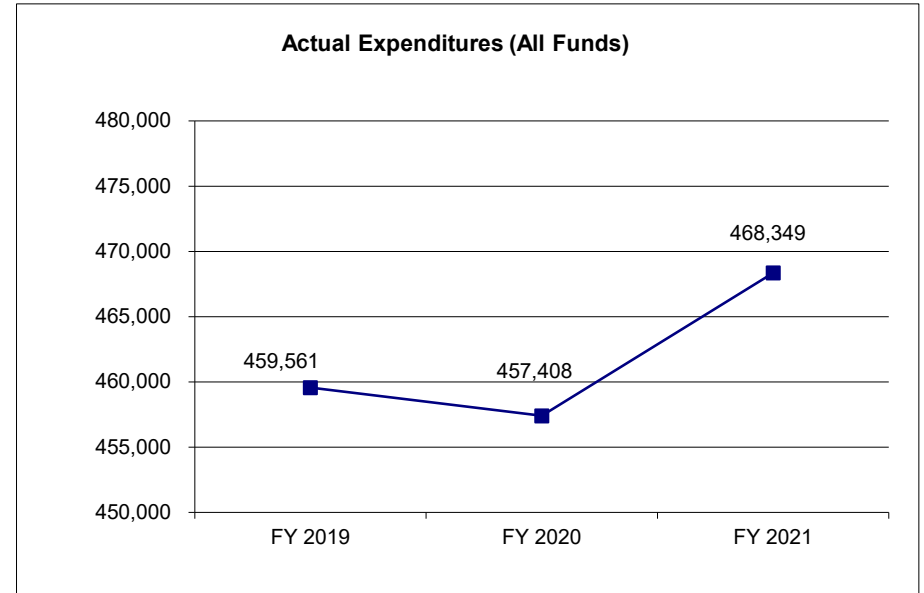
N/A

**CORE DECISION ITEM**

<b>Department:</b> Public Safety	<b>Budget Unit:</b> 34240C & 34232C
<b>Division:</b> Gaming Commission	
<b>Core:</b> HB13 Real Estate	<b>HB Section:</b> 13.005 & 13.010

**4. FINANCIAL HISTORY**

	<b>FY 2019 Actual</b>	<b>FY 2020 Actual</b>	<b>FY 2021 Actual</b>	<b>FY 2022 Current Yr.</b>
Appropriation (All Funds)	471,820	485,383	500,263	499,360
Less Reverted (All Funds)	0	0	0	0
Less Restricted (All Funds)*	0	0	0	0
Budget Authority (All Funds)	471,820	485,383	500,263	499,360
Actual Expenditures (All Funds)	459,561	457,408	468,349	N/A
Unexpended (All Funds)	12,259	27,975	31,914	0
Unexpended, by Fund:				
General Revenue	0	0	0	N/A
Federal	0	0	0	N/A
Other	12,259	27,975	31,914	N/A



\*Restricted amount is as of \_\_\_\_\_.

Reverted includes the statutory three-percent reserve amount (when applicable).

Restricted includes any Governor's Expenditure Restrictions which remained at the end of the fiscal year (when applicable).

**NOTES:**

<b>Expenditures by HB Section:</b>		<b>FY 2019 Actual</b>	<b>FY 2020 Actual</b>	<b>FY 2021 Actual</b>
13.005	Leasing	381,143	388,139	398,116
13.010	State-Owned	78,418	69,269	70,233
13.015	Institutional	0	0	0
	<b>Total</b>	<b>459,561</b>	<b>457,408</b>	<b>468,349</b>

**CORE RECONCILIATION**

STATE  
GAMING COMMISSION LEASING

**5. CORE RECONCILIATION**

	Budget Class	FTE	GR	Federal	Other	Total	Explanation
<b>TAFP AFTER VETOES</b>							
	EE	0.00	0	0	421,473	421,473	
	<b>Total</b>	<b>0.00</b>	<b>0</b>	<b>0</b>	<b>421,473</b>	<b>421,473</b>	
<b>DEPARTMENT CORE ADJUSTMENTS</b>							
Core Reallocation	[#1689] EE	0.00	0	0	(10,000)	(10,000)	REALLOCATION TO ALIGN BUDGET WITH PLANNED EXPENDITURES
<b>NET DEPARTMENT CHANGES</b>		<b>0.00</b>	<b>0</b>	<b>0</b>	<b>(10,000)</b>	<b>(10,000)</b>	
<b>DEPARTMENT CORE REQUEST</b>							
	EE	0.00	0	0	411,473	411,473	
	<b>Total</b>	<b>0.00</b>	<b>0</b>	<b>0</b>	<b>411,473</b>	<b>411,473</b>	
<b>GOVERNOR'S RECOMMENDED CORE</b>							
	EE	0.00	0	0	411,473	411,473	
	<b>Total</b>	<b>0.00</b>	<b>0</b>	<b>0</b>	<b>411,473</b>	<b>411,473</b>	

**CORE RECONCILIATION**

STATE  
GAMING COMMISSION STATE OWNED

**5. CORE RECONCILIATION**

	Budget Class	FTE	GR	Federal	Other	Total	Explanation
<b>TAFP AFTER VETOES</b>							
	EE	0.00	0	0	77,887	77,887	
	<b>Total</b>	<b>0.00</b>	<b>0</b>	<b>0</b>	<b>77,887</b>	<b>77,887</b>	
<b>DEPARTMENT CORE ADJUSTMENTS</b>							
Core Reallocation	[#1727] EE	0.00	0	0	(5,000)	(5,000)	REALLOCATION TO ALIGN BUDGET WITH PLANNED EXPENDITURES
<b>NET DEPARTMENT CHANGES</b>		<b>0.00</b>	<b>0</b>	<b>0</b>	<b>(5,000)</b>	<b>(5,000)</b>	
<b>DEPARTMENT CORE REQUEST</b>							
	EE	0.00	0	0	72,887	72,887	
	<b>Total</b>	<b>0.00</b>	<b>0</b>	<b>0</b>	<b>72,887</b>	<b>72,887</b>	
<b>GOVERNOR'S RECOMMENDED CORE</b>							
	EE	0.00	0	0	72,887	72,887	
	<b>Total</b>	<b>0.00</b>	<b>0</b>	<b>0</b>	<b>72,887</b>	<b>72,887</b>	



**CORE DECISION ITEM**

<b>Department:</b> Office of the Governor	<b>Budget Unit:</b> 34394C
<b>Division:</b>	
<b>Core:</b> HB13 Real Estate	<b>HB Section:</b> 13.010

**1. CORE FINANCIAL SUMMARY**

	FY 2023 Budget Request			
	GR	Federal	Other	Total
PS	0	0	0	0
EE	507,268	0	0	507,268
PSD	0	0	0	0
TRF	0	0	0	0
<b>Total</b>	<b>507,268</b>	<b>0</b>	<b>0</b>	<b>507,268</b>

FTE 0.00      0.00      0.00      0.00

<b>Est. Fringe</b>	0	0	0	0
--------------------	---	---	---	---

*Note: Fringes budgeted in House Bill 5 except for certain fringes budgeted directly to MoDOT, Highway Patrol, and Conservation.*

Other Funds: N/A

	FY 2023 Governor's Recommendation			
	GR	Federal	Other	Total
PS	0	0	0	0
EE	507,268	0	0	507,268
PSD	0	0	0	0
TRF	0	0	0	0
<b>Total</b>	<b>507,268</b>	<b>0</b>	<b>0</b>	<b>507,268</b>

FTE 0.00      0.00      0.00      0.00

<b>Est. Fringe</b>	0	0	0	0
--------------------	---	---	---	---

*Note: Fringes budgeted in House Bill 5 except for certain fringes budgeted directly to MoDOT, Highway Patrol, and Conservation.*

Other Funds: N/A

**2. CORE DESCRIPTION**

The Division of Facilities Management, Design & Construction (FMDC) is responsible for the oversight and management of approximately forty-two thousand (42,000) sq. ft. of state-owned property on behalf of the Governor's Office.

	FY 2023 Budget Request			
	GR	Federal	Other	Total
State-Owned	\$507,268	\$0	\$0	\$507,268
<b>Total</b>	<b>\$507,268</b>	<b>\$0</b>	<b>\$0</b>	<b>\$507,268</b>

	FY 2023 Governor's Recommendation			
	GR	Federal	Other	Total
State-Owned	\$507,268	\$0	\$0	\$507,268
<b>Total</b>	<b>\$507,268</b>	<b>\$0</b>	<b>\$0</b>	<b>\$507,268</b>

**3. PROGRAM LISTING (list programs included in this core funding)**

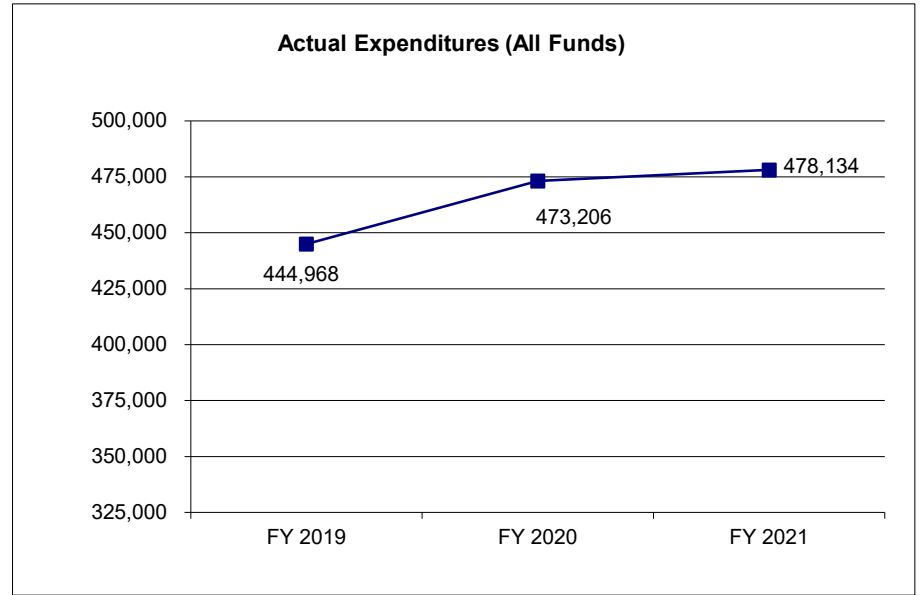
N/A

**CORE DECISION ITEM**

<b>Department:</b> Office of the Governor	<b>Budget Unit:</b> 34394C
<b>Division:</b>	
<b>Core:</b> HB13 Real Estate	<b>HB Section:</b> 13.010

**4. FINANCIAL HISTORY**

	<u>FY 2019 Actual</u>	<u>FY 2020 Actual</u>	<u>FY 2021 Actual</u>	<u>FY 2022 Current Yr.</u>
Appropriation (All Funds)	433,352	473,206	496,432	507,268
Less Reverted (All Funds)	0	0	0	0
Less Restricted (All Funds)*	0	0	0	0
Budget Authority (All Funds)	433,352	473,206	496,432	507,268
Actual Expenditures (All Funds)	444,968	473,206	478,134	N/A
Unexpended (All Funds)	(11,616)	0	18,298	0
Unexpended, by Fund:				
General Revenue	(11,616)	0	18,298	N/A
Federal	0	0	0	N/A
Other	0	0	0	N/A



\*Restricted amount is as of \_\_\_\_\_.

Reverted includes the statutory three-percent reserve amount (when applicable).

Restricted includes any Governor's Expenditure Restrictions which remained at the end of the fiscal year (when applicable).

**NOTES:**

<b>Expenditures by HB Section:</b>		<u>FY 2019 Actual</u>	<u>FY 2020 Actual</u>	<u>FY 2021 Actual</u>
13.005	Leasing	0	0	0
13.010	State-Owned	444,968	473,206	478,134
13.015	Institutional	0	0	0
	Total	444,968	473,206	478,134

**CORE RECONCILIATION**

STATE  
GOVERNORS OFFICE ST OWNED

**5. CORE RECONCILIATION**

	Budget Class	FTE	GR	Federal	Other	Total	Explanation
<b>TAFP AFTER VETOES</b>							
	EE	0.00	507,268	0	0	507,268	
	<b>Total</b>	<b>0.00</b>	<b>507,268</b>	<b>0</b>	<b>0</b>	<b>507,268</b>	
<b>DEPARTMENT CORE ADJUSTMENTS</b>							
Core Reallocation	[#1707] EE	0.00	25,000	0	0	25,000	REALLOCATION TO ALIGN BUDGET WITH PLANNED EXPENDITURES
<b>NET DEPARTMENT CHANGES</b>		<b>0.00</b>	<b>25,000</b>	<b>0</b>	<b>0</b>	<b>25,000</b>	
<b>DEPARTMENT CORE REQUEST</b>							
	EE	0.00	532,268	0	0	532,268	
	<b>Total</b>	<b>0.00</b>	<b>532,268</b>	<b>0</b>	<b>0</b>	<b>532,268</b>	
<b>GOVERNOR'S RECOMMENDED CORE</b>							
	EE	0.00	532,268	0	0	532,268	
	<b>Total</b>	<b>0.00</b>	<b>532,268</b>	<b>0</b>	<b>0</b>	<b>532,268</b>	

**CORE DECISION ITEM**

<b>Department:</b> Health and Senior Services	<b>Budget Unit:</b> 34363C, 34277C, & 34280C
<b>Division:</b>	
<b>Core:</b> HB13 Real Estate	<b>HB Section:</b> 13.005, 13.010, & 13.015

**1. CORE FINANCIAL SUMMARY**

	FY 2023 Budget Request			
	GR	Federal	Other	Total
PS	0	0	0	0
EE	2,968,696	3,386,159	0	6,354,855
PSD	0	0	0	0
TRF	0	0	0	0
<b>Total</b>	<b>2,968,696</b>	<b>3,386,159</b>	<b>0</b>	<b>6,354,855</b>
<b>FTE</b>	<b>0.00</b>	<b>0.00</b>	<b>0.00</b>	<b>0.00</b>

	FY 2023 Governor's Recommendation			
	GR	Federal	Other	Total
PS	0	0	0	0
EE	2,968,696	3,386,159	0	6,354,855
PSD	0	0	0	0
TRF	0	0	0	0
<b>Total</b>	<b>2,968,696</b>	<b>3,386,159</b>	<b>0</b>	<b>6,354,855</b>
<b>FTE</b>	<b>0.00</b>	<b>0.00</b>	<b>0.00</b>	<b>0.00</b>

<b>Est. Fringe</b>	0	0	0	0
--------------------	---	---	---	---

*Note: Fringes budgeted in House Bill 5 except for certain fringes budgeted directly to MoDOT, Highway Patrol, and Conservation.*

<b>Est. Fringe</b>	0	0	0	0
--------------------	---	---	---	---

*Note: Fringes budgeted in House Bill 5 except for certain fringes budgeted directly to MoDOT, Highway Patrol, and Conservation.*

Other Funds: N/A

Other Funds: N/A

**2. CORE DESCRIPTION**

The Division of Facilities Management, Design & Construction (FMDC) is responsible for the oversight and management of approximately ninety-three (93) lease contracts, totaling approximately two hundred eighty-four thousand (284,000) sq. ft., approximately one hundred seventy-six thousand (176,000) sq. ft. of state-owned space and approximately three thousand five hundred (3,500) sq. ft. of institutional space on behalf of the Department of Health & Senior Services.

	FY 2023 Budget Request			
	GR	Federal	Other	Total
Leasing	\$2,052,422	\$2,269,122	\$0	\$4,321,544
State-Owned	\$906,939	\$1,106,248	\$0	\$2,013,187
Institutional	\$9,335	\$10,789	\$0	\$20,124
<b>Total</b>	<b>\$2,968,696</b>	<b>\$3,386,159</b>	<b>\$0</b>	<b>\$6,354,855</b>

	FY 2023 Governor's Recommendation			
	GR	Federal	Other	Total
Leasing	\$2,052,422	\$2,269,122	\$0	\$4,321,544
State-Owned	\$906,939	\$1,106,248	\$0	\$2,013,187
Institutional	\$9,335	\$10,789	\$0	\$20,124
<b>Total</b>	<b>\$2,968,696</b>	<b>\$3,386,159</b>	<b>\$0</b>	<b>\$6,354,855</b>

**3. PROGRAM LISTING (list programs included in this core funding)**

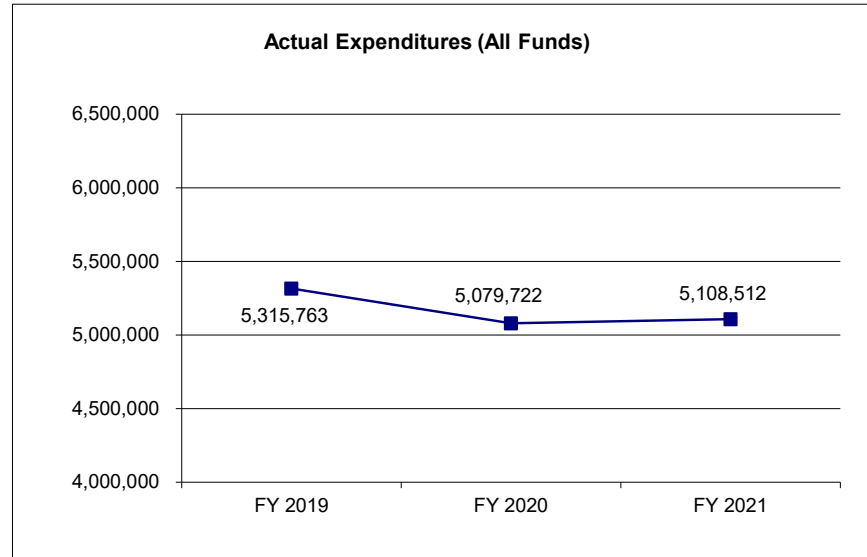
N/A

**CORE DECISION ITEM**

<b>Department:</b> Health and Senior Services	<b>Budget Unit:</b> 34363C, 34277C, & 34280C
<b>Division:</b>	
<b>Core:</b> HB13 Real Estate	<b>HB Section:</b> 13.005, 13.010, & 13.015

**4. FINANCIAL HISTORY**

	FY 2019 Actual	FY 2020 Actual	FY 2021 Actual	FY 2022 Current Yr.
Appropriation (All Funds)	5,763,937	5,467,981	5,644,975	6,354,855
Less Reverted (All Funds)	(80,217)	(76,098)	(78,561)	(89,061)
Less Restricted (All Funds)*	0	0	0	0
Budget Authority (All Funds)	<u>5,683,720</u>	<u>5,391,883</u>	<u>5,566,414</u>	<u>6,265,794</u>
Actual Expenditures (All Funds)	<u>5,315,763</u>	<u>5,079,722</u>	<u>5,108,512</u>	N/A
Unexpended (All Funds)	<u>367,957</u>	<u>312,161</u>	<u>457,902</u>	0
Unexpended, by Fund:				
General Revenue	137,643	112,580	170,436	N/A
Federal	230,314	199,581	287,466	N/A
Other	0	0	0	N/A



\*Restricted amount is as of \_\_\_\_\_.

Reverted includes the statutory three-percent reserve amount (when applicable).

Restricted includes any Governor's Expenditure Restrictions which remained at the end of the fiscal year (when applicable).

**NOTES:**

Expenditures by HB Section:		FY 2019 Actual	FY 2020 Actual	FY 2021 Actual
13.005	Leasing	3,615,817	3,281,272	3,325,460
13.010	State-Owned	1,677,016	1,778,606	1,763,208
13.015	Institutional	22,930	19,844	19,844
	Total	<u>5,315,763</u>	<u>5,079,722</u>	<u>5,108,512</u>

**CORE RECONCILIATION**

STATE  
HEALTH LEASING

**5. CORE RECONCILIATION**

	Budget Class	FTE	GR	Federal	Other	Total	Explanation
<b>TAFP AFTER VETOES</b>							
	EE	0.00	2,052,422	2,269,122	0	4,321,544	
	<b>Total</b>	<b>0.00</b>	<b>2,052,422</b>	<b>2,269,122</b>	<b>0</b>	<b>4,321,544</b>	
<b>DEPARTMENT CORE ADJUSTMENTS</b>							
Core Reduction	[#1751] EE	0.00	(360,000)	(360,000)	0	(720,000)	Core Reduction for PPE Warehouse.
Core Reallocation	[#1671] EE	0.00	0	(62,000)	0	(62,000)	REALLOCATION TO ALIGN BUDGET WITH PLANNED EXPENDITURES
Core Reallocation	[#1677] EE	0.00	(50,000)	0	0	(50,000)	REALLOCATION TO ALIGN BUDGET WITH PLANNED EXPENDITURES
<b>NET DEPARTMENT CHANGES</b>		<b>0.00</b>	<b>(410,000)</b>	<b>(422,000)</b>	<b>0</b>	<b>(832,000)</b>	
<b>DEPARTMENT CORE REQUEST</b>							
	EE	0.00	1,642,422	1,847,122	0	3,489,544	
	<b>Total</b>	<b>0.00</b>	<b>1,642,422</b>	<b>1,847,122</b>	<b>0</b>	<b>3,489,544</b>	
<b>GOVERNOR'S RECOMMENDED CORE</b>							
	EE	0.00	1,642,422	1,847,122	0	3,489,544	
	<b>Total</b>	<b>0.00</b>	<b>1,642,422</b>	<b>1,847,122</b>	<b>0</b>	<b>3,489,544</b>	

**CORE RECONCILIATION**

STATE  
HEALTH STATE OWNED

**5. CORE RECONCILIATION**

	Budget Class	FTE	GR	Federal	Other	Total	Explanation
<b>TAFP AFTER VETOES</b>							
	EE	0.00	906,939	1,106,248	0	2,013,187	
	<b>Total</b>	<b>0.00</b>	<b>906,939</b>	<b>1,106,248</b>	<b>0</b>	<b>2,013,187</b>	
<b>DEPARTMENT CORE ADJUSTMENTS</b>							
Core Reallocation	[#1698] EE	0.00	0	4,100	0	4,100	REALLOCATION TO ALIGN BUDGET WITH PLANNED EXPENDITURES
Core Reallocation	[#1708] EE	0.00	150,000	0	0	150,000	REALLOCATION TO ALIGN BUDGET WITH PLANNED EXPENDITURES
<b>NET DEPARTMENT CHANGES</b>		<b>0.00</b>	<b>150,000</b>	<b>4,100</b>	<b>0</b>	<b>154,100</b>	
<b>DEPARTMENT CORE REQUEST</b>							
	EE	0.00	1,056,939	1,110,348	0	2,167,287	
	<b>Total</b>	<b>0.00</b>	<b>1,056,939</b>	<b>1,110,348</b>	<b>0</b>	<b>2,167,287</b>	
<b>GOVERNOR'S RECOMMENDED CORE</b>							
	EE	0.00	1,056,939	1,110,348	0	2,167,287	
	<b>Total</b>	<b>0.00</b>	<b>1,056,939</b>	<b>1,110,348</b>	<b>0</b>	<b>2,167,287</b>	

**CORE RECONCILIATION**

---

STATE  
DEPT OF HEALTH & SEN - INSTIT

**5. CORE RECONCILIATION**

---

	Budget Class	FTE	GR	Federal	Other	Total	Explanation
<b>TAFP AFTER VETOES</b>							
	EE	0.00	9,335	10,789	0	20,124	
	<b>Total</b>	<b>0.00</b>	<b>9,335</b>	<b>10,789</b>	<b>0</b>	<b>20,124</b>	
<b>DEPARTMENT CORE REQUEST</b>							
	EE	0.00	9,335	10,789	0	20,124	
	<b>Total</b>	<b>0.00</b>	<b>9,335</b>	<b>10,789</b>	<b>0</b>	<b>20,124</b>	
<b>GOVERNOR'S RECOMMENDED CORE</b>							
	EE	0.00	9,335	10,789	0	20,124	
	<b>Total</b>	<b>0.00</b>	<b>9,335</b>	<b>10,789</b>	<b>0</b>	<b>20,124</b>	



**CORE DECISION ITEM**

<b>Department:</b> Higher Education and Workforce Development	<b>Budget Unit:</b> 33818C & 33825C
<b>Division:</b>	
<b>Core:</b> HB13 Real Estate	<b>HB Section:</b> 13.010

**1. CORE FINANCIAL SUMMARY**

	FY 2023 Budget Request					FY 2023 Governor's Recommendation			
	GR	Federal	Other	Total		GR	Federal	Other	Total
PS	0	0	0	0	PS	0	0	0	0
EE	179,707	1,796,065	198,058	2,173,830	EE	179,707	1,796,065	198,058	2,173,830
PSD	0	0	0	0	PSD	0	0	0	0
TRF	0	0	0	0	TRF	0	0	0	0
<b>Total</b>	<b>179,707</b>	<b>1,796,065</b>	<b>198,058</b>	<b>2,173,830</b>	<b>Total</b>	<b>179,707</b>	<b>1,796,065</b>	<b>198,058</b>	<b>2,173,830</b>
FTE	0.00	0.00	0.00	0.00	FTE	0.00	0.00	0.00	0.00

<b>Est. Fringe</b>	0	0	0	0
--------------------	---	---	---	---

*Note: Fringes budgeted in House Bill 5 except for certain fringes budgeted directly to MoDOT, Highway Patrol, and Conservation.*

<b>Est. Fringe</b>	0	0	0	0
--------------------	---	---	---	---

*Note: Fringes budgeted in House Bill 5 except for certain fringes budgeted directly to MoDOT, Highway Patrol, and Conservation.*

Other Funds: N/A

Other Funds: N/A

**2. CORE DESCRIPTION**

The Division of Facilities Management, Design & Construction (FMDC) is responsible for the oversight and management of approximately twenty-three (23) lease contracts, totaling approximately one hundred two thousand (102,000) sq. ft., and approximately eighty-seven thousand (87,000) sq. ft. of state-owned property on behalf of the Department of Higher Education.

	FY 2023 Budget Request					FY 2023 Governor's Recommendation			
	GR	Federal	Other	Total		GR	Federal	Other	Total
Leasing	\$0	\$1,301,914	\$198,058	\$1,499,972	Leasing	\$0	\$1,301,914	\$198,058	\$1,499,972
State-Owned	\$179,707	\$494,151	\$0	\$673,858	State-Owned	\$179,707	\$494,151	\$0	\$673,858
<b>Total</b>	<b>\$179,707</b>	<b>\$1,796,065</b>	<b>\$198,058</b>	<b>\$2,173,830</b>	<b>Total</b>	<b>\$179,707</b>	<b>\$1,796,065</b>	<b>\$198,058</b>	<b>\$2,173,830</b>

**3. PROGRAM LISTING (list programs included in this core funding)**

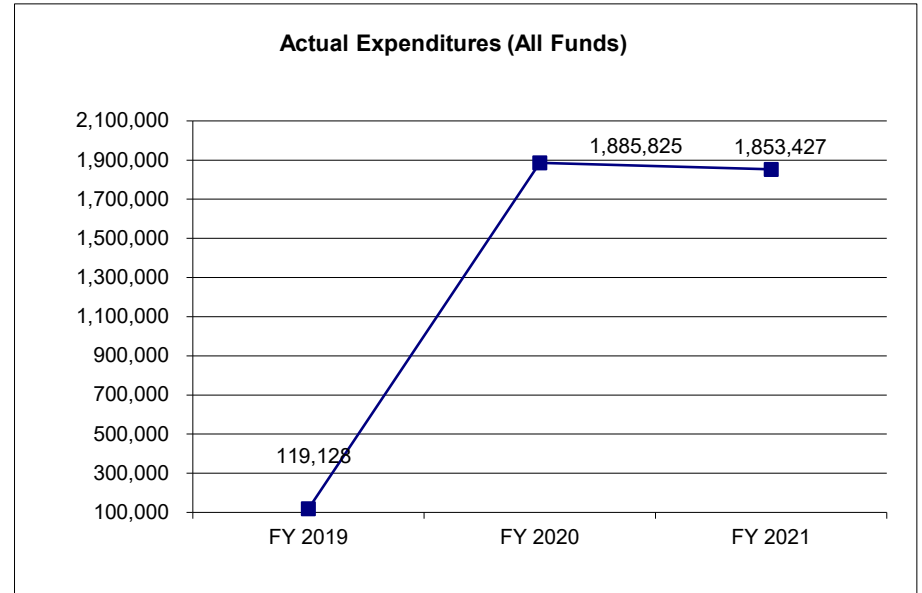
N/A

**CORE DECISION ITEM**

<b>Department:</b> Higher Education and Workforce Development	<b>Budget Unit:</b> 33818C & 33825C
<b>Division:</b>	
<b>Core:</b> HB13 Real Estate	<b>HB Section:</b> 13.010

**4. FINANCIAL HISTORY**

	<b>FY 2019 Actual</b>	<b>FY 2020 Actual</b>	<b>FY 2021 Actual</b>	<b>FY 2021 Current Yr.</b>
Appropriation (All Funds)	119,011	2,385,295	2,198,823	2,173,830
Less Reverted (All Funds)	(3,570)	(3,793)	(4,932)	(5,391)
Less Restricted (All Funds)*	0	0	0	0
Budget Authority (All Funds)	115,441	2,381,502	2,193,891	2,168,439
Actual Expenditures (All Funds)	119,128	1,885,825	1,853,427	N/A
Unexpended (All Funds)	(3,687)	495,677	340,464	0
Unexpended, by Fund:				
General Revenue	(3,687)	0	(5,984)	N/A
Federal	0	495,677	346,448	N/A
Other	0	0	0	N/A
	<b>(1)</b>			



\*Restricted amount is as of \_\_\_\_\_.

Reverted includes the statutory three-percent reserve amount (when applicable).

Restricted includes any Governor's Expenditure Restrictions which remained at the end of the fiscal year (when applicable).

**NOTES:** (1) - Increase due to Executive Order 19-01, 19-02 and 19-03.

<b>Expenditures by HB Section:</b>	<b>FY 2019 Actual</b>	<b>FY 2020 Actual</b>	<b>FY 2021 Actual</b>
13.005 Leasing	0	1,208,016	1,229,957
13.010 State-Owned	119,128	677,809	623,470
13.015 Institutional	0	0	0
<b>Total</b>	<b>119,128</b>	<b>1,885,825</b>	<b>1,853,427</b>

**CORE RECONCILIATION**

---

**STATE  
HIGHER EDUCATION LEASING**

---

**5. CORE RECONCILIATION**

---

	<b>Budget Class</b>	<b>FTE</b>	<b>GR</b>	<b>Federal</b>	<b>Other</b>	<b>Total</b>	<b>Explanation</b>
<b>TAFP AFTER VETOES</b>							
	EE	0.00	0	1,301,914	198,058	1,499,972	
	<b>Total</b>	<b>0.00</b>	<b>0</b>	<b>1,301,914</b>	<b>198,058</b>	<b>1,499,972</b>	
<b>DEPARTMENT CORE REQUEST</b>							
	EE	0.00	0	1,301,914	198,058	1,499,972	
	<b>Total</b>	<b>0.00</b>	<b>0</b>	<b>1,301,914</b>	<b>198,058</b>	<b>1,499,972</b>	
<b>GOVERNOR'S RECOMMENDED CORE</b>							
	EE	0.00	0	1,301,914	198,058	1,499,972	
	<b>Total</b>	<b>0.00</b>	<b>0</b>	<b>1,301,914</b>	<b>198,058</b>	<b>1,499,972</b>	

**CORE RECONCILIATION**

STATE  
DHEWD STATE OWNED

**5. CORE RECONCILIATION**

	Budget Class	FTE	GR	Federal	Other	Total	Explanation
<b>TAFP AFTER VETOES</b>							
	EE	0.00	179,707	494,151	0	673,858	
	<b>Total</b>	<b>0.00</b>	<b>179,707</b>	<b>494,151</b>	<b>0</b>	<b>673,858</b>	
<b>DEPARTMENT CORE ADJUSTMENTS</b>							
Core Reallocation	[#1709] EE	0.00	150,000	0	0	150,000	REALLOCATION TO ALIGN BUDGET WITH PLANNED EXPENDITURES
<b>NET DEPARTMENT CHANGES</b>		<b>0.00</b>	<b>150,000</b>	<b>0</b>	<b>0</b>	<b>150,000</b>	
<b>DEPARTMENT CORE REQUEST</b>							
	EE	0.00	329,707	494,151	0	823,858	
	<b>Total</b>	<b>0.00</b>	<b>329,707</b>	<b>494,151</b>	<b>0</b>	<b>823,858</b>	
<b>GOVERNOR'S RECOMMENDED CORE</b>							
	EE	0.00	329,707	494,151	0	823,858	
	<b>Total</b>	<b>0.00</b>	<b>329,707</b>	<b>494,151</b>	<b>0</b>	<b>823,858</b>	

**CORE DECISION ITEM**

<b>Department:</b> Public Safety	<b>Budget Unit:</b> 34223C, 34228C & 34231C
<b>Division:</b> Missouri State Highway Patrol	
<b>Core:</b> HB13 Real Estate	<b>HB Section:</b> 13.005, 13.010 & 13.015

**1. CORE FINANCIAL SUMMARY**

	FY 2023 Budget Request					FY 2023 Governor's Recommendation			
	GR	Federal	Other	Total		GR	Federal	Other	Total
PS	0	0	0	0	PS	0	0	0	0
EE	718,189	8,247	3,132,249	3,858,685	EE	718,189	8,247	3,132,249	3,858,685
PSD	0	0	0	0	PSD	0	0	0	0
TRF	0	0	0	0	TRF	0	0	0	0
<b>Total</b>	<b>718,189</b>	<b>8,247</b>	<b>3,132,249</b>	<b>3,858,685</b>	<b>Total</b>	<b>718,189</b>	<b>8,247</b>	<b>3,132,249</b>	<b>3,858,685</b>
<b>FTE</b>	<b>0.00</b>	<b>0.00</b>	<b>0.00</b>	<b>0.00</b>	<b>FTE</b>	<b>0.00</b>	<b>0.00</b>	<b>0.00</b>	<b>0.00</b>
<b>Est. Fringe</b>	<b>0</b>	<b>0</b>	<b>0</b>	<b>0</b>	<b>Est. Fringe</b>	<b>0</b>	<b>0</b>	<b>0</b>	<b>0</b>
<i>Note: Fringes budgeted in House Bill 5 except for certain fringes budgeted directly to MoDOT, Highway Patrol, and Conservation.</i>					<i>Note: Fringes budgeted in House Bill 5 except for certain fringes budgeted directly to MoDOT, Highway Patrol, and Conservation.</i>				
Other Funds: See Fund Summary.					Other Funds: See Fund Summary.				

**2. CORE DESCRIPTION**

The Division of Facilities Management, Design & Construction (FMDC) is responsible for the oversight and management of approximately one hundred thirty-two (132) lease contracts, totaling approximately one hundred two thousand (102,000) sq. ft., approximately sixteen thousand (16,000) sq. ft. of state-owned space and approximately five hundred thirty-one thousand (531,000) sq. ft. of institutional space on behalf of the Missouri Highway Patrol.

	FY 2023 Budget Request					FY 2023 Governor's Recommendation			
	GR	Federal	Other	Total		GR	Federal	Other	Total
Leasing	\$187,936	\$8,247	\$1,212,388	\$1,408,571	Leasing	\$187,936	\$8,247	\$1,212,388	\$1,408,571
State-Owned	\$0	\$0	\$174,550	\$174,550	State-Owned	\$0	\$0	\$174,550	\$174,550
Institutional	\$530,253	\$0	\$1,745,311	\$2,275,564	Institutional	\$530,253	\$0	\$1,745,311	\$2,275,564
<b>Total</b>	<b>\$718,189</b>	<b>\$8,247</b>	<b>\$3,132,249</b>	<b>\$3,858,685</b>	<b>Total</b>	<b>\$718,189</b>	<b>\$8,247</b>	<b>\$3,132,249</b>	<b>\$3,858,685</b>

**3. PROGRAM LISTING (list programs included in this core funding)**

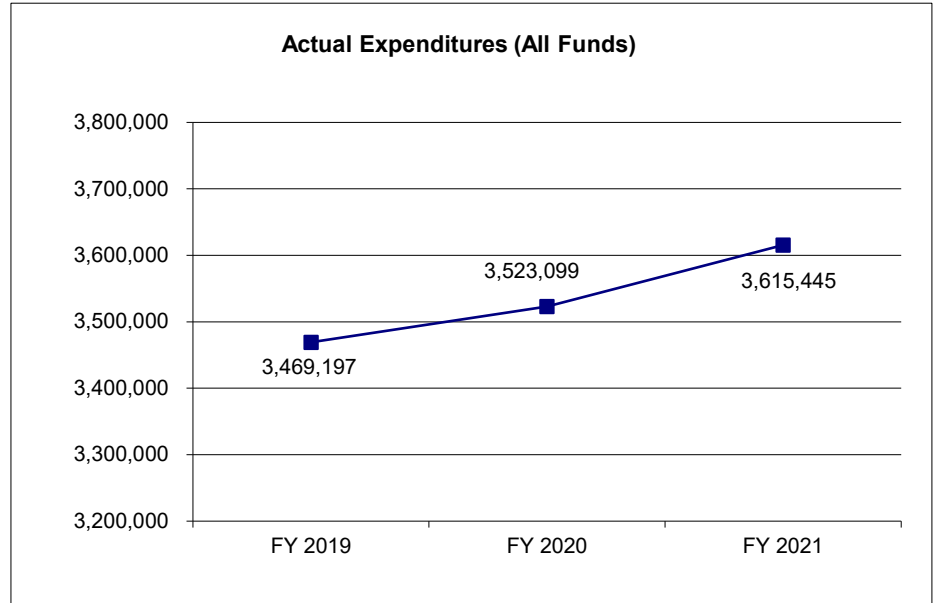
N/A

**CORE DECISION ITEM**

<b>Department:</b> Public Safety	<b>Budget Unit:</b> 34223C, 34228C & 34231C
<b>Division:</b> Missouri State Highway Patrol	
<b>Core:</b> HB13 Real Estate	<b>HB Section:</b> 13.005, 13.010 & 13.015

**4. FINANCIAL HISTORY**

	<b>FY 2019 Actual</b>	<b>FY 2020 Actual</b>	<b>FY 2021 Actual</b>	<b>FY 2022 Current Yr.</b>
Appropriation (All Funds)	3,636,164	3,643,537	3,842,694	3,858,685
Less Reverted (All Funds)	(20,423)	(20,914)	(21,509)	(21,546)
Less Restricted (All Funds)*	0	0	0	0
Budget Authority (All Funds)	3,615,741	3,622,623	3,821,185	3,837,139
Actual Expenditures (All Funds)	3,469,197	3,523,099	3,615,445	N/A
Unexpended (All Funds)	146,544	99,524	205,740	0
Unexpended, by Fund:				
General Revenue	7,323	10,394	12,240	N/A
Federal	(332)	(204)	1,131	N/A
Other	139,553	89,334	192,369	N/A



\*Restricted amount is as of \_\_\_\_\_.

Reverted includes the statutory three-percent reserve amount (when applicable).

Restricted includes any Governor's Expenditure Restrictions which remained at the end of the fiscal year (when applicable).

**NOTES:**

<b>Expenditures by HB Section:</b>		<b>FY 2019 Actual</b>	<b>FY 2020 Actual</b>	<b>FY 2021 Actual</b>
13.005	Leasing	1,179,292	1,202,247	1,198,164
13.010	State-Owned	152,309	160,210	161,653
13.015	Institutional	2,137,596	2,160,642	2,255,628
	<b>Total</b>	<b>3,469,197</b>	<b>3,523,099</b>	<b>3,615,445</b>

**CORE RECONCILIATION**

STATE  
STATE HIGHWAY PATROL LEASING

**5. CORE RECONCILIATION**

	Budget Class	FTE	GR	Federal	Other	Total	Explanation
<b>TAFP AFTER VETOES</b>							
	EE	0.00	187,936	8,247	1,212,388	1,408,571	
	<b>Total</b>	<b>0.00</b>	<b>187,936</b>	<b>8,247</b>	<b>1,212,388</b>	<b>1,408,571</b>	
<b>DEPARTMENT CORE ADJUSTMENTS</b>							
Core Reallocation	[#1693] EE	0.00	0	0	(75,000)	(75,000)	REALLOCATION TO ALIGN BUDGET WITH PLANNED EXPENDITURES
<b>NET DEPARTMENT CHANGES</b>		<b>0.00</b>	<b>0</b>	<b>0</b>	<b>(75,000)</b>	<b>(75,000)</b>	
<b>DEPARTMENT CORE REQUEST</b>							
	EE	0.00	187,936	8,247	1,137,388	1,333,571	
	<b>Total</b>	<b>0.00</b>	<b>187,936</b>	<b>8,247</b>	<b>1,137,388</b>	<b>1,333,571</b>	
<b>GOVERNOR'S RECOMMENDED CORE</b>							
	EE	0.00	187,936	8,247	1,137,388	1,333,571	
	<b>Total</b>	<b>0.00</b>	<b>187,936</b>	<b>8,247</b>	<b>1,137,388</b>	<b>1,333,571</b>	

**CORE RECONCILIATION**

STATE  
DPS HP STATE OWNED

**5. CORE RECONCILIATION**

	Budget Class	FTE	GR	Federal	Other	Total	Explanation
<b>TAFP AFTER VETOES</b>							
	EE	0.00	0	0	174,550	174,550	
	<b>Total</b>	<b>0.00</b>	<b>0</b>	<b>0</b>	<b>174,550</b>	<b>174,550</b>	
<b>DEPARTMENT CORE ADJUSTMENTS</b>							
Core Reallocation	[#1726] EE	0.00	0	0	75,000	75,000	REALLOCATION TO ALIGN BUDGET WITH PLANNED EXPENDITURES
<b>NET DEPARTMENT CHANGES</b>		<b>0.00</b>	<b>0</b>	<b>0</b>	<b>75,000</b>	<b>75,000</b>	
<b>DEPARTMENT CORE REQUEST</b>							
	EE	0.00	0	0	249,550	249,550	
	<b>Total</b>	<b>0.00</b>	<b>0</b>	<b>0</b>	<b>249,550</b>	<b>249,550</b>	
<b>GOVERNOR'S RECOMMENDED CORE</b>							
	EE	0.00	0	0	249,550	249,550	
	<b>Total</b>	<b>0.00</b>	<b>0</b>	<b>0</b>	<b>249,550</b>	<b>249,550</b>	



**CORE RECONCILIATION**

---

STATE  
DPS-SHP INSTITUTIONAL

**5. CORE RECONCILIATION**

---

	<b>Budget Class</b>	<b>FTE</b>	<b>GR</b>	<b>Federal</b>	<b>Other</b>	<b>Total</b>	<b>Explanation</b>
<b>TAFP AFTER VETOES</b>	EE	0.00	530,253	0	1,745,311	2,275,564	
	<b>Total</b>	<b>0.00</b>	<b>530,253</b>	<b>0</b>	<b>1,745,311</b>	<b>2,275,564</b>	
<b>DEPARTMENT CORE REQUEST</b>	EE	0.00	530,253	0	1,745,311	2,275,564	
	<b>Total</b>	<b>0.00</b>	<b>530,253</b>	<b>0</b>	<b>1,745,311</b>	<b>2,275,564</b>	
<b>GOVERNOR'S RECOMMENDED CORE</b>	EE	0.00	530,253	0	1,745,311	2,275,564	
	<b>Total</b>	<b>0.00</b>	<b>530,253</b>	<b>0</b>	<b>1,745,311</b>	<b>2,275,564</b>	

**CORE DECISION ITEM**

<b>Department:</b> Commerce and Insurance	<b>Budget Unit:</b> 34171C & 34172C
<b>Division:</b>	
<b>Core:</b> HB13 Real Estate	<b>HB Section:</b> 13.005 & 13.010

**1. CORE FINANCIAL SUMMARY**

	FY 2023 Budget Request			
	GR	Federal	Other	Total
PS	0	0	0	0
EE	71,824	0	1,956,549	2,028,373
PSD	0	0	0	0
TRF	0	0	0	0
<b>Total</b>	<b>71,824</b>	<b>0</b>	<b>1,956,549</b>	<b>2,028,373</b>

	FY 2023 Governor's Recommendation			
	GR	Federal	Other	Total
PS	0	0	0	0
EE	71,824	0	1,956,549	2,028,373
PSD	0	0	0	0
TRF	0	0	0	0
<b>Total</b>	<b>71,824</b>	<b>0</b>	<b>1,956,549</b>	<b>2,028,373</b>

FTE 0.00 0.00 0.00 0.00

FTE 0.00 0.00 0.00 0.00

<b>Est. Fringe</b>	0	0	0	0
--------------------	---	---	---	---

<b>Est. Fringe</b>	0	0	0	0
--------------------	---	---	---	---

*Note: Fringes budgeted in House Bill 5 except for certain fringes budgeted directly to MoDOT, Highway Patrol, and Conservation.*

*Note: Fringes budgeted in House Bill 5 except for certain fringes budgeted directly to MoDOT, Highway Patrol, and Conservation.*

Other Funds: See Fund Summary.

Other Funds: See Fund Summary.

**2. CORE DESCRIPTION**

The Division of Facilities Management, Design & Construction (FMDC) is responsible for the oversight and management of approximately eleven (11) lease contracts, totaling approximately seventy-six thousand (76,000) sq. ft. and approximately one hundred thirty-eight thousand (138,000) sq. ft. of state-owned space on behalf of the Department of Commerce and Insurance.

	FY 2023 Budget Request			
	GR	Federal	Other	Total
Leasing	\$71,824	\$0	\$962,361	\$1,034,185
State-Owned	\$0	\$0	\$994,188	\$994,188
<b>Total</b>	<b>\$71,824</b>	<b>\$0</b>	<b>\$1,956,549</b>	<b>\$2,028,373</b>

	FY 2023 Governor's Recommendation			
	GR	Federal	Other	Total
Leasing	\$71,824	\$0	\$962,361	\$1,034,185
State-Owned	\$0	\$0	\$994,188	\$994,188
<b>Total</b>	<b>\$71,824</b>	<b>\$0</b>	<b>\$1,956,549</b>	<b>\$2,028,373</b>

**3. PROGRAM LISTING (list programs included in this core funding)**

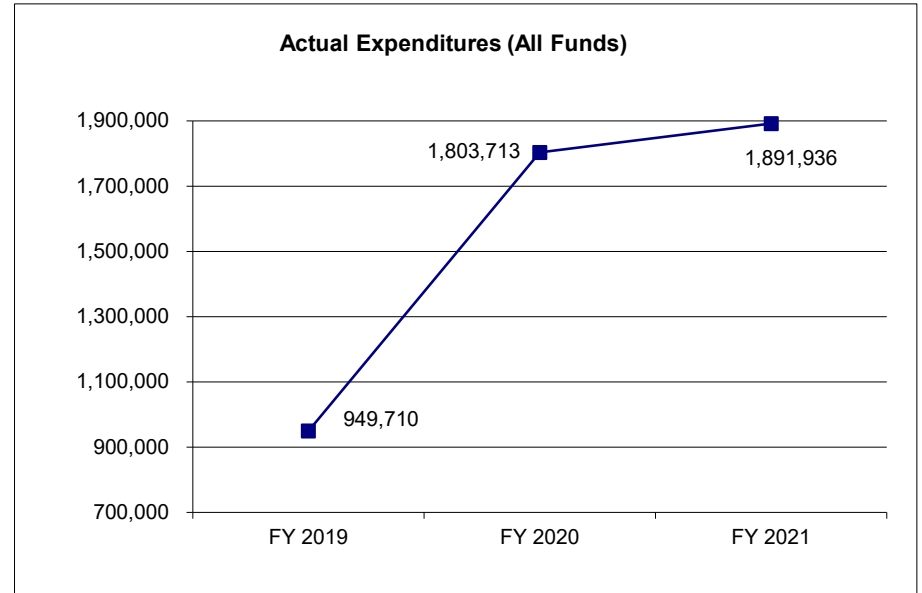
N/A

**CORE DECISION ITEM**

<b>Department:</b> Commerce and Insurance	<b>Budget Unit:</b> 34171C & 34172C
<b>Division:</b>	
<b>Core:</b> HB13 Real Estate	<b>HB Section:</b> 13.005 & 13.010

**4. FINANCIAL HISTORY**

	FY 2019 Actual	FY 2020 Actual	FY 2021 Actual	FY 2022 Current Yr.
Appropriation (All Funds)	954,166	2,046,943	2,048,344	2,028,373
Less Reverted (All Funds)	0	0	(1,877)	(2,155)
Less Restricted (All Funds)*	0	0	0	0
Budget Authority (All Funds)	954,166	2,046,943	2,046,467	2,026,218
Actual Expenditures (All Funds)	949,710	1,803,713	1,891,936	N/A
Unexpended (All Funds)	4,456	243,230	154,531	0
Unexpended, by Fund:				
General Revenue	0	0	58,093	N/A
Federal	0	0	0	N/A
Other	4,456	243,230	96,438	N/A
	(1)			



\*Restricted amount is as of \_\_\_\_\_.

Reverted includes the statutory three-percent reserve amount (when applicable).

Restricted includes any Governor's Expenditure Restrictions which remained at the end of the fiscal year (when applicable).

**NOTES:** (1) - Increase due to Executive Order 19-01, 19-02 and 19-03.

Expenditures by HB Section:		FY 2019 Actual	FY 2020 Actual	FY 2021 Actual
13.005	Leasing	75,056	833,346	902,996
13.010	State-Owned	874,654	970,367	988,940
13.015	Institutional	0	0	0
	<b>Total</b>	949,710	1,803,713	1,891,936

**CORE RECONCILIATION**

**STATE  
INSURANCE LEASING**

**5. CORE RECONCILIATION**

	Budget Class	FTE	GR	Federal	Other	Total	Explanation
<b>TAFP AFTER VETOES</b>							
	EE	0.00	71,824	0	962,361	1,034,185	
	<b>Total</b>	<b>0.00</b>	<b>71,824</b>	<b>0</b>	<b>962,361</b>	<b>1,034,185</b>	
<b>DEPARTMENT CORE ADJUSTMENTS</b>							
Core Reallocation	[#1690] EE	0.00	0	0	(2,500)	(2,500)	REALLOCATION TO ALIGN BUDGET WITH PLANNED EXPENDITURES
Core Reallocation	[#1691] EE	0.00	0	0	(25,000)	(25,000)	REALLOCATION TO ALIGN BUDGET WITH PLANNED EXPENDITURES
<b>NET DEPARTMENT CHANGES</b>		<b>0.00</b>	<b>0</b>	<b>0</b>	<b>(27,500)</b>	<b>(27,500)</b>	
<b>DEPARTMENT CORE REQUEST</b>							
	EE	0.00	71,824	0	934,861	1,006,685	
	<b>Total</b>	<b>0.00</b>	<b>71,824</b>	<b>0</b>	<b>934,861</b>	<b>1,006,685</b>	
<b>GOVERNOR'S RECOMMENDED CORE</b>							
	EE	0.00	71,824	0	934,861	1,006,685	
	<b>Total</b>	<b>0.00</b>	<b>71,824</b>	<b>0</b>	<b>934,861</b>	<b>1,006,685</b>	

**CORE RECONCILIATION**

**STATE  
INSURANCE STATE OWNED**

**5. CORE RECONCILIATION**

		Budget Class	FTE	GR	Federal	Other	Total	Explanation
<b>TAFP AFTER VETOES</b>								
		EE	0.00	0	0	994,188	994,188	
		<b>Total</b>	<b>0.00</b>	<b>0</b>	<b>0</b>	<b>994,188</b>	<b>994,188</b>	
<b>DEPARTMENT CORE ADJUSTMENTS</b>								
Core Reallocation	[#1728]	EE	0.00	0	0	1,100	1,100	REALLOCATION TO ALIGN BUDGET WITH PLANNED EXPENDITURES
Core Reallocation	[#1729]	EE	0.00	0	0	2,100	2,100	REALLOCATION TO ALIGN BUDGET WITH PLANNED EXPENDITURES
Core Reallocation	[#1730]	EE	0.00	0	0	3,000	3,000	REALLOCATION TO ALIGN BUDGET WITH PLANNED EXPENDITURES
Core Reallocation	[#1731]	EE	0.00	0	0	11,000	11,000	REALLOCATION TO ALIGN BUDGET WITH PLANNED EXPENDITURES
Core Reallocation	[#1732]	EE	0.00	0	0	1,600	1,600	REALLOCATION TO ALIGN BUDGET WITH PLANNED EXPENDITURES
Core Reallocation	[#1733]	EE	0.00	0	0	37,000	37,000	REALLOCATION TO ALIGN BUDGET WITH PLANNED EXPENDITURES
<b>NET DEPARTMENT CHANGES</b>			<b>0.00</b>	<b>0</b>	<b>0</b>	<b>55,800</b>	<b>55,800</b>	
<b>DEPARTMENT CORE REQUEST</b>								
		EE	0.00	0	0	1,049,988	1,049,988	
		<b>Total</b>	<b>0.00</b>	<b>0</b>	<b>0</b>	<b>1,049,988</b>	<b>1,049,988</b>	

---

**CORE RECONCILIATION**

---

**STATE  
INSURANCE STATE OWNED**

---

**5. CORE RECONCILIATION**

---

	<b>Budget Class</b>	<b>FTE</b>	<b>GR</b>	<b>Federal</b>	<b>Other</b>	<b>Total</b>	<b>Explanation</b>
<b>GOVERNOR'S RECOMMENDED CORE</b>							
	EE	0.00	0	0	1,049,988	1,049,988	
	<b>Total</b>	<b>0.00</b>	<b>0</b>	<b>0</b>	<b>1,049,988</b>	<b>1,049,988</b>	

**CORE DECISION ITEM**

<b>Department:</b> Judiciary	<b>Budget Unit:</b> 34460C & 34461C
<b>Division:</b> Court of Appeals and State Court Administrator	
<b>Core:</b> HB13 Real Estate	<b>HB Section:</b> 13.005 & 13.010

**1. CORE FINANCIAL SUMMARY**

	FY 2023 Budget Request			
	GR	Federal	Other	Total
PS	0	0	0	0
EE	2,765,641	21,221	134,463	2,921,325
PSD	0	0	0	0
TRF	0	0	0	0
<b>Total</b>	<b>2,765,641</b>	<b>21,221</b>	<b>134,463</b>	<b>2,921,325</b>
<b>FTE</b>	<b>0.00</b>	<b>0.00</b>	<b>0.00</b>	<b>0.00</b>

	FY 2023 Governor's Recommendation			
	GR	Federal	Other	Total
PS	0	0	0	0
EE	2,765,641	21,221	134,463	2,921,325
PSD	0	0	0	0
TRF	0	0	0	0
<b>Total</b>	<b>2,765,641</b>	<b>21,221</b>	<b>134,463</b>	<b>2,921,325</b>
<b>FTE</b>	<b>0.00</b>	<b>0.00</b>	<b>0.00</b>	<b>0.00</b>

<b>Est. Fringe</b>	0	0	0	0
--------------------	---	---	---	---

*Note: Fringes budgeted in House Bill 5 except for certain fringes budgeted directly to MoDOT, Highway Patrol, and Conservation.*

<b>Est. Fringe</b>	0	0	0	0
--------------------	---	---	---	---

*Note: Fringes budgeted in House Bill 5 except for certain fringes budgeted directly to MoDOT, Highway Patrol, and Conservation.*

Other Funds: See Fund Summary.

Other Funds: See Fund Summary.

**2. CORE DESCRIPTION**

The Division of Facilities Management, Design & Construction (FMDC) is responsible for the oversight and management of six (6) lease contracts, totaling approximately one hundred thirty-three thousand (133,000) sq. ft. and approximately forty-six thousand (46,000) sq. ft. of state-owned space on behalf of the Court of Appeals and State Court Administrator.

	FY 2023 Budget Request			
	GR	Federal	Other	Total
Leasing	\$2,522,891	\$21,221	\$134,463	\$2,678,575
State-Owned	\$242,750	\$0	\$0	\$242,750
<b>Total</b>	<b>\$2,765,641</b>	<b>\$21,221</b>	<b>\$134,463</b>	<b>\$2,921,325</b>

	FY 2023 Governor's Recommendation			
	GR	Federal	Other	Total
Leasing	\$2,522,891	\$21,221	\$134,463	\$2,678,575
State-Owned	\$242,750	\$0	\$0	\$242,750
<b>Total</b>	<b>\$2,765,641</b>	<b>\$21,221</b>	<b>\$134,463</b>	<b>\$2,921,325</b>

**3. PROGRAM LISTING (list programs included in this core funding)**

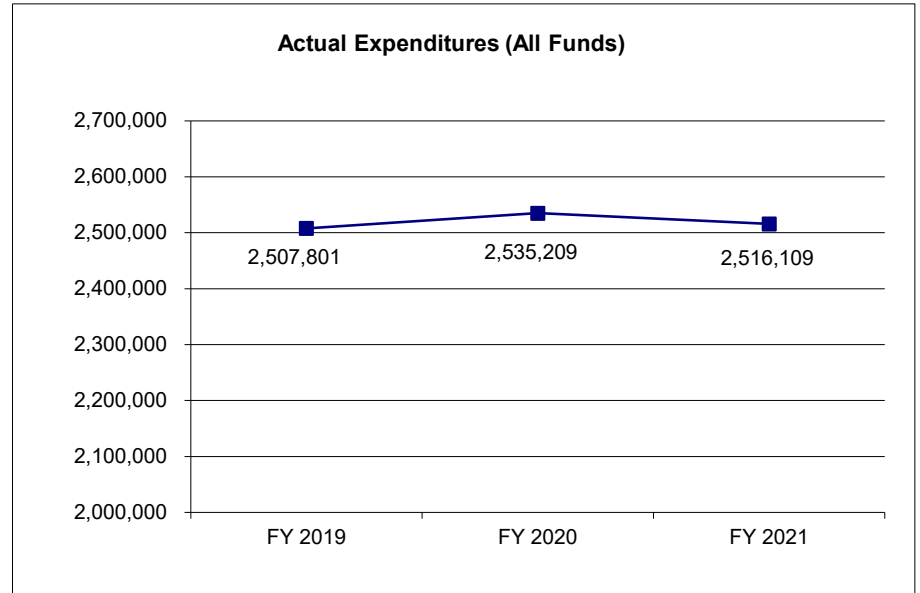
N/A

**CORE DECISION ITEM**

<b>Department:</b> Judiciary	<b>Budget Unit:</b> 34460C & 34461C
<b>Division:</b> Court of Appeals and State Court Administrator	
<b>Core:</b> HB13 Real Estate	<b>HB Section:</b> 13.005 & 13.010

**4. FINANCIAL HISTORY**

	<b>FY 2019 Actual</b>	<b>FY 2020 Actual</b>	<b>FY 2021 Actual</b>	<b>FY 2022 Current Yr.</b>
Appropriation (All Funds)	2,755,018	2,927,205	2,884,840	2,921,325
Less Reverted (All Funds)	(78,137)	(83,310)	(81,875)	(82,970)
Less Restricted (All Funds)*	0	0	0	0
Budget Authority (All Funds)	2,676,881	2,843,895	2,802,965	2,838,355
Actual Expenditures (All Funds)	2,507,801	2,535,209	2,516,109	N/A
Unexpended (All Funds)	169,080	308,686	286,856	0
Unexpended, by Fund:				
General Revenue	160,982	296,967	271,670	N/A
Federal	1,201	2,333	2,879	N/A
Other	6,897	9,386	12,307	N/A



\*Restricted amount is as of \_\_\_\_\_.

Reverted includes the statutory three-percent reserve amount (when applicable).

Restricted includes any Governor's Expenditure Restrictions which remained at the end of the fiscal year (when applicable).

**NOTES:**

<b>Expenditures by HB Section:</b>		<b>FY 2019 Actual</b>	<b>FY 2020 Actual</b>	<b>FY 2021 Actual</b>
13.005	Leasing	2,272,093	2,287,822	2,260,602
13.010	State-Owned	235,708	247,387	255,507
13.015	Institutional	0	0	0
	<b>Total</b>	<b>2,507,801</b>	<b>2,535,209</b>	<b>2,516,109</b>



**CORE RECONCILIATION**

STATE  
JUDICIARY LEASING

**5. CORE RECONCILIATION**

	Budget Class	FTE	GR	Federal	Other	Total	Explanation
<b>TAFP AFTER VETOES</b>							
	EE	0.00	2,522,891	21,221	134,463	2,678,575	
	<b>Total</b>	<b>0.00</b>	<b>2,522,891</b>	<b>21,221</b>	<b>134,463</b>	<b>2,678,575</b>	
<b>DEPARTMENT CORE ADJUSTMENTS</b>							
Core Reallocation	[#1678] EE	0.00	(800,000)	0	0	(800,000)	REALLOCATION TO ALIGN BUDGET WITH PLANNED EXPENDITURES
<b>NET DEPARTMENT CHANGES</b>		<b>0.00</b>	<b>(800,000)</b>	<b>0</b>	<b>0</b>	<b>(800,000)</b>	
<b>DEPARTMENT CORE REQUEST</b>							
	EE	0.00	1,722,891	21,221	134,463	1,878,575	
	<b>Total</b>	<b>0.00</b>	<b>1,722,891</b>	<b>21,221</b>	<b>134,463</b>	<b>1,878,575</b>	
<b>GOVERNOR'S RECOMMENDED CORE</b>							
	EE	0.00	1,722,891	21,221	134,463	1,878,575	
	<b>Total</b>	<b>0.00</b>	<b>1,722,891</b>	<b>21,221</b>	<b>134,463</b>	<b>1,878,575</b>	

**CORE RECONCILIATION**

STATE  
JUDICIARY STATE OWNED

**5. CORE RECONCILIATION**

	Budget Class	FTE	GR	Federal	Other	Total	Explanation
<b>TAFP AFTER VETOES</b>							
	EE	0.00	242,750	0	0	242,750	
	<b>Total</b>	<b>0.00</b>	<b>242,750</b>	<b>0</b>	<b>0</b>	<b>242,750</b>	
<b>DEPARTMENT CORE ADJUSTMENTS</b>							
Core Reallocation	[#1710] EE	0.00	100,000	0	0	100,000	REALLOCATION TO ALIGN BUDGET WITH PLANNED EXPENDITURES
<b>NET DEPARTMENT CHANGES</b>		<b>0.00</b>	<b>100,000</b>	<b>0</b>	<b>0</b>	<b>100,000</b>	
<b>DEPARTMENT CORE REQUEST</b>							
	EE	0.00	342,750	0	0	342,750	
	<b>Total</b>	<b>0.00</b>	<b>342,750</b>	<b>0</b>	<b>0</b>	<b>342,750</b>	
<b>GOVERNOR'S RECOMMENDED CORE</b>							
	EE	0.00	342,750	0	0	342,750	
	<b>Total</b>	<b>0.00</b>	<b>342,750</b>	<b>0</b>	<b>0</b>	<b>342,750</b>	

**CORE DECISION ITEM**

<b>Department:</b> Labor and Industrial Relations	<b>Budget Unit:</b> 34191C & 34192C
<b>Division:</b>	
<b>Core:</b> HB13 Real Estate	<b>HB Section:</b> 13.005 & 13.010

**1. CORE FINANCIAL SUMMARY**

	FY 2023 Budget Request			
	GR	Federal	Other	Total
<b>PS</b>	0	0	0	0
<b>EE</b>	69,584	1,273,660	1,197,529	2,540,773
<b>PSD</b>	0	0	0	0
<b>TRF</b>	0	0	0	0
<b>Total</b>	<b>69,584</b>	<b>1,273,660</b>	<b>1,197,529</b>	<b>2,540,773</b>
<b>FTE</b>	<b>0.00</b>	<b>0.00</b>	<b>0.00</b>	<b>0.00</b>

	FY 2023 Governor's Recommendation			
	GR	Federal	Other	Total
<b>PS</b>	0	0	0	0
<b>EE</b>	69,584	1,273,660	1,197,529	2,540,773
<b>PSD</b>	0	0	0	0
<b>TRF</b>	0	0	0	0
<b>Total</b>	<b>69,584</b>	<b>1,273,660</b>	<b>1,197,529</b>	<b>2,540,773</b>
<b>FTE</b>	<b>0.00</b>	<b>0.00</b>	<b>0.00</b>	<b>0.00</b>

<b>Est. Fringe</b>	0	0	0	0
--------------------	---	---	---	---

*Note: Fringes budgeted in House Bill 5 except for certain fringes budgeted directly to MoDOT, Highway Patrol, and Conservation.*

<b>Est. Fringe</b>	0	0	0	0
--------------------	---	---	---	---

*Note: Fringes budgeted in House Bill 5 except for certain fringes budgeted directly to MoDOT, Highway Patrol, and Conservation.*

Other Funds: See Fund Summary.

Other Funds: See Fund Summary.

**2. CORE DESCRIPTION**

The Division of Facilities Management, Design & Construction (FMDC) is responsible for the oversight and management of approximately fourteen (14) lease contracts, totaling an estimated twenty-seven thousand (27,000) sq. ft. and approximately two hundred fifty-eight thousand (258,000) sq. ft. of state-owned space on behalf of the Department of Labor and Industrial Relations.

	FY 2023 Budget Request			
	GR	Federal	Other	Total
Leasing	\$6,096	\$88,137	\$376,603	\$470,836
State-Owned	\$63,488	\$1,185,523	\$820,926	\$2,069,937
<b>Total</b>	<b>\$69,584</b>	<b>\$1,273,660</b>	<b>\$1,197,529</b>	<b>\$2,540,773</b>

	FY 2023 Governor's Recommendation			
	GR	Federal	Other	Total
Leasing	\$6,096	\$88,137	\$376,603	\$470,836
State-Owned	\$63,488	\$1,185,523	\$820,926	\$2,069,937
<b>Total</b>	<b>\$69,584</b>	<b>\$1,273,660</b>	<b>\$1,197,529</b>	<b>\$2,540,773</b>

**3. PROGRAM LISTING (list programs included in this core funding)**

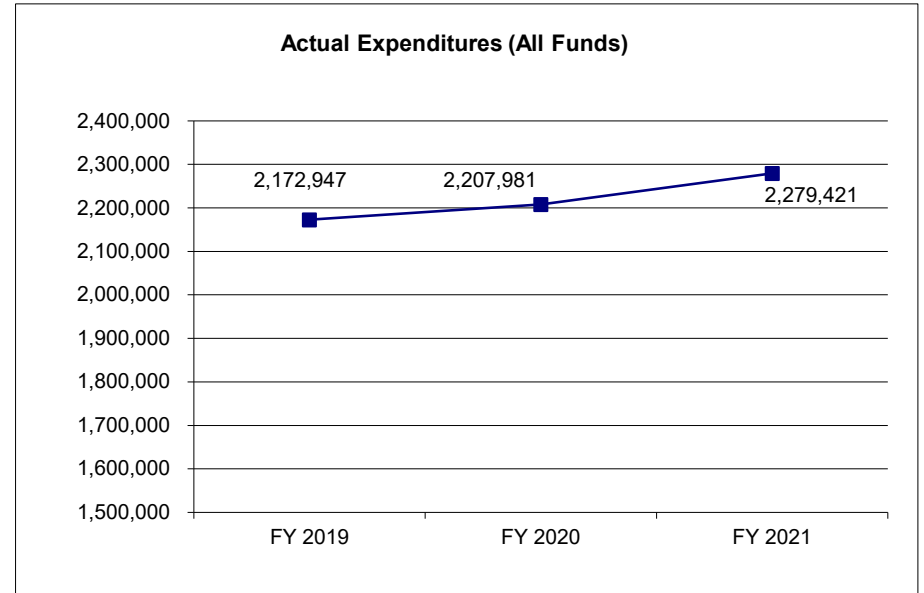
N/A

**CORE DECISION ITEM**

<b>Department:</b> Labor and Industrial Relations	<b>Budget Unit:</b> 34191C & 34192C
<b>Division:</b>	
<b>Core:</b> HB13 Real Estate	<b>HB Section:</b> 13.005 & 13.010

**4. FINANCIAL HISTORY**

	<u>FY 2019</u> Actual	<u>FY 2020</u> Actual	<u>FY 2021</u> Actual	<u>FY 2022</u> Current Yr.
Appropriation (All Funds)	2,222,953	2,296,270	2,530,105	2,540,773
Less Reverted (All Funds)	(1,705)	(1,872)	(2,105)	(2,088)
Less Restricted (All Funds)*	0	0	0	0
Budget Authority (All Funds)	<u>2,221,248</u>	<u>2,294,398</u>	<u>2,528,000</u>	<u>2,538,685</u>
Actual Expenditures (All Funds)	<u>2,172,947</u>	<u>2,207,981</u>	<u>2,279,421</u>	N/A
Unexpended (All Funds)	<u>48,301</u>	<u>86,417</u>	<u>248,579</u>	0
Unexpended, by Fund:				
General Revenue	165	190	5,619	N/A
Federal	13,248	40,367	140,660	N/A
Other	34,888	45,860	102,300	N/A



\*Restricted amount is as of \_\_\_\_\_.

Reverted includes the statutory three-percent reserve amount (when applicable).

Restricted includes any Governor's Expenditure Restrictions which remained at the end of the fiscal year (when applicable).

**NOTES:**

<b>Expenditures by HB Section:</b>		<u>FY 2019</u> Actual	<u>FY 2020</u> Actual	<u>FY 2021</u> Actual
13.005	Leasing	408,616	407,936	418,885
13.010	State-Owned	1,764,331	1,800,045	1,860,536
13.015	Institutional	0	0	0
	<b>Total</b>	<u>2,172,947</u>	<u>2,207,981</u>	<u>2,279,421</u>

**CORE RECONCILIATION**

STATE  
DOLIR LEASING

**5. CORE RECONCILIATION**

	Budget Class	FTE	GR	Federal	Other	Total	Explanation
<b>TAFP AFTER VETOES</b>							
	EE	0.00	6,096	88,137	376,603	470,836	
	<b>Total</b>	<b>0.00</b>	<b>6,096</b>	<b>88,137</b>	<b>376,603</b>	<b>470,836</b>	
<b>DEPARTMENT CORE ADJUSTMENTS</b>							
Core Reallocation	[#1669] EE	0.00	0	2,000	0	2,000	REALLOCATION TO ALIGN BUDGET WITH PLANNED EXPENDITURES
Core Reallocation	[#1670] EE	0.00	0	2,000	0	2,000	REALLOCATION TO ALIGN BUDGET WITH PLANNED EXPENDITURES
<b>NET DEPARTMENT CHANGES</b>		<b>0.00</b>	<b>0</b>	<b>4,000</b>	<b>0</b>	<b>4,000</b>	
<b>DEPARTMENT CORE REQUEST</b>							
	EE	0.00	6,096	92,137	376,603	474,836	
	<b>Total</b>	<b>0.00</b>	<b>6,096</b>	<b>92,137</b>	<b>376,603</b>	<b>474,836</b>	
<b>GOVERNOR'S RECOMMENDED CORE</b>							
	EE	0.00	6,096	92,137	376,603	474,836	
	<b>Total</b>	<b>0.00</b>	<b>6,096</b>	<b>92,137</b>	<b>376,603</b>	<b>474,836</b>	

**CORE RECONCILIATION**

STATE  
DOLIR STATE OWNED

**5. CORE RECONCILIATION**

		Budget Class	FTE	GR	Federal	Other	Total	Explanation
<b>TAFP AFTER VETOES</b>								
		EE	0.00	63,488	1,185,523	820,926	2,069,937	
		<b>Total</b>	<b>0.00</b>	<b>63,488</b>	<b>1,185,523</b>	<b>820,926</b>	<b>2,069,937</b>	
<b>DEPARTMENT CORE ADJUSTMENTS</b>								
Core Reallocation	[#1696]	EE	0.00	0	28,000	0	28,000	REALLOCATION TO ALIGN BUDGET WITH PLANNED EXPENDITURES
Core Reallocation	[#1697]	EE	0.00	0	1,000	0	1,000	REALLOCATION TO ALIGN BUDGET WITH PLANNED EXPENDITURES
Core Reallocation	[#1706]	EE	0.00	50,000	0	0	50,000	REALLOCATION TO ALIGN BUDGET WITH PLANNED EXPENDITURES
<b>NET DEPARTMENT CHANGES</b>			<b>0.00</b>	<b>50,000</b>	<b>29,000</b>	<b>0</b>	<b>79,000</b>	
<b>DEPARTMENT CORE REQUEST</b>								
		EE	0.00	113,488	1,214,523	820,926	2,148,937	
		<b>Total</b>	<b>0.00</b>	<b>113,488</b>	<b>1,214,523</b>	<b>820,926</b>	<b>2,148,937</b>	
<b>GOVERNOR'S RECOMMENDED CORE</b>								
		EE	0.00	113,488	1,214,523	820,926	2,148,937	
		<b>Total</b>	<b>0.00</b>	<b>113,488</b>	<b>1,214,523</b>	<b>820,926</b>	<b>2,148,937</b>	

**CORE DECISION ITEM**

<b>Department:</b> Missouri Legislature	<b>Budget Unit:</b> 34440C & 34441C
<b>Division:</b>	
<b>Core:</b> HB13 Real Estate	<b>HB Section:</b> 13.005 & 13.010

**1. CORE FINANCIAL SUMMARY**

	FY 2023 Budget Request					FY 2023 Governor's Recommendation			
	GR	Federal	Other	Total		GR	Federal	Other	Total
PS	0	0	0	0	PS	0	0	0	0
EE	1,871,134	0	0	1,871,134	EE	1,871,134	0	0	1,871,134
PSD	0	0	0	0	PSD	0	0	0	0
TRF	0	0	0	0	TRF	0	0	0	0
<b>Total</b>	<b>1,871,134</b>	<b>0</b>	<b>0</b>	<b>1,871,134</b>	<b>Total</b>	<b>1,871,134</b>	<b>0</b>	<b>0</b>	<b>1,871,134</b>
FTE	0.00	0.00	0.00	0.00	FTE	0.00	0.00	0.00	0.00

<b>Est. Fringe</b>	0	0	0	0
--------------------	---	---	---	---

*Note: Fringes budgeted in House Bill 5 except for certain fringes budgeted directly to MoDOT, Highway Patrol, and Conservation.*

<b>Est. Fringe</b>	0	0	0	0
--------------------	---	---	---	---

*Note: Fringes budgeted in House Bill 5 except for certain fringes budgeted directly to MoDOT, Highway Patrol, and Conservation.*

Other Funds: N/A

Other Funds: N/A

**2. CORE DESCRIPTION**

The Division of Facilities Management, Design & Construction (FMDC) is responsible for the oversight and management of two (2) storage leases, totaling approximately two thousand four hundred (2,400) sq. ft. and approximately two hundred eighty-five thousand (285,000) sq. ft. of state-owned space on behalf of the Missouri Legislature.

	FY 2023 Budget Request					FY 2023 Governor's Recommendation			
	GR	Federal	Other	Total		GR	Federal	Other	Total
Leasing	\$7,675	\$0	\$0	\$7,675	Leasing	\$7,675	\$0	\$0	\$7,675
State-Owned	\$1,863,459	\$0	\$0	\$1,863,459	State-Owned	\$1,863,459	\$0	\$0	\$1,863,459
<b>Total</b>	<b>\$1,871,134</b>	<b>\$0</b>	<b>\$0</b>	<b>\$1,871,134</b>	<b>Total</b>	<b>\$1,871,134</b>	<b>\$0</b>	<b>\$0</b>	<b>\$1,871,134</b>

**3. PROGRAM LISTING (list programs included in this core funding)**

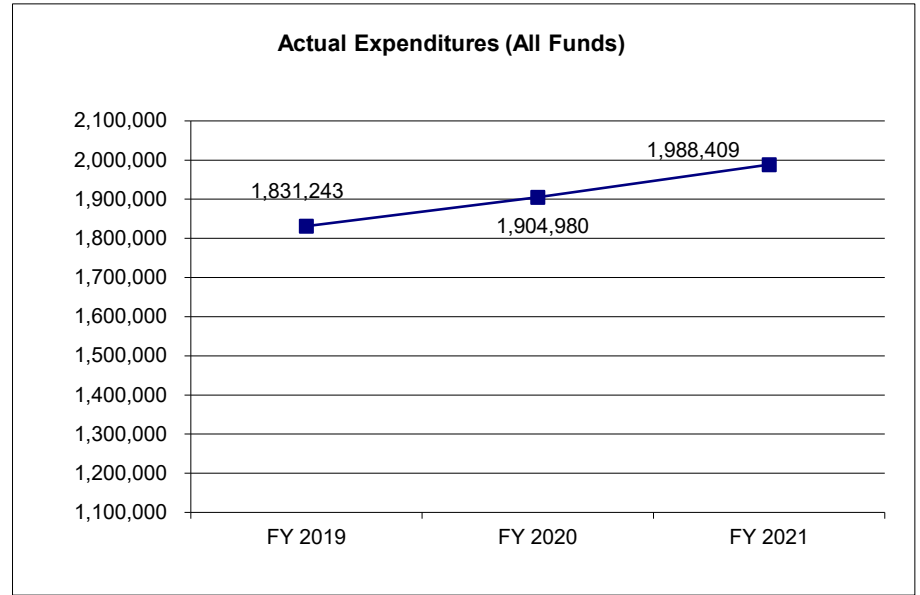
N/A

**CORE DECISION ITEM**

<b>Department:</b> Missouri Legislature	<b>Budget Unit:</b> 34440C & 34441C
<b>Division:</b>	
<b>Core:</b> HB13 Real Estate	<b>HB Section:</b> 13.005 & 13.010

**4. FINANCIAL HISTORY**

	<u>FY 2019 Actual</u>	<u>FY 2020 Actual</u>	<u>FY 2021 Actual</u>	<u>FY 2022 Current Yr.</u>
Appropriation (All Funds)	1,828,941	1,964,604	1,897,747	1,871,134
Less Reverted (All Funds)	(54,868)	(58,938)	(56,933)	(56,134)
Less Restricted (All Funds)*	0	0	0	0
Budget Authority (All Funds)	<u>1,774,073</u>	<u>1,905,666</u>	<u>1,840,814</u>	<u>1,815,000</u>
Actual Expenditures (All Funds)	<u>1,831,243</u>	<u>1,904,980</u>	<u>1,988,409</u>	N/A
Unexpended (All Funds)	<u>(57,170)</u>	<u>686</u>	<u>(147,595)</u>	0
Unexpended, by Fund:				
General Revenue	(57,170)	686	(147,595)	N/A
Federal	0	0	0	N/A
Other	0	0	0	N/A



\*Restricted amount is as of \_\_\_\_\_.

Reverted includes the statutory three-percent reserve amount (when applicable).

Restricted includes any Governor's Expenditure Restrictions which remained at the end of the fiscal year (when applicable).

**NOTES:**

<b>Expenditures by HB Section:</b>		<u>FY 2019 Actual</u>	<u>FY 2020 Actual</u>	<u>FY 2021 Actual</u>
13.005	Leasing	7,337	7,354	7,362
13.010	State-Owned	1,823,906	1,897,626	1,981,047
13.015	Institutional	0	0	0
	<b>Total</b>	<u>1,831,243</u>	<u>1,904,980</u>	<u>1,988,409</u>



**CORE RECONCILIATION**

---

STATE  
LEGISLATURE LEASING

**5. CORE RECONCILIATION**

---

	Budget Class	FTE	GR	Federal	Other	Total	Explanation
<b>TAFP AFTER VETOES</b>							
	EE	0.00	7,675	0	0	7,675	
	<b>Total</b>	<b>0.00</b>	<b>7,675</b>	<b>0</b>	<b>0</b>	<b>7,675</b>	
<b>DEPARTMENT CORE ADJUSTMENTS</b>							
Core Reallocation	[#1679] EE	0.00	2,000	0	0	2,000	REALLOCATION TO ALIGN BUDGET WITH PLANNED EXPENDITURES
<b>NET DEPARTMENT CHANGES</b>		<b>0.00</b>	<b>2,000</b>	<b>0</b>	<b>0</b>	<b>2,000</b>	
<b>DEPARTMENT CORE REQUEST</b>							
	EE	0.00	9,675	0	0	9,675	
	<b>Total</b>	<b>0.00</b>	<b>9,675</b>	<b>0</b>	<b>0</b>	<b>9,675</b>	
<b>GOVERNOR'S RECOMMENDED CORE</b>							
	EE	0.00	9,675	0	0	9,675	
	<b>Total</b>	<b>0.00</b>	<b>9,675</b>	<b>0</b>	<b>0</b>	<b>9,675</b>	

**CORE RECONCILIATION**

---

STATE  
LEGISLATURE STATE OWNED

**5. CORE RECONCILIATION**

---

	Budget Class	FTE	GR	Federal	Other	Total	Explanation
<b>TAFP AFTER VETOES</b>							
	EE	0.00	1,863,459	0	0	1,863,459	
	<b>Total</b>	<b>0.00</b>	<b>1,863,459</b>	<b>0</b>	<b>0</b>	<b>1,863,459</b>	
<b>DEPARTMENT CORE ADJUSTMENTS</b>							
Core Reallocation	[#1712] EE	0.00	150,000	0	0	150,000	REALLOCATION TO ALIGN BUDGET WITH PLANNED EXPENDITURES
<b>NET DEPARTMENT CHANGES</b>		<b>0.00</b>	<b>150,000</b>	<b>0</b>	<b>0</b>	<b>150,000</b>	
<b>DEPARTMENT CORE REQUEST</b>							
	EE	0.00	2,013,459	0	0	2,013,459	
	<b>Total</b>	<b>0.00</b>	<b>2,013,459</b>	<b>0</b>	<b>0</b>	<b>2,013,459</b>	
<b>GOVERNOR'S RECOMMENDED CORE</b>							
	EE	0.00	2,013,459	0	0	2,013,459	
	<b>Total</b>	<b>0.00</b>	<b>2,013,459</b>	<b>0</b>	<b>0</b>	<b>2,013,459</b>	

**CORE DECISION ITEM**

<b>Department:</b> Revenue	<b>Budget Unit:</b> 33902C
<b>Division:</b> Missouri Lottery	
<b>Core:</b> HB13 Real Estate	<b>HB Section:</b> 13.005

**1. CORE FINANCIAL SUMMARY**

	FY 2023 Budget Request			
	GR	Federal	Other	Total
PS	0	0	0	0
EE	0	0	432,511	432,511
PSD	0	0	0	0
TRF	0	0	0	0
<b>Total</b>	<b>0</b>	<b>0</b>	<b>432,511</b>	<b>432,511</b>

FTE 0.00      0.00      0.00      0.00

<b>Est. Fringe</b>	0	0	0	0
--------------------	---	---	---	---

*Note: Fringes budgeted in House Bill 5 except for certain fringes budgeted directly to MoDOT, Highway Patrol, and Conservation.*

Other Funds: See Fund Summary.

	FY 2023 Governor's Recommendation			
	GR	Federal	Other	Total
PS	0	0	0	0
EE	0	0	432,511	432,511
PSD	0	0	0	0
TRF	0	0	0	0
<b>Total</b>	<b>0</b>	<b>0</b>	<b>432,511</b>	<b>432,511</b>

FTE 0.00      0.00      0.00      0.00

<b>Est. Fringe</b>	0	0	0	0
--------------------	---	---	---	---

*Note: Fringes budgeted in House Bill 5 except for certain fringes budgeted directly to MoDOT, Highway Patrol, and Conservation.*

Other Funds: See Fund Summary.

**2. CORE DESCRIPTION**

The Division of Facilities Management, Design & Construction (FMDC) is responsible for the oversight and management of approximately three (3) lease contracts, totaling over twenty-six thousand (26,000) sq. ft. of space on behalf of the Department of Revenue, Division of Lottery.

	FY 2023 Budget Request			
	GR	Federal	Other	Total
Leasing	\$0	\$0	\$432,511	\$432,511
<b>Total</b>	<b>\$0</b>	<b>\$0</b>	<b>\$432,511</b>	<b>\$432,511</b>

	FY 2023 Governor's Recommendation			
	GR	Federal	Other	Total
Leasing	\$0	\$0	\$432,511	\$432,511
<b>Total</b>	<b>\$0</b>	<b>\$0</b>	<b>\$432,511</b>	<b>\$432,511</b>

**3. PROGRAM LISTING (list programs included in this core funding)**

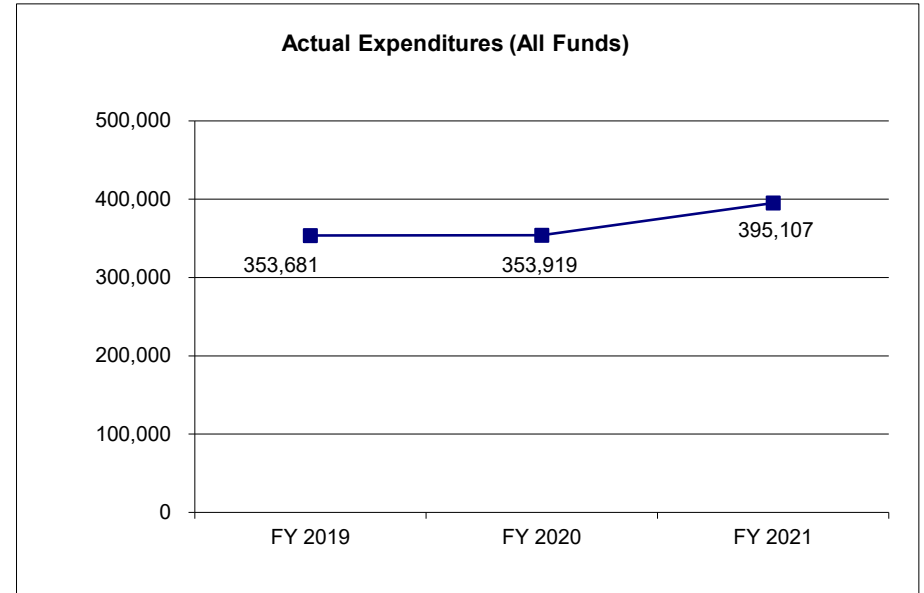
N/A

**CORE DECISION ITEM**

<b>Department:</b> Revenue	<b>Budget Unit:</b> 33902C
<b>Division:</b> Missouri Lottery	
<b>Core:</b> HB13 Real Estate	<b>HB Section:</b> 13.005

**4. FINANCIAL HISTORY**

	FY 2019 Actual	FY 2020 Actual	FY 2021 Actual	FY 2022 Current Yr.
Appropriation (All Funds)	358,877	390,689	399,787	432,511
Less Reverted (All Funds)	0	0	0	0
Less Restricted (All Funds)*	0	0	0	0
Budget Authority (All Funds)	358,877	390,689	399,787	432,511
Actual Expenditures (All Funds)	353,681	353,919	395,107	N/A
Unexpended (All Funds)	5,196	36,770	4,680	0
Unexpended, by Fund:				
General Revenue	0	0	0	N/A
Federal	0	0	0	N/A
Other	5,196	36,770	4,680	N/A



\*Restricted amount is as of \_\_\_\_\_.

Reverted includes the statutory three-percent reserve amount (when applicable).

Restricted includes any Governor's Expenditure Restrictions which remained at the end of the fiscal year (when applicable).

**NOTES:**

Expenditures by HB Section:		FY 2019 Actual	FY 2020 Actual	FY 2021 Actual
13.005	Leasing	353,681	353,919	395,107
13.010	State-Owned	0	0	0
13.015	Institutional	0	0	0
	Total	353,681	353,919	395,107

**CORE RECONCILIATION**

---

STATE  
 LOTTERY LEASING

**5. CORE RECONCILIATION**

---

	Budget Class	FTE	GR	Federal	Other	Total	Explanation
<b>TAFP AFTER VETOES</b>							
	EE	0.00	0	0	432,511	432,511	
	<b>Total</b>	<b>0.00</b>	<b>0</b>	<b>0</b>	<b>432,511</b>	<b>432,511</b>	
<b>DEPARTMENT CORE REQUEST</b>							
	EE	0.00	0	0	432,511	432,511	
	<b>Total</b>	<b>0.00</b>	<b>0</b>	<b>0</b>	<b>432,511</b>	<b>432,511</b>	
<b>GOVERNOR'S RECOMMENDED CORE</b>							
	EE	0.00	0	0	432,511	432,511	
	<b>Total</b>	<b>0.00</b>	<b>0</b>	<b>0</b>	<b>432,511</b>	<b>432,511</b>	

**CORE DECISION ITEM**

<b>Department:</b> Office of the Lt. Governor	<b>Budget Unit:</b> 39499C & 34396C
<b>Division:</b>	
<b>Core:</b> HB13 Real Estate	<b>HB Section:</b> 13.005 & 13.010

**1. CORE FINANCIAL SUMMARY**

	FY 2023 Budget Request			
	GR	Federal	Other	Total
PS	0	0	0	0
EE	81,762	0	59,044	140,806
PSD	0	0	0	0
TRF	0	0	0	0
<b>Total</b>	<b>81,762</b>	<b>0</b>	<b>59,044</b>	<b>140,806</b>
<b>FTE</b>	<b>0.00</b>	<b>0.00</b>	<b>0.00</b>	<b>0.00</b>

	FY 2023 Governor's Recommendation			
	GR	Federal	Other	Total
PS	0	0	0	0
EE	81,762	0	59,044	140,806
PSD	0	0	0	0
TRF	0	0	0	0
<b>Total</b>	<b>81,762</b>	<b>0</b>	<b>59,044</b>	<b>140,806</b>
<b>FTE</b>	<b>0.00</b>	<b>0.00</b>	<b>0.00</b>	<b>0.00</b>

<b>Est. Fringe</b>	0	0	0	0
--------------------	---	---	---	---

*Note: Fringes budgeted in House Bill 5 except for certain fringes budgeted directly to MoDOT, Highway Patrol, and Conservation.*

<b>Est. Fringe</b>	0	0	0	0
--------------------	---	---	---	---

*Note: Fringes budgeted in House Bill 5 except for certain fringes budgeted directly to MoDOT, Highway Patrol, and Conservation.*

Other Funds: See Fund Summary

Other Funds: See Fund Summary

**2. CORE DESCRIPTION**

The Division of Facilities Management, Design & Construction (FMDC) is responsible for the oversight and management of approximately two (2) lease contracts, totaling an estimated four thousand nine hundred (4,900) sq. ft., and approximately five thousand three hundred (5,300) sq. ft. of state-owned space on behalf of the Lt. Governor's Office.

	FY 2023 Budget Request			
	GR	Federal	Other	Total
Leasing	\$46,863	\$0	\$59,044	\$105,907
State-Owned	\$34,899	\$0	\$0	\$34,899
<b>Total</b>	<b>\$81,762</b>	<b>\$0</b>	<b>\$59,044</b>	<b>\$140,806</b>

	FY 2023 Governor's Recommendation			
	GR	Federal	Other	Total
Leasing	\$46,863	\$0	\$59,044	\$105,907
State-Owned	\$34,899	\$0	\$0	\$34,899
<b>Total</b>	<b>\$81,762</b>	<b>\$0</b>	<b>\$59,044</b>	<b>\$140,806</b>

**3. PROGRAM LISTING (list programs included in this core funding)**

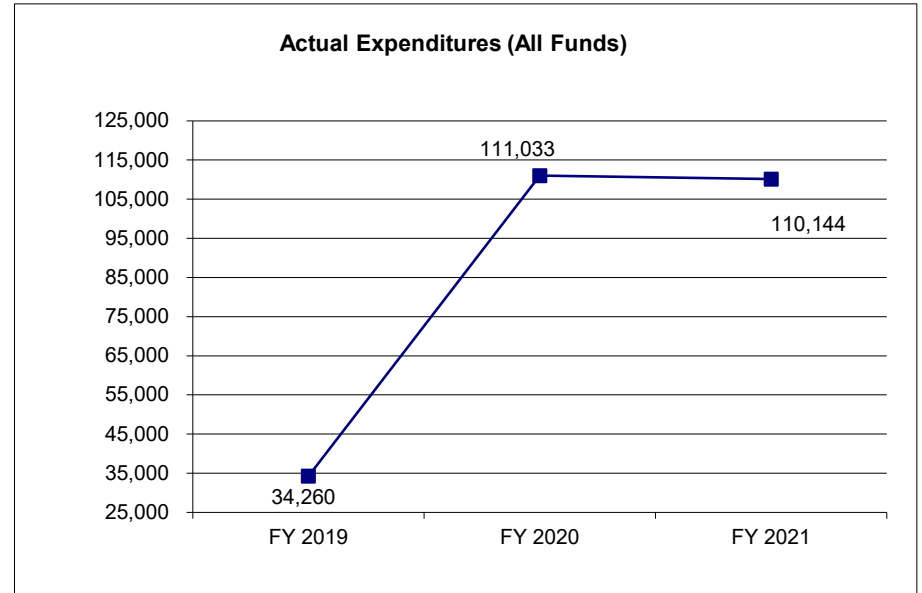
N/A

**CORE DECISION ITEM**

<b>Department:</b> Office of the Lt. Governor	<b>Budget Unit:</b> 39499C & 34396C
<b>Division:</b>	
<b>Core:</b> HB13 Real Estate	<b>HB Section:</b> 13.005 & 13.010

**4. FINANCIAL HISTORY**

	FY 2019 Actual	FY 2020 Actual	FY 2021 Actual	FY 2022 Current Yr.
Appropriation (All Funds)	34,108	136,436	140,612	140,806
Less Reverted (All Funds)	0	(1,331)	(1,388)	(1,406)
Less Restricted (All Funds)*	0	0	0	0
Budget Authority (All Funds)	34,108	135,105	139,224	139,400
Actual Expenditures (All Funds)	34,260	111,033	110,144	N/A
Unexpended (All Funds)	(152)	24,072	29,080	0
Unexpended, by Fund:				
General Revenue	(152)	11,272	12,137	N/A
Federal	0	0	0	N/A
Other	0	12,800	16,943	N/A
	<b>(1)</b>			



\*Restricted amount is as of \_\_\_\_\_.

Reverted includes the statutory three-percent reserve amount (when applicable).

Restricted includes any Governor's Expenditure Restrictions which remained at the end of the fiscal year (when applicable).

**NOTES:** (1) - Increase due to Executive Order 19-01, 19-02 and 19-03.

Expenditures by HB Section:		FY 2019 Actual	FY 2020 Actual	FY 2021 Actual
13.005	Leasing	0	74,395	73,043
13.010	State-Owned	34,260	36,638	37,101
13.015	Institutional	0	0	0
	<b>Total</b>	34,260	111,033	110,144

**CORE RECONCILIATION**

STATE  
LT GOVERNOR LEASING

**5. CORE RECONCILIATION**

	Budget Class	FTE	GR	Federal	Other	Total	Explanation
<b>TAFP AFTER VETOES</b>							
	EE	0.00	46,863	0	59,044	105,907	
	<b>Total</b>	<b>0.00</b>	<b>46,863</b>	<b>0</b>	<b>59,044</b>	<b>105,907</b>	
<b>DEPARTMENT CORE ADJUSTMENTS</b>							
Core Reallocation	[#1680] EE	0.00	(4,000)	0	0	(4,000)	REALLOCATION TO ALIGN BUDGET WITH PLANNED EXPENDITURES
<b>NET DEPARTMENT CHANGES</b>		<b>0.00</b>	<b>(4,000)</b>	<b>0</b>	<b>0</b>	<b>(4,000)</b>	
<b>DEPARTMENT CORE REQUEST</b>							
	EE	0.00	42,863	0	59,044	101,907	
	<b>Total</b>	<b>0.00</b>	<b>42,863</b>	<b>0</b>	<b>59,044</b>	<b>101,907</b>	
<b>GOVERNOR'S RECOMMENDED CORE</b>							
	EE	0.00	42,863	0	59,044	101,907	
	<b>Total</b>	<b>0.00</b>	<b>42,863</b>	<b>0</b>	<b>59,044</b>	<b>101,907</b>	



**CORE RECONCILIATION**

STATE  
LT GOVERNORS ST OWNED

**5. CORE RECONCILIATION**

	Budget Class	FTE	GR	Federal	Other	Total	Explanation
<b>TAFP AFTER VETOES</b>							
	EE	0.00	34,899	0	0	34,899	
	<b>Total</b>	<b>0.00</b>	<b>34,899</b>	<b>0</b>	<b>0</b>	<b>34,899</b>	
<b>DEPARTMENT CORE ADJUSTMENTS</b>							
Core Reallocation	[#1713] EE	0.00	25,000	0	0	25,000	REALLOCATION TO ALIGN BUDGET WITH PLANNED EXPENDITURES
<b>NET DEPARTMENT CHANGES</b>		<b>0.00</b>	<b>25,000</b>	<b>0</b>	<b>0</b>	<b>25,000</b>	
<b>DEPARTMENT CORE REQUEST</b>							
	EE	0.00	59,899	0	0	59,899	
	<b>Total</b>	<b>0.00</b>	<b>59,899</b>	<b>0</b>	<b>0</b>	<b>59,899</b>	
<b>GOVERNOR'S RECOMMENDED CORE</b>							
	EE	0.00	59,899	0	0	59,899	
	<b>Total</b>	<b>0.00</b>	<b>59,899</b>	<b>0</b>	<b>0</b>	<b>59,899</b>	

**CORE DECISION ITEM**

<b>Department:</b> Mental Health	<b>Budget Unit:</b> 34273C, 34275C & 34276C
<b>Division:</b>	
<b>Core:</b> HB13 Real Estate	<b>HB Section:</b> 13.005, 13.010 & 13.015

**1. CORE FINANCIAL SUMMARY**

	FY 2023 Budget Request				FY 2023 Governor's Recommendation			
	GR	Federal	Other	Total	GR	Federal	Other	Total
<b>PS</b>	0	0	0	0	0	0	0	0
<b>EE</b>	24,224,871	209,846	6,262	24,440,979	24,224,871	209,846	6,262	24,440,979
<b>PSD</b>	0	0	0	0	0	0	0	0
<b>TRF</b>	0	0	0	0	0	0	0	0
<b>Total</b>	<b>24,224,871</b>	<b>209,846</b>	<b>6,262</b>	<b>24,440,979</b>	<b>24,224,871</b>	<b>209,846</b>	<b>6,262</b>	<b>24,440,979</b>
<b>FTE</b>	<b>0.00</b>	<b>0.00</b>	<b>0.00</b>	<b>0.00</b>	<b>0.00</b>	<b>0.00</b>	<b>0.00</b>	<b>0.00</b>

<b>Est. Fringe</b>	0	0	0	0
--------------------	---	---	---	---

*Note: Fringes budgeted in House Bill 5 except for certain fringes budgeted directly to MoDOT, Highway Patrol, and Conservation.*

<b>Est. Fringe</b>	0	0	0	0
--------------------	---	---	---	---

*Note: Fringes budgeted in House Bill 5 except for certain fringes budgeted directly to MoDOT, Highway Patrol, and Conservation.*

Other Funds: See Fund Summary.

Other Funds: See Fund Summary.

**2. CORE DESCRIPTION**

The Division of Facilities Management, Design & Construction (FMDC) is responsible for the oversight and management of approximately fourteen (14) lease contracts, totaling over seventy-eight thousand (78,000) sq. ft., one hundred twenty-eight thousand (128,000) sq. ft. of state-owned space and approximately three million four hundred thousand (3.4M) sq. ft. of institutional space on behalf of the Department of Mental Health.

	FY 2023 Budget Request				FY 2023 Governor's Recommendation			
	GR	Federal	Other	Total	GR	Federal	Other	Total
Leasing	\$1,858,702	\$0	\$0	\$1,858,702	\$1,858,702	\$0	\$0	\$1,858,702
State-Owned	\$869,304	\$209,846	\$6,262	\$1,085,412	\$869,304	\$209,846	\$6,262	\$1,085,412
Institutional	\$21,496,865	\$0	\$0	\$21,496,865	\$21,496,865	\$0	\$0	\$21,496,865
<b>Total</b>	<b>\$24,224,871</b>	<b>\$209,846</b>	<b>\$6,262</b>	<b>\$24,440,979</b>	<b>\$24,224,871</b>	<b>\$209,846</b>	<b>\$6,262</b>	<b>\$24,440,979</b>

**3. PROGRAM LISTING (list programs included in this core funding)**

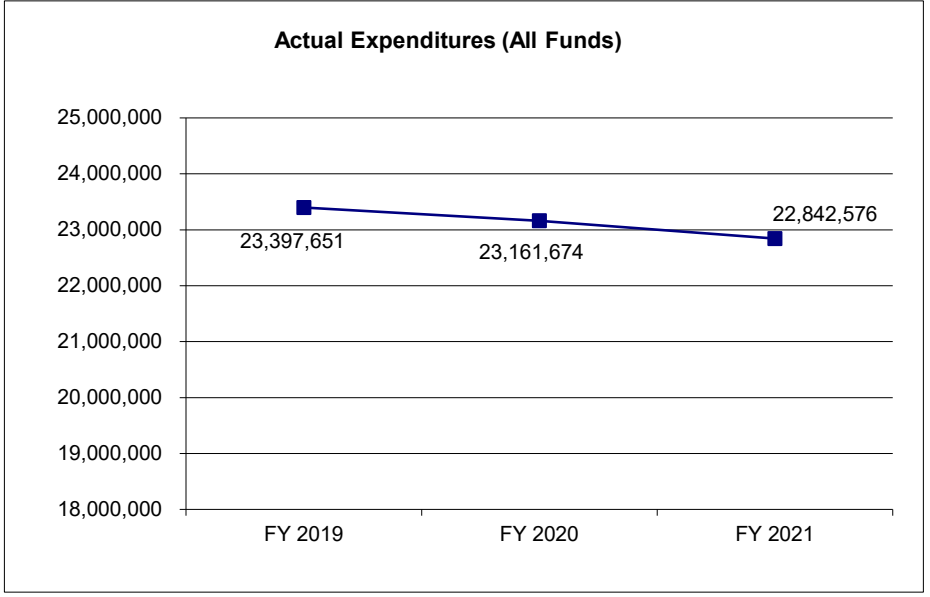
N/A

**CORE DECISION ITEM**

<b>Department:</b> Mental Health	<b>Budget Unit:</b> 34273C, 34275C & 34276C
<b>Division:</b>	
<b>Core:</b> HB13 Real Estate	<b>HB Section:</b> 13.005, 13.010 & 13.015

**4. FINANCIAL HISTORY**

	FY 2019 Actual	FY 2020 Actual	FY 2021 Actual	FY 2022 Current Yr.
Appropriation (All Funds)	24,378,845	24,287,638	24,348,411	24,440,979
Less Reverted (All Funds)	(725,551)	(714,898)	(724,363)	(726,934)
Less Restricted (All Funds)*	0	0	0	0
Budget Authority (All Funds)	23,653,294	23,572,740	23,624,048	23,714,045
Actual Expenditures (All Funds)	23,397,651	23,161,674	22,842,576	N/A
Unexpended (All Funds)	255,643	411,066	781,472	0
Unexpended, by Fund:				
General Revenue	251,233	409,688	777,365	N/A
Federal	4,592	0	4,527	N/A
Other	(182)	1,378	(420)	N/A



\*Restricted amount is as of \_\_\_\_\_.

Reverted includes the statutory three-percent reserve amount (when applicable).  
 Restricted includes any Governor's Expenditure Restrictions which remained at the end of the fiscal year (when applicable).

**NOTES:**

Expenditures by HB Section:		FY 2019 Actual	FY 2020 Actual	FY 2021 Actual
13.005	Leasing	1,786,678	1,806,274	1,777,120
13.010	State-Owned	1,033,597	1,030,671	1,065,457
13.015	Institutional	20,577,376	20,324,729	19,999,999
	<b>Total</b>	23,397,651	23,161,674	22,842,576

**CORE RECONCILIATION**

STATE  
MENTAL HEALTH LEASING

**5. CORE RECONCILIATION**

	Budget Class	FTE	GR	Federal	Other	Total	Explanation
<b>TAFP AFTER VETOES</b>							
	EE	0.00	1,858,702	0	0	1,858,702	
	<b>Total</b>	<b>0.00</b>	<b>1,858,702</b>	<b>0</b>	<b>0</b>	<b>1,858,702</b>	
<b>DEPARTMENT CORE ADJUSTMENTS</b>							
Core Reallocation	[#1681] EE	0.00	(53,000)	0	0	(53,000)	REALLOCATION TO ALIGN BUDGET WITH PLANNED EXPENDITURES
<b>NET DEPARTMENT CHANGES</b>		<b>0.00</b>	<b>(53,000)</b>	<b>0</b>	<b>0</b>	<b>(53,000)</b>	
<b>DEPARTMENT CORE REQUEST</b>							
	EE	0.00	1,805,702	0	0	1,805,702	
	<b>Total</b>	<b>0.00</b>	<b>1,805,702</b>	<b>0</b>	<b>0</b>	<b>1,805,702</b>	
<b>GOVERNOR'S RECOMMENDED CORE</b>							
	EE	0.00	1,805,702	0	0	1,805,702	
	<b>Total</b>	<b>0.00</b>	<b>1,805,702</b>	<b>0</b>	<b>0</b>	<b>1,805,702</b>	

**CORE RECONCILIATION**

---

**STATE  
MENTAL HEALTH STATE OWNED**

---

**5. CORE RECONCILIATION**

---

	<b>Budget Class</b>	<b>FTE</b>	<b>GR</b>	<b>Federal</b>	<b>Other</b>	<b>Total</b>	<b>Explanation</b>
<b>TAFP AFTER VETOES</b>	EE	0.00	869,304	209,846	6,262	1,085,412	
	<b>Total</b>	<b>0.00</b>	<b>869,304</b>	<b>209,846</b>	<b>6,262</b>	<b>1,085,412</b>	
<b>DEPARTMENT CORE REQUEST</b>	EE	0.00	869,304	209,846	6,262	1,085,412	
	<b>Total</b>	<b>0.00</b>	<b>869,304</b>	<b>209,846</b>	<b>6,262</b>	<b>1,085,412</b>	
<b>GOVERNOR'S RECOMMENDED CORE</b>	EE	0.00	869,304	209,846	6,262	1,085,412	
	<b>Total</b>	<b>0.00</b>	<b>869,304</b>	<b>209,846</b>	<b>6,262</b>	<b>1,085,412</b>	

**CORE RECONCILIATION**

---

STATE  
MENTAL HEALTH INSTITUTIONAL

---

**5. CORE RECONCILIATION**

---

	<b>Budget Class</b>	<b>FTE</b>	<b>GR</b>	<b>Federal</b>	<b>Other</b>	<b>Total</b>	<b>Explanation</b>
<b>TAFP AFTER VETOES</b>							
	EE	0.00	21,496,865	0	0	21,496,865	
	<b>Total</b>	<b>0.00</b>	<b>21,496,865</b>	<b>0</b>	<b>0</b>	<b>21,496,865</b>	
<b>DEPARTMENT CORE REQUEST</b>							
	EE	0.00	21,496,865	0	0	21,496,865	
	<b>Total</b>	<b>0.00</b>	<b>21,496,865</b>	<b>0</b>	<b>0</b>	<b>21,496,865</b>	
<b>GOVERNOR'S RECOMMENDED CORE</b>							
	EE	0.00	21,496,865	0	0	21,496,865	
	<b>Total</b>	<b>0.00</b>	<b>21,496,865</b>	<b>0</b>	<b>0</b>	<b>21,496,865</b>	

**CORE DECISION ITEM**

<b>Department:</b> OA - RATF	<b>Budget Unit:</b> 33995C
<b>Division:</b>	
<b>Core:</b> HB13 Real Estate	<b>HB Section:</b> 13.020

**1. CORE FINANCIAL SUMMARY**

	FY 2023 Budget Request			
	GR	Federal	Other	Total
PS	0	0	0	0
EE	0	0	1,500,000	1,500,000
PSD	0	0	0	0
TRF	0	0	0	0
<b>Total</b>	<b>0</b>	<b>0</b>	<b>1,500,000</b>	<b>1,500,000</b>

FTE 0.00      0.00      0.00      0.00

<b>Est. Fringe</b>	0	0	0	0
--------------------	---	---	---	---

*Note: Fringes budgeted in House Bill 5 except for certain fringes budgeted directly to MoDOT, Highway Patrol, and Conservation.*

Other Funds: See Fund Summary.

	FY 2023 Governor's Recommendation			
	GR	Federal	Other	Total
PS	0	0	0	0
EE	0	0	1,500,000	1,500,000
PSD	0	0	0	0
TRF	0	0	0	0
<b>Total</b>	<b>0</b>	<b>0</b>	<b>1,500,000</b>	<b>1,500,000</b>

FTE 0.00      0.00      0.00      0.00

<b>Est. Fringe</b>	0	0	0	0
--------------------	---	---	---	---

*Note: Fringes budgeted in House Bill 5 except for certain fringes budgeted directly to MoDOT, Highway Patrol, and Conservation.*

Other Funds: See Fund Summary.

**2. CORE DESCRIPTION**

The Division of Facilities Management, Design & Construction (FMDC) is responsible for the payment and billings for non-state agencies leasing space within state owned and leased facilities to include utility and janitorial payments. In order to make timely payments for these services, FMDC processes payments through the OA RATF and then bills the appropriate non-state tenant agencies for their share of the costs.

**3. PROGRAM LISTING (list programs included in this core funding)**

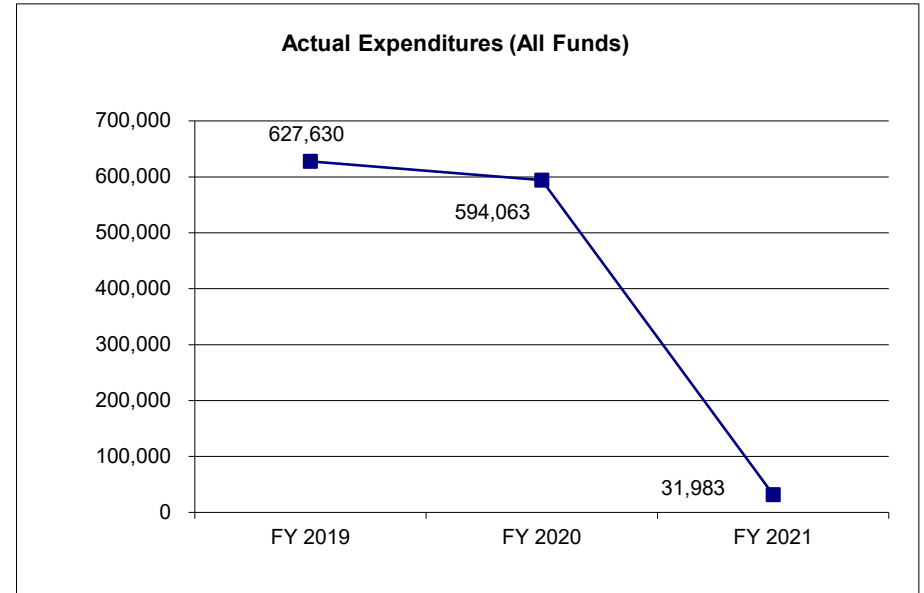
N/A

**CORE DECISION ITEM**

<b>Department:</b> OA - RATF	<b>Budget Unit:</b> 33995C
<b>Division:</b>	
<b>Core:</b> HB13 Real Estate	<b>HB Section:</b> 13.020

**4. FINANCIAL HISTORY**

	<b>FY 2019 Actual</b>	<b>FY 2020 Actual</b>	<b>FY 2021 Actual</b>	<b>FY 2022 Current Yr.</b>
Appropriation (All Funds)	1,500,000	1,500,000	1,500,000	1,500,000
Less Reverted (All Funds)	0	0	0	0
Less Restricted (All Funds)*	0	0	0	0
Budget Authority (All Funds)	1,500,000	1,500,000	1,500,000	1,500,000
Actual Expenditures (All Funds)	627,630	594,063	31,983	N/A
Unexpended (All Funds)	872,370	905,937	1,468,017	0
Unexpended, by Fund:				
General Revenue	0	0	0	N/A
Federal	0	0	0	N/A
Other	872,370	905,937	1,468,017	N/A



\*Restricted amount is as of \_\_\_\_\_.

Reverted includes the statutory three-percent reserve amount (when applicable).

Restricted includes any Governor's Expenditure Restrictions which remained at the end of the fiscal year (when applicable).

**NOTES:**

None.



**CORE RECONCILIATION**

---

**STATE  
MULTI-TENANT**

**5. CORE RECONCILIATION**

---

	<b>Budget Class</b>	<b>FTE</b>	<b>GR</b>	<b>Federal</b>	<b>Other</b>	<b>Total</b>	<b>Explanation</b>
<b>TAFP AFTER VETOES</b>							
	EE	0.00	0	0	1,500,000	1,500,000	
	<b>Total</b>	<b>0.00</b>	<b>0</b>	<b>0</b>	<b>1,500,000</b>	<b>1,500,000</b>	
<b>DEPARTMENT CORE REQUEST</b>							
	EE	0.00	0	0	1,500,000	1,500,000	
	<b>Total</b>	<b>0.00</b>	<b>0</b>	<b>0</b>	<b>1,500,000</b>	<b>1,500,000</b>	
<b>GOVERNOR'S RECOMMENDED CORE</b>							
	EE	0.00	0	0	1,500,000	1,500,000	
	<b>Total</b>	<b>0.00</b>	<b>0</b>	<b>0</b>	<b>1,500,000</b>	<b>1,500,000</b>	

**CORE DECISION ITEM**

<b>Department:</b> Public Safety	<b>Budget Unit:</b> 34229C
<b>Division:</b> Adjutant General/Missouri National Guard	
<b>Core:</b> HB13 Real Estate	<b>HB Section:</b> 13.005

**1. CORE FINANCIAL SUMMARY**

	FY 2023 Budget Request					FY 2023 Governor's Recommendation			
	GR	Federal	Other	Total		GR	Federal	Other	Total
<b>PS</b>	0	0	0	0	<b>PS</b>	0	0	0	0
<b>EE</b>	28,848	1,668,055	0	1,696,903	<b>EE</b>	28,848	1,668,055	0	1,696,903
<b>PSD</b>	0	0	0	0	<b>PSD</b>	0	0	0	0
<b>TRF</b>	0	0	0	0	<b>TRF</b>	0	0	0	0
<b>Total</b>	<b>28,848</b>	<b>1,668,055</b>	<b>0</b>	<b>1,696,903</b>	<b>Total</b>	<b>28,848</b>	<b>1,668,055</b>	<b>0</b>	<b>1,696,903</b>
<b>FTE</b>	<b>0.00</b>	<b>0.00</b>	<b>0.00</b>	<b>0.00</b>	<b>FTE</b>	<b>0.00</b>	<b>0.00</b>	<b>0.00</b>	<b>0.00</b>
<i>Est. Fringe</i>	0	0	0	0	<i>Est. Fringe</i>	0	0	0	0
<i>Note: Fringes budgeted in House Bill 5 except for certain fringes budgeted directly to MoDOT, Highway Patrol, and Conservation.</i>					<i>Note: Fringes budgeted in House Bill 5 except for certain fringes budgeted directly to MoDOT, Highway Patrol, and Conservation.</i>				
Other Funds:	N/A				Other Funds:	N/A			

**2. CORE DESCRIPTION**

The Division of Facilities Management, Design & Construction (FMDC) is responsible for the oversight and management of fourteen (14) lease contracts, totaling over seventy thousand (70,000) sq. ft. on behalf of the Missouri Adjutant General.

	FY 2023 Budget Request					FY 2023 Governor's Recommendation			
	GR	Federal	Other	Total		GR	Federal	Other	Total
Leasing	\$28,848	\$1,668,055	\$0	\$1,696,903	Leasing	\$28,848	\$1,668,055	\$0	\$1,696,903
<b>Total</b>	<b>\$28,848</b>	<b>\$1,668,055</b>	<b>\$0</b>	<b>\$1,696,903</b>	<b>Total</b>	<b>\$28,848</b>	<b>\$1,668,055</b>	<b>\$0</b>	<b>\$1,696,903</b>

**3. PROGRAM LISTING (list programs included in this core funding)**

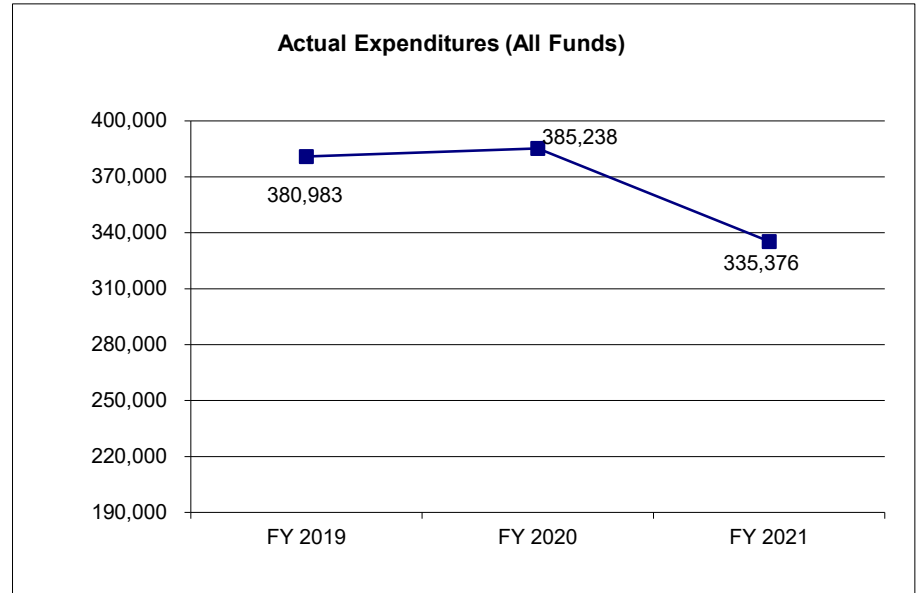
N/A

**CORE DECISION ITEM**

<b>Department:</b> Public Safety	<b>Budget Unit:</b> 34229C
<b>Division:</b> Adjutant General/Missouri National Guard	
<b>Core:</b> HB13 Real Estate	<b>HB Section:</b> 13.005

**4. FINANCIAL HISTORY**

	<b>FY 2019 Actual</b>	<b>FY 2020 Actual</b>	<b>FY 2021 Actual</b>	<b>FY 2022 Current Yr.</b>
Appropriation (All Funds)	1,690,247	1,727,997	1,764,354	1,696,903
Less Reverted (All Funds)	(923)	(1,030)	(1,015)	(865)
Less Restricted (All Funds)*	0	0	0	0
Budget Authority (All Funds)	1,689,324	1,726,967	1,763,339	1,696,038
Actual Expenditures (All Funds)	380,983	385,238	335,376	N/A
Unexpended (All Funds)	1,308,341	1,341,729	1,427,963	0
Unexpended, by Fund:				
General Revenue	(42)	2,695	1,893	N/A
Federal	1,308,383	1,339,034	1,426,070	N/A
Other	0	0	0	N/A



\*Restricted amount is as of \_\_\_\_\_

Reverted includes the statutory three-percent reserve amount (when applicable).

Restricted includes any Governor's Expenditure Restrictions which remained at the end of the fiscal year (when applicable).

**NOTES:**

<b>Expenditures by HB Section:</b>		<b>FY 2019 Actual</b>	<b>FY 2020 Actual</b>	<b>FY 2021 Actual</b>
13.005	Leasing	380,983	385,238	335,376
13.010	State-Owned	0	0	0
13.015	Institutional	0	0	0
	<b>Total</b>	<b>380,983</b>	<b>385,238</b>	<b>335,376</b>

**CORE RECONCILIATION**

STATE  
NATIONAL GUARD LEASING

**5. CORE RECONCILIATION**

	Budget Class	FTE	GR	Federal	Other	Total	Explanation
<b>TAFP AFTER VETOES</b>							
	EE	0.00	28,848	1,668,055	0	1,696,903	
	<b>Total</b>	<b>0.00</b>	<b>28,848</b>	<b>1,668,055</b>	<b>0</b>	<b>1,696,903</b>	
<b>DEPARTMENT CORE ADJUSTMENTS</b>							
Core Reallocation	[#1683] EE	0.00	2,000	0	0	2,000	REALLOCATION TO ALIGN BUDGET WITH PLANNED EXPENDITURES
<b>NET DEPARTMENT CHANGES</b>		<b>0.00</b>	<b>2,000</b>	<b>0</b>	<b>0</b>	<b>2,000</b>	
<b>DEPARTMENT CORE REQUEST</b>							
	EE	0.00	30,848	1,668,055	0	1,698,903	
	<b>Total</b>	<b>0.00</b>	<b>30,848</b>	<b>1,668,055</b>	<b>0</b>	<b>1,698,903</b>	
<b>GOVERNOR'S RECOMMENDED CORE</b>							
	EE	0.00	30,848	1,668,055	0	1,698,903	
	<b>Total</b>	<b>0.00</b>	<b>30,848</b>	<b>1,668,055</b>	<b>0</b>	<b>1,698,903</b>	

**CORE DECISION ITEM**

<b>Department:</b> Natural Resources	<b>Budget Unit:</b> 34088C & 34089C
<b>Division:</b>	
<b>Core:</b> HB13 Real Estate	<b>HB Section:</b> 13.005 & 13.010

**1. CORE FINANCIAL SUMMARY**

	FY 2023 Governor Recommends			
	GR	Federal	Other	Total
PS	0	0	0	0
EE	778,316	590,844	1,739,838	3,108,998
PSD	0	0	0	0
TRF	0	0	0	0
<b>Total</b>	<b>778,316</b>	<b>590,844</b>	<b>1,739,838</b>	<b>3,108,998</b>

FTE 0.00      0.00      0.00      0.00

<b>Est. Fringe</b>	0	0	0	0
--------------------	---	---	---	---

*Note: Fringes budgeted in House Bill 5 except for certain fringes budgeted directly to MoDOT, Highway Patrol, and Conservation.*

Other Funds: See Fund Summary.

	FY 2023 Governor's Recommendation			
	GR	Federal	Other	Total
PS	0	0	0	0
EE	778,316	590,844	1,739,838	3,108,998
PSD	0	0	0	0
TRF	0	0	0	0
<b>Total</b>	<b>778,316</b>	<b>590,844</b>	<b>1,739,838</b>	<b>3,108,998</b>

FTE 0.00      0.00      0.00      0.00

<b>Est. Fringe</b>	0	0	0	0
--------------------	---	---	---	---

*Note: Fringes budgeted in House Bill 5 except for certain fringes budgeted directly to MoDOT, Highway Patrol, and Conservation.*

Other Funds: See Fund Summary.

**2. CORE DESCRIPTION**

The Division of Facilities Management, Design & Construction (FMDC) is responsible for the oversight and management of approximately twenty three (23) lease contracts, totaling approximately one hundred thirty-nine thousand (139,000) sq. ft. and approximately one hundred and fifty-eight thousand (158,000) sq. ft. of state-owned space on behalf of the Department of Natural Resources.

	FY 2023 Governor Recommends			
	GR	Federal	Other	Total
Leasing	\$432,282	\$337,545	\$1,184,472	\$1,954,299
State-Owned	\$346,034	\$253,299	\$555,366	\$1,154,699
<b>Total</b>	<b>\$778,316</b>	<b>\$590,844</b>	<b>\$1,739,838</b>	<b>\$3,108,998</b>

	FY 2023 Governor's Recommendation			
	GR	Federal	Other	Total
Leasing	\$432,282	\$337,545	\$1,184,472	\$1,954,299
State-Owned	\$346,034	\$253,299	\$555,366	\$1,154,699
<b>Total</b>	<b>\$778,316</b>	<b>\$590,844</b>	<b>\$1,739,838</b>	<b>\$3,108,998</b>

**3. PROGRAM LISTING (list programs included in this core funding)**

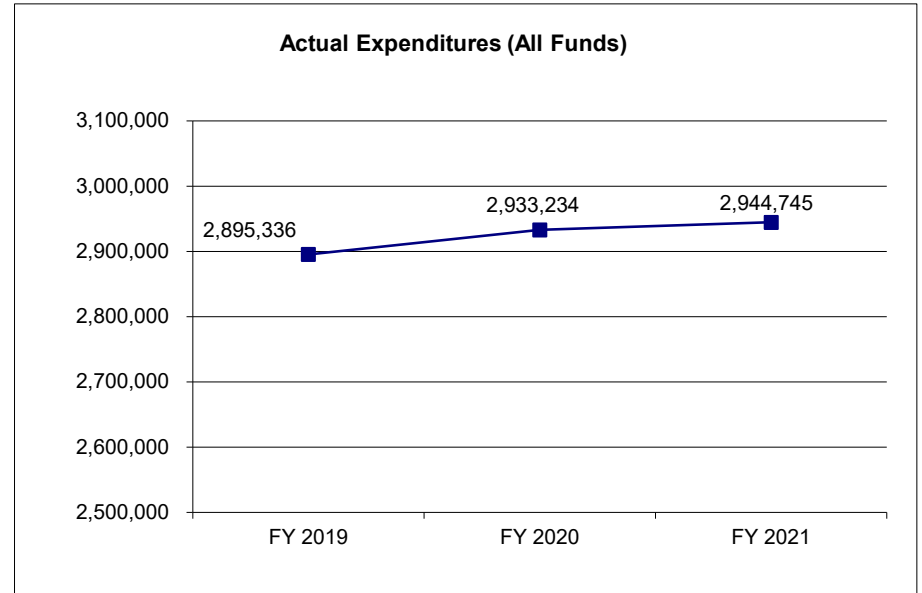
N/A

**CORE DECISION ITEM**

<b>Department:</b> Natural Resources	<b>Budget Unit:</b> 34088C & 34089C
<b>Division:</b>	
<b>Core:</b> HB13 Real Estate	<b>HB Section:</b> 13.005 & 13.010

**4. FINANCIAL HISTORY**

	FY 2019 Actual	FY 2020 Actual	FY 2021 Actual	FY 2022 Current Yr.
Appropriation (All Funds)	2,909,239	3,067,225	3,118,141	3,108,998
Less Reverted (All Funds)	(21,112)	(21,752)	(23,254)	(23,349)
Less Restricted (All Funds)*	0	0	0	0
Budget Authority (All Funds)	2,888,127	3,045,473	3,094,887	3,085,649
Actual Expenditures (All Funds)	2,895,336	2,933,234	2,944,745	N/A
Unexpended (All Funds)	(7,209)	112,239	150,142	0
Unexpended, by Fund:				
General Revenue	(15,035)	9,626	39,060	N/A
Federal	758	36,065	23,324	N/A
Other	7,068	66,548	87,758	N/A



\*Restricted amount is as of \_\_\_\_\_.

Reverted includes the statutory three-percent reserve amount (when applicable).

Restricted includes any Governor's Expenditure Restrictions which remained at the end of the fiscal year (when applicable).

**NOTES:**

Expenditures by HB Section:		FY 2019 Actual	FY 2020 Actual	FY 2021 Actual
13.005	Leasing	1,826,056	1,825,980	1,825,087
13.010	State-Owned	1,069,280	1,107,254	1,119,658
13.015	Institutional	0	0	0
	<b>Total</b>	2,895,336	2,933,234	2,944,745

**CORE RECONCILIATION**

STATE  
NATURAL RESOURCES LEASING

**5. CORE RECONCILIATION**

		Budget Class	FTE	GR	Federal	Other	Total	Explanation
<b>TAFP AFTER VETOES</b>								
		EE	0.00	432,282	337,545	1,184,472	1,954,299	
		<b>Total</b>	<b>0.00</b>	<b>432,282</b>	<b>337,545</b>	<b>1,184,472</b>	<b>1,954,299</b>	
<b>DEPARTMENT CORE ADJUSTMENTS</b>								
Core Reallocation	[#1668]	EE	0.00	0	(8,000)	0	(8,000)	REALLOCATION TO ALIGN BUDGET WITH PLANNED EXPENDITURES
Core Reallocation	[#1675]	EE	0.00	(15,000)	0	0	(15,000)	REALLOCATION TO ALIGN BUDGET WITH PLANNED EXPENDITURES
Core Reallocation	[#1687]	EE	0.00	0	0	(2,000)	(2,000)	REALLOCATION TO ALIGN BUDGET WITH PLANNED EXPENDITURES
Core Reallocation	[#1688]	EE	0.00	0	0	(6,500)	(6,500)	REALLOCATION TO ALIGN BUDGET WITH PLANNED EXPENDITURES
<b>NET DEPARTMENT CHANGES</b>			<b>0.00</b>	<b>(15,000)</b>	<b>(8,000)</b>	<b>(8,500)</b>	<b>(31,500)</b>	
<b>DEPARTMENT CORE REQUEST</b>								
		EE	0.00	417,282	329,545	1,175,972	1,922,799	
		<b>Total</b>	<b>0.00</b>	<b>417,282</b>	<b>329,545</b>	<b>1,175,972</b>	<b>1,922,799</b>	
<b>GOVERNOR'S RECOMMENDED CORE</b>								
		EE	0.00	417,282	329,545	1,175,972	1,922,799	
		<b>Total</b>	<b>0.00</b>	<b>417,282</b>	<b>329,545</b>	<b>1,175,972</b>	<b>1,922,799</b>	

**CORE RECONCILIATION**

STATE  
DNR STATE OWNED

**5. CORE RECONCILIATION**

		Budget Class	FTE	GR	Federal	Other	Total	Explanation
<b>TAFP AFTER VETOES</b>								
		EE	0.00	346,034	253,299	555,366	1,154,699	
		<b>Total</b>	<b>0.00</b>	<b>346,034</b>	<b>253,299</b>	<b>555,366</b>	<b>1,154,699</b>	
<b>DEPARTMENT CORE ADJUSTMENTS</b>								
Core Reallocation	[#1695]	EE	0.00	0	14,000	0	14,000	REALLOCATION TO ALIGN BUDGET WITH PLANNED EXPENDITURES
Core Reallocation	[#1704]	EE	0.00	200,000	0	0	200,000	REALLOCATION TO ALIGN BUDGET WITH PLANNED EXPENDITURES
Core Reallocation	[#1724]	EE	0.00	0	0	2,000	2,000	REALLOCATION TO ALIGN BUDGET WITH PLANNED EXPENDITURES
Core Reallocation	[#1725]	EE	0.00	0	0	6,500	6,500	REALLOCATION TO ALIGN BUDGET WITH PLANNED EXPENDITURES
<b>NET DEPARTMENT CHANGES</b>			<b>0.00</b>	<b>200,000</b>	<b>14,000</b>	<b>8,500</b>	<b>222,500</b>	
<b>DEPARTMENT CORE REQUEST</b>								
		EE	0.00	546,034	267,299	563,866	1,377,199	
		<b>Total</b>	<b>0.00</b>	<b>546,034</b>	<b>267,299</b>	<b>563,866</b>	<b>1,377,199</b>	
<b>GOVERNOR'S RECOMMENDED CORE</b>								
		EE	0.00	546,034	267,299	563,866	1,377,199	
		<b>Total</b>	<b>0.00</b>	<b>546,034</b>	<b>267,299</b>	<b>563,866</b>	<b>1,377,199</b>	



**CORE DECISION ITEM**

<b>Department:</b> Office of Administration	<b>Budget Unit:</b> 33925C & 33926C
<b>Division:</b>	
<b>Core:</b> HB13 Real Estate	<b>HB Section:</b> 13.005 & 13.010

**1. CORE FINANCIAL SUMMARY**

	FY 2023 Budget Request					FY 2023 Governor's Recommendation			
	GR	Federal	Other	Total		GR	Federal	Other	Total
<b>PS</b>	0	0	0	0	<b>PS</b>	0	0	0	0
<b>EE</b>	3,938,769	0	916,967	4,855,736	<b>EE</b>	3,938,769	0	916,967	4,855,736
<b>PSD</b>	0	0	0	0	<b>PSD</b>	0	0	0	0
<b>TRF</b>	0	0	0	0	<b>TRF</b>	0	0	0	0
<b>Total</b>	<b>3,938,769</b>	<b>0</b>	<b>916,967</b>	<b>4,855,736</b>	<b>Total</b>	<b>3,938,769</b>	<b>0</b>	<b>916,967</b>	<b>4,855,736</b>
<b>FTE</b>	<b>0.00</b>	<b>0.00</b>	<b>0.00</b>	<b>0.00</b>	<b>FTE</b>	<b>0.00</b>	<b>0.00</b>	<b>0.00</b>	<b>0.00</b>
<b>Est. Fringe</b>	0	0	0	0	<b>Est. Fringe</b>	0	0	0	0
<i>Note: Fringes budgeted in House Bill 5 except for certain fringes budgeted directly to MoDOT, Highway Patrol, and Conservation.</i>					<i>Note: Fringes budgeted in House Bill 5 except for certain fringes budgeted directly to MoDOT, Highway Patrol, and Conservation.</i>				
Other Funds: See Fund Summary.					Other Funds: See Fund Summary.				

**2. CORE DESCRIPTION**

The Division of Facilities Management, Design & Construction (FMDC) is responsible for the oversight and management of approximately twenty-four (24) lease contracts, totaling nearly one hundred twenty-three thousand (123,000) sq. ft. and four hundred ninety-seven thousand (497,000) sq. ft. of state-owned space on behalf of the Office of Administration.

	FY 2023 Budget Request					FY 2023 Governor's Recommendation			
	GR	Federal	Other	Total		GR	Federal	Other	Total
Leasing	\$529,355	\$0	\$455,892	\$985,247	Leasing	\$529,355	\$0	\$455,892	\$985,247
State-Owned	\$3,409,414	\$0	\$461,075	\$3,870,489	State-Owned	\$3,409,414	\$0	\$461,075	\$3,870,489
<b>Total</b>	<b>\$3,938,769</b>	<b>\$0</b>	<b>\$916,967</b>	<b>\$4,855,736</b>	<b>Total</b>	<b>\$3,938,769</b>	<b>\$0</b>	<b>\$916,967</b>	<b>\$4,855,736</b>

**3. PROGRAM LISTING (list programs included in this core funding)**

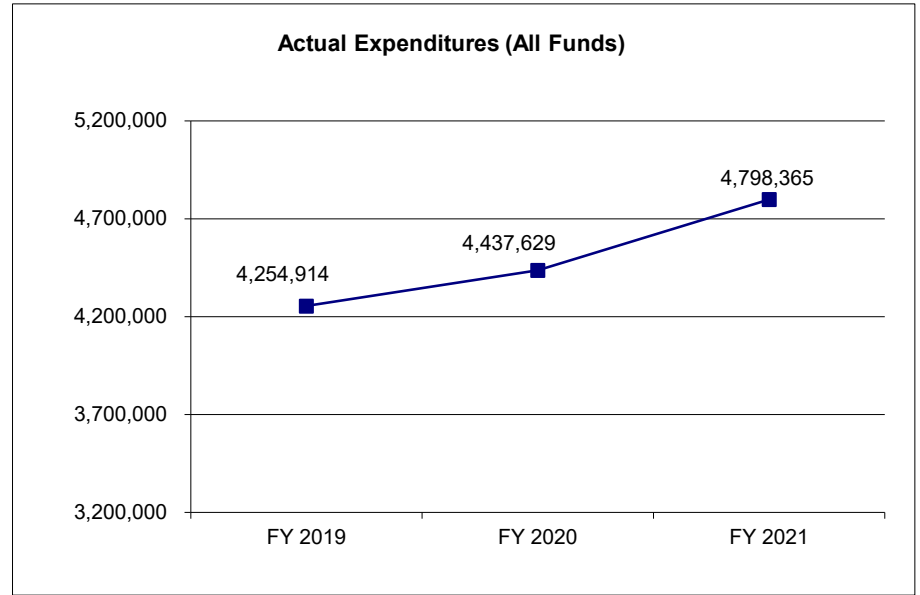
N/A

**CORE DECISION ITEM**

<b>Department:</b> Office of Administration	<b>Budget Unit:</b> 33925C & 33926C
<b>Division:</b>	
<b>Core:</b> HB13 Real Estate	<b>HB Section:</b> 13.005 & 13.010

**4. FINANCIAL HISTORY**

	FY 2019 Actual	FY 2020 Actual	FY 2021 Actual	FY 2022 Current Yr.
Appropriation (All Funds)	4,383,776	4,514,741	5,069,277	4,855,736
Less Reverted (All Funds)	(103,867)	(107,187)	(125,303)	(118,163)
Less Restricted (All Funds)*	0	0	0	
Budget Authority (All Funds)	4,279,909	4,407,554	4,943,974	4,737,573
Actual Expenditures (All Funds)	4,254,914	4,437,629	4,798,365	N/A
Unexpended (All Funds)	24,995	(30,075)	145,609	0
Unexpended, by Fund:				
General Revenue	7,596	(126,857)	211,237	N/A
Federal	0	0	0	N/A
Other	17,399	96,782	(65,628)	N/A



\*Restricted amount is as of \_\_\_\_\_.

Reverted includes the statutory three-percent reserve amount (when applicable).

Restricted includes any Governor's Expenditure Restrictions which remained at the end of the fiscal year (when applicable).

**NOTES:**

Expenditures by HB Section:		FY 2019 Actual	FY 2020 Actual	FY 2021 Actual
13.005	Leasing	875,811	980,442	960,089
13.010	State-Owned	3,379,103	3,457,187	3,838,276
13.015	Institutional	0	0	0
	<b>Total</b>	4,254,914	4,437,629	4,798,365

**CORE RECONCILIATION**

STATE  
OA LEASING

**5. CORE RECONCILIATION**

	Budget Class	FTE	GR	Federal	Other	Total	Explanation
<b>TAFP AFTER VETOES</b>							
	EE	0.00	529,355	0	455,892	985,247	
	<b>Total</b>	<b>0.00</b>	<b>529,355</b>	<b>0</b>	<b>455,892</b>	<b>985,247</b>	
<b>DEPARTMENT CORE ADJUSTMENTS</b>							
Core Reallocation	[#1682] EE	0.00	(49,995)	0	0	(49,995)	REALLOCATION TO ALIGN BUDGET WITH PLANNED EXPENDITURES
Core Reallocation	[#1692] EE	0.00	0	0	(30,000)	(30,000)	REALLOCATION TO ALIGN BUDGET WITH PLANNED EXPENDITURES
<b>NET DEPARTMENT CHANGES</b>		<b>0.00</b>	<b>(49,995)</b>	<b>0</b>	<b>(30,000)</b>	<b>(79,995)</b>	
<b>DEPARTMENT CORE REQUEST</b>							
	EE	0.00	479,360	0	425,892	905,252	
	<b>Total</b>	<b>0.00</b>	<b>479,360</b>	<b>0</b>	<b>425,892</b>	<b>905,252</b>	
<b>GOVERNOR'S RECOMMENDED CORE</b>							
	EE	0.00	479,360	0	425,892	905,252	
	<b>Total</b>	<b>0.00</b>	<b>479,360</b>	<b>0</b>	<b>425,892</b>	<b>905,252</b>	

**CORE RECONCILIATION**

STATE  
OA STATE OWNED

**5. CORE RECONCILIATION**

	Budget Class	FTE	GR	Federal	Other	Total	Explanation
<b>TAFP AFTER VETOES</b>							
	EE	0.00	3,409,414	0	461,075	3,870,489	
	<b>Total</b>	<b>0.00</b>	<b>3,409,414</b>	<b>0</b>	<b>461,075</b>	<b>3,870,489</b>	
<b>DEPARTMENT CORE ADJUSTMENTS</b>							
Transfer In	[#1828] EE	0.00	31,585	0	0	31,585	Transfer funding from HB5 to cover costs associated with ITSD staff utilizing space in the Fletcher Daniels State Office Building.
Core Reallocation	[#1714] EE	0.00	493,000	0	0	493,000	REALLOCATION TO ALIGN BUDGET WITH PLANNED EXPENDITURES
Core Reallocation	[#1734] EE	0.00	0	0	100,000	100,000	REALLOCATION TO ALIGN BUDGET WITH PLANNED EXPENDITURES
Core Reallocation	[#1735] EE	0.00	0	0	1,000	1,000	REALLOCATION TO ALIGN BUDGET WITH PLANNED EXPENDITURES
<b>NET DEPARTMENT CHANGES</b>		<b>0.00</b>	<b>524,585</b>	<b>0</b>	<b>101,000</b>	<b>625,585</b>	
<b>DEPARTMENT CORE REQUEST</b>							
	EE	0.00	3,933,999	0	562,075	4,496,074	
	<b>Total</b>	<b>0.00</b>	<b>3,933,999</b>	<b>0</b>	<b>562,075</b>	<b>4,496,074</b>	
<b>GOVERNOR'S RECOMMENDED CORE</b>							
	EE	0.00	3,933,999	0	562,075	4,496,074	
	<b>Total</b>	<b>0.00</b>	<b>3,933,999</b>	<b>0</b>	<b>562,075</b>	<b>4,496,074</b>	

**CORE DECISION ITEM**

<b>Department:</b> Public Safety	<b>Budget Unit:</b> 34221C, 34222C & 34227C
<b>Division:</b>	
<b>Core:</b> HB13 Real Estate	<b>HB Section:</b> 13.005, 13.010 & 13.015

**1. CORE FINANCIAL SUMMARY**

	FY 2023 Budget Request					FY 2023 Governor's Recommendation			
	GR	Federal	Other	Total		GR	Federal	Other	Total
PS	0	0	0	0	PS	0	0	0	0
EE	354,880	97,724	607,303	1,059,907	EE	354,880	97,724	607,303	1,059,907
PSD	0	0	0	0	PSD	0	0	0	0
TRF	0	0	0	0	TRF	0	0	0	0
<b>Total</b>	<b>354,880</b>	<b>97,724</b>	<b>607,303</b>	<b>1,059,907</b>	<b>Total</b>	<b>354,880</b>	<b>97,724</b>	<b>607,303</b>	<b>1,059,907</b>
FTE	0.00	0.00	0.00	0.00	FTE	0.00	0.00	0.00	0.00

<b>Est. Fringe</b>	0	0	0	0
--------------------	---	---	---	---

*Note: Fringes budgeted in House Bill 5 except for certain fringes budgeted directly to MoDOT, Highway Patrol, and Conservation.*

<b>Est. Fringe</b>	0	0	0	0
--------------------	---	---	---	---

*Note: Fringes budgeted in House Bill 5 except for certain fringes budgeted directly to MoDOT, Highway Patrol, and Conservation.*

Other Funds: See Fund Summary.

Other Funds: See Fund Summary.

**2. CORE DESCRIPTION**

The Division of Facilities Management, Design & Construction (FMDC) is responsible for the oversight and management of approximately twenty-eight (28) lease contracts, totaling approximately thirty thousand (30,000) sq. ft., approximately seventy-six thousand (76,000) sq. ft. of state-owned space on behalf of the Department of Public Safety's Office of the Director, Veteran's Commission, Liquor Control, Capitol Police, and Fire Marshall.

	FY 2023 Budget Request					FY 2023 Governor's Recommendation			
	GR	Federal	Other	Total		GR	Federal	Other	Total
Leasing	\$90,005	\$97,724	\$380,054	\$567,783	Leasing	\$90,005	\$97,724	\$380,054	\$567,783
State-Owned	\$264,875	\$0	\$227,249	\$492,124	State-Owned	\$264,875	\$0	\$227,249	\$492,124
<b>Total</b>	<b>\$354,880</b>	<b>\$97,724</b>	<b>\$607,303</b>	<b>\$1,059,907</b>	<b>Total</b>	<b>\$354,880</b>	<b>\$97,724</b>	<b>\$607,303</b>	<b>\$1,059,907</b>

**3. PROGRAM LISTING (list programs included in this core funding)**

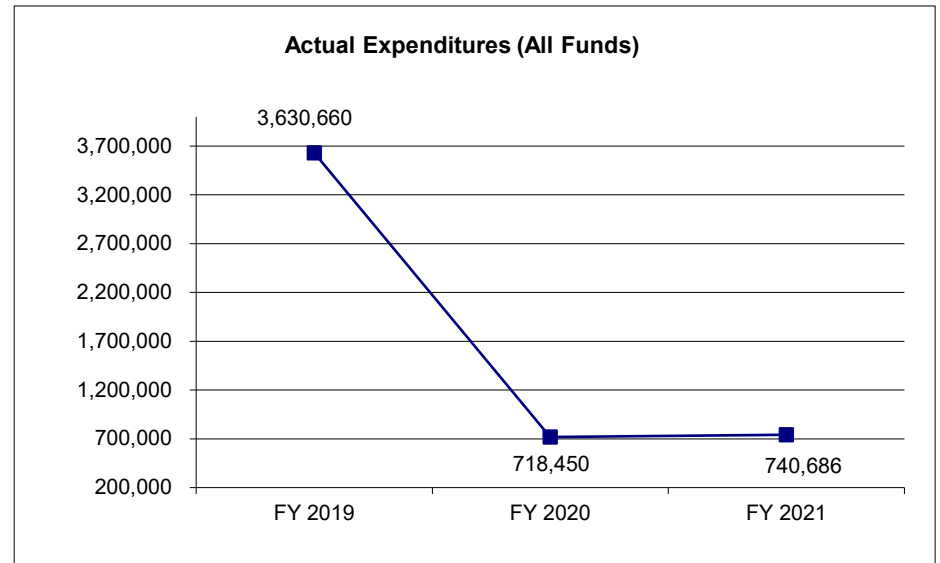
N/A

**CORE DECISION ITEM**

<b>Department:</b> Public Safety	<b>Budget Unit:</b> 34221C, 34222C & 34227C
<b>Division:</b>	
<b>Core:</b> HB13 Real Estate	<b>HB Section:</b> 13.005, 13.010 & 13.015

**4. FINANCIAL HISTORY**

	FY 2019 Actual	FY 2020 Actual	FY 2021 Actual	FY 2022 Current Yr.
Appropriation (All Funds)	3,666,471	890,853	837,995	1,059,907
Less Reverted (All Funds)	(7,178)	(7,223)	(7,873)	(10,646)
Less Restricted (All Funds)*	0	0	0	0
Budget Authority (All Funds)	3,659,293	883,630	830,122	1,049,261
Actual Expenditures (All Funds)	3,630,660	718,450	740,686	N/A
Unexpended (All Funds)	28,633	165,180	89,436	0
Unexpended, by Fund:				
General Revenue	(23,866)	0	(6,278)	N/A
Federal	19,846	32,596	1,554	N/A
Other	32,653	132,584	94,160	N/A
	<b>(1)</b>			



\*Restricted amount is as of \_\_\_\_\_.

Reverted includes the statutory three-percent reserve amount (when applicable).

Restricted includes any Governor's Expenditure Restrictions which remained at the end of the fiscal year (when applicable).

**NOTES:** (1) Spending authority to support institutional real property was transferred to the Department of Public Safety in the FY20 Department Request budget.

Expenditures by HB Section:		FY 2019 Actual	FY 2020 Actual	FY 2021 Actual
13.005	Leasing	307,414	284,650	266,797
13.010	State-Owned	425,798	433,800	473,889
13.015	Institutional	2,897,448	0	0
	<b>Total</b>	3,630,660	718,450	740,686

**CORE RECONCILIATION**

STATE  
PUBLIC SAFETY LEASING

**5. CORE RECONCILIATION**

	Budget Class	FTE	GR	Federal	Other	Total	Explanation
<b>TAFP AFTER VETOES</b>							
	EE	0.00	90,005	97,724	380,054	567,783	
	<b>Total</b>	<b>0.00</b>	<b>90,005</b>	<b>97,724</b>	<b>380,054</b>	<b>567,783</b>	
<b>DEPARTMENT CORE ADJUSTMENTS</b>							
Core Reduction	[#1750] EE	0.00	(90,000)	(90,000)	0	(180,000)	Core Reduction for PPE Warehouse
Core Reallocation	[#709] EE	0.00	(5)	0	0	(5)	UPDATING BOBC FOR BETTER BUDGET PROCESS
	<b>NET DEPARTMENT CHANGES</b>	<b>0.00</b>	<b>(90,005)</b>	<b>(90,000)</b>	<b>0</b>	<b>(180,005)</b>	
<b>DEPARTMENT CORE REQUEST</b>							
	EE	0.00	0	7,724	380,054	387,778	
	<b>Total</b>	<b>0.00</b>	<b>0</b>	<b>7,724</b>	<b>380,054</b>	<b>387,778</b>	
<b>GOVERNOR'S RECOMMENDED CORE</b>							
	EE	0.00	0	7,724	380,054	387,778	
	<b>Total</b>	<b>0.00</b>	<b>0</b>	<b>7,724</b>	<b>380,054</b>	<b>387,778</b>	

**CORE RECONCILIATION**

STATE  
PUBLIC SAFETY STATE OWNED

**5. CORE RECONCILIATION**

	Budget Class	FTE	GR	Federal	Other	Total	Explanation
<b>TAFP AFTER VETOES</b>							
	EE	0.00	264,875	0	227,249	492,124	
	<b>Total</b>	<b>0.00</b>	<b>264,875</b>	<b>0</b>	<b>227,249</b>	<b>492,124</b>	
<b>DEPARTMENT CORE ADJUSTMENTS</b>							
Core Reallocation	[#1715] EE	0.00	15,000	0	0	15,000	REALLOCATION TO ALIGN BUDGET WITH PLANNED EXPENDITURES
Core Reallocation	[#1736] EE	0.00	0	0	20,000	20,000	REALLOCATION TO ALIGN BUDGET WITH PLANNED EXPENDITURES
<b>NET DEPARTMENT CHANGES</b>		<b>0.00</b>	<b>15,000</b>	<b>0</b>	<b>20,000</b>	<b>35,000</b>	
<b>DEPARTMENT CORE REQUEST</b>							
	EE	0.00	279,875	0	247,249	527,124	
	<b>Total</b>	<b>0.00</b>	<b>279,875</b>	<b>0</b>	<b>247,249</b>	<b>527,124</b>	
<b>GOVERNOR'S RECOMMENDED CORE</b>							
	EE	0.00	279,875	0	247,249	527,124	
	<b>Total</b>	<b>0.00</b>	<b>279,875</b>	<b>0</b>	<b>247,249</b>	<b>527,124</b>	



**CORE DECISION ITEM**

<b>Department:</b> Revenue & Tax Commission	<b>Budget Unit:</b> 33850C & 33851C
<b>Division:</b>	
<b>Core:</b> HB13 Real Estate	<b>HB Section:</b> 13.005 & 13.010

**1. CORE FINANCIAL SUMMARY**

	FY 2023 Budget Request					FY 2023 Governor's Recommendation			
	GR	Federal	Other	Total		GR	Federal	Other	Total
PS	0	0	0	0	PS	0	0	0	0
EE	2,351,866	0	0	2,351,866	EE	2,351,866	0	0	2,351,866
PSD	0	0	0	0	PSD	0	0	0	0
TRF	0	0	0	0	TRF	0	0	0	0
<b>Total</b>	<b>2,351,866</b>	<b>0</b>	<b>0</b>	<b>2,351,866</b>	<b>Total</b>	<b>2,351,866</b>	<b>0</b>	<b>0</b>	<b>2,351,866</b>
FTE	0.00	0.00	0.00	0.00	FTE	0.00	0.00	0.00	0.00

<b>Est. Fringe</b>	0	0	0	0
--------------------	---	---	---	---

*Note: Fringes budgeted in House Bill 5 except for certain fringes budgeted directly to MoDOT, Highway Patrol, and Conservation.*

<b>Est. Fringe</b>	0	0	0	0
--------------------	---	---	---	---

*Note: Fringes budgeted in House Bill 5 except for certain fringes budgeted directly to MoDOT, Highway Patrol, and Conservation.*

Other Funds: N/A

Other Funds: N/A

**2. CORE DESCRIPTION**

The Division of Facilities Management, Design & Construction (FMDC) is responsible for the oversight and management of approximately eleven (11) lease contracts, totaling over twenty thousand (20,000) sq. ft. and approximately two hundred eighty-four thousand (284,000) sq. ft. of state-owned space on behalf of the Department of Revenue & Tax Commission.

	FY 2023 Budget Request					FY 2023 Governor's Recommendation			
	GR	Federal	Other	Total		GR	Federal	Other	Total
Leasing	\$457,140	\$0	\$0	\$457,140	Leasing	\$457,140	\$0	\$0	\$457,140
State-Owned	\$1,894,726	\$0	\$0	\$1,894,726	State-Owned	\$1,894,726	\$0	\$0	\$1,894,726
<b>Total</b>	<b>\$2,351,866</b>	<b>\$0</b>	<b>\$0</b>	<b>\$2,351,866</b>	<b>Total</b>	<b>\$2,351,866</b>	<b>\$0</b>	<b>\$0</b>	<b>\$2,351,866</b>

**3. PROGRAM LISTING (list programs included in this core funding)**

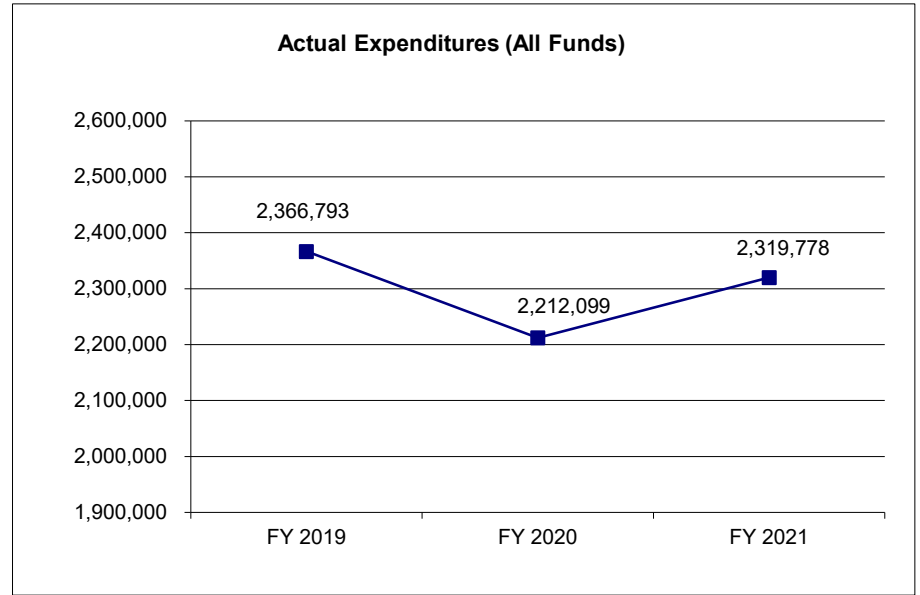
N/A

**CORE DECISION ITEM**

<b>Department:</b> Revenue & Tax Commission	<b>Budget Unit:</b> 33850C & 33851C
<b>Division:</b>	
<b>Core:</b> HB13 Real Estate	<b>HB Section:</b> 13.005 & 13.010

**4. FINANCIAL HISTORY**

	FY 2019 Actual	FY 2020 Actual	FY 2021 Actual	FY 2022 Current Yr.
Appropriation (All Funds)	2,449,064	2,339,507	2,348,066	2,351,866
Less Reverted (All Funds)	(73,472)	(70,185)	(70,442)	(70,556)
Less Restricted (All Funds)*	0	0	0	0
Budget Authority (All Funds)	2,375,592	2,269,322	2,277,624	2,281,310
Actual Expenditures (All Funds)	2,366,793	2,212,099	2,319,778	N/A
Unexpended (All Funds)	8,799	57,223	(42,154)	0
Unexpended, by Fund:				
General Revenue	8,799	57,223	(42,154)	N/A
Federal	0	0	0	N/A
Other	0	0	0	N/A



\*Restricted amount is as of \_\_\_\_\_.

Reverted includes the statutory three-percent reserve amount (when applicable).

Restricted includes any Governor's Expenditure Restrictions which remained at the end of the fiscal year (when applicable).

**NOTES:**

Expenditures by HB Section:		FY 2019 Actual	FY 2020 Actual	FY 2021 Actual
13.005	Leasing	453,749	381,986	386,403
13.010	State-Owned	1,913,044	1,830,113	1,933,375
13.015	Institutional	0	0	0
	<b>Total</b>	<b>2,366,793</b>	<b>2,212,099</b>	<b>2,319,778</b>

**CORE RECONCILIATION**

---

STATE  
REVENUE LEASING

**5. CORE RECONCILIATION**

---

	Budget Class	FTE	GR	Federal	Other	Total	Explanation
<b>TAFP AFTER VETOES</b>							
	EE	0.00	457,140	0	0	457,140	
	<b>Total</b>	<b>0.00</b>	<b>457,140</b>	<b>0</b>	<b>0</b>	<b>457,140</b>	
<b>DEPARTMENT CORE REQUEST</b>							
	EE	0.00	457,140	0	0	457,140	
	<b>Total</b>	<b>0.00</b>	<b>457,140</b>	<b>0</b>	<b>0</b>	<b>457,140</b>	
<b>GOVERNOR'S RECOMMENDED CORE</b>							
	EE	0.00	457,140	0	0	457,140	
	<b>Total</b>	<b>0.00</b>	<b>457,140</b>	<b>0</b>	<b>0</b>	<b>457,140</b>	

**CORE RECONCILIATION**

STATE  
REVENUE STATE OWNED

**5. CORE RECONCILIATION**

	Budget Class	FTE	GR	Federal	Other	Total	Explanation
<b>TAFP AFTER VETOES</b>							
	EE	0.00	1,894,726	0	0	1,894,726	
	<b>Total</b>	<b>0.00</b>	<b>1,894,726</b>	<b>0</b>	<b>0</b>	<b>1,894,726</b>	
<b>DEPARTMENT CORE ADJUSTMENTS</b>							
Core Reallocation	[#1716] EE	0.00	100,000	0	0	100,000	REALLOCATION TO ALIGN BUDGET WITH PLANNED EXPENDITURES
<b>NET DEPARTMENT CHANGES</b>		<b>0.00</b>	<b>100,000</b>	<b>0</b>	<b>0</b>	<b>100,000</b>	
<b>DEPARTMENT CORE REQUEST</b>							
	EE	0.00	1,994,726	0	0	1,994,726	
	<b>Total</b>	<b>0.00</b>	<b>1,994,726</b>	<b>0</b>	<b>0</b>	<b>1,994,726</b>	
<b>GOVERNOR'S RECOMMENDED CORE</b>							
	EE	0.00	1,994,726	0	0	1,994,726	
	<b>Total</b>	<b>0.00</b>	<b>1,994,726</b>	<b>0</b>	<b>0</b>	<b>1,994,726</b>	

**CORE DECISION ITEM**

<b>Department:</b> Secretary of State	<b>Budget Unit:</b> 34445C & 34446C
<b>Division:</b>	
<b>Core:</b> HB13 Real Estate	<b>HB Section:</b> 13.005 & 13.010

**1. CORE FINANCIAL SUMMARY**

	FY 2023 Budget Request					FY 2023 Governor's Recommendation			
	GR	Federal	Other	Total		GR	Federal	Other	Total
<b>PS</b>	0	0	0	0	<b>PS</b>	0	0	0	0
<b>EE</b>	1,599,535	0	41,284	1,640,819	<b>EE</b>	1,599,535	0	41,284	1,640,819
<b>PSD</b>	0	0	0	0	<b>PSD</b>	0	0	0	0
<b>TRF</b>	0	0	0	0	<b>TRF</b>	0	0	0	0
<b>Total</b>	<b>1,599,535</b>	<b>0</b>	<b>41,284</b>	<b>1,640,819</b>	<b>Total</b>	<b>1,599,535</b>	<b>0</b>	<b>41,284</b>	<b>1,640,819</b>
<b>FTE</b>	<b>0.00</b>	<b>0.00</b>	<b>0.00</b>	<b>0.00</b>	<b>FTE</b>	<b>0.00</b>	<b>0.00</b>	<b>0.00</b>	<b>0.00</b>
<b>Est. Fringe</b>	0	0	0	0	<b>Est. Fringe</b>	0	0	0	0
<i>Note: Fringes budgeted in House Bill 5 except for certain fringes budgeted directly to MoDOT, Highway Patrol, and Conservation.</i>					<i>Note: Fringes budgeted in House Bill 5 except for certain fringes budgeted directly to MoDOT, Highway Patrol, and Conservation.</i>				
Other Funds: See Fund Summary.					Other Funds: See Fund Summary.				

**2. CORE DESCRIPTION**

The Division of Facilities Management, Design & Construction (FMDC) is responsible for the oversight and management of approximately six (6) parking/storage lease contracts, totaling approximately ninety-nine thousand (99,000) sq. ft. and approximately one hundred seventy-three thousand (173,000) sq. ft. of state-owned space on behalf of the Office of Secretary of State.

	FY 2023 Budget Request					FY 2023 Governor's Recommendation			
	GR	Federal	Other	Total		GR	Federal	Other	Total
Leasing	\$607,622	\$0	\$2,103	\$609,725	Leasing	\$607,622	\$0	\$2,103	\$609,725
State-Owned	\$991,913	\$0	\$39,181	\$1,031,094	State-Owned	\$991,913	\$0	\$39,181	\$1,031,094
<b>Total</b>	<b>\$1,599,535</b>	<b>\$0</b>	<b>\$41,284</b>	<b>\$1,640,819</b>	<b>Total</b>	<b>\$1,599,535</b>	<b>\$0</b>	<b>\$41,284</b>	<b>\$1,640,819</b>

**3. PROGRAM LISTING (list programs included in this core funding)**

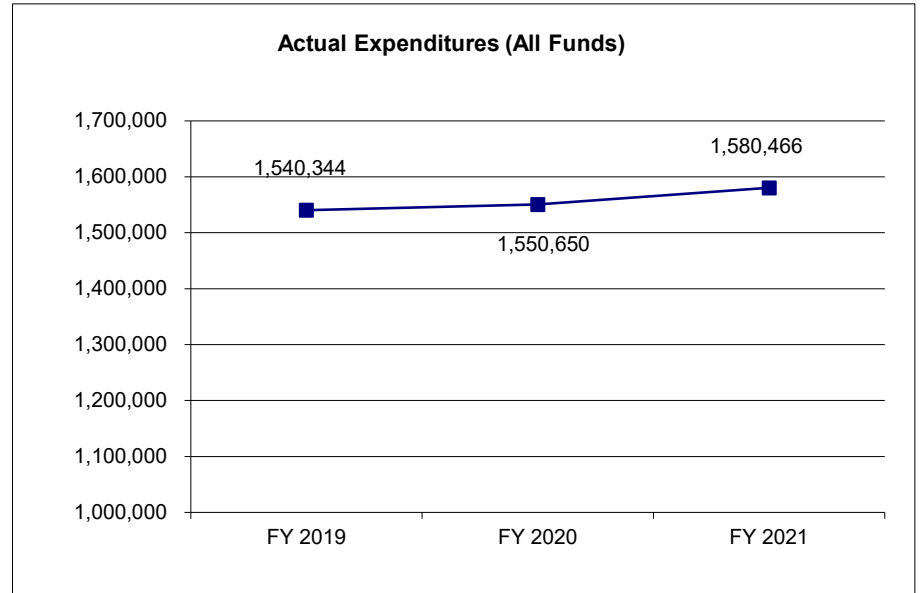
N/A

**CORE DECISION ITEM**

<b>Department:</b> Secretary of State	<b>Budget Unit:</b> 34445C & 34446C
<b>Division:</b>	
<b>Core:</b> HB13 Real Estate	<b>HB Section:</b> 13.005 & 13.010

**4. FINANCIAL HISTORY**

	<u>FY 2019 Actual</u>	<u>FY 2020 Actual</u>	<u>FY 2021 Actual</u>	<u>FY 2022 Current Yr.</u>
Appropriation (All Funds)	1,734,006	1,714,572	1,639,140	1,640,819
Less Reverted (All Funds)	(50,836)	(50,227)	(47,910)	(47,986)
Less Restricted (All Funds)*	0	0	0	0
Budget Authority (All Funds)	1,683,170	1,664,345	1,591,230	1,592,833
Actual Expenditures (All Funds)	<u>1,540,344</u>	<u>1,550,650</u>	<u>1,580,466</u>	N/A
Unexpended (All Funds)	<u>142,826</u>	<u>113,695</u>	<u>10,764</u>	0
Unexpended, by Fund:				
General Revenue	142,462	113,600	9,985	N/A
Federal	0	0	0	N/A
Other	364	95	779	N/A



\*Restricted amount is as of \_\_\_\_\_.

Reverted includes the statutory three-percent reserve amount (when applicable).

Restricted includes any Governor's Expenditure Restrictions which remained at the end of the fiscal year (when applicable).

**NOTES:**

<b>Expenditures by HB Section:</b>		<u>FY 2019 Actual</u>	<u>FY 2020 Actual</u>	<u>FY 2021 Actual</u>
13.005	Leasing	581,270	598,070	586,287
13.010	State-Owned	959,074	952,580	994,179
13.015	Institutional	0	0	0
	Total	<u>1,540,344</u>	<u>1,550,650</u>	<u>1,580,466</u>

**CORE RECONCILIATION**

---

STATE  
SECRETARY OF STATE LEASING

**5. CORE RECONCILIATION**

---

	Budget Class	FTE	GR	Federal	Other	Total	Explanation
<b>TAFP AFTER VETOES</b>							
	EE	0.00	607,622	0	2,103	609,725	
	<b>Total</b>	<b>0.00</b>	<b>607,622</b>	<b>0</b>	<b>2,103</b>	<b>609,725</b>	
<b>DEPARTMENT CORE REQUEST</b>							
	EE	0.00	607,622	0	2,103	609,725	
	<b>Total</b>	<b>0.00</b>	<b>607,622</b>	<b>0</b>	<b>2,103</b>	<b>609,725</b>	
<b>GOVERNOR'S RECOMMENDED CORE</b>							
	EE	0.00	607,622	0	2,103	609,725	
	<b>Total</b>	<b>0.00</b>	<b>607,622</b>	<b>0</b>	<b>2,103</b>	<b>609,725</b>	

**CORE RECONCILIATION**

STATE  
SEC OF STATE STATE OWNED

**5. CORE RECONCILIATION**

	Budget Class	FTE	GR	Federal	Other	Total	Explanation
<b>TAFP AFTER VETOES</b>							
	EE	0.00	991,913	0	39,181	1,031,094	
	<b>Total</b>	<b>0.00</b>	<b>991,913</b>	<b>0</b>	<b>39,181</b>	<b>1,031,094</b>	
<b>DEPARTMENT CORE ADJUSTMENTS</b>							
Core Reallocation	[#1717] EE	0.00	175,000	0	0	175,000	REALLOCATION TO ALIGN BUDGET WITH PLANNED EXPENDITURES
Core Reallocation	[#1737] EE	0.00	0	0	1,500	1,500	REALLOCATION TO ALIGN BUDGET WITH PLANNED EXPENDITURES
Core Reallocation	[#1738] EE	0.00	0	0	1,000	1,000	REALLOCATION TO ALIGN BUDGET WITH PLANNED EXPENDITURES
Core Reallocation	[#1739] EE	0.00	0	0	3,300	3,300	REALLOCATION TO ALIGN BUDGET WITH PLANNED EXPENDITURES
<b>NET DEPARTMENT CHANGES</b>		<b>0.00</b>	<b>175,000</b>	<b>0</b>	<b>5,800</b>	<b>180,800</b>	
<b>DEPARTMENT CORE REQUEST</b>							
	EE	0.00	1,166,913	0	44,981	1,211,894	
	<b>Total</b>	<b>0.00</b>	<b>1,166,913</b>	<b>0</b>	<b>44,981</b>	<b>1,211,894</b>	
<b>GOVERNOR'S RECOMMENDED CORE</b>							
	EE	0.00	1,166,913	0	44,981	1,211,894	
	<b>Total</b>	<b>0.00</b>	<b>1,166,913</b>	<b>0</b>	<b>44,981</b>	<b>1,211,894</b>	



**CORE DECISION ITEM**

<b>Department:</b> Social Services	<b>Budget Unit:</b> 34393C, 34397C & 34398C
<b>Division:</b>	
<b>Core:</b> HB13 Real Estate	<b>HB Section:</b> 13.005, 13.010 & 13.015

**1. CORE FINANCIAL SUMMARY**

	FY 2023 Budget Request					FY 2023 Governor's Recommendation			
	GR	Federal	Other	Total		GR	Federal	Other	Total
PS	0	0	0	0	PS	0	0	0	0
EE	18,711,332	7,267,799	22,469	26,001,600	EE	18,711,332	7,267,799	22,469	26,001,600
PSD	0	0	0	0	PSD	0	0	0	0
TRF	0	0	0	0	TRF	0	0	0	0
<b>Total</b>	<b>18,711,332</b>	<b>7,267,799</b>	<b>22,469</b>	<b>26,001,600</b>	<b>Total</b>	<b>18,711,332</b>	<b>7,267,799</b>	<b>22,469</b>	<b>26,001,600</b>
FTE	0.00	0.00	0.00	0.00	FTE	0.00	0.00	0.00	0.00

<b>Est. Fringe</b>	0	0	0	0
--------------------	---	---	---	---

*Note: Fringes budgeted in House Bill 5 except for certain fringes budgeted directly to MoDOT, Highway Patrol, and Conservation.*

<b>Est. Fringe</b>	0	0	0	0
--------------------	---	---	---	---

*Note: Fringes budgeted in House Bill 5 except for certain fringes budgeted directly to MoDOT, Highway Patrol, and Conservation.*

Other Funds: See Fund Summary.

Other Funds: See Fund Summary.

**2. CORE DESCRIPTION**

The Division of Facilities Management, Design & Construction (FMDC) is responsible for the oversight and management of approximately one hundred fifty-seven (157) lease contracts, totaling approximately one million one hundred thousand (1.1M) sq. ft., approximately seven hundred forty-eight thousand (748,000) sq. ft. of state-owned space and approximately five hundred thirty-six thousand (536,000) sq. ft. of institutional space on behalf of the Department of Social Services.

	FY 2023 Budget Request					FY 2023 Governor's Recommendation			
	GR	Federal	Other	Total		GR	Federal	Other	Total
Leasing	\$9,821,273	\$5,495,138	\$0	\$15,316,411	Leasing	\$9,821,273	\$5,495,138	\$0	\$15,316,411
State-Owned	\$5,366,352	\$924,116	\$22,469	\$6,312,937	State-Owned	\$5,366,352	\$924,116	\$22,469	\$6,312,937
Institutional	\$3,523,707	\$848,545	\$0	\$4,372,252	Institutional	\$3,523,707	\$848,545	\$0	\$4,372,252
<b>Total</b>	<b>\$18,711,332</b>	<b>\$7,267,799</b>	<b>\$22,469</b>	<b>\$26,001,600</b>	<b>Total</b>	<b>\$18,711,332</b>	<b>\$7,267,799</b>	<b>\$22,469</b>	<b>\$26,001,600</b>

**3. PROGRAM LISTING (list programs included in this core funding)**

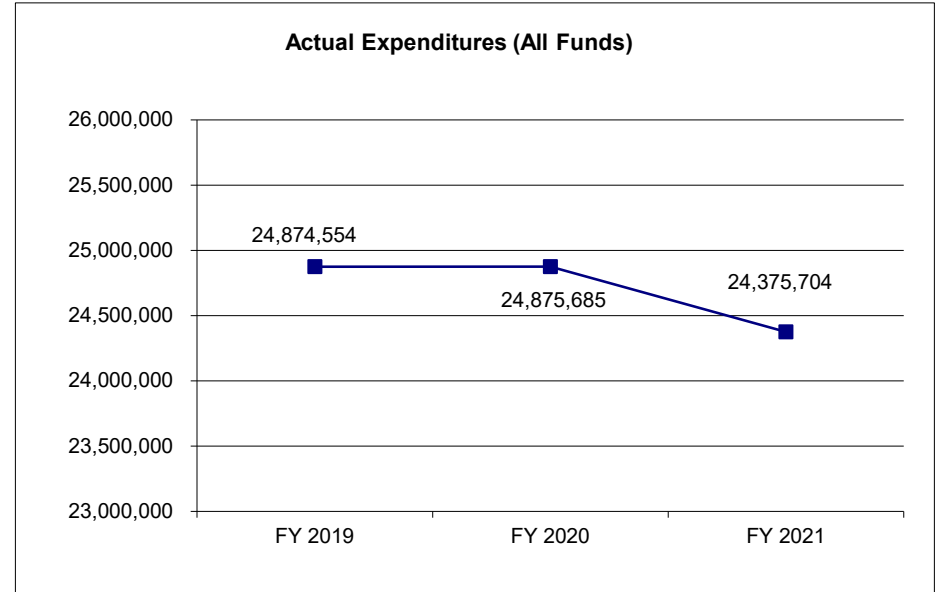
N/A

**CORE DECISION ITEM**

<b>Department:</b> Social Services	<b>Budget Unit:</b> 34393C, 34397C & 34398C
<b>Division:</b>	
<b>Core:</b> HB13 Real Estate	<b>HB Section:</b> 13.005, 13.010 & 13.015

**4. FINANCIAL HISTORY**

	FY 2019 Actual	FY 2020 Actual	FY 2021 Actual	FY 2022 Current Yr.
Appropriation (All Funds)	25,837,361	25,811,355	25,664,904	26,001,600
Less Reverted (All Funds)	(558,276)	(559,256)	(554,402)	(561,856)
Less Restricted (All Funds)*	0	0	0	0
Budget Authority (All Funds)	25,279,085	25,252,099	25,110,502	25,439,744
Actual Expenditures (All Funds)	24,874,554	24,875,685	24,375,704	N/A
Unexpended (All Funds)	404,531	376,414	734,798	0
Unexpended, by Fund:				
General Revenue	127,536	157,325	269,969	N/A
Federal	270,556	218,995	465,020	N/A
Other	6,439	94	(191)	N/A



\*Restricted amount is as of \_\_\_\_\_.

Reverted includes the statutory three-percent reserve amount (when applicable).

Restricted includes any Governor's Expenditure Restrictions which remained at the end of the fiscal year (when applicable).

**NOTES:**

Expenditures by HB Section:		FY 2019 Actual	FY 2020 Actual	FY 2021 Actual
13.005	Leasing	14,430,891	14,393,892	13,774,716
13.010	State-Owned	6,370,235	6,333,572	6,358,670
13.015	Institutional	4,073,428	4,148,221	4,242,318
	<b>Total</b>	24,874,554	24,875,685	24,375,704

**CORE RECONCILIATION**

STATE  
SOCIAL SERVICES LEASING

**5. CORE RECONCILIATION**

	Budget Class	FTE	GR	Federal	Other	Total	Explanation
<b>TAFP AFTER VETOES</b>							
	EE	0.00	9,821,273	5,495,138	0	15,316,411	
	<b>Total</b>	<b>0.00</b>	<b>9,821,273</b>	<b>5,495,138</b>	<b>0</b>	<b>15,316,411</b>	
<b>DEPARTMENT CORE ADJUSTMENTS</b>							
Core Reallocation	[#1672] EE	0.00	0	(165,000)	0	(165,000)	REALLOCATION TO ALIGN BUDGET WITH PLANNED EXPENDITURES
Core Reallocation	[#1684] EE	0.00	(500,000)	0	0	(500,000)	REALLOCATION TO ALIGN BUDGET WITH PLANNED EXPENDITURES
<b>NET DEPARTMENT CHANGES</b>		<b>0.00</b>	<b>(500,000)</b>	<b>(165,000)</b>	<b>0</b>	<b>(665,000)</b>	
<b>DEPARTMENT CORE REQUEST</b>							
	EE	0.00	9,321,273	5,330,138	0	14,651,411	
	<b>Total</b>	<b>0.00</b>	<b>9,321,273</b>	<b>5,330,138</b>	<b>0</b>	<b>14,651,411</b>	
<b>GOVERNOR'S RECOMMENDED CORE</b>							
	EE	0.00	9,321,273	5,330,138	0	14,651,411	
	<b>Total</b>	<b>0.00</b>	<b>9,321,273</b>	<b>5,330,138</b>	<b>0</b>	<b>14,651,411</b>	

**CORE RECONCILIATION**

---

STATE  
SOCIAL SRVS STATE OWNED

**5. CORE RECONCILIATION**

---

	Budget Class	FTE	GR	Federal	Other	Total	Explanation
<b>TAFP AFTER VETOES</b>							
	EE	0.00	5,366,352	924,116	22,469	6,312,937	
	<b>Total</b>	<b>0.00</b>	<b>5,366,352</b>	<b>924,116</b>	<b>22,469</b>	<b>6,312,937</b>	
<b>DEPARTMENT CORE REQUEST</b>							
	EE	0.00	5,366,352	924,116	22,469	6,312,937	
	<b>Total</b>	<b>0.00</b>	<b>5,366,352</b>	<b>924,116</b>	<b>22,469</b>	<b>6,312,937</b>	
<b>GOVERNOR'S RECOMMENDED CORE</b>							
	EE	0.00	5,366,352	924,116	22,469	6,312,937	
	<b>Total</b>	<b>0.00</b>	<b>5,366,352</b>	<b>924,116</b>	<b>22,469</b>	<b>6,312,937</b>	

**CORE RECONCILIATION**

---

STATE  
SOCIAL SRVS INSTITUTIONAL

**5. CORE RECONCILIATION**

---

	Budget Class	FTE	GR	Federal	Other	Total	Explanation
<b>TAFP AFTER VETOES</b>							
	EE	0.00	3,523,707	848,545	0	4,372,252	
	<b>Total</b>	<b>0.00</b>	<b>3,523,707</b>	<b>848,545</b>	<b>0</b>	<b>4,372,252</b>	
<b>DEPARTMENT CORE REQUEST</b>							
	EE	0.00	3,523,707	848,545	0	4,372,252	
	<b>Total</b>	<b>0.00</b>	<b>3,523,707</b>	<b>848,545</b>	<b>0</b>	<b>4,372,252</b>	
<b>GOVERNOR'S RECOMMENDED CORE</b>							
	EE	0.00	3,523,707	848,545	0	4,372,252	
	<b>Total</b>	<b>0.00</b>	<b>3,523,707</b>	<b>848,545</b>	<b>0</b>	<b>4,372,252</b>	

**CORE DECISION ITEM**

<b>Department:</b> Treasurer	<b>Budget Unit:</b> 34453C
<b>Division:</b>	
<b>Core:</b> HB13 Real Estate	<b>HB Section:</b> 13.010

**1. CORE FINANCIAL SUMMARY**

	FY 2023 Budget Request			
	GR	Federal	Other	Total
PS	0	0	0	0
EE	0	0	185,171	185,171
PSD	0	0	0	0
TRF	0	0	0	0
<b>Total</b>	<b>0</b>	<b>0</b>	<b>185,171</b>	<b>185,171</b>
<b>FTE</b>	<b>0.00</b>	<b>0.00</b>	<b>0.00</b>	<b>0.00</b>

	FY 2023 Governor's Recommendation			
	GR	Federal	Other	Total
PS	0	0	0	0
EE	0	0	185,171	185,171
PSD	0	0	0	0
TRF	0	0	0	0
<b>Total</b>	<b>0</b>	<b>0</b>	<b>185,171</b>	<b>185,171</b>
<b>FTE</b>	<b>0.00</b>	<b>0.00</b>	<b>0.00</b>	<b>0.00</b>

<b>Est. Fringe</b>	0	0	0	0
--------------------	---	---	---	---

*Note: Fringes budgeted in House Bill 5 except for certain fringes budgeted directly to MoDOT, Highway Patrol, and Conservation.*

<b>Est. Fringe</b>	0	0	0	0
--------------------	---	---	---	---

*Note: Fringes budgeted in House Bill 5 except for certain fringes budgeted directly to MoDOT, Highway Patrol, and Conservation.*

Other Funds: See Fund Summary.

Other Funds: See Fund Summary.

**2. CORE DESCRIPTION**

The Division of Facilities Management, Design & Construction (FMDC) is responsible for the oversight and management of approximately twenty-seven thousand (27,000) sq. ft. of state-owned office space on behalf of the Office of State Treasurer.

	FY 2023 Budget Request			
	GR	Federal	Other	Total
State-Owned	\$0	\$0	\$185,171	\$185,171
<b>Total</b>	<b>\$0</b>	<b>\$0</b>	<b>\$185,171</b>	<b>\$185,171</b>

	FY 2023 Governor's Recommendation			
	GR	Federal	Other	Total
State-Owned	\$0	\$0	\$185,171	\$185,171
<b>Total</b>	<b>\$0</b>	<b>\$0</b>	<b>\$185,171</b>	<b>\$185,171</b>

**3. PROGRAM LISTING (list programs included in this core funding)**

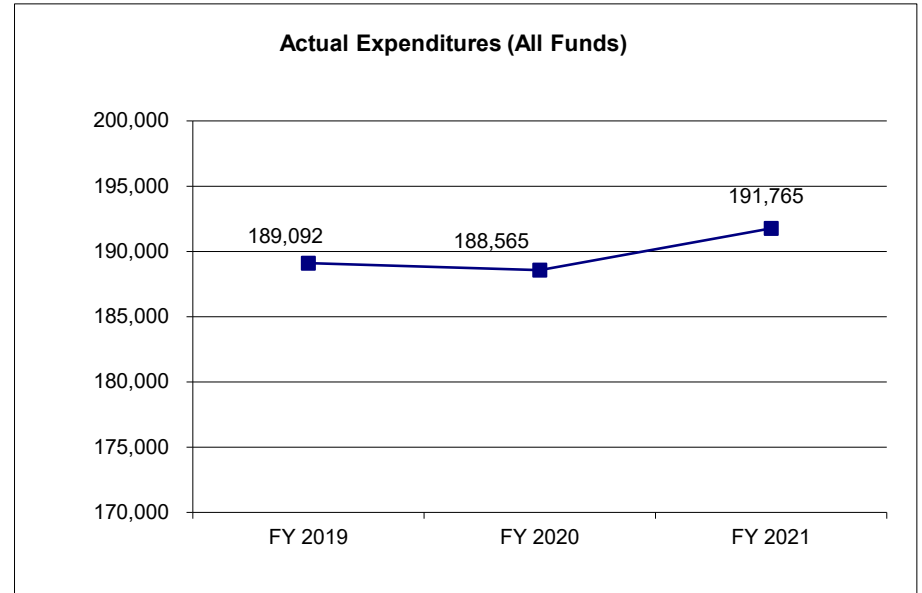
N/A

**CORE DECISION ITEM**

<b>Department:</b> Treasurer	<b>Budget Unit:</b> 34453C
<b>Division:</b>	
<b>Core:</b> HB13 Real Estate	<b>HB Section:</b> 13.010

**4. FINANCIAL HISTORY**

	FY 2019 Actual	FY 2020 Actual	FY 2021 Actual	FY 2022 Current Yr.
Appropriation (All Funds)	188,526	188,565	186,036	185,171
Less Reverted (All Funds)	0	0	0	0
Less Restricted (All Funds)*	0	0	0	0
Budget Authority (All Funds)	188,526	188,565	186,036	185,171
Actual Expenditures (All Funds)	189,092	188,565	191,765	N/A
Unexpended (All Funds)	(566)	0	(5,729)	0
Unexpended, by Fund:				
General Revenue	0	0	0	N/A
Federal	0	0	0	N/A
Other	(566)	0	(5,729)	N/A



\*Restricted amount is as of \_\_\_\_\_.

Reverted includes the statutory three-percent reserve amount (when applicable).

Restricted includes any Governor's Expenditure Restrictions which remained at the end of the fiscal year (when applicable).

**NOTES:**

Expenditures by HB Section:		FY 2019 Actual	FY 2020 Actual	FY 2021 Actual
13.005	Leasing	0	0	0
13.010	State-Owned	189,092	188,565	191,765
13.015	Institutional	0	0	0
	Total	189,092	188,565	191,765

**CORE RECONCILIATION**

STATE  
TREASURER STATE OWNED

**5. CORE RECONCILIATION**

	Budget Class	FTE	GR	Federal	Other	Total	Explanation
<b>TAFP AFTER VETOES</b>							
	EE	0.00	0	0	185,171	185,171	
	<b>Total</b>	<b>0.00</b>	<b>0</b>	<b>0</b>	<b>185,171</b>	<b>185,171</b>	
<b>DEPARTMENT CORE ADJUSTMENTS</b>							
Core Reallocation	[#1740] EE	0.00	0	0	9,000	9,000	REALLOCATION TO ALIGN BUDGET WITH PLANNED EXPENDITURES
<b>NET DEPARTMENT CHANGES</b>		<b>0.00</b>	<b>0</b>	<b>0</b>	<b>9,000</b>	<b>9,000</b>	
<b>DEPARTMENT CORE REQUEST</b>							
	EE	0.00	0	0	194,171	194,171	
	<b>Total</b>	<b>0.00</b>	<b>0</b>	<b>0</b>	<b>194,171</b>	<b>194,171</b>	
<b>GOVERNOR'S RECOMMENDED CORE</b>							
	EE	0.00	0	0	194,171	194,171	
	<b>Total</b>	<b>0.00</b>	<b>0</b>	<b>0</b>	<b>194,171</b>	<b>194,171</b>	



**CORE DECISION ITEM**

<b>Department:</b> Office of Administration	<b>Budget Unit:</b> 34235C
<b>Division:</b> FMDC	
<b>Core:</b> Legal Expense Fund Transfer	<b>HB Section:</b> 13.021

**1. CORE FINANCIAL SUMMARY**

	FY 2023 Budget Request			
	GR	Federal	Other	Total
<b>PS</b>	1	0	0	1
<b>EE</b>	0	0	0	0
<b>PSD</b>	0	0	0	0
<b>TRF</b>	0	0	0	0
<b>Total</b>	<b>1</b>	<b>0</b>	<b>0</b>	<b>1</b>
<b>FTE</b>	<b>0.00</b>	<b>0.00</b>	<b>0.00</b>	<b>0.00</b>

	FY 2023 Governor's Recommendation			
	GR	Federal	Other	Total
<b>PS</b>	1	0	0	1
<b>EE</b>	0	0	0	0
<b>PSD</b>	0	0	0	0
<b>TRF</b>	0	0	0	0
<b>Total</b>	<b>1</b>	<b>0</b>	<b>0</b>	<b>1</b>
<b>FTE</b>	<b>0.00</b>	<b>0.00</b>	<b>0.00</b>	<b>0.00</b>

<b>Est. Fringe</b>	0	0	0	0
--------------------	---	---	---	---

*Note: Fringes budgeted in House Bill 5 except for certain fringes budgeted directly to MoDOT, Highway Patrol, and Conservation.*

<b>Est. Fringe</b>	0	0	0	0
--------------------	---	---	---	---

*Note: Fringes budgeted in House Bill 5 except for certain fringes budgeted directly to MoDOT, Highway Patrol, and Conservation.*

Other Funds: N/A

Other Funds: N/A

**2. CORE DESCRIPTION**

In FY 2018, the General Assembly appropriated \$1 for transfer from the Department's core budget to the State Legal Expense Fund for the payment of claims, premiums, and expenses provided by Section 105.711 through Section 105.726, RSMo. In order to fund such expenses, the General Assembly also authorized three percent flexibility from the other HB sections within HB13 to the \$1 transfer appropriation.

**3. PROGRAM LISTING (list programs included in this core funding)**

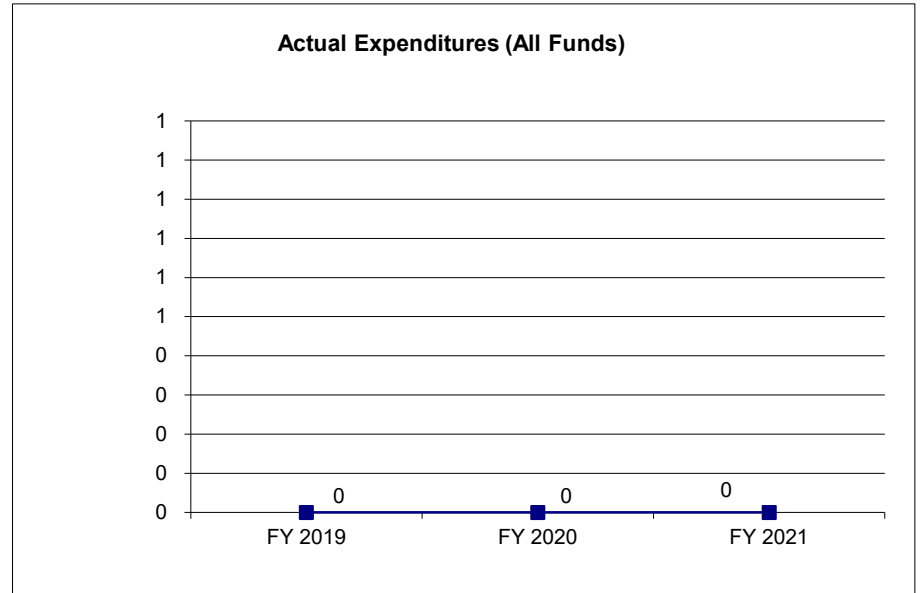
N/A

**CORE DECISION ITEM**

<b>Department:</b> Office of Administration	<b>Budget Unit:</b> 34235C
<b>Division:</b> FMDC	
<b>Core:</b> Legal Expense Fund Transfer	<b>HB Section:</b> 13.021

**4. FINANCIAL HISTORY**

	FY 2019 Actual	FY 2020 Actual	FY 2021 Actual	FY 2022 Current Yr.
Appropriation (All Funds)	1	1	1	1
Less Reverted (All Funds)	0	0	0	0
Less Restricted (All Funds)*	0	0	0	0
Budget Authority (All Funds)	1	1	1	1
Actual Expenditures (All Funds)	0	0	0	N/A
Unexpended (All Funds)	1	1	1	0
Unexpended, by Fund:				
General Revenue	1	1	1	N/A
Federal	0	0	0	N/A
Other	0	0	0	N/A



\*Restricted amount is as of \_\_\_\_\_.

Reverted includes the statutory three-percent reserve amount (when applicable).

Restricted includes any Governor's Expenditure Restrictions which remained at the end of the fiscal year (when applicable).

**NOTES:**

**CORE RECONCILIATION**

---

STATE  
LEASING LEGAL EXPENSE FUND TRF

---

**5. CORE RECONCILIATION**

---

	<b>Budget Class</b>	<b>FTE</b>	<b>GR</b>	<b>Federal</b>	<b>Other</b>	<b>Total</b>	<b>Explanation</b>
<b>TAFP AFTER VETOES</b>							
	TRF	0.00	1	0	0	1	
	<b>Total</b>	<b>0.00</b>	<b>1</b>	<b>0</b>	<b>0</b>	<b>1</b>	
<b>DEPARTMENT CORE REQUEST</b>							
	TRF	0.00	1	0	0	1	
	<b>Total</b>	<b>0.00</b>	<b>1</b>	<b>0</b>	<b>0</b>	<b>1</b>	
<b>GOVERNOR'S RECOMMENDED CORE</b>							
	TRF	0.00	1	0	0	1	
	<b>Total</b>	<b>0.00</b>	<b>1</b>	<b>0</b>	<b>0</b>	<b>1</b>	



**NEW DECISION ITEM**  
**RANK:** \_\_\_\_\_ **OF** \_\_\_\_\_

<b>Department:</b> Health and Senior Services	<b>Budget Unit</b> 34363C
<b>Division:</b>	
<b>DI Name:</b> PPE Warehouse Space <span style="float: right;"><b>DI#</b> 6314001</span>	<b>HB Section</b> 13.005

**1. AMOUNT OF REQUEST**

	FY 2023 Budget Request					FY 2023 Governor's Recommendation			
	GR	Federal	Other	Total		GR	Federal	Other	Total
<b>PS</b>	0	0	0	0	<b>PS</b>	0	0	0	0
<b>EE</b>	0	1,455,600	0	1,455,600	<b>EE</b>	0	1,455,600	0	1,455,600
<b>PSD</b>	0	0	0	0	<b>PSD</b>	0	0	0	0
<b>TRF</b>	0	0	0	0	<b>TRF</b>	0	0	0	0
<b>Total</b>	<b>0</b>	<b>1,455,600</b>	<b>0</b>	<b>1,455,600</b>	<b>Total</b>	<b>0</b>	<b>1,455,600</b>	<b>0</b>	<b>1,455,600</b>
<b>FTE</b>	<b>0.00</b>	<b>0.00</b>	<b>0.00</b>	<b>0.00</b>	<b>FTE</b>	<b>0.00</b>	<b>0.00</b>	<b>0.00</b>	<b>0.00</b>

<b>Est. Fringe</b>	0	0	0	0
--------------------	---	---	---	---

*Note: Fringes budgeted in House Bill 5 except for certain fringes budgeted directly to MoDOT, Highway Patrol, and Conservation.*

<b>Est. Fringe</b>	0	0	0	0
--------------------	---	---	---	---

*Note: Fringes budgeted in House Bill 5 except for certain fringes budgeted directly to MoDOT, Highway Patrol, and Conservation.*

Other Funds: \_\_\_\_\_ Other Funds: \_\_\_\_\_

**2. THIS REQUEST CAN BE CATEGORIZED AS:**

<input type="checkbox"/> New Legislation	<input type="checkbox"/> New Program	<input checked="" type="checkbox"/> Fund Switch
<input type="checkbox"/> Federal Mandate	<input type="checkbox"/> Program Expansion	<input type="checkbox"/> Cost to Continue
<input type="checkbox"/> GR Pick-Up	<input type="checkbox"/> Space Request	<input type="checkbox"/> Equipment Replacement
<input type="checkbox"/> Pay Plan	<input type="checkbox"/> Other: _____	

**3. WHY IS THIS FUNDING NEEDED? PROVIDE AN EXPLANATION FOR ITEMS CHECKED IN #2. INCLUDE THE FEDERAL OR STATE STATUTORY OR CONSTITUTIONAL AUTHORIZATION FOR THIS PROGRAM.**

DHSS is requesting a fund switch to pay for the leased warehouse space at 312 Wilson Drive in Jefferson City, Missouri. This warehouse is needed in order to maintain space to store personal protective equipment. The personal protective equipment was purchased in response to COVID-19 and is being distributed to local public health, local fire and law enforcement agencies, and state agencies throughout Missouri.

The FY 2022 funding source was General Revenue and State Emergency Management Federal Stimulus Fund (2335). For FY 2023 the funding source would be the Corona Virus Relief Fund (2350).

**NEW DECISION ITEM**

RANK: \_\_\_\_\_ OF \_\_\_\_\_

<b>Department:</b> Health and Senior Services	<b>Budget Unit</b> 34363C
<b>Division:</b>	
<b>DI Name:</b> PPE Warehouse Space	<b>DI#</b> 6314001
	<b>HB Section</b> 13.005

**4. DESCRIBE THE DETAILED ASSUMPTIONS USED TO DERIVE THE SPECIFIC REQUESTED AMOUNT. (How did you determine that the requested number of FTE were appropriate? From what source or standard did you derive the requested levels of funding? Were alternatives such as outsourcing or automation considered? If based on new legislation, does request tie to TAFP fiscal note? If not, explain why. Detail which portions of the request are one-times and how those amounts were calculated.)**

The warehouse is located at 312 Wilson Drive in Jefferson City, Missouri. The total square footage is 160,000. The original estimated need was \$720,000 which covered the cost of rent and utilities. For FY 2023, the amount also includes the cost of insurance for the contents of the warehouse as well as the logistical costs associated with the movement of stock in and out of the warehouse.

The current lease can be extended through the end of fiscal year 2025.

**5. BREAK DOWN THE REQUEST BY BUDGET OBJECT CLASS, JOB CLASS, AND FUND SOURCE. IDENTIFY ONE-TIME COSTS.**

Budget Object Class/Job Class	Dept Req GR DOLLARS	Dept Req GR FTE	Dept Req FED DOLLARS	Dept Req FED FTE	Dept Req OTHER DOLLARS	Dept Req OTHER FTE	Dept Req TOTAL DOLLARS	Dept Req TOTAL FTE	Dept Req One-Time DOLLARS
<b>Total PS</b>	0	0.0	0	0.0	0	0.0	0	0.0	0
180 - Utilities			120,000				120,000		
680 - Building Lease Payments			600,000				600,000		
400 - Professional Services			735,600				735,600		
							0		
<b>Total EE</b>	0		1,455,600		0		1,455,600		0
Program Distributions							0		
<b>Total PSD</b>	0		0		0		0		0
Transfers									
<b>Total TRF</b>	0		0		0		0		0
<b>Grand Total</b>	0	0.0	1,455,600	0.0	0	0.0	1,455,600	0.0	0

**NEW DECISION ITEM**

RANK: \_\_\_\_\_ OF \_\_\_\_\_

<b>Department: Health and Senior Services</b>	<b>Budget Unit 34363C</b>
<b>Division:</b>	
<b>DI Name: PPE Warehouse Space</b>	<b>DI# 6314001</b>
	<b>HB Section 13.005</b>

Budget Object Class/Job Class	Gov Rec GR DOLLARS	Gov Rec GR FTE	Gov Rec FED DOLLARS	Gov Rec FED FTE	Gov Rec OTHER DOLLARS	Gov Rec OTHER FTE	Gov Rec TOTAL DOLLARS	Gov Rec TOTAL FTE	Gov Rec One-Time DOLLARS
<b>Total PS</b>	<b>0</b>	<b>0.0</b>	<b>0</b>	<b>0.0</b>	<b>0</b>	<b>0.0</b>	<b>0</b>	<b>0.0</b>	<b>0</b>
180 - Utilities			120,000				120,000		
680 - Building Lease Payments			600,000				600,000		
400 - Professional Services			735,600				735,600		
<b>Total EE</b>	<b>0</b>		<b>1,455,600</b>		<b>0</b>		<b>1,455,600</b>		<b>0</b>
Program Distributions							0		
<b>Total PSD</b>	<b>0</b>		<b>0</b>		<b>0</b>		<b>0</b>		<b>0</b>
Transfers									
<b>Total TRF</b>	<b>0</b>		<b>0</b>		<b>0</b>		<b>0</b>		<b>0</b>
<b>Grand Total</b>	<b>0</b>	<b>0.0</b>	<b>1,455,600</b>	<b>0.0</b>	<b>0</b>	<b>0.0</b>	<b>1,455,600</b>	<b>0.0</b>	<b>0</b>

**NEW DECISION ITEM**

**RANK:** \_\_\_\_\_ **OF** \_\_\_\_\_

<b>Department:</b> Health and Senior Services	<b>Budget Unit</b> 34363C
<b>Division:</b>	
<b>DI Name:</b> PPE Warehouse Space <b>DI#</b> 6314001	<b>HB Section</b> 13.005

**6. PERFORMANCE MEASURES (If new decision item has an associated core, separately identify projected performance with & without additional funding.)**

- 6a. Provide an activity measure(s) for the program.
- 6b. Provide a measure(s) of the program's quality.
- 6c. Provide a measure(s) of the program's impact.
- 6d. Provide a measure(s) of the program's efficiency.

**7. STRATEGIES TO ACHIEVE THE PERFORMANCE MEASUREMENT TARGETS:**

Empty box for strategies to achieve performance measurement targets.



**NEW DECISION ITEM**

RANK: \_\_\_\_\_ OF \_\_\_\_\_

<b>Department: Public Safety</b>	<b>Budget Unit 34221C</b>
<b>Division: State Emergency Management Agency (SEMA)</b>	
<b>DI Name: PPE Warehouse Space</b> <span style="float:right"><b>DI# 6314002</b></span>	<b>HB Section 13.005</b>

**1. AMOUNT OF REQUEST**

	FY 2023 Budget Request				FY 2023 Governor's Recommendation			
	GR	Federal	Other	Total	GR	Federal	Other	Total
PS	0	0	0	0	0	0	0	0
EE	188,000	0	0	188,000	188,000	0	0	188,000
PSD	0	0	0	0	0	0	0	0
TRF	0	0	0	0	0	0	0	0
<b>Total</b>	<b>188,000</b>	<b>0</b>	<b>0</b>	<b>188,000</b>	<b>188,000</b>	<b>0</b>	<b>0</b>	<b>188,000</b>
FTE	0.00	0.00	0.00	0.00	0.00	0.00	0.00	0.00

<b>Est. Fringe</b>	0	0	0	0
--------------------	---	---	---	---

*Note: Fringes budgeted in House Bill 5 except for certain fringes budgeted directly to MoDOT, Highway Patrol, and Conservation.*

<b>Est. Fringe</b>	0	0	0	0
--------------------	---	---	---	---

*Note: Fringes budgeted in House Bill 5 except for certain fringes budgeted directly to MoDOT, Highway Patrol, and Conservation.*

Other Funds:

Other Funds:

**2. THIS REQUEST CAN BE CATEGORIZED AS:**

<input type="checkbox"/> New Legislation	<input type="checkbox"/> New Program	<input checked="" type="checkbox"/> Fund Switch
<input type="checkbox"/> Federal Mandate	<input type="checkbox"/> Program Expansion	<input type="checkbox"/> Cost to Continue
<input type="checkbox"/> GR Pick-Up	<input type="checkbox"/> Space Request	<input type="checkbox"/> Equipment Replacement
<input type="checkbox"/> Pay Plan	<input type="checkbox"/> Other: _____	

**3. WHY IS THIS FUNDING NEEDED? PROVIDE AN EXPLANATION FOR ITEMS CHECKED IN #2. INCLUDE THE FEDERAL OR STATE STATUTORY OR CONSTITUTIONAL AUTHORIZATION FOR THIS PROGRAM.**

SEMA is requesting funding for the leased warehouse space at 307 Wilson Drive in Jefferson City, MO. This warehouse is needed in order to maintain space to store personal protective equipment. The personal protective equipment was purchased in response to COVID-19 and is being distributed to local public health, local fire and law enforcement, and state agencies throughout Missouri.

Funding for was FY 2022 was General Revenue (GR) and State Emergency Management Federal Stimulus Fund (SEMFS). For FY 2023, SEMFS fund will not be available. This NDI request is for all costs associated with the warehouse to be funded with GR.

**NEW DECISION ITEM**

RANK: \_\_\_\_\_ OF \_\_\_\_\_

<b>Department: Public Safety</b>	<b>Budget Unit 34221C</b>
<b>Division: State Emergency Management Agency (SEMA)</b>	
<b>DI Name: PPE Warehouse Space</b>	<b>DI# 6314002</b>
	<b>HB Section 13.005</b>

**4. DESCRIBE THE DETAILED ASSUMPTIONS USED TO DERIVE THE SPECIFIC REQUESTED AMOUNT. (How did you determine that the requested number of FTE were appropriate? From what source or standard did you derive the requested levels of funding? Were alternatives such as outsourcing or automation considered? If based on new legislation, does request tie to TAFP fiscal note? If not, explain why. Detail which portions of the request are one-times and how those amounts were calculated.)**

DPS is requesting GR to pay for the leased warehouse space located at 307 Wilson Drive in Jefferson City. The cost per square foot is \$4.50 and the building is 40,000 square feet. The lease amount is \$180,000. Utilities are estimated to be \$8,000 annually.

The current lease can be extended through the end of FY 2025.

**5. BREAK DOWN THE REQUEST BY BUDGET OBJECT CLASS, JOB CLASS, AND FUND SOURCE. IDENTIFY ONE-TIME COSTS.**

Budget Object Class/Job Class	Dept Req GR DOLLARS	Dept Req GR FTE	Dept Req FED DOLLARS	Dept Req FED FTE	Dept Req OTHER DOLLARS	Dept Req OTHER FTE	Dept Req TOTAL DOLLARS	Dept Req TOTAL FTE	Dept Req One-Time DOLLARS
							0		
							0	0.0	
<b>Total PS</b>	<b>0</b>	<b>0.0</b>	<b>0</b>	<b>0.0</b>	<b>0</b>	<b>0.0</b>	<b>0</b>	<b>0.0</b>	<b>0</b>
180 - Utilities	8,000						8,000		
680 - Building Lease Payments	180,000						180,000		
							0		
							0		
<b>Total EE</b>	<b>188,000</b>		<b>0</b>		<b>0</b>		<b>188,000</b>		<b>0</b>
Program Distributions							0		
<b>Total PSD</b>	<b>0</b>		<b>0</b>		<b>0</b>		<b>0</b>		<b>0</b>
Transfers									
<b>Total TRF</b>	<b>0</b>		<b>0</b>		<b>0</b>		<b>0</b>		<b>0</b>
<b>Grand Total</b>	<b>188,000</b>	<b>0.0</b>	<b>0</b>	<b>0.0</b>	<b>0</b>	<b>0.0</b>	<b>188,000</b>	<b>0.0</b>	<b>0</b>

NEW DECISION ITEM

RANK: \_\_\_\_\_ OF \_\_\_\_\_

<b>Department: Public Safety</b>	<b>Budget Unit</b> <u>34221C</u>
<b>Division: State Emergency Management Agency (SEMA)</b>	
<b>DI Name: PPE Warehouse Space</b> <b>DI# 6314002</b>	<b>HB Section</b> <u>13.005</u>

Budget Object Class/Job Class	Gov Rec GR DOLLARS	Gov Rec GR FTE	Gov Rec FED DOLLARS	Gov Rec FED FTE	Gov Rec OTHER DOLLARS	Gov Rec OTHER FTE	Gov Rec TOTAL DOLLARS	Gov Rec TOTAL FTE	Gov Rec One-Time DOLLARS
							0		
							0	0.0	
<b>Total PS</b>	<b>0</b>	<b>0.0</b>	<b>0</b>	<b>0.0</b>	<b>0</b>	<b>0.0</b>	<b>0</b>	<b>0.0</b>	<b>0</b>
180 - Utilities	8,000						8,000		
680 - Building Lease Payments	180,000						180,000		
							0		
							0		
<b>Total EE</b>	<b>188,000</b>		<b>0</b>		<b>0</b>		<b>188,000</b>		<b>0</b>
Program Distributions							0		
<b>Total PSD</b>	<b>0</b>		<b>0</b>		<b>0</b>		<b>0</b>		<b>0</b>
Transfers							0		
<b>Total TRF</b>	<b>0</b>		<b>0</b>		<b>0</b>		<b>0</b>		<b>0</b>
<b>Grand Total</b>	<b>188,000</b>	<b>0.0</b>	<b>0</b>	<b>0.0</b>	<b>0</b>	<b>0.0</b>	<b>188,000</b>	<b>0.0</b>	<b>0</b>

NEW DECISION ITEM

RANK: \_\_\_\_\_ OF \_\_\_\_\_

Department: <u>Public Safety</u>	Budget Unit <u>34221C</u>
Division: <u>State Emergency Management Agency (SEMA)</u>	
DI Name: <u>PPE Warehouse Space</u> DI# <u>6314002</u>	HB Section <u>13.005</u>

**6. PERFORMANCE MEASURES (If new decision item has an associated core, separately identify projected performance with & without additional funding.)**

6a. Provide an activity measure(s) for the program.

6b. Provide a measure(s) of the program's quality.

6c. Provide a measure(s) of the program's impact.

6d. Provide a measure(s) of the program's efficiency.

**7. STRATEGIES TO ACHIEVE THE PERFORMANCE MEASUREMENT TARGETS:**

**NEW DECISION ITEM**

RANK:     X                          OF     X    

<b>Department:</b> Corrections - Leasing	<b>Budget Unit</b> <u>    34267C    </u>
<b>Division:</b> Human Services - Leasing	
<b>DI Name:</b> ERTC - Farmington <b>DI#</b> <u>    6314003    </u>	<b>HB Section</b> <u>    13.005    </u>

**1. AMOUNT OF REQUEST**

	FY 2021 Budget Request				FY 2021 Governor's Recommendation			
	GR	Federal	Other	Total	GR	Federal	Other	Total
<b>PS</b>	0	0	0	0	<b>PS</b>	0	0	0
<b>EE</b>	-	0	0	-	<b>EE</b>	227,530	0	227,530
<b>PSD</b>	0	0	0	0	<b>PSD</b>	0	0	0
<b>TRF</b>	0	0	0	0	<b>TRF</b>	0	0	0
<b>Total</b>	<u>    0    </u>	<u>    0    </u>	<u>    0    </u>	<u>    0    </u>	<b>Total</b>	<u>    227,530    </u>	<u>    0    </u>	<u>    227,530    </u>
<b>FTE</b>	<b>0.00</b>	<b>0.00</b>	<b>0.00</b>	<b>0.00</b>	<b>FTE</b>	<b>0.00</b>	<b>0.00</b>	<b>0.00</b>

<b>Est. Fringe</b>	0	0	0	0
--------------------	---	---	---	---

*Note: Fringes budgeted in House Bill 5 except for certain fringes budgeted directly to MoDOT, Highway Patrol, and Conservation.*

<b>Est. Fringe</b>	0	0	0	0
--------------------	---	---	---	---

*Note: Fringes budgeted in House Bill 5 except for certain fringes budgeted directly to MoDOT, Highway Patrol, and Conservation.*

Other Funds:

Other Funds:

**2. THIS REQUEST CAN BE CATEGORIZED AS:**

<input type="checkbox"/> New Legislation	<input type="checkbox"/> New Program	<input type="checkbox"/> Fund Switch
<input type="checkbox"/> Federal Mandate	<input type="checkbox"/> Program Expansion	<input type="checkbox"/> Cost to Continue
<input type="checkbox"/> GR Pick-Up	<input checked="" type="checkbox"/> Space Request	<input type="checkbox"/> Equipment Replacement
<input type="checkbox"/> Pay Plan	<input type="checkbox"/> Other: _____	

**3. WHY IS THIS FUNDING NEEDED? PROVIDE AN EXPLANATION FOR ITEMS CHECKED IN #2. INCLUDE THE FEDERAL OR STATE STATUTORY OR CONSTITUTIONAL AUTHORIZATION FOR THIS PROGRAM.**

The Department requires that every staff member receive 40 hours of annual training. The current Eastern Region Training Center - Farmington does not meet the needs of the Department. In order to attempt to meet the needs of the Department, space is utilized at a local hotel requiring staff and equipment to be moved back and forth from the existing Eastern Region Training Center. This request includes two (2) additional classrooms and a lactation room in the Eastern Region office.

In addition to the current space being inadequate the current location is also problematic. If new lease space for the Eastern Region office could be located at least 38 miles north of Farmington then staff from all but one eastern region institution and Probation and Parole staff from the St. Louis area could attend training without being in travel status, potentially saving travel costs. These savings would be dependent on the new location.

**NEW DECISION ITEM**

RANK:     X                          OF     X    

<b>Department:</b> Corrections - Leasing	<b>Budget Unit</b> <u>    34267C    </u>
<b>Division:</b> Human Services - Leasing	
<b>DI Name:</b> ERTC - Farmington <b>DI# 6314003</b>	<b>HB Section</b> <u>    13.005    </u>

This request is more critical now due to the fact that the hotel the department contracted with has been sold and the new owners have informed the department that they will no longer offer meal services, provided the discounted training space, and will be seeking a rate increase for the lodging services. The department will likely have to seek a lodging/meals provider and lose training space currently provided by the hotel. New sufficient space is needed.

**4. DESCRIBE THE DETAILED ASSUMPTIONS USED TO DERIVE THE SPECIFIC REQUESTED AMOUNT. (How did you determine that the requested number of FTE were appropriate? From what source or standard did you derive the requested levels of funding? Were alternatives such as outsourcing or automation considered? If based on new legislation, does request tie to TAFP fiscal note? If not, explain why. Detail which portions of the request are one-times and how those amounts were calculated.)**

The current ERTC (lease 09401266) is 7,417 SF with an annual lease appropriation of \$101,274 (FY2022). The proposed NDI is for two (2) classrooms, a lactation room and space for six (6) additional staff. (1600 SF per classroom X 2 + 48 SF lactation room + 120 SF X 5 + 64 SF for additional staff) = 3,912 SF. With an efficiency factor of 1.5, an additional 5,868 SF is requested. Total proposed SF is 13,285. Additional cost: 13,285 SF X (\$21/SF lease + \$1.75/SF janitorial + \$2.00/SF utilities) = \$328,804 - \$101,274 existing lease budget = \$227,530 additional funds needed. The \$21/SF lease cost projection is based on the possibility that the new lease location might be within the St Louis Metropolitan Area.

City	Required Sq Ft	Services Cost per Sq Ft	Rental Cost per Sq Ft	Total Annual Cost	Existing Funding	New Funding Requested
TBD	13,285	\$3.75	\$21.00	\$328,804	\$101,274	\$227,530

**NEW DECISION ITEM**

RANK:  X  OF  X

<b>Department:</b> Corrections - Leasing	<b>Budget Unit</b> <u> 34267C </u>
<b>Division:</b> Human Services - Leasing	
<b>DI Name:</b> ERTC - Farmington	<b>DI#</b> <u> 6314003 </u>
	<b>HB Section</b> <u> 13.005 </u>

**5. BREAK DOWN THE REQUEST BY BUDGET OBJECT CLASS, JOB CLASS, AND FUND SOURCE. IDENTIFY ONE-TIME COSTS.**

	Dept Req GR DOLLARS	Dept Req GR FTE	Dept Req FED DOLLARS	Dept Req FED FTE	Dept Req OTHER DOLLARS	Dept Req OTHER FTE	Dept Req TOTAL DOLLARS	Dept Req TOTAL FTE	Dept Req One-Time DOLLARS	E
<b>Total EE</b>	<u> 0 </u>		<u> 0 </u>		<u> 0 </u>		<u> 0 </u>	<u> - </u>	<u> 0 </u>	
<b>Grand Total</b>	<u> 0 </u>	<u> 0.0 </u>	<u> 0 </u>	<u> 0.0 </u>	<u> 0 </u>	<u> 0.0 </u>	<u> 0 </u>	<u> 0.0 </u>	<u> 0 </u>	

	Gov Rec GR DOLLARS	Gov Rec GR FTE	Gov Rec FED DOLLARS	Gov Rec FED FTE	Gov Rec OTHER DOLLARS	Gov Rec OTHER FTE	Gov Rec TOTAL DOLLARS	Gov Rec TOTAL FTE	Gov Rec One-Time DOLLARS	E
680 - Building Lease Payments	<u> 227,530 </u>		<u> 0 </u>		<u> 0 </u>		<u> 227,530 </u>		<u> 0 </u>	
<b>Total EE</b>	<u> 227,530 </u>		<u> 0 </u>		<u> 0 </u>		<u> 227,530 </u>		<u> 0 </u>	
<b>Grand Total</b>	<u> 227,530 </u>	<u> 0.0 </u>	<u> 0 </u>	<u> 0.0 </u>	<u> 0 </u>	<u> 0.0 </u>	<u> 227,530 </u>	<u> 0.0 </u>	<u> 0 </u>	

**NEW DECISION ITEM**

RANK:     X                          OF     X    

<b>Department:</b> Corrections - Leasing	<b>Budget Unit</b> <u>    34267C    </u>
<b>Division:</b> Human Services - Leasing	
<b>DI Name:</b> ERTC - Farmington <b>DI#</b> <u>    6314003    </u>	<b>HB Section</b> <u>    13.005    </u>

**6. PERFORMANCE MEASURES (If new decision item has an associated core, separately identify projected performance with & without additional funding.)**

**6a. Provide an activity measure(s) for the program.**

<b>Number of In-Service classes offered at the Eastern Region Training Center</b>					
FY19 Actual	FY20 Actual	FY21 Actual	FY22 Base Target	FY23 Base Target	FY24 Base Target
137	108	71	208	180	180

<b>Number of Pre-Service classes offered at the Eastern Region Training Center</b> (all pre-service classes held off-site at a local hotel)					
FY19 Actual	FY20 Actual	FY21 Actual	FY22 Base Target	FY23 Base Target	FY24 Base Target
15	30	20	16	16	16

<b>Number of Staff Receiving Pre-Service training at the Eastern Region Training Center (held off-site)</b>					
FY19 Actual	FY20 Actual	FY21 Actual	FY22 Base Target	FY23 Base Target	FY24 Base Target
662	694	579	1,025	1,000	1,000



**NEW DECISION ITEM**

RANK:     X                          OF     X    

<b>Department:</b> Corrections - Leasing	<b>Budget Unit</b> <u>    34267C    </u>
<b>Division:</b> Human Services - Leasing	
<b>DI Name:</b> ERTC - Farmington	<b>DI#</b> <u>    6314003    </u>
	<b>HB Section</b> <u>    13.005    </u>

**6d. Provide a measure(s) of the program's efficiency.**

<b>Eastern Region Training Center Annual Trainee Lodging Costs</b>					
FY19 Actual	FY20 Actual	FY21 Actual	FY22 Base Target	FY23 Base Target	FY24 Base Target
\$127,160	\$139,135	\$69,526	\$62,393	\$32,500	\$32,500

*\* The Projected savings in FY23 is an estimate completely contingent upon the relocation of the lease space to a site more centrally located within the Eastern Region, therefore requiring fewer staff to need overnight lodging during training. The level of savings depends on exactly where the new site is located. Amount provided is based on reducing the number of staff lodged during training by half.*

<b>Eastern Region Training Center Annual Trainee Meal Costs</b>					
FY19 Actual	FY20 Actual	FY21 Actual	FY22 Base Target	FY23 Base Target	FY24 Base Target
\$66,247	\$60,489	\$25,376	\$28,657	\$16,250	\$16,250

*\* The Projected savings in FY23 is an estimate completely contingent upon the relocation of the lease space to a site more centrally located within the Eastern Region, therefore requiring fewer staff to need meal reimbursement during training. The level of savings depends on exactly where the new site is located. Amount provided is based on reducing the number of staff lodged during training by half.*

<b>Eastern Region Training Center Annual Banquet Room Rental</b>					
FY19 Actual	FY20 Actual	FY21 Actual	FY22 Base Target	FY23 Base Target	FY24 Base Target
\$4,766	\$12,496	\$10,302	\$4,336	\$0	\$0

**NEW DECISION ITEM**

**RANK:**     X                          **OF**     X    

<b>Department:</b> Corrections - Leasing	<b>Budget Unit</b> <u>    34267C    </u>
<b>Division:</b> Human Services - Leasing	
<b>DI Name:</b> ERTC - Farmington <b>DI#</b> <u>    6314003    </u>	<b>HB Section</b> <u>    13.005    </u>

**7. STRATEGIES TO ACHIEVE THE PERFORMANCE MEASUREMENT TARGETS:**

It is imperative that the office/training space meet the needs of our agency to ensure we can adequately train our staff. Public safety is improved and risk of liability is reduced when the employees of the Department of Corrections (DOC) are trained to provide effective correctional services.

The Department provides:

- 280 hours of pre-service training for all uniformed employees
- 120 hours of pre- service training for institutional non-custody staff
- 258 hours of pre-service and intermediate training for all new P&P officers
- 40 hours of in-service training for all employees

Additionally, the Department offers 40 hours of training to new supervisory/management personnel. 16 hours of annual supervision/management training and 16 hours of personal safety training to each P&P officer.

**NEW DECISION ITEM**

RANK: \_\_\_\_\_ OF \_\_\_\_\_

<b>Department:</b> Office of Administration	<b>Budget Unit:</b> Various
<b>Division:</b> Facilities Management, Design and Construction	
<b>DI Name:</b> Increase Appropriation Authority <span style="float:right"><b>DI#</b> 6314004</span>	<b>HB Section:</b> 13.005, 13.010 and 13.015

**1. AMOUNT OF REQUEST**

	FY 2023 Budget Request				FY 2023 Governor's Recommendation			
	GR	Federal	Other	Total	GR	Federal	Other	Total
<b>PS</b>	0	0	0	0	<b>PS</b>	0	0	0
<b>EE</b>	0	0	0	0	<b>EE</b>	2,581,123	960,348	4,097,257
<b>PSD</b>	0	0	0	0	<b>PSD</b>	0	0	0
<b>TRF</b>	0	0	0	0	<b>TRF</b>	0	0	0
<b>Total</b>	<u>0</u>	<u>0</u>	<u>0</u>	<u>0</u>	<b>Total</b>	<u>2,581,123</u>	<u>960,348</u>	<u>4,097,257</u>
<b>FTE</b>	0.00	0.00	0.00	0.00	<b>FTE</b>	0.00	0.00	0.00

<b>Est. Fringe</b>	0	0	0	0
--------------------	---	---	---	---

*Note: Fringes budgeted in House Bill 5 except for certain fringes budgeted directly to Moot, Highway Patrol, and Conservation.*

<b>Est. Fringe</b>	0	0	0	0
--------------------	---	---	---	---

*Note: Fringes budgeted in House Bill 5 except for certain fringes budgeted directly to Moot, Highway Patrol, and Conservation.*

Other Funds:  
Non-Counts:

Other Funds: Various Other Funds  
Non-Counts: Funds 0501, 0505, 0122 and 0847

**2. THIS REQUEST CAN BE CATEGORIZED AS:**

<input type="checkbox"/> New Legislation	<input type="checkbox"/> New Program	<input type="checkbox"/> Fund Switch
<input type="checkbox"/> Federal Mandate	<input type="checkbox"/> Program Expansion	<input checked="" type="checkbox"/> Cost to Continue
<input type="checkbox"/> GR Pick-Up	<input type="checkbox"/> Space Request	<input type="checkbox"/> Equipment Replacement
<input type="checkbox"/> Pay Plan	<input type="checkbox"/> Other: _____	

**3. WHY IS THIS FUNDING NEEDED? PROVIDE AN EXPLANATION FOR ITEMS CHECKED IN #2. INCLUDE THE FEDERAL OR STATE STATUTORY OR CONSTITUTIONAL AUTHORIZATION FOR THIS PROGRAM.**

FMDC has experienced continued price increases due to supply chain shortages and other factors which are contributing to rising inflation. Vendors that provide services for our leased locations are charging more for their services, leading to increases in rental contracts when they are renewed. FMDC is requesting additional authority in order to have the necessary funding available to cover rising costs when needed.

**NEW DECISION ITEM**

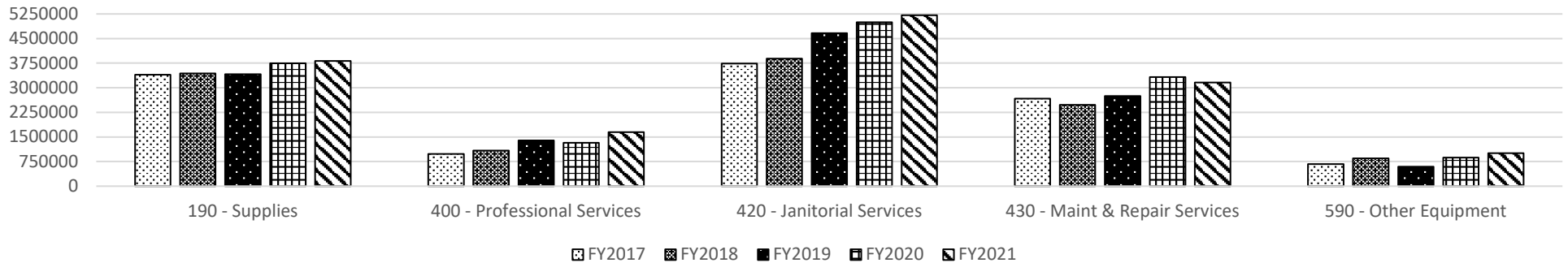
**RANK:** \_\_\_\_\_ **OF** \_\_\_\_\_

<b>Department:</b> Office of Administration	<b>Budget Unit</b> Various
<b>Division:</b> Facilities Management, Design and Construction	
<b>DI Name:</b> Increase Appropriation Authority <b>DI#</b> 6314004	<b>HB Section</b> 13.005, 13.010 and 13.015

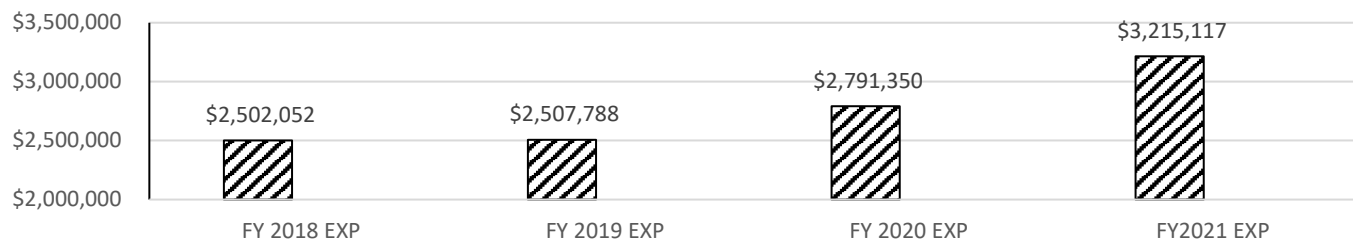
**4. DESCRIBE THE DETAILED ASSUMPTIONS USED TO DERIVE THE SPECIFIC REQUESTED AMOUNT. (How did you determine that the requested number of FTE were appropriate? From what source or standard did you derive the requested levels of funding? Were alternatives such as outsourcing or automation considered? If based on new legislation, does request tie to TAFP fiscal note? If not, explain why. Detail which portions of the request are one-times and how those amounts were calculated.)**

FMDC needs additional authority to be able to cover increases in vendor and lessor costs. The rise in costs are due to increases in building lease payments. Building lease payments include the costs associated with rent, utilities and other services specific to each leased location. As contracts are renewed, the additional costs are passed on to the lessee in higher rent payments.

**State Owned Operating Expenses FY17 to FY21**



**Leasing Janitorial Services FY 2018 - FY 2021**



From FY18 to FY21 the Janitorial Services increase for Leased Locations was nearly 30%.

NEW DECISION ITEM

RANK: \_\_\_\_\_ OF \_\_\_\_\_

Department: Office of Administration	Budget Unit	Various
Division: Facilities Management, Design and Construction		
DI Name: Increase Appropriation Authority	DI# 6314004	HB Section
		13.005, 13.010 and 13.015

5. BREAK DOWN THE REQUEST BY BUDGET OBJECT CLASS, JOB CLASS, AND FUND SOURCE. IDENTIFY ONE-TIME COSTS.

Budget Object Class/Job Class	Dept Req	Dept Req	Dept Req	Dept Req	Dept Req	Dept Req	Dept Req	Dept Req	Dept Req
	GR DOLLARS	GR FTE	FED DOLLARS	FED FTE	OTHER DOLLARS	OTHER FTE	TOTAL DOLLARS	TOTAL FTE	Dept Req One-Time DOLLARS
Total PS	0	0.0	0	0.0	0	0.0	0	0.0	0
Total EE	0		0		0		0		0
Program Distributions							0		
Total PSD	0		0		0		0		0
Transfers									
Total TRF	0		0		0		0		0
Grand Total	0	0.0	0	0.0	0	0.0	0	0.0	0

NEW DECISION ITEM

RANK: \_\_\_\_\_ OF \_\_\_\_\_

<b>Department:</b> Office of Administration	<b>Budget Unit</b> Various
<b>Division:</b> Facilities Management, Design and Construction	
<b>DI Name:</b> Increase Appropriation Authority <b>DI#</b> 6314004	<b>HB Section</b> 13.005, 13.010 and 13.015

Budget Object Class/Job Class	Gov Rec GR DOLLARS	Gov Rec GR FTE	Gov Rec FED DOLLARS	Gov Rec FED FTE	Gov Rec OTHER DOLLARS	Gov Rec OTHER FTE	Gov Rec TOTAL DOLLARS	Gov Rec TOTAL FTE	Gov Rec One- Time DOLLAR S
<b>Total PS</b>	0	0.0	0	0.0	0	0.0	0	0.0	0
Leased - 680	1,316,488		662,615		325,849		2,304,952		
State Owned - 680	965,990		289,140		212,484		1,467,614		
Institutions - 680	298,645		8,593		17,453		324,691		
<b>Total EE</b>	<b>2,581,123</b>		<b>960,348</b>		<b>555,786</b>		<b>4,097,257</b>		<b>0</b>
Program Distributions							0		
<b>Total PSD</b>	<b>0</b>		<b>0</b>		<b>0</b>		<b>0</b>		<b>0</b>
Transfers							0		
<b>Total TRF</b>	<b>0</b>		<b>0</b>		<b>0</b>		<b>0</b>		<b>0</b>
<b>Grand Total</b>	<b>2,581,123</b>	<b>0.0</b>	<b>960,348</b>	<b>0.0</b>	<b>555,786</b>	<b>0.0</b>	<b>4,097,257</b>	<b>0.0</b>	<b>0</b>

**NEW DECISION ITEM**  
**RANK: 2 OF \_\_\_\_\_**

<b>Department:</b> Office of Administration	<b>Budget Unit</b> <u>Multiple</u>
<b>Division:</b> Facilities Management, Design and Construction	
<b>DI Name</b> Pay Plan - FY 2022 Cost to Continue <b>DI#</b> 0000013	<b>HB Section</b> <u>Multiple</u>

**1. AMOUNT OF REQUEST**

	FY 2023 Budget Request					FY 2023 Governor's Recommendation			
	GR	Federal	Other	Total		GR	Federal	Other	Total
<b>PS</b>	235,714	32,696	20,304	288,714	<b>PS</b>	235,714	32,696	20,304	288,714
<b>EE</b>	0	0	0	0	<b>EE</b>	0	0	0	0
<b>PSD</b>	0	0	0	0	<b>PSD</b>	0	0	0	0
<b>TRF</b>	0	0	0	0	<b>TRF</b>	0	0	0	0
<b>Total</b>	<u>235,714</u>	<u>32,696</u>	<u>20,304</u>	<u>288,714</u>	<b>Total</b>	<u>235,714</u>	<u>32,696</u>	<u>20,304</u>	<u>288,714</u>
<b>FTE</b>	<b>0.00</b>	<b>0.00</b>	<b>0.00</b>	<b>0.00</b>	<b>FTE</b>	<b>0.00</b>	<b>0.00</b>	<b>0.00</b>	<b>0.00</b>

<b>Est. Fringe</b>	79,011	10,960	6,806	96,777
--------------------	--------	--------	-------	--------

*Note: Fringes budgeted in House Bill 5 except for certain fringes budgeted directly to MoDOT, Highway Patrol, and Conservation.*

<b>Est. Fringe</b>	79,011	10,960	6,806	96,777
--------------------	--------	--------	-------	--------

*Note: Fringes budgeted in House Bill 5 except for certain fringes budgeted directly to MoDOT, Highway Patrol, and Conservation.*

Other Funds: See Fund Summary - Multiple Funds

Other Funds: See Fund Summary - Multiple Funds

**2. THIS REQUEST CAN BE CATEGORIZED AS:**

<input type="checkbox"/> New Legislation	<input type="checkbox"/> New Program	<input type="checkbox"/> Fund Switch
<input type="checkbox"/> Federal Mandate	<input type="checkbox"/> Program Expansion	<input type="checkbox"/> Cost to Continue
<input type="checkbox"/> GR Pick-Up	<input type="checkbox"/> Space Request	<input type="checkbox"/> Equipment Replacement
<input checked="" type="checkbox"/> Pay Plan	<input type="checkbox"/> Other: _____	

**3. WHY IS THIS FUNDING NEEDED? PROVIDE AN EXPLANATION FOR ITEMS CHECKED IN #2. INCLUDE THE FEDERAL OR STATE STATUTORY OR CONSTITUTIONAL AUTHORIZATION FOR THIS PROGRAM.**

The FY 2022 budget includes appropriation authority for a 2% pay increase for employees beginning January 1, 2022. The remaining six months were unfunded, but the stated intent of the legislature was to provide the funding in FY 2023.

**NEW DECISION ITEM**  
**RANK: 2 OF \_\_\_\_\_**

<b>Department:</b> Office of Administration	<b>Budget Unit</b> <u>Multiple</u>
<b>Division:</b> Facilities Management, Design and Construction	
<b>DI Name</b> Pay Plan - FY 2022 Cost to Continue <b>DI#</b> 0000013	<b>HB Section</b> <u>Multiple</u>

**4. DESCRIBE THE DETAILED ASSUMPTIONS USED TO DERIVE THE SPECIFIC REQUESTED AMOUNT. (How did you determine that the requested number of FTE were appropriate? From what source or standard did you derive the requested levels of funding? Were alternatives such as outsourcing or automation considered? If based on new legislation, does request tie to TAFP fiscal note? If not, explain why. Detail which portions of the request are one-times and how those amounts were calculated.)**

The appropriated amount for the Fiscal Year 2022 pay plan was based on a 2% pay increase for employees beginning January 1, 2022. The Fiscal Year 2023 requested amount is equivalent to the remaining six months in order to provide the core funding necessary for a full fiscal year.

**5. BREAK DOWN THE REQUEST BY BUDGET OBJECT CLASS, JOB CLASS, AND FUND SOURCE. IDENTIFY ONE-TIME COSTS.**

	Dept Req	Dept Req	Dept Req FED	Dept Req	Dept Req	Dept Req	Dept Req	Dept Req	Dept Req
	GR	GR	DOLLAR	FED	OTHER	OTHER	TOTAL	TOTAL	One-Time
<b>Budget Object Class/Job Class</b>	<b>DOLLARS</b>	<b>FTE</b>	<b>S</b>	<b>FTE</b>	<b>DOLLARS</b>	<b>FTE</b>	<b>DOLLARS</b>	<b>FTE</b>	<b>DOLLARS</b>
100-Salaries and Wages	235,714		32,696		20,304		288,714	0.0	
<b>Total PS</b>	<b>235,714</b>	<b>0.0</b>	<b>32,696</b>	<b>0.0</b>	<b>20,304</b>	<b>0.0</b>	<b>288,714</b>	<b>0.0</b>	<b>0</b>
<b>Grand Total</b>	<b>235,714</b>	<b>0.0</b>	<b>32,696</b>	<b>0.0</b>	<b>20,304</b>	<b>0.0</b>	<b>288,714</b>	<b>0.0</b>	<b>0</b>

	Gov Rec	Gov Rec	Gov Rec FED	Gov Rec	Gov Rec	Gov Rec	Gov Rec	Gov Rec	Gov Rec
	GR	GR	DOLLAR	FED	OTHER	OTHER	TOTAL	TOTAL	One-Time
<b>Budget Object Class/Job Class</b>	<b>DOLLARS</b>	<b>FTE</b>	<b>S</b>	<b>FTE</b>	<b>DOLLARS</b>	<b>FTE</b>	<b>DOLLARS</b>	<b>FTE</b>	<b>DOLLARS</b>
100-Salaries and Wages	235,714		32,696		20,304		288,714	0.0	
<b>Total PS</b>	<b>235,714</b>	<b>0.0</b>	<b>32,696</b>	<b>0.0</b>	<b>20,304</b>	<b>0.0</b>	<b>288,714</b>	<b>0.0</b>	<b>0</b>
<b>Grand Total</b>	<b>235,714</b>	<b>0.0</b>	<b>32,696</b>	<b>0.0</b>	<b>20,304</b>	<b>0.0</b>	<b>288,714</b>	<b>0.0</b>	<b>0</b>



**NEW DECISION ITEM**  
**RANK:** \_\_\_\_\_ **OF** \_\_\_\_\_

<b>Department: Office of Administration</b>	<b>Budget Unit</b> <u>Multiple</u>
<b>Division: Facilities Management, Design and Construction</b>	
<b>Pay Plan - FY 2023 Cost to Continue</b> <span style="float: right;"><b>DI# 0000012</b></span>	<b>HB Section</b> <u>Multiple</u>

**1. AMOUNT OF REQUEST**

	FY 2023 Budget Request				FY 2023 Governor's Recommendation			
	GR	Federal	Other	Total	GR	Federal	Other	Total
<b>PS</b>	0	0	0	0	1,312,549	172,192	121,812	1,606,553
<b>EE</b>	0	0	0	0	0	0	0	0
<b>PSD</b>	0	0	0	0	0	0	0	0
<b>TRF</b>	0	0	0	0	0	0	0	0
<b>Total</b>	<u>0</u>	<u>0</u>	<u>0</u>	<u>0</u>	<u>1,312,549</u>	<u>172,192</u>	<u>121,812</u>	<u>1,606,553</u>
<b>FTE</b>	0.00	0.00	0.00	0.00	0.00	0.00	0.00	0.00

<b>Est. Fringe</b>	0	0	0	0
--------------------	---	---	---	---

*Note: Fringes budgeted in House Bill 5 except for certain fringes budgeted directly to MoDOT, Highway Patrol, and Conservation.*

<b>Est. Fringe</b>	439,966	57,719	40,831	538,517
--------------------	---------	--------	--------	---------

*Note: Fringes budgeted in House Bill 5 except for certain fringes budgeted directly to MoDOT, Highway Patrol, and Conservation.*

Other Funds:  
Non-Counts:

Other Funds:  
Non-Counts:

**2. THIS REQUEST CAN BE CATEGORIZED AS:**

<input type="checkbox"/> New Legislation	<input type="checkbox"/> New Program	<input type="checkbox"/> Fund Switch
<input type="checkbox"/> Federal Mandate	<input type="checkbox"/> Program Expansion	<input type="checkbox"/> Cost to Continue
<input type="checkbox"/> GR Pick-Up	<input type="checkbox"/> Space Request	<input type="checkbox"/> Equipment Replacement
<input checked="" type="checkbox"/> Pay Plan	<input type="checkbox"/> Other: _____	

**3. WHY IS THIS FUNDING NEEDED? PROVIDE AN EXPLANATION FOR ITEMS CHECKED IN #2. INCLUDE THE FEDERAL OR STATE STATUTORY OR CONSTITUTIONAL AUTHORIZATION FOR THIS PROGRAM.**

To help address high turnover and vacancy rates across the state, funding is needed to address statewide salary needs. The FY 2023 budget includes appropriation authority for three pay plan components and their associated fringes:

- 5.5% pay increase for employees
- \$15/hr. state employee baseline wage adjustment
- Compression adjustments between positions

**NEW DECISION ITEM**

RANK: \_\_\_\_\_ OF \_\_\_\_\_

<b>Department: Office of Administration</b>	<b>Budget Unit</b> <u>Multiple</u>
<b>Division: Facilities Management, Design and Construction</b>	
<b>Pay Plan - FY 2023 Cost to Continue</b> <b>DI# 000012</b>	<b>HB Section</b> <u>Multiple</u>

**4. DESCRIBE THE DETAILED ASSUMPTIONS USED TO DERIVE THE SPECIFIC REQUESTED AMOUNT. (How did you determine that the requested number of FTE were appropriate? From what source or standard did you derive the requested levels of funding? Were alternatives such as outsourcing or automation considered? If based on new legislation, does request tie to TAFP fiscal note? If not, explain why. Detail which portions of the request are one-times and how those amounts were calculated.)**

The appropriated amount for the Fiscal Year 2023 pay plan was based on a 5.5% pay increase for employees, raising the baseline wage of employees to \$15/hr., and adjustments related to compression issues as a result of the increases.  
 The 5.5 percent COLA increase is based on the average increase of four general structure adjustment economic indicators:  
 Consumer Price Index for the Midwest – 6.4 percent;  
 Employment Cost Index – 4.3 percent;  
 World at Work Salary Budget Increases – 2.9 percent; and  
 Personal Income – 8.3 percent.

**5. BREAK DOWN THE REQUEST BY BUDGET OBJECT CLASS, JOB CLASS, AND FUND SOURCE. IDENTIFY ONE-TIME COSTS.**

	Dept Req GR DOLLARS	Dept Req GR FTE	Dept Req FED DOLLARS	Dept Req FED FTE	Dept Req OTHER DOLLARS	Dept Req OTHER FTE	Dept Req TOTAL DOLLARS	Dept Req TOTAL FTE	Dept Req One-Time DOLLARS
<b>Budget Object Class/Job Class</b>									
100-Salaries and Wages							0		
<b>Total PS</b>	<b>0</b>	<b>0.0</b>	<b>0</b>	<b>0.0</b>	<b>0</b>	<b>0.0</b>	<b>0</b>	<b>0.0</b>	<b>0</b>
<b>Grand Total</b>	<b>0</b>	<b>0.0</b>	<b>0</b>	<b>0.0</b>	<b>0</b>	<b>0.0</b>	<b>0</b>	<b>0.0</b>	<b>0</b>

	Gov Rec GR DOLLARS	Gov Rec GR FTE	Gov Rec FED DOLLARS	Gov Rec FED FTE	Gov Rec OTHER DOLLARS	Gov Rec OTHER FTE	Gov Rec TOTAL DOLLARS	Gov Rec TOTAL FTE	Gov Rec One-Time DOLLARS
<b>Budget Object Class/Job Class</b>									
100-Salaries and Wages	1,312,549		172,192		121,812		1,606,553	0.0	
<b>Total PS</b>	<b>1,312,549</b>	<b>0.0</b>	<b>172,192</b>	<b>0.0</b>	<b>121,812</b>	<b>0.0</b>	<b>1,606,553</b>	<b>0.0</b>	<b>0</b>
<b>Grand Total</b>	<b>1,312,549</b>	<b>0.0</b>	<b>172,192</b>	<b>0.0</b>	<b>121,812</b>	<b>0.0</b>	<b>1,606,553</b>	<b>0.0</b>	<b>0</b>