

State of Missouri

Statewide Real Estate Recommendation



FY 2024

Office of Administration
Division of Facilities Management, Design and Construction
Real Estate Services Unit
Governor Recommendation

**OFFICE OF ADMINISTRATION
DIVISION OF FACILITIES MANAGEMENT, DESIGN AND CONSTRUCTION
HB 13 – STATEWIDE REAL ESTATE
FY 2024
GOVERNOR RECOMMENDED BUDGET**

Table of Contents

House Bill 13

Statewide Real Estate Budget Summary	1
Reconciliation Summary	4
Historical Budget Information	5
Fund Summary	6
Leased Facility Requirement	11
State Owned Facility Requirement	26
Institutional Facility Requirement	34
OA-Administrative Trust Fund (OA-RATF)	37

Core Forms

Core - Department of Agriculture	38
Core - Attorney General	43
Core - Auditor	48
Core - Department of Corrections	52
Core - Department of Economic Development	56
Core - Department of Elementary & Secondary Ed	60
Core - Missouri Ethics Commission	66
Core - Missouri Gaming Commission	69
Core - Governor	73
Core - Department of Health and Senior Services	76
Core - Department of Higher Education & Workforce	82
Core - Missouri State Highway Patrol	86
Core - Department of Commerce and Insurance	92
Core - Judiciary-Court of Appeals & St Court Admin	97
Core - Department of Labor and Industrial Relations	101
Core - Legislature	105
Core - Missouri Lottery	109
Core - Lieutenant Governor	112
Core - Department of Mental Health	116
Core - OA-RATF (Multi-Tenant)	121

Core Forms (continued)

Core - Missouri National Guard	124
Core - Department of Natural Resources	128
Core - Office of Administration	134
Core - Department of Public Safety	138
Core - Department of Revenue	143
Core - Secretary of State	147
Core - Department of Social Services	151
Core - Treasurer	158
Core - Legal Expense Transfer Fund	161

New Decision Items

NDI – DOC Eastern Region Training Center	164
NDI – DPS-SEMA Fund Switch	169
NDI – DPS-SEMA 307 Wilson Improvements	173
NDI – OA Biggs Operations	177
NDI – OA Rock Bridge Treatment Operations	181
NDI – OA Lab Campus Operations	185
NDI – OA MOVERS (ERP) Implementation Space	189
NDI – OA Essential Services	193
NDI – DNR Kansas City Regional Office Relocation	197
NDI – OA Statewide Structural Modifications	203
NDI – DED HSTB Suite 770 Renovations	207
NDI – OA Premises Maintenance	211
NDI – DNR Energy Training Center	215
NDI – DMH State Operated Facility	221
NDI – MOSERS Increase	226
NDI – DPS Springfield Veterans Service Office	230
NDI – OA 25,000 Springfield Leased Facility	234
NDI – Pay Plan – FY 2024 Cost to Continue	238

FY 2024**HB 13 - Statewide Real Estate Budget Summary****Office of Administration****Division of Facilities Management, Design and Construction****Governor Recommended Budget**

The Division of Facilities Management, Design and Construction (FMDC) provides oversight for all leased facilities, state-owned facilities, and most institutional facilities, excluding facilities occupied by Conservation, MoDOT and Colleges and Universities. The total square footage under the oversight of FMDC exceeds 14 million as shown below.

SQUARE FOOTAGE	
3,189,195	Leased Facilities - office, day treatment, state schools, warehouse, labs, etc.
5,145,070	State-owned Facilities - office, labs, warehouse, etc.
5,755,194	Institutional Facilities - state schools and mental health facilities
14,089,459	TOTAL SQUARE FOOTAGE (Includes OA-RATF)

The FY 2024 Department Request Budget total of nearly \$140 million includes the annual rent for leased facilities and the annual cost of operations for state-owned facilities and institutional facilities. The cost per square foot for state-owned facilities and institutional facilities is based on prior year actual cost of operations. The cost per square foot for leased facilities reflects current lease rates and the prior year costs for janitorial and utilities. A summary of the FY 2024 Department Request Budget is shown below.

ANNUAL RENT	FACILITY TYPE
\$59,493,953	Leased Facilities
\$42,360,047	State-owned Facilities
\$35,987,602	Institutional Facilities
\$1,528,026	OA-RATF
\$139,369,628	TOTAL SQUARE FOOTAGE (Includes OA-RATF)

TRANSFERS IN		REQUESTED FUNDING		
DEPARTMENT	DESCRIPTION	GR	FEDERAL	OTHER
		\$0	\$0	\$0
		\$0	\$0	\$0
		\$0	\$0	\$0
TOTAL BY FUND		\$0	\$0	\$0
TOTAL (ALL FUNDS)		\$0		

Significant Core Actions (continued):

TRANSFERS OUT		REQUESTED FUNDING		
DEPARTMENT	DESCRIPTION	GR	FEDERAL	OTHER
DPS-MSHP	Facility Maintenance transferred back to MSHP	\$562,826	\$0	\$1,834,487
		\$0	\$0	\$0
TOTAL BY FUND		\$562,826	\$0	\$1,834,487
TOTAL (ALL FUNDS)		\$2,397,313		

CORE REDUCTIONS		REQUESTED FUNDING		
DEPARTMENT	DESCRIPTION	GR	FEDERAL	OTHER
DPS-SEMA	NDI request - reduced current funding	\$0	\$188,000	\$0
		\$0	\$0	\$0
TOTAL BY FUND		\$0	\$188,000	\$0
TOTAL (ALL FUNDS)		\$188,000		

NEW DECISION ITEMS		REQUESTED FUNDING		
DEPARTMENT	DESCRIPTION	GR	FEDERAL	OTHER
DOC - Leased	Eastern Region Training Center One-Time Renovation	\$1,600,000	\$0	\$0
DPS-SEMA - Leased	Fund Switch (Reduced current funding)	\$228,000	\$0	\$0
DPS-SEMA - Leased	307 Wilson Warehouse Facility Improvements	\$1,080,000	\$0	\$0
DMH-FSH-Biggs - Institution	Operating Expenses	\$1,011,615	\$0	\$0
OA Rock Bridge - State-Owned	Operating Expenses	\$250,101	\$0	\$0
OA Lab Campus - State-Owned	Operating Expenses	\$4,247,309	\$0	\$0
OA ERP Implementation	Space Request	\$325,000	\$0	\$0
Essential Services	Essential Services: State-Owned, Leased & Institution	\$9,949,112	\$2,396,965	\$2,127,649
DNR-KCRO - Leased	Relocation of current leased space	\$109,509	\$0	\$0
OA Statewide Modifications	Structural Modifications-State-Owned & Leased	\$2,823,666	\$0	\$0
DED-Renovation - State-Owned	HSTB Suite 770 Renovations	\$490,464	\$0	\$0
OA Premises Maintenance	Update to Standard Leasing Contracts	\$3,624,721	\$1,328,432	\$691,522
DNR-Energy - Leased	Weatherization Training Center	\$0	\$1,483,160	\$0
DMH - State Operated Facility	Relocation and Build Out Costs for Leased Location	\$2,618,416	\$0	\$0
Statewide	MOSERS Increase	\$33,956	\$3,794	\$2,738
Veterans Service Office	Office Location in Springfield	\$0	\$0	\$22,500
Springfield Lease	Reocation of DCI, DESE and DSS into a new space	\$3,338,689	\$238,702	\$45,860

Significant Core Actions (continued):

DEPARTMENT	DESCRIPTION	GR	FEDERAL	OTHER
Statewide	Pay Plan - FY 2024 Cost to Continue	\$1,633,465	\$127,344	\$76,570
TOTAL BY FUND		\$33,364,023	\$5,578,397	\$2,966,839
TOTAL (ALL FUNDS)		\$41,909,259		

FY 2024 HB13 RECONCILIATION SUMMARY - GOVERNOR RECOMMENDED BUDGET

RECONCILIATION	GENERAL REVENUE	FEDERAL	OTHER	TOTAL
FY 2023 APPROPRIATION - LEASING	\$ 26,319,579	\$ 15,281,871	\$ 6,943,792	\$ 48,545,242
LEASING ONE-TIME EXPENDITURE REDUCTIONS	\$ -	\$ -	\$ -	\$ -
LEASING TRANSFERS IN	\$ -	\$ -	\$ -	\$ -
LEASING TRANSFERS OUT	\$ -	\$ -	\$ (63,130)	\$ (63,130)
LEASING CORE REALLOCATIONS	\$ -	\$ -	\$ -	\$ -
LEASING CORE REDUCTIONS	\$ -	\$ (188,000)	\$ -	\$ (188,000)
NDIs-DPS-SEMA FUND SWITCH	\$ 228,000	\$ -	\$ -	\$ 228,000
NDI-DOC EASTERN REGION TRAINING CENTER	\$ 1,600,000	\$ -	\$ -	\$ 1,600,000
NDI-307 WILSON WAREHOUSE IMPROVEMENTS	\$ 1,080,000	\$ -	\$ -	\$ 1,080,000
NDI-ERP IMPLEMENTATION SPACE	\$ 325,000	\$ -	\$ -	\$ 325,000
NDI-ESSENTIAL SERVICES	\$ 2,386,183	\$ 994,753	\$ 675,945	\$ 4,056,881
NDI-PREMISES MAINTENANCE	\$ 3,621,106	\$ 1,332,047	\$ 691,522	\$ 5,644,675
NDI-STRUCTURAL MODIFICATIONS	\$ 1,303,876	\$ -	\$ -	\$ 1,303,876
NDI-MOSERS INCREASE	\$ 1,070	\$ 479	\$ 354	\$ 1,903
NDI-STATE OPERATED FACILITY LEASING	\$ 2,618,416	\$ -	\$ -	\$ 2,618,416
NDI-ENERGY TRAINING CENTER	\$ -	\$ 1,483,160	\$ -	\$ 1,483,160
NDI-KANSAS CITY REGIONAL OFFICE RELOCATION	\$ 109,509	\$ -	\$ -	\$ 109,509
FY 2024 DEPARTMENT REQUEST LEASING TOTAL	\$ 39,592,739	\$ 18,904,310	\$ 8,248,483	\$ 66,745,532
FY 2023 APPROPRIATION - STATE OWNED	\$ 22,849,275	\$ 6,277,362	\$ 4,920,979	\$ 34,047,616
STATE OWNED ONE-TIME EXPENDITURE REDUCTIONS	\$ -	\$ -	\$ -	\$ -
STATE OWNED TRANSFERS IN	\$ -	\$ -	\$ -	\$ -
STATE OWNED TRANSFERS OUT	\$ -	\$ -	\$ -	\$ -
STATE OWNED CORE REALLOCATIONS	\$ -	\$ 332,848	\$ (332,848)	\$ -
STATE OWNED CORE REDUCTIONS	\$ -	\$ -	\$ -	\$ -
NDI-LAB CAMPUS OPERATIONS	\$ 4,247,309	\$ -	\$ -	\$ 4,247,309
NDI-HSTB SUITE 770 RENOVATIONS	\$ 490,464	\$ -	\$ -	\$ 490,464
NDI-STRUCTURAL MODIFICATIONS	\$ 1,519,790	\$ -	\$ -	\$ 1,519,790
NDI-ESSENTIAL SERVICES	\$ 5,678,621	\$ 1,349,596	\$ 1,352,414	\$ 8,380,631
NDI-MOSERS INCREASE	\$ 9,791	\$ 2,561	\$ 2,384	\$ 14,736
FY 2024 DEPARTMENT REQUEST STATE OWNED TOTAL	\$ 34,795,250	\$ 7,962,367	\$ 5,942,929	\$ 48,700,546
FY 2023 APPROPRIATION - INSTITUTIONAL	\$ 32,638,530	\$ 938,753	\$ 1,771,357	\$ 35,348,640
INSTITUTIONAL ONE-TIME EXPENDITURE REDUCTIONS	\$ -	\$ -	\$ -	\$ -
INSTITUTIONAL TRANSFERS IN	\$ -	\$ -	\$ -	\$ -
INSTITUTIONAL TRANSFERS OUT	\$ (562,826)	\$ -	\$ (1,771,357)	\$ (2,334,183)
INSTITUTIONAL CORE REALLOCATIONS	\$ -	\$ -	\$ -	\$ -
NDI-FULTON STATE HOSPITAL BIGGS OPERATIONS	\$ 1,011,615	\$ -	\$ -	\$ 1,011,615
NDI-ROCK BRIDGE OPERATIONS	\$ 250,101	\$ -	\$ -	\$ 250,101
NDI-MOSERS INCREASE	\$ 23,095	\$ 754	\$ -	\$ 23,849
NDI-ESSENTIAL SERVICES	\$ 1,884,309	\$ 52,618	\$ -	\$ 1,936,927
FY 2024 DEPARTMENT REQUEST INSTITUTIONAL TOTAL	\$ 35,244,824	\$ 992,125	\$ -	\$ 36,236,949
FY 2023 APPROPRIATION - OA-RATF	\$ -	\$ -	\$ 1,528,026	\$ 1,528,026
FY 2024 DEPARTMENT REQUEST OA-RATF TOTAL	\$ -	\$ -	\$ 1,528,026	\$ 1,528,026
TOTAL FY 2024 HB13 DEPARTMENT REQUESTS	\$ 109,632,813	\$ 27,858,802	\$ 15,719,438	\$ 153,211,053

HB 13 HISTORICAL BUDGET INFORMATION

FY2024 Budget	Dept. Request	TAFP after Vetoes
Leasing	\$59,493,953	
State Owned	\$42,360,047	
Institutional	\$35,987,602	
OA RATF	\$1,528,026	
National Guard	\$0	
FY2024 Total	\$139,369,628	\$0

FY2019 Budget	Dept. Request	TAFP after Vetoes
Leasing	\$45,356,747	\$45,546,518
State Owned	\$27,668,415	\$27,628,807
Institutional	\$35,248,441	\$35,170,784
OA RATF	\$1,500,000	\$1,500,000
National Guard	\$0	\$0
FY2019 Total	\$109,773,603	\$109,846,109

FY2023 Budget	Dept. Request	TAFP after Vetoes
Leasing	\$44,479,083	\$48,545,242
State Owned	\$31,872,177	\$34,047,616
Institutional	\$32,635,938	\$35,348,640
OA RATF	\$1,500,000	\$1,528,026
National Guard	\$0	
FY2023 Total	\$110,487,198	\$119,469,524

FY2018 Budget	Dept. Request	TAFP after Vetoes
Leasing	\$44,901,931	\$44,901,931
State Owned	\$27,057,971	\$27,057,971
Institutional	\$34,302,805	\$34,302,805
OA RATF	\$1,500,000	\$1,500,000
National Guard	\$0	\$0
FY2018 Total	\$107,762,707	\$107,762,707

FY2022 Budget	Dept. Request	TAFP after Vetoes
Leasing	\$45,125,044	\$46,099,031
State Owned	\$29,246,190	\$29,352,266
Institutional	\$32,365,808	\$32,469,132
OA RATF	\$1,500,000	\$1,500,000
National Guard	\$0	\$0
FY2022 Total	\$108,237,042	\$109,420,429

FY2017 Budget	Dept. Request	TAFP after Vetoes
Leasing	\$42,784,072	\$42,649,410
State Owned	\$26,816,538	\$26,816,538
Institutional	\$34,553,853	\$34,553,853
OA RATF	\$1,500,000	\$1,500,000
National Guard	\$1,681,676	\$1,681,676
FY2017 Total	\$107,336,139	\$107,190,385

FY2021 Budget	Dept. Request	TAFP after Vetoes
Leasing	\$46,929,745	\$45,305,289
State Owned	\$28,906,585	\$29,065,945
Institutional	\$32,360,321	\$32,365,808
OA RATF	\$1,500,000	\$1,500,000
National Guard	\$0	\$0
FY2021 Total	\$109,696,651	\$108,237,042

FY2016 Budget	Dept. Request	TAFP after Vetoes
Leasing	\$42,049,098	\$42,049,098
State Owned	\$26,108,846	\$26,108,846
Institutional	\$34,382,909	\$34,382,909
OA RATF	\$1,500,000	\$1,500,000
National Guard	\$1,656,676	\$1,656,676
FY2016 Total	\$105,697,529	\$105,697,529

FY2020 Budget	Dept. Request	TAFP after Vetoes
Leasing	\$45,897,858	\$45,163,103
State Owned	\$28,342,718	\$28,736,971
Institutional	\$30,926,522	\$31,632,454
OA RATF	\$1,500,000	\$1,500,000
National Guard	\$0	\$0
FY2020 Total	\$106,667,098	\$107,032,528

FY2015 Budget	Dept. Request	TAFP after Vetoes
Leasing	\$41,396,419	\$41,384,740
State Owned	\$26,351,709	\$32,272,234
Institutional	\$35,203,117	\$35,062,481
OA RATF	\$1,500,000	\$1,500,000
National Guard	\$1,657,596	\$1,657,112
FY2015 Total	\$106,108,841	\$111,876,567

**FUND SUMMARY
FY 2024**

<i>FUND NAME</i>	<i>FUND</i>	<i>APPROPRIATION NAME</i>	<i>APPROP</i>	<i>GENERAL REVENUE</i>	<i>FEDERAL</i>	<i>OTHER</i>	<i>TOTAL</i>
GENERAL REVENUE	0101	AGRICULTURE LEASING-0101	1473	\$ 311,823		\$	311,823
AGRICULTURE-FED/OTHER	0133	AGRICULTURE LEASING-0133	4227		\$ 4,413	\$	4,413
GRAIN INSPECTION FEES	0647	AGRICULTURE LEASING-0647	1474			\$ 89,525	\$ 89,525
PETROLEUM INSPECTION FUND	0662	AGRICULTURE LEASING-0662	0653			\$ 10,241	\$ 10,241
AGRICULTURE PROTECTION	0970	AGRICULTURE LEASING-0970	8194			\$ 2,455	\$ 2,455
GENERAL REVENUE	0101	AGRICULTURE STATE OWNED-0101	7676	\$ 146,124		\$	146,124
AGRICULTURE-FEDERAL AND OTHER	0133	AGRICULTURE STATE OWNED-0133	7677		\$ 37,692	\$	37,692
ANIMAL HEALTH LABORATORY FEES	0292	AGRICULTURE STATE OWNED-0292	7808			\$ 49,469	\$ 49,469
ANIMAL CARE RESERVE	0295	AGRICULTURE STATE OWNED-0295	7678			\$ 7,171	\$ 7,171
COMMODITY COUNCIL MERCHANISING	0406	AGRICULTURE STATE OWNED-0406	7679			\$ 4,220	\$ 4,220
SP ANIMAL FAC LOAN PROGRAM	0408	AGRICULTURE STATE OWNED-0408	7680			\$ 5,010	\$ 5,010
INDUSTRIAL HEMP FUND	0476	AGRICULTURE STATE OWNED-0476	6074			\$ 4,121	\$ 4,121
MILK INSPECTION FEES	0645	AGRICULTURE STATE OWNED-0645	7681			\$ 5,520	\$ 5,520
GRAIN INSPECTION FEES	0647	AGRICULTURE STATE OWNED-0647	7682			\$ 4,740	\$ 4,740
PETROLEUM INSPECTION FUND	0662	AGRICULTURE STATE OWNED-0662	7683			\$ 148,121	\$ 148,121
MISSOURI WINE & GRAPE FUND	0787	AGRICULTURE STATE OWNED-0787	8404			\$ 13,626	\$ 13,626
AGRICULTURE DEVELOPMENT	0904	AGRICULTURE STATE OWNED-0904	7686			\$ 1,974	\$ 1,974
AGRICULTURE PROTECTION	0970	AGRICULTURE STATE OWNED-0970	8245			\$ 383,603	\$ 383,603
GENERAL REVENUE	0101	ATTORNEY GENERAL-0101	3184	\$ 608,943		\$	608,943
ATTORNEY GENERAL	0136	ATTORNEY GENERAL-0136	3186		\$ 173,898	\$	173,898
ATTORNEY GENERAL	0631	ATTORNEY GENERAL-0631	3187			\$ 147,994	\$ 147,994
WORKERS COMPENSATION	0652	ATTORNEY GENERAL-0652	3188			\$ 109,641	\$ 109,641
WORKERS COMP-SECOND INJURY	0653	ATTORNEY GENERAL-0653	3189			\$ 109,641	\$ 109,641
MO OFFICE OF PROSECUTION SERV	0680	ATTORNEY GENERAL-0680	2022			\$ 45,934	\$ 45,934
HAZARDOUS WASTE FUND	0676	ATTORNEY GENERAL-0676	2005			\$ 9,850	\$ 9,850
GENERAL REVENUE	0101	ATTORNEY GENERAL ST OWNED-0101	7778	\$ 668,937		\$	668,937
ATTORNEY GENERAL	0136	ATTORNEY GENERAL ST OWNED-0136	7779		\$ 207,346	\$	207,346
NRP-WATER POLLUTION PERMIT FEE	0568	ATTORNEY GENERAL ST OWNED-0568	7782			\$ 169,699	\$ 169,699
WORKERS COMPENSATION	0652	ATTORNEY GENERAL ST OWNED-0652	7783			\$ 49,094	\$ 49,094
WORKERS COMP-SECOND INJURY	0653	ATTORNEY GENERAL ST OWNED-0653	7784			\$ 48,833	\$ 48,833
HAZARDOUS WASTE FUND	0676	ATTORNEY GENERAL ST OWNED-0676	7786			\$ 13,551	\$ 13,551
GENERAL REVENUE	0101	AUDITOR-0101	3192	\$ 16,688		\$	16,688
GENERAL REVENUE	0101	AUDITOR STATE OWNED-0101	7777	\$ 356,436		\$	356,436
GENERAL REVENUE	0101	CORRECTIONS LEASING-0101	1112	\$ 9,866,247		\$	9,866,247
WORKING CAPITAL REVOLVING	0510	CORRECTIONS LEASING-0510	6073			\$ 336,567	\$ 336,567
GENERAL REVENUE	0101	CORRECTIONS STATE OWNED-0101	7748	\$ 1,610,507		\$	1,610,507
GENERAL REVENUE	0101	DED LEASING-0101	1978	\$ 2,663		\$	2,663
DIVISION OF TOURISM SUPPL REV	0274	DED LEASING-0274	1982			\$ 6,409	\$ 6,409
GENERAL REVENUE	0101	DED STATE OWNED-0101	7691	\$ 808,462		\$	808,462
DIVISION OF TOURISM SUPPL REV	0274	DED STATE OWNED-0274	7698			\$ 123,564	\$ 123,564
DED ADMINISTRATIVE	0547	DED STATE OWNED-0547	7706			\$ 39,292	\$ 39,292
GENERAL REVENUE	0101	DESE LEASING-0101	1033	\$ 624,340		\$	624,340

**FUND SUMMARY
FY 2024**

FUND NAME	FUND	APPROPRIATION NAME	APPROP	GENERAL REVENUE	FEDERAL	OTHER	TOTAL
VOCATIONAL REHABILITATION	0104	DESE LEASING-0104	1035		\$ 2,325,677	\$	2,325,677
DEPT ELEM-SEC EDUCATION	0105	DESE LEASING-0105	1034		\$ 2,602	\$	2,602
CHILD CARE & DEVELOPMENT BLK GRNT	168	DESE LEASING-0168	1265		\$ 51,599	\$	51,599
ASSISTIVE TECHNOLOGY FEDERAL	0188	DESE LEASING-0188	2486		\$ 50,785	\$	50,785
DEAF RELAY SER & EQ DIST PRGM	0559	DESE LEASING-0559	2478			\$ 35,787	\$ 35,787
ASSISTIVE TECHNOLOGY LOAN	0889	DESE LEASING-0889	6923			\$ 15,336	\$ 15,336
GENERAL REVENUE	0101	DESE STATE OWNED-0101	7659	\$ 672,747			\$ 672,747
VOCATIONAL REHABILITATION	0104	DESE STATE OWNED-0104	7660		\$ 1,424,726	\$	1,424,726
DEPT ELEM-SEC EDUCATION	0105	DESE STATE OWNED-0105	7661		\$ 509,970	\$	509,970
CHILD CARE & DEVELOPMENT BLK GRNT	0168	DESE STATE OWNED-0168	1265		\$ 234,985	\$	234,985
GENERAL REVENUE	0101	DESE INSTIT-0101	7663	\$ 4,938,693			\$ 4,938,693
GENERAL REVENUE	0101	HEALTH LEASING-0101	4181	\$ 2,272,843			\$ 2,272,843
DEPARTMENT OF HEALTH	0143	HEALTH LEASING-0143	4182		\$ 2,381,259	\$	2,381,259
DEPARTMENT OF HEALTH	2335	HEALTH LEASING -2335	7719		\$ 33,959	\$	33,959
DEPARTMENT OF HEALTH	2350	HEALTH LEASING-2350	9099		\$ 1,708,029	\$	1,708,029
GENERAL REVENUE	0101	HEALTH STATE OWNED-0101	7757	\$ 1,447,274			\$ 1,447,274
DEPARTMENT OF HEALTH	0143	HEALTH STATE OWNED-0143	7758		\$ 1,438,091	\$	1,438,091
DEPARTMENT OF HEALTH	0101	HEALTH INSTITUTIONAL-0101	1277	\$ 9,484			\$ 9,484
DEPARTMENT OF HEALTH	0143	HEALTH INSTITUTIONAL-0143	8142		\$ 10,962	\$	10,962
DIV JOB DEVELOPMENT & TRAINING	0155	HIGHER EDUCATION LEASING-0155	5620		\$ 1,712,022	\$	1,712,022
SPECIAL EMPLOYMENT SECURITY	0949	HIGHER EDUCATION LEASING-0949	5621			\$ 261,392	\$ 261,392
GENERAL REVENUE	0101	HIGHER EDUCATION STATE OWNED-0101	7877	\$ 441,693			\$ 441,693
DIV JOB DEVELOPMENT & TRAINING	0155	DHEWD STATE OWNED-0155	5622		\$ 664,976	\$	664,976
INSURANCE LEASING	0101	INSURANCE LEASING-0101	6059	\$ 97,588			\$ 97,588
DIVISION OF FINANCE	0550	INSURANCE LEASING-0550	3739			\$ 77,035	\$ 77,035
INSURANCE EXAMINERS FUND	0552	INSURANCE LEASING-0552	3734			\$ 8,270	\$ 8,270
DEPT OF INSURANCE DEDICATED	0566	INSURANCE LEASING-0566	6082			\$ 8,428	\$ 8,428
MANUFACTURED HOUSING FUND	0582	INSURANCE LEASING-0582	5617			\$ 28,155	\$ 28,155
PUBLIC SERVICE COMMISSION	0607	INSURANCE LEASING-0607	5616			\$ 1,108,360	\$ 1,108,360
PROFESSIONAL REGISTRATION FEES	0689	INSURANCE LEASING-0689	3736			\$ 9,824	\$ 9,824
DIVISION OF CREDIT UNIONS	0548	INSURANCE STATE OWNED-0548	7708			\$ 40,474	\$ 40,474
DIVISION OF FINANCE	0550	INSURANCE STATE OWNED-0550	7709			\$ 268,850	\$ 268,850
INSURANCE EXAMINERS FUND	0552	INSURANCE STATE OWNED-0552	7710			\$ 145,159	\$ 145,159
DEPT OF INSURANCE DEDICATED	0566	INSURANCE STATE OWNED-0566	7711			\$ 504,696	\$ 504,696
PUBLIC SERVICE COMMISSION	0607	INSURANCE STATE OWNED-0607	5625			\$ 151,601	\$ 151,601
PROFESSIONAL REGISTRATION FEES	0689	INSURANCE STATE OWNED-0689	7712			\$ 365,935	\$ 365,935
GENERAL REVENUE	0101	JUDICIARY LEASING-0101	6083	\$ 2,426,019			\$ 2,426,019
JUDICIARY - FEDERAL	0137	JUDICIARY LEASING-0137	6084		\$ 27,897		\$ 27,897
JUDICIARY EDUCATION & TRAINING	0847	JUDICIARY LEASING-0847	6085			\$ 177,954	\$ 177,954
GENERAL REVENUE	0101	JUDICIARY STATE OWNED-0101	7789	\$ 463,551			\$ 463,551
GENERAL REVENUE	0101	DOLIR LEASING-0101	3229	\$ 8,282			\$ 8,282
HUMAN RIGHTS COMMISSION - FED	0117	DOLIR LEASING-0117	2464		\$ 14,071		\$ 14,071
DEPT OF LABOR RELATIONS ADMIN	0122	DOLIR LEASING-0122	2625		\$ 5,424		\$ 5,424
WORKERS COMPENSATION	0652	DOLIR LEASING-0652	3236			\$ 498,324	\$ 498,324

**FUND SUMMARY
FY 2024**

FUND NAME	FUND	APPROPRIATION NAME	APPROP	GENERAL REVENUE	FEDERAL	OTHER	TOTAL
UNEMPLOYMENT COMP ADMIN	0948	DOLIR LEASING-0948	3233		\$ 101,208	\$	101,208
GENERAL REVENUE	0101	DOLIR STATE OWNED-0101	7713	\$ 152,006		\$	152,006
HUMAN RIGHTS COMMISSION - FED	0117	DOLIR STATE OWNED-0117	7714		\$ 92,449	\$	92,449
DEPT OF LABOR RELATIONS ADMIN	0122	DOLIR STATE OWNED-0122	7715		\$ 739,654	\$	739,654
DIV OF LABOR STANDARDS FEDERAL	0186	DOLIR STATE OWNED-0186	7721		\$ 9,206	\$	9,206
WORKERS COMPENSATION	0652	DOLIR STATE OWNED-0652	7722			\$ 707,787	707,787
UNEMPLOYMENT COMP ADMIN	0948	DOLIR STATE OWNED-0948	7723		\$ 789,066	\$	789,066
SPECIAL EMPLOYMENT SECURITY	0949	DOLIR STATE OWNED-0949	7724			\$ 449,785	449,785
GENERAL REVENUE	0101	LEGISLATURE LEASING-0101	7488	\$ 12,932		\$	12,932
GENERAL REVENUE	0101	LEGISLATURE STATE OWNED-0101	7771	\$ 2,767,294		\$	2,767,294
GENERAL REVENUE	0101	MENTAL HEALTH LEASING-0101	0655	\$ 5,077,315		\$	5,077,315
GENERAL REVENUE	0102	MENTAL HEALTH LEASING-0102	0656	\$ -		\$	-
DEPT MENTAL HEALTH	0148	MENTAL HEALTH LEASING-0148		\$ -	\$ -	\$	-
GENERAL REVENUE	0101	MENTAL HEALTH STATE OWNED-0101	7751	\$ 1,203,362		\$	1,203,362
DEPT MENTAL HEALTH	0148	MENTAL HEALTH STATE OWNED-0148	7752		\$ 288,786	\$	288,786
HEALTH INITIATIVES	0275	MENTAL HEALTH STATE OWNED-0275	7754			\$ 8,849	8,849
GENERAL REVENUE	0101	MENTAL HEALTH INSTITUTIONAL-0101	7756	\$ 25,870,501		\$	25,870,501
GENERAL REVENUE	0101	DNR LEASING-0101	4305	\$ 678,055		\$	678,055
DEPT NATURAL RESOURCES	0140	DNR LEASING-0140	4306		\$ 1,917,168	\$	1,917,168
DNR COST ALLOCATION	0500	DNR LEASING-0500	4307			\$ 113,974	113,974
MO AIR EMISSION REDUCTION	0267	DNR LEASING-0267	5730			\$ 28,918	28,918
STATE PARKS EARNINGS	0415	DNR LEASING-0415	2929			\$ 107,212	107,212
HISTORIC PRESERVATION REVOLV	0430	DNR LEASING-0430	6802			\$ 35,132	35,132
NATURAL RESOURCES PROTECTION	0555	DNR LEASING-0555	6803			\$ 11,223	11,223
NRP-WATER POLLUTION PERMIT FEE	0568	DNR LEASING-0568	4308			\$ 126,196	126,196
SOLID WASTE MGMT-SCRAP TIRE	0569	DNR LEASING-0569	4309			\$ 37,055	37,055
SOLID WASTE MANAGEMENT	0570	DNR LEASING-0570	4310			\$ 186,963	186,963
METALLIC MINERALS WASTE MGMT	0575	DNR LEASING-0575	4311			\$ -	-
NRP-AIR POLLUTION ASBESTOS FEE	0584	DNR LEASING-0584	4312			\$ 20,829	20,829
PETROLEUM STORAGE TANK INS	0585	DNR LEASING-0585	4313			\$ 44,886	44,886
UNDERGROUND STOR TANK REG PROG	0586	DNR LEASING-0586	4314			\$ 13,453	13,453
NRP-AIR POLLUTION PERMIT FEE	0594	DNR LEASING-0594	4315			\$ 359,424	359,424
PARKS SALES TAX	0613	DNR LEASING-0613	4316			\$ 164,467	164,467
SOIL AND WATER SALES TAX	0614	DNR LEASING-0614	4317			\$ -	-
HAZARDOUS WASTE FUND	0676	DNR LEASING-0676	4321			\$ 179,480	179,480
SAFE DRINKING WATER FUND	0679	DNR LEASING-0679	4322			\$ 128,048	128,048
MINED LAND RECLAMATION	0906	DNR LEASING-0906	4326			\$ -	-
GENERAL REVENUE	0101	DNR STATE OWNED-0101	7688	\$ 735,744		\$	735,744
DEPT NATURAL RESOURCES	0140	DNR STATE OWNED-0140	7689		\$ 358,358	\$	358,358
DNR COST ALLOCATION	0500	DNR STATE OWNED-0500	7690			\$ 104,427	104,427
MO AIR EMISSION REDUCTION	0267	DNR STATE OWNED-0267	2974			\$ 62,653	62,653
STATE PARKS EARNINGS	0415	DNR STATE OWNED-0415				\$ -	-
HISTORIC PRESERVATION REVOLV	0430	DNR STATE OWNED-0430	2975			\$ -	-
NATURAL RESOURCES PROTECTION	0555	DNR STATE OWNED-0555	2976			\$ -	-

**FUND SUMMARY
FY 2024**

FUND NAME	FUND	APPROPRIATION NAME	APPROP	GENERAL REVENUE	FEDERAL	OTHER	TOTAL
NRP-WATER POLLUTION PERMIT FEE	0568	DNR STATE OWNED-0568	2982			\$ 164,281	\$ 164,281
SOLID WASTE MGMT-SCRAP TIRE	0569	DNR STATE OWNED-0569	2983			\$ 11,056	\$ 11,056
SOLID WASTE MANAGEMENT	0570	DNR STATE OWNED-0570	2986			\$ 26,105	\$ 26,105
METALLIC MINERALS WASTE MGMT	0575	DNR STATE OWNED-0575	2987			\$ 316	\$ 316
NRP-AIR POLLUTION ASBESTOS FEE	0584	DNR STATE OWNED-0584	2988			\$ 3,589	\$ 3,589
PETROLEUM STORAGE TANK INS	0585	DNR STATE OWNED-0585				\$ -	\$ -
UNDERGROUND STOR TANK REG PROG	0586	DNR STATE OWNED-0586				\$ -	\$ -
NRP-AIR POLLUTION PERMIT FEE	0594	DNR STATE OWNED-0594	3013			\$ 111,326	\$ 111,326
PARKS SALES TAX	0613	DNR STATE OWNED-0613				\$ -	\$ -
SOIL AND WATER SALES TAX	0614	DNR STATE OWNED-0614	3015			\$ 45,832	\$ 45,832
ENERGY SET ASIDE PROGRAM	0667	DNR STATE OWNED-0667	5624			\$ 41,028	\$ 41,028
HAZARDOUS WASTE FUND	0676	DNR STATE OWNED-0676	3016			\$ 39,987	\$ 39,987
SAFE DRINKING WATER FUND	0679	DNR STATE OWNED-0679	3020			\$ 170,118	\$ 170,118
MINED LAND RECLAMATION	0906	DNR STATE OWNED-0906	3024			\$ 14,036	\$ 14,036
ENERGY FUTURES FUND	0935	DNR STATE OWNED-0935	6065			\$ 991	\$ 991
GENERAL REVENUE	0101	ETHICS COMMISSION-0101	3271	\$ 87,878			\$ 87,878
OA REVOLVING ADMINISTRATIVE TR	0505	MULTI TENANT-0505	6194			\$ 173,423	\$ 173,423
OA REVOLVING ADMINISTRATIVE TR	0505	MULTI TENANT ST OWN-0505	2777			\$ 385,383	\$ 385,383
OA REVOLVING ADMINISTRATIVE TR	0505	MULTI TENANT INST-0505	3741			\$ 969,220	\$ 969,220
GENERAL REVENUE	0101	OFFICE OF ADMINISTRATION-0101	1059	\$ 1,371,185			\$ 1,371,185
STATE FACILITY MAINT & OPERAT	0501	OFFICE OF ADMINISTRATION-0501	1066			\$ 494,762	\$ 494,762
OA REVOLVING ADMINISTRATIVE TR	0505	OFFICE OF ADMINISTRATION-0505	1067			\$ 171,240	\$ 171,240
GENERAL REVENUE	0101	OA STATE OWNED-0101	7670	\$ 9,665,208			\$ 9,665,208
STATE FACILITY MAINT & OPERAT	0501	OA STATE OWNED-0501	7674			\$ 750,191	\$ 750,191
OA REVOLVING ADMINISTRATIVE TR	0505	OA STATE OWNED-0505				\$ -	\$ -
CHILDREN'S TRUST	0694	OA STATE OWNED-0694	7675			\$ 34,160	\$ 34,160
GENERAL REVENUE	0101	PUBLIC SAFETY LEASING-0101	6075	\$ 256,157			\$ 256,157
STATE EMERGENCY MANAGEMENT	0145	PUBLIC SAFETY LEASING-0145	7470		\$ 10,156		\$ 10,156
STATE EMERGENCY MANAGEMENT	2335	PUBLIC SAFETY LEASING-2335	7718		\$ 8,490		\$ 8,490
DHSS FEDERAL STIMULUS	2350	PUBLIC SAFETY LEASING-2350	9766		\$ 188,000		\$ 188,000
VETERANS' COMMISSION CI TRUST	0304	PUBLIC SAFETY LEASING-0304	8315			\$ 358,350	\$ 358,350
DIV OF ALCOHOL & TOBACCO CONTROL	0544	PUBLIC SAFETY LEASING-0544	1272			\$ 144,582	\$ 144,582
GENERAL REVENUE	0101	PUBLIC SAFETY STATE OWNED-0101	7728	\$ 385,621			\$ 385,621
STATE EMERGENCY MANAGEMENT	0145	PUBLIC SAFETY STATE OWNED-0145	7729		\$ -		\$ -
DIV OF ALCOHOL & TOBACCO CONTROL	0544	PUBLIC SAFETY STATE OWNED-0544	4447			\$ 170,768	\$ 170,768
SEMA-MISSOURI DISASTER	0663	PUBLIC SAFETY STATE OWNED-0663	9239		\$ -		\$ -
VETERANS' COMMISSION CI TRUST	0304	PUBLIC SAFETY STATE OWNED-0304	8316			\$ 185,675	\$ 185,675
GAMING COMMISSION FUND	0286	GAMING COMMISSION-0286	3198			\$ 545,588	\$ 545,588
GAMING COMMISSION FUND	0286	GAMING COMMISSION STATE OWNED-0286	7883			\$ 103,409	\$ 103,409
GENERAL REVENUE	0101	STATE HIGHWAY PATROL-0101	2006	\$ 255,344			\$ 255,344
DEPT OF PUBLIC SAFETY	0152	STATE HIGHWAY PATROL-0152	7879		\$ 10,842		\$ 10,842
STATE HWYS AND TRANS DEPT	0644	STATE HIGHWAY PATROL-0644	3194			\$ 1,513,035	\$ 1,513,035
STATE HWYS AND TRANS DEPT	0644	DPS HP STATE OWNED-0644	7740			\$ 344,768	\$ 344,768
GENERAL REVENUE	0101	DPS-SHP-INSTIT-0101	7741	\$ 562,826			\$ 562,826
STATE HWYS AND TRANS DEPT	0644	DPS-SHP-INSTIT-0644	7745			\$ 1,771,357	\$ 1,771,357

**FUND SUMMARY
FY 2024**

<i>FUND NAME</i>	<i>FUND</i>	<i>APPROPRIATION NAME</i>	<i>APPROP</i>	<i>GENERAL REVENUE</i>	<i>FEDERAL</i>	<i>OTHER</i>	<i>TOTAL</i>
ADJUTANT GENERAL-GR	0101	NATIONAL GUARD-0101	1277	\$ 40,312		\$	40,312
ADJUTANT GENERAL-FEDERAL	0190	NATIONAL GUARD-0190	3195		\$ 1,773,415	\$	1,773,415
FEDERAL DRUG SEIZURE	0194	NATIONAL GUARD-0194	6060			\$ 28,568	\$ 28,568
GENERAL REVENUE	0101	REVENUE LEASING-0101	6090	\$ 621,001		\$	621,001
GENERAL REVENUE	0101	REVENUE STATE OWNED-0101	7666	\$ 2,748,665		\$	2,748,665
LOTTERY ENTERPRISE	0657	LOTTERY LEASING-0657	3307			\$ 572,440	\$ 572,440
LOTTERY ENTERPRISE	0657	LOTTERY INSTITUTIONAL-0657	7669			\$ -	\$ -
GENERAL REVENUE	0101	SEC OF STATE LEASING-0101	6080	\$ 825,544		\$	825,544
LOCAL RECORDS PRESERVATION	0577	SEC OF STATE LEASING-0577	6081			\$ 3,938	\$ 3,938
GENERAL REVENUE	0101	SEC OF STATE STATE OWNED-0101	7773	\$ 1,595,723		\$	1,595,723
SEC OF ST TECHNOLOGY TRUST	0266	SEC OF STATE STATE OWNED-0266	7774			\$ 17,924	\$ 17,924
LOCAL RECORDS PRESERVATION	0577	SEC OF STATE STATE OWNED-0577	7775			\$ 9,242	\$ 9,242
INVESTOR EDUC & PROTECTION	0829	SEC OF STATE STATE OWNED-0829	7776			\$ 35,763	\$ 35,763
GENERAL REVENUE	0101	SOCIAL SERVICES LEASING-0101	1434	\$ 12,716,999		\$	12,716,999
DEPT OF SOC SERV FEDERAL & OTH	0610	SOCIAL SERVICES LEASING-0610	1435		\$ 7,023,246	\$	7,023,246
GENERAL REVENUE	0101	SOCIAL SRVS STATE OWNED-0101	7759	\$ 7,429,173		\$	7,429,173
TEMP ASSIST NEEDY FAM FEDERAL	0199	SOCIAL SRVS STATE OWNED-0199	7762		\$ 165,367	\$	165,367
HEALTH INITIATIVES	0275	SOCIAL SRVS STATE OWNED-0275	7763			\$ 22,063	\$ 22,063
DEPT OF SOC SERV FEDERAL & OTH	0610	SOCIAL SRVS STATE OWNED-0610	7764		\$ 891,787	\$	891,787
DOSS EDUCATIONAL IMPROVEMENT	0620	SOCIAL SRVS STATE OWNED-0620	7765			\$ 7,459	\$ 7,459
GENERAL REVENUE	0101	SOCIAL SRVS INSTITUTIONAL-0101	7769	\$ 4,425,598		\$	4,425,598
DEPT OF SOC SERV FEDERAL & OTH	0610	SOCIAL SRVS INSTITUTIONAL-0610	7770		\$ 980,549	\$	980,549
GENERAL REVENUE	0101	GOVERNORS OFFICE ST OWNED-0101	2662	\$ 733,871		\$	733,871
GENERAL REVENUE	0101	LT GOV OFFICE LEASING-0101	5619	\$ 58,662		\$	58,662
MO ARTS COUNCIL TRUST	0262	LT GOV OFFICE LEASING-0262	5618			\$ 78,141	\$ 78,141
GENERAL REVENUE	0101	LT GOV OFFICE ST OWNED-0101	2664	\$ 80,355		\$	80,355
STATE TREASURER'S GEN OPERATION	0164	TREASURER STATE OWNED-0164	7788			\$ 273,338	\$ 273,338
				\$ 108,156,675	\$ 28,368,130	\$ 18,329,658	\$ 154,854,463

**LEASED FACILITY REQUIREMENT
FY 2024**

LEASED FACILITIES													
LEASE ID	END DATE	COUNTY	CITY	ADDRESS	SPACE USE	SQ FT	CPSF	FTE	ANNUAL RENT	ANNUAL SERVICES	GENERAL REVENUE	FED	OTHER
AGRICULTURE													
01111549	06/30/26	BUCHANAN	ST JOSEPH	401 ILLINOIS AVE	OFFICE	2,400	\$ 11.15	0.00	\$ 26,760	\$ 5,118	\$ -	\$ -	\$ 31,878
02601089	06/30/20	COLE	JEFFERSON CITY	1327 HWY 179	WAREHOUSE	1,764	\$ 3.50	0.00	\$ 6,174	\$ -	\$ -	\$ -	\$ 6,174
03900466	06/30/28	GREENE	SPRINGFIELD	701 N MILLER	LAB	11,234	\$ 13.47	9.00	\$ 151,322	\$ 76,723	\$ 228,045	\$ -	\$ -
04811807	06/30/26	JACKSON	RAYTOWN	9620 E STATE ROUTE 350	LAB	1,170	\$ 11.18	0.00	\$ 13,081	\$ 2,497	\$ -	\$ -	\$ 15,578
06611602	05/31/18	MILLER	IBERIA	200 FIREHOUSE LANE	STORAGE	320	\$ 9.19	0.00	\$ 2,941	\$ 294	\$ -	\$ 3,235	\$ -
07200234	06/30/19	NEW MADRID	NEW MADRID	718 US HIGHWAY 61	LAB	2,523	\$ 9.85	13.70	\$ 24,852	\$ 8,088	\$ -	\$ -	\$ 32,940
08702505	06/30/18	RALLS	PERRY	100 EAST MARTIN	OFFICE	223	\$ 4.30	0.00	\$ 959	\$ 58	\$ -	\$ -	\$ 1,017
Real Estate Services Allocation									\$ 12,295	\$ -	\$ 9,124	\$ 133	\$ 3,038
NDI-MOSERS INCREASE									\$ 18	\$ -	\$ 14	\$ -	\$ 4
NDI-Essential Services									\$ 29,607	\$ -	\$ 21,300	\$ 273	\$ 8,034
NDI-Premises Maintenance									\$ 41,022	\$ -	\$ 32,372	\$ 364	\$ 8,286
FY24 Agriculture Lease Requirement						19,634	\$ 11.52	22.70	\$ 309,031	\$ 109,426	\$ 311,823	\$ 4,413	\$ 102,221
ATTORNEY GENERAL													
01611630	06/30/22	CAPE GIRARDEAU	CAPE GIRARDEAU	2311 BLOOMFIELD ROAD	OFFICE	2,533	\$ 14.36	9.00	\$ 36,374	\$ 10,154	\$ -	\$ 20,472	\$ 26,056
02600662	06/30/18	COLE	JEFFERSON CITY	JEFFERSON CITY - LOT 26	PARKING	-	\$ -	-	\$ 94,293	\$ 9,429	\$ 70,532	\$ 19,707	\$ 13,483
02600791	06/30/30	COLE	JEFFERSON CITY	200 MADISON	OFFICE	2,518	\$ 10.30	10.00	\$ 25,935	\$ 5,367	\$ -	\$ -	\$ 31,302
02601879	06/30/18	COLE	JEFFERSON CITY	211 W WALL WAY	PARKING	-	\$ -	-	\$ 5,850	\$ 585	\$ 6,435	\$ -	\$ -
02602364	06/30/24	COLE	JEFFERSON CITY	4720 SCRUGGS STATION RD	STORAGE	2,734	\$ 2.53	-	\$ 6,917	\$ 1,203	\$ 8,120	\$ -	\$ -
28202602	06/30/22	COLE	JEFFERSON CITY	212-222 W MCCARTY ST	PARKING	-	\$ -	-	\$ 17,640	\$ 1,764	\$ 19,404	\$ -	\$ -
88602601	06/30/22	COLE	JEFFERSON CITY	216-222 REAR MCCARTY	PARKING	-	\$ -	-	\$ 2,352	\$ 235	\$ 2,587	\$ -	\$ -
02600662	07/31/96	COLE	JEFFERSON CITY	CITY OF JEFFERSON LOT 26	PARKING	-	\$ -	-	\$ 1,899	\$ 190	\$ 2,089	\$ -	\$ -
03900710	06/30/18	GREENE	SPRINGFIELD	305 & 405 W OLIVE	PARKING	-	\$ -	-	\$ 7,504	\$ 750	\$ 3,564	\$ 2,064	\$ 2,626
04811698	06/30/20	JACKSON	KANSAS CITY	1119 CHERRY ST	PARKING	-	\$ -	-	\$ 9,903	\$ 990	\$ 10,893	\$ -	\$ -
11501723	10/12/22	ST. LOUIS CITY	ST. LOUIS	OLD POST OFFICE-815 OLIVE ST	OFFICE	24,190	\$ 15.25	83.00	\$ 368,898	\$ 58,963	\$ 239,587	\$ 81,294	\$ 106,980
11502732	12/31/32	ST. LOUIS CITY	ST. LOUIS	OLD POST OFFICE-815 OLIVE ST	OFFICE	4,574	\$ 20.63	-	\$ 94,362	\$ 14,154	\$ -	\$ -	\$ 108,516
11501808	06/30/18	ST. LOUIS CITY	ST. LOUIS	OLD POST OFFICE-911 OLIVE ST	PARKING	-	\$ -	-	\$ 89,981	\$ 13,497	\$ 61,876	\$ 15,522	\$ 26,080
Real Estate Services Allocation									\$ 35,793	\$ -	\$ 17,819	\$ 5,261	\$ 12,713
NDI-MOSERS INCREASE									\$ 56	\$ -	\$ 29	\$ 8	\$ 19
NDI-Essential Services									\$ 81,142	\$ -	\$ 41,596	\$ 10,742	\$ 28,804
NDI-Premises Maintenance									\$ 112,254	\$ -	\$ 63,217	\$ 14,353	\$ 34,684
FY24 Attorney General Lease Requirement						36,549	\$ 20.85	102.00	\$ 991,153	\$ 214,748	\$ 608,943	\$ 173,898	\$ 423,060
AUDITOR													
03900710	06/30/18	GREENE	SPRINGFIELD	305 W. OLIVE, 405 W. OLIVE	PARKING	-	\$ -	-	\$ 2,524	\$ -	\$ 2,524	\$ -	\$ -
04811698	06/30/20	JACKSON	KANSAS CITY	1119 CHERRY STREET	PARKING	-	\$ -	-	\$ 3,980	\$ -	\$ 3,980	\$ -	\$ -
11501821	06/30/19	ST LOUIS CITY	ST. LOUIS	604 PINE ST	PARKING	-	\$ -	-	\$ 3,161	\$ -	\$ 3,161	\$ -	\$ -
Real Estate Services Allocation									\$ 487	\$ -	\$ 487	\$ -	\$ -
NDI-MOSERS INCREASE									\$ 1	\$ -	\$ 1	\$ -	\$ -
NDI-Essential Services									\$ 1,140	\$ -	\$ 1,140	\$ -	\$ -
NDI-Premises Maintenance									\$ 1,733	\$ -	\$ 1,733	\$ -	\$ -
FY24 Auditor Lease Requirement						-	N/A	-	\$ 16,688	\$ -	\$ 16,688	\$ -	\$ -
CORRECTIONS													
00101150	06/30/23	ADAIR	KIRKSVILLE	516 S MAIN ST	OFFICE	2,336	\$ 11.50	7.00	\$ 26,864	\$ 6,737	\$ 33,601	\$ -	\$ -
00402220	06/30/20	AUDRAIN	MEXICO	101 N JEFFERSON	OFFICE	250	\$ 4.80	2.00	\$ 1,200	\$ 180	\$ 1,380	\$ -	\$ -
00502624	06/30/26	BARRY	CASSVILLE	3200 County Farm Rd, Suite B	OFFICE	3,894	\$ 12.89	13.00	\$ 50,194	\$ 16,771	\$ 66,965	\$ -	\$ -
00601104	06/30/23	BARTON	LAMAR	501 & 503 13TH STREET	OFFICE	972	\$ 10.28	2.00	\$ 9,992	\$ 3,566	\$ 13,558	\$ -	\$ -
00701305	06/30/18	BATES	BUTLER	2-4 WEST OHIO STREET	OFFICE	1,307	\$ 9.94	2.00	\$ 12,992	\$ 6,151	\$ 19,143	\$ -	\$ -
00811634	06/30/23	BENTON	WARSAW	1649 COMMERCIAL, UNIT #1	OFFICE	1,903	\$ 7.02	6.00	\$ 13,359	\$ 7,076	\$ 20,435	\$ -	\$ -
00900384	06/30/20	BOLLINGER	MARBLE HILL	602 HIGHWAY 34 WEST	OFFICE	100	\$ 8.12	2.00	\$ 812	\$ 426	\$ 1,238	\$ -	\$ -
01011536	06/30/26	BOONE	COLUMBIA	1903 NORTH PROVIDENCE ROAD	OFFICE	10,102	\$ 14.00	49.00	\$ 141,428	\$ 39,531	\$ 180,959	\$ -	\$ -
01100335	06/30/18	BUCHANAN	ST JOSEPH	6TH & JULES	PARKING	-	\$ -	-	\$ 4,416	\$ -	\$ 4,416	\$ -	\$ -
01101316	06/30/22	BUCHANAN	ST. JOSEPH	902 EDMONDS STREET	OFFICE	881	\$ 10.51	13.00	\$ 9,259	\$ 998	\$ 10,257	\$ -	\$ -
01101316	06/30/22	BUCHANAN	ST. JOSEPH	902 EDMONDS STREET	OFFICE	11,413	\$ 10.51	-	\$ 119,951	\$ 12,931	\$ 132,882	\$ -	\$ -
01500065	06/30/22	CAMDEN	CAMDENTON	409 WEST HIGHWAY 54	OFFICE	5,733	\$ 9.40	12.50	\$ 53,890	\$ 21,118	\$ 75,008	\$ -	\$ -
01602571	06/30/27	CAPE GIRARDEAU	CAPE GIRARDEAU	471 Siemers Drive	OFFICE	7,622	\$ 10.80	27.50	\$ 82,318	\$ 28,060	\$ 110,378	\$ -	\$ -
01701301	06/30/18	CARROLL	CARROLLTON	1303 N HWY 65	OFFICE	595	\$ 9.35	2.00	\$ 5,563	\$ 3,477	\$ 9,040	\$ -	\$ -
98701902	06/30/18	CASS	BELTON	836 NORTH SCOTT AVE	OFFICE	6,173	\$ 10.00	27.00	\$ 61,730	\$ 33,288	\$ 95,018	\$ -	\$ -
02201599	12/31/18	CHRISTIAN	NIXA	301-3, 301-4 & 301-5 HWY CC	OFFICE	4,165	\$ 7.43	17.00	\$ 30,946	\$ 11,157	\$ 42,103	\$ -	\$ -
02400134	06/30/24	CLAY	LIBERTY	910 KENT	OFFICE	8,914	\$ 11.88	38.00	\$ 105,898	\$ 29,993	\$ 135,891	\$ -	\$ -
02611662	06/30/23	COLE	JEFFERSON CITY	2728 PLAZA DRIVE UPPER LEVEL	OFFICE	5,992	\$ 9.30	24.00	\$ 55,726	\$ 15,809	\$ 71,535	\$ -	\$ -

**LEASED FACILITY REQUIREMENT
FY 2024**

LEASED FACILITIES													
LEASE ID	END DATE	COUNTY	CITY	ADDRESS	SPACE USE	SQ FT	CPSF	FTE	ANNUAL RENT	ANNUAL SERVICES	GENERAL REVENUE	FED	OTHER
CORRECTIONS-CONTINUED													
02600843	06/30/23	COLE	JEFFERSON CITY	2728 PLAZA DRIVE LOWER LEVEL	OFFICE	5,195	\$ 9.01	21.00	\$ 46,807	\$ 13,631	\$ 60,438	\$ -	\$ -
02601412	06/30/24	COLE	JEFFERSON CITY	2715 AND 2729 PLAZA DRIVE	OFFICE	39,549	\$ 9.85	150.00	\$ 389,558	\$ 102,578	\$ 492,136	\$ -	\$ -
02611686	06/30/24	COLE	JEFFERSON CITY	2715 AND 2729 PLAZA DRIVE	WAREHOUSE	31,801	\$ 2.20	5.00	\$ 69,962	\$ 55,002	\$ 124,964	\$ -	\$ -
02611686	06/30/24	COLE	JEFFERSON CITY	2716 AND 2729 PLAZA DRIVE	WAREHOUSE	3,500	\$ 2.20	-	\$ 7,700	\$ -	\$ 7,700	\$ -	\$ -
02601531	06/30/23	COLE	JEFFERSON CITY	312 WILSON DRIVE	WAREHOUSE	50,210	\$ 4.30	-	\$ 215,903	\$ 95,689	\$ -	\$ -	\$ 311,592
02602229	06/30/24	COLE	JEFFERSON CITY	3400 KNIPP DR	OFFICE	17,609	\$ 9.00	60.00	\$ 158,481	\$ 58,708	\$ 217,189	\$ -	\$ -
02602230	06/30/27	COLE	JEFFERSON CITY	3411-B KNIPP DR	OFFICE	7,136	\$ 10.57	35.00	\$ 75,428	\$ 23,911	\$ 99,339	\$ -	\$ -
02711666	06/30/23	COOPER	BOONVILLE	479 COLONEL SANDERS LANE	OFFICE	1,600	\$ 10.00	4.00	\$ 16,000	\$ 8,776	\$ 24,776	\$ -	\$ -
02802504	06/30/27	CRAWFORD	STEELVILLE	101 S. 1ST STREET	OFFICE	3,990	\$ 9.01	12.00	\$ 35,950	\$ 12,935	\$ 48,885	\$ -	\$ -
02902721	06/30/18	DADE	GREENFIELD	2 NORTH MAIN STREET	OFFICE	150	\$ 4.62	1.00	\$ 693	\$ 334	\$ 1,027	\$ -	\$ -
03202053	06/30/25	DEKALB	CAMERON	207 E. MCELWAIN DR.	OFFICE	2,320	\$ 9.75	8.00	\$ 22,620	\$ 6,340	\$ 28,960	\$ -	\$ -
03502529	06/30/23	DUNKLIN	MALDEN	1905 NORTH DOUGLAS	OFFICE	1,500	\$ 10.41	4.00	\$ 15,615	\$ 5,416	\$ 21,031	\$ -	\$ -
03600586	06/30/20	FRANKLIN	UNION	3 TRUMAN COURT	OFFICE	6,852	\$ 9.75	30.00	\$ 66,807	\$ 19,926	\$ 86,733	\$ -	\$ -
03900344	06/30/24	GREENE	SPRINGFIELD	2530 SOUTH CAMPBELL	OFFICE	21,429	\$ 13.75	59.00	\$ 294,649	\$ 70,585	\$ 365,234	\$ -	\$ -
03911547	06/30/28	GREENE	SPRINGFIELD	2442 N BOLIVAR	OFFICE	6,146	\$ 16.25	37.00	\$ 99,873	\$ 20,566	\$ 120,439	\$ -	\$ -
04000801	06/30/23	GRUNDY	TRENTON	1601 EAST 30TH STREET	OFFICE	2,862	\$ 9.98	7.00	\$ 28,563	\$ 9,918	\$ 38,481	\$ -	\$ -
04201729	06/30/19	HENRY	CLINTON	104 W. JEFFERSON	OFFICE	1,400	\$ 6.00	7.00	\$ 8,400	\$ 5,669	\$ 14,069	\$ -	\$ -
04502593	06/30/24	HOWARD	FAYETTE	600 WEST MORRISON	OFFICE	600	\$ 6.00	1.00	\$ 3,600	\$ 1,552	\$ 5,152	\$ -	\$ -
04600268	06/30/21	HOWELL	WEST PLAINS	1580 IMPERIAL CENTER	OFFICE	5,610	\$ 9.00	19.00	\$ 50,490	\$ 17,837	\$ 68,327	\$ -	\$ -
04700834	06/30/24	IRON	IRONTON	202 PARK DRIVE	OFFICE	350	\$ 7.80	1.00	\$ 2,730	\$ 1,182	\$ 3,912	\$ -	\$ -
04800299	06/30/25	JACKSON	KANSAS CITY	1330 BRUSH CREEK BLVD	OFFICE	9,981	\$ 14.43	24.00	\$ 144,026	\$ 55,108	\$ 199,134	\$ -	\$ -
04801419	06/30/23	JACKSON	INDEPENDENCE	14440 E. 42ND ST.	OFFICE	9,203	\$ 14.98	30.00	\$ 137,861	\$ 36,942	\$ 174,803	\$ -	\$ -
04801639	10/31/22	JACKSON	KANSAS CITY	1730 PROSPECT AVE	OFFICE	10,895	\$ 14.88	34.50	\$ 162,118	\$ 23,143	\$ 185,261	\$ -	\$ -
04811511	06/30/22	JACKSON	KANSAS CITY	1401 OAK ST	PARKING	-	\$ -	-	\$ 36,000	\$ -	\$ 36,000	\$ -	\$ -
04900530	06/30/23	JASPER	JOPLIN	1919 NORTH RANGE LINE	OFFICE	9,391	\$ 9.24	29.00	\$ 86,773	\$ 37,129	\$ 123,902	\$ -	\$ -
05000164	06/30/24	JEFFERSON	HILLSBORO	4621 YEAGER ROAD	OFFICE	8,566	\$ 9.75	35.00	\$ 83,519	\$ 33,411	\$ 116,930	\$ -	\$ -
05100004	12/31/21	JOHNSON	WARRENSBURG	505 N RIDGEVIEW	OFFICE	5,178	\$ 9.23	15.00	\$ 47,793	\$ 19,499	\$ 67,292	\$ -	\$ -
05311838	06/30/27	LACLEDE	LEBANON	1310 E ROUTE 66	OFFICE	3,900	\$ 15.53	-	\$ 60,567	\$ 20,719	\$ 81,286	\$ -	\$ -
05401782	06/30/27	LAFAYETTE	LEXINGTON	1102 MAIN ST	OFFICE	3,946	\$ 9.38	16.00	\$ 37,013	\$ 20,690	\$ 57,703	\$ -	\$ -
05501689	06/30/27	LAWRENCE	AURORA	25 & 27 WEST LOCUST ST	OFFICE	3,568	\$ 7.35	11.00	\$ 26,225	\$ 14,897	\$ 41,122	\$ -	\$ -
05700850	06/30/21	LINCOLN	TROY	311 TRAVIS BLVD	OFFICE	5,843	\$ 9.55	20.00	\$ 55,801	\$ 22,191	\$ 77,992	\$ -	\$ -
05801442	06/30/23	LINN	BROOKFIELD	301 BURNHAM ST	OFFICE	2,218	\$ 7.46	6.00	\$ 16,546	\$ 11,044	\$ 27,590	\$ -	\$ -
05900168	06/30/22	LIVINGSTON	CHILLICOTHE	98 WASHINGTON ST	OFFICE	1,691	\$ 10.00	3.00	\$ 16,910	\$ 4,513	\$ 21,423	\$ -	\$ -
06100821	06/30/26	MACON	MACON	1716-1718 N. PROSPECT	OFFICE	4,463	\$ 9.90	8.00	\$ 44,184	\$ 16,140	\$ 60,324	\$ -	\$ -
06201856	06/30/21	MADISON	FREDERICKTOWN	124 N MAIN ST	OFFICE	300	\$ 6.80	3.00	\$ 2,040	\$ 204	\$ 2,244	\$ -	\$ -
06600815	06/30/24	MILLER	ELDON	6 SOUTH INDUSTRIAL PARK	OFFICE	1,832	\$ 9.45	5.00	\$ 17,312	\$ 7,335	\$ 24,647	\$ -	\$ -
06602062	06/30/23	MILLER	LAKE OZARK	101 CROSSINGS WEST DR	OFFICE	2,100	\$ 10.50	7.00	\$ 22,050	\$ 7,396	\$ 29,446	\$ -	\$ -
07101874	06/30/18	MORGAN	VERSAILLES	203 SOUTH HIGHWAY 5	OFFICE	1,662	\$ 5.80	8.00	\$ 9,640	\$ 8,154	\$ 17,794	\$ -	\$ -
07301063	06/30/24	NEWTON	NEOSHO	1845 LAQUESTA DRIVE	OFFICE	4,567	\$ 10.50	18.00	\$ 47,954	\$ 20,413	\$ 68,367	\$ -	\$ -
07402243	06/30/21	NODAWAY	MARYVILLE	115 E 4TH ST	OFFICE	2,180	\$ 9.30	7.00	\$ 20,274	\$ 11,391	\$ 31,665	\$ -	\$ -
88607802	12/31/18	PEMISCOT	CARUTHERSVILLE	911 HIGHWAY 84 WEST	OFFICE	3,735	\$ 9.37	9.00	\$ 34,997	\$ 14,002	\$ 48,999	\$ -	\$ -
07900549	06/30/18	PERRY	PERRYVILLE	12 EAST WICHERN RD	OFFICE	1,330	\$ 11.44	6.00	\$ 15,215	\$ 3,124	\$ 18,339	\$ -	\$ -
08000962	06/30/24	PETTIS	SEDALIA	205 THOMPSON ROAD	OFFICE	5,500	\$ 9.00	13.00	\$ 49,500	\$ 21,548	\$ 71,048	\$ -	\$ -
08100731	06/30/22	PHELPS	ROLLA	1101-1111 KINGSHIGHWAY	OFFICE	5,120	\$ 9.83	22.00	\$ 50,330	\$ 18,744	\$ 69,074	\$ -	\$ -
08201307	06/30/22	PIKE	BOWLING GREEN	1610 BUSINESS 54 WEST	OFFICE	970	\$ 6.50	3.00	\$ 6,305	\$ 3,508	\$ 9,813	\$ -	\$ -
08302054	06/30/19	PLATTE	PLATTE CITY	1120 BRANCH ST	OFFICE	1,134	\$ 12.70	3.00	\$ 14,402	\$ 6,474	\$ 20,876	\$ -	\$ -
08500385	06/30/24	PULASKI	WAYNESVILLE	712 HISTORIC 66 WEST	OFFICE	1,820	\$ 9.10	6.00	\$ 16,562	\$ 8,274	\$ 24,836	\$ -	\$ -
08811646	06/30/24	RANDOLPH	MOBERLY	1317 E HIGHWAY 24, SUITE B	OFFICE	3,823	\$ 8.89	11.50	\$ 33,986	\$ 17,181	\$ 51,167	\$ -	\$ -
08901088	06/30/26	RAY	RICHMOND	901 E LEXINGTON	OFFICE	908	\$ 9.00	4.00	\$ 8,172	\$ 3,352	\$ 11,524	\$ -	\$ -
09700812	06/30/24	SALINE	MARSHALL	1239 SANTE FE TRAIL	OFFICE	4,150	\$ 11.07	8.00	\$ 45,941	\$ 17,503	\$ 63,444	\$ -	\$ -
10001064	06/30/23	SCOTT	SIKESTON	102 ARTHUR DRIVE	OFFICE	6,461	\$ 9.98	18.00	\$ 64,481	\$ 25,414	\$ 89,895	\$ -	\$ -
09200463	06/30/20	ST. CHARLES	ST CHARLES	211 COMPASS POINT DRIVE	OFFICE	11,041	\$ 14.95	52.00	\$ 165,063	\$ 41,119	\$ 206,182	\$ -	\$ -
09401266	06/30/24	ST. FRANCOIS	FARMINGTON	901 PROGRESS DR	SCHOOL	7,417	\$ 10.25	16.00	\$ 76,024	\$ 23,729	\$ 99,753	\$ -	\$ -
09511601	06/30/27	ST. GENEVIEVE	ST. GENEVIEVE	295 BROOKS STREET	OFFICE	680	\$ 1.32	2.00	\$ 898	\$ 90	\$ 988	\$ -	\$ -
09601042	06/30/27	ST. LOUIS	ST LOUIS	9441 DIELMAN ROCK ISLAND	OFFICE	12,104	\$ 13.75	48.00	\$ 166,430	\$ 57,567	\$ 223,997	\$ -	\$ -
11500493	06/30/18	ST. LOUIS CITY	ST LOUIS	1430 OLIVE STREET	PARKING	-	\$ -	-	\$ 5,880	\$ -	\$ 5,880	\$ -	\$ -
11500532	06/30/18	ST. LOUIS CITY	ST LOUIS	1500 PINE	PARKING	-	\$ -	-	\$ 4,872	\$ -	\$ 4,872	\$ -	\$ -
11501528	06/30/18	ST. LOUIS CITY	ST LOUIS	421 SOUTH 11 ST	PARKING	-	\$ -	-	\$ 9,600	\$ -	\$ 9,600	\$ -	\$ -
11502228	06/30/18	ST. LOUIS CITY	ST LOUIS	1115 CLARK AVE	PARKING	-	\$ -	-	\$ 8,640	\$ -	\$ 8,640	\$ -	\$ -

**LEASED FACILITY REQUIREMENT
FY 2024**

LEASED FACILITIES													
LEASE ID	END DATE	COUNTY	CITY	ADDRESS	SPACE USE	SQ FT	CPSF	FTE	ANNUAL RENT	ANNUAL SERVICES	GENERAL REVENUE	FED	OTHER
CORRECTIONS-CONTINUED													
11502475	06/30/32	ST. LOUIS CITY	ST LOUIS	3101 CHOTEAU AVE	PARKING	-	\$ -	-	\$ 5,040	\$ -	\$ 5,040	\$ -	\$ -
10301015	06/30/24	STODDARD	DEXTER	1003 WILDWOOD DRIVE	OFFICE	4,562	\$ 8.84	10.00	\$ 40,328	\$ 10,846	\$ 51,174	\$ -	\$ -
88610402	06/30/20	STONE	GALENA	30832 HWY 413	OFFICE	2,059	\$ 10.74	15.00	\$ 22,114	\$ 10,461	\$ 32,575	\$ -	\$ -
10611699	06/30/25	TANEY	BRANSON	3027 HWY MO-76	OFFICE	6,585	\$ 11.28	22.00	\$ 74,279	\$ 27,870	\$ 102,149	\$ -	\$ -
10701017	06/30/22	TEXAS	HOUSTON	16798 OAK HILLS DRIVE	OFFICE	1,390	\$ 8.99	5.00	\$ 12,496	\$ 5,524	\$ 18,020	\$ -	\$ -
10800456	06/30/27	VERNON	NEVADA	330 S. PREWITT	OFFICE	4,795	\$ 13.50	19.00	\$ 64,733	\$ 22,821	\$ 87,554	\$ -	\$ -
10900092	06/30/23	WARREN	WARRENTON	3409 N HWY 47	OFFICE	2,334	\$ 9.90	5.00	\$ 23,107	\$ 10,460	\$ 33,567	\$ -	\$ -
11002661	06/30/24	WASHINGTON	POTOSI	23 SOUTHTOWNE DRIVE	OFFICE	3,902	\$ 9.99	14.00	\$ 38,981	\$ 15,594	\$ 54,575	\$ -	\$ -
11201899	06/30/23	WEBSTER	MARSHFIELD	201 E. WASHINGTON	OFFICE	788	\$ 8.38	2.00	\$ 6,603	\$ 3,525	\$ 10,128	\$ -	\$ -
11411610	06/30/23	WRIGHT	HARTVILLE	124 S MAIN	OFFICE	1,500	\$ 8.00	8.00	\$ 12,000	\$ 8,508	\$ 20,508	\$ -	\$ -
Real Estate Services Allocation						-	-	-	252,004	-	\$ 241,893	\$ -	\$ 10,111
NDI-ERTC - Farmington									\$ 1,600,000	\$ -	\$ 1,600,000	\$ -	\$ -
NDI-MOSERS INCREASE									\$ 390	\$ -	\$ 374	\$ -	\$ 16
NDI-Essential Services									\$ 587,566	\$ -	\$ 564,651	\$ -	\$ 22,915
NDI-Premises Maintenance									\$ 885,746	\$ -	\$ 858,153	\$ -	\$ 27,593
FY24 Corrections Lease Requirement						467,753	\$ 9.72	1,306.00	\$ 7,873,658	\$ 2,329,156	\$ 9,866,247	\$ -	\$ 336,567
ECONOMIC DEVELOPMENT													
02602364	06/30/24	COLE	JEFFERSON CITY	4720 SCRUGGS STATION RD	WAREHOUSE	1,273	\$ 2.53	-	\$ 3,221	\$ 1,277	\$ 55	\$ -	\$ 4,443
03911753	01/31/25	GREENE	SPRINGFIELD	405 N JEFFERSON AVENUE	OFFICE	120	\$ 15.00	-	\$ 1,800	\$ 270	\$ 2,070	\$ -	\$ -
04811698	06/30/20	JACKSON	KANSAS CITY	1119 CHERRY STREET	PARKING	-	\$ -	-	\$ 901	\$ 90	\$ 991	\$ -	\$ -
Real Estate Services Allocation									\$ 270	\$ -	\$ 79	\$ -	\$ 191
NDI-MOSERS INCREASE									\$ -	\$ -	\$ -	\$ -	\$ -
NDI-Essential Services									\$ 679	\$ -	\$ 182	\$ -	\$ 497
NDI-Premises Maintenance									\$ 796	\$ -	\$ 276	\$ -	\$ 520
FY24 Economic Development Lease Requirement						1,393	\$ 4.25	-	\$ 7,667	\$ 1,405	\$ 2,663	\$ -	\$ 6,409
ELEMENTARY & SECONDARY EDUCATION													
00101265	06/30/24	ADAIR	KIRKSVILLE	1612 NORTH OSTEOPATHY	OFFICE	1,799	\$ 9.40	6.00	\$ 16,911	\$ 6,073	\$ -	\$ 22,984	\$ -
01011545	06/30/23	BOONE	COLUMBIA	900 W NIFONG - DULT LEARNING	OFFICE	4,347	\$ 15.75	18.00	\$ 68,465	\$ 17,436	\$ -	\$ 85,901	\$ -
01011545	06/30/23	BOONE	COLUMBIA	900 W NIFONG - OFFICE OF CHILDHOC	OFFICE	1,303	\$ 15.75	-	\$ 20,522	\$ 5,226	\$ -	\$ 25,748	\$ -
01100335	06/30/18	BUCHANAN	ST JOSEPH	6TH & JULES	PARKING	-	\$ -	-	\$ 5,888	\$ -	\$ -	\$ 5,888	\$ -
01200374	06/30/20	BUTLER	POPLAR BLUFF	1903 NORTHWOOD	OFFICE	905	\$ 10.34	2.00	\$ 9,358	\$ 3,140	\$ -	\$ 12,498	\$ -
01600735	06/30/24	CAPE GIRARDEAU	CAPE GIRARDEAU	3014 & 3102 BLATTNER RD	OFFICE	22,890	\$ 9.75	73.00	\$ 223,178	\$ 78,799	\$ -	\$ 301,977	\$ -
01602571	06/30/27	CAPE GIRARDEAU	CAPE GIRARDEAU	471 SIEMERS DR	OFFICE	1,331	\$ 10.80	42.94	\$ 14,375	\$ 6,896	\$ -	\$ 21,271	\$ -
02402621	06/30/25	CLAY	KANSAS CITY	8030 NORTH OAK TRAFFICWAY	OFFICE	4,485	\$ 12.00	12.00	\$ 53,820	\$ 17,303	\$ -	\$ 71,123	\$ -
02600137	06/30/26	COLE	JEFFERSON CITY	3024 DUPONT CIRCLE	OFFICE	19,529	\$ 7.94	43.00	\$ 155,060	\$ 58,362	\$ -	\$ 213,422	\$ -
02600662	06/30/18	COLE	JEFFERSON CITY	CITY OF JEFFERSON LOT 26	PARKING	-	\$ -	-	\$ 481	\$ -	\$ 481	\$ -	\$ -
02600813	06/30/24	COLE	JEFFERSON CITY	1500 SOUTHRIDGE DR	OFFICE	25,627	\$ 8.95	78.00	\$ 229,362	\$ 86,171	\$ -	\$ 315,533	\$ -
02602364	06/30/24	COLE	JEFFERSON CITY	4720 SCRUGGS STATION ROAD	WAREHOUSE	3,054	\$ 2.53	-	\$ 7,727	\$ 2,184	\$ -	\$ 9,911	\$ -
02611530	01/31/23	COLE	JEFFERSON CITY	3216 EMERALD LANE	OFFICE	3,000	\$ 10.07	8.00	\$ 30,210	\$ 10,909	\$ 41,119	\$ -	\$ -
03300270	06/30/20	DENT	SALEM	100 SOUTH WARFEL ST.	SCHOOL	4,890	\$ 9.99	6.00	\$ 48,851	\$ 21,035	\$ 69,886	\$ -	\$ -
03500106	06/30/20	DUNKLIN	CLARKTON	111 HIGHWAY 162	SCHOOL	7,266	\$ 8.46	10.00	\$ 61,470	\$ 5,532	\$ 67,002	\$ -	\$ -
03900909	06/30/22	GREENE	SPRINGFIELD	1735 W CATALPA ST	OFFICE	3,747	\$ 12.00	11.00	\$ 44,964	\$ 19,340	\$ -	\$ 64,304	\$ -
03901286	06/30/24	GREENE	SPRINGFIELD	613 E. KEARNEY	OFFICE	3,713	\$ 10.08	14.00	\$ 37,427	\$ 18,869	\$ -	\$ 56,296	\$ -
03902738	06/30/30	GREENE	SPRINGFIELD	1900 E. DIVISION ST	OFFICE	18,705	\$ 11.01	83.00	\$ 205,942	\$ 66,749	\$ -	\$ 272,691	\$ -
04600620	06/30/21	HOWELL	WEST PLAINS	3415 AND 3417 DIVISION DR.	OFFICE	1,858	\$ 10.51	6.00	\$ 19,528	\$ 6,947	\$ -	\$ 26,475	\$ -
52304604	06/30/24	HOWELL	WEST PLAINS	1715 WAYHAVEN DR	SCHOOL	4,739	\$ 10.20	9.00	\$ 48,338	\$ 25,100	\$ 73,438	\$ -	\$ -
04802081	06/30/22	JACKSON	BLUE SPRINGS	1501 NW JEFFERSON	OFFICE	4,129	\$ 14.46	9.00	\$ 59,705	\$ 16,709	\$ -	\$ 38,207	\$ 38,207
04811698	06/30/20	JACKSON	KANSAS CITY	1119 CHERRY ST	PARKING	-	\$ -	-	\$ 4,500	\$ -	\$ -	\$ 4,500	\$ -
04900570	06/30/27	JASPER	JOPLIN	801 E 15TH ST	OFFICE	2,795	\$ 11.73	9.00	\$ 32,785	\$ 13,060	\$ -	\$ 45,845	\$ -
50705902	06/30/26	LIVINGSTON	CHILLICOTHE	603 WEST MOHAWK RD	OFFICE	2,497	\$ 15.69	6.00	\$ 39,178	\$ 15,258	\$ -	\$ 54,436	\$ -
06100821	06/30/26	MACON	MACON	1716 - 1718 N. PROSPECT DR	OFFICE	911	\$ 9.90	6.00	\$ 9,019	\$ 3,733	\$ -	\$ 12,752	\$ -
50706402	06/30/26	MARION	HANNIBAL	112 JAYCEE DR	OFFICE	2,500	\$ 11.96	4.50	\$ 29,900	\$ 12,335	\$ -	\$ 42,235	\$ -
06600232	06/30/26	MILLER	ELDON	114 N SPRUCE	SCHOOL	3,850	\$ 9.35	6.00	\$ 35,998	\$ 16,661	\$ 52,659	\$ -	\$ -
50708002	10/31/22	PETTIS	SEDALIA	2115 WEST BROADWAY	OFFICE	4,520	\$ 9.08	13.00	\$ 41,042	\$ 11,390	\$ -	\$ 52,432	\$ -
08100731	06/30/27	PHELPS	ROLLA	1101-1111 KINGSHIGHWAY	OFFICE	3,454	\$ 9.84	8.00	\$ 33,987	\$ 9,429	\$ -	\$ 43,416	\$ -
99909201	06/30/28	ST. CHARLES	ST CHARLES	3737 TRUMAN BLVD	OFFICE	3,519	\$ 8.89	12.00	\$ 31,284	\$ 14,413	\$ -	\$ 45,697	\$ -
09401266	06/30/24	ST. FRANCOIS	FARMINGTON	901 PROGRESS DR	OFFICE	2,745	\$ 10.25	10.00	\$ 28,136	\$ 9,846	\$ -	\$ 37,982	\$ -
11511525	06/30/23	ST LOUIS CITY	ST LOUIS	4041 FOREST PARK AVE	OFFICE	600	\$ 50.54	1.00	\$ 30,324	\$ 4,336	\$ 34,660	\$ -	\$ -
10301182	06/30/21	STODDARD	DEXTER	910 NINA ST	SCHOOL	4,926	\$ 13.06	4.00	\$ 64,334	\$ 19,002	\$ 83,336	\$ -	\$ -

**LEASED FACILITY REQUIREMENT
FY 2024**

LEASED FACILITIES														
LEASE ID	END DATE	COUNTY	CITY	ADDRESS	SPACE USE	SQ FT	CPSF	FTE	ANNUAL RENT	ANNUAL SERVICES	GENERAL REVENUE	FED	OTHER	
ELEMENTARY & SECONDARY EDUCATION-CONTINUED														
10801184	06/30/21	VERNON	NEVADA	621 EAST HIGHLAND	OFFICE	1,202	\$ 9.67	5.00	\$ 11,623	\$ 4,595	\$ -	\$ 16,218	\$ -	
52311401	06/30/24	WRIGHT	MT GROVE	502 W 5TH ST	SCHOOL	2,500	\$ 11.33	8.00	\$ 28,325	\$ 15,674	\$ 43,999	\$ -	\$ -	
Real Estate Services Allocation									\$ 91,762	\$ -	\$ 18,270	\$ 71,958	\$ 1,534	
NDI-MOSERS INCREASE									\$ 149	\$ -	\$ 29	\$ 117	\$ 3	
NDI-Essential Services									\$ 196,382	\$ -	\$ 42,647	\$ 150,254	\$ 3,481	
NDI-Premises Maintenance									\$ 269,764	\$ -	\$ 64,815	\$ 200,758	\$ 4,191	
FY24 Elementary & Secondary Education Lease Requirement						-	173,336	\$ 10.28	523.44	\$ 2,340,074	\$ 766,052	\$ 624,340	\$ 2,430,663	\$ 51,123
HEALTH & SENIOR SERVICES														
00402424	06/30/22	AUDRAIN	MEXICO	4690 SOUTH CLARK ST	OFFICE	178	\$ 11.09	1.00	\$ 1,974	\$ 624	\$ 1,247	\$ 1,351	\$ -	
00500450	06/30/20	BARRY	CASSVILLE	208 E 8TH ST	OFFICE	195	\$ 7.82	2.00	\$ 1,525	\$ 749	\$ 1,092	\$ 1,182	\$ -	
88600802	06/30/23	BENTON	WARSAW	1661 HILLTOP DR	OFFICE	84	\$ 6.86	1.00	\$ 576	\$ 311	\$ 426	\$ 461	\$ -	
00900384	06/30/20	BOLLINGER	MARBLE HILL	602 HWY 34 WEST	OFFICE	100	\$ 8.12	1.00	\$ 812	\$ 371	\$ 568	\$ 615	\$ -	
01011545	06/30/23	BOONE	COLUMBIA	900 W. NIFONG	OFFICE	4,907	\$ 15.75	33.46	\$ 77,285	\$ 26,019	\$ 49,586	\$ 53,718	\$ -	
01100335	06/30/18	BUCHANAN	ST JOSEPH	6TH & JULES	PARKING	-	\$ -	-	\$ 5,888	\$ -	\$ 2,826	\$ 3,062	\$ -	
01200374	06/30/20	BUTLER	POPLAR BLUFF	1903 NORTHWOOD DR	OFFICE	2,056	\$ 10.34	17.49	\$ 21,259	\$ 7,134	\$ 13,629	\$ 14,764	\$ -	
01200374	06/30/20	BUTLER	POPLAR BLUFF	1903 NORTHWOOD DR	OFFICE	2,057	\$ 10.34	-	\$ 21,269	\$ 7,138	\$ 13,635	\$ 14,772	\$ -	
01300842	06/30/24	CALDWELL	HAMILTON	400 W BERRY	OFFICE	150	\$ 8.75	1.00	\$ 1,313	\$ 507	\$ 874	\$ 946	\$ -	
88601402	06/30/23	CALLAWAY	FULTON	108 NORTH HOSPITAL DR	OFFICE	500	\$ 10.22	2.00	\$ 5,110	\$ 1,465	\$ 3,156	\$ 3,419	\$ -	
01500882	06/30/20	CAMDEN	CAMDENTON	146 RODEO RD	OFFICE	656	\$ 10.78	4.00	\$ 7,072	\$ 2,402	\$ 4,548	\$ 4,926	\$ -	
01602571	06/30/27	CAPE GIRARDEAU	CAPE GIRARDEAU	471 SIEMERS DR	OFFICE	4,472	\$ 10.80	35.94	\$ 48,298	\$ 23,169	\$ 34,304	\$ 37,163	\$ -	
01801075	06/30/24	CARTER	VAN BUREN	HCR 2 BOX 2270	OFFICE	468	\$ 8.74	3.00	\$ 4,090	\$ 1,269	\$ 2,572	\$ 2,787	\$ -	
98701902	06/30/18	CASS	BELTON	836 NORTH SCOTT AVENUE	OFFICE	300	\$ 10.00	2.00	\$ 3,000	\$ 1,362	\$ 2,094	\$ 2,268	\$ -	
02000534	06/30/24	CEDAR	STOCKTON	112 RB RD.	OFFICE	138	\$ 9.45	1.00	\$ 1,304	\$ 642	\$ 934	\$ 1,012	\$ -	
02100132	06/30/27	CHARITON	KEYTESVILLE	121 EAST JACKSON	OFFICE	241	\$ 11.32	1.00	\$ 2,728	\$ 1,434	\$ 1,998	\$ 2,164	\$ -	
02300252	12/31/22	CLARK	KAHOKA	320 W MAIN ST.	OFFICE	180	\$ 11.10	1.00	\$ 1,998	\$ 799	\$ 1,343	\$ 1,454	\$ -	
02400884	06/30/21	CLAY	LIBERTY	7000 LIBERTY DR	OFFICE	1,697	\$ 9.20	11.00	\$ 15,612	\$ 8,047	\$ 11,356	\$ 12,303	\$ -	
02600142	06/30/22	COLE	JEFFERSON CITY	930 WILDWOOD-ADMINISTRATION	OFFICE	3,000	\$ 10.15	16.00	\$ 30,450	\$ 14,511	\$ 21,581	\$ 23,380	\$ -	
02600142	06/30/22	COLE	JEFFERSON CITY	930 WILDWOOD-COMM&PUBLIC	OFFICE	57,000	\$ 10.15	308.00	\$ 578,550	\$ 152,618	\$ 350,961	\$ 380,207	\$ -	
02600327	06/30/22	COLE	JEFFERSON CITY	920 WILDWOOD-COMM&PUBLIC	OFFICE	45,600	\$ 10.15	146.00	\$ 462,840	\$ 113,954	\$ 276,861	\$ 299,933	\$ -	
02600327	06/30/22	COLE	JEFFERSON CITY	920 WILDWOOD-ADMINISTRATION	OFFICE	14,400	\$ 10.15	46.00	\$ 146,160	\$ 35,986	\$ 87,430	\$ 94,716	\$ -	
02600482	06/30/26	COLE	JEFFERSON CITY	3418 KNIPP DR-DIV OF REGULATION	OFFICE	16,177	\$ 10.02	135.00	\$ 162,094	\$ 53,239	\$ 103,360	\$ 111,973	\$ -	
02600482	06/30/26	COLE	JEFFERSON CITY	3418 KNIPP DR-DEPT OPERATIONS	OFFICE	4,284	\$ 10.02	-	\$ 42,926	\$ 14,099	\$ 27,372	\$ 29,653	\$ -	
02602239	06/20/24	COLE	JEFFERSON CITY	4720 SCRUGGS STATION ROAD	WAREHOUSE	286	\$ 4.05	-	\$ 1,158	\$ 285	\$ 693	\$ 750	\$ -	
02602364	06/30/24	COLE	JEFFERSON CITY	4720 SCRUGGS STATION ROAD	WAREHOUSE	16,869	\$ 2.53	-	\$ 42,679	\$ 7,793	\$ 24,227	\$ 26,245	\$ -	
02600713	06/30/22	COLE	JEFFERSON CITY	912 WILDWOOD-DIRECTOR OFFI	OFFICE	12,705	\$ 10.00	62.00	\$ 127,050	\$ 5,870	\$ 63,802	\$ 69,118	\$ -	
02600713	06/30/22	COLE	JEFFERSON CITY	912 WILDWOOD-ADMINISTRATION	OFFICE	7,100	\$ 10.00	35.00	\$ 71,000	\$ 30,434	\$ 48,688	\$ 52,746	\$ -	
02600713	06/30/22	COLE	JEFFERSON CITY	912 WILDWOOD-COMMUNITY & PUBLIC	OFFICE	747	\$ 10.00	4.00	\$ 7,470	\$ 3,202	\$ 5,123	\$ 5,549	\$ -	
02600713	06/30/22	COLE	JEFFERSON CITY	912 WILDWOOD-DIV OF REGULA	OFFICE	5,979	\$ 10.00	29.00	\$ 59,790	\$ 25,629	\$ 41,001	\$ 44,418	\$ -	
02600713	03/30/22	COLE	JEFFERSON CITY	912 WILDWOOD-DIV OF SENIOR	OFFICE	10,837	\$ 10.00	53.00	\$ 108,370	\$ 46,453	\$ 74,315	\$ 80,508	\$ -	
02611769	06/30/25	COLE	JEFFERSON CITY	312 WILSON DRIVE	WAREHOUSE	120,000	\$ 3.79	-	\$ 454,800	\$ 855,600	\$ -	\$ 1,310,400	\$ -	
88702602	06/30/18	COLE	JEFFERSON CITY	319 BROADWAY ST	PARKING	-	\$ -	-	\$ 540	\$ -	\$ 259	\$ 281	\$ -	
02800881	06/30/24	CRAWFORD	STEELVILLE	272 CUSHING ROAD	OFFICE	100	\$ 7.35	3.00	\$ 735	\$ 284	\$ 489	\$ 530	\$ -	
03000392	06/30/23	DALLAS	BUFFALO	719 N ASH ST.	OFFICE	272	\$ 10.10	1.00	\$ 2,747	\$ 1,708	\$ 2,138	\$ 2,317	\$ -	
03201609	06/30/25	DEKALB	CAMERON	207 E MCELWAIN DR	OFFICE	3,361	\$ 9.20	32.00	\$ 30,921	\$ 11,138	\$ 20,188	\$ 21,871	\$ -	
03301073	06/30/19	DENT	SALEM	800 W SCENIC RIVERS BLVD	OFFICE	359	\$ 9.25	1.00	\$ 3,321	\$ 1,716	\$ 2,418	\$ 2,619	\$ -	
03500618	06/30/25	DUNKLIN	KENNETT	1100 HWY 25 SOUTH BY-PASS	OFFICE	2,175	\$ 8.35	3.00	\$ 18,161	\$ 7,251	\$ 12,198	\$ 13,214	\$ -	
03600261	06/30/28	FRANKLIN	UNION	#1 LIBERTY PLAZA	OFFICE	460	\$ 9.50	3.00	\$ 4,370	\$ 1,664	\$ 2,896	\$ 3,138	\$ -	
03900710	06/30/18	GREENE	SPRINGFIELD	305 & 405 W. OLIVE	PARKING	-	\$ -	-	\$ 36,231	\$ -	\$ 17,391	\$ 18,840	\$ -	
04001169	06/30/22	GRUNDY	TRENTON	2926 OKLAHOMA	OFFICE	777	\$ 10.08	3.00	\$ 7,832	\$ 2,741	\$ 5,075	\$ 5,498	\$ -	
04100383	10/31/22	HARRISON	BETHANY	2403 VANDIVERT	OFFICE	176	\$ 9.05	1.00	\$ 1,593	\$ 702	\$ 1,102	\$ 1,193	\$ -	
04200799	06/30/20	HENRY	CLINTON	1661 N. 2ND ST.	OFFICE	1,261	\$ 9.00	5.00	\$ 11,349	\$ 4,869	\$ 7,785	\$ 8,433	\$ -	
04600620	06/30/21	HOWELL	WEST PLAINS	3415 &3417 DIVISION DR	OFFICE	459	\$ 10.51	2.00	\$ 4,824	\$ 1,716	\$ 3,139	\$ 3,401	\$ -	
04700834	06/30/24	IRON	IRONTON	202 PARK DR	OFFICE	270	\$ 7.80	3.00	\$ 2,106	\$ 828	\$ 1,408	\$ 1,526	\$ -	
04901047	06/30/18	JASPER	JOPLIN	1110 7TH, SENIOR & DIS SVCS	OFFICE	250	\$ 10.25	-	\$ 2,563	\$ 978	\$ 1,700	\$ 1,841	\$ -	
04901395	06/30/17	JASPER	JOPLIN	1110 7TH, SUITE 12-COMM&PUB HLTH	OFFICE	864	\$ 10.15	4.00	\$ 8,770	\$ 3,372	\$ 5,828	\$ 6,314	\$ -	
04901395	06/30/17	JASPER	JOPLIN	1110 7TH, SUITE 12-DIV SENIOR & DISAE	OFFICE	1,697	\$ 10.15	9.00	\$ 17,225	\$ 6,623	\$ 11,447	\$ 12,401	\$ -	
04901395	06/30/17	JASPER	JOPLIN	1111 7TH, SUITE 12-REGULATION & LICE	OFFICE	417	\$ 10.15	1.00	\$ 4,233	\$ 1,627	\$ 2,813	\$ 3,047	\$ -	
88605002	06/30/20	JEFFERSON	HILLSBORO	10325 BUSINESS 21	OFFICE	300	\$ 9.75	1.00	\$ 2,925	\$ 1,130	\$ 1,946	\$ 2,109	\$ -	

**LEASED FACILITY REQUIREMENT
FY 2024**

LEASED FACILITIES													
LEASE ID	END DATE	COUNTY	CITY	ADDRESS	SPACE USE	SQ FT	CPSF	FTE	ANNUAL RENT	ANNUAL SERVICES	GENERAL REVENUE	FED	OTHER
HEALTH & SENIOR SERVICES-CONTINUED													
05001407	06/30/26	JEFFERSON	ARNOLD	3675 WEST OUTER ROAD	OFFICE	4,978	\$ 14.63	23.00	\$ 72,828	\$ 24,270	\$ 46,607	\$ 50,491	\$ -
05100004	12/31/21	JOHNSON	WARRENSBURG	505 N. RIDGEVIEW	OFFICE	523	\$ 9.23	2.00	\$ 4,827	\$ 2,185	\$ 3,366	\$ 3,646	\$ -
05300360	06/30/29	LACLEDE	LEBANON	2639 S. JEFFERSON	OFFICE	253	\$ 9.35	2.00	\$ 2,366	\$ 1,185	\$ 1,704	\$ 1,847	\$ -
05400024	10/31/22	LAFAYETTE	LEXINGTON	736 STATE RT 13	OFFICE	588	\$ 8.60	1.00	\$ 5,057	\$ 2,555	\$ 3,654	\$ 3,958	\$ -
05500701	06/30/24	LAWRENCE	AURORA	1419 E CHURCH ST	OFFICE	150	\$ 11.00	-	\$ 1,650	\$ 699	\$ 1,128	\$ 1,221	\$ -
05700659	06/30/24	LINCOLN	TROY	384 N. LINCOLN DR	OFFICE	466	\$ 10.36	2.00	\$ 4,828	\$ 1,473	\$ 3,024	\$ 3,277	\$ -
05800371	06/30/23	LINN	BROOKFIELD	103 FOREST DRIVE	OFFICE	104	\$ 8.62	-	\$ 896	\$ 329	\$ 588	\$ 637	\$ -
05900810	06/30/26	LIVINGSTON	CHILLICOTHE	601 W. MOHAWK	OFFICE	137	\$ 15.89	2.00	\$ 2,177	\$ 482	\$ 1,276	\$ 1,383	\$ -
06100821	06/30/26	MACON	MACON	1716 - 1718 N. PROSPECT DR	OFFICE	3,458	\$ 9.90	31.00	\$ 34,234	\$ 14,171	\$ 23,234	\$ 25,171	\$ -
06201012	06/30/24	MADISON	FREDRICKTOWN	413 BURRIS	OFFICE	194	\$ 8.32	1.00	\$ 1,614	\$ 893	\$ 1,203	\$ 1,304	\$ -
06011613	06/30/23	MCDONALD	PINEVILLE	5265 S BUSINESS HWY 71, STE C	OFFICE	200	\$ 8.20	-	\$ 1,640	\$ 735	\$ 1,140	\$ 1,235	\$ -
06600815	06/30/24	MILLER	ELDON	6 SOUTH INDUSTRIAL PARK	OFFICE	96	\$ 9.45	1.00	\$ 907	\$ 353	\$ 605	\$ 655	\$ -
06700060	06/30/24	MISSISSIPPI	EAST PRAIRIE	718 NORTH MARTIN	OFFICE	403	\$ 10.22	2.00	\$ 4,119	\$ 1,533	\$ 2,713	\$ 2,939	\$ -
07101874	06/30/15	MORGAN	VERSAILLES	203 SOUTH HWY 5	OFFICE	120	\$ 5.80	5.00	\$ 696	\$ 404	\$ 528	\$ 572	\$ -
07301297	06/30/18	NEWTON	NEOSHO	201 N. WASHINGTON ST	OFFICE	290	\$ 9.24	3.00	\$ 2,680	\$ 1,498	\$ 2,005	\$ 2,173	\$ -
07400396	06/30/26	NODAWAY	MARYVILLE	301 SUMMIT DR	OFFICE	330	\$ 9.63	1.00	\$ 3,178	\$ 1,555	\$ 2,272	\$ 2,461	\$ -
07500836	06/30/18	OREGON	ALTON	HWY 19 S.	OFFICE	160	\$ 7.00	1.00	\$ 1,120	\$ 850	\$ 946	\$ 1,024	\$ -
07602553	06/30/20	OSAGE	LINN	63 PROGRESS LANE	OFFICE	2,083	\$ 5.54	6.00	\$ 11,540	\$ 7,125	\$ 8,959	\$ 9,706	\$ -
88607802	12/31/18	PEMISCOT	CARUTHERSVILLE	911 HWY 84	OFFICE	1,600	\$ 9.37	6.00	\$ 14,992	\$ 6,086	\$ 10,117	\$ 10,961	\$ -
07900549	06/30/18	PERRY	PERRYVILLE	12 EAST WICHERN ROAD	OFFICE	220	\$ 11.44	1.00	\$ 2,517	\$ 882	\$ 1,632	\$ 1,767	\$ -
08000889	06/30/24	PETTIS	SEDALIA	808 WESTWOOD	OFFICE	1,486	\$ 12.00	5.00	\$ 17,832	\$ 4,743	\$ 10,836	\$ 11,739	\$ -
08100731	06/30/22	PHELPS	ROLLA	1101-1111 KINGSHIGHWAY	OFFICE	991	\$ 9.84	7.00	\$ 9,751	\$ 4,076	\$ 6,637	\$ 7,190	\$ -
08201307	06/30/22	PIKE	BOWLING GREEN	1610 BUSINESS 54 W	OFFICE	114	\$ 6.50	3.00	\$ 741	\$ 345	\$ 521	\$ 565	\$ -
08300375	06/30/23	PLATTE	PLATTE CITY	233 MARSHALL RD	OFFICE	100	\$ 11.00	2.00	\$ 1,100	\$ 371	\$ 706	\$ 765	\$ -
08400827	06/30/21	POLK	BOLIVAR	2110 SPRINGFIELD AVENUE	OFFICE	150	\$ 6.00	-	\$ 900	\$ 556	\$ 699	\$ 757	\$ -
08500385	06/30/24	PULASKI	WAYNESVILLE	712 HISTORIC 66 WEST	OFFICE	236	\$ 9.10	1.49	\$ 2,148	\$ 984	\$ 1,503	\$ 1,629	\$ -
08811646	06/30/24	RANDOLPH	MOBERLY	1317 E HIGHWAY 24, SUITE B	OFFICE	183	\$ 8.89	-	\$ 1,627	\$ 660	\$ 1,098	\$ 1,189	\$ -
08901088	06/30/26	RAY	RICHMOND	901 E. LEXINGTON	OFFICE	92	\$ 9.00	1.00	\$ 828	\$ 407	\$ 593	\$ 642	\$ -
09100890	06/30/23	RIPLEY	DONIPHAN	ROUTE 2 BOX 1143	OFFICE	745	\$ 8.41	3.00	\$ 6,265	\$ 2,628	\$ 4,269	\$ 4,624	\$ -
09700812	06/30/24	SALINE	MARSHALL	1239 SANTA FE TRAIL	OFFICE	1,269	\$ 11.07	2.00	\$ 14,048	\$ 6,462	\$ 9,845	\$ 10,665	\$ -
10001298	06/30/24	SCOTT	SIKESTON	106 ARTHUR DR	OFFICE	1,783	\$ 9.47	9.00	\$ 16,885	\$ 3,392	\$ 9,733	\$ 10,544	\$ -
10100623	06/30/26	SHANNON	EMINENCE	17392 STATE HIGHWAY 19	OFFICE	200	\$ 9.34	1.00	\$ 1,868	\$ 378	\$ 1,078	\$ 1,168	\$ -
10301015	06/30/24	STODDARD	DEXTER	1003 WILDWOOD DR	OFFICE	1,119	\$ 8.84	3.00	\$ 9,892	\$ 3,210	\$ 6,289	\$ 6,813	\$ -
99909201	06/30/19	ST. CHARLES	ST. CHARLES	3737 TRUMAN BLVD	OFFICE	1,996	\$ 8.89	4.00	\$ 17,744	\$ 8,195	\$ 12,451	\$ 13,488	\$ -
09401014	06/30/24	ST. FRANCOIS	PARK HILLS	140 STAPLES DR	OFFICE	2,595	\$ 10.25	5.00	\$ 26,599	\$ 10,398	\$ 17,759	\$ 19,238	\$ -
11501724	10/19/35	ST. LOUIS CITY	ST. LOUIS	OLD POST OFFICE-815 OLIVE	OFFICE	15,758	\$ 12.63	61.00	\$ 199,024	\$ 93,280	\$ 140,306	\$ 151,998	\$ -
11501808	06/30/18	ST. LOUIS CITY	ST. LOUIS	OLD POST OFFICE-911 OLIVE	PARKING	-	\$ -	-	\$ 46,690	\$ 7,004	\$ 25,773	\$ 27,921	\$ -
10701017	12/31/22	TEXAS	HOUSTON	16798 OAK HILLS DR	OFFICE	617	\$ 8.99	6.00	\$ 5,547	\$ 2,138	\$ 3,689	\$ 3,996	\$ -
10801184	06/30/21	VERNON	NEVADA	621 E. HIGHLAND	OFFICE	182	\$ 9.67	1.00	\$ 1,760	\$ 765	\$ 1,212	\$ 1,313	\$ -
10901306	06/30/23	WARREN	WARRENTON	513 W BOONESLICK	OFFICE	229	\$ 10.00	1.00	\$ 2,290	\$ 712	\$ 1,441	\$ 1,561	\$ -
11001018	06/30/18	WASHINGTON	POTOSI	10235 W STATE HWY E	OFFICE	608	\$ 7.26	3.00	\$ 4,414	\$ 2,184	\$ 3,167	\$ 3,431	\$ -
11101087	06/30/18	WAYNE	PIEDMONT	8930 HWY 49 NORTH	OFFICE	321	\$ 8.28	2.00	\$ 2,658	\$ 1,607	\$ 2,047	\$ 2,218	\$ -
11401303	06/30/21	WRIGHT	MOUNTAIN GROVE	1801 N. TALCOTT	OFFICE	1,031	\$ 10.32	2.00	\$ 10,640	\$ 4,203	\$ 7,125	\$ 7,718	\$ -
Real Estate Services Allocation									\$ 138,533	\$ -	\$ 66,509	\$ 72,024	\$ -
NDI-MOSERS INCREASE									\$ 330	\$ -	\$ 121	\$ 209	\$ -
NDI-Essential Services									\$ 411,298	\$ -	\$ 155,252	\$ 256,046	\$ -
NDI-Premises Maintenance									\$ 580,949	\$ -	\$ 235,951	\$ 344,998	\$ -
FY24 Health & Senior Services Lease Requirement						394,719	\$ 8.24	1,236.38	\$ 4,383,123	\$ 2,012,967	\$ 2,272,843	\$ 4,123,247	\$ -
HIGHER EDUCATION													
00101409	6/30/27	ADAIR	KIRKSVILLE	2105 E. NORMAL	OFFICE	4,115	\$ 10	\$ 6	\$ 41,150	\$ 19,382	\$ -	\$ 60,532	\$ -
01011689	6/30/24	BOONE	COLUMBIA	101 PARK DEVILLE DRIVE	OFFICE	6,815	\$ 12	\$ 8	\$ 78,577	\$ 25,917	\$ -	\$ 36,135	\$ 68,359
01111567	10/31/22	BUCHANAN	ST JOSEPH	2202 FREDERICK AVE	OFFICE	8,350	\$ 11	\$ 5	\$ 91,850	\$ 44,255	\$ -	\$ 136,105	\$ -
01200374	6/30/20	BUTLER	POPLAR BLUFF	1903 NORTHWOOD DR	OFFICE	4,614	\$ 10	\$ 6	\$ 47,709	\$ 18,613	\$ -	\$ 66,322	\$ -
02401629	6/30/18	CLAY	KANSAS CITY	3100 NE 83RD, SUITE 1201	OFFICE	1,426	\$ 13	\$ 6	\$ 17,825	\$ 5,752	\$ -	\$ 23,577	\$ -
02602364	6/30/24	COLE	JEFFERSON CITY	4720 SCRUGGS STATION ROAD	WAREHOUSE	3,897	\$ 3	\$ -	\$ 9,859	\$ 16,367	\$ -	\$ 3,672	\$ 22,554
02611723	6/30/27	COLE	JEFFERSON CITY	3600 COUNTRY CLUB DRIVE	OFFICE	6,200	\$ 15	\$ 12	\$ 94,550	\$ 28,129	\$ -	\$ 122,679	\$ -
03500618	6/30/25	DUNKLIN	KENNETT	1100 HIGHWAY 25 S BY-PASS	OFFICE	4,033	\$ 8	\$ 6	\$ 33,676	\$ 15,467	\$ -	\$ 49,143	\$ -
03601418	6/30/23	FRANKLIN	WASHINGTON	1108 WASHINGTON SQUARE	OFFICE	6,647	\$ 10	\$ 4	\$ 69,129	\$ 27,153	\$ -	\$ 27,153	\$ 69,129
04611768	6/30/26	HOWELL	WEST PLAINS	408 Washington Avenue	OFFICE	3,969	\$ 7	\$ 4	\$ 27,148	\$ 15,217	\$ -	\$ 6,922	\$ 35,443

**LEASED FACILITY REQUIREMENT
FY 2024**

LEASED FACILITIES													
LEASE ID	END DATE	COUNTY	CITY	ADDRESS	SPACE USE	SQ FT	CPSF	FTE	ANNUAL RENT	ANNUAL SERVICES	GENERAL REVENUE	FED	OTHER
HIGHER EDUCATION-CONTINUED													
04800269	6/30/18	JACKSON	INDEPENDENCE	15301 E 23RD ST	OFFICE	9,327	\$ 9	\$ 16	\$ 84,782	\$ 49,890	\$ -	\$ 134,672	\$ -
04801463	6/30/18	JACKSON	KANSAS CITY	1740 PASEO	OFFICE	2,535	\$ 11	\$ 10	\$ 26,618	\$ 10,267	\$ -	\$ 36,885	\$ -
05001407	6/30/26	JEFFERSON	ARNOLD	3675 W OUTER RD	OFFICE	7,076	\$ 15	\$ 10	\$ 103,522	\$ 40,071	\$ -	\$ 143,593	\$ -
05300360	6/30/29	LACLEDE	LEBANON	2639 S JEFFERSON	OFFICE	4,559	\$ 9	\$ 15	\$ 42,627	\$ 23,958	\$ -	\$ 66,585	\$ -
05900810	6/30/26	LIVINGSTON	CHILLICOTHE	601 WEST MOHAWK	OFFICE	1,845	\$ 16	\$ 8	\$ 29,317	\$ 10,681	\$ -	\$ 39,998	\$ -
08011590	6/30/26	PETTIS	SEDALIA	515 S. KENTUCKY	OFFICE	5,140	\$ 10	\$ 6	\$ 52,222	\$ 20,642	\$ -	\$ 72,864	\$ -
08111755	6/30/25	PHELPS	ROLLA	1107 Kingshighway	OFFICE	4,000	\$ 13	\$ -	\$ 52,840	\$ 12,484	\$ -	\$ 65,324	\$ -
09401735	6/30/24	ST. FRANCOIS	PARK HILLS	403 PARKWAY DR	OFFICE	4,800	\$ 11	\$ 7	\$ 53,184	\$ 13,958	\$ -	\$ 67,142	\$ -
09201637	6/30/18	ST. CHARLES	ST. PETERS	212 TURNER BLVD	OFFICE	5,000	\$ 7	\$ 8	\$ 35,500	\$ 24,550	\$ -	\$ 60,050	\$ -
11502410	6/30/18	ST. LOUIS CITY	ST. LOUIS	1515 CLARK ST	PARKING	0	\$ -	\$ -	\$ 13,500	\$ -	\$ -	\$ 13,500	\$ -
10601802	6/30/18	TANEY	BRANSON	2720 SHEPHERD OF THE HILLS	OFFICE	2,000	\$ 9	\$ 5	\$ 18,040	\$ 10,204	\$ -	\$ 28,244	\$ -
10801184	6/30/21	VERNON	NEVADA	621 E HIGHLAND	OFFICE	3,343	\$ 10	\$ 11	\$ 32,327	\$ 15,268	\$ -	\$ 47,595	\$ -
									\$ 1,055,952	\$ 571,439	\$ -	\$ 1,413,093	\$ 214,298
Real Estate Services Allocation									\$ 59,636	\$ -	\$ -	\$ 51,782	\$ 7,854
NDI-MOSERS INCREASE									\$ 96	\$ -	\$ -	\$ 83	\$ 13
NDI-Essential Services									\$ 123,552	\$ -	\$ -	\$ 105,755	\$ 17,797
NDI-Premises Maintenance									\$ 162,739	\$ -	\$ -	\$ 141,309	\$ 21,430
FY24 Higher Education Lease Requirement						99,691	\$ 11	\$ 153	\$ 1,401,975	\$ 571,439	\$ -	\$ 1,712,022	\$ 261,392
INSURANCE, FINANCE, & PROFESSIONAL REGISTRATION													
02601279	07/31/24	COLE	JEFFERSON CITY	MADISON & CAPITAL-OPC	PARKING	-	\$ -	-	\$ 1,588	\$ -	\$ 1,588	\$ -	\$ -
02600662	07/31/96	COLE	JEFFERSON CITY	MADISON & CAPITAL-PSC	PARKING	-	\$ -	-	\$ 5,746	\$ -	\$ -	\$ -	\$ 5,746
04811698	00044012	JACKSON	KANSAS CITY	1119 CHERRY ST.	PARKING	-	\$ -	-	\$ 9,002	\$ -	\$ -	\$ -	\$ 9,002
04811698	00044012	JACKSON	KANSAS CITY	1119 CHERRY ST.	PARKING	-	\$ -	-	\$ 1,802	\$ -	\$ -	\$ -	\$ 1,802
02600791	06/30/30	COLE	JEFFERSON CITY	200 MADISON-PSC	OFFICE	64,773	\$ 10.30	184.00	\$ 667,162	\$ 137,966	\$ -	\$ -	\$ 805,128
02600791	06/30/30	COLE	JEFFERSON CITY	200 MADISON-OPC	OFFICE	5,395	\$ 10.30	16.00	\$ 55,569	\$ 11,606	\$ 67,175	\$ -	\$ -
02601279	07/31/24	COLE	JEFFERSON CITY	MADISON & CAPITAL-PSC	PARKING	-	\$ -	-	\$ 24,873	\$ -	\$ -	\$ -	\$ 24,873
02602364	06/30/24	COLE	JEFFERSON CITY	4720 SCRUGGS STATION RD	WAREHOUSE	2,310	\$ 2.53	-	\$ 5,844	\$ 1,067	\$ -	\$ -	\$ 6,911
03900909	10/31/22	GREENE	SPRINGFIELD	1735 WEST CATALPA ST	OFFICE	2,070	\$ 12.00	11.00	\$ 24,840	\$ 4,630	\$ -	\$ -	\$ 29,470
03900103	06/30/26	GREENE	SPRINGFIELD	2040 W WOODLAND	OFFICE	89	\$ 12.97	1.00	\$ 1,154	\$ 199	\$ -	\$ -	\$ 1,353
10001064	06/30/23	SCOTT	SIKESTON	102 ARTHUR DRIVE	OFFICE	1,550	\$ 9.98	8.00	\$ 15,469	\$ 3,467	\$ -	\$ -	\$ 18,936
11501821	06/30/20	ST. LOUIS CITY	ST. LOUIS	604 PINE ST	PARKING	-	\$ -	-	\$ 17,139	\$ -	\$ -	\$ -	\$ 17,139
Real Estate Services Allocation									\$ 40,112	\$ -	\$ 2,856	\$ -	\$ 37,256
NDI-MOSERS INCREASE									\$ 65	\$ -	\$ 5	\$ -	\$ 60
NDI-Essential Services									\$ 91,097	\$ -	\$ 6,666	\$ -	\$ 84,431
NDI-Premises Maintenance									\$ 111,797	\$ -	\$ 10,131	\$ -	\$ 101,666
FY24 Insurance Lease Requirement						-	76,187	\$ 58.00	220.00	\$ 1,073,259	\$ 264,401	\$ 97,588	\$ 1,240,072
JUDICIARY													
02600231	06/30/20	COLE	JEFFERSON CITY	2112 INDUSTRIAL	OFFICE	27,000	\$ 9.57	137.00	\$ 258,390	\$ 148,028	\$ 386,097	\$ 20,321	\$ -
02601370	06/30/20	COLE	JEFFERSON CITY	121 ALAMEDA DR	OFFICE	9,046	\$ 9.98	21.00	\$ 90,279	\$ 38,473	\$ -	\$ -	\$ 128,752
02601371	06/30/20	COLE	JEFFERSON CITY	3425 CONSTITUTION CT	OFC/WAREHOUSE	30,692	\$ 9.57	129.00	\$ 293,722	\$ 109,902	\$ 403,624	\$ -	\$ -
02602364	06/30/24	COLE	JEFFERSON CITY	4720 SCRUGGS STATION RD	WAREHOUSE	2,841	\$ 2.53	-	\$ 7,188	\$ 1,313	\$ 8,501	\$ -	\$ -
03901638	06/30/22	GREENE	SPRINGFIELD	300 JOHN HAMMONS PARKWAY	OFFICE	13,551	\$ 16.50	31.60	\$ 223,592	\$ 29,473	\$ 253,065	\$ -	\$ -
11501594	06/30/22	ST. LOUIS	ST. LOUIS	OLD POST OFFICE-815 OLIVE	OFFICE	50,030	\$ 23.00	75.75	\$ 1,150,690	\$ 251,401	\$ 1,402,091	\$ -	\$ -
Real Estate Services Allocation									\$ 77,182	\$ -	\$ 70,992	\$ 844	\$ 5,346
NDI-MOSERS INCREASE									\$ 142	\$ -	\$ 132	\$ 1	\$ 9
NDI-Essential Services									\$ 179,554	\$ -	\$ 165,715	\$ 1,723	\$ 12,116
NDI-Premises Maintenance									\$ 268,745	\$ -	\$ 251,853	\$ 2,303	\$ 14,589
FY24 Judiciary Lease Requirement						-	133,160	\$ 15.20	394.35	\$ 2,549,484	\$ 82,386	\$ 2,426,019	\$ 27,897
LABOR & INDUSTRIAL RELATIONS													
01100335	06/30/18	BUCHANAN	ST JOSEPH	6TH & JULES	PARKING	-	\$ -	-	\$ 1,104	\$ -	\$ -	\$ -	\$ 1,104
01111567	06/30/22	BUCHANAN	ST JOSEPH	2202 FREDERICK AVE	OFFICE	250	\$ 11.00	1.00	\$ 2,750	\$ 1,001	\$ -	\$ 3,751	\$ -
01011555	06/30/27	BOONE	COLUMBIA	5900 TOWER DR	OFFICE	5,754	\$ 13.83	-	\$ 79,578	\$ 23,533	\$ -	\$ -	\$ 103,111
01600735	06/30/24	CAPE GIRARDEAU	CAPE GIRARDEAU	3014 & 3102 BLATTNER RD	OFFICE	5,415	\$ 9.75	8.00	\$ 52,796	\$ 21,484	\$ -	\$ -	\$ 74,280
03900949	06/30/24	GREENE	SPRINGFIELD	1736 E SUNSHINE	OFFICE	4,125	\$ 18.00	6.00	\$ 74,250	\$ 18,080	\$ -	\$ -	\$ 92,330
04600620	06/30/27	HOWELL	WEST PLAINS	3415 AND 3417 DIVISION DR	OFFICE	253	\$ 10.51	-	\$ 2,659	\$ 1,052	\$ -	\$ -	\$ 3,711
04900159	06/30/21	JASPER	JOPLIN	3311 TEXAS	OFFICE	2,935	\$ 13.16	3.00	\$ 38,625	\$ 9,818	\$ -	\$ -	\$ 48,443
10001298	06/30/24	SCOTT	SIKESTON	106 ARTHUR DR-DES CONTR FIELD	OFFICE	982	\$ 9.47	3.00	\$ 9,300	\$ 3,827	\$ 2,663	\$ 10,464	\$ -
09201339	06/30/22	ST. CHARLES	ST. PETERS	119-123 OLYMPIC WAY	OFFICE	980	\$ 17.51	2.00	\$ 17,160	\$ 4,116	\$ -	\$ 21,276	\$ -
99909201	06/30/19	ST. CHARLES	ST CHARLES	3737 TRUMAN BLVD	OFFICE	5,011	\$ 8.89	4.00	\$ 44,548	\$ 16,069	\$ -	\$ -	\$ 60,617
09401735	06/30/24	ST. FRANCOIS	PARK HILLS	403 PARKWAY DR	OFFICE	72	\$ 11.08	1.00	\$ 798	\$ 289	\$ -	\$ 1,087	\$ -

**LEASED FACILITY REQUIREMENT
FY 2024**

LEASED FACILITIES														
LEASE ID	END DATE	COUNTY	CITY	ADDRESS	SPACE USE	SQ FT	CPSF	FTE	ANNUAL RENT	ANNUAL SERVICES	GENERAL REVENUE	FED	OTHER	
LABOR & INDUSTRIAL RELATIONS-CONTINUED														
11501821	06/30/19	ST. LOUIS CITY	ST LOUIS	604 PINE ST	PARKING	-	\$ -	-	\$ 62,766	\$ -	\$ 2,025	\$ 42,196	\$ 18,545	
10611700	06/30/25	TANEY	BRANSON	2900 GREEN MOUNTAIN DRIVE	OFFICE	503	\$ 10.08	1.00	\$ 5,070	\$ 2,250	\$ -	\$ 7,320	\$ -	
Real Estate Services Allocation									\$ 18,866	\$ -	\$ 242	\$ 3,652	\$ 14,972	
NDI-MOSERS INCREASE									\$ 1	\$ -	\$ -	\$ 1	\$ -	
NDI-Essential Services									\$ 41,952	\$ -	\$ 566	\$ 7,456	\$ 33,930	
NDI-Premises Maintenance									\$ 51,680	\$ -	\$ 860	\$ 9,963	\$ 40,857	
FY24 Labor & Industrial Relations Lease Requirement						-	26,280	\$ 14.89	29.00	\$ 503,903	\$ 123,406	\$ 8,282	\$ 120,703	\$ 498,324
LEGISLATURE														
02602239	06/30/24	COLE	JEFFERSON CITY	4720 SCRUGGS STATION RD	WAREHOUSE	69	\$ 4.05	-	\$ 279	\$ 75	\$ 354	\$ -	\$ -	
02602364	06/30/24	COLE	JEFFERSON CITY	4720 SCRUGGS STATION RD	WAREHOUSE	2,860	\$ 2.53	-	\$ 7,236	\$ 1,447	\$ 8,683	\$ -	\$ -	
Real Estate Services Allocation									\$ 378	\$ -	\$ 378	\$ -	\$ -	
NDI-MOSERS INCREASE									\$ 1	\$ -	\$ 1	\$ -	\$ -	
NDI-Essential Services									\$ 883	\$ -	\$ 883	\$ -	\$ -	
NDI-Premises Maintenance									\$ 1,343	\$ -	\$ 1,343	\$ -	\$ -	
FY24 Legislative Lease Requirement						-	2,929	\$ 2.57	-	\$ 10,120	\$ 2,812	\$ 12,932	\$ -	\$ -
LT GOVERNOR														
11501725	00048973	ST. LOUIS CITY	ST LOUIS	OLD POST OFFICE-815 OLIVE	OFFICE	4,867	\$ 13	\$ 15	\$ 61,470	\$ 18,251	\$ 39,861	\$ -	\$ 39,860	
11501808	00043281	ST. LOUIS CITY	ST LOUIS	OLD POST OFFICE-911 OLIVE	PARKING	0	\$ -	\$ -	\$ 10,182	\$ 1,324	\$ -	\$ -	\$ 11,506	
Real Estate Services Allocation									\$ 71,652	\$ 39,258	\$ 46,847	\$ -	\$ 64,063	
NDI-MOSERS INCREASE									\$ 4,063	\$ -	\$ 1,715	\$ -	\$ 2,348	
NDI-Essential Services									\$ 7	\$ -	\$ 3	\$ -	\$ 4	
NDI-Premises Maintenance									\$ 9,327	\$ -	\$ 4,007	\$ -	\$ 5,320	
FY24 Lt. Governor Lease Requirement						4,867	\$ 15	\$ 15	\$ 97,545	\$ 39,258	\$ 58,662	\$ -	\$ 78,141	
MENTAL HEALTH														
01011545	06/30/23	BOONE	COLUMBIA	900 W NIFONG	OFFICE	10,143	\$ 15.75	52.00	\$ 159,752	\$ 39,608	\$ 199,360	\$ -	\$ -	
01100335	06/30/18	BUCHANAN	ST JOSEPH	6TH & JULES	PARKING	-	\$ -	-	\$ 15,824	\$ 1,582	\$ 17,406	\$ -	\$ -	
01602571	06/30/27	CAPE GIRARDEAU	CAPE GIRARDEAU	471 SIEMERS DR	OFFICE	3,272	\$ 10.80	12.00	\$ 35,338	\$ 12,712	\$ 48,050	\$ -	\$ -	
02602364	06/30/24	COLE	JEFFERSON CITY	4720 SCRUGGS STATION RD	WAREHOUSE	1,189	\$ 2.53	-	\$ 3,008	\$ 549	\$ 3,557	\$ -	\$ -	
04811631	06/30/20	JACKSON	KANSAS CITY	8TH & CHARLOTTE	PARKING	-	\$ -	-	\$ 9,900	\$ 990	\$ 10,890	\$ -	\$ -	
65005004	06/30/24	JEFFERSON	CRYSTAL CITY	2330 N TRUMAN BLVD	OFFICE	4,776	\$ 10.00	14.00	\$ 47,760	\$ 20,699	\$ 68,459	\$ -	\$ -	
09702685	06/30/31	SALINE	MARSHALL	1547 W. COMMERCE DR.	OFFICE	15,759	\$ 19.99	80.00	\$ 315,022	\$ 60,672	\$ 375,694	\$ -	\$ -	
09702687	06/30/31	SALINE	MARSHALL	ATCHISON & HWY YY	DAY TREATMENT	5,938	\$ 42.82	36.00	\$ 254,265	\$ 22,876	\$ 277,141	\$ -	\$ -	
09201339	06/30/22	ST. CHARLES	ST. PETERS	119-123 OLYMPIC WAY	OFFICE	8,463	\$ 17.51	33.00	\$ 148,187	\$ 9,216	\$ 157,403	\$ -	\$ -	
09411643	06/30/23	ST. FRANCOIS	FARMINGTON	1101 WEBER ROAD	OFFICE	2,400	\$ 10.00	9.00	\$ 24,000	\$ 9,240	\$ 33,240	\$ -	\$ -	
11501821	06/30/19	ST. LOUIS CITY	ST LOUIS	604 PINE ST	PARKING	-	\$ -	-	\$ 73,477	\$ 7,348	\$ 80,825	\$ -	\$ -	
10800258	06/30/24	VERNON	NEVADA	2201 NORTH ELM	OFFICE	4,502	\$ 10	14	\$ 46,236	\$ 8,419	\$ 54,655	\$ -	\$ -	
10802493	06/30/29	VERNON	NEVADA	2041-A E HUNTER RD	OFFICE	9,621	\$ 15.29	41.05	\$ 147,105	\$ 33,972	\$ 181,077	\$ -	\$ -	
10802494	06/30/29	VERNON	NEVADA	2041-B E HUNTER RD	DAY TREATMENT	11,835	\$ 18.83	20.24	\$ 222,853	\$ 39,056	\$ 261,909	\$ -	\$ -	
Real Estate Services Allocation									\$ 71,954	\$ -	\$ 71,954	\$ -	\$ -	
NDI-State Operated Facility Leasing									\$ 2,618,416	\$ -	\$ 2,618,416	\$ -	\$ -	
NDI-MOSERS INCREASE									\$ 113	\$ -	\$ 113	\$ -	\$ -	
NDI-Essential Services									\$ 167,962	\$ -	\$ 167,962	\$ -	\$ -	
NDI-Premises Maintenance									\$ 255,268	\$ -	\$ 255,268	\$ -	\$ -	
FY24 Mental Health Lease Requirement						77,898	\$ 19.29	312.29	\$ 4,616,440	\$ 460,875	\$ 5,077,315	\$ -	\$ -	
NATURAL RESOURCES														
01201167	06/30/26	BUTLER	POPLAR BLUFF	2153 & 2155 N WESTWOOD	OFFICE-GARAGE	8,906	\$ 11.99	33.00	\$ 106,783	\$ 35,740	\$ 77,028	\$ 18,902	\$ 46,593	
02001681	06/30/18	CEDAR	CEDAR COUNTY	SECTION 7, TOWNSHIP 34N	LAND	-	\$ -	-	\$ 1,500	\$ 1,376	\$ -	\$ -	\$ 2,876	
02401701	06/30/18	CLAY	KANSAS CITY	KCPL NASHUA SUBSTATION	LAND	-	\$ -	-	\$ 1,000	\$ 1,166	\$ -	\$ -	\$ 2,166	
02501662	06/30/20	CLINTON	TRIMBLE	7536 SW HWY O	LAND	-	\$ -	-	\$ 600	\$ 1,066	\$ -	\$ -	\$ 1,666	
02600660	06/30/23	COLE	JEFFERSON CITY	1730-1738 E. ELM	OFFICE	43,364	\$ 9.37	174.00	\$ 406,321	\$ 99,716	\$ 105,389	\$ 171,106	\$ 229,542	
02600847	06/30/27	COLE	JEFFERSON CITY	1659 E. ELM	OFFICE	41,000	\$ 10.24	176.00	\$ 419,840	\$ 140,138	\$ 83,653	\$ 53,545	\$ 422,780	
02602364	06/30/24	COLE	JEFFERSON CITY	4720 SCRUGGS STATION	WAREHOUSE	379	\$ 2.53	-	\$ 959	\$ 175	\$ 1,134	\$ -	\$ -	
03900103	06/30/26	GREENE	SPRINGFIELD	2040 W. WOODLAND	OFFICE	13,278	\$ 12.97	47.00	\$ 172,216	\$ 51,240	\$ 46,136	\$ 46,878	\$ 130,442	
04800156	10/31/22	JACKSON	LEE'S SUMMIT	HWY 470 & COLBERN ROAD	OFFICE	13,350	\$ 15.20	47.00	\$ 202,920	\$ 39,249	\$ 106,899	\$ -	\$ 135,270	
04801661	06/30/18	JACKSON	KANSAS CITY	4240 BLUERIDGE	LAND	-	\$ -	-	\$ 2,100	\$ 126	\$ -	\$ -	\$ 2,226	
04811587	06/30/22	JACKSON	KANSAS CITY	4018 HARVARD LANE	LAND	-	\$ -	-	\$ 1,200	\$ 2,296	\$ -	\$ -	\$ 3,496	
04901679	06/30/18	JASPER	CARTHAGE	SECTION 33, TOWNSHIP 29N, RANGE 31	LAND	-	\$ -	-	\$ 1,050	\$ 1,737	\$ -	\$ -	\$ 2,787	
04911517	06/30/21	JASPER	ALBA	20400 MILLWOOD ROAD	LAND	-	\$ -	-	\$ 1,200	\$ 72	\$ -	\$ -	\$ 1,272	

**LEASED FACILITY REQUIREMENT
FY 2024**

LEASED FACILITIES														
LEASE ID	END DATE	COUNTY	CITY	ADDRESS	SPACE USE	SQ FT	CPSF	FTE	ANNUAL RENT	ANNUAL SERVICES	GENERAL REVENUE	FED	OTHER	
NATURAL RESOURCES-CONTINUED														
05711570	06/30/22	LINCOLN	FOLEY	2100 HIGHWAY Y	LAND	64	\$ 25.78	-	\$ 1,650	\$ 1,154	\$ -	\$ -	\$ 2,804	
78006102	06/30/26	MACON	MACON	1709 PROSPECT DR	OFFICE	15,450	\$ 10.05	33.00	\$ 155,273	\$ 31,958	\$ 68,595	\$ 36,396	\$ 82,240	
07502684	06/30/24	OREGON	THAYER	1006 NETTLETON DRIVE	OFC/WAREHOUSE	1,254	\$ 10.05	1.00	\$ 12,603	\$ 3,117	\$ -	\$ -	\$ 15,720	
07901668	06/30/19	PERRY	PERRY	17751 HIGHWAY C	LAND	-	\$ -	-	\$ 1,200	\$ 1,053	\$ -	\$ -	\$ 2,253	
09501643	06/30/18	ST. GENEVIEVE	BONNE TERRE	HWY D	LAND	-	\$ -	-	\$ 900	\$ 1,001	\$ -	\$ -	\$ 1,901	
09601129	06/30/20	ST. LOUIS	FLORISSANT	917 N. HWY 67	OFFICE	1,000	\$ 7.72	4.00	\$ 7,720	\$ 5,634	\$ -	\$ -	\$ 13,354	
09601665	06/30/18	ST. LOUIS	WEST ALTON	WEST ALTON PLAYGROUND	LAND	-	\$ -	-	\$ 10	\$ 804	\$ -	\$ -	\$ 814	
09602473	12/31/19	ST. LOUIS	LADUE	73 HUNTER AVE	LAND	-	\$ -	-	\$ 2,135	\$ 1,792	\$ -	\$ -	\$ 3,927	
09602487	06/30/18	ST. LOUIS	ST LOUIS	13044 MARINE AVE	LAND	-	\$ -	-	\$ 300	\$ 773	\$ -	\$ -	\$ 1,073	
			STATEWIDE	AIR MONITORING	LAND	-	\$ -	-	\$ 13,348	\$ 1,335	\$ -	\$ -	\$ 14,683	
			Real Estate Services Allocation						\$ 76,548	\$ -	\$ 16,636	\$ 13,127	\$ 46,785	
			NDI-Energy Training Center						\$ 1,483,160	\$ -	\$ -	\$ 1,483,160	\$ -	
			NDI-Kansas City Regional Office (KCRO) Relocation						\$ 109,509	\$ -	\$ 109,509	\$ -	\$ -	
			NDI-MOSERS INCREASE						\$ 125	\$ -	\$ 27	\$ 21	\$ 77	
			NDI-Essential Services						\$ 171,671	\$ -	\$ 38,836	\$ 26,809	\$ 106,026	
			NDI-Premises Maintenance						\$ 222,516	\$ -	\$ 59,023	\$ 35,823	\$ 127,670	
FY24 Natural Resources Lease Requirement						-	138,045	\$ 10.96	515.00	\$ 3,576,357	\$ 576,126	\$ 678,055	\$ 1,917,168	\$ 1,557,260
ETHICS COMMISSION														
02601353	06/30/22	COLE	JEFFERSON CITY	3411-A KNIPP	OFFICE	7,247	\$ 9.50	23.00	\$ 68,847	\$ 35,728	\$ 104,575	\$ -	\$ -	
			Real Estate Services Allocation						\$ 2,572	\$ -	\$ 2,572	\$ -	\$ -	
			NDI-MOSERS INCREASE						\$ 6	\$ -	\$ 6	\$ -	\$ -	
			NDI-Essential Services						\$ 6,003	\$ -	\$ 6,003	\$ -	\$ -	
			NDI-Premises Maintenance						\$ 9,123	\$ -	\$ 9,123	\$ -	\$ -	
FY24 Ethics Commission Lease Requirement						-	7,247	\$ 9.50	23.00	\$ 86,551	\$ 1,327	\$ 87,878	\$ -	\$ -
OFFICE OF ADMINISTRATION														
01011555	06/30/27	BOONE	COLUMBIA	5900 TOWER DRIVE	OFFICE	246	\$ 13.83	1.00	\$ 3,402	\$ 256	\$ 3,658	\$ -	\$ -	
01100335	06/30/18	BUCHANAN	ST JOSEPH	6TH & JULES	PARKING	-	\$ -	-	\$ 1,840	\$ 184	\$ -	\$ -	\$ 2,024	
01201167	06/30/26	BUTLER	POPLAR BLUFF	2155 NORTH WESTWOOD	OFFICE	142	\$ 11.99	1.00	\$ 1,703	\$ 148	\$ 1,851	\$ -	\$ -	
01411822	05/31/22	CALLAWAY	FULTON	505 E 5TH STREET	SCHOOL	7,217	\$ 0.05	-	\$ 361	\$ 379	\$ 740	\$ -	\$ -	
01602571	06/30/27	CAPE GIRARDEAU	CAPE GIRARDEAU	471 SIEMERS DRIVE	OFFICE	485	\$ 10.80	-	\$ 5,238	\$ 504	\$ 5,742	\$ -	\$ -	
98701902	06/30/18	CASS	BELTON	836 NORTH SCOTT AVENUE	OFFICE	150	\$ 10.00	1.00	\$ 1,500	\$ 681	\$ -	\$ -	\$ 2,181	
02600660	06/30/23	COLE	JEFFERSON CITY	1730-1738 E. ELM	OFFICE	5,218	\$ 9.37	2.49	\$ 48,893	\$ 14,443	\$ 63,336	\$ -	\$ -	
02600662	06/30/18	COLE	JEFFERSON CITY	PARKING LOTS	PARKING	-	\$ -	-	\$ 4,315	\$ -	\$ 840	\$ -	\$ 3,475	
02600791	06/30/30	COLE	JEFFERSON CITY	200 MADISON	OFFICE	11,719	\$ 10.30	2.00	\$ 120,706	\$ 24,979	\$ -	\$ -	\$ 145,685	
02602364	06/30/24	COLE	JEFFERSON CITY	4720 SCRUGGS STATION	WAREHOUSE	59,066	\$ 2.53	-	\$ 149,437	\$ 27,288	\$ 73,438	\$ -	\$ 103,287	
02602239	06/30/24	COLE	JEFFERSON CITY	4720 SCRUGGS STATION-GEN SERVICE	WAREHOUSE	44,639	\$ 4.05	67.00	\$ 180,788	\$ 44,527	\$ 101,385	\$ -	\$ 123,930	
02602582	06/30/33	COLE	JEFFERSON CITY	OLD JC POST OFFICE - HIGH STREET	OFFICE	8,520	\$ 6.60	15.00	\$ 56,232	\$ 29,062	\$ 85,294	\$ -	\$ -	
03201609	06/30/25	DEKALB	CAMERON	207 E MCELWAIN DR (ITSD)	OFFICE	532	\$ 9.20	1.00	\$ 4,894	\$ 1,824	\$ 6,718	\$ -	\$ -	
03500618	06/30/25	DUNKLIN	KENNETT	1100 HWY 25 BY-PASS - VACANT	OFFICE	430	\$ 8.35	1.00	\$ 3,591	\$ 1,434	\$ 5,025	\$ -	\$ -	
03900909	10/31/22	GREENE	SPRINGFIELD	1735 W CATALPA STREET	OFFICE	664	\$ 12.00	-	\$ 7,968	\$ 2,623	\$ 10,591	\$ -	\$ -	
03900710	06/30/18	GREENE	SPRINGFIELD	305 W OLIVE, 405 W OLIVE	PARKING	-	\$ -	-	\$ 4,248	\$ 425	\$ -	\$ -	\$ 4,673	
04100383	10/31/22	HARRISON	BETHANY	2403 VANDIVERT (ITSD)	OFFICE	151	\$ 9.05	1.00	\$ 1,367	\$ 739	\$ 2,106	\$ -	\$ -	
04200799	06/30/20	HENRY	CLINTON	1661 NORTH 2ND ST - VACANT	OFFICE	542	\$ 9.00	-	\$ 4,878	\$ 2,169	\$ 7,047	\$ -	\$ -	
04811698	00044012	JACKSON	KANSAS CITY	1119 CHERRY STREET	PARKING	-	\$ -	-	\$ 5,398	\$ -	\$ 5,398	\$ -	\$ -	
04900530	06/30/23	JASPER	JOPLIN	1919 NORTH RANGE LINE (ITSD)	OFFICE	200	\$ 9.24	-	\$ 1,848	\$ 897	\$ 2,745	\$ -	\$ -	
06100821	06/30/26	MACON	MACON	1716-1718 N PROSPECT	OFFICE	175	\$ 9.90	1.00	\$ 1,733	\$ 669	\$ 2,402	\$ -	\$ -	
09100890	06/30/23	RIPLEY	DONIPHAN	ROUTE 2, BOX 1143	OFFICE	343	\$ 8.41	-	\$ 2,885	\$ 1,409	\$ 4,294	\$ -	\$ -	
09201339	06/30/22	ST. CHARLES	ST. PETERS	119-123 OLYMPIC WAY	OFFICE	300	\$ 17.51	1.00	\$ 5,253	\$ 312	\$ -	\$ -	\$ 5,565	
10611700	06/30/25	TANEY	BRANSON	2900 GREEN MOUNTAIN DR	OFFICE	250	\$ 10.08	1.00	\$ 2,520	\$ 1,074	\$ 3,594	\$ -	\$ -	
10800258	06/30/24	VERNON	NEVADA	2201 NORTH ELM	RESIDENTIAL	4,070	\$ 10.27	22.00	\$ 41,799	\$ 11,445	\$ 53,244	\$ -	\$ -	
10801184	06/30/21	VERNON	NEVADA	621 E HIGHLAND - VACANT	OFFICE	146	\$ 9.67	-	\$ 1,412	\$ 261	\$ -	\$ -	\$ 1,673	
11501821	06/30/19	ST LOUIS CITY	ST LOUIS	604 PINE ST	PARKING	-	\$ -	-	\$ 5,682	\$ -	\$ 3,420	\$ -	\$ 2,262	
			Real Estate Services Allocation						\$ 101,502	\$ -	\$ 84,476	\$ -	\$ 17,026	
			NDI-ERP Implementation Space						\$ 325,000	\$ -	\$ 325,000	\$ -	\$ -	
			NDI-MOSERS INCREASE						\$ 106	\$ -	\$ 106	\$ -	\$ -	
			NDI-Essential Services						\$ 318,231	\$ -	\$ 180,358	\$ -	\$ 137,873	
			NDI-Premises Maintenance						\$ 295,809	\$ -	\$ 249,345	\$ -	\$ 46,464	
FY24 Office of Administration Lease Requirement						-	145,205	\$ 4.61	117.49	\$ 1,710,539	\$ 326,648	\$ 1,371,185	\$ -	\$ 666,002

**LEASED FACILITY REQUIREMENT
FY 2024**

LEASED FACILITIES														
LEASE ID	END DATE	COUNTY	CITY	ADDRESS	SPACE USE	SQ FT	CPSF	FTE	ANNUAL RENT	ANNUAL SERVICES	GENERAL REVENUE	FED	OTHER	
PUBLIC SAFETY														
00101409	06/30/27	ADAIR	KIRKSVILLE	2105 E NORMAL	OFFICE	135	\$ 10.00	1.00	\$ 1,350	\$ 474	\$ -	\$ -	\$ 1,824	
01100335	06/30/18	BUCHANAN	ST JOSEPH	6TH & JULES - VETS	PARKING	-	\$ -	-	\$ 1,840	\$ 184	\$ -	\$ -	\$ 2,024	
01200374	06/30/20	BUTLER	POPLAR BLUFF	1903 NORTHWOOD DRIVE - VETS	OFFICE	425	\$ 10.34	-	\$ 4,395	\$ 1,067	\$ -	\$ -	\$ 5,462	
01502589	06/30/18	CAMDEN	OSAGE BEACH	1000 CITY PARKWAY - VETS	OFFICE	320	\$ 9.46	-	\$ 3,027	\$ 2,023	\$ -	\$ -	\$ 5,050	
01600735	06/30/19	CAPE GIRARDEAU	CAPE GIRARDEAU	3014 & 3102 BLATTNER RD - SEMA	OFFICE	250	\$ 9.75	-	\$ 2,438	\$ 1,031	\$ -	\$ 3,469	\$ -	
02600660	06/30/23	COLE	JEFFERSON CITY	1730-1738 E. ELM - LIQUOR CONTROL	OFFICE	8,936	\$ 9.37	25.00	\$ 83,730	\$ 20,548	\$ -	\$ -	\$ 104,278	
02600813	06/01/24	COLE	JEFFERSON CITY	1500 SOUTHRIDGE - VETS	OFFICE	873	\$ 8.95	-	\$ 7,813	\$ 2,191	\$ -	\$ -	\$ 10,004	
02611763	06/30/22	COLE	JEFFERSON CITY	307 WILSON DRIVE - SEMA	WAREHOUSE	40,000	\$ 4.50	-	\$ 180,000	\$ 8,000	\$ -	\$ 188,000	\$ -	
----TBD----	01/00/00	COLE	JEFFERSON CITY	301 WEST MAIN	OFFICE	-	\$ -	-	\$ 23,909	\$ -	\$ 23,909	\$ -	\$ -	
03201609	06/30/25	DEKALB	CAMERON	207 E MCELWAIN - SEMA	OFFICE	111	\$ 9.20	-	\$ 1,021	\$ 380	\$ -	\$ 1,401	\$ -	
03900103	06/30/26	GREENE	SPRINGFIELD	2040 W WOODLAND - VETS	OFFICE	537	\$ 12.97	4.00	\$ 6,965	\$ 2,044	\$ -	\$ -	\$ 9,009	
04600620	06/30/21	HOWELL	WEST PLAINS	3415 & 3417 DIVISION DR - VETS	OFFICE	330	\$ 10.51	1.00	\$ 3,468	\$ 1,237	\$ -	\$ -	\$ 4,705	
04611718	06/30/20	HOWELL	WEST PLAINS	180 KENTUCKY STREET - SEMA	OFFICE	480	\$ 5.00	1.00	\$ 2,400	\$ 1,535	\$ -	\$ -	\$ 3,935	
04811565	06/30/27	JACKSON	INDEPENDENCE	3675 NOLAND RD, SUITE 306 - VETS	OFFICE	1,155	\$ 12.38	-	\$ 14,299	\$ 2,982	\$ -	\$ -	\$ 17,281	
05001407	06/30/26	JEFFERSON	ARNOLD	3675 WEST OUTER RD - VETS	OFFICE	391	\$ 14.63	1.00	\$ 5,720	\$ 1,906	\$ -	\$ -	\$ 7,626	
05300360	06/30/29	LACLEDE	LEBANON	2639 S JEFFERSON - VETS	OFFICE	312	\$ 9.35	1.00	\$ 2,917	\$ 1,461	\$ -	\$ -	\$ 4,378	
05302634	06/30/23	LACLEDE	LEBANON	200 N ADAM - SEMA	OFFICE	150	\$ 14.00	-	\$ 2,100	\$ 756	\$ -	\$ 2,856	\$ -	
05911750	06/30/25	LIVINGSTON	CHILLICOTHE	98 WASHINGTON SUITE 1 - VETS	OFFICE	378	\$ 11.00	-	\$ 4,158	\$ 2,162	\$ -	\$ -	\$ 6,320	
06100821	06/30/26	MACON	MACON	1716-1718 N PROSPECT - VETS	OFFICE	337	\$ 9.90	1.00	\$ 3,336	\$ 1,356	\$ -	\$ -	\$ 4,692	
08100731	06/30/22	PHELPS	ROLLA	1101-1111 KINGSHIGHWAY	OFFICE	196	\$ 9.84	-	\$ 1,929	\$ 788	\$ -	\$ -	\$ 2,717	
08502397	06/30/24	PULASKI	ST ROBERT	194 EASTLAWN AVE - VETS	OFFICE	1,188	\$ 9.00	4.00	\$ 10,692	\$ 4,250	\$ -	\$ -	\$ 14,942	
08811535	06/30/26	RANDOLPH	MOBERLY	3029 COUNTY RD 1325 - VETS	OFFICE	582	\$ 9.28	-	\$ 5,401	\$ 2,679	\$ -	\$ -	\$ 8,080	
10001298	06/30/24	SCOTT	SIKESTON	106 ARTHUR DRIVE - VETS	OFFICE	235	\$ 9.47	1.00	\$ 2,225	\$ 471	\$ -	\$ -	\$ 2,696	
09401266	06/30/19	ST. FRANCOIS	FARMINGTON	901 PROGRESS DR - VETS	OFFICE	615	\$ 10.25	1.00	\$ 6,304	\$ 2,122	\$ -	\$ -	\$ 8,426	
10601802	12/31/11	TANEY	BRANSON	2720 SHEPHERD OF THE HILLS EXP	OFFICE	236	\$ 9.02	1.00	\$ 2,129	\$ 954	\$ -	\$ -	\$ 3,083	
10611625	06/30/25	TANEY	HOLLISTER	235 COON CREEK PKWY - SEMA	WAREHOUSE	10,000	\$ 5.54	-	\$ 55,440	\$ -	\$ -	\$ 55,440	\$ -	
10801184	06/30/21	VERNON	NEVADA	621 E. HIGHLAND - VETS	OFFICE	267	\$ 9.67	1.00	\$ 2,582	\$ 937	\$ -	\$ -	\$ 3,519	
10911802	06/30/27	WARREN	WARRENTON	111 STEINHAGEN ROAD - VETS	OFFICE	389	\$ 10.00	1.00	\$ 3,890	\$ 1,377	\$ -	\$ -	\$ 5,267	
Real Estate Services Allocation									\$ 15,420	\$ -	\$ -	\$ 309	\$ 15,111	
NDI-DPS-SEMA Fund Switch									\$ 228,000	\$ -	\$ 228,000	\$ -	\$ -	
NDI-307 Wilson Improvements									\$ 1,080,000	\$ -	\$ 1,080,000	\$ -	\$ -	
NDI-MOSERS INCREASE									\$ 23	\$ -	\$ -	\$ -	\$ 23	
NDI-Essential Services									\$ 36,029	\$ -	\$ 619	\$ 1,168	\$ 34,242	
NDI-Premises Maintenance									\$ 63,097	\$ -	\$ 20,304	\$ 1,561	\$ 41,232	
FY24 Public Safety Lease Requirement						-	58,828	\$ 6.63	44.00	\$ 732,607	\$ 233,128	\$ 256,157	\$ 206,646	\$ 502,932
GAMING COMMISSION														
02401861	06/30/23	CLAY	KANSAS CITY	1321 BURLINGTON ST	OFFICE	4,556	\$ 12.60	15.00	\$ 57,406	\$ 5,741	\$ -	\$ -	\$ 63,147	
02600253	06/30/26	COLE	JEFFERSON CITY	3417 KNIPP DR	OFFICE	26,256	\$ 10.81	74.00	\$ 283,827	\$ 84,899	\$ -	\$ -	\$ 368,726	
Real Estate Services Allocation									\$ 16,391	\$ -	\$ -	\$ -	\$ 16,391	
NDI-MOSERS INCREASE									\$ 26	\$ -	\$ -	\$ -	\$ 26	
NDI-Essential Services									\$ 37,146	\$ -	\$ -	\$ -	\$ 37,146	
NDI-Premises Maintenance									\$ 44,730	\$ -	\$ -	\$ -	\$ 44,730	
FY24 Gaming Commission Lease Requirement						30,812	\$ 11.07	89.00	\$ 439,526	\$ 106,062	\$ -	\$ -	\$ 545,588	
HIGHWAY PATROL														
00101265	06/30/24	ADAIR	KIRKSVILLE	1612 N. OSTEOPATHY	DE OFFICE	725	\$ 9.40	-	\$ 6,815	\$ 1,682	\$ -	\$ -	\$ 8,497	
00301824	06/30/24	ATCHISON	TARKIO	405 S 11TH ST	DE OFFICE	1,300	\$ 1.38	2.00	\$ 1,794	\$ 1,654	\$ -	\$ -	\$ 3,448	
00502569	06/30/18	BARRY	CASSVILLE	404-7 HIGHWAY 248	DE OFFICE	1,200	\$ 1.00	-	\$ 1,200	\$ 1,481	\$ -	\$ -	\$ 2,681	
00511711	06/30/24	BARRY	CASSVILLE	4020 N. MAIN	OFFICE	401	\$ 3.44	-	\$ 1,379	\$ 593	\$ -	\$ -	\$ 1,972	
00701305	06/30/18	BATES	BUTLER	2-4 WEST OHIO ST	DE OFFICE	1,783	\$ 9.94	1.00	\$ 17,723	\$ 8,400	\$ -	\$ -	\$ 26,123	
00701510	06/30/18	BATES	ADRIAN	ADRIAN	LAND-ANTENNA	-	\$ -	-	\$ 5,700	\$ 570	\$ -	\$ -	\$ 6,270	
00611656	06/30/21	BARTON	LAMAR	105 11TH STREET	OFFICE	1,000	\$ 2.70	-	\$ 2,700	\$ 3,987	\$ -	\$ -	\$ 6,687	
00701616	06/30/20	BATES	AARON	AARON	LAND-ANTENNA	-	\$ -	-	\$ 4,200	\$ 420	\$ -	\$ -	\$ 4,620	
00701621	06/30/18	BATES	APPLETON CITY	APPLETON CITY	LAND-ANTENNA	-	\$ -	-	\$ 4,080	\$ 408	\$ -	\$ -	\$ 4,488	
00801869	06/30/19	BENTON	WARSAW	181 W HARRISON	DE OFFICE	540	\$ 4.03	1.00	\$ 2,175	\$ 218	\$ -	\$ -	\$ 2,393	
01011538	06/30/26	BOONE	COLUMBIA	403-D VANDIVER	DE OFFICE	2,500	\$ 17.00	-	\$ 42,500	\$ 13,438	\$ -	\$ -	\$ 55,938	
01001902	06/30/26	BOONE	COLUMBIA	2201 I70 DR NW	ZONE OFC	300	\$ 1.67	-	\$ 501	\$ 365	\$ -	\$ -	\$ 866	
01100335	06/30/18	BUCHANAN	ST. JOSEPH	6TH & JULES	DE PARKING	-	\$ -	-	\$ 2,576	\$ -	\$ -	\$ -	\$ 2,576	
01300842	06/30/24	CALDWELL	HAMILTON	400 W BERRY	DE OFFICE	218	\$ 8.75	-	\$ 1,908	\$ 1,653	\$ -	\$ -	\$ 3,561	
01400870	06/30/23	CALLAWAY	JEFFERSON CITY	MEMORIAL AIRPORT	LAND	-	\$ -	-	\$ 8,015	\$ 802	\$ -	\$ -	\$ 8,817	

**LEASED FACILITY REQUIREMENT
FY 2024**

LEASED FACILITIES													
LEASE ID	END DATE	COUNTY	CITY	ADDRESS	SPACE USE	SQ FT	CPSF	FTE	ANNUAL RENT	ANNUAL SERVICES	GENERAL REVENUE	FED	OTHER
HIGHWAY PATROL-CONTINUED													
01402610	06/30/40	CALLAWAY	KINGDOM CITY	I-70 AND HWY 54	ANTENNA	-	\$ -	-	\$ 16,686	\$ -	\$ -	\$ -	\$ 16,686
01500882	06/30/20	CAMDEN	CAMDENTON	146 RODEO ROAD	OFFICE	775	\$ 10.78	2.00	\$ 8,355	\$ 2,683	\$ -	\$ -	\$ 11,038
01502246	06/30/24	CAMDEN	OSAGE BEACH	1000 CITY PARKWAY	OFFICE	1,103	\$ 6.04	1.00	\$ 6,662	\$ -	\$ 6,662	\$ -	\$ -
01502263	06/30/25	CAMDEN	OSAGE BEACH	OSAGE BEACH AREA	WP ANTENNA	-	\$ -	-	\$ 3,408	\$ 682	\$ -	\$ 4,090	\$ -
01600735	06/30/24	CAPE GIRARDEAU	CAPE GIRARDEAU	3014 & 3102 BLATTNER RD	DE OFFICE	1,298	\$ 9.75	6.00	\$ 12,656	\$ 3,884	\$ -	\$ -	\$ 16,540
01601796	06/30/22	CAPE GIRARDEAU	CAPE GIRARDEAU	122 S ELLIS	LAB	7,700	\$ 12.00	9.00	\$ 92,400	\$ 37,468	\$ 68,160	\$ -	\$ 61,708
01611721	06/30/24	CAPE GIRARDEAU	CAPE GIRARDEAU	3065 WILLIAMS STREET	OFFICE	1,661	\$ 15.00	-	\$ 24,915	\$ 3,737	\$ -	\$ -	\$ 28,652
01911514	06/30/21	CASS	HARRISONVILLE	1807 E MECHANIC ST	DE OFFICE	2,472	\$ 8.00	3.00	\$ 19,776	\$ 11,374	\$ -	\$ -	\$ 31,150
02001619	06/30/18	CEDAR	CEDAR SPRINGS	CEDAR SPRINGS	LAND-ANTENNA	-	\$ -	-	\$ 4,200	\$ 420	\$ -	\$ -	\$ 4,620
02200133	06/30/23	CHRISTIAN	OZARK	4715 N TOWNE CENTER	DE OFFICE	100	\$ 10.75	1.00	\$ 1,075	\$ 454	\$ -	\$ -	\$ 1,529
02211673	06/30/23	CHRISTIAN	NIXA	715 W. MT. VERNON	OFFICE	500	\$ 2.40	2.00	\$ 1,200	\$ 908	\$ -	\$ -	\$ 2,108
02400884	06/30/21	CLAY	LIBERTY	7000 LIBERTY DR	DE OFFICE	282	\$ 9.20	6.00	\$ 2,594	\$ 1,337	\$ -	\$ -	\$ 3,931
02401832	06/30/18	CLAY	EXCELSIOR SPRINGS	1500 ROSALEA	DE OFFICE	400	\$ 4.05	6.00	\$ 1,620	\$ 162	\$ -	\$ -	\$ 1,782
02402730	06/30/27	CLAY	GLADSTONE	6012 NE ANTIOCH ROAD	OFFICE	3,199	\$ 9.06	-	\$ 28,983	\$ 18,853	\$ -	\$ -	\$ 47,836
02600019	06/30/27	COLE	JEFFERSON CITY	1617 SOUTHRIDGE DRIVE	DE OFFICE	2,590	\$ 13.17	1.00	\$ 34,110	\$ 10,672	\$ -	\$ -	\$ 44,782
02601539	06/30/22	COLE	JEFFERSON CITY	2601 EAGLE RIDGE RD	LAND-ANTENNA	-	\$ -	-	\$ 5,544	\$ 554	\$ -	\$ -	\$ 6,098
02602590	06/30/23	COLE	JEFFERSON CITY	2724 MERCHANTS DRIVE	D/DCC OFFICE	9,000	\$ 8.48	-	\$ 76,320	\$ 22,176	\$ 98,496	\$ -	\$ -
02701781	06/30/23	COOPER	BOONEVILLE	17010 HWY 87, SUITE B	ZONE OFC	540	\$ 3.89	1.00	\$ 2,101	\$ 210	\$ -	\$ -	\$ 2,311
02802478	06/30/20	CRAWFORD	LEASBURG	FLETCHER RD	WP TOWER	-	\$ -	-	\$ 2,044	\$ 409	\$ 2,453	\$ -	\$ -
02811556	06/30/26	CRAWFORD	STEELVILLE	61 EAST HIGHWAY 8	DE OFFICE	776	\$ 3.00	-	\$ 2,328	\$ 233	\$ -	\$ -	\$ 2,561
02901618	06/30/20	DADE	NEOLA	ARCOLA	LAND-ANTENNA	-	\$ -	-	\$ 3,600	\$ 360	\$ -	\$ -	\$ 3,960
02902721	06/30/18	DADE	GREENFIELD	2 N MAIN ST	DE OFFICE	150	\$ 4.62	-	\$ 693	\$ 69	\$ -	\$ -	\$ 762
03002682	06/30/18	DALLAS	BUFALLO	1100 N MAPLE	DE OFFICE	560	\$ 1.61	-	\$ 902	\$ 90	\$ -	\$ -	\$ 992
03100552	06/30/22	DAVIESS	GALLATIN	201 ASH	DE OFFICE	70	\$ 5.90	-	\$ 413	\$ 353	\$ -	\$ -	\$ 766
03202050	06/30/18	DEKALB	MAYSVILLE	701 E MAIN	DE OFFICE	300	\$ 4.00	-	\$ 1,200	\$ 120	\$ -	\$ -	\$ 1,320
03311817	06/30/42	DENT	SALEM	1000 W ROOSEVELT ST	LAND-ANTENNA	-	\$ -	-	\$ 21,600	\$ 2,160	\$ -	\$ -	\$ 23,760
03500695	06/30/19	DUNKLIN	MALDEN	ARNOLD BLVD BOX 411	CDL	366	\$ 8.20	2.00	\$ 3,001	\$ 300	\$ -	\$ -	\$ 3,301
03701615	06/30/18	GASCONADE	DRAKE	2467 S HWY 19	LAND-ANTENNA	-	\$ -	-	\$ 1,632	\$ 163	\$ -	\$ -	\$ 1,795
03900710	06/30/18	GREENE	SPRINGFIELD	305 W. OLIVE, 405 W OLIVE	DE PARKING	-	\$ -	-	\$ 2,612	\$ -	\$ -	\$ -	\$ 2,612
04301044	06/30/18	HICKORY	HERMITAGE	HERMITAGE COMMUNITY BLDG	DE OFFICE	400	\$ 2.60	1.00	\$ 1,040	\$ 104	\$ -	\$ -	\$ 1,144
04801048	06/30/24	JACKSON	INDEPENDENCE	16647 EAST 23RD STREET	DE OFFICE	2,400	\$ 15.50	6.00	\$ 37,200	\$ 4,964	\$ -	\$ -	\$ 42,164
04900401	06/30/18	JASPER	JOPLIN	1110 E. 7th ST, SUITE 6	DE OFFICE	1,717	\$ 10.00	11.00	\$ 17,170	\$ 7,739	\$ -	\$ -	\$ 24,909
82104902	06/30/18	JASPER	CARTHAGE	407 S GARRISON	DE OFFICE	691	\$ 3.99	3.00	\$ 2,757	\$ 276	\$ -	\$ -	\$ 3,033
05002562	06/30/18	JEFFERSON	FESTUS	619 COLLINS	ZONE OFC	2,100	\$ 1.43	-	\$ 3,003	\$ 300	\$ -	\$ -	\$ 3,303
05002662	06/30/25	JEFFERSON	FESTUS	107 BORGA BLDG	DE OFFICE	1,770	\$ 11.00	-	\$ 19,470	\$ 8,823	\$ -	\$ -	\$ 28,293
05100004	06/30/21	JOHNSON	WARRENSBURG	505 N. RIDGEVIEW	DE OFFICE	1,163	\$ 9.23	1.00	\$ 10,734	\$ 4,859	\$ -	\$ -	\$ 15,593
05101509	06/30/18	JOHNSON	CONCORDIA	CONCORDIA	LAND-ANTENNA	-	\$ -	-	\$ 5,060	\$ 506	\$ -	\$ -	\$ 5,566
05101605	06/30/25	JOHNSON	HOLDEN	HOLDEN	LAND-ANTENNA	-	\$ -	-	\$ 6,000	\$ 600	\$ -	\$ -	\$ 6,600
05311571	06/30/18	LACLEDE	LEBANON	1114 LYNN	OFFICE	1,500	\$ 6.00	-	\$ 9,000	\$ 4,019	\$ -	\$ -	\$ 13,019
05401029	06/30/23	LAFAYETTE	LEXINGTON	533 SOUTH 13 HIGHWAY	DE OFFICE	200	\$ 9.36	3.00	\$ 1,872	\$ 187	\$ -	\$ -	\$ 2,059
05501714	06/30/18	LAWRENCE	FREISTATT	FREISTATT	LAND-ANTENNA	-	\$ -	-	\$ 1,800	\$ 180	\$ -	\$ -	\$ 1,980
05611534	06/30/18	LEWIS	MONTICELLO	107 SOUTH WASHINGTON	ZONE OFC	414	\$ 5.80	-	\$ 2,401	\$ 240	\$ -	\$ -	\$ 2,641
06100821	06/30/26	MACON	MACON	1716-1718 PROSPECT	DE OFFICE	920	\$ 9.90	4.00	\$ 9,108	\$ 3,519	\$ -	\$ -	\$ 12,627
06102670	06/30/39	MACON	MACON	MODOT - 26826 HWY 63	WAREHOUSE	200	\$ 2.50	-	\$ 500	\$ 50	\$ -	\$ -	\$ 550
06402641	06/30/39	MARION	HANNIBAL	MODOT - 1711 HWY 61S	BOAT STORAGE	-	\$ -	-	\$ 1,000	\$ 200	\$ -	\$ 1,200	\$ -
06801487	06/30/22	MONITEAU	HIGH POINT	HIGH POINT	LAND-ANTENNA	-	\$ -	-	\$ 4,200	\$ 420	\$ -	\$ -	\$ 4,620
07000553	06/30/18	MONTGOMERY	MONTGOMERY CITY	723 NORTH STURGEON	DE OFFICE	575	\$ 1.04	-	\$ 598	\$ 60	\$ -	\$ -	\$ 658
07001477	06/30/22	MONTGOMERY	RHINELAND	1007 HIGHWAY K	LAND	-	\$ -	-	\$ 4,260	\$ 426	\$ -	\$ -	\$ 4,686
07101480	06/30/22	MORGAN	MORGAN COUNTY	LAND LEASE	LAND-ANTENNA	-	\$ -	-	\$ 3,900	\$ 390	\$ -	\$ -	\$ 4,290
07211762	06/30/40	NEW MADRID	NEW MADRID	505 BLOOMFIELD ROAD	ANTENNA	-	\$ -	-	\$ 18,540	\$ 1,854	\$ -	\$ -	\$ 20,394
07301623	06/30/21	NEWTON	GRAMBY	GRAMBY SITE	LAND-ANTENNA	-	\$ -	-	\$ 4,200	\$ 420	\$ -	\$ -	\$ 4,620
07302063	06/30/23	NEWTON	NEOSHO	475 CHOTEAU-CROWDER COLLEGE	ZONE OFC	1,200	\$ 3.15	-	\$ 3,780	\$ 378	\$ -	\$ -	\$ 4,158
07402243	06/30/21	NODAWAY	MARYVILLE	115 E 4TH ST	DE OFFICE	125	\$ 9.30	-	\$ 1,163	\$ 694	\$ -	\$ -	\$ 1,857
07601479	06/30/18	OSAGE	LINN	ROUTE 1 BOX 233	LAND-ANTENNA	-	\$ -	-	\$ 4,800	\$ 480	\$ -	\$ -	\$ 5,280
07702635	06/30/39	OZARK	GAINSVILLE	MODOT-ROUTE 1 BOX 1C	BOAT STORAGE	300	\$ 1.67	-	\$ 501	\$ 100	\$ -	\$ 601	\$ -
08102629	06/30/39	PHELPS	ST JAMES	MODOT - 17855 HIGHWAY I		1,035	\$ 0.99	-	\$ 1,025	\$ 103	\$ -	\$ -	\$ 1,128
08300375	06/30/23	PLATTE	PLATTE CITY	233 MARSHALL RD	DE OFFICE	324	\$ 11.00	-	\$ 3,564	\$ 1,201	\$ -	\$ -	\$ 4,765
08402507	06/30/18	POLK	BOLIVAR	4460 AIRPORT DRIVE	HANGAR	-	\$ -	-	\$ 4,800	\$ 480	\$ -	\$ -	\$ 5,280
08501600	06/30/18	PULASKI	ST. ROBERT	194 EASTLAWN	DE OFFICE	850	\$ 0.60	1.00	\$ 510	\$ 51	\$ -	\$ -	\$ 561

**LEASED FACILITY REQUIREMENT
FY 2024**

LEASED FACILITIES														
LEASE ID	END DATE	COUNTY	CITY	ADDRESS	SPACE USE	SQ FT	CPSF	FTE	ANNUAL RENT	ANNUAL SERVICES	GENERAL REVENUE	FED	OTHER	
HIGHWAY PATROL-CONTINUED														
08802242	06/30/30	RANDOLPH	RENICK	SECTION 31 TWSHP 53	LAND-ANTENNA	-	\$ -	-	\$ 8,395	\$ 840	\$ -	\$ -	\$ 9,235	
00911751	06/30/39	RIPLEY	DONIPHAN	109 RIPLEY 21 N-1	ANTENNA	-	\$ -	-	\$ 2,546	\$ 255	\$ -	\$ -	\$ 2,801	
09701614	06/30/25	SALINE	MARSHALL	PIPERTOWN TOWER	LAND-ANTENNA	-	\$ -	-	\$ 10,000	\$ 1,000	\$ -	\$ -	\$ 11,000	
09900203	06/30/23	SCOTLAND	MEMPHIS	1 CHILD SUPPORT LN-HWY 136 W	DE OFFICE	218	\$ 9.00	-	\$ 1,962	\$ 929	\$ -	\$ -	\$ 2,891	
10001890	06/30/18	SCOTT	SIKESTON	159 WEST MURRAY LANE	CDL OFFICE	510	\$ 12.94	2.00	\$ 6,599	\$ 660	\$ -	\$ -	\$ 7,259	
10200689	06/30/18	SHELBY	SHELBYNA	116 EAST WALNUT	DE OFFICE	500	\$ 1.20	-	\$ 600	\$ 60	\$ -	\$ -	\$ 660	
09200296	06/30/25	ST. CHARLES	ST CHARLES	2495 RAYMOND DR	DE OFFICE	3,000	\$ 12.43	7.00	\$ 37,290	\$ 12,392	\$ -	\$ -	\$ 49,682	
09201860	06/30/28	ST. CHARLES	WELDON SPRINGS	2360 HIGHWAY D	LAND-ANTENNA	-	\$ -	-	\$ 78,103	\$ -	\$ -	\$ -	\$ 78,103	
09611650	01/00/00	ST. LOUIS	MAPLEWOOD	--- TBD ---	DE OFFICE	-	\$ -	-	\$ 56,304	\$ 14,006	\$ -	\$ -	\$ 70,310	
09601491	06/30/25	ST. LOUIS	HAZELWOOD	7232 N LINDBERGH	OFFICE	3,096	\$ 13.15	7.00	\$ 40,712	\$ 14,994	\$ -	\$ -	\$ 55,706	
09601820	06/30/23	ST. LOUIS	manchester	703 BIG BEND BLVD	DE OFFICE	2,820	\$ 13.85	6.00	\$ 39,057	\$ 13,825	\$ -	\$ -	\$ 52,882	
09611722	06/30/24	ST. LOUIS	VALLEY PARK	232 VANCE ROAD	ZONE OFC	819	\$ 13.00	-	\$ 10,647	\$ 3,946	\$ -	\$ -	\$ 14,593	
11501821	06/30/19	ST. LOUIS CITY	ST LOUIS	604 PINE ST, WAINWRIGHT BLDG.	PARKING	-	\$ -	-	\$ 699	\$ -	\$ -	\$ -	\$ 699	
11502475	06/30/32	ST. LOUIS CITY	ST LOUIS	3101 CHOTEAU AVE	DE PARKING	-	\$ -	-	\$ 1,440	\$ -	\$ -	\$ -	\$ 1,440	
10411696	06/30/24	STONE	KIMBERLING CITY	201 MARINA WAY	OFFICE	500	\$ 9.60	8.00	\$ 4,800	\$ 480	\$ -	\$ -	\$ 5,280	
10511709	06/30/24	SULLIVAN	MILAN	205 N. MARKET	DE OFFICE	200	\$ 4.20	-	\$ 840	\$ -	\$ -	\$ -	\$ 840	
10602723	06/30/18	TANEY	BRANSON	3044 SHEPHERD OF THE HILLS	DE OFFICE	900	\$ 12.00	-	\$ 10,800	\$ 6,542	\$ -	\$ -	\$ 17,342	
10801184	06/30/21	VERNON	NEVADA	621 EAST HIGHLAND	OFFICE	1,227	\$ 9.67	-	\$ 11,865	\$ 4,304	\$ -	\$ -	\$ 16,169	
10802265	06/30/18	VERNON	SHELDON	29003 S 1850 ROAD	ZONE OFC	960	\$ 5.00	-	\$ 4,800	\$ 3,222	\$ -	\$ -	\$ 8,022	
10900092	06/30/23	WARREN	WARRENTON	3409 N HIGHWAY 47	CRASH OFFICE	1,000	\$ 9.90	-	\$ 9,900	\$ 4,482	\$ -	\$ -	\$ 14,382	
10901481	06/30/27	WARREN	WARRENTON	29295 S. DEERFIELD	LAND-ANTENNA	-	\$ -	-	\$ 5,355	\$ 536	\$ -	\$ -	\$ 5,891	
11202460	06/30/23	WEBSTER	ROGERSVILLE	100 W CLINTON ST	CRASH OFFICE	861	\$ 6.27	-	\$ 5,398	\$ 3,887	\$ -	\$ -	\$ 9,285	
11211611	06/30/27	WEBSTER	MARSHFIELD	210 W MAPLE	OFFICE	1,520	\$ 3.47	-	\$ 5,274	\$ 527	\$ -	\$ -	\$ 5,801	
11402360	06/30/18	WRIGHT	MACOMB	SECTION 30 TWSHP NORTH	LAND-ANTENNA	-	\$ -	-	\$ 5,520	\$ 552	\$ -	\$ -	\$ 6,072	
Real Estate Services Allocation									\$ 53,256	\$ -	\$ 7,473	\$ 327	\$ 45,456	
NDI-MOSERS INCREASE									\$ 85	\$ -	\$ 12	\$ 1	\$ 72	
NDI-Essential Services									\$ 121,127	\$ -	\$ 17,442	\$ 670	\$ 103,015	
NDI-Premises Maintenance									\$ 151,448	\$ -	\$ 26,508	\$ 895	\$ 124,045	
FY24 Highway Patrol Lease Requirement						-	80,034	\$ 12.88	104.00	\$ 1,356,690	\$ 422,531	\$ 255,344	\$ 10,842	\$ 1,513,035
NATIONAL GUARD														
01501691	06/30/25	CAMDEN	CAMDENTON	98 N. HWY 5	RECRUITING	1,800	\$ 8.00	2.00	\$ 14,400	\$ -	\$ -	\$ 14,400	\$ -	
02202358	06/30/18	CHRISTIAN	OZARK	5499 N 17TH ST	RECRUITING	1,200	\$ 11.00	0.00	\$ 13,200	\$ -	\$ -	\$ 13,200	\$ -	
02401655	06/30/25	CLAY	KANSAS CITY	7829 N. OAK TRAFFICWAY	RECRUITING	1,400	\$ 17.95	4.00	\$ 25,130	\$ -	\$ -	\$ 25,130	\$ -	
02611672	06/30/24	COLE	JEFFERSON CITY	6808 LIBERTY ROAD	OFF/WAREHOUSE	4,000	\$ 6.00	0.00	\$ 24,000	\$ -	\$ -	\$ -	\$ 24,000	
04811764	06/30/25	JACKSON	INDEPENDENCE	19310 E 50TH TERRACE	OFFICE	1,652	\$ 18.16	0.00	\$ 30,000	\$ -	\$ -	\$ 30,000	\$ -	
83704801	06/30/18	JACKSON	RAYTOWN	RR 17	LAND	-	\$ -	0.00	\$ 120	\$ -	\$ -	\$ 120	\$ -	
05101692	06/30/25	JOHNSON	WARRENSBURG	708 S. MCGUIRE	RECRUITING	2,520	\$ 11.25	3.00	\$ 28,350	\$ -	\$ -	\$ 28,350	\$ -	
08511632	06/30/22	PULASKI	WAYNESVILLE	320 ICHORD	RECRUITING	1,400	\$ 18.43	0.00	\$ 25,802	\$ -	\$ -	\$ 25,802	\$ -	
09601674	06/30/26	ST. LOUIS	FLORISSANT	2424 N. LINDBERGH	RECRUITING	1,450	\$ 17.01	5.00	\$ 24,665	\$ -	\$ -	\$ 24,665	\$ -	
09602563	10/31/30	ST. LOUIS	BRIDGETON	11955 NATURAL BRIDGE RD	OFFICE-ARMORY	36,998	\$ 0.66	0.00	\$ 24,419	\$ -	\$ 24,419	\$ -	\$ -	
09611695	06/30/26	ST. LOUIS	FENTON	20 FENTON PLAZA	RECRUITING	2,000	\$ 17.50	6.00	\$ 35,000	\$ -	\$ -	\$ 35,000	\$ -	
09611644	06/30/53	ST. LOUIS	ST. LOUIS	LEWS AND CLARK BLVD	ARMORY	-	\$ -	0.00	\$ 8,571	\$ -	\$ 8,571	\$ -	\$ -	
STATEWIDE ARMORIES					RECRUITING	-	\$ -	0.00	\$ 1,215,669	\$ -	\$ -	\$ 1,215,669	\$ -	
NDI-Essential Services									\$ 2,837	\$ -	\$ 2,837	\$ -	\$ -	
NDI-Premises Maintenance									\$ 4,311	\$ -	\$ 4,311	\$ -	\$ -	
FY24 National Guard Lease Requirement						54,420	\$ 27.00	20.00	\$ 1,842,295	\$ -	\$ 40,312	\$ 1,773,415	\$ 28,568	
REVENUE														
01100335	06/30/18	BUCHANAN	ST. JOSEPH	6TH & JULES	PARKING	-	\$ -	-	\$ 368	\$ -	\$ 368	\$ -	\$ -	
01201167	06/30/26	BUTLER	POPLAR BLUFF	2153/2155 NORTH WESTWOOD	OFFICE	82	\$ 11.99	1.00	\$ 983	\$ 331	\$ 1,314	\$ -	\$ -	
01600735	06/30/24	CAPE GIRARDEAU	CAPE GIRARDEAU	3014 & 3102 BLATTNER RD	OFFICE	1,919	\$ 9.75	6.00	\$ 18,710	\$ 6,045	\$ 24,755	\$ -	\$ -	
03900710	06/30/18	GREENE	SPRINGFIELD	305 & 405 W. OLIVE	PARKING	-	\$ -	-	\$ 5,869	\$ -	\$ 5,869	\$ -	\$ -	
04811698	06/30/20	JACKSON	KANSAS CITY	1119 CHERRY STREET	PARKING	-	\$ -	-	\$ 29,702	\$ -	\$ 29,702	\$ -	\$ -	
04901047	06/30/18	JASPER	JOPLIN	1110 7TH ST	OFFICE	3,876	\$ 10.25	9.00	\$ 39,729	\$ 14,961	\$ 54,690	\$ -	\$ -	
05711840	06/30/23	LINCOLN	TROY	805 E CHERRY ST, SUITE D	OFFICE	1,891	\$ 10.15	-	\$ 19,194	\$ 7,280	\$ 26,474	\$ -	\$ -	
09602069	06/30/18	ST. LOUIS	CLAYTON	8000 MARYLAND AVE	PARKING	-	\$ -	-	\$ 1,020	\$ 102	\$ 1,122	\$ -	\$ -	
09611655	06/30/24	ST. LOUIS	ST. LOUIS	9441 DIELMAN ROCK ISLAND IND DR	OFFICE	8,661	\$ 14.55	40.00	\$ 126,018	\$ 42,300	\$ 168,318	\$ -	\$ -	
11501821	06/30/19	ST. LOUIS CITY	ST. LOUIS	604 PINE ST	PARKING	-	\$ -	-	\$ 4,285	\$ 429	\$ 4,714	\$ -	\$ -	
00000223	06/30/24	OTHER STATES	JERICHO N.Y.	366 BROADWAY, SUITE 309	OFFICE	1,895	\$ 29.00	11.00	\$ 15	\$ 5,374	\$ 5,389	\$ -	\$ -	
99901530	06/30/26	OTHER STATES	CARROLLTON, TX	2765 TRINITY MILLS RD. SUITE 407	OFFICE	2,070	\$ 15.75	3.00	\$ 32,603	\$ 9,129	\$ 41,732	\$ -	\$ -	

**LEASED FACILITY REQUIREMENT
FY 2024**

LEASED FACILITIES													
LEASE ID	END DATE	COUNTY	CITY	ADDRESS	SPACE USE	SQ FT	CPSF	FTE	ANNUAL RENT	ANNUAL SERVICES	GENERAL REVENUE	FED	OTHER
REVENUE-CONTINUED													
99902249	06/30/27	OTHER STATES	DES PLAINES, IL	2720 SOUTH RIVER RD, SUITE 254	OFFICE	2,351	\$ 15.03	9.00	\$ 35,336	\$ 2,469	\$ 37,805	\$ -	\$ -
			Real Estate Services Allocation						\$ 18,173	\$ -	\$ 18,173	\$ -	\$ -
			NDI-MOSERS INCREASE						\$ 6	\$ -	\$ 6	\$ -	\$ -
			NDI-Essential Services						\$ 42,421	\$ -	\$ 42,421	\$ -	\$ -
			NDI-Premises Maintenance						\$ 64,471	\$ -	\$ 64,471	\$ -	\$ -
			FY24 Revenue Lease Requirement		-	22,745	\$ 13.80	79.00	\$ 438,903	\$ 182,098	\$ 621,001	\$ -	\$ -
LOTTERY COMMISSION													
02602742	06/30/18	COLE	JEFFERSON CITY	5220 BUSINESS 50 WEST	WAREHOUSE	2,500	\$ 3.24	-	\$ 8,100	\$ -	\$ -	\$ -	\$ 8,100
03900825	06/30/24	GREENE	SPRINGFIELD	1506 EAST RAYNELL	OFFICE	6,595	\$ 9.55	13.00	\$ 62,982	\$ 23,452	\$ -	\$ -	\$ 86,434
86404802	06/30/25	JACKSON	INDEPENDENCE	3630 ARROWHEAD AVENUE	OFFICE	9,635	\$ 14.01	18.00	\$ 134,986	\$ 32,111	\$ -	\$ -	\$ 167,097
09600818	06/30/27	ST. LOUIS	ST. LOUIS	1831 CRAIG PARK COURT	OFFICE	10,085	\$ 12.49	24.00	\$ 125,962	\$ 34,126	\$ -	\$ -	\$ 160,088
			Real Estate Services Allocation						\$ 17,196	\$ -	\$ -	\$ -	\$ 17,196
			NDI-MOSERS INCREASE						\$ 28	\$ -	\$ -	\$ -	\$ 28
			NDI-Essential Services						\$ 38,975	\$ -	\$ -	\$ -	\$ 38,975
			NDI-Premises Maintenance						\$ 46,931	\$ -	\$ -	\$ -	\$ 46,931
			FY24 Lottery Commission Lease Requirement		-	26,315	\$ 12.62	55.00	\$ 435,160	\$ 137,280	\$ -	\$ -	\$ 572,440
SECRETARY OF STATE													
02602239	06/30/24	COLE	JEFFERSON CITY	4720 SCRUGGS STATION	WAREHOUSE	95,638	\$ 4.05	4.00	\$ 387,334	\$ 83,349	\$ 470,683	\$ -	\$ -
03900710	06/30/18	GREENE	SPRINGFIELD	305 W OLIVE, 405 W OLIVE	PARKING	-	\$ -	-	\$ 976	\$ -	\$ 976	\$ -	\$ -
03902084	06/30/18	GREENE	SPRINGFIELD	1904 N. LECOMPTE	WAREHOUSE	800	\$ 16.46	-	\$ 13,168	\$ 3,039	\$ 16,207	\$ -	\$ -
11501528	06/30/18	ST. LOUIS CITY	ST. LOUIS	421 SOUTH 11TH ST	PARKING	-	\$ -	-	\$ 4,800	\$ -	\$ -	\$ -	\$ 4,800
11501801	12/31/32	ST. LOUIS CITY	ST. LOUIS	OLD POST OFFICE - 815 OLIVE ST	OFFICE	2,969	\$ 20.63	7.00	\$ 61,250	\$ 24,099	\$ 85,349	\$ -	\$ -
11501808	06/30/18	ST. LOUIS CITY	ST. LOUIS	911 OLIVE STREET	PARKING	-	\$ -	-	\$ 7,648	\$ 765	\$ 8,413	\$ -	\$ -
			Real Estate Services Allocation						\$ 24,242	\$ -	\$ 24,157	\$ -	\$ 85
			NDI-MOSERS INCREASE						\$ 39	\$ -	\$ 39	\$ -	\$ -
			NDI-Essential Services						\$ 57,734	\$ -	\$ 56,391	\$ -	\$ 1,343
			NDI-Premises Maintenance						\$ 85,931	\$ -	\$ 85,703	\$ -	\$ 228
			FY24 Secretary of State Lease Requirement		-	99,407	\$ 4.78	11.00	\$ 643,122	\$ 186,360	\$ 825,544	\$ -	\$ 3,938
SOCIAL SERVICES													
00101265	06/30/24	ADAIR	KIRKSVILLE	1612 NORTH OSTEOPATHY	OFFICE	8,676	\$ 9.40	38.00	\$ 81,554	\$ 19,174	\$ 64,466	\$ 36,262	\$ -
00202363	06/30/18	ANDREW	SAVANNAH	106 N 5TH ST	OFFICE	1,200	\$ 8.50	1.00	\$ 10,200	\$ 3,962	\$ 9,064	\$ 5,098	\$ -
00211842	06/30/24	ANDREW	SAVANNAH	426 1/2 COURT STREET	OFFICE	600	\$ 14.00	-	\$ 8,400	\$ 2,311	\$ 6,855	\$ 3,856	\$ -
00300125	06/30/21	ATCHISON	ROCK PORT	101 GRANT	OFFICE	2,617	\$ 6.10	1.00	\$ 15,964	\$ 6,894	\$ 14,629	\$ 8,229	\$ -
00402424	06/30/22	AUDRAIN	MEXICO	4690 SOUTH CLARK ST	OFFICE	4,872	\$ 11.09	20.00	\$ 54,030	\$ 16,811	\$ 45,338	\$ 25,503	\$ -
00500450	06/30/20	BARRY	CASSVILLE	208 EAST 8TH STREET	OFFICE	8,239	\$ 8.30	28.00	\$ 68,384	\$ 32,212	\$ 64,381	\$ 36,215	\$ -
00601104	06/30/23	BARTON	LAMAR	501 & 503 13TH ST	OFFICE	4,459	\$ 10.28	12.00	\$ 45,839	\$ 14,697	\$ 38,743	\$ 21,793	\$ -
00701305	06/30/18	BATES	BUTLER	2-4 WEST OHIO ST	OFFICE	5,534	\$ 9.94	14.00	\$ 55,008	\$ 26,192	\$ 51,968	\$ 29,232	\$ -
88600802	06/30/23	BENTON	WARSAW	1661 HILLTOP DR	OFFICE	4,900	\$ 6.86	3.00	\$ 33,614	\$ 17,816	\$ 32,915	\$ 18,515	\$ -
00900384	06/30/20	BOLLINGER	MARBLE HILL	602 HIGHWAY 34 WEST	OFFICE	3,126	\$ 8.12	10.00	\$ 25,383	\$ 13,343	\$ 24,785	\$ 13,941	\$ -
01011537	06/30/23	BOONE	COLUMBIA	212 PORTLAND	OFFICE	15,439	\$ 14.79	38.00	\$ 228,343	\$ 56,135	\$ 182,066	\$ 102,412	\$ -
01011552	06/30/26	BOONE	COLUMBIA	601 BUSINESS LOOP 70 WEST	OFFICE	11,460	\$ 15.85	50.00	\$ 181,641	\$ 44,611	\$ 144,801	\$ 81,451	\$ -
01100335	06/30/18	BUCHANAN	ST. JOSEPH	6TH & JULES	PARKING	-	\$ -	-	\$ 33,856	\$ 2,031	\$ 22,968	\$ 12,919	\$ -
01200374	06/30/20	BUTLER	POPLAR BLUFF	1903 NORTHWOOD DR	OFFICE	17,686	\$ 10.34	88.00	\$ 182,873	\$ 51,077	\$ 149,728	\$ 84,222	\$ -
01300842	06/30/24	CALDWELL	HAMILTON	400 W BERRY	OFFICE	2,922	\$ 8.75	3.00	\$ 25,568	\$ 12,248	\$ 24,202	\$ 13,614	\$ -
88601402	06/30/23	CALLAWAY	FULTON	108 NORTH HOSPITAL DRIVE	OFFICE	6,917	\$ 10.22	21.00	\$ 70,692	\$ 26,947	\$ 62,489	\$ 35,150	\$ -
01500882	06/30/20	CAMDEN	CAMDENTON	146 RODEO ROAD	OFFICE	7,207	\$ 10.78	36.00	\$ 77,691	\$ 22,146	\$ 63,896	\$ 35,941	\$ -
01600735	06/30/24	CAPE GIRARDEAU	CAPE GIRARDEAU	3014 & 3102 BLATTNER RD	OFFICE	1,028	\$ 9.75	2.00	\$ 10,023	\$ 3,177	\$ 8,448	\$ 4,752	\$ -
01601005	06/30/30	CAPE GIRARDEAU	CAPE GIRARDEAU	3463 ARMSTRONG DRIVE	OFFICE	8,381	\$ 15.80	-	\$ 132,420	\$ 25,897	\$ 101,323	\$ 56,994	\$ -
01601059	06/30/30	CAPE GIRARDEAU	CAPE GIRARDEAU	3445 ARMSTRONG DRIVE	DAY TREATMENT	11,364	\$ 15.80	33.00	\$ 179,551	\$ 53,655	\$ 149,252	\$ 83,954	\$ -
01602571	06/30/27	CAPE GIRARDEAU	CAPE GIRARDEAU	471 SIEMERS DR	OFFICE	23,993	\$ 10.80	142.00	\$ 259,124	\$ 130,306	\$ 249,235	\$ 140,195	\$ -
01701301	06/30/18	CARROLL	CARROLLTON	1303 N. HWY 65	OFFICE	3,076	\$ 9.35	4.00	\$ 28,761	\$ 19,510	\$ 30,893	\$ 17,378	\$ -
01801075	06/30/24	CARTER	VAN BUREN	AIRPORT RD & HWY 60 HCR 2 BOX 2270	OFFICE	3,266	\$ 8.74	6.00	\$ 28,545	\$ 8,741	\$ 23,863	\$ 13,423	\$ -
01900892	06/30/24	CASS	HARRISONVILLE	2500 E MECHANIC	OFFICE	9,600	\$ 10.08	46.00	\$ 96,768	\$ 32,419	\$ 82,680	\$ 46,507	\$ -
01902638	06/30/25	CASS	RAYMORE	223 MUNICIPAL CIRCLE	OFFICE	6,352	\$ 15.50	26.00	\$ 98,456	\$ 30,112	\$ 82,284	\$ 46,284	\$ -
02000534	06/30/24	CEDAR	STOCKTON	112 RB ROAD	OFFICE	4,413	\$ 9.45	10.00	\$ 41,703	\$ 20,352	\$ 39,715	\$ 22,340	\$ -
02100132	06/30/27	CHARITON	KEYTESVILLE	121 EAST JACKSON	OFFICE	1,999	\$ 11.32	2.00	\$ 22,629	\$ 9,451	\$ 20,531	\$ 11,549	\$ -
02200133	06/30/23	CHRISTIAN	OZARK	4715 N TOWNE CENTER DR	OFFICE	8,101	\$ 10.75	54.00	\$ 87,086	\$ 36,244	\$ 78,931	\$ 44,399	\$ -
02300252	06/30/22	CLARK	KAHOKA	320 WEST MAIN STREET	OFFICE	3,220	\$ 11.10	6.00	\$ 35,742	\$ 10,580	\$ 29,646	\$ 16,676	\$ -
02400698	06/30/24	CLAY	GLADSTONE	731 NE 76TH STREET	DAY TREATMENT	6,819	\$ 15.50	13.00	\$ 105,695	\$ 24,248	\$ 83,164	\$ 46,779	\$ -

**LEASED FACILITY REQUIREMENT
FY 2024**

LEASED FACILITIES													
LEASE ID	END DATE	COUNTY	CITY	ADDRESS	SPACE USE	SQ FT	CPSF	FTE	ANNUAL RENT	ANNUAL SERVICES	GENERAL REVENUE	FED	OTHER
SOCIAL SERVICES-CONTINUED													
02400884	12/31/21	CLAY	LIBERTY	7000 LIBERTY DR	OFFICE	17,650	\$ 9.20	82.00	\$ 162,380	\$ 74,292	\$ 151,470	\$ 85,202	\$ -
02500390	06/30/25	CLINTON	PLATTSBURG	108 BUSH STREET	OFFICE	1,570	\$ 9.60	2.00	\$ 15,072	\$ 9,075	\$ 15,454	\$ 8,693	\$ -
02600482	06/30/26	COLE	JEFFERSON CITY	3418 KNIPP DRIVE	OFFICE	39,539	\$ 10.02	186.00	\$ 396,181	\$ 121,994	\$ 331,632	\$ 186,543	\$ -
02600660	06/30/23	COLE	JEFFERSON CITY	1730-1738 E. ELM	OFFICE	15,870	\$ 9.37	31.00	\$ 148,702	\$ 35,961	\$ 118,184	\$ 66,479	\$ -
02600662	06/30/18	COLE	JEFFERSON CITY	CITY OF JEFFERSON LOT 26	PARKING	-	\$ -	-	\$ 3,834	\$ 230	\$ 2,601	\$ 1,463	\$ -
02611723	06/30/27	COLE	JEFFERSON CITY	3600 COUNTRY CLUB DRIVE	OFFICE	7,000	\$ 15.25	27.00	\$ 106,750	\$ 26,249	\$ 85,119	\$ 47,880	\$ -
02602582	09/30/33	COLE	JEFFERSON CITY	POST OFFICE - 131 W HIGH	OFFICE	8,656	\$ 6.60	25.00	\$ 57,130	\$ 26,216	\$ 53,341	\$ 30,005	\$ -
02611665	06/30/23	COLE	JEFFERSON CITY	1412 CREEK TRAIL DRIVE	OFFICE/WAREHOUSE	33,500	\$ 4.95	4.00	\$ 165,825	\$ 51,088	\$ 138,824	\$ 78,089	\$ -
02611665	06/30/23	COLE	JEFFERSON CITY	1412 CREEK TRAIL DRIVE	OFFICE/WAREHOUSE	33,500	5	4	\$ 165,825	\$ 51,088	\$ 138,824	\$ 78,089	\$ -
88602601	06/30/22	COLE	JEFFERSON CITY	216-222 REAR MCCARTY	PARKING	-	\$ -	-	\$ 22,932	\$ 1,147	\$ 15,411	\$ 8,668	\$ -
02602239	06/30/24	COLE	JEFFERSON CITY	4720 SCRUGGS STATION RD	WAREHOUSE	406	\$ 4.05	-	\$ 1,644	\$ 397	\$ 1,306	\$ 735	\$ -
02602364	06/30/24	COLE	JEFFERSON CITY	4720 SCRUGGS STATION RD	WAREHOUSE	14,394	\$ 2.53	7.00	\$ 36,417	\$ 8,708	\$ 28,880	\$ 16,245	\$ -
88702602	06/30/18	COLE	JEFFERSON CITY	319 BROADWAY STREET	PARKING	-	\$ -	-	\$ 8,610	\$ 689	\$ 5,951	\$ 3,348	\$ -
02602717	06/30/26	COLE	JEFFERSON CITY	2023 ST MARY'S BLVD	OFFICE	8,284	\$ 12.07	46.00	\$ 99,988	\$ 23,992	\$ 79,347	\$ 44,633	\$ -
02711559	06/30/23	COOPER	BOONVILLE	512 JACKSON RD	OFFICE	1,950	\$ 10.50	4.00	\$ 20,475	\$ 10,243	\$ 19,660	\$ 11,058	\$ -
02800881	06/30/24	CRAWFORD	STEELVILLE	272 CUSHING RD	OFFICE	5,196	\$ 7.35	15.00	\$ 38,191	\$ 14,029	\$ 33,421	\$ 18,799	\$ -
02902721	06/30/18	DADE	GREENFIELD	2 NORTH MAIN ST	OFFICE	1,000	\$ 4.62	1.00	\$ 4,620	\$ 2,460	\$ 4,531	\$ 2,549	\$ -
03000392	06/30/23	DALLAS	BUFFALO	719 N ASH ST	OFFICE	3,469	\$ 10.10	11.00	\$ 35,037	\$ 21,367	\$ 36,099	\$ 20,305	\$ -
03100552	10/31/22	DAVIESS	GALLATIN	201 ASH ST	OFFICE	2,989	\$ 5.90	3.00	\$ 17,635	\$ 13,935	\$ 20,205	\$ 11,365	\$ -
03201609	06/30/25	DEKALB	CAMERON	207 E MCELWAIN DR	OFFICE	5,031	\$ 9.20	18.00	\$ 46,285	\$ 13,663	\$ 38,367	\$ 21,581	\$ -
03301073	06/30/19	DENT	SALEM	800 W SCENIC RIVERS BLVD	OFFICE	5,415	\$ 9.25	36.00	\$ 50,089	\$ 25,088	\$ 48,113	\$ 27,064	\$ -
03400880	06/30/20	DOUGLAS	AVA	603 SPRINGFILED ROAD	OFFICE	5,142	\$ 8.37	12.00	\$ 43,039	\$ 22,470	\$ 41,926	\$ 23,583	\$ -
03500618	06/30/25	DUNKLIN	KENNETT	1100 HIGHWAY 25 SOUTH BY-PASS	OFFICE	17,199	\$ 8.35	52.00	\$ 143,612	\$ 56,523	\$ 128,086	\$ 72,049	\$ -
03600261	06/30/28	FRANKLIN	UNION	#1 LIBERTY PLAZA	OFFICE	15,653	\$ 9.50	100.00	\$ 148,704	\$ 55,822	\$ 130,897	\$ 73,629	\$ -
03601418	06/30/23	FRANKLIN	WASHINGTON	1108 WASHINGTON SQUARE	OFFICE	2,200	\$ 10.40	10.00	\$ 22,880	\$ 8,327	\$ 19,972	\$ 11,235	\$ -
03700878	06/30/27	GASCONADE	OWENSVILLE	1008 HIGHWAY 28 WEST	OFFICE	2,769	\$ 9.10	10.00	\$ 25,198	\$ 12,435	\$ 24,085	\$ 13,548	\$ -
03900528	06/30/25	GREENE	SPRINGFIELD	918 JEFFERSON	RESIDENTIAL	3,711	\$ 8.93	14.00	\$ 33,139	\$ 14,603	\$ 30,555	\$ 17,187	\$ -
03900710	06/30/18	GREENE	SPRINGFIELD	305 W OLIVE, 405 W OLIVE	PARKING	-	\$ -	-	\$ 97,601	\$ 9,760	\$ 68,711	\$ 38,650	\$ -
03900909	10/31/22	GREENE	SPRINGFIELD	1735 WEST CATALPA ST	OFFICE	18,167	\$ 12.00	73.00	\$ 218,004	\$ 81,913	\$ 191,947	\$ 107,970	\$ -
03901058	10/31/22	GREENE	SPRINGFIELD	1631 W BENNETT	DAY TREATMENT	6,550	\$ 13.00	14.00	\$ 85,150	\$ 27,000	\$ 71,776	\$ 40,374	\$ -
03901100	06/30/18	GREENE	SPRINGFIELD	3990 WEST SUNSHINE	RESIDENTIAL	4,794	\$ 9.88	15.00	\$ 47,365	\$ 22,313	\$ 44,594	\$ 25,084	\$ -
03901141	06/30/25	GREENE	SPRINGFIELD	914 S JEFFERSON	RESIDENTIAL	1,600	\$ 6.08	-	\$ 9,728	\$ 5,447	\$ 9,712	\$ 5,463	\$ -
97203905	06/30/25	GREENE	SPRINGFIELD	3992 W. SUNSHINE	RESIDENTIAL	3,976	\$ 12.39	16.00	\$ 49,263	\$ 21,600	\$ 45,352	\$ 25,511	\$ -
04001169	06/30/22	GRUNDY	TRENTON	2926 OKLAHOMA	OFFICE	5,829	\$ 10.08	24.00	\$ 58,756	\$ 26,049	\$ 54,275	\$ 30,530	\$ -
04100383	10/31/22	HARRISON	BETHANY	2403 VANDIVERT	OFFICE	2,649	\$ 9.05	10.00	\$ 23,973	\$ 12,765	\$ 23,512	\$ 13,226	\$ -
04200799	06/30/20	HENRY	CLINTON	1661 NORTH 2ND STREET	OFFICE	7,054	\$ 9.00	21.00	\$ 63,486	\$ 26,184	\$ 57,389	\$ 32,281	\$ -
04300619	06/30/24	HICKORY	HERMITAGE	18648 OAK ST	OFFICE	3,801	\$ 9.15	12.00	\$ 34,779	\$ 14,838	\$ 31,755	\$ 17,862	\$ -
04402492	06/30/21	HOLT	MOUND CITY	1423 STATE STREET	OFFICE	1,025	\$ 10.40	1.00	\$ 10,660	\$ 3,093	\$ 8,802	\$ 4,951	\$ -
04501401	06/30/26	HOWARD	FAYETTE	103 FURR STREET	OFFICE	3,527	\$ 10.92	4.00	\$ 38,515	\$ 17,729	\$ 35,996	\$ 20,248	\$ -
04600620	06/30/21	HOWELL	WEST PLAINS	3415 AND 3417 DIVISION DRIVE	OFFICE	19,368	\$ 10.51	81.00	\$ 203,558	\$ 71,425	\$ 175,989	\$ 98,994	\$ -
04700834	06/30/24	IRON	IRONTON	202 PARK DRIVE	OFFICE	4,479	\$ 7.80	10.00	\$ 34,936	\$ 13,379	\$ 30,922	\$ 17,393	\$ -
04811584	06/30/23	JACKSON	INDEPENDENCE	3675 NOLAND RD, SUITE 110	OFFICE	2,625	\$ 12.77	6.00	\$ 33,521	\$ 7,841	\$ 26,472	\$ 14,890	\$ -
04811653	06/30/24	JACKSON	INDEPENDENCE	14500 E. 42ND ST	OFFICE	7,478	\$ 15.25	34.00	\$ 114,040	\$ 22,337	\$ 87,281	\$ 49,096	\$ -
04811698	06/30/20	JACKSON	KANSAS CITY	1119 CHERRY STREET	PARKING	-	\$ -	-	\$ 4,505	\$ 451	\$ 3,172	\$ 1,784	\$ -
04811795	06/30/22	JACKSON	KANSAS CITY	1030 HOLMES STREET	PARKING	-	\$ -	-	\$ 49,140	\$ 4,914	\$ 34,595	\$ 19,459	\$ -
04900162	06/30/18	JASPER	JOPLIN	601 COMMERCIAL	OFFICE	24,715	\$ 9.56	142.00	\$ 236,275	\$ 61,048	\$ 190,287	\$ 107,036	\$ -
04900919	10/31/22	JASPER	JOPLIN	1823 WEST 20TH STREET	DAY TREATMENT	8,083	\$ 14.24	19.00	\$ 115,102	\$ 36,487	\$ 97,017	\$ 54,572	\$ -
04901047	06/30/18	JASPER	JOPLIN	1110 7TH STREET	OFFICE	7,976	\$ 10.25	23.00	\$ 81,754	\$ 8,175	\$ 57,555	\$ 32,374	\$ -
88605002	06/30/18	JEFFERSON	HILLSBORO	10325 BUSINESS 21	OFFICE	34,384	\$ 9.75	172.00	\$ 335,244	\$ 144,492	\$ 307,031	\$ 172,705	\$ -
05100004	12/31/21	JOHNSON	WARRENSBURG	505 N RIDGEVIEW DR	OFFICE	12,528	\$ 9.23	56.00	\$ 115,633	\$ 78,463	\$ 124,221	\$ 69,875	\$ -
05202418	06/30/19	KNOX	EDINA	HWY 6 EAST	OFFICE	500	\$ 7.75	1.00	\$ 3,875	\$ 388	\$ 2,728	\$ 1,535	\$ -
05300360	06/30/29	LACLEDE	LEBANON	2639 S JEFFERSON	OFFICE	8,340	\$ 9.35	38.00	\$ 77,979	\$ 38,465	\$ 74,524	\$ 41,920	\$ -
05400024	10/31/22	LAFAYETTE	LEXINGTON	736 STAR ROUTE 13	OFFICE	7,272	\$ 8.60	26.00	\$ 62,539	\$ 31,121	\$ 59,942	\$ 33,718	\$ -
05500701	06/30/24	LAWRENCE	AURORA	1419 E CHURCH ST	OFFICE	8,442	\$ 11.00	42.00	\$ 92,862	\$ 38,763	\$ 84,240	\$ 47,385	\$ -
05600201	06/30/27	LEWIS	MONTICELLO	500 S. WASHINGTON	OFFICE	3,020	\$ 9.27	6.00	\$ 27,995	\$ 8,181	\$ 23,153	\$ 13,023	\$ -
05700659	06/30/24	LINCOLN	TROY	384 NORTH LINCOLN DRIVE	OFFICE	7,418	\$ 10.36	38.00	\$ 76,850	\$ 21,623	\$ 63,023	\$ 35,450	\$ -
05800371	06/30/23	LINN	BROOKFIELD	103 FOREST DRIVE	OFFICE	4,185	\$ 8.62	19.00	\$ 36,075	\$ 13,923	\$ 31,999	\$ 17,999	\$ -
05900810	06/30/26	LIVINGSTON	CHILLICOTHE	601 WEST MOHAWK	OFFICE	4,908	\$ 15.89	19.00	\$ 77,988	\$ 23,824	\$ 65,160	\$ 36,652	\$ -
06100821	06/30/26	MACON	MACON	1716-1718 N. PROSPECT	OFFICE	4,650	\$ 9.90	14.00	\$ 46,035	\$ 16,817	\$ 40,225	\$ 22,627	\$ -

**LEASED FACILITY REQUIREMENT
FY 2024**

LEASED FACILITIES													
LEASE ID	END DATE	COUNTY	CITY	ADDRESS	SPACE USE	SQ FT	CPSF	FTE	ANNUAL RENT	ANNUAL SERVICES	GENERAL REVENUE	FED	OTHER
SOCIAL SERVICES-CONTINUED													
06201012	06/30/24	MADISON	FREDRICKTOWN	413 BURRIS	OFFICE	5,265	\$ 8.32	19.00	\$ 43,805	\$ 23,849	\$ 43,299	\$ 24,355	\$ -
88606302	06/30/18	MARIES	VIENNA	205 HWY 63 S	OFFICE	1,400	\$ 8.66	2.00	\$ 12,124	\$ 3,375	\$ 9,919	\$ 5,580	\$ -
06400056	06/30/26	MARION	HANNIBAL	3055 HOLMAN DRIVE	OFFICE	9,050	\$ 9.65	49.00	\$ 87,333	\$ 35,393	\$ 78,545	\$ 44,181	\$ -
06011613	06/30/23	MCDONALD	PINEVILLE	5265 S BUSINESS HWY 71, STE C	OFFICE	1,300	\$ 8.20	2.00	\$ 10,660	\$ 4,687	\$ 9,822	\$ 5,525	\$ -
06500378	06/30/26	MERCER	PRINCETON	501 W MAIN	OFFICE	1,668	\$ 10.21	2.00	\$ 17,030	\$ 6,857	\$ 15,288	\$ 8,599	\$ -
06600815	06/30/24	MILLER	ELDON	6 SOUTH INDUSTRIAL PARK	OFFICE	5,680	\$ 9.45	31.00	\$ 53,676	\$ 22,743	\$ 48,908	\$ 27,511	\$ -
06700060	06/30/18	MISSISSIPPI	EAST PRAIRIE	718 NORTH MARTIN	OFFICE	8,413	\$ 10.22	1.00	\$ 85,981	\$ 26,795	\$ 72,177	\$ 40,599	\$ -
88606802	12/31/18	MONITEAU	CALIFORNIA	104 NORTH GERHARDT	OFFICE	662	\$ 8.40	1.00	\$ 5,561	\$ 5,902	\$ 7,336	\$ 4,127	\$ -
06900877	06/30/22	MONROE	PARIS	315 N WASHINGTON	OFFICE	3,482	\$ 8.32	6.00	\$ 28,970	\$ 12,831	\$ 26,753	\$ 15,048	\$ -
07001473	06/30/22	MONTGOMERY	MONTGOMRY CTY	501 NIEDERGERKE	OFFICE	3,968	\$ 8.62	9.00	\$ 34,204	\$ 14,496	\$ 31,168	\$ 17,532	\$ -
07100622	06/30/25	MORGAN	VERSAILLES	703 NORTH MONROE	OFFICE	4,244	\$ 9.25	13.00	\$ 39,257	\$ 16,603	\$ 35,750	\$ 20,110	\$ -
07301297	06/30/18	NEWTON	NEOSHO	201 N. WASHINGTON	OFFICE	12,905	\$ 9.24	47.00	\$ 119,242	\$ 62,301	\$ 116,188	\$ 65,355	\$ -
07400396	06/30/26	NODAWAY	MARYVILLE	301 SUMMIT DRIVE	OFFICE	4,446	\$ 9.63	17.00	\$ 42,815	\$ 19,989	\$ 40,195	\$ 22,609	\$ -
07500836	06/30/18	OREGON	ALTON	HIGHWAY 19 SOUTH	OFFICE	4,331	\$ 7.00	8.00	\$ 30,317	\$ 23,284	\$ 34,305	\$ 19,296	\$ -
07602553	06/30/20	OSAGE	LINN	63 PROGRESS LANE	OFFICE	417	\$ 5.54	1.00	\$ 2,310	\$ 1,451	\$ 2,407	\$ 1,354	\$ -
07700893	06/30/20	OZARK	GAINESVILLE	HWY 160 WEST	OFFICE	4,600	\$ 9.14	17.00	\$ 42,044	\$ 21,024	\$ 40,364	\$ 22,704	\$ -
88607802	12/31/18	PEMISCOT	CARUTHERSVILLE	911 HWY 84	OFFICE	17,525	\$ 9.37	52.00	\$ 164,209	\$ 65,699	\$ 147,141	\$ 82,767	\$ -
07900549	06/30/18	PERRY	PERRYVILLE	12 EAST WICHERN RD	OFFICE	1,049	\$ 11.44	1.00	\$ 12,001	\$ 2,464	\$ 9,258	\$ 5,207	\$ -
08000889	06/30/24	PETTIS	SEDALIA	808 WESTWOOD	OFFICE	10,629	\$ 12.00	48.00	\$ 127,548	\$ 26,713	\$ 98,727	\$ 55,534	\$ -
08100731	06/30/22	PHELPS	ROLLA	1101-1111 KINGSHIGHWAY	OFFICE	22,170	\$ 9.84	86.00	\$ 218,153	\$ 59,371	\$ 177,615	\$ 99,909	\$ -
08201307	06/30/22	PIKE	BOWLING GREEN	1610 BUSINESS 54 WEST	OFFICE	5,604	\$ 6.50	9.00	\$ 36,426	\$ 20,266	\$ 36,283	\$ 20,409	\$ -
08300375	06/30/23	PLATTE	PLATTE CITY	233 MARSHALL ROAD	OFFICE	7,359	\$ 11.00	19.00	\$ 80,949	\$ 26,757	\$ 68,932	\$ 38,774	\$ -
08400827	06/30/21	POLK	BOLIVAR	2110 SPRINGFIELD AVENUE	OFFICE	6,022	\$ 6.00	49.00	\$ 36,132	\$ 24,454	\$ 38,775	\$ 21,811	\$ -
08402521	06/30/20	POLK	BOLIVAR	2110 S SPRINGFIELD	OFFICE	1,945	\$ 6.49	-	\$ 12,623	\$ 7,653	\$ 12,977	\$ 7,299	\$ -
08500385	06/30/24	PULASKI	WAYNESVILLE	712 HISTORIC 66 WEST	OFFICE	9,004	\$ 9.10	25.00	\$ 81,936	\$ 32,738	\$ 73,391	\$ 41,283	\$ -
08600181	06/30/18	PUTNAM	UNIONVILLE	702 S 27TH ST	OFFICE	2,283	\$ 6.78	3.00	\$ 15,479	\$ 11,354	\$ 17,173	\$ 9,660	\$ -
08702535	06/30/27	RALLS	MONROE CITY	1110 US HWY 24 SUITE 16	OFFICE	2,100	\$ 8.00	2.00	\$ 16,800	\$ 7,520	\$ 15,565	\$ 8,755	\$ -
08811646	06/30/24	RANDOLPH	MOBERLY	1317 E HIGHWAY 24, SUITE B	OFFICE	7,291	\$ 8.89	32.00	\$ 64,817	\$ 26,284	\$ 58,305	\$ 32,796	\$ -
08901088	06/30/26	RAY	RICHMOND	901 E. LEXINGTON	OFFICE	4,718	\$ 9.00	15.00	\$ 42,462	\$ 17,416	\$ 38,322	\$ 21,556	\$ -
09000391	06/30/18	REYNOLDS	CENTERVILLE	2394 HWY 21	OFFICE	3,544	\$ 7.19	3.00	\$ 25,481	\$ 16,492	\$ 26,863	\$ 15,110	\$ -
09100890	06/30/23	RIPLEY	DONIPHAN	ROUTE 2 BOX 1143	OFFICE	4,402	\$ 8.41	11.00	\$ 37,021	\$ 1,851	\$ 24,878	\$ 13,994	\$ -
09700812	06/30/24	SALINE	MARSHALL	1239 SANTE FE TRAIL	OFFICE	6,716	\$ 11.07	24.00	\$ 74,346	\$ 28,325	\$ 65,709	\$ 36,962	\$ -
09800183	06/30/27	SCHUYLER	LANCASTER	209 E WASHINGTON STREET	OFFICE	600	\$ 12.50	1.00	\$ 7,500	\$ 6,992	\$ 9,275	\$ 5,217	\$ -
09900203	06/30/23	SCOTLAND	MEMPHIS	HIGHWAY 136 WEST	OFFICE	8,613	\$ 9.00	29.00	\$ 77,517	\$ 36,018	\$ 72,662	\$ 40,873	\$ -
10000700	06/30/18	SCOTT	SIKESTON	601 DAVIS BLVD	DAY TREATMENT	4,383	\$ 8.55	8.00	\$ 37,475	\$ 15,869	\$ 34,140	\$ 19,204	\$ -
10001298	06/30/24	SCOTT	SIKESTON	106 ARTHUR	OFFICE	21,215	\$ 9.47	118.00	\$ 200,906	\$ 67,084	\$ 171,514	\$ 96,476	\$ -
10100623	06/30/26	SHANNON	EMINENCE	17392 STATE HIGHWAY 19	OFFICE	3,977	\$ 9.34	12.00	\$ 37,145	\$ 15,635	\$ 33,779	\$ 19,001	\$ -
10200386	06/30/22	SHELBY	SHELBYVILLE	306 E MAIN ST	OFFICE	2,831	\$ 11.25	7.00	\$ 31,849	\$ 12,924	\$ 28,655	\$ 16,118	\$ -
99909201	06/30/19	ST. CHARLES	ST CHARLES	3737 TRUMAN BLVD	OFFICE	35,176	\$ 8.89	136.00	\$ 312,715	\$ 101,448	\$ 265,064	\$ 149,099	\$ -
09311685	06/30/24	ST. CLAIR	OSCEOLA	230 BUSINESS HIGHWAY 13 SUITE 4	OFFICE	1,166	\$ 8.91	2.00	\$ 10,389	\$ 3,171	\$ 8,678	\$ 4,882	\$ -
09401014	06/30/24	ST. FRANCOIS	PARK HILLS	140 STAPLES DR	OFFICE	16,550	\$ 10.25	86.00	\$ 169,638	\$ 44,662	\$ 137,152	\$ 77,148	\$ -
09602636	06/30/19	ST. LOUIS	WELLSTON	6347 PLYMOUTH AVE	OFFICE	360	\$ 5.52	10.00	\$ 1,987	\$ 979	\$ 1,898	\$ 1,068	\$ -
11502679	06/30/21	ST. LOUIS CITY	ST. LOUIS	5415 PAGE BLVD	OFFICE	1,960	\$ 23.25	-	\$ 45,570	\$ 5,330	\$ 32,576	\$ 18,324	\$ -
11501821	06/30/19	ST. LOUIS CITY	ST. LOUIS	604 PINE ST	PARKING	-	\$ -	-	\$ 150,508	\$ 15,051	\$ 105,958	\$ 59,601	\$ -
11502475	06/30/32	ST. LOUIS CITY	ST. LOUIS	3101 CHOTEAU AVE	PARKING	-	\$ -	-	\$ 17,281	\$ 1,728	\$ 12,166	\$ 6,843	\$ -
09500835	06/30/27	STE. GENEVIEVE	STE GENEVIEVE	583B STE GENEVIEVE DR	OFFICE	2,729	\$ 8.13	6.00	\$ 22,187	\$ 11,075	\$ 21,288	\$ 11,974	\$ -
10300831	06/30/20	STODDARD	BLOOMFIELD	401 SHAWNEE STREET	OFFICE	7,703	\$ 7.98	27.00	\$ 61,470	\$ 28,600	\$ 57,645	\$ 32,425	\$ -
88610402	06/30/20	STONE	GALENA	30832 STATE HWY 413	OFFICE	4,161	\$ 10.74	13.00	\$ 44,689	\$ 21,141	\$ 42,131	\$ 23,699	\$ -
10500093	06/30/27	SULLIVAN	MILAN	309 EAST 3RD STREET	OFFICE	2,439	\$ 9.50	2.00	\$ 23,171	\$ 10,306	\$ 21,425	\$ 12,052	\$ -
10611700	06/30/24	TANEY	BRANSON	2900 GREEN MOUNTAIN DRIVE	OFFICE	3,613	\$ 10.08	15.00	\$ 36,419	\$ 13,025	\$ 31,644	\$ 17,800	\$ -
10611704	06/30/24	TANEY	BRANSON	2900 GREEN MOUNTAIN DRIVE	OFFICE	5,322	\$ 10.00	31.00	\$ 53,220	\$ 19,186	\$ 46,340	\$ 26,066	\$ -
10701017	12/31/22	TEXAS	HOUSTON	16798 OAK HILLS DRIVE	OFFICE	11,006	\$ 8.99	52.00	\$ 98,944	\$ 47,304	\$ 93,599	\$ 52,649	\$ -
10801184	06/30/21	VERNON	NEVADA	621 E HIGHLAND	OFFICE	7,767	\$ 9.67	26.00	\$ 75,107	\$ 26,871	\$ 65,266	\$ 36,712	\$ -
10901306	06/30/23	WARREN	WARRENTON	513 W BOONESLICK	OFFICE	5,798	\$ 10.00	17.00	\$ 57,980	\$ 18,752	\$ 49,108	\$ 27,624	\$ -
11001018	06/30/18	WASHINGTON	POTOSI	10235 W STATE HWY E	OFFICE	9,205	\$ 7.26	30.00	\$ 66,828	\$ 32,566	\$ 63,612	\$ 35,782	\$ -
11101087	06/30/18	WAYNE	PIEDMONT	HWY 49 ROUTE 2 BOX 26351	OFFICE	6,069	\$ 8.28	16.00	\$ 50,251	\$ 25,091	\$ 48,219	\$ 27,123	\$ -
11200875	06/30/26	WEBSTER	MARSHFIELD	222 EAST COMMERCIAL	OFFICE	6,474	\$ 12.00	29.00	\$ 77,688	\$ 29,774	\$ 68,776	\$ 38,686	\$ -
11311793	06/30/26	WORTH	GRANT CITY	9A WEST THIRD STREET	OFFICE	336	\$ 23.21	-	\$ 7,799	\$ 1,922	\$ 6,221	\$ 3,500	\$ -
11401303	06/30/21	WRIGHT	MOUNTAIN GROVE	1801 N. TALCOTT	OFFICE	8,044	\$ 10.32	21.00	\$ 83,014	\$ 31,335	\$ 73,183	\$ 41,166	\$ -

**LEASED FACILITY REQUIREMENT
FY 2024**

LEASED FACILITIES													
LEASE ID	END DATE	COUNTY	CITY	ADDRESS	SPACE USE	SQ FT	CPSF	FTE	ANNUAL RENT	ANNUAL SERVICES	GENERAL REVENUE	FED	OTHER
SOCIAL SERVICES-CONTINUED													
				Real Estate Services Allocation					\$ 584,585	\$ -	\$ 372,152	\$ 212,433	\$ -
				NDI-MOSERS INCREASE					\$ 90	\$ -	\$ 52	\$ 38	\$ -
				NDI-Essential Services					\$ 1,302,566	\$ -	\$ 868,709	\$ 433,857	\$ -
				NDI-Premises Maintenance					\$ 1,899,976	\$ -	\$ 1,320,256	\$ 579,720	\$ -
				FY24 Social Services Lease Requirement	-	1,011,741	\$ 10.24	3,637.00	\$ 14,147,743	\$ 5,592,502	\$ 12,716,999	\$ 7,023,246	\$ -
TOTAL FY24 DEPARTMENT REQUEST LEASING REQUIREMENT											38,236,820	19,524,160	8,565,026
FY23 APPROPRIATION - LEASING											\$ 26,319,579	\$ 15,281,871	\$ 6,943,792
				One-Time Expenditure Reductions					\$ -		\$ -	\$ -	\$ -
				Transfers In					\$ -		\$ -	\$ -	\$ -
				Transfers Out					\$ (63,130)		\$ -	\$ -	\$ (63,130)
				Core Reallocations					\$ -		\$ -	\$ -	\$ -
				Core Reductions					\$ (188,000)		\$ -	\$ (188,000)	\$ -
				NDI-DPS-SEMA Fund Switch					\$ 228,000		\$ 228,000	\$ -	\$ -
				NDI-ERTC - Farmington					\$ 1,600,000		\$ 1,600,000	\$ -	\$ -
				NDI-307 Wilson Improvements					\$ 1,080,000		\$ 1,080,000	\$ -	\$ -
				NDI-ERP Implementation Space					\$ 325,000		\$ 325,000	\$ -	\$ -
				NDI-Essential Services					\$ 4,056,881		\$ 2,386,183	\$ 994,753	\$ 675,945
				NDI-Premises Maintenance					\$ 5,644,675		\$ 3,621,106	\$ 1,332,047	\$ 691,522
				NDI-Structural Modifications					\$ 1,303,876		\$ 1,303,876	\$ -	\$ -
				NDI-State Operated Facility Leasing					\$ 2,618,416		\$ 2,618,416	\$ -	\$ -
				NDI-Energy Training Center					\$ 1,483,160		\$ -	\$ 1,483,160	\$ -
				NDI-Kansas City Regional Office (KCRO) Relocation					\$ 109,509		\$ 109,509	\$ -	\$ -
				NDI-PAY PLAN					\$ -		\$ -	\$ -	\$ -
				NDI-COST TO CONTINUE PAY PLAN					\$ -		\$ -	\$ -	\$ -
				NDI-MOSERS INCREASE					\$ 1,903		\$ 1,070	\$ 479	\$ 354
				NDI-MARKET RATE CTC					\$ -		\$ -	\$ -	\$ -
				NDI-MARKET RATE INCREASE (MBSA)					\$ -		\$ -	\$ -	\$ -
TOTAL FY24 DEPARTMENT REQUEST LEASING REQUIREMENT											\$ 39,592,739	\$ 18,904,310	\$ 8,248,483

**STATE OWNED FACILITY REQUIREMENT
FY 2024**

STATE OWNED FACILITIES													
LEASE ID	STATE FACILITY	COUNTY	CITY	DIVISION	SPACE USE	SQ FT	CPSF	FTE	ANNUAL RENT	ANNUAL SERVICES	GENERAL REVENUE	FED	OTHER
AGRICULTURE													
02601742	HEALTH LAB	COLE	JEFFERSON CITY	ANIMAL HEALTH	LAB	5,211	\$ 12.64	8.00	\$ 65,867	\$ -	\$ 28,652	\$ -	\$ 37,215
02601743	PETRO LAB	COLE	JEFFERSON CITY	WEIGHTS AND MEASURES	LAB	5,069	\$ 17.48	8.00	\$ 88,606	\$ -	\$ -	\$ -	\$ 88,606
02601744	FEED/SEED LAB	COLE	JEFFERSON CITY	DIV OF PLANT INDUSTRIES	LAB	12,647	\$ 11.74	14.00	\$ 148,476	\$ -	\$ 1,720	\$ 7,921	\$ 138,835
02601746	G. WASH CARVER/MBSOB	COLE	JEFFERSON CITY	DIV OF GRAIN INSPEC & WHSE	OFFICE	2,297	\$ 8.19	9.00	\$ 18,812	\$ -	\$ 14,660	\$ -	\$ 4,152
02601746	G. WASH CARVER/MBSOB	COLE	JEFFERSON CITY	OFFICE OF DIRECTOR	OFFICE	7,985	\$ 8.19	25.00	\$ 65,397	\$ -	\$ -	\$ 2,628	\$ 62,769
02601746	G. WASH CARVER/MBSOB	COLE	JEFFERSON CITY	WEIGHTS AND MEASURES	OFFICE	7,247	\$ 8.19	10.00	\$ 59,353	\$ -	\$ 27,932	\$ -	\$ 31,421
02601746	G. WASH CARVER/MBSOB	COLE	JEFFERSON CITY	AG BUSINESS DEVELOPMENT	OFFICE	7,279	\$ 8.19	25.00	\$ 59,615	\$ -	\$ 2,680	\$ -	\$ 56,935
02601746	G. WASH CARVER/MBSOB	COLE	JEFFERSON CITY	DIV OF PLANT INDUSTRIES	OFFICE	5,591	\$ 8.19	16.00	\$ 45,790	\$ -	\$ -	\$ 4,871	\$ 40,919
02601746	G. WASH CARVER/MBSOB	COLE	JEFFERSON CITY	MARKET INFORMATION & OUTREACH	OFFICE	765	\$ 8.19	-	\$ 6,265	\$ -	\$ 6,265	\$ -	\$ -
02601746	G. WASH CARVER/MBSOB	COLE	JEFFERSON CITY	STATE MILK BOARD	OFFICE	1,081	\$ 8.19	6.00	\$ 8,853	\$ -	\$ 5,107	\$ -	\$ 3,746
02601746	G. WASH CARVER/MBSOB	COLE	JEFFERSON CITY	ANIMAL HEALTH	OFFICE	5,294	\$ 8.19	16.00	\$ 43,358	\$ -	\$ 26,448	\$ 12,574	\$ 4,336
02602545	605 HOWARD ST WAREHOUSE	COLE	JEFFERSON CITY	OFFICE OF THE DIRECTOR	STORAGE	3,967	\$ 3.26	-	\$ 12,932	\$ -	\$ -	\$ 610	\$ 12,322
Real Estate Services Allocation									\$ 22,678	\$ -	\$ 4,166	\$ 1,104	\$ 17,408
NDI-MOSERS INCREASE									\$ 298	\$ -	\$ 57	\$ 14	\$ 227
NDI-Essential Services									\$ 166,337	\$ -	\$ 28,246	\$ 6,438	\$ 131,653
FY24 Agriculture State Owned Requirement						64,433	\$ 9.67	274.00	\$ 812,637	\$ (1,246)	\$ 146,124	\$ 37,692	\$ 627,575
ATTORNEY GENERAL													
02601762	SUPREME COURT	COLE	JEFFERSON CITY	ATTORNEY GENERAL	OFFICE	15,412	\$ 4.63	25.00	\$ 71,358	\$ -	\$ 71,358	\$ -	\$ -
02601774	BROADWAY BLDG.	COLE	JEFFERSON CITY	ATTORNEY GENERAL	OFFICE	78,880	\$ 6.44	195.00	\$ 507,987	\$ -	\$ 371,851	\$ 96,518	\$ 39,618
03901768	LANDERS-149 PARK CENTRAL SQ	GREENE	SPRINGFIELD	ATTORNEY GENERAL	OFFICE	7,050	\$ 8.59	22.00	\$ 60,560	\$ -	\$ 25,801	\$ 15,140	\$ 19,619
04801763	FLETCHER DANIELS	JACKSON	KANSAS CITY	ATTORNEY GENERAL	OFFICE	13,801	\$ 9.04	38.00	\$ 124,761	\$ -	\$ 52,053	\$ 40,270	\$ 32,438
Real Estate Services Allocation									\$ 32,991	\$ -	\$ 19,066	\$ 6,075	\$ 7,850
NDI-MOSERS INCREASE									\$ 417	\$ -	\$ 263	\$ 76	\$ 78
NDI-Essential Services									\$ 223,703	\$ -	\$ 129,308	\$ 35,416	\$ 58,979
FY24 Attorney General State Owned Requirement						230,286	\$ 3.32	560.00	\$ 1,021,777	\$ 135,683	\$ 668,937	\$ 207,346	\$ 281,177
AUDITOR													
02601753	CAPITOL BLDG.	COLE	JEFFERSON CITY	STATE AUDITOR	OFFICE	1,984	\$ 7.10	5.00	\$ 14,087	\$ -	\$ 14,087	\$ -	\$ -
02601755	TRUMAN BLDG.	COLE	JEFFERSON CITY	STATE AUDITOR	OFFICE	18,995	\$ 7.06	123.00	\$ 134,105	\$ -	\$ 134,105	\$ -	\$ -
03901768	LANDERS-149 PARK CENTRAL SQ	GREENE	SPRINGFIELD	STATE AUDITOR	OFFICE	2,484	\$ 8.59	13.00	\$ 21,338	\$ -	\$ 21,338	\$ -	\$ -
11501748	WAINWRIGHT	ST LOUIS	ST. LOUIS	STATE AUDITOR	OFFICE	1,567	\$ 8.16	15.00	\$ 12,787	\$ -	\$ 12,787	\$ -	\$ -
04801763	FLETCHER DANIELS	JACKSON	KANSAS CITY	STATE AUDITOR	OFFICE	5,403	\$ 9.04	13.00	\$ 48,843	\$ -	\$ 48,843	\$ -	\$ -
Real Estate Services Allocation									\$ 10,159	\$ -	\$ 10,159	\$ -	\$ -
NDI-MOSERS INCREASE									\$ 127	\$ -	\$ 127	\$ -	\$ -
NDI-Essential Services									\$ 68,903	\$ -	\$ 68,903	\$ -	\$ -
FY24 Auditor State Owned Requirement						30,433	\$ 7.60	169.00	\$ 310,349	\$ 46,087	\$ 356,436	\$ -	\$ -
CORRECTIONS													
01101759	ST JOSEPH	BUCHANAN	ST JOSEPH	PROBATION & PAROLE	OFFICE	7,388	\$ 9.49	6.00	\$ 70,112	\$ -	\$ 70,112	\$ -	\$ -
04801763	FLETCHER DANIELS	JACKSON	KANSAS CITY	PROBATION & PAROLE	OFFICE	12,452	\$ 9.04	32.00	\$ 112,566	\$ -	\$ 112,566	\$ -	\$ -
09600839	NSC-4040 SEVEN HILLS	ST. LOUIS	ST. LOUIS	PROBATION & PAROLE	OFFICE	5,682	\$ 13.37	20.00	\$ 75,968	\$ -	\$ 75,968	\$ -	\$ -
09601163	SSC-7545 S LINDBERGH	ST. LOUIS	ST. LOUIS	PROBATION & PAROLE	OFFICE	7,004	\$ 18.60	28.00	\$ 130,274	\$ -	\$ 130,274	\$ -	\$ -
09600991	JENNINGS-8501 LUCAS/HUNT	ST. LOUIS	ST. LOUIS	PROBATION & PAROLE	OFFICE	12,379	\$ 17.30	31.00	\$ 214,157	\$ -	\$ 214,157	\$ -	\$ -
11501747	MILL CREEK	ST. LOUIS	ST. LOUIS	PROBATION & PAROLE	OFFICE	32,147	\$ 9.64	130.00	\$ 309,897	\$ -	\$ 309,897	\$ -	\$ -
11501803	CHOTEAU	ST. LOUIS	ST. LOUIS	PROBATION & PAROLE	OFFICE	13,604	\$ 9.06	1.00	\$ 123,252	\$ -	\$ 123,252	\$ -	\$ -
Real Estate Services Allocation									\$ 45,903	\$ -	\$ 45,903	\$ -	\$ -
NDI-MOSERS INCREASE									\$ 574	\$ -	\$ 574	\$ -	\$ -
NDI-Essential Services									\$ 311,328	\$ -	\$ 311,328	\$ -	\$ -
FY24 Corrections State Owned Requirement						90,656	\$ 13.82	248.00	\$ 1,394,031	\$ 216,476	\$ 1,610,507	\$ -	\$ -
ECONOMIC DEVELOPMENT													
02601755	TRUMAN BLDG.	COLE	JEFFERSON CITY	ADMINISTRATIVE SERVICES	OFFICE	9,738	\$ 7.06	15.00	\$ 68,987	\$ -	\$ 41,392	\$ -	\$ 27,595
02601755	TRUMAN BLDG.	COLE	JEFFERSON CITY	BUSINESS & COMMUNITY SOLUTIONS	OFFICE	15,544	\$ 7.06	50.00	\$ 111,346	\$ -	\$ 111,346	\$ -	\$ -
02601755	TRUMAN BLDG.	COLE	JEFFERSON CITY	DIVISION OF TOURISM	OFFICE	8,083	\$ 7.06	19.00	\$ 58,671	\$ -	\$ -	\$ -	\$ 58,671
02601755	TRUMAN BLDG.	COLE	JEFFERSON CITY	MISSOURI ONE START	OFFICE	2,253	\$ 7.06	9.00	\$ 17,511	\$ -	\$ 17,511	\$ -	\$ -
02601755	TRUMAN BLDG.	COLE	JEFFERSON CITY	REGIONAL ENGAGEMENT	OFFICE	4,035	\$ 7.06	16.00	\$ 30,092	\$ -	\$ 30,092	\$ -	\$ -
02601755	TRUMAN BLDG.	COLE	JEFFERSON CITY	STRATEGY AND PERFORMANCE	OFFICE	3,463	\$ 7.06	14.00	\$ 24,449	\$ -	\$ 24,449	\$ -	\$ -
Real Estate Services Allocation									\$ 13,611	\$ -	\$ 9,064	\$ -	\$ 4,547
NDI-HSTB Suite 770 Renovations									\$ 490,464	\$ -	\$ 490,464	\$ -	\$ -
NDI-MOSERS INCREASE									\$ 177	\$ -	\$ 119	\$ -	\$ 58
NDI-Essential Services									\$ 95,629	\$ -	\$ 61,471	\$ -	\$ 34,158
FY24 Economic Development State Owned Requirement						43,116	\$ 8.61	123.00	\$ 910,937	\$ 60,381	\$ 808,462	\$ -	\$ 162,856

**STATE OWNED FACILITY REQUIREMENT
FY 2024**

STATE OWNED FACILITIES													
LEASE ID	STATE FACILITY	COUNTY	CITY	DIVISION	SPACE USE	SQ FT	CPSF	FTE	ANNUAL RENT	ANNUAL SERVICES	GENERAL REVENUE	FED	OTHER
ELEMENTARY & SECONDARY EDUCATION													
01101759	ST JOSEPH	BUCHANAN	ST JOSEPH	ADULT LEARNING & REHAB-VR	OFFICE	4,863	\$ 9.49	17.00	\$ 46,150	\$ -	\$ -	\$ 46,150	\$ -
02601754	JEFFERSON BLDG.	COLE	JEFFERSON CITY	DIV FINANCE AND ADMINISTRATION	OFFICE	55,061	\$ 5.80	58.00	\$ 319,354	\$ -	\$ 245,903	\$ 73,451	\$ -
02601754	JEFFERSON BLDG.	COLE	JEFFERSON CITY	LEARNING SERVICES	OFFICE	60,908	\$ 5.80	67.00	\$ 353,266	\$ -	\$ 95,412	\$ 257,854	\$ -
02601754	JEFFERSON BLDG.	COLE	JEFFERSON CITY	COMMUNICATIONS	OFFICE	422	\$ 5.80	-	\$ 2,448	\$ -	\$ 2,448	\$ -	\$ -
02601754	JEFFERSON BLDG.	COLE	JEFFERSON CITY	ADULT LEARNING & REHAB-DDS	OFFICE	1,050	\$ 5.80	-	\$ 6,090	\$ -	\$ -	\$ 6,090	\$ -
02601754	JEFFERSON BLDG.	COLE	JEFFERSON CITY	OFFICE OF CHILDHOOD	OFFICE	19,803	\$ 5.80	-	\$ 114,857	\$ -	\$ -	\$ 114,857	\$ -
03901768	LANDERS-149 PARK CENTRAL SQ	GREENE	SPRINGFIELD	OFFICE OF CHILDHOOD	OFFICE	761	\$ 8.59	8.00	\$ 6,537	\$ -	\$ -	\$ 6,537	\$ -
04801763	FLETCHER DANIELS	JACKSON	KANSAS CITY	ADULT LEARNING & REHAB-VR	OFFICE	3,777	\$ 9.04	11.00	\$ 34,144	\$ -	\$ -	\$ 34,144	\$ -
04802702	TEASDALE-8800 E 63 ST	JACKSON	RAYTOWN	ADULT LEARNING & REHAB-DDS	OFFICE	16,919	\$ 9.05	-	\$ 153,117	\$ -	\$ -	\$ 153,117	\$ -
04802702	TEASDALE-8800 E 63 ST	JACKSON	RAYTOWN	ADULT LEARNING & REHAB-VR	OFFICE	6,438	\$ 9.05	-	\$ 58,264	\$ -	\$ -	\$ 58,264	\$ -
04802702	TEASDALE-8800 E 63 ST	JACKSON	RAYTOWN	ADULT LEARNING & REHAB-DESE	OFFICE	1,120	\$ 9.05	-	\$ 10,136	\$ -	\$ -	\$ 10,136	\$ -
04802702	TEASDALE-8800 E 63 ST	JACKSON	RAYTOWN	OFFICE OF CHILDHOOD	OFFICE	1,599	\$ 9.05	-	\$ 14,471	\$ -	\$ -	\$ 14,471	\$ -
99909602	9900 PAGE	OVERLAND	ST LOUIS	ADULT LEARNING & REHAB-VR	OFFICE	6,355	\$ 12.48	25.00	\$ 79,310	\$ -	\$ -	\$ 79,310	\$ -
09601163	SSC-7545 S LINDBERGH	ST. LOUIS	ST LOUIS	ADULT LEARNING & REHAB-DDS	OFFICE	22,347	\$ 18.60	-	\$ 415,654	\$ -	\$ -	\$ 415,654	\$ -
09601163	SSC-7545 S LINDBERGH	ST. LOUIS	ST LOUIS	ADULT LEARNING & REHAB-VR	OFFICE	5,350	\$ 18.60	83.00	\$ 99,510	\$ -	\$ -	\$ 99,510	\$ -
09601163	SSC-7545 S LINDBERGH	ST. LOUIS	ST LOUIS	ADULT LEARNING & REHAB-DESE	OFFICE	898	\$ 18.60	-	\$ 16,703	\$ -	\$ -	\$ 16,703	\$ -
09600839	NSC-4040 SEVEN HILLS	ST. LOUIS	ST LOUIS	ADULT LEARNING & REHAB-VR	OFFICE	4,190	\$ 13.37	9.00	\$ 56,020	\$ -	\$ -	\$ 56,020	\$ -
11501747	MILL CREEK - 220 S JEFFERSON	ST. LOUIS	ST. LOUIS	OFFICE OF CHILDHOOD	OFFICE	3,680	\$ 9.64	19.00	\$ 35,475	\$ -	\$ -	\$ 35,475	\$ -
11501747	MILL CREEK - 220 S JEFFERSON	ST LOUIS CITY	ST LOUIS	ADULT LEARNING & REHAB-VR	OFFICE	3,429	\$ 9.64	10.00	\$ 33,056	\$ -	\$ -	\$ 33,056	\$ -
99909602	9900 PAGE	ST. LOUIS	OVERLAND	OFFICE OF CHILDHOOD	OFFICE	1,229	\$ 12.48	6.00	\$ 15,338	\$ -	\$ -	\$ 15,338	\$ -
						\$ 75,864	\$ -	\$ 75,864	\$ -	\$ 19,175	\$ 56,689	\$ -	
						\$ 883	\$ -	\$ 883	\$ -	\$ 217	\$ 666	\$ -	
						\$ 501,881	\$ -	\$ 501,881	\$ -	\$ 130,054	\$ 371,827	\$ -	
FY24 Elem. & Secondary Education State Owned Requirement						218,970	\$ 10.34	307.00	\$ 2,448,528	\$ 393,900	\$ 672,747	\$ 2,169,681	\$ -
GOVERNOR													
02601753	CAPITOL BLDG.	COLE	JEFFERSON CITY	GOVERNOR	OFFICE	14,807	\$ 7.10	29.00	\$ 105,130	\$ -	\$ 105,130	\$ -	\$ -
02601756	GOVERNOR'S MANSION	COLE	JEFFERSON CITY	MANSION	OFFICE	17,571	\$ 19.97	-	\$ 350,893	\$ -	\$ 350,893	\$ -	\$ -
03901768	LANDERS-149 PARK CENTRAL SQ	GREENE	SPRINGFIELD	GOVERNOR	OFFICE	1,032	\$ 8.59	-	\$ 8,865	\$ -	\$ 8,865	\$ -	\$ -
04801763	FLETCHER DANIELS	JACKSON	KANSAS CITY	GOVERNOR	OFFICE	3,521	\$ 9.04	-	\$ 31,830	\$ -	\$ 31,830	\$ -	\$ -
11501748	WAINWRIGHT	ST. LOUIS	ST. LOUIS	GOVERNOR	OFFICE	2,755	\$ 8.16	-	\$ 22,481	\$ -	\$ 22,481	\$ -	\$ -
						\$ 20,917	\$ -	\$ 20,917	\$ -	\$ 20,917	\$ -	\$ -	
						\$ 285	\$ -	\$ 285	\$ -	\$ 285	\$ -	\$ -	
						\$ 141,860	\$ -	\$ 141,860	\$ -	\$ 141,860	\$ -	\$ -	
FY24 Governor State Owned Requirement						79,372	\$ 6.54	58.00	\$ 682,261	\$ 51,610	\$ 733,871	\$ -	\$ -
HEALTH & SENIOR SERVICES													
01101759	ST JOSEPH	BUCHANAN	ST. JOSEPH	ADMINISTRATION	OFFICE	3,636	\$ 9.49	10.00	\$ 34,506	\$ -	\$ 15,528	\$ 18,978	\$ -
02601742	HEALTH LAB	COLE	JEFFERSON CITY	COMMUNITY & PUBLIC HEALTH	LAB	98,622	\$ 12.64	99.00	\$ 1,246,582	\$ -	\$ 560,962	\$ 685,620	\$ -
03901768	LANDERS-149 PARK CENTRAL SQ	GREENE	SPRINGFIELD	DEPT OF HEALTH & SENIOR SVS	OFFICE	17,416	\$ 8.59	102.00	\$ 149,603	\$ -	\$ 67,321	\$ 82,282	\$ -
04801764	GATEWAY-1410 GENESEE	JACKSON	KANSAS CITY	DIRECTOR	OFFICE	17,040	\$ 8.40	71.00	\$ 143,136	\$ -	\$ 64,411	\$ 78,725	\$ -
04802702	TEASDALE-8800 E 63 ST	JACKSON	RAYTOWN	DEPT OF HEALTH & SENIOR SVS	OFFICE	10,293	\$ 9.05	-	\$ 93,152	\$ -	\$ 41,918	\$ 51,234	\$ -
07211786	NEW MADRID STATE OFFICE BUILDING	NEW MADRID	NEW MADRID	DEPT OF HEALTH & SENIOR SVS	OFFICE	1,327	\$ 12.86	-	\$ 17,065	\$ -	\$ 7,679	\$ 9,386	\$ -
09600991	JENNINGS-8501 LUCAS/HUNT	ST. LOUIS	ST. LOUIS	DEPT OF HEALTH & SENIOR SVS	OFFICE	4,462	\$ 17.30	24.00	\$ 77,193	\$ -	\$ 34,737	\$ 42,456	\$ -
09601163	SSC - 7545 S LINDBERGH	ST LOUIS	ST LOUIS	DEPT OF HEALTH & SENIOR SVS	OFFICE	2,517	\$ 18.60	13.00	\$ 46,816	\$ -	\$ 21,067	\$ 25,749	\$ -
11501747	MILL CREEK - 220 S JEFFERSON	ST. LOUIS	ST. LOUIS	DEPT OF HEALTH & SENIOR SVS	OFFICE	22,554	\$ 9.64	42.00	\$ 217,421	\$ -	\$ 97,839	\$ 119,582	\$ -
						\$ 83,387	\$ -	\$ 83,387	\$ -	\$ 41,250	\$ 42,137	\$ -	
						\$ 942	\$ -	\$ 942	\$ -	\$ 515	\$ 427	\$ -	
						\$ 525,425	\$ -	\$ 525,425	\$ -	\$ 279,774	\$ 245,651	\$ -	
FY24 Health & Senior Services State Owned Requirement						177,867	\$ 12.79	361.00	\$ 2,635,228	\$ 250,137	\$ 1,447,274	\$ 1,438,091	\$ -
HIGHER EDUCATION													
02601755	TRUMAN BLDG.	COLE	JEFFERSON CITY	WORKFORCE DEVELOP	OFFICE	22,465	\$ 7.06	96.00	\$ 157,320	\$ -	\$ -	\$ 157,320	\$ -
02601755	TRUMAN BLDG.	COLE	JEFFERSON CITY	DHE ADMIN	OFFICE	23,008	\$ 7.06	88.00	\$ 151,322	\$ -	\$ 151,322	\$ -	\$ -
04801764	GATEWAY-1410 GENESEE	JACKSON	KANSAS CITY	WORKFORCE DEVELOPMENT	OFFICE	173	\$ 8.40	1.00	\$ 1,453	\$ -	\$ -	\$ 1,453	\$ -
04901771	DHEWD/JOPLIN-730 WALL	JASPER	JOPLIN	WORKFORCE DEVELOPMENT	OFFICE	22,417	\$ 7.66	13.00	\$ 171,714	\$ -	\$ 32,626	\$ 139,088	\$ -
06401752	DHEWD/HANNIBAL	MARION	HANNIBAL	WORKFORCE DEVELOPMENT	OFFICE	7,609	\$ 6.24	6.00	\$ 47,480	\$ -	\$ -	\$ 47,480	\$ -
10001736	DHEWD/SIKESTON	SCOTT	SIKESTON	WORKFORCE DEVELOPMENT	OFFICE	6,478	\$ 6.70	11.00	\$ 43,403	\$ -	\$ -	\$ 43,403	\$ -
09600839	NSC-4040 SEVEN HILLS	ST. LOUIS	ST LOUIS	WORKFORCE DEVELOPMENT	OFFICE	6,091	\$ 13.37	13.00	\$ 81,437	\$ -	\$ -	\$ 81,437	\$ -
						\$ 32,074	\$ -	\$ 32,074	\$ -	\$ 12,591	\$ 19,483	\$ -	
						\$ 364	\$ -	\$ 364	\$ -	\$ 121	\$ 243	\$ -	
						\$ 198,973	\$ -	\$ 198,973	\$ -	\$ 85,391	\$ 113,582	\$ -	
FY24 Higher Education State Owned Requirement						176,482	\$ 3.71	456.00	\$ 885,540	\$ 221,129	\$ 441,693	\$ 664,976	\$ -

**STATE OWNED FACILITY REQUIREMENT
FY 2024**

STATE OWNED FACILITIES													
LEASE ID	STATE FACILITY	COUNTY	CITY	DIVISION	SPACE USE	SQ FT	CPSF	FTE	ANNUAL RENT	ANNUAL SERVICES	GENERAL REVENUE	FED	OTHER
INSURANCE, FINANCE, & PROFESSIONAL REGISTRATION													
02601745	PROFESSIONAL REG.	COLE	JEFFERSON CITY	PROFESSIONAL REGISTRATION	OFFICE	35,241	\$ 6.75	155.00	\$ 237,877	\$ -	\$ -	\$ -	\$ 237,877
02601755	TRUMAN BLDG.	COLE	JEFFERSON CITY	DEPARTMENT OF INSURANCE	OFFICE	51,464	\$ 7.06	163.20	\$ 363,336	\$ -	\$ -	\$ -	\$ 363,336
02601755	TRUMAN BLDG.	COLE	JEFFERSON CITY	CREDIT UNION	OFFICE	4,040	\$ 7.06	5.50	\$ 28,522	\$ -	\$ -	\$ -	\$ 28,522
02601755	TRUMAN BLDG.	COLE	JEFFERSON CITY	DIVISION OF FINANCE	OFFICE	14,743	\$ 7.06	40.00	\$ 104,086	\$ -	\$ -	\$ -	\$ 104,086
04801763	FLETCHER DANIELS	JACKSON	KANSAS CITY	DIVISION OF FINANCE	OFFICE	4,612	\$ 9.04	15.00	\$ 41,692	\$ -	\$ -	\$ -	\$ 41,692
04801763	FLETCHER DANIELS	JACKSON	KANSAS CITY	DEPARTMENT OF INSURANCE	OFFICE	5,766	\$ 9.04	13.00	\$ 52,125	\$ -	\$ -	\$ -	\$ 52,125
04801763	FLETCHER DANIELS	JACKSON	KANSAS CITY	PUBLIC SERVICE COMMISSION	OFFICE	7,240	\$ 9.04	9.00	\$ 65,450	\$ -	\$ -	\$ -	\$ 65,450
11501748	WAINWRIGHT	ST. LOUIS	ST. LOUIS	PUBLIC SERVICE COMMISSION	OFFICE	4,924	\$ 8.16	8.00	\$ 40,180	\$ -	\$ -	\$ -	\$ 40,180
11501748	WAINWRIGHT	ST. LOUIS	ST. LOUIS	DEPARTMENT OF INSURANCE	OFFICE	5,743	\$ 8.16	14.00	\$ 46,863	\$ -	\$ -	\$ -	\$ 46,863
99909602	9900 PAGE	ST LOUIS	OVERLAND	DIVISION OF FINANCE	OFFICE	4,035	\$ 12.48	16.00	\$ 50,357	\$ -	\$ -	\$ -	\$ 50,357
									\$ 41,229	\$ -	\$ -	\$ -	\$ 41,229
									\$ 616	\$ -	\$ -	\$ -	\$ 616
									\$ 309,712	\$ -	\$ -	\$ -	\$ 309,712
FY24 Insurance State Owned Requirement						275,616	\$ 4.08	877.40	\$ 1,382,045	\$ 94,670	\$ -	\$ -	\$ 1,476,715
JUDICIARY													
02601762	SUPREME COURT	COLE	JEFFERSON CITY	JUDICIARY	OFFICE	46,145	\$ 4.63	83.00	\$ 213,651	\$ -	\$ 213,651	\$ -	\$ -
									\$ 13,215	\$ -	\$ 13,215	\$ -	\$ -
									\$ 134	\$ -	\$ 134	\$ -	\$ -
									\$ 89,615	\$ -	\$ 89,615	\$ -	\$ -
FY24 Judiciary State Owned Requirement						46,145	\$ 7.81	83.00	\$ 316,615	\$ 146,936	\$ 463,551	\$ -	\$ -
LABOR & INDUSTRIAL RELATIONS													
01101759	ST JOSEPH	BUCHANAN	ST. JOSEPH	WORKERS COMPENSATION	OFFICE	2,784	\$ 9.49	4.00	\$ 26,420	\$ -	\$ -	\$ -	\$ 26,420
02601772	W. TRUMAN	COLE	JEFFERSON CITY	LABOR & INDUSTRIAL REL COMM	OFFICE	3,627	\$ 7.22	14.00	\$ 26,187	\$ -	\$ 262	\$ 10,844	\$ 15,081
02601772	W. TRUMAN	COLE	JEFFERSON CITY	DIV WORKER'S COMPENSATION	OFFICE	21,277	\$ 7.22	76.00	\$ 153,620	\$ -	\$ -	\$ -	\$ 153,620
02601772	W. TRUMAN	COLE	JEFFERSON CITY	BOARD OF MEDIATION	OFFICE	261	\$ 7.22	2.00	\$ 1,884	\$ -	\$ 1,884	\$ -	\$ -
02601772	W. TRUMAN	COLE	JEFFERSON CITY	DLS ON-SITE CONSULT	OFFICE	708	\$ 7.22	4.00	\$ 5,112	\$ -	\$ -	\$ 5,112	\$ -
02601772	W. TRUMAN	COLE	JEFFERSON CITY	4805 W TRUMAN GR DLS	OFFICE	2,755	\$ 7.22	-	\$ 19,891	\$ -	\$ 19,891	\$ -	\$ -
02601772	W. TRUMAN	COLE	JEFFERSON CITY	4805 W TRUMAN WC DLS	OFFICE	473	\$ 7.22	-	\$ 3,415	\$ -	\$ -	\$ -	\$ 3,415
02601773	ESB-421 E. DUNKLIN	COLE	JEFFERSON CITY	COMMISSION ON HUMAN RIGHTS	OFFICE	4,359	\$ 6.44	-	\$ 28,072	\$ -	\$ 9,963	\$ 18,109	\$ -
02601773	ESB-421 E. DUNKLIN	COLE	JEFFERSON CITY	EMPLOYMENT SECURITY	OFFICE	74,388	\$ 6.44	513.00	\$ 479,059	\$ -	\$ -	\$ 479,059	\$ -
02601773	ESB-421 E. DUNKLIN	COLE	JEFFERSON CITY	DIRECTOR & STAFF	OFFICE	42,368	\$ 6.44	12.00	\$ 272,850	\$ -	\$ -	\$ 272,850	\$ -
02601805	620 ADAMS WAREHOUSE	COLE	JEFFERSON CITY	DIRECTOR & STAFF	OFFICE	6,755	\$ 4.92	-	\$ 33,235	\$ -	\$ -	\$ 33,235	\$ -
03901769	SPRINGFIELD-WALNUT ST	GREENE	SPRINGFIELD	EMPLOYMENT SECURITY	OFFICE	20,059	\$ 7.50	73.50	\$ 150,443	\$ -	\$ -	\$ 150,443	\$ -
04801764	GATEWAY-1410 GENESEE	JACKSON	KANSAS CITY	EMPLOYMENT SECURITY	OFFICE	19,517	\$ 8.40	53.00	\$ 163,943	\$ -	\$ -	\$ 163,943	\$ -
04801764	GATEWAY-1410 GENESEE	JACKSON	KANSAS CITY	WORKERS COMPENSATION	OFFICE	10,793	\$ 8.40	13.00	\$ 90,661	\$ -	\$ -	\$ -	\$ 90,661
04801764	GATEWAY-1410 GENESEE	JACKSON	KANSAS CITY	HUMAN RIGHTS	OFFICE	1,525	\$ 8.40	6.00	\$ 12,810	\$ -	\$ 4,546	\$ 8,264	\$ -
04901771	DHEWD/JOPLIN-730 WALL	JASPER	JOPLIN	EMPLOYMENT SECURITY	OFFICE	456	\$ 7.66	1.00	\$ 3,493	\$ -	\$ -	\$ 3,493	\$ -
06401752	DHEWD/HANNIBAL	MARION	HANNIBAL	EMPLOYMENT SECURITY	OFFICE	405	\$ 6.24	2.00	\$ 2,527	\$ -	\$ -	\$ 2,527	\$ -
11501748	WAINWRIGHT	ST. LOUIS	ST. LOUIS	WORKERS COMPENSATION	OFFICE	17,341	\$ 8.16	26.00	\$ 141,503	\$ -	\$ -	\$ -	\$ 141,503
11501748	WAINWRIGHT	ST. LOUIS	ST. LOUIS	EMPLOYMENT SECURITY	OFFICE	22,525	\$ 8.16	86.00	\$ 183,804	\$ -	\$ -	\$ 183,804	\$ -
11501748	WAINWRIGHT	ST. LOUIS	ST. LOUIS	HUMAN RIGHTS	OFFICE	5,139	\$ 8.16	10.00	\$ 41,934	\$ -	\$ 16,813	\$ 25,121	\$ -
									\$ 84,424	\$ -	\$ 4,332	\$ 47,767	\$ 32,325
									\$ 870	\$ -	\$ 51	\$ 549	\$ 270
									\$ 550,695	\$ -	\$ 29,385	\$ 278,487	\$ 242,823
FY24 Labor & Industrial Relations State Owned Requirement						257,515	\$ 8.95	895.50	\$ 2,476,852	\$ 463,101	\$ 152,006	\$ 1,630,375	\$ 1,157,572
LEGISLATURE													
02601753	CAPITOL BLDG.	COLE	JEFFERSON CITY	LEGISLATURE	OFFICE	284,594	\$ 7.10	634.00	\$ 2,020,617	\$ -	\$ 2,020,617	\$ -	\$ -
									\$ 78,876	\$ -	\$ 78,876	\$ -	\$ -
									\$ 1,022	\$ -	\$ 1,022	\$ -	\$ -
									\$ 534,940	\$ -	\$ 534,940	\$ -	\$ -
FY24 Legislature State Owned Requirement						284,594	\$ 7.10		\$ 2,635,455	\$ 131,839	\$ 2,767,294	\$ -	\$ -
LT. GOVERNOR													
02601753	CAPITOL BLDG.	COLE	JEFFERSON CITY	LT. GOVERNOR	OFFICE	5,330	\$ 7.10	7.00	\$ 37,844	\$ -	\$ 37,844	\$ -	\$ -
									\$ 2,290	\$ -	\$ 2,290	\$ -	\$ -
									\$ 30	\$ -	\$ 30	\$ -	\$ -
									\$ 15,533	\$ -	\$ 15,533	\$ -	\$ -
FY24 Lt. Governor State Owned Requirement						5,330	\$ 7.10	7.00	\$ 55,697	\$ 24,658	\$ 80,355	\$ -	\$ -

**STATE OWNED FACILITY REQUIREMENT
FY 2024**

STATE OWNED FACILITIES													
LEASE ID	STATE FACILITY	COUNTY	CITY	DIVISION	SPACE USE	SQ FT	CPSF	FTE	ANNUAL RENT	ANNUAL SERVICES	GENERAL REVENUE	FED	OTHER
MENTAL HEALTH													
01101759	ST JOSEPH	BUCHANAN	ST. JOSEPH	DIVISION OF MRDD	OFFICE	2,276	\$ 9.49	3.00	\$ 21,599	\$ -	\$ 12,743	\$ 8,856	\$ -
02601739	DMH-ROBERTS BLDG	COLE	JEFFERSON CITY	DIVISION OF ADA	OFFICE	12,257	\$ 6.22	48.00	\$ 76,239	\$ -	\$ 28,970	\$ 40,407	\$ 6,862
02601739	DMH-ROBERTS BLDG	COLE	JEFFERSON CITY	DIVISION OF CPS	OFFICE	8,053	\$ 6.22	35.00	\$ 50,090	\$ -	\$ 27,549	\$ 22,541	\$ -
02601739	DMH-ROBERTS BLDG	COLE	JEFFERSON CITY	ADMINISTRATION	OFFICE	19,881	\$ 6.22	56.00	\$ 123,660	\$ -	\$ 112,531	\$ 11,129	\$ -
02601739	DMH-ROBERTS BLDG	COLE	JEFFERSON CITY	DEPT OF MENTAL HEALTH	OFFICE	16,396	\$ 6.22	40.00	\$ 101,983	\$ -	\$ 84,646	\$ 17,337	\$ -
02601739	DMH-ROBERTS BLDG	COLE	JEFFERSON CITY	DIVISION OF MRDD	OFFICE	11,283	\$ 6.22	47.00	\$ 70,180	\$ -	\$ 44,915	\$ 25,265	\$ -
04802702	TEASDALE-8800 E 63 ST	JACKSON	RAYTOWN	DIVISION OF MRDD	OFFICE	1,470	\$ 9.05	7.00	\$ 13,304	\$ -	\$ 8,515	\$ 4,789	\$ -
09600839	NSC-4040 SEVEN HILLS	ST. LOUIS	ST LOUIS	ST LOUIS RC	OFFICE	21,213	\$ 13.37	125.00	\$ 283,618	\$ -	\$ 283,618	\$ -	\$ -
99909602	9900 PAGE	ST. LOUIS	OVERLAND	ST LOUIS RC	OFFICE	7,136	\$ 12.48	43.00	\$ 89,057	\$ -	\$ 89,057	\$ -	\$ -
11501748	WAINWRIGHT	ST. LOUIS	ST. LOUIS	DEPT OF MENTAL HEALTH	OFFICE	27,987	\$ 8.16	82.00	\$ 228,374	\$ -	\$ 146,159	\$ 82,215	\$ -
Real Estate Services Allocation									\$ 42,820	\$ -	\$ 34,298	\$ 8,274	\$ 248
NDI-MOSERS INCREASE									\$ 530	\$ -	\$ 428	\$ 99	\$ 3
NDI-Essential Services									\$ 289,120	\$ -	\$ 232,623	\$ 54,641	\$ 1,856
FY24 Mental Health State Owned Requirement						127,952	\$ 9.13	486.00	\$ 1,390,574	\$ 110,423	\$ 1,203,362	\$ 288,786	\$ 8,849
NATURAL RESOURCES													
02601740	DEQ LAB	COLE	JEFFERSON CITY	ENVIRONMENTAL SERVICES	LAB	31,023	9.57	76.00	\$ 296,890	\$ -	\$ 108,745	\$ 88,988	\$ 99,157
02601741	LEWIS & CLARK-1101 RIVERSIDE DR	COLE	JEFFERSON CITY	DNR	OFFICE	90,357	6.4	299.00	\$ 578,285	\$ -	\$ 189,377	\$ 167,303	\$ 221,605
02601753	CAPITOL BLDG.	COLE	JEFFERSON CITY	STATE PARKS	OFFICE	943	7.1	5.00	\$ 6,695	\$ -	\$ 6,695	\$ -	\$ -
02602248	SURPLUS - RIVERSIDE	COLE	JEFFERSON CITY		OFFICE	21,669	12.79	5.00	\$ 277,147	\$ -	\$ 277,147	\$ -	\$ -
09601163	SSC-7545 S LINDBERGH	ST. LOUIS	ST. LOUIS	DIV ENVIRONMENTAL QUALITY	OFFICE	13,516	18.6	57.00	\$ 251,398	\$ -	\$ 55,514	\$ 10,045	\$ 185,839
Real Estate Services Allocation									\$ 53,688	\$ -	\$ 20,972	\$ 10,498	\$ 22,218
NDI-MOSERS INCREASE									\$ 706	\$ -	\$ 278	\$ 142	\$ 286
NDI-Essential Services									\$ 370,333	\$ -	\$ 142,224	\$ 61,208	\$ 166,901
FY24 Natural Resources State Owned Requirement						157,508	\$ 9.30	442.00	\$ 1,835,142	\$ 54,705	\$ 735,744	\$ 358,358	\$ 795,745
OFFICE OF ADMINISTRATION													
01101759	ST JOSEPH	BUCHANAN	ST. JOSEPH	FACILITIES MGMT, DESIGN & CONS	OFFICE	1,878	\$ 9.49	3.00	\$ 17,822	\$ -	\$ -	\$ -	\$ 17,822
01101759	ST JOSEPH	BUCHANAN	ST. JOSEPH	INFO TECHNOLOGY SERVICES DIV	OFFICE	347	\$ 9.49	2.00	\$ 3,293	\$ -	\$ 3,293	\$ -	\$ -
01101759	ST JOSEPH	BUCHANAN	ST. JOSEPH	VACANT	OFFICE	2,497	\$ 9.49	-	\$ 23,697	\$ -	\$ 23,697	\$ -	\$ -
02601741	LEWIS & CLARK-1101 RIVERSIDE DR	COLE	JEFFERSON CITY	INFO TECHNOLOGY SERVICES DIV	OFFICE	460	\$ 6.40	3.00	\$ 2,944	\$ -	\$ 2,944	\$ -	\$ -
02601753	CAPITOL BLDG.	COLE	JEFFERSON CITY	BUDGET AND PLANNING	OFFICE	10,578	\$ 7.10	27.00	\$ 75,104	\$ -	\$ 75,104	\$ -	\$ -
02601753	CAPITOL BLDG.	COLE	JEFFERSON CITY	OA-FMDC/COMMON	OFFICE	50,138	\$ 7.10	10.00	\$ 355,980	\$ -	\$ 355,980	\$ -	\$ -
02601753	CAPITOL BLDG.	COLE	JEFFERSON CITY	MBO PRESS	OFFICE	4,411	\$ 7.10	-	\$ 31,318	\$ -	\$ 31,318	\$ -	\$ -
02601753	CAPITOL BLDG.	COLE	JEFFERSON CITY	FACILITIES MGMT, DESIGN & CONS	OFFICE	5,015	\$ 7.10	10.00	\$ 35,607	\$ -	\$ -	\$ -	\$ 35,607
02601753	CAPITOL BLDG.	COLE	JEFFERSON CITY	OA COMMISSIONER	OFFICE	3,044	\$ 7.10	9.00	\$ 21,612	\$ -	\$ 21,612	\$ -	\$ -
02601754	JEFFERSON BLDG.	COLE	JEFFERSON CITY	FACILITIES MGMT, DESIGN & CONS	OFFICE	3,550	\$ 5.80	4.00	\$ 20,590	\$ -	\$ -	\$ -	\$ 20,590
02601754	JEFFERSON BLDG.	COLE	JEFFERSON CITY	DIV OF GENERAL SERVICES	OFFICE	1,971	\$ 5.80	1.00	\$ 11,432	\$ -	\$ 11,432	\$ -	\$ -
02601754	JEFFERSON BLDG.	COLE	JEFFERSON CITY	FMDC - VACANT	OFFICE	18,813	\$ 5.80	-	\$ 109,115	\$ -	\$ 109,115	\$ -	\$ -
02601755	TRUMAN BLDG.	COLE	JEFFERSON CITY	ACCOUNTING	OFFICE	19,569	\$ 7.06	49.00	\$ 138,157	\$ -	\$ 138,157	\$ -	\$ -
02601755	TRUMAN BLDG.	COLE	JEFFERSON CITY	CHILDREN'S TRUST FUND	OFFICE	3,426	\$ 7.06	4.00	\$ 24,188	\$ -	\$ -	\$ -	\$ 24,188
02601755	TRUMAN BLDG.	COLE	JEFFERSON CITY	CO/SUPPLIER & WORKFORCE DEV	OFFICE	2,014	\$ 7.06	6.48	\$ 14,219	\$ -	\$ 14,219	\$ -	\$ -
02601755	TRUMAN BLDG.	COLE	JEFFERSON CITY	FACILITIES MGMT, DESIGN & CONS	OFFICE	23,729	\$ 7.06	115.00	\$ 167,527	\$ -	\$ -	\$ -	\$ 167,527
02601755	TRUMAN BLDG.	COLE	JEFFERSON CITY	DIV OF GENERAL SERVICES	OFFICE	14,393	\$ 7.06	22.00	\$ 101,615	\$ -	\$ 101,615	\$ -	\$ -
02601755	TRUMAN BLDG.	COLE	JEFFERSON CITY	INFO TECHNOLOGY SERVICES DIV	OFFICE	129,490	\$ 7.06	275.00	\$ 914,199	\$ -	\$ 914,199	\$ -	\$ -
02601755	TRUMAN BLDG.	COLE	JEFFERSON CITY	GOVERNOR'S COUNCIL ON DISABILL	OFFICE	3,184	\$ 7.06	2.00	\$ 22,479	\$ -	\$ 22,479	\$ -	\$ -
02601755	TRUMAN BLDG.	COLE	JEFFERSON CITY	COMMISSIONER'S OFFICE	OFFICE	682	\$ 7.06	1.00	\$ 4,815	\$ -	\$ 4,815	\$ -	\$ -
02601755	TRUMAN BLDG.	COLE	JEFFERSON CITY	COMMISSIONER'S OFFICE	OFFICE	2,648	\$ 7.06	5.00	\$ 18,695	\$ -	\$ 18,695	\$ -	\$ -
02601755	TRUMAN BLDG.	COLE	JEFFERSON CITY	PERSONNEL	OFFICE	27,653	\$ 7.06	75.00	\$ 195,230	\$ -	\$ 195,230	\$ -	\$ -
02601755	TRUMAN BLDG.	COLE	JEFFERSON CITY	PURCHASING	OFFICE	15,208	\$ 7.06	36.00	\$ 107,368	\$ -	\$ 107,368	\$ -	\$ -
02601775	OA GARAGE-705 MO BLVD	COLE	JEFFERSON CITY	GENERAL SERVICES	GARAGE	11,379	\$ 6.80	7.45	\$ 77,377	\$ -	\$ 77,377	\$ -	\$ -
02601776	SIMPSON-709 MO BLVD	COLE	JEFFERSON CITY	FACILITIES MGMT, DESIGN & CONS	OFFICE	11,907	\$ 6.60	14.98	\$ 78,586	\$ -	\$ -	\$ -	\$ 78,586
02601772	W TRUMAN	COLE	JEFFERSON CITY	FMDC - VACANT	OFFICE	4,828	\$ 7.22	-	\$ 34,858	\$ -	\$ 34,858	\$ -	\$ -
02601773	ESB-421 E. DUNKLIN	COLE	JEFFERSON CITY	INFO TECHNOLOGY SERVICES DIV	OFFICE	18,429	\$ 6.44	77.00	\$ 118,683	\$ -	\$ 118,683	\$ -	\$ -
02601773	ESB-421 E. DUNKLIN	COLE	JEFFERSON CITY	FMDC - VACANT	OFFICE	21,618	\$ 6.44	-	\$ 139,220	\$ -	\$ 139,220	\$ -	\$ -
02601774	BROADWAY BLDG.	COLE	JEFFERSON CITY	FACILITIES MGMT, DESIGN & CONS	OFFICE	1,372	\$ 6.44	4.00	\$ 8,836	\$ -	\$ -	\$ -	\$ 8,836
02601805	620 ADAMS WAREHOUSE	COLE	JEFFERSON CITY	FACILITIES MGMT, DESIGN & CONS	OFFICE	1,949	\$ 4.92	11.00	\$ 9,589	\$ -	\$ -	\$ -	\$ 9,589
02601837	2846 HIGHWAY 179	COLE	JEFFERSON CITY	DIV OF GENERAL SERVICES	WAREHOUSE	18,719	\$ 2.60	-	\$ 48,669	\$ -	\$ 48,669	\$ -	\$ -
02602545	605 HOWARD ST WAREHOUSE	COLE	JEFFERSON CITY	FACILITIES MGMT, DESIGN & CONS	STORAGE	1,000	\$ 3.26	-	\$ 3,260	\$ -	\$ -	\$ -	\$ 3,260
02602225	MAUS HOUSE-115 JEFFERSON	COLE	JEFFERSON CITY	REAL ESTATE SERVICES	OFFICE	843	\$ 9.42	-	\$ 7,941	\$ -	\$ 7,941	\$ -	\$ -
02602438	RICHMOND HILL	COLE	JEFFERSON CITY	FMDC - VACANT	OFFICE	3,730	\$ 10.55	-	\$ 39,352	\$ -	\$ 39,352	\$ -	\$ -
03901768	LANDERS-149 PARK CENTRAL SQ	GREENE	SPRINGFIELD	FACILITIES MGMT, DESIGN & CONS	OFFICE	7,739	\$ 8.59	3.00	\$ 66,478	\$ -	\$ -	\$ -	\$ 66,478
04801763	FLETCHER DANIELS	JACKSON	KANSAS CITY	FACILITIES MGMT, DESIGN & CONS	OFFICE	3,314	\$ 9.04	11.00	\$ 29,959	\$ -	\$ -	\$ -	\$ 29,959
04801763	FLETCHER DANIELS	JACKSON	KANSAS CITY	INFO TECHNOLOGY SERVICES DIV	OFFICE	3,573	\$ 9.04	-	\$ 32,300	\$ -	\$ 32,300	\$ -	\$ -
04801763	FLETCHER DANIELS	JACKSON	KANSAS CITY	OFFICE OF SUPPLIER & WORKFOR	OFFICE	859	\$ 9.04	-	\$ 7,765	\$ -	\$ 7,765	\$ -	\$ -
04802702	TEASDALE-8800 E 63 ST	JACKSON	RAYTOWN	FMDC - VACANT	OFFICE	4,483	\$ 9.05	-	\$ 40,571	\$ -	\$ 40,571	\$ -	\$ -

**STATE OWNED FACILITY REQUIREMENT
FY 2024**

STATE OWNED FACILITIES													
LEASE ID	STATE FACILITY	COUNTY	CITY	DIVISION	SPACE USE	SQ FT	CPSF	FTE	ANNUAL RENT	ANNUAL SERVICES	GENERAL REVENUE	FED	OTHER
OFFICE OF ADMINISTRATION-CONTINUED													
04801764	GATEWAY-1410 GENESEE	JACKSON	KANSAS CITY	FACILITIES MGMT, DESIGN & CONS	OFFICE	227	\$ 8.40	2.00	\$ 1,907	\$ -	\$ -	\$ -	\$ 1,907
04801764	GATEWAY-1410 GENESEE	JACKSON	KANSAS CITY	FMDC - VACANT	OFFICE	629	\$ 8.40	-	\$ 5,284	\$ -	\$ 5,284	\$ -	\$ -
07211786	NEW MADRID ST OFFICE BLDG	NEW MADRID	NEW MADRID	FMDC - VACANT	OFFICE	2,609	\$ 12.86	-	\$ 33,552	\$ -	\$ -	\$ -	\$ 33,552
09601163	SSC-7545 S LINDBERGH	ST. LOUIS	ST. LOUIS	FACILITIES MGMT, DESIGN & CONS	OFFICE	102	\$ 18.60	1.00	\$ 1,897	\$ -	\$ -	\$ -	\$ 1,897
09601163	SSC-7545 S LINDBERGH	ST. LOUIS	ST. LOUIS	FMDC - VACANT	OFFICE	2,544	\$ 18.60	-	\$ 47,318	\$ -	\$ -	\$ -	\$ 47,318
99909602	9900 PAGE	ST. LOUIS	OVERLAND	FACILITIES MGMT, DESIGN & CONS	OFFICE	190	\$ 12.48	1.00	\$ 2,371	\$ -	\$ -	\$ -	\$ 2,371
11501748	WAINWRIGHT	ST. LOUIS	ST. LOUIS	OFFICE OF EQUAL OPPORTUNITY	OFFICE	252	\$ 8.16	-	\$ 2,056	\$ -	\$ 2,056	\$ -	\$ -
11501748	WAINWRIGHT	ST. LOUIS	ST. LOUIS	DIV OF INFORMATION SERVICES	OFFICE	5,257	\$ 8.16	-	\$ 42,897	\$ -	\$ 42,897	\$ -	\$ -
11501748	WAINWRIGHT	ST. LOUIS	ST. LOUIS	ADMINISTRATIVE HEARING COMM	OFFICE	1,396	\$ 8.16	-	\$ 11,391	\$ -	\$ 11,391	\$ -	\$ -
11501748	WAINWRIGHT	ST. LOUIS	ST. LOUIS	FACILITIES MGMT, DESIGN & CONS	OFFICE	2,333	\$ 8.16	8.00	\$ 19,037	\$ -	\$ -	\$ -	\$ 19,037
11501748	WAINWRIGHT	ST. LOUIS	ST. LOUIS	FMDC - VACANT	OFFICE	22,501	\$ 8.16	-	\$ 183,608	\$ -	\$ 183,608	\$ -	\$ -
11501749	PRINCE HALL	ST. LOUIS	ST. LOUIS	FMDC - VACANT	OFFICE	71,652	\$ 3.85	-	\$ 275,860	\$ -	\$ 275,860	\$ -	\$ -
11501749	PRINCE HALL	ST. LOUIS	ST. LOUIS	FACILITIES MGMT, DESIGN & CONS	OFFICE	649	\$ 3.85	8.00	\$ 2,499	\$ -	\$ -	\$ -	\$ 2,499
Real Estate Services Allocation									\$ 176,331	\$ -	\$ 154,434	\$ -	\$ 21,897
NDI-Lab Campus Operations									\$ 4,247,309	\$ -	\$ 4,247,309	\$ -	\$ -
NDI-MOSERS INCREASE									\$ 2,021	\$ -	\$ 1,682	\$ -	\$ 339
NDI-Essential Services									\$ 1,211,884	\$ -	\$ 1,047,384	\$ -	\$ 164,500
FY24 Office of Administration State Owned Requirement						1,141,562	\$ 4.22	807.91	\$ 9,427,672	\$ 1,021,887	\$ 9,665,208	\$ -	\$ 784,351
PUBLIC SAFETY													
01101759	ST JOSEPH	BUCHANAN	ST. JOSEPH	VETERANS COMMISSION	OFFICE	1,143	\$ 9.49	2.00	\$ 10,847	\$ -	\$ -	\$ -	\$ 10,847
02601741	LEWIS & CLARK-1101 RIVERSIDE DR	COLE	JEFFERSON CITY	OFFICE OF THE DIRECTOR	OFFICE	21,544	\$ 6.40	64.92	\$ 139,173	\$ -	\$ 139,173	\$ -	\$ -
02601753	CAPITOL BLDG.	COLE	JEFFERSON CITY	CAPITOL POLICE	OFFICE	418	\$ 7.10	15.00	\$ 2,968	\$ -	\$ 2,968	\$ -	\$ -
02601754	JEFFERSON BLDG.	COLE	JEFFERSON CITY	FIRE SAFETY	OFFICE	16,109	\$ 5.80	66.98	\$ 93,432	\$ -	\$ 93,432	\$ -	\$ -
02601754	JEFFERSON BLDG.	COLE	JEFFERSON CITY	VETERANS COMMISSION	OFFICE	15,908	\$ 5.80	24.00	\$ 92,281	\$ -	\$ -	\$ -	\$ 92,281
02601755	TRUMAN BLDG.	COLE	JEFFERSON CITY	CAPITOL POLICE	OFFICE	1,194	\$ 7.06	5.00	\$ 8,430	\$ -	\$ 8,430	\$ -	\$ -
--TBD--	MODOT - W MAIN 3RD FLOOR	COLE	JEFFERSON CITY	CAPITOL POLICE	OFFICE	3,730	\$ 6.41	-	\$ 23,909	\$ -	\$ 23,909	\$ -	\$ -
03901769	SPRINGFIELD-WALNUT ST	GREENE	SPRINGFIELD	DIVISION OF LIQUOR CONTROL	OFFICE	4,257	\$ 7.50	5.00	\$ 30,749	\$ -	\$ -	\$ -	\$ 30,749
04801763	FLETCHER DANIELS	JACKSON	KANSAS CITY	MISSOURI VETERANS COMMISSISON	OFFICE	1,616	\$ 9.04	-	\$ 14,609	\$ -	\$ -	\$ -	\$ 14,609
04802702	TEASDALE-63RD ST	JACKSON	RAYTOWN	ALCOHOL AND TOBACCO CONTRO	OFFICE	3,666	\$ 9.05	5.00	\$ 32,177	\$ -	\$ -	\$ -	\$ 32,177
04901771	DHEWD/JOPLIN-730 WALL	JASPER	JOPLIN	VETERANS COMMISSION	OFFICE	316	\$ 7.66	-	\$ 2,422	\$ -	\$ -	\$ -	\$ 2,422
06401752	DHEWD/HANNIBAL	MARION	HANNIBAL	VETERANS COMMISSION	OFFICE	206	\$ 6.24	1.00	\$ 1,286	\$ -	\$ -	\$ -	\$ 1,286
09601163	SSC-7545 S LINDBERGH	ST. LOUIS	ST. LOUIS	LIQUOR CONTROL	OFFICE	2,183	\$ 18.60	6.00	\$ 40,604	\$ -	\$ -	\$ -	\$ 40,604
Real Estate Services Allocation									\$ 20,684	\$ -	\$ 10,991	\$ -	\$ 9,693
NDI-MOSERS INCREASE									\$ 263	\$ -	\$ 142	\$ -	\$ 121
NDI-Essential Services									\$ 147,360	\$ -	\$ 74,544	\$ -	\$ 72,816
FY24 Public Safety State Owned Requirement						144,580	\$ 3.90	194.90	\$ 670,470	\$ 71,594	\$ 385,621	\$ -	\$ 356,443
GAMING COMMISSION													
99909602	9900 PAGE	ST. LOUIS	OVERLAND	GAMING	OFFICE	5,786	\$ 12.48	15.00	\$ 72,209	\$ -	\$ -	\$ -	\$ 72,209
Real Estate Services Allocation									\$ 2,886	\$ -	\$ -	\$ -	\$ 2,886
NDI-MOSERS INCREASE									\$ 36	\$ -	\$ -	\$ -	\$ 36
NDI-Essential Services									\$ 21,690	\$ -	\$ -	\$ -	\$ 21,690
FY24 Gaming Commission State Owned Requirement						5,786	\$ 12.48	15.00	\$ 96,821	\$ 6,588	\$ -	\$ -	\$ 103,409
HIGHWAY PATROL													
00702004	MODOT - HWY 52 WEST, RR4	BATES	BUTLER	STATE HIGHWAY PATROL	OFFICE	168	\$ 2.98	-	\$ 501	\$ -	\$ -	\$ -	\$ 501
01101759	ST JOSEPH	BUCHANAN	ST. JOSEPH	STATE HIGHWAY PATROL	OFFICE	1,777	\$ 9.49	3.00	\$ 16,864	\$ -	\$ -	\$ -	\$ 16,864
01802511	MODOT - HWY 60	CARTER	VAN BUREN	STATE HIGHWAY PATROL	ZONE OFC	4,400	\$ 5.73	-	\$ 25,212	\$ -	\$ -	\$ -	\$ 25,212
01902000	MODOT-27821 S STATE ROUTE 7	CASS	HARRISONVILLE	STATE HIGHWAY PATROL	ZONE OFC	180	\$ 1.67	-	\$ 301	\$ -	\$ -	\$ -	\$ 301
02202021	MODOT-1810 SELMORE BLVD	CHRISTIAN	OZARK	STATE HIGHWAY PATROL	ZONE OFC	247	\$ 2.02	-	\$ 499	\$ -	\$ -	\$ -	\$ 499
02801912	MODOT 7149 OLD ROUTE 66	CRAWFORD	CUBA	STATE HIGHWAY PATROL	ZONE OFC	168	\$ 2.98	-	\$ 501	\$ -	\$ -	\$ -	\$ 501
03002605	MODOT-1732 N AST ST	DALLAS	BUFFALO	STATE HIGHWAY PATROL	OFFICE	1,205	\$ 1.78	-	\$ 2,145	\$ -	\$ -	\$ -	\$ 2,145
03202013	MODOT-1501 N HARRIS	DEKALB	CAMERON	STATE HIGHWAY PATROL	ZONE OFC	200	\$ 2.50	-	\$ 500	\$ -	\$ -	\$ -	\$ 500
03301913	MODOT - MO 32 & RT F	DENT	SALEM	STATE HIGHWAY PATROL	ZONE OFC	168	\$ 2.98	-	\$ 501	\$ -	\$ -	\$ -	\$ 501
03402023	MODOT - 504 CO ROAD 506	DOUGLAS	AVA	STATE HIGHWAY PATROL	ZONE OFC	185	\$ 2.70	-	\$ 500	\$ -	\$ -	\$ -	\$ 500
03601919	MODOT - 2215 N COMMERCIAL	FRANKLIN	ST CLAIR	STATE HIGHWAY PATROL	ZONE OFC	168	\$ 2.98	-	\$ 501	\$ -	\$ -	\$ -	\$ 501
03901768	LANDERS-149 PARK CENTRAL SQ	GREENE	SPRINGFIELD	STATE HIGHWAY PATROL	OFFICE	2,465	\$ 8.59	-	\$ 21,174	\$ -	\$ -	\$ -	\$ 21,174
04001999	MODOT - 230 E HWY 6	GRUNDY	TRENTON	STATE HIGHWAY PATROL	ZONE OFC	200	\$ 2.50	-	\$ 500	\$ -	\$ -	\$ -	\$ 500
04101998	MODOT - 3101 MILLER	HARRISON	BETHANY	STATE HIGHWAY PATROL	ZONE OFC	200	\$ 2.50	-	\$ 500	\$ -	\$ -	\$ -	\$ 500
04202007	MODOT - 1057 E GAINES	HENRY	CLINTON	STATE HIGHWAY PATROL	ZONE OFC	168	\$ 2.98	-	\$ 501	\$ -	\$ -	\$ -	\$ 501
04401996	MODOT - 24876 HWY 118	HOLT	MOUND CITY	STATE HIGHWAY PATROL	ZONE OFC	200	\$ 2.50	-	\$ 500	\$ -	\$ -	\$ -	\$ 500
04601917	MODOT - 1287 COUNTY ROAD 8690	HOWELL	WEST PLAINS	STATE HIGHWAY PATROL	ZONE OFC	168	\$ 2.98	-	\$ 501	\$ -	\$ -	\$ -	\$ 501
04801763	FLETCHER DANIELS	JACKSON	KANSAS CITY	STATE HIGHWAY PATROL	OFFICE	3,378	\$ 9.04	4.00	\$ 30,537	\$ -	\$ -	\$ -	\$ 30,537
04802702	TEASDALE-8800 E 63 ST	JACKSON	RAYTOWN	STATE HIGHWAY PATROL	OFFICE	2,514	\$ 9.05	-	\$ 22,752	\$ -	\$ -	\$ -	\$ 22,752
05302027	MODOT - 1120 IVY LANE	LACLEDE	LEBANON	STATE HIGHWAY PATROL	ZONE OFC	462	\$ 1.08	-	\$ 499	\$ -	\$ -	\$ -	\$ 499

**STATE OWNED FACILITY REQUIREMENT
FY 2024**

STATE OWNED FACILITIES																
LEASE ID	STATE FACILITY	COUNTY	CITY	DIVISION	SPACE USE	SQ FT	CPSF	FTE	ANNUAL RENT	ANNUAL SERVICES	GENERAL REVENUE	FED	OTHER			
HIGHWAY PATROL-CONTINUED																
05402705	MODOT - 7353 OUTER RD	LAFAYETTE	ODESSA	STATE HIGHWAY PATROL	ZONE OFC	168	\$ 2.98	-	\$ 501	\$ -	\$ -	\$ -	\$ 501			
05502015	MODOT - 1005 SPRING PARK BLVD	LAWRENCE	MT VERNON	STATE HIGHWAY PATROL	ZONE OFC	168	\$ 1.79	-	\$ 301	\$ -	\$ -	\$ -	\$ 301			
05701995	MODOT - 121 FRANCIS DR	LINCOLN	TROY	STATE HIGHWAY PATROL	ZONE OFC	200	\$ 2.50	-	\$ 500	\$ -	\$ -	\$ -	\$ 500			
05902010	MODOT - 1305 MITCHELL RD	LIVINGSTON	CHILLICOTHE	STATE HIGHWAY PATROL	ZONE OFC	200	\$ 4.50	-	\$ 900	\$ -	\$ -	\$ -	\$ 900			
06101992	MODOT - 26988 US HWY 63	MACON	MACON	STATE HIGHWAY PATROL	ZONE OFC	200	\$ 2.50	-	\$ 500	\$ -	\$ -	\$ -	\$ 500			
07401997	MODOT - 28320 250TH ST	NODAWAY	MARYVILLE	STATE HIGHWAY PATROL	ZONE OFC	200	\$ 2.50	-	\$ 500	\$ 50	\$ -	\$ -	\$ 550			
08302025	MODOT - 16105 ELM GROVE RD	PLATTE	PLATTE CITY	STATE HIGHWAY PATROL	ZONE OFC	144	\$ 3.47	-	\$ 500	\$ -	\$ -	\$ -	\$ 500			
08402019	MODOT - 2814 W BROADWAY	POLK	BOLIVAR	STATE HIGHWAY PATROL	ZONE OFC	320	\$ 1.56	-	\$ 499	\$ -	\$ -	\$ -	\$ 499			
08501914	MODOT - 375 OLD ROUTE 66	PULASKI	ST. ROBERT	STATE HIGHWAY PATROL	ZONE OFC	168	\$ 2.98	-	\$ 501	\$ -	\$ -	\$ -	\$ 501			
08801993	MODOT - 1503 E HWY 24	RANDOLPH	MOBERLY	STATE HIGHWAY PATROL	ZONE OFC	200	\$ 2.50	-	\$ 500	\$ -	\$ -	\$ -	\$ 500			
09302513	MODOT - 1501 S HWY 13	ST. CLAIR	COLLINS	STATE HIGHWAY PATROL	ZONE OFC	896	\$ 8.48	-	\$ 7,598	\$ -	\$ -	\$ -	\$ 7,598			
09202510	MODOT - 580 N SERVICE RD	ST. CHARLES	ST PETERS	STATE HIGHWAY PATROL	OFFICE	4,400	\$ 7.77	-	\$ 34,188	\$ -	\$ -	\$ -	\$ 34,188			
09600991	JENNINGS-8501 LUCAS/HUNT	ST. LOUIS	ST. LOUIS	STATE HIGHWAY PATROL	OFFICE	2,858	\$ 17.30	7.00	\$ 49,443	\$ -	\$ -	\$ -	\$ 49,443			
11501748	WAINWRIGHT	ST LOUIS	ST LOUIS	STATE HIGHWAY PATROL	OFFICE	253	\$ 8.16	-	\$ 2,064	\$ -	\$ -	\$ -	\$ 2,064			
11501803	CHOTEAU	ST. LOUIS	ST. LOUIS	STATE HIGHWAY PATROL	OFFICE	2,847	\$ 9.06	5.00	\$ 25,794	\$ -	\$ -	\$ -	\$ 25,794			
10602012	MODOT - 275 NW OUTER RD, #B	TANEY	BRANSON	STATE HIGHWAY PATROL	ZONE OFC	450	\$ 1.11	-	\$ 500	\$ -	\$ -	\$ -	\$ 500			
10701916	MODOT - 1540 N HWY 63	TEXAS	HOUSTON	STATE HIGHWAY PATROL	ZONE OFC	168	\$ 2.98	-	\$ 501	\$ -	\$ -	\$ -	\$ 501			
11202020	MODOT - 289 PINOAK LOOP	WEBSTER	MARSHFIELD	STATE HIGHWAY PATROL	ZONE OFC	228	\$ 2.19	-	\$ 499	\$ -	\$ -	\$ -	\$ 499			
11402022	MODOT - 8675 OLD ROUTE 60	WRIGHT	MOUNTAIN GROVE	STATE HIGHWAY PATROL	ZONE OFC	168	\$ 1.79	-	\$ 301	\$ -	\$ -	\$ -	\$ 301			
				Real Estate Services Allocation					\$ 9,627	\$ -	\$ -	\$ -	\$ 9,627			
				NDI-MOSERS INCREASE					\$ 120	\$ -	\$ -	\$ -	\$ 120			
				NDI-Premises Maintenance					\$ 72,313	\$ -	\$ -	\$ -	\$ 72,313			
				FY24 Highway Patrol State Owned Requirement					64,532	\$ 4.07	19.00	\$ 333,138	\$ 11,630	\$ -	\$ -	\$ 344,768
REVENUE																
02601755	TRUMAN BLDG.	COLE	JEFFERSON CITY	ADMINISTRATION	OFFICE	45,311	\$ 7.06	106.00	\$ 319,896	\$ -	\$ 319,896	\$ -	\$ -			
02601755	TRUMAN BLDG.	COLE	JEFFERSON CITY	MOTOR VEHICLE/DRIVER LICENSE	OFFICE	69,502	\$ 7.06	285.00	\$ 490,684	\$ -	\$ 490,684	\$ -	\$ -			
02601755	TRUMAN BLDG.	COLE	JEFFERSON CITY	TAXATION	OFFICE	87,985	\$ 7.06	423.00	\$ 621,136	\$ -	\$ 621,136	\$ -	\$ -			
02601755	TRUMAN BLDG.	COLE	JEFFERSON CITY	LEGAL SERVICES	OFFICE	27,201	\$ 7.06	76.00	\$ 192,039	\$ -	\$ 192,039	\$ -	\$ -			
02601773	ESB-421 E DUNKLIN	COLE	JEFFERSON CITY	STATE TAX COMMISSION	OFFICE	7,930	\$ 6.44	-	\$ 51,069	\$ -	\$ 51,069	\$ -	\$ -			
02602545	605 HOWARD ST WAREHOUSE	COLE	JEFFERSON CITY	ADMINISTRATION	STORAGE	19,473	\$ 3.26	2.00	\$ 63,482	\$ -	\$ 63,482	\$ -	\$ -			
03901768	LANDERS-149 PARK CENTRAL SQ	GREENE	SPRINGFIELD	LEGAL SERVICES	OFFICE	1,938	\$ 8.59	6.00	\$ 16,647	\$ -	\$ 16,647	\$ -	\$ -			
03901768	LANDERS-149 PARK CENTRAL SQ	GREENE	SPRINGFIELD	DIV OF TAXATION	OFFICE	4,752	\$ 8.59	21.00	\$ 40,820	\$ -	\$ 40,820	\$ -	\$ -			
04801763	FLETCHER DANIELS	JACKSON	KANSAS CITY	LEGAL SERVICES	OFFICE	4,859	\$ 9.04	12.00	\$ 43,925	\$ -	\$ 43,925	\$ -	\$ -			
04801763	FLETCHER DANIELS	JACKSON	KANSAS CITY	DIV OF TAXATION	OFFICE	9,910	\$ 9.04	41.00	\$ 89,586	\$ -	\$ 89,586	\$ -	\$ -			
11501748	WAINWRIGHT	ST. LOUIS	ST. LOUIS	LEGAL SERVICES	OFFICE	4,497	\$ 8.16	7.00	\$ 36,696	\$ -	\$ 36,696	\$ -	\$ -			
				Real Estate Services Allocation					\$ 78,347	\$ -	\$ 78,347	\$ -	\$ -			
				NDI-MOSERS INCREASE					\$ 863	\$ -	\$ 863	\$ -	\$ -			
				NDI-Essential Services					\$ 531,369	\$ -	\$ 531,369	\$ -	\$ -			
				FY24 Revenue State Owned Requirement					566,716	\$ 4.55	979.00	\$ 2,576,559	\$ 172,106	\$ 2,748,665	\$ -	\$ -
SECRETARY OF STATE																
02601753	CAPITOL BLDG.	COLE	JEFFERSON CITY	SECRETARYOF STATE	OFFICE	2,617	\$ 7.10	3.00	\$ 18,581	\$ -	\$ 18,581	\$ -	\$ -			
02601761	KIRKPATRICK	COLE	JEFFERSON CITY	EXECUTIVE SERVICES	OFFICE	4,959	\$ 6.93	10.00	\$ 34,366	\$ -	\$ 34,366	\$ -	\$ -			
02601761	KIRKPATRICK	COLE	JEFFERSON CITY	ELECTIONS	OFFICE	2,683	\$ 6.93	11.00	\$ 18,593	\$ -	\$ 18,593	\$ -	\$ -			
02601761	KIRKPATRICK	COLE	JEFFERSON CITY	SECURITIES	OFFICE	6,624	\$ 6.93	27.00	\$ 45,904	\$ -	\$ 19,739	\$ -	\$ 26,165			
02601761	KIRKPATRICK	COLE	JEFFERSON CITY	BUSINESS SERVICES	OFFICE	9,614	\$ 6.93	52.00	\$ 66,625	\$ -	\$ 66,625	\$ -	\$ -			
02601761	KIRKPATRICK	COLE	JEFFERSON CITY	INFORMATION TECHNOLOGY SVC	OFFICE	4,669	\$ 6.93	20.00	\$ 32,356	\$ -	\$ 19,414	\$ -	\$ 12,942			
02601761	KIRKPATRICK	COLE	JEFFERSON CITY	WOLFNER LIBRARY	OFFICE	15,868	\$ 6.93	25.00	\$ 109,965	\$ -	\$ 109,965	\$ -	\$ -			
02601761	KIRKPATRICK	COLE	JEFFERSON CITY	ARCHIVES	OFFICE	27,494	\$ 6.93	20.00	\$ 190,533	\$ -	\$ 190,533	\$ -	\$ -			
02601761	KIRKPATRICK	COLE	JEFFERSON CITY	RECORDS MANAGEMENT	OFFICE	65,303	\$ 6.93	16.00	\$ 452,550	\$ -	\$ 452,550	\$ -	\$ -			
02601761	KIRKPATRICK	COLE	JEFFERSON CITY	LOCAL RECORDS	OFFICE	946	\$ 6.93	14.00	\$ 6,556	\$ -	\$ -	\$ -	\$ 6,556			
02601761	KIRKPATRICK	COLE	JEFFERSON CITY	LIBRARY ADMINISTRATION	OFFICE	369	\$ 6.93	3.00	\$ 2,557	\$ -	\$ 2,557	\$ -	\$ -			
02601761	KIRKPATRICK	COLE	JEFFERSON CITY	LIBRARY DEVELOPMENT	OFFICE	4,369	\$ 6.93	5.00	\$ 30,277	\$ -	\$ 30,277	\$ -	\$ -			
02601761	KIRKPATRICK	COLE	JEFFERSON CITY	LIBRARY REFERENCE	OFFICE	11,754	\$ 6.93	7.00	\$ 81,455	\$ -	\$ 81,455	\$ -	\$ -			
02601761	KIRKPATRICK	COLE	JEFFERSON CITY	AD RULES	OFFICE	3,051	\$ 6.93	6.00	\$ 21,143	\$ -	\$ 21,143	\$ -	\$ -			
02601761	KIRKPATRICK	COLE	JEFFERSON CITY	FISCAL/HUMAN RESOURCES	OFFICE	2,569	\$ 6.93	9.00	\$ 17,803	\$ -	\$ 17,803	\$ -	\$ -			
02601761	KIRKPATRICK	COLE	JEFFERSON CITY	CENTRAL SERVICES	OFFICE	4,664	\$ 6.93	3.00	\$ 32,322	\$ -	\$ 32,322	\$ -	\$ -			
02601761	KIRKPATRICK	COLE	JEFFERSON CITY	PUBLICATIONS	OFFICE	1,748	\$ 6.93	3.00	\$ 12,114	\$ -	\$ 12,114	\$ -	\$ -			
03901768	LANDERS-149 PARK CENTRAL SQ	GREENE	SPRINGFIELD	SECRETARY OF STATE	OFFICE	1,992	\$ 8.59	5.00	\$ 17,111	\$ -	\$ 17,111	\$ -	\$ -			
04801763	FLETCHER DANIELS	JACKSON	KANSAS CITY	BUSINESS SERVICES	OFFICE	1,477	\$ 9.04	3.00	\$ 13,352	\$ -	\$ 13,352	\$ -	\$ -			
				Real Estate Services Allocation					\$ 47,237	\$ -	\$ 45,483	\$ -	\$ 1,754			
				NDI-MOSERS INCREASE					\$ 593	\$ -	\$ 569	\$ -	\$ 24			
				NDI-Essential Services					\$ 321,670	\$ -	\$ 308,470	\$ -	\$ 13,200			
				FY24 Secretary of State State Owned Requirement					172,770	\$ 7.46	242.00	\$ 1,573,663	\$ 84,989	\$ 1,595,723	\$ -	\$ 62,929

**STATE OWNED FACILITY REQUIREMENT
FY 2024**

STATE OWNED FACILITIES													
LEASE ID	STATE FACILITY	COUNTY	CITY	DIVISION	SPACE USE	SQ FT	CPSF	FTE	ANNUAL RENT	ANNUAL SERVICES	GENERAL REVENUE	FED	OTHER
SOCIAL SERVICES													
01101759	ST JOSEPH	BUCHANAN	ST. JOSEPH	FSD-CD NORTHWEST REGION	OFFICE	7,361	\$ 9.49	40.00	\$ 69,856	\$ -	\$ 60,076	\$ 9,780	\$ -
01101759	ST JOSEPH	BUCHANAN	ST. JOSEPH	FSD-IM NORTHWEST REGION	OFFICE	14,569	\$ 9.49	51.00	\$ 138,260	\$ -	\$ 118,904	\$ 19,356	\$ -
02601738	HOWERTON	COLE	JEFFERSON CITY	FAMILY SUPPORT DIVISION	OFFICE	35,350	\$ 6.79	163.00	\$ 240,027	\$ -	\$ 206,423	\$ 33,604	\$ -
02601738	HOWERTON	COLE	JEFFERSON CITY	DFAS DIV FINANCE & ADMIN	OFFICE	8,228	\$ 6.79	62.00	\$ 55,868	\$ -	\$ 48,046	\$ 7,822	\$ -
02601738	HOWERTON	COLE	JEFFERSON CITY	MO HEALTH NET DIVISION	OFFICE	44,654	\$ 6.79	185.00	\$ 303,201	\$ -	\$ 260,753	\$ 25,890	\$ 16,558
02601754	JEFFERSON BLDG.	COLE	JEFFERSON CITY	INFORMATION SERVICES	OFFICE	15,958	\$ 5.80	50.00	\$ 92,556	\$ -	\$ 79,598	\$ 12,958	\$ -
02601754	JEFFERSON BLDG.	COLE	JEFFERSON CITY	CHILDREN'S DIVISION	OFFICE	18,211	\$ 5.80	112.00	\$ 105,624	\$ -	\$ 90,837	\$ 14,787	\$ -
02601754	JEFFERSON BLDG.	COLE	JEFFERSON CITY	DYS DIVISION OF YOUTH SERVICES	OFFICE	2,131	\$ 5.80	-	\$ 12,360	\$ -	\$ 10,630	\$ 1,730	\$ -
02601754	JEFFERSON BLDG.	COLE	JEFFERSON CITY	MO MEDICAID AUDIT & COMPLIANCE	OFFICE	16,339	\$ 5.80	64.00	\$ 94,766	\$ -	\$ 81,499	\$ 13,267	\$ -
02601754	JEFFERSON BLDG.	COLE	JEFFERSON CITY	FSD CS NORTHEAST REGION	OFFICE	2,096	\$ 5.80	80.00	\$ 12,157	\$ -	\$ 10,455	\$ 1,702	\$ -
02601755	TRUMAN BLDG.	COLE	JEFFERSON CITY	OFFICE OF DIRECTOR	OFFICE	5,725	\$ 7.06	14.00	\$ 40,419	\$ -	\$ 34,760	\$ 5,659	\$ -
02601774	BROADWAY BLDG.	COLE	JEFFERSON CITY	LEGAL SERVICES	OFFICE	8,298	\$ 6.44	14.00	\$ 53,439	\$ -	\$ 45,958	\$ 7,481	\$ -
02601774	BROADWAY BLDG.	COLE	JEFFERSON CITY	OFFICE OF DIRECTOR	OFFICE	11,500	\$ 6.44	23.00	\$ 74,060	\$ -	\$ 63,692	\$ 10,368	\$ -
02601774	BROADWAY BLDG.	COLE	JEFFERSON CITY	DFAS DIV FINANCE & ADMIN	OFFICE	14,115	\$ 6.44	34.00	\$ 90,901	\$ -	\$ 78,175	\$ 12,726	\$ -
03901767	PENNEYS BLDG.	GREENE	SPRINGFIELD	FSD-IM SOUTHWEST REGION	OFFICE	25,451	\$ 8.50	54.00	\$ 216,334	\$ -	\$ 186,047	\$ 30,287	\$ -
03901768	LANDERS - 149 PARK CENTRAL SQ	GREENE	SPRINGFIELD	CHILDREN'S DIVISION	OFFICE	28,008	\$ 8.59	124.00	\$ 240,589	\$ -	\$ 206,907	\$ 33,682	\$ -
03901768	LANDERS - 149 PARK CENTRAL SQ	GREENE	SPRINGFIELD	FSD REHAB SERVICES FOR BLIND	OFFICE	3,107	\$ 8.59	102.00	\$ 26,689	\$ -	\$ 22,953	\$ 3,736	\$ -
03901768	LANDERS - 149 PARK CENTRAL SQ	GREENE	SPRINGFIELD	DIVISION OF LEGAL SERVICES	OFFICE	2,823	\$ 8.59	12.00	\$ 24,250	\$ -	\$ 20,855	\$ 3,395	\$ -
03901768	LANDERS - 149 PARK CENTRAL SQ	GREENE	SPRINGFIELD	CD PROF DEVELOPMENT/TRAINING	OFFICE	1,918	\$ 8.59	8.00	\$ 16,476	\$ -	\$ 14,169	\$ 2,307	\$ -
04801763	FLETCHER DANIELS	JACKSON	KANSAS CITY	CHILDREN'S DIVISION	OFFICE	43,116	\$ 9.04	8.00	\$ 389,769	\$ -	\$ 335,201	\$ 54,568	\$ -
04801763	FLETCHER DANIELS	JACKSON	KANSAS CITY	FSD REHAB SERVICES FOR BLIND	OFFICE	4,932	\$ 9.04	152.00	\$ 44,585	\$ -	\$ 38,343	\$ 6,242	\$ -
04801763	FLETCHER DANIELS	JACKSON	KANSAS CITY	FSD CS KANSAS CITY REGION	OFFICE	8,898	\$ 9.04	-	\$ 80,438	\$ -	\$ 69,177	\$ 11,261	\$ -
04801763	FLETCHER DANIELS	JACKSON	KANSAS CITY	FSD IM KANSAS CITY REGION	OFFICE	53,796	\$ 9.04	105.00	\$ 486,316	\$ -	\$ 418,232	\$ 68,084	\$ -
04801764	GATEWAY-1410 GENESEE	JACKSON	KANSAS CITY	DIVISION OF YOUTH SERVICES	OFFICE	14,111	\$ 8.40	16.00	\$ 118,532	\$ -	\$ 101,938	\$ 14,567	\$ 2,027
04802702	TEASDALE-8800 E 63 ST	JACKSON	RAYTOWN	FAMILY SUPPORT DIVISION	OFFICE	2,222	\$ 9.05	-	\$ 20,109	\$ -	\$ 17,294	\$ 2,815	\$ -
04802702	TEASDALE-8800 E 63 ST	JACKSON	RAYTOWN	DIVISION OF LEGAL SERVICES	OFFICE	9,027	\$ 9.05	105.00	\$ 81,694	\$ -	\$ 70,257	\$ 11,437	\$ -
04802702	TEASDALE-8800 E 63 ST	JACKSON	RAYTOWN	CHILDREN'S DIVISION	OFFICE	11,892	\$ 9.05	54.00	\$ 107,623	\$ -	\$ 92,556	\$ 15,067	\$ -
04802702	TEASDALE-8800 E 63 ST	JACKSON	RAYTOWN	DFAS DIV FINANCE & ADMIN	OFFICE	518	\$ 9.05	2.00	\$ 4,688	\$ -	\$ 4,032	\$ 656	\$ -
07211786	NEW MADRID STATE OFFICE BUILDING	NEW MADRID	NEW MADRID	CHILDREN'S DIVISION	OFFICE	5,575	\$ 12.86	22.00	\$ 71,695	\$ -	\$ 61,658	\$ 10,037	\$ -
07211786	NEW MADRID STATE OFFICE BUILDING	NEW MADRID	NEW MADRID	FAMILY SUPPORT DIVISION	OFFICE	550	\$ 12.86	47.00	\$ 7,073	\$ -	\$ 6,083	\$ 990	\$ -
07211786	NEW MADRID STATE OFFICE BUILDING	NEW MADRID	NEW MADRID	DYS DIVISION OF YOUTH SERVICES	OFFICE	1,293	\$ 12.86	4.00	\$ 16,628	\$ -	\$ 14,300	\$ 2,328	\$ -
99909602	9900 PAGE	ST. LOUIS	OVERLAND	DFAS DIV FINANCE & ADMIN SVC	OFFICE	3,078	\$ 12.48	22.00	\$ 38,413	\$ -	\$ 33,035	\$ 5,378	\$ -
99909602	9900 PAGE	ST. LOUIS	OVERLAND	FAMILY SUPPORT DIVISION	OFFICE	15,034	\$ 12.48	47.00	\$ 187,624	\$ -	\$ 161,357	\$ 26,267	\$ -
99909602	9900 PAGE	ST. LOUIS	OVERLAND	YOUTH SERVICES	OFFICE	3,182	\$ 12.48	4.00	\$ 39,711	\$ -	\$ 34,151	\$ 4,118	\$ 1,442
99909602	9900 PAGE	ST. LOUIS	OVERLAND	CHILDREN'S DIVISION	OFFICE	26,878	\$ 12.48	-	\$ 335,437	\$ -	\$ 288,476	\$ 46,961	\$ -
99909602	9900 PAGE	ST. LOUIS	OVERLAND	FSD REHAB SERVICES FOR BLIND	OFFICE	4,559	\$ 12.48	-	\$ 56,896	\$ -	\$ 48,931	\$ 7,965	\$ -
99909602	9900 PAGE	ST. LOUIS	OVERLAND	FSD-CS ST LOUIS REGION	OFFICE	7,710	\$ 12.48	14.00	\$ 96,221	\$ -	\$ 82,750	\$ 13,471	\$ -
99909602	9900 PAGE	ST. LOUIS	OVERLAND	FSD-IM ST LOUIS REGION	OFFICE	8,698	\$ 12.48	84.00	\$ 108,551	\$ -	\$ 93,354	\$ 15,197	\$ -
09600839	NSC-4040 SEVEN HILLS	ST. LOUIS	ST. LOUIS	FSD-CS ST LOUIS REGION	OFFICE	10,255	\$ 13.37	-	\$ 137,109	\$ -	\$ 117,914	\$ 19,195	\$ -
09600839	NSC-4040 SEVEN HILLS	ST. LOUIS	ST. LOUIS	FSD-IM ST LOUIS REGION	OFFICE	6,149	\$ 13.37	-	\$ 82,212	\$ -	\$ 70,702	\$ 11,510	\$ -
09601163	SSC-7545 S LINDBERGH	ST. LOUIS	ST. LOUIS	DIVISION OF LEGAL SERVICES	OFFICE	185	\$ 18.60	106.00	\$ 3,441	\$ -	\$ 2,959	\$ 482	\$ -
09601163	SSC-7545 S LINDBERGH	ST. LOUIS	ST. LOUIS	CHILDREN'S DIVISION	OFFICE	2,803	\$ 18.60	33.00	\$ 52,136	\$ -	\$ 44,837	\$ 7,299	\$ -
09601163	SSC-7545 S LINDBERGH	ST. LOUIS	ST. LOUIS	FSD-IM ST LOUIS REGION	OFFICE	6,248	\$ 18.60	3.00	\$ 116,213	\$ -	\$ 99,943	\$ 16,270	\$ -
09600991	JENNINGS-8501 LUCAS/HUNT	ST. LOUIS	ST. LOUIS	FSD-IM ST LOUIS REGION	OFFICE	16,608	\$ 17.30	-	\$ 287,318	\$ -	\$ 247,093	\$ 40,225	\$ -
09600991	JENNINGS-8501 LUCAS/HUNT	ST. LOUIS	ST. LOUIS	CHILDREN'S DIVISION	OFFICE	10,216	\$ 17.30	15.00	\$ 176,737	\$ -	\$ 151,994	\$ 24,743	\$ -
09600991	JENNINGS-8501 LUCAS/HUNT	ST. LOUIS	ST. LOUIS	LEGAL SERVICES	OFFICE	2,800	\$ 17.30	10.00	\$ 48,440	\$ -	\$ 41,658	\$ 6,782	\$ -
11501748	WAINWRIGHT	ST. LOUIS	ST. LOUIS	FSD CS ST LOUIS REGION	OFFICE	30,574	\$ 8.16	55.00	\$ 249,484	\$ -	\$ 214,556	\$ 34,928	\$ -
11501748	WAINWRIGHT	ST. LOUIS	ST. LOUIS	CHILDREN'S DIVISION	OFFICE	33,768	\$ 8.16	34.00	\$ 275,547	\$ -	\$ 236,970	\$ 38,577	\$ -
11501748	WAINWRIGHT	ST. LOUIS	ST. LOUIS	YOUTH SERVICES	OFFICE	4,403	\$ 8.16	9.00	\$ 35,928	\$ -	\$ 30,898	\$ 3,234	\$ 1,796
11501748	WAINWRIGHT	ST. LOUIS	ST. LOUIS	LEGAL SERVICES	OFFICE	5,909	\$ 8.16	59.00	\$ 48,217	\$ -	\$ 41,467	\$ 6,750	\$ -
11501749	PRINCE HALL	ST. LOUIS	ST. LOUIS	CHILDREN'S DIVISION	OFFICE	24,072	\$ 3.85	86.00	\$ 92,677	\$ -	\$ 79,702	\$ 12,975	\$ -
11501749	PRINCE HALL	ST. LOUIS	ST. LOUIS	FSD IM ST LOUIS REGION	OFFICE	34,473	\$ 3.85	11.00	\$ 132,721	\$ -	\$ 114,140	\$ 18,581	\$ -
11501803	CHOTEAU	ST. LOUIS	ST. LOUIS	FSD IM ST LOUIS REGION	OFFICE	48,597	\$ 9.06	14.00	\$ 440,289	\$ -	\$ 378,649	\$ 61,640	\$ -
Real Estate Services Allocation									\$ 243,561	\$ -	\$ 211,764	\$ 30,913	\$ 884
NDI-MOSERS INCREASE									\$ 2,670	\$ -	\$ 2,314	\$ 345	\$ 11
NDI-Essential Services									\$ 1,623,048	\$ -	\$ 1,436,199	\$ 182,346	\$ 4,503
FY24 Social Services State Owned Requirement						727,971	\$ 9.13	2,399.50	\$ 8,247,583	\$ 268,266	\$ 7,429,173	\$ 1,057,154	\$ 29,522
TREASURER													
02601753	CAPITOL BLDG.	COLE	JEFFERSON CITY	STATE TREASURER	OFFICE	3,203	\$ 6.44	6.00	\$ 20,627	\$ -	\$ -	\$ -	\$ 20,627
02601755	TRUMAN BLDG.	COLE	JEFFERSON CITY	STATE TREASURER	OFFICE	24,236	\$ 7.06	41.00	\$ 171,106	\$ -	\$ -	\$ -	\$ 171,106
Real Estate Services Allocation									\$ 7,630	\$ -	\$ -	\$ -	\$ 7,630
NDI-MOSERS INCREASE									\$ 195	\$ -	\$ -	\$ -	\$ 195
NDI-Essential Services									\$ 57,310	\$ -	\$ -	\$ -	\$ 57,310
FY24 Treasurer State Owned Requirement						54,878	\$ 3.49	47.00	\$ 256,868	\$ 16,470	\$ -	\$ -	\$ 273,338

STATE OWNED FACILITY REQUIREMENT
FY 2024

STATE OWNED FACILITIES													
LEASE ID	STATE FACILITY	COUNTY	CITY	DIVISION	SPACE USE	SQ FT	CPSF	FTE	ANNUAL RENT	ANNUAL SERVICES	GENERAL REVENUE	FED	OTHER
TOTAL FY23 DEPARTMENT REQUEST STATE OWNED REQUIREMENT						5,145,070		10,051.21	\$ 44,376,442	\$ 4,054,019	\$ 34,112,753	\$ 7,852,459	\$ 6,465,249
FY23 APPROPRIATION - STATE OWNED									\$ 34,047,616		\$ 22,849,275	\$ 6,277,362	\$ 4,920,979
									\$ -		\$ -	\$ -	\$ -
									\$ -		\$ -	\$ 332,848	\$ (332,848)
									\$ 4,247,309		\$ 4,247,309	\$ -	\$ -
									\$ 490,464		\$ 490,464	\$ -	\$ -
									\$ 14,736		\$ 9,791	\$ 2,561	\$ 2,384
									\$ 8,380,631		\$ 5,678,621	\$ 1,349,596	\$ 1,352,414
									\$ 1,519,790		\$ 1,519,790	\$ -	\$ -
TOTAL FY24 DEPARTMENT REQUEST STATE OWNED REQUIREMENT									\$ 48,700,546	\$ -	\$ 34,795,250	\$ 7,962,367	\$ 5,942,929

**INSTITUTIONAL FACILITY REQUIREMENT
FY 2024**

INSTITUTIONAL FACILITIES									GENERAL		
STATE FACILITY	CITY	DIVISION	SPACE USE	SQ FT	CPSF	FTE	ANNUAL RENT	ANNUAL SERVICES	REVENUE	FED	OTHER
ELEMENTARY & SECONDARY EDUCATION											
DFMDC-SCHOOL FOR DEAF (FULTON)				306,431	\$ 4.06	\$	1,244,110	\$ -	\$ 1,244,110	\$ -	\$ -
DFMDC-SCHOOL FOR BLIND (ST L)				323,225	\$ 2.72	\$	879,172	\$ -	\$ 879,172	\$ -	\$ -
BRIARWOOD SS-HARRISONVILLE				5,292	\$ 4.22	\$	22,332	\$ -	\$ 22,332	\$ -	\$ -
D M THOMPSON SS TRAILS WEST-KC				32,884	\$ 3.18	\$	104,571	\$ -	\$ 104,571	\$ -	\$ -
DELMAR COBBLE SS-COLUMBIA				12,296	\$ 3.04	\$	37,380	\$ -	\$ 37,380	\$ -	\$ -
E W THOMPSON SS-SEDALIA				15,482	\$ 2.95	\$	45,672	\$ -	\$ 45,672	\$ -	\$ -
HELEN M DAVIS SS-ST JOE				21,432	\$ 3.73	\$	79,941	\$ -	\$ 79,941	\$ -	\$ -
HIGGINSVILLE SS-ROLLING MEADOWS				20,253	\$ 1.23	\$	24,911	\$ -	\$ 24,911	\$ -	\$ -
KENNETH KIRCHNER SS-JC				10,826	\$ 1.64	\$	17,755	\$ -	\$ 17,755	\$ -	\$ -
LAKEVIEW WOODS SS-KC				30,834	\$ 2.60	\$	80,168	\$ -	\$ 80,168	\$ -	\$ -
MAPLE VALLEY SS-KC				30,552	\$ 2.31	\$	70,575	\$ -	\$ 70,575	\$ -	\$ -
MARSHALL SCHOOL-PRAIRIE VIEWKC				10,027	\$ 1.78	\$	17,848	\$ -	\$ 17,848	\$ -	\$ -
VERELLE PENISTON SS-CHILLICOTHE				7,120	\$ 2.24	\$	15,949	\$ -	\$ 15,949	\$ -	\$ -
COLLEGE VIEW SS-JOPLIN				26,422	\$ 1.96	\$	51,787	\$ -	\$ 51,787	\$ -	\$ -
CURRENT RIVER SS-DONIPHAN				3,584	\$ 2.55	\$	9,139	\$ -	\$ 9,139	\$ -	\$ -
GREENE VALLEY SS-SPRINGFIELD				31,915	\$ 1.69	\$	53,936	\$ -	\$ 53,936	\$ -	\$ -
NEVADA SS CEDAR RIDGE-JOPLIN				12,146	\$ 1.09	\$	13,239	\$ -	\$ 13,239	\$ -	\$ -
NEW DAWN SS-SIKESTON				13,844	\$ 3.24	\$	44,855	\$ -	\$ 44,855	\$ -	\$ -
OAKVIEW SS-MONETT				10,948	\$ 2.44	\$	26,713	\$ -	\$ 26,713	\$ -	\$ -
PARKVIEW SS-CAPE GIRARDEAU				15,860	\$ 3.63	\$	57,572	\$ -	\$ 57,572	\$ -	\$ -
SHADY GROVE SS-POPLAR BLUFF				18,196	\$ 2.62	\$	47,674	\$ -	\$ 47,674	\$ -	\$ -
AUTUMN HILL SS-UNION				12,300	\$ 2.54	\$	31,242	\$ -	\$ 31,242	\$ -	\$ -
B W ROBINSON SS-ROLLA				10,495	\$ 1.69	\$	17,737	\$ -	\$ 17,737	\$ -	\$ -
BOONSLICK SS-ST PETERS				26,530	\$ 1.56	\$	41,387	\$ -	\$ 41,387	\$ -	\$ -
CITADEL SS-POTOSI				2,335	\$ 3.21	\$	7,495	\$ -	\$ 7,495	\$ -	\$ -
GATEWAY SS-ST LOUIS				55,601	\$ 1.29	\$	71,725	\$ -	\$ 71,725	\$ -	\$ -
LILLIAN SCHAPER SS-BOWLING GREEN				3,801	\$ 3.67	\$	13,950	\$ -	\$ 13,950	\$ -	\$ -
MAPAVILLE SS-MAPAVILLE				25,452	\$ 2.67	\$	67,957	\$ -	\$ 67,957	\$ -	\$ -
MISSISSIPPI VALLEY SS-HANNIBAL				36,080	\$ 1.84	\$	66,387	\$ -	\$ 66,387	\$ -	\$ -
SPECIAL ACRES SS-PARK HILL				4,994	\$ 2.86	\$	14,283	\$ -	\$ 14,283	\$ -	\$ -
				0	\$ -	\$	-	\$ 1,388,542	\$ 1,388,542	\$ -	\$ -
NDI-MOSERS INCREASE							3,308	3,308	3,308	-	-
NDI-Essential Services							269,381	-	269,381	-	-
FY24 Elem. & Secondary Education Institutional Requirement				1,137,157	\$ -	\$	3,550,151	\$ 1,388,542	\$ 4,938,693	\$ -	\$ -
HEALTH & SENIOR SERVICES											
00102725	DMH-KIRKSVILLE REGIONAL OFFICE			3,063	\$ 7.92	\$	24,259	\$ -	\$ 11,254	\$ 13,005	\$ -
06402420	DMH-HANNIBAL REGIONAL OFFICE			563	\$ 16.38	\$	9,222	\$ -	\$ 2,500	\$ 6,722	\$ -
								\$ (13,035)			
NDI-Essential Services							1,162	-	548	614	-
FY24 Health & Senior Services Institutional Requirement				3,626	\$ 9.23	\$	20,446	\$ -	\$ 9,484	\$ 10,962	\$ -
MENTAL HEALTH											
FULTON STATE HOSPITAL-DBH				973,390	\$ 5.87	\$	5,713,799	\$ -	\$ 5,713,799	\$ -	\$ -
HAWTHORN CHILDRENS PSYCH HOSP-STL-DBH				67,564	\$ 10.50	\$	709,422	\$ -	\$ 709,422	\$ -	\$ -
METRO ST L PSYCHIATRIC CTR-DBH				159,594	\$ 7.96	\$	1,270,368	\$ -	\$ 1,270,368	\$ -	\$ -
SEMO-SORTS - FARMINGTON-DBH				79,817	\$ 10.24	\$	817,326	\$ -	\$ 817,326	\$ -	\$ -
NW MO PSYCHIATRIC REHAB CTR-ST JOE-DBH				151,234	\$ 8.53	\$	1,290,026	\$ -	\$ 1,290,026	\$ -	\$ -
SEMO APS - FARMINGTON-DBH				174,826	\$ 6.08	\$	1,062,942	\$ -	\$ 1,062,942	\$ -	\$ -
ST LOUIS PSYCHIATRIC REHAB-DBH				374,474	\$ 4.58	\$	1,715,091	\$ -	\$ 1,715,091	\$ -	\$ -
CENTER FOR BEHAVIORAL MEDICINE-DBH				296,704	\$ 5.88	\$	1,744,620	\$ -	\$ 1,744,620	\$ -	\$ -
BELLEFONTAINE HAB CTR-DD				415,045	\$ 4.48	\$	1,859,402	\$ -	\$ 1,859,402	\$ -	\$ -
HIGGINSVILLE HAB CTR-DD				220,608	\$ 8.20	\$	1,808,986	\$ -	\$ 1,808,986	\$ -	\$ -
NEVADA HAB CTR-DD				225,501	\$ 0.50	\$	112,751	\$ -	\$ 112,751	\$ -	\$ -
ALBANY REGIONAL OFFICE-DD				13,286	\$ 5.07	\$	67,360	\$ -	\$ 67,360	\$ -	\$ -
HANNIBAL REGIONAL OFFICE-DD				13,343	\$ 12.75	\$	170,123	\$ -	\$ 170,123	\$ -	\$ -
JOPLIN REGIONAL OFFICE-DD				3,183	\$ 14.19	\$	45,167	\$ -	\$ 45,167	\$ -	\$ -
KANSAS CITY REGIONAL OFFICE-DD				27,398	\$ 5.95	\$	163,018	\$ -	\$ 163,018	\$ -	\$ -
KIRKSVILLE REGIONAL OFFICE-DD				14,073	\$ 6.37	\$	89,645	\$ -	\$ 89,645	\$ -	\$ -
POPLAR BLUFF REGIONAL OFFICE-DD				46,302	\$ 8.52	\$	394,493	\$ -	\$ 394,493	\$ -	\$ -
ROLLA REGIONAL OFFICE-DD				18,994	\$ 9.37	\$	177,974	\$ -	\$ 177,974	\$ -	\$ -
SIKESTON REGIONAL OFFICE-DD				40,568	\$ 10.47	\$	424,747	\$ -	\$ 424,747	\$ -	\$ -

**INSTITUTIONAL FACILITY REQUIREMENT
FY 2024**

INSTITUTIONAL FACILITIES									GENERAL		
STATE FACILITY	CITY	DIVISION	SPACE USE	SQ FT	CPSF	FTE	ANNUAL RENT	ANNUAL SERVICES	REVENUE	FED	OTHER
MENTAL HEALTH-CONTINUED											
SPRINGFIELD REGIONAL OFFICE-DD				21,416	\$ 9.67	\$	207,093	\$ -	\$ 207,093	\$ -	\$ -
ST LOUIS DDTC-DD				224,303	\$ 5.69	\$	1,276,284	\$ -	\$ 1,276,284	\$ -	\$ -
				0	\$ -	\$	-	\$2,335,027	\$ 2,335,027	\$ -	\$ -
		NDI-DMH FSH-Biggs Operations					1,011,615	\$ -	\$ 1,011,615	\$ -	\$ -
		NDI-MOSERS INCREASE					16,571	\$ -	\$ 16,571	\$ -	\$ -
		NDI-Essential Services					1,386,651	\$ -	\$ 1,386,651	\$ -	\$ -
		FY24 Mental Health Institutional Requirement		3,561,623	\$ 6.61	\$	23,535,474	\$2,335,027	\$ 25,870,501	\$ -	\$ -
HIGHWAY PATROL											
GENERAL HEADQUARTERS-JC				218,928	\$ 4.20	\$	919,498	\$ -	\$ 211,485	\$ -	\$ 708,013
TROOP A HQS - LEES SUMMIT				31,834	\$ 4.70	\$	149,620	\$ -	\$ 34,413	\$ -	\$ 115,207
TROOP B HQS - MACON				15,074	\$ 5.47	\$	82,455	\$ -	\$ 18,965	\$ -	\$ 63,490
TROOP C HQS - WELDON SPRINGS				54,805	\$ 4.54	\$	248,815	\$ -	\$ 57,227	\$ -	\$ 191,588
TROOP D HQS - SPRINGFIELD				27,099	\$ 3.57	\$	96,743	\$ -	\$ 22,251	\$ -	\$ 74,492
TROOP E HQS - POPLAR BLUFF				18,237	\$ 5.44	\$	99,209	\$ -	\$ 22,818	\$ -	\$ 76,391
TROOP F HQS - JEFFERSON CITY				68,834	\$ 2.68	\$	184,475	\$ -	\$ 42,429	\$ -	\$ 142,046
TROOP G HQS - WILLOW SPRINGS				16,610	\$ 7.82	\$	129,890	\$ -	\$ 29,875	\$ -	\$ 100,015
TROOP H HQS - ST JOSEPH				19,901	\$ 6.55	\$	130,352	\$ -	\$ 29,981	\$ -	\$ 100,371
TROOP I HQS - ROLLA				21,864	\$ 2.89	\$	63,187	\$ -	\$ 14,533	\$ -	\$ 48,654
CRIME LAB-SPRINGFIELD				30,000	\$ 6.31	\$	189,300	\$ -	\$ 43,539	\$ -	\$ 145,761
CRIME LAB-CARTHAGE				8,000	\$ 5.04	\$	40,320	\$ -	\$ 9,274	\$ -	\$ 31,046
0				0	\$ -	\$	-	\$ 319	\$ 26,036	\$ -	\$ (25,717)
		FY24 Highway Patrol Institutional Requirement		531,186	\$ 4.39		2,333,864	319	562,826	0	1,771,357
SOCIAL SERVICES											
NE-CAMP AVERY PARK CAMP-TROY				23,325	\$ 11.69	\$	272,669	\$ -	\$ 220,862	\$ 51,807	\$ -
NE-FULTON TREATMENT CTR				24,285	\$ 13.01	\$	315,948	\$ -	\$ 255,918	\$ 60,030	\$ -
NE-MONTGOMERY CITY YOUTH CTR				32,140	\$ 6.53	\$	209,874	\$ -	\$ 169,998	\$ 39,876	\$ -
NW-LANGSFORD HOUSE-LEES SUMMIT				4,724	\$ 7.04	\$	33,257	\$ -	\$ 26,938	\$ 6,319	\$ -
NW-NORTHWEST REG YOUTH CTR-KC				25,873	\$ 9.05	\$	234,151	\$ -	\$ 189,662	\$ 44,489	\$ -
NW-RIVERBEND TREATMENT CTR-ST JOSEPH				25,129	\$ 11.91	\$	299,286	\$ -	\$ 242,422	\$ 56,864	\$ -
NW-WATKINS MILL PARK CAMP-KC				27,080	\$ 9.46	\$	256,177	\$ -	\$ 207,503	\$ 48,674	\$ -
NW-WAVERLY REGIONAL YOUTH CTR				27,705	\$ 10.16	\$	281,483	\$ -	\$ 228,001	\$ 53,482	\$ -
SE-SIERRA OSAGE TREAT CTR-POPLAR BLUFF				9,156	\$ 4.38	\$	40,103	\$ -	\$ 32,483	\$ 7,620	\$ -
SE-W E SEARS YOUTH CTR-POPLAR BLUFF				65,905	\$ 7.95	\$	523,945	\$ -	\$ 424,395	\$ 99,550	\$ -
STL-BABLER LODGE-WILDWOOD				8,893	\$ 0.85	\$	7,559	\$ -	\$ 6,123	\$ 1,436	\$ -
STL-HILLSBORO TREATMENT CTR				20,723	\$ 9.53	\$	197,490	\$ -	\$ 159,967	\$ 37,523	\$ -
STL-HOGAN STREET REG YOUTH CTR				31,413	\$ 8.53	\$	267,953	\$ -	\$ 217,042	\$ 50,911	\$ -
STL-MISSOURI HILLS CAMPUS				101,633	\$ 8.08	\$	821,195	\$ -	\$ 665,168	\$ 156,027	\$ -
SW-DELMINA WOODS-CHADWICK				14,766	\$ 1.38	\$	20,377	\$ -	\$ 16,505	\$ 3,872	\$ -
SW-GENTRY RESID TREATMENT CTR-CABOOL				13,348	\$ 10.20	\$	136,150	\$ -	\$ 110,282	\$ 25,868	\$ -
SW-GREEN GABLES LODGE-MACKS CREEK				13,148	\$ 3.57	\$	46,938	\$ -	\$ 38,020	\$ 8,918	\$ -
SW-MT VERNON TREATMENT CTR				26,723	\$ 15.30	\$	408,862	\$ -	\$ 331,178	\$ 77,684	\$ -
SW-RICH HILL YTH DEVELOPMENT CTR				16,083	\$ 9.30	\$	149,572	\$ -	\$ 121,153	\$ 28,419	\$ -
STL-MISSOURI SCHOOL FOR THE BLIND #11502267				5,950	\$ 2.69	\$	16,006	\$ -	\$ 12,965	\$ 3,041	\$ -
DMH-ALBANY REGIONAL OFFICE - #03802467				372	\$ 6.09	\$	2,265	\$ -	\$ 1,835	\$ 430	\$ -
DMH-HANNIBAL REGIONAL OFFICE - #06402420				3,228	\$ 16.38	\$	52,875	\$ -	\$ 42,829	\$ 10,046	\$ -
0				0	\$ -	\$	-	\$ 278,208	\$ 223,303	\$ 54,905	\$ -
		NDI-PAY PLAN				\$	-	\$ -	\$ -	\$ -	\$ -
		NDI-COST TO CONTINUE PAY PLAN				\$	-	\$ -	\$ -	\$ -	\$ -
		NDI-MOSERS INCREASE				\$	3,970	\$	\$ 3,216	\$ 754	\$ -
		NDI-Essential Services				\$	279,733	\$ -	\$ 227,729	\$ 52,004	\$ -
		NDI-Rock Bridge Operations				\$	250,101	\$	\$ 250,101	\$ -	\$ -
		NDI-MARKET RATE CTC				\$	-	\$ -	\$ -	\$ -	\$ -
		NDI-MARKET RATE INCREASE				\$	-	\$ -	\$ -	\$ -	\$ -
		FY24 Social Services Institutional Requirement		521,602	\$ 9.83	\$	5,127,939	\$ 278,208	\$ 4,425,598	\$ 980,549	\$ -
TOTAL FY24 DEPARTMENT REQUEST INSTITUTIONAL REQUIREMENT				5,755,194	\$ 30.06		34,567,874	4,002,096	35,807,102	991,511	1,771,357

**INSTITUTIONAL FACILITY REQUIRMENT
FY 2024**

INSTITUTIONAL FACILITIES												
STATE FACILITY	CITY	DIVISION	SPACE USE	SQ FT	CPSF	FTE	ANNUAL RENT	ANNUAL SERVICES		GENERAL REVENUE	FED	OTHER
			FY23 APPROPRIATION - INSTITUTIONAL				\$ 35,348,640			\$ 32,638,530	\$ 938,753	\$ 1,771,357
			One-Time Expenditure Reductions				\$ -			\$ -	\$ -	\$ -
			Transfers In				\$ -			\$ -	\$ -	\$ -
			Transfers Out				\$ (2,334,183)			\$ (562,826)	\$ -	\$ (1,771,357)
			Core Reallocations				\$ -			\$ -	\$ -	\$ -
			Core Reductions				\$ -			\$ -	\$ -	\$ -
			NDI-DMH FSH - Biggs Operations				\$ 1,011,615			\$ 1,011,615	\$ -	\$ -
			NDI-MOSERS INCREASE				\$ 23,849			\$ 23,095	\$ 754	\$ -
			NDI-PAY PLAN				\$ -			\$ -	\$ -	\$ -
			NDI-COST TO CONTINUE PAY PLAN				\$ -			\$ -	\$ -	\$ -
			NDI-COST TO CONTINUE PAY PLAN				\$ -			\$ -	\$ -	\$ -
			NDI-Essential Services				\$ 1,936,927			\$ 1,884,309	\$ 52,618	\$ -
			NDI-Rock Bridge Operations				\$ 250,101			\$ 250,101	\$ -	\$ -
			NDI-MARKET RATE CTC				\$ -			\$ -	\$ -	\$ -
			NDI-MARKET RATE INCREASE				\$ -			\$ -	\$ -	\$ -
			TOTAL FY24 DEPARTMENT REQUEST INSTITUTIONAL REQUIREMENT				\$ 36,236,949	\$ -		\$ 35,244,824	\$ 992,125	\$ -

**OA-RATF REQUIREMENT
FY 2024**

LEASED FACILITIES

LEASE ID	END DATE	COUNTY	CITY	ADDRESS	SPACE USE	SQ FT	CPSF	FTE	ANNUAL RENT	ANNUAL SERVICES	GENERAL REVENUE	FED	OTHER
01011689	06/30/24	BOONE	COLUMBIA	101 PARK DEVILLE	OFFICE				\$ 600	\$ -			\$ 600
10800258	06/30/24	VERNON	NEVADA	2201 NORTH ELM	OFFICE				\$ 10,213	\$ -			\$ 10,213
				POSSIBLE FUTURE TENANT NEEDS					\$ 162,610	\$ -			\$ 162,610
FY24 OA-RATF Lease Requirement						0			\$ 173,423	\$ -			\$ 173,423

STATE OWNED FACILITIES

LEASE ID	STATE FACILITY	COUNTY	CITY	DIVISION	SPACE USE	SQ FT	CPSF	FTE	ANNUAL RENT	ANNUAL SERVICES	GENERAL REVENUE	FED	OTHER
02602540	CAPITOL BLDG.	COLE	JEFFERSON CITY	CAPITOL CAFETERIA	CAFETERIA	3,041	\$ -		\$ 600				\$ 600
03902633	LANDERS-149 PARK CENTRAL SQ	GREENE	SPRINGFIELD	FEE OFFICE-ROOM 252	OFFICE	2,000	\$ 7.04		\$ 14,080				\$ 14,080
02601755-E	TRUMAN BLDG	COLE	JEFFERSON CITY	CERNER CORPORATION	CLINIC	2,112			\$ 14,847				\$ 14,847
				POSSIBLE FUTURE TENANT NEEDS					\$ 355,856				\$ 355,856
FY24 OA-RATF State Owned Requirement						7,153			\$ 385,383				\$ 385,383

INSTITUTIONAL FACILITIES

LEASE ID	STATE FACILITY	COUNTY	CITY	DIVISION	SPACE USE	SQ FT	CPSF	FTE	ANNUAL RENT	ANNUAL SERVICES	GENERAL REVENUE	FED	OTHER
00411759	VANDALIA CORRECTIONAL CTR	AUDRAIN	VANDALIA	ALLEN WRIGHT	LAND	-	\$ -		\$ 600				\$ 600
01111603	MO NATIONAL GUARD	BUCHANAN	ST JOSEPH	LAU FARM	LAND	-	\$ -		\$ 1,200				\$ 1,200
01411651	600 E 5TH ST - HEARNES BLDG D	CALLAWAY	FULTON	WILLIAM WOODS UNIVERSITY	OFFICE	-	\$ -		\$ 9,577				\$ 9,577
01411677	505 E 5TH ST - TRACK	CALLAWAY	FULTON	WILLIAM WOODS UNIVERSITY	TRACK	-	\$ -		\$ 1,500				\$ 1,500
02602484	ALGOA CORRECTIONAL CENTER	COLE	JEFFERSON CITY	DOC	LAND				\$ 27,280				\$ 27,280
02602743	CENTRAL MO CORRECTIONAL CT	COLE	JEFFERSON CITY	IAN STECK	LAND				\$ 185,500				\$ 185,500
02702703	BOONVILLE CORR CTR	COOPER	BOONVILLE	DOC PASTURELAND	LAND				\$ 3,081				\$ 3,081
03802467-A	DMH-ALBANY REGIONAL CTR	GENTRY	ALBANY	NW MO AREA AGENCY ON AGING	OFFICE				\$ 14,750				\$ 14,750
04811520	2600 E 12TH STREET	JACKSON	KANSAS CITY	DMH - NEW PROSPECTS BLDG	CLINIC	13,944	\$ 1.69		\$ 23,565				\$ 23,565
04811521	1000 E 24TH SREET	JACKSON	KANSAS CITY	DMH-CBM -- REDISCOVER	CLINIC	3,720	\$ 1.69		\$ 6,287				\$ 6,287
04811577	2911 HOLMES	JACKSON	KANSAS CITY	DMH/TRUMAN MEDICAL CENTER	CLINIC	3,333	\$ 6.43		\$ 21,431				\$ 21,431
04811578	2629 PEERY AVENUE	JACKSON	KANSAS CITY	DMH-PEERY APARTMENTS	GROUP HOME	17,864	\$ 1.30		\$ 23,223				\$ 23,223
04811579	2614 BENTON BLVD.	JACKSON	KANSAS CITY	SWOPE HEALTH SERVICES	CLINIC	3,333	\$ 6.43		\$ 21,431				\$ 21,431
04811667	2900 TRACY - KC GROUP HOME	JACKSON	KANSAS CITY	DMH/TRUMAN MEDICAL CENTER	OFFICE	3,333	\$ 6.43		\$ 21,431				\$ 21,431
04911519	3600 E NEWMAN ROAD	JASPER	JOPLIN	DMH-JOPLIN REG CTR	OFFICE	13,481	\$ -		\$ 30,000				\$ 30,000
06411710	1702 S FLORENCE ST	MARION	KIRKSVILLE	TRUMAN STATE UNIVERSITY	OFFICE	-	\$ -		\$ 6,000				\$ 6,000
06811669	TIPTON CORRECTIONAL CENTER	MONITEAU	TIPTON	DAVID F DOBSON	LAND	-	\$ -		\$ 200				\$ 200
10801909	901 OLIVE ST--CEDAR RIDGE STA1	VERNON	NEVADA	DESE / NEVADA R-5	OFFICE	5,890	\$ 4.83		\$ 28,449				\$ 28,449
10811652	NEVEDA HABILITATION CENTER	VERNON	NEVADA	JAMES DWAYNE HARDIN	LAND	-	\$ -		\$ 1,100				\$ 1,100
08802560	MOBERLY CORRECTIONAL CTR	RANDOLPH	MOBERLY	DOC/LAND LEASE	LAND				\$ 3,027				\$ 3,027
08802561	MOBERLY CORRECTIONAL CTR	RANDOLPH	MOBERLY	DOC/LAND LEASE	LAND				\$ 410				\$ 410
11502423	BJH HEALTHCARE -- 5351 DELMAF	ST LOUIS CITY	ST LOUIS	DMH/ST. LOUIS METRO PYSCH	CLINIC	35,423	\$ 6.88		\$ 243,711				\$ 243,711
11502433	5300 ARSENAL, COTTAGE 3	ST LOUIS CITY	ST LOUIS	DMH/PLACES FOR PEOPLE	RESIDENTIAL	3,812	\$ 4.95		\$ 18,870				\$ 18,870
11502522	5300 ARSENAL, COTTAGE 1	ST LOUIS CITY	ST LOUIS	DMH/PLACES FOR PEOPLE	RESIDENTIAL	3,812	\$ 4.95		\$ 18,870				\$ 18,870
				POSSIBLE FUTURE TENANT NEEDS					\$ 257,727				\$ 257,727
FY24 OA-RATF Institutional Requirement						110,246			\$ 969,220				\$ 969,220

CORE DECISION ITEM

Department: Agriculture Division: Core: HB13 Real Estate	Budget Unit: 34053C & 34055C HB Section: 13.005 & 13.010
---	---

1. CORE FINANCIAL SUMMARY

	FY 2024 Budget Request			
	GR	Federal	Other	Total
PS	0	0	0	0
EE	362,668	33,779	561,146	957,593
PSD	0	0	0	0
TRF	0	0	0	0
Total	362,668	33,779	561,146	957,593

FTE	0.00	0.00	0.00	0.00
-----	------	------	------	------

Est. Fringe	0	0	0	0
--------------------	---	---	---	---

Note: Fringes budgeted in House Bill 5 except for certain fringes budgeted directly to MoDOT, Highway Patrol, and Conservation.

	FY 2024 Governor's Recommendation			
	GR	Federal	Other	Total
PS	0	0	0	0
EE	364,668	33,779	581,146	979,593
PSD	0	0	0	0
TRF	0	0	0	0
Total	364,668	33,779	581,146	979,593

FTE	0.00	0.00	0.00	0.00
-----	------	------	------	------

Est. Fringe	0	0	0	0
--------------------	---	---	---	---

Note: Fringes budgeted in House Bill 5 except for certain fringes budgeted directly to MoDOT, Highway Patrol, and Conservation.

Other Funds: See Fund Summary.

Other Funds: See Fund Summary.

2. CORE DESCRIPTION

The Division of Facilities Management, Design & Construction (FMDC) is responsible for the oversight and management of six (6) lease contracts totaling over eighteen thousand (18,000) square feet of leased space and approximately sixty-four thousand (64,000) square feet of state-owned space on behalf of the Department of Agriculture.

	FY 2024 Budget Request					FY 2024 Governor's Recommendation			
	GR	Federal	Other	Total		GR	Federal	Other	Total
Leasing	\$249,013	\$3,643	\$82,859	\$335,515	Leasing	\$239,013	\$3,643	\$82,859	\$325,515
State-Owned	\$113,655	\$30,136	\$478,287	\$622,078	State-Owned	\$125,655	\$30,136	\$498,287	\$654,078
Total	\$362,668	\$33,779	\$561,146	\$957,593	Total	\$364,668	\$33,779	\$581,146	\$979,593

3. PROGRAM LISTING (list programs included in this core funding)

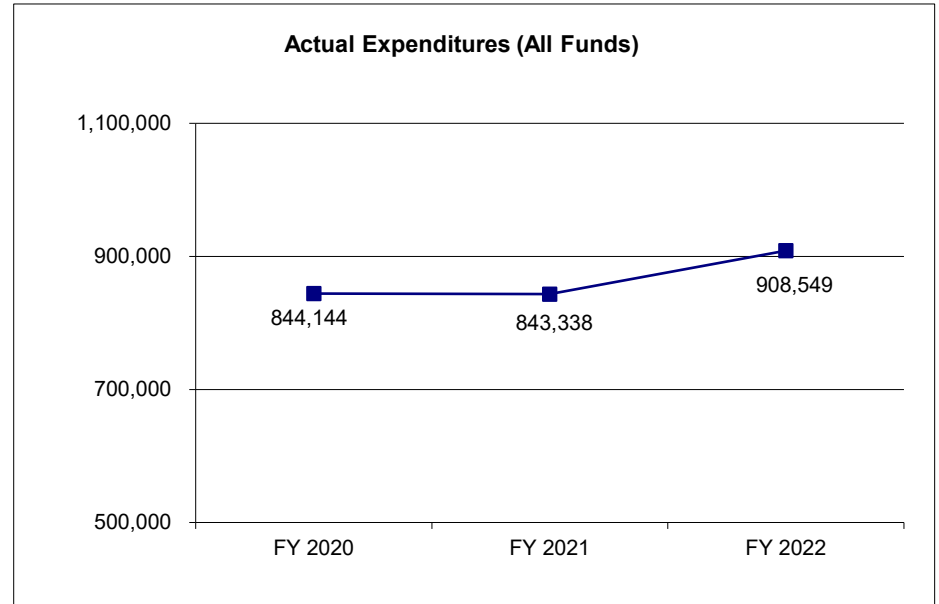
N/A

CORE DECISION ITEM

Department: Agriculture	Budget Unit: 34053C & 34055C
Division:	
Core: HB13 Real Estate	HB Section: 13.005 & 13.010

4. FINANCIAL HISTORY

	FY 2020 Actual	FY 2021 Actual	FY 2022 Actual	FY 2023 Current Yr.
Appropriation (All Funds)	879,857	888,581	896,975	957,593
Less Reverted (All Funds)	(9,967)	(10,049)	(10,052)	(10,880)
Less Restricted (All Funds)*	0	0	0	0
Budget Authority (All Funds)	869,890	878,532	886,923	946,713
Actual Expenditures (All Funds)	844,144	843,338	908,549	N/A
Unexpended (All Funds)	25,746	35,194	(21,626)	0
Unexpended, by Fund:				
General Revenue	18,863	26,734	1,635	N/A
Federal	1,353	1,456	(2,603)	N/A
Other	5,530	7,004	(20,658)	N/A



*Restricted amount is as of _____.

Reverted includes the statutory three-percent reserve amount (when applicable).

Restricted includes any Governor's Expenditure Restrictions which remained at the end of the fiscal year (when applicable).

NOTES:

Expenditures by HB Section:		FY 2020 Actual	FY 2021 Actual	FY 2022 Actual
13.005	Leasing	291,585	283,750	297,617
13.010	State-Owned	552,559	559,588	610,932
13.015	Institutional	0	0	0
Total		844,144	843,338	908,549

CORE RECONCILIATION DETAIL

**STATE
AGRICULTURE LEASING**

5. CORE RECONCILIATION DETAIL

				Budget Class	FTE	GR	Federal	Other	Total	Explanation
TAFP AFTER VETOES										
				EE	0.00	249,013	3,643	82,859	335,515	
				Total	0.00	249,013	3,643	82,859	335,515	
DEPARTMENT CORE ADJUSTMENTS										
Core Reallocation	778	1473		EE	0.00	(10,000)	0	0	(10,000)	Reallocation to align budget with planned expenditures and reduce the need for future flex within HB 13.
NET DEPARTMENT CHANGES					0.00	(10,000)	0	0	(10,000)	
DEPARTMENT CORE REQUEST										
				EE	0.00	239,013	3,643	82,859	325,515	
				Total	0.00	239,013	3,643	82,859	325,515	
GOVERNOR'S RECOMMENDED CORE										
				EE	0.00	239,013	3,643	82,859	325,515	
				Total	0.00	239,013	3,643	82,859	325,515	

CORE RECONCILIATION DETAIL

STATE
AGRICULTURE STATE OWNED

5. CORE RECONCILIATION DETAIL

			Budget Class	FTE	GR	Federal	Other	Total	Explanation
TAFP AFTER VETOES									
			EE	0.00	113,655	30,136	478,287	622,078	
			Total	0.00	113,655	30,136	478,287	622,078	
DEPARTMENT CORE ADJUSTMENTS									
Core Reallocation	793	7676	EE	0.00	12,000	0	0	12,000	Reallocation to align budget with planned expenditures and reduce the need for future flex within HB 13.
Core Reallocation	793	7678	EE	0.00	0	0	500	500	Reallocation to align budget with planned expenditures and reduce the need for future flex within HB 13.
Core Reallocation	793	7682	EE	0.00	0	0	1,000	1,000	Reallocation to align budget with planned expenditures and reduce the need for future flex within HB 13.
Core Reallocation	793	7683	EE	0.00	0	0	15,000	15,000	Reallocation to align budget with planned expenditures and reduce the need for future flex within HB 13.
Core Reallocation	793	7686	EE	0.00	0	0	500	500	Reallocation to align budget with planned expenditures and reduce the need for future flex within HB 13.
Core Reallocation	793	7808	EE	0.00	0	0	2,500	2,500	Reallocation to align budget with planned expenditures and reduce the need for future flex within HB 13.
Core Reallocation	793	6074	EE	0.00	0	0	500	500	Reallocation to align budget with planned expenditures and reduce the need for future flex within HB 13.
NET DEPARTMENT CHANGES				0.00	12,000	0	20,000	32,000	

CORE RECONCILIATION DETAIL

STATE
AGRICULTURE STATE OWNED

5. CORE RECONCILIATION DETAIL

	Budget Class	FTE	GR	Federal	Other	Total	Explanation
DEPARTMENT CORE REQUEST	EE	0.00	125,655	30,136	498,287	654,078	
	Total	0.00	125,655	30,136	498,287	654,078	
GOVERNOR'S RECOMMENDED CORE	EE	0.00	125,655	30,136	498,287	654,078	
	Total	0.00	125,655	30,136	498,287	654,078	

CORE DECISION ITEM

Department:	Attorney General	Budget Unit:	34443C & 34444C
Division:			
Core:	HB13 Real Estate	HB Section:	13.005 & 13.010

1. CORE FINANCIAL SUMMARY

FY 2024 Budget Request					FY 2024 Governor's Recommendation				
	GR	Federal	Other	Total		GR	Federal	Other	Total
PS	0	0	0	0	PS	0	0	0	0
EE	1,006,582	309,313	561,110	1,877,005	EE	1,060,082	309,313	515,110	1,884,505
PSD	0	0	0	0	PSD	0	0	0	0
TRF	0	0	0	0	TRF	0	0	0	0
Total	1,006,582	309,313	561,110	1,877,005	Total	1,060,082	309,313	515,110	1,884,505
FTE	0.00	0.00	0.00	0.00	FTE	0.00	0.00	0.00	0.00

Est. Fringe	0	0	0	0
--------------------	---	---	---	---

Note: Fringes budgeted in House Bill 5 except for certain fringes budgeted directly to MoDOT, Highway Patrol, and Conservation.

Other Funds: See Fund Summary.

Est. Fringe	0	0	0	0
--------------------	---	---	---	---

Note: Fringes budgeted in House Bill 5 except for certain fringes budgeted directly to MoDOT, Highway Patrol, and Conservation.

Other Funds: See Fund Summary.

2. CORE DESCRIPTION

The Division of Facilities Management, Design & Construction (FMDC) is responsible for the oversight and management of approximately thirteen (13) lease contracts, totaling over thirty-six thousand (36,000) sq. ft. and one hundred fifteen thousand (115,000) sq. ft. of state-owned space on behalf of the Attorney General's Office.

FY 2024 Budget Request					FY 2024 Governor's Recommendation				
	GR	Federal	Other	Total		GR	Federal	Other	Total
Leasing	\$486,282	\$143,534	\$346,840	\$976,656	Leasing	\$486,282	\$143,534	\$346,840	\$976,656
State-Owned	\$520,300	\$165,779	\$214,270	\$900,349	State-Owned	\$573,800	\$165,779	\$168,270	\$907,849
Total	\$1,006,582	\$309,313	\$561,110	\$1,877,005	Total	\$1,060,082	\$309,313	\$515,110	\$1,884,505

3. PROGRAM LISTING (list programs included in this core funding)

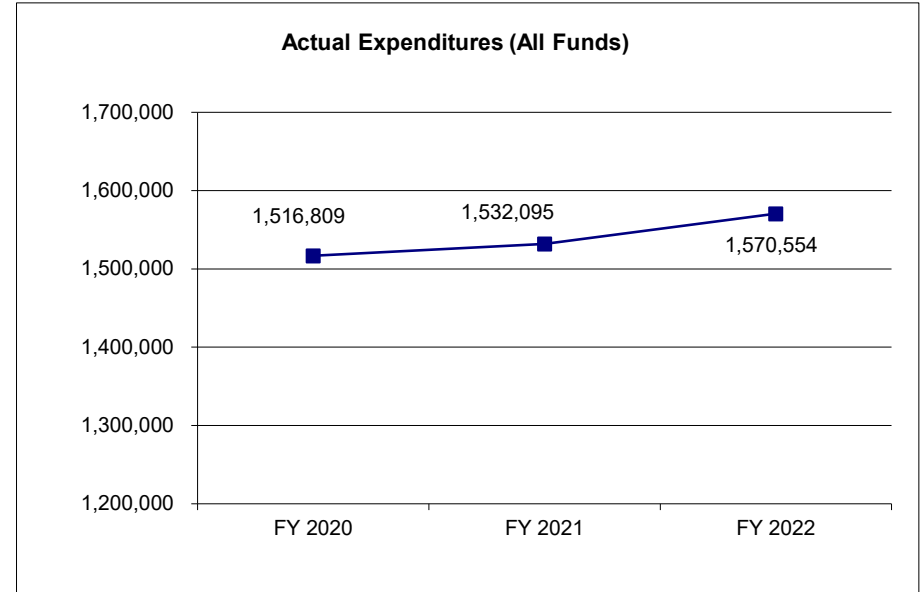
N/A.

CORE DECISION ITEM

Department:	Attorney General	Budget Unit:	34443C & 34444C
Division:			
Core:	HB13 Real Estate	HB Section:	13.005 & 13.010

4. FINANCIAL HISTORY

	FY 2020 Actual	FY 2021 Actual	FY 2022 Actual	FY 2023 Current Yr.
Appropriation (All Funds)	1,636,736	1,606,851	1,668,699	1,877,005
Less Reverted (All Funds)	(28,734)	(27,731)	(28,607)	(30,197)
Less Restricted (All Funds)*	0	0	0	0
Budget Authority (All Funds)	1,608,002	1,579,120	1,640,092	1,846,808
Actual Expenditures (All Funds)	1,516,809	1,532,095	1,570,554	N/A
Unexpended (All Funds)	91,193	47,025	69,538	N/A
Unexpended, by Fund:				
General Revenue	70,219	23,908	42,190	N/A
Federal	3,315	(1,833)	6,082	N/A
Other	17,659	24,950	21,266	N/A



*Restricted amount is as of _____.

Reverted includes the statutory three-percent reserve amount (when applicable).

Restricted includes any Governor's Expenditure Restrictions which remained at the end of the fiscal year (when applicable).

NOTES:

Expenditures by HB Section:		FY 2020 Actual	FY 2021 Actual	FY 2022 Actual
13.005	Leasing	775,591	771,706	760,766
13.010	State-Owned	741,218	760,389	809,788
13.015	Institutional	0	0	0
	Total	1,516,809	1,532,095	1,570,554

CORE RECONCILIATION DETAIL

STATE
ATTORNEY GENERAL LEASING

5. CORE RECONCILIATION DETAIL

	Budget Class	FTE	GR	Federal	Other	Total	Explanation
<hr/>							
TAFP AFTER VETOES	EE	0.00	486,282	143,534	346,840	976,656	
	Total	0.00	486,282	143,534	346,840	976,656	
<hr/>							
DEPARTMENT CORE REQUEST	EE	0.00	486,282	143,534	346,840	976,656	
	Total	0.00	486,282	143,534	346,840	976,656	
<hr/>							
GOVERNOR'S RECOMMENDED CORE	EE	0.00	486,282	143,534	346,840	976,656	
	Total	0.00	486,282	143,534	346,840	976,656	
<hr/>							

CORE RECONCILIATION DETAIL

STATE
ATTORNEY GENERAL STATE OWNED

5. CORE RECONCILIATION DETAIL

			Budget Class	FTE	GR	Federal	Other	Total	Explanation
TAFP AFTER VETOES									
			EE	0.00	520,300	165,779	214,270	900,349	
			Total	0.00	520,300	165,779	214,270	900,349	
DEPARTMENT CORE ADJUSTMENTS									
Core Reallocation	794	7782	EE	0.00	0	0	(50,000)	(50,000)	Reallocation to align budget with planned expenditures and reduce the need for future flex within HB 13.
Core Reallocation	794	7783	EE	0.00	0	0	1,500	1,500	Reallocation to align budget with planned expenditures and reduce the need for future flex within HB 13.
Core Reallocation	794	7784	EE	0.00	0	0	2,000	2,000	Reallocation to align budget with planned expenditures and reduce the need for future flex within HB 13.
Core Reallocation	794	7786	EE	0.00	0	0	500	500	Reallocation to align budget with planned expenditures and reduce the need for future flex within HB 13.
Core Reallocation	794	7778	EE	0.00	53,500	0	0	53,500	Reallocation to align budget with planned expenditures and reduce the need for future flex within HB 13.
NET DEPARTMENT CHANGES				0.00	53,500	0	(46,000)	7,500	
DEPARTMENT CORE REQUEST									
			EE	0.00	573,800	165,779	168,270	907,849	
			Total	0.00	573,800	165,779	168,270	907,849	

CORE RECONCILIATION DETAIL

STATE
ATTORNEY GENERAL STATE OWNED

5. CORE RECONCILIATION DETAIL

	Budget Class	FTE	GR	Federal	Other	Total	Explanation
GOVERNOR'S RECOMMENDED CORE							
	EE	0.00	573,800	165,779	168,270	907,849	
	Total	0.00	573,800	165,779	168,270	907,849	

CORE DECISION ITEM

Department:	Auditor	Budget Unit:	34449C & 34450C
Division:			
Core:	HB13 Real Estate	HB Section:	13.005 & 13.010

1. CORE FINANCIAL SUMMARY

	FY 2024 Budget Request			
	GR	Federal	Other	Total
PS	0	0	0	0
EE	290,574	0	0	290,574
PSD	0	0	0	0
TRF	0	0	0	0
Total	290,574	0	0	290,574
FTE	0.00	0.00	0.00	0.00

Est. Fringe	0	0	0	0
--------------------	---	---	---	---

Note: Fringes budgeted in House Bill 5 except for certain fringes budgeted directly to MoDOT, Highway Patrol, and Conservation.

Other Funds: N/A

	FY 2024 Governor's Recommendation			
	GR	Federal	Other	Total
PS	0	0	0	0
EE	290,574	0	0	290,574
PSD	0	0	0	0
TRF	0	0	0	0
Total	290,574	0	0	290,574
FTE	0.00	0.00	0.00	0.00

Est. Fringe	0	0	0	0
--------------------	---	---	---	---

Note: Fringes budgeted in House Bill 5 except for certain fringes budgeted directly to MoDOT, Highway Patrol, and Conservation.

Other Funds: N/A

2. CORE DESCRIPTION

The Division of Facilities Management, Design & Construction (FMDC) is responsible for the oversight and management of three (3) parking lease contracts and approximately twenty-six thousand (26,000) sq. ft. of state-owned space on behalf of the State Auditor's Office.

	FY 2024 Budget Request			
	GR	Federal	Other	Total
Leasing	\$13,327	\$0	\$0	\$13,327
State-Owned	\$277,247	\$0	\$0	\$277,247
Total	\$290,574	\$0	\$0	\$290,574

	FY 2024 Governor's Recommendation			
	GR	Federal	Other	Total
Leasing	\$13,327	\$0	\$0	\$13,327
State-Owned	\$277,247	\$0	\$0	\$277,247
Total	\$290,574	\$0	\$0	\$290,574

3. PROGRAM LISTING (list programs included in this core funding)

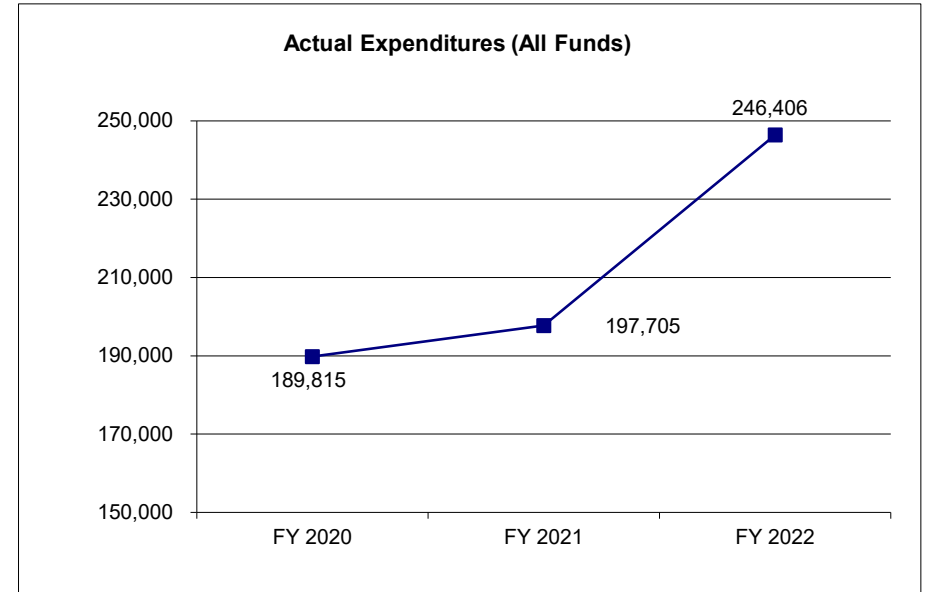
N/A.

CORE DECISION ITEM

Department:	Auditor	Budget Unit:	34449C & 34450C
Division:			
Core:	HB13 Real Estate	HB Section:	13.005 & 13.010

4. FINANCIAL HISTORY

	FY 2020 Actual	FY 2021 Actual	FY 2022 Actual	FY 2023 Current Yr.
Appropriation (All Funds)	192,312	213,118	205,751	290,574
Less Reverted (All Funds)	(5,770)	(6,394)	(6,010)	(8,717)
Less Restricted (All Funds)*	0	0	0	0
Budget Authority (All Funds)	186,542	206,724	199,741	281,857
Actual Expenditures (All Funds)	189,815	197,705	246,406	N/A
Unexpended (All Funds)	(3,273)	9,019	(46,665)	0
Unexpended, by Fund:				
General Revenue	(3,273)	9,019	(46,665)	N/A
Federal	0	0	0	N/A
Other	0	0	0	N/A



*Restricted amount is as of _____.

Reverted includes the statutory three-percent reserve amount (when applicable).

Restricted includes any Governor's Expenditure Restrictions which remained at the end of the fiscal year (when applicable).

NOTES:

Expenditures by HB Section:		FY 2020 Actual	FY 2021 Actual	FY 2022 Actual
13.005	Leasing	9,079	9,343	9,333
13.010	State-Owned	180,736	188,362	237,073
13.015	Institutional	0	0	0
	Total	189,815	197,705	246,406

CORE RECONCILIATION DETAIL

STATE
AUDITOR LEASING

5. CORE RECONCILIATION DETAIL

	Budget Class	FTE	GR	Federal	Other	Total	Explanation
TAFP AFTER VETOES							
	EE	0.00	13,327	0	0	13,327	
	Total	0.00	13,327	0	0	13,327	
DEPARTMENT CORE REQUEST							
	EE	0.00	13,327	0	0	13,327	
	Total	0.00	13,327	0	0	13,327	
GOVERNOR'S RECOMMENDED CORE							
	EE	0.00	13,327	0	0	13,327	
	Total	0.00	13,327	0	0	13,327	

CORE RECONCILIATION DETAIL

STATE
AUDITOR STATE OWNED

5. CORE RECONCILIATION DETAIL

	Budget Class	FTE	GR	Federal	Other	Total	Explanation
TAFP AFTER VETOES							
	EE	0.00	277,247	0	0	277,247	
	Total	0.00	277,247	0	0	277,247	
DEPARTMENT CORE REQUEST							
	EE	0.00	277,247	0	0	277,247	
	Total	0.00	277,247	0	0	277,247	
GOVERNOR'S RECOMMENDED CORE							
	EE	0.00	277,247	0	0	277,247	
	Total	0.00	277,247	0	0	277,247	

CORE DECISION ITEM

Department:	Corrections	Budget Unit:	34267C & 34268C
Division:			
Core:	HB13 Real Estate	HB Section:	13.005 & 13.010

1. CORE FINANCIAL SUMMARY

	FY 2024 Budget Request			
	GR	Federal	Other	Total
PS	0	0	0	0
EE	7,853,878	0	275,932	8,129,810
PSD	0	0	0	0
TRF	0	0	0	0
Total	7,853,878	0	275,932	8,129,810
FTE	0.00	0.00	0.00	0.00

Est. Fringe	0	0	0	0
--------------------	---	---	---	---

Note: Fringes budgeted in House Bill 5 except for certain fringes budgeted directly to MoDOT, Highway Patrol, and Conservation.

Other Funds: See Fund Summary.

	FY 2024 Governor's Recommendation			
	GR	Federal	Other	Total
PS	0	0	0	0
EE	7,616,878	0	275,932	7,892,810
PSD	0	0	0	0
TRF	0	0	0	0
Total	7,616,878	0	275,932	7,892,810
FTE	0.00	0.00	0.00	0.00

Est. Fringe	0	0	0	0
--------------------	---	---	---	---

Note: Fringes budgeted in House Bill 5 except for certain fringes budgeted directly to MoDOT, Highway Patrol, and Conservation.

Other Funds: See Fund Summary.

2. CORE DESCRIPTION

The Division of Facilities Management, Design & Construction (FMDC) is responsible for the oversight and management of approximately ninety-eight (98) lease contracts, totaling approximately five hundred twenty thousand (520,000) sq. ft. and approximately ninety-four thousand (94,000) sq. ft. of state-owned space on behalf of the Department of Corrections.

	FY 2024 Budget Request			
	GR	Federal	Other	Total
Leasing	\$6,601,176	\$0	\$275,932	\$6,877,108
State-Owned	\$1,252,702	\$0	\$0	\$1,252,702
Total	\$7,853,878	\$0	\$275,932	\$8,129,810

	FY 2024 Governor's Recommendation			
	GR	Federal	Other	Total
Leasing	\$6,364,176	\$0	\$275,932	\$6,640,108
State-Owned	\$1,252,702	\$0	\$0	\$1,252,702
Total	\$7,616,878	\$0	\$275,932	\$7,892,810

3. PROGRAM LISTING (list programs included in this core funding)

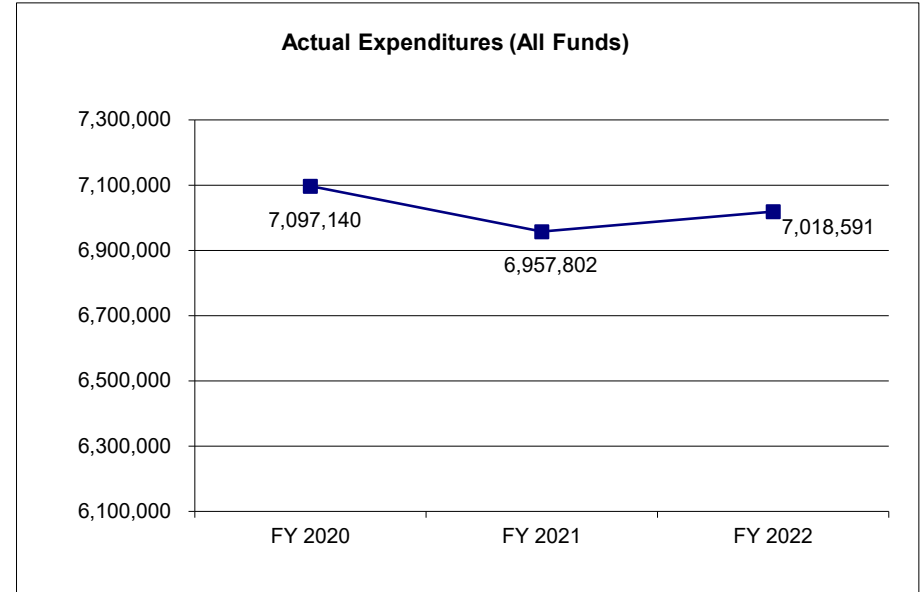
N/A

CORE DECISION ITEM

Department:	Corrections	Budget Unit:	34267C & 34268C
Division:			
Core:	HB13 Real Estate	HB Section:	13.005 & 13.010

4. FINANCIAL HISTORY

	FY 2020 Actual	FY 2021 Actual	FY 2022 Actual	FY 2023 Current Yr.
Appropriation (All Funds)	7,665,920	7,564,183	7,644,484	8,129,810
Less Reverted (All Funds)	(219,876)	(219,255)	(220,821)	(243,894)
Less Restricted (All Funds)*	0	0	0	0
Budget Authority (All Funds)	7,446,044	7,344,928	7,423,663	7,885,916
Actual Expenditures (All Funds)	7,097,140	6,957,802	7,018,591	N/A
Unexpended (All Funds)	348,904	387,126	405,072	0
Unexpended, by Fund:				
General Revenue	164,868	280,308	352,227	N/A
Federal	0	0	0	N/A
Other	184,036	106,818	52,845	N/A



*Restricted amount is as of _____.

Reverted includes the statutory three-percent reserve amount (when applicable).

Restricted includes any Governor's Expenditure Restrictions which remained at the end of the fiscal year (when applicable).

NOTES:

Expenditures by HB Section:		FY 2020 Actual	FY 2021 Actual	FY 2022 Actual
13.005	Leasing	6,165,552	5,941,128	5,962,838
13.010	State-Owned	931,588	1,016,674	1,055,753
13.015	Institutional	0	0	0
Total		7,097,140	6,957,802	7,018,591

CORE RECONCILIATION DETAIL

STATE CORRECTIONS LEASING

5. CORE RECONCILIATION DETAIL

				Budget Class	FTE	GR	Federal	Other	Total	Explanation
TAFP AFTER VETOES										
				EE	0.00	6,601,176	0	275,932	6,877,108	
				Total	0.00	6,601,176	0	275,932	6,877,108	
DEPARTMENT CORE ADJUSTMENTS										
Core Reallocation	779	1112	EE	0.00	(237,000)		0	0	(237,000)	Reallocation to align budget with planned expenditures and reduce the need for future flex within HB 13.
NET DEPARTMENT CHANGES					0.00	(237,000)	0	0	(237,000)	
DEPARTMENT CORE REQUEST										
				EE	0.00	6,364,176	0	275,932	6,640,108	
				Total	0.00	6,364,176	0	275,932	6,640,108	
GOVERNOR'S ADDITIONAL CORE ADJUSTMENTS										
Core Reallocation	779	1112	EE	0.00	(121,500)		0	0	(121,500)	Reallocation to align budget with planned expenditures and reduce the need for future flex within HB 13.
NET GOVERNOR CHANGES					0.00	(121,500)	0	0	(121,500)	
GOVERNOR'S RECOMMENDED CORE										
				EE	0.00	6,242,676	0	275,932	6,518,608	
				Total	0.00	6,242,676	0	275,932	6,518,608	

CORE RECONCILIATION DETAIL

STATE
CORRECTIONS STATE OWNED

5. CORE RECONCILIATION DETAIL

	Budget Class	FTE	GR	Federal	Other	Total	Explanation
TAFP AFTER VETOES							
	EE	0.00	1,252,702	0	0	1,252,702	
	Total	0.00	1,252,702	0	0	1,252,702	
DEPARTMENT CORE REQUEST							
	EE	0.00	1,252,702	0	0	1,252,702	
	Total	0.00	1,252,702	0	0	1,252,702	
GOVERNOR'S RECOMMENDED CORE							
	EE	0.00	1,252,702	0	0	1,252,702	
	Total	0.00	1,252,702	0	0	1,252,702	

CORE DECISION ITEM

Department:	Economic Development	Budget Unit:	34151C & 34153C
Division:			
Core:	HB13 Real Estate	HB Section:	13.005 & 13.010

1. CORE FINANCIAL SUMMARY

FY 2024 Budget Request					FY 2024 Governor's Recommendation				
	GR	Federal	Other	Total		GR	Federal	Other	Total
PS	0	0	0	0	PS	0	0	0	0
EE	249,470	0	129,294	378,764	EE	262,470	0	129,294	391,764
PSD	0	0	0	0	PSD	0	0	0	0
TRF	0	0	0	0	TRF	0	0	0	0
Total	249,470	0	129,294	378,764	Total	262,470	0	129,294	391,764
FTE	0.00	0.00	0.00	0.00	FTE	0.00	0.00	0.00	0.00
Est. Fringe	0	0	0	0	Est. Fringe	0	0	0	0
<i>Note: Fringes budgeted in House Bill 5 except for certain fringes budgeted directly to MoDOT, Highway Patrol, and Conservation.</i>					<i>Note: Fringes budgeted in House Bill 5 except for certain fringes budgeted directly to MoDOT, Highway Patrol, and Conservation.</i>				

Other Funds: See Fund Summary.

Other Funds: See Fund Summary.

2. CORE DESCRIPTION

The Division of Facilities Management, Design & Construction (FMDC) is responsible for the oversight and management of approximately two (2) lease contracts, totaling over thirteen hundred (1,300) sq. ft. and approximately forty-eight thousand (48,000) sq. ft. of state-owned space on behalf of the Department of Economic Development.

FY 2024 Budget Request					FY 2024 Governor's Recommendation				
	GR	Federal	Other	Total		GR	Federal	Other	Total
Leasing	\$2,126	\$0	\$5,201	\$7,327	Leasing	\$2,126	\$0	\$5,201	\$7,327
State-Owned	\$247,344	\$0	\$124,093	\$371,437	State-Owned	\$260,344	\$0	\$124,093	\$384,437
Total	\$249,470	\$0	\$129,294	\$378,764	Total	\$262,470	\$0	\$129,294	\$391,764

3. PROGRAM LISTING (list programs included in this core funding)

N/A

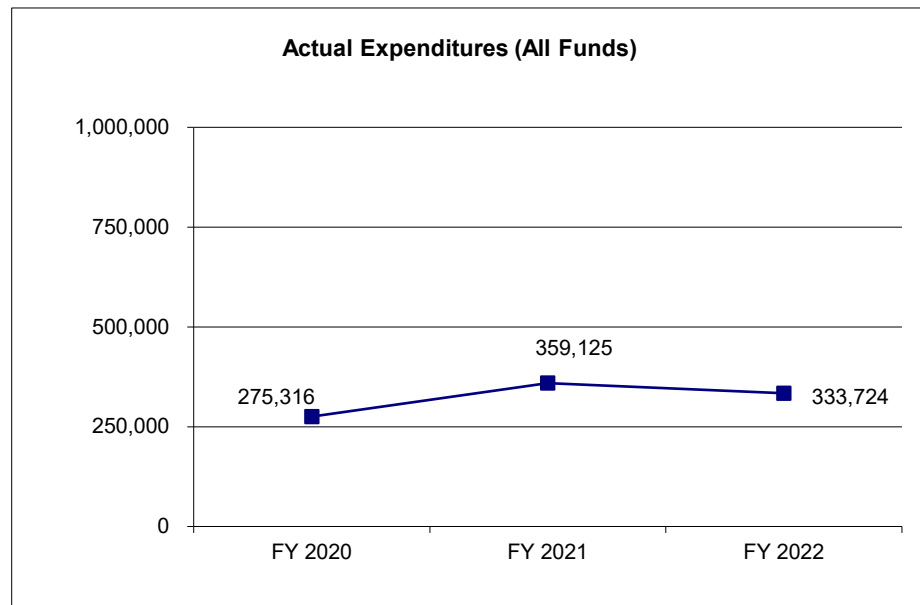
CORE DECISION ITEM

Department: Economic Development
Division:
Core: HB13 Real Estate

Budget Unit: 34151C & 34153C
HB Section: 13.005 & 13.010

4. FINANCIAL HISTORY

	FY 2020 Actual	FY 2021 Actual	FY 2022 Actual	FY 2023 Current Yr.
Appropriation (All Funds)	348,463	431,921	398,159	378,764
Less Reverted (All Funds)	(5,951)	(7,801)	(6,621)	(7,484)
Less Restricted (All Funds)*	0	0	0	0
Budget Authority (All Funds)	342,512	424,120	391,538	371,280
Actual Expenditures (All Funds)	275,316	359,125	333,724	N/A
Unexpended (All Funds)	67,196	64,995	57,814	0
Unexpended, by Fund:				
General Revenue	51,148	24,515	(14,538)	N/A
Federal	0	0	0	N/A
Other	16,048	40,480	72,352	N/A
	(1)			



*Restricted amount is as of _____.

Reverted includes the statutory three-percent reserve amount (when applicable).

Restricted includes any Governor's Expenditure Restrictions which remained at the end of the fiscal year (when applicable).

NOTES: (1) - Reduction due to Executive Order 19-01, 19-02 and 19-03.

Expenditures by HB Section:		FY 2020 Actual	FY 2021 Actual	FY 2022 Actual
13.005	Leasing	3,969	4,414	4,139
13.010	State-Owned	271,347	354,711	329,585
13.015	Institutional	0	0	0
Total		275,316	359,125	333,724

CORE RECONCILIATION DETAIL

STATE
DED LEASING

5. CORE RECONCILIATION DETAIL

	Budget Class	FTE	GR	Federal	Other	Total	Explanation
<hr/>							
TAFP AFTER VETOES	EE	0.00	2,126	0	5,201	7,327	
	Total	0.00	2,126	0	5,201	7,327	
<hr/>							
DEPARTMENT CORE REQUEST	EE	0.00	2,126	0	5,201	7,327	
	Total	0.00	2,126	0	5,201	7,327	
<hr/>							
GOVERNOR'S RECOMMENDED CORE	EE	0.00	2,126	0	5,201	7,327	
	Total	0.00	2,126	0	5,201	7,327	
<hr/>							

CORE RECONCILIATION DETAIL

STATE
DED STATE OWNED

5. CORE RECONCILIATION DETAIL

		Budget Class	FTE	GR	Federal	Other	Total	Explanation
TAFP AFTER VETOES								
		EE	0.00	247,344	0	124,093	371,437	
		Total	0.00	247,344	0	124,093	371,437	
DEPARTMENT CORE ADJUSTMENTS								
Core Reallocation	795 7691	EE	0.00	13,000	0	0	13,000	Reallocation to align budget with planned expenditures and reduce the need for future flex within HB 13.
NET DEPARTMENT CHANGES			0.00	13,000	0	0	13,000	
DEPARTMENT CORE REQUEST								
		EE	0.00	260,344	0	124,093	384,437	
		Total	0.00	260,344	0	124,093	384,437	
GOVERNOR'S RECOMMENDED CORE								
		EE	0.00	260,344	0	124,093	384,437	
		Total	0.00	260,344	0	124,093	384,437	

CORE DECISION ITEM

Department:	Elementary and Secondary Education	Budget Unit:	33813C, 33815C, & 33816C
Division:			
Core:	HB13 Real Estate	HB Section:	13.005, 13.010, & 13.015

1. CORE FINANCIAL SUMMARY

FY 2024 Budget Request					FY 2024 Governor's Recommendation				
	GR	Federal	Other	Total		GR	Federal	Other	Total
PS	0	0	0	0	PS	0	0	0	0
EE	5,687,884	3,748,075	41,914	9,477,873	EE	5,637,884	3,690,301	41,914	9,370,099
PSD	0	0	0	0	PSD	0	0	0	0
TRF	0	0	0	0	TRF	0	0	0	0
Total	5,687,884	3,748,075	41,914	9,477,873	Total	5,637,884	3,690,301	41,914	9,370,099
FTE	0.00	0.00	0.00	0.00	FTE	0.00	0.00	0.00	0.00
Est. Fringe	0	0	0	0	Est. Fringe	0	0	0	0
<i>Note: Fringes budgeted in House Bill 5 except for certain fringes budgeted directly to MoDOT, Highway Patrol, and Conservation.</i>					<i>Note: Fringes budgeted in House Bill 5 except for certain fringes budgeted directly to MoDOT, Highway Patrol, and Conservation.</i>				
Other Funds:	See Fund Summary.				Other Funds:	See Fund Summary.			

2. CORE DESCRIPTION

The Division of Facilities Management, Design & Construction (FMDC) is responsible for the oversight and management of approximately thirty-two (32) lease contracts, totaling over one hundred seventy thousand (170,000) sq. ft., one hundred ninety-two thousand (192,000) sq. ft. of state-owned space and an estimated one million one hundred thousand (1.1M) sq. ft. of institutional space on behalf of the Department of Elementary & Secondary Education.

FY 2024 Budget Request					FY 2024 Governor's Recommendation				
	GR	Federal	Other	Total		GR	Federal	Other	Total
Leasing	\$498,579	\$2,007,576	\$41,914	\$2,548,069	Leasing	\$498,579	\$2,014,802	\$41,914	\$2,555,295
State-Owned	\$523,301	\$1,740,499	\$0	\$2,263,800	State-Owned	\$473,301	\$1,675,499	\$0	\$2,148,800
Institutional	\$4,666,004	\$0	\$0	\$4,666,004	Institutional	\$4,666,004	\$0	\$0	\$4,666,004
Total	\$5,687,884	\$3,748,075	\$41,914	\$9,477,873	Total	\$5,637,884	\$3,690,301	\$41,914	\$9,370,099

3. PROGRAM LISTING (list programs included in this core funding)

N/A

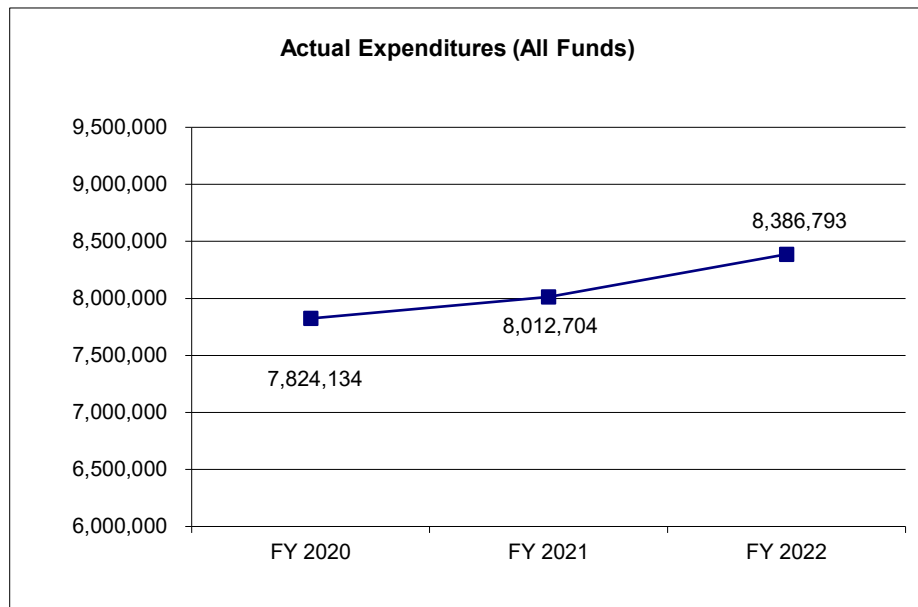
CORE DECISION ITEM

Department: Elementary and Secondary Education
Division:
Core: HB13 Real Estate

Budget Unit: 33813C, 33815C, & 33816C
HB Section: 13.005, 13.010, & 13.015

4. FINANCIAL HISTORY

	FY 2020 Actual	FY 2021 Actual	FY 2022 Actual	FY 2023 Current Yr.
Appropriation (All Funds)	8,259,772	8,360,862	8,407,875	8,629,518
Less Reverted (All Funds)	(150,849)	(153,309)	(153,320)	(170,636)
Less Restricted (All Funds)*	0	0	0	0
Budget Authority (All Funds)	8,108,923	8,207,553	8,254,555	8,458,882
Actual Expenditures (All Funds)	7,824,134	8,012,704	8,386,793	N/A
Unexpended (All Funds)	284,789	194,849	(132,238)	0
Unexpended, by Fund:				
General Revenue	1,388	39,905	(98,751)	N/A
Federal	274,478	147,779	136,337	N/A
Other	8,923	7,165	7,207	N/A



*Restricted amount is as of _____.

Reverted includes the statutory three-percent reserve amount (when applicable).

Restricted includes any Governor's Expenditure Restrictions which remained at the end of the fiscal year (when applicable).

NOTES:

Expenditures by HB Section:		FY 2020 Actual	FY 2021 Actual	FY 2022 Actual
13.005	Leasing	2,156,640	2,157,888	2,269,664
13.010	State-Owned	1,562,293	1,735,401	1,815,925
13.015	Institutional	4,105,201	4,119,415	4,301,204
	Total	7,824,134	8,012,704	8,386,793

CORE RECONCILIATION DETAIL

**STATE
DESE LEASING**

5. CORE RECONCILIATION DETAIL

				Budget Class	FTE	GR	Federal	Other	Total	Explanation
TAFP AFTER VETOES										
				EE	0.00	498,579	2,007,576	41,914	2,548,069	
				Total	0.00	498,579	2,007,576	41,914	2,548,069	
DEPARTMENT CORE ADJUSTMENTS										
Core Reallocation	774	1035		EE	0.00	0	(25,000)	0	(25,000)	Reallocation to align budget with planned expenditures and reduce the need for future flex within HB 13.
Core Reallocation	774	1265		EE	0.00	0	15,000	0	15,000	Reallocation to align budget with planned expenditures and reduce the need for future flex within HB 13.
Core Reallocation	774	1034		EE	0.00	0	17,226	0	17,226	Reallocation to align budget with planned expenditures and reduce the need for future flex within HB 13.
NET DEPARTMENT CHANGES					0.00	0	7,226	0	7,226	
DEPARTMENT CORE REQUEST										
				EE	0.00	498,579	2,014,802	41,914	2,555,295	
				Total	0.00	498,579	2,014,802	41,914	2,555,295	
GOVERNOR'S ADDITIONAL CORE ADJUSTMENTS										
Core Reallocation	774	1265		EE	0.00	0	25,000	0	25,000	Reallocation to align budget with planned expenditures and reduce the need for future flex within HB 13.
NET GOVERNOR CHANGES					0.00	0	25,000	0	25,000	

CORE RECONCILIATION DETAIL

STATE
DESE LEASING

5. CORE RECONCILIATION DETAIL

	Budget Class	FTE	GR	Federal	Other	Total	Explanation
GOVERNOR'S RECOMMENDED CORE							
	EE	0.00	498,579	2,039,802	41,914	2,580,295	
	Total	0.00	498,579	2,039,802	41,914	2,580,295	

CORE RECONCILIATION DETAIL

STATE
DESE STATE OWNED

5. CORE RECONCILIATION DETAIL

				Budget Class	FTE	GR	Federal	Other	Total	Explanation
TAFP AFTER VETOES										
				EE	0.00	523,301	1,740,499	0	2,263,800	
				Total	0.00	523,301	1,740,499	0	2,263,800	
DEPARTMENT CORE ADJUSTMENTS										
Core Reallocation	788	7660	EE	0.00	0	(60,000)		0	(60,000)	Reallocation to align budget with planned expenditures and reduce the need for future flex within HB 13.
Core Reallocation	788	7661	EE	0.00	0	(5,000)		0	(5,000)	Reallocation to align budget with planned expenditures and reduce the need for future flex within HB 13.
Core Reallocation	788	7659	EE	0.00	(50,000)		0	0	(50,000)	Reallocation to align budget with planned expenditures and reduce the need for future flex within HB 13.
NET DEPARTMENT CHANGES					0.00	(50,000)	(65,000)	0	(115,000)	
DEPARTMENT CORE REQUEST										
				EE	0.00	473,301	1,675,499	0	2,148,800	
				Total	0.00	473,301	1,675,499	0	2,148,800	
GOVERNOR'S RECOMMENDED CORE										
				EE	0.00	473,301	1,675,499	0	2,148,800	
				Total	0.00	473,301	1,675,499	0	2,148,800	

CORE RECONCILIATION DETAIL

STATE
DESE INSTITUTIONAL

5. CORE RECONCILIATION DETAIL

	Budget Class	FTE	GR	Federal	Other	Total	Explanation
TAFP AFTER VETOES							
	EE	0.00	4,666,004	0	0	4,666,004	
	Total	0.00	4,666,004	0	0	4,666,004	
DEPARTMENT CORE REQUEST							
	EE	0.00	4,666,004	0	0	4,666,004	
	Total	0.00	4,666,004	0	0	4,666,004	
GOVERNOR'S RECOMMENDED CORE							
	EE	0.00	4,666,004	0	0	4,666,004	
	Total	0.00	4,666,004	0	0	4,666,004	

CORE DECISION ITEM

Department:	Office of Administration	Budget Unit:	34030C
Division:	Ethics Commission		
Core:	HB13 Real Estate	HB Section:	13.005

1. CORE FINANCIAL SUMMARY

FY 2024 Budget Request					FY 2024 Governor's Recommendation				
	GR	Federal	Other	Total		GR	Federal	Other	Total
PS	0	0	0	0	PS	0	0	0	0
EE	70,174	0	0	70,174	EE	110,174	0	0	110,174
PSD	0	0	0	0	PSD	0	0	0	0
TRF	0	0	0	0	TRF	0	0	0	0
Total	70,174	0	0	70,174	Total	110,174	0	0	110,174
FTE	0.00	0.00	0.00	0.00	FTE	0.00	0.00	0.00	0.00

Est. Fringe	0	0	0	0
--------------------	---	---	---	---

Note: Fringes budgeted in House Bill 5 except for certain fringes budgeted directly to MoDOT, Highway Patrol, and Conservation.

Est. Fringe	0	0	0	0
--------------------	---	---	---	---

Note: Fringes budgeted in House Bill 5 except for certain fringes budgeted directly to MoDOT, Highway Patrol, and Conservation.

Other Funds: N/A

Other Funds: N/A

2. CORE DESCRIPTION

The Division of Facilities Management, Design & Construction (FMDC) is responsible for the oversight and management of one (1) lease contract for approximately seven thousand (7,000) sq. ft. of leased space on behalf of the Ethics Commission.

FY 2024 Budget Request					FY 2024 Governor's Recommendation				
	GR	Federal	Other	Total		GR	Federal	Other	Total
Leasing	\$70,174	\$0	\$0	\$70,174	Leasing	\$110,174	\$0	\$0	\$110,174
Total	\$70,174	\$0	\$0	\$70,174	Total	\$110,174	\$0	\$0	\$110,174

3. PROGRAM LISTING (list programs included in this core funding)

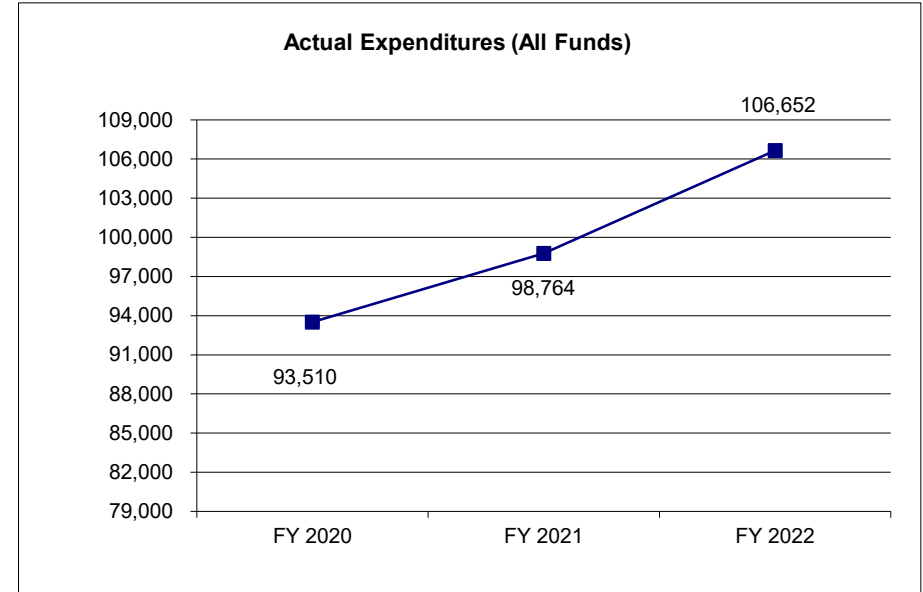
N/A

CORE DECISION ITEM

Department:	Office of Administration	Budget Unit:	34030C
Division:	Ethics Commission		
Core:	HB13 Real Estate	HB Section:	13.005

4. FINANCIAL HISTORY

	FY 2020 Actual	FY 2021 Actual	FY 2022 Actual	FY 2023 Current Yr.
Appropriation (All Funds)	105,966	110,580	110,761	70,174
Less Reverted (All Funds)	(3,064)	(3,179)	(3,317)	(2,105)
Less Restricted (All Funds)*	0	0	0	0
Budget Authority (All Funds)	102,902	107,401	107,444	68,069
Actual Expenditures (All Funds)	93,510	98,764	106,652	N/A
Unexpended (All Funds)	9,392	8,637	792	0
Unexpended, by Fund:				
General Revenue	9,392	8,637	786	N/A
Federal	0	0	0	N/A
Other	0	0	0	N/A



*Restricted amount is as of _____.

Reverted includes the statutory three-percent reserve amount (when applicable).

Restricted includes any Governor's Expenditure Restrictions which remained at the end of the fiscal year (when applicable).

NOTES:

Expenditures by HB Section:		FY 2020 Actual	FY 2021 Actual	FY 2022 Actual
13.005	Leasing	93,510	98,764	106,652
13.010	State-Owned	0	0	0
13.015	Institutional	0	0	0
	Total	93,510	98,764	106,652

CORE RECONCILIATION DETAIL

STATE
ETHICS COMMISSION LEASING

5. CORE RECONCILIATION DETAIL

				Budget Class	FTE	GR	Federal	Other	Total	Explanation
TAFP AFTER VETOES										
				EE	0.00	70,174	0	0	70,174	
				Total	0.00	70,174	0	0	70,174	
DEPARTMENT CORE ADJUSTMENTS										
Core Reallocation	780	3271	EE	0.00	40,000		0	0	40,000	Reallocation to align budget with planned expenditures and reduce the need for future flex within HB 13.
NET DEPARTMENT CHANGES					0.00	40,000	0	0	40,000	
DEPARTMENT CORE REQUEST										
				EE	0.00	110,174	0	0	110,174	
				Total	0.00	110,174	0	0	110,174	
GOVERNOR'S ADDITIONAL CORE ADJUSTMENTS										
Core Reallocation	780	3271	EE	0.00	24,000		0	0	24,000	Reallocation to align budget with planned expenditures and reduce the need for future flex within HB 13.
NET GOVERNOR CHANGES					0.00	24,000	0	0	24,000	
GOVERNOR'S RECOMMENDED CORE										
				EE	0.00	134,174	0	0	134,174	
				Total	0.00	134,174	0	0	134,174	

CORE DECISION ITEM

Department:	Public Safety	Budget Unit:	34240C & 34232C
Division:	Gaming Commission		
Core:	HB13 Real Estate	HB Section:	13.005 & 13.010

1. CORE FINANCIAL SUMMARY

	FY 2024 Budget Request			
	GR	Federal	Other	Total
PS	0	0	0	0
EE	0	0	526,092	526,092
PSD	0	0	0	0
TRF	0	0	0	0
Total	0	0	526,092	526,092
FTE	0.00	0.00	0.00	0.00

Est. Fringe	0	0	0	0
--------------------	---	---	---	---

Note: Fringes budgeted in House Bill 5 except for certain fringes budgeted directly to MoDOT, Highway Patrol, and Conservation.

Other Funds: See Fund Summary.

	FY 2024 Governor's Recommendation			
	GR	Federal	Other	Total
PS	0	0	0	0
EE	0	0	526,092	526,092
PSD	0	0	0	0
TRF	0	0	0	0
Total	0	0	526,092	526,092
FTE	0.00	0.00	0.00	0.00

Est. Fringe	0	0	0	0
--------------------	---	---	---	---

Note: Fringes budgeted in House Bill 5 except for certain fringes budgeted directly to MoDOT, Highway Patrol, and Conservation.

Other Funds: See Fund Summary.

2. CORE DESCRIPTION

The Division of Facilities Management, Design & Construction (FMDC) is responsible for the oversight and management of two (2) lease contracts, totaling approximately thirty-one thousand (31,000) sq. ft. and approximately five thousand eight hundred (5,800) sq. ft. of state-owned space on behalf of the Gaming Commission.

	FY 2024 Budget Request			
	GR	Federal	Other	Total
Leasing	\$0	\$0	\$447,295	\$447,295
State-Owned	\$0	\$0	\$78,797	\$78,797
Total	\$0	\$0	\$526,092	\$526,092

	FY 2024 Governor's Recommendation			
	GR	Federal	Other	Total
Leasing	\$0	\$0	\$447,295	\$447,295
State-Owned	\$0	\$0	\$78,797	\$78,797
Total	\$0	\$0	\$526,092	\$526,092

3. PROGRAM LISTING (list programs included in this core funding)

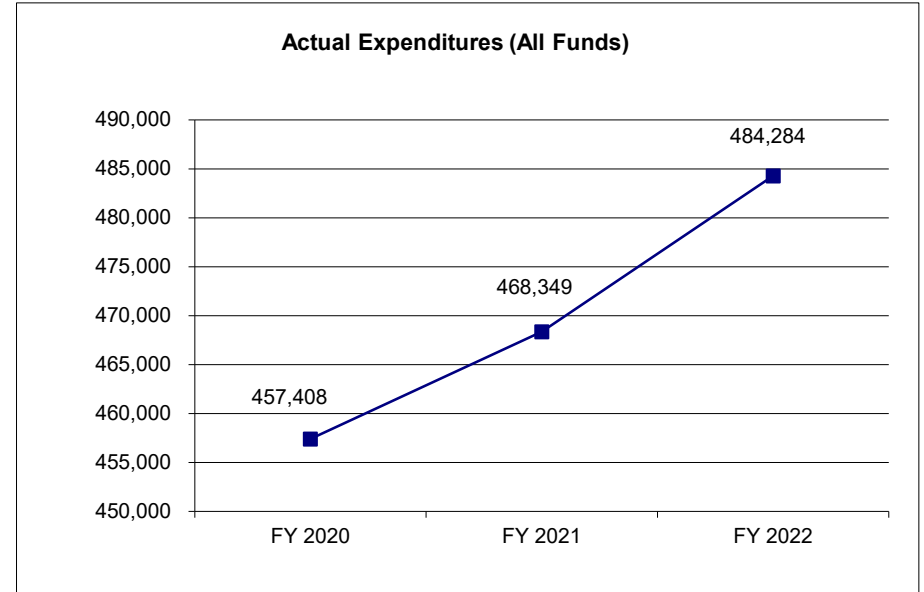
N/A

CORE DECISION ITEM

Department:	Public Safety	Budget Unit:	34240C & 34232C
Division:	Gaming Commission		
Core:	HB13 Real Estate	HB Section:	13.005 & 13.010

4. FINANCIAL HISTORY

	FY 2020 Actual	FY 2021 Actual	FY 2022 Actual	FY 2023 Current Yr.
Appropriation (All Funds)	485,383	500,263	501,597	526,092
Less Reverted (All Funds)	0	0	0	0
Less Restricted (All Funds)*	0	0	0	0
Budget Authority (All Funds)	485,383	500,263	501,597	526,092
Actual Expenditures (All Funds)	457,408	468,349	484,284	N/A
Unexpended (All Funds)	27,975	31,914	17,313	0
Unexpended, by Fund:				
General Revenue	0	0	0	N/A
Federal	0	0	0	N/A
Other	27,975	31,914	17,313	N/A



*Restricted amount is as of _____.

Reverted includes the statutory three-percent reserve amount (when applicable).

Restricted includes any Governor's Expenditure Restrictions which remained at the end of the fiscal year (when applicable).

NOTES:

Expenditures by HB Section:		FY 2020 Actual	FY 2021 Actual	FY 2022 Actual
13.005	Leasing	388,139	398,116	412,986
13.010	State-Owned	69,269	70,233	71,298
13.015	Institutional	0	0	0
Total		457,408	468,349	484,284

CORE RECONCILIATION DETAIL

**STATE
GAMING COMMISSION LEASING**

5. CORE RECONCILIATION DETAIL

	Budget Class	FTE	GR	Federal	Other	Total	Explanation
TAFP AFTER VETOES							
	EE	0.00	0	0	447,295	447,295	
	Total	0.00	0	0	447,295	447,295	
DEPARTMENT CORE REQUEST							
	EE	0.00	0	0	447,295	447,295	
	Total	0.00	0	0	447,295	447,295	
GOVERNOR'S RECOMMENDED CORE							
	EE	0.00	0	0	447,295	447,295	
	Total	0.00	0	0	447,295	447,295	

CORE RECONCILIATION DETAIL

**STATE
GAMING COMMISSION STATE OWNED**

5. CORE RECONCILIATION DETAIL

	Budget Class	FTE	GR	Federal	Other	Total	Explanation
TAFP AFTER VETOES	EE	0.00	0	0	78,797	78,797	
	Total	0.00	0	0	78,797	78,797	
DEPARTMENT CORE REQUEST	EE	0.00	0	0	78,797	78,797	
	Total	0.00	0	0	78,797	78,797	
GOVERNOR'S RECOMMENDED CORE	EE	0.00	0	0	78,797	78,797	
	Total	0.00	0	0	78,797	78,797	

CORE DECISION ITEM

Department:	Office of the Governor	Budget Unit:	34394C
Division:			
Core:	HB13 Real Estate	HB Section:	13.010

1. CORE FINANCIAL SUMMARY

FY 2024 Budget Request					FY 2024 Governor's Recommendation				
	GR	Federal	Other	Total		GR	Federal	Other	Total
PS	0	0	0	0	PS	0	0	0	0
EE	570,809	0	0	570,809	EE	620,809	0	0	620,809
PSD	0	0	0	0	PSD	0	0	0	0
TRF	0	0	0	0	TRF	0	0	0	0
Total	570,809	0	0	570,809	Total	620,809	0	0	620,809
FTE	0.00	0.00	0.00	0.00	FTE	0.00	0.00	0.00	0.00

Est. Fringe	0	0	0	0
--------------------	---	---	---	---

Note: Fringes budgeted in House Bill 5 except for certain fringes budgeted directly to MoDOT, Highway Patrol, and Conservation.

Est. Fringe	0	0	0	0
--------------------	---	---	---	---

Note: Fringes budgeted in House Bill 5 except for certain fringes budgeted directly to MoDOT, Highway Patrol, and Conservation.

Other Funds: N/A

Other Funds: N/A

2. CORE DESCRIPTION

The Division of Facilities Management, Design & Construction (FMDC) is responsible for the oversight and management of approximately forty-two thousand (42,000) sq. ft. of state-owned property on behalf of the Governor's Office.

FY 2024 Budget Request					FY 2024 Governor's Recommendation				
	GR	Federal	Other	Total		GR	Federal	Other	Total
State-Owned	\$570,809	\$0	\$0	\$570,809	State-Owned	\$620,809	\$0	\$0	\$620,809
Total	\$570,809	\$0	\$0	\$570,809	Total	\$620,809	\$0	\$0	\$620,809

3. PROGRAM LISTING (list programs included in this core funding)

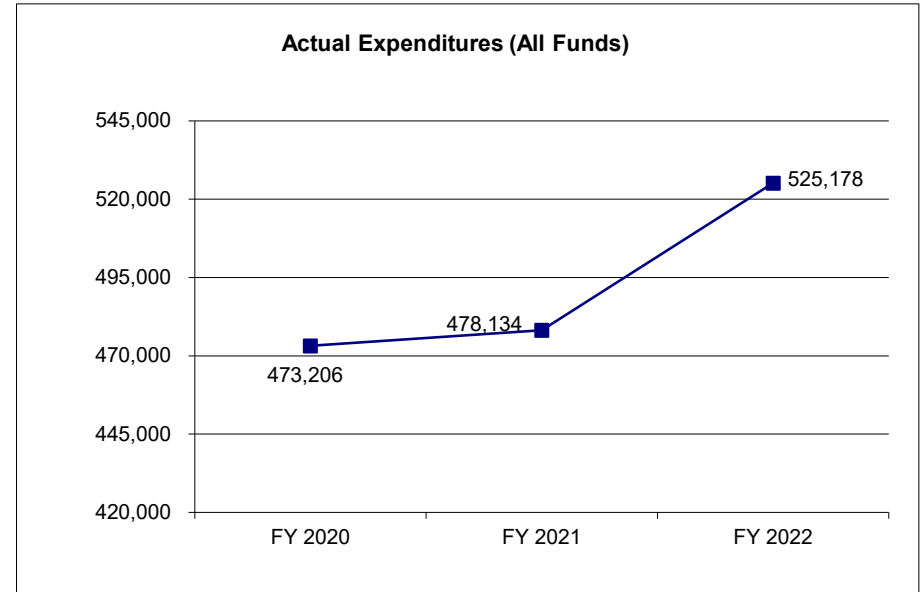
N/A

CORE DECISION ITEM

Department:	Office of the Governor	Budget Unit:	34394C
Division:			
Core:	HB13 Real Estate	HB Section:	13.010

4. FINANCIAL HISTORY

	FY 2020 Actual	FY 2021 Actual	FY 2022 Actual	FY 2023 Current Yr.
Appropriation (All Funds)	473,206	496,432	521,835	570,809
Less Reverted (All Funds)	0	0	0	0
Less Restricted (All Funds)*	0	0	0	0
Budget Authority (All Funds)	473,206	496,432	521,835	570,809
Actual Expenditures (All Funds)	473,206	478,134	525,178	N/A
Unexpended (All Funds)	0	18,298	(3,343)	0
Unexpended, by Fund:				
General Revenue	0	18,298	(3,343)	N/A
Federal	0	0	0	N/A
Other	0	0	0	N/A



*Restricted amount is as of _____.

Reverted includes the statutory three-percent reserve amount (when applicable).

Restricted includes any Governor's Expenditure Restrictions which remained at the end of the fiscal year (when applicable).

NOTES:

Expenditures by HB Section:		FY 2020 Actual	FY 2021 Actual	FY 2022 Actual
13.005	Leasing	0	0	0
13.010	State-Owned	473,206	478,134	525,178
13.015	Institutional	0	0	0
	Total	473,206	478,134	525,178

CORE RECONCILIATION DETAIL

STATE
GOVERNORS OFFICE ST OWNED

5. CORE RECONCILIATION DETAIL

				Budget Class	FTE	GR	Federal	Other	Total	Explanation
TAFP AFTER VETOES				EE	0.00	570,809	0	0	570,809	
				Total	0.00	570,809	0	0	570,809	
DEPARTMENT CORE ADJUSTMENTS										
Core Reallocation	796	2662	EE	0.00	50,000	0	0	0	50,000	Reallocation to align budget with planned expenditures and reduce the need for future flex within HB 13.
NET DEPARTMENT CHANGES					0.00	50,000	0	0	50,000	
DEPARTMENT CORE REQUEST				EE	0.00	620,809	0	0	620,809	
				Total	0.00	620,809	0	0	620,809	
GOVERNOR'S RECOMMENDED CORE				EE	0.00	620,809	0	0	620,809	
				Total	0.00	620,809	0	0	620,809	

CORE DECISION ITEM

Department: Health and Senior Services Division: Core: HB13 Real Estate	Budget Unit: 34363C, 34277C, & 34280C HB Section: 13.005, 13.010, & 13.015
--	---

1. CORE FINANCIAL SUMMARY

FY 2024 Budget Request					FY 2024 Governor's Recommendation				
	GR	Federal	Other	Total		GR	Federal	Other	Total
PS	0	0	0	0	PS	0	0	0	0
EE	2,950,229	4,610,808	0	7,561,037	EE	3,187,229	4,710,808	0	7,898,037
PSD	0	0	0	0	PSD	0	0	0	0
TRF	0	0	0	0	TRF	0	0	0	0
Total	2,950,229	4,610,808	0	7,561,037	Total	3,187,229	4,710,808	0	7,898,037
 FTE	 0.00	 0.00	 0.00	 0.00	 FTE	 0.00	 0.00	 0.00	 0.00

Est. Fringe	0	0	0	0
--------------------	---	---	---	---

Note: Fringes budgeted in House Bill 5 except for certain fringes budgeted directly to MoDOT, Highway Patrol, and Conservation.

Other Funds: N/A

2. CORE DESCRIPTION

The Division of Facilities Management, Design & Construction (FMDC) is responsible for the oversight and management of approximately ninety-three (93) lease contracts, totaling approximately two hundred eighty-four thousand (284,000) sq. ft., approximately one hundred seventy-six thousand (176,000) sq. ft. of state-owned space and approximately three thousand five hundred (3,500) sq. ft. of institutional space on behalf of the Department of Health & Senior Services.

FY 2024 Budget Request					FY 2024 Governor's Recommendation				
	GR	Federal	Other	Total		GR	Federal	Other	Total
Leasing	\$1,815,010	\$3,449,970	\$0	\$5,264,980	Leasing	\$2,052,010	\$3,549,970	\$0	\$5,601,980
State-Owned	\$1,125,735	\$1,149,876	\$0	\$2,275,611	State-Owned	\$1,125,735	\$1,149,876	\$0	\$2,275,611
Institutional	\$9,484	\$10,962	\$0	\$20,446	Institutional	\$9,484	\$10,962	\$0	\$20,446
Total	\$2,950,229	\$4,610,808	\$0	\$7,561,037	Total	\$3,187,229	\$4,710,808	\$0	\$7,898,037

3. PROGRAM LISTING (list programs included in this core funding)

N/A

CORE DECISION ITEM

Department:	Health and Senior Services	Budget Unit:	34363C, 34277C, & 34280C
Division:			
Core:	HB13 Real Estate	HB Section:	13.005, 13.010, & 13.015

4. FINANCIAL HISTORY

	FY 2020 Actual	FY 2021 Actual	FY 2022 Actual	FY 2023 Current Yr.
Appropriation (All Funds)	5,467,981	5,644,975	6,412,668	7,561,037
Less Reverted (All Funds)	(76,098)	(78,561)	(89,061)	(88,437)
Less Restricted (All Funds)*	0	0	0	0
Budget Authority (All Funds)	5,391,883	5,566,414	6,323,607	7,472,600
Actual Expenditures (All Funds)	5,079,722	5,108,512	5,778,311	N/A
Unexpended (All Funds)	312,161	457,902	545,296	0
Unexpended, by Fund:				
General Revenue	112,580	170,436	215,788	N/A
Federal	199,581	287,466	329,508	N/A
Other	0	0	0	N/A

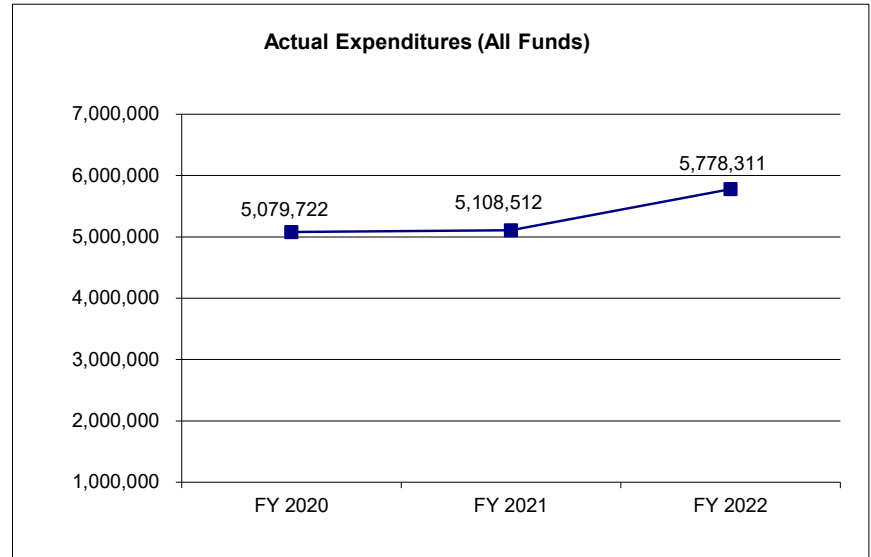
*Restricted amount is as of _____.

Reverted includes the statutory three-percent reserve amount (when applicable).

Restricted includes any Governor's Expenditure Restrictions which remained at the end of the fiscal year (when applicable).

NOTES:

Expenditures by HB Section:		FY 2020 Actual	FY 2021 Actual	FY 2022 Actual
13.005	Leasing	3,281,272	3,325,460	3,860,986
13.010	State-Owned	1,778,606	1,763,208	1,897,481
13.015	Institutional	19,844	19,844	19,844
	Total	5,079,722	5,108,512	5,778,311



CORE RECONCILIATION DETAIL

**STATE
HEALTH LEASING**

5. CORE RECONCILIATION DETAIL

			Budget Class	FTE	GR	Federal	Other	Total	Explanation
TAFP AFTER VETOES									
			EE	0.00	1,815,010	3,449,970	0	5,264,980	
			Total	0.00	1,815,010	3,449,970	0	5,264,980	
DEPARTMENT CORE ADJUSTMENTS									
Core Reallocation	775	4182	EE	0.00	0	228,905	0	228,905	Reallocation to align budget with planned expenditures and reduce the need for future flex within HB 13.
Core Reallocation	775	7719	EE	0.00	0	(28,905)	0	(28,905)	Reallocation to align budget with planned expenditures and reduce the need for future flex within HB 13.
Core Reallocation	775	9099	EE	0.00	0	(100,000)	0	(100,000)	Reallocation to align budget with planned expenditures and reduce the need for future flex within HB 13.
Core Reallocation	775	4181	EE	0.00	237,000	0	0	237,000	Reallocation to align budget with planned expenditures and reduce the need for future flex within HB 13.
NET DEPARTMENT CHANGES				0.00	237,000	100,000	0	337,000	
DEPARTMENT CORE REQUEST									
			EE	0.00	2,052,010	3,549,970	0	5,601,980	
			Total	0.00	2,052,010	3,549,970	0	5,601,980	
GOVERNOR'S ADDITIONAL CORE ADJUSTMENTS									
Core Reallocation	775	4182	EE	0.00	0	271,095	0	271,095	Reallocation to align budget with planned expenditures and reduce the need for future flex within HB 13.

CORE RECONCILIATION DETAIL

STATE
HEALTH LEASING

5. CORE RECONCILIATION DETAIL

		Budget Class	FTE	GR	Federal	Other	Total	Explanation
GOVERNOR'S ADDITIONAL CORE ADJUSTMENTS								
Core Reallocation	775 4181	EE	0.00	263,000	0	0	263,000	Reallocation to align budget with planned expenditures and reduce the need for future flex within HB 13.
NET GOVERNOR CHANGES			0.00	263,000	271,095	0	534,095	
GOVERNOR'S RECOMMENDED CORE								
		EE	0.00	2,315,010	3,821,065	0	6,136,075	
		Total	0.00	2,315,010	3,821,065	0	6,136,075	

CORE RECONCILIATION DETAIL

STATE
HEALTH STATE OWNED

5. CORE RECONCILIATION DETAIL

		Budget Class	FTE	GR	Federal	Other	Total	Explanation
TAFP AFTER VETOES								
		EE	0.00	1,125,735	1,149,876	0	2,275,611	
		Total	0.00	1,125,735	1,149,876	0	2,275,611	
DEPARTMENT CORE REQUEST								
		EE	0.00	1,125,735	1,149,876	0	2,275,611	
		Total	0.00	1,125,735	1,149,876	0	2,275,611	
GOVERNOR'S ADDITIONAL CORE ADJUSTMENTS								
Core Reallocation	2204 7758	EE	0.00	0	42,200	0	42,200	Reallocation to align budget with planned expenditures and reduce the need for future flex within HB 13.
NET GOVERNOR CHANGES			0.00	0	42,200	0	42,200	
GOVERNOR'S RECOMMENDED CORE								
		EE	0.00	1,125,735	1,192,076	0	2,317,811	
		Total	0.00	1,125,735	1,192,076	0	2,317,811	

CORE RECONCILIATION DETAIL

STATE
DEPT OF HEALTH & SEN - INSTIT

5. CORE RECONCILIATION DETAIL

	Budget Class	FTE	GR	Federal	Other	Total	Explanation
<hr/>							
TAFP AFTER VETOES	EE	0.00	9,484	10,962	0	20,446	
	Total	0.00	9,484	10,962	0	20,446	
<hr/>							
DEPARTMENT CORE REQUEST	EE	0.00	9,484	10,962	0	20,446	
	Total	0.00	9,484	10,962	0	20,446	
<hr/>							
GOVERNOR'S RECOMMENDED CORE	EE	0.00	9,484	10,962	0	20,446	
	Total	0.00	9,484	10,962	0	20,446	
<hr/>							

CORE DECISION ITEM

Department: Higher Education and Workforce Development Division: Core: HB13 Real Estate	Budget Unit: 33818C & 33825C HB Section: 13.005 & 13.010
--	---

1. CORE FINANCIAL SUMMARY

	FY 2024 Budget Request					FY 2024 Governor's Recommendation			
	GR	Federal	Other	Total		GR	Federal	Other	Total
PS	0	0	0	0	PS	0	0	0	0
EE	343,590	1,944,761	214,298	2,502,649	EE	263,590	1,944,761	214,298	2,422,649
PSD	0	0	0	0	PSD	0	0	0	0
TRF	0	0	0	0	TRF	0	0	0	0
Total	343,590	1,944,761	214,298	2,502,649	Total	263,590	1,944,761	214,298	2,422,649
FTE	0.00	0.00	0.00	0.00	FTE	0.00	0.00	0.00	0.00

Est. Fringe	0	0	0	0		0	0	0	0
--------------------	---	---	---	---	--	---	---	---	---

Note: Fringes budgeted in House Bill 5 except for certain fringes budgeted directly to MoDOT, Highway Patrol, and Conservation.

Other Funds: N/A

2. CORE DESCRIPTION

The Division of Facilities Management, Design & Construction (FMDC) is responsible for the oversight and management of approximately twenty-three (23) lease contracts, totaling approximately one hundred two thousand (102,000) sq. ft., and approximately eighty-seven thousand (87,000) sq. ft. of state-owned property on behalf of the Department of Higher Education.

	FY 2024 Budget Request					FY 2024 Governor's Recommendation			
	GR	Federal	Other	Total		GR	Federal	Other	Total
Leasing	\$0	\$1,413,093	\$214,298	\$1,627,391	Leasing	\$0	\$1,413,093	\$214,298	\$1,627,391
State-Owned	\$343,590	\$531,668	\$0	\$875,258	State-Owned	\$263,590	\$531,668	\$0	\$795,258
Total	\$343,590	\$1,944,761	\$214,298	\$2,502,649	Total	\$263,590	\$1,944,761	\$214,298	\$2,422,649

3. PROGRAM LISTING (list programs included in this core funding)

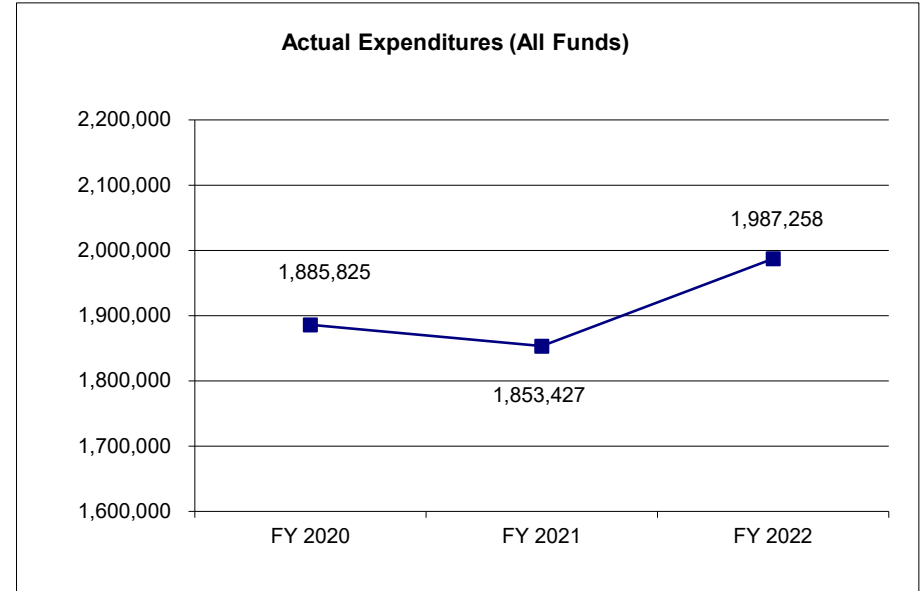
N/A

CORE DECISION ITEM

Department:	Higher Education and Workforce Development	Budget Unit:	33818C & 33825C
Division:			
Core:	HB13 Real Estate	HB Section:	13.005 & 13.010

4. FINANCIAL HISTORY

	FY 2020 Actual	FY 2021 Actual	FY 2022 Actual	FY 2023 Current Yr.
Appropriation (All Funds)	2,385,295	2,198,823	2,193,181	2,502,649
Less Reverted (All Funds)	(3,793)	(4,932)	(5,391)	(10,308)
Less Restricted (All Funds)*	0	0	0	0
Budget Authority (All Funds)	2,381,502	2,193,891	2,187,790	2,492,341
Actual Expenditures (All Funds)	1,885,825	1,853,427	1,987,258	N/A
Unexpended (All Funds)	495,677	340,464	200,532	0
Unexpended, by Fund:				
General Revenue	0	(5,984)	(11,536)	N/A
Federal	495,677	346,448	209,068	N/A
Other	0	0	0	N/A
	(1)			



*Restricted amount is as of _____.

Reverted includes the statutory three-percent reserve amount (when applicable).

Restricted includes any Governor's Expenditure Restrictions which remained at the end of the fiscal year (when applicable).

NOTES: (1) - Increase due to Executive Order 19-01, 19-02 and 19-03.

Expenditures by HB Section:	FY 2020 Actual	FY 2021 Actual	FY 2022 Actual
13.005 Leasing	1,208,016	1,229,957	1,271,617
13.010 State-Owned	677,809	623,470	715,641
13.015 Institutional	0	0	0
Total	1,885,825	1,853,427	1,987,258

CORE RECONCILIATION DETAIL

**STATE
HIGHER EDUCATION LEASING**

5. CORE RECONCILIATION DETAIL

	Budget Class	FTE	GR	Federal	Other	Total	Explanation
TAFP AFTER VETOES							
	EE	0.00	0	1,413,093	214,298	1,627,391	
	Total	0.00	0	1,413,093	214,298	1,627,391	
DEPARTMENT CORE REQUEST							
	EE	0.00	0	1,413,093	214,298	1,627,391	
	Total	0.00	0	1,413,093	214,298	1,627,391	
GOVERNOR'S RECOMMENDED CORE							
	EE	0.00	0	1,413,093	214,298	1,627,391	
	Total	0.00	0	1,413,093	214,298	1,627,391	

CORE RECONCILIATION DETAIL

STATE
DHEWD STATE OWNED

5. CORE RECONCILIATION DETAIL

				Budget Class	FTE	GR	Federal	Other	Total	Explanation
TAFP AFTER VETOES										
				EE	0.00	343,590	531,668	0	875,258	
				Total	0.00	343,590	531,668	0	875,258	
DEPARTMENT CORE ADJUSTMENTS										
Core Reallocation	797	7877		EE	0.00	(80,000)	0	0	(80,000)	Reallocation to align budget with planned expenditures and reduce the need for future flex within HB 13.
NET DEPARTMENT CHANGES					0.00	(80,000)	0	0	(80,000)	
DEPARTMENT CORE REQUEST										
				EE	0.00	263,590	531,668	0	795,258	
				Total	0.00	263,590	531,668	0	795,258	
GOVERNOR'S RECOMMENDED CORE										
				EE	0.00	263,590	531,668	0	795,258	
				Total	0.00	263,590	531,668	0	795,258	

CORE DECISION ITEM

Department:	Public Safety	Budget Unit:	34223C, 34228C & 34231C
Division:	Missouri State Highway Patrol		
Core:	HB13 Real Estate	HB Section:	13.005, 13.010 & 13.015

1. CORE FINANCIAL SUMMARY

FY 2024 Budget Request					FY 2024 Governor's Recommendation				
	GR	Federal	Other	Total		GR	Federal	Other	Total
PS	0	0	0	0	PS	0	0	0	0
EE	766,735	8,949	3,274,512	4,050,196	EE	203,909	8,949	1,422,841	1,635,699
PSD	0	0	0	0	PSD	0	0	0	0
TRF	0	0	0	0	TRF	0	0	0	0
Total	766,735	8,949	3,274,512	4,050,196	Total	203,909	8,949	1,422,841	1,635,699
FTE					FTE				
0.00					0.00				
Est. Fringe	0	0	0	0	Est. Fringe	0	0	0	0
Note: Fringes budgeted in House Bill 5 except for certain fringes budgeted directly to MoDOT, Highway Patrol, and Conservation.					Note: Fringes budgeted in House Bill 5 except for certain fringes budgeted directly to MoDOT, Highway Patrol, and Conservation.				

Other Funds: See Fund Summary.

Other Funds: See Fund Summary.

2. CORE DESCRIPTION

The Division of Facilities Management, Design & Construction (FMDC) is responsible for the oversight and management of approximately one hundred thirty-two (132) lease contracts, totaling approximately one hundred two thousand (102,000) sq. ft., approximately sixteen thousand (16,000) sq. ft. of state-owned space and approximately five hundred thirty-one thousand (531,000) sq. ft. of institutional space on behalf of the Missouri Highway Patrol.

FY 2024 Budget Request					FY 2024 Governor's Recommendation				
	GR	Federal	Other	Total		GR	Federal	Other	Total
Leasing	\$203,909	\$8,949	\$1,240,447	\$1,453,305	Leasing	\$203,909	\$8,949	\$1,160,133	\$1,372,991
State-Owned	\$0	\$0	\$262,708	\$262,708	State-Owned	\$0	\$0	\$262,708	\$262,708
Institutional	\$562,826	\$0	\$1,771,357	\$2,334,183	Institutional	\$0	\$0	\$0	\$0
Total	\$766,735	\$8,949	\$3,274,512	\$4,050,196	Total	\$203,909	\$8,949	\$1,422,841	\$1,635,699

3. PROGRAM LISTING (list programs included in this core funding)

N/A

CORE DECISION ITEM

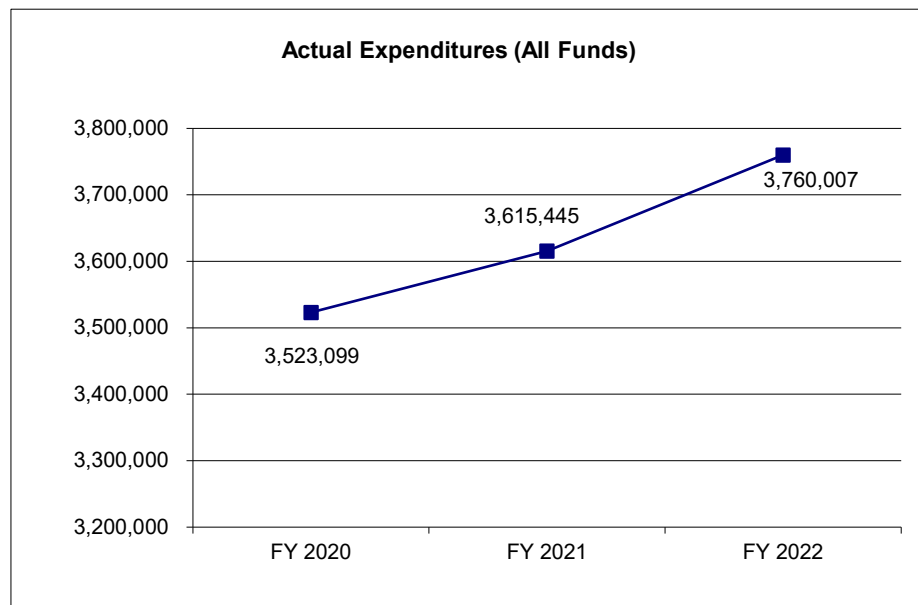
Department: Public Safety
Division: Missouri State Highway Patrol
Core: HB13 Real Estate

Budget Unit: 34223C, 34228C & 34231C

HB Section: 13.005, 13.010 & 13.015

4. FINANCIAL HISTORY

	FY 2020 Actual	FY 2021 Actual	FY 2022 Actual	FY 2023 Current Yr.
Appropriation (All Funds)	3,643,537	3,842,694	3,930,315	4,050,196
Less Reverted (All Funds)	(20,914)	(21,509)	(21,546)	(23,002)
Less Restricted (All Funds)*	0	0	0	0
Budget Authority (All Funds)	3,622,623	3,821,185	3,908,769	4,027,194
Actual Expenditures (All Funds)	3,523,099	3,615,445	3,760,007	N/A
Unexpended (All Funds)	99,524	205,740	148,762	0
Unexpended, by Fund:				
General Revenue	10,394	12,240	10,552	N/A
Federal	(204)	1,131	3,336	N/A
Other	89,334	192,369	134,874	N/A



*Restricted amount is as of _____.

Reverted includes the statutory three-percent reserve amount (when applicable).

Restricted includes any Governor's Expenditure Restrictions which remained at the end of the fiscal year (when applicable).

NOTES:

Expenditures by HB Section:		FY 2020 Actual	FY 2021 Actual	FY 2022 Actual
13.005	Leasing	1,202,247	1,198,164	1,264,802
13.010	State-Owned	160,210	161,653	168,931
13.015	Institutional	2,160,642	2,255,628	2,326,274
	Total	3,523,099	3,615,445	3,760,007

CORE RECONCILIATION DETAIL

STATE
STATE HIGHWAY PATROL LEASING

5. CORE RECONCILIATION DETAIL

		Budget Class	FTE	GR	Federal	Other	Total	Explanation
TAFP AFTER VETOES								
		EE	0.00	203,909	8,949	1,240,447	1,453,305	
		Total	0.00	203,909	8,949	1,240,447	1,453,305	
DEPARTMENT CORE ADJUSTMENTS								
Transfer In	1848 3194	EE	0.00	0	0	2,816	2,816	Transfer in from MSHP for Driver Examiner station move in Plattsburg.
Transfer Out	1645 3194	EE	0.00	0	0	(63,130)	(63,130)	FMDC Insitutional funding for facility maintenance of the Missouri State Highway Patrol (MSHP) is being transferred back to the MSHP.
Core Reallocation	817 3194	EE	0.00	0	0	(20,000)	(20,000)	Reallocation to align budget with planned expenditures and reduce the need for future flex within HB 13.
NET DEPARTMENT CHANGES			0.00	0	0	(80,314)	(80,314)	
DEPARTMENT CORE REQUEST								
		EE	0.00	203,909	8,949	1,160,133	1,372,991	
		Total	0.00	203,909	8,949	1,160,133	1,372,991	
GOVERNOR'S RECOMMENDED CORE								
		EE	0.00	203,909	8,949	1,160,133	1,372,991	
		Total	0.00	203,909	8,949	1,160,133	1,372,991	

CORE RECONCILIATION DETAIL

STATE
DPS HP STATE OWNED

5. CORE RECONCILIATION DETAIL

	Budget Class	FTE	GR	Federal	Other	Total	Explanation
TAFP AFTER VETOES							
	EE	0.00	0	0	262,708	262,708	
	Total	0.00	0	0	262,708	262,708	
DEPARTMENT CORE REQUEST							
	EE	0.00	0	0	262,708	262,708	
	Total	0.00	0	0	262,708	262,708	
GOVERNOR'S RECOMMENDED CORE							
	EE	0.00	0	0	262,708	262,708	
	Total	0.00	0	0	262,708	262,708	

CORE RECONCILIATION DETAIL

**STATE
DPS-SHP INSTITUTIONAL**

5. CORE RECONCILIATION DETAIL

		Budget Class	FTE	GR	Federal	Other	Total	Explanation
TAFP AFTER VETOES								
		EE	0.00	562,826	0	1,771,357	2,334,183	
		Total	0.00	562,826	0	1,771,357	2,334,183	
DEPARTMENT CORE ADJUSTMENTS								
Transfer Out	1642 7741	EE	0.00	(132,347)	0	0	(132,347)	FMDC Institutional funding for facility maintenance of the Missouri State Highway (MSHP) is being transferred back to the MSHP.
Transfer Out	1642 7745	EE	0.00	0	0	(1,441,071)	(1,441,071)	FMDC Institutional funding for facility maintenance of the Missouri State Highway (MSHP) is being transferred back to the MSHP.
Core Reduction	1642 7741	EE	0.00	(430,479)	0	0	(430,479)	FMDC Institutional funding for facility maintenance of the Missouri State Highway (MSHP) is being transferred back to the MSHP.
Core Reduction	1642 7745	EE	0.00	0	0	(330,286)	(330,286)	FMDC Institutional funding for facility maintenance of the Missouri State Highway (MSHP) is being transferred back to the MSHP.
NET DEPARTMENT CHANGES			0.00	(562,826)	0	(1,771,357)	(2,334,183)	
DEPARTMENT CORE REQUEST								
		EE	0.00	0	0	0	0	
		Total	0.00	0	0	0	0	

CORE RECONCILIATION DETAIL

STATE
DPS-SHP INSTITUTIONAL

5. CORE RECONCILIATION DETAIL

	Budget Class	FTE	GR	Federal	Other	Total	Explanation
GOVERNOR'S RECOMMENDED CORE	EE	0.00	0	0	0	0	
	Total	0.00	0	0	0	0	

CORE DECISION ITEM

Department:	Commerce and Insurance	Budget Unit:	34171C & 34172C
Division:			
Core:	HB13 Real Estate	HB Section:	13.005 & 13.010

1. CORE FINANCIAL SUMMARY

	FY 2024 Budget Request			
	GR	Federal	Other	Total
PS	0	0	0	0
EE	77,930	0	2,141,817	2,219,747
PSD	0	0	0	0
TRF	0	0	0	0
Total	77,930	0	2,141,817	2,219,747
FTE	0.00	0.00	0.00	0.00

Est. Fringe	0	0	0	0
--------------------	---	---	---	---

Note: Fringes budgeted in House Bill 5 except for certain fringes budgeted directly to MoDOT, Highway Patrol, and Conservation.

Other Funds: See Fund Summary.

	FY 2024 Governor's Recommendation			
	GR	Federal	Other	Total
PS	0	0	0	0
EE	77,930	0	2,152,317	2,230,247
PSD	0	0	0	0
TRF	0	0	0	0
Total	77,930	0	2,152,317	2,230,247
FTE	0.00	0.00	0.00	0.00

Est. Fringe	0	0	0	0
--------------------	---	---	---	---

Note: Fringes budgeted in House Bill 5 except for certain fringes budgeted directly to MoDOT, Highway Patrol, and Conservation.

Other Funds: See Fund Summary.

2. CORE DESCRIPTION

The Division of Facilities Management, Design & Construction (FMDC) is responsible for the oversight and management of approximately eleven (11) lease contracts, totaling approximately seventy-six thousand (76,000) sq. ft. and approximately one hundred thirty-eight thousand (138,000) sq. ft. of state-owned space on behalf of the Department of Commerce and Insurance.

	FY 2024 Budget Request			
	GR	Federal	Other	Total
Leasing	\$77,930	\$0	\$1,016,659	\$1,094,589
State-Owned	\$0	\$0	\$1,125,158	\$1,125,158
Total	\$77,930	\$0	\$2,141,817	\$2,219,747

	FY 2024 Governor's Recommendation			
	GR	Federal	Other	Total
Leasing	\$77,930	\$0	\$1,025,159	\$1,103,089
State-Owned	\$0	\$0	\$1,127,158	\$1,127,158
Total	\$77,930	\$0	\$2,152,317	\$2,230,247

3. PROGRAM LISTING (list programs included in this core funding)

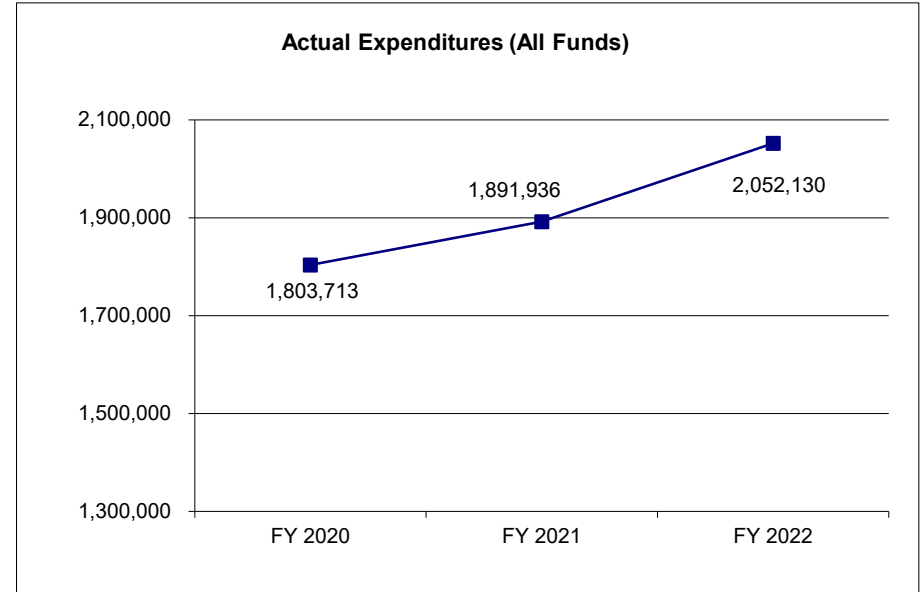
N/A

CORE DECISION ITEM

Department:	Commerce and Insurance	Budget Unit:	34171C & 34172C
Division:			
Core:	HB13 Real Estate	HB Section:	13.005 & 13.010

4. FINANCIAL HISTORY

	FY 2020 Actual	FY 2021 Actual	FY 2022 Actual	FY 2023 Current Yr.
Appropriation (All Funds)	2,046,943	2,048,344	2,056,922	2,219,747
Less Reverted (All Funds)	0	(1,877)	(2,155)	(2,338)
Less Restricted (All Funds)*	0	0	0	0
Budget Authority (All Funds)	2,046,943	2,046,467	2,054,767	2,217,409
Actual Expenditures (All Funds)	1,803,713	1,891,936	2,052,130	N/A
Unexpended (All Funds)	243,230	154,531	2,637	0
Unexpended, by Fund:				
General Revenue	0	58,093	66,759	N/A
Federal	0	0	0	N/A
Other	243,230	96,438	(64,122)	N/A
	(1)			



*Restricted amount is as of _____.

Reverted includes the statutory three-percent reserve amount (when applicable).

Restricted includes any Governor's Expenditure Restrictions which remained at the end of the fiscal year (when applicable).

NOTES: (1) - Increase due to Executive Order 19-01, 19-02 and 19-03.

Expenditures by HB Section:		FY 2020 Actual	FY 2021 Actual	FY 2022 Actual
13.005	Leasing	833,346	902,996	946,188
13.010	State-Owned	970,367	988,940	1,105,942
13.015	Institutional	0	0	0
Total		1,803,713	1,891,936	2,052,130

CORE RECONCILIATION DETAIL

**STATE
INSURANCE LEASING**

5. CORE RECONCILIATION DETAIL

				Budget Class	FTE	GR	Federal	Other	Total	Explanation
TAFP AFTER VETOES										
				EE	0.00	77,930	0	1,016,659	1,094,589	
				Total	0.00	77,930	0	1,016,659	1,094,589	
DEPARTMENT CORE ADJUSTMENTS										
Core Reallocation	784	5616		EE	0.00	0	0	2,500	2,500	Reallocation to align budget with planned expenditures and reduce the need for future flex within HB 13.
Core Reallocation	784	6082		EE	0.00	0	0	3,000	3,000	Reallocation to align budget with planned expenditures and reduce the need for future flex within HB 13.
Core Reallocation	784	3739		EE	0.00	0	0	3,000	3,000	Reallocation to align budget with planned expenditures and reduce the need for future flex within HB 13.
NET DEPARTMENT CHANGES					0.00	0	0	8,500	8,500	
DEPARTMENT CORE REQUEST										
				EE	0.00	77,930	0	1,025,159	1,103,089	
				Total	0.00	77,930	0	1,025,159	1,103,089	
GOVERNOR'S ADDITIONAL CORE ADJUSTMENTS										
Core Reallocation	784	5616		EE	0.00	0	0	21,500	21,500	Reallocation to align budget with planned expenditures and reduce the need for future flex within HB 13.
NET GOVERNOR CHANGES					0.00	0	0	21,500	21,500	

CORE RECONCILIATION DETAIL

STATE
INSURANCE LEASING

5. CORE RECONCILIATION DETAIL

	Budget Class	FTE	GR	Federal	Other	Total	Explanation
GOVERNOR'S RECOMMENDED CORE	EE	0.00	77,930	0	1,046,659	1,124,589	
	Total	0.00	77,930	0	1,046,659	1,124,589	

CORE RECONCILIATION DETAIL

STATE
INSURANCE STATE OWNED

5. CORE RECONCILIATION DETAIL

				Budget Class	FTE	GR	Federal	Other	Total	Explanation
TAFP AFTER VETOES				EE	0.00	0	0	1,125,158	1,125,158	
Total					0.00	0	0	1,125,158	1,125,158	
DEPARTMENT CORE ADJUSTMENTS										
Core Reallocation	802	7708	EE	0.00	0	0	0	2,000	2,000	Reallocation to align budget with planned expenditures and reduce the need for future flex within HB 13.
NET DEPARTMENT CHANGES					0.00	0	0	2,000	2,000	
DEPARTMENT CORE REQUEST				EE	0.00	0	0	1,127,158	1,127,158	
Total					0.00	0	0	1,127,158	1,127,158	
GOVERNOR'S RECOMMENDED CORE				EE	0.00	0	0	1,127,158	1,127,158	
Total					0.00	0	0	1,127,158	1,127,158	

CORE DECISION ITEM

Department:	Judiciary	Budget Unit:	34460C & 34461C
Division:	Court of Appeals and State Court Administrator	HB Section:	13.005 & 13.010
Core:	HB13 Real Estate		

1. CORE FINANCIAL SUMMARY

FY 2024 Budget Request					FY 2024 Governor's Recommendation				
	GR	Federal	Other	Total		GR	Federal	Other	Total
PS	0	0	0	0	PS	0	0	0	0
EE	2,297,914	23,026	145,894	2,466,834	EE	2,529,414	23,026	145,894	2,698,334
PSD	0	0	0	0	PSD	0	0	0	0
TRF	0	0	0	0	TRF	0	0	0	0
Total	2,297,914	23,026	145,894	2,466,834	Total	2,529,414	23,026	145,894	2,698,334
FTE	0.00	0.00	0.00	0.00	FTE	0.00	0.00	0.00	0.00

Est. Fringe	0	0	0	0
--------------------	---	---	---	---

Note: Fringes budgeted in House Bill 5 except for certain fringes budgeted directly to MoDOT, Highway Patrol, and Conservation.

Other Funds: See Fund Summary.

Est. Fringe	0	0	0	0
--------------------	---	---	---	---

Note: Fringes budgeted in House Bill 5 except for certain fringes budgeted directly to MoDOT, Highway Patrol, and Conservation.

Other Funds: See Fund Summary.

2. CORE DESCRIPTION

The Division of Facilities Management, Design & Construction (FMDC) is responsible for the oversight and management of six (6) lease contracts, totaling approximately one hundred thirty-three thousand (133,000) sq. ft. and approximately forty-six thousand (46,000) sq. ft. of state-owned space on behalf of the Court of Appeals and State Court Administrator.

FY 2024 Budget Request					FY 2024 Governor's Recommendation				
	GR	Federal	Other	Total		GR	Federal	Other	Total
Leasing	\$1,937,327	\$23,026	\$145,894	\$2,106,247	Leasing	\$2,237,327	\$23,026	\$145,894	\$2,406,247
State-Owned	\$360,587	\$0	\$0	\$360,587	State-Owned	\$292,087	\$0	\$0	\$292,087
Total	\$2,297,914	\$23,026	\$145,894	\$2,466,834	Total	\$2,529,414	\$23,026	\$145,894	\$2,698,334

3. PROGRAM LISTING (list programs included in this core funding)

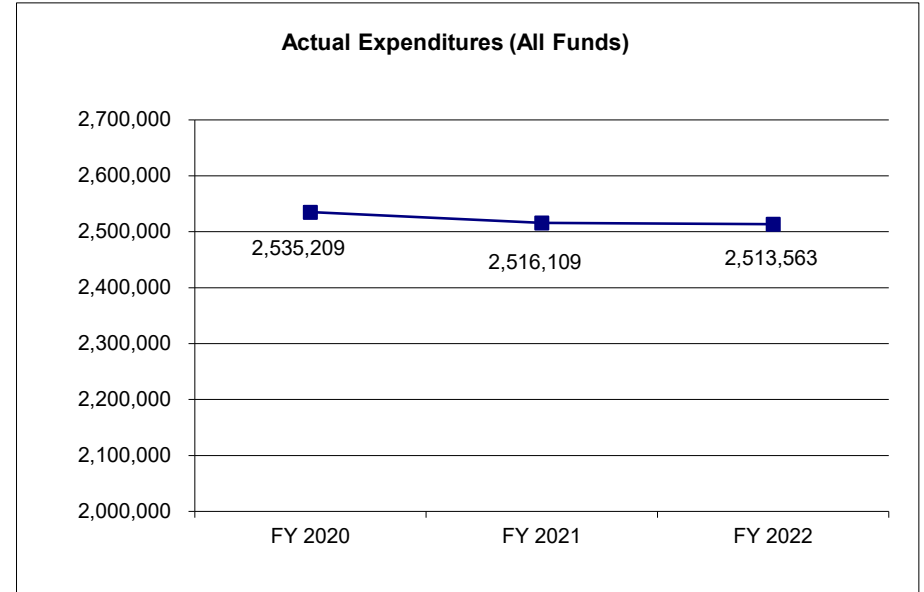
N/A

CORE DECISION ITEM

Department:	Judiciary	Budget Unit:	34460C & 34461C
Division:	Court of Appeals and State Court Administrator		
Core:	HB13 Real Estate	HB Section:	13.005 & 13.010

4. FINANCIAL HISTORY

	FY 2020 Actual	FY 2021 Actual	FY 2022 Actual	FY 2023 Current Yr.
Appropriation (All Funds)	2,927,205	2,884,840	2,928,296	2,466,834
Less Reverted (All Funds)	(83,310)	(81,875)	(82,970)	(68,938)
Less Restricted (All Funds)*	0	0	0	0
Budget Authority (All Funds)	2,843,895	2,802,965	2,845,326	2,397,896
Actual Expenditures (All Funds)	2,535,209	2,516,109	2,513,563	N/A
Unexpended (All Funds)	308,686	286,856	331,763	0
Unexpended, by Fund:				
General Revenue	296,967	271,670	319,333	N/A
Federal	2,333	2,879	1,818	N/A
Other	9,386	12,307	10,612	N/A



*Restricted amount is as of _____.

Reverted includes the statutory three-percent reserve amount (when applicable).

Restricted includes any Governor's Expenditure Restrictions which remained at the end of the fiscal year (when applicable).

NOTES:

Expenditures by HB Section:		FY 2020 Actual	FY 2021 Actual	FY 2022 Actual
13.005	Leasing	2,287,822	2,260,602	2,270,641
13.010	State-Owned	247,387	255,507	242,922
13.015	Institutional	0	0	0
	Total	2,535,209	2,516,109	2,513,563

CORE RECONCILIATION DETAIL

STATE
JUDICIARY LEASING

5. CORE RECONCILIATION DETAIL

				Budget Class	FTE	GR	Federal	Other	Total	Explanation
TAFP AFTER VETOES				EE	0.00	1,937,327	23,026	145,894	2,106,247	
Total					0.00	1,937,327	23,026	145,894	2,106,247	
DEPARTMENT CORE ADJUSTMENTS										
Core Reallocation	781	6083	EE	0.00	300,000		0	0	300,000	Reallocation to align budget with planned expenditures and reduce the need for future flex within HB 13.
NET DEPARTMENT CHANGES					0.00	300,000	0	0	300,000	
DEPARTMENT CORE REQUEST				EE	0.00	2,237,327	23,026	145,894	2,406,247	
Total					0.00	2,237,327	23,026	145,894	2,406,247	
GOVERNOR'S RECOMMENDED CORE				EE	0.00	2,237,327	23,026	145,894	2,406,247	
Total					0.00	2,237,327	23,026	145,894	2,406,247	

CORE RECONCILIATION DETAIL

STATE
JUDICIARY STATE OWNED

5. CORE RECONCILIATION DETAIL

				Budget Class	FTE	GR	Federal	Other	Total	Explanation
TAFP AFTER VETOES										
				EE	0.00	360,587	0	0	360,587	
				Total	0.00	360,587	0	0	360,587	
DEPARTMENT CORE ADJUSTMENTS										
Core Reallocation	798	7789		EE	0.00	(68,500)	0	0	(68,500)	Reallocation to align budget with planned expenditures and reduce the need for future flex within HB 13.
NET DEPARTMENT CHANGES					0.00	(68,500)	0	0	(68,500)	
DEPARTMENT CORE REQUEST										
				EE	0.00	292,087	0	0	292,087	
				Total	0.00	292,087	0	0	292,087	
GOVERNOR'S RECOMMENDED CORE										
				EE	0.00	292,087	0	0	292,087	
				Total	0.00	292,087	0	0	292,087	

CORE DECISION ITEM

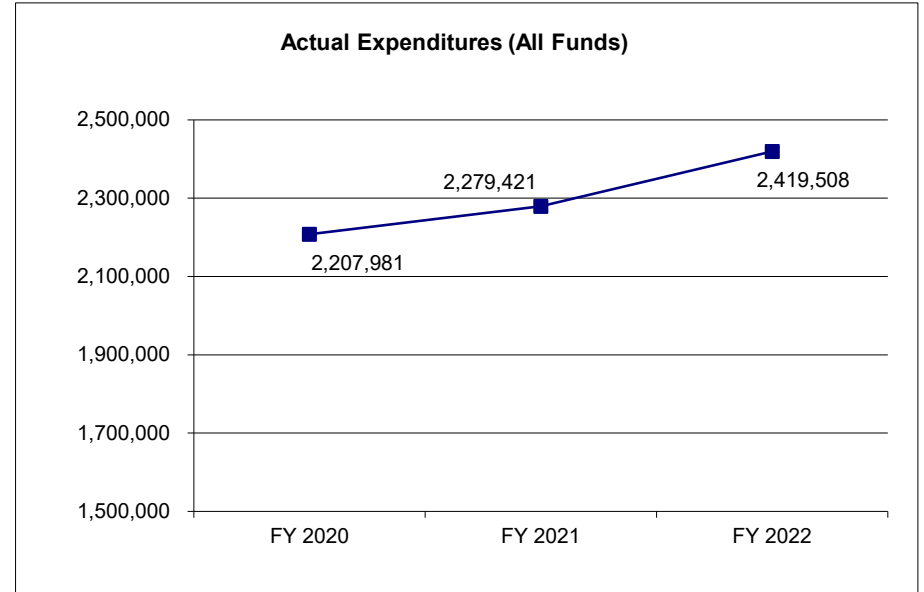
Department: Labor and Industrial Relations					Budget Unit: 34191C & 34192C				
Division:									
Core: HB13 Real Estate					HB Section: 13.005 & 13.010				
1. CORE FINANCIAL SUMMARY									
FY 2024 Budget Request					FY 2024 Governor's Recommendation				
	GR	Federal	Other	Total		GR	Federal	Other	Total
PS	0	0	0	0	PS	0	0	0	0
EE	124,852	1,403,203	1,290,719	2,818,774	EE	124,852	1,693,203	947,871	2,765,926
PSD	0	0	0	0	PSD	0	0	0	0
TRF	0	0	0	0	TRF	0	0	0	0
Total	124,852	1,403,203	1,290,719	2,818,774	Total	124,852	1,693,203	947,871	2,765,926
FTE	0.00	0.00	0.00	0.00	FTE	0.00	0.00	0.00	0.00
Est. Fringe	0	0	0	0	Est. Fringe	0	0	0	0
<i>Note: Fringes budgeted in House Bill 5 except for certain fringes budgeted directly to MoDOT, Highway Patrol, and Conservation.</i>					<i>Note: Fringes budgeted in House Bill 5 except for certain fringes budgeted directly to MoDOT, Highway Patrol, and Conservation.</i>				
Other Funds: See Fund Summary.					Other Funds: See Fund Summary.				
2. CORE DESCRIPTION									
The Division of Facilities Management, Design & Construction (FMDC) is responsible for the oversight and management of approximately fourteen (14) lease contracts, totaling an estimated twenty-seven thousand (27,000) sq. ft. and approximately two hundred fifty-eight thousand (258,000) sq. ft. of state-owned space on behalf of the Department of Labor and Industrial Relations.									
FY 2024 Budget Request					FY 2024 Governor's Recommendation				
	GR	Federal	Other	Total		GR	Federal	Other	Total
Leasing	\$6,614	\$99,631	\$408,565	\$514,810	Leasing	\$6,614	\$99,631	\$408,565	\$514,810
State-Owned	\$118,238	\$1,303,572	\$882,154	\$2,303,964	State-Owned	\$118,238	\$1,593,572	\$539,306	\$2,251,116
Total	\$124,852	\$1,403,203	\$1,290,719	\$2,818,774	Total	\$124,852	\$1,693,203	\$947,871	\$2,765,926
3. PROGRAM LISTING (list programs included in this core funding)									
N/A									

CORE DECISION ITEM

Department:	Labor and Industrial Relations	Budget Unit:	34191C & 34192C
Division:			
Core:	HB13 Real Estate	HB Section:	13.005 & 13.010

4. FINANCIAL HISTORY

	FY 2020 Actual	FY 2021 Actual	FY 2022 Actual	FY 2023 Current Yr.
Appropriation (All Funds)	2,296,270	2,530,105	2,600,216	2,818,774
Less Reverted (All Funds)	(1,872)	(2,105)	(2,088)	(3,745)
Less Restricted (All Funds)*	0	0	0	0
Budget Authority (All Funds)	2,294,398	2,528,000	2,598,128	2,815,029
Actual Expenditures (All Funds)	2,207,981	2,279,421	2,419,508	N/A
Unexpended (All Funds)	86,417	248,579	178,620	0
Unexpended, by Fund:				
General Revenue	190	5,619	1,196	N/A
Federal	40,367	140,660	(146,300)	N/A
Other	45,860	102,300	323,724	N/A



*Restricted amount is as of _____.

Reverted includes the statutory three-percent reserve amount (when applicable).

Restricted includes any Governor's Expenditure Restrictions which remained at the end of the fiscal year (when applicable).

NOTES:

Expenditures by HB Section:		FY 2020 Actual	FY 2021 Actual	FY 2022 Actual
13.005	Leasing	407,936	418,885	446,734
13.010	State-Owned	1,800,045	1,860,536	1,972,774
13.015	Institutional	0	0	0
Total		2,207,981	2,279,421	2,419,508

CORE RECONCILIATION DETAIL

**STATE
DOLIR LEASING**

5. CORE RECONCILIATION DETAIL

	Budget Class	FTE	GR	Federal	Other	Total	Explanation
TAFP AFTER VETOES							
	EE	0.00	6,614	99,631	408,565	514,810	
	Total	0.00	6,614	99,631	408,565	514,810	
DEPARTMENT CORE REQUEST							
	EE	0.00	6,614	99,631	408,565	514,810	
	Total	0.00	6,614	99,631	408,565	514,810	
GOVERNOR'S RECOMMENDED CORE							
	EE	0.00	6,614	99,631	408,565	514,810	
	Total	0.00	6,614	99,631	408,565	514,810	

CORE RECONCILIATION DETAIL

STATE
DOLIR STATE OWNED

5. CORE RECONCILIATION DETAIL

				Budget Class	FTE	GR	Federal	Other	Total	Explanation
TAFP AFTER VETOES										
			EE		0.00	118,238	1,303,572	882,154	2,303,964	
			Total		0.00	118,238	1,303,572	882,154	2,303,964	
DEPARTMENT CORE ADJUSTMENTS										
Core Reallocation	790	7723	EE		0.00	0	390,000	0	390,000	Reallocation to align budget with planned expenditures and reduce the need for future flex within HB 13.
Core Reallocation	790	7724	EE		0.00	0	0	(342,848)	(342,848)	Reallocation to align budget with planned expenditures and reduce the need for future flex within HB 13.
Core Reallocation	790	7715	EE		0.00	0	(100,000)	0	(100,000)	Reallocation to align budget with planned expenditures and reduce the need for future flex within HB 13.
NET DEPARTMENT CHANGES					0.00	0	290,000	(342,848)	(52,848)	
DEPARTMENT CORE REQUEST										
			EE		0.00	118,238	1,593,572	539,306	2,251,116	
			Total		0.00	118,238	1,593,572	539,306	2,251,116	
GOVERNOR'S RECOMMENDED CORE										
			EE		0.00	118,238	1,593,572	539,306	2,251,116	
			Total		0.00	118,238	1,593,572	539,306	2,251,116	

CORE DECISION ITEM

Department: Missouri Legislature Division: Core: HB13 Real Estate	Budget Unit: 34440C & 34441C HB Section: 13.005 & 13.010
--	---

1. CORE FINANCIAL SUMMARY

	FY 2024 Budget Request					FY 2024 Governor's Recommendation			
	GR	Federal	Other	Total		GR	Federal	Other	Total
PS	0	0	0	0	PS	0	0	0	0
EE	2,162,783	0	0	2,162,783	EE	2,174,783	0	0	2,174,783
PSD	0	0	0	0	PSD	0	0	0	0
TRF	0	0	0	0	TRF	0	0	0	0
Total	2,162,783	0	0	2,162,783	Total	2,174,783	0	0	2,174,783
FTE	0.00	0.00	0.00	0.00	FTE	0.00	0.00	0.00	0.00

Est. Fringe	0	0	0	0		0	0	0	
--------------------	---	---	---	---	--	---	---	---	--

Note: Fringes budgeted in House Bill 5 except for certain fringes budgeted directly to MoDOT, Highway Patrol, and Conservation.

Other Funds: N/A

2. CORE DESCRIPTION

The Division of Facilities Management, Design & Construction (FMDC) is responsible for the oversight and management of two (2) storage leases, totaling approximately two thousand four hundred (2,400) sq. ft. and approximately two hundred eighty-five thousand (285,000) sq. ft. of state-owned space on behalf of the Missouri Legislature.

	FY 2024 Budget Request					FY 2024 Governor's Recommendation			
	GR	Federal	Other	Total		GR	Federal	Other	Total
Leasing	\$10,327	\$0	\$0	\$10,327	Leasing	\$10,327	\$0	\$0	\$10,327
State-Owned	\$2,152,456	\$0	\$0	\$2,152,456	State-Owned	\$2,164,456	\$0	\$0	\$2,164,456
Total	\$2,162,783	\$0	\$0	\$2,162,783	Total	\$2,174,783	\$0	\$0	\$2,174,783

3. PROGRAM LISTING (list programs included in this core funding)

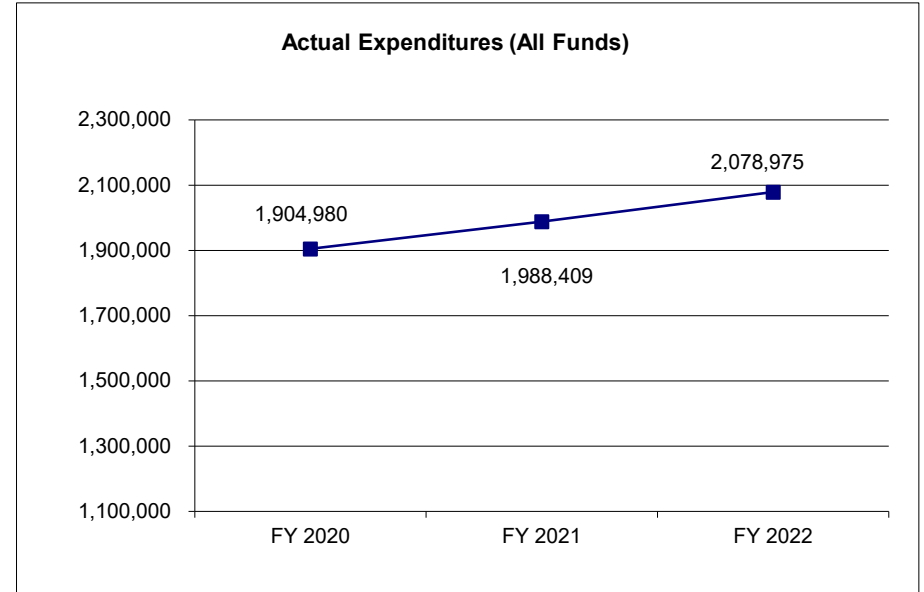
N/A

CORE DECISION ITEM

Department:	Missouri Legislature	Budget Unit:	34440C & 34441C
Division:			
Core:	HB13 Real Estate	HB Section:	13.005 & 13.010

4. FINANCIAL HISTORY

	FY 2020 Actual	FY 2021 Actual	FY 2022 Actual	FY 2023 Current Yr.
Appropriation (All Funds)	1,964,604	1,897,747	1,924,139	2,162,783
Less Reverted (All Funds)	(58,938)	(56,933)	(56,134)	(64,884)
Less Restricted (All Funds)*	0	0	0	0
Budget Authority (All Funds)	1,905,666	1,840,814	1,868,005	2,097,899
Actual Expenditures (All Funds)	1,904,980	1,988,409	2,078,975	N/A
Unexpended (All Funds)	686	(147,595)	(210,970)	0
Unexpended, by Fund:				
General Revenue	686	(147,595)	(210,970)	N/A
Federal	0	0	0	N/A
Other	0	0	0	N/A



*Restricted amount is as of _____.

Reverted includes the statutory three-percent reserve amount (when applicable).

Restricted includes any Governor's Expenditure Restrictions which remained at the end of the fiscal year (when applicable).

NOTES:

Expenditures by HB Section:		FY 2020 Actual	FY 2021 Actual	FY 2022 Actual
13.005	Leasing	7,354	7,362	9,317
13.010	State-Owned	1,897,626	1,981,047	2,069,658
13.015	Institutional	0	0	0
Total		1,904,980	1,988,409	2,078,975

CORE RECONCILIATION DETAIL

**STATE
LEGISLATURE LEASING**

5. CORE RECONCILIATION DETAIL

	Budget Class	FTE	GR	Federal	Other	Total	Explanation
TAFP AFTER VETOES							
	EE	0.00	10,327	0	0	10,327	
	Total	0.00	10,327	0	0	10,327	
DEPARTMENT CORE REQUEST							
	EE	0.00	10,327	0	0	10,327	
	Total	0.00	10,327	0	0	10,327	
GOVERNOR'S RECOMMENDED CORE							
	EE	0.00	10,327	0	0	10,327	
	Total	0.00	10,327	0	0	10,327	

CORE RECONCILIATION DETAIL

STATE
LEGISLATURE STATE OWNED

5. CORE RECONCILIATION DETAIL

				Budget Class	FTE	GR	Federal	Other	Total	Explanation
TAFP AFTER VETOES										
				EE	0.00	2,152,456	0	0	2,152,456	
				Total	0.00	2,152,456	0	0	2,152,456	
DEPARTMENT CORE ADJUSTMENTS										
Core Reallocation	799	7771	EE	0.00	12,000	0	0	0	12,000	Reallocation to align budget with planned expenditures and reduce the need for future flex within HB 13.
NET DEPARTMENT CHANGES					0.00	12,000	0	0	12,000	
DEPARTMENT CORE REQUEST										
				EE	0.00	2,164,456	0	0	2,164,456	
				Total	0.00	2,164,456	0	0	2,164,456	
GOVERNOR'S RECOMMENDED CORE										
				EE	0.00	2,164,456	0	0	2,164,456	
				Total	0.00	2,164,456	0	0	2,164,456	

CORE DECISION ITEM

Department:	Revenue	Budget Unit:	33902C
Division:	Missouri Lottery		
Core:	HB13 Real Estate	HB Section:	13.005

1. CORE FINANCIAL SUMMARY

FY 2024 Budget Request					FY 2024 Governor's Recommendation				
	GR	Federal	Other	Total		GR	Federal	Other	Total
PS	0	0	0	0	PS	0	0	0	0
EE	0	0	469,310	469,310	EE	0	0	469,310	469,310
PSD	0	0	0	0	PSD	0	0	0	0
TRF	0	0	0	0	TRF	0	0	0	0
Total	0	0	469,310	469,310	Total	0	0	469,310	469,310
FTE	0.00	0.00	0.00	0.00	FTE	0.00	0.00	0.00	0.00

Est. Fringe	0	0	0	0
--------------------	---	---	---	---

Note: Fringes budgeted in House Bill 5 except for certain fringes budgeted directly to MoDOT, Highway Patrol, and Conservation.

Other Funds: See Fund Summary.

Est. Fringe	0	0	0	0
--------------------	---	---	---	---

Note: Fringes budgeted in House Bill 5 except for certain fringes budgeted directly to MoDOT, Highway Patrol, and Conservation.

Other Funds: See Fund Summary.

2. CORE DESCRIPTION

The Division of Facilities Management, Design & Construction (FMDC) is responsible for the oversight and management of approximately three (3) lease contracts, totaling over twenty-six thousand (26,000) sq. ft. of space on behalf of the Department of Revenue, Division of Lottery.

FY 2024 Budget Request					FY 2024 Governor's Recommendation				
	GR	Federal	Other	Total		GR	Federal	Other	Total
Leasing	\$0	\$0	\$469,310	\$469,310	Leasing	\$0	\$0	\$469,310	\$469,310
Total	\$0	\$0	\$469,310	\$469,310	Total	\$0	\$0	\$469,310	\$469,310

3. PROGRAM LISTING (list programs included in this core funding)

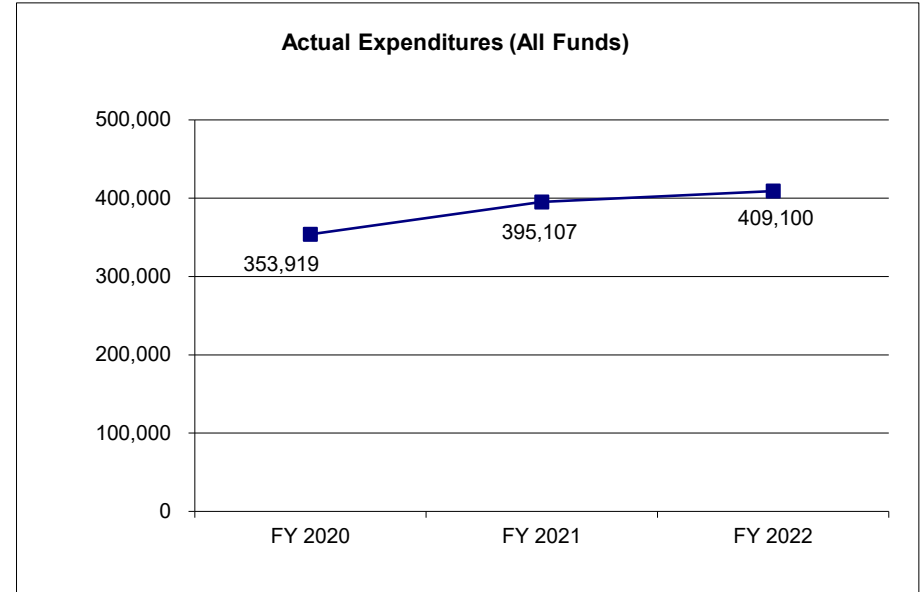
N/A

CORE DECISION ITEM

Department:	Revenue	Budget Unit:	33902C
Division:	Missouri Lottery		
Core:	HB13 Real Estate	HB Section:	13.005

4. FINANCIAL HISTORY

	FY 2020 Actual	FY 2021 Actual	FY 2022 Actual	FY 2023 Current Yr.
Appropriation (All Funds)	390,689	399,787	432,511	469,310
Less Reverted (All Funds)	0	0	0	0
Less Restricted (All Funds)*	0	0	0	0
Budget Authority (All Funds)	390,689	399,787	432,511	469,310
Actual Expenditures (All Funds)	353,919	395,107	409,100	N/A
Unexpended (All Funds)	36,770	4,680	23,411	0
Unexpended, by Fund:				
General Revenue	0	0	0	N/A
Federal	0	0	0	N/A
Other	36,770	4,680	23,411	N/A



*Restricted amount is as of _____.

Reverted includes the statutory three-percent reserve amount (when applicable).

Restricted includes any Governor's Expenditure Restrictions which remained at the end of the fiscal year (when applicable).

NOTES:

Expenditures by HB Section:		FY 2020 Actual	FY 2021 Actual	FY 2022 Actual
13.005	Leasing	353,919	395,107	409,100
13.010	State-Owned	0	0	0
13.015	Institutional	0	0	0
	Total	353,919	395,107	409,100

CORE RECONCILIATION DETAIL

STATE
LOTTERY LEASING

5. CORE RECONCILIATION DETAIL

	Budget Class	FTE	GR	Federal	Other	Total	Explanation
TAFP AFTER VETOES							
	EE	0.00	0	0	469,310	469,310	
	Total	0.00	0	0	469,310	469,310	
DEPARTMENT CORE REQUEST							
	EE	0.00	0	0	469,310	469,310	
	Total	0.00	0	0	469,310	469,310	
GOVERNOR'S RECOMMENDED CORE							
	EE	0.00	0	0	469,310	469,310	
	Total	0.00	0	0	469,310	469,310	

CORE DECISION ITEM

Department:	Office of the Lt. Governor	Budget Unit:	39499C & 34396C
Division:			
Core:	HB13 Real Estate	HB Section:	13.005 & 13.010

1. CORE FINANCIAL SUMMARY

	FY 2024 Budget Request			
	GR	Federal	Other	Total
PS	0	0	0	0
EE	109,349	0	64,063	173,412
PSD	0	0	0	0
TRF	0	0	0	0
Total	109,349	0	64,063	173,412
FTE	0.00	0.00	0.00	0.00

Est. Fringe	0	0	0	0
--------------------	---	---	---	---

Note: Fringes budgeted in House Bill 5 except for certain fringes budgeted directly to MoDOT, Highway Patrol, and Conservation.

Other Funds: See Fund Summary

	FY 2024 Governor's Recommendation			
	GR	Federal	Other	Total
PS	0	0	0	0
EE	46,847	0	64,063	110,910
PSD	0	0	0	0
TRF	0	0	0	0
Total	46,847	0	64,063	110,910
FTE	0.00	0.00	0.00	0.00

Est. Fringe	0	0	0	0
--------------------	---	---	---	---

Note: Fringes budgeted in House Bill 5 except for certain fringes budgeted directly to MoDOT, Highway Patrol, and Conservation.

Other Funds: See Fund Summary

2. CORE DESCRIPTION

The Division of Facilities Management, Design & Construction (FMDC) is responsible for the oversight and management of approximately two (2) lease contracts, totaling an estimated four thousand nine hundred (4,900) sq. ft., and approximately five thousand three hundred (5,300) sq. ft. of state-owned space on behalf of the Lt. Governor's Office.

	FY 2024 Budget Request			
	GR	Federal	Other	Total
Leasing	\$46,847	\$0	\$64,063	\$110,910
State-Owned	\$62,502	\$0	\$0	\$62,502
Total	\$109,349	\$0	\$64,063	\$173,412

	FY 2024 Governor's Recommendation			
	GR	Federal	Other	Total
Leasing	\$46,847	\$0	\$64,063	\$110,910
State-Owned		\$0	\$0	\$0
Total	\$46,847	\$0	\$64,063	\$110,910

3. PROGRAM LISTING (list programs included in this core funding)

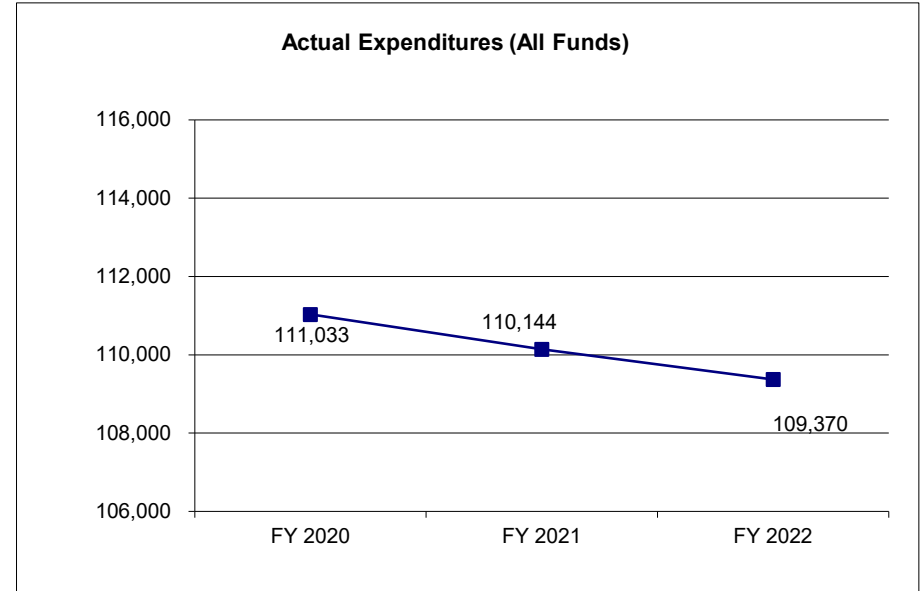
N/A

CORE DECISION ITEM

Department:	Office of the Lt. Governor	Budget Unit:	39499C & 34396C
Division:			
Core:	HB13 Real Estate	HB Section:	13.005 & 13.010

4. FINANCIAL HISTORY

	FY 2020 Actual	FY 2021 Actual	FY 2022 Actual	FY 2023 Current Yr.
Appropriation (All Funds)	136,436	140,612	141,798	145,809
Less Reverted (All Funds)	(1,331)	(1,388)	(1,406)	(1,405)
Less Restricted (All Funds)*	0	0	0	0
Budget Authority (All Funds)	135,105	139,224	140,392	144,404
Actual Expenditures (All Funds)	111,033	110,144	109,370	N/A
Unexpended (All Funds)	24,072	29,080	31,022	0
Unexpended, by Fund:				
General Revenue	11,272	12,137	12,750	N/A
Federal	0	0	0	N/A
Other	12,800	16,943	18,272	N/A
	(1)			



*Restricted amount is as of _____.

Reverted includes the statutory three-percent reserve amount (when applicable).

Restricted includes any Governor's Expenditure Restrictions which remained at the end of the fiscal year (when applicable).

NOTES: (1) - Increase due to Executive Order 19-01, 19-02 and 19-03.

Expenditures by HB Section:		FY 2020 Actual	FY 2021 Actual	FY 2022 Actual
13.005	Leasing	74,395	73,043	70,611
13.010	State-Owned	36,638	37,101	38,759
13.015	Institutional	0	0	0
	Total	111,033	110,144	109,370

CORE RECONCILIATION DETAIL

STATE
LT GOVERNOR LEASING

5. CORE RECONCILIATION DETAIL

	Budget Class	FTE	GR	Federal	Other	Total	Explanation
<hr/>							
TAFP AFTER VETOES	EE	0.00	46,847	0	64,063	110,910	
	Total	0.00	46,847	0	64,063	110,910	
<hr/>							
DEPARTMENT CORE REQUEST	EE	0.00	46,847	0	64,063	110,910	
	Total	0.00	46,847	0	64,063	110,910	
<hr/>							
GOVERNOR'S RECOMMENDED CORE	EE	0.00	46,847	0	64,063	110,910	
	Total	0.00	46,847	0	64,063	110,910	
<hr/>							

CORE RECONCILIATION DETAIL

STATE
LT GOVERNORS ST OWNED

5. CORE RECONCILIATION DETAIL

	Budget Class	FTE	GR	Federal	Other	Total	Explanation
TAFP AFTER VETOES							
	EE	0.00	62,502	0	0	62,502	
	Total	0.00	62,502	0	0	62,502	
DEPARTMENT CORE REQUEST							
	EE	0.00	62,502	0	0	62,502	
	Total	0.00	62,502	0	0	62,502	
GOVERNOR'S RECOMMENDED CORE							
	EE	0.00	62,502	0	0	62,502	
	Total	0.00	62,502	0	0	62,502	

CORE DECISION ITEM

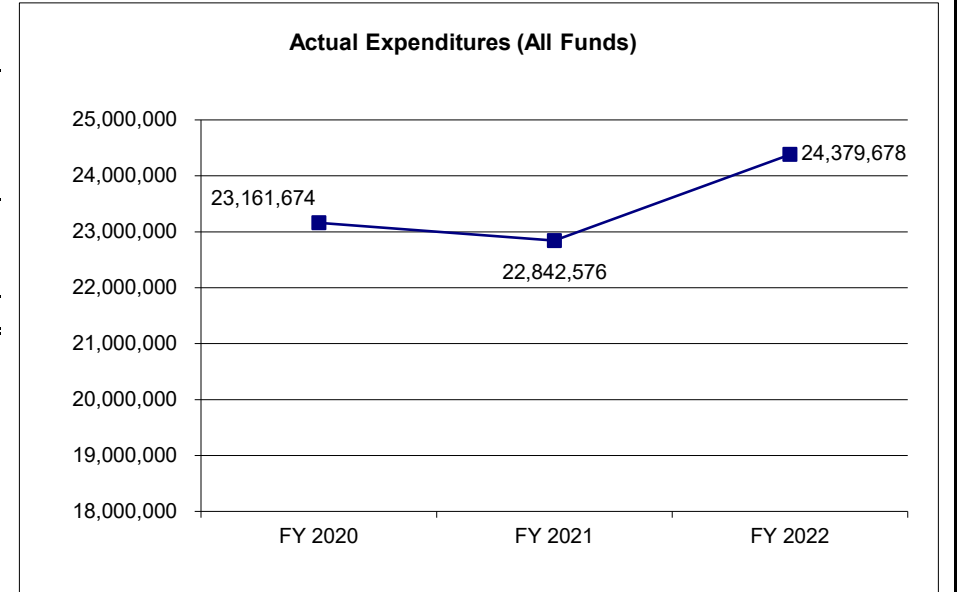
Department: Mental Health					Budget Unit: 34273C, 34275C & 34276C				
Division:									
Core: HB13 Real Estate					HB Section: 13.005, 13.010 & 13.015				
1. CORE FINANCIAL SUMMARY									
FY 2024 Budget Request					FY 2024 Governor's Recommendation				
	GR	Federal	Other	Total		GR	Federal	Other	Total
PS	0	0	0	0	PS	0	0	0	0
EE	26,355,279	255,772	6,742	26,617,793	EE	26,305,279	245,772	7,742	26,558,793
PSD	0	0	0	0	PSD	0	0	0	0
TRF	0	0	0	0	TRF	0	0	0	0
Total	26,355,279	255,772	6,742	26,617,793	Total	26,305,279	245,772	7,742	26,558,793
FTE	0.00	0.00	0.00	0.00	FTE	0.00	0.00	0.00	0.00
Est. Fringe	0	0	0	0	Est. Fringe	0	0	0	0
<i>Note: Fringes budgeted in House Bill 5 except for certain fringes budgeted directly to MoDOT, Highway Patrol, and Conservation.</i>					<i>Note: Fringes budgeted in House Bill 5 except for certain fringes budgeted directly to MoDOT, Highway Patrol, and Conservation.</i>				
Other Funds: See Fund Summary.					Other Funds: See Fund Summary.				
2. CORE DESCRIPTION									
The Division of Facilities Management, Design & Construction (FMDC) is responsible for the oversight and management of approximately fourteen (14) lease contracts, totaling over seventy-eight thousand (78,000) sq. ft., one hundred twenty-eight thousand (128,000) sq. ft. of state-owned space and approximately three million four hundred thousand (3.4M) sq. ft. of institutional space on behalf of the Department of Mental Health.									
FY 2024 Budget Request					FY 2024 Governor's Recommendation				
	GR	Federal	Other	Total		GR	Federal	Other	Total
Leasing	\$1,963,602	\$0	\$0	\$1,963,602	Leasing	\$1,913,602	\$0	\$0	\$1,913,602
State-Owned	\$936,013	\$255,772	\$6,742	\$1,198,527	State-Owned	\$936,013	\$245,772	\$7,742	\$1,189,527
Institutional	\$23,455,664	\$0	\$0	\$23,455,664	Institutional	\$23,455,664	\$0	\$0	\$23,455,664
Total	\$26,355,279	\$255,772	\$6,742	\$26,617,793	Total	\$26,305,279	\$245,772	\$7,742	\$26,558,793
3. PROGRAM LISTING (list programs included in this core funding)									
N/A									

CORE DECISION ITEM

Department:	Mental Health	Budget Unit:	34273C, 34275C & 34276C
Division:			
Core:	HB13 Real Estate	HB Section:	13.005, 13.010 & 13.015

4. FINANCIAL HISTORY

	FY 2020 Actual	FY 2021 Actual	FY 2022 Actual	FY 2023 Current Yr.
Appropriation (All Funds)	24,287,638	24,348,411	25,101,452	26,617,793
Less Reverted (All Funds)	(714,898)	(724,363)	(726,934)	(790,658)
Less Restricted (All Funds)*	0	0	0	0
Budget Authority (All Funds)	23,572,740	23,624,048	24,374,518	25,827,135
Actual Expenditures (All Funds)	23,161,674	22,842,576	24,379,678	N/A
Unexpended (All Funds)	411,066	781,472	(5,160)	0
Unexpended, by Fund:				
General Revenue	409,688	777,365	(876)	N/A
Federal	0	4,527	(3,088)	N/A
Other	1,378	(420)	(1,196)	N/A



*Restricted amount is as of _____.

Reverted includes the statutory three-percent reserve amount (when applicable).

Restricted includes any Governor's Expenditure Restrictions which remained at the end of the fiscal year (when applicable).

NOTES:

Expenditures by HB Section:		FY 2020 Actual	FY 2021 Actual	FY 2022 Actual
13.005	Leasing	1,806,274	1,777,120	1,795,139
13.010	State-Owned	1,030,671	1,065,457	1,103,276
13.015	Institutional	20,324,729	19,999,999	21,481,263
	Total	23,161,674	22,842,576	24,379,678

CORE RECONCILIATION DETAIL

**STATE
MENTAL HEALTH LEASING**

5. CORE RECONCILIATION DETAIL

		Budget Class	FTE	GR	Federal	Other	Total	Explanation
TAFP AFTER VETOES								
		EE	0.00	1,963,602	0	0	1,963,602	
		Total	0.00	1,963,602	0	0	1,963,602	
DEPARTMENT CORE ADJUSTMENTS								
Core Reallocation	782 0655	EE	0.00	(50,000)	0	0	(50,000)	Reallocation to align budget with planned expenditures and reduce the need for future flex within HB 13.
NET DEPARTMENT CHANGES			0.00	(50,000)	0	0	(50,000)	
DEPARTMENT CORE REQUEST								
		EE	0.00	1,913,602	0	0	1,913,602	
		Total	0.00	1,913,602	0	0	1,913,602	
GOVERNOR'S RECOMMENDED CORE								
		EE	0.00	1,913,602	0	0	1,913,602	
		Total	0.00	1,913,602	0	0	1,913,602	

CORE RECONCILIATION DETAIL

STATE
MENTAL HEALTH STATE OWNED

5. CORE RECONCILIATION DETAIL

				Budget Class	FTE	GR	Federal	Other	Total	Explanation
TAFP AFTER VETOES										
				EE	0.00	936,013	255,772	6,742	1,198,527	
				Total	0.00	936,013	255,772	6,742	1,198,527	
DEPARTMENT CORE ADJUSTMENTS										
Core Reallocation	791	7754	EE	0.00	0	0	1,000	1,000	Reallocation to align budget with planned expenditures and reduce the need for future flex within HB 13.	
Core Reallocation	791	7752	EE	0.00	0	(10,000)	0	(10,000)	Reallocation to align budget with planned expenditures and reduce the need for future flex within HB 13.	
NET DEPARTMENT CHANGES				0.00	0	(10,000)	1,000	(9,000)		
DEPARTMENT CORE REQUEST										
				EE	0.00	936,013	245,772	7,742	1,189,527	
				Total	0.00	936,013	245,772	7,742	1,189,527	
GOVERNOR'S RECOMMENDED CORE										
				EE	0.00	936,013	245,772	7,742	1,189,527	
				Total	0.00	936,013	245,772	7,742	1,189,527	

CORE RECONCILIATION DETAIL

STATE
MENTAL HEALTH INSTITUTIONAL

5. CORE RECONCILIATION DETAIL

	Budget Class	FTE	GR	Federal	Other	Total	Explanation
<hr/>							
TAFP AFTER VETOES	EE	0.00	23,455,664	0	0	23,455,664	
	Total	0.00	23,455,664	0	0	23,455,664	
<hr/>							
DEPARTMENT CORE REQUEST	EE	0.00	23,455,664	0	0	23,455,664	
	Total	0.00	23,455,664	0	0	23,455,664	
<hr/>							
GOVERNOR'S RECOMMENDED CORE	EE	0.00	23,455,664	0	0	23,455,664	
	Total	0.00	23,455,664	0	0	23,455,664	
<hr/>							

CORE DECISION ITEM

Department: OA - RATF Division: Core: HB13 Real Estate	Budget Unit: 33995C HB Section: 13.020
---	---

1. CORE FINANCIAL SUMMARY

	FY 2024 Budget Request					FY 2024 Governor's Recommendation			
	GR	Federal	Other	Total		GR	Federal	Other	Total
PS	0	0	0	0	PS	0	0	0	0
EE	0	0	1,528,026	1,528,026	EE	0	0	1,528,026	1,528,026
PSD	0	0	0	0	PSD	0	0	0	0
TRF	0	0	0	0	TRF	0	0	0	0
Total	0	0	1,528,026	1,528,026	Total	0	0	1,528,026	1,528,026
FTE	0.00	0.00	0.00	0.00	FTE	0.00	0.00	0.00	0.00

Est. Fringe	0	0	0	0		0	0	0	0
--------------------	---	---	---	---	--	---	---	---	---

Note: Fringes budgeted in House Bill 5 except for certain fringes budgeted directly to MoDOT, Highway Patrol, and Conservation.

Other Funds: See Fund Summary.	Other Funds: See Fund Summary.
-----------------------------------	--------------------------------

2. CORE DESCRIPTION

The Division of Facilities Management, Design & Construction (FMDC) is responsible for the payment and billings for non-state agencies leasing space within state owned and leased facilities to include utility and janitorial payments. In order to make timely payments for these services, FMDC processes payments through the OA RATF and then bills the appropriate non-state tenant agencies for their share of the costs.

3. PROGRAM LISTING (list programs included in this core funding)

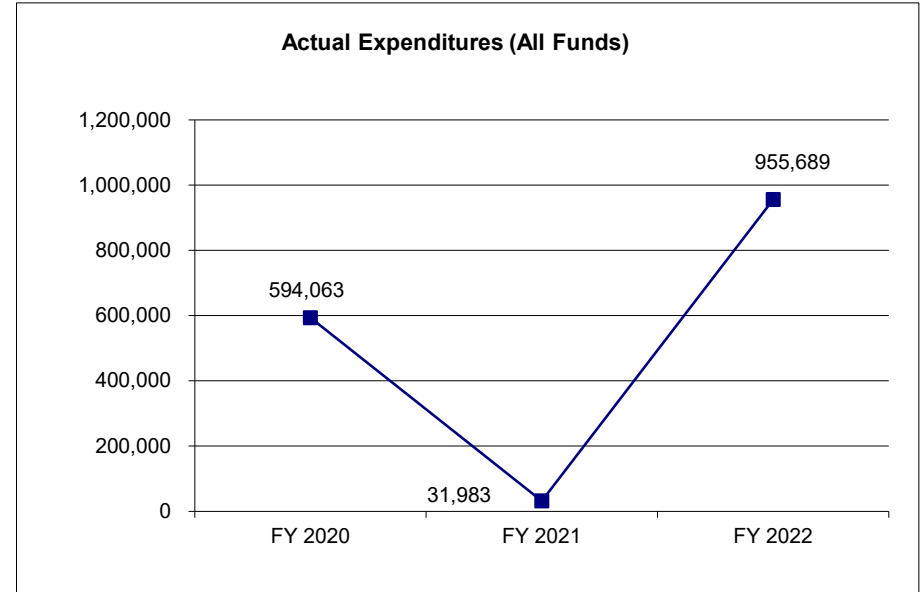
N/A

CORE DECISION ITEM

Department:	OA - RATF	Budget Unit:	33995C
Division:			
Core:	HB13 Real Estate	HB Section:	13.020

4. FINANCIAL HISTORY

	FY 2020 Actual	FY 2021 Actual	FY 2022 Actual	FY 2023 Current Yr.
Appropriation (All Funds)	1,500,000	1,500,000	1,500,000	1,528,026
Less Reverted (All Funds)	0	0	0	0
Less Restricted (All Funds)*	0	0	0	0
Budget Authority (All Funds)	1,500,000	1,500,000	1,500,000	1,528,026
Actual Expenditures (All Funds)	594,063	31,983	955,689	N/A
Unexpended (All Funds)	905,937	1,468,017	544,311	0
Unexpended, by Fund:				
General Revenue	0	0	0	N/A
Federal	0	0	0	N/A
Other	905,937	1,468,017	544,311	N/A



*Restricted amount is as of _____.

Reverted includes the statutory three-percent reserve amount (when applicable).

Restricted includes any Governor's Expenditure Restrictions which remained at the end of the fiscal year (when applicable).

NOTES:

None.

CORE RECONCILIATION DETAIL

**STATE
MULTI-TENANT**

5. CORE RECONCILIATION DETAIL

	Budget Class	FTE	GR	Federal	Other	Total	Explanation
TAFP AFTER VETOES							
	EE	0.00	0	0	1,528,026	1,528,026	
	Total	0.00	0	0	1,528,026	1,528,026	
DEPARTMENT CORE REQUEST							
	EE	0.00	0	0	1,528,026	1,528,026	
	Total	0.00	0	0	1,528,026	1,528,026	
GOVERNOR'S RECOMMENDED CORE							
	EE	0.00	0	0	1,528,026	1,528,026	
	Total	0.00	0	0	1,528,026	1,528,026	

CORE DECISION ITEM

Department: Public Safety Division: Adjutant General/Missouri National Guard Core: HB13 Real Estate	Budget Unit: 34229C HB Section: 13.005
--	---

1. CORE FINANCIAL SUMMARY

	FY 2024 Budget Request					FY 2024 Governor's Recommendation			
	GR	Federal	Other	Total		GR	Federal	Other	Total
PS	0	0	0	0	PS	0	0	0	0
EE	33,164	1,801,983	0	1,835,147	EE	53,188	1,463,688	0	1,516,876
PSD	0	0	0	0	PSD	0	0	0	0
TRF	0	0	0	0	TRF	0	0	0	0
Total	33,164	1,801,983	0	1,835,147	Total	53,188	1,463,688	0	1,516,876
FTE	0.00	0.00	0.00	0.00	FTE	0.00	0.00	0.00	0.00

Est. Fringe	0	0	0	0		0	0	0	0
--------------------	---	---	---	---	--	---	---	---	---

Note: Fringes budgeted in House Bill 5 except for certain fringes budgeted directly to MoDOT, Highway Patrol, and Conservation.

Other Funds: N/A	Other Funds: N/A
------------------	------------------

2. CORE DESCRIPTION

The Division of Facilities Management, Design & Construction (FMDC) is responsible for the oversight and management of fourteen (14) lease contracts, totaling over seventy thousand (70,000) sq. ft. on behalf of the Missouri Adjutant General.

	FY 2024 Budget Request					FY 2024 Governor's Recommendation			
	GR	Federal	Other	Total		GR	Federal	Other	Total
Leasing	\$33,164	\$1,801,983	\$0	\$1,835,147	Leasing	\$53,188	\$1,463,688	\$0	\$1,516,876
Total	\$33,164	\$1,801,983	\$0	\$1,835,147	Total	\$53,188	\$1,463,688	\$0	\$1,516,876

3. PROGRAM LISTING (list programs included in this core funding)

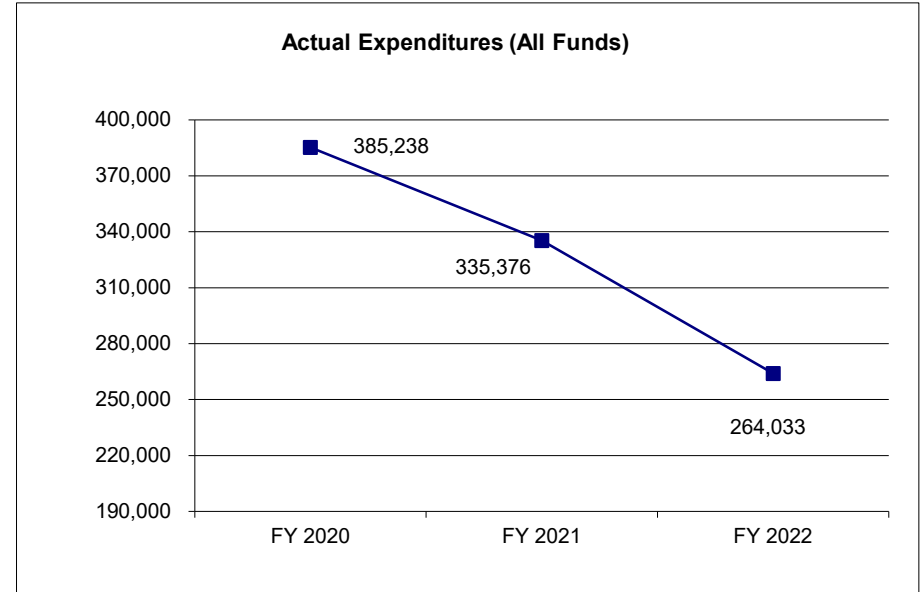
N/A

CORE DECISION ITEM

Department:	Public Safety	Budget Unit:	34229C
Division:	Adjutant General/Missouri National Guard		
Core:	HB13 Real Estate	HB Section:	13.005

4. FINANCIAL HISTORY

	FY 2020 Actual	FY 2021 Actual	FY 2022 Actual	FY 2023 Current Yr.
Appropriation (All Funds)	1,727,997	1,764,354	1,696,903	1,835,147
Less Reverted (All Funds)	(1,030)	(1,015)	(865)	(995)
Less Restricted (All Funds)*	0	0	0	0
Budget Authority (All Funds)	1,726,967	1,763,339	1,696,038	1,834,152
Actual Expenditures (All Funds)	385,238	335,376	264,033	N/A
Unexpended (All Funds)	1,341,729	1,427,963	1,432,005	0
Unexpended, by Fund:				
General Revenue	2,695	1,893	(4,661)	N/A
Federal	1,339,034	1,426,070	1,436,666	N/A
Other	0	0	0	N/A



*Restricted amount is as of _____

Reverted includes the statutory three-percent reserve amount (when applicable).

Restricted includes any Governor's Expenditure Restrictions which remained at the end of the fiscal year (when applicable).

NOTES:

Expenditures by HB Section:		FY 2020 Actual	FY 2021 Actual	FY 2022 Actual
13.005	Leasing	385,238	335,376	264,033
13.010	State-Owned	0	0	0
13.015	Institutional	0	0	0
	Total	385,238	335,376	264,033

CORE RECONCILIATION DETAIL

**STATE
NATIONAL GUARD LEASING**

5. CORE RECONCILIATION DETAIL

		Budget Class	FTE	GR	Federal	Other	Total	Explanation
TAFP AFTER VETOES								
		EE	0.00	33,164	1,801,983	0	1,835,147	
		Total	0.00	33,164	1,801,983	0	1,835,147	
DEPARTMENT CORE REQUEST								
		EE	0.00	33,164	1,801,983	0	1,835,147	
		Total	0.00	33,164	1,801,983	0	1,835,147	
GOVERNOR'S ADDITIONAL CORE ADJUSTMENTS								
Core Reallocation	2009 6060	EE	0.00	0	(28,568)	0	(28,568)	
Core Reallocation	2009 8031	EE	0.00	(33,164)	0	0	(33,164)	
Core Reallocation	2009 3195	EE	0.00	0	(1,773,415)	0	(1,773,415)	
NET GOVERNOR CHANGES			0.00	(33,164)	(1,801,983)	0	(1,835,147)	
GOVERNOR'S RECOMMENDED CORE								
		EE	0.00	0	0	0	0	
		Total	0.00	0	0	0	0	

CORE RECONCILIATION DETAIL

STATE
NATIONAL GUARD LEASING

5. CORE RECONCILIATION DETAIL

		Budget Class	FTE	GR	Federal	Other	Total	Explanation
GOVERNOR'S ADDITIONAL CORE ADJUSTMENTS								
Core Reallocation	2010 3114	EE	0.00	0	1,435,120	0	1,435,120	Core reallocated DPS funding designated for MONG to MONG's own section in HB 13.
Core Reallocation	2010 3122	EE	0.00	0	28,568	0	28,568	Core reallocated DPS funding designated for MONG to MONG's own section in HB 13.
Core Reallocation	2010 3112	EE	0.00	53,188	0	0	53,188	Core reallocated DPS funding designated for MONG to MONG's own section in HB 13.
NET GOVERNOR CHANGES			0.00	53,188	1,463,688	0	1,516,876	
GOVERNOR'S RECOMMENDED CORE								
		EE	0.00	53,188	1,463,688	0	1,516,876	
		Total	0.00	53,188	1,463,688	0	1,516,876	

CORE DECISION ITEM

Department:	Natural Resources	Budget Unit:	34088C & 34089C
Division:			
Core:	HB13 Real Estate	HB Section:	13.005 & 13.010

1. CORE FINANCIAL SUMMARY

	FY 2024 Governor Recommends			
	GR	Federal	Other	Total
PS	0	0	0	0
EE	1,026,294	644,738	1,883,042	3,554,074
PSD	0	0	0	0
TRF	0	0	0	0
Total	1,026,294	644,738	1,883,042	3,554,074
FTE	0.00	0.00	0.00	0.00

Est. Fringe	0	0	0	0
--------------------	---	---	---	---

Note: Fringes budgeted in House Bill 5 except for certain fringes budgeted directly to MoDOT, Highway Patrol, and Conservation.

Other Funds: See Fund Summary.

	FY 2024 Governor's Recommendation			
	GR	Federal	Other	Total
PS	0	0	0	0
EE	1,061,294	669,738	1,933,542	3,664,574
PSD	0	0	0	0
TRF	0	0	0	0
Total	1,061,294	669,738	1,933,542	3,664,574
FTE	0.00	0.00	0.00	0.00

Est. Fringe	0	0	0	0
--------------------	---	---	---	---

Note: Fringes budgeted in House Bill 5 except for certain fringes budgeted directly to MoDOT, Highway Patrol, and Conservation.

Other Funds: See Fund Summary.

2. CORE DESCRIPTION

The Division of Facilities Management, Design & Construction (FMDC) is responsible for the oversight and management of approximately twenty three (23) lease contracts, totaling approximately one hundred thirty-nine thousand (139,000) sq. ft. and approximately one hundred and fifty-eight thousand (158,000) sq. ft. of state-owned space on behalf of the Department of Natural Resources.

	FY 2024 Governor Recommends			
	GR	Federal	Other	Total
Leasing	\$454,024	\$358,228	\$1,276,702	\$2,088,954
State-Owned	\$572,270	\$286,510	\$606,340	\$1,465,120
Total	\$1,026,294	\$644,738	\$1,883,042	\$3,554,074

	FY 2024 Governor's Recommendation			
	GR	Federal	Other	Total
Leasing	\$454,024	\$358,228	\$1,306,702	\$2,118,954
State-Owned	\$607,270	\$311,510	\$626,840	\$1,545,620
Total	\$1,061,294	\$669,738	\$1,933,542	\$3,664,574

3. PROGRAM LISTING (list programs included in this core funding)

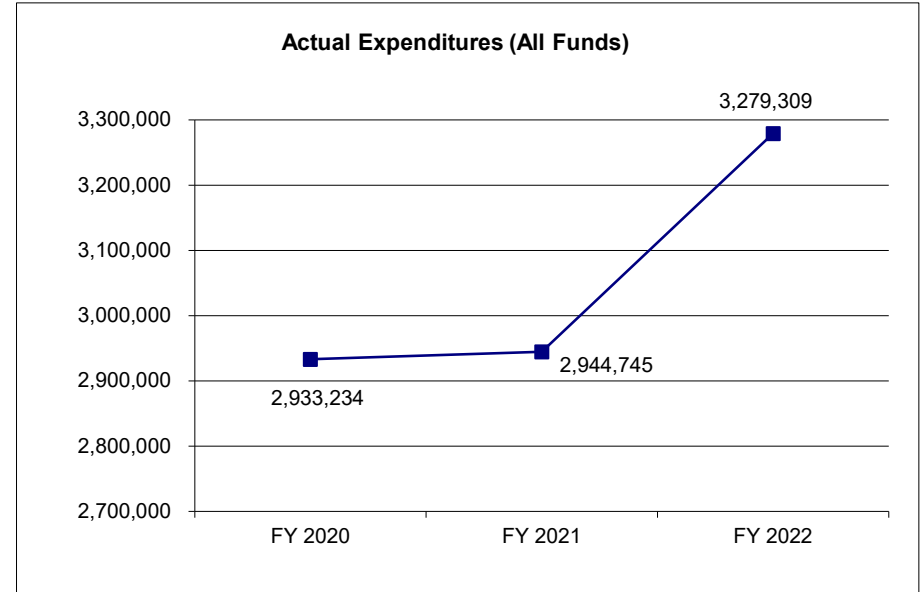
N/A

CORE DECISION ITEM

Department:	Natural Resources	Budget Unit:	34088C & 34089C
Division:			
Core:	HB13 Real Estate	HB Section:	13.005 & 13.010

4. FINANCIAL HISTORY

	FY 2020 Actual	FY 2021 Actual	FY 2022 Actual	FY 2023 Current Yr.
Appropriation (All Funds)	3,067,225	3,118,141	3,142,158	3,554,074
Less Reverted (All Funds)	(21,752)	(23,254)	(23,349)	(30,789)
Less Restricted (All Funds)*	0	0	0	0
Budget Authority (All Funds)	3,045,473	3,094,887	3,118,809	3,523,285
Actual Expenditures (All Funds)	2,933,234	2,944,745	3,279,309	N/A
Unexpended (All Funds)	112,239	150,142	(160,500)	0
Unexpended, by Fund:				
General Revenue	9,626	39,060	(169,031)	N/A
Federal	36,065	23,324	(8,296)	N/A
Other	66,548	87,758	16,827	N/A



*Restricted amount is as of _____.

Reverted includes the statutory three-percent reserve amount (when applicable).

Restricted includes any Governor's Expenditure Restrictions which remained at the end of the fiscal year (when applicable).

NOTES:

Expenditures by HB Section:		FY 2020 Actual	FY 2021 Actual	FY 2022 Actual
13.005	Leasing	1,825,980	1,825,087	1,878,807
13.010	State-Owned	1,107,254	1,119,658	1,400,502
13.015	Institutional	0	0	0
	Total	2,933,234	2,944,745	3,279,309

CORE RECONCILIATION DETAIL

**STATE
NATURAL RESOURCES LEASING**

5. CORE RECONCILIATION DETAIL

				Budget Class	FTE	GR	Federal	Other	Total	Explanation
TAFP AFTER VETOES										
				EE	0.00	454,024	358,228	1,276,702	2,088,954	
				Total	0.00	454,024	358,228	1,276,702	2,088,954	
DEPARTMENT CORE ADJUSTMENTS										
Core Reallocation	783	4312	EE	0.00	0	0	6,000	6,000	Reallocation to align budget with planned expenditures and reduce the need for future flex within HB 13.	
Core Reallocation	783	4313	EE	0.00	0	0	5,500	5,500	Reallocation to align budget with planned expenditures and reduce the need for future flex within HB 13.	
Core Reallocation	783	4314	EE	0.00	0	0	2,000	2,000	Reallocation to align budget with planned expenditures and reduce the need for future flex within HB 13.	
Core Reallocation	783	4316	EE	0.00	0	0	2,500	2,500	Reallocation to align budget with planned expenditures and reduce the need for future flex within HB 13.	
Core Reallocation	783	4322	EE	0.00	0	0	6,000	6,000	Reallocation to align budget with planned expenditures and reduce the need for future flex within HB 13.	
Core Reallocation	783	5730	EE	0.00	0	0	2,500	2,500	Reallocation to align budget with planned expenditures and reduce the need for future flex within HB 13.	
Core Reallocation	783	6802	EE	0.00	0	0	3,000	3,000	Reallocation to align budget with planned expenditures and reduce the need for future flex within HB 13.	

CORE RECONCILIATION DETAIL

STATE
NATURAL RESOURCES LEASING

5. CORE RECONCILIATION DETAIL

				Budget Class	FTE	GR	Federal	Other	Total	Explanation
DEPARTMENT CORE ADJUSTMENTS										
Core Reallocation	783	2929	EE		0.00	0	0	2,500	2,500	Reallocation to align budget with planned expenditures and reduce the need for future flex within HB 13.
NET DEPARTMENT CHANGES					0.00	0	0	30,000	30,000	
DEPARTMENT CORE REQUEST										
				EE	0.00	454,024	358,228	1,306,702	2,118,954	
				Total	0.00	454,024	358,228	1,306,702	2,118,954	
GOVERNOR'S RECOMMENDED CORE										
				EE	0.00	454,024	358,228	1,306,702	2,118,954	
				Total	0.00	454,024	358,228	1,306,702	2,118,954	

CORE RECONCILIATION DETAIL

STATE
DNR STATE OWNED

5. CORE RECONCILIATION DETAIL

			Budget Class	FTE	GR	Federal	Other	Total	Explanation
TAFP AFTER VETOES									
			EE	0.00	572,270	286,510	606,340	1,465,120	
			Total	0.00	572,270	286,510	606,340	1,465,120	
DEPARTMENT CORE ADJUSTMENTS									
Core Reallocation	789	2987	EE	0.00	0	0	5,000	5,000	Reallocation to align budget with planned expenditures and reduce the need for future flex within HB 13.
Core Reallocation	789	2988	EE	0.00	0	0	1,000	1,000	Reallocation to align budget with planned expenditures and reduce the need for future flex within HB 13.
Core Reallocation	789	3020	EE	0.00	0	0	13,000	13,000	Reallocation to align budget with planned expenditures and reduce the need for future flex within HB 13.
Core Reallocation	789	3024	EE	0.00	0	0	500	500	Reallocation to align budget with planned expenditures and reduce the need for future flex within HB 13.
Core Reallocation	789	5624	EE	0.00	0	0	500	500	Reallocation to align budget with planned expenditures and reduce the need for future flex within HB 13.
Core Reallocation	789	7688	EE	0.00	35,000	0	0	35,000	Reallocation to align budget with planned expenditures and reduce the need for future flex within HB 13.
Core Reallocation	789	7689	EE	0.00	0	25,000	0	25,000	Reallocation to align budget with planned expenditures and reduce the need for future flex within HB 13.

CORE RECONCILIATION DETAIL

STATE
DNR STATE OWNED

5. CORE RECONCILIATION DETAIL

			Budget Class	FTE	GR	Federal	Other	Total	Explanation
DEPARTMENT CORE ADJUSTMENTS									
Core Reallocation	789	2983	EE	0.00	0	0	500	500	Reallocation to align budget with planned expenditures and reduce the need for future flex within HB 13.
NET DEPARTMENT CHANGES				0.00	35,000	25,000	20,500	80,500	
DEPARTMENT CORE REQUEST									
			EE	0.00	607,270	311,510	626,840	1,545,620	
			Total	0.00	607,270	311,510	626,840	1,545,620	
GOVERNOR'S RECOMMENDED CORE									
			EE	0.00	607,270	311,510	626,840	1,545,620	
			Total	0.00	607,270	311,510	626,840	1,545,620	

CORE DECISION ITEM

Department:	Office of Administration	Budget Unit:	33925C & 33926C
Division:			
Core:	HB13 Real Estate	HB Section:	13.005 & 13.010

1. CORE FINANCIAL SUMMARY

FY 2024 Budget Request					FY 2024 Governor's Recommendation				
	GR	Federal	Other	Total		GR	Federal	Other	Total
PS	0	0	0	0	PS	0	0	0	0
EE	4,746,299	0	1,062,254	5,808,553	EE	4,746,299	0	1,064,254	5,810,553
PSD	0	0	0	0	PSD	0	0	0	0
TRF	0	0	0	0	TRF	0	0	0	0
Total	4,746,299	0	1,062,254	5,808,553	Total	4,746,299	0	1,064,254	5,810,553
FTE	0.00	0.00	0.00	0.00	FTE	0.00	0.00	0.00	0.00

Est. Fringe	0	0	0	0
--------------------	---	---	---	---

Note: Fringes budgeted in House Bill 5 except for certain fringes budgeted directly to MoDOT, Highway Patrol, and Conservation.

Other Funds: See Fund Summary.

Est. Fringe	0	0	0	0
--------------------	---	---	---	---

Note: Fringes budgeted in House Bill 5 except for certain fringes budgeted directly to MoDOT, Highway Patrol, and Conservation.

Other Funds: See Fund Summary.

2. CORE DESCRIPTION

The Division of Facilities Management, Design & Construction (FMDC) is responsible for the oversight and management of approximately twenty-four (24) lease contracts, totaling nearly one hundred twenty-three thousand (123,000) sq. ft. and four hundred ninety-seven thousand (497,000) sq. ft. of state-owned space on behalf of the Office of Administration.

FY 2024 Budget Request					FY 2024 Governor's Recommendation				
	GR	Federal	Other	Total		GR	Federal	Other	Total
Leasing	\$531,900	\$0	\$464,639	\$996,539	Leasing	\$531,900	\$0	\$464,639	\$996,539
State-Owned	\$4,214,399	\$0	\$597,615	\$4,812,014	State-Owned	\$4,214,399	\$0	\$599,615	\$4,814,014
Total	\$4,746,299	\$0	\$1,062,254	\$5,808,553	Total	\$4,746,299	\$0	\$1,064,254	\$5,810,553

3. PROGRAM LISTING (list programs included in this core funding)

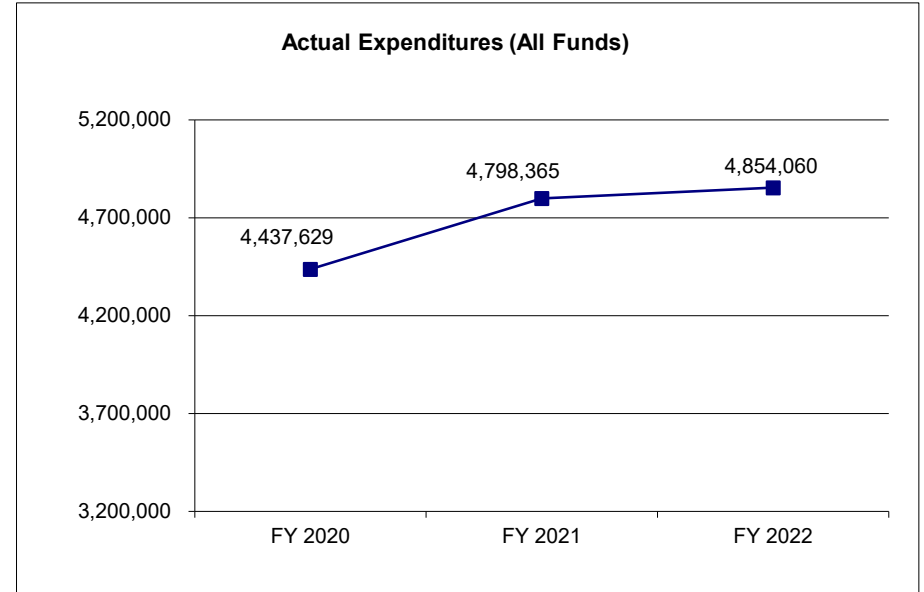
N/A

CORE DECISION ITEM

Department:	Office of Administration	Budget Unit:	33925C & 33926C
Division:			
Core:	HB13 Real Estate	HB Section:	13.005 & 13.010

4. FINANCIAL HISTORY

	FY 2020 Actual	FY 2021 Actual	FY 2022 Actual	FY 2023 Current Yr.
Appropriation (All Funds)	4,514,741	5,069,277	4,966,884	5,808,553
Less Reverted (All Funds)	(107,187)	(125,303)	(118,163)	(142,389)
Less Restricted (All Funds)*	0	0	0	
Budget Authority (All Funds)	4,407,554	4,943,974	4,848,721	5,666,164
Actual Expenditures (All Funds)	4,437,629	4,798,365	4,854,060	N/A
Unexpended (All Funds)	(30,075)	145,609	(5,339)	0
Unexpended, by Fund:				
General Revenue	(126,857)	211,237	(7,007)	N/A
Federal	0	0	0	N/A
Other	96,782	(65,628)	1,668	N/A



*Restricted amount is as of _____.

Reverted includes the statutory three-percent reserve amount (when applicable).

Restricted includes any Governor's Expenditure Restrictions which remained at the end of the fiscal year (when applicable).

NOTES:

Expenditures by HB Section:		FY 2020 Actual	FY 2021 Actual	FY 2022 Actual
13.005	Leasing	980,442	960,089	988,169
13.010	State-Owned	3,457,187	3,838,276	3,865,891
13.015	Institutional	0	0	0
Total		4,437,629	4,798,365	4,854,060

CORE RECONCILIATION DETAIL

STATE
OA LEASING

5. CORE RECONCILIATION DETAIL

	Budget Class	FTE	GR	Federal	Other	Total	Explanation
TAFP AFTER VETOES							
	EE	0.00	531,900	0	464,639	996,539	
	Total	0.00	531,900	0	464,639	996,539	
DEPARTMENT CORE REQUEST							
	EE	0.00	531,900	0	464,639	996,539	
	Total	0.00	531,900	0	464,639	996,539	
GOVERNOR'S RECOMMENDED CORE							
	EE	0.00	531,900	0	464,639	996,539	
	Total	0.00	531,900	0	464,639	996,539	

CORE RECONCILIATION DETAIL

STATE
OA STATE OWNED

5. CORE RECONCILIATION DETAIL

				Budget Class	FTE	GR	Federal	Other	Total	Explanation
TAFP AFTER VETOES				EE	0.00	4,214,399	0	597,615	4,812,014	
				Total	0.00	4,214,399	0	597,615	4,812,014	
DEPARTMENT CORE ADJUSTMENTS										
Core Reallocation	803	7675	EE	0.00		0	0	2,000	2,000	Reallocation to align budget with planned expenditures and reduce the need for future flex within HB 13.
NET DEPARTMENT CHANGES					0.00	0	0	2,000	2,000	
DEPARTMENT CORE REQUEST				EE	0.00	4,214,399	0	599,615	4,814,014	
				Total	0.00	4,214,399	0	599,615	4,814,014	
GOVERNOR'S RECOMMENDED CORE				EE	0.00	4,214,399	0	599,615	4,814,014	
				Total	0.00	4,214,399	0	599,615	4,814,014	

CORE DECISION ITEM

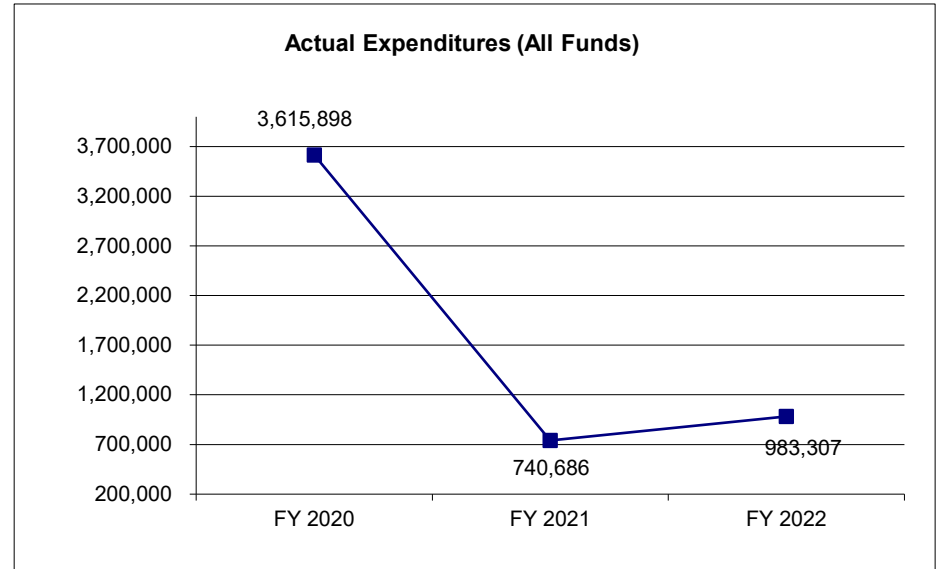
Department: Public Safety					Budget Unit: 34221C, 34222C & 34227C				
Division:									
Core: HB13 Real Estate					HB Section: 13.005, 13.010 & 13.015				
1. CORE FINANCIAL SUMMARY									
FY 2024 Budget Request					FY 2024 Governor's Recommendation				
	GR	Federal	Other	Total		GR	Federal	Other	Total
PS	0	0	0	0	PS	0	0	0	0
EE	307,178	203,608	676,861	1,187,647	EE	317,178	8,382	658,361	983,921
PSD	0	0	0	0	PSD	0	0	0	0
TRF	0	0	0	0	TRF	0	0	0	0
Total	307,178	203,608	676,861	1,187,647	Total	317,178	8,382	658,361	983,921
FTE	0.00	0.00	0.00	0.00	FTE	0.00	0.00	0.00	0.00
Est. Fringe	0	0	0	0	Est. Fringe	0	0	0	0
Note: Fringes budgeted in House Bill 5 except for certain fringes budgeted directly to MoDOT, Highway Patrol, and Conservation.					Note: Fringes budgeted in House Bill 5 except for certain fringes budgeted directly to MoDOT, Highway Patrol, and Conservation.				
Other Funds: See Fund Summary.					Other Funds: See Fund Summary.				
2. CORE DESCRIPTION									
The Division of Facilities Management, Design & Construction (FMDC) is responsible for the oversight and management of approximately twenty-eight (28) lease contracts, totaling approximately thirty thousand (30,000) sq. ft., approximately seventy-six thousand (76,000) sq. ft. of state-owned space on behalf of the Department of Public Safety's Office of the Director, Veteran's Commission, Liquor Control, Capitol Police, and Fire Marshall.									
FY 2024 Budget Request					FY 2024 Governor's Recommendation				
	GR	Federal	Other	Total		GR	Federal	Other	Total
Leasing	\$7,234	\$203,608	\$412,324	\$623,166	Leasing	\$7,234	\$8,382	\$391,324	\$406,940
State-Owned	\$299,944	\$0	\$264,537	\$564,481	State-Owned	\$309,944	\$0	\$267,037	\$576,981
Total	\$307,178	\$203,608	\$676,861	\$1,187,647	Total	\$317,178	\$8,382	\$658,361	\$983,921
3. PROGRAM LISTING (list programs included in this core funding)									
N/A									

CORE DECISION ITEM

Department:	Public Safety	Budget Unit:	34221C, 34222C & 34227C
Division:			
Core:	HB13 Real Estate	HB Section:	13.005, 13.010 & 13.015

4. FINANCIAL HISTORY

	FY 2020 Actual	FY 2021 Actual	FY 2022 Actual	FY 2023 Current Yr.
Appropriation (All Funds)	890,853	837,995	1,074,040	1,187,647
Less Reverted (All Funds)	(7,223)	(7,873)	(10,646)	(9,215)
Less Restricted (All Funds)*	0	0	0	0
Budget Authority (All Funds)	883,630	830,122	1,063,394	1,178,432
Actual Expenditures (All Funds)	3,615,898	740,686	983,307	N/A
Unexpended (All Funds)	(2,732,268)	89,436	80,087	0
Unexpended, by Fund:				
General Revenue	0	(6,278)	(34,783)	N/A
Federal	32,596	1,554	1,093	N/A
Other	132,584	94,160	113,777	N/A
	(1)			



*Restricted amount is as of _____.

Reverted includes the statutory three-percent reserve amount (when applicable).

Restricted includes any Governor's Expenditure Restrictions which remained at the end of the fiscal year (when applicable).

NOTES: (1) Spending authority to support institutional real property was transferred to the Department of Public Safety in the FY20 Department Request budget.

Expenditures by HB Section:		FY 2020 Actual	FY 2021 Actual	FY 2022 Actual
13.005	Leasing	284,650	266,797	449,639
13.010	State-Owned	433,800	473,889	533,668
13.015	Institutional	2,897,448	0	0
	Total	3,615,898	740,686	983,307

CORE RECONCILIATION DETAIL

STATE
PUBLIC SAFETY LEASING

5. CORE RECONCILIATION DETAIL

				Budget Class	FTE	GR	Federal	Other	Total	Explanation
TAFP AFTER VETOES										
				EE	0.00	7,234	203,608	412,324	623,166	
				Total	0.00	7,234	203,608	412,324	623,166	
DEPARTMENT CORE ADJUSTMENTS										
Core Reduction	776	9766	EE	0.00	0	(188,000)	0	(188,000)		Reallocation to align budget with planned expenditures and reduce the need for future flex within HB 13.
Core Reallocation	776	8315	EE	0.00	0	0	(21,000)	(21,000)		Reallocation to align budget with planned expenditures and reduce the need for future flex within HB 13.
Core Reallocation	776	7718	EE	0.00	0	(7,226)	0	(7,226)		Reallocation to align budget with planned expenditures and reduce the need for future flex within HB 13.
NET DEPARTMENT CHANGES					0.00	0	(195,226)	(21,000)	(216,226)	
DEPARTMENT CORE REQUEST										
				EE	0.00	7,234	8,382	391,324	406,940	
				Total	0.00	7,234	8,382	391,324	406,940	
GOVERNOR'S ADDITIONAL CORE ADJUSTMENTS										
Core Reduction	776	9766	EE	0.00	0	188,000	0	188,000		Reallocation to align budget with planned expenditures and reduce the need for future flex within HB 13.
Core Reallocation	776	8315	EE	0.00	0	0	(78,527)	(78,527)		Reallocation to align budget with planned expenditures and reduce the need for future flex within HB 13.
NET GOVERNOR CHANGES					0.00	0	188,000	(78,527)	109,473	

CORE RECONCILIATION DETAIL

STATE
PUBLIC SAFETY LEASING

5. CORE RECONCILIATION DETAIL

	Budget Class	FTE	GR	Federal	Other	Total	Explanation
GOVERNOR'S RECOMMENDED CORE							
	EE	0.00	7,234	196,382	312,797	516,413	
	Total	0.00	7,234	196,382	312,797	516,413	

CORE RECONCILIATION DETAIL

**STATE
PUBLIC SAFETY STATE OWNED**

5. CORE RECONCILIATION DETAIL

				Budget Class	FTE	GR	Federal	Other	Total	Explanation
TAFP AFTER VETOES										
				EE	0.00	299,944	0	264,537	564,481	
				Total	0.00	299,944	0	264,537	564,481	
DEPARTMENT CORE ADJUSTMENTS										
Core Reallocation	800	8316	EE	0.00	0	0	2,500	2,500	Reallocation to align budget with planned expenditures and reduce the need for future flex within HB 13.	
Core Reallocation	800	7728	EE	0.00	10,000	0	0	10,000	Reallocation to align budget with planned expenditures and reduce the need for future flex within HB 13.	
NET DEPARTMENT CHANGES					0.00	10,000	0	2,500	12,500	
DEPARTMENT CORE REQUEST										
				EE	0.00	309,944	0	267,037	576,981	
				Total	0.00	309,944	0	267,037	576,981	
GOVERNOR'S ADDITIONAL CORE ADJUSTMENTS										
Core Reallocation	800	8316	EE	0.00	0	0	9,009	9,009	Reallocation to align budget with planned expenditures and reduce the need for future flex within HB 13.	
NET GOVERNOR CHANGES					0.00	0	0	9,009	9,009	
GOVERNOR'S RECOMMENDED CORE										
				EE	0.00	309,944	0	276,046	585,990	
				Total	0.00	309,944	0	276,046	585,990	

CORE DECISION ITEM

Department:	Revenue & Tax Commission	Budget Unit:	33850C & 33851C
Division:			
Core:	HB13 Real Estate	HB Section:	13.005 & 13.010

1. CORE FINANCIAL SUMMARY

	FY 2024 Budget Request			
	GR	Federal	Other	Total
PS	0	0	0	0
EE	2,390,656	0	0	2,390,656
PSD	0	0	0	0
TRF	0	0	0	0
Total	2,390,656	0	0	2,390,656
FTE	0.00	0.00	0.00	0.00

Est. Fringe	0	0	0	0
--------------------	---	---	---	---

Note: Fringes budgeted in House Bill 5 except for certain fringes budgeted directly to MoDOT, Highway Patrol, and Conservation.

Other Funds: N/A

	FY 2024 Governor's Recommendation			
	GR	Federal	Other	Total
PS	0	0	0	0
EE	2,634,016	0	0	2,634,016
PSD	0	0	0	0
TRF	0	0	0	0
Total	2,634,016	0	0	2,634,016
FTE	0.00	0.00	0.00	0.00

Est. Fringe	0	0	0	0
--------------------	---	---	---	---

Note: Fringes budgeted in House Bill 5 except for certain fringes budgeted directly to MoDOT, Highway Patrol, and Conservation.

Other Funds: N/A

2. CORE DESCRIPTION

The Division of Facilities Management, Design & Construction (FMDC) is responsible for the oversight and management of approximately eleven (11) lease contracts, totaling over twenty thousand (20,000) sq. ft. and approximately two hundred eighty-four thousand (284,000) sq. ft. of state-owned space on behalf of the Department of Revenue & Tax Commission.

	FY 2024 Budget Request			
	GR	Federal	Other	Total
Leasing	\$495,930	\$0	\$0	\$495,930
State-Owned	\$1,894,726	\$0	\$0	\$1,894,726
Total	\$2,390,656	\$0	\$0	\$2,390,656

	FY 2024 Governor's Recommendation			
	GR	Federal	Other	Total
Leasing	\$495,930	\$0	\$0	\$495,930
State-Owned	\$2,138,086	\$0	\$0	\$2,138,086
Total	\$2,634,016	\$0	\$0	\$2,634,016

3. PROGRAM LISTING (list programs included in this core funding)

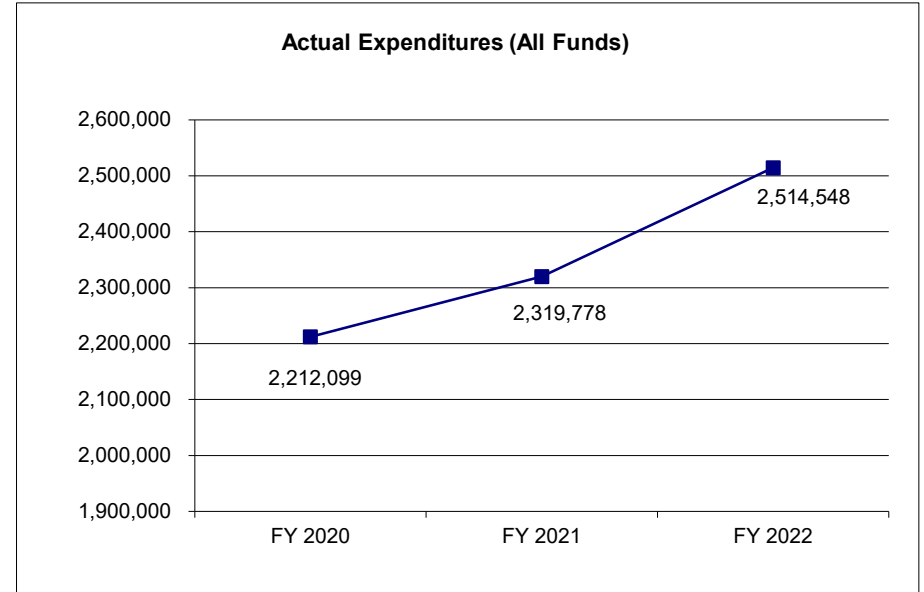
N/A

CORE DECISION ITEM

Department:	Revenue & Tax Commission	Budget Unit:	33850C & 33851C
Division:			
Core:	HB13 Real Estate	HB Section:	13.005 & 13.010

4. FINANCIAL HISTORY

	FY 2020 Actual	FY 2021 Actual	FY 2022 Actual	FY 2022 Current Yr.
Appropriation (All Funds)	2,339,507	2,348,066	2,406,276	2,634,016
Less Reverted (All Funds)	(70,185)	(70,442)	(70,556)	(79,021)
Less Restricted (All Funds)*	0	0	0	0
Budget Authority (All Funds)	2,269,322	2,277,624	2,335,720	2,554,995
Actual Expenditures (All Funds)	2,212,099	2,319,778	2,514,548	N/A
Unexpended (All Funds)	57,223	(42,154)	(178,828)	0
Unexpended, by Fund:				
General Revenue	57,223	(42,154)	(178,828)	N/A
Federal	0	0	0	N/A
Other	0	0	0	N/A



*Restricted amount is as of _____.

Reverted includes the statutory three-percent reserve amount (when applicable).

Restricted includes any Governor's Expenditure Restrictions which remained at the end of the fiscal year (when applicable).

NOTES:

Expenditures by HB Section:		FY 2020 Actual	FY 2021 Actual	FY 2022 Actual
13.005	Leasing	381,986	386,403	430,740
13.010	State-Owned	1,830,113	1,933,375	2,083,808
13.015	Institutional	0	0	0
Total		2,212,099	2,319,778	2,514,548

CORE RECONCILIATION DETAIL

STATE
REVENUE LEASING

5. CORE RECONCILIATION DETAIL

	Budget Class	FTE	GR	Federal	Other	Total	Explanation
<hr/>							
TAFP AFTER VETOES	EE	0.00	495,930	0	0	495,930	
	Total	0.00	495,930	0	0	495,930	
<hr/>							
DEPARTMENT CORE REQUEST	EE	0.00	495,930	0	0	495,930	
	Total	0.00	495,930	0	0	495,930	
<hr/>							
GOVERNOR'S RECOMMENDED CORE	EE	0.00	495,930	0	0	495,930	
	Total	0.00	495,930	0	0	495,930	
<hr/>							

CORE RECONCILIATION DETAIL

**STATE
REVENUE STATE OWNED**

5. CORE RECONCILIATION DETAIL

	Budget Class	FTE	GR	Federal	Other	Total	Explanation
TAFP AFTER VETOES							
	EE	0.00	2,138,086	0	0	2,138,086	
	Total	0.00	2,138,086	0	0	2,138,086	
DEPARTMENT CORE REQUEST							
	EE	0.00	2,138,086	0	0	2,138,086	
	Total	0.00	2,138,086	0	0	2,138,086	
GOVERNOR'S RECOMMENDED CORE							
	EE	0.00	2,138,086	0	0	2,138,086	
	Total	0.00	2,138,086	0	0	2,138,086	

CORE DECISION ITEM

Department:	Secretary of State	Budget Unit:	34445C & 34446C
Division:			
Core:	HB13 Real Estate	HB Section:	13.005 & 13.010

1. CORE FINANCIAL SUMMARY

	FY 2024 Budget Request			
	GR	Federal	Other	Total
PS	0	0	0	0
EE	1,900,455	0	50,233	1,950,688
PSD	0	0	0	0
TRF	0	0	0	0
Total	1,900,455	0	50,233	1,950,688
FTE	0.00	0.00	0.00	0.00

Est. Fringe	0	0	0	0
--------------------	---	---	---	---

Note: Fringes budgeted in House Bill 5 except for certain fringes budgeted directly to MoDOT, Highway Patrol, and Conservation.

Other Funds: See Fund Summary.

	FY 2024 Governor's Recommendation			
	GR	Federal	Other	Total
PS	0	0	0	0
EE	1,903,455	0	57,733	1,961,188
PSD	0	0	0	0
TRF	0	0	0	0
Total	1,903,455	0	57,733	1,961,188
FTE	0.00	0.00	0.00	0.00

Est. Fringe	0	0	0	0
--------------------	---	---	---	---

Note: Fringes budgeted in House Bill 5 except for certain fringes budgeted directly to MoDOT, Highway Patrol, and Conservation.

Other Funds: See Fund Summary.

2. CORE DESCRIPTION

The Division of Facilities Management, Design & Construction (FMDC) is responsible for the oversight and management of approximately six (6) parking/storage lease contracts, totaling approximately ninety-nine thousand (99,000) sq. ft. and approximately one hundred seventy-three thousand (173,000) sq. ft. of state-owned space on behalf of the Office of Secretary of State.

	FY 2024 Budget Request			
	GR	Federal	Other	Total
Leasing	\$659,254	\$0	\$2,282	\$661,536
State-Owned	\$1,241,201	\$0	\$47,951	\$1,289,152
Total	\$1,900,455	\$0	\$50,233	\$1,950,688

	FY 2024 Governor's Recommendation			
	GR	Federal	Other	Total
Leasing	\$659,254	\$0	\$4,782	\$664,036
State-Owned	\$1,244,201	\$0	\$52,951	\$1,297,152
Total	\$1,903,455	\$0	\$57,733	\$1,961,188

3. PROGRAM LISTING (list programs included in this core funding)

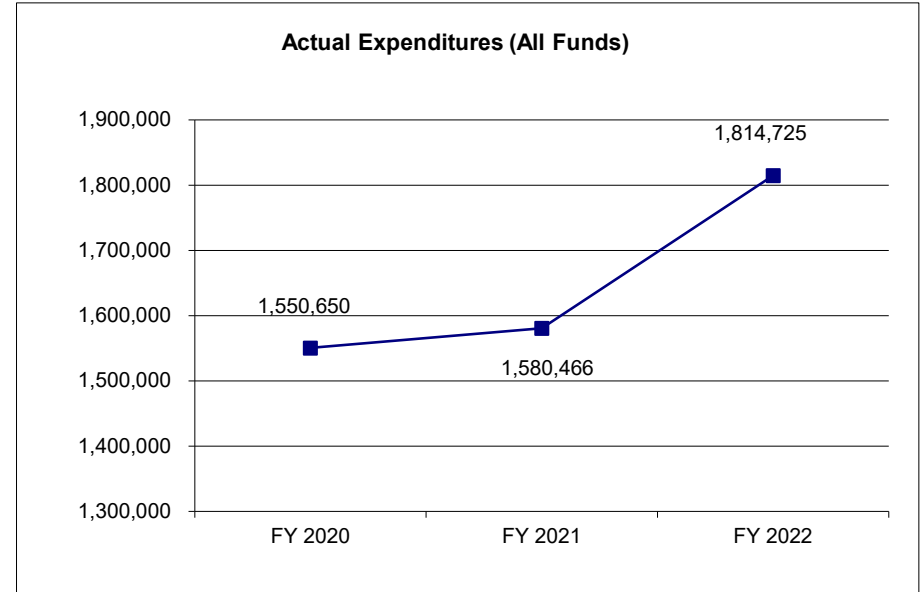
N/A

CORE DECISION ITEM

Department:	Secretary of State	Budget Unit:	34445C & 34446C
Division:			
Core:	HB13 Real Estate	HB Section:	13.005 & 13.010

4. FINANCIAL HISTORY

	FY 2020 Actual	FY 2021 Actual	FY 2022 Actual	FY 2023 Current Yr.
Appropriation (All Funds)	1,714,572	1,639,140	1,670,427	1,950,688
Less Reverted (All Funds)	(50,227)	(47,910)	(47,986)	(57,014)
Less Restricted (All Funds)*	0	0	0	0
Budget Authority (All Funds)	1,664,345	1,591,230	1,622,441	1,893,674
Actual Expenditures (All Funds)	1,550,650	1,580,466	1,814,725	N/A
Unexpended (All Funds)	113,695	10,764	(192,284)	0
Unexpended, by Fund:				
General Revenue	113,600	9,985	(190,785)	N/A
Federal	0	0	0	N/A
Other	95	779	(1,499)	N/A



*Restricted amount is as of _____.

Reverted includes the statutory three-percent reserve amount (when applicable).

Restricted includes any Governor's Expenditure Restrictions which remained at the end of the fiscal year (when applicable).

NOTES:

Expenditures by HB Section:		FY 2020 Actual	FY 2021 Actual	FY 2022 Actual
13.005	Leasing	598,070	586,287	598,304
13.010	State-Owned	952,580	994,179	1,216,421
13.015	Institutional	0	0	0
Total		1,550,650	1,580,466	1,814,725

CORE RECONCILIATION DETAIL

STATE
SECRETARY OF STATE LEASING

5. CORE RECONCILIATION DETAIL

		Budget Class	FTE	GR	Federal	Other	Total	Explanation
TAFP AFTER VETOES								
		EE	0.00	659,254	0	2,282	661,536	
		Total	0.00	659,254	0	2,282	661,536	
DEPARTMENT CORE ADJUSTMENTS								
Core Reallocation	786 6081	EE	0.00	0	0	2,500	2,500	Reallocation to align budget with planned expenditures and reduce the need for future flex within HB 13.
NET DEPARTMENT CHANGES			0.00	0	0	2,500	2,500	
DEPARTMENT CORE REQUEST								
		EE	0.00	659,254	0	4,782	664,036	
		Total	0.00	659,254	0	4,782	664,036	
GOVERNOR'S ADDITIONAL CORE ADJUSTMENTS								
Core Reallocation	786 6081	EE	0.00	0	0	48,018	48,018	Reallocation to align budget with planned expenditures and reduce the need for future flex within HB 13.
NET GOVERNOR CHANGES			0.00	0	0	48,018	48,018	
GOVERNOR'S RECOMMENDED CORE								
		EE	0.00	659,254	0	52,800	712,054	
		Total	0.00	659,254	0	52,800	712,054	

CORE RECONCILIATION DETAIL

STATE
SEC OF STATE STATE OWNED

5. CORE RECONCILIATION DETAIL

				Budget Class	FTE	GR	Federal	Other	Total	Explanation
TAFP AFTER VETOES										
				EE	0.00	1,241,201	0	47,951	1,289,152	
				Total	0.00	1,241,201	0	47,951	1,289,152	
DEPARTMENT CORE ADJUSTMENTS										
Core Reallocation	801	7774	EE	0.00	0	0	1,000	1,000		Reallocation to align budget with planned expenditures and reduce the need for future flex within HB 13.
Core Reallocation	801	7775	EE	0.00	0	0	1,000	1,000		Reallocation to align budget with planned expenditures and reduce the need for future flex within HB 13.
Core Reallocation	801	7776	EE	0.00	0	0	3,000	3,000		Reallocation to align budget with planned expenditures and reduce the need for future flex within HB 13.
Core Reallocation	801	7773	EE	0.00	3,000	0	0	3,000		Reallocation to align budget with planned expenditures and reduce the need for future flex within HB 13.
NET DEPARTMENT CHANGES				0.00	3,000	0	5,000	8,000		
DEPARTMENT CORE REQUEST										
				EE	0.00	1,244,201	0	52,951	1,297,152	
				Total	0.00	1,244,201	0	52,951	1,297,152	
GOVERNOR'S RECOMMENDED CORE										
				EE	0.00	1,244,201	0	52,951	1,297,152	
				Total	0.00	1,244,201	0	52,951	1,297,152	

CORE DECISION ITEM

Department: Social Services Division: Core: HB13 Real Estate	Budget Unit: 34393C, 34397C & 34398C HB Section: 13.005, 13.010 & 13.015
---	---

1. CORE FINANCIAL SUMMARY

	FY 2024 Budget Request			
	GR	Federal	Other	Total
PS	0	0	0	0
EE	19,879,278	7,568,539	24,124	27,471,941
PSD	0	0	0	0
TRF	0	0	0	0
Total	19,879,278	7,568,539	24,124	27,471,941
FTE	0.00	0.00	0.00	0.00

Est. Fringe	0	0	0	0
--------------------	---	---	---	---

Note: Fringes budgeted in House Bill 5 except for certain fringes budgeted directly to MoDOT, Highway Patrol, and Conservation.

Other Funds: See Fund Summary.

	FY 2024 Governor's Recommendation			
	GR	Federal	Other	Total
PS	0	0	0	0
EE	19,609,278	7,561,387	27,124	27,197,789
PSD	0	0	0	0
TRF	0	0	0	0
Total	19,609,278	7,561,387	27,124	27,197,789
FTE	0.00	0.00	0.00	0.00

Est. Fringe	0	0	0	0
--------------------	---	---	---	---

Note: Fringes budgeted in House Bill 5 except for certain fringes budgeted directly to MoDOT, Highway Patrol, and Conservation.

Other Funds: See Fund Summary.

2. CORE DESCRIPTION

The Division of Facilities Management, Design & Construction (FMDC) is responsible for the oversight and management of approximately one hundred fifty-seven (157) lease contracts, totaling approximately one million one hundred thousand (1.1M) sq. ft., approximately seven hundred forty-eight thousand (748,000) sq. ft. of state-owned space and approximately five hundred thirty-six thousand (536,000) sq. ft. of institutional space on behalf of the Department of Social Services.

	FY 2024 Budget Request			
	GR	Federal	Other	Total
Leasing	\$10,155,830	\$5,797,198	\$0	\$15,953,028
State-Owned	\$5,778,896	\$843,550	\$24,124	\$6,646,570
Institutional	\$3,944,552	\$927,791	\$0	\$4,872,343
Total	\$19,879,278	\$7,568,539	\$24,124	\$27,471,941

	FY 2024 Governor's Recommendation			
	GR	Federal	Other	Total
Leasing	\$9,875,830	\$5,697,198	\$0	\$15,573,028
State-Owned	\$5,958,894	\$976,274	\$27,124	\$6,962,292
Institutional	\$3,774,554	\$887,915	\$0	\$4,662,469
Total	\$19,609,278	\$7,561,387	\$27,124	\$27,197,789

3. PROGRAM LISTING (list programs included in this core funding)

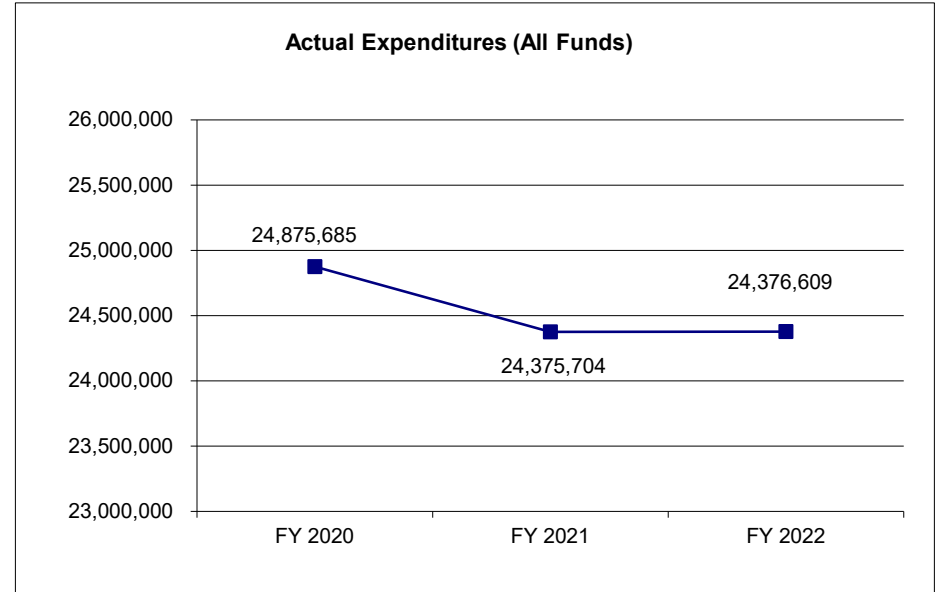
N/A

CORE DECISION ITEM

Department:	Social Services	Budget Unit:	34393C, 34397C & 34398C
Division:			
Core:	HB13 Real Estate	HB Section:	13.005, 13.010 & 13.015

4. FINANCIAL HISTORY

	FY 2020 Actual	FY 2021 Actual	FY 2022 Actual	FY 2023 Current Yr.
Appropriation (All Funds)	25,811,355	25,664,904	26,310,882	27,471,941
Less Reverted (All Funds)	(559,256)	(554,402)	(561,856)	(596,379)
Less Restricted (All Funds)*	0	0	0	0
Budget Authority (All Funds)	25,252,099	25,110,502	25,749,026	26,875,562
Actual Expenditures (All Funds)	24,875,685	24,375,704	24,376,609	N/A
Unexpended (All Funds)	376,414	734,798	1,372,417	0
Unexpended, by Fund:				
General Revenue	157,325	269,969	776,197	N/A
Federal	218,995	465,020	603,861	N/A
Other	94	(191)	(7,641)	N/A



*Restricted amount is as of _____.

Reverted includes the statutory three-percent reserve amount (when applicable).

Restricted includes any Governor's Expenditure Restrictions which remained at the end of the fiscal year (when applicable).

NOTES:

Expenditures by HB Section:		FY 2020 Actual	FY 2021 Actual	FY 2022 Actual
13.005	Leasing	14,393,892	13,774,716	13,525,944
13.010	State-Owned	6,333,572	6,358,670	6,456,132
13.015	Institutional	4,148,221	4,242,318	4,394,533
	Total	24,875,685	24,375,704	24,376,609

CORE RECONCILIATION DETAIL

STATE
SOCIAL SERVICES LEASING

5. CORE RECONCILIATION DETAIL

				Budget Class	FTE	GR	Federal	Other	Total	Explanation
TAFP AFTER VETOES										
				EE	0.00	10,155,830	5,797,198	0	15,953,028	
				Total	0.00	10,155,830	5,797,198	0	15,953,028	
DEPARTMENT CORE ADJUSTMENTS										
Core Reallocation	777	1435		EE	0.00	0	(100,000)	0	(100,000)	Reallocation to align budget with planned expenditures and reduce the need for future flex within HB 13.
Core Reallocation	777	1434		EE	0.00	(280,000)	0	0	(280,000)	Reallocation to align budget with planned expenditures and reduce the need for future flex within HB 13.
NET DEPARTMENT CHANGES					0.00	(280,000)	(100,000)	0	(380,000)	
DEPARTMENT CORE REQUEST										
				EE	0.00	9,875,830	5,697,198	0	15,573,028	
				Total	0.00	9,875,830	5,697,198	0	15,573,028	
GOVERNOR'S ADDITIONAL CORE ADJUSTMENTS										
Core Reallocation	777	1435		EE	0.00	0	(71,060)	0	(71,060)	Reallocation to align budget with planned expenditures and reduce the need for future flex within HB 13.
Core Reallocation	777	1434		EE	0.00	(368,853)	0	0	(368,853)	Reallocation to align budget with planned expenditures and reduce the need for future flex within HB 13.
NET GOVERNOR CHANGES					0.00	(368,853)	(71,060)	0	(439,913)	

CORE RECONCILIATION DETAIL

STATE
SOCIAL SERVICES LEASING

5. CORE RECONCILIATION DETAIL

	Budget Class	FTE	GR	Federal	Other	Total	Explanation
GOVERNOR'S RECOMMENDED CORE							
	EE	0.00	9,506,977	5,626,138	0	15,133,115	
	Total	0.00	9,506,977	5,626,138	0	15,133,115	

CORE RECONCILIATION DETAIL

STATE
SOCIAL SRVS STATE OWNED

5. CORE RECONCILIATION DETAIL

				Budget Class	FTE	GR	Federal	Other	Total	Explanation
TAFP AFTER VETOES										
				EE	0.00	5,778,896	843,550	24,124	6,646,570	
				Total	0.00	5,778,896	843,550	24,124	6,646,570	
DEPARTMENT CORE ADJUSTMENTS										
Core Reallocation	792	7762	EE	0.00	0	(2,152)	0	(2,152)		Reallocation to align budget with planned expenditures and reduce the need for future flex within HB 13.
Core Reallocation	792	7759	EE	0.00	10,000	0	0	10,000		Reallocation to align budget with planned expenditures and reduce the need for future flex within HB 13.
Core Reallocation	792	7764	EE	0.00	0	95,000	0	95,000		Reallocation to align budget with planned expenditures and reduce the need for future flex within HB 13.
Core Reallocation	792	7765	EE	0.00	0	0	1,000	1,000		Reallocation to align budget with planned expenditures and reduce the need for future flex within HB 13.
Core Reallocation	792	7763	EE	0.00	0	0	2,000	2,000		Reallocation to align budget with planned expenditures and reduce the need for future flex within HB 13.
Core Reallocation	1600	7764	EE	0.00	0	39,876	0	39,876		Core Reallocation to move Montgomery City Youth Center from Institutions to a State Owned office Building.

CORE RECONCILIATION DETAIL

STATE
SOCIAL SRVS STATE OWNED

5. CORE RECONCILIATION DETAIL

		Budget Class	FTE	GR	Federal	Other	Total	Explanation
DEPARTMENT CORE ADJUSTMENTS								
Core Reallocation	1600 7759	EE	0.00	169,998	0	0	169,998	Core Reallocation to move Montgomery City Youth Center from Institutions to a State Owned office Building.
NET DEPARTMENT CHANGES			0.00	179,998	132,724	3,000	315,722	
DEPARTMENT CORE REQUEST								
		EE	0.00	5,958,894	976,274	27,124	6,962,292	
		Total	0.00	5,958,894	976,274	27,124	6,962,292	
GOVERNOR'S ADDITIONAL CORE ADJUSTMENTS								
Core Reallocation	792 7764	EE	0.00	0	71,060	0	71,060	Reallocation to align budget with planned expenditures and reduce the need for future flex within HB 13.
Core Reallocation	792 7759	EE	0.00	183,329	0	0	183,329	Reallocation to align budget with planned expenditures and reduce the need for future flex within HB 13.
NET GOVERNOR CHANGES			0.00	183,329	71,060	0	254,389	
GOVERNOR'S RECOMMENDED CORE								
		EE	0.00	6,142,223	1,047,334	27,124	7,216,681	
		Total	0.00	6,142,223	1,047,334	27,124	7,216,681	

CORE RECONCILIATION DETAIL

**STATE
SOCIAL SRVS INSTITUTIONAL**

5. CORE RECONCILIATION DETAIL

		Budget Class	FTE	GR	Federal	Other	Total	Explanation
TAFP AFTER VETOES								
		EE	0.00	3,944,552	927,791	0	4,872,343	
		Total	0.00	3,944,552	927,791	0	4,872,343	
DEPARTMENT CORE ADJUSTMENTS								
Core Reallocation	1591 7770	EE	0.00	0	(39,876)	0	(39,876)	Core Reallocation to move Montgomery City Youth Center from Institution to State Owned office building.
Core Reallocation	1591 7769	EE	0.00	(169,998)	0	0	(169,998)	Core Reallocation to move Montgomery City Youth Center from Institution to State Owned office building.
NET DEPARTMENT CHANGES			0.00	(169,998)	(39,876)	0	(209,874)	
DEPARTMENT CORE REQUEST								
		EE	0.00	3,774,554	887,915	0	4,662,469	
		Total	0.00	3,774,554	887,915	0	4,662,469	
GOVERNOR'S RECOMMENDED CORE								
		EE	0.00	3,774,554	887,915	0	4,662,469	
		Total	0.00	3,774,554	887,915	0	4,662,469	

CORE DECISION ITEM

Department:	Treasurer	Budget Unit:	34453C
Division:			
Core:	HB13 Real Estate	HB Section:	13.010

1. CORE FINANCIAL SUMMARY

	FY 2024 Budget Request			
	GR	Federal	Other	Total
PS	0	0	0	0
EE	0	0	208,203	208,203
PSD	0	0	0	0
TRF	0	0	0	0
Total	0	0	208,203	208,203
FTE	0.00	0.00	0.00	0.00

Est. Fringe	0	0	0	0
--------------------	---	---	---	---

Note: Fringes budgeted in House Bill 5 except for certain fringes budgeted directly to MoDOT, Highway Patrol, and Conservation.

Other Funds: See Fund Summary.

	FY 2024 Governor's Recommendation			
	GR	Federal	Other	Total
PS	0	0	0	0
EE	0	0	208,203	208,203
PSD	0	0	0	0
TRF	0	0	0	0
Total	0	0	208,203	208,203
FTE	0.00	0.00	0.00	0.00

Est. Fringe	0	0	0	0
--------------------	---	---	---	---

Note: Fringes budgeted in House Bill 5 except for certain fringes budgeted directly to MoDOT, Highway Patrol, and Conservation.

Other Funds: See Fund Summary.

2. CORE DESCRIPTION

The Division of Facilities Management, Design & Construction (FMDC) is responsible for the oversight and management of approximately twenty-seven thousand (27,000) sq. ft. of state-owned office space on behalf of the Office of State Treasurer.

	FY 2024 Budget Request			
	GR	Federal	Other	Total
State-Owned	\$0	\$0	\$208,203	\$208,203
Total	\$0	\$0	\$208,203	\$208,203

	FY 2024 Governor's Recommendation			
	GR	Federal	Other	Total
State-Owned	\$0	\$0	\$208,203	\$208,203
Total	\$0	\$0	\$208,203	\$208,203

3. PROGRAM LISTING (list programs included in this core funding)

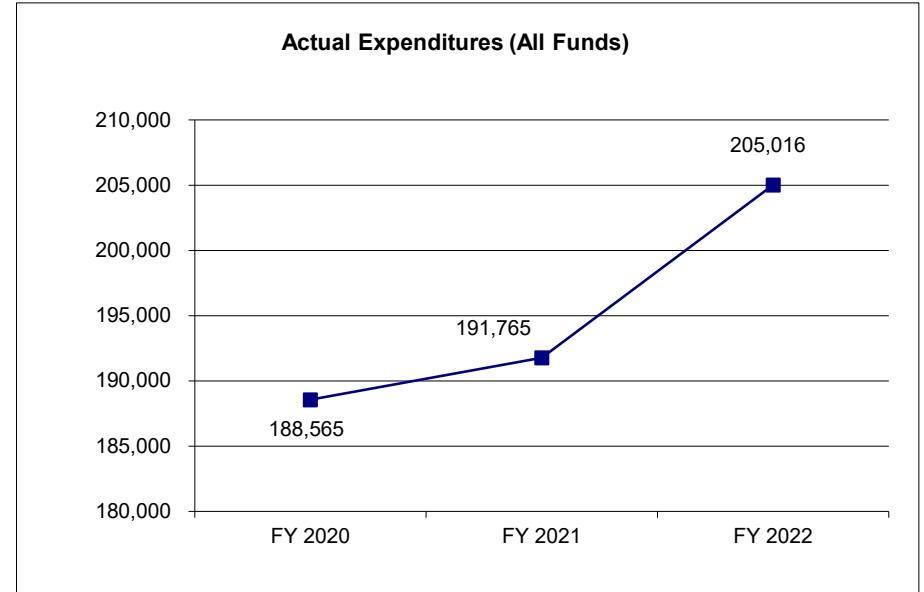
N/A

CORE DECISION ITEM

Department:	Treasurer	Budget Unit:	34453C
Division:			
Core:	HB13 Real Estate	HB Section:	13.010

4. FINANCIAL HISTORY

	FY 2020 Actual	FY 2021 Actual	FY 2022 Actual	FY 2023 Current Yr.
Appropriation (All Funds)	188,526	186,036	190,489	208,203
Less Reverted (All Funds)	0	0	0	0
Less Restricted (All Funds)*	0	0	0	0
Budget Authority (All Funds)	188,526	186,036	190,489	208,203
Actual Expenditures (All Funds)	188,565	191,765	205,016	N/A
Unexpended (All Funds)	(39)	(5,729)	(14,527)	0
Unexpended, by Fund:				
General Revenue	0	0	0	N/A
Federal	0	0	0	N/A
Other	0	(5,729)	(14,527)	N/A



*Restricted amount is as of _____.

Reverted includes the statutory three-percent reserve amount (when applicable).

Restricted includes any Governor's Expenditure Restrictions which remained at the end of the fiscal year (when applicable).

NOTES:

Expenditures by HB Section:		FY 2020 Actual	FY 2021 Actual	FY 2022 Actual
13.005	Leasing	0	0	0
13.010	State-Owned	188,565	191,765	205,016
13.015	Institutional	0	0	0
	Total	188,565	191,765	205,016

CORE RECONCILIATION DETAIL

STATE**TREASURER STATE OWNED**

5. CORE RECONCILIATION DETAIL

	Budget Class	FTE	GR	Federal	Other	Total	Explanation
TAFP AFTER VETOES	EE	0.00	0	0	208,203	208,203	
	Total	0.00	0	0	208,203	208,203	
DEPARTMENT CORE REQUEST	EE	0.00	0	0	208,203	208,203	
	Total	0.00	0	0	208,203	208,203	
GOVERNOR'S RECOMMENDED CORE	EE	0.00	0	0	208,203	208,203	
	Total	0.00	0	0	208,203	208,203	

CORE DECISION ITEM

Department: Office of Administration Division: FMDC Core: Legal Expense Fund Transfer	Budget Unit: 34235C HB Section: 13.021
--	---

1. CORE FINANCIAL SUMMARY

	FY 2024 Budget Request					FY 2024 Governor's Recommendation			
	GR	Federal	Other	Total		GR	Federal	Other	Total
PS	1	0	0	1	PS	1	0	0	1
EE	0	0	0	0	EE	0	0	0	0
PSD	0	0	0	0	PSD	0	0	0	0
TRF	0	0	0	0	TRF	0	0	0	0
Total	1	0	0	1	Total	1	0	0	1
FTE	0.00	0.00	0.00	0.00	FTE	0.00	0.00	0.00	0.00

Est. Fringe	0	0	0	0
--------------------	---	---	---	---

Note: Fringes budgeted in House Bill 5 except for certain fringes budgeted directly to MoDOT, Highway Patrol, and Conservation.

Other Funds: N/A

2. CORE DESCRIPTION

In FY 2018, the General Assembly appropriated \$1 for transfer from the Department's core budget to the State Legal Expense Fund for the payment of claims, premiums, and expenses provided by Section 105.711 through Section 105.726, RSMo. In order to fund such expenses, the General Assembly also authorized three percent flexibility from the other HB sections within HB13 to the \$1 transfer appropriation.

3. PROGRAM LISTING (list programs included in this core funding)

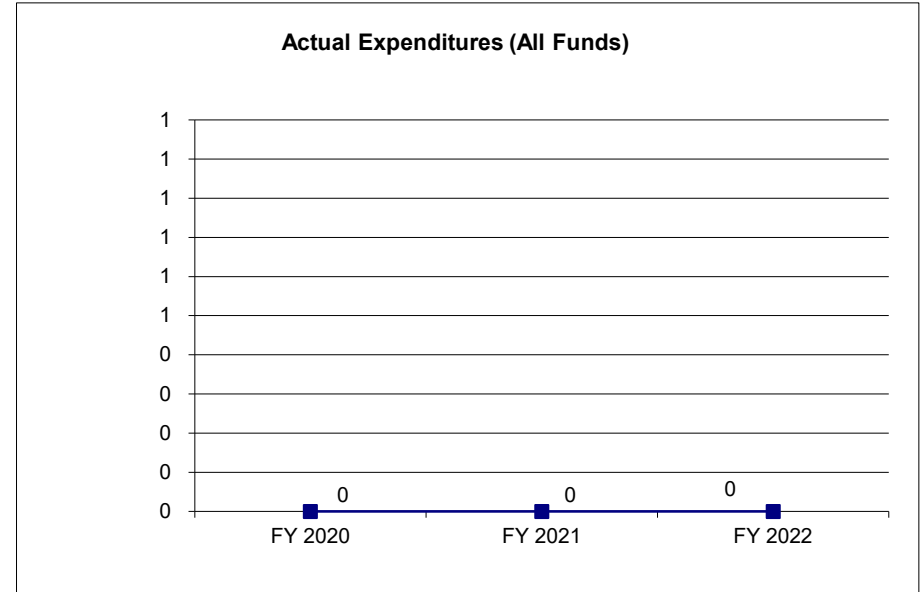
N/A

CORE DECISION ITEM

Department:	Office of Administration	Budget Unit:	34235C
Division:	FMDC		
Core:	Legal Expense Fund Transfer	HB Section:	13.021

4. FINANCIAL HISTORY

	FY 2020 Actual	FY 2021 Actual	FY 2022 Actual	FY 2023 Current Yr.
Appropriation (All Funds)	1	1	1	1
Less Reverted (All Funds)	0	0	0	0
Less Restricted (All Funds)*	0	0	0	0
Budget Authority (All Funds)	1	1	1	1
Actual Expenditures (All Funds)	0	0	0	N/A
Unexpended (All Funds)	1	1	1	0
Unexpended, by Fund:				
General Revenue	1	1	1	N/A
Federal	0	0	0	N/A
Other	0	0	0	N/A



*Restricted amount is as of _____.

Reverted includes the statutory three-percent reserve amount (when applicable).

Restricted includes any Governor's Expenditure Restrictions which remained at the end of the fiscal year (when applicable).

NOTES:

CORE RECONCILIATION DETAIL

**STATE
LEASING LEGAL EXPENSE FUND TRF**

5. CORE RECONCILIATION DETAIL

	Budget Class	FTE	GR	Federal	Other	Total	Explanation
TAFP AFTER VETOES							
	TRF	0.00	1	0	0	1	
	Total	0.00	1	0	0	1	
DEPARTMENT CORE REQUEST							
	TRF	0.00	1	0	0	1	
	Total	0.00	1	0	0	1	
GOVERNOR'S RECOMMENDED CORE							
	TRF	0.00	1	0	0	1	
	Total	0.00	1	0	0	1	

NEW DECISION ITEM									
RANK: _____					OF _____				
Department: Corrections - Leasing					Budget Unit <u>34267C</u>				
Division: Human Services - Leasing									
DI Name: ERTC - Farmington					DI# 6314001				
					HB Section <u>13.005</u>				
1. AMOUNT OF REQUEST									
FY 2024 Budget Request					FY 2024 Governor's Recommendation				
	GR	Federal	Other	Total		GR	Federal	Other	Total
PS	0	0	0	0	PS	0	0	0	0
EE	1,600,000	0	0	1,600,000	EE	0	0	0	0
PSD	0	0	0	0	PSD	0	0	0	0
TRF	0	0	0	0	TRF	0	0	0	0
Total	<u>1,600,000</u>	<u>0</u>	<u>0</u>	<u>1,600,000</u>	Total	<u>0</u>	<u>0</u>	<u>0</u>	<u>0</u>
FTE	0.00	0.00	0.00	0.00	FTE	0.00	0.00	0.00	0.00
Est. Fringe	<u>0</u>	<u>0</u>	<u>0</u>	<u>0</u>	Est. Fringe	<u>0</u>	<u>0</u>	<u>0</u>	<u>0</u>
<i>Note: Fringes budgeted in House Bill 5 except for certain fringes budgeted directly to MoDOT, Highway Patrol, and Conservation.</i>					<i>Note: Fringes budgeted in House Bill 5 except for certain fringes budgeted directly to MoDOT, Highway Patrol, and Conservation.</i>				
Other Funds:					Other Funds:				
2. THIS REQUEST CAN BE CATEGORIZED AS:									
New Legislation			New Program			Fund Switch			
Federal Mandate			Program Expansion			Cost to Continue			
GR Pick-Up			X Space Request			Equipment Replacement			
Pay Plan			Other: _____						
3. WHY IS THIS FUNDING NEEDED? PROVIDE AN EXPLANATION FOR ITEMS CHECKED IN #2. INCLUDE THE FEDERAL OR STATE STATUTORY OR CONSTITUTIONAL AUTHORIZATION FOR THIS PROGRAM.									
<p>The department utilizes regional training centers to provide both basic and in-service training for department staff. The Eastern Region Center is currently located in Farmington, MO and does not meet the needs of the department in terms of either size, features, or condition. Because the current space is not adequate in size, additional banquet room space has to be rented at the hotel that provides lodging for staff. The current center does not have high-speed internet or presentation capabilities, this means all equipment must be transported daily to and from the rented banquet space. The current space also has significant deficiencies in overall sanitation, cleanliness, and condition, and has repeated pest infestations.</p>									

NEW DECISION ITEM			
RANK: _____		OF _____	
Department: Corrections - Leasing		Budget Unit	34267C
Division: Human Services - Leasing			
DI Name: ERTC - Farmington	DI# 6314001	HB Section	13.005
#3 CONTINUED			
<p>For all these reasons, in FY2023 the department requested and received a new decision item for additional lease cost funding for the relocation of the department's Eastern Region Training Center. <u>There was only one response to the state's solicitation</u> for that new space and that location requires one-time renovations to be suitable.</p> <p>The problems with the current space coupled with the rising cost of that space make remaining untenable. Therefore the department is requesting the one-time funding for the costs of the required renovations to bring a new location up to specification.</p>			
4. DESCRIBE THE DETAILED ASSUMPTIONS USED TO DERIVE THE SPECIFIC REQUESTED AMOUNT. (How did you determine that the requested number of FTE were appropriate? From what source or standard did you derive the requested levels of funding? Were alternatives such as outsourcing or automation considered? If based on new legislation, does request tie to TAFP fiscal note? If not, explain why. Detail which portions of the request are one-times and how those amounts were calculated.)			
<p>The amount of the one-time renovations are based on quotes obtained by the landlord and includes construction costs (material and labor), fire and safety, plumbing, demolition, and HVAC. There was only one bid received for this project in the designated area.</p>			

NEW DECISION ITEM									
RANK: _____ OF _____									
Department: Corrections - Leasing					Budget Unit 34267C				
Division: Human Services - Leasing									
DI Name: ERTC - Farmington			DI# 6314001		HB Section 13.005				
5. BREAK DOWN THE REQUEST BY BUDGET OBJECT CLASS, JOB CLASS, AND FUND SOURCE. IDENTIFY ONE-TIME COSTS.									
Budget Object Class/Job Class	Dept Req GR DOLLARS	Dept Req GR FTE	Dept Req FED DOLLARS	Dept Req FED FTE	Dept Req OTHER DOLLARS	Dept Req OTHER FTE	Dept Req TOTAL DOLLARS	Dept Req TOTAL FTE	Dept Req One-Time DOLLARS
One-Time Renovation	1,600,000						1,600,000 0		1,600,000
Total EE	<u>1,600,000</u>		<u>0</u>		<u>0</u>		<u>1,600,000</u> 0		<u>1,600,000</u>
Grand Total	<u>1,600,000</u>	0.0	0	0.0	0	0.0	1,600,000	0.0	1,600,000
Budget Object Class/Job Class	Gov Rec GR DOLLARS	Gov Rec GR FTE	Gov Rec FED DOLLARS	Gov Rec FED FTE	Gov Rec OTHER DOLLARS	Gov Rec OTHER FTE	Gov Rec TOTAL DOLLARS	Gov Rec TOTAL FTE	Gov Rec One-Time DOLLARS
Total EE	<u>0</u>		<u>0</u>		<u>0</u>		<u>0</u> 0		<u>0</u>
Grand Total	<u>0</u>	0.0	0	0.0	0	0.0	0	0.0	0

NEW DECISION ITEM

RANK: _____ **OF** _____

Department: Corrections - Leasing	Budget Unit <u>34267C</u>
Division: Human Services - Leasing	
DI Name: ERTC - Farmington	HB Section <u>13.005</u>
DI# <u>6314001</u>	

6. PERFORMANCE MEASURES (If new decision item has an associated core, separately identify projected performance with & without additional funding.)

6a. Provide an activity measure(s) for the program.

Number of In-Service classes offered at the Eastern Region Training Center

FY20 Actual	FY21 Actual	FY22 Actual	FY23 Base Target	FY24 Base Target	FY25 Base Target
108	71	211	180	180	180

Number of Pre-Service classes offered at the Eastern Region Training Center
(all pre-service classes held off-site at a local hotel)

FY20 Actual	FY21 Actual	FY22 Actual	FY23 Base Target	FY24 Base Target	FY25 Base Target
30	20	21	16	16	16

Number of Staff Receiving Pre-Service training at the Eastern Region Training Center (held off-site)

FY20 Actual	FY21 Actual	FY22 Actual	FY23 Base Target	FY24 Base Target	FY25 Base Target
694	579	789	1,000	1,000	1,000

NEW DECISION ITEM

RANK: _____ **OF** _____

Department: Corrections - Leasing	Budget Unit <u>34267C</u>
Division: Human Services - Leasing	
DI Name: ERTC - Farmington DI# 6314001	HB Section <u>13.005</u>

6d. Provide a measure(s) of the program's efficiency.

Eastern Region Training Center Annual Trainee Lodging Costs

FY20 Actual	FY21 Actual	FY22 Actual	FY23 Base Target	FY24 Base Target	FY25 Base Target *
\$139,135	\$69,526	\$62,393	\$75,000	\$75,000	\$32,500

** The Projected savings in FY25 is an estimate completely contingent upon the relocation of the lease space to a site more centrally located within the Eastern Region, therefore requiring fewer staff to need overnight lodging during training. The level of savings depends on exactly where the new site is located. Amount provided is based on reducing the number of staff lodged during training by half.*

Eastern Region Training Training Center Annual Banquet Room Rental

FY20 Actual	FY21 Actual	FY22 Actual	FY23 Base Target	FY24 Base Target	FY25 Base Target
\$12,496	\$10,302	\$11,095	\$11,500	\$12,000	\$0

7. STRATEGIES TO ACHIEVE THE PERFORMANCE MEASUREMENT TARGETS:

It is imperative that the office/training space meet the needs of our agency to ensure we can adequately train our staff. Public safety is improved and risk of liability is reduced when the employees of the Department of Corrections (DOC) are trained to provide effective correctional services.

The Department provides:

- 280 hours of pre-service training for all uniformed employees
- 120 hours of pre- service training for institutional non-custody staff
- 258 hours of pre-service and intermediate training for all new P&P officers
- 40 hours of in-service training for all employees

Additionally, the Department offers 40 hours of training to new supervisory/management personnel. 16 hours of annual supervision/management training and 16 hours of personal safety training to each P&P officer.

NEW DECISION ITEM

RANK: _____ OF _____

Department: DEPARTMENT OF PUBLIC SAFETY
 Division: STATE EMERGENCY MANAGEMENT AGENCY
 DI Name: 307 Wilson Fund Switch DI# 6314002

Budget Unit 34221C
 HB Section 13.005

1. AMOUNT OF REQUEST

FY 2024 Budget Request				
	GR	Federal	Other	Total
PS	0	0	0	0
EE	228,000	0	0	228,000
PSD	0	0	0	0
TRF	0	0	0	0
Total	228,000	0	0	228,000
FTE	0.00	0.00	0.00	0.00

Est. Fringe	0	0	0	0
-------------	---	---	---	---

Note: Fringes budgeted in House Bill 5 except for certain fringes budgeted directly to MoDOT, Highway Patrol, and Conservation.

Other Funds:
Non-Counts:

FY 2024 Governor's Recommendation				
	GR	Federal	Other	Total
PS	0	0	0	0
EE	0	40,000	0	40,000
PSD	0	0	0	0
TRF	0	0	0	0
Total	0	40,000	0	40,000
FTE	0.00	0.00	0.00	0.00

Est. Fringe	0	0	0	0
-------------	---	---	---	---

Note: Fringes budgeted in House Bill 5 except for certain fringes budgeted directly to MoDOT, Highway Patrol, and Conservation.

Other Funds:
Non-Counts:

2. THIS REQUEST CAN BE CATEGORIZED AS:

<input type="checkbox"/> New Legislation	<input type="checkbox"/> New Program	<input checked="" type="checkbox"/> Fund Switch
<input type="checkbox"/> Federal Mandate	<input checked="" type="checkbox"/> Program Expansion	<input type="checkbox"/> Cost to Continue
<input type="checkbox"/> GR Pick-Up	<input type="checkbox"/> Space Request	<input type="checkbox"/> Equipment Replacement
<input type="checkbox"/> Pay Plan	<input type="checkbox"/> Other: _____	

3. WHY IS THIS FUNDING NEEDED? PROVIDE AN EXPLANATION FOR ITEMS CHECKED IN #2. INCLUDE THE FEDERAL OR STATE STATUTORY OR CONSTITUTIONAL AUTHORIZATION FOR THIS PROGRAM.

DPS-SEMA is requesting funding for the leased warehouse space at 307 Wilson Drive in Jefferson City, MO. This warehouse is needed in order to maintain space to store overflow of personal protective equipment, the storage of SEMA equipment, the operations of the Missouri Disaster Medical Assistance Team (DMAT) which includes, but is not limited to, 750 ventilators (500 purchased during the COVID pandemic), their cache of medical equipment, vehicles, pharmaceuticals, and supplies for the Strategic National Stockpile program. DMAT is responsible for the maintenance and care of these items and requires a warehouse space to do so.

NEW DECISION ITEM

RANK: _____ OF _____

Department: DEPARTMENT OF PUBLIC SAFETY	Budget Unit	34221C
Division: STATE EMERGENCY MANAGEMENT AGENCY		
DI Name: 307 Wilson Fund Switch	DI# 6314002	HB Section 13.005

4. DESCRIBE THE DETAILED ASSUMPTIONS USED TO DERIVE THE SPECIFIC REQUESTED AMOUNT. (How did you determine that the requested number of FTE were appropriate? From what source or standard did you derive the requested levels of funding? Were alternatives such as outsourcing or automation considered? If based on new legislation, does request tie to TAFP fiscal note? If not, explain why. Detail which portions of the request are one-times and how those amounts were calculated.)

DPS is requesting General Revenue for the leased warehouse space located at 307 Wilson Drive in Jefferson City, MO. The cost per square foot is \$4.97 and the building is 40,000 square feet. The lease amount is \$198,800 and an additional \$30,000 will cover the utilities. The lease can be extended through the end of FY 2029. The lease is currently funded with the Department of Health and Senior Services Federal Stimulus Fund (2350).

5. BREAK DOWN THE REQUEST BY BUDGET OBJECT CLASS, JOB CLASS, AND FUND SOURCE. IDENTIFY ONE-TIME COSTS.

Budget Object Class/Job Class	Dept Req GR DOLLARS	Dept Req GR FTE	Dept Req FED DOLLARS	Dept Req FED FTE	Dept Req OTHER DOLLARS	Dept Req OTHER FTE	Dept Req TOTAL DOLLARS	Dept Req TOTAL FTE	Dept Req One-Time DOLLARS
							0		
							0	0.0	
Total PS	0	0.0	0	0.0	0	0.0	0	0.0	0
180-Utilities	30,000						30,000		
680- Building Lease Payments	198,000						198,000		
							0		
Total EE	228,000		0		0		228,000		0
Program Distributions							0		
Total PSD	0		0		0		0		0
Transfers							0		
Total TRF	0		0		0		0		0
Grand Total	228,000	0.0	0	0.0	0	0.0	228,000	0.0	0

NEW DECISION ITEM

RANK: _____ OF _____

Department: DEPARTMENT OF PUBLIC SAFETY	Budget Unit <u>34221C</u>
Division: STATE EMERGENCY MANAGEMENT AGENCY	
DI Name: 307 Wilson Fund Switch DI# 6314002	HB Section <u>13.005</u>

Budget Object Class/Job Class	Gov Rec GR DOLLARS	Gov Rec GR FTE	Gov Rec FED DOLLARS	Gov Rec FED FTE	Gov Rec OTHER DOLLARS	Gov Rec OTHER FTE	Gov Rec TOTAL DOLLARS	Gov Rec TOTAL FTE	Gov Rec One-Time DOLLARS
							0		
							0	0.0	
Total PS	<u>0</u>	<u>0.0</u>	<u>0</u>	<u>0.0</u>	<u>0</u>	<u>0.0</u>	<u>0</u>	<u>0.0</u>	<u>0</u>
680- Building Lease Payments	0		40,000				40,000		
Total EE	<u>0</u>		<u>40,000</u>		<u>0</u>		<u>40,000</u>		<u>0</u>
Program Distributions							0		
Total PSD	<u>0</u>		<u>0</u>		<u>0</u>		<u>0</u>		<u>0</u>
Transfers									
Total TRF	<u>0</u>		<u>0</u>		<u>0</u>		<u>0</u>		<u>0</u>
Grand Total	<u>0</u>	<u>0.0</u>	<u>40,000</u>	<u>0.0</u>	<u>0</u>	<u>0.0</u>	<u>40,000</u>	<u>0.0</u>	<u>0</u>

NEW DECISION ITEM

RANK: _____ OF _____

Department: DEPARTMENT OF PUBLIC SAFETY	Budget Unit	34221C
Division: STATE EMERGENCY MANAGEMENT AGENCY		
DI Name: 307 Wilson Fund Switch	DI# 6314002	HB Section 13.005

6. PERFORMANCE MEASURES (If new decision item has an associated core, separately identify projected performance with & without additional funding.)

6a. Provide an activity measure(s) for the program.

6b. Provide a measure(s) of the program's quality.

6c. Provide a measure(s) of the program's impact.

6d. Provide a measure(s) of the program's efficiency.

7. STRATEGIES TO ACHIEVE THE PERFORMANCE MEASUREMENT TARGETS:

NEW DECISION ITEM

RANK: _____ OF _____

Department: DEPARTMENT OF PUBLIC SAFETY
 Division: STATE EMERGENCY MANAGEMENT AGENCY
 DI Name: 307 Wilson Improvements DI# 6314003

Budget Unit 34221C
 HB Section 13.005

1. AMOUNT OF REQUEST

FY 2024 Budget Request				
	GR	Federal	Other	Total
PS	0	0	0	0
EE	1,080,000	0	0	1,080,000
PSD	0	0	0	0
TRF	0	0	0	0
Total	1,080,000	0	0	1,080,000
FTE	0.00	0.00	0.00	0.00

Est. Fringe	0	0	0	0
-------------	---	---	---	---

Note: Fringes budgeted in House Bill 5 except for certain fringes budgeted directly to MoDOT, Highway Patrol, and Conservation.

Other Funds:
Non-Counts:

FY 2024 Governor's Recommendation				
	GR	Federal	Other	Total
PS	0	0	0	0
EE	0	0	0	0
PSD	0	0	0	0
TRF	0	0	0	0
Total	0	0	0	0
FTE	0.00	0.00	0.00	0.00

Est. Fringe	0	0	0	0
-------------	---	---	---	---

Note: Fringes budgeted in House Bill 5 except for certain fringes budgeted directly to MoDOT, Highway Patrol, and Conservation.

Other Funds:
Non-Counts:

2. THIS REQUEST CAN BE CATEGORIZED AS:

<input type="checkbox"/>	New Legislation	<input type="checkbox"/>	New Program	<input type="checkbox"/>	Fund Switch
<input type="checkbox"/>	Federal Mandate	<input type="checkbox"/>	Program Expansion	<input type="checkbox"/>	Cost to Continue
<input checked="" type="checkbox"/>	GR Pick-Up	<input type="checkbox"/>	Space Request	<input type="checkbox"/>	Equipment Replacement
<input type="checkbox"/>	Pay Plan	<input type="checkbox"/>	Other: _____		

3. WHY IS THIS FUNDING NEEDED? PROVIDE AN EXPLANATION FOR ITEMS CHECKED IN #2. INCLUDE THE FEDERAL OR STATE STATUTORY OR CONSTITUTIONAL AUTHORIZATION FOR THIS PROGRAM.

DPS-SEMA is requesting General Revenue funds for property improvements at 307 Wilson Drive, Jefferson City, MO. The scope of this warehouse lease will expand as the Disaster Medical Assistance Team (DMAT) will relocate to this address at the end of their lease term at 754 MoDOT Drive on 6/30/2023, as there is no option for renewal. Improvements are requested to begin with a supplemental in FY 2023; however, lead times for construction material and a HVAC system may cross fiscal years.

NEW DECISION ITEM

RANK: _____ OF _____

Department: DEPARTMENT OF PUBLIC SAFETY	Budget Unit	34221C
Division: STATE EMERGENCY MANAGEMENT AGENCY		
DI Name: 307 Wilson Improvements	DI# 6314003	HB Section 13.005

4. DESCRIBE THE DETAILED ASSUMPTIONS USED TO DERIVE THE SPECIFIC REQUESTED AMOUNT. (How did you determine that the requested number of FTE were appropriate? From what source or standard did you derive the requested levels of funding? Were alternatives such as outsourcing or automation considered? If based on new legislation, does request tie to TAFP fiscal note? If not, explain why. Detail which portions of the request are one-times and how those amounts were calculated.)

Property improvements will include a HVAC system to maintain the warehouse at a consistent 72 degree temperature with a dividing wall for the space for the non-DPS leased area. Two ADA compliant bathrooms with showers will be included along with a drive in ramp with door. Costs are estimated by the property manager to be \$900,000. Unused funds will revert back to General Revenue.

5. BREAK DOWN THE REQUEST BY BUDGET OBJECT CLASS, JOB CLASS, AND FUND SOURCE. IDENTIFY ONE-TIME COSTS.

Budget Object Class/Job Class	Dept Req GR DOLLARS	Dept Req GR FTE	Dept Req FED DOLLARS	Dept Req FED FTE	Dept Req OTHER DOLLARS	Dept Req OTHER FTE	Dept Req TOTAL DOLLARS	Dept Req TOTAL FTE	Dept Req One-Time DOLLARS
							0		
							0	0.0	
Total PS	<u>0</u>	<u>0.0</u>	<u>0</u>	<u>0.0</u>	<u>0</u>	<u>0.0</u>	<u>0</u>	<u>0.0</u>	<u>0</u>
640 - Property & Improvements	1,080,000						1,080,000		1,080,000
							0		
Total EE	<u>1,080,000</u>		<u>0</u>		<u>0</u>		<u>1,080,000</u>		<u>1,080,000</u>
Program Distributions							0		
Total PSD	<u>0</u>		<u>0</u>		<u>0</u>		<u>0</u>		<u>0</u>
Transfers							0		
Total TRF	<u>0</u>		<u>0</u>		<u>0</u>		<u>0</u>		<u>0</u>
Grand Total	<u>1,080,000</u>	<u>0.0</u>	<u>0</u>	<u>0.0</u>	<u>0</u>	<u>0.0</u>	<u>1,080,000</u>	<u>0.0</u>	<u>1,080,000</u>

NEW DECISION ITEM

RANK: _____ OF _____

Department: DEPARTMENT OF PUBLIC SAFETY	Budget Unit 34221C
Division: STATE EMERGENCY MANAGEMENT AGENCY	
DI Name: 307 Wilson Improvements DI# 6314003	HB Section 13.005

Budget Object Class/Job Class	Gov Rec GR DOLLARS	Gov Rec GR FTE	Gov Rec FED DOLLARS	Gov Rec FED FTE	Gov Rec OTHER DOLLARS	Gov Rec OTHER FTE	Gov Rec TOTAL DOLLARS	Gov Rec TOTAL FTE	Gov Rec One-Time DOLLARS
							0		
							0	0.0	
Total PS	0	0.0	0	0.0	0	0.0	0	0.0	0
Total EE	0		0		0		0		0
Program Distributions							0		
Total PSD	0		0		0		0		0
Transfers							0		
Total TRF	0		0		0		0		0
Grand Total	0	0.0	0	0.0	0	0.0	0	0.0	0

NEW DECISION ITEM

RANK: _____ OF _____

Department: DEPARTMENT OF PUBLIC SAFETY	Budget Unit	34221C
Division: STATE EMERGENCY MANAGEMENT AGENCY		
DI Name: 307 Wilson Improvements	DI# 6314003	HB Section 13.005

6. PERFORMANCE MEASURES (If new decision item has an associated core, separately identify projected performance with & without additional funding.)

6a. Provide an activity measure(s) for the program.

6b. Provide a measure(s) of the program's quality.

6c. Provide a measure(s) of the program's impact.

6d. Provide a measure(s) of the program's efficiency.

7. STRATEGIES TO ACHIEVE THE PERFORMANCE MEASUREMENT TARGETS:

NEW DECISION ITEM

RANK: _____ OF _____

Department: Mental Health	Budget Unit	34276C
Division: Facilities Management, Design & Construction		
DI Name: DMH FSH - Biggs Operations	HB Section	13.015
DI# 6314004		

1. AMOUNT OF REQUEST

FY 2024 Budget Request				
	GR	Federal	Other	Total
PS	0	0	0	0
EE	1,011,615	0	0	1,011,615
PSD	0	0	0	0
TRF	0	0	0	0
Total	1,011,615	0	0	1,011,615
FTE	0.00	0.00	0.00	0.00

Est. Fringe	0	0	0	0
-------------	---	---	---	---

Note: Fringes budgeted in House Bill 5 except for certain fringes budgeted directly to MoDOT, Highway Patrol, and Conservation.

Other Funds:
Non-Counts:

FY 2024 Governor's Recommendation				
	GR	Federal	Other	Total
PS	0	0	0	0
EE	0	0	0	0
PSD	0	0	0	0
TRF	0	0	0	0
Total	0	0	0	0
FTE	0.00	0.00	0.00	0.00

Est. Fringe	0	0	0	0
-------------	---	---	---	---

Note: Fringes budgeted in House Bill 5 except for certain fringes budgeted directly to MoDOT, Highway Patrol, and Conservation.

Other Funds:
Non-Counts:

2. THIS REQUEST CAN BE CATEGORIZED AS:

<input type="checkbox"/> New Legislation	<input type="checkbox"/> New Program	<input type="checkbox"/> Fund Switch
<input type="checkbox"/> Federal Mandate	<input type="checkbox"/> Program Expansion	<input type="checkbox"/> Cost to Continue
<input type="checkbox"/> GR Pick-Up	<input type="checkbox"/> Space Request	<input type="checkbox"/> Equipment Replacement
<input type="checkbox"/> Pay Plan	<input checked="" type="checkbox"/> Other: ARPA Construction Building - Ongoing Operational Expenses	

3. WHY IS THIS FUNDING NEEDED? PROVIDE AN EXPLANATION FOR ITEMS CHECKED IN #2. INCLUDE THE FEDERAL OR STATE STATUTORY OR CONSTITUTIONAL AUTHORIZATION FOR THIS PROGRAM.

On March 11, 2021, the American Rescue Plan Act (ARPA) was signed into law. In the FY2023 budget, one of the ARPA projects included in House Bill 3020, Section 170 was for the design, renovation, construction and improvements of the Fulton State Hospital Biggs Building. As this building has not been in operation since the completed construction of the Jay A. Nixon Forensic Center in 2020, FMDC is requesting additional authority in order to have the necessary funding available to cover operating costs of this building.

NEW DECISION ITEM

RANK: _____ OF _____

Department: Mental Health	Budget Unit 34276C
Division: Facilities Management, Design & Construction	
DI Name: DMH FSH - Biggs Operations DI# 6314004	HB Section 13.015

4. DESCRIBE THE DETAILED ASSUMPTIONS USED TO DERIVE THE SPECIFIC REQUESTED AMOUNT. (How did you determine that the requested number of FTE were appropriate? From what source or standard did you derive the requested levels of funding? Were alternatives such as outsourcing or automation considered? If based on new legislation, does request tie to TAFP fiscal note? If not, explain why. Detail which portions of the request are one-times and how those amounts were calculated.)

FMDC needs additional authority to be able to cover increased operating costs at the Fulton State Hospital. Based on the current square footage of Fulton State Hospital, this will be an increase of approximately 167,317 square feet. A cost per square foot is determined for all institutional facilities based on the previous year's expenditures divided by the total square footage. With the additional square footage being added back into the Fulton State Hospital campus, this should increase operating cost by \$1,011,615. There is a corresponding NDI in HB 5.

5. BREAK DOWN THE REQUEST BY BUDGET OBJECT CLASS, JOB CLASS, AND FUND SOURCE. IDENTIFY ONE-TIME COSTS.

Budget Object Class/Job Class	Dept Req GR DOLLARS	Dept Req GR FTE	Dept Req FED DOLLARS	Dept Req FED FTE	Dept Req OTHER DOLLARS	Dept Req OTHER FTE	Dept Req TOTAL DOLLARS	Dept Req TOTAL FTE	Dept Req One-Time DOLLARS
							0		
							0	0.0	
Total PS	0	0.0	0	0.0	0	0.0	0	0.0	0
Building Lease Payments (680)	1,011,615						1,011,615		
Total EE	1,011,615		0		0		1,011,615		0
Program Distributions							0		
Total PSD	0		0		0		0		0
Transfers									
Total TRF	0		0		0		0		0
Grand Total	1,011,615	0.0	0	0.0	0	0.0	1,011,615	0.0	0

NEW DECISION ITEM

RANK: _____ OF _____

Department: Mental Health		Budget Unit		<u>34276C</u>					
Division: Facilities Management, Design & Construction		HB Section		<u>13.015</u>					
DI Name: DMH FSH - Biggs Operations		DI# 6314004							
Budget Object Class/Job Class	Gov Rec GR DOLLARS	Gov Rec GR FTE	Gov Rec FED DOLLARS	Gov Rec FED FTE	Gov Rec OTHER DOLLARS	Gov Rec OTHER FTE	Gov Rec TOTAL DOLLARS	Gov Rec TOTAL FTE	Gov Rec One-Time DOLLARS
							0		
							0	0.0	
Total PS	<u>0</u>	<u>0.0</u>	<u>0</u>	<u>0.0</u>	<u>0</u>	<u>0.0</u>	<u>0</u>	<u>0.0</u>	<u>0</u>
							0		
							0		
							0		
Total EE	<u>0</u>		<u>0</u>		<u>0</u>		<u>0</u>		<u>0</u>
Program Distributions							0		
Total PSD	<u>0</u>		<u>0</u>		<u>0</u>		<u>0</u>		<u>0</u>
Transfers							0		
Total TRF	<u>0</u>		<u>0</u>		<u>0</u>		<u>0</u>		<u>0</u>
Grand Total	<u>0</u>	<u>0.0</u>	<u>0</u>	<u>0.0</u>	<u>0</u>	<u>0.0</u>	<u>0</u>	<u>0.0</u>	<u>0</u>

NEW DECISION ITEM

RANK: _____ OF _____

Department: Mental Health	Budget Unit	34276C
Division: Facilities Management, Design & Construction		
DI Name: DMH FSH - Biggs Operations	DI# 6314004	HB Section 13.015

6. PERFORMANCE MEASURES (If new decision item has an associated core, separately identify projected performance with & without additional funding.)

6a. Provide an activity measure(s) for the program.

6b. Provide a measure(s) of the program's quality.

6c. Provide a measure(s) of the program's impact.

6d. Provide a measure(s) of the program's efficiency.

7. STRATEGIES TO ACHIEVE THE PERFORMANCE MEASUREMENT TARGETS:

--

NEW DECISION ITEM

RANK: _____ OF _____

Department: Office of Administration	Budget Unit	33926C
Division: Facilities Management, Design and Construction		
DI Name: OA Rock Bridge Treatment - Operations DI# 6314005	HB Section	13.010

1. AMOUNT OF REQUEST

FY 2024 Budget Request				
	GR	Federal	Other	Total
PS	0	0	0	0
EE	250,101	0	0	250,101
PSD	0	0	0	0
TRF	0	0	0	0
Total	250,101	0	0	250,101
FTE	0.00	0.00	0.00	0.00

Est. Fringe	0	0	0	0
-------------	---	---	---	---

Note: Fringes budgeted in House Bill 5 except for certain fringes budgeted directly to MoDOT, Highway Patrol, and Conservation.

Other Funds:

Non-Counts:

FY 2024 Governor's Recommendation				
	GR	Federal	Other	Total
PS	0	0	0	0
EE	0	0	0	0
PSD	0	0	0	0
TRF	0	0	0	0
Total	0	0	0	0
FTE	0.00	0.00	0.00	0.00

Est. Fringe	0	0	0	0
-------------	---	---	---	---

Note: Fringes budgeted in House Bill 5 except for certain fringes budgeted directly to MoDOT, Highway Patrol, and Conservation.

Other Funds:

Non-Counts:

2. THIS REQUEST CAN BE CATEGORIZED AS:

<input type="checkbox"/> New Legislation	<input type="checkbox"/> New Program	<input type="checkbox"/> Fund Switch
<input type="checkbox"/> Federal Mandate	<input type="checkbox"/> Program Expansion	<input type="checkbox"/> Cost to Continue
<input type="checkbox"/> GR Pick-Up	<input type="checkbox"/> Space Request	<input type="checkbox"/> Equipment Replacement
<input type="checkbox"/> Pay Plan	<input checked="" type="checkbox"/> Other: ARPA Construction Building - Ongoing Operational Expenses	

3. WHY IS THIS FUNDING NEEDED? PROVIDE AN EXPLANATION FOR ITEMS CHECKED IN #2. INCLUDE THE FEDERAL OR STATE STATUTORY OR CONSTITUTIONAL AUTHORIZATION FOR THIS PROGRAM.

On March 11, 2021, the American Rescue Plan Act (ARPA) was signed into law. In the FY2023 budget, one of the ARPA projects included in House Bill 3020, Section 210 was for design and construction of a new youth day treatment facility. FMDC is requesting additional authority in order to have the necessary funding available to cover all operating costs of this new day treatment facility.

NEW DECISION ITEM

RANK: _____ OF _____

Department: Office of Administration	Budget Unit 33926C
Division: Facilities Management, Design and Construction	
DI Name: OA Rock Bridge Treatment - Operations DI# 6314005	HB Section 13.010

4. DESCRIBE THE DETAILED ASSUMPTIONS USED TO DERIVE THE SPECIFIC REQUESTED AMOUNT. (How did you determine that the requested number of FTE were appropriate? From what source or standard did you derive the requested levels of funding? Were alternatives such as outsourcing or automation considered? If based on new legislation, does request tie to TAFP fiscal note? If not, explain why. Detail which portions of the request are one-times and how those amounts were calculated.)

FMDC needs additional authority to be able to cover all operating costs at this new day treatment facility. This facility will be approximately 12,500 square feet. Based on other state-owned locations within that area, FMDC determined that the cost per square foot for this facility to be \$11.20 per square foot. The total operating costs of this new facility would be \$139,998 per fiscal year. FMDC anticipates a one time start up cost of \$110,103 for supplies, system furniture and equipment. There is a corresponding NDI in HB5.

5. BREAK DOWN THE REQUEST BY BUDGET OBJECT CLASS, JOB CLASS, AND FUND SOURCE. IDENTIFY ONE-TIME COSTS.

Budget Object Class/Job Class	Dept Req GR DOLLARS	Dept Req GR FTE	Dept Req FED DOLLARS	Dept Req FED FTE	Dept Req OTHER DOLLARS	Dept Req OTHER FTE	Dept Req TOTAL DOLLARS	Dept Req TOTAL FTE	Dept Req One-Time DOLLARS
							0		
							0	0.0	
Total PS	<u>0</u>	<u>0.0</u>	<u>0</u>	<u>0.0</u>	<u>0</u>	<u>0.0</u>	<u>0</u>	<u>0.0</u>	<u>0</u>
Building Lease Payments (680)	250,101						250,101		110,103
							0		
Total EE	<u>250,101</u>		<u>0</u>		<u>0</u>		<u>250,101</u>		<u>110,103</u>
Program Distributions							0		
Total PSD	<u>0</u>		<u>0</u>		<u>0</u>		<u>0</u>		<u>0</u>
Transfers							0		
Total TRF	<u>0</u>		<u>0</u>		<u>0</u>		<u>0</u>		<u>0</u>
Grand Total	<u>250,101</u>	<u>0.0</u>	<u>0</u>	<u>0.0</u>	<u>0</u>	<u>0.0</u>	<u>250,101</u>	<u>0.0</u>	<u>110,103</u>

NEW DECISION ITEM

RANK: _____ OF _____

Department: Office of Administration				Budget Unit <u>33926C</u>					
Division: Facilities Management, Design and Construction									
DI Name: OA Rock Bridge Treatment - Operations				DI# 6314005		HB Section <u>13.010</u>			
Budget Object Class/Job Class	Gov Rec GR DOLLARS	Gov Rec GR FTE	Gov Rec FED DOLLARS	Gov Rec FED FTE	Gov Rec OTHER DOLLARS	Gov Rec OTHER FTE	Gov Rec TOTAL DOLLARS	Gov Rec TOTAL FTE	Gov Rec One-Time DOLLARS
							0		
							0	0.0	
Total PS	<u>0</u>	<u>0.0</u>	<u>0</u>	<u>0.0</u>	<u>0</u>	<u>0.0</u>	<u>0</u>	<u>0.0</u>	<u>0</u>
							0		
							0		
							0		
Total EE	<u>0</u>		<u>0</u>		<u>0</u>		<u>0</u>		<u>0</u>
Program Distributions							0		
Total PSD	<u>0</u>		<u>0</u>		<u>0</u>		<u>0</u>		<u>0</u>
Transfers							0		
Total TRF	<u>0</u>		<u>0</u>		<u>0</u>		<u>0</u>		<u>0</u>
Grand Total	<u>0</u>	<u>0.0</u>	<u>0</u>	<u>0.0</u>	<u>0</u>	<u>0.0</u>	<u>0</u>	<u>0.0</u>	<u>0</u>

NEW DECISION ITEM

RANK: _____ OF _____

Department: Office of Administration	Budget Unit	33926C
Division: Facilities Management, Design and Construction		
DI Name: OA Rock Bridge Treatment - Operations	DI# 6314005	HB Section 13.010

6. PERFORMANCE MEASURES (If new decision item has an associated core, separately identify projected performance with & without additional funding.)

6a. Provide an activity measure(s) for the program.

6b. Provide a measure(s) of the program's quality.

6c. Provide a measure(s) of the program's impact.

6d. Provide a measure(s) of the program's efficiency.

7. STRATEGIES TO ACHIEVE THE PERFORMANCE MEASUREMENT TARGETS:

NEW DECISION ITEM
RANK: _____ **OF** _____

Department: Office of Administration	Budget Unit 33926C
Division: Facilities Management, Design & Construction	
DI Name: OA Lab Campus - Operations DI# 6314006	HB Section 13.010

1. AMOUNT OF REQUEST

FY 2024 Budget Request					FY 2024 Governor's Recommendation				
	GR	Federal	Other	Total		GR	Federal	Other	Total
PS	0	0	0	0	PS	0	0	0	0
EE	4,247,309	0	0	4,247,309	EE	1,726,107	0	0	1,726,107
PSD	0	0	0	0	PSD	0	0	0	0
TRF	0	0	0	0	TRF	0	0	0	0
Total	4,247,309	0	0	4,247,309	Total	1,726,107	0	0	1,726,107
FTE	0.00	0.00	0.00	0.00	FTE	0.00	0.00	0.00	0.00
Est. Fringe	0	0	0	0	Est. Fringe	0	0	0	0
<i>Note: Fringes budgeted in House Bill 5 except for certain fringes budgeted directly to MoDOT, Highway Patrol, and Conservation.</i>					<i>Note: Fringes budgeted in House Bill 5 except for certain fringes budgeted directly to MoDOT, Highway Patrol, and Conservation.</i>				
Other Funds:					Other Funds:				
Non-Counts:					Non-Counts:				

2. THIS REQUEST CAN BE CATEGORIZED AS:

<input type="checkbox"/> New Legislation	<input type="checkbox"/> New Program	<input type="checkbox"/> Fund Switch
<input type="checkbox"/> Federal Mandate	<input type="checkbox"/> Program Expansion	<input type="checkbox"/> Cost to Continue
<input type="checkbox"/> GR Pick-Up	<input type="checkbox"/> Space Request	<input type="checkbox"/> Equipment Replacement
<input type="checkbox"/> Pay Plan	<input checked="" type="checkbox"/> Other: ARPA Construction Building - Ongoing Operational Expenses	

3. WHY IS THIS FUNDING NEEDED? PROVIDE AN EXPLANATION FOR ITEMS CHECKED IN #2. INCLUDE THE FEDERAL OR STATE STATUTORY OR CONSTITUTIONAL AUTHORIZATION FOR THIS PROGRAM.

On March 11, 2021, the American Rescue Plan Act (ARPA) was signed into law. In the FY2023 budget, one of the ARPA projects included in House Bill 3020, Section 135 & Section 610 was for the design and construction of a multi-agency laboratory campus. FMDC is requesting additional authority in order to have the necessary funding available to cover all operating costs of this new laboratory campus.

NEW DECISION ITEM

RANK: _____ OF _____

Department: Office of Administration	Budget Unit 33926C
Division: Facilities Management, Design & Construction	
DI Name: OA Lab Campus - Operations DI# 6314006	HB Section 13.010

4. DESCRIBE THE DETAILED ASSUMPTIONS USED TO DERIVE THE SPECIFIC REQUESTED AMOUNT. (How did you determine that the requested number of FTE were appropriate? From what source or standard did you derive the requested levels of funding? Were alternatives such as outsourcing or automation considered? If based on new legislation, does request tie to TAFP fiscal note? If not, explain why. Detail which portions of the request are one-times and how those amounts were calculated.)

FMDC needs additional authority to be able to cover all operating costs at this new multi-agency laboratory campus. This laboratory will be approximately 260,000 square feet. Based on other state-owned locations within that area, FMDC determined that the cost per square foot for this facility to \$15.45 per square foot. The total operating costs of this new facility would cost \$4,017,000 per fiscal year. FMDC anticipates the need for 9 FTE but at this time is only asking for 3 FTE during construction. FMDC anticipates a one time start-up cost of \$230,309 for supplies, system furniture and equipment. There is a corresponding NDI in HB5.

5. BREAK DOWN THE REQUEST BY BUDGET OBJECT CLASS, JOB CLASS, AND FUND SOURCE. IDENTIFY ONE-TIME COSTS.

Budget Object Class/Job Class	Dept Req GR DOLLARS	Dept Req GR FTE	Dept Req FED DOLLARS	Dept Req FED FTE	Dept Req OTHER DOLLARS	Dept Req OTHER FTE	Dept Req TOTAL DOLLARS	Dept Req TOTAL FTE	Dept Req One-Time DOLLARS
							0	0.0	
							0	0.0	
							0	0.0	
Total PS	0	0.0	0	0.0	0	0.0	0	0.0	0
Building Lease Payments (680)	4,247,309						4,247,309		230,309
							0		
Total EE	4,247,309		0		0		4,247,309		230,309
Program Distributions							0		
Total PSD	0		0		0		0		0
Transfers									
Total TRF	0		0		0		0		0
Grand Total	4,247,309	0.0	0	0.0	0	0.0	4,247,309	0.0	230,309

NEW DECISION ITEM

RANK: _____ OF _____

Department: Office of Administration		Budget Unit		<u>33926C</u>					
Division: Facilities Management, Design & Construction		HB Section		<u>13.010</u>					
DI Name: OA Lab Campus - Operations		DI# 6314006							
Budget Object Class/Job Class	Gov Rec GR DOLLARS	Gov Rec GR FTE	Gov Rec FED DOLLARS	Gov Rec FED FTE	Gov Rec OTHER DOLLARS	Gov Rec OTHER FTE	Gov Rec TOTAL DOLLARS	Gov Rec TOTAL FTE	Gov Rec One-Time DOLLARS
							0		
							0	0.0	
Total PS	<u>0</u>	<u>0.0</u>	<u>0</u>	<u>0.0</u>	<u>0</u>	<u>0.0</u>	<u>0</u>	<u>0.0</u>	<u>0</u>
Building Lease Payments (680)	1,726,107						1,726,107		76,770
							0		
							0		
							0		
Total EE	<u>1,726,107</u>		<u>0</u>		<u>0</u>		<u>1,726,107</u>		<u>76,770</u>
Program Distributions							0		
Total PSD	<u>0</u>		<u>0</u>		<u>0</u>		<u>0</u>		<u>0</u>
Transfers							0		
Total TRF	<u>0</u>		<u>0</u>		<u>0</u>		<u>0</u>		<u>0</u>
Grand Total	<u><u>1,726,107</u></u>	<u><u>0.0</u></u>	<u><u>0</u></u>	<u><u>0.0</u></u>	<u><u>0</u></u>	<u><u>0.0</u></u>	<u><u>1,726,107</u></u>	<u><u>0.0</u></u>	<u><u>76,770</u></u>

NEW DECISION ITEM

RANK: _____ OF _____

Department: Office of Administration	Budget Unit	33926C
Division: Facilities Management, Design & Construction		
DI Name: OA Lab Campus - Operations	DI# 6314006	HB Section 13.010

6. PERFORMANCE MEASURES (If new decision item has an associated core, separately identify projected performance with & without additional funding.)

6a. Provide an activity measure(s) for the program.

6b. Provide a measure(s) of the program's quality.

6c. Provide a measure(s) of the program's impact.

6d. Provide a measure(s) of the program's efficiency.

7. STRATEGIES TO ACHIEVE THE PERFORMANCE MEASUREMENT TARGETS:

--

NEW DECISION ITEM

RANK: _____ OF _____

Department: Office of Administration	Budget Unit	33925C
Division: Accounting		
DI Name: MOVERS (ERP) Implementation Space DI# 6314007	HB Section	13.005

1. AMOUNT OF REQUEST

	FY 2024 Budget Request			
	GR	Federal	Other	Total
PS	0	0	0	0
EE	325,000	0	0	325,000
PSD	0	0	0	0
TRF	0	0	0	0
Total	325,000	0	0	325,000
FTE	0.00	0.00	0.00	0.00

Est. Fringe	0	0	0	0
--------------------	---	---	---	---

Note: Fringes budgeted in House Bill 5 except for certain fringes budgeted directly to MoDOT, Highway Patrol, and Conservation.

Other Funds:

Non-Counts:

	FY 2024 Governor's Recommendation			
	GR	Federal	Other	Total
PS	0	0	0	0
EE	425,000	0	0	425,000
PSD	0	0	0	0
TRF	0	0	0	0
Total	425,000	0	0	425,000
FTE	0.00	0.00	0.00	0.00

Est. Fringe	0	0	0	0
--------------------	---	---	---	---

Note: Fringes budgeted in House Bill 5 except for certain fringes budgeted directly to MoDOT, Highway Patrol, and Conservation.

Other Funds:

Non-Counts:

2. THIS REQUEST CAN BE CATEGORIZED AS:

<input type="checkbox"/> New Legislation	<input type="checkbox"/> New Program	<input type="checkbox"/> Fund Switch
<input type="checkbox"/> Federal Mandate	<input type="checkbox"/> Program Expansion	<input type="checkbox"/> Cost to Continue
<input type="checkbox"/> GR Pick-Up	<input checked="" type="checkbox"/> Space Request	<input type="checkbox"/> Equipment Replacement
<input type="checkbox"/> Pay Plan	<input type="checkbox"/> Other: _____	

3. WHY IS THIS FUNDING NEEDED? PROVIDE AN EXPLANATION FOR ITEMS CHECKED IN #2. INCLUDE THE FEDERAL OR STATE STATUTORY OR CONSTITUTIONAL AUTHORIZATION FOR THIS PROGRAM.

This request is for office space that will house the staff working on the MOVERS (ERP) project. In order for the project to be successful, staff need to work in close proximity. The space identified will allow for collaboration between all team members.

NEW DECISION ITEM

RANK: _____ OF _____

Department: Office of Administration	Budget Unit 33925C
Division: Accounting	
DI Name: MOVERS (ERP) Implementation Space DI# 6314007	HB Section 13.005

4. DESCRIBE THE DETAILED ASSUMPTIONS USED TO DERIVE THE SPECIFIC REQUESTED AMOUNT. (How did you determine that the requested number of FTE were appropriate? From what source or standard did you derive the requested levels of funding? Were alternatives such as outsourcing or automation considered? If based on new legislation, does request tie to TAFP fiscal note? If not, explain why. Detail which portions of the request are one-times and how those amounts were calculated.)

The space is approximately \$10 per square foot for an estimated 25,000 square feet. In the event space modifications are required, \$75,000 has been included in the request as a one-time expense.

5. BREAK DOWN THE REQUEST BY BUDGET OBJECT CLASS, JOB CLASS, AND FUND SOURCE. IDENTIFY ONE-TIME COSTS.

	Dept Req GR DOLLARS	Dept Req GR FTE	Dept Req FED DOLLARS	Dept Req FED FTE	Dept Req OTHER DOLLARS	Dept Req OTHER FTE	Dept Req TOTAL DOLLARS	Dept Req TOTAL FTE	Dept Req One-Time DOLLARS
Total PS	0	0.0	0	0.0	0	0.0	0	0.0	0
640 - Property & Improvements	75,000						75,000		75,000
680 - Building Lease Payments	250,000						250,000		
Total EE	325,000		0		0		325,000		75,000
Program Distributions							0		
Total PSD	0		0		0		0		0
Transfers							0		
Total TRF	0		0		0		0		0
Grand Total	325,000	0.0	0	0.0	0	0.0	325,000	0.0	75,000

NEW DECISION ITEM

RANK: _____ OF _____

Department: Office of Administration	Budget Unit 33925C
Division: Accounting	
DI Name: MOVERS (ERP) Implementation Space DI# 6314007	HB Section 13.005

Budget Object Class/Job Class	Gov Rec GR DOLLARS	Gov Rec GR FTE	Gov Rec FED DOLLARS	Gov Rec FED FTE	Gov Rec OTHER DOLLARS	Gov Rec OTHER FTE	Gov Rec TOTAL DOLLARS	Gov Rec TOTAL FTE	Gov Rec One-Time DOLLARS
							0		
							0	0.0	
Total PS	<u>0</u>	<u>0.0</u>	<u>0</u>	<u>0.0</u>	<u>0</u>	<u>0.0</u>	<u>0</u>	<u>0.0</u>	<u>0</u>
640 - Property & Improvements	75,000						75,000		75,000
680 - Building Lease Payments	350,000						350,000		P[
							0		
Total EE	<u>425,000</u>		<u>0</u>		<u>0</u>		<u>425,000</u>		<u>75,000</u>
Program Distributions							0		
Total PSD	<u>0</u>		<u>0</u>		<u>0</u>		<u>0</u>		<u>0</u>
Transfers							0		
Total TRF	<u>0</u>		<u>0</u>		<u>0</u>		<u>0</u>		<u>0</u>
Grand Total	<u>425,000</u>	<u>0.0</u>	<u>0</u>	<u>0.0</u>	<u>0</u>	<u>0.0</u>	<u>425,000</u>	<u>0.0</u>	<u>75,000</u>

NEW DECISION ITEM

RANK: _____ **OF** _____

Department: Office of Administration	Budget Unit 33925C
Division: Accounting	
DI Name: MOVERS (ERP) Implementation Space DI# 6314007	HB Section 13.005

6. PERFORMANCE MEASURES (If new decision item has an associated core, separately identify projected performance with & without additional funding.)

6a. Provide an activity measure(s) for the program.

Completion of the MOVERS system on time and on budget due to team members having the ability to work in close proximity.

6b. Provide a measure(s) of the program's quality.

The final result of having MOVERS team members in one location, will be a superior quality product.

6c. Provide a measure(s) of the program's impact.

The ability to have all MOVERS team members collaborating in one space is very important for the success of this statewide system.

6d. Provide a measure(s) of the program's efficiency.

Being in one location will allow the MOVERS team members to be more efficient with their time and resources.

7. STRATEGIES TO ACHIEVE THE PERFORMANCE MEASUREMENT TARGETS:

In order to allow for the most productive team setting, working space must be provided to allow all MOVERS' team members to be in close proximity.

NEW DECISION ITEM
RANK: _____ OF _____

Department: Office of Administration	Budget Unit <u>Multiple</u>
Division: Facilities Management, Design & Construction	
DI Name: OA Essential Services DI# 6314008	HB Section <u>13.005, 13.010, and 13.015</u>

1. AMOUNT OF REQUEST

FY 2024 Budget Request					FY 2024 Governor's Recommendation				
	GR	Federal	Other	Total		GR	Federal	Other	Total
PS	0	0	0	0	PS	0	0	0	0
EE	9,949,112	2,396,965	2,127,649	14,473,726	EE	9,949,112	2,396,965	2,127,649	14,473,726
PSD	0	0	0	0	PSD	0	0	0	0
TRF	0	0	0	0	TRF	0	0	0	0
Total	9,949,112	2,396,965	2,127,649	14,473,726	Total	9,949,112	2,396,965	2,127,649	14,473,726
FTE	0.00	0.00	0.00	0.00	FTE	0.00	0.00	0.00	0.00
Est. Fringe	<u>0</u>	<u>0</u>	<u>0</u>	<u>0</u>	Est. Fringe	<u>0</u>	<u>0</u>	<u>0</u>	<u>0</u>
<i>Note: Fringes budgeted in House Bill 5 except for certain fringes budgeted directly to MoDOT, Highway Patrol, and Conservation.</i>					<i>Note: Fringes budgeted in House Bill 5 except for certain fringes budgeted directly to MoDOT, Highway Patrol, and Conservation.</i>				
Other Funds:					Other Funds:				
Non-Counts:					Non-Counts:				

2. THIS REQUEST CAN BE CATEGORIZED AS:

<input type="checkbox"/> New Legislation	<input type="checkbox"/> New Program	<input type="checkbox"/> Fund Switch
<input type="checkbox"/> Federal Mandate	<input type="checkbox"/> Program Expansion	<input type="checkbox"/> Cost to Continue
<input type="checkbox"/> GR Pick-Up	<input type="checkbox"/> Space Request	<input type="checkbox"/> Equipment Replacement
<input type="checkbox"/> Pay Plan	<input checked="" type="checkbox"/> Other: <u>Essential Services - State-Owned, Institutional & Leased Facilities</u>	

3. WHY IS THIS FUNDING NEEDED? PROVIDE AN EXPLANATION FOR ITEMS CHECKED IN #2. INCLUDE THE FEDERAL OR STATE STATUTORY OR CONSTITUTIONAL AUTHORIZATION FOR THIS PROGRAM.

FMDC is contractually obligated to maintain clean, safe and secure facilities and to ensure they are adequately served by all necessary utilities as stated in RSMo Section 8.110. FMDC is requesting additional authority in order to have the necessary funding available to cover all essential service's costs of operations in state-owned, leased and institutional facilities.

NEW DECISION ITEM

RANK: _____ **OF** _____

Department: Office of Administration		Budget Unit <u>Multiple</u>	
Division: Facilities Management, Design & Construction			
DI Name: OA Essential Services	DI# 6314008	HB Section	<u>13.005, 13.010, and 13.015</u>

4. DESCRIBE THE DETAILED ASSUMPTIONS USED TO DERIVE THE SPECIFIC REQUESTED AMOUNT. (How did you determine that the requested number of FTE were appropriate? From what source or standard did you derive the requested levels of funding? Were alternatives such as outsourcing or automation considered? If based on new legislation, does request tie to TAFP fiscal note? If not, explain why. Detail which portions of the request are one-times and how those amounts were calculated.)

On average, FMDC pays \$0.08 per square foot to janitorial contractors to maintain state-owned facilities and \$0.09 to maintain leased facilities. For our facilities to be maintained to a higher standard, FMDC is requesting additional authority to obtain higher quality janitorial contractors. FMDC has also seen a consistent escalation in utility prices and security contracts ranging from 10-15% increase per the few fiscal years. Security vendors are moving to cellphone/web-based security instead of using landline phone systems.

FMDC is requesting additional funding to cover all necessary contractual obligations to maintain all facilities. There is a corresponding NDI in HB5.

5. BREAK DOWN THE REQUEST BY BUDGET OBJECT CLASS, JOB CLASS, AND FUND SOURCE. IDENTIFY ONE-TIME COSTS.

	Dept Req	Dept Req	Dept Req	Dept Req	Dept Req	Dept Req	Dept Req	Dept Req	Dept Req
Budget Object Class/Job Class	GR DOLLARS	GR FTE	FED DOLLARS	FED FTE	OTHER DOLLARS	OTHER FTE	TOTAL DOLLARS	TOTAL FTE	One-Time DOLLARS
Total PS	0	0.0	0	0.0	0	0.0	0	0.0	0
Fuel & Utilities (180)	496,640		207,041		219,307		922,988		
Housekeep & Janitor (420)	1,889,541		787,712		456,638		3,133,891		
Building Lease Payments (680)	7,562,931		1,402,212		1,451,704		10,416,847		
Total EE	9,949,112		2,396,965		2,127,649		14,473,726		0
Program Distributions							0		
Total PSD	0		0		0		0		0
Transfers							0		
Total TRF	0		0		0		0		0
Grand Total	9,949,112	0.0	2,396,965	0.0	2,127,649	0.0	14,473,726	0.0	0

RANK: _____ **OF** _____

195

NEW DECISION ITEM

RANK: _____ **OF** _____

Department: Office of Administration	Budget Unit Multiple
Division: Facilities Management, Design & Construction	
DI Name: OA Essential Services DI# 6314008	HB Section 13.005, 13.010, and 13.015

6. PERFORMANCE MEASURES (If new decision item has an associated core, separately identify projected performance with & without additional funding.)

6a. Provide an activity measure(s) for the program.

6b. Provide a measure(s) of the program's quality.

6c. Provide a measure(s) of the program's impact.

6d. Provide a measure(s) of the program's efficiency.

7. STRATEGIES TO ACHIEVE THE PERFORMANCE MEASUREMENT TARGETS:

NEW DECISION ITEM
RANK: _____ OF _____

Department of Natural Resources	Budget Unit	34088C
Division of Environmental Quality		
Kansas City Regional Office (KCRO) Relocation DI# 6314009	HB Section	13.005

1. AMOUNT OF REQUEST

FY 2024 Budget Request					FY 2024 Governor's Recommendation				
	GR	Federal	Other	Total		GR	Federal	Other	Total
PS	0	0	0	0	PS	0	0	0	0
EE	109,509	0	0	109,509	EE	48,000	0	0	48,000
PSD	0	0	0	0	PSD	0	0	0	0
TRF	0	0	0	0	TRF	0	0	0	0
Total	109,509	0	0	109,509	Total	48,000	0	0	48,000
FTE	0.00	0.00	0.00	0.00	FTE	0.00	0.00	0.00	0.00
Est. Fringe	0	0	0	0	Est. Fringe	0	0	0	0
<i>Note: Fringes budgeted in House Bill 5 except for certain fringes budgeted directly to MoDOT, Highway Patrol, and Conservation.</i>					<i>Note: Fringes budgeted in House Bill 5 except for certain fringes budgeted directly to MoDOT, Highway Patrol, and Conservation.</i>				
Other Funds: Not applicable									
Non-Counts: Not applicable									

2. THIS REQUEST CAN BE CATEGORIZED AS:

<input type="checkbox"/> New Legislation	<input type="checkbox"/> New Program	<input type="checkbox"/> Fund Switch
<input type="checkbox"/> Federal Mandate	<input type="checkbox"/> Program Expansion	<input type="checkbox"/> Cost to Continue
<input type="checkbox"/> GR Pick-Up	<input checked="" type="checkbox"/> Space Request	<input type="checkbox"/> Equipment Replacement
<input type="checkbox"/> Pay Plan	<input type="checkbox"/> Other: _____	

NEW DECISION ITEM
RANK: _____ **OF** _____

Department of Natural Resources	Budget Unit	34088C
Division of Environmental Quality		
Kansas City Regional Office (KCRO) Relocation	DI# 6314009	HB Section
		13.005

3. WHY IS THIS FUNDING NEEDED? PROVIDE AN EXPLANATION FOR ITEMS CHECKED IN #2. INCLUDE THE FEDERAL OR STATE STATUTORY OR CONSTITUTIONAL AUTHORIZATION FOR THIS PROGRAM.

The Department's Kansas City Regional Office (KCRO) has a lease that will expire December 31, 2022. The landlord is not renewing the lease, and our team members will have to relocate in FY 2023, either temporarily or until we can find permanent space. The landlord has recently agreed to a 90 day minimum extension, but additional month-to-month extensions after those 90 days is not guaranteed. The landlord currently has the building up for sale, which increases the level of uncertainty to negotiate a monthly lease at the existing site.

It is estimated that a new location will have a higher rent. This decision item is a placeholder to account for the higher rent. Amounts may be updated as better information becomes available. The state is currently working with the Office of Administration and is in negotiations for a lease at a new location.

The new office space will provide team members with a healthier and safer working environment and will provide the general public a healthier and safer location to engage with the agency. The new facility will also provide sufficient space for housing field sampling equipment needed for conducting inspections and responding to environmental emergencies. Housing the field equipment separate from the office space will nearly eliminate contamination of the office space from the field equipment, providing a healthier work environment. Dedicated storage space will enhance security for, and require less maintenance of, field equipment.

The new facility will reduce the Department's overall office square footage, while providing for the Department's current needs of less conference room space, but a larger, more functional laboratory and field equipment storage. The new laboratory will be constructed appropriately and with lab-grade materials to meet the Department's needs. The current facility has long-standing issues with a leaking roof and mold.

NEW DECISION ITEM

RANK: _____ **OF** _____

Department of Natural Resources	Budget Unit	34088C
Division of Environmental Quality		
Kansas City Regional Office (KCRO) Relocation	DI# 6314009	HB Section
		13.005

4. DESCRIBE THE DETAILED ASSUMPTIONS USED TO DERIVE THE SPECIFIC REQUESTED AMOUNT. (How did you determine that the requested number of FTE were appropriate? From what source or standard did you derive the requested levels of funding? Were alternatives such as outsourcing or automation considered? If based on new legislation, does request tie to TAFP fiscal note? If not, explain why. Detail which portions of the request are one-times and how those amounts were calculated.)

The Department is requesting expense and equipment authority. Cost estimates include additional utility, janitorial, and rent authority (above the amounts currently paid at the Department's existing leased facility in the Kansas City Region), as well as property and improvements at the anticipated new location.

	Dept Request			Gov Rec		
	Current Costs	Estimated Potential Costs	Difference (NDI Request)	Current Costs	Estimated Potential Costs	Difference (NDI Request)
rent	\$202,920	\$293,750	\$90,830	\$202,920	\$250,920	\$48,000
utilities/janitorial	\$39,249	\$57,928	\$18,679	\$39,249	\$39,249	\$0
property & improvements	\$0	\$0	\$0	\$0	\$0	\$0
total	\$242,169	\$351,678	<u>\$109,509</u>	\$242,169	\$290,169	<u>\$48,000</u>

NEW DECISION ITEM
RANK: _____ OF _____

Department of Natural Resources		Budget Unit	<u>34088C</u>	
Division of Environmental Quality				
Kansas City Regional Office (KCRO) Relocation	DI# 6314009	HB Section	<u>13.005</u>	

5. BREAK DOWN THE REQUEST BY BUDGET OBJECT CLASS, JOB CLASS, AND FUND SOURCE. IDENTIFY ONE-TIME COSTS.									
	Dept Req GR DOLLARS	Dept Req GR FTE	Dept Req FED DOLLARS	Dept Req FED FTE	Dept Req OTHER DOLLARS	Dept Req OTHER FTE	Dept Req TOTAL DOLLARS	Dept Req TOTAL FTE	Dept Req One-Time DOLLARS
							0	0.0	
							0	0.0	
Total PS	0	0.0	0	0.0	0	0.0	0	0.0	0
180/Fuel & Utilities	9,340		0				9,340		0
420/Janitorial Services	9,339		0				9,339		0
640/Property & Improvements	0						0		0
680/Rent	90,830		0				90,830		0
Total EE	109,509		0		0		109,509		0
Program Distributions									
Total PSD	0		0		0		0		0
Transfers									
Total TRF	0		0		0		0		0
Grand Total	109,509	0.0	0	0.0	0	0.0	109,509	0.0	0

NEW DECISION ITEM
RANK: _____ OF _____

Department of Natural Resources			Budget Unit		34088C				
Division of Environmental Quality									
Kansas City Regional Office (KCRO) Relocation			DI# 6314009		HB Section		13.005		
Budget Object Class/Job Class	Gov Rec GR DOLLARS	Gov Rec GR FTE	Gov Rec FED DOLLARS	Gov Rec FED FTE	Gov Rec OTHER DOLLARS	Gov Rec OTHER FTE	Gov Rec TOTAL DOLLARS	Gov Rec TOTAL FTE	Gov Rec One-Time DOLLARS
							0		
							0	0.0	
Total PS	0	0.0	0	0.0	0	0.0	0	0.0	0
180/Fuel & Utilities	0						0		
420/Janitorial Services	0						0		
640/Property & Improvements	0						0		
680/Rent	48,000						48,000		
Total EE	48,000		0		0		48,000		0
Program Distributions							0		
Total PSD	0		0		0		0		0
Transfers							0		
Total TRF	0		0		0		0		0
Grand Total	48,000	0.0	0	0.0	0	0.0	48,000	0.0	0

NEW DECISION ITEM
RANK: _____ **OF** _____

Department of Natural Resources	Budget Unit	34088C
Division of Environmental Quality		
Kansas City Regional Office (KCRO) Relocation	DI# 6314009	HB Section
		13.005

6. PERFORMANCE MEASURES (If new decision item has an associated core, separately identify projected performance with & without additional funding.)

6a. Provide and activity measure(s) for the program.

Safe and efficient relocation of team members and equipment.

6b. Provide a measure(s) of the programs' quality.

Completion of the relocation meets all planned specifications.

6c. Provide a measure(s) of the program's impact.

Healthier and safer working environment for team members and a healthier and safer location for the general public to engage with the agency.
Improved laboratory facilities.

6d. Provide a measure(s) of the program's effectiveness.

Permanent relocation of the Department's KCRO is completed timely and within budget.

7. STRATEGIES TO ACHIEVE THE PERFORMANCE MEASUREMENT TARGETS:

Continue to coordinate with Office of Administration, Facilities Management, Design and Construction and new potential lessor as needed to secure new space in the Kansas City region.

NEW DECISION ITEM
RANK: _____ **OF** _____

Department: Office of Administration	Budget Unit 33927C
Division: Facilities Management, Design and Construction	
DI Name: Statewide Structural Modifications DI# 6314010	HB Section 13.005 and 13.010

1. AMOUNT OF REQUEST

	FY 2024 Budget Request			
	GR	Federal	Other	Total
PS	0	0	0	0
EE	2,823,666	0	0	2,823,666
PSD	0	0	0	0
TRF	0	0	0	0
Total	2,823,666	0	0	2,823,666

FTE 0.00 0.00 0.00 0.00

Est. Fringe	0	0	0	0
--------------------	---	---	---	---

Note: Fringes budgeted in House Bill 5 except for certain fringes budgeted directly to MoDOT, Highway Patrol, and Conservation.

Other Funds:
Non-Counts:

	FY 2024 Governor's Recommendation			
	GR	Federal	Other	Total
PS	0	0	0	0
EE	0	0	0	0
PSD	0	0	0	0
TRF	0	0	0	0
Total	0	0	0	0

FTE 0.00 0.00 0.00 0.00

Est. Fringe	0	0	0	0
--------------------	---	---	---	---

Note: Fringes budgeted in House Bill 5 except for certain fringes budgeted directly to MoDOT, Highway Patrol, and Conservation.

Other Funds:
Non-Counts:

2. THIS REQUEST CAN BE CATEGORIZED AS:

<input type="checkbox"/> New Legislation	<input type="checkbox"/> New Program	<input type="checkbox"/> Fund Switch
<input type="checkbox"/> Federal Mandate	<input type="checkbox"/> Program Expansion	<input type="checkbox"/> Cost to Continue
<input type="checkbox"/> GR Pick-Up	<input type="checkbox"/> Space Request	<input type="checkbox"/> Equipment Replacement
<input type="checkbox"/> Pay Plan	<input checked="" type="checkbox"/> Other: Structural Modifications - State-Owned & Leased Facilities	

3. WHY IS THIS FUNDING NEEDED? PROVIDE AN EXPLANATION FOR ITEMS CHECKED IN #2. INCLUDE THE FEDERAL OR STATE STATUTORY OR CONSTITUTIONAL AUTHORIZATION FOR THIS PROGRAM.

Building modifications are regularly requested of FMDC in both state-owned and leased locations for updates to existing floor plans due to changes in agency staffing and programmatic needs. Examples of these requests include office remodels, accessibility enhancements for team members, conference room/cubicle construction, secured lobby areas, electrical/data wiring moves, etc.

NEW DECISION ITEM
RANK: _____ OF _____

Department:	Office of Administration	Budget Unit	33927C
Division:	Facilities Management, Design and Construction		
DI Name:	Statewide Structural Modifications	DI# 6314010	HB Section
			13.005 and 13.010

4. DESCRIBE THE DETAILED ASSUMPTIONS USED TO DERIVE THE SPECIFIC REQUESTED AMOUNT. (How did you determine that the requested number of FTE were appropriate? From what source or standard did you derive the requested levels of funding? Were alternatives such as outsourcing or automation considered? If based on new legislation, does request tie to TAFP fiscal note? If not, explain why. Detail which portions of the request are one-times and how those amounts were calculated.)

Previous year's expenditures, for these types modifications, from fiscal year 2018 thru 2022 were used to determine an average yearly expense. Based on these numbers, we can see that in the COVID years (FY2020 and FY2021) these expenditures were considerably lower than in previous years. In December FY2022, all structural modification were deferred due to deficiency in funding. FMDC is requesting \$1,475,524 for use on state-owned facilities and \$1,265,900 on leased facilities.

5. BREAK DOWN THE REQUEST BY BUDGET OBJECT CLASS, JOB CLASS, AND FUND SOURCE. IDENTIFY ONE-TIME COSTS.

Budget Object Class/Job Class	Dept Req GR DOLLARS	Dept Req GR FTE	Dept Req FED DOLLARS	Dept Req FED FTE	Dept Req OTHER DOLLARS	Dept Req OTHER FTE	Dept Req TOTAL DOLLARS	Dept Req TOTAL FTE	Dept Req One-Time DOLLARS
							0		
							0	0.0	
Total PS	0	0.0	0	0.0	0	0.0	0	0.0	0
Lease-Professional Services (400)	651,938						651,938		
Lease-Property & Improvements (640)	651,938						651,938		
State-Owned-Professional Servc (400)	759,895						759,895		
State-Owned-Property & Improve (640)	759,895						759,895		
Total EE	2,823,666		0		0		2,823,666		0
Program Distributions							0		
Total PSD	0		0		0		0		0
Transfers									
Total TRF	0		0		0		0		0
Grand Total	2,823,666	0.0	0	0.0	0	0.0	2,823,666	0.0	0

NEW DECISION ITEM
RANK: _____ OF _____

Department:	Office of Administration	Budget Unit	33927C
Division:	Facilities Management, Design and Construction		
DI Name:	Statewide Structural Modifications	DI# 6314010	HB Section
			13.005 and 13.010


Budget Object Class/Job Class	Gov Rec GR DOLLARS	Gov Rec GR FTE	Gov Rec FED DOLLARS	Gov Rec FED FTE	Gov Rec OTHER DOLLARS	Gov Rec OTHER FTE	Gov Rec TOTAL DOLLARS	Gov Rec TOTAL FTE	Gov Rec One-Time DOLLARS
							0		
							0	0.0	
Total PS	0	0.0	0	0.0	0	0.0	0	0.0	0
Lease-Professional Services (400)	0						0		
Lease-Property & Improvements (640)	0						0		
State-Owned-Professional Servc (400)	0						0		
State-Owned-Property & Improve (640)	0						0		
Total EE	0		0		0		0		0
Program Distributions							0		
Total PSD	0		0		0		0		0
Transfers									
Total TRF	0		0		0		0		0
Grand Total	0	0.0	0	0.0	0	0.0	0	0.0	0

NEW DECISION ITEM
RANK: _____ **OF** _____


Department:	Office of Administration	Budget Unit	33927C
Division:	Facilities Management, Design and Construction		
DI Name:	Statewide Structural Modifications	DI#	6314010
		HB Section	13.005 and 13.010

6. PERFORMANCE MEASURES (If new decision item has an associated core, separately identify projected performance with & without additional funding.)

6a. Provide an activity measure(s) for the program.



6a. Provide an activity measure(s) for the program.



*Projected amount was determined by the average expenses of the last 5 years with a construction escalation cost of 60%.

7. STRATEGIES TO ACHIEVE THE PERFORMANCE MEASUREMENT TARGETS:

NEW DECISION ITEM

RANK: _____ OF _____

Department: Economic Development	Budget Unit	34153C
Division: Business and Community Solutions		
DI Name: HSTB Suite 770 Renovations	DI# 6314011	HB Section 13.010

1. AMOUNT OF REQUEST

	FY 2024 Budget Request			
	GR	Federal	Other	Total
PS	0	0	0	0
EE	490,464	0	0	490,464
PSD	0	0	0	0
TRF	0	0	0	0
Total	490,464	0	0	490,464
FTE	0.00	0.00	0.00	0.00

Est. Fringe	0	0	0	0
-------------	---	---	---	---

Note: Fringes budgeted in House Bill 5 except for certain fringes budgeted directly to MoDOT, Highway Patrol, and Conservation.

Other Funds:

Non-Counts:

	FY 2024 Governor's Recommendation			
	GR	Federal	Other	Total
PS	0	0	0	0
EE	0	0	0	0
PSD	0	0	0	0
TRF	0	0	0	0
Total	0	0	0	0
FTE	0.00	0.00	0.00	0.00

Est. Fringe	0	0	0	0
-------------	---	---	---	---

Note: Fringes budgeted in House Bill 5 except for certain fringes budgeted directly to MoDOT, Highway Patrol, and Conservation.

Other Funds:

Non-Counts:

2. THIS REQUEST CAN BE CATEGORIZED AS:

<input type="checkbox"/> New Legislation	<input type="checkbox"/> New Program	<input type="checkbox"/> Fund Switch
<input type="checkbox"/> Federal Mandate	<input type="checkbox"/> Program Expansion	<input type="checkbox"/> Cost to Continue
<input type="checkbox"/> GR Pick-Up	<input type="checkbox"/> Space Request	<input type="checkbox"/> Equipment Replacement
<input type="checkbox"/> Pay Plan	<input checked="" type="checkbox"/> Other: Suite Renovations	

3. WHY IS THIS FUNDING NEEDED? PROVIDE AN EXPLANATION FOR ITEMS CHECKED IN #2. INCLUDE THE FEDERAL OR STATE STATUTORY OR CONSTITUTIONAL AUTHORIZATION FOR THIS PROGRAM.

The Department of Economic Development (DED) is requesting this funding in order for the Office of Administration/Facilities Management, Design and Construction (OA/FMDC) to make much needed renovations to Suite 770 in the Harry S Truman Building. This suite houses the teams that handle community and redevelopment programs, and the current layout of the suite is very segmented--physically reinforcing the silos between teams. The planned changes will improve collaboration between teams, ensure a more efficient layout of cubicles and shared resources and provide a larger conference space that will be used to host training workshops for staff and program participants. Opening up the space will necessitate changes to the HVAC, lighting and sprinklers.

NEW DECISION ITEM

RANK: _____ **OF** _____

Department: Economic Development	Budget Unit 34153C
Division: Business and Community Solutions	
DI Name: HSTB Suite 770 Renovations DI# 6314011	HB Section 13.010

4. DESCRIBE THE DETAILED ASSUMPTIONS USED TO DERIVE THE SPECIFIC REQUESTED AMOUNT. (How did you determine that the requested number of FTE were appropriate? From what source or standard did you derive the requested levels of funding? Were alternatives such as outsourcing or automation considered? If based on new legislation, does request tie to TAFP fiscal note? If not, explain why. Detail which portions of the request are one-times and how those amounts were calculated.)

DED received a bid from the OA/FMDC for this project that requires a new decision item.

5. BREAK DOWN THE REQUEST BY BUDGET OBJECT CLASS, JOB CLASS, AND FUND SOURCE. IDENTIFY ONE-TIME COSTS.

Budget Object Class/Job Class	Dept Req GR DOLLARS	Dept Req GR FTE	Dept Req FED DOLLARS	Dept Req FED FTE	Dept Req OTHER DOLLARS	Dept Req OTHER FTE	Dept Req TOTAL DOLLARS	Dept Req TOTAL FTE	Dept Req One-Time DOLLARS
							0		
							0	0.0	
Total PS	0	0.0	0	0.0	0	0.0	0	0.0	0
580/Office Equipment	180,248						180,248		180,248
640/Property & Improvements	310,216						310,216		310,216
							0		
Total EE	490,464		0		0		490,464		490,464
Program Distributions							0		
Total PSD	0		0		0		0		0
Transfers							0		
Total TRF	0		0		0		0		0
Grand Total	490,464	0.0	0	0.0	0	0.0	490,464	0.0	490,464

NEW DECISION ITEM

RANK: _____ OF _____

Department: Economic Development		Budget Unit		<u>34153C</u>					
Division: Business and Community Solutions		HB Section		<u>13.010</u>					
DI Name: HSTB Suite 770 Renovations		DI# 6314011							
Budget Object Class/Job Class	Gov Rec GR DOLLARS	Gov Rec GR FTE	Gov Rec FED DOLLARS	Gov Rec FED FTE	Gov Rec OTHER DOLLARS	Gov Rec OTHER FTE	Gov Rec TOTAL DOLLARS	Gov Rec TOTAL FTE	Gov Rec One-Time DOLLARS
							0		
							0	0.0	
Total PS	<u>0</u>	<u>0.0</u>	<u>0</u>	<u>0.0</u>	<u>0</u>	<u>0.0</u>	<u>0</u>	<u>0.0</u>	<u>0</u>
							0		
							0		
							0		
Total EE	<u>0</u>		<u>0</u>		<u>0</u>		<u>0</u>		<u>0</u>
Program Distributions							0		
Total PSD	<u>0</u>		<u>0</u>		<u>0</u>		<u>0</u>		<u>0</u>
Transfers							0		
Total TRF	<u>0</u>		<u>0</u>		<u>0</u>		<u>0</u>		<u>0</u>
Grand Total	<u>0</u>	<u>0.0</u>	<u>0</u>	<u>0.0</u>	<u>0</u>	<u>0.0</u>	<u>0</u>	<u>0.0</u>	<u>0</u>

NEW DECISION ITEM

RANK: _____ **OF** _____

Department: Economic Development	Budget Unit 34153C
Division: Business and Community Solutions	
DI Name: HSTB Suite 770 Renovations DI# 6314011	HB Section 13.010

6. PERFORMANCE MEASURES (If new decision item has an associated core, separately identify projected performance with & without additional funding.)

6a. Provide an activity measure(s) for the program.

This NDI will allow for improved communication and cooperation between DED team members.

6b. Provide a measure(s) of the program's quality.

This NDI will allow for improved communication and cooperation between DED team members, which will allow for better customer service.

6c. Provide a measure(s) of the program's impact.

This NDI will allow for improved communication and cooperation between DED team members, which will increase productivity of staff.

6d. Provide a measure(s) of the program's efficiency.

This NDI will allow for improved communication and cooperation between DED team members, which will provide for more efficiency throughout.

7. STRATEGIES TO ACHIEVE THE PERFORMANCE MEASUREMENT TARGETS:

By improving the layout in Suite 770 of the Harry S Truman Building, DED team members will be able to communicate more effectively and have more efficient access to shared resources, such as printers.

NEW DECISION ITEM

RANK: _____ OF _____

Department: Office of Administration	Budget Unit	Multiple
Division: Facilities Management, Design & Construction		
DI Name: Premises Maintenance	DI# 6314012	HB Section 13.005

1. AMOUNT OF REQUEST

	FY 2024 Budget Request			
	GR	Federal	Other	Total
PS	0	0	0	0
EE	3,624,721	1,328,432	691,522	5,644,675
PSD	0	0	0	0
TRF	0	0	0	0
Total	3,624,721	1,328,432	691,522	5,644,675

FTE 0.00 0.00 0.00 0.00

Est. Fringe 0 0 0 0

Note: Fringes budgeted in House Bill 5 except for certain fringes budgeted directly to MoDOT, Highway Patrol, and Conservation.

Other Funds:

Non-Counts:

	FY 2024 Governor's Recommendation			
	GR	Federal	Other	Total
PS	0	0	0	0
EE	3,624,721	1,328,432	691,522	5,644,675
PSD	0	0	0	0
TRF	0	0	0	0
Total	3,624,721	1,328,432	691,522	5,644,675

FTE 0.00 0.00 0.00 0.00

Est. Fringe 0 0 0 0

Note: Fringes budgeted in House Bill 5 except for certain fringes budgeted directly to MoDOT, Highway Patrol, and Conservation.

Other Funds:

Non-Counts:

2. THIS REQUEST CAN BE CATEGORIZED AS:

<input type="checkbox"/> New Legislation	<input type="checkbox"/> New Program	<input type="checkbox"/> Fund Switch
<input type="checkbox"/> Federal Mandate	<input type="checkbox"/> Program Expansion	<input type="checkbox"/> Cost to Continue
<input type="checkbox"/> GR Pick-Up	<input type="checkbox"/> Space Request	<input type="checkbox"/> Equipment Replacement
<input type="checkbox"/> Pay Plan	<input checked="" type="checkbox"/> Other: Updates to Standard Leasing Contracts	

3. WHY IS THIS FUNDING NEEDED? PROVIDE AN EXPLANATION FOR ITEMS CHECKED IN #2. INCLUDE THE FEDERAL OR STATE STATUTORY OR CONSTITUTIONAL AUTHORIZATION FOR THIS PROGRAM.

In an effort to address neglected or outdated office conditions across the state, FMDC has updated the standard leasing contract to require landlords to maintain the interior and exterior components of the facility to a specific standard during the entire duration of lease term. This includes specific updates such as requiring carpet be replaced every 10 years or sooner if there is damage, and painting touch-up annually with full repainting at least every 5 years.

These updated premises maintenance requirements ensure our facilities provide a clean and updated workspace for our staff, clients, and the citizens of Missouri. The Lessors are incorporating these contractual obligations of carpet and paint into their rental costs. During these updates, the State of Missouri is responsible for working with the lessor to allow for the facility improvements to occur by moving our modular systems furniture, files, equipment, and interior furniture for the projects. Our staffing limitations do not allow us to take on these projects statewide and require contractors to assist.

NEW DECISION ITEM

RANK: _____ **OF** _____

Department: Office of Administration	Budget Unit <u>Multiple</u>
Division: Facilities Management, Design & Construction	
DI Name: Premises Maintenance DI# 6314012	HB Section <u>13.005</u>

4. DESCRIBE THE DETAILED ASSUMPTIONS USED TO DERIVE THE SPECIFIC REQUESTED AMOUNT. (How did you determine that the requested number of FTE were appropriate? From what source or standard did you derive the requested levels of funding? Were alternatives such as outsourcing or automation considered? If based on new legislation, does request tie to TAFP fiscal note? If not, explain why. Detail which portions of the request are one-times and how those amounts were calculated.)

This request includes cost formulations based on FY22 lease renewals\establishments for services and contractual premise maintenance that included the updated contractual obligations. Based on this information, we are seeing an increase of approximately \$2.80 more per square foot in leased locations.

5. BREAK DOWN THE REQUEST BY BUDGET OBJECT CLASS, JOB CLASS, AND FUND SOURCE. IDENTIFY ONE-TIME COSTS.

Budget Object Class/Job Class	Dept Req GR DOLLARS	Dept Req GR FTE	Dept Req FED DOLLARS	Dept Req FED FTE	Dept Req OTHER DOLLARS	Dept Req OTHER FTE	Dept Req TOTAL DOLLARS	Dept Req TOTAL FTE	Dept Req One-Time DOLLARS
Total PS	0	0.0	0	0.0	0	0.0	0	0.0	0
Building Lease Payments (680)	3,624,721		1,328,432		691,522		5,644,675		
Total EE	3,624,721		1,328,432		691,522		5,644,675		0
Program Distributions							0		
Total PSD	0		0		0		0		0
Transfers									
Total TRF	0		0		0		0		0
Grand Total	3,624,721	0.0	1,328,432	0.0	691,522	0.0	5,644,675	0.0	0

NEW DECISION ITEM

RANK: _____ OF _____

Department: Office of Administration				Budget Unit		Multiple			
Division: Facilities Management, Design & Construction									
DI Name: Premises Maintenance		DI# 6314012		HB Section		13.005			
Budget Object Class/Job Class	Gov Rec GR DOLLARS	Gov Rec GR FTE	Gov Rec FED DOLLARS	Gov Rec FED FTE	Gov Rec OTHER DOLLARS	Gov Rec OTHER FTE	Gov Rec TOTAL DOLLARS	Gov Rec TOTAL FTE	Gov Rec One-Time DOLLARS
							0		
							0	0.0	
Total PS	0	0.0	0	0.0	0	0.0	0	0.0	0
							0		
Building Lease Payments (680)	3,624,721		1,328,432		691,522		5,644,675		
							0		
							0		
Total EE	3,624,721		1,328,432		691,522		5,644,675		0
Program Distributions							0		
Total PSD	0		0		0		0		0
Transfers							0		
Total TRF	0		0		0		0		0
Grand Total	3,624,721	0.0	1,328,432	0.0	691,522	0.0	5,644,675	0.0	0

NEW DECISION ITEM

RANK: _____ OF _____

Department: Office of Administration		Budget Unit	Multiple
Division: Facilities Management, Design & Construction			
DI Name: Premises Maintenance	DI# 6314012	HB Section	13.005

6. PERFORMANCE MEASURES (If new decision item has an associated core, separately identify projected performance with & without additional funding.)

6a. Provide an activity measure(s) for the program.

Leased property will be inspected to ensure compliance with contract terms.

6b. Provide a measure(s) of the program's quality.

By addressing neglected or outdated leased office conditions across the state, the properties will be aesthetically pleasing to staff, clients and citizens of Missouri.

6c. Provide a measure(s) of the program's impact.

Providing well maintained, clean, safe and updated workspace for current and future employees will lead to increased retention and recruitment.

6d. Provide a measure(s) of the program's efficiency.

7. STRATEGIES TO ACHIEVE THE PERFORMANCE MEASUREMENT TARGETS:

Throughout the year, as the leasing coordinators and safety inspectors visit the leased locations, contract items will be reviewed to make sure the property is maintained.

NEW DECISION ITEM
RANK: _____ **OF** _____

Department of Natural Resources	Budget Unit	34088C
Division of Energy		
Bipartisan Infrastructure Law Energy Training Center DI# 6314013	HB Section	13.005

1. AMOUNT OF REQUEST

FY 2024 Budget Request					FY 2024 Governor's Recommendation				
	GR	Federal	Other	Total		GR	Federal	Other	Total
PS	0	0	0	0	PS	0	0	0	0
EE	0	1,483,160	0	1,483,160	EE	0	0	0	0
PSD	0	0	0	0	PSD	0	0	0	0
TRF	0	0	0	0	TRF	0	0	0	0
Total	0	1,483,160	0	1,483,160	Total	0	0	0	0
FTE	0.00	0.00	0.00	0.00	FTE	0.00	0.00	0.00	0.00
Est. Fringe	0	0	0	0	Est. Fringe	0	0	0	0
<i>Note: Fringes budgeted in House Bill 5 except for certain fringes budgeted directly to MoDOT, Highway Patrol, and Conservation.</i>					<i>Note: Fringes budgeted in House Bill 5 except for certain fringes budgeted directly to MoDOT, Highway Patrol, and Conservation.</i>				
Other Funds:					Other Funds:				

2. THIS REQUEST CAN BE CATEGORIZED AS:

<input type="checkbox"/> New Legislation	<input type="checkbox"/> New Program	<input type="checkbox"/> Fund Switch
<input type="checkbox"/> Federal Mandate	<input checked="" type="checkbox"/> Program Expansion	<input type="checkbox"/> Cost to Continue
<input type="checkbox"/> GR Pick-Up	<input checked="" type="checkbox"/> Space Request	<input type="checkbox"/> Equipment Replacement
<input type="checkbox"/> Pay Plan	<input type="checkbox"/> Other: _____	

NEW DECISION ITEM
RANK: _____ **OF** _____

Department of Natural Resources	Budget Unit <u>34088C</u>
Division of Energy	
Bipartisan Infrastructure Law Energy Training Center DI# 6314013	HB Section <u>13.005</u>

3. WHY IS THIS FUNDING NEEDED? PROVIDE AN EXPLANATION FOR ITEMS CHECKED IN #2. INCLUDE THE FEDERAL OR STATE STATUTORY OR CONSTITUTIONAL AUTHORIZATION FOR THIS PROGRAM.

There is a corresponding NDI in HB 6.

The Bipartisan Infrastructure Law contains provisions allowing for weatherization of low income households. The Division of Energy (DE) has historically assisted households with weatherization. In order to provide weatherization services, contractors must meet federal standards. In the past, DE contracted for accredited training and providers, making sure that when the weatherization occurs, it meets federal standards. The contract with the accredited organization is entering the last year, and the contracted training provider is no longer providing these services. DE is seeking a more cost-effective solution not dependent on contracted services.

DE sees the creation of an accredited training center with certified staff as an opportunity to fill a gap between current and projected demand for federally mandated training that will support DE's weatherization program. DE would become the training provider and test proctor, leading to more oversight of quality training, instructors, and the scheduling of courses. As a key component of DE's workforce development strategy, the training center will boost the local economy and provide a more skilled workforce for Missouri. This will allow DE to respond to changes in the energy sector while providing affordable, reliable, Missouri-centered services. With the training center, training offerings could be diversified for other state and federal requirements.

Space for training and testing is needed. Approximately 12,000 sq. ft. of combined warehouse and office/classroom space is needed. Furnishings and lab equipment are also requested.

NEW DECISION ITEM
RANK: _____ **OF** _____

Department of Natural Resources	Budget Unit	34088C
Division of Energy		
Bipartisan Infrastructure Law Energy Training Center DI# 6314013	HB Section	13.005

4. DESCRIBE THE DETAILED ASSUMPTIONS USED TO DERIVE THE SPECIFIC REQUESTED AMOUNT. (How did you determine that the requested number of FTE were appropriate? From what source or standard did you derive the requested levels of funding? Were alternatives such as outsourcing or automation considered? If based on new legislation, does request tie to TAFP fiscal note? If not, explain why. Detail which portions of the request are one-times and how those amounts were calculated.)

Funding: Initial funding available through a portion of Bipartisan Infrastructure Law (BIL) Weatherization Training and Technical Assistance funding (first five years), and ongoing funding available through annual Weatherization Formula award funding.

FTE: Initially, DE would staff with 3 FTE (instructors and administration combined, in HB 6 request). As course offerings and provided services are expanded and client counts increase, an additional 2 FTE are expected as the center will be more often in use. Staff duties to include classroom training, hands-on training, mentoring, test proctoring, administrative duties, etc.

Assumptions: Based upon similar facilities in other states, a building with approximately 12,000 square feet of space is needed to provide necessary and required training to workers in Missouri. The existing trainer in Missouri is retiring and selling his training props and curriculum. Taking the long view, it will be substantially less costly to the Weatherization network of 18 providers for DE Weatherization staff to provide trainings. Current classes are typically \$13,000 per course. Utilizing DE staff should provide better efficiencies in providing the training and cost controls. This training has been outsourced for several years; however, with that provider retiring, and a source of funding coming online that can be used to start the new facility, this is the perfect time to make the change to state-provided training.

One time costs*: These costs in HB 13 are associated with the build-out costs to customize the space for the training center totaling \$1,409,840.

*There are additional one-time costs included in the corresponding HB 6 request and they included: Stocking the facility with tables, chairs, computers, tablets, combustion appliances (for testing/training purposes), and supplies.

NEW DECISION ITEM
RANK: _____ OF _____

Department of Natural Resources			Budget Unit		34088C				
Division of Energy									
Bipartisan Infrastructure Law Energy Training Center DI# 6314013			HB Section		13.005				
5. BREAK DOWN THE REQUEST BY BUDGET OBJECT CLASS, JOB CLASS, AND FUND SOURCE. IDENTIFY ONE-TIME COSTS.									
	Dept Req	Dept Req	Dept Req	Dept Req	Dept Req	Dept Req	Dept Req	Dept Req	Dept Req
	GR	GR	FED	FED	OTHER	OTHER	TOTAL	TOTAL	One-Time
Budget Object Class/Job Class	DOLLARS	FTE	DOLLARS	FTE	DOLLARS	FTE	DOLLARS	FTE	DOLLARS
							0	0.0	
							0	0.0	
Total PS	0	0.0	0	0.0	0	0.0	0	0.0	0
180/Fuel & Utilities			29,760				29,760		0
190/Supplies			0				0		0
340/Communication Services & Supplies			0				0		0
400/Professional Services			0				0		0
420/Janitorial Services			29,400				29,400		0
430/M&R Services			0				0		0
480/Computer Equipment			0				0		0
580/Office Equipment			0				0		0
640/Property Improvements			1,172,000				1,172,000		1,172,000
680/Rent			252,000				252,000		0
740/Miscellaneous Expenses							0		0
Total EE	0		1,483,160		0		1,483,160		1,172,000
Program Distributions									
Total PSD	0		0		0		0		0
Transfers									
Total TRF	0		0		0		0		0
Grand Total	0	0.0	1,483,160	0.0	0	0.0	1,483,160	0.0	1,172,000

NEW DECISION ITEM
RANK: _____ OF _____

Department of Natural Resources				Budget Unit		34088C			
Division of Energy				HB Section		13.005			
Bipartisan Infrastructure Law Energy Training Center DI# 6314013									
Budget Object Class/Job Class	Gov Rec GR DOLLARS	Gov Rec GR FTE	Gov Rec FED DOLLARS	Gov Rec FED FTE	Gov Rec OTHER DOLLARS	Gov Rec OTHER FTE	Gov Rec TOTAL DOLLARS	Gov Rec TOTAL FTE	Gov Rec One-Time DOLLARS
Total PS	<u>0</u>	<u>0.0</u>	<u>0</u>	<u>0.0</u>	<u>0</u>	<u>0.0</u>	<u>0</u>	<u>0.0</u>	<u>0</u>
180/Fuel & Utilities			0				0		
190/Supplies							0		
340/Communication Services & Supplies							0		
400/Professional Services							0		
420/Janitorial Services			0				0		
430/M&R Services							0		
480/Computer Equipment							0		
580/Office Equipment							0		
640/Property Improvements			0				0		0
680/Rent			0				0		
740/Miscellaneous Expenses							0		
Total EE	<u>0</u>		<u>0</u>		<u>0</u>		<u>0</u>		<u>0</u>
Program Distributions							0		
Total PSD	<u>0</u>		<u>0</u>		<u>0</u>		<u>0</u>		<u>0</u>
Transfers							0		
Total TRF	<u>0</u>		<u>0</u>		<u>0</u>		<u>0</u>		<u>0</u>
Grand Total	<u>0</u>	<u>0.0</u>	<u>0</u>	<u>0.0</u>	<u>0</u>	<u>0.0</u>	<u>0</u>	<u>0.0</u>	<u>0</u>

NEW DECISION ITEM
RANK: _____ **OF** _____

Department of Natural Resources Division of Energy Bipartisan Infrastructure Law Energy Training Center DI# 6314013	Budget Unit <u>34088C</u> HB Section <u>13.005</u>
6. PERFORMANCE MEASURES (If new decision item has an associated core, separately identify projected performance with & without additional funding.)	
<p>6a. Provide and activity measure(s) for the program.</p> <p>Division of Energy staff will track the number of courses provided, number of training hours provided, and the number of credentials earned.</p> <p>6b. Provide a measure(s) of the program's quality.</p> <p>The training center's quality will be measured by the number of training participants versus the number of credentials earned.</p> <p>6c. Provide a measure(s) of the program's impact.</p> <p>The training center's impact will be measured by the number of credentialed workers added to the workforce. The training center's impact will also be measured by the number of credentials earned (workers may earn more than one, depending on training offerings).</p> <p>6d. Provide a measure(s) of the program's effectiveness.</p> <p>The training center's effectiveness will be measured by the training-related costs per training and per participant.</p>	
7. STRATEGIES TO ACHIEVE THE PERFORMANCE MEASUREMENT TARGETS:	
<ul style="list-style-type: none"> Develop quality curriculum aligned with US Department of Energy (DOE) standards and expectations. Develop classroom materials to aide with learning and performance. Implement a Learning Management System (LMS) to track enrollment, course completion, credentials awarded, costs incurred. 	

NEW DECISION ITEM

RANK: _____ OF _____

Department of Mental Health		Budget Unit	34088C
Division of Developmental Disabilities			
State Operated Facility Leasing	DI# 6314014	HB Section	13.005

1. AMOUNT OF REQUEST

FY 2024 Budget Request				
	GR	Federal	Other	Total
PS	0	0	0	0
EE	2,618,416	0	0	2,618,416
PSD	0	0	0	0
TRF	0	0	0	0
Total	2,618,416	0	0	2,618,416
FTE	0.00	0.00	0.00	0.00

Est. Fringe	0	0	0	0
--------------------	---	---	---	---

Note: Fringes budgeted in House Bill 5 except for certain fringes budgeted directly to MoDOT, Highway Patrol, and Conservation.

Other Funds:
Non-Counts:

FY 2024 Governor's Recommendation				
	GR	Federal	Other	Total
PS	0	0	0	0
EE	2,618,416	0	0	2,618,416
PSD	0	0	0	0
TRF	0	0	0	0
Total	2,618,416	0	0	2,618,416
FTE	0.00	0.00	0.00	0.00

Est. Fringe	0	0	0	0
--------------------	---	---	---	---

Note: Fringes budgeted in House Bill 5 except for certain fringes budgeted directly to MoDOT, Highway Patrol, and Conservation.

Other Funds:
Non-Counts:

2. THIS REQUEST CAN BE CATEGORIZED AS:

<input type="checkbox"/> New Legislation	<input type="checkbox"/> New Program	<input type="checkbox"/> Fund Switch
<input type="checkbox"/> Federal Mandate	<input type="checkbox"/> Program Expansion	<input type="checkbox"/> Cost to Continue
<input type="checkbox"/> GR Pick-Up	<input checked="" type="checkbox"/> Space Request	<input type="checkbox"/> Equipment Replacement
<input type="checkbox"/> Pay Plan	<input type="checkbox"/> Other: _____	

3. WHY IS THIS FUNDING NEEDED? PROVIDE AN EXPLANATION FOR ITEMS CHECKED IN #2. INCLUDE THE FEDERAL OR STATE STATUTORY OR CONSTITUTIONAL AUTHORIZATION FOR THIS PROGRAM.

Missouri is experiencing an acute shortage of appropriate mental health residential and in-patient placements. Currently, over 200 individuals with behavioral health needs and 600 individuals with intellectual or developmental disabilities (IDD) are unable to access appropriate placement in these settings. Many of these individuals are currently awaiting placement during long and inappropriate stays in settings such as hospitals, jails, shelters, and private providers at a mis-matched level of care, often at a higher cost.

NEW DECISION ITEM

RANK: _____ **OF** _____

Department of Mental Health	Budget Unit	<u>34088C</u>
Division of Developmental Disabilities		
State Operated Facility Leasing DI# 6314014	HB Section	<u>13.005</u>

Despite available Medicaid waiver slots for individuals with IDD, these individuals are not able to access care due to direct care staffing shortages. The acute shortage of placements is creating a strain on other systems, particularly hospitals, jails and shelters. As individuals await appropriate services, often their untreated/under treated behaviors escalate resulting in additional crises which further reduces placement options.

One of the strategies DMH is taking to address the acute shortage of space is through reconceptualization of current space resources. DD is proposing to relocate Regional Office staff and Northwest Community Services (NWCS) staff, currently located on the campus of existing Habilitation Centers. This will allow for reconfiguration of the existing space to maximize underutilized placement capacity.

Proposed moves include:

- * The relocation of Northwest Community Services (NWCS) staff from the Providence Building, currently on the campus of Higginsville Habilitation Center (HHC), to the local community.
- * The relocation of Sikeston Regional Office staff, currently on the campuses of Southeast Missouri Residential Services (SEMORS) Habilitation Center in Sikeston and Poplar Bluff, to the local community.

4. DESCRIBE THE DETAILED ASSUMPTIONS USED TO DERIVE THE SPECIFIC REQUESTED AMOUNT. (How did you determine that the requested number of FTE were appropriate? From what source or standard did you derive the requested levels of funding? Were alternatives such as outsourcing or automation considered? If based on new legislation, does request tie to TAFP fiscal note? If not, explain why. Detail which portions of the request are one-times and how those amounts were calculated.)

This request includes costs for relocation of approximately 98 FTE from campuses of three State-Operated facilities to leased or state-owned space in these regions.

Space requested for NWCS includes areas for approximately 45 staff who support the Division's direct care workforce and do not have remote or distributed work options, including orientation/training/meeting space for new and existing employees, computer training lab, medication safe-keeping and storage, nursing, break room, supply, restrooms, reception, IT and mailroom areas. Interview/hearing rooms with network availability are requested to accommodate the large number of staff that frequently move between homes and/or NWCS and/or DD Central Office for investigations, quality, clinical or other purposes.

Annual Costs: Facility leasing/utilities/janitorial for NWCS administrative office is estimated at \$257,941 annually.

One-time costs: Wiring and build-out costs is estimated at \$1,236,000.

NEW DECISION ITEM

RANK: _____ **OF** _____

Department of Mental Health	Budget Unit	<u>34088C</u>
Division of Developmental Disabilities		
State Operated Facility Leasing	DI# 6314014	HB Section
		<u>13.005</u>

Sikeston and Poplar Bluff Regional offices require space to serve approximately 33 and 20 staff, respectively, with space configuration adjustments for distributed work protocol currently implemented by these teams. A conference area, break area and restrooms are needed, as well as small areas for storage, supply, IT and medical records. Interview/Hearing rooms are requested to accommodate multiple DD regional and Central Office staff who provide frequent support on an ongoing basis but for whom no dedicated space is necessary, permitting space to be shared as needed.

Annual Costs: Facility leasing/utilities/janitorial for Poplar Bluff and Sikeston administrative offices is estimated at \$85,763 and \$65,362, respectively.

One-time costs: Wiring/build-out costs is estimated at \$494,400 at the Sikeston location and costs for wiring/build-out of offices at the Poplar Bluff location is estimated at \$478,950.

HB Section	Approp	Type	Fund	Amount
13.005	0655		0101	2,618,416

5. BREAK DOWN THE REQUEST BY BUDGET OBJECT CLASS, JOB CLASS, AND FUND SOURCE. IDENTIFY ONE-TIME COSTS.

Budget Object Class/Job Class	Dept Req GR DOLLARS	Dept Req GR FTE	Dept Req FED DOLLARS	Dept Req FED FTE	Dept Req OTHER DOLLARS	Dept Req OTHER FTE	Dept Req TOTAL DOLLARS	Dept Req TOTAL FTE	Dept Req One-Time DOLLARS
180/Fuel & Utilities	49,289						49,289		
420/Janitorial Services	48,692						48,692		
640/Property Improvements	2,209,350						2,209,350		2,209,350
680/Rent	311,085						311,085		
Total EE	2,618,416		0		0		2,618,416		2,209,350
Grand Total	2,618,416	0.0	0	0.0	0	0.0	2,618,416	0.0	2,209,350

NEW DECISION ITEM

RANK: _____ OF _____

Department of Mental Health				Budget Unit		34088C			
Division of Developmental Disabilities									
State Operated Facility Leasing		DI# 6314014		HB Section		13.005			
	Gov Rec GR	Gov Rec GR	Gov Rec FED	Gov Rec FED	Gov Rec OTHER	Gov Rec OTHER	Gov Rec TOTAL	Gov Rec TOTAL	Gov Rec One-Time
Budget Object Class/Job Class	DOLLARS	FTE	DOLLARS	FTE	DOLLARS	FTE	DOLLARS	FTE	DOLLARS
							0		
							0	0.0	
Total PS	0	0.0	0	0.0	0	0.0	0	0.0	0
180/Fuel & Utilities	49,289						49,289		
420/Janitorial Services	48,692						48,692		
640/Property Improvements	2,209,350						2,209,350		
680/Rent	311,085						311,085		
Total EE	2,618,416		0		0		2,618,416		0
Program Distributions							0		
Total PSD	0		0		0		0		0
Transfers									
Total TRF	0		0		0		0		0
Grand Total	2,618,416	0.0	0	0.0	0	0.0	2,618,416	0.0	0

NEW DECISION ITEM
RANK: _____ **OF** _____

Department of Mental Health	Budget Unit	34088C
Division of Developmental Disabilities		
State Operated Facility Leasing	DI# 6314014	HB Section 13.005

6. PERFORMANCE MEASURES (If new decision item has an associated core, separately identify projected performance with & without additional funding.)

6a. Provide and activity measure(s) for the program.

As a result of reconfiguration of existing space, DD will be able to serve an additional 23 individuals at the SEMORS Sikeston Campus and an additional 24 individuals at the HHC campus.

6b. Provide a measure(s) of the programs' quality.

6c. Provide a measure(s) of the program's impact.

Additional space gained as a result of reconfiguration will result in a reduction of approximately 47 individuals from mis-matched placement within hospitals, jails, and shelters.

6d. Provide a measure(s) of the program's effectiveness.

7. STRATEGIES TO ACHIEVE THE PERFORMANCE MEASUREMENT TARGETS:

NEW DECISION ITEM
RANK: _____ OF _____

Department: Office of Administration	Budget Unit <u>Multiple</u>
Division: Facilities Management, Design & Construction	
DI Name: MOSERS Increase DI# 6314015	HB Section <u>Multiple</u>

1. AMOUNT OF REQUEST

	FY 2024 Budget Request			
	GR	Federal	Other	Total
PS	0	0	0	0
EE	33,956	3,794	2,738	40,488
PSD	0	0	0	0
TRF	0	0	0	0
Total	33,956	3,794	2,738	40,488
FTE	0.00	0.00	0.00	0.00

Est. Fringe	0	0	0	0
<i>Note: Fringes budgeted in House Bill 5 except for certain fringes budgeted directly to MoDOT, Highway Patrol, and Conservation.</i>				

Other Funds:
Non-Counts:

	FY 2024 Governor's Recommendation			
	GR	Federal	Other	Total
PS	0	0	0	0
EE	175,481	21,340	12,365	209,186
PSD	0	0	0	0
TRF	0	0	0	0
Total	175,481	21,340	12,365	209,186
FTE	0.00	0.00	0.00	0.00

Est. Fringe	0	0	0	0
<i>Note: Fringes budgeted in House Bill 5 except for certain fringes budgeted directly to MoDOT, Highway Patrol, and Conservation.</i>				

Other Funds:
Non-Counts:

2. THIS REQUEST CAN BE CATEGORIZED AS:

<input type="checkbox"/> New Legislation	<input type="checkbox"/> New Program	<input type="checkbox"/> Fund Switch
<input type="checkbox"/> Federal Mandate	<input type="checkbox"/> Program Expansion	<input type="checkbox"/> Cost to Continue
<input type="checkbox"/> GR Pick-Up	<input type="checkbox"/> Space Request	<input type="checkbox"/> Equipment Replacement
<input type="checkbox"/> Pay Plan	<input checked="" type="checkbox"/> Other: <u>Cost Increase</u>	

3. WHY IS THIS FUNDING NEEDED? PROVIDE AN EXPLANATION FOR ITEMS CHECKED IN #2. INCLUDE THE FEDERAL OR STATE STATUTORY OR CONSTITUTIONAL AUTHORIZATION FOR THIS PROGRAM.

Adjustments are necessary in FY24 to reflect benefit costs associated with an increase in the state employee retirement contribution rate from 26.33% to 27.26%.

NEW DECISION ITEM
RANK: _____ OF _____

Department: Office of Administration	Budget Unit	Multiple
Division: Facilities Management, Design & Construction		
DI Name: MOSERS Increase	DI# 6314015	HB Section Multiple

4. DESCRIBE THE DETAILED ASSUMPTIONS USED TO DERIVE THE SPECIFIC REQUESTED AMOUNT. (How did you determine that the requested number of FTE were appropriate? From what source or standard did you derive the requested levels of funding? Were alternatives such as outsourcing or automation considered? If based on new legislation, does request tie to TAFP fiscal note? If not, explain why. Detail which portions of the request are one-times and how those amounts were calculated.)

5. BREAK DOWN THE REQUEST BY BUDGET OBJECT CLASS, JOB CLASS, AND FUND SOURCE. IDENTIFY ONE-TIME COSTS.

Budget Object Class/Job Class	Dept Req GR DOLLARS	Dept Req GR FTE	Dept Req FED DOLLARS	Dept Req FED FTE	Dept Req OTHER DOLLARS	Dept Req OTHER FTE	Dept Req TOTAL DOLLARS	Dept Req TOTAL FTE	Dept Req One-Time DOLLARS
							0		
							0	0.0	
Total PS	0	0.0	0	0.0	0	0.0	0	0.0	0
							0		
Building Lease Payments (680)	33,956		3,794		2,738		40,488		
Total EE	33,956		3,794		2,738		40,488		0
Program Distributions							0		
Total PSD	0		0		0		0		0
Transfers							0		
Total TRF	0		0		0		0		0
Grand Total	33,956	0.0	3,794	0.0	2,738	0.0	40,488	0.0	0

NEW DECISION ITEM
RANK: _____ OF _____

Department: Office of Administration				Budget Unit <u>Multiple</u>					
Division: Facilities Management, Design & Construction									
DI Name: MOSERS Increase		DI# 6314015		HB Section <u>Multiple</u>					

Budget Object Class/Job Class	Gov Rec GR DOLLARS	Gov Rec GR FTE	Gov Rec FED DOLLARS	Gov Rec FED FTE	Gov Rec OTHER DOLLARS	Gov Rec OTHER FTE	Gov Rec TOTAL DOLLARS	Gov Rec TOTAL FTE	Gov Rec One-Time DOLLARS
							0		
							0	0.0	
Total PS	<u>0</u>	<u>0.0</u>	<u>0</u>	<u>0.0</u>	<u>0</u>	<u>0.0</u>	<u>0</u>	<u>0.0</u>	<u>0</u>
Building Lease Payments (680)	175,481		21,340		12,365		209,186		
							0		
							0		
							0		
Total EE	<u>175,481</u>		<u>21,340</u>		<u>12,365</u>		<u>209,186</u>		<u>0</u>
Program Distributions							0		
Total PSD	<u>0</u>		<u>0</u>		<u>0</u>		<u>0</u>		<u>0</u>
Transfers							0		
Total TRF	<u>0</u>		<u>0</u>		<u>0</u>		<u>0</u>		<u>0</u>
Grand Total	<u>175,481</u>	<u>0.0</u>	<u>21,340</u>	<u>0.0</u>	<u>12,365</u>	<u>0.0</u>	<u>209,186</u>	<u>0.0</u>	<u>0</u>

NEW DECISION ITEM
RANK: _____ OF _____

Department: Office of Administration	Budget Unit <u>Multiple</u>
Division: Facilities Management, Design & Construction	
DI Name: MOSERS Increase DI# 6314015	HB Section <u>Multiple</u>

6. PERFORMANCE MEASURES (If new decision item has an associated core, separately identify projected performance with & without additional funding.)

6a. Provide an activity measure(s) for the program.

6b. Provide a measure(s) of the program's quality.

6c. Provide a measure(s) of the program's impact.

6d. Provide a measure(s) of the program's efficiency.

7. STRATEGIES TO ACHIEVE THE PERFORMANCE MEASUREMENT TARGETS:

NEW DECISION ITEM
RANK: _____ **OF** _____

Department: Office of Administration	Budget Unit 34222C
Division: DPS - Missouri Veterans Commission	
DI Name: Springfield Veterans Service Office DI# 6314016	HB Section 13.010

1. AMOUNT OF REQUEST

	FY 2024 Budget Request			
	GR	Federal	Other	Total
PS	0	0	0	0
EE	0	0	0	0
PSD	0	0	0	0
TRF	0	0	0	0
Total	0	0	0	0
FTE	0.00	0.00	0.00	0.00

Est. Fringe	0	0	0	0
<i>Note: Fringes budgeted in House Bill 5 except for certain fringes budgeted directly to MoDOT, Highway Patrol, and Conservation.</i>				

Other Funds:
Non-Counts:

	FY 2024 Governor's Recommendation			
	GR	Federal	Other	Total
PS	0	0	0	0
EE	0	0	22,500	22,500
PSD	0	0	0	0
TRF	0	0	0	0
Total	0	0	22,500	22,500
FTE	0.00	0.00	0.00	0.00

Est. Fringe	0	0	0	0
<i>Note: Fringes budgeted in House Bill 5 except for certain fringes budgeted directly to MoDOT, Highway Patrol, and Conservation.</i>				

Other Funds: Veterans Commission Capital Improvement Trust Fund
Non-Counts:

2. THIS REQUEST CAN BE CATEGORIZED AS:

<input type="checkbox"/> New Legislation	<input type="checkbox"/> New Program	<input type="checkbox"/> Fund Switch
<input type="checkbox"/> Federal Mandate	<input type="checkbox"/> Program Expansion	<input type="checkbox"/> Cost to Continue
<input type="checkbox"/> GR Pick-Up	<input checked="" type="checkbox"/> Space Request	<input type="checkbox"/> Equipment Replacement
<input type="checkbox"/> Pay Plan	<input type="checkbox"/> Other: _____	

3. WHY IS THIS FUNDING NEEDED? PROVIDE AN EXPLANATION FOR ITEMS CHECKED IN #2. INCLUDE THE FEDERAL OR STATE STATUTORY OR CONSTITUTIONAL AUTHORIZATION FOR THIS PROGRAM.

This request is for office space that will house the four Missouri Veterans Commission (MVC) staff in the Springfield, Missouri area. Prior to December 2020, staff worked in the state facility located at 1410 South Kansas City Expressway, Springfield, MO. The lease for this location was not renewed and we were given a short period of time to relocate. The only option at the time was an office space and two cubicles in the Department of Natural Resources building at 2040 West Woodland, Springfield. This offer did not provide the privacy required to discuss Veterans benefits with our clients. The Springfield Career Center at 2900 East Sunshine, Springfield gives the four staff the required privacy to visit with clients and a single location for the community to seek assistance.

NEW DECISION ITEM

RANK: _____ **OF** _____

Department: Office of Administration	Budget Unit 34222C
Division: DPS - Missouri Veterans Commission	
DI Name: Springfield Veterans Service Office DI# 6314016	HB Section 13.010

4. DESCRIBE THE DETAILED ASSUMPTIONS USED TO DERIVE THE SPECIFIC REQUESTED AMOUNT. (How did you determine that the requested number of FTE were appropriate? From what source or standard did you derive the requested levels of funding? Were alternatives such as outsourcing or automation considered? If based on new legislation, does request tie to TAFP fiscal note? If not, explain why. Detail which portions of the request are one-times and how those amounts were calculated.)

Spending authority for needed square footage is not sufficient for the operational needs of the Springfield Veterans Service Office. Authority requested is based on a bid received for 2900 E. Sunshine decreased by the existing authority for Lease ID 03900103. Utilities are calculated at 548.5 square feet multiplied by \$2.48; and Janitorial services are calculated at 548.5 square feet multiplied by \$2.50. The four staff supporting the MVC office assist the 20,000 plus Veterans in Greene, Polk, and Dade counties (<https://www.va.gov/vetdata>). Remote work or hybrid is not an option. Veterans Service Officers are in the office to assist Veterans and their families in obtaining the benefits they are legally entitled to and have to be accessible in person.

5. BREAK DOWN THE REQUEST BY BUDGET OBJECT CLASS, JOB CLASS, AND FUND SOURCE. IDENTIFY ONE-TIME COSTS.

Budget Object Class/Job Class	Dept Req GR DOLLARS	Dept Req GR FTE	Dept Req FED DOLLARS	Dept Req FED FTE	Dept Req OTHER DOLLARS	Dept Req OTHER FTE	Dept Req TOTAL DOLLARS	Dept Req TOTAL FTE	Dept Req One-Time DOLLARS
							0		
							0	0.0	
Total PS	<u>0</u>	<u>0.0</u>	<u>0</u>	<u>0.0</u>	<u>0</u>	<u>0.0</u>	<u>0</u>	<u>0.0</u>	<u>0</u>
							0		0
							0		
							0		
Total EE	<u>0</u>		<u>0</u>		<u>0</u>		<u>0</u>		<u>0</u>
Program Distributions							0		
Total PSD	<u>0</u>		<u>0</u>		<u>0</u>		<u>0</u>		<u>0</u>
Transfers									
Total TRF	<u>0</u>		<u>0</u>		<u>0</u>		<u>0</u>		<u>0</u>
Grand Total	<u>0</u>	<u>0.0</u>	<u>0</u>	<u>0.0</u>	<u>0</u>	<u>0.0</u>	<u>0</u>	<u>0.0</u>	<u>0</u>

NEW DECISION ITEM
RANK: _____ OF _____

Department: Office of Administration				Budget Unit		34222C			
Division: DPS - Missouri Veterans Commission									
DI Name: Springfield Veterans Service Office		DI#6314016		HB Section		13.010			
Budget Object Class/Job Class	Gov Rec GR DOLLARS	Gov Rec GR FTE	Gov Rec FED DOLLARS	Gov Rec FED FTE	Gov Rec OTHER DOLLARS	Gov Rec OTHER FTE	Gov Rec TOTAL DOLLARS	Gov Rec TOTAL FTE	Gov Rec One-Time DOLLARS
							0		
							0	0.0	
Total PS	0	0.0	0	0.0	0	0.0	0	0.0	0
680 - Building Lease Payments					22,500		22,500		
							0		
Total EE	0		0		22,500		22,500		0
Program Distributions							0		
Total PSD	0		0		0		0		0
Transfers									
Total TRF	0		0		0		0		0
Grand Total	0	0.0	0	0.0	22,500	0.0	22,500	0.0	0

NEW DECISION ITEM
RANK: _____ OF _____

Department: <u>Office of Administration</u>	Budget Unit <u>34222C</u>
Division: <u>DPS - Missouri Veterans Commission</u>	
DI Name: <u>Springfield Veterans Service Office</u> <u>DI#6314016</u>	HB Section <u>13.010</u>

6. PERFORMANCE MEASURES (If new decision item has an associated core, separately identify projected performance with & without additional funding.)

6a. Provide an activity measure(s) for the program.

6b. Provide a measure(s) of the program's quality.

6c. Provide a measure(s) of the program's impact.

6d. Provide a measure(s) of the program's efficiency.

7. STRATEGIES TO ACHIEVE THE PERFORMANCE MEASUREMENT TARGETS:

NEW DECISION ITEM
RANK: _____ OF _____

Department: Office of Administration	Budget Unit	34171C, 33813C, 33925C, and 34393C
Division: Facilities Management, Design and Construction		
DI Name: 25,000 Sq Ft Lease-Springfield	DI#6314020	HB Section 13.005

1. AMOUNT OF REQUEST

FY 2024 Budget Request					FY 2024 Governor's Recommendation				
	GR	Federal	Other	Total		GR	Federal	Other	Total
PS	0	0	0	0	PS	0	0	0	0
EE	0	0	0	0	EE	3,338,689	238,702	45,860	3,623,251
PSD	0	0	0	0	PSD	0	0	0	0
TRF	0	0	0	0	TRF	0	0	0	0
Total	0	0	0	0	Total	3,338,689	238,702	45,860	3,623,251
FTE	0.00	0.00	0.00	0.00	FTE	0.00	0.00	0.00	0.00
Est. Fringe	0	0	0	0	Est. Fringe	0	0	0	0
Note: Fringes budgeted in House Bill 5 except for certain fringes budgeted directly to MoDOT, Highway Patrol, and Conservation.					Note: Fringes budgeted in House Bill 5 except for certain fringes budgeted directly to MoDOT, Highway Patrol, and Conservation.				
Other Funds: Division of Finance Fund - 0550					Other Funds:				
Non-Counts:					Non-Counts:				

2. THIS REQUEST CAN BE CATEGORIZED AS:

<input type="checkbox"/> New Legislation	<input type="checkbox"/> New Program	<input type="checkbox"/> Fund Switch
<input type="checkbox"/> Federal Mandate	<input type="checkbox"/> Program Expansion	<input type="checkbox"/> Cost to Continue
<input type="checkbox"/> GR Pick-Up	<input checked="" type="checkbox"/> Space Request	<input type="checkbox"/> Equipment Replacement
<input type="checkbox"/> Pay Plan	<input type="checkbox"/> Other: _____	

3. WHY IS THIS FUNDING NEEDED? PROVIDE AN EXPLANATION FOR ITEMS CHECKED IN #2. INCLUDE THE FEDERAL OR STATE STATUTORY OR CONSTITUTIONAL AUTHORIZATION FOR THIS PROGRAM.

This funding is needed for new leased space and build out costs for agencies currently located in leased space in Springfield, Missouri. The landlord has sold the building and the agencies will need to move no later than June 30, 2024. The rent has increased \$3.00/square foot for an additional cost each month of \$6,162 or \$73,944 annually. The impacted agencies are Department of Commerce and Insurance (2,070 sq ft), Department of Elementary and Secondary Education (3,747 sq ft), OA-ITSD (664 sq ft), and Department of Social Services (18,167).

NEW DECISION ITEM
RANK: _____ **OF** _____

Department: Office of Administration	Budget Unit 34171C, 33813C, 33925C, and 34393C
Division: Facilities Management, Design and Construction	
DI Name: 25,000 Sq Ft Lease-Springfield DI# 6314020	HB Section 13.005

4. DESCRIBE THE DETAILED ASSUMPTIONS USED TO DERIVE THE SPECIFIC REQUESTED AMOUNT. (How did you determine that the requested number of FTE were appropriate? From what source or standard did you derive the requested levels of funding? Were alternatives such as outsourcing or automation considered? If based on new legislation, does request tie to TAFP fiscal note? If not, explain why. Detail which portions of the request are one-times and how those amounts were calculated.)

There is funding in the HB 13 budget for the current location so this request is only for the difference in the estimated cost of a new location plus build out costs that will meet the agencies' needs. FMDC is in the process of looking for new space. There could be potential options for moving some agencies into state owned buildings as well as placing them in separate leased locations. At this time, the amount requested is based on the space configuration in their current building. As FMDC works to secure the new space, there will be better numbers to support this NDI. There is no option to stay past June 30, 2025. FMDC will be working to secure a space that works for all agencies and their programs.

5. BREAK DOWN THE REQUEST BY BUDGET OBJECT CLASS, JOB CLASS, AND FUND SOURCE. IDENTIFY ONE-TIME COSTS.

Budget Object Class/Job Class	Dept Req GR DOLLARS	Dept Req GR FTE	Dept Req FED DOLLARS S	Dept Req FED FTE	Dept Req OTHER DOLLARS	Dept Req OTHER FTE	Dept Req TOTAL DOLLARS	Dept Req TOTAL FTE	Dept Req One-Time DOLLARS
Total PS	0	0.0	0	0.0	0	0.0	0	0.0	0
Total EE	0		0		0		0		0
Program Distributions							0		
Total PSD	0		0		0		0		0
Transfers									
Total TRF	0		0		0		0		0
Grand Total	0	0.0	0	0.0	0	0.0	0	0.0	0

NEW DECISION ITEM
RANK: _____ OF _____

Department: Office of Administration			Budget Unit 34171C, 33813C, 33925C, and 34393C						
Division: Facilities Management, Design and Construction									
DI Name: 25,000 Sq Ft Lease-Springfield DI#6314020			HB Section 13.005						
Budget Object Class/Job Class	Gov Rec GR DOLLARS	Gov Rec GR FTE	Gov Rec FED DOLLAR S	Gov Rec FED FTE	Gov Rec OTHER DOLLARS	Gov Rec OTHER FTE	Gov Rec TOTAL DOLLARS	Gov Rec TOTAL FTE	Gov Rec One-Time DOLLARS
							0		
							0	0.0	
Total PS	<u>0</u>	<u>0.0</u>	<u>0</u>	<u>0.0</u>	<u>0</u>	<u>0.0</u>	<u>0</u>	<u>0.0</u>	<u>0</u>
640 - Property and Improvements	3,050,000						0		
680 - Building Lease Payments	288,689		238,702		45,860		3,050,000		3,050,000
							573,251		
							0		
Total EE	<u>3,338,689</u>		<u>238,702</u>		<u>45,860</u>		<u>3,623,251</u>		<u>3,050,000</u>
Program Distributions							0		
Total PSD	<u>0</u>		<u>0</u>		<u>0</u>		<u>0</u>		<u>0</u>
Transfers							0		
Total TRF	<u>0</u>		<u>0</u>		<u>0</u>		<u>0</u>		<u>0</u>
Grand Total	<u>3,338,689</u>	<u>0.0</u>	<u>238,702</u>	<u>0.0</u>	<u>45,860</u>	<u>0.0</u>	<u>3,623,251</u>	<u>0.0</u>	<u>3,050,000</u>

NEW DECISION ITEM
RANK: _____ **OF** _____

Department: Office of Administration	Budget Unit 34171C, 33813C, 33925C, and 34393C
Division: Facilities Management, Design and Construction	
DI Name: 25,000 Sq Ft Lease-Springfield DI# 6314020	HB Section 13.005

6. PERFORMANCE MEASURES (If new decision item has an associated core, separately identify projected performance with & without additional funding.)

6a. Provide an activity measure(s) for the program.

6b. Provide a measure(s) of the program's quality.

6c. Provide a measure(s) of the program's impact.

6d. Provide a measure(s) of the program's efficiency.

7. STRATEGIES TO ACHIEVE THE PERFORMANCE MEASUREMENT TARGETS:

NEW DECISION ITEM
RANK: 2 OF _____

Department: Office of Administration	Budget Unit Multiple
Division: Facilities Management, Design and Construction	
Pay Plan - FY 2024 Cost to Continue DI# 0000012	HB Section Multiple

1. AMOUNT OF REQUEST

FY 2024 Budget Request					FY 2024 Governor's Recommendation				
	GR	Federal	Other	Total		GR	Federal	Other	Total
PS	0	0	0	0	PS	1,633,465	127,344	76,570	1,837,379
EE	0	0	0	0	EE	0	0	0	0
PSD	0	0	0	0	PSD	0	0	0	0
TRF	0	0	0	0	TRF	0	0	0	0
Total	0	0	0	0	Total	1,633,465	127,344	76,570	1,837,379
FTE	0.00	0.00	0.00	0.00	FTE	0.00	0.00	0.00	0.00
Est. Fringe	0	0	0	0	Est. Fringe	595,888	46,455	27,933	670,276
<i>Note: Fringes budgeted in House Bill 5 except for certain fringes budgeted directly to MoDOT, Highway Patrol, and Conservation.</i>					<i>Note: Fringes budgeted in House Bill 5 except for certain fringes budgeted directly to MoDOT, Highway Patrol, and Conservation.</i>				
Other Funds: Various					Other Funds: Various				

2. THIS REQUEST CAN BE CATEGORIZED AS:

New Legislation	New Program	Fund Switch
Federal Mandate	Program Expansion	X Cost to Continue
GR Pick-Up	Space Request	Equipment Replacement
X Pay Plan	Other: _____	

3. WHY IS THIS FUNDING NEEDED? PROVIDE AN EXPLANATION FOR ITEMS CHECKED IN #2. INCLUDE THE FEDERAL OR STATE STATUTORY OR CONSTITUTIONAL AUTHORIZATION FOR THIS PROGRAM.

The FY 2024 budget includes appropriation authority for the statewide pay increase for employees, including three components:

- 8.7% pay increase for employees;
- Updated shift differentials for staff working in 24/7 congregate care facilities to \$2 per hour for evening and overnight shifts; and,
- A market-based pay increase for non-commission based executive agency directors (based on the 2019 State of Missouri Compensation & Benefits Study commissioned by CBIZ, aged by 10.7% to July 2022, based on private and public sector data for neighboring states only; or a 4.33% COLA for directors already making the CBIZ rate, based on the lowest percent increase given to directors currently being paid under the CBIZ rate).

NEW DECISION ITEM
RANK: 2 OF

Department: Office of Administration	Budget Unit	Multiple
Division: Facilities Management, Design and Construction		
Pay Plan - FY 2024 Cost to Continue	DI# 0000012	HB Section
		Multiple

4. DESCRIBE THE DETAILED ASSUMPTIONS USED TO DERIVE THE SPECIFIC REQUESTED AMOUNT. (How did you determine that the requested number of FTE were appropriate? From what source or standard did you derive the requested levels of funding? Were alternatives such as outsourcing or automation considered? If based on new legislation, does request tie to TAFP fiscal note? If not, explain why. Detail which portions of the request are one-times and how those amounts were calculated.)

The appropriated amount for the Fiscal Year 2024 pay plan was based on an 8.7% pay increase for employees, updating shift differentials for staff working in 24/7 congregate care facilities to \$2 per hour for evening and overnight shifts, and adjustments to department director salaries based on the 2019 State of Missouri Compensation & Benefits Study commissioned by CBIZ.

5. BREAK DOWN THE REQUEST BY BUDGET OBJECT CLASS, JOB CLASS, AND FUND SOURCE. IDENTIFY ONE-TIME COSTS.

Budget Object Class/Job Class	Dept Req GR DOLLARS	Dept Req GR FTE	Dept Req FED DOLLARS	Dept Req FED FTE	Dept Req OTHER DOLLARS	Dept Req OTHER FTE	Dept Req TOTAL DOLLARS	Dept Req TOTAL FTE	Dept Req One-Time DOLLARS
100-Salaries and Wages							0		
Total PS	0	0.0	0	0.0	0	0.0	0	0.0	0
Grand Total	0	0.0	0	0.0	0	0.0	0	0.0	0

Budget Object Class/Job Class	Gov Rec GR DOLLARS	Gov Rec GR FTE	Gov Rec FED DOLLARS	Gov Rec FED FTE	Gov Rec OTHER DOLLARS	Gov Rec OTHER FTE	Gov Rec TOTAL DOLLARS	Gov Rec TOTAL FTE	Gov Rec One-Time DOLLARS
100-Salaries and Wages	1,633,465		127,344		76,570		1,837,379	0.0	
Total PS	1,633,465	0.0	127,344	0.0	76,570	0.0	1,837,379	0.0	0
Grand Total	1,633,465	0.0	127,344	0.0	76,570	0.0	1,837,379	0.0	0