


MISSOURI JUDICIARY



FY 2026 BUDGET REQUEST

Programs Book

Table of Contents

| | |
|---|----|
| THE MISSOURI JUDICIARY | 1 |
| Judiciary Budget Summary | 1 |
| State Auditor's Report | 10 |
| Missouri Sunset Act..... | 15 |
| PROGRAM DESCRIPTIONS | 16 |
| Technical Assistance | 16 |
| Court Technology Activity | 17 |
| Judicial Education Activity | 18 |
| Basic Civil Legal Services..... | 19 |
| OSCA Program Expenditure History | 20 |
| Judicial Circuits and Appellate Districts Map | 22 |
| FY26 Court of Appeals CORE by District | 23 |
| FY26 Court of Appeals CORE and New Decision Items | 24 |
| Court of Appeals FY 2024 Activity | 26 |
| Court of Appeals Workload History..... | 27 |
| Court of Appeals Expenditure History..... | 28 |
| FY 2025 CORE, Circuit Court Personal Services Budget By Circuit | 29 |
| Trial Courts Activity..... | 31 |
| Circuit Court Workload History | 32 |
| Missouri's Juvenile Secure Detention Facility Locations January 2024 | 33 |
| Juvenile Justice Activity | 34 |

| | |
|---|----|
| Permanency Planning..... | 35 |
| Fostering Court Improvement Map | 36 |
| Court Appointed Special Advocate (CASA) Program | 37 |
| Missouri's CASA Programs July 2024 | 38 |
| Domestic Relations Resolution Activity | 39 |
| Circuit Courts Program Expenditure History..... | 40 |
| Commission on Retirement, Removal, and Discipline | 42 |
| FY25 Treatment Court Fund Awards..... | 43 |
| FY25 MAT Awards..... | 44 |
| Adult Drug Treatment Court Program..... | 45 |
| Missouri Adult Treatment Courts Map | 46 |
| DWI Treatment Court Activity | 47 |
| Missouri DWI Courts Map..... | 48 |
| Veterans Treatment Court Program Activity | 49 |
| Veterans Treatment Courts Map | 50 |
| Family Treatment Court Program | 51 |
| Family Treatment Courts Map | 52 |
| Juvenile Treatment Court Program..... | 53 |
| Juvenile Treatment Courts Map..... | 54 |

The Missouri Judiciary



The Missouri Judiciary – or third branch of government – provides Missouri citizens a stable, fair, and accessible system of justice for the resolution of disputes. Each year, Missouri courts resolve more than 750,000 cases. Municipal divisions resolved 686,845 cases in FY23 relating to traffic and city ordinances. The judicial branch of government employs people dedicated to serving the citizens of Missouri.

The Missouri Judiciary – one of three co-equal branches of government – provides Missouri citizens a stable, fair, and accessible system of justice for the resolution of disputes.

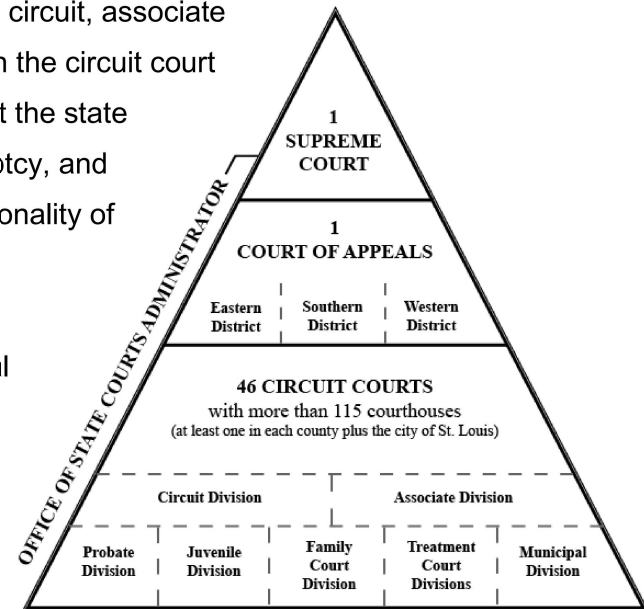
The FY25 appropriation to the Missouri Judiciary totals just 2% of the statewide General Revenue.

**The vast majority of that appropriation pays the salaries of court personnel
in local communities across the state.**

Approximately 3,500 judicial employees represent the face of justice for Missourians who walk into our courthouses or access our services online. The Missouri Judiciary is, at its heart, a branch of people – court clerks, marshals, court reporters, juvenile officers, trial judges, and others who work to ensure the justice system serves the needs of our citizens. We continually strive for efficiency using technological innovation, but we need to retain experienced employees and recruit top-quality replacements to maintain public trust and confidence and to fully discharge our statutory and constitutional obligations.

Within the circuit courts, cases are grouped and heard in divisions by type, such as circuit, associate circuit, family, juvenile, municipal, probate, and small claims. Cases typically start in the circuit court and may be appealed to one of the three appellate districts, potentially ending up at the state supreme court. Some types of cases brought to the courts include divorce, bankruptcy, and civil rights. Criminal cases filed by prosecutors and cases challenging the constitutionality of state laws or the use of governmental power are other types of cases heard.

While the judiciary has effectively used existing resources to fulfill its role, additional resources are needed to further the priorities that will ensure **continuing stability, fairness, and accessibility.**



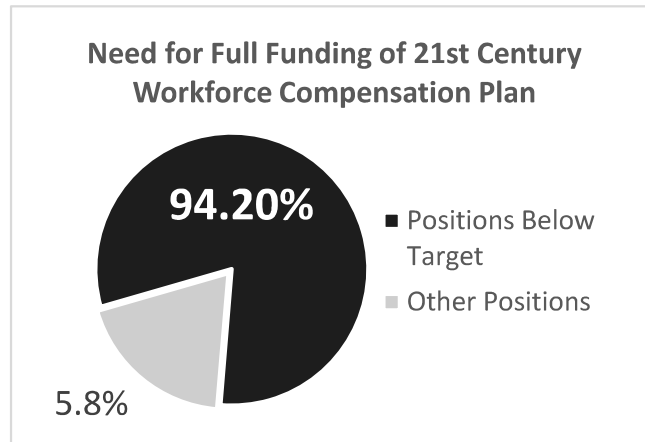
Fiscal Year 2026 and Supplemental Fiscal Year 2025 Budget Priorities

The Missouri Judiciary’s FY26 and supplemental FY25 funding priority areas are:

| | |
|-----------|---|
| \$20.1M | Compensation |
| \$9.3M | Protection and Administration of Justice |
| \$3.8M | Supreme Court Building and Library |
| \$176,869 | Marijuana Initiative implementation |
| \$8.8M | Providing Critical Services and Essential Functions |

Support Public Service

For the last few years, excluding the FY21 pandemic year, the legislature and governor have appropriated - and the judiciary has implemented - salary increases for judiciary staff consistent with the goals of its classification and compensation study. For FY25, the legislature and governor's appropriations provided for significant progress toward salary goals. The judiciary's 21st Century



Workforce compensation plan moves staff toward target – or market – salary goals, and improves recruitment and retention with much of the focus on the lowest paid staff and reducing salary compression. Staff whose positions are established by statute (e.g., circuit clerks) and who were not a part of the salary study should receive a comparable increase.

Missouri judges' salaries are based upon the salaries of their federal counterparts under the Missouri Citizens Commission on Compensation for Elected Officials and Article XIII, section 3 of the Missouri Constitution.

Funding is also requested to create a Chief Deputy Clerk for the Western District Court of Appeals from an existing position.

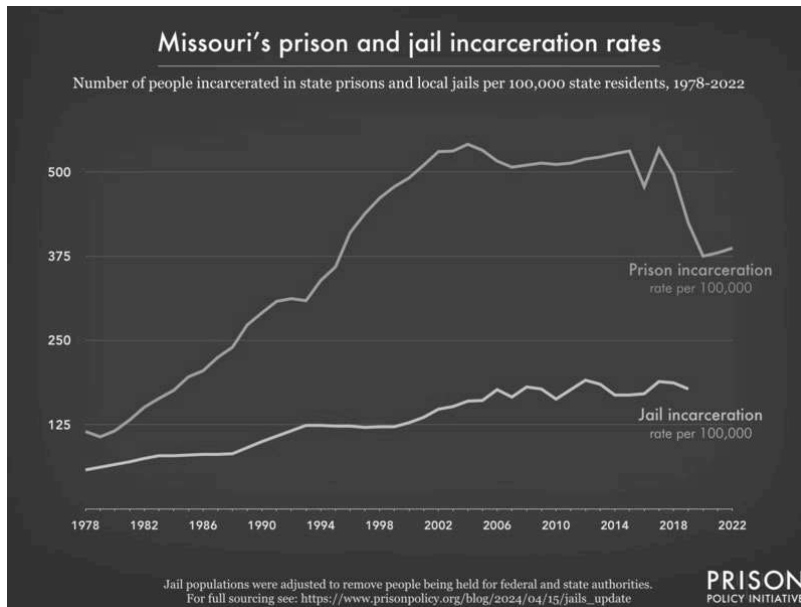
Additionally, the 39th Judicial Circuit (Lawrence, Stone, and Barry counties) is requesting a treatment court commissioner based on the judiciary's weighted caseload. Personal services and expense and equipment in the amount of **\$168,796** are needed.

Budget Request:

1. Appropriate **\$1,150,054** for fiscal year 2026 for salaries for judges to match the projected federal salary increase of 1.7%, plus **\$3,696,472** for the FY 2019-2022 increases.
2. Appropriate **\$113,190** for fiscal year 2026 for salaries for judicial commissioners, the Clerk of the Supreme Court, and counsel for the Commission on Retirement, Removal and Discipline to match the projected federal salary increase of 1.7%.
3. Appropriate **\$87,153** for increases to court reporter salaries based on years of service, pursuant to section 485.060, RSMo., as amended in 2023.
4. Request **\$30,692** to continue the increase for juvenile detention staff to include a 1% pay raise for every two years of service for employees in juvenile detention facilities, capped at 10% for 20 years of service.
5. Implement the 21st Century Workforce compensation plan to raise salaries of staff to target – or market – for the Circuit Courts and Office of State Courts Administrator for a total of **\$14,874,730**.
6. Appropriate **\$168,796** for 1.0 FTE and E&E for a treatment court commissioner for the 39th Judicial Circuit (Barry, Lawrence, and Stone counties), based on the judiciary's weighted caseload.

Protect the Public and Court Staff and Effectively Administer Justice

Pretrial services are intended to improve rates of court appearances and pretrial release, while ensuring public safety. Pretrial administrators would be located in circuits based on workload. Funding of **\$1,079,936** is requested for 26 FTE and expense and equipment.



The primary responsibility of pretrial services programs is to supervise people on pretrial release when required by the court. Court-ordered supervision may include court date reminders, phone or in-person check-ins, and periodic criminal history checks.

Increased bed capacity and 29 full-time equivalent detention officers, detention aides and other support staff are needed at juvenile detention centers in the 26th Judicial Circuit (Camden, Laclede, Miller, Moniteau and Morgan counties) and 13th Judicial Circuit (Boone and Callaway counties) in the amount of **\$2,007,834**. To

maintain secure juvenile detention centers, mental health contractors and security contractors also will be needed in the amount of **\$5,193,360**. A core reallocation of **\$1,000,000** from specific treatment court services is moved into E&E serving all types of treatment court services.

Budget Request:

1. Appropriate **\$1,079,936** and 26 FTE for the pretrial program.
2. Fund **\$2,007,834** for 29 FTE and expense and equipment for secure juvenile detention centers.
3. Appropriate **\$5,193,360** for mental health contractors and security contractors.
4. Reallocate **\$1,000,000** E&E from specific treatment court services into E&E serving all types of treatment court services.

Repair the Supreme Court Building and Library to Serve Future Generations

Like the Missouri State Capitol and Governor's Mansion, the Supreme Court is one of the historic buildings in the Capitol Complex. Built with proceeds of the 1904 World's Fair in St. Louis and opened in 1907, the building now welcomes more than 20,000 visitors each year. Due to age and usage, repairs and restoration for each floor are needed, and restoring the building to its original historical look is desired. Specific projects would include painting, plaster and wood restoration, a historical study of the building, cleaning and restoration of the original tile mosaic floors, electrical upgrades, and other safety and structural replacements and improvements.

The 6,000 square foot Supreme Court Library is designated as the state law library by statute. The library needs repair to falling plaster and its historic ceiling and laylights. In addition, the library is a central feature of the numerous tours given to school children and other Missourians throughout the year. To provide more substantive content, the Court would use the money to upgrade tours via interactive teaching tools to help educate visitors about not only Missouri history, but also the fundamentals of the rule of law.

Budget Requests:

1. **\$1,636,398** for library renovations and a judicial learning center (\$1,636,398 requested for supplemental FY25, and \$1,636,398 requested for FY26).
2. **\$2,168,112** for building restoration of the Supreme Court Building (\$2,168,112 requested for supplemental FY25 and for FY26).




In the past decade, public confidence in the courts and the rule of law has eroded faster than ever before. Most people don't have much idea what we do or how we do it, and much of what they think they know is wrong. If we want the public to know what we know – and they have to, for the rule of law to survive and for the judicial system to work – then it's up to us to teach them. We have to educate the public about their justice system.

- Paul C. Wilson, Chief Justice, Supreme Court of Missouri
Address to The Missouri Bar and the Judicial Conference
of Missouri, September 15, 2022

Marijuana Initiative Implementation

An initiative petition to amend Mo. Const., Art. XIV, Sec. 2 for the right to access marijuana was passed in November 2022. The petition created a constitutional obligation to automatically vacate certain marijuana-related offenses and also required the expungement of certain marijuana-related records within a specified timeframe.

The projected costs for redaction software and information security and maintenance for expungements require an additional **\$176,869** in E&E. Costs began in FY23 and continue into FY26.

| | |
|---|--|
|  IN THE _____ JUDICIAL CIRCUIT, _____ COUNTY, MISSOURI | |
| Judge or Division: | Case Number: |
| | Court ORI No.: |
| Petitioner: _____ vs. _____ (Date File Stamp) | |
| Defendant(s): | |
| <input type="checkbox"/> Circuit Court Division _____ | <input type="checkbox"/> _____ County Sheriff's Dept. |
| <input type="checkbox"/> Associate Court Division _____ | <input type="checkbox"/> _____ Municipal Police Dept. |
| <input type="checkbox"/> Municipal Court Division _____ | <input type="checkbox"/> _____ Missouri Highway Patrol Troop |
| <input type="checkbox"/> Criminal Records Repository | Prosecutor's Office (include name of county or city) |
| | <input type="checkbox"/> County _____ |
| | <input type="checkbox"/> Municipal _____ |
| <input type="checkbox"/> Other (include name and address of agency): _____ | |
| Petition for Expungement of Arrest Records | |

Budget Request:

1. Appropriate **\$176,869** for the FY26 budget.

Provide Critical Services and Essential Functions of the Missouri Court System



Provides public access to more than 27.53 million open court case records including docket entries, parties, judgments, charges in public court and virtual hearing information.



In the first half of 2024, more than 3.22 million filings were made, saving counties, municipalities and parties millions in postage, paper, labor and storage.

Funding is necessary to replace computer equipment damaged from an electrical event June 29, 2024, at one of the judiciary's data centers. The electrical event compromised our computer systems and eliminated our technical redundancy, leaving the judiciary with reduced technical operational capacity and requiring all technical operational activities to occur at the remaining data center.

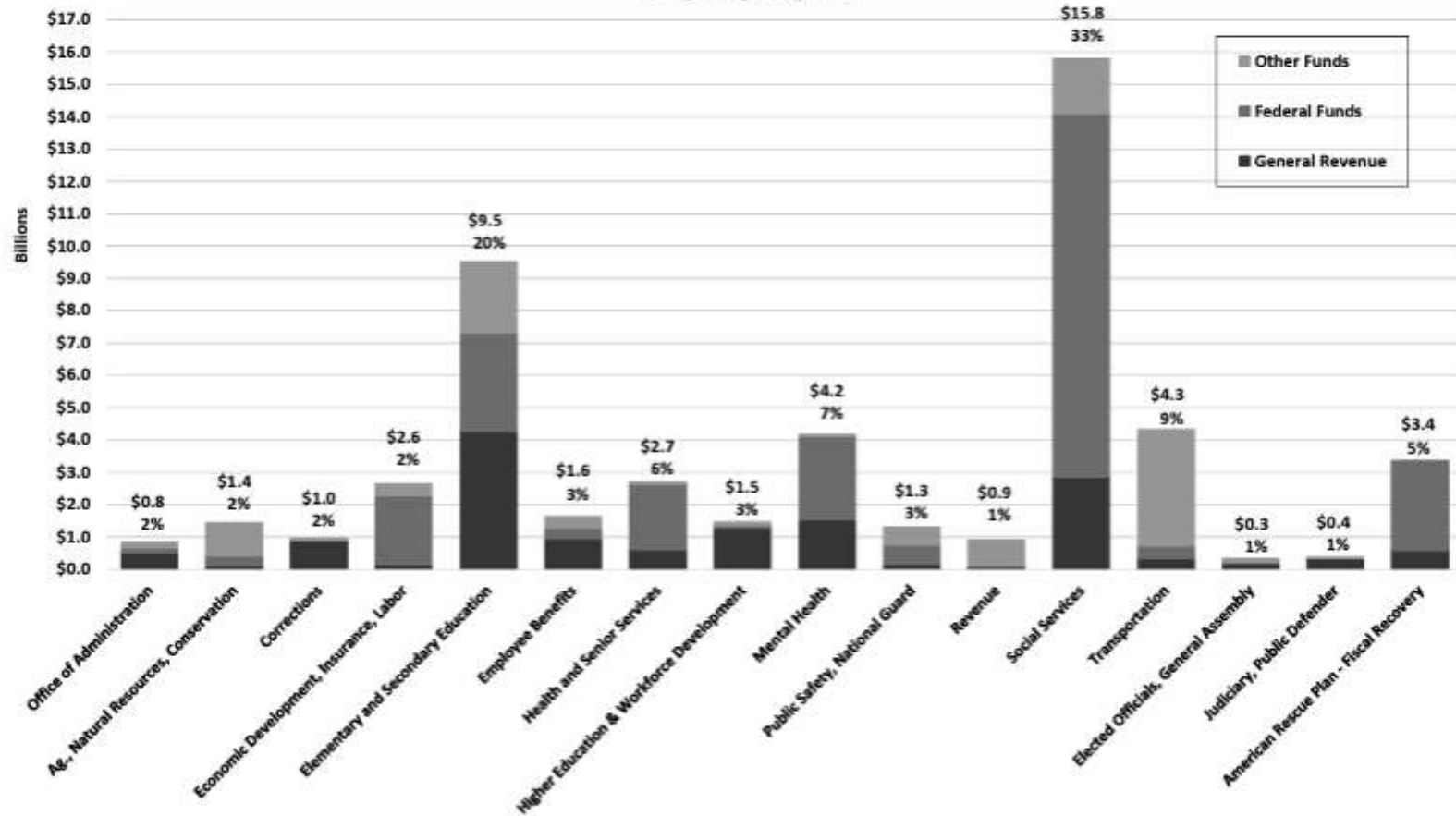
The damaged equipment was vital for the continuity of services provided by the Missouri court system, including but not limited to Case.net, the Missouri Electronic Filing System and the statewide case management systems. The loss of these computer resources not only hampers day-to-day functions but also reduces our ability to ensure on-going services for our justice partners, judiciary staff and the citizens of Missouri. Replacing the damaged equipment is crucial for restoring our full operational capabilities and providing adequate redundancy to ensure uninterrupted services.

In addition, **\$3,805,036** is needed for ongoing information security and maintenance for the case management system.

Budget Request:

1. Appropriate **\$2,989,111** from the General Revenue Fund (ongoing) plus **\$2,000,000** from the Court Automation Fund (ongoing) for the FY26 budget.
2. Appropriate **\$3,805,036** for information security and maintenance.

**FISCAL YEAR 2025 GOVERNOR'S RECOMMENDED OPERATING BUDGET (ALL FUNDS) -
*\$51,819,603,984**



*Excludes Refunds

**State Auditor's Reports, Oversight Evaluations, and Missouri Sunset Act Reports
Senate Bill 299**

| Judiciary | Type of Report | Date Issued | Website |
|--------------------------------------|--------------------|----------------|---|
| Supreme Court of Missouri | State Audit Report | August 2015 | Http://www.auditor.mo.gov |
| Office of State Courts Administrator | State Audit Report | August 2016 | Http://www.auditor.mo.gov |
| Statewide Court Automation Report | State Audit Report | August 2016 | Http://www.auditor.mo.gov |
| Court of Appeals – Western District | State Audit Report | January 2013 | Http://www.auditor.mo.gov |
| Court of Appeals – Eastern District | State Audit Report | March 2012 | Http://www.auditor.mo.gov |
| Court of Appeals – Southern District | State Audit Report | February 2011 | Http://www.auditor.mo.gov |
| MISSOURI COUNTIES: | | | |
| Adair County | State Audit Report | December 2018 | Http://www.auditor.mo.gov |
| Andrew County | State Audit Report | September 2018 | Http://www.auditor.mo.gov |
| Atchison County | State Audit Report | June 2018 | Http://www.auditor.mo.gov |
| Audrain County | State Audit Report | December 2018 | Http://www.auditor.mo.gov |
| Barry County | State Audit Report | December 2019 | Http://www.auditor.mo.gov |
| Barton County | State Audit Report | June 2017 | Http://www.auditor.mo.gov |
| Bates County | State Audit Report | June 2017 | Http://www.auditor.mo.gov |
| Benton County | State Audit Report | September 2016 | Http://www.auditor.mo.gov |
| Bollinger County | State Audit Report | November 2017 | Http://www.auditor.mo.gov |
| Boone County * | State Audit Report | July 2015 | Http://www.auditor.mo.gov |
| Buchanan County * | State Audit Report | December 2014 | Http://www.auditor.mo.gov |
| Butler County | State Audit Report | December 2015 | Http://www.auditor.mo.gov |
| Caldwell County | State Audit Report | December 2021 | Http://www.auditor.mo.gov |
| Callaway County * | State Audit Report | March 2014 | Http://www.auditor.mo.gov |
| Camden County * | State Audit Report | August 2019 | Http://www.auditor.mo.gov |
| Cape Girardeau County * | State Audit Report | December 2020 | Http://www.auditor.mo.gov |
| Carroll County | State Audit Report | February 2024 | Http://www.auditor.mo.gov |
| Carter County | State Audit Report | December 2021 | Http://www.auditor.mo.gov |
| Cass County * | State Audit Report | August 2015 | Http://www.auditor.mo.gov |

**State Auditor's Reports, Oversight Evaluations, and Missouri Sunset Act Reports
Senate Bill 299**

| | | | |
|--------------------|--------------------|----------------|---|
| Cedar County | State Audit Report | September 2016 | Http://www.auditor.mo.gov |
| Chariton County | State Audit Report | October 2023 | Http://www.auditor.mo.gov |
| Christian County * | State Audit Report | June 2010 | Http://www.auditor.mo.gov |
| Clark County | State Audit Report | September 2016 | Http://www.auditor.mo.gov |
| Clay County * | State Audit Report | March 2022 | Http://www.auditor.mo.gov |
| Clinton County | State Audit Report | December 2018 | Http://www.auditor.mo.gov |
| Cole County * | State Audit Report | September 2012 | Http://www.auditor.mo.gov |
| Cooper County | State Audit Report | November 2017 | Http://www.auditor.mo.gov |
| Crawford County | State Audit Report | July 2017 | Http://www.auditor.mo.gov |
| Dade County | State Audit Report | July 2021 | Http://www.auditor.mo.gov |
| Dallas County | State Audit Report | May 2019 | Http://www.auditor.mo.gov |
| Daviess County | State Audit Report | July 2017 | Http://www.auditor.mo.gov |
| DeKalb County | State Audit Report | November 2020 | Http://www.auditor.mo.gov |
| Dent County | State Audit Report | October 2022 | Http://www.auditor.mo.gov |
| Douglas County | State Audit Report | September 2020 | Http://www.auditor.mo.gov |
| Dunklin County | State Audit Report | November 2020 | Http://www.auditor.mo.gov |
| Franklin County * | State Audit Report | September 2008 | Http://www.auditor.mo.gov |
| Gasconade County | State Audit Report | February 2019 | Http://www.auditor.mo.gov |
| Gentry County | State Audit Report | September 2017 | Http://www.auditor.mo.gov |
| Greene County * | State Audit Report | August 2020 | Http://www.auditor.mo.gov |
| Grundy County | State Audit Report | October 2022 | Http://www.auditor.mo.gov |
| Harrison County | State Audit Report | November 2021 | Http://www.auditor.mo.gov |
| Henry County | State Audit Report | July 2021 | Http://www.auditor.mo.gov |
| Hickory County | State Audit Report | June 2019 | Http://www.auditor.mo.gov |
| Holt County | State Audit Report | January 2024 | Http://www.auditor.mo.gov |
| Howard County | State Audit Report | May 2020 | Http://www.auditor.mo.gov |
| Howell County | State Audit Report | June 2023 | Http://www.auditor.mo.gov |
| Iron County | State Audit Report | April 2024 | Http://www.auditor.mo.gov |

**State Auditor's Reports, Oversight Evaluations, and Missouri Sunset Act Reports
Senate Bill 299**

| | | | |
|--------------------|--------------------|----------------|---|
| Jackson County * | State Audit Report | May 2015 | Http://www.auditor.mo.gov |
| Jasper County * | State Audit Report | January 2014 | Http://www.auditor.mo.gov |
| Jefferson County * | State Audit Report | December 2013 | Http://www.auditor.mo.gov |
| Johnson County | State Audit Report | November 2020 | Http://www.auditor.mo.gov |
| Knox County | State Audit Report | July 2017 | Http://www.auditor.mo.gov |
| Laclede County | State Audit Report | October 2018 | Http://www.auditor.mo.gov |
| Lafayette County | State Audit Report | November 2013 | Http://www.auditor.mo.gov |
| Lawrence County | State Audit Report | December 2021 | Http://www.auditor.mo.gov |
| Lewis County | State Audit Report | December 2018 | Http://www.auditor.mo.gov |
| Lincoln County * | State Audit Report | November 2019 | Http://www.auditor.mo.gov |
| Linn County | State Audit Report | August 2016 | Http://www.auditor.mo.gov |
| Livingston County | State Audit Report | August 2017 | Http://www.auditor.mo.gov |
| Macon County | State Audit Report | August 2021 | Http://www.auditor.mo.gov |
| Madison County | State Audit Report | November 2020 | Http://www.auditor.mo.gov |
| Maries County | State Audit Report | October 2021 | Http://www.auditor.mo.gov |
| Marion County | State Audit Report | November 2020 | Http://www.auditor.mo.gov |
| McDonald County | State Audit Report | September 2021 | Http://www.auditor.mo.gov |
| Mercer County | State Audit Report | August 2017 | Http://www.auditor.mo.gov |
| Miller County | State Audit Report | January 2019 | Http://www.auditor.mo.gov |
| Mississippi County | State Audit Report | November 2016 | Http://www.auditor.mo.gov |
| Moniteau County | State Audit Report | August 2017 | Http://www.auditor.mo.gov |
| Monroe County | State Audit Report | August 2020 | Http://www.auditor.mo.gov |
| Montgomery County | State Audit Report | February 2024 | Http://www.auditor.mo.gov |
| Morgan County | State Audit Report | July 2017 | Http://www.auditor.mo.gov |
| New Madrid County | State Audit Report | December 2020 | Http://www.auditor.mo.gov |
| Newton County * | State Audit Report | November 2020 | Http://www.auditor.mo.gov |
| Nodaway County | State Audit Report | September 2022 | Http://www.auditor.mo.gov |
| Oregon County | State Audit Report | September 2021 | Http://www.auditor.mo.gov |

**State Auditor's Reports, Oversight Evaluations, and Missouri Sunset Act Reports
Senate Bill 299**

| | | | |
|-----------------------|--------------------|----------------|---|
| Osage County | State Audit Report | June 2018 | Http://www.auditor.mo.gov |
| Ozark County | State Audit Report | November 2023 | Http://www.auditor.mo.gov |
| Pemiscot County | State Audit Report | February 2024 | Http://www.auditor.mo.gov |
| Perry County | State Audit Report | November 2022 | Http://www.auditor.mo.gov |
| Pettis County | State Audit Report | December 2013 | Http://www.auditor.mo.gov |
| Phelps County | State Audit Report | June 2020 | Http://www.auditor.mo.gov |
| Pike County | State Audit Report | November 2017 | Http://www.auditor.mo.gov |
| Platte County * | State Audit Report | October 2021 | Http://www.auditor.mo.gov |
| Polk County | State Audit Report | December 2016 | Http://www.auditor.mo.gov |
| Pulaski County | State Audit Report | September 2019 | Http://www.auditor.mo.gov |
| Putnam County | State Audit Report | October 2022 | Http://www.auditor.mo.gov |
| Ralls County | State Audit Report | February 2022 | Http://www.auditor.mo.gov |
| Randolph County | State Audit Report | May 2017 | Http://www.auditor.mo.gov |
| Ray County | State Audit Report | October 2023 | Http://www.auditor.mo.gov |
| Reynolds County | State Audit Report | June 2018 | Http://www.auditor.mo.gov |
| Ripley County | State Audit Report | November 2016 | Http://www.auditor.mo.gov |
| St. Charles County * | State Audit Report | October 2013 | Http://www.auditor.mo.gov |
| St. Clair County | State Audit Report | November 2017 | Http://www.auditor.mo.gov |
| St. Francois County * | State Audit Report | February 2009 | Http://www.auditor.mo.gov |
| St. Louis County * | State Audit Report | September 2020 | Http://www.auditor.mo.gov |
| St. Louis City * | State Audit Report | June 2010 | Http://www.auditor.mo.gov |
| Ste. Genevieve County | State Audit Report | June 2017 | Http://www.auditor.mo.gov |
| Saline County | State Audit Report | September 2013 | Http://www.auditor.mo.gov |
| Schuyler County | State Audit Report | October 2021 | Http://www.auditor.mo.gov |
| Scotland County | State Audit Report | October 2017 | Http://www.auditor.mo.gov |
| Scott County | State Audit Report | August 2018 | Http://www.auditor.mo.gov |
| Shannon County | State Audit Report | August 2018 | Http://www.auditor.mo.gov |

**State Auditor's Reports, Oversight Evaluations, and Missouri Sunset Act Reports
Senate Bill 299**

| | | | |
|-------------------|-----------------------|---------------|---|
| Shelby County | State Audit Report | June 2017 | Http://www.auditor.mo.gov |
| Stoddard County | State Audit Report | December 2022 | Http://www.auditor.mo.gov |
| Stone County | State Audit Report | July 2020 | Http://www.auditor.mo.gov |
| Sullivan County | State Audit Report | November 2021 | Http://www.auditor.mo.gov |
| Taney County | County Auditor Report | July 2014 | Http://www.auditor.mo.gov |
| Texas County | State Audit Report | December 2022 | Http://www.auditor.mo.gov |
| Vernon County | State Audit Report | July 2016 | Http://www.auditor.mo.gov |
| Warren County | State Audit Report | August 2020 | Http://www.auditor.mo.gov |
| Washington County | State Audit Report | December 2018 | Http://www.auditor.mo.gov |
| Wayne County | State Audit Report | November 2021 | Http://www.auditor.mo.gov |
| Webster County | State Audit Report | June 2017 | Http://www.auditor.mo.gov |
| Worth County | State Audit Report | June 2022 | Http://www.auditor.mo.gov |
| Wright County | State Audit Report | November 2016 | Http://www.auditor.mo.gov |

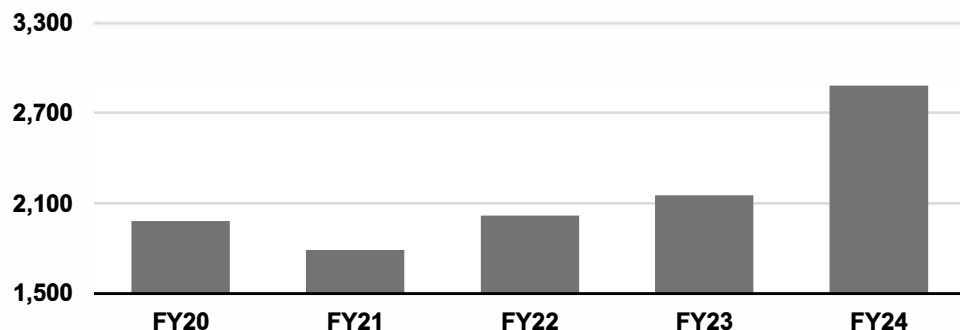
* As per §55.030 and §55.160, RSMo, a County Auditor issues audit reports for 1st and 2nd class counties, so there are no state audit reports available.

Programs Subject to Missouri Sunset Act

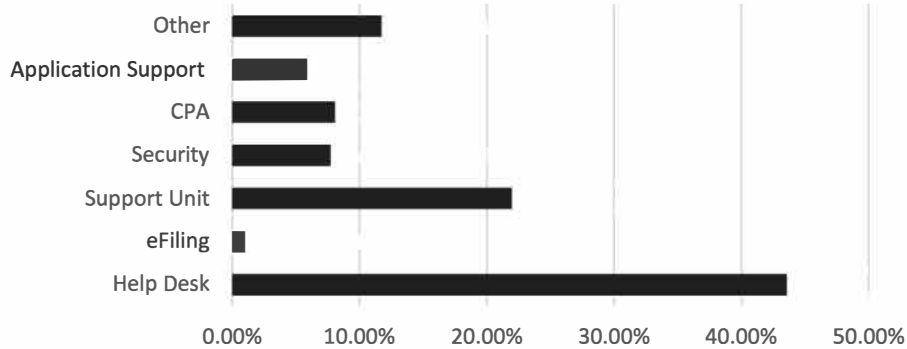
| Program | Statutes Establishing | Sunset Date | Review Status |
|-------------------------------------|------------------------------|------------------------|----------------------|
| Statewide Court Automation Fund Fee | §488.027, RSMo | Removed (SB103 / 2023) | |
| Basic Civil Legal Services Fund | §477.650, RSMo | December 31, 2025 | |

Technical Assistance

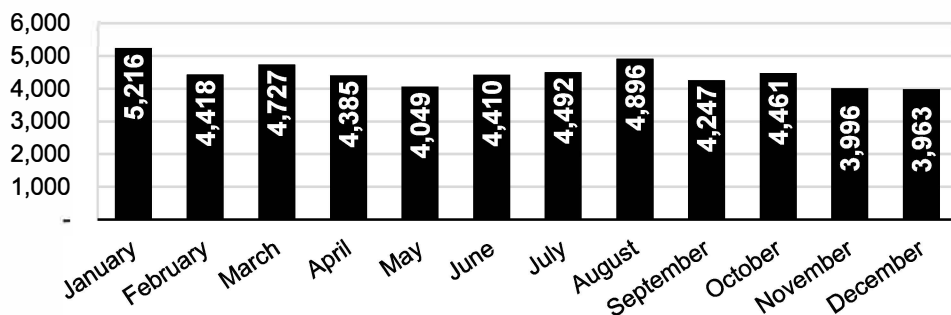
FY 2024 Judge Transfer Orders



HELP DESK CALLS FY 2024



Average Help Desk Calls for Calendar Years 2019 - 2023



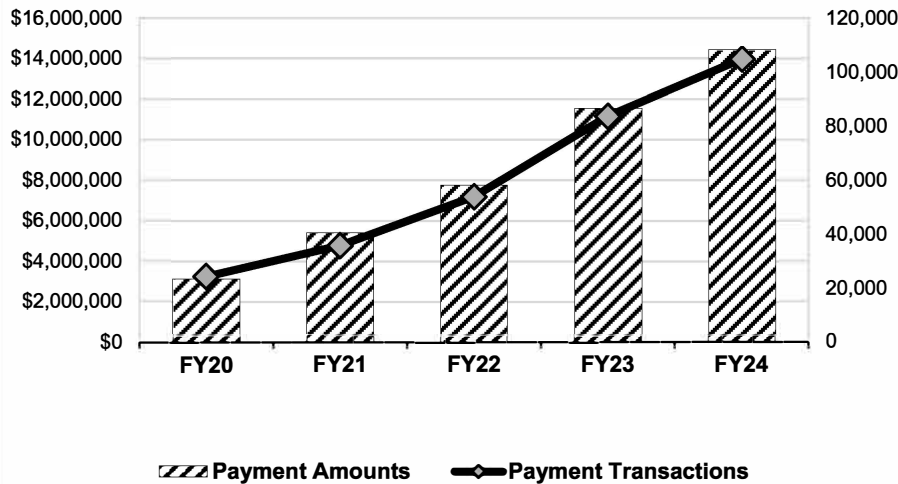
Acting under the direction of the Supreme Court of Missouri, pursuant to Article V, section 4 of the Missouri Constitution, the Office of State Courts Administrator (OSCA) is responsible for providing administrative, business and technology support services to the courts. The duties and responsibilities assigned to the state court administrator's office relate to all levels of the state court system. Some of the ways the office assists the courts include:

- Provide case processing technical support;
- Enable criminal history reporting;
- Facilitate debt collection via vendor;
- Support treatment court programs and administer treatment court funding;
- Maintain data for case disposition time standards and child permanency hearings;
- Maintain measures for juvenile services standards and administer juvenile program funding;
- Develop, maintain and update statewide case management system in all courts, along with a wide variety of other technical applications and hardware necessary for court operations;
- Fiscal support services (appropriation requests, fiscal notes, bill payment & reimbursements);
- Legal support services (e.g., updates on new legislation);
- Human resources support (payroll processing, personnel matters);
- Training for judicial personnel;
- Statistical analysis.

Court Technology Activity

Pay by Web

First Payment Processed on August 7, 2014

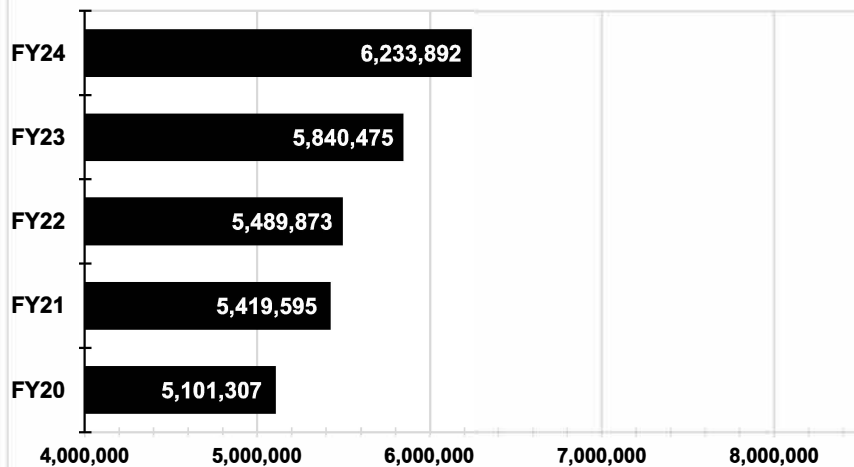


Sustain and expand technology services that render geography largely irrelevant, with greater efficiency, wider access, and enhanced accountability for the litigant and taxpayer.

- Maintain and support the computers, servers, websites, information systems, and technologies required to operate all Missouri courts by connecting 350 servers and 536 routers and switches in 224 locations, approximately 5,000 judiciary employees to share electronic information on one network and with other state systems.
- Develop and implement Show-Me Courts Enhanced Traffic and Ordinance and Show-Me Jury in the circuit courts, including the municipal divisions.
- Support Missouri Case.net, which averages 155,219,222 hits monthly, and more than 2.5 billion hits yearly.
- Add "Track This Case" to Case.net, which improves service by allowing citizens to receive an email or text about events in a particular case of interest. Currently, 422,805 users are registered with an average of 6,578 new users signing up each month.
- Generate approximately 25 million eNotices and eService emails in fiscal year 2024 through the Missouri eFiling system.
- Allow lawyers to use existing electronic court records to compile a legal file instead of paper records in the appellate courts. The Public Defenders Office is a significant beneficiary of the legal file functionality, saving the Public Defenders time and expense in their appellate filings. Postage costs are also saved due to this implementation. Taxpayer dollars are saved by eliminating the need for circuit court personnel to be involved in the process and citizens pay less in attorney fees for preparation of the legal file. The Missouri eFiling System processed 1,503 system-generated legal file filings during fiscal year 2024.
- Support video conferencing technology that allows an offender to appear before a judge for arraignment without ever leaving a secure facility. This reduces the need for transportation to court and security personnel, and increases secure containment of offenders, all of which enhance the safety of court personnel and the general public. Video Conferencing allows cost savings to county jails for not having to hold inmates while on a trip for a court appearance. Mental health hearings also use video conferencing statewide, realizing savings in time and money more productively spent on patient care.
- Develop, deploy, and maintain automated interfaces to share data with the highway patrol; attorney general's office; local prosecuting attorneys; and departments of revenue, social services, and health and senior services. Shared data populates other automated systems and meets federal and state reporting guidelines, such as criminal history and traffic disposition reporting.

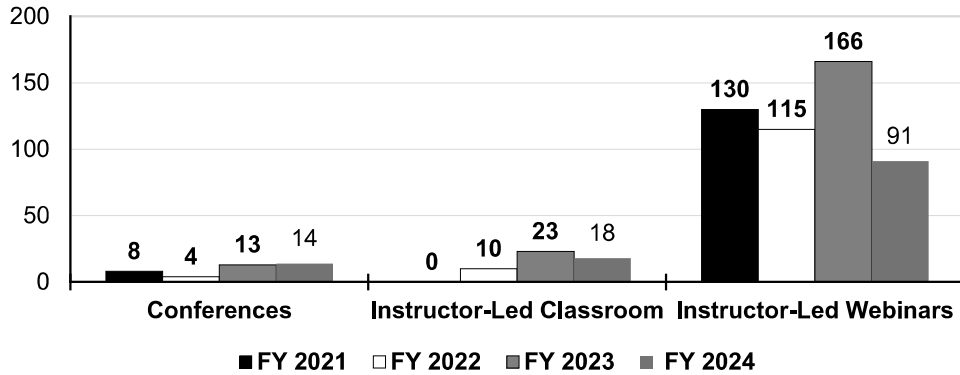
MO eFiling System - Number of Filings

Initial Pilot Started on September 1, 2011



Judicial Education Activity

Activities by Delivery Method

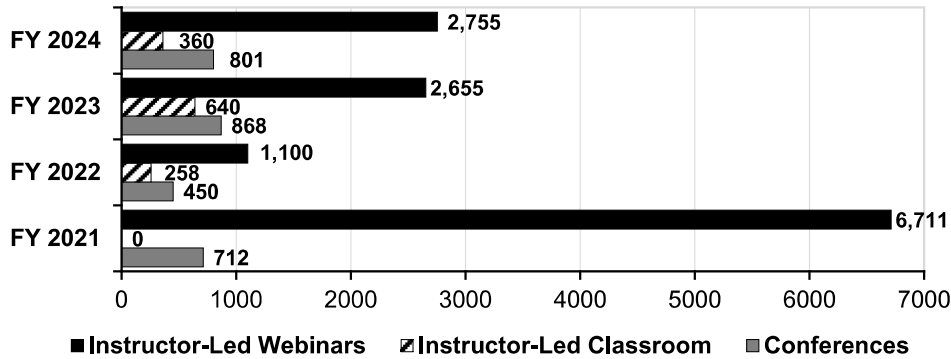


More than 6,337 state, county, and municipal judicial branch employees rely on new or continuing education and skills training funded by the Judicial Education and Training Fund. Citizens are best served when clerks, judges, and juvenile staff are well-educated and trained.

From front-line workers such as juvenile officers, detention workers, and court clerks, to municipal division employees, judicial education provides courses and programs of study tailored to meet the specific needs of both new and experienced court personnel. These courses and programs are designed to satisfy standards mandated by federal and state statutes and by Supreme Court rules. Courses provided included the following:

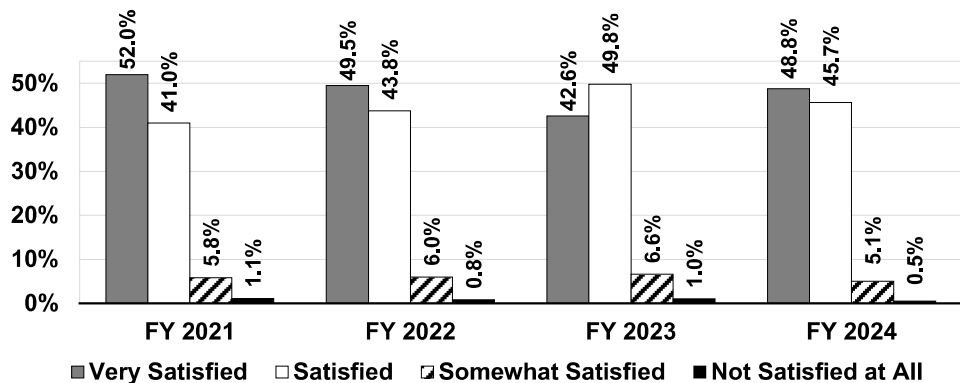
- New juvenile officer training
- Child abuse and neglect training
- Case planning and assessment
- Fundamental skills and safety for the juvenile justice professional
- Fundamental skills for detention staff faculty development
- Court clerk college
- New clerk orientation
- Case processing
- Case management software
- Jury management software
- Child support software
- Judicial College
- New judge orientation
- Trial skill seminars
- MACSS

Attendance by Delivery Method

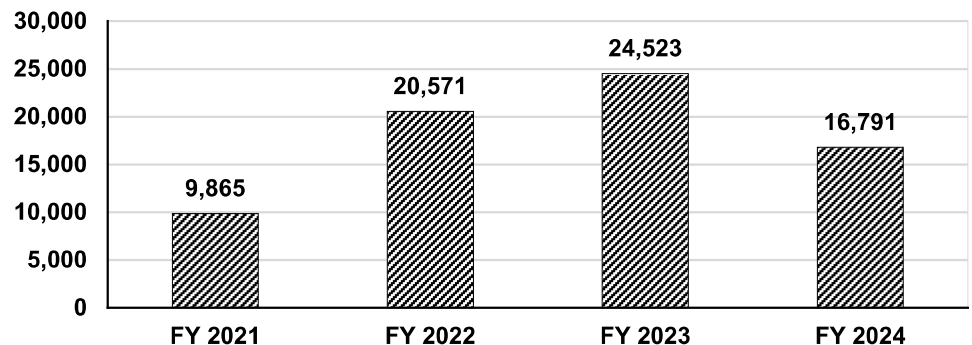


In FY21 additional Webinars were offered due to less in-person training.

Overall Satisfaction Rating



e-Learning Completions (Number of Attendees)

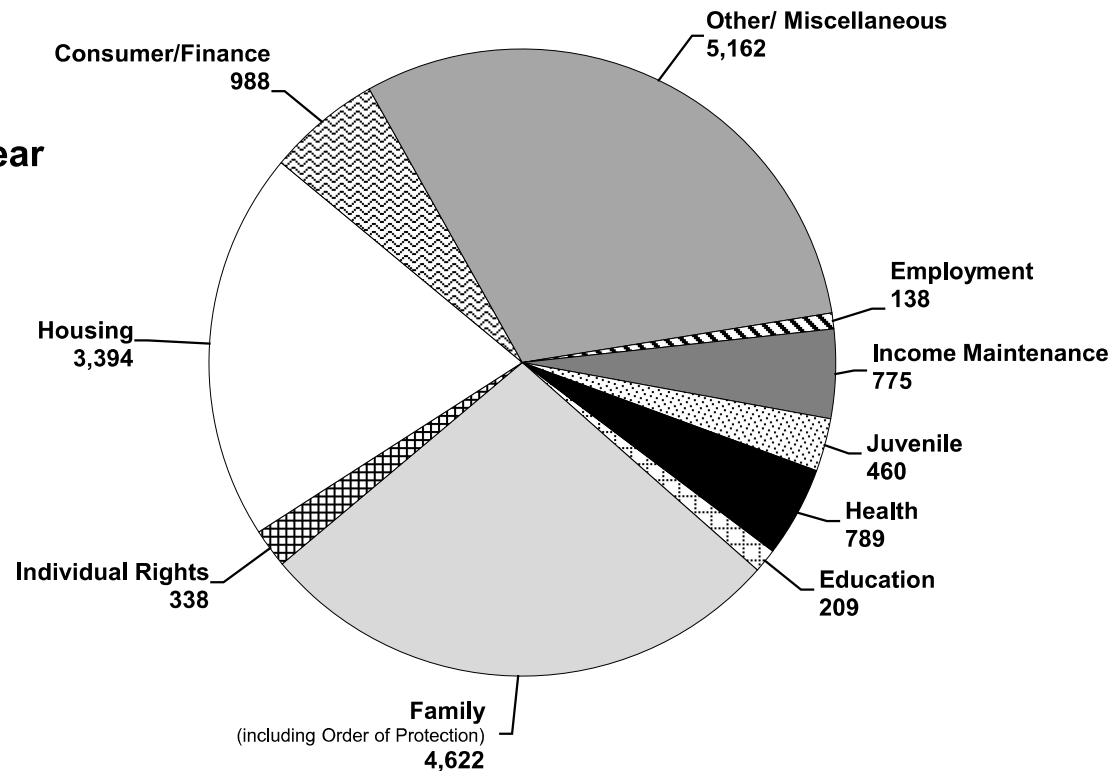


Basic Civil Legal Services

Provides funding for the Legal Aid programs

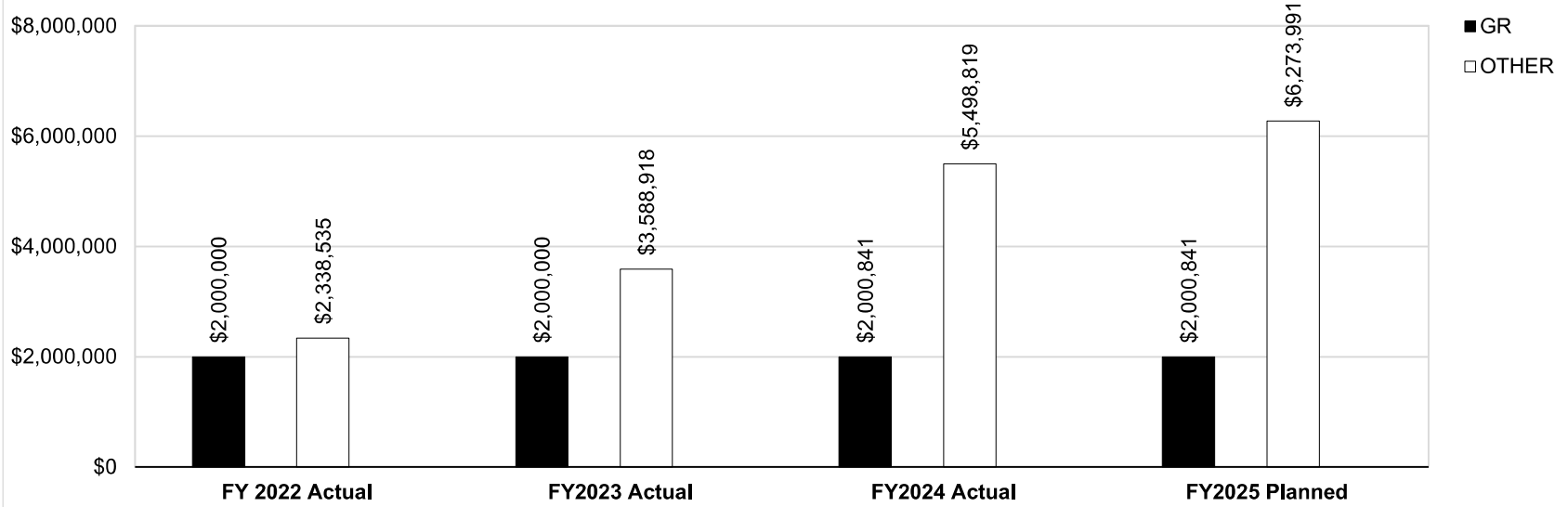
- The Basic Civil Legal Services Fund, passed in SB 447 (2003), section 477.650, RSMo., funds the work of Missouri's four Legal Aid programs, which provide access to the civil justice system to low-income Missourians (who live at or below 125% of Federal Poverty Level) to protect their fundamental legal rights.
- One of the focuses of the Legal Aid programs is to ensure that adults and children have access to medical care through the MoHealthNet system. Access to these benefits reduces the number of emergency room visits and the cost of medical care for everyone.
- Legal Aid staff win over 85% of the cases they bring to obtain access to medical care for their clients.
- There are four regional Legal Aid offices: Kansas City, St. Louis, Columbia and Springfield.
- In FY22, over \$125 million from punitive damages awarded in talc litigation in Missouri was transferred from the Tort Victims Compensation Fund into the BCLS. This represents the largest single payment into the BCLS, and this funding was paid to legal service organizations.

Cases Closed During Calendar Year 2023 (16,875 cases)

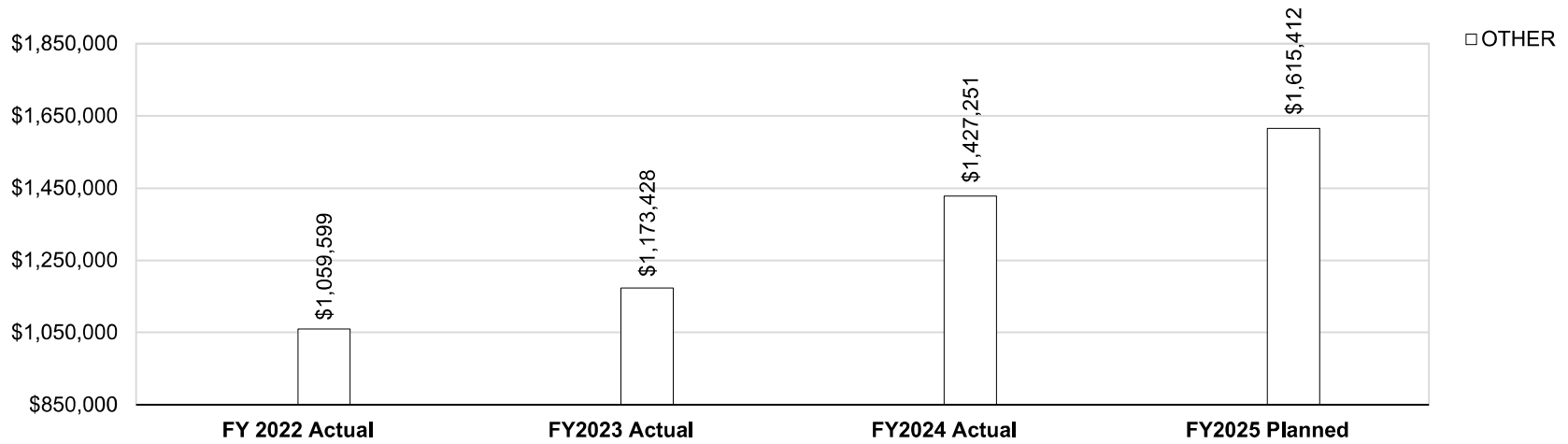


OSCA Program Expenditure History

Expenditure History - Court Automation

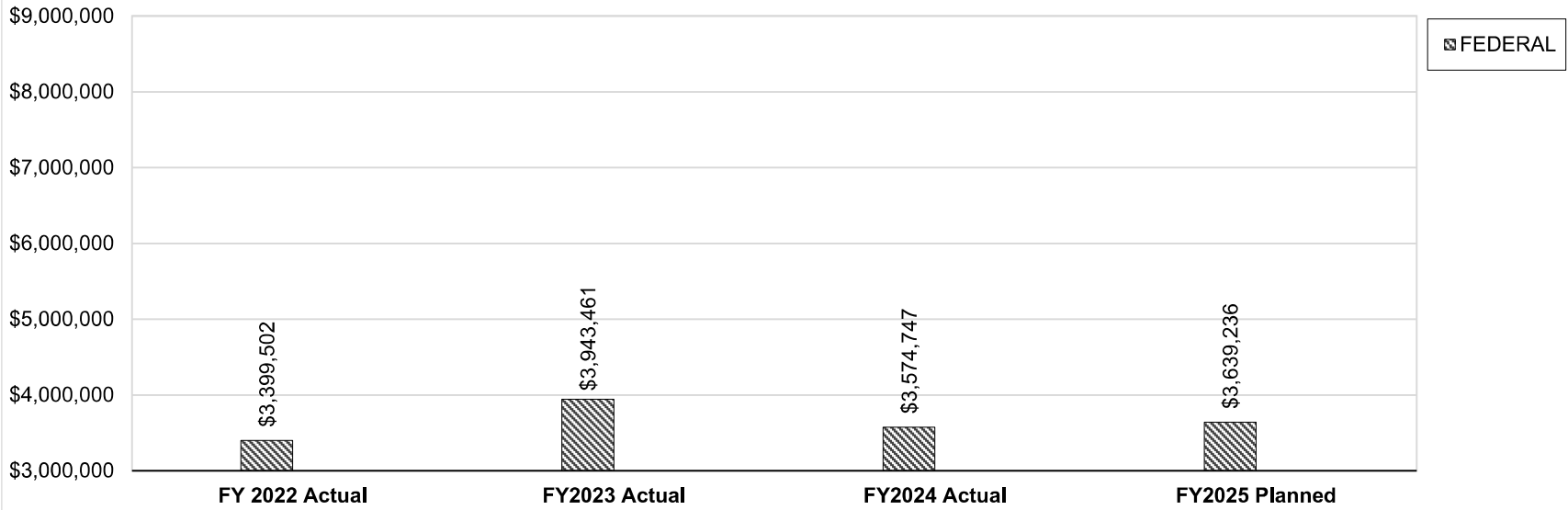


Expenditure History - Judicial Education

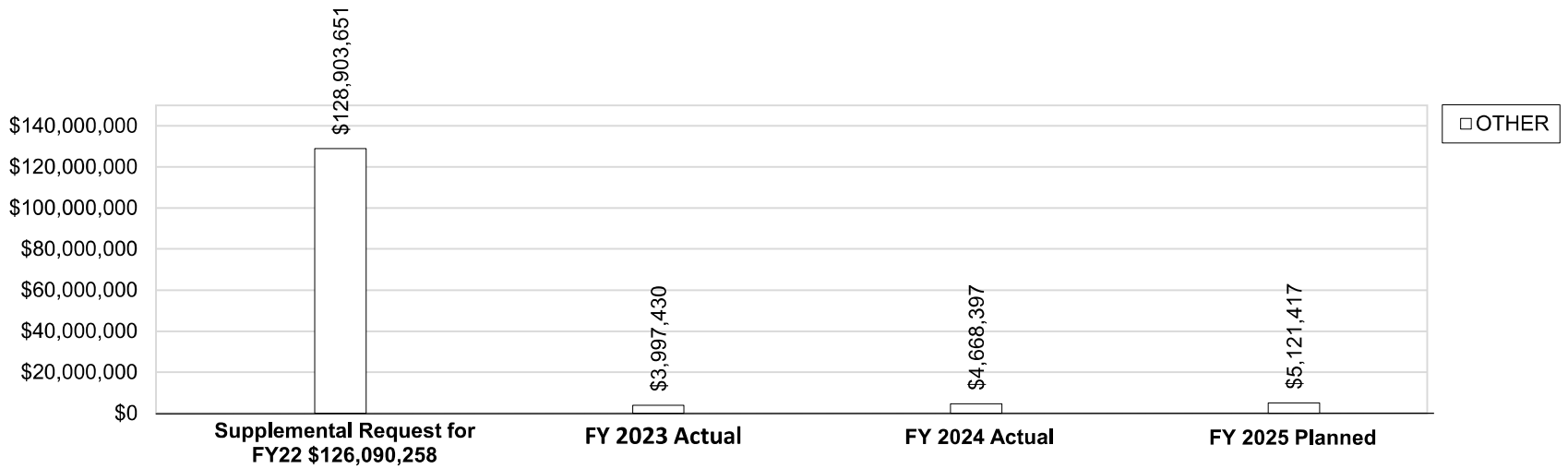


OSCA Program Expenditure History

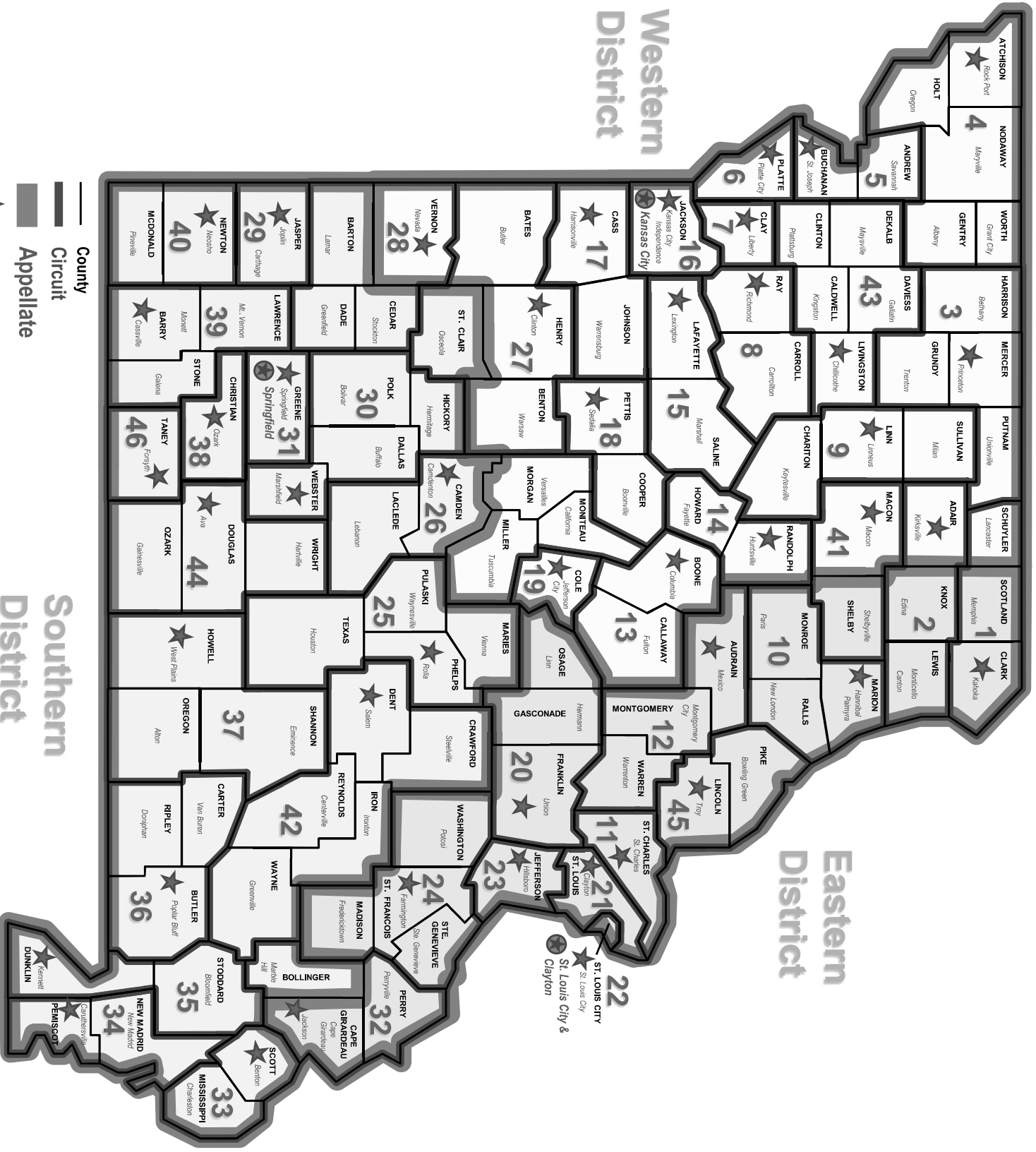
Expenditure History - Court Improvement Projects



Expenditure History - Basic Civil Legal Services



Missouri's 46 Judicial Circuits and 3 Appellate Districts



- County
- Circuit
- Appellate
- Location of PJ for Circuit
- Court of Appeals

Southern District

Western District

Eastern District

**FISCAL YEAR 2026
COURT OF APPEALS
CORE BY DISTRICT**

PERSONAL SERVICE:

| District | Appellate | Judges | Judicial Admin. Assistants | | Law Clerks | | Clerk | | Staff Counsel | | Other Staff | | Total | Personal Service |
|-------------------|--------------|--------------------|----------------------------|--------------------|--------------|--------------------|-------------|------------------|---------------|------------------|--------------|--------------------|---------------|---------------------|
| Western District | 11.00 | \$1,956,913 | 6.00 | \$302,976 | 22.00 | \$1,368,190 | 1.00 | \$112,213 | 1.00 | \$92,345 | 13.50 | \$730,323 | 54.50 | \$4,562,960 |
| Eastern District | 14.00 | \$2,490,617 | 14.00 | \$668,672 | 28.00 | \$1,702,766 | 1.00 | \$110,507 | 1.00 | \$74,803 | 17.75 | \$984,250 | 75.75 | \$6,031,615 |
| Southern District | 7.00 | \$1,245,308 | 7.00 | \$352,381 | 14.00 | \$930,965 | 1.00 | \$112,063 | 1.00 | \$92,290 | 7.60 | \$465,448 | 37.60 | \$3,198,455 |
| TOTAL | 32.00 | \$5,692,838 | 27.00 | \$1,324,029 | 64.00 | \$4,001,921 | 3.00 | \$334,783 | 3.00 | \$259,438 | 38.85 | \$2,180,021 | 167.85 | \$13,793,030 |

EXPENSE AND EQUIPMENT:

| District | Travel | Utilities, Janitorial, & M&R Services * | Library & Research | Equipment | Other | Total Expense & Equipment |
|-------------------|------------------|---|--------------------|------------------|------------------|---------------------------|
| Western District | \$47,998 | \$134,000 | \$177,486 | \$59,372 | \$52,629 | \$471,485 |
| Eastern District | \$30,538 | \$5,326 | \$134,520 | \$109,796 | \$195,427 | \$475,607 |
| Southern District | \$27,250 | \$1,921 | \$97,500 | \$95,598 | \$97,300 | \$319,569 |
| TOTAL | \$105,786 | \$141,247 | \$409,506 | \$264,766 | \$345,356 | \$1,266,661 |

* The Western District is the only district of the Court of Appeals that has its own building. Therefore, the Western District pays expenses out of its budget that are subsumed within the building lease payments made by OA on behalf of the other districts.

TOTAL CORE REQUEST:

| | |
|---------------------------------|----------------------------|
| Western District | \$5,034,445 |
| Eastern District | \$6,507,222 |
| Southern District | \$3,518,024 |
| TOTAL - COURT OF APPEALS | <u>\$15,059,691</u> |

**FISCAL YEAR 2026
COURT OF APPEALS
CORE AND NEW DECISION ITEMS**

DEPARTMENT FY 2026 REQUESTS:

| Item | Western District | Eastern District | Southern District | Total |
|---|---------------------|---------------------|---------------------|----------------------|
| Core | \$ 5,034,445 | \$ 6,507,222 | \$ 3,518,024 | \$ 15,059,691 |
| Constitutional Mandate FY 26 | \$ 35,332 | \$ 44,968 | \$ 22,484 | \$ 102,784 |
| Constitutional Mandate FY 19-22 | \$ 114,026 | \$ 145,124 | \$ 72,562 | \$ 331,712 |
| Chief Deputy Clerk for Western District | \$ 20,826 | \$ - | \$ - | \$ 20,826 |
| Total Request | \$ 5,204,629 | \$ 6,697,314 | \$ 3,613,070 | \$ 15,515,013 |

GOVERNOR FY 2026 RECOMMENDATIONS:

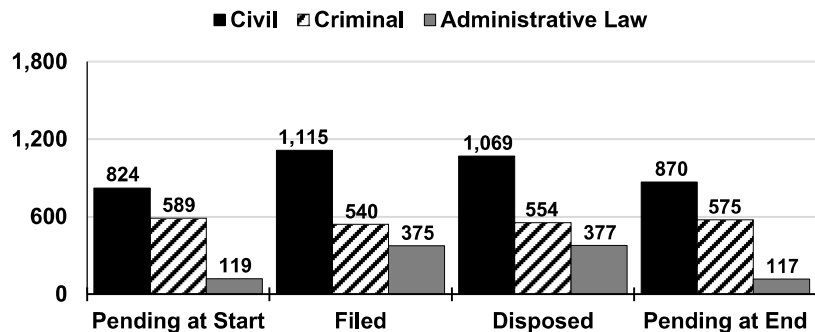
| Item | Western District | Eastern District | Southern District | Total |
|----------------------|------------------|------------------|-------------------|-------------|
| | \$ - | \$ - | \$ - | \$ - |
| | \$ - | \$ - | \$ - | \$ - |
| | \$ - | \$ - | \$ - | \$ - |
| | \$ - | \$ - | \$ - | \$ - |
| Total Request | \$ - | \$ - | \$ - | \$ - |

Court of Appeals FY 2024 Activity

Caseload Activity

Non-Caseload Activity

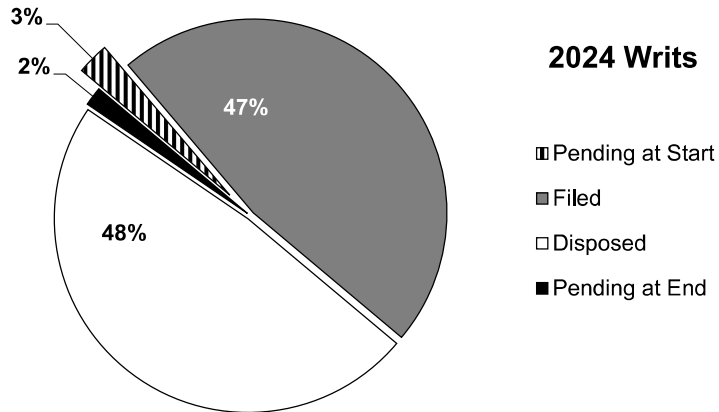
2024 Appeals



In addition to handling cases filed in our courts, appellate judges are actively involved in improving the efficient and effective administration of justice throughout the state.

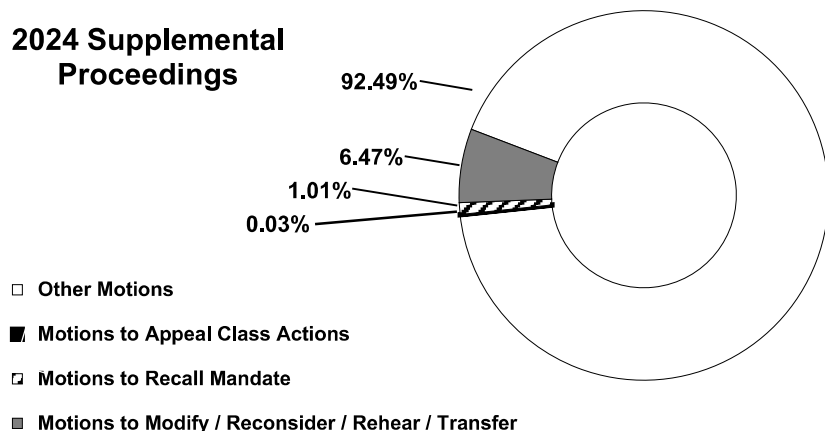
- Missouri’s appellate judges contribute to judicial effectiveness through participation in and leading a number of statutory and Supreme Court committees, commissions, and taskforces, which are designed to promote the administration of justice. These include: Missouri Court Automation Committee, State Judicial Records Committee, Judicial Education Committee, Appellate and Civil Rule committees, Committee on Criminal Procedures and Instructions, Commission on Racial and Ethnic Fairness, Civil Education Committee, Joint Commission on Women in the Profession, Family Law Committee, Commission on Retirement, Removal and Discipline, and Commission on Civil Justice Reform. Furthermore, Missouri appellate judges serve on national committees and in organizations that seek to improve the administration of justice beyond the borders of our state, including the National Center for Courts and the National Conference of Bar Examiners.

2024 Writs



- Missouri’s appellate judges provide free and frequent civic education by speaking at community, civic, legal, and educational functions. This public outreach complements access to the courts initiatives such as Case.net and Track This Case.
- In 2012, through the efforts of the judges, court staff, and representatives of the Office of State Courts Administrator, the three districts of the Court of Appeals implemented electronic filing. Since that time, we have continued to improve and refine the electronic filing system. For example, we have added popular features like “Track This Case,” which allows approximately 100,000 citizens to follow cases of interest. In January 2018, we also implemented a new system that allows lawyers to use existing court records to electronically compile a legal file without having to copy and scan certified paper records. This saves taxpayers dollars by eliminating the need for circuit court personnel to assist in this process, and it reduces attorney’s fees by dramatically decreasing the time to prepare a legal file.

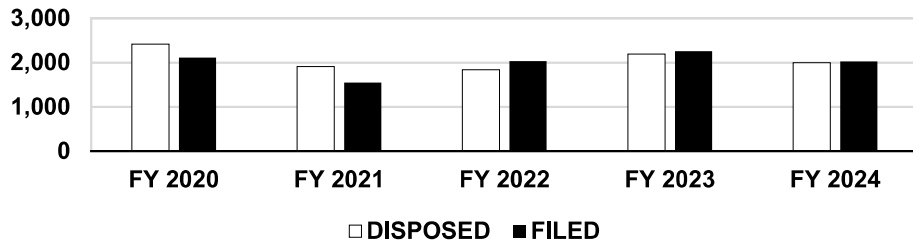
2024 Supplemental Proceedings



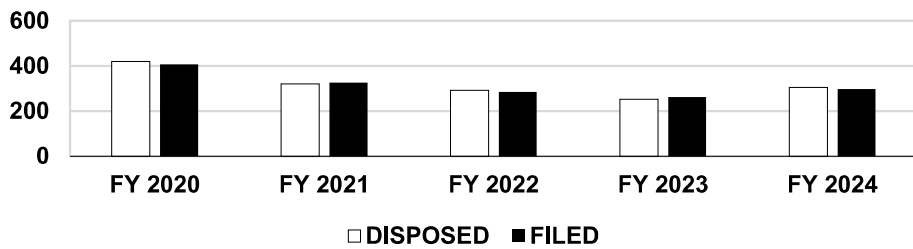
- The chief judge of the Western District chairs the 6th, 7th and 16th Judicial Circuit commissions. The chief judge of the Eastern District chairs the 21st and 22nd Judicial Circuit commissions. The chief judge of the Southern District chairs the 31st Judicial Circuit Commission. These commissions submit panels to the Governor for appointment of associate and circuit court judges for the respective circuits.
- To increase accessibility to the judicial process, the three districts of the Court of Appeals conduct special dockets at dozens of locations outside of our respective courthouses. These dockets are conducted at colleges, universities, law schools, county courthouses, and other public places in our communities. The goal is to serve the needs of our citizens who would not otherwise have the opportunity to see their appellate court in action.

Court of Appeals Workload History

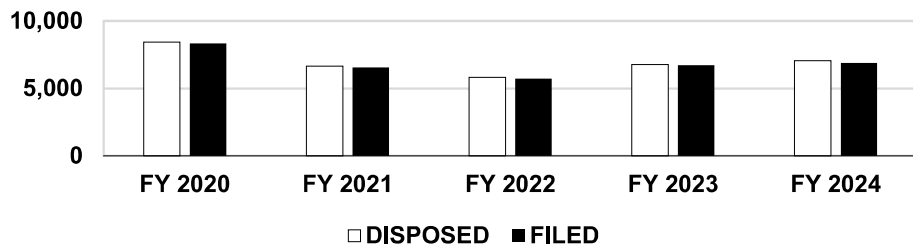
Appeals



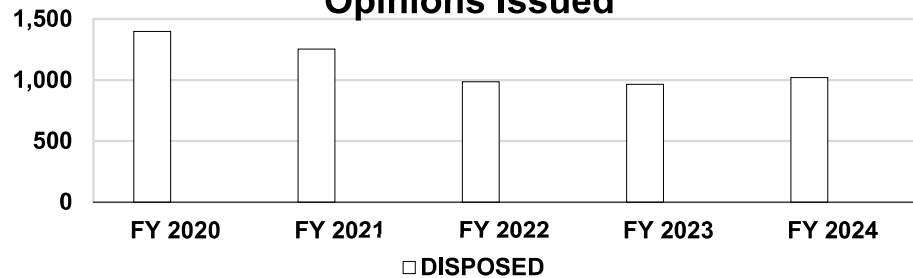
Writs



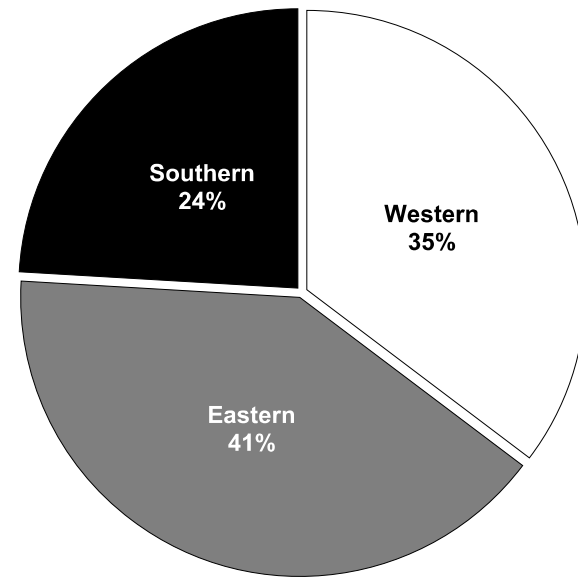
Motions



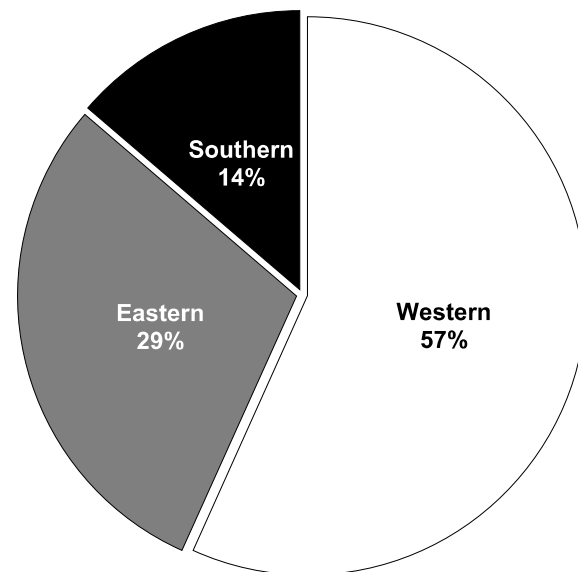
Opinions Issued



Missouri's Population by District

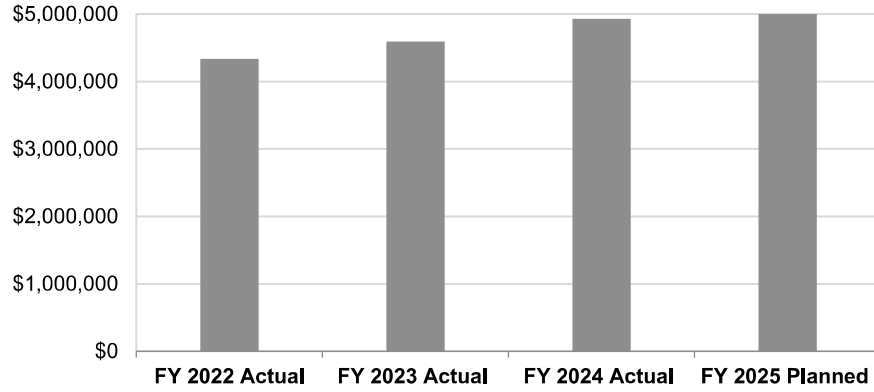


Inmate Operating Capacity by District

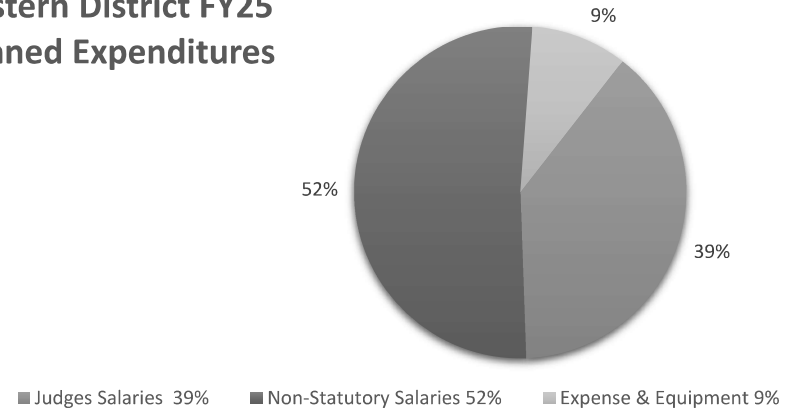


Court of Appeals Expenditure History

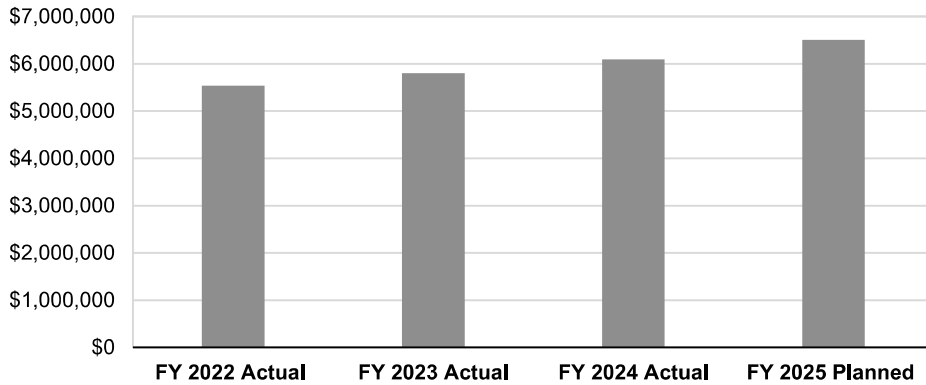
Expenditure History - Western District



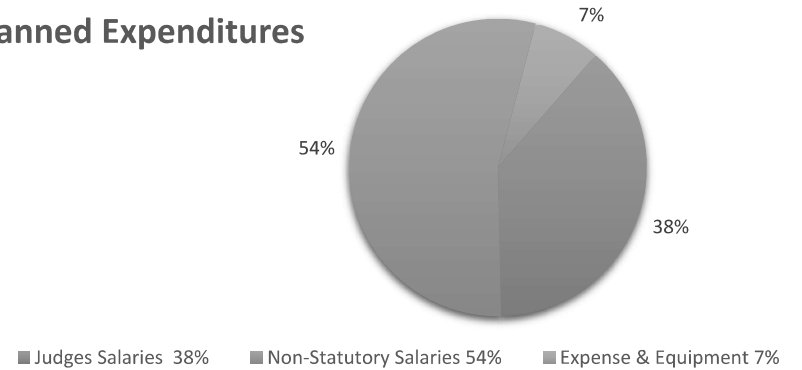
Western District FY25 Planned Expenditures



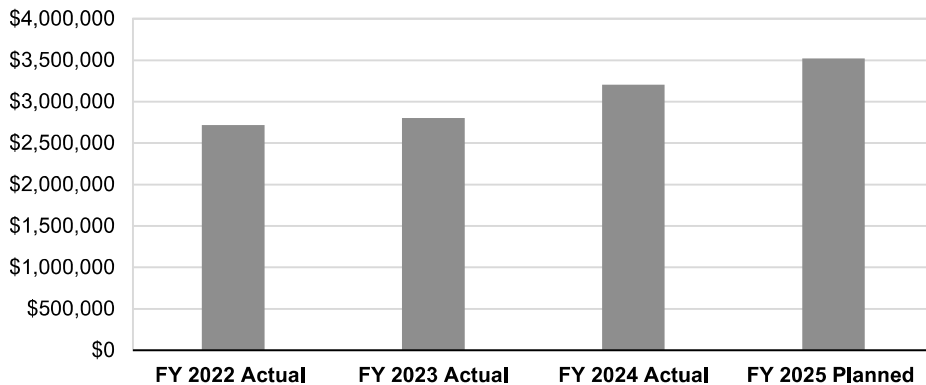
Expenditure History - Eastern District



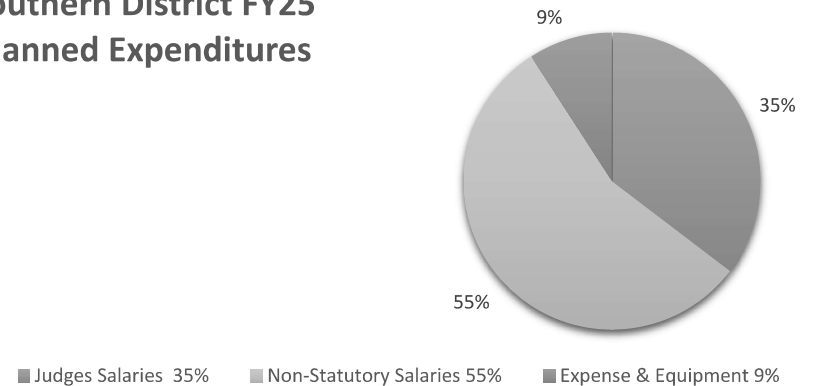
Eastern District FY25 Planned Expenditures



Expenditure History - Southern District



Southern District FY25 Planned Expenditures



FY 2025 CORE (As of August 1, 2024)
CIRCUIT COURT PERSONAL SERVICES BUDGET BY CIRCUIT

| CIR | CIRCUIT JUDGES | | ASSOCIATE CIRCUIT JUDGES & COMMISSIONERS | | COURT REPORTERS | | CIRCUIT CLERKS | | JUVENILE STAFF | | CIRCUIT COURT PERSONNEL FY23 CORE | | TOTAL ALL FTE, ALL FUNDS | | CIR |
|-----|----------------|-----------|--|-----------|--------------------|-----------|-------------------|---------|-------------------|-----------|---|-----------|-----------------------------|------------|-----|
| | | | | | | | | | | | | | | | |
| 1 | 1.00 | 177,609 | 3.00 | 490,200 | 1.00 | 72,516 | 3.00 | 211,695 | 5.000 | 240,261 | 8.6501 | 362,818 | 21.6501 | 1,555,098 | 1 |
| 2 | 1.00 | 177,609 | 3.00 | 490,200 | 1.00 | 72,516 | 3.00 | 211,695 | 42.000 | 1,780,037 | 15.5241 | 714,566 | 65.5241 | 3,446,623 | 2 |
| 3 | 1.00 | 177,609 | 4.00 | 653,600 | 1.00 | 89,642 | 4.00 | 282,260 | 6.000 | 310,163 | 11.5500 | 456,754 | 27.5500 | 1,970,027 | 3 |
| 4 | 1.00 | 177,609 | 5.00 | 817,000 | 1.00 | 72,516 | 5.00 | 352,825 | 7.000 | 364,348 | 13.4864 | 534,367 | 32.4864 | 2,318,665 | 4 |
| 5 | 4.00 | 710,436 | 3.00 | 490,200 | 4.00 | 367,232 | 2.00 | 159,895 | 43.200 | 1,820,992 | 30.3000 | 1,302,097 | 86.5000 | 4,850,853 | 5 |
| 6 | 3.00 | 532,827 | 3.00 | 490,200 | 3.00 | 221,354 | 1.00 | 89,330 | - | 0 | 28.7328 | 1,188,838 | 38.7328 | 2,522,549 | 6 |
| 7 | 4.00 | 710,436 | 5.00 | 817,000 | 4.00 | 364,972 | 1.00 | 89,330 | - | 0 | 49.2250 | 2,066,553 | 63.2250 | 4,048,291 | 7 |
| 8 | 1.00 | 177,609 | 2.00 | 326,800 | 1.00 | 82,619 | 2.00 | 141,130 | 3.000 | 143,599 | 8.2397 | 351,496 | 17.2397 | 1,223,253 | 8 |
| 9 | 1.00 | 177,609 | 3.00 | 490,200 | 1.00 | 72,516 | 3.00 | 211,695 | 5.000 | 250,918 | 10.6500 | 460,882 | 23.6500 | 1,663,819 | 9 |
| 10 | 1.00 | 177,609 | 3.00 | 490,200 | 1.00 | 72,516 | 4.00 | 299,786 | 7.400 | 356,303 | 15.2463 | 611,406 | 31.6463 | 2,007,819 | 10 |
| 11 | 6.00 | 1,065,655 | 10.00 | 1,633,999 | 6.00 | 484,804 | 1.00 | 89,330 | - | 0 | 63.8710 | 2,693,244 | 86.8710 | 5,967,032 | 11 |
| 12 | 1.00 | 177,609 | 4.00 | 653,600 | 1.00 | 72,516 | 3.00 | 211,695 | 9.500 | 450,625 | 22.5637 | 998,779 | 41.0637 | 2,564,823 | 12 |
| 13 | 5.00 | 888,046 | 8.00 | 1,307,199 | 5.00 | 416,325 | 2.00 | 169,903 | 41.000 | 1,885,297 | 63.2000 | 2,789,417 | 124.2000 | 7,456,187 | 13 |
| 14 | 1.00 | 177,609 | 2.00 | 326,800 | 1.00 | 97,486 | 2.00 | 147,632 | 6.250 | 294,096 | 13.2910 | 533,913 | 25.5410 | 1,577,535 | 14 |
| 15 | 1.00 | 177,609 | 4.00 | 653,600 | 1.00 | 76,323 | 2.00 | 161,146 | 5.500 | 260,739 | 16.4764 | 689,230 | 29.9764 | 2,018,647 | 15 |
| 16 | 19.00 | 3,374,573 | 19.00 | 3,118,808 | 19.00 | 1,522,394 | 1.00 | 94,674 | - | 0 | 167.9400 | 7,083,873 | 225.9400 | 15,194,322 | 16 |
| 17 | 2.00 | 355,218 | 6.00 | 980,400 | 2.00 | 148,838 | 2.00 | 169,903 | 34.000 | 1,335,992 | 37.5554 | 1,553,372 | 83.5554 | 4,543,723 | 17 |
| 18 | 1.00 | 177,609 | 3.00 | 490,200 | 1.00 | 82,619 | 2.00 | 151,138 | 6.000 | 305,878 | 22.7901 | 958,457 | 35.7901 | 2,165,901 | 18 |
| 19 | 4.00 | 710,436 | 2.00 | 326,800 | 4.00 | 357,129 | 1.00 | 89,330 | - | 0 | 32.6806 | 1,382,453 | 43.6806 | 2,866,148 | 19 |
| 20 | 2.00 | 355,218 | 5.00 | 817,000 | 2.00 | 148,838 | 3.00 | 230,460 | 10.000 | 469,136 | 35.6671 | 1,469,235 | 57.6671 | 3,489,887 | 20 |
| 21 | 22.00 | 3,907,401 | 22.00 | 3,609,007 | 22.00 | 1,789,289 | 1.00 | 89,330 | - | 0 | 205.0000 | 8,839,222 | 272.0000 | 18,234,249 | 21 |
| 22 | 24.00 | 4,262,619 | 12.00 | 1,975,008 | 24.00 | 2,008,866 | 1.00 | 144,044 | - | 0 | 139.0211 | 5,981,474 | 200.0211 | 14,372,012 | 22 |
| 23 | 6.00 | 1,065,655 | 6.00 | 980,400 | 6.00 | 501,204 | 1.00 | 89,330 | 2.000 | 91,929 | 54.2285 | 2,248,012 | 75.2285 | 4,976,529 | 23 |
| 24 | 2.00 | 355,218 | 6.00 | 980,400 | 2.00 | 162,157 | 4.00 | 301,025 | 30.250 | 1,313,909 | 38.2000 | 1,607,179 | 82.4500 | 4,719,888 | 24 |
| 25 | 2.00 | 355,218 | 6.00 | 980,400 | 2.00 | 165,965 | 4.00 | 282,260 | 16.000 | 751,624 | 45.4037 | 1,984,088 | 75.4037 | 4,519,555 | 25 |
| 26 | 3.00 | 532,827 | 7.00 | 1,143,799 | 3.00 | 250,131 | 5.00 | 371,590 | 28.500 | 1,244,961 | 43.9120 | 1,822,204 | 90.4120 | 5,365,513 | 26 |
| 27 | 1.00 | 177,609 | 3.00 | 490,200 | 1.00 | 82,619 | 3.00 | 211,695 | 10.000 | 477,441 | 16.4168 | 687,508 | 34.4168 | 2,127,072 | 27 |
| 28 | 1.00 | 177,609 | 4.00 | 653,600 | 1.00 | 97,486 | 4.00 | 282,260 | 7.000 | 351,053 | 16.4050 | 709,223 | 33.4050 | 2,271,231 | 28 |
| 29 | 3.00 | 532,827 | 5.00 | 817,000 | 3.00 | 250,131 | 1.00 | 94,674 | - | 0 | 37.6250 | 1,578,681 | 49.6250 | 3,273,313 | 29 |
| 30 | 1.00 | 177,609 | 7.00 | 1,143,799 | 1.00 | 72,516 | 5.00 | 352,825 | 9.000 | 460,191 | 28.0365 | 1,174,164 | 51.0365 | 3,381,104 | 30 |
| 31 | 7.00 | 1,243,264 | 12.00 | 1,960,799 | 7.00 | 538,646 | 1.00 | 89,330 | - | 0 | 77.6614 | 3,336,575 | 104.6614 | 7,168,614 | 31 |
| 32 | 2.00 | 355,218 | 4.00 | 653,600 | 2.00 | 145,031 | 3.00 | 230,460 | 17.000 | 834,972 | 30.8000 | 1,336,702 | 58.8000 | 3,555,983 | 32 |

FY 2025 CORE (As of August 1, 2024)
CIRCUIT COURT PERSONAL SERVICES BUDGET BY CIRCUIT

| CIR | CIRCUIT JUDGES | | ASSOCIATE | | COURT REPORTERS | | CIRCUIT CLERKS | | JUVENILE STAFF | | CIRCUIT COURT PERSONNEL | | TOTAL | | CIR |
|-----------------------|----------------|-------------------|--------------------------------|-------------------|-----------------|-------------------|----------------|------------------|----------------|-------------------|-------------------------|-------------------|----------------|--------------------|-----|
| | | | CIRCUIT JUDGES & COMMISSIONERS | | | | | | | | PERSONNEL FY23 CORE | FTE | ALL FUNDS | | |
| 33 | 1.00 | 177,609 | 4.00 | 653,600 | 1.00 | 97,486 | 2.00 | 141,130 | 28.000 | 1,202,975 | 22.6500 | 988,585 | 58.6500 | 3,261,384 | 33 |
| 34 | 1.00 | 177,609 | 3.00 | 490,200 | 1.00 | 72,516 | 2.00 | 141,130 | 8.500 | 412,409 | 16.8000 | 707,175 | 32.3000 | 2,001,039 | 34 |
| 35 | 1.00 | 177,609 | 5.00 | 817,000 | 1.00 | 72,516 | 2.00 | 141,130 | 29.175 | 1,271,124 | 28.0227 | 1,195,949 | 66.1977 | 3,675,328 | 35 |
| 36 | 1.00 | 177,609 | 3.00 | 490,200 | 1.00 | 76,323 | 2.00 | 141,130 | 10.000 | 419,860 | 24.0233 | 996,984 | 41.0233 | 2,302,106 | 36 |
| 37 | 1.00 | 177,609 | 5.00 | 817,000 | 1.00 | 82,619 | 4.00 | 282,260 | 8.500 | 430,820 | 23.2242 | 963,682 | 42.7242 | 2,753,990 | 37 |
| 38 | 2.00 | 355,218 | 2.00 | 326,800 | 2.00 | 148,838 | 1.00 | 89,330 | 9.000 | 437,694 | 23.0000 | 976,861 | 39.0000 | 2,334,742 | 38 |
| 39 | 2.00 | 355,218 | 6.00 | 980,400 | 2.00 | 170,001 | 3.00 | 211,695 | 9.000 | 443,857 | 32.1208 | 1,347,834 | 54.1208 | 3,509,005 | 39 |
| 40 | 2.00 | 355,218 | 3.00 | 490,200 | 2.00 | 145,031 | 2.00 | 151,138 | 9.500 | 452,066 | 27.2230 | 1,141,841 | 45.7230 | 2,735,495 | 40 |
| 41 | 1.00 | 177,609 | 2.00 | 326,800 | 1.00 | 89,642 | 2.00 | 141,130 | 6.000 | 302,486 | 7.0031 | 293,158 | 19.0031 | 1,330,825 | 41 |
| 42 | 2.00 | 355,218 | 6.00 | 980,400 | 2.00 | 170,001 | 5.00 | 352,825 | 6.000 | 292,283 | 26.0140 | 1,092,166 | 47.0140 | 3,242,892 | 42 |
| 43 | 2.00 | 355,218 | 5.00 | 817,000 | 2.00 | 180,105 | 5.00 | 352,825 | 7.000 | 324,460 | 19.0504 | 806,215 | 40.0504 | 2,835,823 | 43 |
| 44 | 1.00 | 177,609 | 3.00 | 490,200 | 1.00 | 76,323 | 3.00 | 211,695 | 23.250 | 978,082 | 15.6000 | 652,129 | 46.8500 | 2,586,038 | 44 |
| 45 | 1.00 | 177,609 | 3.00 | 490,200 | 1.00 | 72,516 | 2.00 | 151,138 | 6.000 | 283,170 | 21.3966 | 831,783 | 34.3966 | 2,006,415 | 45 |
| 46 | 1.00 | 177,609 | 2.00 | 326,800 | 1.00 | 97,486 | 1.00 | 89,330 | 7.000 | 340,631 | 20.2421 | 856,171 | 32.2421 | 1,888,026 | 46 |
| Senior Judges | | | 5.0000 | 141,947 | | | | | | | | | 5.0000 | 141,947 | |
| Other | | | | | | | | | | | 6.0000 | 475,284 | 6.0000 | 475,284 | |
| Statewide Unallocated | | | | | | | 0 | | | | 86.4521 | 3,081,358 | 86.45 | 3,081,358 | |
| TOTAL | 153.00 | 27,174,195 | 248.00 | 39,890,755 | 153.00 | 12,511,109 | 116.00 | 8,701,563 | 517.525 | 23,386,383 | 1,799.1720 | 75,913,955 | 2986.70 | 187,577,961 | |

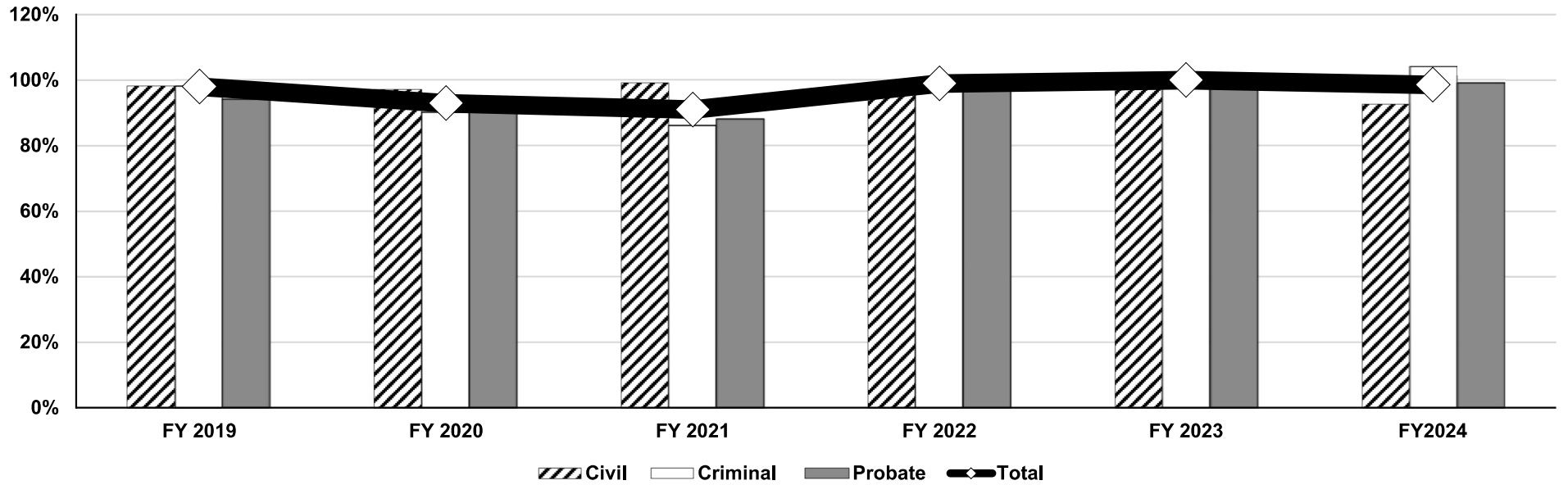
Statutory salaries total \$85,832,633 and 680 FTE, or 46% and 23%, respectively. Non-statutory salaries total \$101,745,328 and 2306.70 FTE, or 54% and 77%, respectively. Flexibility was used for funding pay increases for judges.

7th Circuit: 1 family court commissioner @ \$163,400 is included with associate circuit judges.
11th Circuit: 1 probate commissioner @ \$163,400 is included with associate circuit judges.
13th Circuit: 1 family court commissioner and 1 treatment court commissioner @ \$326,800 is included with associate circuit judges.
16th Circuit: 1 probate commissioner @ \$177,609 is included with the circuit judges; 6 family court commissioners, 1 treatment court commissioner and 1 deputy probate commissioner totaling \$1,484,809 are included with associate circuit judges.
21st Circuit: 1 probate commissioner @ \$177,609 is included with the circuit judges; 5 family court commissioners, 1 deputy probate commissioner and 1 treatment court commissioner totaling \$1,321,409 are included with associate circuit judges
22nd Circuit: 1 probate commissioner @ \$177,609 is included with the circuit judges; 1 family court commissioners, 2 treatment court commissioners and 1 deputy probate commissioner are included with associate circuit judges totaling \$831,209.
24th Circuit: 1 treatment court commissioner @ \$163,400 is included with associate circuit judges.
29th Circuit: 1 family court commissioner and 1 treatment court commissioner @ \$326,800 is included with associate circuit judges.
31st Circuit: 4 family court commissioners, 1 treatment court commissioner and 1 probate commissioner are included with associate circuit judges totaling \$980,400.
33rd Circuit: 1 treatment court commissioner @ \$163,400 is included with associate circuit judges.
35th Circuit: 1 treatment court commissioner @ \$163,400 is included with associate circuit judges.
42nd Circuit: 1 treatment court commissioner @ \$163,400 is included with associate circuit judges.

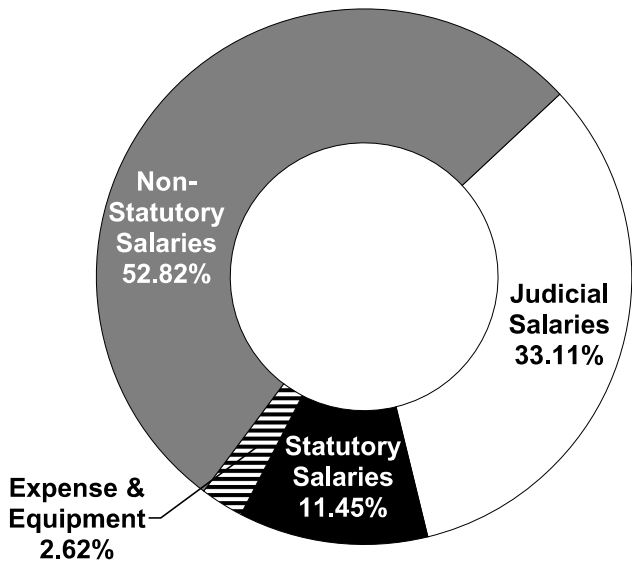
Trial Courts Activity

Provides adjudication of circuit court cases

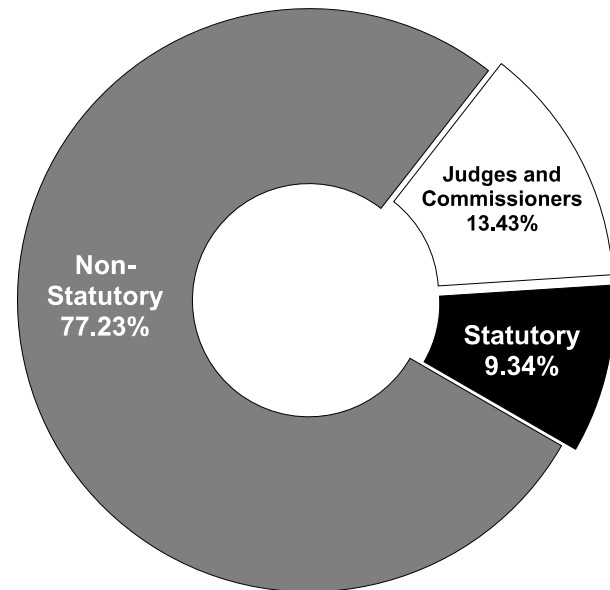
Clearance Rates: FY19 - FY24



FY25 Planned Expenditures

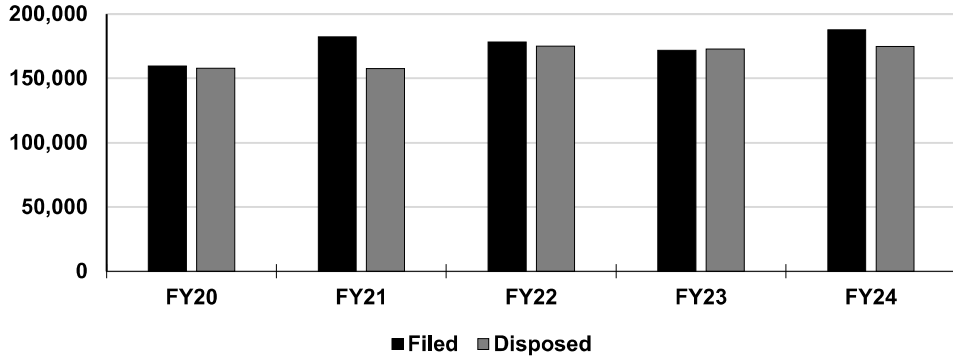


FY 25 FTE Breakdown

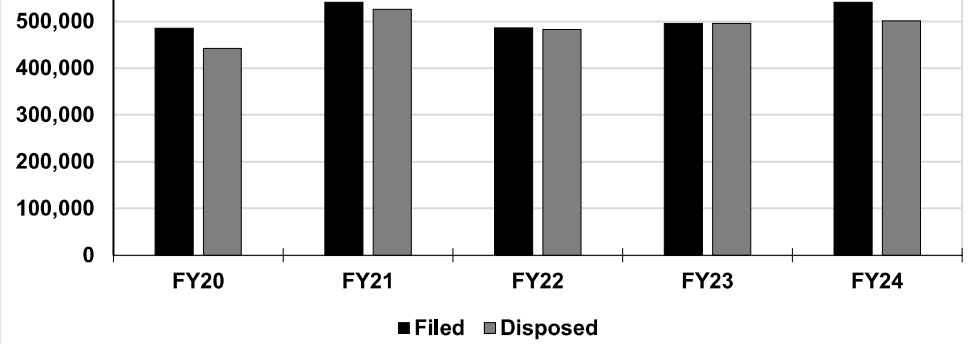


Circuit Court Workload History

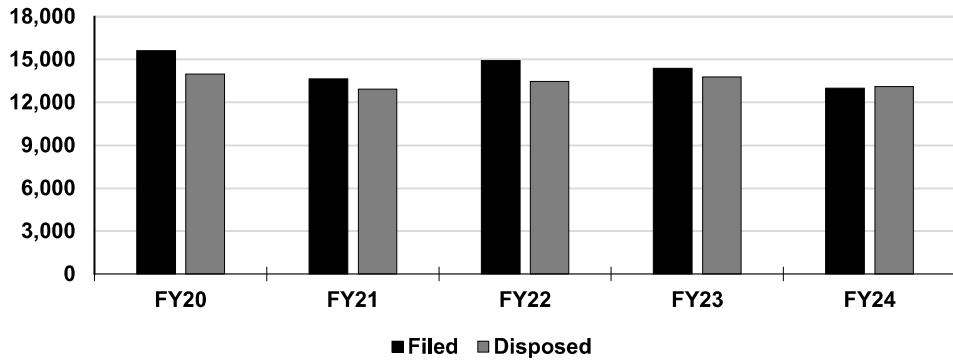
Circuit Cases



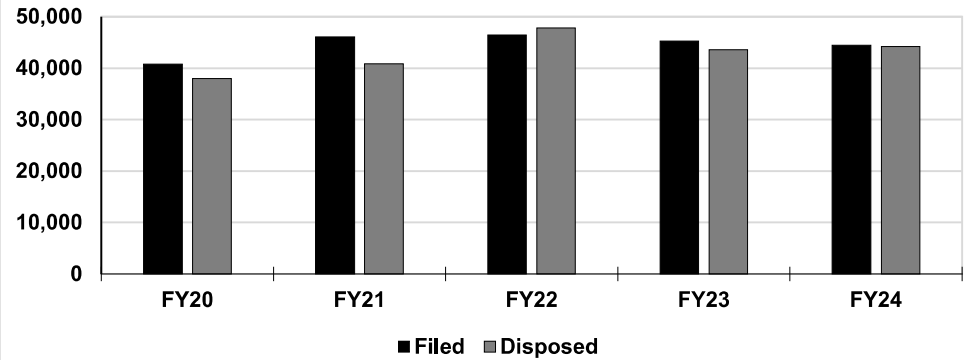
Associate Cases



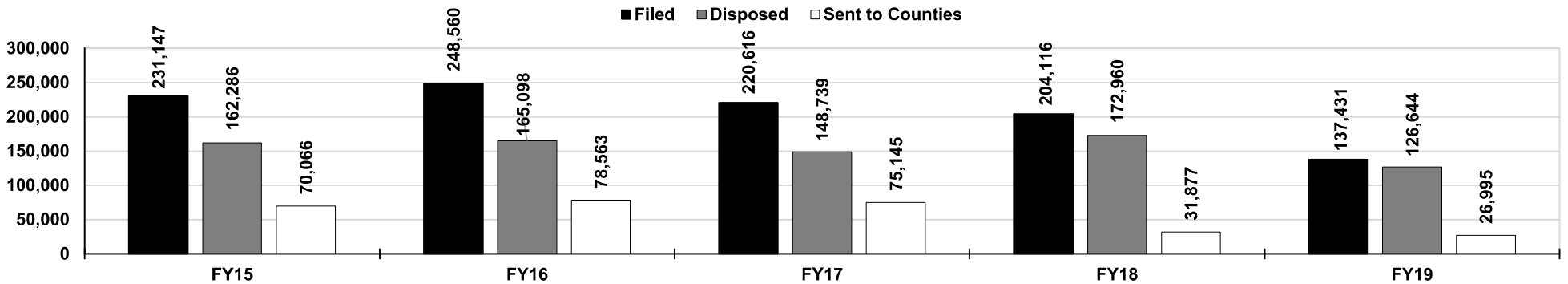
Juvenile Cases



Probate Cases



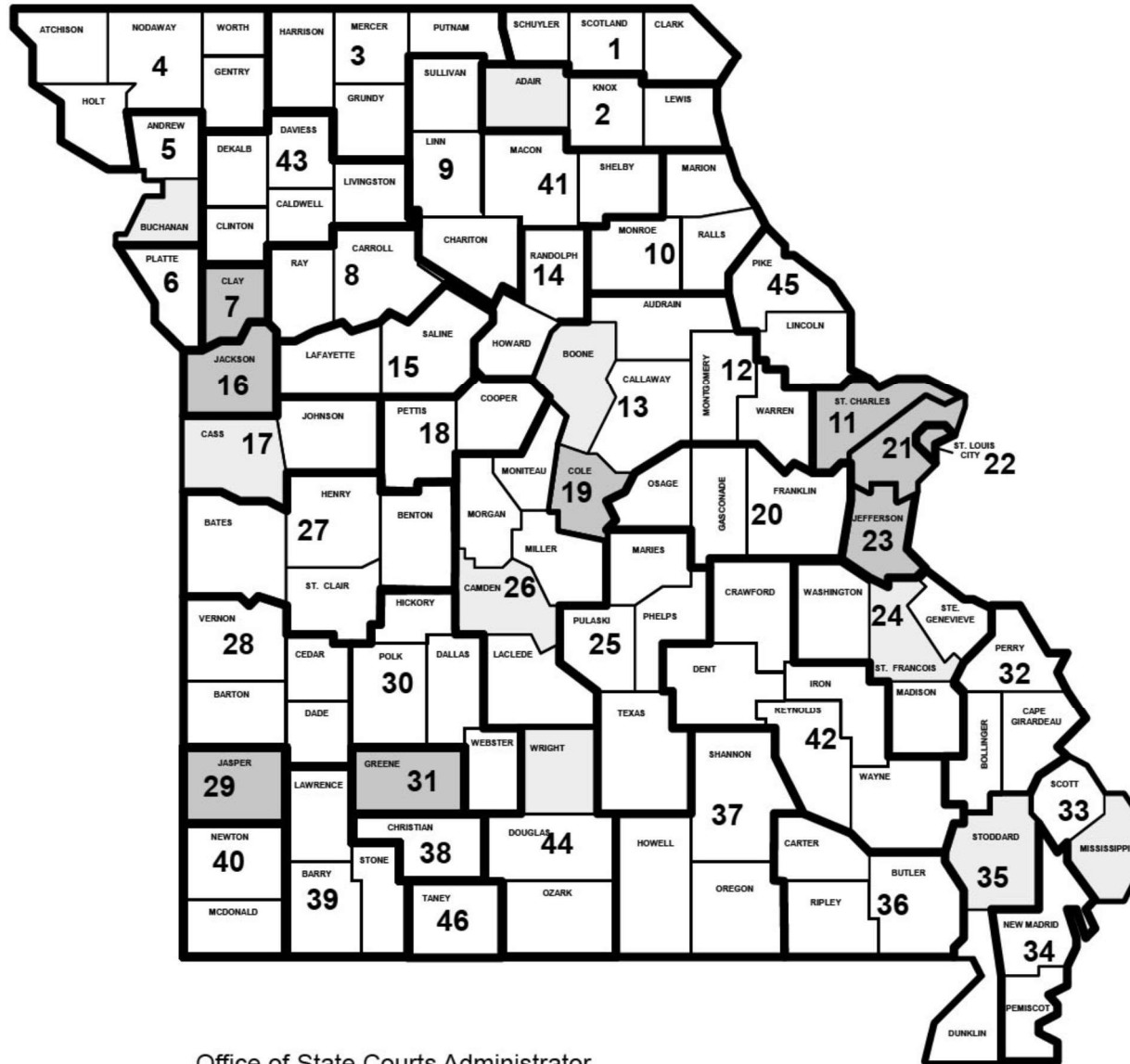
Fine Collection Center



Missouri's Juvenile Secure Detention Facility Locations January 2024

46 Judicial Circuits
18 Secure Detention Sites

○ 9 Receiving state funding for FTE's
● 9 Not receiving state funding for FTE's



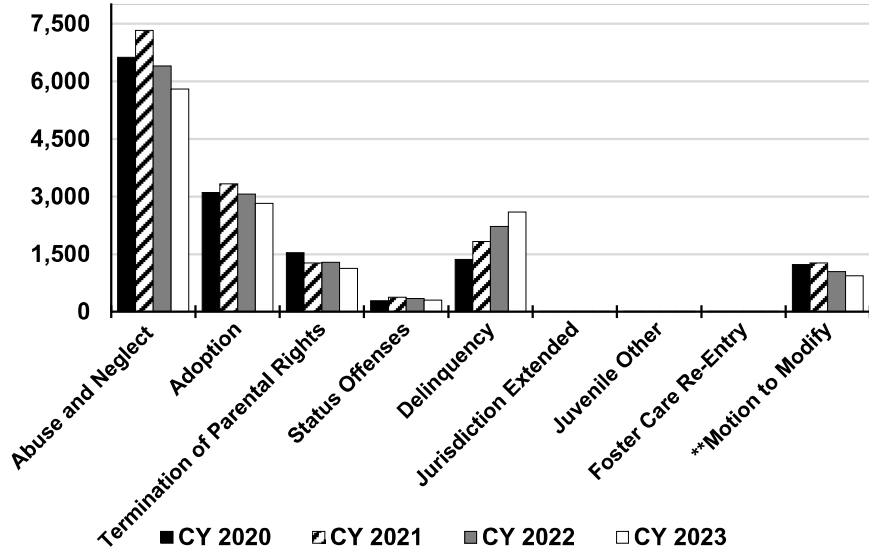
Office of State Courts Administrator
P.O. Box 104480
2112 Industrial Drive
Jefferson City, MO 65110

Juvenile Justice Activity

Provides supervision for youth and safer communities.

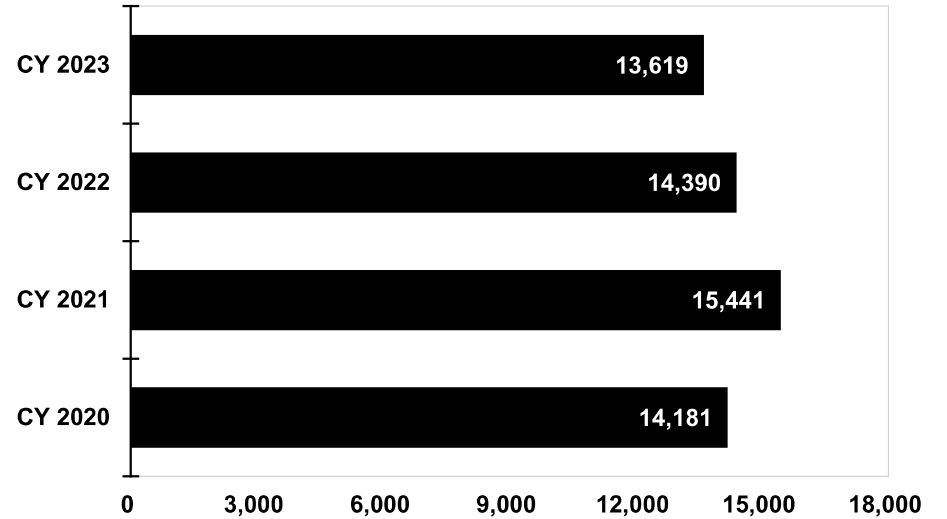
Formal Case Filings for all 46 Circuits

by Type



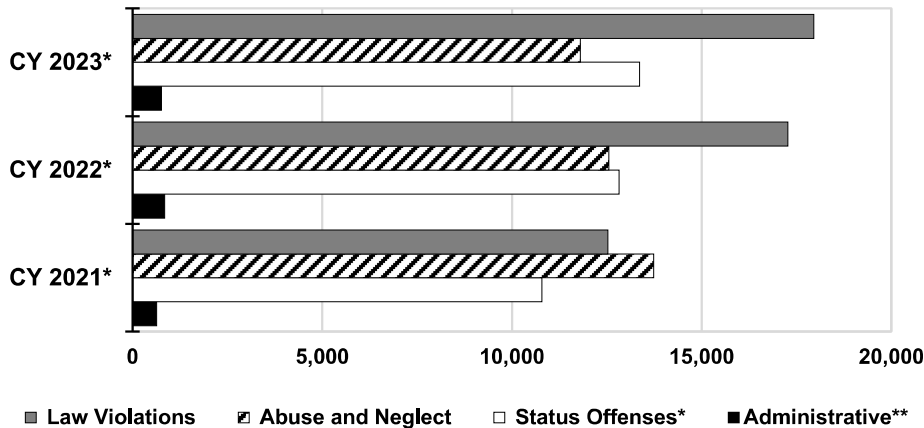
Formal Case Filings for All 46 Circuits

by Calendar Year



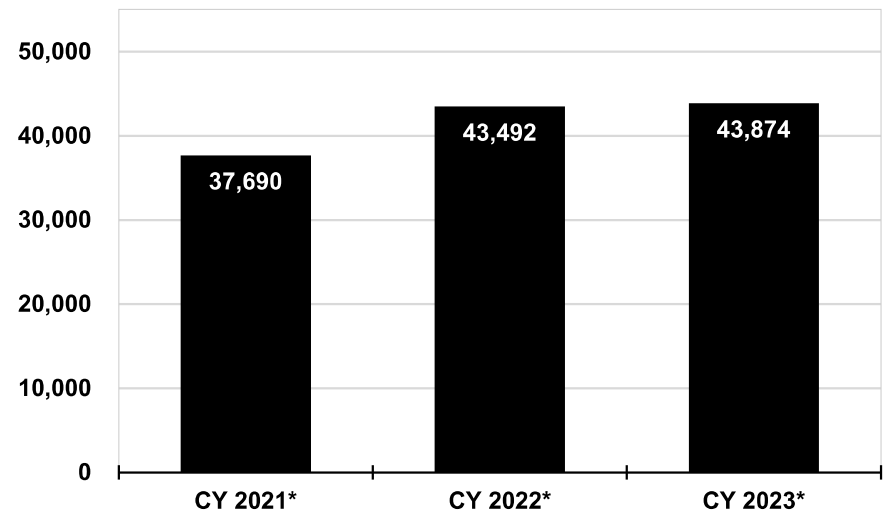
Informal Case Processing for all 46 Circuits

by Type



Informal Case Processing for all 46 Circuits

by Calendar year



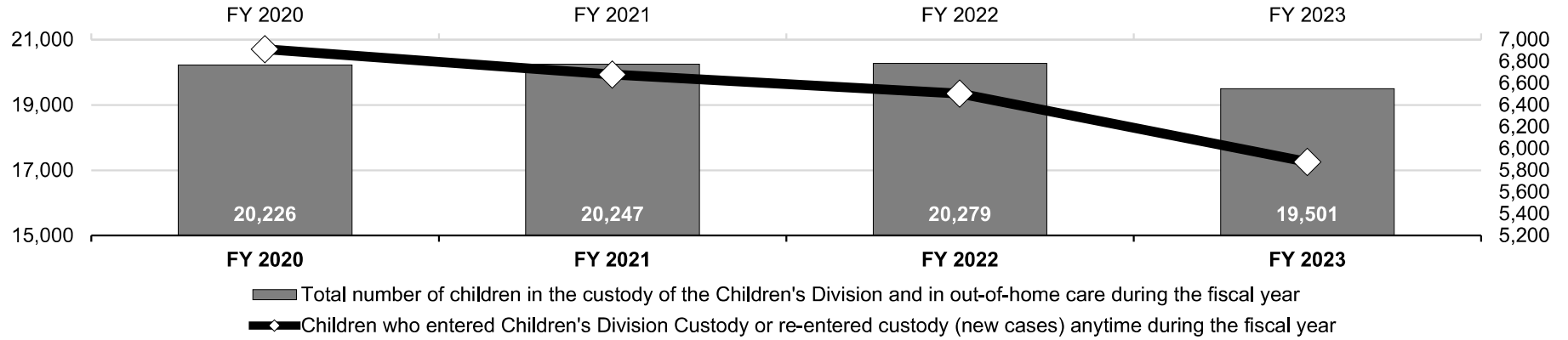
*Infractions and Municipal Ordinances are included under Law Violations. Juvenile Municipal Ordinances for Curfew and Possession/Use of a Tobacco Product are listed under Status Offenses. **All Court Ordered Violations and Supervision Violations are now listed as Administrative.

Informal: A diversion process in which referrals are handled solely by the juvenile office. They receive supervision or services that usually last only 6 months.
Formal: A filing process with the court when informal adjustment is not working or inappropriate to the offense or other services are needed such as placement.

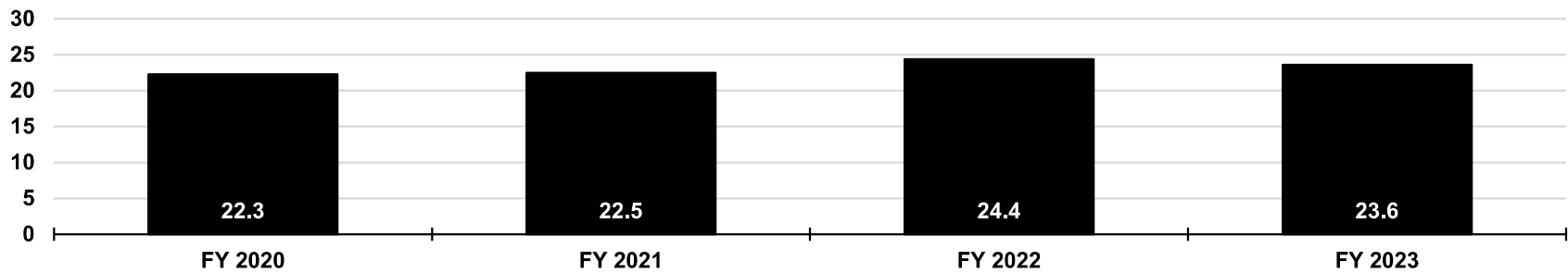
Permanency Planning

Provides for the safety and timely placement of abused and neglected children in permanent homes.

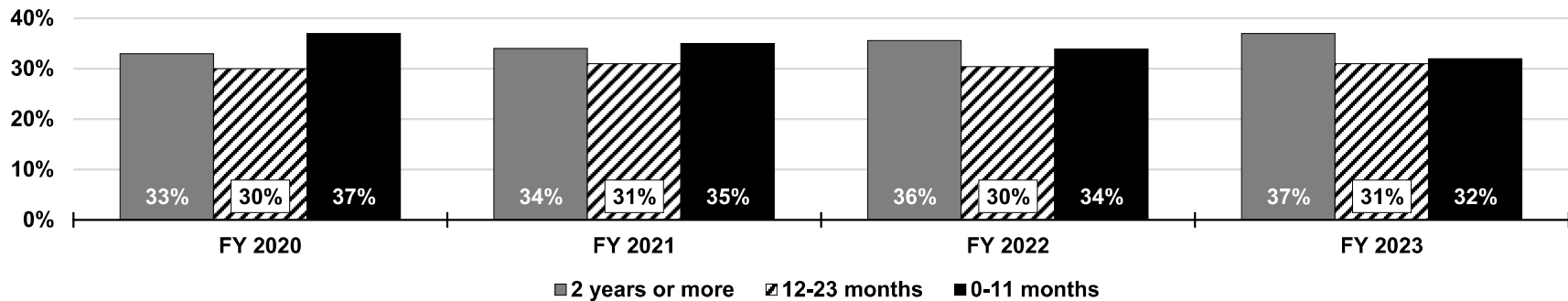
Children Served



Average Length of Stay for Children in Children's Division Custody During Fiscal Year (in Months)

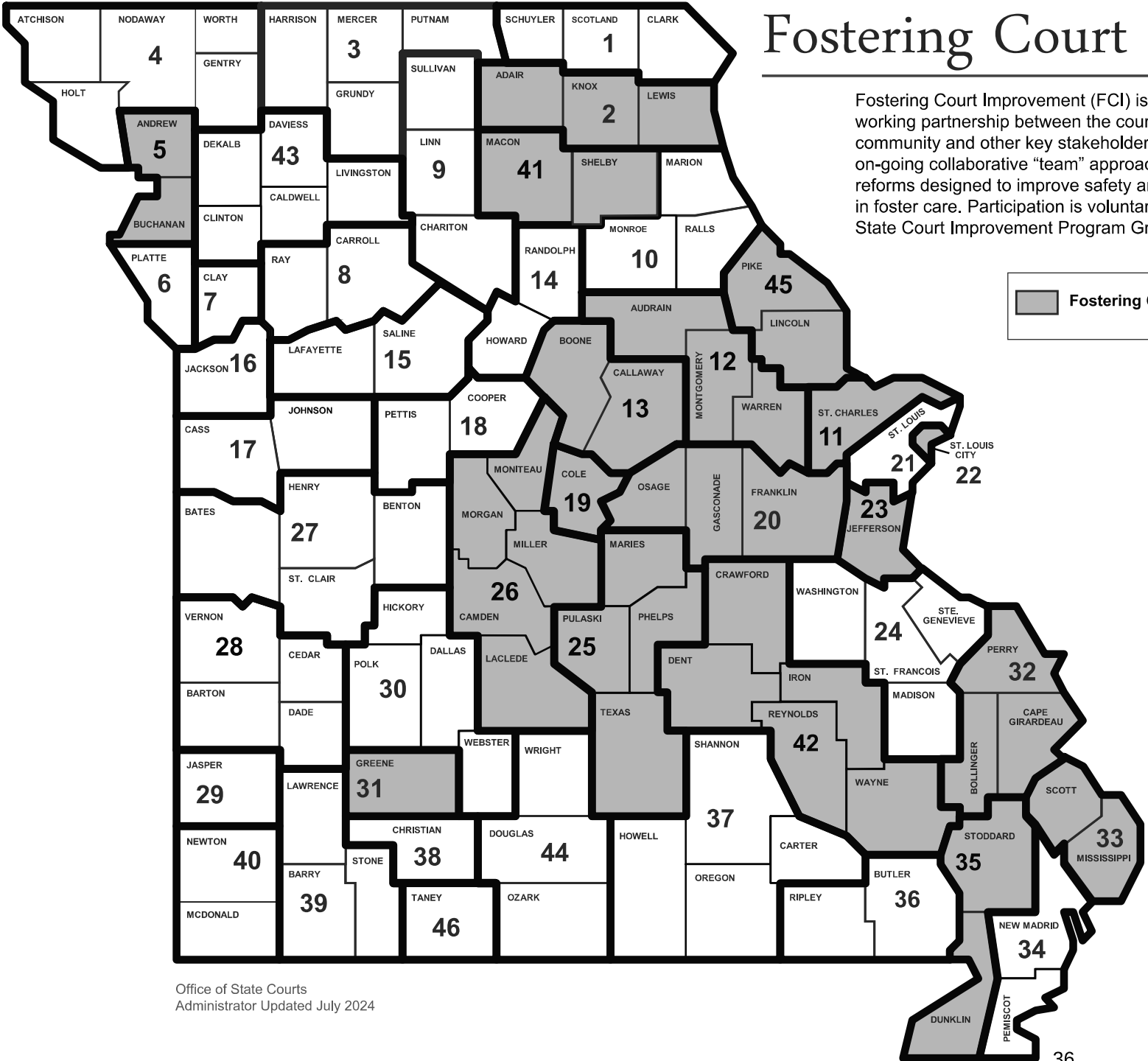


Length of Time a Child was in Children's Division Custody during the Fiscal Year



Fostering Court Improvement

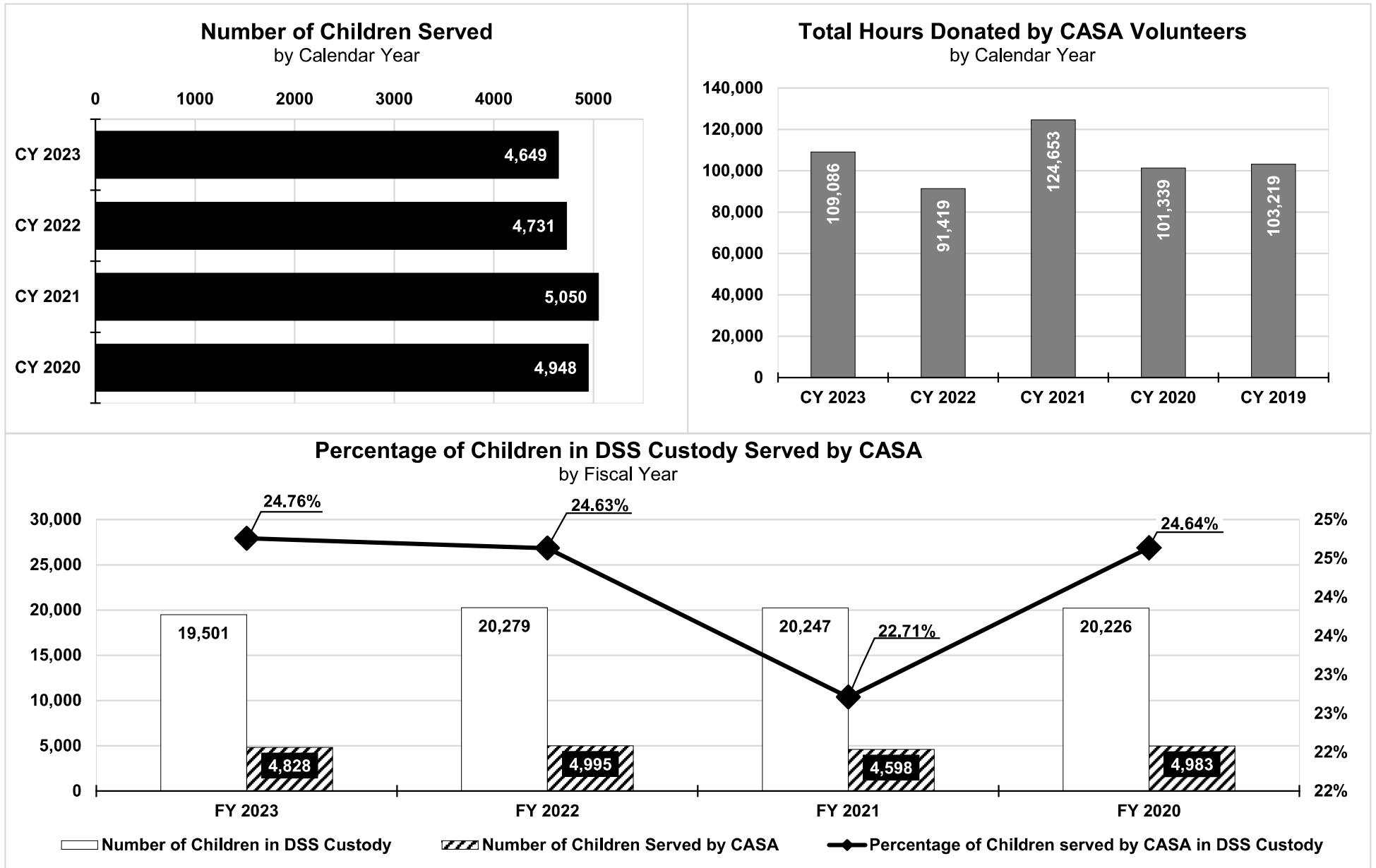
Fostering Court Improvement (FCI) is a court-agency model promoting a working partnership between the courts, child welfare agencies, the legal community and other key stakeholders. It includes the implementation of an on-going collaborative “team” approach to implement, at local level, system reforms designed to improve safety and permanency outcomes for children in foster care. Participation is voluntary and funding is provided through the State Court Improvement Program Grants (Family Court Committee, 2014).



 Fostering Court Improvement Site

Court Appointed Special Advocate (CASA) Program

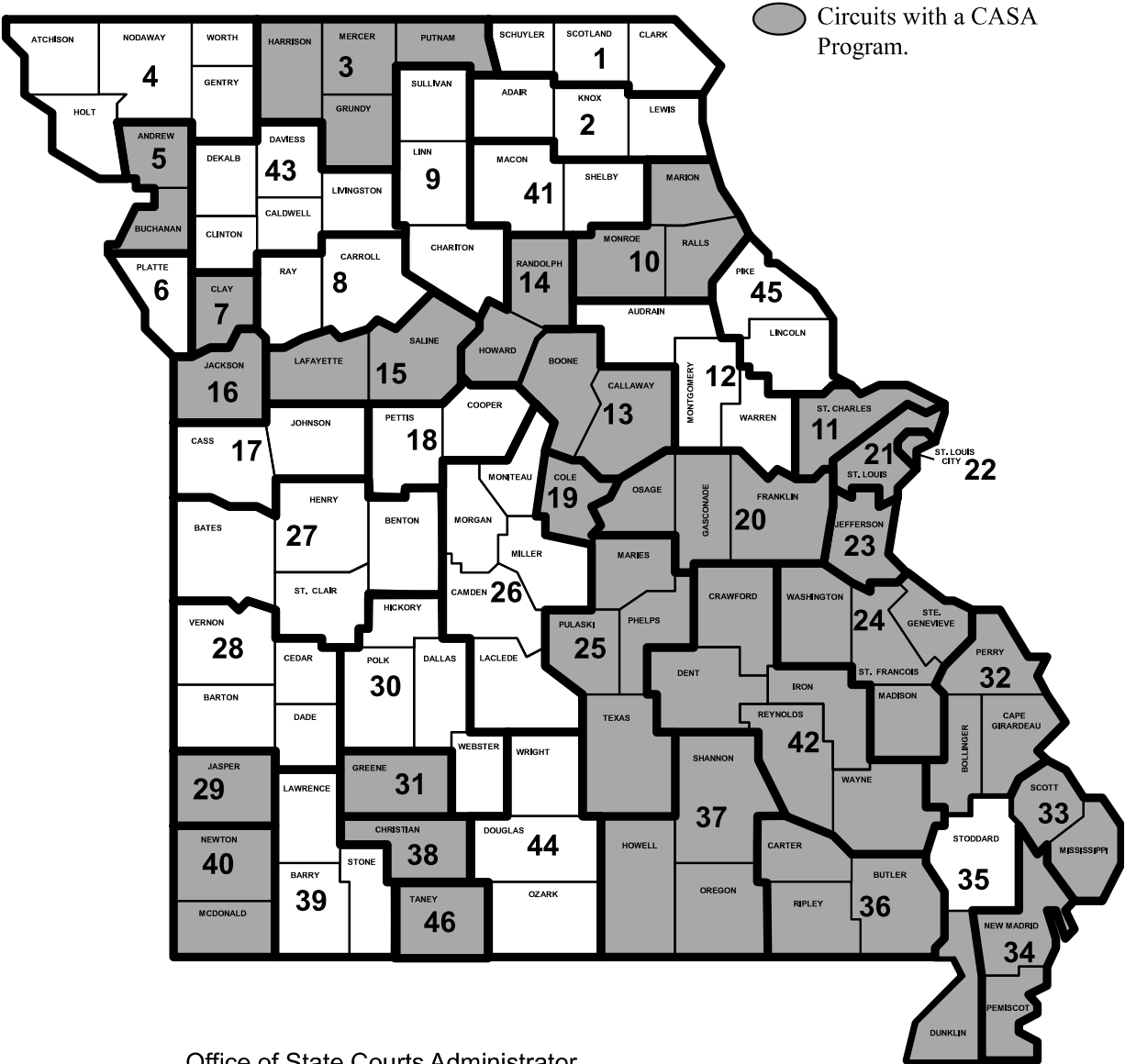
Court Appointed Special Advocate (CASA) programs recruit, train, supervise, and evaluate volunteer advocates for abused and neglected children. Funds are used to increase the number of children that can be served in the circuit court and community.



Missouri's CASA Programs

July 2024

Court Appointed Special Advocate (CASA) programs recruit, train, supervise and evaluate volunteer advocates for abused and neglected children. Funds are used to increase the number of children that can be served in the circuit court and community.

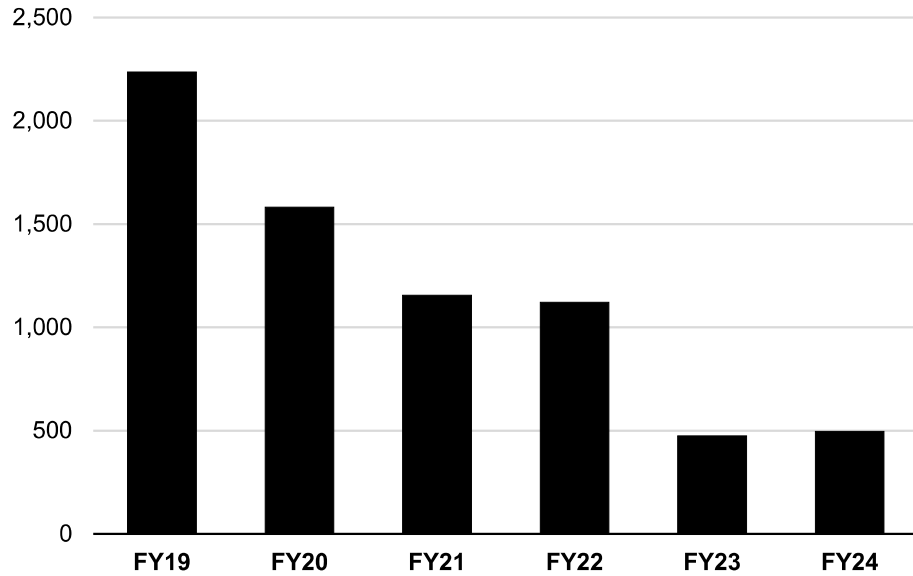


Office of State Courts Administrator
 P.O. Box 104480
 2112 Industrial Drive
 Jefferson City, MO 65110

Domestic Relations Resolution Activity

Provides funding to establish local court programs to assist with domestic relations cases

Total Participants Served

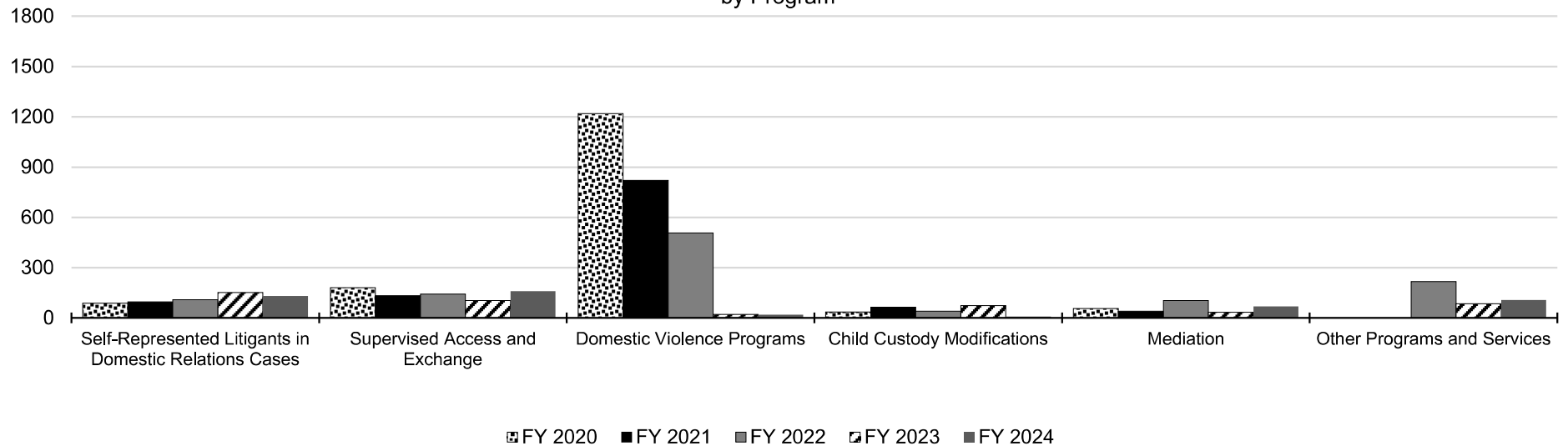


Some of the programs performed include the following:

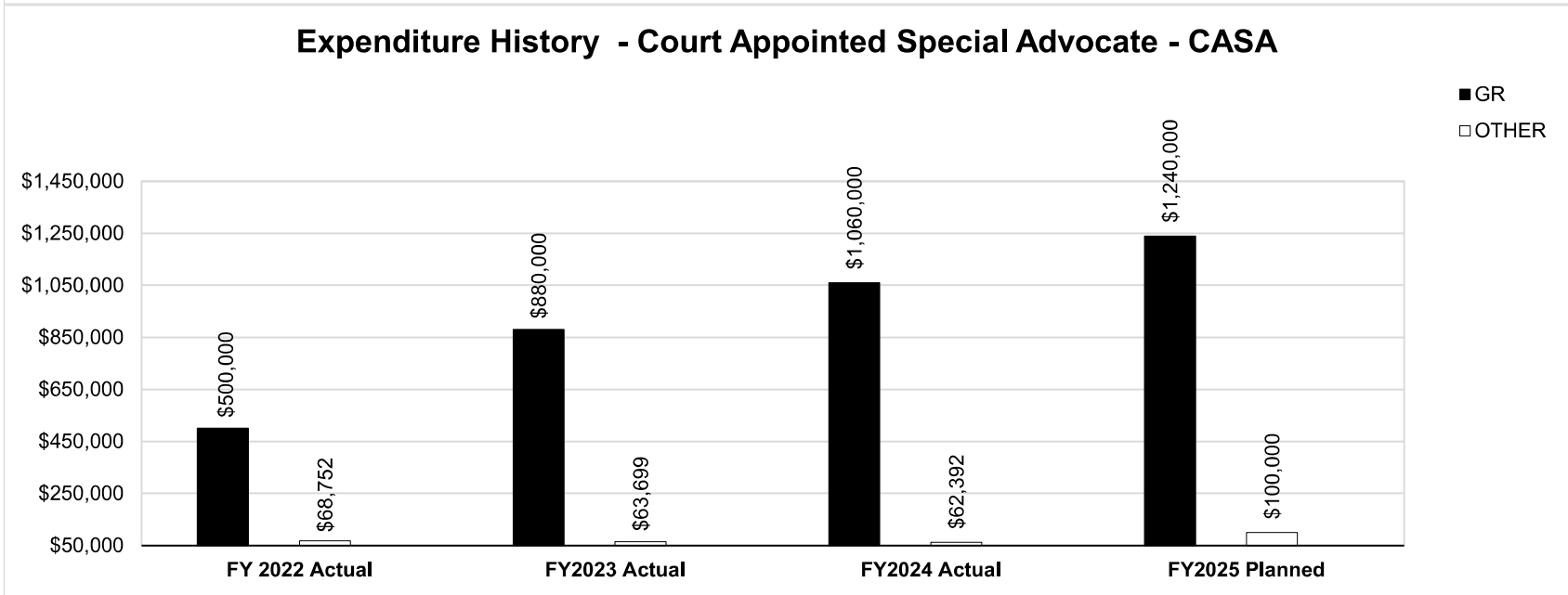
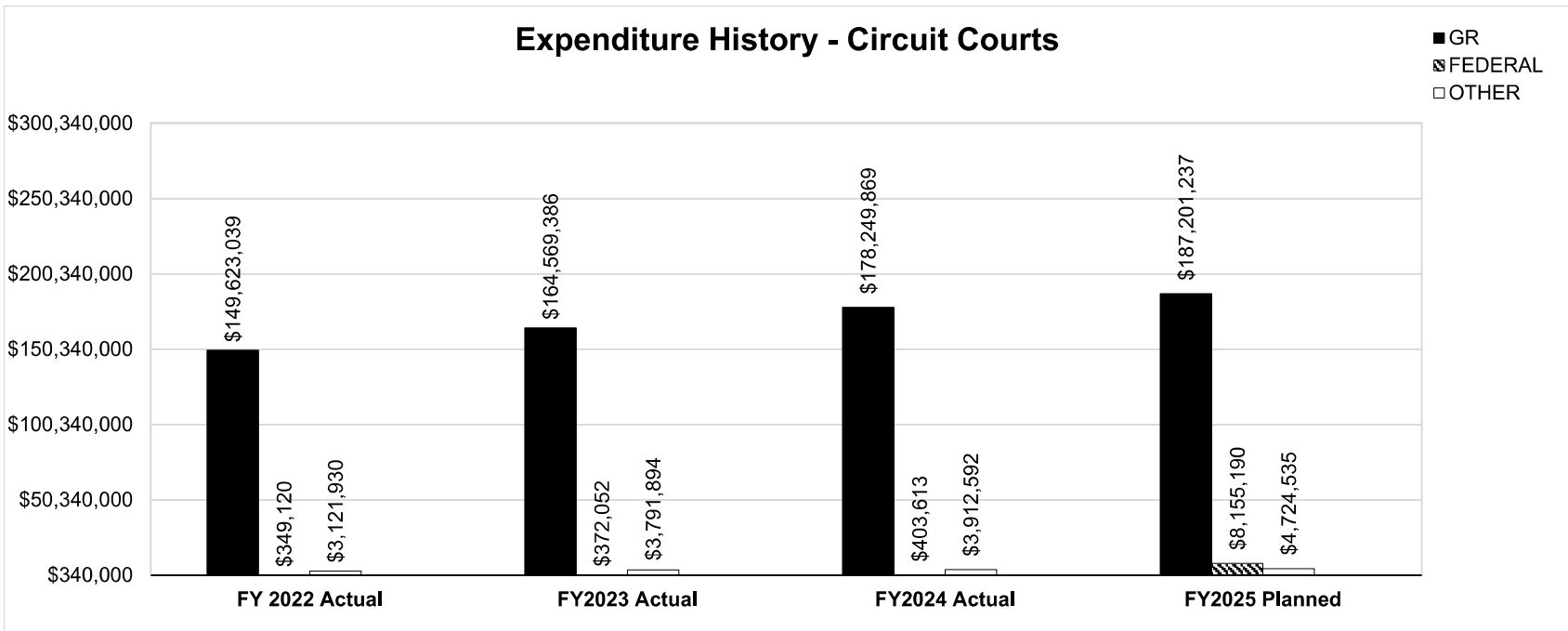
- Maintain the parenting handbook, which is available in English, Spanish, Braille, large print, and electronic format upon request.
- Help with the creation and implementation of local circuit programs applicable to domestic relations cases. (Examples of these programs include supervised visitation, exchange programs and alternative dispute resolution and education programs.)
- Partially fund unified family court projects in the 11th Circuit, which are designed to provide unified case management to ensure that cases involving children and families are handled in a fair, timely, effective, and cost-effective manner.
- Fund the family court judicial bench book, which includes recent juvenile law changes, practices, and procedures.

Participants Served

by Program

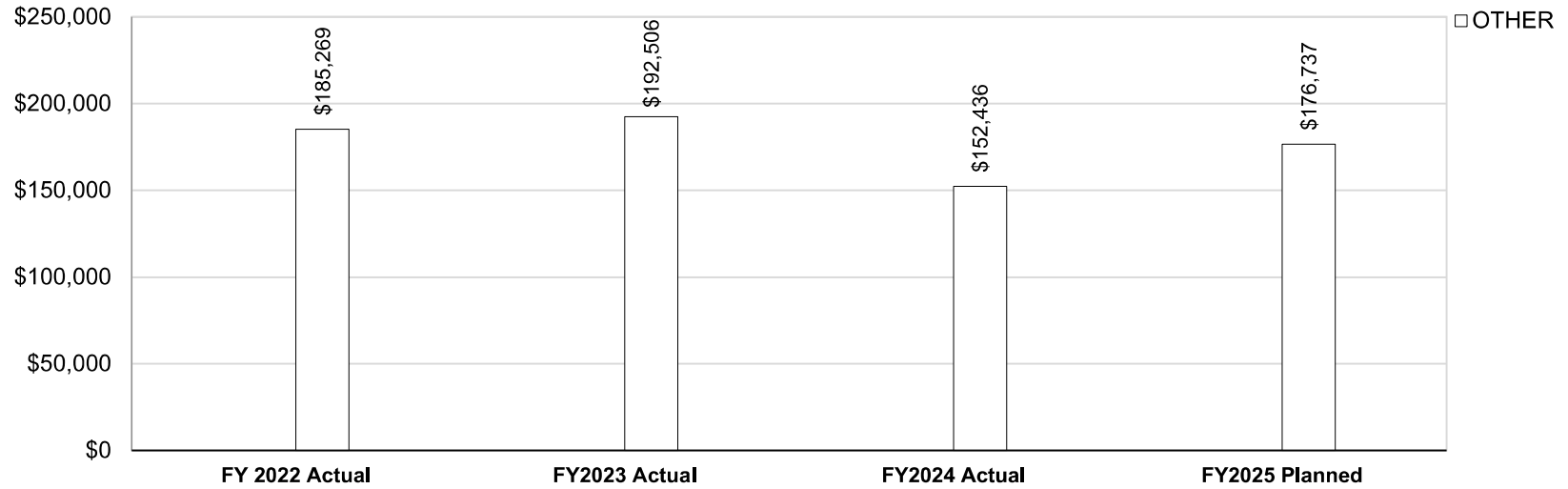


Circuit Courts Program Expenditure History

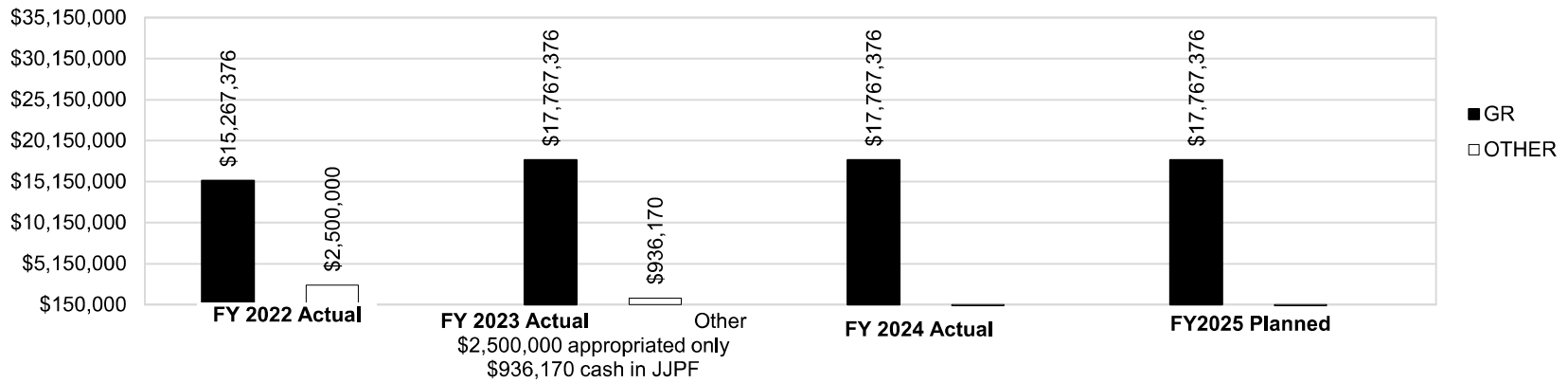


Circuit Courts Program Expenditure History

Expenditure History - Domestic Relations



Expenditure History - Juvenile



COMMISSION ON RETIREMENT, REMOVAL, AND DISCIPLINE

| | <u>FY 19</u> | <u>FY 20</u> | <u>FY 21</u> | <u>FY 22</u> | <u>FY 23</u> | <u>FY 24</u> |
|--|--------------|--------------|--------------|--------------|--------------|--------------|
| Complaints received in reported year (including ethic complaints and disability matters) | 232 | 191 | 160 | 190 | 264 | <u>255</u> |
| Complaints dismissed without investigation for lack of merit | 169 | 190 | 164 | 161 | 228 | 256 |
| Complaints dismissed after investigation | 19 | 15 | 12 | 21 | 24 | 18 |
| Complaints dismissed after judge resigned | 2 | 1 | 1 | 2 | 4 | 5 |
| Complaints dismissed with an informal reprimand or cease and desist order | 2 | 0 | 5 | 3 | 5 | 2 |
| Complaints dismissed after formal hearing | 0 | 0 | 0 | 0 | 0 | 1 |
| Formal hearing where suspension without pay or formal reprimand was final sanction | 0 | 0 | 0 | 0 | 0 | 0 |
| Formal hearing where judge retired on disability | 0 | 0 | 0 | 0 | 0 | 0 |
| Formal hearing where removal was final sanction | 0 | 0 | 0 | 0 | 0 | 0 |
| Consolidated complaints/dispositions | 9 | 0 | 0 | 1 | 3 | 5 |
| Formal Opinions issued | 0 | 0 | 0 | 1 | 0 | 0 |
| Informal Opinion issued | 12 | 11 | 10 | 4 | 3 | 5 |

| FY25 Treatment Court Fund Awards | | | | | |
|----------------------------------|--|---------------------------------------|------------------------|-------------------------|------------------------|
| Circuit | County | Type of Program | FY24 TC Award | FY25 TC Request | FY25 TC Award |
| 1 | Clark, Scotland, Schuyler | Adult, DWI | \$ 81,771.51 | \$ 206,953.84 | \$ 85,355.74 |
| 2 | Adair, Lewis, Knox | Adult, DWI, Family | \$ 92,267.16 | \$ 176,700.00 | \$ 96,622.71 |
| 3 | Grundy, Harrison, Mercer, Putnam | Adult | \$ 107,851.41 | \$ 116,994.08 | \$ 116,994.09 |
| 4 | Atchison, Gentry, Holt, Nodaway, Worth | Adult, DWI | \$ 61,449.78 | \$ 122,100.00 | \$ 68,213.43 |
| 5 | Buchanan | Adult, DWI | \$ 399,600.00 | \$ 394,800.00 | \$ 394,800.00 |
| 6 | Platte | Adult, DWI, Veteran | \$ 58,506.09 | \$ 403,375.60 | \$ 80,706.64 |
| 7 | Clay | Adult, Veteran | \$ 40,241.94 | \$ 6,091,534.05 | \$ 44,570.35 |
| 8 | Carroll, Ray | Adult | \$ 27,417.33 | \$ 33,000.00 | \$ 12,534.54 |
| 9 | Linn, Sullivan, Chariton | Adult, Juvenile | \$ 105,629.94 | \$ 264,582.00 | \$ 96,503.91 |
| 10 | Marion, Ralls | Adult | \$ - | \$ - | \$ - |
| 11 | St. Charles | Adult, DWI, Family, Veterans | \$ 851,037.17 | \$ 1,754,738.00 | \$ 822,067.22 |
| 12 | Audrain, Montgomery, Warren | Adult, DWI, Family | \$ 137,880.09 | \$ 541,022.00 | \$ 129,247.10 |
| 13 | Boone, Callaway | Adult, DWI, Family, Veteran | \$ 878,499.50 | \$ 1,431,770.00 | \$ 947,736.97 |
| 14 | Randolph | Adult | \$ 36,565.92 | \$ 36,600.00 | \$ 36,600.00 |
| 15 | Lafayette, Saline | Adult | \$ 81,423.47 | \$ 266,488.00 | \$ 64,816.01 |
| 16 | Jackson | Adult, Family, Veteran | \$ 594,113.30 | \$ 1,021,810.60 | \$ 564,147.88 |
| 17 | Cass, Johnson | Adult, DWI | \$ 251,049.51 | \$ 647,484.00 | \$ 268,882.36 |
| 18 | Pettis, Cooper | Adult | \$ 53,755.01 | \$ 246,400.00 | \$ 126,004.73 |
| 19 | Cole | Adult, DWI, Veteran | \$ 150,647.58 | \$ 394,320.00 | \$ 191,229.81 |
| 20 | Franklin, Osage, Gasconade | Adult, DWI, Family | \$ 438,192.65 | \$ 772,304.00 | \$ 443,069.41 |
| 21 | St. Louis | Adult, DWI, Family, Veteran | \$ 533,164.16 | \$ 1,123,540.00 | \$ 435,318.13 |
| 22 | St. Louis City | Adult, Veteran | \$ 447,631.70 | \$ 1,004,040.00 | \$ 532,201.59 |
| 23 | Jefferson | Adult, DWI, Family, Veteran | \$ 381,037.87 | \$ 621,800.00 | \$ 366,567.65 |
| 24 | Madison, St. Francois, St. Genevieve, Washington | Adult, DWI, Family | \$ 162,884.79 | \$ 485,349.95 | \$ 130,740.55 |
| 25 | Phelps, Pulaski, Texas | Adult, DWI, Family | \$ 127,619.00 | \$ 390,800.00 | \$ 68,311.71 |
| 26 | Camden, Laclede, Miller, Moniteau, Morgan | Adult, DWI, Veteran | \$ 105,189.88 | \$ 572,040.00 | \$ 121,945.17 |
| 27 | Bates, Benton, Henry, St. Clair | Adult | \$ 66,578.36 | \$ 371,076.00 | \$ 76,544.62 |
| 28 | Barton, Cedar, Vernon, Dade | Adult, DWI | \$ 128,909.85 | \$ 275,688.84 | \$ 170,593.52 |
| 29 | Jasper | Adult, DWI, Veteran | \$ 119,883.55 | \$ 1,269,279.60 | \$ 131,248.47 |
| 30 | Webster | Adult | \$ 64,956.20 | \$ 217,603.20 | \$ 97,519.50 |
| 31 | Greene | Adult, DWI, Family, Veteran | \$ 747,158.80 | \$ 1,136,848.91 | \$ 676,365.63 |
| 32 | Cape Girardeau | Adult, DWI, Family | \$ 443,285.98 | \$ 1,163,800.00 | \$ 237,058.34 |
| 33 | Mississippi, Scott | Adult, DWI | \$ 146,131.12 | \$ 405,060.00 | \$ 175,393.21 |
| 34 | New Madrid | Adult | \$ 23,930.89 | \$ 57,000.00 | \$ 20,057.37 |
| 34 | Pemiscott | Adult | \$ 49,711.83 | \$ 160,215.43 | \$ 43,989.48 |
| 35 | Dunklin, Stoddard | Adult, DWI, Family | \$ 335,071.57 | \$ 502,807.12 | \$ 300,100.76 |
| 36 | Butler, Ripley, Carter | Adult, DWI, Veteran | \$ 196,045.62 | \$ 589,800.00 | \$ 210,253.91 |
| 37 | Howell, Shannon, Oregon | Adult | \$ 61,344.14 | \$ 196,788.00 | \$ 73,396.82 |
| 38 | Christian | Adult, DWI, Veteran | \$ 164,066.62 | \$ 442,200.00 | \$ 186,567.87 |
| 39 | Stone, Barry, Lawrence | Adult, DWI, Veteran | \$ 374,845.08 | \$ 642,500.00 | \$ 453,719.98 |
| 40 | McDonald, Newton | Adult, DWI, Family, Juvenile, Veteran | \$ 172,991.12 | \$ 703,564.00 | \$ 171,542.31 |
| 41 | Macon, Shelby | Adult | \$ 49,289.83 | \$ 95,790.00 | \$ 69,537.66 |
| 42 | Crawford, Dent, Iron, Wayne, Reynolds | Adult, DWI | \$ 312,196.96 | \$ 427,480.00 | \$ 309,429.61 |
| 44 | Douglas, Ozark, Wright | Adult, DWI | \$ 253,032.17 | \$ 349,447.00 | \$ 290,296.07 |
| 45 | Lincoln/Pike | Adult, DWI, Family | \$ 210,124.90 | \$ 332,856.00 | \$ 182,006.93 |
| 46 | Taney | Adult, DWI | \$ 124,810.63 | \$ 306,384.15 | \$ 128,982.24 |
| | Total | | \$10,249,792.00 | \$ 28,766,734.37 | \$10,249,792.00 |

FY25 MAT Awards

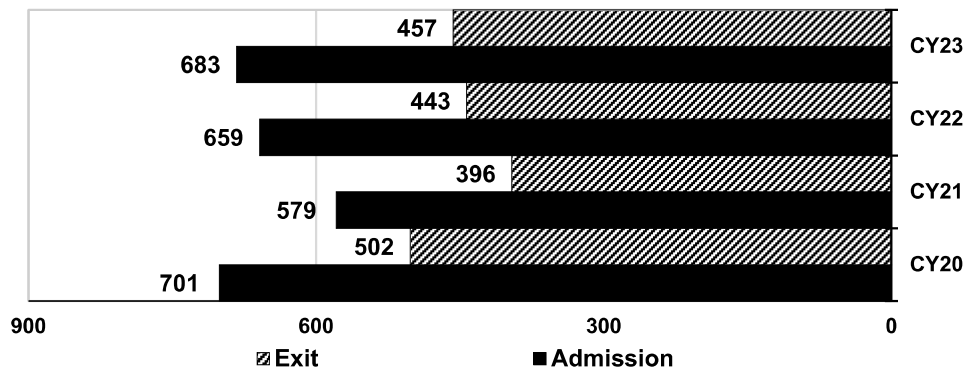
| Circuit | County | Type of Program | FY24 MAT Award | FY25 MAT Request | FY24 MAT Award |
|---------|--|---------------------------------------|------------------------|------------------------|------------------------|
| 1 | Clark, Scotland, Schuyler | Adult, DWI | \$ 23,346.30 | \$ 82,481.64 | \$ 713.31 |
| 2 | Adair, Lewis, Knox | Adult, DWI, Family | \$ - | \$ - | \$ - |
| 3 | Grundy, Harrison, Mercer, Putnam | Adult | \$ 46,692.61 | \$ 85,407.72 | \$ 28,086.05 |
| 4 | Atchison, Gentry, Holt, Nodaway, Worth | Adult, DWI | \$ 3,537.32 | \$ 184,320.00 | \$ 3,427.01 |
| 5 | Buchanan | Adult, DWI | \$ 53,413.51 | \$ 484,334.16 | \$ 90,587.40 |
| 6 | Platte | Adult, DWI, Veteran | \$ 27,591.09 | \$ 133,315.56 | \$ 713.31 |
| 7 | Clay | Adult, DWI, Veteran | \$ 19,101.52 | \$ 356,428.92 | \$ 4,603.55 |
| 8 | Carroll, Ray | Adult, DWI | \$ - | \$ - | \$ - |
| 9 | Linn, Sullivan, Chariton | Adult, Juvenile | \$ 15,917.93 | \$ 26,760.00 | \$ 3,439.34 |
| 10 | Marion, Ralls | Adult | \$ - | \$ 574,809.76 | \$ 143,934.13 |
| 11 | St. Charles | Adult, DWI, Family, Veterans | \$ 46,692.61 | \$ 153,166.44 | \$ 20,671.34 |
| 12 | Audrain, Montgomery, Warren | Adult, DWI, Family | \$ 24,053.77 | \$ 412,176.00 | \$ 111,840.22 |
| 13 | Boone, Callaway | Adult, DWI, Family, Veteran | \$ 84,541.92 | \$ 6,000.00 | \$ 743.17 |
| 14 | Randolph | Adult | \$ 3,537.32 | \$ 71,553.60 | \$ 713.31 |
| 15 | Lafayette, Saline | Adult | \$ 9,197.03 | \$ - | \$ - |
| 16 | Jackson | Adult, Family, Veteran | \$ - | \$ 16,658.80 | \$ 8,839.66 |
| 17 | Cass, Johnson | Adult, DWI | \$ 29,359.75 | \$ - | \$ - |
| 18 | Pettis, Cooper | Adult | \$ - | \$ 65,100.00 | \$ 23,081.99 |
| 19 | Cole | Adult, DWI, Veteran | \$ 16,625.40 | \$ 296,472.00 | \$ 140,652.48 |
| 20 | Franklin, Osage, Gasconade | Adult, DWI, Family | \$ 32,189.60 | \$ 123,249.60 | \$ 123,249.60 |
| 21 | St. Louis | Adult, DWI, Family, Veteran | \$ 22,638.84 | \$ 290,813.76 | \$ 713.31 |
| 22 | St. Louis City | Adult, Veteran | \$ 23,346.30 | \$ 239,139.56 | \$ 713.31 |
| 23 | Jefferson | Adult, DWI, Family, Veteran | \$ 20,516.45 | \$ 34,367.40 | \$ 19,556.12 |
| 24 | Madison, St. Francois, St. Genevieve, Washington | Adult, DWI, Family | \$ 15,564.20 | \$ 224,580.00 | \$ 22,491.62 |
| 25 | Phelps, Pulaski, Texas | Adult, DWI, Family | \$ 7,782.10 | \$ 82,464.00 | \$ 4,020.45 |
| 26 | Camden, Laclede, Miller, Moniteau, Morgan | Adult, DWI, Veteran | \$ 19,101.52 | \$ 36,000.00 | \$ 2,231.78 |
| 27 | Bates, Benton, Henry, St. Clair | Adult | \$ 4,952.25 | \$ - | \$ - |
| 28 | Barton, Cedar, Vernon, Dade | Adult, DWI | \$ - | \$ 436,133.80 | \$ 2,320.95 |
| 29 | Jasper | Adult, DWI, Veteran | \$ 50,583.66 | \$ 7,699.20 | \$ 713.31 |
| 30 | Webster | Adult | \$ 4,244.78 | \$ 157,093.56 | \$ 42,021.03 |
| 31 | Greene | Adult, DWI, Family, Veteran | \$ 105,058.37 | \$ 53,981.88 | \$ 4,207.16 |
| 32 | Cape Girardeau | Adult, DWI, Family | \$ 21,223.91 | \$ 49,692.72 | \$ 6,995.78 |
| 33 | Mississippi, Scott | Adult, DWI, Family | \$ 14,149.27 | \$ 7,287.84 | \$ 713.31 |
| 34 | New Madrid | Adult | \$ 707.46 | \$ 41,259.68 | \$ 1,931.27 |
| 34 | Pemiscott | Adult | \$ 7,074.64 | \$ 177,256.24 | \$ 38,883.17 |
| 35 | Dunklin, Stoddard | Adult, DWI, Family | \$ 32,543.33 | \$ 106,800.00 | \$ 17,168.23 |
| 36 | Butler, Ripley, Carter | Adult, DWI, Veteran, Family | \$ 14,503.01 | \$ 75,804.84 | \$ 713.31 |
| 37 | Howell, Shannon, Oregon | Adult | \$ 9,197.03 | \$ 333,461.39 | \$ 4,651.86 |
| 38 | Christian | Adult, DWI, Veteran | \$ 19,808.98 | \$ 88,600.00 | \$ 9,475.37 |
| 39 | Stone, Barry, Lawrence | Adult, DWI, Veteran | \$ 54,474.71 | \$ 195,846.00 | \$ 20,471.06 |
| 40 | McDonald, Newton | Adult, DWI, Family, Juvenile, Veteran | \$ 18,747.79 | \$ - | \$ - |
| 41 | Macon, Shelby | Adult | \$ 6,013.44 | \$ 127,480.00 | \$ 25,347.98 |
| 42 | Crawford, Dent, Iron, Wayne, Reynolds | Adult, DWI | \$ 30,067.21 | \$ 120,234.00 | \$ 42,716.60 |
| 44 | Douglas, Ozark, Wright | Adult, DWI | \$ 22,638.84 | \$ 87,619.24 | \$ 23,152.32 |
| 45 | Lincoln/Pike | Adult, DWI, Family | \$ 25,822.43 | \$ 161,501.60 | \$ 3,494.83 |
| 46 | Taney | Adult, DWI | \$ 13,441.81 | | |
| | Total | | \$ 1,000,000.00 | \$ 6,207,350.91 | \$ 1,000,000.00 |

Adult Drug Treatment Court Program

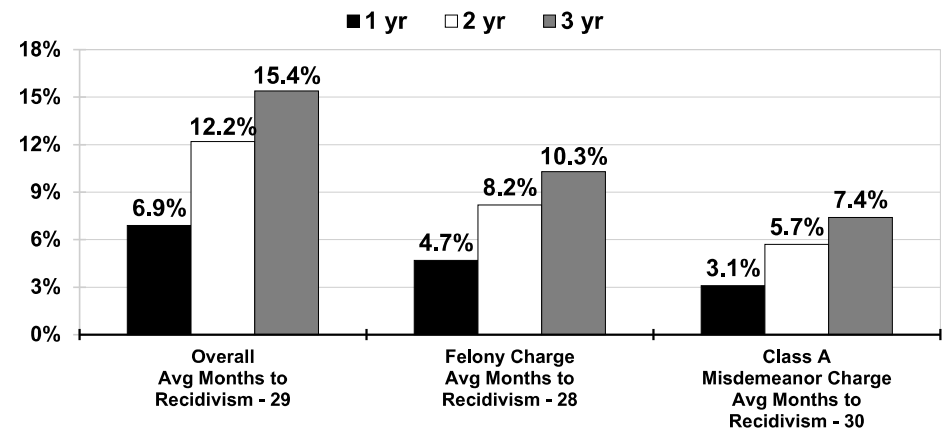
An adult drug court is a specially designed court calendar - or docket - with a goal to achieve a reduction in recidivism and substance use among drug-involved offenders in the community.

| Program Statistics | CY20 | CY21 | CY22 | CY23 |
|--|----------|----------|----------|----------|
| Participants Served | 4,552 | 4,342 | 4,470 | 4,245 |
| Programs | 80 | 80 | 82 | 82 |
| Graduation Rate | 68% | 67% | 69% | 68% |
| Number of Community Service Hours | 33,939 | 28,390 | 34,523 | 36,728 |
| Number of / Percentage of Drug Free Babies | 55 / 92% | 61 / 76% | 42 / 98% | 50 / 88% |
| Retention Rate | 74% | 79% | N/A | N/A |

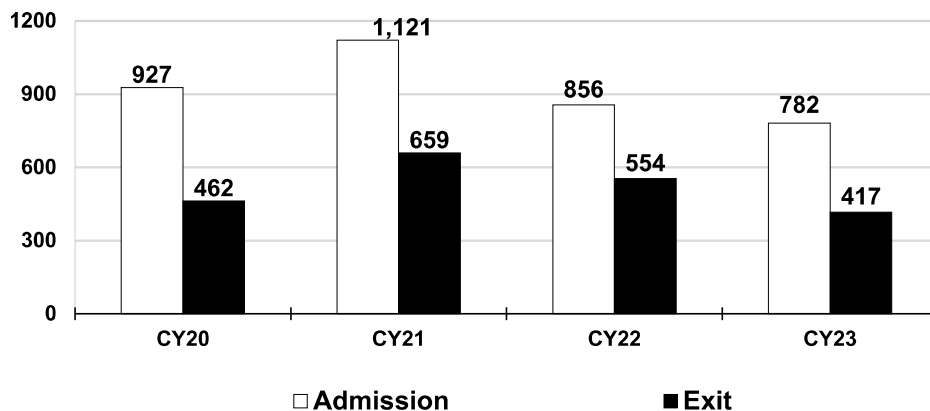
No High School Degree or GED Status



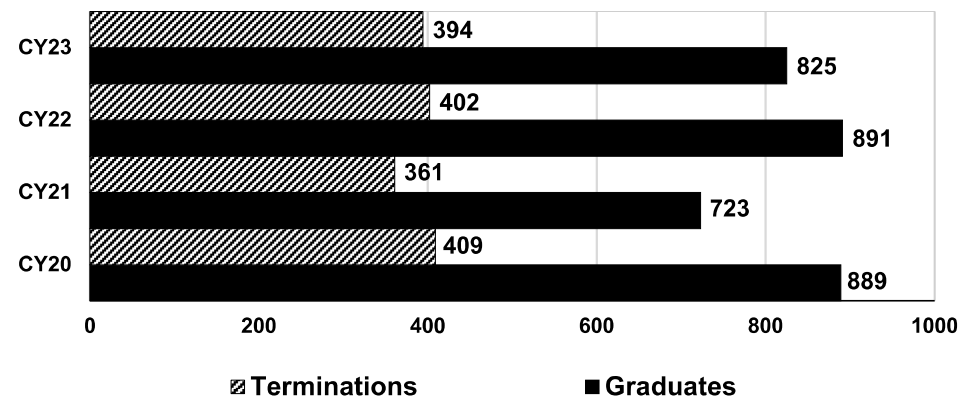
Recidivism Rate



Unemployed Participants

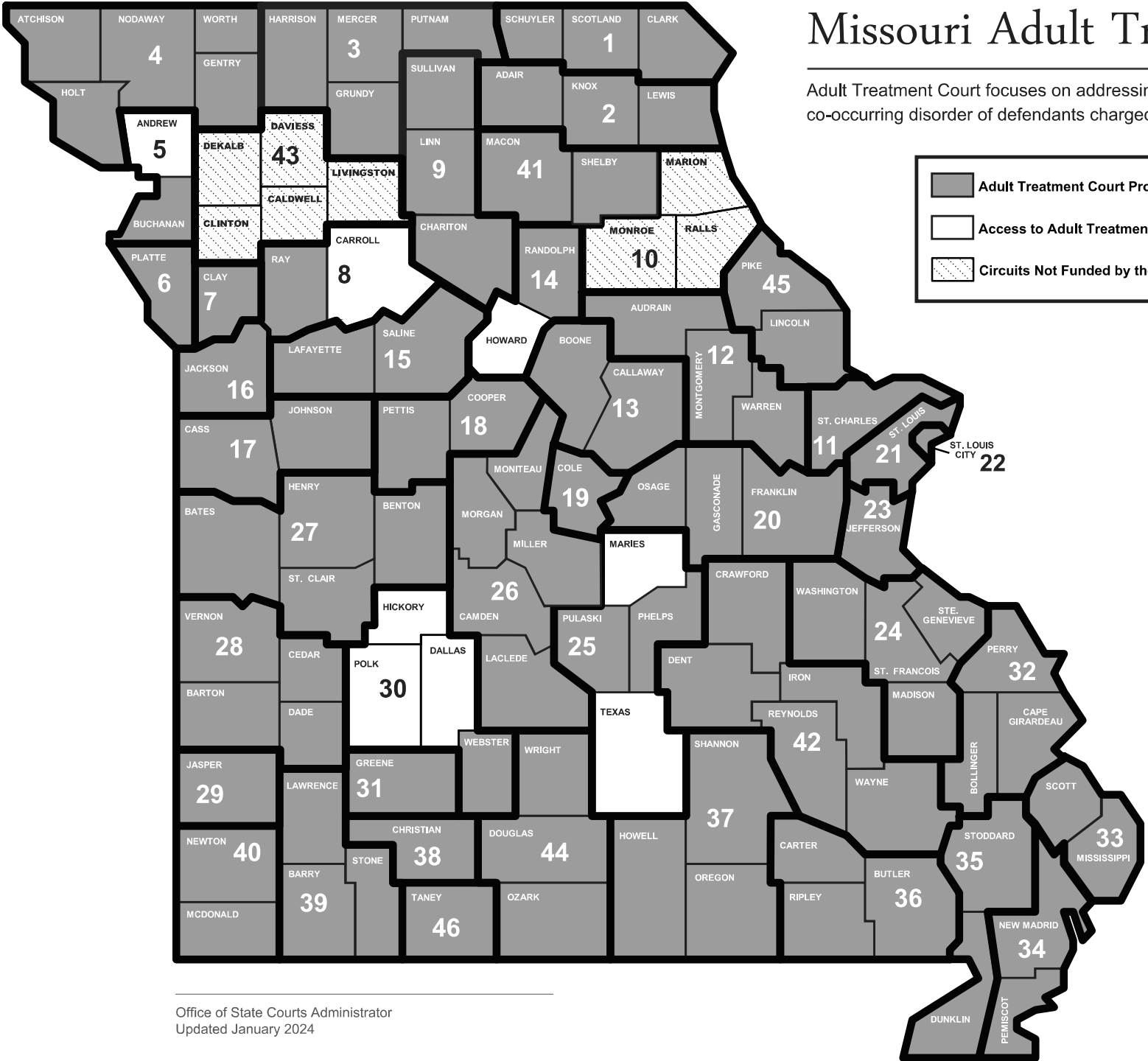


Reason for Exiting Program



Missouri Adult Treatment Courts

Adult Treatment Court focuses on addressing the substance use disorder or co-occurring disorder of defendants charged with a criminal offense.

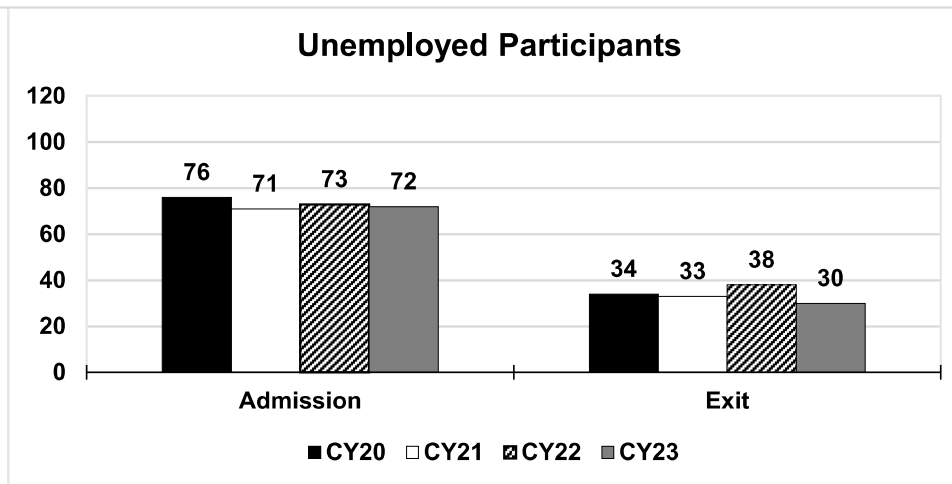
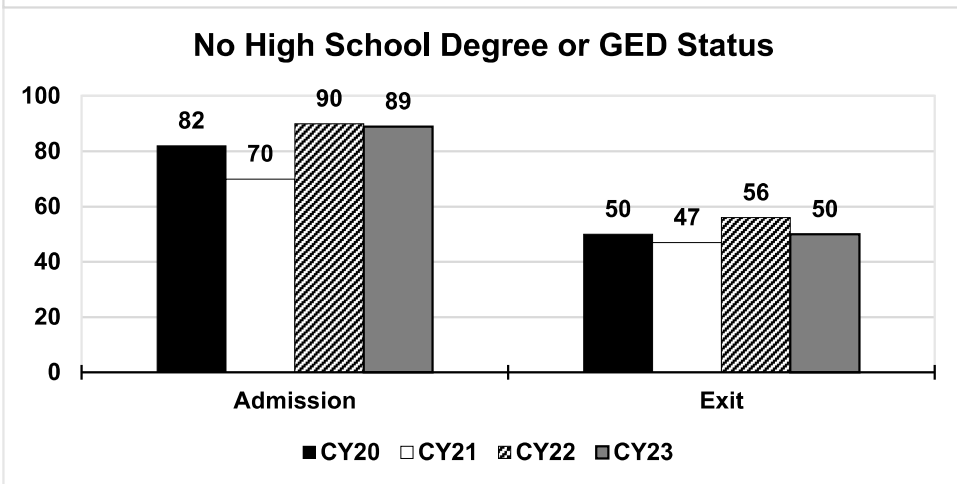
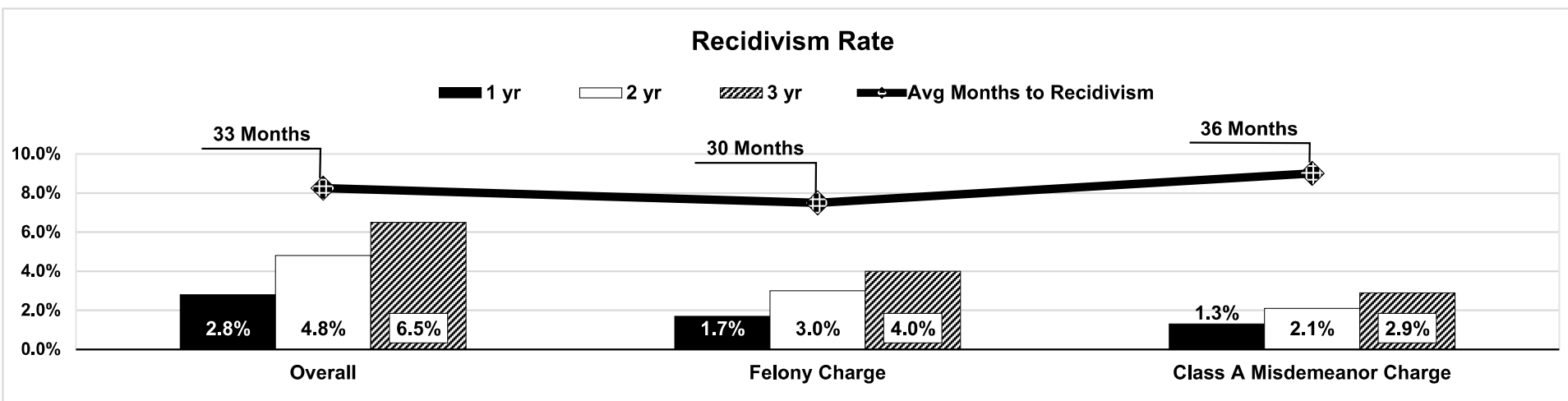


- Adult Treatment Court Program
- Access to Adult Treatment Court Program Within the Circuit
- Circuits Not Funded by the Treatment Court Coordinating Commission

DWI Treatment Court Activity

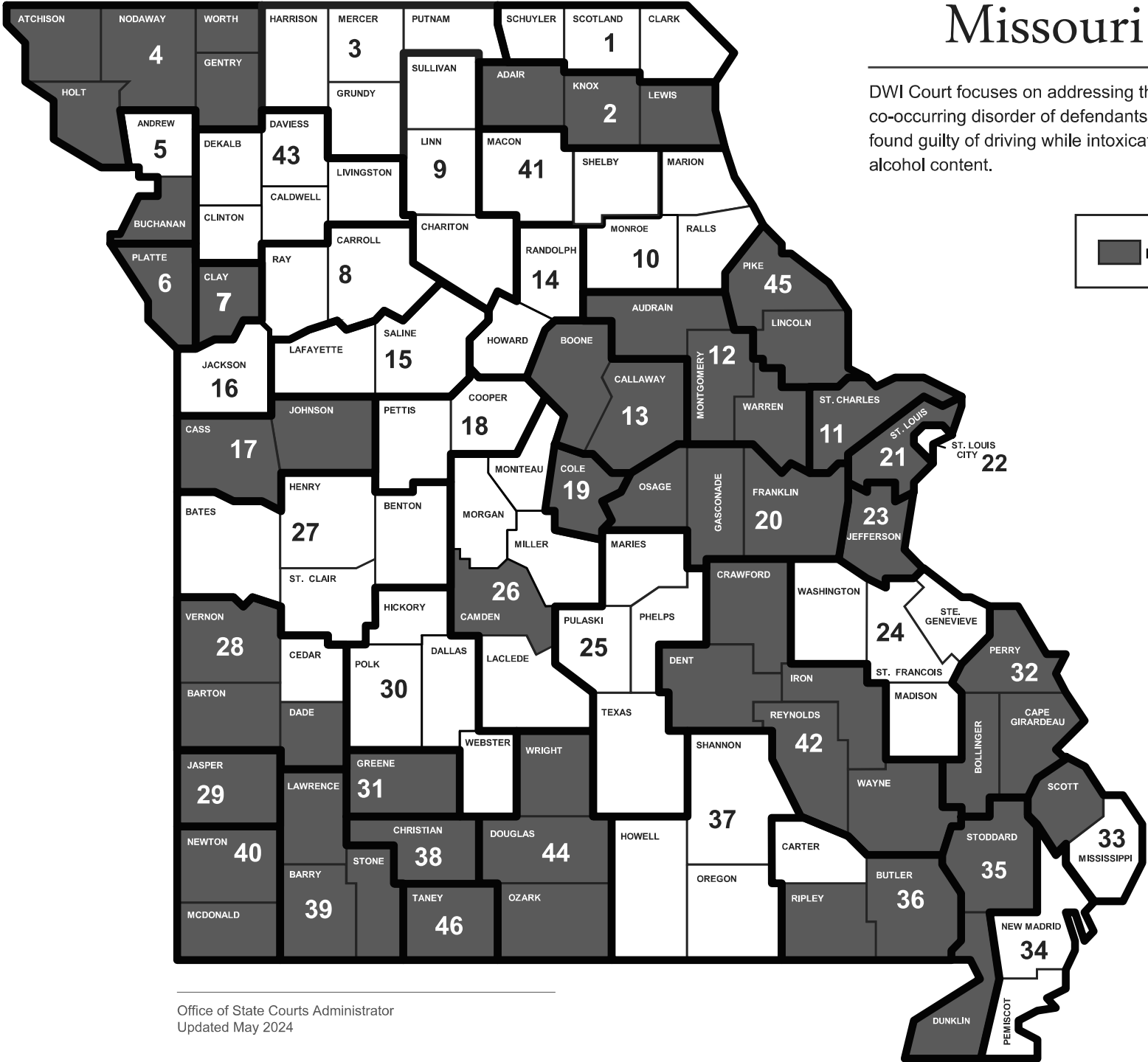
A DWI court is a distinct post-conviction court system dedicated to changing the behavior of the alcohol-dependent repeat offender arrested for driving while intoxicated (DWI).

| Program Statistics | CY20 | CY21 | CY22 | CY23 |
|---|--------|--------|--------|--------|
| Participants Served | 966 | 956 | 985 | 1,016 |
| Programs | 23 | 23 | 25 | 27 |
| Graduation Rate | 92% | 88% | 88% | 91% |
| Number of Community Service Hours Performed | 80,829 | 60,790 | 66,026 | 67,926 |
| Retention Rate | 94% | 93% | N/A | N/A |
| Number of Limited Driving Privileges (LDP's) Issued to DWI Court Participants and Graduates | 137 | 121 | 106 | 123 |



Missouri DWI Courts

DWI Court focuses on addressing the substance use disorder or co-occurring disorder of defendants who have pleaded guilty to or been found guilty of driving while intoxicated or driving with excessive blood alcohol content.



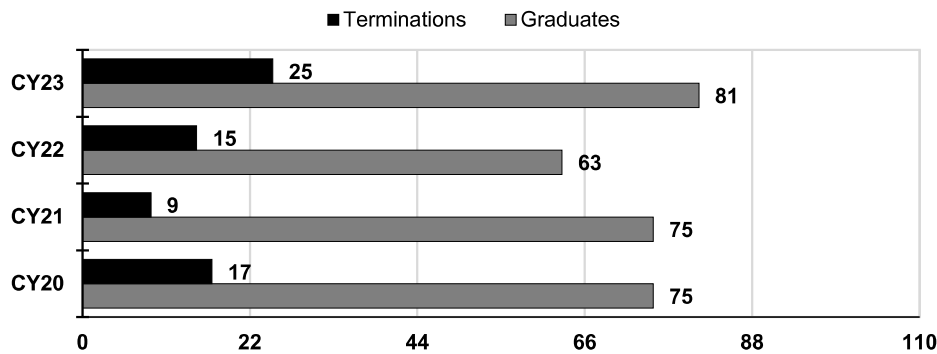
Office of State Courts Administrator
Updated May 2024

Veterans Treatment Court Program Activity

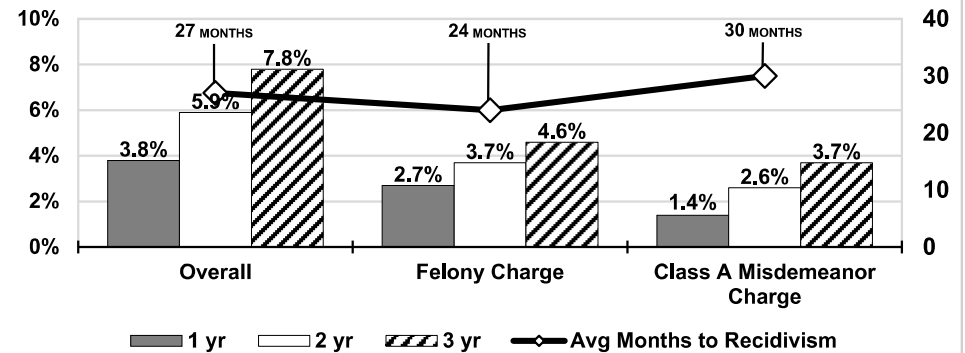
Veterans treatment courts are hybrid drug and mental health courts that use the drug court model to serve veterans struggling with substance use disorder, serious mental illness and/or co-occurring disorders.

| Program Statistics | CY20 | CY21 | CY22 | CY23 |
|--------------------------------------|-------|-------|-------|-------|
| Participants Served | 356 | 348 | 362 | 369 |
| Programs | 16 | 16 | 16 | 17 |
| Graduation Rate | 82% | 89% | 81% | 76% |
| # of Community Service Hrs Performed | 4,266 | 2,110 | 3,335 | 4,034 |
| Retention Rate | 89% | 87% | N/A | N/A |

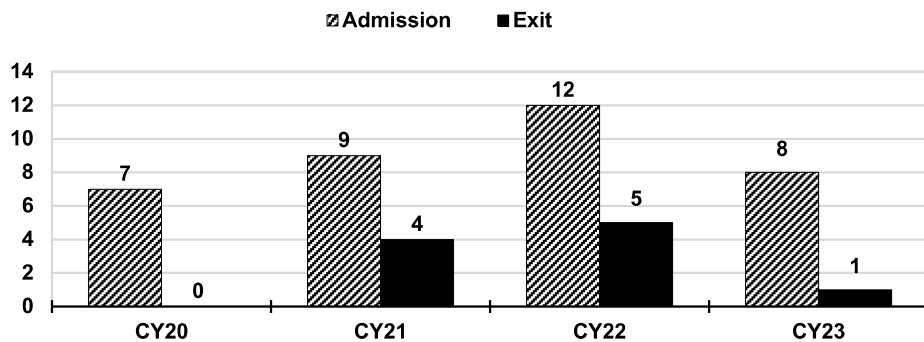
Reason for Exiting the Program



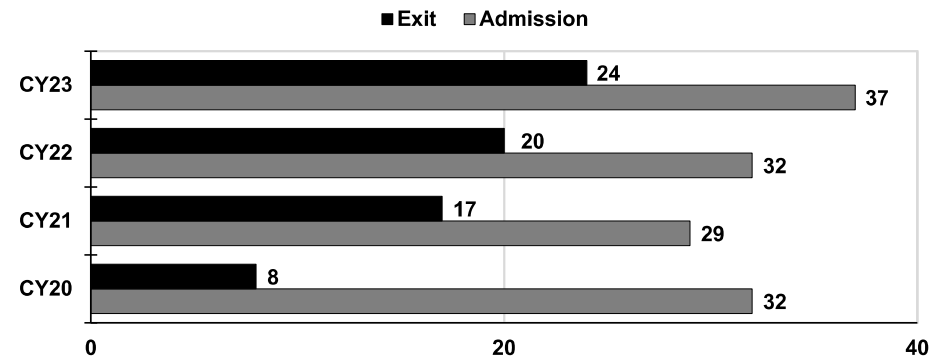
Recidivism Rate



No High School Degree or GED Status



Unemployed Participants

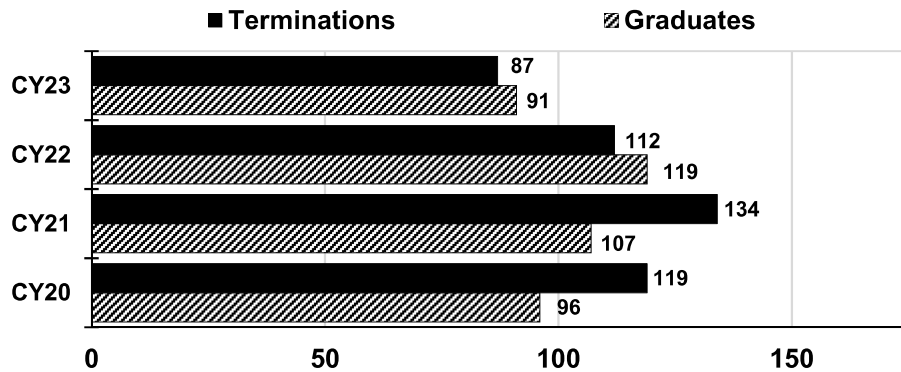


Family Treatment Court Program

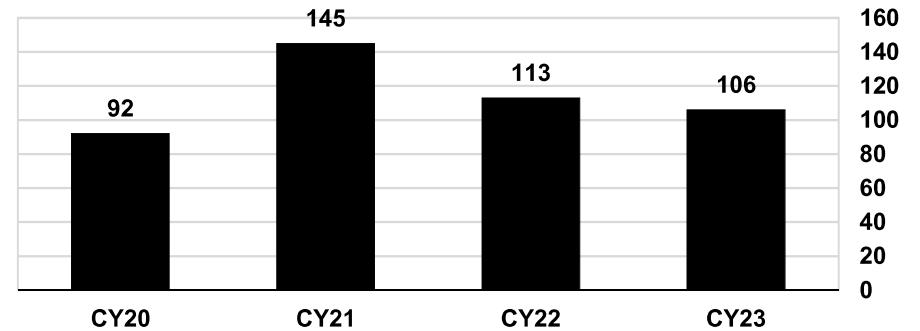
Family treatment court is a juvenile or family court docket, for which selected child abuse, neglect and dependency cases are identified, when parental substance use is a primary factor.

| Program Statistics | CY20 | CY21 | CY22 | CY23 |
|--|---------|----------|----------|----------|
| Participants Served | 503 | 558 | 498 | 429 |
| Programs | 15 | 15 | 16 | 17 |
| Graduation Rate | 45% | 44% | 52% | 51% |
| # of Community Service Hours Performed | 782 | 849 | 1,141 | 1,294 |
| # of / Percentage of Drug Free Babies | 4 / 67% | 18 / 33% | 10 / 83% | 12 / 75% |
| Retention Rate | 52% | 66% | N/A | N/A |

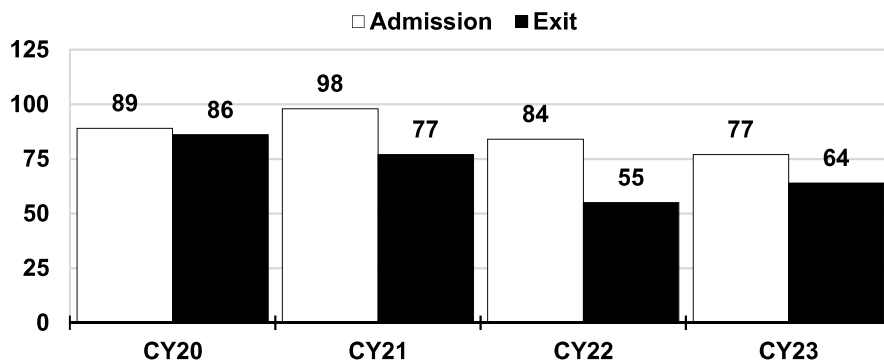
Reason for Exiting Program



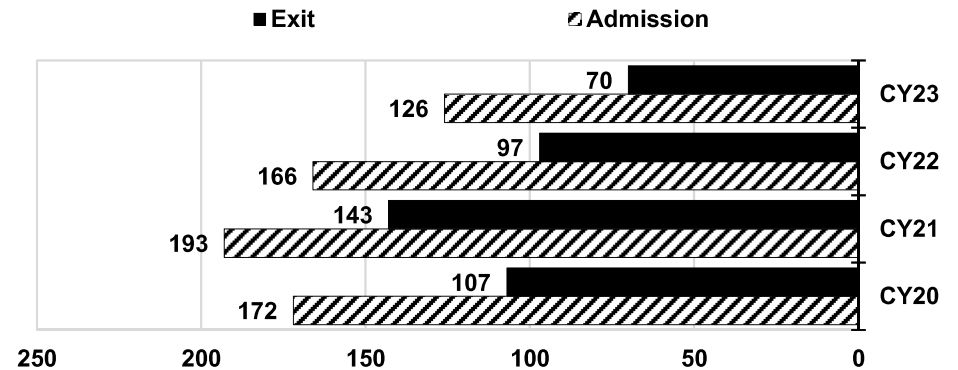
Children Reunified With Parents After Completion of Program



No High School Degree or GED Status



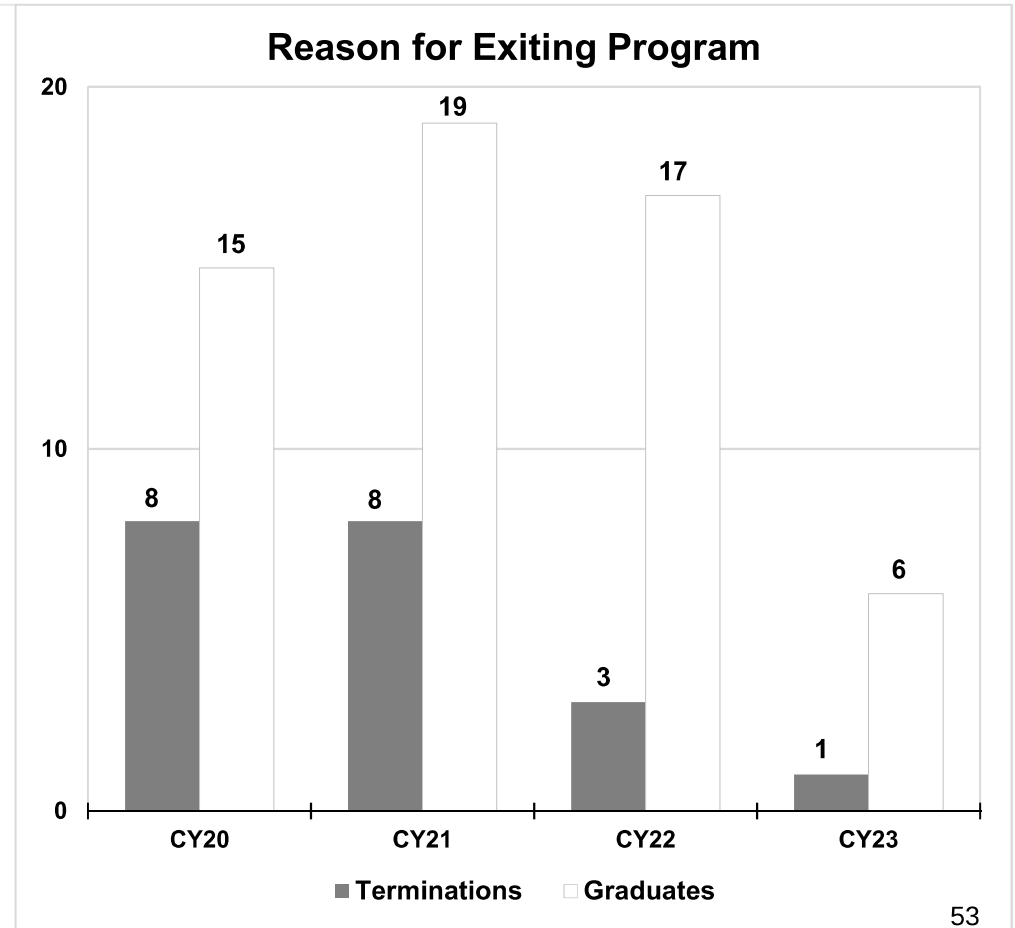
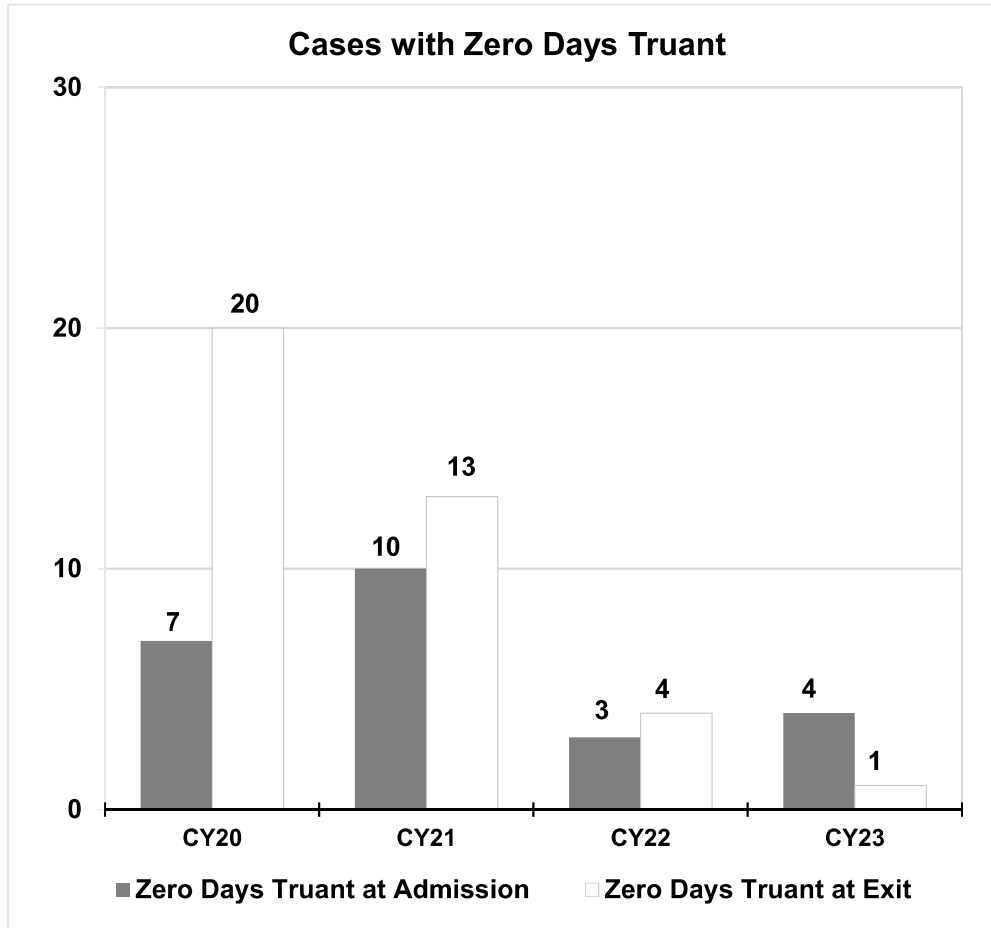
Unemployed Participants



Juvenile Treatment Court Program

A juvenile treatment court is a docket within a juvenile court, to which selected delinquency cases and in some instances status offenders, are referred for handling by a designated judge.

| Program Statistics | CY20 | CY21 | CY22 | CY23 |
|--|------|------|------|------|
| Participants Served | 45 | 45 | 26 | 33 |
| Programs | 4 | 4 | 4 | 4 |
| Graduation Rate | 65% | 70% | 85% | 14% |
| # of Community Service Hours Performed | 650 | 95 | 150 | 0 |
| Retention Rate | 67% | 67% | N/A | N/A |



Juvenile Treatment Courts

Juvenile Treatment Court focuses on addressing the substance use disorder or co-occurring disorder of juveniles in the juvenile court.

 Juvenile Treatment Court Program

