

State of Missouri

Statewide Real Estate Recommendation



FY 2026

Office of Administration
Division of Facilities Management, Design and Construction
Department Request

Contents

House Bill 13	1	Core - Natural Resources Leased	101
Statewide Real Estate Budget Summary.....	1	Core - Natural Resources State Owned	109
Reconciliation Summary	3	Core - Economic Development Leased	114
Historical Budget Information.....	4	Core - Economic Development State Owned	119
Fund Summary	5	Core - Commerce and Insurance Leased.....	124
Leased Facility Requirement	9	Core - Commerce and Insurance State Owned.....	130
State Owned Facility Requirement	23	Core - Labor and Industrial Relations Leased	135
Institutional Facility Requirement.....	30	Core - Labor and Industrial Relations State Owned	141
OA-Administrative Trust Fund (OA-RATF)	32	Core - Public Safety Leased	146
Core Forms	33	Core - Public Safety State Owned	152
Core - Elementary & Secondary Education Leased	33	Core - Missouri State Highway Patrol Leased	157
Core - Elementary & Secondary Education State Owned ..	39	Core - Missouri State Highway Patrol State Owned	163
Core - Elementary & Secondary Education Institution.....	44	Core - Missouri State Highway Patrol Institution	168
Core - Higher Education & Workforce Dev Leased	49	Core - Missouri Gaming Commission Leased	173
Core - Higher Education & Workforce Dev State Owned ...	54	Core - Missouri Gaming Commission State Owned	178
Core - Revenue and Tax Commission Leased.....	59	Core - Missouri National Guard	183
Core - Revenue and Tax Commission State Owned.....	64	Core - Corrections Leased.....	188
Core - Missouri Lottery Leased.....	69	Core - Corrections State Owned.....	193
Core - Office of Administration Leased.....	74	Core - Mental Health Leased.....	198
Core - Office of Administration State Owned.....	80	Core - Mental Health State Owned.....	203
Core - Missouri Ethics Commission State Owned	85	Core - Mental Health Institution	208
Core - Agriculture Leased.....	90	Core - Health and Senior Services Leased	213
Core - Agriculture State Owned	96	Core - Health and Senior Services State Owned	219
		Core - Health and Senior Services Institution.....	224
		Core - Social Services Leased	229

Core - Social Services State Owned	235
Core - Social Services Institution	240
Core - Legislature Leased	245
Core - Legislature State Owned	250
Core - Governor	255
Core - Lieutenant Governor Leased	260
Core - Lieutenant Governor State Owned	265
Core - Attorney General Leased	270
Core - Attorney General State Owned	275
Core - Secretary of State Leased	280
Core - Secretary of State State Owned	285
Core - Auditor Leased	290
Core - Auditor State Owned	295
Core - Treasurer State Owned	300
Core - Judiciary Leased	305
Core - Judiciary State Owned	310
Core - OA-RATF (Multi-Tenant)	315
Core - Legal Expense Transfer Fund	320
New Decision Items	325
NDI - MOSERS	325
NDI - MCHCP	328
NDI - DSS-FSD Increased Space Needs	331

FY 2026

HB 13 - Statewide Real Estate Budget Summary

Office of Administration

Division of Facilities Management, Design and Construction

Department Request Budget

The Division of Facilities Management, Design and Construction (FMDC) provides oversight for all leased facilities, state-owned facilities, and most institutional facilities, excluding facilities occupied by Conservation, MoDOT and Colleges and Universities. The total square footage under the oversight of FMDC exceeds 14.4M as shown below.

SQUARE FOOTAGE	
2,856,273	Leased Facilities - office, day treatment, state schools, warehouse, labs, etc.
4,151,389	State-owned Facilities - office, labs, warehouse, etc.
5,138,471	Institutional Facilities - state schools and mental health facilities
12,146,133	TOTAL SQUARE FOOTAGE (Includes OA-RATF)

The FY 2025 Department Request Budget total of nearly \$111M includes the annual rent for leased facilities and the annual cost of operations for state-owned facilities and institutional facilities. The cost per square foot for state-owned facilities and institutional facilities is based on prior year actual cost of operations. The cost per square foot for leased facilities reflects current lease rates and the prior year costs for janitorial and utilities. A summary of the FY 2025 Department Request Budget is shown below.

ANNUAL RENT	FACILITY TYPE
\$59,643,783	Leased Facilities
\$52,320,022	State-owned Facilities
\$37,990,422	Institutional Facilities
\$1,528,026	OA-RATF
\$151,482,253	TOTAL ANNUAL RENT (Includes OA-RATF)

TRANSFERS IN		RECOMMENDED FUNDING		
DEPARTMENT	DESCRIPTION	GR	FEDERAL	OTHER
Attorney General - MOPS	Increased Office Space - Governor's Office Building	\$0	\$0	\$48,746
OA - ITSD	Increase Space - Scruggs Station	\$310,570		
TOTAL BY FUND		\$310,570	\$0	\$48,746
TOTAL (ALL FUNDS)		\$359,316		

TRANSFERS OUT		RECOMMENDED FUNDING		
DEPARTMENT	DESCRIPTION	GR	FEDERAL	OTHER
		\$0	\$0	\$0
TOTAL BY FUND		\$0	\$0	\$0
TOTAL (ALL FUNDS)		\$0		

CORE REDUCTIONS		RECOMMENDED FUNDING		
DEPARTMENT	DESCRIPTION	GR	FEDERAL	OTHER
TOTAL BY FUND		\$0	\$0	\$0
TOTAL (ALL FUNDS)		\$0		

NEW DECISION ITEMS		RECOMMENDED FUNDING		
DEPARTMENT	DESCRIPTION	GR	FEDERAL	OTHER
DSS - Increased Space Needs	New Space Needs Statewide	\$1,424,185	\$1,887,873	\$0
Statewide	MOSERS Increase of 1.50% from 28.75% to 30.25%	\$335,064	\$36,568	\$22,047
Statewide	MCHCP Increase	\$327,208	\$35,701	\$21,522
TOTAL BY FUND		\$2,086,457	\$1,960,142	\$43,569
TOTAL (ALL FUNDS)		\$4,090,168		

FY 2026 HB13 RECONCILIATION SUMMARY - DEPARTMENT REQUEST BUDGET

RECONCILIATION	GENERAL REVENUE	FEDERAL	OTHER	TOTAL
FY 2025 APPROPRIATION - LEASING	\$ 32,175,137	\$ 17,650,096	\$ 8,320,546	\$ 58,145,779
LEASING REAL ESTATE SERVICES ALLOCATION	\$ 789,235	\$ 432,994	\$ 203,321	\$ 1,425,550
LEASING TRANSFERS IN	\$ -	\$ -	\$ 48,746	\$ 48,746
NDI-MOSERS INCREASE	\$ 6,689	\$ 3,676	\$ 1,722	\$ 12,087
NDI-MCHCP INCREASE	\$ 6,531	\$ 3,589	\$ 1,501	\$ 11,621
FY 2025 DEPARTMENT REQUEST LEASING TOTAL	\$ 32,977,592	\$ 18,090,355	\$ 8,575,836	\$ 59,643,783
FY 2024 APPROPRIATION - STATE OWNED	\$ 32,492,644	\$ 8,161,826	\$ 6,280,196	\$ 46,934,666
LEASING REAL ESTATE SERVICES ALLOCATION	\$ 797,205	\$ 200,226	\$ 154,124	\$ 1,151,555
STATE OWNED TRANSFERS IN	\$ 310,570	\$ -	\$ -	\$ 310,570
NDI-DSS-FSD INCREASED SPACE NEEDS	\$ 1,424,185	\$ 1,887,873	\$ -	\$ 3,312,058
NDI-MOSERS INCREASE	\$ 105,367	\$ 26,412	\$ 20,325	\$ 152,104
NDI-MCHCP INCREASE	\$ 102,873	\$ 25,787	\$ 19,839	\$ 148,499
FY 2025 DEPARTMENT REQUEST STATE OWNED TOTAL	\$ 35,543,414	\$ 10,302,124	\$ 6,474,484	\$ 52,320,022
FY 2024 APPROPRIATION - INSTITUTIONAL	\$ 36,494,161	\$ 1,032,966	\$ 9,678	\$ 37,536,805
NDI-MOSERS INCREASE	\$ 223,008	\$ 6,480	\$ -	\$ 229,488
NDI-MCHCP INCREASE	\$ 217,804	\$ 6,325	\$ -	\$ 224,129
FY 2025 DEPARTMENT REQUEST INSTITUTIONAL TOTAL	\$ 36,934,973	\$ 1,045,771	\$ 9,678	\$ 37,990,422
FY 2024 APPROPRIATION - OA-RATF	\$ -	\$ -	\$ 1,528,026	\$ 1,528,026
FY 2025 DEPARTMENT REQUEST OA-RATF TOTAL	\$ -	\$ -	\$ 1,528,026	\$ 1,528,026
TOTAL FY 2025 HB13 RECOMMENDATION	\$ 105,455,979	\$ 29,438,250	\$ 16,588,024	\$ 151,482,253

HB 13 HISTORICAL BUDGET INFORMATION

FY2025 Budget	Dept. Request	TAFP after Vetoes
Leasing	\$58,145,779	
State Owned	\$46,934,666	
Institutional	\$37,536,805	
OA RATF	\$1,528,026	
National Guard	\$0	
FY2025 Total	\$144,145,276	\$0

FY2020 Budget	Dept. Request	TAFP after Vetoes
Leasing	\$45,897,858	\$45,163,103
State Owned	\$28,342,718	\$28,736,971
Institutional	\$30,926,522	\$31,632,454
OA RATF	\$1,500,000	\$1,500,000
National Guard	\$0	\$0
FY2020 Total	\$106,667,098	\$107,032,528

FY2024 Budget	Dept. Request	TAFP after Vetoes
Leasing	\$59,493,953	
State Owned	\$42,360,047	
Institutional	\$35,987,602	
OA RATF	\$1,528,026	
National Guard	\$0	
FY2024 Total	\$139,369,628	\$0

FY2019 Budget	Dept. Request	TAFP after Vetoes
Leasing	\$45,356,747	\$45,546,518
State Owned	\$27,668,415	\$27,628,807
Institutional	\$35,248,441	\$35,170,784
OA RATF	\$1,500,000	\$1,500,000
National Guard	\$0	\$0
FY2019 Total	\$109,773,603	\$109,846,109

FY2023 Budget	Dept. Request	TAFP after Vetoes
Leasing	\$44,479,083	\$48,545,242
State Owned	\$31,872,177	\$34,047,616
Institutional	\$32,635,938	\$35,348,640
OA RATF	\$1,500,000	\$1,528,026
National Guard	\$0	
FY2023 Total	\$110,487,198	\$119,469,524

FY2018 Budget	Dept. Request	TAFP after Vetoes
Leasing	\$44,901,931	\$44,901,931
State Owned	\$27,057,971	\$27,057,971
Institutional	\$34,302,805	\$34,302,805
OA RATF	\$1,500,000	\$1,500,000
National Guard	\$0	\$0
FY2018 Total	\$107,762,707	\$107,762,707

FY2022 Budget	Dept. Request	TAFP after Vetoes
Leasing	\$45,125,044	\$46,099,031
State Owned	\$29,246,190	\$29,352,266
Institutional	\$32,365,808	\$32,469,132
OA RATF	\$1,500,000	\$1,500,000
National Guard	\$0	\$0
FY2022 Total	\$108,237,042	\$109,420,429

FY2017 Budget	Dept. Request	TAFP after Vetoes
Leasing	\$42,784,072	\$42,649,410
State Owned	\$26,816,538	\$26,816,538
Institutional	\$34,553,853	\$34,553,853
OA RATF	\$1,500,000	\$1,500,000
National Guard	\$1,681,676	\$1,681,676
FY2017 Total	\$107,336,139	\$107,190,385

FY2021 Budget	Dept. Request	TAFP after Vetoes
Leasing	\$46,929,745	\$45,305,289
State Owned	\$28,906,585	\$29,065,945
Institutional	\$32,360,321	\$32,365,808
OA RATF	\$1,500,000	\$1,500,000
National Guard	\$0	\$0
FY2021 Total	\$109,696,651	\$108,237,042

FY2016 Budget	Dept. Request	TAFP after Vetoes
Leasing	\$42,049,098	\$42,049,098
State Owned	\$26,108,846	\$26,108,846
Institutional	\$34,382,909	\$34,382,909
OA RATF	\$1,500,000	\$1,500,000
National Guard	\$1,656,676	\$1,656,676
FY2016 Total	\$105,697,529	\$105,697,529

FUND SUMMARY

FY 2026

FUND NAME	FUND	APPROPRIATION NAME	APPROP	GENERAL REVENUE	FEDERAL	OTHER	TOTAL
GENERAL REVENUE	0101	AGRICULTURE LEASING-0101	1473	\$ 301,069			\$ 301,069
AGRICULTURE-FED/OTHER	0133	AGRICULTURE LEASING-0133	4227		\$ 4,404		\$ 4,404
GRAIN INSPECTION FEES	0647	AGRICULTURE LEASING-0647	1474			\$ 89,329	\$ 89,329
PETROLEUM INSPECTION FUND	0662	AGRICULTURE LEASING-0662	0653			\$ 10,219	\$ 10,219
AGRICULTURE PROTECTION	0970	AGRICULTURE LEASING-0970	8194			\$ 2,480	\$ 2,480
GENERAL REVENUE	0101	AGRICULTURE STATE OWNED-0101	7676	\$ 161,393			\$ 161,393
AGRICULTURE-FEDERAL AND OTHER	0133	AGRICULTURE STATE OWNED-0133	7677		\$ 53,497		\$ 53,497
ANIMAL HEALTH LABORATORY FEES	0292	AGRICULTURE STATE OWNED-0292	7808			\$ 53,018	\$ 53,018
ANIMAL CARE RESERVE	0295	AGRICULTURE STATE OWNED-0295	7678			\$ 7,830	\$ 7,830
COMMODITY COUNCIL MERCHANISING	0406	AGRICULTURE STATE OWNED-0406	7679			\$ 4,300	\$ 4,300
SP ANIMAL FAC LOAN PROGRAM	0408	AGRICULTURE STATE OWNED-0408	7680			\$ 5,104	\$ 5,104
MILK INSPECTION FEES	0645	AGRICULTURE STATE OWNED-0645	7681			\$ 5,623	\$ 5,623
GRAIN INSPECTION FEES	0647	AGRICULTURE STATE OWNED-0647	7682			\$ 5,875	\$ 5,875
PETROLEUM INSPECTION FUND	0662	AGRICULTURE STATE OWNED-0662	7683			\$ 166,640	\$ 166,640
MISSOURI WINE & GRAPE FUND	0787	AGRICULTURE STATE OWNED-0787	8404			\$ 13,879	\$ 13,879
AGRICULTURE DEVELOPMENT	0904	AGRICULTURE STATE OWNED-0904	7686			\$ 2,535	\$ 2,535
AGRICULTURE PROTECTION	0970	AGRICULTURE STATE OWNED-0970	8245			\$ 390,756	\$ 390,756
GENERAL REVENUE	0101	ATTORNEY GENERAL-0101	3184	\$ 599,476			\$ 599,476
ATTORNEY GENERAL	0136	ATTORNEY GENERAL-0136	3186		\$ 173,478		\$ 173,478
ATTORNEY GENERAL	0631	ATTORNEY GENERAL-0631	3187			\$ 147,663	\$ 147,663
WORKERS COMPENSATION	0652	ATTORNEY GENERAL-0652	3188			\$ 109,396	\$ 109,396
WORKERS COMP-SECOND INJURY	0653	ATTORNEY GENERAL-0653	3189			\$ 109,396	\$ 109,396
MO OFFICE OF PROSECUTION SERV	0680	ATTORNEY GENERAL-0680	2022			\$ 94,580	\$ 94,580
HAZARDOUS WASTE FUND	0676	ATTORNEY GENERAL-0676	2005			\$ 9,829	\$ 9,829
GENERAL REVENUE	0101	ATTORNEY GENERAL ST OWNED-0101	7778	\$ 739,688			\$ 739,688
ATTORNEY GENERAL	0136	ATTORNEY GENERAL ST OWNED-0136	7779		\$ 211,008		\$ 211,008
NRP-WATER POLLUTION PERMIT FEE	0568	ATTORNEY GENERAL ST OWNED-0568	7782			\$ 42,418	\$ 42,418
WORKERS COMPENSATION	0652	ATTORNEY GENERAL ST OWNED-0652	7783			\$ 51,586	\$ 51,586
WORKERS COMP-SECOND INJURY	0653	ATTORNEY GENERAL ST OWNED-0653	7784			\$ 51,845	\$ 51,845
HAZARDOUS WASTE FUND	0676	ATTORNEY GENERAL ST OWNED-0676	7786			\$ 14,327	\$ 14,327
GENERAL REVENUE	0101	AUDITOR-0101	3192	\$ 16,664			\$ 16,664
GENERAL REVENUE	0101	AUDITOR STATE OWNED-0101	7777	\$ 474,901			\$ 474,901
GENERAL REVENUE	0101	CORRECTIONS LEASING-0101	1112	\$ 7,885,392			\$ 7,885,392
WORKING CAPITAL REVOLVING	0510	CORRECTIONS LEASING-0510	6073			\$ 335,821	\$ 335,821
GENERAL REVENUE	0101	CORRECTIONS STATE OWNED-0101	7748	\$ 1,639,870			\$ 1,639,870
GENERAL REVENUE	0101	DED LEASING-0101	1978	\$ 13,899			\$ 13,899
DIVISION OF TOURISM SUPPL REV	0274	DED LEASING-0274	1982			\$ 2,404	\$ 2,404
GENERAL REVENUE	0101	DED STATE OWNED-0101	7691	\$ 336,428			\$ 336,428
DIVISION OF TOURISM SUPPL REV	0274	DED STATE OWNED-0274	7698			\$ 127,012	\$ 127,012
DED ADMINISTRATIVE	0547	DED STATE OWNED-0547	7706			\$ 40,025	\$ 40,025
GENERAL REVENUE	0101	DESE LEASING-0101	1033	\$ 623,868			\$ 623,868
VOCATIONAL REHABILITATION	0104	DESE LEASING-0104	1035		\$ 2,285,075		\$ 2,285,075
DEPT ELEM-SEC EDUCATION	0105	DESE LEASING-0105	1034		\$ 20,119		\$ 20,119
CHILD CARE & DEVELOPMENT BLK GRNT	168	DESE LEASING-0168	1265		\$ 95,354		\$ 95,354
ASSISTIVE TECHNOLOGY FEDERAL	0188	DESE LEASING-0188	2486		\$ 50,664		\$ 50,664

FUND SUMMARY

FY 2026

FUND NAME	FUND	APPROPRIATION NAME	APPROP	GENERAL REVENUE	FEDERAL	OTHER	TOTAL
DEAF RELAY SER & EQ DIST PRGM	0559	DESE LEASING-0559	2478			\$ 35,710	\$ 35,710
ASSISTIVE TECHNOLOGY LOAN	0889	DESE LEASING-0889	6923			\$ 15,303	\$ 15,303
GENERAL REVENUE	0101	DESE STATE OWNED-0101	7659	\$ 632,489			\$ 632,489
VOCATIONAL REHABILITATION	0104	DESE STATE OWNED-0104	7660		\$ 1,358,092		\$ 1,358,092
DEPT ELEM-SEC EDUCATION	0105	DESE STATE OWNED-0105	7661		\$ 513,779		\$ 513,779
CHILD CARE & DEVELOPMENT BLK GRNT	0168	DESE STATE OWNED-0168	1265		\$ 245,151		\$ 245,151
GENERAL REVENUE	0101	DESE INSTIT-0101	7663	\$ 5,355,953			\$ 5,355,953
GENERAL REVENUE	0101	HEALTH LEASING-0101	4181	\$ 2,762,397			\$ 2,762,397
DEPARTMENT OF HEALTH	0143	HEALTH LEASING-0143	4182		\$ 2,955,752		\$ 2,955,752
DEPARTMENT OF HEALTH	2350	HEALTH LEASING-2350	9099		\$ 1,654,147		\$ 1,654,147
GENERAL REVENUE	0101	HEALTH STATE OWNED-0101	7757	\$ 1,480,867			\$ 1,480,867
DEPARTMENT OF HEALTH	0143	HEALTH STATE OWNED-0143	7758		\$ 1,515,344		\$ 1,515,344
DEPARTMENT OF HEALTH	0101	HEALTH INSTITUTIONAL-0101	1277	\$ 10,032			\$ 10,032
DEPARTMENT OF HEALTH	0143	HEALTH INSTITUTIONAL-0143	8142		\$ 11,576		\$ 11,576
DIV JOB DEVELOPMENT & TRAINING	0155	HIGHER EDUCATION LEASING-0155	5620		\$ 1,695,725		\$ 1,695,725
SPECIAL EMPLOYMENT SECURITY	0949	HIGHER EDUCATION LEASING-0949	5621			\$ 271,059	\$ 271,059
GENERAL REVENUE	0101	HIGHER EDUCATION STATE OWNED-0101	7877	\$ 365,709			\$ 365,709
DIV JOB DEVELOPMENT & TRAINING	0155	DHEWD STATE OWNED-0155	5622		\$ 680,078		\$ 680,078
INSURANCE LEASING	0101	INSURANCE LEASING-0101	6059	\$ 128,434			\$ 128,434
DIVISION OF FINANCE	0550	INSURANCE LEASING-0550	3739			\$ 79,997	\$ 79,997
INSURANCE EXAMINERS FUND	0552	INSURANCE LEASING-0552	3734			\$ 8,254	\$ 8,254
DEPT OF INSURANCE DEDICATED	0566	INSURANCE LEASING-0566	6082			\$ 11,495	\$ 11,495
MANUFACTURED HOUSING FUND	0582	INSURANCE LEASING-0582	5617			\$ 28,092	\$ 28,092
PUBLIC SERVICE COMMISSION	0607	INSURANCE LEASING-0607	5616			\$ 1,130,535	\$ 1,130,535
PROFESSIONAL REGISTRATION FEES	0689	INSURANCE LEASING-0689	3736			\$ 2,700	\$ 2,700
DIVISION OF CREDIT UNIONS	0548	INSURANCE STATE OWNED-0548	7708			\$ 43,329	\$ 43,329
DIVISION OF FINANCE	0550	INSURANCE STATE OWNED-0550	7709			\$ 273,862	\$ 273,862
INSURANCE EXAMINERS FUND	0552	INSURANCE STATE OWNED-0552	7710			\$ 12,491	\$ 12,491
DEPT OF INSURANCE DEDICATED	0566	INSURANCE STATE OWNED-0566	7711			\$ 514,521	\$ 514,521
PUBLIC SERVICE COMMISSION	0607	INSURANCE STATE OWNED-0607	5625			\$ 154,429	\$ 154,429
PROFESSIONAL REGISTRATION FEES	0689	INSURANCE STATE OWNED-0689	7712			\$ 375,260	\$ 375,260
GENERAL REVENUE	0101	JUDICIARY LEASING-0101	6083	\$ 2,722,297			\$ 2,722,297
JUDICIARY - FEDERAL	0137	JUDICIARY LEASING-0137	6084		\$ 27,829		\$ 27,829
JUDICIARY EDUCATION & TRAINING	0847	JUDICIARY LEASING-0847	6085			\$ 177,559	\$ 177,559
GENERAL REVENUE	0101	JUDICIARY STATE OWNED-0101	7789	\$ 402,483			\$ 402,483
GENERAL REVENUE	0101	DOLIR LEASING-0101	3229	\$ 29,794			\$ 29,794
HUMAN RIGHTS COMMISSION - FED	0117	DOLIR LEASING-0117	2464		\$ 14,033		\$ 14,033
DEPT OF LABOR RELATIONS ADMIN	0122	DOLIR LEASING-0122	2625		\$ 5,410		\$ 5,410
WORKERS COMPENSATION	0652	DOLIR LEASING-0652	3236			\$ 497,116	\$ 497,116
UNEMPLOYMENT COMP ADMIN	0948	DOLIR LEASING-0948	3233		\$ 100,945		\$ 100,945
GENERAL REVENUE	0101	DOLIR STATE OWNED-0101	7713	\$ 173,076			\$ 173,076
HUMAN RIGHTS COMMISSION - FED	0117	DOLIR STATE OWNED-0117	7714		\$ 114,689		\$ 114,689
DEPT OF LABOR RELATIONS ADMIN	0122	DOLIR STATE OWNED-0122	7715		\$ 647,074		\$ 647,074
DIV OF LABOR STANDARDS FEDERAL	0186	DOLIR STATE OWNED-0186	7721		\$ 9,367		\$ 9,367
WORKERS COMPENSATION	0652	DOLIR STATE OWNED-0652	7722			\$ 720,829	\$ 720,829
UNEMPLOYMENT COMP ADMIN	0948	DOLIR STATE OWNED-0948	7723		\$ 1,212,015		\$ 1,212,015
SPECIAL EMPLOYMENT SECURITY	0949	DOLIR STATE OWNED-0949	7724			\$ 98,019	\$ 98,019

FUND SUMMARY

FY 2026

FUND NAME	FUND	APPROPRIATION NAME	APPROP	GENERAL REVENUE	FEDERAL	OTHER	TOTAL
GENERAL REVENUE	0101	LEGISLATURE LEASING-0101	7488	\$ 3,891			\$ 3,891
GENERAL REVENUE	0101	LEGISLATURE STATE OWNED-0101	7771	\$ 2,834,165			\$ 2,834,165
GENERAL REVENUE	0101	MENTAL HEALTH LEASING-0101	0655	\$ 2,821,954			\$ 2,821,954
GENERAL REVENUE	0101	MENTAL HEALTH STATE OWNED-0101	7751	\$ 1,226,321			\$ 1,226,321
DEPT MENTAL HEALTH	0148	MENTAL HEALTH STATE OWNED-0148	7752		\$ 314,675		\$ 314,675
HEALTH INITIATIVES	0275	MENTAL HEALTH STATE OWNED-0275	7754			\$ 10,066	\$ 10,066
GENERAL REVENUE	0101	MENTAL HEALTH INSTITUTIONAL-0101	7756	\$ 27,161,902			\$ 27,161,902
GENERAL REVENUE	0101	DNR LEASING-0101	4305	\$ 615,768			\$ 615,768
DEPT NATURAL RESOURCES	0140	DNR LEASING-0140	4306		\$ 432,964		\$ 432,964
DNR COST ALLOCATION	0500	DNR LEASING-0500	4307			\$ 113,720	\$ 113,720
MO AIR EMISSION REDUCTION	0267	DNR LEASING-0267	5730			\$ 41,676	\$ 41,676
STATE PARKS EARNINGS	0415	DNR LEASING-0415	2929			\$ 109,544	\$ 109,544
HISTORIC PRESERVATION REVOLV	0430	DNR LEASING-0430	6802			\$ 38,141	\$ 38,141
NATURAL RESOURCES PROTECTION	0555	DNR LEASING-0555	6803			\$ 11,199	\$ 11,199
NRP-WATER POLLUTION PERMIT FEE	0568	DNR LEASING-0568	4308			\$ 125,916	\$ 125,916
SOLID WASTE MGMT-SCRAP TIRE	0569	DNR LEASING-0569	4309			\$ 36,972	\$ 36,972
SOLID WASTE MANAGEMENT	0570	DNR LEASING-0570	4310			\$ 186,549	\$ 186,549
NRP-AIR POLLUTION ASBESTOS FEE	0584	DNR LEASING-0584	4312			\$ 26,955	\$ 26,955
PETROLEUM STORAGE TANK INS	0585	DNR LEASING-0585	4313			\$ 50,449	\$ 50,449
UNDERGROUND STOR TANK REG PROG	0586	DNR LEASING-0586	4314			\$ 15,482	\$ 15,482
NRP-AIR POLLUTION PERMIT FEE	0594	DNR LEASING-0594	4315			\$ 327,878	\$ 327,878
PARKS SALES TAX	0613	DNR LEASING-0613	4316			\$ 166,675	\$ 166,675
SOIL AND WATER SALES TAX	0614	DNR LEASING-0614	5859			\$ 30,000	\$ 30,000
HAZARDOUS WASTE FUND	0676	DNR LEASING-0676	4321			\$ 179,081	\$ 179,081
SAFE DRINKING WATER FUND	0679	DNR LEASING-0679	4322			\$ 133,938	\$ 133,938
GENERAL REVENUE	0101	DNR STATE OWNED-0101	7688	\$ 848,099			\$ 848,099
DEPT NATURAL RESOURCES	0140	DNR STATE OWNED-0140	7689		\$ 390,642		\$ 390,642
DNR COST ALLOCATION	0500	DNR STATE OWNED-0500	7690			\$ 106,372	\$ 106,372
MO AIR EMISSION REDUCTION	0267	DNR STATE OWNED-0267	2974			\$ 63,822	\$ 63,822
NRP-WATER POLLUTION PERMIT FEE	0568	DNR STATE OWNED-0568	2982			\$ 167,346	\$ 167,346
SOLID WASTE MGMT-SCRAP TIRE	0569	DNR STATE OWNED-0569	2983			\$ 11,785	\$ 11,785
SOLID WASTE MANAGEMENT	0570	DNR STATE OWNED-0570	2986			\$ 26,596	\$ 26,596
METALLIC MINERALS WASTE MGMT	0575	DNR STATE OWNED-0575	2987			\$ 5,573	\$ 5,573
NRP-AIR POLLUTION ASBESTOS FEE	0584	DNR STATE OWNED-0584	2988			\$ 4,706	\$ 4,706
NRP-AIR POLLUTION PERMIT FEE	0594	DNR STATE OWNED-0594	3013			\$ 113,404	\$ 113,404
SOIL AND WATER SALES TAX	0614	DNR STATE OWNED-0614	3015			\$ 46,688	\$ 46,688
ENERGY SET ASIDE PROGRAM	0667	DNR STATE OWNED-0667	5624			\$ 42,317	\$ 42,317
HAZARDOUS WASTE FUND	0676	DNR STATE OWNED-0676	3016			\$ 40,733	\$ 40,733
SAFE DRINKING WATER FUND	0679	DNR STATE OWNED-0679	3020			\$ 186,945	\$ 186,945
MINED LAND RECLAMATION	0906	DNR STATE OWNED-0906	3024			\$ 14,820	\$ 14,820
ENERGY FUTURES FUND	0935	DNR STATE OWNED-0935	6065			\$ 1,011	\$ 1,011
GENERAL REVENUE	0101	ETHICS COMMISSION-0101	3271	\$ 153,536			\$ 153,536
OA REVOLVING ADMINISTRATIVE TR	0505	MULTI TENANT-0505	6194			\$ 173,423	\$ 173,423
OA REVOLVING ADMINISTRATIVE TR	0505	MULTI TENANT ST OWN-0505	2777			\$ 385,383	\$ 385,383
OA REVOLVING ADMINISTRATIVE TR	0505	MULTI TENANT INST-0505	3741			\$ 969,220	\$ 969,220
GENERAL REVENUE	0101	OFFICE OF ADMINISTRATION-0101	1059	\$ 1,061,634			\$ 1,061,634
STATE FACILITY MAINT & OPERAT	0501	OFFICE OF ADMINISTRATION-0501	1066			\$ 496,064	\$ 496,064

FUND SUMMARY

FY 2026

FUND NAME	FUND	APPROPRIATION NAME	APPROP	GENERAL REVENUE	FEDERAL	OTHER	TOTAL
OA REVOLVING ADMINISTRATIVE TR	0505	OFFICE OF ADMINISTRATION-0505	1067			\$ 496,380	\$ 496,380
GENERAL REVENUE	0101	OA STATE OWNED-0101	7670	\$ 8,406,053			\$ 8,406,053
STATE FACILITY MAINT & OPERAT	0501	OA STATE OWNED-0501	7674			\$ 1,193,591	\$ 1,193,591
CHILDREN'S TRUST	0694	OA STATE OWNED-0694	7675			\$ 36,893	\$ 36,893
GENERAL REVENUE	0101	PUBLIC SAFETY LEASING-0101	6075	\$ 30,208			\$ 30,208
STATE EMERGENCY MANAGEMENT	0145	PUBLIC SAFETY LEASING-0145	7470		\$10,132		\$ 10,132
DHSS FEDERAL STIMULUS	2350	PUBLIC SAFETY LEASING-2350	9766		\$233,912		\$ 233,912
VETERANS' COMMISSION CI TRUST	0304	PUBLIC SAFETY LEASING-0304	8315			\$160,741	\$ 160,741
DIV OF ALCOHOL & TOBACCO CONTROL	0544	PUBLIC SAFETY LEASING-0544	1272			\$144,262	\$ 144,262
GENERAL REVENUE	0101	PUBLIC SAFETY STATE OWNED-0101	7728	\$403,156			\$ 403,156
DIV OF ALCOHOL & TOBACCO CONTROL	0544	PUBLIC SAFETY STATE OWNED-0544	4447			\$169,228	\$ 169,228
VETERANS' COMMISSION CI TRUST	0304	PUBLIC SAFETY STATE OWNED-0304	8316			\$219,765	\$ 219,765
GAMING COMMISSION FUND	0286	GAMING COMMISSION-0286	3198			\$ 544,380	\$ 544,380
GAMING COMMISSION FUND	0286	GAMING COMMISSION STATE OWNED-0286	7883			\$ 105,339	\$ 105,339
GENERAL REVENUE	0101	STATE HIGHWAY PATROL-0101	2006	\$ 254,964			\$ 254,964
DEPT OF PUBLIC SAFETY	0152	STATE HIGHWAY PATROL-0152	7879		\$ 10,815		\$ 10,815
STATE HWYS AND TRANS DEPT	0644	STATE HIGHWAY PATROL-0644	3194			\$ 1,265,962	\$ 1,265,962
STATE HWYS AND TRANS DEPT	0644	DPS HP STATE OWNED-0644	7740			\$ 351,115	\$ 351,115
GENERAL REVENUE	0101	DPS-SHP-INSTIT-0101	7741	\$ 2,891			\$ 2,891
STATE HWYS AND TRANS DEPT	0644	DPS-SHP-INSTIT-0644	7745			\$ 9,678	\$ 9,678
ADJUTANT GENERAL-GR	0101	NATIONAL GUARD-0101	3112	\$ 61,903			\$ 61,903
ADJUTANT GENERAL-FEDERAL	0190	NATIONAL GUARD-0190	3114		\$ 1,487,936		\$ 1,487,936
FEDERAL DRUG SEIZURE	0194	NATIONAL GUARD-0194	3122		\$ 29,397		\$ 29,397
GENERAL REVENUE	0101	REVENUE LEASING-0101	6090	\$ 619,976			\$ 619,976
GENERAL REVENUE	0101	REVENUE STATE OWNED-0101	7666	\$ 2,798,271			\$ 2,798,271
LOTTERY ENTERPRISE	0657	LOTTERY LEASING-0657	3307			\$ 571,173	\$ 571,173
GENERAL REVENUE	0101	SEC OF STATE LEASING-0101	6080	\$ 332,928			\$ 332,928
LOCAL RECORDS PRESERVATION	0577	SEC OF STATE LEASING-0577	6081			\$ 55,796	\$ 55,796
GENERAL REVENUE	0101	SEC OF STATE STATE OWNED-0101	7773	\$ 2,180,959			\$ 2,180,959
SEC OF ST TECHNOLOGY TRUST	0266	SEC OF STATE STATE OWNED-0266	7774			\$ 19,299	\$ 19,299
LOCAL RECORDS PRESERVATION	0577	SEC OF STATE STATE OWNED-0577	7775			\$ 10,468	\$ 10,468
INVESTOR EDUC & PROTECTION	0829	SEC OF STATE STATE OWNED-0829	7776			\$ 39,579	\$ 39,579
GENERAL REVENUE	0101	SOCIAL SERVICES LEASING-0101	1434	\$ 11,878,964			\$ 11,878,964
DEPT OF SOC SERV FEDERAL & OTH	0610	SOCIAL SERVICES LEASING-0610	1435		\$ 6,802,264		\$ 6,802,264
GENERAL REVENUE	0101	SOCIAL SRVS STATE OWNED-0101	7759	\$ 9,247,269			\$ 9,247,269
TEMP ASSIST NEEDY FAM FEDERAL	0199	SOCIAL SRVS STATE OWNED-0199	7762		\$ 165,999		\$ 165,999
HEALTH INITIATIVES	0275	SOCIAL SRVS STATE OWNED-0275	7763			\$ 24,532	\$ 24,532
DEPT OF SOC SERV FEDERAL & OTH	0610	SOCIAL SRVS STATE OWNED-0610	7764		\$ 2,870,714		\$ 2,870,714
DOSS EDUCATIONAL IMPROVEMENT	0620	SOCIAL SRVS STATE OWNED-0620	7765			\$ 8,646	\$ 8,646
GENERAL REVENUE	0101	SOCIAL SRVS INSTITUTIONAL-0101	7769	\$ 4,404,195			\$ 4,404,195
DEPT OF SOC SERV FEDERAL & OTH	0610	SOCIAL SRVS INSTITUTIONAL-0610	7770		\$ 1,034,195		\$ 1,034,195
GENERAL REVENUE	0101	GOVERNORS OFFICE ST OWNED-0101	2662	\$ 799,773			\$ 799,773
GENERAL REVENUE	0101	LT GOV OFFICE LEASING-0101	5619	\$ 58,576			\$ 58,576
MO ARTS COUNCIL TRUST	0262	LT GOV OFFICE LEASING-0262	5618			\$ 77,966	\$ 77,966
GENERAL REVENUE	0101	LT GOV OFFICE ST OWNED-0101	2664	\$ 81,874			\$ 81,874
STATE TREASURER'S GEN OPERATION	0164	TREASURER STATE OWNED-0164	7788			\$ 278,332	\$ 278,332
				\$ 105,145,409	\$ 29,438,250	\$ 16,588,024	\$ 151,171,683

**LEASED FACILITY REQUIREMENT
FY 2026**

LEASED FACILITIES

LEASE ID	END DATE	COUNTY	CITY	ADDRESS	SPACE USE	SQ FT	CPSF	FTE	ANNUAL RENT	ANNUAL SERVICES	GENERAL REVENUE	FED	OTHER	
AGRICULTURE														
01111549	06/30/26	BUCHANAN	ST JOSEPH	401 ILLINOIS AVE	OFFICE	2,400	\$ 11.15	0.00	\$ 26,760	\$ 5,118	\$ -	\$ -	\$ 31,878	
02601089	06/30/26	COLE	JEFFERSON CITY	1327 HWY 179	WAREHOUSE	1,764	\$ 3.75	0.00	\$ 6,615	\$ -	\$ -	\$ -	\$ 6,615	
03900466	06/30/28	GREENE	SPRINGFIELD	701 N MILLER	LAB	11,234	\$ 15.25	9.00	\$ 171,319	\$ 79,722	\$ 251,041	\$ -	\$ -	
04811807	06/30/26	JACKSON	RAYTOWN	9620 E STATE ROUTE 350	LAB	1,170	\$ 11.18	0.00	\$ 13,081	\$ 2,497	\$ -	\$ -	\$ 15,578	
06611602	05/31/18	MILLER	IBERIA	200 FIREHOUSE LANE	STORAGE	320	\$ 9.19	0.00	\$ 2,941	\$ 294	\$ -	\$ 3,235	\$ -	
08702505	07/31/12	RALLS	PERRY	100 EAST MARTIN	OFFICE	223	\$ 4.30	0.00	\$ 959	\$ 58	\$ -	\$ -	\$ 1,017	
Real Estate Services Allocation										\$ 9,755	\$ 7,206	\$ 106	\$ 2,443	
NDI-MOSERS INCREASE										\$ 83	\$ 61	\$ 1	\$ 21	
NDI-MCHCP INCREASE										\$ 81	\$ 60	\$ 1	\$ 20	
Agriculture Lease Requirement										\$ 231,594	\$ 175,907	\$ 301,069	\$ 4,404	\$ 102,028
ATTORNEY GENERAL														
01611630	06/30/27	CAPE GIRARDEAU	CAPE GIRARDEAU	2311 BLOOMFIELD ROAD	OFFICE	2,533	\$ 14.36	9.00	\$ 36,374	\$ 10,154	\$ -	\$ 20,472	\$ 26,056	
02600662	07/31/96	COLE	JEFFERSON CITY	JEFFERSON CITY - LOT 26	PARKING	-	\$ -	-	\$ 90,816	\$ 9,082	\$ 67,930	\$ 18,981	\$ 12,987	
02600791	06/30/30	COLE	JEFFERSON CITY	200 MADISON	OFFICE	2,518	\$ 10.45	10.00	\$ 26,313	\$ 5,367	\$ -	\$ -	\$ 31,680	
02601879	06/30/08	COLE	JEFFERSON CITY	211 W WALL WAY	PARKING	-	\$ -	-	\$ 5,850	\$ 585	\$ 6,435	\$ -	\$ -	
02611893	4720 SCRUGGS S	COLE	JEFFERSON CITY	ATTORNEY GENERAL	WAREHOUSE	2,734	\$ 8.82	-	\$ 24,114	\$ -	\$ 24,114	\$ -	\$ -	
28202602	06/30/26	COLE	JEFFERSON CITY	212-222 W MCCARTY ST	PARKING	-	\$ -	-	\$ 18,720	\$ 1,872	\$ 20,592	\$ -	\$ -	
88602601	06/30/26	COLE	JEFFERSON CITY	216-222 REAR MCCARTY	PARKING	-	\$ -	-	\$ 2,495	\$ 250	\$ 2,745	\$ -	\$ -	
02600662	07/31/96	COLE	JEFFERSON CITY	CITY OF JEFFERSON LOT 26	PARKING	-	\$ -	-	\$ 2,399	\$ 240	\$ 2,639	\$ -	\$ -	
03900710	06/30/17	GREENE	SPRINGFIELD	305 & 405 W OLIVE	PARKING	-	\$ -	-	\$ 7,504	\$ -	\$ 3,002	\$ 1,876	\$ 2,626	
04811698	06/30/25	JACKSON	KANSAS CITY	1119 CHERRY ST	PARKING	-	\$ -	-	\$ 9,897	\$ 990	\$ 10,887	\$ -	\$ -	
11501723	10/12/24	ST. LOUIS CITY	ST. LOUIS	OLD POST OFFICE-815 OLIVE ST	OFFICE	24,190	\$ 17.30	83.00	\$ 418,487	\$ 66,402	\$ 271,398	\$ 92,129	\$ 121,362	
11502732	12/31/32	ST. LOUIS CITY	ST. LOUIS	OLD POST OFFICE-815 OLIVE ST	OFFICE	4,574	\$ 22.73	-	\$ 103,967	\$ 15,595	\$ -	\$ -	\$ 119,562	
11501808	12/31/12	ST. LOUIS CITY	ST. LOUIS	OLD POST OFFICE-911 OLIVE ST	PARKING	-	\$ -	-	\$ 89,981	\$ 13,497	\$ 61,876	\$ 15,522	\$ 26,080	
Real Estate Services Allocation										\$ 28,603	\$ 14,349	\$ 4,152	\$ 10,102	
NDI-MOSERS INCREASE										\$ 242	\$ 122	\$ 35	\$ 85	
NDI-MCHCP INCREASE										\$ 237	\$ 119	\$ 34	\$ 84	
Attorney General Lease Requirement										\$ 890,631	\$ 353,187	\$ 599,476	\$ 173,478	\$ 470,864
AUDITOR														
03900710	06/30/17	GREENE	SPRINGFIELD	305 W. OLIVE, 405 W. OLIVE	PARKING	-	\$ -	-	\$ 2,281	\$ -	\$ 2,281	\$ -	\$ -	
04811698	06/30/25	JACKSON	KANSAS CITY	1119 CHERRY STREET	PARKING	-	\$ -	-	\$ 3,602	\$ -	\$ 3,602	\$ -	\$ -	
11501821	06/30/19	ST LOUIS CITY	ST. LOUIS	604 PINE ST	PARKING	-	\$ -	-	\$ 2,796	\$ -	\$ 2,796	\$ -	\$ -	
Real Estate Services Allocation										\$ 399	\$ -	\$ -	\$ -	
NDI-MOSERS INCREASE										\$ 3	\$ 3	\$ -	\$ -	
NDI-MCHCP INCREASE										\$ 3	\$ 3	\$ -	\$ -	
Auditor Lease Requirement										\$ -	\$ 16,664	\$ -	\$ -	\$ -
CORRECTIONS														
00101150	06/30/28	ADAIR	KIRKSVILLE	516 S MAIN ST	OFFICE	2,336	\$ 13.10	9.00	\$ 30,602	\$ 6,737	\$ 37,339	\$ -	\$ -	
00402220	06/30/20	AUDRAIN	MEXICO	101 N JEFFERSON	OFFICE	250	\$ 4.80	8.00	\$ 1,200	\$ 180	\$ 1,380	\$ -	\$ -	
00502624	06/30/26	BARRY	CASSVILLE	3200 County Farm Rd, Suite B	OFFICE	3,894	\$ 12.89	13.00	\$ 50,194	\$ 16,771	\$ 66,965	\$ -	\$ -	
00601104	06/30/28	BARTON	LAMAR	501 & 503 13TH STREET	OFFICE	972	\$ 10.64	2.00	\$ 10,342	\$ 3,566	\$ 13,908	\$ -	\$ -	
00711861	06/30/28	BATES	BUTLER	611 W FORT SCOTT ST	OFFICE	1,039	\$ 13.00	4.00	\$ 13,507	\$ 5,176	\$ 18,683	\$ -	\$ -	
00811634	06/30/28	BENTON	WARSAW	1649 COMMERCIAL, UNIT #1	OFFICE	1,903	\$ 8.83	7.00	\$ 16,803	\$ 7,076	\$ 23,879	\$ -	\$ -	
00900384	06/30/20	BOLLINGER	MARBLE HILL	602 HIGHWAY 34 WEST	OFFICE	100	\$ 8.12	2.00	\$ 812	\$ 426	\$ 1,238	\$ -	\$ -	
01011536	06/30/26	BOONE	COLUMBIA	1903 NORTH PROVIDENCE ROAD	OFFICE	10,102	\$ 14.00	48.00	\$ 141,428	\$ 39,531	\$ 180,959	\$ -	\$ -	
01100335	06/30/25	BUCHANAN	ST JOSEPH	6TH & JULES	PARKING	-	\$ -	-	\$ 4,416	\$ -	\$ 4,416	\$ -	\$ -	
01500065	06/30/27	CAMDEN	CAMDENTON	409 WEST HIGHWAY 54	OFFICE	5,409	\$ 11.00	12.00	\$ 59,499	\$ 20,357	\$ 79,856	\$ -	\$ -	
01602571	06/30/27	CAPE GIRARDEAU	CAPE GIRARDEAU	471 Siemers Drive	OFFICE	7,622	\$ 10.80	33.00	\$ 82,318	\$ 28,060	\$ 110,378	\$ -	\$ -	
01701301	06/30/28	CARROLL	CARROLLTON	1303 N HWY 65	OFFICE	595	\$ 10.87	2.00	\$ 6,468	\$ 3,522	\$ 9,990	\$ -	\$ -	
98701902	06/30/17	CASS	BELTON	836 NORTH SCOTT AVE	OFFICE	6,323	\$ 10.00	15.00	\$ 63,230	\$ 34,097	\$ 97,327	\$ -	\$ -	
02201599	06/30/18	CHRISTIAN	NIXA	301-3, 301-4 & 301-5 HWY CC	OFFICE	4,165	\$ 7.43	19.00	\$ 30,946	\$ 11,157	\$ 42,103	\$ -	\$ -	
02400134	06/30/28	CLAY	LIBERTY	910 KENT	OFFICE	8,914	\$ 12.36	39.00	\$ 110,177	\$ 30,207	\$ 140,384	\$ -	\$ -	
02601412	06/30/29	COLE	JEFFERSON CITY	2715 AND 2729 PLAZA DRIVE	OFFICE	39,549	\$ 12.07	150.00	\$ 477,356	\$ 106,968	\$ 584,324	\$ -	\$ -	
02601531	06/30/25	COLE	JEFFERSON CITY	312 WILSON DRIVE	WAREHOUSE	50,210	\$ 4.40	-	\$ 220,924	\$ 96,110	\$ -	\$ -	\$ 317,034	
02602229	06/30/29	COLE	JEFFERSON CITY	3400 KNIPP DR	OFFICE	17,609	\$ 15.00	41.00	\$ 264,135	\$ 63,991	\$ 328,126	\$ -	\$ -	
02602230	06/30/27	COLE	JEFFERSON CITY	3411-B KNIPP DR	OFFICE	7,136	\$ 10.57	25.00	\$ 75,428	\$ 23,911	\$ 99,339	\$ -	\$ -	
02611662	06/30/28	COLE	JEFFERSON CITY	2728 PLAZA DRIVE	OFFICE	11,187	\$ 11.73	45.00	\$ 131,224	\$ 30,874	\$ 162,098	\$ -	\$ -	
02611686	06/30/29	COLE	JEFFERSON CITY	2715 PLAZA DRIVE	WAREHOUSE	35,301	\$ 2.20	5.56	\$ 77,662	\$ 61,056	\$ 138,718	\$ -	\$ -	
02611858	06/30/28	COLE	JEFFERSON CITY	230 METRO DRIVE	OFFICE	9,600	\$ 11.73	39.00	\$ 112,608	\$ 24,280	\$ 136,888	\$ -	\$ -	
02611873	06/30/25	COLE	JEFFERSON CITY	204 - 208 METRO DRIVE	PARKING	-	\$ -	-	\$ 10,800	\$ -	\$ 10,800	\$ -	\$ -	
02711666	06/30/28	COOPER	BOONVILLE	479 COLONEL SANDERS LANE	OFFICE	1,600	\$ 11.25	3.00	\$ 18,000	\$ 8,876	\$ 26,876	\$ -	\$ -	
02802504	06/30/27	CRAWFORD	STEELVILLE	101 S. 1ST STREET	OFFICE	3,990	\$ 9.01	11.00	\$ 35,950	\$ 12,935	\$ 48,885	\$ -	\$ -	

**LEASED FACILITY REQUIREMENT
FY 2026**

LEASED FACILITIES													
LEASE ID	END DATE	COUNTY	CITY	ADDRESS	SPACE USE	SQ FT	CPSF	FTE	ANNUAL RENT	ANNUAL SERVICES	GENERAL REVENUE	FED	OTHER
HEALTH & SENIOR SERVICES CONTINUED													
88607802	12/31/18	PEMISCOT	CARUTHERSVILLE	911 HWY 84	OFFICE	1,600	\$ 9.37	6.00	\$ 14,992	\$ 6,086	\$ 10,117	\$ 10,961	\$ -
07900549	06/30/28	PERRY	PERRYVILLE	12 EAST WICHERN ROAD	OFFICE	220	\$ 16.16	1.00	\$ 3,555	\$ 986	\$ 2,180	\$ 2,361	\$ -
08000889	06/30/29	PETTIS	SEDALIA	808 WESTWOOD	OFFICE	1,486	\$ 13.80	5.00	\$ 20,507	\$ 4,743	\$ 12,120	\$ 13,130	\$ -
08100731	06/30/27	PHELPS	ROLLA	1101-1111 KINGSHIGHWAY	OFFICE	991	\$ 9.84	7.00	\$ 9,751	\$ 4,076	\$ 6,637	\$ 7,190	\$ -
08201307	06/30/27	PIKE	BOWLING GREEN	1610 BUSINESS 54 W	OFFICE	114	\$ 7.28	3.00	\$ 830	\$ 345	\$ 564	\$ 611	\$ -
08300375	08/31/28	PLATTE	PLATTE CITY	233 MARSHALL RD	OFFICE	100	\$ 14.00	2.00	\$ 1,400	\$ 371	\$ 850	\$ 921	\$ -
08400827	06/30/28	POLK	BOLIVAR	2110 SPRINGFIELD AVENUE	OFFICE	150	\$ 8.51	-	\$ 1,277	\$ 556	\$ 880	\$ 953	\$ -
08500385	06/30/29	PULASKI	WAYNESVILLE	712 HISTORIC 66 WEST	OFFICE	236	\$ 12.00	1.49	\$ 2,832	\$ 984	\$ 1,832	\$ 1,984	\$ -
08811646	06/30/29	RANDOLPH	MOBERLY	1317 E HIGHWAY 24, SUITE B	OFFICE	183	\$ 10.92	-	\$ 1,998	\$ 660	\$ 1,276	\$ 1,382	\$ -
08901088	06/30/26	RAY	RICHMOND	901 E. LEXINGTON	OFFICE	92	\$ 9.00	1.00	\$ 828	\$ 407	\$ 593	\$ 642	\$ -
09100890	06/30/33	RIPLEY	DONIPHAN	ROUTE 2 BOX 1143	OFFICE	604	\$ 8.75	3.00	\$ 5,285	\$ 2,131	\$ 3,560	\$ 3,856	\$ -
09700812	06/30/30	SALINE	MARSHALL	1239 SANTA FE TRAIL	OFFICE	1,269	\$ 11.62	2.00	\$ 14,746	\$ 6,462	\$ 10,180	\$ 11,028	\$ -
10001298	06/30/34	SCOTT	SIKESTON	106 ARTHUR DR	OFFICE	1,816	\$ 10.61	9.00	\$ 19,268	\$ 3,662	\$ 11,006	\$ 11,924	\$ -
10100623	06/30/26	SHANNON	EMINENCE	17392 STATE HIGHWAY 19	OFFICE	200	\$ 9.34	1.00	\$ 1,868	\$ 378	\$ 1,078	\$ 1,168	\$ -
10301015	06/30/29	STODDARD	DEXTER	1003 WILDWOOD DR	OFFICE	1,020	\$ 10.56	3.00	\$ 10,771	\$ 3,101	\$ 6,659	\$ 7,213	\$ -
99909201	06/30/33	ST. CHARLES	ST. CHARLES	3737 TRUMAN BLVD	OFFICE	1,996	\$ 11.90	4.00	\$ 23,752	\$ 9,096	\$ 15,767	\$ 17,081	\$ -
09401014	06/30/34	ST. FRANCOIS	PARK HILLS	140 STAPLES DR	OFFICE	2,595	\$ 12.67	5.00	\$ 32,879	\$ 11,026	\$ 21,074	\$ 22,831	\$ -
11501724	10/19/35	ST. LOUIS CITY	ST. LOUIS	OLD POST OFFICE-815 OLIVE	OFFICE	15,758	\$ 14.73	61.00	\$ 232,115	\$ 98,243	\$ 158,572	\$ 171,786	\$ -
11501808	12/31/12	ST. LOUIS CITY	ST. LOUIS	OLD POST OFFICE-911 OLIVE	PARKING	-	\$ -	-	\$ 46,690	\$ 7,004	\$ 25,773	\$ 27,921	\$ -
10701017	06/30/28	TEXAS	HOUSTON	16798 OAK HILLS DR	OFFICE	617	\$ 10.45	6.00	\$ 6,448	\$ 2,138	\$ 4,121	\$ 4,465	\$ -
10801184	06/30/28	VERNON	NEVADA	621 E. HIGHLAND	OFFICE	182	\$ 12.97	1.00	\$ 2,361	\$ 825	\$ 1,529	\$ 1,657	\$ -
10901306	06/30/33	WARREN	WARRENTON	513 W BOONESLICK	OFFICE	229	\$ 12.00	1.00	\$ 2,748	\$ 712	\$ 1,661	\$ 1,799	\$ -
11001018	06/30/29	WASHINGTON	POTOSI	10235 W STATE HWY E	OFFICE	608	\$ 9.75	3.00	\$ 5,928	\$ 2,336	\$ 3,967	\$ 4,297	\$ -
11101087	12/31/12	WAYNE	PIEDMONT	8930 HWY 49 NORTH	OFFICE	321	\$ 8.28	2.00	\$ 2,658	\$ 1,607	\$ 2,047	\$ 2,218	\$ -
11401303	06/30/30	WRIGHT	MOUNTAIN GROVE	1801 N. TALCOTT	OFFICE	1,031	\$ 11.35	2.00	\$ 11,702	\$ 4,310	\$ 7,686	\$ 8,326	\$ -
				Real Estate Services Allocation					\$ 176,457	\$ -	\$ 66,118	\$ 110,339	\$ -
				NDI-MOSERS INCREASE					\$ 1,496	\$ -	\$ 560	\$ 936	\$ -
				NDI-MCHCP INCREASE					\$ 1,459	\$ -	\$ 547	\$ 912	\$ -
Health & Senior Services Lease Requirement						357,218	\$ 9.33	1,098.38	\$ 3,513,046	\$ 3,859,250	\$ 2,762,397	\$ 4,609,899	\$ -
HIGHER EDUCATION													
00101409	6/30/27	ADAI	KIRKSVILLE	2105 E. NORMAL	OFFICE	3,980	\$ 10	6	\$ 39,800	\$ 18,746	\$ -	\$ 58,546	\$ -
01011689	6/30/29	BOONE	COLUMBIA	101 PARK DEVILLE DRIVE	OFFICE	6,815	\$ 16	8	\$ 108,495	\$ 28,909	\$ -	\$ 69,045	\$ 68,359
01111567	6/30/27	BUCHANAN	ST JOSEPH	2202 FREDERICK AVE	OFFICE	8,350	\$ 13	5	\$ 106,379	\$ 45,708	\$ -	\$ 152,087	\$ -
03500618	6/30/25	DUNKLIN	KENNETT	1100 HIGHWAY 25 S BY-PASS	OFFICE	4,033	\$ 8	6	\$ 33,676	\$ 15,467	\$ -	\$ 49,143	\$ -
03601418	6/30/25	FRANKLIN	WASHINGTON	1108 WASHINGTON SQUARE	OFFICE	6,647	\$ 12	4	\$ 76,441	\$ 27,884	\$ -	\$ 27,884	\$ 76,441
04611768	6/30/25	HOWELL	WEST PLAINS	408 Washington Avenue	OFFICE	3,969	\$ 7	4	\$ 27,148	\$ 15,217	\$ -	\$ 6,922	\$ 35,443
04800269	6/30/29	JACKSON	INDEPENDENCE	15301 E 23RD ST	OFFICE	9,327	\$ 10	16	\$ 90,006	\$ 50,412	\$ -	\$ 140,418	\$ -
04801463	6/30/29	JACKSON	KANSAS CITY	1740 PASEO	OFFICE	2,535	\$ 13	10	\$ 31,713	\$ 10,776	\$ -	\$ 42,489	\$ -
05001407	6/30/26	JEFFERSON	ARNOLD	3675 W OUTER RD	OFFICE	7,076	\$ 14	10	\$ 96,658	\$ 39,385	\$ -	\$ 136,043	\$ -
05300360	6/30/29	LACLEDE	LEBANON	2639 S JEFFERSON	OFFICE	4,559	\$ 9	15	\$ 42,627	\$ 23,958	\$ -	\$ 66,585	\$ -
05900810	6/30/26	LIVINGSTON	CHILLICOTHE	601 WEST MOHAWK	OFFICE	1,845	\$ 16	8	\$ 29,317	\$ 10,681	\$ -	\$ 39,998	\$ -
08011590	6/30/26	PETTIS	SEDALIA	515 S. KENTUCKY	OFFICE	5,030	\$ 10	6	\$ 51,105	\$ 20,201	\$ -	\$ 71,306	\$ -
08111755	6/30/25	PHELPS	ROLLA	1107 Kingshighway	OFFICE	4,000	\$ 13	-	\$ 52,840	\$ 12,484	\$ -	\$ 65,324	\$ -
09401735	6/30/29	ST. FRANCOIS	PARK HILLS	403 PARKWAY DR	OFFICE	4,800	\$ 12	7	\$ 58,752	\$ 14,515	\$ -	\$ 73,267	\$ -
11502410	6/30/17	ST. LOUIS CITY	ST. LOUIS	1515 CLARK ST	PARKING	0	\$ -	-	\$ 13,500	\$ -	\$ -	\$ 13,500	\$ -
10601802	12/31/11	TANEY	BRANSON	2720 SHEPHERD OF THE HILLS	OFFICE	2,000	\$ 9	5	\$ 18,040	\$ 10,204	\$ -	\$ 28,244	\$ -
				Real Estate Services Allocation					\$ 876,497	\$ 1,042,424	\$ -	\$ 1,654,458	\$ 264,463
				NDI-MOSERS INCREASE					\$ 47,074	\$ -	\$ -	\$ 40,587	\$ 6,487
				NDI-MCHCP INCREASE					\$ 399	\$ -	\$ -	\$ 344	\$ 55
				NDI-MCHCP INCREASE					\$ 390	\$ -	\$ -	\$ 336	\$ 54
Higher Education Lease Requirement						74,966	\$ 12	110	\$ 924,360	\$ 1,042,424	\$ -	\$ 1,695,725	\$ 271,059
INSURANCE, FINANCE, & PROFESSIONAL REGISTRATION													
02601279	07/31/24	COLE	JEFFERSON CITY	MADISON & CAPITAL-OPC	PARKING	-	\$ -	-	\$ 2,799	\$ -	\$ 2,799	\$ -	\$ -
02600662	07/31/96	COLE	JEFFERSON CITY	MADISON & CAPITAL-PSC	PARKING	-	\$ -	-	\$ 5,746	\$ -	\$ -	\$ -	\$ 5,746
02600791	06/30/30	COLE	JEFFERSON CITY	200 MADISON-PSC	OFFICE	64,773	\$ 10.45	179.00	\$ 676,878	\$ 137,966	\$ -	\$ -	\$ 814,844
02600791	06/30/30	COLE	JEFFERSON CITY	200 MADISON-OPC	OFFICE	5,395	\$ 10.45	16.00	\$ 56,378	\$ 11,606	\$ 67,984	\$ -	\$ -
02601279	07/31/24	COLE	JEFFERSON CITY	MADISON & CAPITAL-PSC	PARKING	-	\$ -	-	\$ 40,806	\$ -	\$ -	\$ -	\$ 40,806
03900103	06/30/26	GREENE	SPRINGFIELD	2040 W WOODLAND	OFFICE	89	\$ 12.97	-	\$ 1,154	\$ 199	\$ -	\$ -	\$ 1,353
03900909	06/30/29	GREENE	SPRINGFIELD	1735 WEST CATALPA ST	OFFICE	2,070	\$ 14.96	15.00	\$ 30,967	\$ 4,630	\$ -	\$ -	\$ 35,597
04811698	00045838	JACKSON	KANSAS CITY	1119 CHERRY ST.	PARKING	-	\$ -	-	\$ 10,798	\$ -	\$ -	\$ -	\$ 10,798
10001064	06/30/28	SCOTT	SIKESTON	102 ARTHUR DRIVE	OFFICE	1,550	\$ 10.18	7.00	\$ 15,779	\$ 3,467	\$ -	\$ -	\$ 19,246
11501821	06/30/19	ST LOUIS CITY	ST LOUIS	604 PINE STREET	PARKING	-	\$ -	-	\$ 16,775	\$ -	\$ -	\$ -	\$ 16,775

**LEASED FACILITY REQUIREMENT
FY 2026**

LEASED FACILITIES																		
LEASE ID	END DATE	COUNTY	CITY	ADDRESS	SPACE USE	SQ FT	CPSF	FTE	ANNUAL RENT	ANNUAL SERVICES	GENERAL REVENUE	FED	OTHER					
<i>INSURANCE, FINANCE, & PROFESSIONAL REGISTRATION CONTINUED</i>																		
Real Estate Services Allocation									\$	33,260	\$	-	\$	3,074	\$	-	\$	30,186
NDI-MOSERS INCREASE									\$	282	\$	-	\$	26	\$	-	\$	256
NDI-MCHCP INCREASE									\$	276	\$	-	\$	25	\$	-	\$	251
Insurance Lease Requirement						73,877	\$ 59.00	217.00	\$ 891,898	\$ 497,609	\$ 128,434	\$ -	\$ 1,261,073					
<i>JUDICIARY</i>																		
02600231	12/31/20	COLE	JEFFERSON CITY	2112 INDUSTRIAL	OFFICE	27,000	\$ 9.57	105.00	\$ 258,390	\$ 148,028	\$ 386,097	\$ 20,321	\$ -					
02601370	12/31/20	COLE	JEFFERSON CITY	121 ALAMEDA DR	OFFICE	9,046	\$ 9.98	15.00	\$ 90,279	\$ 38,473	\$ -	\$ -	\$ 128,752					
02601371	12/31/20	COLE	JEFFERSON CITY	3425 CONSTITUTION CT	OFF/WAREHOUSE	30,692	\$ 9.57	130.00	\$ 293,722	\$ 109,902	\$ 403,624	\$ -	\$ -					
03901638	06/30/27	GREENE	SPRINGFIELD	300 JOHN HAMMONS PARKWAY	OFFICE	13,551	\$ 24.09	31.00	\$ 326,444	\$ 39,759	\$ 366,203	\$ -	\$ -					
11501594	12/29/02	ST. LOUIS	ST. LOUIS	OLD POST OFFICE-815 OLIVE	OFFICE	50,030	\$ 24.71	71.00	\$ 1,236,241	\$ 264,233	\$ 1,500,474	\$ -	\$ -					
Real Estate Services Allocation									\$	70,075	\$	-	\$	65,160	\$	665	\$	4,250
NDI-MOSERS INCREASE									\$	594	\$	-	\$	552	\$	6	\$	36
NDI-MCHCP INCREASE									\$	580	\$	-	\$	539	\$	6	\$	35
Judiciary Lease Requirement						130,319	\$ 16.92	352.00	\$ 2,276,325	\$ 651,360	\$ 2,722,297	\$ 27,829	\$ 177,559					
<i>LABOR & INDUSTRIAL RELATIONS</i>																		
01100335	06/30/25	BUCHANAN	ST JOSEPH	6TH & JULES	PARKING	-	\$ -	-	\$ 1,104	\$ -	\$ -	\$ -	\$ 1,104					
01111567	06/30/27	BUCHANAN	ST JOSEPH	2202 FREDERICK AVE	OFFICE	250	\$ 12.74	1.00	\$ 3,185	\$ 1,014	\$ -	\$ 4,199	\$ -					
01600735	06/30/24	CAPE GIRARDEAU	CAPE GIRARDEAU	3014 & 3102 BLATTNER RD	OFFICE	5,415	\$ 9.75	8.00	\$ 52,796	\$ 21,484	\$ -	\$ -	\$ 74,280					
03900949	06/30/29	GREENE	SPRINGFIELD	1736 E SUNSHINE	OFFICE	4,125	\$ 20.00	7.00	\$ 82,500	\$ 18,327	\$ -	\$ -	\$ 100,827					
04600620	06/30/27	HOWELL	WEST PLAINS	3415 AND 3417 DIVISION DR	OFFICE	253	\$ 10.51	1.00	\$ 2,659	\$ 1,151	\$ -	\$ 3,810	\$ -					
04900159	06/30/27	JASPER	JOPLIN	3311 TEXAS	OFFICE	2,935	\$ 13.16	4.00	\$ 38,625	\$ 9,818	\$ -	\$ -	\$ 48,443					
10001298	06/30/34	SCOTT	SIKESTON	106 ARTHUR DR-DES CONTR FIELD	OFFICE	993	\$ 10.61	5.00	\$ 10,536	\$ 3,983	\$ 2,946	\$ 11,573	\$ -					
09201339	06/30/27	ST. CHARLES	ST. PETERS	119-123 OLYMPIC WAY	OFFICE	980	\$ 17.51	2.00	\$ 17,160	\$ 4,116	\$ -	\$ 21,276	\$ -					
99909201	06/30/33	ST. CHARLES	ST CHARLES	3737 TRUMAN BLVD	OFFICE	5,011	\$ 11.90	8.00	\$ 59,631	\$ 16,521	\$ -	\$ -	\$ 76,152					
09401735	06/30/29	ST. FRANCOIS	PARK HILLS	403 PARKWAY DR	OFFICE	72	\$ 12.24	2.00	\$ 881	\$ 291	\$ -	\$ 1,172	\$ -					
11501821	06/30/19	ST. LOUIS CITY	ST LOUIS	604 PINE ST	PARKING	-	\$ -	-	\$ 61,414	\$ -	\$ 1,982	\$ 41,287	\$ 18,145					
10611700	06/30/25	TANEY	BRANSON	2900 GREEN MOUNTAIN DRIVE	OFFICE	503	\$ 10.08	1.00	\$ 5,070	\$ 2,250	\$ -	\$ 7,320	\$ -					
Real Estate Services Allocation									\$	15,493	\$	-	\$	714	\$	2,881	\$	11,898
NDI-MOSERS INCREASE									\$	131	\$	-	\$	6	\$	24	\$	101
NDI-MCHCP INCREASE									\$	128	\$	-	\$	6	\$	24	\$	98
Labor & Industrial Relations Lease Requirement						20,537	\$ 16.34	39.00	\$ 351,313	\$ 295,985	\$ 29,794	\$ 120,388	\$ 497,116					
<i>LEGISLATURE</i>																		
00000000	01/00/00	0	0	0	0	-	\$ -	-	\$ -	\$ -	\$ -	\$ -	\$ -					
00000000	01/00/00	0	0	0	0	-	\$ -	-	\$ -	\$ -	\$ -	\$ -	\$ -					
Real Estate Services Allocation									\$	-	\$	-	\$	-	\$	-	\$	-
NDI-MOSERS INCREASE									\$	1	\$	-	\$	1	\$	-	\$	-
NDI-MCHCP INCREASE									\$	1	\$	-	\$	1	\$	-	\$	-
Legislative Lease Requirement						-	#DIV/0!	-	\$ 2	\$ 3,889	\$ 3,891	\$ -	\$ -					
<i>LT GOVERNOR</i>																		
11501725	00048973	ST. LOUIS CITY	ST LOUIS	OLD POST OFFICE-815 OLIVE	OFFICE	4,867	\$ 15	15	\$ 71,691	\$ 18,251	\$ 44,971	\$ -	\$ 44,971					
11501808	00041274	ST. LOUIS CITY	ST LOUIS	OLD POST OFFICE-911 OLIVE	PARKING	0	\$ -	-	\$ 10,182	\$ 1,324	\$ -	\$ -	\$ 11,506					
Real Estate Services Allocation									\$	81,873	\$	51,346	\$	57,150	\$	-	\$	76,069
NDI-MOSERS INCREASE									\$	3,268	\$	-	\$	1,402	\$	-	\$	1,866
NDI-MCHCP INCREASE									\$	28	\$	-	\$	12	\$	-	\$	16
Lt. Governor Lease Requirement						4,867	\$ 17	\$ 15	\$ 85,196	\$ 51,346	\$ 58,576	\$ -	\$ 77,966					
<i>MENTAL HEALTH</i>																		
01011545	03/31/25	BOONE	COLUMBIA	900 W NIFONG	OFFICE	10,143	\$ 16.54	52.00	\$ 167,765	\$ 39,608	\$ 207,373	\$ -	\$ -					
01100335	06/30/25	BUCHANAN	ST JOSEPH	6TH & JULES	PARKING	-	\$ -	-	\$ 15,822	\$ 1,582	\$ 17,404	\$ -	\$ -					
01200374	06/30/20	BUTLER	POPLAR BLUFF	1903 NORTHWOOD DR	OFFICE	4,994	\$ 10.34	-	\$ 51,638	\$ 5,164	\$ 56,802	\$ -	\$ -					
01602571	06/30/27	CAPE GIRARDEAU	CAPE GIRARDEAU	471 SIEMERS DR	OFFICE	3,272	\$ 10.80	12.00	\$ 35,338	\$ 12,712	\$ 48,050	\$ -	\$ -					
04811851	06/30/24	JACKSON	KANSAS CITY	8636 E 63RD STRET	PARKING	-	\$ -	-	\$ 388	\$ -	\$ 388	\$ -	\$ -					
65005004	06/30/19	JEFFERSON	CRYSTAL CITY	2330 N TRUMAN BLVD	OFFICE	4,776	\$ 10.00	14.00	\$ 47,760	\$ 20,699	\$ 68,459	\$ -	\$ -					
09702685	06/30/31	SALINE	MARSHALL	1547 W. COMMERCE DR.	OFFICE	15,759	\$ 19.99	80.00	\$ 315,022	\$ 60,672	\$ 375,694	\$ -	\$ -					
09702687	06/30/31	SALINE	MARSHALL	ATCHISON & HWY YY	DAY TREATMENT	5,938	\$ 42.82	36.00	\$ 254,265	\$ 22,876	\$ 277,141	\$ -	\$ -					
09201339	06/30/27	ST. CHARLES	ST. PETERS	119-123 OLYMPIC WAY	OFFICE	8,463	\$ 17.51	33.00	\$ 148,187	\$ 9,216	\$ 157,403	\$ -	\$ -					
09411643	06/30/28	ST. FRANCOIS	FARMINGTON	1101 WEBER ROAD	OFFICE	2,400	\$ 11.00	10.00	\$ 26,400	\$ 11,880	\$ 38,280	\$ -	\$ -					
11501821	06/30/19	ST. LOUIS CITY	ST LOUIS	604 PINE ST	PARKING	-	\$ -	-	\$ 71,914	\$ 7,191	\$ 79,105	\$ -	\$ -					
10800258	06/30/24	VERNON	NEVADA	2201 NORTH ELM	OFFICE	4,502	\$ 10	14	\$ 46,236	\$ 8,419	\$ 54,655	\$ -	\$ -					
10802493	06/30/29	VERNON	NEVADA	2041-A E HUNTER RD	OFFICE	9,621	\$ 15.29	41.05	\$ 147,105	\$ 33,972	\$ 181,077	\$ -	\$ -					
10802494	06/30/29	VERNON	NEVADA	2041-B E HUNTER RD	DAY TREATMENT	11,835	\$ 18.83	20.24	\$ 222,853	\$ 39,056	\$ 261,909	\$ -	\$ -					

**LEASED FACILITY REQUIREMENT
FY 2026**

LEASED FACILITIES													GENERAL REVENUE		
LEASE ID	END DATE	COUNTY	CITY	ADDRESS	SPACE USE	SQ FT	CPSF	FTE	ANNUAL RENT	ANNUAL SERVICES	REVENUE	FED	OTHER		
MO NATIONAL GUARD CONTINUED															
02401655	06/30/25	CLAY	KANSAS CITY	7829 N. OAK TRAFFICWAY	RECRUITING	1,400	\$ 17.95	4.00	\$ 25,130	\$ -	\$ -	\$ 25,130	\$ -		
02611672	06/30/24	COLE	JEFFERSON CITY	6808 LIBERTY ROAD	OFF/WAREHOUSE	4,000	\$ 6.00	0.00	\$ 24,000	\$ -	\$ -	\$ 24,000	\$ -		
04811764	06/30/25	JACKSON	INDEPENDENCE	19310 E 50TH TERRACE	OFFICE	1,652	\$ 18.16	0.00	\$ 30,000	\$ -	\$ -	\$ 30,000	\$ -		
05444856	06/30/28	JOHNSON	WARRENSBURG	303 HAWTHORNE BLVD	RECRUITING	1,680	\$ 21.00	3.00	\$ 35,280	\$ -	\$ -	\$ 35,280	\$ -		
08511632	06/30/27	PULASKI	WAYNESVILLE	320 ICHORD	RECRUITING	1,400	\$ 18.43	0.00	\$ 25,802	\$ -	\$ -	\$ 25,802	\$ -		
09601674	06/30/26	ST. LOUIS	FLORISSANT	2424 N. LINDBERGH	RECRUITING	1,450	\$ 17.01	5.00	\$ 24,665	\$ -	\$ -	\$ 24,665	\$ -		
09602563	10/31/30	ST. LOUIS	BRIDGETON	11955 NATURAL BRIDGE RD	OFFICE-ARMORY	36,997	\$ 0.77	0.00	\$ 28,488	\$ -	\$ 28,488	\$ -	\$ -		
09611695	06/30/26	ST. LOUIS	FENTON	20 FENTON PLAZA	RECRUITING	2,000	\$ 17.50	6.00	\$ 35,000	\$ -	\$ -	\$ 35,000	\$ -		
09611644	06/30/53	ST. LOUIS	ST. LOUIS	LEWS AND CLARK BLVD	ARMORY	-	\$ -	0.00	\$ 8,571	\$ -	\$ 8,571	\$ -	\$ -		
09611834	06/30/25	ST. LOUIS CITY	ST. LOUIS	1824 WASHINGTON AVE	-	1,564	\$ 16.36	0.00	\$ 25,587	\$ -	\$ -	\$ 25,587	\$ -		
				STATEWIDE ARMORIES	RECRUITING	-	\$ -	0.00	\$ 900,000	\$ -	\$ -	\$ 900,000	\$ -		
				Real Estate Services Allocation					\$ 37,799		\$ 1,482	\$ 36,317			
				NDI-MOSERS INCREASE					\$ 328		\$ 13	\$ 315			
				NDI-MCHCP INCREASE					\$ 321		\$ 13	\$ 308			
Department of National Guard Lease Requirement						55,143			\$ 1,233,971.00	\$ 345,265.00	61,903	1,517,333	-		
REVENUE															
01100335	06/30/25	BUCHANAN	ST. JOSEPH	6TH & JULES	PARKING	-	\$ -	-	\$ 368	\$ -	\$ 368	\$ -	\$ -		
01201167	06/30/26	BUTLER	POPLAR BLUFF	2155 NORTH WESTWOOD	OFFICE	82	\$ 11.99	1.00	\$ 983	\$ 331	\$ 1,314	\$ -	\$ -		
01600735	06/30/24	CAPE GIRARDEAU	CAPE GIRARDEAU	3014 & 3102 BLATTNER RD	OFFICE	1,919	\$ 9.75	6.00	\$ 18,710	\$ 6,045	\$ 24,755	\$ -	\$ -		
00211876	06/30/29	COLE	JEFFERSON CITY	3705 MISSOURI BLVD - TAX COMM	OFFICE	6,533	\$ 12.50	-	\$ 81,663	\$ 20,579	\$ 102,242	\$ -	\$ -		
03900710	06/30/17	GREENE	SPRINGFIELD	305 & 405 W. OLIVE	PARKING	-	\$ -	-	\$ 5,869	\$ -	\$ 5,869	\$ -	\$ -		
04811698	06/30/25	JACKSON	KANSAS CITY	1119 CHERRY STREET	PARKING	-	\$ -	-	\$ 29,702	\$ -	\$ 29,702	\$ -	\$ -		
04901047	06/30/17	JASPER	JOPLIN	1110 7TH ST	OFFICE	3,876	\$ 10.25	9.00	\$ 39,729	\$ 14,961	\$ 54,690	\$ -	\$ -		
09602069	06/30/16	ST. LOUIS	CLAYTON	8000 MARYLAND AVE	PARKING	-	\$ -	-	\$ 1,020	\$ 102	\$ 1,122	\$ -	\$ -		
09611655	06/30/29	ST. LOUIS	ST. LOUIS	9441 DIELMAN ROCK ISLAND IND DR	OFFICE	8,661	\$ 16.76	40.00	\$ 145,158	\$ 44,789	\$ 189,947	\$ -	\$ -		
11501821	06/30/19	ST. LOUIS CITY	ST. LOUIS	604 PINE ST	PARKING	-	\$ -	-	\$ 4,194	\$ 419	\$ 4,613	\$ -	\$ -		
00000223	06/30/29	OTHER STATES	JEKICHO N.Y.	366 BROADWAY, SUITE 309	OFFICE	1,895	\$ 32.93	11.00	\$ 62,402	\$ 11,613	\$ 74,015	\$ -	\$ -		
99901530	06/30/26	OTHER STATES	CARROLLTON, TX	2765 TRINITY MILLS RD. SUITE 407	OFFICE	2,070	\$ 16.71	3.00	\$ 34,590	\$ 9,327	\$ 43,917	\$ -	\$ -		
99902249	06/30/27	OTHER STATES	DES PLAINES, IL	2720 SOUTH RIVER RD, SUITE 254	OFFICE	2,351	\$ 15.03	9.00	\$ 35,336	\$ 2,469	\$ 37,805	\$ -	\$ -		
				Real Estate Services Allocation					\$ 14,839		\$ 14,839				
				NDI-MOSERS INCREASE					\$ 126		\$ 126				
				NDI-MCHCP INCREASE					\$ 123		\$ 123				
Department of Revenue Lease Requirement						27,387	\$ 16.79	79.00	\$ 474,812	\$ 145,164	\$ 619,976	\$ -	\$ -		
LOTTERY COMMISSION															
02602742	06/30/18	COLE	JEFFERSON CITY	5220 BUSINESS 50 WEST	WAREHOUSE	2,500	\$ 3.24	-	\$ 8,100	\$ -	\$ -	\$ -	\$ 8,100		
03900825	06/30/29	GREENE	SPRINGFIELD	1506 EAST RAYNELL	OFFICE	6,595	\$ 13.00	13.00	\$ 85,735	\$ 20,545	\$ -	\$ -	\$ 110,780		
86404802	06/30/25	JACKSON	INDEPENDENCE	3630 ARROWHEAD AVENUE	OFFICE	9,635	\$ 14.01	18.00	\$ 134,986	\$ 32,111	\$ -	\$ -	\$ 167,097		
09600818	06/30/27	ST. LOUIS	ST. LOUIS	1831 CRAIG PARK COURT	WAREHOUSE	10,085	\$ 12.49	24.00	\$ 125,962	\$ 34,126	\$ -	\$ -	\$ 160,088		
				Real Estate Services Allocation					\$ 13,672		\$ -	\$ -	\$ 13,672		
				NDI-MOSERS INCREASE					\$ 116		\$ -	\$ -	\$ 116		
				NDI-MCHCP INCREASE					\$ 113		\$ -	\$ -	\$ 113		
Lottery Commission Lease Requirement						26,315	\$ 13.48	55.00	\$ 368,684	\$ 202,489	\$ -	\$ -	\$ 571,173		
SECRETARY OF STATE															
03900710	06/30/17	GREENE	SPRINGFIELD	305 W OLIVE, 405 W OLIVE	PARKING	-	\$ -	-	\$ 975	\$ -	\$ 975	\$ -	\$ -		
03902084	06/30/18	GREENE	SPRINGFIELD	1904 N. LECOMPTE	WAREHOUSE	800	\$ 16.46	-	\$ 13,168	\$ 3,039	\$ 16,207	\$ -	\$ -		
11501528	06/30/16	ST. LOUIS CITY	ST. LOUIS	421 SOUTH 11TH ST	PARKING	-	\$ -	-	\$ 4,800	\$ -	\$ -	\$ -	\$ 4,800		
11501801	12/31/32	ST. LOUIS CITY	ST. LOUIS	OLD POST OFFICE - 815 OLIVE ST	OFFICE	2,969	\$ 22.73	7.00	\$ 67,485	\$ 10,688	\$ 78,173	\$ -	\$ -		
11501808	12/31/12	ST. LOUIS CITY	ST. LOUIS	911 OLIVE STREET	PARKING	-	\$ -	-	\$ 7,648	\$ 765	\$ 8,413	\$ -	\$ -		
				Real Estate Services Allocation					\$ 9,303		\$ 7,968	\$ -	\$ 1,335		
				NDI-MOSERS INCREASE					\$ 79		\$ 68	\$ -	\$ 11		
				NDI-MCHCP INCREASE					\$ 77		\$ 66	\$ -	\$ 11		
Secretary of State Lease Requirement						3,769	\$ 24.96	7.00	\$ 103,535	\$ 285,189	\$ 332,928	\$ -	\$ 55,796		
SOCIAL SERVICES															
00101265	06/30/24	ADAIR	KIRKSVILLE	1612 NORTH OSTEOPATHY	OFFICE	9,401	\$ 9.40	-	\$ 88,369	\$ 20,776	\$ 69,853	\$ 39,292	\$ -		
00101409	06/30/27	ADAIR	KIRKSVILLE	2105 E NORMAL	OFFICE	135	\$ 10.00	-	\$ 1,350	\$ 298	\$ 1,055	\$ 593	\$ -		
00211842	06/30/27	ANDREW	SAVANNAH	426 1/2 Court Street	OFFICE	600	\$ 14.00	2.00	\$ 8,400	\$ 2,311	\$ 6,855	\$ 3,856	\$ -		
00300125	06/30/21	ATCHISON	ROCK PORT	101 GRANT	OFFICE	2,617	\$ 6.10	2.00	\$ 15,964	\$ 6,894	\$ 14,629	\$ 8,229	\$ -		
00402424	06/30/27	AUDRAIN	MEXICO	4690 SOUTH CLARK ST	OFFICE	4,872	\$ 11.09	18.00	\$ 54,030	\$ 16,811	\$ 45,338	\$ 25,503	\$ -		
00500450	06/30/27	BARRY	CASSVILLE	208 EAST 8TH STREET	OFFICE	8,239	\$ 8.30	34.00	\$ 68,384	\$ 32,212	\$ 64,381	\$ 36,215	\$ -		
00601104	06/30/28	BARTON	LAMAR	501 & 503 13TH ST	OFFICE	4,459	\$ 10.64	12.00	\$ 47,444	\$ 14,697	\$ 39,770	\$ 22,371	\$ -		
00701305	06/30/17	BATES	BUTLER	2-4 WEST OHIO ST	OFFICE	5,534	\$ 9.94	-	\$ 55,008	\$ 26,192	\$ 51,968	\$ 29,232	\$ -		

**LEASED FACILITY REQUIREMENT
FY 2026**

LEASED FACILITIES														
LEASE ID	END DATE	COUNTY	CITY	ADDRESS	SPACE USE	SQ FT	CPSF	FTE	ANNUAL RENT	ANNUAL SERVICES	GENERAL REVENUE	FED	OTHER	
SOCIAL SERVICES CONTINUED														
99909201	06/30/33	ST. CHARLES	ST CHARLES	3737 TRUMAN BLVD	OFFICE	35,176	\$ 11.90	115.00	\$ 418,594	\$ 101,448	\$ 332,827	\$ 187,215	\$ -	
09311685	06/30/29	ST. CLAIR	OSCEOLA	230 BUSINESS HIGHWAY 13 SUITE 4	OFFICE	1,166	\$ 9.99	2.00	\$ 11,648	\$ 3,171	\$ 9,484	\$ 5,335	\$ -	
09401014	06/30/34	ST. FRANCOIS	PARK HILLS	140 STAPLES DR	OFFICE	16,550	\$ 12.67	97.00	\$ 209,689	\$ 44,662	\$ 162,785	\$ 91,566	\$ -	
09602636	06/30/19	ST. LOUIS	WELLSTON	6347 PLYMOUTH AVE	OFFICE	360	\$ 5.52	10.00	\$ 1,987	\$ 979	\$ 1,898	\$ 1,068	\$ -	
11502679	12/31/21	ST. LOUIS CITY	ST. LOUIS	5415 PAGE BLVD	OFFICE	1,960	\$ 23.25	1.00	\$ 45,570	\$ 5,330	\$ 32,576	\$ 18,324	\$ -	
11501821	06/30/19	ST. LOUIS CITY	ST. LOUIS	604 PINE ST	PARKING	-	\$ -	-	\$ 147,307	\$ 14,731	\$ 103,704	\$ 58,334	\$ -	
11502475	06/30/32	ST. LOUIS CITY	ST. LOUIS	3101 CHOTEAU AVE	PARKING	-	\$ -	-	\$ 17,281	\$ 1,728	\$ 12,166	\$ 6,843	\$ -	
09500835	06/30/27	STE. GENEVIEVE	STE GENEVIEVE	583B STE GENEVIEVE DR	OFFICE	2,729	\$ 8.13	2.00	\$ 22,187	\$ 11,075	\$ 21,288	\$ 11,974	\$ -	
10300831	06/30/20	STODDARD	BLOOMFIELD	401 SHAWNEE STREET	OFFICE	7,703	\$ 7.98	23.00	\$ 61,470	\$ 28,600	\$ 57,645	\$ 32,425	\$ -	
88610402	06/30/30	STONE	GALENA	30832 STATE HWY 413	OFFICE	4,161	\$ 11.86	15.00	\$ 49,349	\$ 21,607	\$ 45,412	\$ 25,544	\$ -	
10500093	06/30/27	SULLIVAN	MILAN	309 EAST 3RD STREET	OFFICE	2,439	\$ 9.50	4.00	\$ 23,171	\$ 10,306	\$ 21,425	\$ 12,052	\$ -	
10611700	06/30/25	TANEY	BRANSON	2900 GREEN MOUNTAIN DRIVE	OFFICE	3,613	\$ 10.08	15.00	\$ 36,419	\$ 13,025	\$ 31,644	\$ 17,800	\$ -	
10611704	06/30/25	TANEY	BRANSON	2900 GREEN MOUNTAIN DRIVE	OFFICE	5,322	\$ 10.00	31.00	\$ 53,220	\$ 19,186	\$ 46,340	\$ 26,066	\$ -	
10701017	06/30/28	TEXAS	HOUSTON	16798 OAK HILLS DRIVE	OFFICE	11,006	\$ 10.45	70.00	\$ 115,013	\$ 48,911	\$ 104,911	\$ 59,013	\$ -	
10801184	06/30/28	VERNON	NEVADA	621 E HIGHLAND	OFFICE	7,767	\$ 12.97	33.00	\$ 100,738	\$ 29,434	\$ 83,310	\$ 46,862	\$ -	
10901306	06/30/33	WARREN	WARRENTON	513 W BOONESLICK	OFFICE	5,798	\$ 12.00	15.00	\$ 69,576	\$ 18,752	\$ 56,530	\$ 31,798	\$ -	
11001018	06/30/29	WASHINGTON	POTOSI	10235 W STATE HWY E	OFFICE	9,205	\$ 9.75	18.00	\$ 89,749	\$ 34,858	\$ 79,748	\$ 44,859	\$ -	
11101087	12/31/12	WAYNE	PIEDMONT	HWY 49 ROUTE 2 BOX 26351	OFFICE	6,069	\$ 8.28	17.00	\$ 50,251	\$ 25,091	\$ 48,219	\$ 27,123	\$ -	
11200875	06/30/26	WEBSTER	MARSHFIELD	222 EAST COMMERCIAL	OFFICE	6,474	\$ 12.00	31.00	\$ 77,688	\$ 29,774	\$ 68,776	\$ 38,686	\$ -	
11311793	06/30/26	WORTH	GRANT CITY	9A WEST THIRD STREET	OFFICE	336	\$ 23.21	2.00	\$ 7,799	\$ 1,922	\$ 6,221	\$ 3,500	\$ -	
11401303	06/30/30	WRIGHT	MOUNTAIN GROVE	1801 N. TALCOTT	OFFICE	8,044	\$ 11.35	28.00	\$ 91,299	\$ 32,163	\$ 79,016	\$ 44,446	\$ -	
Real Estate Services Allocation									\$	\$ 447,138	\$ -	\$ 284,324	\$ 162,814	\$ -
NDI-MOSERS INCREASE									\$	\$ 3,789	\$ -	\$ 2,409	\$ 1,380	\$ -
NDI-MCHCP INCREASE									\$	\$ 3,699	\$ -	\$ 2,352	\$ 1,347	\$ -
Social Services Lease Requirement						1,020,989	\$ 11.29	3,507.00	\$ 11,984,557	\$ 6,696,671	\$ 11,878,964	\$ 6,802,264	\$ -	
TOTAL FY25 DEPARTMENT REQUEST LEASING REQUIREMENT						2,856,273		8,988	36,216,413	23,427,370	32,977,592	18,090,355	8,575,836	
FY25 APPROPRIATION - LEASING									\$	\$ 58,145,779	\$	\$ 32,175,137	\$ 17,650,096	\$ 8,320,546
One-Time Expenditure Reductions									\$	\$ -	\$	\$ -	\$ -	\$ -
Real Estate Services Allocation									\$	\$ 1,425,550	\$	\$ 789,235	\$ 432,994	\$ 203,321
Transfers In									\$	\$ 48,746	\$	\$ -	\$ -	\$ 48,746
NDI-MOSERS INCREASE									\$	\$ 12,087	\$	\$ 6,689	\$ 3,676	\$ 1,722
NDI-MCHCP INCREASE									\$	\$ 11,621	\$	\$ 6,531	\$ 3,589	\$ 1,501
TOTAL FY25 DEPARTMENT REQUEST LEASING REQUIREMENT									\$ 59,643,783	\$ -	\$ 32,977,592	\$ 18,090,355	\$ 8,575,836	

**STATE OWNED FACILITY REQUIREMENT
FY 2026**

STATE OWNED FACILITIES													
LEASE ID	STATE FACILITY	COUNTY	CITY	DIVISION	SPACE USE	SQ FT	CPSF	FTE	ANNUAL RENT	ANNUAL SERVICES	GENERAL REVENUE	FED	OTHER
OFFICE OF ADMINISTRATION CONTINUED													
07211786	NEW MADRID ST OFFICE BLDG-2960 U	NEW MADRID	NEW MADRID	FMDC - VACANT	OFFICE	5,549	\$ 5.45	-	\$ 30,242	\$ -	\$ -	\$ -	\$ 30,242
09601163	SSC-7545 S LINDBERGH	ST. LOUIS	ST. LOUIS	FACILITIES MGMT, DESIGN & CONS	OFFICE	102	\$ 20.07	1.00	\$ 2,047	\$ -	\$ -	\$ -	\$ 2,047
09601163	SSC-7545 S LINDBERGH	ST. LOUIS	ST. LOUIS	FMDC - VACANT	OFFICE	2,544	\$ 20.07	-	\$ 51,058	\$ -	\$ -	\$ -	\$ 51,058
99909602	9900 PAGE	ST. LOUIS	OVERLAND	FACILITIES MGMT, DESIGN & CONS	OFFICE	190	\$ 13.21	1.00	\$ 2,510	\$ -	\$ -	\$ -	\$ 2,510
11501748	WAINWRIGHT-111 N 7TH	ST. LOUIS	ST. LOUIS	OFFICE OF EQUAL OPPORTUNITY	OFFICE	252	\$ 9.33	-	\$ 2,351	\$ -	\$ 2,351	\$ -	\$ -
11501748	WAINWRIGHT-111 N 7TH	ST. LOUIS	ST. LOUIS	DIV OF INFORMATION SERVICES	OFFICE	5,257	\$ 9.33	-	\$ 49,048	\$ -	\$ 49,048	\$ -	\$ -
11501748	WAINWRIGHT-111 N 7TH	ST. LOUIS	ST. LOUIS	ADMINISTRATIVE HEARING COMM	OFFICE	1,396	\$ 9.33	-	\$ 13,025	\$ -	\$ 13,025	\$ -	\$ -
11501748	WAINWRIGHT-111 N 7TH	ST. LOUIS	ST. LOUIS	FACILITIES MGMT, DESIGN & CONS	OFFICE	2,333	\$ 9.33	8.00	\$ 21,767	\$ -	\$ -	\$ -	\$ 21,767
11501748	WAINWRIGHT-111 N 7TH	ST. LOUIS	ST. LOUIS	FMDC - VACANT	OFFICE	22,501	\$ 9.33	-	\$ 209,934	\$ -	\$ 209,934	\$ -	\$ -
11501749	PRINCE HALL-4411 N NEWSTEAD	ST. LOUIS	ST. LOUIS	FMDC - VACANT	OFFICE	71,652	\$ 5.78	-	\$ 414,149	\$ -	\$ 414,149	\$ -	\$ -
11501749	PRINCE HALL-4411 N NEWSTEAD	ST. LOUIS	ST. LOUIS	FACILITIES MGMT, DESIGN & CONS	OFFICE	649	\$ 5.78	8.00	\$ 3,751	\$ -	\$ -	\$ -	\$ 3,751
Real Estate Services Allocation													
NDI-MOSERS INCREASE													
TRANSFER IN													
NDI-MCHCP INCREASE													
Office of Administration State Owned Requirement						811,570	\$ 11.15	809.91	\$ 6,785,392	\$ 2,851,145	\$ 8,406,053	\$ -	\$ 1,230,484
PUBLIC SAFETY													
01101759	ST JOSEPH-525 JULES	BUCHANAN	ST. JOSEPH	VETERANS COMMISSION	OFFICE	1,143	\$ 12.60	2.00	\$ 14,402	\$ -	\$ -	\$ -	\$ 14,402
02601741	LEWIS & CLARK-1101 RIVERSIDE DR	COLE	JEFFERSON CITY	PUBLIC SAFETY	OFFICE	2,172	\$ 6.19	-	\$ 13,445	\$ -	\$ 13,445	\$ -	\$ -
02601741	LEWIS & CLARK-1101 RIVERSIDE DR	COLE	JEFFERSON CITY	OFFICE OF THE DIRECTOR	OFFICE	19,372	\$ 6.19	64.92	\$ 121,204	\$ -	\$ 121,204	\$ -	\$ -
02601753	CAPITOL BLDG-401 W CAPITOL AVENU	COLE	JEFFERSON CITY	CAPITOL POLICE	OFFICE	418	\$ 6.55	15.00	\$ 2,738	\$ -	\$ 2,738	\$ -	\$ -
02601754	JEFFERSON BLDG.-205 JEFFERSON S	COLE	JEFFERSON CITY	FIRE SAFETY	OFFICE	16,109	\$ 6.00	66.98	\$ 96,654	\$ -	\$ 96,654	\$ -	\$ -
02601754	JEFFERSON BLDG.-205 JEFFERSON S	COLE	JEFFERSON CITY	VETERANS COMMISSION	OFFICE	15,908	\$ 6.00	24.00	\$ 95,463	\$ -	\$ -	\$ -	\$ 95,463
02601755	TRUMAN BLDG.-301 W HIGH	COLE	JEFFERSON CITY	CAPITOL POLICE	OFFICE	1,194	\$ 7.39	5.00	\$ 8,824	\$ -	\$ 8,824	\$ -	\$ -
02602438	RICHMOND HILL BLDG	COLE	JEFFERSON CITY	CAPITOL POLICE HEADQUARTERS	OFFICE	3,730	\$ 4.41	-	\$ 16,449	\$ -	\$ 16,449	\$ -	\$ -
03901769	SPRINGFIELD-505 E WALNUT ST	GREENE	SPRINGFIELD	ALCOHOL AND TOBACCO CONTRO	OFFICE	4,257	\$ 7.93	5.00	\$ 32,579	\$ -	\$ -	\$ -	\$ 32,579
04801763	FLETCHER DANIELS-615 E 13TH ST	JACKSON	KANSAS CITY	VETERANS COMMISSISON	OFFICE	1,616	\$ 10.57	-	\$ 17,081	\$ -	\$ -	\$ -	\$ 17,081
04802702	TEASDALE-63RD ST	JACKSON	RAYTOWN	ALCOHOL AND TOBACCO CONTRO	OFFICE	3,666	\$ 10.64	5.00	\$ 38,006	\$ -	\$ -	\$ -	\$ 38,006
04901771	DHEWD/JOPLIN-730 WALL	JASPER	JOPLIN	VETERANS COMMISSION	OFFICE	316	\$ 6.48	-	\$ 2,049	\$ -	\$ -	\$ -	\$ 2,049
06401752	DHEWD/HANNIBAL-203 N 6TH ST	MARION	HANNIBAL	VETERANS COMMISSION	OFFICE	206	\$ 8.01	1.00	\$ 1,651	\$ -	\$ -	\$ -	\$ 1,651
09601163	SSC-7545 S LINDBERGH	ST. LOUIS	ST. LOUIS	LIQUOR CONTROL	OFFICE	2,183	\$ 20.07	6.00	\$ 43,813	\$ -	\$ -	\$ -	\$ 43,813
Real Estate Services Allocation													
NDI-MOSERS INCREASE													
NDI-MCHCP INCREASE													
Public Safety State Owned Requirement						72,290	\$ 10.63	194.90	\$ 528,121	\$ 264,028	\$ 403,156	\$ -	\$ 388,993
GAMING COMMISSION													
99909602	9900 PAGE	ST. LOUIS	OVERLAND	GAMING	OFFICE	5,786	\$ 13.21	15.00	\$ 76,433	\$ -	\$ -	\$ -	\$ 76,433
Real Estate Services Allocation													
NDI-MOSERS INCREASE													
NDI-MCHCP INCREASE													
Gaming Commission State Owned Requirement						5,786	\$ 13.21	15.00	\$ 79,594	\$ 25,745	\$ -	\$ -	\$ 105,339
HIGHWAY PATROL													
01101759	ST JOSEPH-525 JULES	BUCHANAN	ST. JOSEPH	STATE HIGHWAY PATROL	OFFICE	1,777	\$ 12.60	3.00	\$ 22,390	\$ -	\$ -	\$ -	\$ 22,390
03901768	LANDERS-149 PARK CENTRAL SQ	GREENE	SPRINGFIELD	STATE HIGHWAY PATROL	OFFICE	2,465	\$ 8.96	-	\$ 22,086	\$ -	\$ -	\$ -	\$ 22,086
04801763	FLETCHER DANIELS-615 E 13TH ST	JACKSON	KANSAS CITY	STATE HIGHWAY PATROL	OFFICE	3,378	\$ 10.57	4.00	\$ 35,705	\$ -	\$ -	\$ -	\$ 35,705
04802702	TEASDALE-8800 E 63 ST	JACKSON	RAYTOWN	STATE HIGHWAY PATROL	OFFICE	2,514	\$ 10.64	-	\$ 26,749	\$ -	\$ -	\$ -	\$ 26,749
09600991	JENNINGS-8501 LUCAS/HUNT	ST. LOUIS	ST. LOUIS	STATE HIGHWAY PATROL	OFFICE	2,858	\$ 18.06	7.00	\$ 51,615	\$ -	\$ -	\$ -	\$ 51,615
11501748	WAINWRIGHT	ST LOUIS CIT	ST LOUIS	STATE HIGHWAY PATROL	OFFICE	253	\$ 9.33	-	\$ 2,360	\$ -	\$ -	\$ -	\$ 2,360
11501803	CHOTEAU	ST LOUIS CIT	ST LOUIS	STATE HIGHWAY PATROL	OFFICE	2,847	\$ 8.15	5.00	\$ 23,203	\$ -	\$ -	\$ -	\$ 23,203
Real Estate Services Allocation													
NDI-MOSERS INCREASE													
NDI-MCHCP INCREASE													
Highway Patrol State Owned Requirement						16,092	\$ 21.16	19.00	\$ 194,641	\$ 156,474	\$ -	\$ -	\$ 351,115
REVENUE													
02601755	TRUMAN BLDG-301 W HIGH	COLE	JEFFERSON CITY	ADMINISTRATION	OFFICE	45,311	\$ 7.39	106.00	\$ 334,848	\$ -	\$ 334,848	\$ -	\$ -
02601755	TRUMAN BLDG-301 W HIGH	COLE	JEFFERSON CITY	MOTOR VEHICLE/DRIVER LICENSE	OFFICE	69,502	\$ 7.39	285.00	\$ 513,620	\$ -	\$ 513,620	\$ -	\$ -
02601755	TRUMAN BLDG-301 W HIGH	COLE	JEFFERSON CITY	TAXATION	OFFICE	87,985	\$ 7.39	423.00	\$ 650,171	\$ -	\$ 650,171	\$ -	\$ -
02601755	TRUMAN BLDG-301 W HIGH	COLE	JEFFERSON CITY	LEGAL SERVICES	OFFICE	27,201	\$ 7.39	76.00	\$ 201,015	\$ -	\$ 201,015	\$ -	\$ -
02601773	ESB-421 E DUNKLIN	COLE	JEFFERSON CITY	STATE TAX COMMISSION	OFFICE	8,870	\$ 6.45	-	\$ 57,212	\$ -	\$ 57,212	\$ -	\$ -
02602545	605 HOWARD ST WAREHOUSE	COLE	JEFFERSON CITY	ADMINISTRATION	STORAGE	19,473	\$ 2.87	2.00	\$ 55,888	\$ -	\$ 55,888	\$ -	\$ -
03901768	LANDERS-149 PARK CENTRAL SQ	GREENE	SPRINGFIELD	LEGAL SERVICES	OFFICE	1,938	\$ 8.96	6.00	\$ 17,364	\$ -	\$ 17,364	\$ -	\$ -
03901768	LANDERS-149 PARK CENTRAL SQ	GREENE	SPRINGFIELD	DIV OF TAXATION	OFFICE	4,752	\$ 8.96	21.00	\$ 42,578	\$ -	\$ 42,578	\$ -	\$ -
04801763	FLETCHER DANIELS-615 E 13THST	JACKSON	KANSAS CITY	LEGAL SERVICES	OFFICE	4,859	\$ 10.57	12.00	\$ 51,360	\$ -	\$ 51,360	\$ -	\$ -
04801763	FLETCHER DANIELS-615 E 13THST	JACKSON	KANSAS CITY	DIV OF TAXATION	OFFICE	9,910	\$ 10.57	41.00	\$ 104,749	\$ -	\$ 104,749	\$ -	\$ -
11501748	WAINWRIGHT	ST. LOUIS	ST. LOUIS	LEGAL SERVICES	OFFICE	4,497	\$ 9.33	7.00	\$ 41,957	\$ -	\$ 41,957	\$ -	\$ -

**STATE OWNED FACILITY REQUIREMENT
FY 2026**

STATE OWNED FACILITIES														
LEASE ID	STATE FACILITY	COUNTY	CITY	DIVISION	SPACE USE	SQ FT	CPSF	FTE	ANNUAL RENT	ANNUAL SERVICES	GENERAL REVENUE	FED	OTHER	
SOCIAL SERVICES CONTINUED														
04802702	TEASDALE-8800 E 63 ST	JACKSON	RAYTOWN	DFAS DIV FINANCE & ADMIN	OFFICE	518	\$ 10.64	2.00	\$ 5,512	\$ -	\$ 4,740	\$ 772	\$ -	
07011846	MONTGOMERY ST OFFICE BLDG	MONTGOMER	MONTGOMERY CITY	FAMILY SUPPORT DIVISION	OFFICE	663	\$ 6.43	22.00	\$ 4,263	\$ -	\$ 3,666	\$ 597	\$ -	
07011846	MONTGOMERY ST OFFICE BLDG	MONTGOMER	MONTGOMERY CITY	CHILDREN'S DIVISION	OFFICE	2,703	\$ 6.43	22.00	\$ 17,380	\$ -	\$ 14,947	\$ 2,433	\$ -	
07211786	NEW MADRID STATE OFFICE BUILDING	NEW MADRID	NEW MADRID	CHILDREN'S DIVISION	OFFICE	5,575	\$ 5.45	22.00	\$ 30,384	\$ -	\$ 26,130	\$ 4,254	\$ -	
07211786	NEW MADRID STATE OFFICE BUILDING	NEW MADRID	NEW MADRID	FAMILY SUPPORT DIVISION	OFFICE	550	\$ 5.45	20.00	\$ 2,998	\$ -	\$ 2,578	\$ 420	\$ -	
07211786	NEW MADRID STATE OFFICE BUILDING	NEW MADRID	NEW MADRID	DYS DIVISION OF YOUTH SERVICES	OFFICE	1,293	\$ 5.45	4.00	\$ 7,047	\$ -	\$ 6,060	\$ 987	\$ -	
99909602	9900 PAGE	ST. LOUIS	OVERLAND	DFAS DIV FINANCE & ADMIN SVC	OFFICE	3,078	\$ 13.21	22.00	\$ 40,660	\$ -	\$ 34,968	\$ 5,692	\$ -	
99909602	9900 PAGE	ST. LOUIS	OVERLAND	FAMILY SUPPORT DIVISION	OFFICE	15,034	\$ 13.21	20.00	\$ 198,599	\$ -	\$ 170,795	\$ 27,804	\$ -	
99909602	9900 PAGE	ST. LOUIS	OVERLAND	YOUTH SERVICES	OFFICE	3,182	\$ 13.21	4.00	\$ 42,034	\$ -	\$ 36,149	\$ 4,443	\$ 1,442	
99909602	9900 PAGE	ST. LOUIS	OVERLAND	CHILDREN'S DIVISION	OFFICE	26,878	\$ 13.21	-	\$ 355,058	\$ -	\$ 305,350	\$ 49,708	\$ -	
99909602	9900 PAGE	ST. LOUIS	OVERLAND	FSD REHAB SERVICES FOR BLIND	OFFICE	4,559	\$ 13.21	-	\$ 60,224	\$ -	\$ 51,793	\$ 8,431	\$ -	
99909602	9900 PAGE	ST. LOUIS	OVERLAND	FSD-CS ST LOUIS REGION	OFFICE	7,710	\$ 13.21	14.00	\$ 101,849	\$ -	\$ 87,590	\$ 14,259	\$ -	
99909602	9900 PAGE	ST. LOUIS	OVERLAND	FSD-IM ST LOUIS REGION	OFFICE	8,698	\$ 13.21	84.00	\$ 114,901	\$ -	\$ 98,815	\$ 16,086	\$ -	
09600839	NSC-4040 SEVEN HILLS	ST. LOUIS	ST. LOUIS	FSD-CS ST LOUIS REGION	OFFICE	10,255	\$ 13.72	-	\$ 140,699	\$ -	\$ 121,001	\$ 19,698	\$ -	
09600839	NSC-4040 SEVEN HILLS	ST. LOUIS	ST. LOUIS	FSD-IM ST LOUIS REGION	OFFICE	6,149	\$ 13.72	-	\$ 84,364	\$ -	\$ 72,553	\$ 11,811	\$ -	
09601163	SSC-7545 S LINDBERGH	ST. LOUIS	ST. LOUIS	DIVISION OF LEGAL SERVICES	OFFICE	185	\$ 20.07	106.00	\$ 3,713	\$ -	\$ 3,193	\$ 520	\$ -	
09601163	SSC-7545 S LINDBERGH	ST. LOUIS	ST. LOUIS	CHILDREN'S DIVISION	OFFICE	2,803	\$ 20.07	33.00	\$ 56,256	\$ -	\$ 48,380	\$ 7,876	\$ -	
09601163	SSC-7545 S LINDBERGH	ST. LOUIS	ST. LOUIS	FSD-IM ST LOUIS REGION	OFFICE	6,248	\$ 20.07	3.00	\$ 125,397	\$ -	\$ 107,841	\$ 17,556	\$ -	
09600991	JENNINGS-8501 LUCAS/HUNT	ST. LOUIS	ST. LOUIS	FSD-IM ST LOUIS REGION	OFFICE	16,608	\$ 18.06	-	\$ 299,940	\$ -	\$ 257,948	\$ 41,992	\$ -	
09600991	JENNINGS-8501 LUCAS/HUNT	ST. LOUIS	ST. LOUIS	CHILDREN'S DIVISION	OFFICE	10,216	\$ 18.06	15.00	\$ 184,501	\$ -	\$ 158,671	\$ 25,830	\$ -	
09600991	JENNINGS-8501 LUCAS/HUNT	ST. LOUIS	ST. LOUIS	LEGAL SERVICES	OFFICE	2,800	\$ 18.06	10.00	\$ 50,568	\$ -	\$ 43,488	\$ 7,080	\$ -	
11501748	WAINWRIGHT -111 N 7TH ST	ST. LOUIS	ST. LOUIS	FSD CS ST LOUIS REGION	OFFICE	30,574	\$ 9.33	55.00	\$ 285,255	\$ -	\$ 245,319	\$ 39,936	\$ -	
11501748	WAINWRIGHT -111 N 7TH ST	ST. LOUIS	ST. LOUIS	CHILDREN'S DIVISION	OFFICE	33,768	\$ 9.33	34.00	\$ 315,055	\$ -	\$ 270,947	\$ 44,108	\$ -	
11501748	WAINWRIGHT -111 N 7TH ST	ST. LOUIS	ST. LOUIS	YOUTH SERVICES	OFFICE	4,403	\$ 9.33	9.00	\$ 41,080	\$ -	\$ 35,329	\$ 3,697	\$ 2,054	
11501748	WAINWRIGHT -111 N 7TH ST	ST. LOUIS	ST. LOUIS	LEGAL SERVICES	OFFICE	5,909	\$ 9.33	59.00	\$ 55,131	\$ -	\$ 47,413	\$ 7,718	\$ -	
11501749	PRINCE HALL-4411 N NEWSTEAD	ST. LOUIS	ST. LOUIS	CHILDREN'S DIVISION	OFFICE	24,072	\$ 5.78	86.00	\$ 139,136	\$ -	\$ -	\$ 139,136	\$ -	
11501749	PRINCE HALL-4411 N NEWSTEAD	ST. LOUIS	ST. LOUIS	FSD IM ST LOUIS REGION	OFFICE	34,473	\$ 5.78	11.00	\$ 199,254	\$ -	\$ 171,358	\$ 27,896	\$ -	
11501803	CHOTEAU-3101 CHOUTEAU	ST. LOUIS	ST. LOUIS	FSD IM ST LOUIS REGION	OFFICE	48,597	\$ 8.15	14.00	\$ 396,066	\$ -	\$ 340,617	\$ 55,449	\$ -	
Real Estate Services Allocation										\$ 214,289	\$ -	\$ 186,160	\$ 27,338	\$ 791
NDI-FSD Increased Space Needs										\$ 3,312,058	\$ -	\$ 1,424,185	\$ 1,887,873	\$ -
NDI-MOSERS INCREASE										\$ 28,266	\$ -	\$ 24,556	\$ 3,606	\$ 104
NDI-MCHCP INCREASE										\$ 27,598	\$ -	\$ 23,975	\$ 3,521	\$ 102
Social Services State Owned Requirement						755,280	\$ 11.57	2,210.00	\$ 10,807,708	\$ 1,509,452	\$ 9,247,269	\$ 3,036,713	\$ 33,178	
TREASURER														
02601753	CAPITOL BLDG-201 W CAPITOL	COLE	JEFFERSON CITY	STATE TREASURER	OFFICE	1,929	\$ 6.55	6.00	\$ 12,635	\$ -	\$ -	\$ -	\$ 12,635	
02601755	TRUMAN BLDG-301 W HIGH	COLE	JEFFERSON CITY	STATE TREASURER	OFFICE	24,236	\$ 7.39	41.00	\$ 179,104	\$ -	\$ -	\$ -	\$ 179,104	
Real Estate Services Allocation										\$ 6,623	\$ -	\$ -	\$ 6,623	
NDI-MOSERS INCREASE										\$ 874	\$ -	\$ -	\$ 874	
NDI-MCHCP INCREASE										\$ 853	\$ -	\$ -	\$ 853	
Treasurer State Owned Requirement						26,165	\$ 7.33	47.00	\$ 200,089	\$ 78,243	\$ -	\$ -	\$ 278,332	
TOTAL FY25 DEPARTMENT REQUEST STATE OWNED REQUIREMENT						4,151,389		9,929.11	\$ 39,857,273	\$ 12,152,179	\$ 35,232,844	\$ 10,302,124	\$ 6,474,484	
FY25 APPROPRIATION - STATE OWNED										\$ 46,934,666	\$ 32,492,644	\$ 8,161,826	\$ 6,280,196	
STATE OWNED REAL ESTATE SERVICES ALLOCATION										\$ 1,151,555	\$ 797,205	\$ 200,226	\$ 154,124	
Transfers In										\$ 310,570	\$ 310,570	\$ -	\$ -	
NDI-DSS FSD INCREASED SPACE NEEDS										\$ 3,312,058	\$ 1,424,185	\$ 1,887,873	\$ -	
NDI-MOSERS INCREASE										\$ 152,104	\$ 105,367	\$ 26,412	\$ 20,325	
NDI-MCHCP INCREASE										\$ 148,499	\$ 102,873	\$ 25,787	\$ 19,839	
TOTAL FY25 DEPARTMENT REQUEST STATE OWNED REQUIREMENT						\$ 52,320,022		\$ -	\$ 35,543,414	\$ 10,302,124	\$ 6,474,484	\$ -		

**INSTITUTIONAL FACILITY REQUIREMENT
FY 2026**

INSTITUTIONAL FACILITIES											
STATE FACILITY	CITY	DIVISION	SPACE USE	SQ FT	CPSF	FTE	ANNUAL RENT	ANNUAL SERVICES	GENERAL REVENUE	FED	OTHER
ELEMENTARY & SECONDARY EDUCATION											
DFMDC-SCHOOL FOR DEAF (FULTON)				306,431	\$ 4.68	\$	1,434,097	\$ -	\$ 1,434,097	\$ -	\$ -
DFMDC-SCHOOL FOR BLIND (ST L)				323,225	\$ 4.03	\$	1,302,597	\$ -	\$ 1,302,597	\$ -	\$ -
BRIARWOOD SS-HARRISONVILLE				5,292	\$ 4.21	\$	22,279	\$ -	\$ 22,279	\$ -	\$ -
D M THOMPSON SS TRAILS WEST-KC				32,884	\$ 4.29	\$	141,072	\$ -	\$ 141,072	\$ -	\$ -
DELMAR COBBLE SS-COLUMBIA				12,296	\$ 2.80	\$	34,429	\$ -	\$ 34,429	\$ -	\$ -
E W THOMPSON SS-SEDALIA				15,482	\$ 2.78	\$	43,040	\$ -	\$ 43,040	\$ -	\$ -
HELEN M DAVIS SS-ST JOE				21,432	\$ 3.71	\$	79,513	\$ -	\$ 79,513	\$ -	\$ -
HIGGINSVILLE SS-ROLLING MEADOWS				20,253	\$ 2.01	\$	40,709	\$ -	\$ 40,709	\$ -	\$ -
KENNETH KIRCHNER SS-JC				10,826	\$ 3.20	\$	34,643	\$ -	\$ 34,643	\$ -	\$ -
LAKEVIEW WOODS SS-KC				30,834	\$ 3.00	\$	92,502	\$ -	\$ 92,502	\$ -	\$ -
MAPLE VALLEY SS-KC				30,552	\$ 3.15	\$	96,239	\$ -	\$ 96,239	\$ -	\$ -
MARSHALL SCHOOL-PRAIRIE VIEWKC				20,537	\$ 2.14	\$	43,949	\$ -	\$ 43,949	\$ -	\$ -
VERELLE PENISTON SS-CHILLICOTHE				7,120	\$ 3.91	\$	27,839	\$ -	\$ 27,839	\$ -	\$ -
COLLEGE VIEW SS-JOPLIN				26,422	\$ 2.73	\$	72,132	\$ -	\$ 72,132	\$ -	\$ -
CURRENT RIVER SS-DONIPHAN				3,584	\$ 4.12	\$	14,766	\$ -	\$ 14,766	\$ -	\$ -
GREENE VALLEY SS-SPRINGFIELD				31,915	\$ 2.99	\$	95,426	\$ -	\$ 95,426	\$ -	\$ -
NEVADA SS CEDAR RIDGE-JOPLIN				18,036	\$ 3.34	\$	60,240	\$ -	\$ 60,240	\$ -	\$ -
NEW DAWN SS-SIKESTON				13,844	\$ 7.86	\$	108,814	\$ -	\$ 108,814	\$ -	\$ -
OAKVIEW SS-MONETT				10,948	\$ 2.33	\$	25,509	\$ -	\$ 25,509	\$ -	\$ -
PARKVIEW SS-CAPE GIRARDEAU				15,860	\$ 3.94	\$	62,488	\$ -	\$ 62,488	\$ -	\$ -
SHADY GROVE SS-POPLAR BLUFF				18,196	\$ 4.68	\$	85,157	\$ -	\$ 85,157	\$ -	\$ -
AUTUMN HILL SS-UNION				12,300	\$ 2.94	\$	36,162	\$ -	\$ 36,162	\$ -	\$ -
B W ROBINSON SS-ROLLA				10,495	\$ 3.61	\$	37,887	\$ -	\$ 37,887	\$ -	\$ -
BOONSLICK SS-ST PETERS				26,530	\$ 3.60	\$	95,508	\$ -	\$ 95,508	\$ -	\$ -
CITADEL SS-POTOSI				2,335	\$ 5.20	\$	12,142	\$ -	\$ 12,142	\$ -	\$ -
GATEWAY SS-ST LOUIS				55,601	\$ 4.00	\$	222,404	\$ -	\$ 222,404	\$ -	\$ -
LILLIAN SCHAPER SS-BOWLING GREEN				3,801	\$ 5.82	\$	22,122	\$ -	\$ 22,122	\$ -	\$ -
MAPAVILLE SS-MAPAVILLE				25,452	\$ 4.06	\$	103,335	\$ -	\$ 103,335	\$ -	\$ -
MISSISSIPPI VALLEY SS-HANNIBAL				36,080	\$ 2.56	\$	92,365	\$ -	\$ 92,365	\$ -	\$ -
SPECIAL ACRES SS-PARK HILL				4,994	\$ 6.62	\$	33,060	\$ -	\$ 33,060	\$ -	\$ -
				0	\$ -	\$	-	\$ 731,689	\$ 731,689	\$ -	\$ -
NDI-PAY PLAN											
NDI-MOSERS INCREASE							26,233	26,233	26,233	-	-
NDI-SECURITY PROGRAM											
NDI-MCHCP INCREASE							25,606		25,606		
				1,153,557	\$ 4.01	\$	4,624,264	\$ 731,689	\$ 5,355,953	\$ -	\$ -
HEALTH & SENIOR SERVICES											
00102725		DMH-REGIONAL OFFICE		961	\$ 11.29	\$	10,850	\$ -	\$ 5,208	\$ 5,642	\$ -
06402420		DMH-REGIONAL OFFICE		563	\$ 20.17	\$	11,356	\$ -	\$ 5,451	\$ 5,905	\$ -
		Health & Senior Services Institutional Requirement		1,524	\$ 14.57	\$	21,608	\$ -	\$ 10,032	\$ 11,576	\$ -
MENTAL HEALTH											
FULTON STATE HOSPITAL-DBH				973,390	\$ 7.66	\$	7,456,167	\$ -	\$ 7,456,167	\$ -	\$ -
HAWTHORN CHILDRENS PSYCH HOSP-STL-DBH				67,564	\$ 16.25	\$	1,097,915	\$ -	\$ 1,097,915	\$ -	\$ -
METRO ST L PSYCHIATRIC CTR-DBH				159,594	\$ 9.98	\$	1,592,748	\$ -	\$ 1,592,748	\$ -	\$ -
SEMO-SORTS - FARMINGTON-DBH				79,817	\$ 12.09	\$	964,988	\$ -	\$ 964,988	\$ -	\$ -
NW MO PSYCHIATRIC REHAB CTR-ST JOE-DBH				151,234	\$ 12.39	\$	1,873,789	\$ -	\$ 1,873,789	\$ -	\$ -
SEMO APS - FARMINGTON-DBH				174,826	\$ 9.20	\$	1,608,399	\$ -	\$ 1,608,399	\$ -	\$ -
ST LOUIS PSYCHIATRIC REHAB-DBH				359,249	\$ 7.02	\$	2,521,928	\$ -	\$ 2,521,928	\$ -	\$ -
CENTER FOR BEHAVIORAL MEDICINE-DBH				257,636	\$ 11.59	\$	2,986,001	\$ -	\$ 2,986,001	\$ -	\$ -
BELLEFONTAINE HAB CTR-DD				415,045	\$ 6.17	\$	2,560,828	\$ -	\$ 2,560,828	\$ -	\$ -
HIGGINSVILLE HAB CTR-DD				220,608	\$ 10.81	\$	2,384,772	\$ -	\$ 2,384,772	\$ -	\$ -
NEVADA HAB CTR-DD				225,501	\$ 1.25	\$	281,876	\$ -	\$ 281,876	\$ -	\$ -
REGIONAL OFFICE-DD				13,286	\$ 10.33	\$	137,244	\$ -	\$ 137,244	\$ -	\$ -
REGIONAL OFFICE-DD				13,343	\$ 20.17	\$	269,128	\$ -	\$ 269,128	\$ -	\$ -
REGIONAL OFFICE-DD				3,183	\$ 111.46	\$	354,777	\$ -	\$ 354,777	\$ -	\$ -
REGIONAL OFFICE-DD				27,398	\$ 4.10	\$	112,332	\$ -	\$ 112,332	\$ -	\$ -
REGIONAL OFFICE-DD				11,361	\$ 11.49	\$	130,538	\$ -	\$ 130,538	\$ -	\$ -
REGIONAL OFFICE-DD				46,302	\$ 13.54	\$	626,929	\$ -	\$ 626,929	\$ -	\$ -
REGIONAL OFFICE-DD				18,994	\$ 13.32	\$	253,000	\$ -	\$ 253,000	\$ -	\$ -
REGIONAL OFFICE-DD				40,568	\$ 14.03	\$	569,169	\$ -	\$ 569,169	\$ -	\$ -

**INSTITUTIONAL FACILITY REQUIREMENT
FY 2026**

INSTITUTIONAL FACILITIES												
STATE FACILITY	CITY	DIVISION	SPACE USE	SQ FT	CPSF	FTE	ANNUAL RENT	ANNUAL SERVICES	GENERAL REVENUE	FED	OTHER	
REGIONAL OFFICE-DD				21,416	\$ 8.43		\$ 180,537	\$ -	\$ 180,537	\$ -	\$ -	
ST LOUIS DDTCC-DD				224,303	\$ 6.89		\$ 1,545,448	\$ -	\$ 1,545,448	\$ -	\$ -	
				0	\$ -		\$ (2,680,998)	\$ -	\$ (2,680,998)	\$ -	\$ -	
		<i>NDI-PAY PLAN</i>					\$ -	\$ -	\$ -	\$ -	\$ -	
		<i>NDI-KC BEHAVIORAL HEALTH HOSPITAL</i>					\$ -	\$ -	\$ -	\$ -	\$ -	
		<i>NDI-MOSERS INCREASE</i>					\$ 169,152	\$ -	\$ 169,152	\$ -	\$ -	
		<i>NDI-SECURITY PROGRAM</i>					\$ -	\$ -	\$ -	\$ -	\$ -	
		<i>NDI-MCHCP INCREASE</i>					\$ 165,235	\$ -	\$ 165,235	\$ -	\$ -	
		<i>Mental Health Institutional Requirement</i>		3,504,618	\$ 7.75		\$ 27,161,902	\$ -	\$ 27,161,902	\$ -	\$ -	
HIGHWAY PATROL												
00102725				2,458	\$ 11.29		\$ 27,751	\$ -	\$ -	\$ -	\$ 27,751	
				0			\$ (15,182)	\$ -	\$ 2,891	\$ -	\$ (18,073)	
		<i>NDI-PAY PLAN</i>					\$ -	\$ -	\$ -	\$ -	\$ -	
		<i>NDI-COST TO CONTINUE PAY PLAN</i>					\$ -	\$ -	\$ -	\$ -	\$ -	
		<i>NDI-MOSERS INCREASE</i>					\$ -	\$ -	\$ -	\$ -	\$ -	
		<i>NDI-SAFETY PROGRAM</i>					\$ -	\$ -	\$ -	\$ -	\$ -	
		<i>NDI-MARKET RATE CTC</i>					\$ -	\$ -	\$ -	\$ -	\$ -	
		<i>NDI-MCHCP INCREASE</i>					\$ -	\$ -	\$ -	\$ -	\$ -	
		<i>Highway Patrol Institutional Requirement</i>		2,458	\$ 5.11		12,569	0	2,891	0	9,678	
SOCIAL SERVICES												
CAMP AVERY PARK CAMP				23,325	\$ 11.08		\$ 258,441	\$ -	\$ 209,337	\$ 49,104	\$ -	
FULTON TREATMENT CENTER				24,285	\$ 18.68		\$ 266,129	\$ -	\$ 215,564	\$ 50,565	\$ -	
LANGSFORD HOUSE				4,724	\$ 7.27		\$ 19,068	\$ -	\$ 15,445	\$ 3,623	\$ -	
NORTHWEST REG YOUTH CTR				25,873	\$ 12.02		\$ 259,488	\$ -	\$ 210,185	\$ 49,303	\$ -	
RIVERBEND TREATMENT CTR				25,129	\$ 19.96		\$ 249,139	\$ -	\$ 201,803	\$ 47,336	\$ -	
WATKINS MILL PARK CAMP				27,080	\$ 12.02		\$ 212,712	\$ -	\$ 172,297	\$ 40,415	\$ -	
WAVERLY REG YOUTH CTR				27,705	\$ 11.20		\$ 258,323	\$ -	\$ 209,242	\$ 49,081	\$ -	
SIERRA OSAGE TREAT CTR				9,156	\$ 3.48		\$ 25,021	\$ -	\$ 20,267	\$ 4,754	\$ -	
W E SEARS YOUTH CTR				65,905	\$ 8.50		\$ 425,134	\$ -	\$ 344,359	\$ 80,775	\$ -	
BABLER LODGE				8,893	\$ 0.55		\$ 43,063	\$ -	\$ 34,881	\$ 8,182	\$ -	
HILLSBORO TREATMENT CTR				20,723	\$ 11.07		\$ 207,623	\$ -	\$ 168,175	\$ 39,448	\$ -	
HOGAN STREET REG YOUTH CTR				31,413	\$ 7.22		\$ 244,510	\$ -	\$ 198,053	\$ 46,457	\$ -	
MISSOURI HILLS CAMPUS				101,633	\$ 11.26		\$ 909,767	\$ -	\$ 736,911	\$ 172,856	\$ -	
DELMINA WOODS				14,766	\$ 1.98		\$ 52,711	\$ -	\$ 42,696	\$ 10,015	\$ -	
GENTRY RES TREATMENT CTR				13,348	\$ 17.10		\$ 118,131	\$ -	\$ 95,686	\$ 22,445	\$ -	
MT VERNON TREATMENT CTR				26,723	\$ 17.88		\$ 293,040	\$ -	\$ 237,362	\$ 55,678	\$ -	
RICH HILL YTH DEVELOP CTR				16,083	\$ 10.91		\$ 166,286	\$ -	\$ 134,692	\$ 31,594	\$ -	
DESE-MO SCHOOL FOR THE BLIND				5,950	\$ 5.43		\$ 32,309	\$ -	\$ 26,170	\$ 6,139	\$ -	
DMH-REGIONAL OFFICE				167	\$ 6.04		\$ 1,009	\$ -	\$ 817	\$ 192	\$ -	
DMH-REGIONAL OFFICE				3,228	\$ 9.65		\$ 31,150	\$ -	\$ 25,232	\$ 5,918	\$ -	
				0	\$ -		\$ -	\$ 1,296,707	\$ 1,049,432	\$ 247,275	\$ -	
		<i>NDI-PAY PLAN</i>					\$ -	\$ -	\$ -	\$ -	\$ -	
		<i>NDI-MOSERS INCREASE</i>					\$ 34,103	\$ -	\$ 27,623	\$ 6,480	\$ -	
		<i>NDI-SECURITY PROGRAM</i>					\$ -	\$ -	\$ -	\$ -	\$ -	
		<i>NDI-MCHCP INCREASE</i>					\$ 33,288	\$ -	\$ 26,963	\$ 6,325	\$ -	
		<i>Social Services Institutional Requirement</i>		476,314	\$ 8.70		\$ 4,141,683	\$ 1,296,707	\$ 4,404,195	\$ 1,034,195	\$ -	
TOTAL FY25 DEPARTMENT REQUEST INSTITUTIONAL REQUIREMENT				5,138,471	\$ 7.00		35,962,026	2,028,396	36,934,973	1,045,771	9,678	
FY25 APPROPRIATION - INSTITUTIONAL							\$ 37,536,805		\$ 36,494,161	\$ 1,032,966	\$ 9,678	
CORE REDUCTIONS - DPS-MSHP							\$ -		\$ -	\$ -	\$ -	
NDI-PAY PLAN							\$ -		\$ -	\$ -	\$ -	
NDI-KC BEHAVIORAL HEALTH HOSPITAL							\$ -		\$ -	\$ -	\$ -	
NDI-MOSERS INCREASE							\$ 229,488		\$ 223,008	\$ 6,480	\$ -	
NDI-SECURITY PROGRAM							\$ -		\$ -	\$ -	\$ -	
NDI-MARKET RATE CTC							\$ -		\$ -	\$ -	\$ -	
NDI-MCHCP INCREASE							\$ 224,129		\$ 217,804	\$ 6,325	\$ -	
TOTAL FY25 DEPARTMENT REQUEST INSTITUTIONAL REQUIREMENT							\$ 37,990,422	\$ -	\$ 36,934,973	\$ 1,045,771	\$ 9,678	
TOTAL FY25 GOVERNOR RECOMMENDED INSTITUTIONAL REQUIREMENT							\$ 37,990,422		\$ 36,934,973	\$ 1,045,771	\$ 9,678	

**OA-RATF REQUIREMENT
FY 2025**

LEASED FACILITIES												
LEASE ID	END DATE	COUNTY	CITY	ADDRESS	SPACE USE	SQ FT	CPSF	FTE	ANNUAL RENT	ANNUAL SERVICES	GENERAL REVENUE	FED OTHER
01011689	06/30/24	BOONE	COLUMBIA	101 PARK DEVILLE	OFFICE				\$ 600	\$ -		\$ 600
10800258	06/30/24	VERNON	NEVADA	2201 NORTH ELM	OFFICE				\$ 10,213	\$ -		\$ 10,213
				POSSIBLE FUTURE TENANT NEEDS					\$ 162,610	\$ -		\$ 162,610
FY25 OA-RATF Lease Requirement						0			\$ 173,423	\$ -		\$ 173,423
STATE OWNED FACILITIES												
LEASE ID	STATE FACILITY	COUNTY	CITY	DIVISION	SPACE USE	SQ FT	CPSF	FTE	ANNUAL RENT	ANNUAL SERVICES	GENERAL REVENUE	FED OTHER
03902633	LANDERS-149 PARK CENTRAL SQ	GREENE	SPRINGFIELD	FEE OFFICE-ROOM 252	OFFICE	2,000	\$ 11.78		\$ 23,560			\$ 23,560
02601755-E	TRUMAN BLDG	COLE	JEFFERSON CITY	CERNER CORPORATION	CLINIC	2,112			\$ 14,911			\$ 14,911
				POSSIBLE FUTURE TENANT NEEDS					\$ 346,412			\$ 346,412
FY25 OA-RATF State Owned Requirement						4,112			\$ 385,383			\$ 385,383
INSTITUTIONAL FACILITIES												
LEASE ID	STATE FACILITY	COUNTY	CITY	DIVISION	SPACE USE	SQ FT	CPSF	FTE	ANNUAL RENT	ANNUAL SERVICES	GENERAL REVENUE	FED OTHER
06411710	1702 S FLORENCE ST	ADAIR	KIRKSVILLE	TRUMAN STATE UNIVERSITY	OFFICE	-	\$ -		\$ 6,000			\$ 6,000
00411759	VANDALIA CORRECTIONAL CTR	AUDRAIN	VANDALIA	ALLEN WRIGHT	LAND	-	\$ -		\$ 600			\$ 600
01111603	MO NATIONAL GUARD	BUCHANAN	ST JOSEPH	LAU FARMING, LLC	1111603	-	\$ -		\$ 1,275			\$ 1,275
01111831	NW PSYCHIATRIC REHAB CENTEF	BUCHANAN	ST JOSEPH	GAWATZ FARMS	LAND	-	\$ -		\$ 500			\$ 500
01411651	600 E 5TH ST - HEARNES BLDG D	CALLAWAY	FULTON	WILLIAM WOODS UNIVERSITY	OFFICE	-	\$ -		\$ 9,577			\$ 9,577
01411677	505 E 5TH ST - TRACK	CALLAWAY	FULTON	WILLIAM WOODS UNIVERSITY	TRACK	-	\$ -		\$ 1,500			\$ 1,500
01411680	505 E 5TH ST - POOL	CALLAWAY	FULTON	YMCA OF CALLAWAY COUNTY	POOL	-	\$ -		\$ 14,809			\$ 14,809
02602484	ALGOA CORRECTIONAL CENTER	COLE	JEFFERSON CITY	TRINKLEIN BROS FARMING ENT	LAND				\$ 30,000			\$ 30,000
02711733	BOONVILLE CORR CTR	COOPER	BOONVILLE	EK, LLC	LAND				\$ 500			\$ 500
03802467-A	DMH-ALBANY REGIONAL CTR	GENTRY	ALBANY	NW MO AREA AGENCY ON AGING	OFFICE				\$ 13,898			\$ 13,898
04811520	2600 E 12TH STREET	JACKSON	KANSAS CITY	DMH - NEW PROSPECTS BLDG	CLINIC	13,944	\$ 1.69		\$ 23,565			\$ 23,565
04811521	1000 E 24TH SREET	JACKSON	KANSAS CITY	DMH-CBM -- REDISCOVER	CLINIC	3,720	\$ 1.69		\$ 6,287			\$ 6,287
04811577	2911 HOLMES	JACKSON	KANSAS CITY	DMH/TRUMAN MEDICAL CENTER	CLINIC	3,333	\$ 6.43		\$ 21,431			\$ 21,431
04811578	2629 PEERY AVENUE	JACKSON	KANSAS CITY	DMH-PEERY APARTMENTS	GROUP HOME	17,864	\$ 1.30		\$ 23,223			\$ 23,223
04811579	2614 BENTON BLVD.	JACKSON	KANSAS CITY	SWOPE HEALTH SERVICES	CLINIC	3,333	\$ 6.43		\$ 21,431			\$ 21,431
04811667	2900 TRACY - KC GROUP HOME	JACKSON	KANSAS CITY	DMH/TRUMAN MEDICAL CENTER	OFFICE	3,333	\$ 6.43		\$ 21,431			\$ 21,431
04911519	3600 E NEWMAN ROAD	JASPER	JOPLIN	DMH-JOPLIN REG CTR - MSSU	OFFICE	13,481	\$ -		\$ 30,000			\$ 30,000
05411729	100 W FRIST STREET	LAFAYETTE	HIGGINSVILLE	DMH-HIGGINSVILLE HAB CENTER - E EDWARDS	LAND	-	\$ -		\$ 250			\$ 250
06811669	TIPTON CORRECTIONAL CENTER	MONITEAU	TIPTON	R GILMORE	LAND	-	\$ -		\$ 601			\$ 601
08002202	MO STATE FAIR GROUNDS	PETTIS	SEDALIA	FASTWYRE BROADBAND	LAND	2,500	\$ 4.16		\$ 10,400			\$ 10,400
10801909	901 OLIVE ST--CEDAR RIDGE STA	VERNON	NEVADA	DESE / NEVADA R-5	OFFICE	5,890	\$ 4.53		\$ 26,682			\$ 26,682
10811652	NEVEDA HABILITATION CENTER	VERNON	NEVADA	J D HARDIN	LAND	-	\$ -		\$ 1,200			\$ 1,200
08802560	MOBERLY CORRECTIONAL CTR	RANDOLPH	MOBERLY	DOC/LAND LEASE	LAND				\$ 3,300			\$ 3,300
08802561	MOBERLY CORRECTIONAL CTR	RANDOLPH	MOBERLY	DOC/LAND LEASE - J EMBREE	LAND				\$ 475			\$ 475
09111715	MONG ARMORY	RIPLEY	DONIPHAN	DONIPHAN R-1 SCHOOLS	BLDG/PARKING				\$ 3,670			\$ 3,670
11502423	BJH HEALTHCARE -- 5351 DELMAF	ST LOUIS CITY	ST LOUIS	DMH/ST. LOUIS METRO PYSCH	CLINIC	35,423	\$ 6.88		\$ 243,880			\$ 243,880
11502433	5300 ARSENAL, COTTAGE 3	ST LOUIS CITY	ST LOUIS	DMH/PLACES FOR PEOPLE	RESIDENTIAL	3,812	\$ 4.95		\$ 18,870			\$ 18,870
11502522	5300 ARSENAL, COTTAGE 1	ST LOUIS CITY	ST LOUIS	DMH/PLACES FOR PEOPLE	RESIDENTIAL	3,812	\$ 4.95		\$ 18,870			\$ 18,870
				POSSIBLE FUTURE TENANT NEEDS					\$ 414,995			\$ 414,995
OA-RATF Institutional Requirement						132,108			\$ 969,220			\$ 969,220
TOTAL FY25 OA-RATF REQUIREMENT									\$ 1,528,026			\$ 1,528,026

CORE DECISION ITEM

Statewide Real Estate Leasing Services

Budget Unit 980001B

-
CORE - HB 13 Real Estate - Elementary and Secondary Education

Bill Section 13.005

1. CORE FINANCIAL SUMMARY

	FY 2026 Department Request			
	GR	Federal	Other	Total
PS	0	0	0	0
EE	362,385	967,290	16,555	1,346,230
PSD	246,300	1,424,268	33,216	1,703,784
TRF	0	0	0	0
Total	608,685	2,391,558	49,771	3,050,014

FTE	0.00	0.00	0.00	0.00
-----	------	------	------	------

Est. Fringe	0	0	0	0
-------------	---	---	---	---

Note: Fringes budgeted in Appropriation Bill 5 except for certain fringes budgeted directly to MoDOT, Highway Patrol, and Conservation.

- Federal Funds: 1104:Vocational Rehabilitation Fund
 1105:Elementary and Secondary Education Federal and Othe
 1168:Child Care and Development Block Grant Federal Fund
 1188:Assistive Technology Federal
- Other Funds: 1559:Deaf Relay Service and Equipment Distribution Progra
 1889:Assistive Technology Loan Revolving Fund

	FY 2026 Governor's Recommended			
	GR	Federal	Other	Total
PS	0	0	0	0
EE	0	0	0	0
PSD	0	0	0	0
TRF	0	0	0	0
Total	0	0	0	0

FTE	0.00	0.00	0.00	0.00
-----	------	------	------	------

Est. Fringe	0	0	0	0
-------------	---	---	---	---

Note: Fringes budgeted in Appropriation Bill 5 except for certain fringes budgeted directly to MoDOT, Highway Patrol, and Conservation.

2. CORE DESCRIPTION

The Division of Facilities Management, Design & Construction (FMDC) is responsible for the oversight and management of approximately forty-one (41) lease contracts, totaling over one hundred seventy thousand (170,000) sq. ft. on behalf of the Department of Elementary & Secondary Education.

3. PROGRAM LISTING (list programs included in this core funding)

N/A

CORE DECISION ITEM

Statewide Real Estate Leasing Services

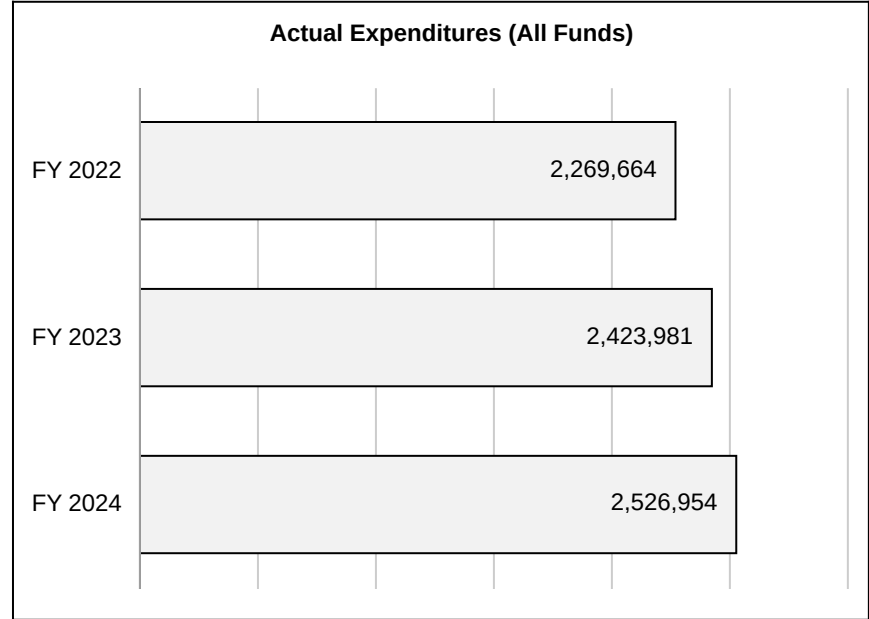
Budget Unit 980001B

-
CORE - HB 13 Real Estate - Elementary and Secondary Education

Bill Section 13.005

4. FINANCIAL HISTORY

	FY 2022	FY 2023	FY 2024	FY 2025
	Actual	Actual	Actual	Current Yr. as of 9/30/24
Appropriations (All Funds)	2,326,426	2,548,069	3,599,334	3,050,014
Less Reverted (All Funds)	(13,786)	(14,957)	(31,954)	(18,261)
Less Restricted (All Funds)*	0	0	0	0
Less Transfers Out	0	0	0	0
Plus Transfers In	0	0	0	0
Budget Authority (All Funds)	2,312,640	2,533,112	3,567,380	3,031,753
Actual Expenditures (all Fund)	2,269,664	2,423,981	2,526,954	N/A
Unexpended (All Funds)	42,976	109,131	1,040,426	N/A
Unexpended by Fund:				
General Revenue	(45,369)	7,464	510,033	N/A
Federal	81,138	93,665	515,284	N/A
Other	7,207	8,002	15,108	N/A



*Restricted amount is as of

Reverted includes the statutory three-percent reserve amount (when applicable).

Restricted includes any Governor's Expenditure Restrictions which remained at the end of the fiscal year (when applicable).

CORE DECISION ITEM

Statewide Real Estate Leasing Services

Budget Unit 980001B

-
CORE - HB 13 Real Estate - Elementary and Secondary Education

Bill Section 13.005

5. CORE RECONCILIATION DETAIL

	Budget Class	FTE	GR	FED	OTHER	TOTAL	Explanation
TAFP After VETOES							
	PS	0.00	0	0	0	0	
	EE	0.00	608,684	2,391,554	49,769	3,050,007	
	PD	0.00	1	4	2	7	
	TRF	0.00	0	0	0	0	
	Total	0.00	608,685	2,391,558	49,771	3,050,014	
One-Times							
	PS	0.00	0	0	0	0	
	EE	0.00	0	0	0	0	
	PD	0.00	0	0	0	0	
	TRF	0.00	0	0	0	0	
	Total	0.00	0	0	0	0	
FY 26 Beginning Core							
	PS	0.00	0	0	0	0	
	EE	0.00	608,684	2,391,554	49,769	3,050,007	
	PD	0.00	1	4	2	7	
	TRF	0.00	0	0	0	0	
	Total	0.00	608,685	2,391,558	49,771	3,050,014	
Department Request Adjustments							

CORE DECISION ITEM

Statewide Real Estate Leasing Services

Budget Unit 980001B

CORE - HB 13 Real Estate - Elementary and Secondary Education

Bill Section 13.005

			Budget Class	FTE	GR	FED	OTHER	TOTAL	Explanation
Core Reallocation	CRA.98B.002	11033	EE	0.00	(246,299)	0	0	(246,299)	Reallocation to align budget with planned expenditures and reduce the need for future flex within HB 13.
Core Reallocation	CRA.98B.002	11034	EE	0.00	0	(8,003)	0	(8,003)	Reallocation to align budget with planned expenditures and reduce the need for future flex within HB 13.
Core Reallocation	CRA.98B.002	11035	EE	0.00	0	(1,338,100)	0	(1,338,100)	Reallocation to align budget with planned expenditures and reduce the need for future flex within HB 13.
Core Reallocation	CRA.98B.002	11265	EE	0.00	0	(44,947)	0	(44,947)	Reallocation to align budget with planned expenditures and reduce the need for future flex within HB 13.
Core Reallocation	CRA.98B.002	12478	EE	0.00	0	0	(23,250)	(23,250)	Reallocation to align budget with planned expenditures and reduce the need for future flex within HB 13.
Core Reallocation	CRA.98B.002	12486	EE	0.00	0	(33,214)	0	(33,214)	Reallocation to align budget with planned expenditures and reduce the need for future flex within HB 13.
Core Reallocation	CRA.98B.002	16923	EE	0.00	0	0	(9,964)	(9,964)	Reallocation to align budget with planned expenditures and reduce the need for future flex within HB 13.
Core Reallocation	CRA.98B.005	11033	EE	0.00	0	0	0	0	Reallocation to align budget with planned expenditures and reduce the need for future flex within HB 13.
Core Reallocation	CRA.98B.002	11033	PD	0.00	246,299	0	0	246,299	Reallocation to align budget with planned expenditures and reduce the need for future flex within HB 13.
Core Reallocation	CRA.98B.002	11034	PD	0.00	0	8,003	0	8,003	Reallocation to align budget with planned expenditures and reduce the need for future flex within HB 13.
Core Reallocation	CRA.98B.002	11035	PD	0.00	0	1,338,100	0	1,338,100	Reallocation to align budget with planned expenditures and reduce the need for future flex within HB 13.
Core Reallocation	CRA.98B.002	11265	PD	0.00	0	44,947	0	44,947	Reallocation to align budget with planned expenditures and reduce the need for future flex within HB 13.
Core Reallocation	CRA.98B.002	12478	PD	0.00	0	0	23,250	23,250	Reallocation to align budget with planned expenditures and reduce the need for future flex within HB 13.
Core Reallocation	CRA.98B.002	12486	PD	0.00	0	33,214	0	33,214	Reallocation to align budget with planned expenditures and reduce the need for future flex within HB 13.
Core Reallocation	CRA.98B.002	16923	PD	0.00	0	0	9,964	9,964	Reallocation to align budget with planned expenditures and reduce the need for future flex within HB 13.
Net Department Request Adjustments				0.00	0	0	0	0	
Department Request Core									

CORE DECISION ITEM

Statewide Real Estate Leasing Services

Budget Unit 980001B

-
CORE - HB 13 Real Estate - Elementary and Secondary Education

Bill Section 13.005

Budget Class	FTE	GR	FED	OTHER	TOTAL	Explanation
PS	0.00	0	0	0	0	
EE	0.00	362,385	967,290	16,555	1,346,230	
PD	0.00	246,300	1,424,268	33,216	1,703,784	
TRF	0.00	0	0	0	0	
Total	0.00	608,685	2,391,558	49,771	3,050,014	

Governor's Recommended Core

PS	0.00	0	0	0	0	
EE	0.00	0	0	0	0	
PD	0.00	0	0	0	0	
TRF	0.00	0	0	0	0	
Total	0.00	0	0	0	0	

CORE DECISION ITEM

Statewide Real Estate Leasing Services

Budget Unit 980001B

-
CORE - HB 13 Real Estate - Elementary and Secondary Education

Bill Section 13.005

Summary of the Core by Expenditure Types

Account	FY24 Budget		FY24 Actual		FY25 Budget		FY25 Actual as of 9/30/24		FY26 DTREQ		FY26 GVREC	
	Dollars	FTE	Dollars	FTE	Dollars	FTE	Dollars	FTE	Dollars	FTE	Dollars	FTE
Fuel and Utilities	263,628	0.00	249,496	0.00	262,242	0.00	0	0.00	262,242	0.00	0	0.00
Supplies	203	0.00	7	0.00	203	0.00	0	0.00	204	0.00	0	0.00
Communications Services and Supplies	103	0.00	11	0.00	103	0.00	0	0.00	104	0.00	0	0.00
Professional Services	302	0.00	4,514	0.00	203	0.00	0	0.00	203	0.00	0	0.00
Housekeeping and Janitorial Services	449,230	0.00	291,123	0.00	449,107	0.00	0	0.00	449,107	0.00	0	0.00
Property and Improvements Expenses	459,607	0.00	0	0.00	2,107	0.00	0	0.00	2,107	0.00	0	0.00
Building Lease Payments Operating	2,426,261	0.00	278,027	0.00	2,336,042	0.00	153,798	0.00	632,263	0.00	0	0.00
Total EE	3,599,334	0.00	823,178	0.00	3,050,007	0.00	153,798	0.00	1,346,230	0.00	0	0.00
Debt Service Expenses	0	0.00	1,703,777	0.00	7	0.00	0	0.00	1,703,784	0.00	0	0.00
Total PSD	0	0.00	1,703,777	0.00	7	0.00	0	0.00	1,703,784	0.00	0	0.00
Grand Total	3,599,334	0.00	2,526,954	0.00	3,050,014	0.00	153,798	0.00	3,050,014	0.00	0	0.00

CORE DECISION ITEM

Statewide Real Estate Leasing Services

Budget Unit 980027B

-
CORE - HB 13 Real Estate - Elementary and Secondary Education

Bill Section 13.010

1. CORE FINANCIAL SUMMARY

	FY 2026 Department Request			
	GR	Federal	Other	Total
PS	0	0	0	0
EE	613,515	2,022,512	0	2,636,027
PSD	0	0	0	0
TRF	0	0	0	0
Total	613,515	2,022,512	0	2,636,027

FTE	0.00	0.00	0.00	0.00
------------	-------------	-------------	-------------	-------------

Est. Fringe	0	0	0	0
--------------------	---	---	---	---

Note: Fringes budgeted in Appropriation Bill 5 except for certain fringes budgeted directly to MoDOT, Highway Patrol, and Conservation.

Federal Funds: 1104:Vocational Rehabilitation Fund
 1105:Elementary and Secondary Education Federal and Othe
 1168:Child Care and Development Block Grant Federal Fund

	FY 2026 Governor's Recommended			
	GR	Federal	Other	Total
PS	0	0	0	0
EE	0	0	0	0
PSD	0	0	0	0
TRF	0	0	0	0
Total	0	0	0	0

FTE	0.00	0.00	0.00	0.00
------------	-------------	-------------	-------------	-------------

Est. Fringe	0	0	0	0
--------------------	---	---	---	---

Note: Fringes budgeted in Appropriation Bill 5 except for certain fringes budgeted directly to MoDOT, Highway Patrol, and Conservation.

2. CORE DESCRIPTION

The Division of Facilities Management, Design & Construction (FMDC) is responsible for the oversight and management of approximately two hundred twenty thousand (220,000) sq. ft. of state-owned space on behalf of the Department of Elementary & Secondary Education.

3. PROGRAM LISTING (list programs included in this core funding)

N/A

CORE DECISION ITEM

Statewide Real Estate Leasing Services

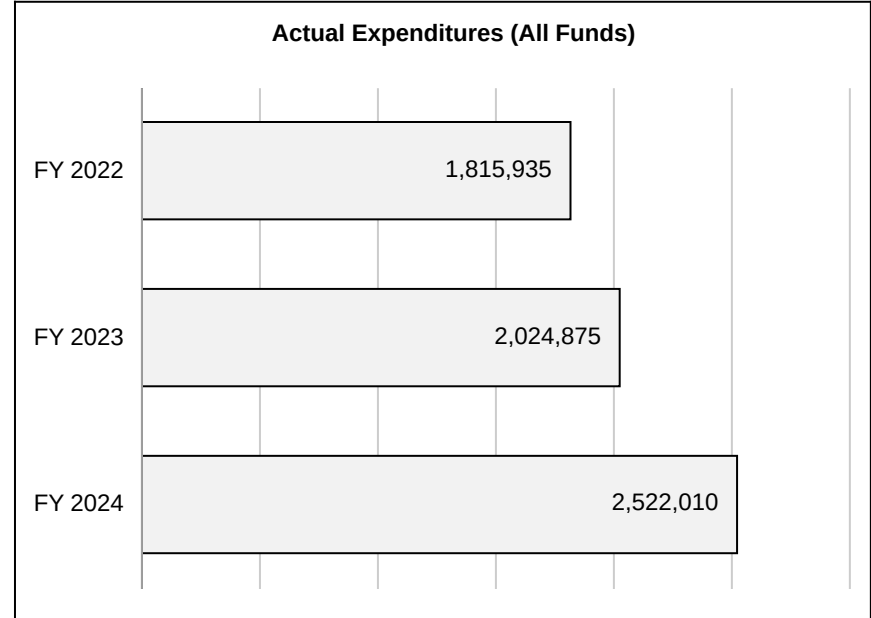
Budget Unit 980027B

-
CORE - HB 13 Real Estate - Elementary and Secondary Education

Bill Section 13.010

4. FINANCIAL HISTORY

	FY 2022	FY 2023	FY 2024	FY 2025
	Actual	Actual	Actual	Current Yr. as of 9/30/24
Appropriations (All Funds)	1,828,156	2,333,450	2,667,446	2,667,027
Less Reverted (All Funds)	(10,404)	(15,699)	(18,219)	(18,405)
Less Restricted (All Funds)*	0	0	0	0
Less Transfers Out	0	0	0	0
Plus Transfers In	0	0	82,836	0
Budget Authority (All Funds)	1,817,752	2,317,751	2,732,063	2,648,622
Actual Expenditures (all Fund)	1,815,935	2,024,875	2,522,010	N/A
Unexpended (All Funds)	1,817	292,876	210,053	N/A
Unexpended by Fund:				
General Revenue	(53,382)	141,967	65,299	N/A
Federal	55,199	150,909	144,754	N/A
Other	0	0	0	N/A



*Restricted amount is as of

Reverted includes the statutory three-percent reserve amount (when applicable).

Restricted includes any Governor's Expenditure Restrictions which remained at the end of the fiscal year (when applicable).

CORE DECISION ITEM

Statewide Real Estate Leasing Services

Budget Unit 980027B

-
CORE - HB 13 Real Estate - Elementary and Secondary Education

Bill Section 13.010

5. CORE RECONCILIATION DETAIL

	Budget Class	FTE	GR	FED	OTHER	TOTAL	Explanation
TAFP After VETOES							
	PS	0.00	0	0	0	0	
	EE	0.00	613,515	2,053,512	0	2,667,027	
	PD	0.00	0	0	0	0	
	TRF	0.00	0	0	0	0	
	Total	0.00	613,515	2,053,512	0	2,667,027	
One-Times							
	PS	0.00	0	0	0	0	
	EE	0.00	0	0	0	0	
	PD	0.00	0	0	0	0	
	TRF	0.00	0	0	0	0	
	Total	0.00	0	0	0	0	
FY 26 Beginning Core							
	PS	0.00	0	0	0	0	
	EE	0.00	613,515	2,053,512	0	2,667,027	
	PD	0.00	0	0	0	0	
	TRF	0.00	0	0	0	0	
	Total	0.00	613,515	2,053,512	0	2,667,027	
Department Request Adjustments							

CORE DECISION ITEM

Statewide Real Estate Leasing Services

Budget Unit 980027B

-

CORE - HB 13 Real Estate - Elementary and Secondary Education

Bill Section 13.010

			Budget Class	FTE	GR	FED	OTHER	TOTAL	Explanation
Core Reallocation	CRA.98B.003	11268	EE	0.00	0	5,000	0	5,000	Reallocation to align budget with planned expenditures and reduce the need for future flex in HB 13.
Core Reallocation	CRA.98B.003	17660	EE	0.00	0	(38,000)	0	(38,000)	Reallocation to align budget with planned expenditures and reduce the need for future flex in HB 13.
Core Reallocation	CRA.98B.003	17661	EE	0.00	0	2,000	0	2,000	Reallocation to align budget with planned expenditures and reduce the need for future flex in HB 13.
Net Department Request Adjustments				0.00	0	(31,000)	0	(31,000)	
Department Request Core									
			PS	0.00	0	0	0	0	
			EE	0.00	613,515	2,022,512	0	2,636,027	
			PD	0.00	0	0	0	0	
			TRF	0.00	0	0	0	0	
Total				0.00	613,515	2,022,512	0	2,636,027	
Governor's Recommended Core									
			PS	0.00	0	0	0	0	
			EE	0.00	0	0	0	0	
			PD	0.00	0	0	0	0	
			TRF	0.00	0	0	0	0	
Total				0.00	0	0	0	0	

CORE DECISION ITEM

Statewide Real Estate Leasing Services

Budget Unit 980027B

-
CORE - HB 13 Real Estate - Elementary and Secondary Education

Bill Section 13.010

Summary of the Core by Expenditure Types

Account	FY24 Budget		FY24 Actual		FY25 Budget		FY25 Actual as of 9/30/24		FY26 DTREQ		FY26 GVREC	
	Dollars	FTE	Dollars	FTE	Dollars	FTE	Dollars	FTE	Dollars	FTE	Dollars	FTE
Property and Improvements Expenses	13,380	0.00	0	0.00	13,380	0.00	0	0.00	13,380	0.00	0	0.00
Building Lease Payments Operating	2,654,066	0.00	2,522,010	0.00	2,653,647	0.00	0	0.00	2,622,647	0.00	0	0.00
Total EE	2,667,446	0.00	2,522,010	0.00	2,667,027	0.00	0	0.00	2,636,027	0.00	0	0.00
Grand Total	2,667,446	0.00	2,522,010	0.00	2,667,027	0.00	0	0.00	2,636,027	0.00	0	0.00

CORE DECISION ITEM

Statewide Real Estate Leasing Services

Budget Unit 980051B

-
CORE - HB 13 Real Estate - Elementary and Secondary Education

Bill Section 13.015

1. CORE FINANCIAL SUMMARY

	FY 2026 Department Request			
	GR	Federal	Other	Total
PS	0	0	0	0
EE	5,304,114	0	0	5,304,114
PSD	0	0	0	0
TRF	0	0	0	0
Total	5,304,114	0	0	5,304,114

FTE	0.00	0.00	0.00	0.00
------------	-------------	-------------	-------------	-------------

Est. Fringe	0	0	0	0
--------------------	---	---	---	---

Note: Fringes budgeted in Appropriation Bill 5 except for certain fringes budgeted directly to MoDOT, Highway Patrol, and Conservation.

	FY 2026 Governor's Recommended			
	GR	Federal	Other	Total
PS	0	0	0	0
EE	0	0	0	0
PSD	0	0	0	0
TRF	0	0	0	0
Total	0	0	0	0

FTE	0.00	0.00	0.00	0.00
------------	-------------	-------------	-------------	-------------

Est. Fringe	0	0	0	0
--------------------	---	---	---	---

Note: Fringes budgeted in Appropriation Bill 5 except for certain fringes budgeted directly to MoDOT, Highway Patrol, and Conservation.

2. CORE DESCRIPTION

The Division of Facilities Management, Design & Construction (FMDC) is responsible for the oversight and management of approximately one million one hundred thousand (1.1M) sq. ft. of institutional space on behalf of the Department of Elementary & Secondary Education.

3. PROGRAM LISTING (list programs included in this core funding)

N/A

CORE DECISION ITEM

Statewide Real Estate Leasing Services

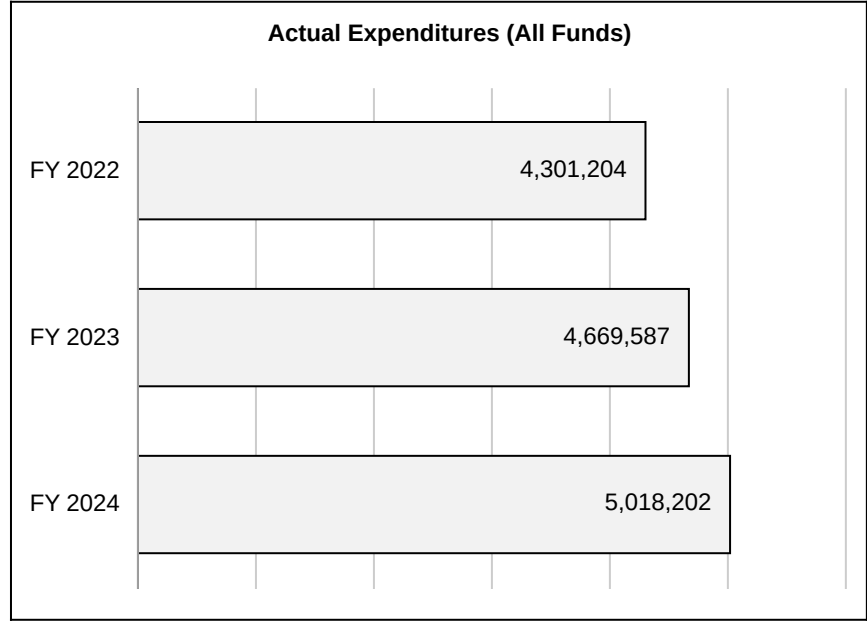
Budget Unit 980051B

-
CORE - HB 13 Real Estate - Elementary and Secondary Education

Bill Section 13.015

4. FINANCIAL HISTORY

	FY 2022	FY 2023	FY 2024	FY 2025
	Actual	Actual	Actual	Current Yr. as of 9/30/24
Appropriations (All Funds)	4,430,334	4,809,563	5,173,404	5,304,114
Less Reverted (All Funds)	(129,130)	(139,980)	(155,202)	(159,123)
Less Restricted (All Funds)*	0	0	0	0
Less Transfers Out	0	0	0	0
Plus Transfers In	0	0	0	0
Budget Authority (All Funds)	4,301,204	4,669,583	5,018,202	5,144,991
Actual Expenditures (all Fund)	4,301,204	4,669,587	5,018,202	N/A
Unexpended (All Funds)	0	(4)	0	N/A
Unexpended by Fund:				
General Revenue	0	(4)	0	N/A
Federal	0	0	0	N/A
Other	0	0	0	N/A



*Restricted amount is as of

Reverted includes the statutory three-percent reserve amount (when applicable).

Restricted includes any Governor's Expenditure Restrictions which remained at the end of the fiscal year (when applicable).

CORE DECISION ITEM

Statewide Real Estate Leasing Services

Budget Unit 980051B

-
CORE - HB 13 Real Estate - Elementary and Secondary Education

Bill Section 13.015

5. CORE RECONCILIATION DETAIL

	Budget Class	FTE	GR	FED	OTHER	TOTAL	Explanation
TAFP After VETOES							
	PS	0.00	0	0	0	0	
	EE	0.00	5,304,114	0	0	5,304,114	
	PD	0.00	0	0	0	0	
	TRF	0.00	0	0	0	0	
	Total	0.00	5,304,114	0	0	5,304,114	
One-Times							
	PS	0.00	0	0	0	0	
	EE	0.00	0	0	0	0	
	PD	0.00	0	0	0	0	
	TRF	0.00	0	0	0	0	
	Total	0.00	0	0	0	0	
FY 26 Beginning Core							
	PS	0.00	0	0	0	0	
	EE	0.00	5,304,114	0	0	5,304,114	
	PD	0.00	0	0	0	0	
	TRF	0.00	0	0	0	0	
	Total	0.00	5,304,114	0	0	5,304,114	
Department Request Adjustments							

CORE DECISION ITEM

Statewide Real Estate Leasing Services

Budget Unit 980051B

-
CORE - HB 13 Real Estate - Elementary and Secondary Education

Bill Section 13.015

	Budget Class	FTE	GR	FED	OTHER	TOTAL	Explanation
Net Department Request Adjustments		0.00	0	0	0	0	
Department Request Core							
	PS	0.00	0	0	0	0	
	EE	0.00	5,304,114	0	0	5,304,114	
	PD	0.00	0	0	0	0	
	TRF	0.00	0	0	0	0	
	Total	0.00	5,304,114	0	0	5,304,114	
Governor's Recommended Core							
	PS	0.00	0	0	0	0	
	EE	0.00	0	0	0	0	
	PD	0.00	0	0	0	0	
	TRF	0.00	0	0	0	0	
	Total	0.00	0	0	0	0	

CORE DECISION ITEM

Statewide Real Estate Leasing Services

Budget Unit 980051B

-
CORE - HB 13 Real Estate - Elementary and Secondary Education

Bill Section 13.015

Summary of the Core by Expenditure Types

Account	FY24 Budget		FY24 Actual		FY25 Budget		FY25 Actual as of 9/30/24		FY26 DTREQ		FY26 GVREC	
	Dollars	FTE	Dollars	FTE	Dollars	FTE	Dollars	FTE	Dollars	FTE	Dollars	FTE
Property and Improvements Expenses	47,846	0.00	0	0.00	47,846	0.00	0	0.00	47,846	0.00	0	0.00
Building Lease Payments Operating	5,125,558	0.00	5,018,202	0.00	5,256,268	0.00	2,057,996	0.00	5,256,268	0.00	0	0.00
Total EE	5,173,404	0.00	5,018,202	0.00	5,304,114	0.00	2,057,996	0.00	5,304,114	0.00	0	0.00
Grand Total	5,173,404	0.00	5,018,202	0.00	5,304,114	0.00	2,057,996	0.00	5,304,114	0.00	0	0.00

CORE DECISION ITEM

Statewide Real Estate Leasing Services

Budget Unit 980002B

CORE - HB 13 Real Estate - Higher Education and Workforce

Bill Section 13.005

1. CORE FINANCIAL SUMMARY

	FY 2026 Department Request			
	GR	Federal	Other	Total
PS	0	0	0	0
EE	0	1,113,741	39,462	1,153,203
PSD	0	540,717	240,001	780,718
TRF	0	0	0	0
Total	0	1,654,458	279,463	1,933,921

FTE **0.00** **0.00** **0.00** **0.00**

Est. Fringe	0	0	0	0
--------------------	---	---	---	---

Note: Fringes budgeted in Appropriation Bill 5 except for certain fringes budgeted directly to MoDOT, Highway Patrol, and Conservation.

Federal Funds: 1155:Job Development and Training Fund
 Other Funds: 1949:Special Employment Security Fund

	FY 2026 Governor's Recommended			
	GR	Federal	Other	Total
PS	0	0	0	0
EE	0	0	0	0
PSD	0	0	0	0
TRF	0	0	0	0
Total	0	0	0	0

FTE **0.00** **0.00** **0.00** **0.00**

Est. Fringe	0	0	0	0
--------------------	---	---	---	---

Note: Fringes budgeted in Appropriation Bill 5 except for certain fringes budgeted directly to MoDOT, Highway Patrol, and Conservation.

2. CORE DESCRIPTION

The Division of Facilities Management, Design & Construction (FMDC) is responsible for the oversight and management of approximately sixteen (16) lease contracts, totaling approximately seventy-five thousand (75,000) sq. ft. of space on behalf of the Department of Higher Education and Workforce Developemnt.

3. PROGRAM LISTING (list programs included in this core funding)

N/A

CORE DECISION ITEM

Statewide Real Estate Leasing Services


Budget Unit 980002B

CORE - HB 13 Real Estate - Higher Education and Workforce

Bill Section 13.005

4. FINANCIAL HISTORY

	FY 2022	FY 2023	FY 2024	FY 2025
	Actual	Actual	Actual	Current Yr. as of 9/30/24
Appropriations (All Funds)	1,499,972	1,627,391	1,918,933	1,918,921
Less Reverted (All Funds)	0	0	0	0
Less Restricted (All Funds)*	0	0	0	0
Less Transfers Out	0	0	(174,023)	0
Plus Transfers In	0	0	50	0
Budget Authority (All Funds)	1,499,972	1,627,391	1,744,960	1,918,921
Actual Expenditures (all Fund)	1,271,617	1,237,662	1,194,170	N/A
Unexpended (All Funds)	228,355	389,729	550,790	N/A
Unexpended by Fund:				
General Revenue	0	0	0	N/A
Federal	225,355	389,731	550,740	N/A
Other	3,000	(2)	50	N/A



*Restricted amount is as of

Reverted includes the statutory three-percent reserve amount (when applicable).

Restricted includes any Governor's Expenditure Restrictions which remained at the end of the fiscal year (when applicable).

CORE DECISION ITEM

Statewide Real Estate Leasing Services

Budget Unit 980002B

-
CORE - HB 13 Real Estate - Higher Education and Workforce

Bill Section 13.005

5. CORE RECONCILIATION DETAIL

	Budget Class	FTE	GR	FED	OTHER	TOTAL	Explanation
TAFP After VETOES							
	PS	0.00	0	0	0	0	
	EE	0.00	0	1,654,457	264,462	1,918,919	
	PD	0.00	0	1	1	2	
	TRF	0.00	0	0	0	0	
	Total	0.00	0	1,654,458	264,463	1,918,921	
One-Times							
	PS	0.00	0	0	0	0	
	EE	0.00	0	0	0	0	
	PD	0.00	0	0	0	0	
	TRF	0.00	0	0	0	0	
	Total	0.00	0	0	0	0	
FY 26 Beginning Core							
	PS	0.00	0	0	0	0	
	EE	0.00	0	1,654,457	264,462	1,918,919	
	PD	0.00	0	1	1	2	
	TRF	0.00	0	0	0	0	
	Total	0.00	0	1,654,458	264,463	1,918,921	
Department Request Adjustments							

CORE DECISION ITEM

Statewide Real Estate Leasing Services

Budget Unit 980002B

-

CORE - HB 13 Real Estate - Higher Education and Workforce

Bill Section 13.005

			Budget Class	FTE	GR	FED	OTHER	TOTAL	Explanation
Core Reallocation	CRA.98B.002	15620	EE	0.00	0	(540,716)	0	(540,716)	Reallocation to align budget with planned expenditures and reduce the need for future flex within HB 13.
Core Reallocation	CRA.98B.002	15621	EE	0.00	0	0	(240,000)	(240,000)	Reallocation to align budget with planned expenditures and reduce the need for future flex within HB 13.
Core Reallocation	CRA.98B.003	15621	EE	0.00	0	0	15,000	15,000	Reallocation to align budget with planned expenditures and reduce the need for future flex in HB 13.
Core Reallocation	CRA.98B.002	15620	PD	0.00	0	540,716	0	540,716	Reallocation to align budget with planned expenditures and reduce the need for future flex within HB 13.
Core Reallocation	CRA.98B.002	15621	PD	0.00	0	0	240,000	240,000	Reallocation to align budget with planned expenditures and reduce the need for future flex within HB 13.
Net Department Request Adjustments				0.00	0	0	15,000	15,000	
Department Request Core									
			PS	0.00	0	0	0	0	
			EE	0.00	0	1,113,741	39,462	1,153,203	
			PD	0.00	0	540,717	240,001	780,718	
			TRF	0.00	0	0	0	0	
			Total	0.00	0	1,654,458	279,463	1,933,921	
Governor's Recommended Core									
			PS	0.00	0	0	0	0	
			EE	0.00	0	0	0	0	
			PD	0.00	0	0	0	0	
			TRF	0.00	0	0	0	0	
			Total	0.00	0	0	0	0	

CORE DECISION ITEM

Statewide Real Estate Leasing Services

Budget Unit 980002B

-
CORE - HB 13 Real Estate - Higher Education and Workforce

Bill Section 13.005

Summary of the Core by Expenditure Types

Account	FY24 Budget		FY24 Actual		FY25 Budget		FY25 Actual as of 9/30/24		FY26 DTREQ		FY26 GVREC	
	Dollars	FTE	Dollars	FTE	Dollars	FTE	Dollars	FTE	Dollars	FTE	Dollars	FTE
Fuel and Utilities	67,175	0.00	79,337	0.00	65,407	0.00	0	0.00	65,407	0.00	0	0.00
Supplies	1	0.00	0	0.00	1	0.00	0	0.00	1	0.00	0	0.00
Communications Services and Supplies	101	0.00	0	0.00	101	0.00	0	0.00	101	0.00	0	0.00
Professional Services	101	0.00	293	0.00	1	0.00	0	0.00	1	0.00	0	0.00
Housekeeping and Janitorial Services	397,066	0.00	94,338	0.00	396,909	0.00	0	0.00	396,909	0.00	0	0.00
Property and Improvements Expenses	1,277	0.00	0	0.00	1,277	0.00	0	0.00	1,277	0.00	0	0.00
Building Lease Payments Operating	1,453,212	0.00	225,270	0.00	1,455,223	0.00	73,153	0.00	689,507	0.00	0	0.00
Total EE	1,918,933	0.00	399,238	0.00	1,918,919	0.00	73,153	0.00	1,153,203	0.00	0	0.00
Debt Service Expenses	0	0.00	794,932	0.00	2	0.00	0	0.00	780,718	0.00	0	0.00
Total PSD	0	0.00	794,932	0.00	2	0.00	0	0.00	780,718	0.00	0	0.00
Grand Total	1,918,933	0.00	1,194,170	0.00	1,918,921	0.00	73,153	0.00	1,933,921	0.00	0	0.00

CORE DECISION ITEM

Statewide Real Estate Leasing Services

Budget Unit 980028B

CORE - HB 13 Real Estate - Higher Education and Workforce

Bill Section 13.010

1. CORE FINANCIAL SUMMARY

	FY 2026 Department Request			
	GR	Federal	Other	Total
PS	0	0	0	0
EE	354,737	659,675	0	1,014,412
PSD	0	0	0	0
TRF	0	0	0	0
Total	354,737	659,675	0	1,014,412

FTE	0.00	0.00	0.00	0.00
------------	-------------	-------------	-------------	-------------

Est. Fringe	0	0	0	0
--------------------	---	---	---	---

Note: Fringes budgeted in Appropriation Bill 5 except for certain fringes budgeted directly to MoDOT, Highway Patrol, and Conservation.

Federal Funds: 1155:Job Development and Training Fund

	FY 2026 Governor's Recommended			
	GR	Federal	Other	Total
PS	0	0	0	0
EE	0	0	0	0
PSD	0	0	0	0
TRF	0	0	0	0
Total	0	0	0	0

FTE	0.00	0.00	0.00	0.00
------------	-------------	-------------	-------------	-------------

Est. Fringe	0	0	0	0
--------------------	---	---	---	---

Note: Fringes budgeted in Appropriation Bill 5 except for certain fringes budgeted directly to MoDOT, Highway Patrol, and Conservation.

2. CORE DESCRIPTION

The Division of Facilities Management, Design & Construction (FMDC) is responsible for the oversight and management of approximately ninety-two thousand (92,000) sq. ft. of state-owned property on behalf of the Department of Higher Education.

3. PROGRAM LISTING (list programs included in this core funding)

N/A

CORE DECISION ITEM

Statewide Real Estate Leasing Services

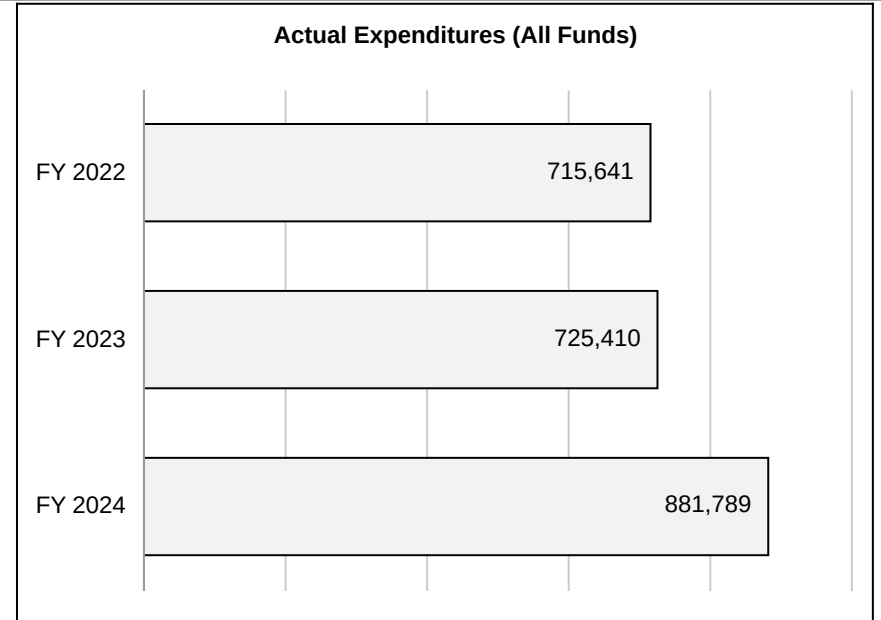
Budget Unit 980028B

CORE - HB 13 Real Estate - Higher Education and Workforce

Bill Section 13.010

4. FINANCIAL HISTORY

	FY 2022	FY 2023	FY 2024	FY 2025
	Actual	Actual	Actual	Current Yr. as of 9/30/24
Appropriations (All Funds)	693,209	902,187	1,000,865	1,014,412
Less Reverted (All Funds)	(5,391)	(10,308)	(10,535)	(10,642)
Less Restricted (All Funds)*	0	0	0	0
Less Transfers Out	0	0	0	0
Plus Transfers In	0	0	0	0
Budget Authority (All Funds)	687,818	891,879	990,330	1,003,770
Actual Expenditures (all Fund)	715,641	725,410	881,789	N/A
Unexpended (All Funds)	(27,823)	166,469	108,541	N/A
Unexpended by Fund:				
General Revenue	(11,536)	143,597	53,285	N/A
Federal	(16,287)	22,872	55,256	N/A
Other	0	0	0	N/A



*Restricted amount is as of

Reverted includes the statutory three-percent reserve amount (when applicable).

Restricted includes any Governor's Expenditure Restrictions which remained at the end of the fiscal year (when applicable).

CORE DECISION ITEM

Statewide Real Estate Leasing Services

Budget Unit 980028B

-
CORE - HB 13 Real Estate - Higher Education and Workforce

Bill Section 13.010

5. CORE RECONCILIATION DETAIL

	Budget Class	FTE	GR	FED	OTHER	TOTAL	Explanation
TAFP After VETOES							
	PS	0.00	0	0	0	0	
	EE	0.00	354,737	659,675	0	1,014,412	
	PD	0.00	0	0	0	0	
	TRF	0.00	0	0	0	0	
	Total	0.00	354,737	659,675	0	1,014,412	
One-Times							
	PS	0.00	0	0	0	0	
	EE	0.00	0	0	0	0	
	PD	0.00	0	0	0	0	
	TRF	0.00	0	0	0	0	
	Total	0.00	0	0	0	0	
FY 26 Beginning Core							
	PS	0.00	0	0	0	0	
	EE	0.00	354,737	659,675	0	1,014,412	
	PD	0.00	0	0	0	0	
	TRF	0.00	0	0	0	0	
	Total	0.00	354,737	659,675	0	1,014,412	
Department Request Adjustments							

CORE DECISION ITEM

Statewide Real Estate Leasing Services

Budget Unit 980028B

-
CORE - HB 13 Real Estate - Higher Education and Workforce

Bill Section 13.010

	Budget Class	FTE	GR	FED	OTHER	TOTAL	Explanation
Net Department Request Adjustments		0.00	0	0	0	0	
Department Request Core							
	PS	0.00	0	0	0	0	
	EE	0.00	354,737	659,675	0	1,014,412	
	PD	0.00	0	0	0	0	
	TRF	0.00	0	0	0	0	
	Total	0.00	354,737	659,675	0	1,014,412	
Governor's Recommended Core							
	PS	0.00	0	0	0	0	
	EE	0.00	0	0	0	0	
	PD	0.00	0	0	0	0	
	TRF	0.00	0	0	0	0	
	Total	0.00	0	0	0	0	

CORE DECISION ITEM

Statewide Real Estate Leasing Services

Budget Unit 980028B

-
CORE - HB 13 Real Estate - Higher Education and Workforce

Bill Section 13.010

Summary of the Core by Expenditure Types

Account	FY24 Budget		FY24 Actual		FY25 Budget		FY25 Actual as of 9/30/24		FY26 DTREQ		FY26 GVREC	
	Dollars	FTE	Dollars	FTE	Dollars	FTE	Dollars	FTE	Dollars	FTE	Dollars	FTE
Property and Improvements Expenses	7,319	0.00	0	0.00	7,319	0.00	0	0.00	7,319	0.00	0	0.00
Building Lease Payments Operating	993,546	0.00	881,789	0.00	1,007,093	0.00	0	0.00	1,007,093	0.00	0	0.00
Total EE	1,000,865	0.00	881,789	0.00	1,014,412	0.00	0	0.00	1,014,412	0.00	0	0.00
Grand Total	1,000,865	0.00	881,789	0.00	1,014,412	0.00	0	0.00	1,014,412	0.00	0	0.00

CORE DECISION ITEM

Statewide Real Estate Leasing Services

Budget Unit 980003B

-
CORE - HB 13 Real Estate - Revenue and Tax Commission

Bill Section 13.005

1. CORE FINANCIAL SUMMARY

	FY 2026 Department Request			
	GR	Federal	Other	Total
PS	0	0	0	0
EE	442,473	0	0	442,473
PSD	269,627	0	0	269,627
TRF	0	0	0	0
Total	712,100	0	0	712,100

FTE	0.00	0.00	0.00	0.00
------------	-------------	-------------	-------------	-------------

Est. Fringe	0	0	0	0
--------------------	---	---	---	---

Note: Fringes budgeted in Appropriation Bill 5 except for certain fringes budgeted directly to MoDOT, Highway Patrol, and Conservation.

	FY 2026 Governor's Recommended			
	GR	Federal	Other	Total
PS	0	0	0	0
EE	0	0	0	0
PSD	0	0	0	0
TRF	0	0	0	0
Total	0	0	0	0

FTE	0.00	0.00	0.00	0.00
------------	-------------	-------------	-------------	-------------

Est. Fringe	0	0	0	0
--------------------	---	---	---	---

Note: Fringes budgeted in Appropriation Bill 5 except for certain fringes budgeted directly to MoDOT, Highway Patrol, and Conservation.

2. CORE DESCRIPTION

The Division of Facilities Management, Design & Construction (FMDC) is responsible for the oversight and management of approximately thirteen (13) lease contracts, totaling over twenty-seven thousand (27,000) sq. ft. of space on behalf of the Department of Revenue & Tax Commission.

3. PROGRAM LISTING (list programs included in this core funding)

N/A

CORE DECISION ITEM

Statewide Real Estate Leasing Services

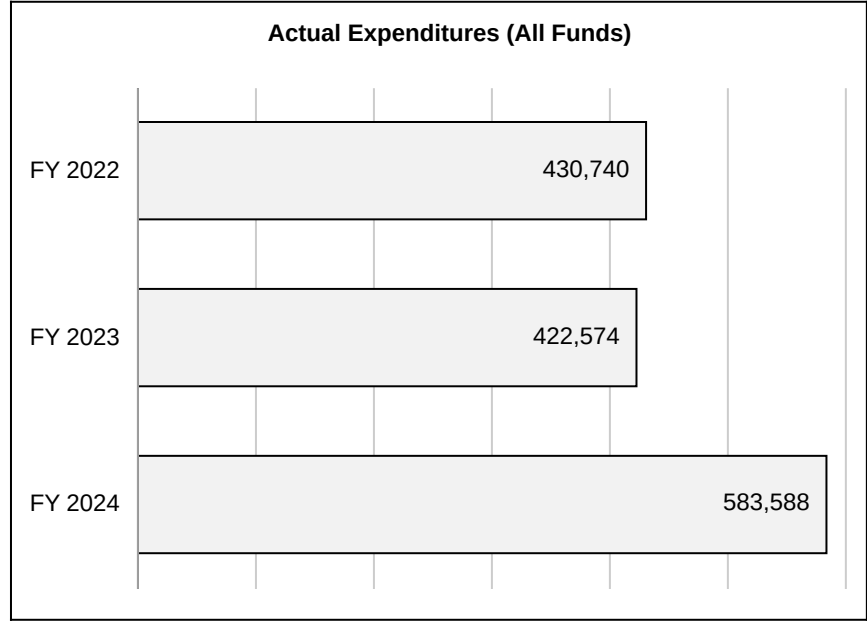
Budget Unit 980003B

-
CORE - HB 13 Real Estate - Revenue and Tax Commission

Bill Section 13.005

4. FINANCIAL HISTORY

	FY 2022	FY 2023	FY 2024	FY 2025
	Actual	Actual	Actual	Current Yr. as of 9/30/24
Appropriations (All Funds)	457,140	495,930	604,300	604,888
Less Reverted (All Funds)	(13,714)	(14,878)	(18,129)	(18,147)
Less Restricted (All Funds)*	0	0	0	0
Less Transfers Out	0	0	0	0
Plus Transfers In	0	0	0	0
Budget Authority (All Funds)	443,426	481,052	586,171	586,741
Actual Expenditures (all Fund)	430,740	422,574	583,588	N/A
Unexpended (All Funds)	12,686	58,478	2,583	N/A
Unexpended by Fund:				
General Revenue	12,686	58,478	2,583	N/A
Federal	0	0	0	N/A
Other	0	0	0	N/A



*Restricted amount is as of

Reverted includes the statutory three-percent reserve amount (when applicable).

Restricted includes any Governor's Expenditure Restrictions which remained at the end of the fiscal year (when applicable).

CORE DECISION ITEM

Statewide Real Estate Leasing Services

Budget Unit 980003B

-
CORE - HB 13 Real Estate - Revenue and Tax Commission

Bill Section 13.005

5. CORE RECONCILIATION DETAIL

	Budget Class	FTE	GR	FED	OTHER	TOTAL	Explanation
TAFP After VETOES							
	PS	0.00	0	0	0	0	
	EE	0.00	604,887	0	0	604,887	
	PD	0.00	1	0	0	1	
	TRF	0.00	0	0	0	0	
	Total	0.00	604,888	0	0	604,888	
One-Times							
	PS	0.00	0	0	0	0	
	EE	0.00	0	0	0	0	
	PD	0.00	0	0	0	0	
	TRF	0.00	0	0	0	0	
	Total	0.00	0	0	0	0	
FY 26 Beginning Core							
	PS	0.00	0	0	0	0	
	EE	0.00	604,887	0	0	604,887	
	PD	0.00	1	0	0	1	
	TRF	0.00	0	0	0	0	
	Total	0.00	604,888	0	0	604,888	
Department Request Adjustments							

CORE DECISION ITEM

Statewide Real Estate Leasing Services

Budget Unit 980003B

-
CORE - HB 13 Real Estate - Revenue and Tax Commission

Bill Section 13.005

			Budget Class	FTE	GR	FED	OTHER	TOTAL	Explanation
Core Reallocation	CRA.98B.002	16090	EE	0.00	(269,626)	0	0	(269,626)	Reallocation to align budget with planned expenditures and reduce the need for future flex within HB 13.
Core Reallocation	CRA.98B.003	16090	EE	0.00	107,212	0	0	107,212	Reallocation to align budget with planned expenditures and reduce the need for future flex in HB 13.
Core Reallocation	CRA.98B.005	16090	EE	0.00	0	0	0	0	Reallocation to align budget with planned expenditures and reduce the need for future flex within HB 13.
Core Reallocation	CRA.98B.002	16090	PD	0.00	269,626	0	0	269,626	Reallocation to align budget with planned expenditures and reduce the need for future flex within HB 13.
Net Department Request Adjustments				0.00	107,212	0	0	107,212	
Department Request Core									
			PS	0.00	0	0	0	0	
			EE	0.00	442,473	0	0	442,473	
			PD	0.00	269,627	0	0	269,627	
			TRF	0.00	0	0	0	0	
Total				0.00	712,100	0	0	712,100	
Governor's Recommended Core									
			PS	0.00	0	0	0	0	
			EE	0.00	0	0	0	0	
			PD	0.00	0	0	0	0	
			TRF	0.00	0	0	0	0	
Total				0.00	0	0	0	0	

CORE DECISION ITEM

Statewide Real Estate Leasing Services

Budget Unit 980003B

-
CORE - HB 13 Real Estate - Revenue and Tax Commission

Bill Section 13.005

Summary of the Core by Expenditure Types

Account	FY24 Budget		FY24 Actual		FY25 Budget		FY25 Actual as of 9/30/24		FY26 DTREQ		FY26 GVREC	
	Dollars	FTE	Dollars	FTE	Dollars	FTE	Dollars	FTE	Dollars	FTE	Dollars	FTE
Fuel and Utilities	18,929	0.00	20,268	0.00	18,929	0.00	0	0.00	18,929	0.00	0	0.00
Supplies	100	0.00	0	0.00	100	0.00	0	0.00	101	0.00	0	0.00
Communications Services and Supplies	100	0.00	0	0.00	100	0.00	0	0.00	100	0.00	0	0.00
Professional Services	100	0.00	48	0.00	100	0.00	0	0.00	101	0.00	0	0.00
Housekeeping and Janitorial Services	50,053	0.00	12,034	0.00	50,053	0.00	0	0.00	50,053	0.00	0	0.00
Property and Improvements Expenses	280	0.00	0	0.00	280	0.00	0	0.00	280	0.00	0	0.00
Building Lease Payments Operating	534,738	0.00	281,612	0.00	535,325	0.00	31,680	0.00	372,909	0.00	0	0.00
Total EE	604,300	0.00	313,962	0.00	604,887	0.00	31,680	0.00	442,473	0.00	0	0.00
Debt Service Expenses	0	0.00	269,626	0.00	1	0.00	0	0.00	269,627	0.00	0	0.00
Total PSD	0	0.00	269,626	0.00	1	0.00	0	0.00	269,627	0.00	0	0.00
Grand Total	604,300	0.00	583,588	0.00	604,888	0.00	31,680	0.00	712,100	0.00	0	0.00

CORE DECISION ITEM

Statewide Real Estate Leasing Services

Budget Unit 980029B

-
CORE - HB 13 Real Estate - Revenue and Tax Commission

Bill Section 13.010

1. CORE FINANCIAL SUMMARY

	FY 2026 Department Request			
	GR	Federal	Other	Total
PS	0	0	0	0
EE	2,717,113	0	0	2,717,113
PSD	0	0	0	0
TRF	0	0	0	0
Total	2,717,113	0	0	2,717,113

FTE	0.00	0.00	0.00	0.00
------------	-------------	-------------	-------------	-------------

Est. Fringe	0	0	0	0
--------------------	---	---	---	---

Note: Fringes budgeted in Appropriation Bill 5 except for certain fringes budgeted directly to MoDOT, Highway Patrol, and Conservation.

	FY 2026 Governor's Recommended			
	GR	Federal	Other	Total
PS	0	0	0	0
EE	0	0	0	0
PSD	0	0	0	0
TRF	0	0	0	0
Total	0	0	0	0

FTE	0.00	0.00	0.00	0.00
------------	-------------	-------------	-------------	-------------

Est. Fringe	0	0	0	0
--------------------	---	---	---	---

Note: Fringes budgeted in Appropriation Bill 5 except for certain fringes budgeted directly to MoDOT, Highway Patrol, and Conservation.

2. CORE DESCRIPTION

The Division of Facilities Management, Design & Construction (FMDC) is responsible for the oversight and management of approximately two hundred eighty-four thousand (284,000) sq. ft. of state-owned space on behalf of the Department of Revenue & Tax Commission.

3. PROGRAM LISTING (list programs included in this core funding)

N/A

CORE DECISION ITEM

Statewide Real Estate Leasing Services

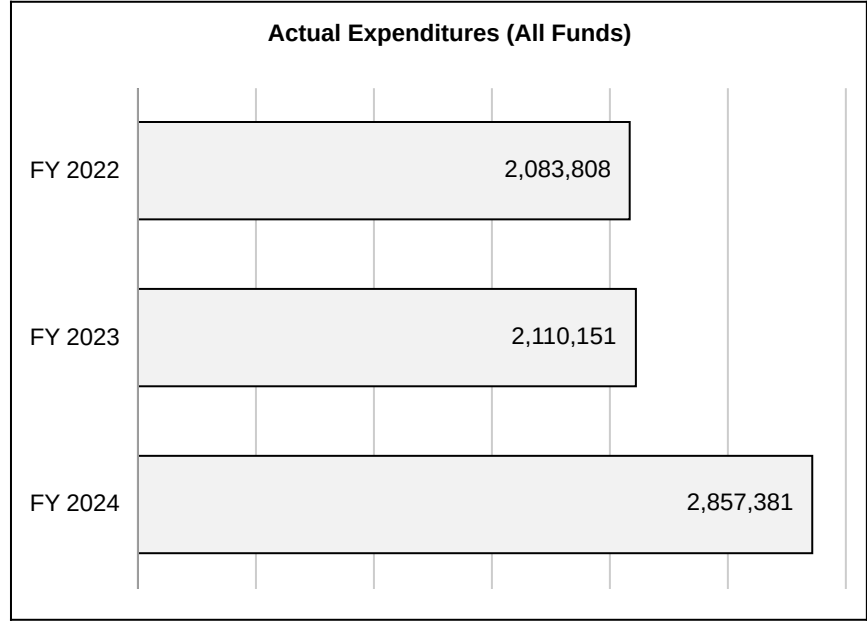
Budget Unit 980029B

CORE - HB 13 Real Estate - Revenue and Tax Commission

Bill Section 13.010

4. FINANCIAL HISTORY

	FY 2022	FY 2023	FY 2024	FY 2025
	Actual	Actual	Actual	Current Yr. as of 9/30/24
Appropriations (All Funds)	1,949,136	2,203,869	2,686,689	2,714,325
Less Reverted (All Funds)	(56,842)	(64,143)	(80,601)	(81,430)
Less Restricted (All Funds)*	0	0	0	0
Less Transfers Out	0	0	0	0
Plus Transfers In	0	0	251,293	0
Budget Authority (All Funds)	1,892,294	2,139,726	2,857,381	2,632,895
Actual Expenditures (all Fund)	2,083,808	2,110,151	2,857,381	N/A
Unexpended (All Funds)	(191,514)	29,575	0	N/A
Unexpended by Fund:				
General Revenue	(191,514)	29,575	0	N/A
Federal	0	0	0	N/A
Other	0	0	0	N/A



*Restricted amount is as of

Reverted includes the statutory three-percent reserve amount (when applicable).

Restricted includes any Governor's Expenditure Restrictions which remained at the end of the fiscal year (when applicable).

CORE DECISION ITEM

Statewide Real Estate Leasing Services

Budget Unit 980029B

-
CORE - HB 13 Real Estate - Revenue and Tax Commission

Bill Section 13.010

5. CORE RECONCILIATION DETAIL

	Budget Class	FTE	GR	FED	OTHER	TOTAL	Explanation
TAFP After VETOES							
	PS	0.00	0	0	0	0	
	EE	0.00	2,714,325	0	0	2,714,325	
	PD	0.00	0	0	0	0	
	TRF	0.00	0	0	0	0	
	Total	0.00	2,714,325	0	0	2,714,325	
One-Times							
	PS	0.00	0	0	0	0	
	EE	0.00	0	0	0	0	
	PD	0.00	0	0	0	0	
	TRF	0.00	0	0	0	0	
	Total	0.00	0	0	0	0	
FY 26 Beginning Core							
	PS	0.00	0	0	0	0	
	EE	0.00	2,714,325	0	0	2,714,325	
	PD	0.00	0	0	0	0	
	TRF	0.00	0	0	0	0	
	Total	0.00	2,714,325	0	0	2,714,325	
Department Request Adjustments							

CORE DECISION ITEM

Statewide Real Estate Leasing Services

Budget Unit 980029B

-
CORE - HB 13 Real Estate - Revenue and Tax Commission

Bill Section 13.010

			Budget Class	FTE	GR	FED	OTHER	TOTAL	Explanation
Core Reallocation	CRA.98B.003	17666	EE	0.00	2,788	0	0	2,788	Reallocation to align budget with planned expenditures and reduce the need for future flex in HB 13.
Net Department Request Adjustments				0.00	2,788	0	0	2,788	
Department Request Core									
			PS	0.00	0	0	0	0	
			EE	0.00	2,717,113	0	0	2,717,113	
			PD	0.00	0	0	0	0	
			TRF	0.00	0	0	0	0	
			Total	0.00	2,717,113	0	0	2,717,113	
Governor's Recommended Core									
			PS	0.00	0	0	0	0	
			EE	0.00	0	0	0	0	
			PD	0.00	0	0	0	0	
			TRF	0.00	0	0	0	0	
			Total	0.00	0	0	0	0	

CORE DECISION ITEM

Statewide Real Estate Leasing Services

Budget Unit 980029B

-
CORE - HB 13 Real Estate - Revenue and Tax Commission

Bill Section 13.010

Summary of the Core by Expenditure Types

Account	FY24 Budget		FY24 Actual		FY25 Budget		FY25 Actual as of 9/30/24		FY26 DTREQ		FY26 GVREC	
	Dollars	FTE	Dollars	FTE	Dollars	FTE	Dollars	FTE	Dollars	FTE	Dollars	FTE
Property and Improvements Expenses	100	0.00	0	0.00	100	0.00	0	0.00	100	0.00	0	0.00
Building Lease Payments Operating	2,686,589	0.00	2,857,381	0.00	2,714,225	0.00	0	0.00	2,717,013	0.00	0	0.00
Total EE	2,686,689	0.00	2,857,381	0.00	2,714,325	0.00	0	0.00	2,717,113	0.00	0	0.00
Grand Total	2,686,689	0.00	2,857,381	0.00	2,714,325	0.00	0	0.00	2,717,113	0.00	0	0.00

CORE DECISION ITEM

Statewide Real Estate Leasing Services
 Missouri Lottery
 CORE - HB 13 Real Estate - Revenue

Budget Unit 980004B
 Bill Section 13.005

1. CORE FINANCIAL SUMMARY

	FY 2026 Department Request			
	GR	Federal	Other	Total
PS	0	0	0	0
EE	0	0	233,271	233,271
PSD	0	0	324,001	324,001
TRF	0	0	0	0
Total	0	0	557,272	557,272

FTE **0.00** **0.00** **0.00** **0.00**

Est. Fringe	0	0	0	0
--------------------	---	---	---	---

Note: Fringes budgeted in Appropriation Bill 5 except for certain fringes budgeted directly to MoDOT, Highway Patrol, and Conservation.

Other Funds: 1657:Lottery Enterprise Fund

	FY 2026 Governor's Recommended			
	GR	Federal	Other	Total
PS	0	0	0	0
EE	0	0	0	0
PSD	0	0	0	0
TRF	0	0	0	0
Total	0	0	0	0

FTE **0.00** **0.00** **0.00** **0.00**

Est. Fringe	0	0	0	0
--------------------	---	---	---	---

Note: Fringes budgeted in Appropriation Bill 5 except for certain fringes budgeted directly to MoDOT, Highway Patrol, and Conservation.

2. CORE DESCRIPTION

The Division of Facilities Management, Design & Construction (FMDC) is responsible for the oversight and management of approximately four (4) lease contracts, totaling over twenty-six thousand (26,000) sq. ft. of space on behalf of the Department of Revenue, Division of Lottery.

3. PROGRAM LISTING (list programs included in this core funding)

N/A

CORE DECISION ITEM


Statewide Real Estate Leasing Services
Missouri Lottery
CORE - HB 13 Real Estate - Revenue

Budget Unit 980004B

Bill Section 13.005

4. FINANCIAL HISTORY

	FY 2022	FY 2023	FY 2024	FY 2025
	Actual	Actual	Actual	Current Yr. as of 9/30/24
Appropriations (All Funds)	432,511	469,310	556,731	557,272
Less Reverted (All Funds)	0	0	0	0
Less Restricted (All Funds)*	0	0	0	0
Less Transfers Out	0	0	0	0
Plus Transfers In	0	0	0	0
Budget Authority (All Funds)	432,511	469,310	556,731	557,272
Actual Expenditures (all Fund)	409,100	423,944	412,749	N/A
Unexpended (All Funds)	23,411	45,366	143,982	N/A
Unexpended by Fund:				
General Revenue	0	0	0	N/A
Federal	0	0	0	N/A
Other	23,411	45,366	143,982	N/A



*Restricted amount is as of

Reverted includes the statutory three-percent reserve amount (when applicable).

Restricted includes any Governor's Expenditure Restrictions which remained at the end of the fiscal year (when applicable).

CORE DECISION ITEM

Statewide Real Estate Leasing Services
 Missouri Lottery
 CORE - HB 13 Real Estate - Revenue

Budget Unit 980004B

Bill Section 13.005

5. CORE RECONCILIATION DETAIL

	Budget Class	FTE	GR	FED	OTHER	TOTAL	Explanation
TAFP After VETOES							
	PS	0.00	0	0	0	0	
	EE	0.00	0	0	557,271	557,271	
	PD	0.00	0	0	1	1	
	TRF	0.00	0	0	0	0	
	Total	0.00	0	0	557,272	557,272	
One-Times							
	PS	0.00	0	0	0	0	
	EE	0.00	0	0	0	0	
	PD	0.00	0	0	0	0	
	TRF	0.00	0	0	0	0	
	Total	0.00	0	0	0	0	
FY 26 Beginning Core							
	PS	0.00	0	0	0	0	
	EE	0.00	0	0	557,271	557,271	
	PD	0.00	0	0	1	1	
	TRF	0.00	0	0	0	0	
	Total	0.00	0	0	557,272	557,272	
Department Request Adjustments							

CORE DECISION ITEM

Statewide Real Estate Leasing Services
 Missouri Lottery
 CORE - HB 13 Real Estate - Revenue

Budget Unit 980004B

Bill Section 13.005

			Budget Class	FTE	GR	FED	OTHER	TOTAL	Explanation
Core Reallocation	CRA.98B.002	13307	EE	0.00	0	0	(324,000)	(324,000)	Reallocation to align budget with planned expenditures and reduce the need for future flex within HB 13.
Core Reallocation	CRA.98B.002	13307	PD	0.00	0	0	324,000	324,000	Reallocation to align budget with planned expenditures and reduce the need for future flex within HB 13.
Net Department Request Adjustments				0.00	0	0	0	0	
Department Request Core									
			PS	0.00	0	0	0	0	
			EE	0.00	0	0	233,271	233,271	
			PD	0.00	0	0	324,001	324,001	
			TRF	0.00	0	0	0	0	
			Total	0.00	0	0	557,272	557,272	
Governor's Recommended Core									
			PS	0.00	0	0	0	0	
			EE	0.00	0	0	0	0	
			PD	0.00	0	0	0	0	
			TRF	0.00	0	0	0	0	
			Total	0.00	0	0	0	0	

CORE DECISION ITEM

Statewide Real Estate Leasing Services
 Missouri Lottery
 CORE - HB 13 Real Estate - Revenue

Budget Unit 980004B

Bill Section 13.005

Summary of the Core by Expenditure Types

Account	FY24 Budget		FY24 Actual		FY25 Budget		FY25 Actual as of 9/30/24		FY26 DTREQ		FY26 GVREC	
	Dollars	FTE	Dollars	FTE	Dollars	FTE	Dollars	FTE	Dollars	FTE	Dollars	FTE
Fuel and Utilities	51,056	0.00	41,948	0.00	51,056	0.00	0	0.00	51,056	0.00	0	0.00
Supplies	1	0.00	0	0.00	1	0.00	0	0.00	1	0.00	0	0.00
Communications Services and Supplies	1	0.00	0	0.00	1	0.00	0	0.00	1	0.00	0	0.00
Professional Services	100	0.00	0	0.00	100	0.00	0	0.00	100	0.00	0	0.00
Housekeeping and Janitorial Services	64,550	0.00	23,045	0.00	64,550	0.00	0	0.00	64,550	0.00	0	0.00
Property and Improvements Expenses	316	0.00	0	0.00	316	0.00	0	0.00	316	0.00	0	0.00
Building Lease Payments Operating	440,707	0.00	23,756	0.00	441,247	0.00	29,569	0.00	117,247	0.00	0	0.00
Total EE	556,731	0.00	88,749	0.00	557,271	0.00	29,569	0.00	233,271	0.00	0	0.00
Debt Service Expenses	0	0.00	324,000	0.00	1	0.00	0	0.00	324,001	0.00	0	0.00
Total PSD	0	0.00	324,000	0.00	1	0.00	0	0.00	324,001	0.00	0	0.00
Grand Total	556,731	0.00	412,749	0.00	557,272	0.00	29,569	0.00	557,272	0.00	0	0.00

CORE DECISION ITEM

Statewide Real Estate Leasing Services

Budget Unit 980005B

-
CORE - HB 13 Real Estate - Office of Administration

Bill Section 13.005

1. CORE FINANCIAL SUMMARY

	FY 2026 Department Request			
	GR	Federal	Other	Total
PS	0	0	0	0
EE	612,153	0	756,296	1,368,449
PSD	423,640	0	211,997	635,637
TRF	0	0	0	0
Total	1,035,793	0	968,293	2,004,086

FTE	0.00	0.00	0.00	0.00
------------	-------------	-------------	-------------	-------------

Est. Fringe	0	0	0	0
--------------------	---	---	---	---

Note: Fringes budgeted in Appropriation Bill 5 except for certain fringes budgeted directly to MoDOT, Highway Patrol, and Conservation.

Other Funds: 1501:State Facility Maintenance and Operation Fund
1505:Office of Administration Revolving Administrative Trust

	FY 2026 Governor's Recommended			
	GR	Federal	Other	Total
PS	0	0	0	0
EE	0	0	0	0
PSD	0	0	0	0
TRF	0	0	0	0
Total	0	0	0	0

FTE	0.00	0.00	0.00	0.00
------------	-------------	-------------	-------------	-------------

Est. Fringe	0	0	0	0
--------------------	---	---	---	---

Note: Fringes budgeted in Appropriation Bill 5 except for certain fringes budgeted directly to MoDOT, Highway Patrol, and Conservation.

2. CORE DESCRIPTION

The Division of Facilities Management, Design & Construction (FMDC) is responsible for the oversight and management of approximately thirty-one (31) lease contracts, totaling nearly sixty-one thousand (61,000) sq. ft. of space on behalf of the Office of Administration.

3. PROGRAM LISTING (list programs included in this core funding)

N/A

CORE DECISION ITEM

Statewide Real Estate Leasing Services

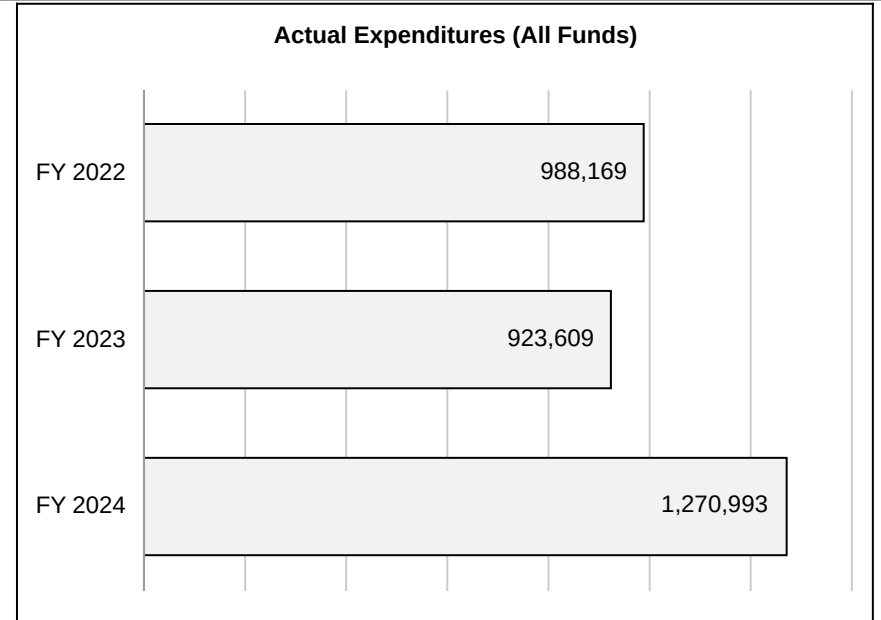
Budget Unit 980005B

-
CORE - HB 13 Real Estate - Office of Administration

Bill Section 13.005

4. FINANCIAL HISTORY

	FY 2022	FY 2023	FY 2024	FY 2025
	Actual	Actual	Actual	Current Yr. as of 9/30/24
Appropriations (All Funds)	985,247	1,321,539	2,147,738	2,004,086
Less Reverted (All Funds)	(15,881)	(15,957)	(44,922)	(31,074)
Less Restricted (All Funds)*	0	0	0	0
Less Transfers Out	0	0	0	0
Plus Transfers In	0	0	40,000	0
Budget Authority (All Funds)	969,366	1,305,582	2,142,816	1,973,012
Actual Expenditures (all Fund)	988,169	923,609	1,270,993	N/A
Unexpended (All Funds)	(18,803)	381,973	871,823	N/A
Unexpended by Fund:				
General Revenue	(14,910)	376,537	565,458	N/A
Federal	0	0	0	N/A
Other	(3,893)	5,436	306,365	N/A



*Restricted amount is as of

Reverted includes the statutory three-percent reserve amount (when applicable).

Restricted includes any Governor's Expenditure Restrictions which remained at the end of the fiscal year (when applicable).

CORE DECISION ITEM

Statewide Real Estate Leasing Services

Budget Unit 980005B

-
CORE - HB 13 Real Estate - Office of Administration

Bill Section 13.005

5. CORE RECONCILIATION DETAIL

	Budget Class	FTE	GR	FED	OTHER	TOTAL	Explanation
TAFP After VETOES							
	PS	0.00	0	0	0	0	
	EE	0.00	1,035,792	0	968,291	2,004,083	
	PD	0.00	1	0	2	3	
	TRF	0.00	0	0	0	0	
	Total	0.00	1,035,793	0	968,293	2,004,086	
One-Times							
	PS	0.00	0	0	0	0	
	EE	0.00	0	0	0	0	
	PD	0.00	0	0	0	0	
	TRF	0.00	0	0	0	0	
	Total	0.00	0	0	0	0	
FY 26 Beginning Core							
	PS	0.00	0	0	0	0	
	EE	0.00	1,035,792	0	968,291	2,004,083	
	PD	0.00	1	0	2	3	
	TRF	0.00	0	0	0	0	
	Total	0.00	1,035,793	0	968,293	2,004,086	
Department Request Adjustments							

CORE DECISION ITEM

Statewide Real Estate Leasing Services

Budget Unit 980005B

-
CORE - HB 13 Real Estate - Office of Administration

Bill Section 13.005

			Budget Class	FTE	GR	FED	OTHER	TOTAL	Explanation
Core Reallocation	CRA.98B.002	11059	EE	0.00	(423,639)	0	0	(423,639)	Reallocation to align budget with planned expenditures and reduce the need for future flex within HB 13.
Core Reallocation	CRA.98B.002	11066	EE	0.00	0	0	(129,149)	(129,149)	Reallocation to align budget with planned expenditures and reduce the need for future flex within HB 13.
Core Reallocation	CRA.98B.002	11067	EE	0.00	0	0	(82,846)	(82,846)	Reallocation to align budget with planned expenditures and reduce the need for future flex within HB 13.
Core Reallocation	CRA.98B.005	11059	EE	0.00	0	0	0	0	Reallocation to align budget with planned expenditures and reduce the need for future flex within HB 13.
Core Reallocation	CRA.98B.002	11059	PD	0.00	423,639	0	0	423,639	Reallocation to align budget with planned expenditures and reduce the need for future flex within HB 13.
Core Reallocation	CRA.98B.002	11066	PD	0.00	0	0	129,149	129,149	Reallocation to align budget with planned expenditures and reduce the need for future flex within HB 13.
Core Reallocation	CRA.98B.002	11067	PD	0.00	0	0	82,846	82,846	Reallocation to align budget with planned expenditures and reduce the need for future flex within HB 13.
Net Department Request Adjustments				0.00	0	0	0	0	
Department Request Core			PS	0.00	0	0	0	0	
			EE	0.00	612,153	0	756,296	1,368,449	
			PD	0.00	423,640	0	211,997	635,637	
			TRF	0.00	0	0	0	0	
Total				0.00	1,035,793	0	968,293	2,004,086	
Governor's Recommended Core			PS	0.00	0	0	0	0	
			EE	0.00	0	0	0	0	
			PD	0.00	0	0	0	0	

CORE DECISION ITEM

Statewide Real Estate Leasing Services

Budget Unit 980005B

-
CORE - HB 13 Real Estate - Office of Administration

Bill Section 13.005

TRF	0.00	0	0	0	0
Total	0.00	0	0	0	0

CORE DECISION ITEM

Statewide Real Estate Leasing Services

Budget Unit 980005B

-
CORE - HB 13 Real Estate - Office of Administration

Bill Section 13.005

Summary of the Core by Expenditure Types

Account	FY24 Budget		FY24 Actual		FY25 Budget		FY25 Actual as of 9/30/24		FY26 DTREQ		FY26 GVREC	
	Dollars	FTE	Dollars	FTE	Dollars	FTE	Dollars	FTE	Dollars	FTE	Dollars	FTE
Fuel and Utilities	217,722	0.00	110,410	0.00	174,052	0.00	0	0.00	174,053	0.00	0	0.00
Supplies	2	0.00	1	0.00	2	0.00	0	0.00	3	0.00	0	0.00
Communications Services and Supplies	201	0.00	188	0.00	201	0.00	0	0.00	201	0.00	0	0.00
Professional Services	1,600	0.00	3,401	0.00	600	0.00	0	0.00	601	0.00	0	0.00
Housekeeping and Janitorial Services	198,299	0.00	49,871	0.00	193,887	0.00	0	0.00	193,887	0.00	0	0.00
Maintenance and Repair Services	4,800	0.00	3,213	0.00	4,800	0.00	0	0.00	4,800	0.00	0	0.00
Office Equipment Expenses	2,700	0.00	24,535	0.00	2,700	0.00	0	0.00	2,700	0.00	0	0.00
Other Equipment	100	0.00	0	0.00	100	0.00	0	0.00	100	0.00	0	0.00
Property and Improvements Expenses	168,959	0.00	0	0.00	2,459	0.00	0	0.00	2,459	0.00	0	0.00
Building Lease Payments Operating	1,553,355	0.00	443,739	0.00	1,625,282	0.00	22,307	0.00	989,645	0.00	0	0.00
Total EE	2,147,738	0.00	635,358	0.00	2,004,083	0.00	22,307	0.00	1,368,449	0.00	0	0.00
Debt Service Expenses	0	0.00	635,635	0.00	3	0.00	0	0.00	635,637	0.00	0	0.00
Total PSD	0	0.00	635,635	0.00	3	0.00	0	0.00	635,637	0.00	0	0.00
Grand Total	2,147,738	0.00	1,270,993	0.00	2,004,086	0.00	22,307	0.00	2,004,086	0.00	0	0.00

CORE DECISION ITEM

Statewide Real Estate Leasing Services

Budget Unit 980030B

-
CORE - HB 13 Real Estate - Office of Administration

Bill Section 13.010

1. CORE FINANCIAL SUMMARY

	FY 2026 Department Request			
	GR	Federal	Other	Total
PS	0	0	0	0
EE	8,117,196	0	1,193,569	9,310,765
PSD	0	0	0	0
TRF	0	0	0	0
Total	8,117,196	0	1,193,569	9,310,765

FTE	0.00	0.00	0.00	0.00
------------	-------------	-------------	-------------	-------------

Est. Fringe	0	0	0	0
--------------------	---	---	---	---

Note: Fringes budgeted in Appropriation Bill 5 except for certain fringes budgeted directly to MoDOT, Highway Patrol, and Conservation.

Other Funds: 1501:State Facility Maintenance and Operation Fund
1694:Childrens Trust Fund

	FY 2026 Governor's Recommended			
	GR	Federal	Other	Total
PS	0	0	0	0
EE	0	0	0	0
PSD	0	0	0	0
TRF	0	0	0	0
Total	0	0	0	0

FTE	0.00	0.00	0.00	0.00
------------	-------------	-------------	-------------	-------------

Est. Fringe	0	0	0	0
--------------------	---	---	---	---

Note: Fringes budgeted in Appropriation Bill 5 except for certain fringes budgeted directly to MoDOT, Highway Patrol, and Conservation.

2. CORE DESCRIPTION

The Division of Facilities Management, Design & Construction (FMDC) is responsible for the oversight and management of approximately eight hundred twelve thousand (812,000) sq. ft. of state-owned space on behalf of the Office of Administration.

3. PROGRAM LISTING (list programs included in this core funding)

N/A

CORE DECISION ITEM

Statewide Real Estate Leasing Services

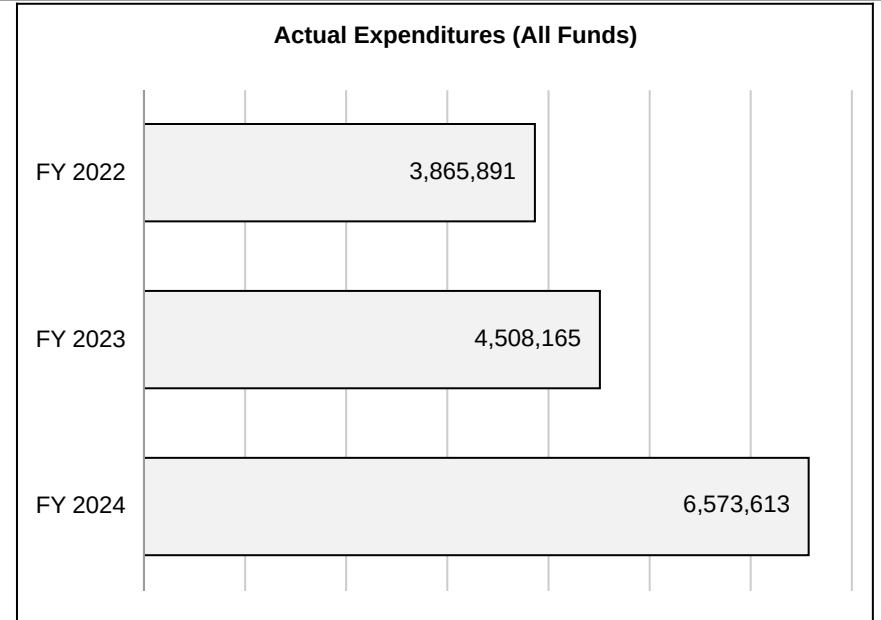
Budget Unit 980030B

-
CORE - HB 13 Real Estate - Office of Administration

Bill Section 13.010

4. FINANCIAL HISTORY

	FY 2022	FY 2023	FY 2024	FY 2025
	Actual	Actual	Actual	Current Yr. as of 9/30/24
Appropriations (All Funds)	3,981,637	4,960,074	7,889,980	9,046,195
Less Reverted (All Funds)	(102,282)	(126,432)	(210,652)	(235,579)
Less Restricted (All Funds)*	0	0	0	0
Less Transfers Out	0	0	0	0
Plus Transfers In	0	0	0	0
Budget Authority (All Funds)	3,879,355	4,833,642	7,679,328	8,810,616
Actual Expenditures (all Fund)	3,865,891	4,508,165	6,573,613	N/A
Unexpended (All Funds)	13,464	325,477	1,105,715	N/A
Unexpended by Fund:				
General Revenue	7,903	240,034	990,547	N/A
Federal	0	0	0	N/A
Other	5,561	85,443	115,168	N/A



*Restricted amount is as of

Reverted includes the statutory three-percent reserve amount (when applicable).

Restricted includes any Governor's Expenditure Restrictions which remained at the end of the fiscal year (when applicable).

CORE DECISION ITEM

Statewide Real Estate Leasing Services

Budget Unit 980030B

-
CORE - HB 13 Real Estate - Office of Administration

Bill Section 13.010

5. CORE RECONCILIATION DETAIL

	Budget Class	FTE	GR	FED	OTHER	TOTAL	Explanation
TAFP After VETOES							
	PS	0.00	0	0	0	0	
	EE	0.00	7,852,626	0	1,193,569	9,046,195	
	PD	0.00	0	0	0	0	
	TRF	0.00	0	0	0	0	
	Total	0.00	7,852,626	0	1,193,569	9,046,195	
One-Times							
	PS	0.00	0	0	0	0	
	EE	0.00	0	0	0	0	
	PD	0.00	0	0	0	0	
	TRF	0.00	0	0	0	0	
	Total	0.00	0	0	0	0	
FY 26 Beginning Core							
	PS	0.00	0	0	0	0	
	EE	0.00	7,852,626	0	1,193,569	9,046,195	
	PD	0.00	0	0	0	0	
	TRF	0.00	0	0	0	0	
	Total	0.00	7,852,626	0	1,193,569	9,046,195	
Department Request Adjustments							

CORE DECISION ITEM

Statewide Real Estate Leasing Services

Budget Unit 980030B

-
CORE - HB 13 Real Estate - Office of Administration

Bill Section 13.010

			Budget Class	FTE	GR	FED	OTHER	TOTAL	Explanation
Core Transfer In	CTI.98B.002	17670	EE	0.00	310,570	0	0	310,570	Scruggs Station shared costs - General Services and ITSD
Core Reallocation	CRA.98B.003	17670	EE	0.00	(46,000)	0	0	(46,000)	Reallocation to align budget with planned expenditures and reduce the need for future flex in HB 13.
Net Department Request Adjustments				0.00	264,570	0	0	264,570	
Department Request Core									
			PS	0.00	0	0	0	0	
			EE	0.00	8,117,196	0	1,193,569	9,310,765	
			PD	0.00	0	0	0	0	
			TRF	0.00	0	0	0	0	
Total				0.00	8,117,196	0	1,193,569	9,310,765	
Governor's Recommended Core									
			PS	0.00	0	0	0	0	
			EE	0.00	0	0	0	0	
			PD	0.00	0	0	0	0	
			TRF	0.00	0	0	0	0	
Total				0.00	0	0	0	0	

CORE DECISION ITEM

Statewide Real Estate Leasing Services

Budget Unit 980030B

-
CORE - HB 13 Real Estate - Office of Administration

Bill Section 13.010

Summary of the Core by Expenditure Types

Account	FY24 Budget		FY24 Actual		FY25 Budget		FY25 Actual as of 9/30/24		FY26 DTREQ		FY26 GVREC	
	Dollars	FTE	Dollars	FTE	Dollars	FTE	Dollars	FTE	Dollars	FTE	Dollars	FTE
Fuel and Utilities	0	0.00	0	0.00	127,798	0.00	0	0.00	127,798	0.00	0	0.00
Professional Services	0	0.00	0	0.00	4,843	0.00	0	0.00	4,843	0.00	0	0.00
Housekeeping and Janitorial Services	0	0.00	0	0.00	14,250	0.00	0	0.00	14,250	0.00	0	0.00
Office Equipment Expenses	0	0.00	6,047	0.00	0	0.00	0	0.00	0	0.00	0	0.00
Other Equipment	0	0.00	404,002	0.00	0	0.00	0	0.00	0	0.00	0	0.00
Property and Improvements Expenses	29,571	0.00	0	0.00	29,571	0.00	0	0.00	29,571	0.00	0	0.00
Building Lease Payments Operating	7,860,409	0.00	6,163,564	0.00	8,869,733	0.00	0	0.00	9,134,303	0.00	0	0.00
Total EE	7,889,980	0.00	6,573,613	0.00	9,046,195	0.00	0	0.00	9,310,765	0.00	0	0.00
Grand Total	7,889,980	0.00	6,573,613	0.00	9,046,195	0.00	0	0.00	9,310,765	0.00	0	0.00

CORE DECISION ITEM

Statewide Real Estate Leasing Services

Budget Unit 980006B

-
CORE - HB 13 Real Estate - Ethics Commission

Bill Section 13.005

1. CORE FINANCIAL SUMMARY

	FY 2026 Department Request			
	GR	Federal	Other	Total
PS	0	0	0	0
EE	80,953	0	0	80,953
PSD	68,847	0	0	68,847
TRF	0	0	0	0
Total	149,800	0	0	149,800

FTE **0.00** **0.00** **0.00** **0.00**

Est. Fringe	0	0	0	0
--------------------	---	---	---	---

Note: Fringes budgeted in Appropriation Bill 5 except for certain fringes budgeted directly to MoDOT, Highway Patrol, and Conservation.

	FY 2026 Governor's Recommended			
	GR	Federal	Other	Total
PS	0	0	0	0
EE	0	0	0	0
PSD	0	0	0	0
TRF	0	0	0	0
Total	0	0	0	0

FTE **0.00** **0.00** **0.00** **0.00**

Est. Fringe	0	0	0	0
--------------------	---	---	---	---

Note: Fringes budgeted in Appropriation Bill 5 except for certain fringes budgeted directly to MoDOT, Highway Patrol, and Conservation.

2. CORE DESCRIPTION

The Division of Facilities Management, Design & Construction (FMDC) is responsible for the oversight and management of one (1) lease contract for approximately seven thousand (7,000) sq. ft. of leased space on behalf of the Ethics Commission.

3. PROGRAM LISTING (list programs included in this core funding)

N/A

CORE DECISION ITEM

Statewide Real Estate Leasing Services


Budget Unit 980006B

-
CORE - HB 13 Real Estate - Ethics Commission

Bill Section 13.005

4. FINANCIAL HISTORY

	FY 2022	FY 2023	FY 2024	FY 2025
	Actual	Actual	Actual	Current Yr. as of 9/30/24
Appropriations (All Funds)	110,761	70,174	149,655	149,800
Less Reverted (All Funds)	(3,323)	(2,105)	(4,490)	(4,494)
Less Restricted (All Funds)*	0	0	0	0
Less Transfers Out	0	0	0	0
Plus Transfers In	0	0	0	0
Budget Authority (All Funds)	107,438	68,069	145,165	145,306
Actual Expenditures (all Fund)	106,652	114,100	115,413	N/A
Unexpended (All Funds)	786	(46,031)	29,752	N/A
Unexpended by Fund:				
General Revenue	786	(46,031)	29,752	N/A
Federal	0	0	0	N/A
Other	0	0	0	N/A



*Restricted amount is as of

Reverted includes the statutory three-percent reserve amount (when applicable).

Restricted includes any Governor's Expenditure Restrictions which remained at the end of the fiscal year (when applicable).

CORE DECISION ITEM

Statewide Real Estate Leasing Services

Budget Unit 980006B

-
CORE - HB 13 Real Estate - Ethics Commission

Bill Section 13.005

5. CORE RECONCILIATION DETAIL

	Budget Class	FTE	GR	FED	OTHER	TOTAL	Explanation
TAFP After VETOES							
	PS	0.00	0	0	0	0	
	EE	0.00	149,799	0	0	149,799	
	PD	0.00	1	0	0	1	
	TRF	0.00	0	0	0	0	
	Total	0.00	149,800	0	0	149,800	
One-Times							
	PS	0.00	0	0	0	0	
	EE	0.00	0	0	0	0	
	PD	0.00	0	0	0	0	
	TRF	0.00	0	0	0	0	
	Total	0.00	0	0	0	0	
FY 26 Beginning Core							
	PS	0.00	0	0	0	0	
	EE	0.00	149,799	0	0	149,799	
	PD	0.00	1	0	0	1	
	TRF	0.00	0	0	0	0	
	Total	0.00	149,800	0	0	149,800	
Department Request Adjustments							

CORE DECISION ITEM

Statewide Real Estate Leasing Services

Budget Unit 980006B

-
CORE - HB 13 Real Estate - Ethics Commission

Bill Section 13.005

			Budget Class	FTE	GR	FED	OTHER	TOTAL	Explanation
Core Reallocation	CRA.98B.002	13271	EE	0.00	(68,846)	0	0	(68,846)	Reallocation to align budget with planned expenditures and reduce the need for future flex within HB 13.
Core Reallocation	CRA.98B.002	13271	PD	0.00	68,846	0	0	68,846	Reallocation to align budget with planned expenditures and reduce the need for future flex within HB 13.
Net Department Request Adjustments				0.00	0	0	0	0	
Department Request Core									
			PS	0.00	0	0	0	0	
			EE	0.00	80,953	0	0	80,953	
			PD	0.00	68,847	0	0	68,847	
			TRF	0.00	0	0	0	0	
			Total	0.00	149,800	0	0	149,800	
Governor's Recommended Core									
			PS	0.00	0	0	0	0	
			EE	0.00	0	0	0	0	
			PD	0.00	0	0	0	0	
			TRF	0.00	0	0	0	0	
			Total	0.00	0	0	0	0	

CORE DECISION ITEM

Statewide Real Estate Leasing Services

Budget Unit 980006B

-
CORE - HB 13 Real Estate - Ethics Commission

Bill Section 13.005

Summary of the Core by Expenditure Types

Account	FY24 Budget		FY24 Actual		FY25 Budget		FY25 Actual as of 9/30/24		FY26 DTREQ		FY26 GVREC	
	Dollars	FTE	Dollars	FTE	Dollars	FTE	Dollars	FTE	Dollars	FTE	Dollars	FTE
Fuel and Utilities	26,407	0.00	29,060	0.00	26,407	0.00	0	0.00	26,407	0.00	0	0.00
Supplies	1	0.00	0	0.00	1	0.00	0	0.00	1	0.00	0	0.00
Communications Services and Supplies	1	0.00	0	0.00	1	0.00	0	0.00	1	0.00	0	0.00
Professional Services	1	0.00	0	0.00	1	0.00	0	0.00	1	0.00	0	0.00
Housekeeping and Janitorial Services	11,539	0.00	13,298	0.00	11,539	0.00	0	0.00	11,539	0.00	0	0.00
Property and Improvements Expenses	88	0.00	0	0.00	88	0.00	0	0.00	88	0.00	0	0.00
Building Lease Payments Operating	111,618	0.00	4,209	0.00	111,762	0.00	5,737	0.00	42,916	0.00	0	0.00
Total EE	149,655	0.00	46,567	0.00	149,799	0.00	5,737	0.00	80,953	0.00	0	0.00
Debt Service Expenses	0	0.00	68,846	0.00	1	0.00	0	0.00	68,847	0.00	0	0.00
Total PSD	0	0.00	68,846	0.00	1	0.00	0	0.00	68,847	0.00	0	0.00
Grand Total	149,655	0.00	115,413	0.00	149,800	0.00	5,737	0.00	149,800	0.00	0	0.00

CORE DECISION ITEM

Statewide Real Estate Leasing Services

Budget Unit 980007B

-
CORE - HB 13 Real Estate - Agriculture

Bill Section 13.005

1. CORE FINANCIAL SUMMARY

	FY 2026 Department Request			
	GR	Federal	Other	Total
PS	0	0	0	0
EE	109,384	4,295	47,942	161,621
PSD	184,358	1	51,602	235,961
TRF	0	0	0	0
Total	293,742	4,296	99,544	397,582

FTE	0.00	0.00	0.00	0.00
-----	------	------	------	------

Est. Fringe	0	0	0	0
-------------	---	---	---	---

Note: Fringes budgeted in Appropriation Bill 5 except for certain fringes budgeted directly to MoDOT, Highway Patrol, and Conservation.

Federal Funds: 1133:Department of Agriculture Federal and Other
 Other Funds: 1647:Grain Inspection Fee Fund
 1662:Petroleum Inspection Fund
 1970:Agriculture Protection Fund

	FY 2026 Governor's Recommended			
	GR	Federal	Other	Total
PS	0	0	0	0
EE	0	0	0	0
PSD	0	0	0	0
TRF	0	0	0	0
Total	0	0	0	0

FTE	0.00	0.00	0.00	0.00
-----	------	------	------	------

Est. Fringe	0	0	0	0
-------------	---	---	---	---

Note: Fringes budgeted in Appropriation Bill 5 except for certain fringes budgeted directly to MoDOT, Highway Patrol, and Conservation.

2. CORE DESCRIPTION

The Division of Facilities Management, Design & Construction (FMDC) is responsible for the oversight and management of six (6) lease contracts totaling over seventeen thousand (17,000) square feet of leased space on behalf of the Department of Agriculture.

3. PROGRAM LISTING (list programs included in this core funding)

N/A

CORE DECISION ITEM

Statewide Real Estate Leasing Services


Budget Unit 980007B

-
CORE - HB 13 Real Estate - Agriculture

Bill Section 13.005

4. FINANCIAL HISTORY

	FY 2022	FY 2023	FY 2024	FY 2025
	Actual	Actual	Actual	Current Yr. as of 9/30/24
Appropriations (All Funds)	324,444	335,515	397,196	397,582
Less Reverted (All Funds)	(7,301)	(7,470)	(8,804)	(8,812)
Less Restricted (All Funds)*	0	0	0	0
Less Transfers Out	0	0	(5,300)	0
Plus Transfers In	0	0	0	0
Budget Authority (All Funds)	317,143	328,045	383,092	388,770
Actual Expenditures (all Fund)	297,617	338,896	332,342	N/A
Unexpended (All Funds)	19,526	(10,851)	50,750	N/A
Unexpended by Fund:				
General Revenue	20,687	(14,216)	29,939	N/A
Federal	1,520	571	1,231	N/A
Other	(2,681)	2,794	19,580	N/A



*Restricted amount is as of

Reverted includes the statutory three-percent reserve amount (when applicable).

Restricted includes any Governor's Expenditure Restrictions which remained at the end of the fiscal year (when applicable).

CORE DECISION ITEM

Statewide Real Estate Leasing Services

Budget Unit 980007B

-
CORE - HB 13 Real Estate - Agriculture

Bill Section 13.005

5. CORE RECONCILIATION DETAIL

	Budget Class	FTE	GR	FED	OTHER	TOTAL	Explanation
TAFP After VETOES							
	PS	0.00	0	0	0	0	
	EE	0.00	293,741	4,295	99,541	397,577	
	PD	0.00	1	1	3	5	
	TRF	0.00	0	0	0	0	
	Total	0.00	293,742	4,296	99,544	397,582	
One-Times							
	PS	0.00	0	0	0	0	
	EE	0.00	0	0	0	0	
	PD	0.00	0	0	0	0	
	TRF	0.00	0	0	0	0	
	Total	0.00	0	0	0	0	
FY 26 Beginning Core							
	PS	0.00	0	0	0	0	
	EE	0.00	293,741	4,295	99,541	397,577	
	PD	0.00	1	1	3	5	
	TRF	0.00	0	0	0	0	
	Total	0.00	293,742	4,296	99,544	397,582	
Department Request Adjustments							

CORE DECISION ITEM

Statewide Real Estate Leasing Services

Budget Unit 980007B

-
CORE - HB 13 Real Estate - Agriculture

Bill Section 13.005

			Budget Class	FTE	GR	FED	OTHER	TOTAL	Explanation
Core Reallocation	CRA.98B.001	10653	EE	0.00	0	0	20,000	20,000	Reallocation to align budget with planned expenditures and reduce the need for future flex within HB 13.
Core Reallocation	CRA.98B.001	11474	EE	0.00	0	0	(20,000)	(20,000)	Reallocation to align budget with planned expenditures and reduce the need for future flex within HB 13.
Core Reallocation	CRA.98B.002	11473	EE	0.00	(184,357)	0	0	(184,357)	Reallocation to align budget with planned expenditures and reduce the need for future flex within HB 13.
Core Reallocation	CRA.98B.002	11474	EE	0.00	0	0	(51,599)	(51,599)	Reallocation to align budget with planned expenditures and reduce the need for future flex within HB 13.
Core Reallocation	CRA.98B.005	11473	EE	0.00	0	0	0	0	Reallocation to align budget with planned expenditures and reduce the need for future flex within HB 13.
Core Reallocation	CRA.98B.002	11473	PD	0.00	184,357	0	0	184,357	Reallocation to align budget with planned expenditures and reduce the need for future flex within HB 13.
Core Reallocation	CRA.98B.002	11474	PD	0.00	0	0	51,599	51,599	Reallocation to align budget with planned expenditures and reduce the need for future flex within HB 13.
Net Department Request Adjustments				0.00	0	0	0	0	
Department Request Core									
			PS	0.00	0	0	0	0	
			EE	0.00	109,384	4,295	47,942	161,621	
			PD	0.00	184,358	1	51,602	235,961	
			TRF	0.00	0	0	0	0	
Total				0.00	293,742	4,296	99,544	397,582	
Governor's Recommended Core									
			PS	0.00	0	0	0	0	
			EE	0.00	0	0	0	0	
			PD	0.00	0	0	0	0	

CORE DECISION ITEM

Statewide Real Estate Leasing Services

Budget Unit 980007B

-
CORE - HB 13 Real Estate - Agriculture

Bill Section 13.005

TRF	0.00	0	0	0	0
Total	0.00	0	0	0	0

CORE DECISION ITEM

Statewide Real Estate Leasing Services

Budget Unit 980007B

-
CORE - HB 13 Real Estate - Agriculture

Bill Section 13.005

Summary of the Core by Expenditure Types

Account	FY24 Budget		FY24 Actual		FY25 Budget		FY25 Actual as of 9/30/24		FY26 DTREQ		FY26 GVREC	
	Dollars	FTE	Dollars	FTE	Dollars	FTE	Dollars	FTE	Dollars	FTE	Dollars	FTE
Fuel and Utilities	47,663	0.00	44,877	0.00	47,663	0.00	0	0.00	47,663	0.00	0	0.00
Supplies	4	0.00	0	0.00	4	0.00	0	0.00	5	0.00	0	0.00
Communications Services and Supplies	4	0.00	0	0.00	4	0.00	0	0.00	5	0.00	0	0.00
Professional Services	299	0.00	0	0.00	299	0.00	0	0.00	299	0.00	0	0.00
Housekeeping and Janitorial Services	38,290	0.00	28,677	0.00	38,290	0.00	0	0.00	38,290	0.00	0	0.00
Property and Improvements Expenses	260	0.00	0	0.00	260	0.00	0	0.00	260	0.00	0	0.00
Building Lease Payments Operating	310,676	0.00	22,833	0.00	311,057	0.00	18,468	0.00	75,099	0.00	0	0.00
Total EE	397,196	0.00	96,387	0.00	397,577	0.00	18,468	0.00	161,621	0.00	0	0.00
Debt Service Expenses	0	0.00	235,956	0.00	5	0.00	0	0.00	235,961	0.00	0	0.00
Total PSD	0	0.00	235,956	0.00	5	0.00	0	0.00	235,961	0.00	0	0.00
Grand Total	397,196	0.00	332,342	0.00	397,582	0.00	18,468	0.00	397,582	0.00	0	0.00

CORE DECISION ITEM

Statewide Real Estate Leasing Services

Budget Unit 980031B

-
CORE - HB 13 Real Estate - Agriculture

Bill Section 13.010

1. CORE FINANCIAL SUMMARY

	FY 2026 Department Request			
	GR	Federal	Other	Total
PS	0	0	0	0
EE	156,551	51,892	643,892	852,335
PSD	0	0	0	0
TRF	0	0	0	0
Total	156,551	51,892	643,892	852,335

FTE	0.00	0.00	0.00	0.00
------------	-------------	-------------	-------------	-------------

Est. Fringe	0	0	0	0
--------------------	---	---	---	---

Note: Fringes budgeted in Appropriation Bill 5 except for certain fringes budgeted directly to MoDOT, Highway Patrol, and Conservation.

Federal Funds: 1133:Department of Agriculture Federal and Other
Other Funds: Various Funds

	FY 2026 Governor's Recommended			
	GR	Federal	Other	Total
PS	0	0	0	0
EE	0	0	0	0
PSD	0	0	0	0
TRF	0	0	0	0
Total	0	0	0	0

FTE	0.00	0.00	0.00	0.00
------------	-------------	-------------	-------------	-------------

Est. Fringe	0	0	0	0
--------------------	---	---	---	---

Note: Fringes budgeted in Appropriation Bill 5 except for certain fringes budgeted directly to MoDOT, Highway Patrol, and Conservation.

2. CORE DESCRIPTION

The Division of Facilities Management, Design & Construction (FMDC) is responsible for the oversight and management of approximately sixty-seven thousand (67,000) square feet of state-owned space on behalf of the Department of Agriculture.

3. PROGRAM LISTING (list programs included in this core funding)

N/A

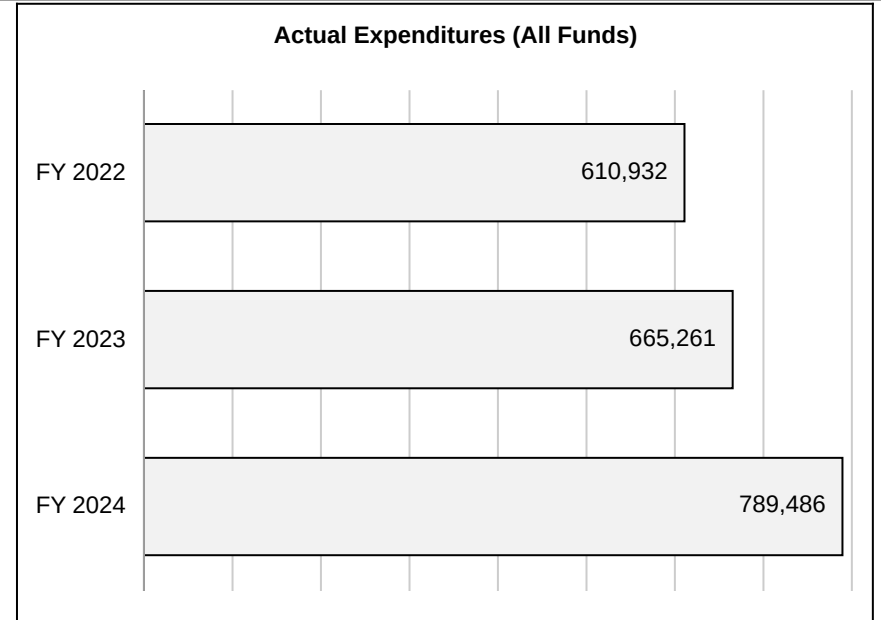
CORE DECISION ITEM

Statewide Real Estate Leasing Services
 -
 CORE - HB 13 Real Estate - Agriculture

Budget Unit 980031B
 Bill Section 13.010

4. FINANCIAL HISTORY

	FY 2022	FY 2023	FY 2024	FY 2025
	Actual	Actual	Actual	Current Yr. as of 9/30/24
Appropriations (All Funds)	572,531	641,215	825,868	844,335
Less Reverted (All Funds)	(2,751)	(3,410)	(4,648)	(4,697)
Less Restricted (All Funds)*	0	0	0	0
Less Transfers Out	0	0	0	0
Plus Transfers In	0	0	24,584	0
Budget Authority (All Funds)	569,780	637,805	845,804	839,638
Actual Expenditures (all Fund)	610,932	665,261	789,486	N/A
Unexpended (All Funds)	(41,152)	(27,456)	56,318	N/A
Unexpended by Fund:				
General Revenue	(19,052)	(6,274)	5,385	N/A
Federal	(4,123)	(754)	345	N/A
Other	(17,977)	(20,428)	50,588	N/A



*Restricted amount is as of

Reverted includes the statutory three-percent reserve amount (when applicable).

Restricted includes any Governor's Expenditure Restrictions which remained at the end of the fiscal year (when applicable).

CORE DECISION ITEM

Statewide Real Estate Leasing Services

Budget Unit 980031B

-
CORE - HB 13 Real Estate - Agriculture

Bill Section 13.010

5. CORE RECONCILIATION DETAIL

	Budget Class	FTE	GR	FED	OTHER	TOTAL	Explanation
TAFP After VETOES							
	PS	0.00	0	0	0	0	
	EE	0.00	156,551	51,892	635,892	844,335	
	PD	0.00	0	0	0	0	
	TRF	0.00	0	0	0	0	
	Total	0.00	156,551	51,892	635,892	844,335	
One-Times							
	PS	0.00	0	0	0	0	
	EE	0.00	0	0	0	0	
	PD	0.00	0	0	0	0	
	TRF	0.00	0	0	0	0	
	Total	0.00	0	0	0	0	
FY 26 Beginning Core							
	PS	0.00	0	0	0	0	
	EE	0.00	156,551	51,892	635,892	844,335	
	PD	0.00	0	0	0	0	
	TRF	0.00	0	0	0	0	
	Total	0.00	156,551	51,892	635,892	844,335	
Department Request Adjustments							

CORE DECISION ITEM

Statewide Real Estate Leasing Services

Budget Unit 980031B

-
CORE - HB 13 Real Estate - Agriculture

Bill Section 13.010

			Budget Class	FTE	GR	FED	OTHER	TOTAL	Explanation
Core Reallocation	CRA.98B.003	17682	EE	0.00	0	0	1,000	1,000	Reallocation to align budget with planned expenditures and reduce the need for future flex in HB 13.
Core Reallocation	CRA.98B.003	17683	EE	0.00	0	0	(3,000)	(3,000)	Reallocation to align budget with planned expenditures and reduce the need for future flex in HB 13.
Core Reallocation	CRA.98B.003	18245	EE	0.00	0	0	10,000	10,000	Reallocation to align budget with planned expenditures and reduce the need for future flex in HB 13.
Net Department Request Adjustments				0.00	0	0	8,000	8,000	
Department Request Core									
			PS	0.00	0	0	0	0	
			EE	0.00	156,551	51,892	643,892	852,335	
			PD	0.00	0	0	0	0	
			TRF	0.00	0	0	0	0	
Total				0.00	156,551	51,892	643,892	852,335	
Governor's Recommended Core									
			PS	0.00	0	0	0	0	
			EE	0.00	0	0	0	0	
			PD	0.00	0	0	0	0	
			TRF	0.00	0	0	0	0	
Total				0.00	0	0	0	0	

CORE DECISION ITEM

Statewide Real Estate Leasing Services

Budget Unit 980031B

-
CORE - HB 13 Real Estate - Agriculture

Bill Section 13.010

Summary of the Core by Expenditure Types

Account	FY24 Budget		FY24 Actual		FY25 Budget		FY25 Actual as of 9/30/24		FY26 DTREQ		FY26 GVREC	
	Dollars	FTE	Dollars	FTE	Dollars	FTE	Dollars	FTE	Dollars	FTE	Dollars	FTE
Property and Improvements Expenses	4,624	0.00	0	0.00	4,624	0.00	0	0.00	4,624	0.00	0	0.00
Building Lease Payments Operating	821,244	0.00	789,486	0.00	839,711	0.00	0	0.00	847,711	0.00	0	0.00
Total EE	825,868	0.00	789,486	0.00	844,335	0.00	0	0.00	852,335	0.00	0	0.00
Grand Total	825,868	0.00	789,486	0.00	844,335	0.00	0	0.00	852,335	0.00	0	0.00

CORE DECISION ITEM

Statewide Real Estate Leasing Services

Budget Unit 980008B

-
CORE - HB 13 Real Estate - Natural Resources

Bill Section 13.005

1. CORE FINANCIAL SUMMARY

	FY 2026 Department Request			
	GR	Federal	Other	Total
PS	0	0	0	0
EE	202,927	161,312	773,741	1,137,980
PSD	397,856	261,115	783,374	1,442,345
TRF	0	0	0	0
Total	600,783	422,427	1,557,115	2,580,325

FTE	0.00	0.00	0.00	0.00
------------	-------------	-------------	-------------	-------------

Est. Fringe	0	0	0	0
--------------------	---	---	---	---

Note: Fringes budgeted in Appropriation Bill 5 except for certain fringes budgeted directly to MoDOT, Highway Patrol, and Conservation.

Federal Funds: 1140:Department of Natural Resources Federal and Other
Other Funds: Various Funds

	FY 2026 Governor's Recommended			
	GR	Federal	Other	Total
PS	0	0	0	0
EE	0	0	0	0
PSD	0	0	0	0
TRF	0	0	0	0
Total	0	0	0	0

FTE	0.00	0.00	0.00	0.00
------------	-------------	-------------	-------------	-------------

Est. Fringe	0	0	0	0
--------------------	---	---	---	---

Note: Fringes budgeted in Appropriation Bill 5 except for certain fringes budgeted directly to MoDOT, Highway Patrol, and Conservation.

2. CORE DESCRIPTION

The Division of Facilities Management, Design & Construction (FMDC) is responsible for the oversight and management of approximately twenty (20) lease contracts, totaling approximately one hundred thirty-two thousand (132,000) sq. ft. of space on behalf of the Department of Natural Resources.

3. PROGRAM LISTING (list programs included in this core funding)

N/A


CORE DECISION ITEM

Statewide Real Estate Leasing Services
 -
 CORE - HB 13 Real Estate - Natural Resources

Budget Unit 980008B
 Bill Section 13.005

4. FINANCIAL HISTORY

	FY 2022	FY 2023	FY 2024	FY 2025
	Actual	Actual	Actual	Current Yr. as of 9/30/24
Appropriations (All Funds)	1,954,299	2,112,954	2,567,978	2,579,325
Less Reverted (All Funds)	(12,968)	(13,621)	(18,040)	(18,023)
Less Restricted (All Funds)*	0	0	0	0
Less Transfers Out	0	0	(3,000)	0
Plus Transfers In	0	0	346,074	0
Budget Authority (All Funds)	1,941,331	2,099,333	2,893,012	2,561,302
Actual Expenditures (all Fund)	1,878,807	2,043,041	2,301,578	N/A
Unexpended (All Funds)	62,524	56,292	591,434	N/A
Unexpended by Fund:				
General Revenue	(5,997)	5,537	5,544	N/A
Federal	7,809	1,776	83,218	N/A
Other	60,712	48,979	502,673	N/A



*Restricted amount is as of

Reverted includes the statutory three-percent reserve amount (when applicable).

Restricted includes any Governor's Expenditure Restrictions which remained at the end of the fiscal year (when applicable).

CORE DECISION ITEM

Statewide Real Estate Leasing Services

Budget Unit 980008B

-
CORE - HB 13 Real Estate - Natural Resources

Bill Section 13.005

5. CORE RECONCILIATION DETAIL

	Budget Class	FTE	GR	FED	OTHER	TOTAL	Explanation
TAFP After VETOES							
	PS	0.00	0	0	0	0	
	EE	0.00	600,782	422,426	1,556,100	2,579,308	
	PD	0.00	1	1	15	17	
	TRF	0.00	0	0	0	0	
	Total	0.00	600,783	422,427	1,556,115	2,579,325	
One-Times							
	PS	0.00	0	0	0	0	
	EE	0.00	0	0	0	0	
	PD	0.00	0	0	0	0	
	TRF	0.00	0	0	0	0	
	Total	0.00	0	0	0	0	
FY 26 Beginning Core							
	PS	0.00	0	0	0	0	
	EE	0.00	600,782	422,426	1,556,100	2,579,308	
	PD	0.00	1	1	15	17	
	TRF	0.00	0	0	0	0	
	Total	0.00	600,783	422,427	1,556,115	2,579,325	
Department Request Adjustments							

CORE DECISION ITEM

Statewide Real Estate Leasing Services

Budget Unit 980008B

CORE - HB 13 Real Estate - Natural Resources

Bill Section 13.005

			Budget Class	FTE	GR	FED	OTHER	TOTAL	Explanation
Core Reallocation	CRA.98B.002	12929	EE	0.00	0	0	(71,526)	(71,526)	Reallocation to align budget with planned expenditures and reduce the need for future flex within HB 13.
Core Reallocation	CRA.98B.002	14305	EE	0.00	(397,855)	0	0	(397,855)	Reallocation to align budget with planned expenditures and reduce the need for future flex within HB 13.
Core Reallocation	CRA.98B.002	14306	EE	0.00	0	(261,114)	0	(261,114)	Reallocation to align budget with planned expenditures and reduce the need for future flex within HB 13.
Core Reallocation	CRA.98B.002	14307	EE	0.00	0	0	(59,478)	(59,478)	Reallocation to align budget with planned expenditures and reduce the need for future flex within HB 13.
Core Reallocation	CRA.98B.002	14308	EE	0.00	0	0	(48,220)	(48,220)	Reallocation to align budget with planned expenditures and reduce the need for future flex within HB 13.
Core Reallocation	CRA.98B.002	14309	EE	0.00	0	0	(22,804)	(22,804)	Reallocation to align budget with planned expenditures and reduce the need for future flex within HB 13.
Core Reallocation	CRA.98B.002	14310	EE	0.00	0	0	(117,615)	(117,615)	Reallocation to align budget with planned expenditures and reduce the need for future flex within HB 13.
Core Reallocation	CRA.98B.002	14312	EE	0.00	0	0	(10,035)	(10,035)	Reallocation to align budget with planned expenditures and reduce the need for future flex within HB 13.
Core Reallocation	CRA.98B.002	14313	EE	0.00	0	0	(38,663)	(38,663)	Reallocation to align budget with planned expenditures and reduce the need for future flex within HB 13.
Core Reallocation	CRA.98B.002	14314	EE	0.00	0	0	(9,666)	(9,666)	Reallocation to align budget with planned expenditures and reduce the need for future flex within HB 13.
Core Reallocation	CRA.98B.002	14315	EE	0.00	0	0	(138,894)	(138,894)	Reallocation to align budget with planned expenditures and reduce the need for future flex within HB 13.
Core Reallocation	CRA.98B.002	14316	EE	0.00	0	0	(76,902)	(76,902)	Reallocation to align budget with planned expenditures and reduce the need for future flex within HB 13.
Core Reallocation	CRA.98B.002	14321	EE	0.00	0	0	(78,586)	(78,586)	Reallocation to align budget with planned expenditures and reduce the need for future flex within HB 13.
Core Reallocation	CRA.98B.002	14322	EE	0.00	0	0	(58,663)	(58,663)	Reallocation to align budget with planned expenditures and reduce the need for future flex within HB 13.
Core Reallocation	CRA.98B.002	15730	EE	0.00	0	0	(25,998)	(25,998)	Reallocation to align budget with planned expenditures and reduce the need for future flex within HB 13.
Core Reallocation	CRA.98B.002	16802	EE	0.00	0	0	(21,476)	(21,476)	Reallocation to align budget with planned expenditures and reduce the need for future flex within HB 13.

CORE DECISION ITEM

Statewide Real Estate Leasing Services

Budget Unit 980008B

CORE - HB 13 Real Estate - Natural Resources

Bill Section 13.005

			Budget Class	FTE	GR	FED	OTHER	TOTAL	Explanation
Core Reallocation	CRA.98B.002	16803	EE	0.00	0	0	(4,833)	(4,833)	Reallocation to align budget with planned expenditures and reduce the need for future flex within HB 13.
Core Reallocation	CRA.98B.003	14315	EE	0.00	0	0	(5,000)	(5,000)	Reallocation to align budget with planned expenditures and reduce the need for future flex in HB 13.
Core Reallocation	CRA.98B.003	15859	EE	0.00	0	0	5,000	5,000	Reallocation to align budget with planned expenditures and reduce the need for future flex in HB 13.
Core Reallocation	CRA.98B.003	16803	EE	0.00	0	0	1,000	1,000	Reallocation to align budget with planned expenditures and reduce the need for future flex in HB 13.
Core Reallocation	CRA.98B.005	14305	EE	0.00	0	0	0	0	Reallocation to align budget with planned expenditures and reduce the need for future flex within HB 13.
Core Reallocation	CRA.98B.002	12929	PD	0.00	0	0	71,526	71,526	Reallocation to align budget with planned expenditures and reduce the need for future flex within HB 13.
Core Reallocation	CRA.98B.002	14305	PD	0.00	397,855	0	0	397,855	Reallocation to align budget with planned expenditures and reduce the need for future flex within HB 13.
Core Reallocation	CRA.98B.002	14306	PD	0.00	0	261,114	0	261,114	Reallocation to align budget with planned expenditures and reduce the need for future flex within HB 13.
Core Reallocation	CRA.98B.002	14307	PD	0.00	0	0	59,478	59,478	Reallocation to align budget with planned expenditures and reduce the need for future flex within HB 13.
Core Reallocation	CRA.98B.002	14308	PD	0.00	0	0	48,220	48,220	Reallocation to align budget with planned expenditures and reduce the need for future flex within HB 13.
Core Reallocation	CRA.98B.002	14309	PD	0.00	0	0	22,804	22,804	Reallocation to align budget with planned expenditures and reduce the need for future flex within HB 13.
Core Reallocation	CRA.98B.002	14310	PD	0.00	0	0	117,615	117,615	Reallocation to align budget with planned expenditures and reduce the need for future flex within HB 13.
Core Reallocation	CRA.98B.002	14312	PD	0.00	0	0	10,035	10,035	Reallocation to align budget with planned expenditures and reduce the need for future flex within HB 13.
Core Reallocation	CRA.98B.002	14313	PD	0.00	0	0	38,663	38,663	Reallocation to align budget with planned expenditures and reduce the need for future flex within HB 13.
Core Reallocation	CRA.98B.002	14314	PD	0.00	0	0	9,666	9,666	Reallocation to align budget with planned expenditures and reduce the need for future flex within HB 13.
Core Reallocation	CRA.98B.002	14315	PD	0.00	0	0	138,894	138,894	Reallocation to align budget with planned expenditures and reduce the need for future flex within HB 13.

CORE DECISION ITEM

Statewide Real Estate Leasing Services

Budget Unit 980008B

-
CORE - HB 13 Real Estate - Natural Resources

Bill Section 13.005

			Budget Class	FTE	GR	FED	OTHER	TOTAL	Explanation
Core Reallocation	CRA.98B.002	14316	PD	0.00	0	0	76,902	76,902	Reallocation to align budget with planned expenditures and reduce the need for future flex within HB 13.
Core Reallocation	CRA.98B.002	14321	PD	0.00	0	0	78,586	78,586	Reallocation to align budget with planned expenditures and reduce the need for future flex within HB 13.
Core Reallocation	CRA.98B.002	14322	PD	0.00	0	0	58,663	58,663	Reallocation to align budget with planned expenditures and reduce the need for future flex within HB 13.
Core Reallocation	CRA.98B.002	15730	PD	0.00	0	0	25,998	25,998	Reallocation to align budget with planned expenditures and reduce the need for future flex within HB 13.
Core Reallocation	CRA.98B.002	16802	PD	0.00	0	0	21,476	21,476	Reallocation to align budget with planned expenditures and reduce the need for future flex within HB 13.
Core Reallocation	CRA.98B.002	16803	PD	0.00	0	0	4,833	4,833	Reallocation to align budget with planned expenditures and reduce the need for future flex within HB 13.
Net Department Request Adjustments				0.00	0	0	1,000	1,000	
Department Request Core									
			PS	0.00	0	0	0	0	
			EE	0.00	202,927	161,312	773,741	1,137,980	
			PD	0.00	397,856	261,115	783,374	1,442,345	
			TRF	0.00	0	0	0	0	
			Total	0.00	600,783	422,427	1,557,115	2,580,325	
Governor's Recommended Core									
			PS	0.00	0	0	0	0	
			EE	0.00	0	0	0	0	
			PD	0.00	0	0	0	0	
			TRF	0.00	0	0	0	0	

CORE DECISION ITEM

Statewide Real Estate Leasing Services

Budget Unit 980008B

-
CORE - HB 13 Real Estate - Natural Resources

Bill Section 13.005

Total	0.00	0	0	0	0
--------------	-------------	----------	----------	----------	----------

CORE DECISION ITEM

Statewide Real Estate Leasing Services

Budget Unit 980008B

-
CORE - HB 13 Real Estate - Natural Resources

Bill Section 13.005

Summary of the Core by Expenditure Types

Account	FY24 Budget		FY24 Actual		FY25 Budget		FY25 Actual as of 9/30/24		FY26 DTREQ		FY26 GVREC	
	Dollars	FTE	Dollars	FTE	Dollars	FTE	Dollars	FTE	Dollars	FTE	Dollars	FTE
Fuel and Utilities	222,649	0.00	153,496	0.00	222,478	0.00	0	0.00	222,478	0.00	0	0.00
Supplies	4	0.00	0	0.00	4	0.00	0	0.00	5	0.00	0	0.00
Communications Services and Supplies	116	0.00	0	0.00	116	0.00	0	0.00	116	0.00	0	0.00
Professional Services	2,098	0.00	2,179	0.00	2,086	0.00	0	0.00	2,086	0.00	0	0.00
Housekeeping and Janitorial Services	272,761	0.00	196,581	0.00	272,746	0.00	0	0.00	272,746	0.00	0	0.00
Property and Improvements Expenses	8,632	0.00	0	0.00	8,632	0.00	0	0.00	8,632	0.00	0	0.00
Building Lease Payments Operating	2,061,718	0.00	506,993	0.00	2,073,246	0.00	56,737	0.00	631,917	0.00	0	0.00
Total EE	2,567,978	0.00	859,250	0.00	2,579,308	0.00	56,737	0.00	1,137,980	0.00	0	0.00
Debt Service Expenses	0	0.00	1,442,328	0.00	17	0.00	0	0.00	1,442,345	0.00	0	0.00
Total PSD	0	0.00	1,442,328	0.00	17	0.00	0	0.00	1,442,345	0.00	0	0.00
Grand Total	2,567,978	0.00	2,301,578	0.00	2,579,325	0.00	56,737	0.00	2,580,325	0.00	0	0.00

CORE DECISION ITEM

Statewide Real Estate Leasing Services

Budget Unit 980032B

-
CORE - HB 13 Real Estate - Natural Resources

Bill Section 13.010

1. CORE FINANCIAL SUMMARY

	FY 2026 Department Request			
	GR	Federal	Other	Total
PS	0	0	0	0
EE	837,657	378,923	808,161	2,024,741
PSD	0	0	0	0
TRF	0	0	0	0
Total	837,657	378,923	808,161	2,024,741

FTE	0.00	0.00	0.00	0.00
------------	-------------	-------------	-------------	-------------

Est. Fringe	0	0	0	0
--------------------	---	---	---	---

Note: Fringes budgeted in Appropriation Bill 5 except for certain fringes budgeted directly to MoDOT, Highway Patrol, and Conservation.

Federal Funds: 1140:Department of Natural Resources Federal and Other
Other Funds: Various Funds

	FY 2026 Governor's Recommended			
	GR	Federal	Other	Total
PS	0	0	0	0
EE	0	0	0	0
PSD	0	0	0	0
TRF	0	0	0	0
Total	0	0	0	0

FTE	0.00	0.00	0.00	0.00
------------	-------------	-------------	-------------	-------------

Est. Fringe	0	0	0	0
--------------------	---	---	---	---

Note: Fringes budgeted in Appropriation Bill 5 except for certain fringes budgeted directly to MoDOT, Highway Patrol, and Conservation.

2. CORE DESCRIPTION

The Division of Facilities Management, Design & Construction (FMDC) is responsible for the oversight and management of approximately one hundred and fifty-eight thousand (158,000) sq. ft. of state-owned space on behalf of the Department of Natural Resources.

3. PROGRAM LISTING (list programs included in this core funding)

N/A

CORE DECISION ITEM

Statewide Real Estate Leasing Services

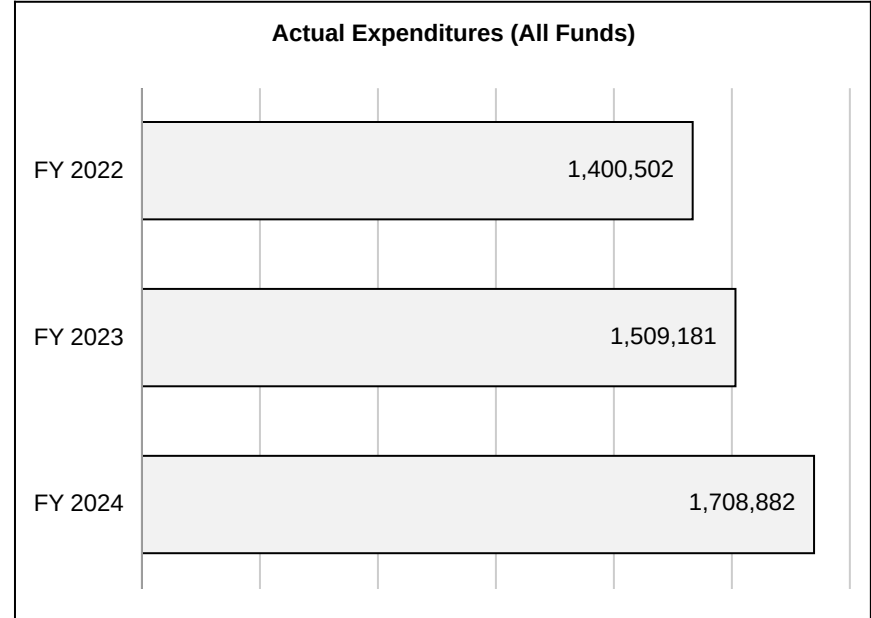
Budget Unit 980032B

-
CORE - HB 13 Real Estate - Natural Resources

Bill Section 13.010

4. FINANCIAL HISTORY

	FY 2022	FY 2023	FY 2024	FY 2025
	Actual	Actual	Actual	Current Yr. as of 9/30/24
Appropriations (All Funds)	1,187,859	1,510,195	1,928,846	2,008,741
Less Reverted (All Funds)	(10,381)	(17,168)	(22,637)	(24,680)
Less Restricted (All Funds)*	0	0	0	0
Less Transfers Out	0	0	0	0
Plus Transfers In	0	0	41,720	0
Budget Authority (All Funds)	1,177,478	1,493,027	1,947,929	1,984,061
Actual Expenditures (all Fund)	1,400,502	1,509,181	1,708,882	N/A
Unexpended (All Funds)	(223,024)	(16,154)	239,047	N/A
Unexpended by Fund:				
General Revenue	(163,034)	(29,679)	49,565	N/A
Federal	(16,105)	(23,287)	31,836	N/A
Other	(43,885)	36,812	157,646	N/A



*Restricted amount is as of

Reverted includes the statutory three-percent reserve amount (when applicable).

Restricted includes any Governor's Expenditure Restrictions which remained at the end of the fiscal year (when applicable).

CORE DECISION ITEM

Statewide Real Estate Leasing Services

Budget Unit 980032B

-
CORE - HB 13 Real Estate - Natural Resources

Bill Section 13.010

5. CORE RECONCILIATION DETAIL

	Budget Class	FTE	GR	FED	OTHER	TOTAL	Explanation
TAFP After VETOES							
	PS	0.00	0	0	0	0	
	EE	0.00	822,657	378,923	807,161	2,008,741	
	PD	0.00	0	0	0	0	
	TRF	0.00	0	0	0	0	
	Total	0.00	822,657	378,923	807,161	2,008,741	
One-Times							
	PS	0.00	0	0	0	0	
	EE	0.00	0	0	0	0	
	PD	0.00	0	0	0	0	
	TRF	0.00	0	0	0	0	
	Total	0.00	0	0	0	0	
FY 26 Beginning Core							
	PS	0.00	0	0	0	0	
	EE	0.00	822,657	378,923	807,161	2,008,741	
	PD	0.00	0	0	0	0	
	TRF	0.00	0	0	0	0	
	Total	0.00	822,657	378,923	807,161	2,008,741	
Department Request Adjustments							

CORE DECISION ITEM

Statewide Real Estate Leasing Services

Budget Unit 980032B

-
CORE - HB 13 Real Estate - Natural Resources

Bill Section 13.010

			Budget Class	FTE	GR	FED	OTHER	TOTAL	Explanation
Core Reallocation	CRA.98B.003	12982	EE	0.00	0	0	(1,500)	(1,500)	Reallocation to align budget with planned expenditures and reduce the need for future flex in HB 13.
Core Reallocation	CRA.98B.003	13015	EE	0.00	0	0	1,000	1,000	Reallocation to align budget with planned expenditures and reduce the need for future flex in HB 13.
Core Reallocation	CRA.98B.003	16065	EE	0.00	0	0	500	500	Reallocation to align budget with planned expenditures and reduce the need for future flex in HB 13.
Core Reallocation	CRA.98B.003	17688	EE	0.00	15,000	0	0	15,000	Reallocation to align budget with planned expenditures and reduce the need for future flex in HB 13.
Core Reallocation	CRA.98B.003	17690	EE	0.00	0	0	1,000	1,000	Reallocation to align budget with planned expenditures and reduce the need for future flex in HB 13.
Net Department Request Adjustments				0.00	15,000	0	1,000	16,000	
Department Request Core									
			PS	0.00	0	0	0	0	
			EE	0.00	837,657	378,923	808,161	2,024,741	
			PD	0.00	0	0	0	0	
			TRF	0.00	0	0	0	0	
Total				0.00	837,657	378,923	808,161	2,024,741	
Governor's Recommended Core									
			PS	0.00	0	0	0	0	
			EE	0.00	0	0	0	0	
			PD	0.00	0	0	0	0	
			TRF	0.00	0	0	0	0	
Total				0.00	0	0	0	0	

CORE DECISION ITEM

Statewide Real Estate Leasing Services

Budget Unit 980032B

-
CORE - HB 13 Real Estate - Natural Resources

Bill Section 13.010

Summary of the Core by Expenditure Types

Account	FY24 Budget		FY24 Actual		FY25 Budget		FY25 Actual as of 9/30/24		FY26 DTREQ		FY26 GVREC	
	Dollars	FTE	Dollars	FTE	Dollars	FTE	Dollars	FTE	Dollars	FTE	Dollars	FTE
Property and Improvements Expenses	9,686	0.00	0	0.00	9,686	0.00	0	0.00	9,686	0.00	0	0.00
Building Lease Payments Operating	1,919,160	0.00	1,708,882	0.00	1,999,055	0.00	0	0.00	2,015,055	0.00	0	0.00
Total EE	1,928,846	0.00	1,708,882	0.00	2,008,741	0.00	0	0.00	2,024,741	0.00	0	0.00
Grand Total	1,928,846	0.00	1,708,882	0.00	2,008,741	0.00	0	0.00	2,024,741	0.00	0	0.00

CORE DECISION ITEM

Statewide Real Estate Leasing Services

Budget Unit 980009B

-
CORE - HB 13 Real Estate - Economic Development

Bill Section 13.005

1. CORE FINANCIAL SUMMARY

	FY 2026 Department Request			
	GR	Federal	Other	Total
PS	0	0	0	0
EE	11,727	0	0	11,727
PSD	1,834	0	0	1,834
TRF	0	0	0	0
Total	13,561	0	0	13,561

	FY 2026 Governor's Recommended			
	GR	Federal	Other	Total
PS	0	0	0	0
EE	0	0	0	0
PSD	0	0	0	0
TRF	0	0	0	0
Total	0	0	0	0

FTE	0.00	0.00	0.00	0.00
------------	-------------	-------------	-------------	-------------

FTE	0.00	0.00	0.00	0.00
------------	-------------	-------------	-------------	-------------

Est. Fringe	0	0	0	0
--------------------	---	---	---	---

Est. Fringe	0	0	0	0
--------------------	---	---	---	---

Note: Fringes budgeted in Appropriation Bill 5 except for certain fringes budgeted directly to MoDOT, Highway Patrol, and Conservation.

Note: Fringes budgeted in Appropriation Bill 5 except for certain fringes budgeted directly to MoDOT, Highway Patrol, and Conservation.

2. CORE DESCRIPTION

The Division of Facilities Management, Design & Construction (FMDC) is responsible for the oversight and management of approximately two (2) lease contracts, totaling over one hundred twenty (120) sq. ft. of space on behalf of the Department of Economic Development.

3. PROGRAM LISTING (list programs included in this core funding)

N/A

CORE DECISION ITEM

Statewide Real Estate Leasing Services

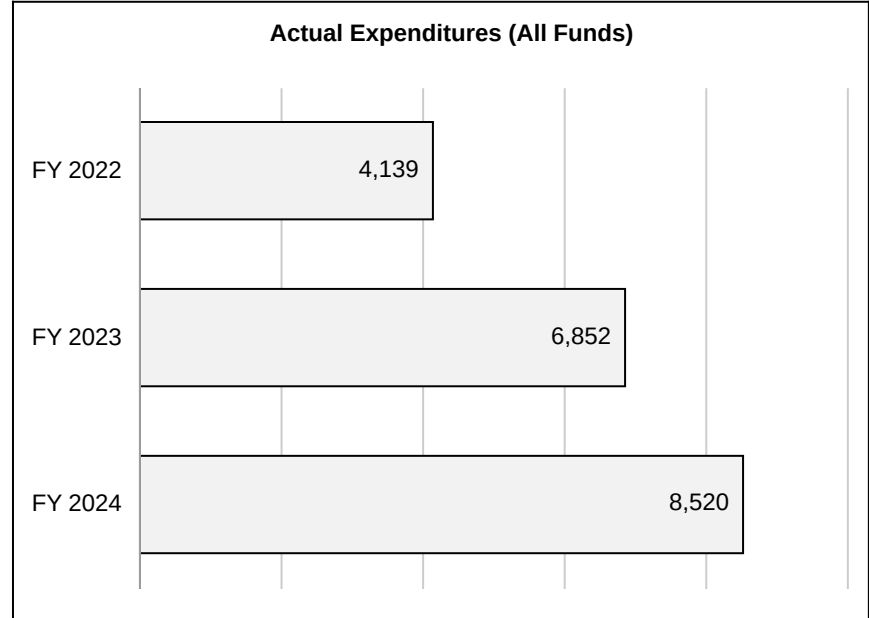
Budget Unit 980009B

-
CORE - HB 13 Real Estate - Economic Development

Bill Section 13.005

4. FINANCIAL HISTORY

	FY 2022	FY 2023	FY 2024	FY 2025
	Actual	Actual	Actual	Current Yr. as of 9/30/24
Appropriations (All Funds)	4,851	7,327	8,826	15,965
Less Reverted (All Funds)	(2)	(64)	(78)	(407)
Less Restricted (All Funds)*	0	0	0	0
Less Transfers Out	0	0	0	0
Plus Transfers In	0	0	2,230	0
Budget Authority (All Funds)	4,849	7,263	10,978	15,558
Actual Expenditures (all Fund)	4,139	6,852	8,520	N/A
Unexpended (All Funds)	710	411	2,458	N/A
Unexpended by Fund:				
General Revenue	(31)	(757)	1,903	N/A
Federal	0	0	0	N/A
Other	741	1,168	555	N/A



*Restricted amount is as of

Reverted includes the statutory three-percent reserve amount (when applicable).

Restricted includes any Governor's Expenditure Restrictions which remained at the end of the fiscal year (when applicable).

CORE DECISION ITEM

Statewide Real Estate Leasing Services

Budget Unit 980009B

-
CORE - HB 13 Real Estate - Economic Development

Bill Section 13.005

5. CORE RECONCILIATION DETAIL

	Budget Class	FTE	GR	FED	OTHER	TOTAL	Explanation
TAFP After VETOES							
	PS	0.00	0	0	0	0	
	EE	0.00	13,560	0	2,403	15,963	
	PD	0.00	1	0	1	2	
	TRF	0.00	0	0	0	0	
	Total	0.00	13,561	0	2,404	15,965	
One-Times							
	PS	0.00	0	0	0	0	
	EE	0.00	0	0	0	0	
	PD	0.00	0	0	0	0	
	TRF	0.00	0	0	0	0	
	Total	0.00	0	0	0	0	
FY 26 Beginning Core							
	PS	0.00	0	0	0	0	
	EE	0.00	13,560	0	2,403	15,963	
	PD	0.00	1	0	1	2	
	TRF	0.00	0	0	0	0	
	Total	0.00	13,561	0	2,404	15,965	
Department Request Adjustments							

CORE DECISION ITEM

Statewide Real Estate Leasing Services

Budget Unit 980009B

-
CORE - HB 13 Real Estate - Economic Development

Bill Section 13.005

			Budget Class	FTE	GR	FED	OTHER	TOTAL	Explanation
Core Reallocation	CRA.98B.001	11982	EE	0.00	0	0	(2,403)	(2,403)	Reallocation to align budget with planned expenditures and reduce the need for future flex within HB 13.
Core Reallocation	CRA.98B.002	11978	EE	0.00	(1,833)	0	0	(1,833)	Reallocation to align budget with planned expenditures and reduce the need for future flex within HB 13.
Core Reallocation	CRA.98B.001	11982	PD	0.00	0	0	(1)	(1)	Reallocation to align budget with planned expenditures and reduce the need for future flex within HB 13.
Core Reallocation	CRA.98B.002	11978	PD	0.00	1,833	0	0	1,833	Reallocation to align budget with planned expenditures and reduce the need for future flex within HB 13.
Net Department Request Adjustments				0.00	0	0	(2,404)	(2,404)	
Department Request Core									
			PS	0.00	0	0	0	0	
			EE	0.00	11,727	0	0	11,727	
			PD	0.00	1,834	0	0	1,834	
			TRF	0.00	0	0	0	0	
Total				0.00	13,561	0	0	13,561	
Governor's Recommended Core									
			PS	0.00	0	0	0	0	
			EE	0.00	0	0	0	0	
			PD	0.00	0	0	0	0	
			TRF	0.00	0	0	0	0	
Total				0.00	0	0	0	0	

CORE DECISION ITEM

Statewide Real Estate Leasing Services

Budget Unit 980009B

-
CORE - HB 13 Real Estate - Economic Development

Bill Section 13.005

Summary of the Core by Expenditure Types

Account	FY24 Budget		FY24 Actual		FY25 Budget		FY25 Actual as of 9/30/24		FY26 DTREQ		FY26 GVREC	
	Dollars	FTE	Dollars	FTE	Dollars	FTE	Dollars	FTE	Dollars	FTE	Dollars	FTE
Fuel and Utilities	592	0.00	429	0.00	34	0.00	0	0.00	34	0.00	0	0.00
Supplies	2	0.00	0	0.00	2	0.00	0	0.00	1	0.00	0	0.00
Communications Services and Supplies	2	0.00	0	0.00	2	0.00	0	0.00	1	0.00	0	0.00
Professional Services	101	0.00	33	0.00	59	0.00	0	0.00	1	0.00	0	0.00
Housekeeping and Janitorial Services	624	0.00	38	0.00	573	0.00	0	0.00	145	0.00	0	0.00
Property and Improvements Expenses	5	0.00	0	0.00	5	0.00	0	0.00	1	0.00	0	0.00
Building Lease Payments Operating	7,500	0.00	3,541	0.00	15,288	0.00	375	0.00	11,544	0.00	0	0.00
Total EE	8,826	0.00	4,041	0.00	15,963	0.00	375	0.00	11,727	0.00	0	0.00
Debt Service Expenses	0	0.00	4,479	0.00	2	0.00	0	0.00	1,834	0.00	0	0.00
Total PSD	0	0.00	4,479	0.00	2	0.00	0	0.00	1,834	0.00	0	0.00
Grand Total	8,826	0.00	8,520	0.00	15,965	0.00	375	0.00	13,561	0.00	0	0.00

CORE DECISION ITEM

Statewide Real Estate Leasing Services

Budget Unit 980033B

-
CORE - HB 13 Real Estate - Economic Development

Bill Section 13.010

1. CORE FINANCIAL SUMMARY

	FY 2026 Department Request			
	GR	Federal	Other	Total
PS	0	0	0	0
EE	333,337	0	156,371	489,708
PSD	0	0	0	0
TRF	0	0	0	0
Total	333,337	0	156,371	489,708

FTE	0.00	0.00	0.00	0.00
------------	-------------	-------------	-------------	-------------

Est. Fringe	0	0	0	0
--------------------	---	---	---	---

Note: Fringes budgeted in Appropriation Bill 5 except for certain fringes budgeted directly to MoDOT, Highway Patrol, and Conservation.

Other Funds: 1274:Division of Tourism Supplemental Revenue Fund
1547:Department of Economic Development Administrative

	FY 2026 Governor's Recommended			
	GR	Federal	Other	Total
PS	0	0	0	0
EE	0	0	0	0
PSD	0	0	0	0
TRF	0	0	0	0
Total	0	0	0	0

FTE	0.00	0.00	0.00	0.00
------------	-------------	-------------	-------------	-------------

Est. Fringe	0	0	0	0
--------------------	---	---	---	---

Note: Fringes budgeted in Appropriation Bill 5 except for certain fringes budgeted directly to MoDOT, Highway Patrol, and Conservation.

2. CORE DESCRIPTION

The Division of Facilities Management, Design & Construction (FMDC) is responsible for the oversight and management of approximately forty-four thousand (44,000) sq. ft. of state-owned space on behalf of the Department of Economic Development.

3. PROGRAM LISTING (list programs included in this core funding)

N/A

CORE DECISION ITEM

Statewide Real Estate Leasing Services

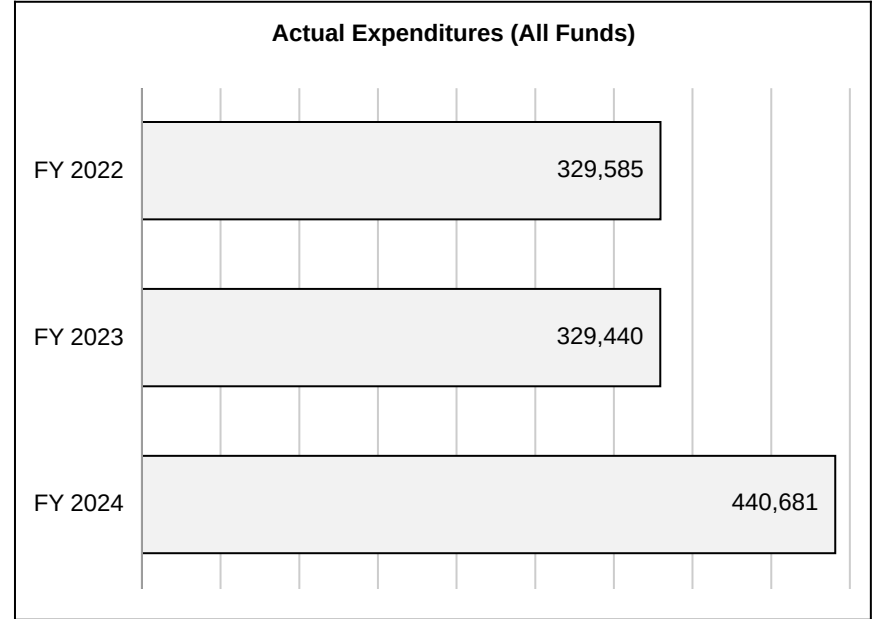
Budget Unit 980033B

-
CORE - HB 13 Real Estate - Economic Development

Bill Section 13.010

4. FINANCIAL HISTORY

	FY 2022	FY 2023	FY 2024	FY 2025
	Actual	Actual	Actual	Current Yr. as of 9/30/24
Appropriations (All Funds)	393,308	382,865	483,273	488,304
Less Reverted (All Funds)	(6,619)	(7,420)	(9,720)	(9,790)
Less Restricted (All Funds)*	0	0	0	0
Less Transfers Out	0	0	(2,000)	0
Plus Transfers In	0	0	8,600	0
Budget Authority (All Funds)	386,689	375,445	480,153	478,514
Actual Expenditures (all Fund)	329,585	329,440	440,681	N/A
Unexpended (All Funds)	57,104	46,005	39,472	N/A
Unexpended by Fund:				
General Revenue	(14,507)	11,025	1	N/A
Federal	0	0	0	N/A
Other	71,611	34,980	39,471	N/A



*Restricted amount is as of

Reverted includes the statutory three-percent reserve amount (when applicable).

Restricted includes any Governor's Expenditure Restrictions which remained at the end of the fiscal year (when applicable).

CORE DECISION ITEM

Statewide Real Estate Leasing Services

Budget Unit 980033B

-
CORE - HB 13 Real Estate - Economic Development

Bill Section 13.010

5. CORE RECONCILIATION DETAIL

	Budget Class	FTE	GR	FED	OTHER	TOTAL	Explanation
TAFP After VETOES							
	PS	0.00	0	0	0	0	
	EE	0.00	326,337	0	161,967	488,304	
	PD	0.00	0	0	0	0	
	TRF	0.00	0	0	0	0	
	Total	0.00	326,337	0	161,967	488,304	
One-Times							
	PS	0.00	0	0	0	0	
	EE	0.00	0	0	0	0	
	PD	0.00	0	0	0	0	
	TRF	0.00	0	0	0	0	
	Total	0.00	0	0	0	0	
FY 26 Beginning Core							
	PS	0.00	0	0	0	0	
	EE	0.00	326,337	0	161,967	488,304	
	PD	0.00	0	0	0	0	
	TRF	0.00	0	0	0	0	
	Total	0.00	326,337	0	161,967	488,304	
Department Request Adjustments							

CORE DECISION ITEM

Statewide Real Estate Leasing Services

Budget Unit 980033B

-
CORE - HB 13 Real Estate - Economic Development

Bill Section 13.010

			Budget Class	FTE	GR	FED	OTHER	TOTAL	Explanation
Core Reallocation	CRA.98B.001	17698	EE	0.00	0	0	2,404	2,404	Reallocation to align budget with planned expenditures and reduce the need for future flex within HB 13.
Core Reallocation	CRA.98B.003	17691	EE	0.00	7,000	0	0	7,000	Reallocation to align budget with planned expenditures and reduce the need for future flex in HB 13.
Core Reallocation	CRA.98B.003	17698	EE	0.00	0	0	(9,000)	(9,000)	Reallocation to align budget with planned expenditures and reduce the need for future flex in HB 13.
Core Reallocation	CRA.98B.003	17706	EE	0.00	0	0	1,000	1,000	Reallocation to align budget with planned expenditures and reduce the need for future flex in HB 13.
Net Department Request Adjustments				0.00	7,000	0	(5,596)	1,404	
Department Request Core									
			PS	0.00	0	0	0	0	
			EE	0.00	333,337	0	156,371	489,708	
			PD	0.00	0	0	0	0	
			TRF	0.00	0	0	0	0	
Total				0.00	333,337	0	156,371	489,708	
Governor's Recommended Core									
			PS	0.00	0	0	0	0	
			EE	0.00	0	0	0	0	
			PD	0.00	0	0	0	0	
			TRF	0.00	0	0	0	0	
Total				0.00	0	0	0	0	

CORE DECISION ITEM

Statewide Real Estate Leasing Services

Budget Unit 980033B

-
CORE - HB 13 Real Estate - Economic Development

Bill Section 13.010

Summary of the Core by Expenditure Types

Account	FY24 Budget		FY24 Actual		FY25 Budget		FY25 Actual as of 9/30/24		FY26 DTREQ		FY26 GVREC	
	Dollars	FTE	Dollars	FTE	Dollars	FTE	Dollars	FTE	Dollars	FTE	Dollars	FTE
Property and Improvements Expenses	3,086	0.00	0	0.00	3,086	0.00	0	0.00	3,086	0.00	0	0.00
Building Lease Payments Operating	480,187	0.00	440,681	0.00	485,218	0.00	0	0.00	486,622	0.00	0	0.00
Total EE	483,273	0.00	440,681	0.00	488,304	0.00	0	0.00	489,708	0.00	0	0.00
Grand Total	483,273	0.00	440,681	0.00	488,304	0.00	0	0.00	489,708	0.00	0	0.00

CORE DECISION ITEM

Statewide Real Estate Leasing Services

Budget Unit 980010B

-
CORE - HB 13 Real Estate - Commerce and Insurance

Bill Section 13.005

1. CORE FINANCIAL SUMMARY

	FY 2026 Department Request			
	GR	Federal	Other	Total
PS	0	0	0	0
EE	69,337	0	475,602	544,939
PSD	55,972	0	744,778	800,750
TRF	0	0	0	0
Total	125,309	0	1,220,380	1,345,689

FTE 0.00 0.00 0.00 0.00

Est. Fringe	0	0	0	0
-------------	---	---	---	---

Note: Fringes budgeted in Appropriation Bill 5 except for certain fringes budgeted directly to MoDOT, Highway Patrol, and Conservation.

Other Funds: Various Funds

	FY 2026 Governor's Recommended			
	GR	Federal	Other	Total
PS	0	0	0	0
EE	0	0	0	0
PSD	0	0	0	0
TRF	0	0	0	0
Total	0	0	0	0

FTE 0.00 0.00 0.00 0.00

Est. Fringe	0	0	0	0
-------------	---	---	---	---

Note: Fringes budgeted in Appropriation Bill 5 except for certain fringes budgeted directly to MoDOT, Highway Patrol, and Conservation.

2. CORE DESCRIPTION

The Division of Facilities Management, Design & Construction (FMDC) is responsible for the oversight and management of approximately ten (10) lease contracts, totaling approximately seventy-four thousand (74,000) sq. ft. of space on behalf of the Department of Commerce and Insurance.

3. PROGRAM LISTING (list programs included in this core funding)

N/A

CORE DECISION ITEM

Statewide Real Estate Leasing Services

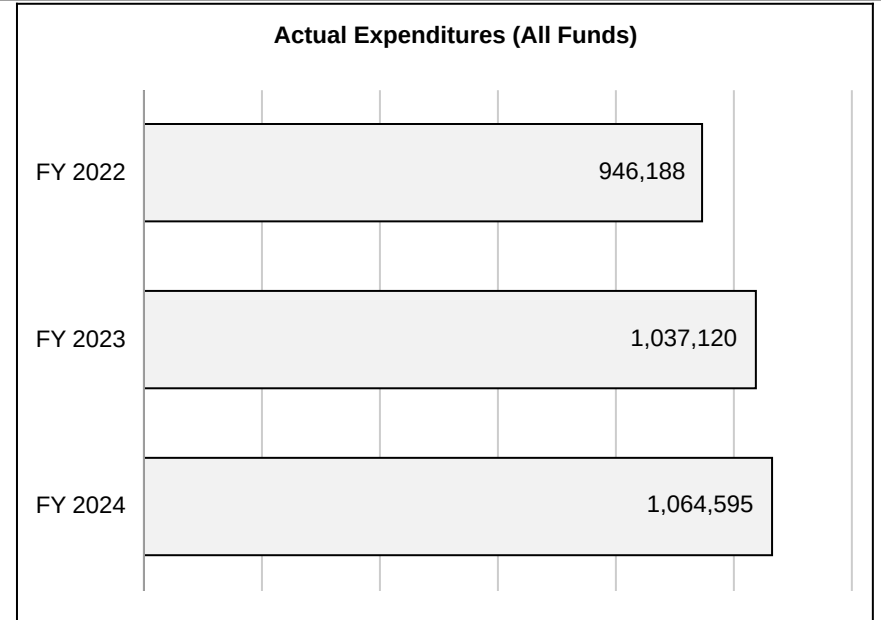
Budget Unit 980010B

-
CORE - HB 13 Real Estate - Commerce and Insurance

Bill Section 13.005

4. FINANCIAL HISTORY

	FY 2022	FY 2023	FY 2024	FY 2025
	Actual	Actual	Actual	Current Yr. as of 9/30/24
Appropriations (All Funds)	1,034,185	1,094,589	1,620,902	1,355,689
Less Reverted (All Funds)	(2,155)	(2,338)	(10,169)	(3,759)
Less Restricted (All Funds)*	0	0	0	0
Less Transfers Out	0	0	(54,352)	(132,932)
Plus Transfers In	0	0	20,820	0
Budget Authority (All Funds)	1,032,030	1,092,251	1,577,201	1,218,998
Actual Expenditures (all Fund)	946,188	1,037,120	1,064,595	N/A
Unexpended (All Funds)	85,842	55,131	512,606	N/A
Unexpended by Fund:				
General Revenue	66,759	6,238	248,124	N/A
Federal	0	0	0	N/A
Other	19,083	48,893	264,482	N/A



*Restricted amount is as of

Reverted includes the statutory three-percent reserve amount (when applicable).

Restricted includes any Governor's Expenditure Restrictions which remained at the end of the fiscal year (when applicable).

CORE DECISION ITEM

Statewide Real Estate Leasing Services

Budget Unit 980010B

-
CORE - HB 13 Real Estate - Commerce and Insurance

Bill Section 13.005

5. CORE RECONCILIATION DETAIL

	Budget Class	FTE	GR	FED	OTHER	TOTAL	Explanation
TAFP After VETOES							
	PS	0.00	0	0	0	0	
	EE	0.00	125,308	0	1,230,374	1,355,682	
	PD	0.00	1	0	6	7	
	TRF	0.00	0	0	0	0	
	Total	0.00	125,309	0	1,230,380	1,355,689	
One-Times							
	PS	0.00	0	0	0	0	
	EE	0.00	0	0	0	0	
	PD	0.00	0	0	0	0	
	TRF	0.00	0	0	0	0	
	Total	0.00	0	0	0	0	
FY 26 Beginning Core							
	PS	0.00	0	0	0	0	
	EE	0.00	125,308	0	1,230,374	1,355,682	
	PD	0.00	1	0	6	7	
	TRF	0.00	0	0	0	0	
	Total	0.00	125,309	0	1,230,380	1,355,689	
Department Request Adjustments							

CORE DECISION ITEM

Statewide Real Estate Leasing Services

Budget Unit 980010B

CORE - HB 13 Real Estate - Commerce and Insurance

Bill Section 13.005

			Budget Class	FTE	GR	FED	OTHER	TOTAL	Explanation
Core Reallocation	CRA.98B.001	13739	EE	0.00	0	0	10,000	10,000	Reallocation to align budget with planned expenditures and reduce the need for future flex within HB 13.
Core Reallocation	CRA.98B.001	15616	EE	0.00	0	0	(20,000)	(20,000)	Reallocation to align budget with planned expenditures and reduce the need for future flex within HB 13.
Core Reallocation	CRA.98B.002	13739	EE	0.00	0	0	(46,752)	(46,752)	Reallocation to align budget with planned expenditures and reduce the need for future flex within HB 13.
Core Reallocation	CRA.98B.002	15616	EE	0.00	0	0	(689,715)	(689,715)	Reallocation to align budget with planned expenditures and reduce the need for future flex within HB 13.
Core Reallocation	CRA.98B.002	15617	EE	0.00	0	0	(7,151)	(7,151)	Reallocation to align budget with planned expenditures and reduce the need for future flex within HB 13.
Core Reallocation	CRA.98B.002	16059	EE	0.00	(55,971)	0	0	(55,971)	Reallocation to align budget with planned expenditures and reduce the need for future flex within HB 13.
Core Reallocation	CRA.98B.002	16082	EE	0.00	0	0	(1,154)	(1,154)	Reallocation to align budget with planned expenditures and reduce the need for future flex within HB 13.
Core Reallocation	CRA.98B.003	13739	EE	0.00	0	0	7,000	7,000	Reallocation to align budget with planned expenditures and reduce the need for future flex in HB 13.
Core Reallocation	CRA.98B.003	15617	EE	0.00	0	0	(5,000)	(5,000)	Reallocation to align budget with planned expenditures and reduce the need for future flex in HB 13.
Core Reallocation	CRA.98B.003	16082	EE	0.00	0	0	(2,000)	(2,000)	Reallocation to align budget with planned expenditures and reduce the need for future flex in HB 13.
Core Reallocation	CRA.98B.002	13739	PD	0.00	0	0	46,752	46,752	Reallocation to align budget with planned expenditures and reduce the need for future flex within HB 13.
Core Reallocation	CRA.98B.002	15616	PD	0.00	0	0	689,715	689,715	Reallocation to align budget with planned expenditures and reduce the need for future flex within HB 13.
Core Reallocation	CRA.98B.002	15617	PD	0.00	0	0	7,151	7,151	Reallocation to align budget with planned expenditures and reduce the need for future flex within HB 13.
Core Reallocation	CRA.98B.002	16059	PD	0.00	55,971	0	0	55,971	Reallocation to align budget with planned expenditures and reduce the need for future flex within HB 13.
Core Reallocation	CRA.98B.002	16082	PD	0.00	0	0	1,154	1,154	Reallocation to align budget with planned expenditures and reduce the need for future flex within HB 13.
Net Department Request Adjustments				0.00	0	0	(10,000)	(10,000)	
Department Request Core									

CORE DECISION ITEM

Statewide Real Estate Leasing Services

Budget Unit 980010B

-
CORE - HB 13 Real Estate - Commerce and Insurance

Bill Section 13.005

Budget Class	FTE	GR	FED	OTHER	TOTAL	Explanation
PS	0.00	0	0	0	0	
EE	0.00	69,337	0	475,602	544,939	
PD	0.00	55,972	0	744,778	800,750	
TRF	0.00	0	0	0	0	
Total	0.00	125,309	0	1,220,380	1,345,689	

Governor's Recommended Core

PS	0.00	0	0	0	0	
EE	0.00	0	0	0	0	
PD	0.00	0	0	0	0	
TRF	0.00	0	0	0	0	
Total	0.00	0	0	0	0	

CORE DECISION ITEM

Statewide Real Estate Leasing Services

Budget Unit 980010B

-
CORE - HB 13 Real Estate - Commerce and Insurance

Bill Section 13.005

Summary of the Core by Expenditure Types

Account	FY24 Budget		FY24 Actual		FY25 Budget		FY25 Actual as of 9/30/24		FY26 DTREQ		FY26 GVREC	
	Dollars	FTE	Dollars	FTE	Dollars	FTE	Dollars	FTE	Dollars	FTE	Dollars	FTE
Fuel and Utilities	24,075	0.00	151,078	0.00	23,136	0.00	0	0.00	23,136	0.00	0	0.00
Supplies	7	0.00	4	0.00	7	0.00	0	0.00	7	0.00	0	0.00
Communications Services and Supplies	205	0.00	1,128	0.00	205	0.00	0	0.00	205	0.00	0	0.00
Professional Services	507	0.00	3,874	0.00	431	0.00	0	0.00	431	0.00	0	0.00
Housekeeping and Janitorial Services	167,053	0.00	4,510	0.00	166,960	0.00	0	0.00	166,960	0.00	0	0.00
Property and Improvements Expenses	244,928	0.00	0	0.00	928	0.00	0	0.00	928	0.00	0	0.00
Building Lease Payments Operating	1,184,127	0.00	98,397	0.00	1,164,015	0.00	69,164	0.00	353,272	0.00	0	0.00
Total EE	1,620,902	0.00	258,990	0.00	1,355,682	0.00	69,164	0.00	544,939	0.00	0	0.00
Debt Service Expenses	0	0.00	805,605	0.00	7	0.00	0	0.00	800,750	0.00	0	0.00
Total PSD	0	0.00	805,605	0.00	7	0.00	0	0.00	800,750	0.00	0	0.00
Grand Total	1,620,902	0.00	1,064,595	0.00	1,355,689	0.00	69,164	0.00	1,345,689	0.00	0	0.00

CORE DECISION ITEM

Statewide Real Estate Leasing Services

Budget Unit 980034B

-
CORE - HB 13 Real Estate - Commerce and Insurance

Bill Section 13.010

1. CORE FINANCIAL SUMMARY

	FY 2026 Department Request			
	GR	Federal	Other	Total
PS	0	0	0	0
EE	0	0	1,348,676	1,348,676
PSD	0	0	0	0
TRF	0	0	0	0
Total	0	0	1,348,676	1,348,676

FTE **0.00** **0.00** **0.00** **0.00**

Est. Fringe	0	0	0	0
--------------------	---	---	---	---

Note: Fringes budgeted in Appropriation Bill 5 except for certain fringes budgeted directly to MoDOT, Highway Patrol, and Conservation.

Other Funds: Various Funds

	FY 2026 Governor's Recommended			
	GR	Federal	Other	Total
PS	0	0	0	0
EE	0	0	0	0
PSD	0	0	0	0
TRF	0	0	0	0
Total	0	0	0	0

FTE **0.00** **0.00** **0.00** **0.00**

Est. Fringe	0	0	0	0
--------------------	---	---	---	---

Note: Fringes budgeted in Appropriation Bill 5 except for certain fringes budgeted directly to MoDOT, Highway Patrol, and Conservation.

2. CORE DESCRIPTION

The Division of Facilities Management, Design & Construction (FMDC) is responsible for the oversight and management of approximately one hundred thirty-five thousand (135,000) sq. ft. of state-owned space on behalf of the Department of Commerce and Insurance.

3. PROGRAM LISTING (list programs included in this core funding)

N/A

CORE DECISION ITEM

Statewide Real Estate Leasing Services


Budget Unit 980034B

-
CORE - HB 13 Real Estate - Commerce and Insurance

Bill Section 13.010

4. FINANCIAL HISTORY

	FY 2022	FY 2023	FY 2024	FY 2025
	Actual	Actual	Actual	Current Yr. as of 10/8/24
Appropriations (All Funds)	1,022,737	1,159,776	1,446,272	1,332,676
Less Reverted (All Funds)	0	0	0	0
Less Restricted (All Funds)*	0	0	0	0
Less Transfers Out	0	0	0	0
Plus Transfers In	0	0	34,694	132,932
Budget Authority (All Funds)	1,022,737	1,159,776	1,480,966	1,465,608
Actual Expenditures (all Fund)	1,105,942	1,106,330	1,405,740	N/A
Unexpended (All Funds)	(83,205)	53,446	75,226	N/A
Unexpended by Fund:				
General Revenue	0	0	0	N/A
Federal	0	0	0	N/A
Other	(83,205)	53,446	75,226	N/A



*Restricted amount is as of

Reverted includes the statutory three-percent reserve amount (when applicable).

Restricted includes any Governor's Expenditure Restrictions which remained at the end of the fiscal year (when applicable).

CORE DECISION ITEM

Statewide Real Estate Leasing Services

Budget Unit 980034B

-
CORE - HB 13 Real Estate - Commerce and Insurance

Bill Section 13.010

5. CORE RECONCILIATION DETAIL

	Budget Class	FTE	GR	FED	OTHER	TOTAL	Explanation
TAFP After VETOES							
	PS	0.00	0	0	0	0	
	EE	0.00	0	0	1,332,676	1,332,676	
	PD	0.00	0	0	0	0	
	TRF	0.00	0	0	0	0	
	Total	0.00	0	0	1,332,676	1,332,676	
One-Times							
	PS	0.00	0	0	0	0	
	EE	0.00	0	0	0	0	
	PD	0.00	0	0	0	0	
	TRF	0.00	0	0	0	0	
	Total	0.00	0	0	0	0	
FY 26 Beginning Core							
	PS	0.00	0	0	0	0	
	EE	0.00	0	0	1,332,676	1,332,676	
	PD	0.00	0	0	0	0	
	TRF	0.00	0	0	0	0	
	Total	0.00	0	0	1,332,676	1,332,676	
Department Request Adjustments							

CORE DECISION ITEM

Statewide Real Estate Leasing Services

Budget Unit 980034B

-
CORE - HB 13 Real Estate - Commerce and Insurance

Bill Section 13.010

			Budget Class	FTE	GR	FED	OTHER	TOTAL	Explanation
Core Reallocation	CRA.98B.001	17709	EE	0.00	0	0	(10,000)	(10,000)	Reallocation to align budget with planned expenditures and reduce the need for future flex within HB 13.
Core Reallocation	CRA.98B.001	17710	EE	0.00	0	0	20,000	20,000	Reallocation to align budget with planned expenditures and reduce the need for future flex within HB 13.
Core Reallocation	CRA.98B.003	17709	EE	0.00	0	0	6,000	6,000	Reallocation to align budget with planned expenditures and reduce the need for future flex in HB 13.
Core Reallocation	CRA.98B.003	17710	EE	0.00	0	0	15,000	15,000	Reallocation to align budget with planned expenditures and reduce the need for future flex in HB 13.
Core Reallocation	CRA.98B.003	17711	EE	0.00	0	0	(15,000)	(15,000)	Reallocation to align budget with planned expenditures and reduce the need for future flex in HB 13.
Net Department Request Adjustments				0.00	0	0	16,000	16,000	
Department Request Core									
			PS	0.00	0	0	0	0	
			EE	0.00	0	0	1,348,676	1,348,676	
			PD	0.00	0	0	0	0	
			TRF	0.00	0	0	0	0	
Total				0.00	0	0	1,348,676	1,348,676	
Governor's Recommended Core									
			PS	0.00	0	0	0	0	
			EE	0.00	0	0	0	0	
			PD	0.00	0	0	0	0	
			TRF	0.00	0	0	0	0	
Total				0.00	0	0	0	0	

CORE DECISION ITEM

Statewide Real Estate Leasing Services

Budget Unit 980034B

-
CORE - HB 13 Real Estate - Commerce and Insurance

Bill Section 13.010

Summary of the Core by Expenditure Types

Account	FY24 Budget		FY24 Actual		FY25 Budget		FY25 Actual as of 10/8/24		FY26 DTREQ		FY26 GVREC	
	Dollars	FTE	Dollars	FTE	Dollars	FTE	Dollars	FTE	Dollars	FTE	Dollars	FTE
Property and Improvements Expenses	8,635	0.00	0	0.00	8,635	0.00	0	0.00	8,635	0.00	0	0.00
Building Lease Payments Operating	1,437,637	0.00	1,405,740	0.00	1,324,041	0.00	0	0.00	1,340,041	0.00	0	0.00
Total EE	1,446,272	0.00	1,405,740	0.00	1,332,676	0.00	0	0.00	1,348,676	0.00	0	0.00
Grand Total	1,446,272	0.00	1,405,740	0.00	1,332,676	0.00	0	0.00	1,348,676	0.00	0	0.00

CORE DECISION ITEM

Statewide Real Estate Leasing Services

Budget Unit 980011B

-
CORE - HB 13 Real Estate - Labor and Industrial Relations

Bill Section 13.005

1. CORE FINANCIAL SUMMARY

	FY 2026 Department Request			
	GR	Federal	Other	Total
PS	0	0	0	0
EE	26,121	82,135	193,790	302,046
PSD	2,947	35,324	291,229	329,500
TRF	0	0	0	0
Total	29,068	117,459	485,019	631,546

FTE	0.00	0.00	0.00	0.00
------------	-------------	-------------	-------------	-------------

Est. Fringe	0	0	0	0
--------------------	---	---	---	---

Note: Fringes budgeted in Appropriation Bill 5 except for certain fringes budgeted directly to MoDOT, Highway Patrol, and Conservation.

Federal Funds: 1117:Department of Labor and Industrial Relations Com on
 1122:Department of Labor and Industrial Relations Administr
 1948:Unemployment Compensation Administration Fund
 Other Funds: 1652:Workers Compensation Fund

	FY 2026 Governor's Recommended			
	GR	Federal	Other	Total
PS	0	0	0	0
EE	0	0	0	0
PSD	0	0	0	0
TRF	0	0	0	0
Total	0	0	0	0

FTE	0.00	0.00	0.00	0.00
------------	-------------	-------------	-------------	-------------

Est. Fringe	0	0	0	0
--------------------	---	---	---	---

Note: Fringes budgeted in Appropriation Bill 5 except for certain fringes budgeted directly to MoDOT, Highway Patrol, and Conservation.

2. CORE DESCRIPTION

The Division of Facilities Management, Design & Construction (FMDC) is responsible for the oversight and management of approximately twelve (12) lease contracts, totaling an estimated twenty-one thousand (21,000) sq. ft. of space on behalf of the Department of Labor and Industrial Relations.

3. PROGRAM LISTING (list programs included in this core funding)

N/A

CORE DECISION ITEM

Statewide Real Estate Leasing Services

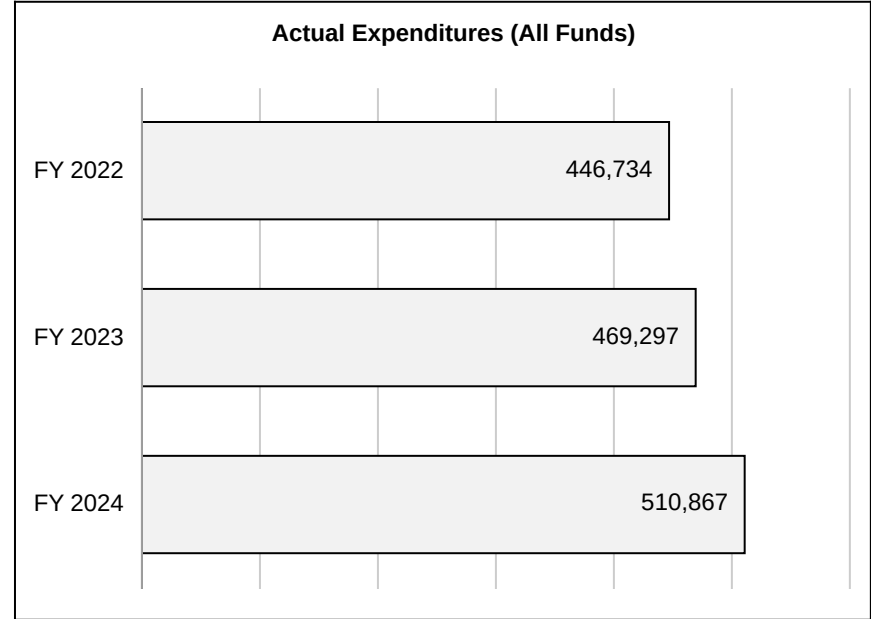
Budget Unit 980011B

-
CORE - HB 13 Real Estate - Labor and Industrial Relations

Bill Section 13.005

4. FINANCIAL HISTORY

	FY 2022	FY 2023	FY 2024	FY 2025
	Actual	Actual	Actual	Current Yr. as of 9/30/24
Appropriations (All Funds)	470,836	514,810	609,953	631,546
Less Reverted (All Funds)	(183)	(198)	(242)	(872)
Less Restricted (All Funds)*	0	0	0	0
Less Transfers Out	0	0	0	0
Plus Transfers In	0	0	5,000	0
Budget Authority (All Funds)	470,653	514,612	614,711	630,674
Actual Expenditures (all Fund)	446,734	469,297	510,867	N/A
Unexpended (All Funds)	23,919	45,315	103,844	N/A
Unexpended by Fund:				
General Revenue	644	(2,058)	5,664	N/A
Federal	14,579	23,968	42,117	N/A
Other	8,696	23,405	56,064	N/A



*Restricted amount is as of

Reverted includes the statutory three-percent reserve amount (when applicable).

Restricted includes any Governor's Expenditure Restrictions which remained at the end of the fiscal year (when applicable).

CORE DECISION ITEM

Statewide Real Estate Leasing Services

Budget Unit 980011B

-
CORE - HB 13 Real Estate - Labor and Industrial Relations

Bill Section 13.005

5. CORE RECONCILIATION DETAIL

	Budget Class	FTE	GR	FED	OTHER	TOTAL	Explanation
TAFP After VETOES							
	PS	0.00	0	0	0	0	
	EE	0.00	29,067	117,456	485,018	631,541	
	PD	0.00	1	3	1	5	
	TRF	0.00	0	0	0	0	
	Total	0.00	29,068	117,459	485,019	631,546	
One-Times							
	PS	0.00	0	0	0	0	
	EE	0.00	0	0	0	0	
	PD	0.00	0	0	0	0	
	TRF	0.00	0	0	0	0	
	Total	0.00	0	0	0	0	
FY 26 Beginning Core							
	PS	0.00	0	0	0	0	
	EE	0.00	29,067	117,456	485,018	631,541	
	PD	0.00	1	3	1	5	
	TRF	0.00	0	0	0	0	
	Total	0.00	29,068	117,459	485,019	631,546	
Department Request Adjustments							

CORE DECISION ITEM

Statewide Real Estate Leasing Services

Budget Unit 980011B

-
CORE - HB 13 Real Estate - Labor and Industrial Relations

Bill Section 13.005

			Budget Class	FTE	GR	FED	OTHER	TOTAL	Explanation
Core Reallocation	CRA.98B.002	12464	EE	0.00	0	(2,761)	0	(2,761)	Reallocation to align budget with planned expenditures and reduce the need for future flex within HB 13.
Core Reallocation	CRA.98B.002	13229	EE	0.00	(2,946)	0	0	(2,946)	Reallocation to align budget with planned expenditures and reduce the need for future flex within HB 13.
Core Reallocation	CRA.98B.002	13233	EE	0.00	0	(32,560)	0	(32,560)	Reallocation to align budget with planned expenditures and reduce the need for future flex within HB 13.
Core Reallocation	CRA.98B.002	13236	EE	0.00	0	0	(291,228)	(291,228)	Reallocation to align budget with planned expenditures and reduce the need for future flex within HB 13.
Core Reallocation	CRA.98B.002	12464	PD	0.00	0	2,761	0	2,761	Reallocation to align budget with planned expenditures and reduce the need for future flex within HB 13.
Core Reallocation	CRA.98B.002	13229	PD	0.00	2,946	0	0	2,946	Reallocation to align budget with planned expenditures and reduce the need for future flex within HB 13.
Core Reallocation	CRA.98B.002	13233	PD	0.00	0	32,560	0	32,560	Reallocation to align budget with planned expenditures and reduce the need for future flex within HB 13.
Core Reallocation	CRA.98B.002	13236	PD	0.00	0	0	291,228	291,228	Reallocation to align budget with planned expenditures and reduce the need for future flex within HB 13.
Net Department Request Adjustments				0.00	0	0	0	0	
Department Request Core									
			PS	0.00	0	0	0	0	
			EE	0.00	26,121	82,135	193,790	302,046	
			PD	0.00	2,947	35,324	291,229	329,500	
			TRF	0.00	0	0	0	0	
			Total	0.00	29,068	117,459	485,019	631,546	
Governor's Recommended Core									
			PS	0.00	0	0	0	0	
			EE	0.00	0	0	0	0	

CORE DECISION ITEM

Statewide Real Estate Leasing Services

Budget Unit 980011B

-

CORE - HB 13 Real Estate - Labor and Industrial Relations

Bill Section 13.005

PD	0.00	0	0	0	0
TRF	0.00	0	0	0	0
Total	0.00	0	0	0	0

CORE DECISION ITEM

Statewide Real Estate Leasing Services

Budget Unit 980011B

-
CORE - HB 13 Real Estate - Labor and Industrial Relations

Bill Section 13.005

Summary of the Core by Expenditure Types

Account	FY24 Budget		FY24 Actual		FY25 Budget		FY25 Actual as of 9/30/24		FY26 DTREQ		FY26 GVREC	
	Dollars	FTE	Dollars	FTE	Dollars	FTE	Dollars	FTE	Dollars	FTE	Dollars	FTE
Fuel and Utilities	46,641	0.00	27,360	0.00	46,641	0.00	0	0.00	46,641	0.00	0	0.00
Supplies	103	0.00	0	0.00	103	0.00	0	0.00	103	0.00	0	0.00
Communications Services and Supplies	103	0.00	16	0.00	103	0.00	0	0.00	103	0.00	0	0.00
Professional Services	601	0.00	137	0.00	601	0.00	0	0.00	601	0.00	0	0.00
Housekeeping and Janitorial Services	73,330	0.00	45,364	0.00	73,330	0.00	0	0.00	73,330	0.00	0	0.00
Property and Improvements Expenses	406	0.00	0	0.00	406	0.00	0	0.00	406	0.00	0	0.00
Building Lease Payments Operating	488,769	0.00	108,494	0.00	510,357	0.00	33,471	0.00	180,862	0.00	0	0.00
Total EE	609,953	0.00	181,371	0.00	631,541	0.00	33,471	0.00	302,046	0.00	0	0.00
Debt Service Expenses	0	0.00	329,496	0.00	5	0.00	0	0.00	329,500	0.00	0	0.00
Total PSD	0	0.00	329,496	0.00	5	0.00	0	0.00	329,500	0.00	0	0.00
Grand Total	609,953	0.00	510,867	0.00	631,546	0.00	33,471	0.00	631,546	0.00	0	0.00

CORE DECISION ITEM

Statewide Real Estate Leasing Services

Budget Unit 980035B

-
CORE - HB 13 Real Estate - Labor and Industrial Relations

Bill Section 13.010

1. CORE FINANCIAL SUMMARY

	FY 2026 Department Request			
	GR	Federal	Other	Total
PS	0	0	0	0
EE	167,885	1,954,652	794,284	2,916,821
PSD	0	0	0	0
TRF	0	0	0	0
Total	167,885	1,954,652	794,284	2,916,821

FTE	0.00	0.00	0.00	0.00
-----	------	------	------	------

Est. Fringe	0	0	0	0
-------------	---	---	---	---

Note: Fringes budgeted in Appropriation Bill 5 except for certain fringes budgeted directly to MoDOT, Highway Patrol, and Conservation.

Federal Funds: 1117:Department of Labor and Industrial Relations Com on
 1122:Department of Labor and Industrial Relations Administr
 1186:Division of Labor Standards Federal
 1948:Unemployment Compensation Administration Fund
 Other Funds: 1652:Workers Compensation Fund
 1949:Special Employment Security Fund

	FY 2026 Governor's Recommended			
	GR	Federal	Other	Total
PS	0	0	0	0
EE	0	0	0	0
PSD	0	0	0	0
TRF	0	0	0	0
Total	0	0	0	0

FTE	0.00	0.00	0.00	0.00
-----	------	------	------	------

Est. Fringe	0	0	0	0
-------------	---	---	---	---

Note: Fringes budgeted in Appropriation Bill 5 except for certain fringes budgeted directly to MoDOT, Highway Patrol, and Conservation.

2. CORE DESCRIPTION

The Division of Facilities Management, Design & Construction (FMDC) is responsible for the oversight and management of approximately two hundred fifty thousand (250,000) sq. ft. of state-owned space on behalf of the Department of Labor and Industrial Relations.

3. PROGRAM LISTING (list programs included in this core funding)

N/A

CORE DECISION ITEM

Statewide Real Estate Leasing Services

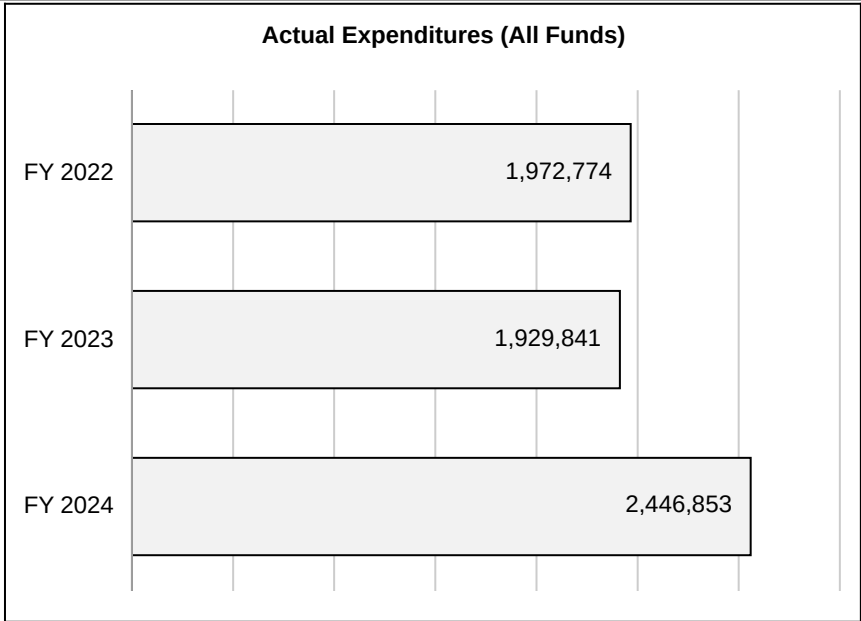
Budget Unit 980035B

-
CORE - HB 13 Real Estate - Labor and Industrial Relations

Bill Section 13.010

4. FINANCIAL HISTORY

	FY 2022	FY 2023	FY 2024	FY 2025
	Actual	Actual	Actual	Current Yr. as of 9/30/24
Appropriations (All Funds)	2,129,380	2,374,849	2,820,026	2,885,821
Less Reverted (All Funds)	(1,905)	(3,547)	(4,458)	(5,037)
Less Restricted (All Funds)*	0	0	0	0
Less Transfers Out	0	0	0	0
Plus Transfers In	0	0	272,848	0
Budget Authority (All Funds)	2,127,475	2,371,302	3,088,416	2,880,784
Actual Expenditures (all Fund)	1,972,774	1,929,841	2,446,853	N/A
Unexpended (All Funds)	154,701	441,461	641,563	N/A
Unexpended by Fund:				
General Revenue	552	59,473	8,035	N/A
Federal	(160,879)	(87,425)	409,711	N/A
Other	315,028	469,413	223,817	N/A



*Restricted amount is as of

Reverted includes the statutory three-percent reserve amount (when applicable).

Restricted includes any Governor's Expenditure Restrictions which remained at the end of the fiscal year (when applicable).

CORE DECISION ITEM

Statewide Real Estate Leasing Services

Budget Unit 980035B

-
CORE - HB 13 Real Estate - Labor and Industrial Relations

Bill Section 13.010

5. CORE RECONCILIATION DETAIL

	Budget Class	FTE	GR	FED	OTHER	TOTAL	Explanation
TAFP After VETOES							
	PS	0.00	0	0	0	0	
	EE	0.00	167,885	1,923,652	794,284	2,885,821	
	PD	0.00	0	0	0	0	
	TRF	0.00	0	0	0	0	
	Total	0.00	167,885	1,923,652	794,284	2,885,821	
One-Times							
	PS	0.00	0	0	0	0	
	EE	0.00	0	0	0	0	
	PD	0.00	0	0	0	0	
	TRF	0.00	0	0	0	0	
	Total	0.00	0	0	0	0	
FY 26 Beginning Core							
	PS	0.00	0	0	0	0	
	EE	0.00	167,885	1,923,652	794,284	2,885,821	
	PD	0.00	0	0	0	0	
	TRF	0.00	0	0	0	0	
	Total	0.00	167,885	1,923,652	794,284	2,885,821	
Department Request Adjustments							

CORE DECISION ITEM

Statewide Real Estate Leasing Services

Budget Unit 980035B

-

CORE - HB 13 Real Estate - Labor and Industrial Relations

Bill Section 13.010

			Budget Class	FTE	GR	FED	OTHER	TOTAL	Explanation
Core Reallocation	CRA.98B.003	17721	EE	0.00	0	1,000	0	1,000	Reallocation to align budget with planned expenditures and reduce the need for future flex in HB 13.
Core Reallocation	CRA.98B.003	17723	EE	0.00	0	30,000	0	30,000	Reallocation to align budget with planned expenditures and reduce the need for future flex in HB 13.
Net Department Request Adjustments				0.00	0	31,000	0	31,000	
Department Request Core									
			PS	0.00	0	0	0	0	
			EE	0.00	167,885	1,954,652	794,284	2,916,821	
			PD	0.00	0	0	0	0	
			TRF	0.00	0	0	0	0	
			Total	0.00	167,885	1,954,652	794,284	2,916,821	
Governor's Recommended Core									
			PS	0.00	0	0	0	0	
			EE	0.00	0	0	0	0	
			PD	0.00	0	0	0	0	
			TRF	0.00	0	0	0	0	
			Total	0.00	0	0	0	0	

CORE DECISION ITEM

Statewide Real Estate Leasing Services

Budget Unit 980035B

-
CORE - HB 13 Real Estate - Labor and Industrial Relations

Bill Section 13.010

Summary of the Core by Expenditure Types

Account	FY24 Budget		FY24 Actual		FY25 Budget		FY25 Actual as of 9/30/24		FY26 DTREQ		FY26 GVREC	
	Dollars	FTE	Dollars	FTE	Dollars	FTE	Dollars	FTE	Dollars	FTE	Dollars	FTE
Property and Improvements Expenses	15,274	0.00	0	0.00	15,274	0.00	0	0.00	15,274	0.00	0	0.00
Building Lease Payments Operating	2,804,752	0.00	2,446,853	0.00	2,870,547	0.00	0	0.00	2,901,547	0.00	0	0.00
Total EE	2,820,026	0.00	2,446,853	0.00	2,885,821	0.00	0	0.00	2,916,821	0.00	0	0.00
Grand Total	2,820,026	0.00	2,446,853	0.00	2,885,821	0.00	0	0.00	2,916,821	0.00	0	0.00

CORE DECISION ITEM

Statewide Real Estate Leasing Services

Budget Unit 980012B

-
CORE - HB 13 Real Estate - Public Safety

Bill Section 13.005

1. CORE FINANCIAL SUMMARY

	FY 2026 Department Request			
	GR	Federal	Other	Total
PS	0	0	0	0
EE	29,471	51,036	145,577	226,084
PSD	1	187,072	162,002	349,075
TRF	0	0	0	0
Total	29,472	238,108	307,579	575,159

FTE	0.00	0.00	0.00	0.00
-----	------	------	------	------

Est. Fringe	0	0	0	0
-------------	---	---	---	---

Note: Fringes budgeted in Appropriation Bill 5 except for certain fringes budgeted directly to MoDOT, Highway Patrol, and Conservation.

Federal Funds: 1145:State Emergency Management Federal and Other
 2350:Department of Health and Senior Services Federal Sti
 Other Funds: 1304:Veterans Commission Capital Improvement Trust Fund
 1544:Division of Alcohol and Tobacco Control Fund

	FY 2026 Governor's Recommended			
	GR	Federal	Other	Total
PS	0	0	0	0
EE	0	0	0	0
PSD	0	0	0	0
TRF	0	0	0	0
Total	0	0	0	0

FTE	0.00	0.00	0.00	0.00
-----	------	------	------	------

Est. Fringe	0	0	0	0
-------------	---	---	---	---

Note: Fringes budgeted in Appropriation Bill 5 except for certain fringes budgeted directly to MoDOT, Highway Patrol, and Conservation.

2. CORE DESCRIPTION

The Division of Facilities Management, Design & Construction (FMDC) is responsible for the oversight and management of approximately twenty-seven (27) lease contracts, totaling approximately fifty-nine thousand (59,000) sq. ft., of space on behalf of the Department of Public Safety's Office of the Director, Veterans Commission, Alcohol and Tobacco Control, Capitol Police, and Fire Marshall.

3. PROGRAM LISTING (list programs included in this core funding)

N/A

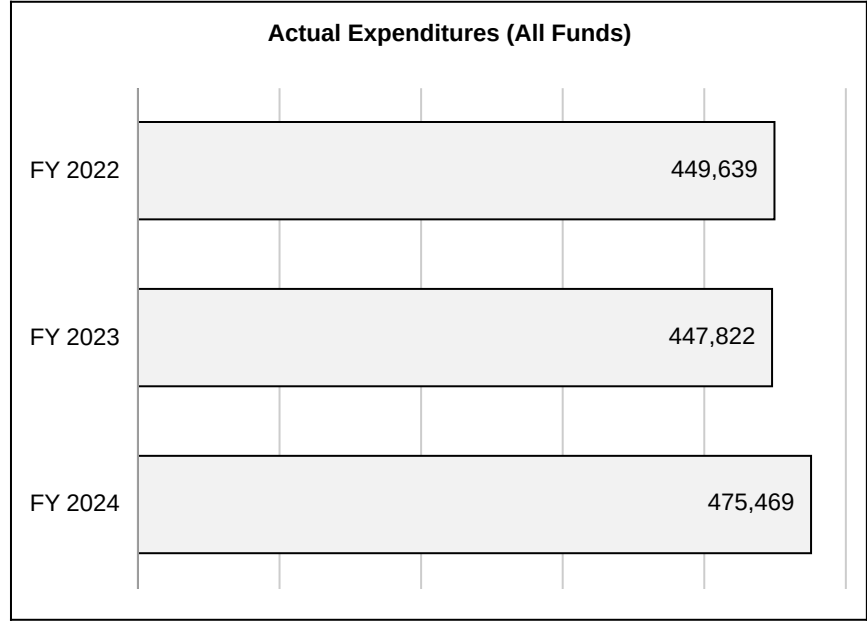
CORE DECISION ITEM

Statewide Real Estate Leasing Services
 -
 CORE - HB 13 Real Estate - Public Safety

Budget Unit 980012B
 Bill Section 13.005

4. FINANCIAL HISTORY

	FY 2022	FY 2023	FY 2024	FY 2025
	Actual	Actual	Actual	Current Yr. as of 9/30/24
Appropriations (All Funds)	567,783	623,166	656,853	565,159
Less Reverted (All Funds)	(2,700)	(217)	(883)	(884)
Less Restricted (All Funds)*	0	0	0	0
Less Transfers Out	0	0	(230)	0
Plus Transfers In	0	0	3,000	0
Budget Authority (All Funds)	565,083	622,949	658,740	564,275
Actual Expenditures (all Fund)	449,639	447,822	475,469	N/A
Unexpended (All Funds)	115,444	175,127	183,271	N/A
Unexpended by Fund:				
General Revenue	(4,951)	6,752	27,502	N/A
Federal	1,093	(436)	22,856	N/A
Other	119,302	168,811	132,913	N/A



*Restricted amount is as of

Reverted includes the statutory three-percent reserve amount (when applicable).

Restricted includes any Governor's Expenditure Restrictions which remained at the end of the fiscal year (when applicable).

CORE DECISION ITEM

Statewide Real Estate Leasing Services
 -
 CORE - HB 13 Real Estate - Public Safety

Budget Unit 980012B
 Bill Section 13.005

5. CORE RECONCILIATION DETAIL

	Budget Class	FTE	GR	FED	OTHER	TOTAL	Explanation
TAFP After VETOES							
	PS	0.00	0	0	0	0	
	EE	0.00	29,471	238,106	297,577	565,154	
	PD	0.00	1	2	2	5	
	TRF	0.00	0	0	0	0	
	Total	0.00	29,472	238,108	297,579	565,159	
One-Times							
	PS	0.00	0	0	0	0	
	EE	0.00	0	0	0	0	
	PD	0.00	0	0	0	0	
	TRF	0.00	0	0	0	0	
	Total	0.00	0	0	0	0	
FY 26 Beginning Core							
	PS	0.00	0	0	0	0	
	EE	0.00	29,471	238,106	297,577	565,154	
	PD	0.00	1	2	2	5	
	TRF	0.00	0	0	0	0	
	Total	0.00	29,472	238,108	297,579	565,159	
Department Request Adjustments							

CORE DECISION ITEM

Statewide Real Estate Leasing Services

Budget Unit 980012B

-
CORE - HB 13 Real Estate - Public Safety

Bill Section 13.005

			Budget Class	FTE	GR	FED	OTHER	TOTAL	Explanation
Core Reallocation	CRA.98B.002	11272	EE	0.00	0	0	(90,000)	(90,000)	Reallocation to align budget with planned expenditures and reduce the need for future flex within HB 13.
Core Reallocation	CRA.98B.002	17470	EE	0.00	0	(3,470)	0	(3,470)	Reallocation to align budget with planned expenditures and reduce the need for future flex within HB 13.
Core Reallocation	CRA.98B.002	18315	EE	0.00	0	0	(62,000)	(62,000)	Reallocation to align budget with planned expenditures and reduce the need for future flex within HB 13.
Core Reallocation	CRA.98B.002	19766	EE	0.00	0	(183,600)	0	(183,600)	Reallocation to align budget with planned expenditures and reduce the need for future flex within HB 13.
Core Reallocation	CRA.98B.005	16075	EE	0.00	0	0	0	0	Reallocation to align budget with planned expenditures and reduce the need for future flex within HB 13.
Core Reallocation	CRA.98B.002	11272	PD	0.00	0	0	90,000	90,000	Reallocation to align budget with planned expenditures and reduce the need for future flex within HB 13.
Core Reallocation	CRA.98B.002	17470	PD	0.00	0	3,470	0	3,470	Reallocation to align budget with planned expenditures and reduce the need for future flex within HB 13.
Core Reallocation	CRA.98B.002	18315	PD	0.00	0	0	62,000	62,000	Reallocation to align budget with planned expenditures and reduce the need for future flex within HB 13.
Core Reallocation	CRA.98B.002	19766	PD	0.00	0	183,600	0	183,600	Reallocation to align budget with planned expenditures and reduce the need for future flex within HB 13.
Core Reallocation	CRA.98B.003	11272	PD	0.00	0	0	10,000	10,000	Reallocation to align budget with planned expenditures and reduce the need for future flex in HB 13.
Net Department Request Adjustments				0.00	0	0	10,000	10,000	
Department Request Core			PS	0.00	0	0	0	0	
			EE	0.00	29,471	51,036	145,577	226,084	
			PD	0.00	1	187,072	162,002	349,075	
			TRF	0.00	0	0	0	0	
			Total	0.00	29,472	238,108	307,579	575,159	

CORE DECISION ITEM

Statewide Real Estate Leasing Services

Budget Unit 980012B

-
CORE - HB 13 Real Estate - Public Safety

Bill Section 13.005

Governor's Recommended Core

PS	0.00	0	0	0	0
EE	0.00	0	0	0	0
PD	0.00	0	0	0	0
TRF	0.00	0	0	0	0
Total	0.00	0	0	0	0

CORE DECISION ITEM

Statewide Real Estate Leasing Services

Budget Unit 980012B

-
CORE - HB 13 Real Estate - Public Safety

Bill Section 13.005

Summary of the Core by Expenditure Types

Account	FY24 Budget		FY24 Actual		FY25 Budget		FY25 Actual as of 9/30/24		FY26 DTREQ		FY26 GVREC	
	Dollars	FTE	Dollars	FTE	Dollars	FTE	Dollars	FTE	Dollars	FTE	Dollars	FTE
Fuel and Utilities	52,205	0.00	37,330	0.00	52,205	0.00	0	0.00	52,205	0.00	0	0.00
Supplies	2	0.00	0	0.00	2	0.00	0	0.00	3	0.00	0	0.00
Communications Services and Supplies	3	0.00	0	0.00	3	0.00	0	0.00	4	0.00	0	0.00
Professional Services	202	0.00	110	0.00	202	0.00	0	0.00	203	0.00	0	0.00
Housekeeping and Janitorial Services	100,646	0.00	24,721	0.00	100,646	0.00	232	0.00	100,646	0.00	0	0.00
Property and Improvements Expenses	332	0.00	0	0.00	332	0.00	0	0.00	332	0.00	0	0.00
Building Lease Payments Operating	503,463	0.00	37,569	0.00	411,764	0.00	39,172	0.00	72,691	0.00	0	0.00
Total EE	656,853	0.00	99,730	0.00	565,154	0.00	39,404	0.00	226,084	0.00	0	0.00
Debt Service Expenses	0	0.00	375,739	0.00	5	0.00	0	0.00	349,075	0.00	0	0.00
Total PSD	0	0.00	375,739	0.00	5	0.00	0	0.00	349,075	0.00	0	0.00
Grand Total	656,853	0.00	475,469	0.00	565,159	0.00	39,404	0.00	575,159	0.00	0	0.00

CORE DECISION ITEM

Statewide Real Estate Leasing Services

Budget Unit 980036B

-
CORE - HB 13 Real Estate - Public Safety

Bill Section 13.010

1. CORE FINANCIAL SUMMARY

	FY 2026 Department Request			
	GR	Federal	Other	Total
PS	0	0	0	0
EE	394,061	0	377,325	771,386
PSD	0	0	0	0
TRF	0	0	0	0
Total	394,061	0	377,325	771,386

FTE	0.00	0.00	0.00	0.00
------------	-------------	-------------	-------------	-------------

Est. Fringe	0	0	0	0
--------------------	---	---	---	---

Note: Fringes budgeted in Appropriation Bill 5 except for certain fringes budgeted directly to MoDOT, Highway Patrol, and Conservation.

Other Funds: 1304:Veterans Commission Capital Improvement Trust Fund
1544:Division of Alcohol and Tobacco Control Fund

	FY 2026 Governor's Recommended			
	GR	Federal	Other	Total
PS	0	0	0	0
EE	0	0	0	0
PSD	0	0	0	0
TRF	0	0	0	0
Total	0	0	0	0

FTE	0.00	0.00	0.00	0.00
------------	-------------	-------------	-------------	-------------

Est. Fringe	0	0	0	0
--------------------	---	---	---	---

Note: Fringes budgeted in Appropriation Bill 5 except for certain fringes budgeted directly to MoDOT, Highway Patrol, and Conservation.

2. CORE DESCRIPTION

The Division of Facilities Management, Design & Construction (FMDC) is responsible for the oversight and management of approximately seventy-two thousand (72,000) sq. ft. of state-owned space on behalf of the Department of Public Safety's Office of the Director, Veterans Commission, Alcohol and Tobacco Control, Capitol Police, and Fire Marshall.

3. PROGRAM LISTING (list programs included in this core funding)

N/A

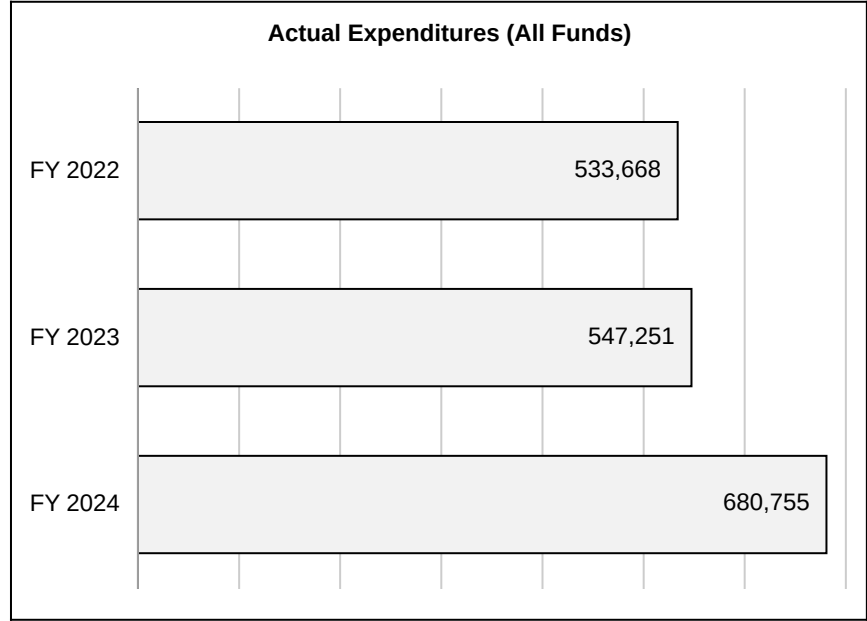
CORE DECISION ITEM

Statewide Real Estate Leasing Services
 -
 CORE - HB 13 Real Estate - Public Safety

Budget Unit 980036B
 Bill Section 13.010

4. FINANCIAL HISTORY

	FY 2022	FY 2023	FY 2024	FY 2025
	Actual	Actual	Actual	Current Yr. as of 9/30/24
Appropriations (All Funds)	506,257	581,848	760,662	768,386
Less Reverted (All Funds)	(7,946)	(8,998)	(11,612)	(11,732)
Less Restricted (All Funds)*	0	0	0	0
Less Transfers Out	0	0	0	0
Plus Transfers In	0	0	12,712	0
Budget Authority (All Funds)	498,311	572,850	761,762	756,654
Actual Expenditures (all Fund)	533,668	547,251	680,755	N/A
Unexpended (All Funds)	(35,357)	25,599	81,007	N/A
Unexpended by Fund:				
General Revenue	(29,832)	(2,107)	15,026	N/A
Federal	0	0	0	N/A
Other	(5,525)	27,706	65,981	N/A



*Restricted amount is as of

Reverted includes the statutory three-percent reserve amount (when applicable).

Restricted includes any Governor's Expenditure Restrictions which remained at the end of the fiscal year (when applicable).

CORE DECISION ITEM

Statewide Real Estate Leasing Services
 -
 CORE - HB 13 Real Estate - Public Safety

Budget Unit 980036B
 Bill Section 13.010

5. CORE RECONCILIATION DETAIL

	Budget Class	FTE	GR	FED	OTHER	TOTAL	Explanation
TAFP After VETOES							
	PS	0.00	0	0	0	0	
	EE	0.00	391,061	0	377,325	768,386	
	PD	0.00	0	0	0	0	
	TRF	0.00	0	0	0	0	
	Total	0.00	391,061	0	377,325	768,386	
One-Times							
	PS	0.00	0	0	0	0	
	EE	0.00	0	0	0	0	
	PD	0.00	0	0	0	0	
	TRF	0.00	0	0	0	0	
	Total	0.00	0	0	0	0	
FY 26 Beginning Core							
	PS	0.00	0	0	0	0	
	EE	0.00	391,061	0	377,325	768,386	
	PD	0.00	0	0	0	0	
	TRF	0.00	0	0	0	0	
	Total	0.00	391,061	0	377,325	768,386	
Department Request Adjustments							

CORE DECISION ITEM

Statewide Real Estate Leasing Services

Budget Unit 980036B

-
CORE - HB 13 Real Estate - Public Safety

Bill Section 13.010

			Budget Class	FTE	GR	FED	OTHER	TOTAL	Explanation
Core Reallocation	CRA.98B.003	17728	EE	0.00	3,000	0	0	3,000	Reallocation to align budget with planned expenditures and reduce the need for future flex in HB 13.
Net Department Request Adjustments				0.00	3,000	0	0	3,000	
Department Request Core									
			PS	0.00	0	0	0	0	
			EE	0.00	394,061	0	377,325	771,386	
			PD	0.00	0	0	0	0	
			TRF	0.00	0	0	0	0	
Total				0.00	394,061	0	377,325	771,386	
Governor's Recommended Core									
			PS	0.00	0	0	0	0	
			EE	0.00	0	0	0	0	
			PD	0.00	0	0	0	0	
			TRF	0.00	0	0	0	0	
Total				0.00	0	0	0	0	

CORE DECISION ITEM

Statewide Real Estate Leasing Services

Budget Unit 980036B

-
CORE - HB 13 Real Estate - Public Safety

Bill Section 13.010

Summary of the Core by Expenditure Types

Account	FY24 Budget		FY24 Actual		FY25 Budget		FY25 Actual as of 9/30/24		FY26 DTREQ		FY26 GVREC	
	Dollars	FTE	Dollars	FTE	Dollars	FTE	Dollars	FTE	Dollars	FTE	Dollars	FTE
Property and Improvements Expenses	3,240	0.00	0	0.00	3,240	0.00	0	0.00	3,240	0.00	0	0.00
Building Lease Payments Operating	757,422	0.00	680,755	0.00	765,146	0.00	0	0.00	768,146	0.00	0	0.00
Total EE	760,662	0.00	680,755	0.00	768,386	0.00	0	0.00	771,386	0.00	0	0.00
Grand Total	760,662	0.00	680,755	0.00	768,386	0.00	0	0.00	771,386	0.00	0	0.00

CORE DECISION ITEM

Statewide Real Estate Leasing Services

Budget Unit 980013B

-
CORE - HB 13 Real Estate - Missouri State Highway Patrol

Bill Section 13.005

1. CORE FINANCIAL SUMMARY

	FY 2026 Department Request			
	GR	Federal	Other	Total
PS	0	0	0	0
EE	232,292	7,144	822,067	1,061,503
PSD	11,467	3,409	483,265	498,141
TRF	0	0	0	0
Total	243,759	10,553	1,305,332	1,559,644

FTE	0.00	0.00	0.00	0.00
------------	-------------	-------------	-------------	-------------

Est. Fringe	0	0	0	0
--------------------	---	---	---	---

Note: Fringes budgeted in Appropriation Bill 5 except for certain fringes budgeted directly to MoDOT, Highway Patrol, and Conservation.

Federal Funds: 1152:Department of Public Safety Federal
Other Funds: 1644:State Highways and Transportation Department Fund

	FY 2026 Governor's Recommended			
	GR	Federal	Other	Total
PS	0	0	0	0
EE	0	0	0	0
PSD	0	0	0	0
TRF	0	0	0	0
Total	0	0	0	0

FTE	0.00	0.00	0.00	0.00
------------	-------------	-------------	-------------	-------------

Est. Fringe	0	0	0	0
--------------------	---	---	---	---

Note: Fringes budgeted in Appropriation Bill 5 except for certain fringes budgeted directly to MoDOT, Highway Patrol, and Conservation.

2. CORE DESCRIPTION

The Division of Facilities Management, Design & Construction (FMDC) is responsible for the oversight and management of approximately one hundred thirty-one (131) lease contracts, totaling approximately ninety thousand (90,000) sq. ft., of space on behalf of the Missouri Highway State Patrol.

3. PROGRAM LISTING (list programs included in this core funding)

N/A

CORE DECISION ITEM

Statewide Real Estate Leasing Services


Budget Unit 980013B

-
CORE - HB 13 Real Estate - Missouri State Highway Patrol

Bill Section 13.005

4. FINANCIAL HISTORY

	FY 2022	FY 2023	FY 2024	FY 2025
	Actual	Actual	Actual	Current Yr. as of 9/30/24
Appropriations (All Funds)	1,408,571	1,453,305	1,650,192	1,494,644
Less Reverted (All Funds)	(5,638)	(6,117)	(7,456)	(7,463)
Less Restricted (All Funds)*	0	0	0	0
Less Transfers Out	0	0	(63,050)	0
Plus Transfers In	0	0	0	0
Budget Authority (All Funds)	1,402,933	1,447,188	1,579,686	1,487,181
Actual Expenditures (all Fund)	1,264,802	1,304,588	1,250,248	N/A
Unexpended (All Funds)	138,131	142,600	329,438	N/A
Unexpended by Fund:				
General Revenue	10,552	13,526	159,910	N/A
Federal	3,336	3,715	5,338	N/A
Other	124,243	125,359	164,190	N/A



*Restricted amount is as of

Reverted includes the statutory three-percent reserve amount (when applicable).

Restricted includes any Governor's Expenditure Restrictions which remained at the end of the fiscal year (when applicable).

CORE DECISION ITEM

Statewide Real Estate Leasing Services

Budget Unit 980013B

-
CORE - HB 13 Real Estate - Missouri State Highway Patrol

Bill Section 13.005

5. CORE RECONCILIATION DETAIL

	Budget Class	FTE	GR	FED	OTHER	TOTAL	Explanation
TAFP After VETOES							
	PS	0.00	0	0	0	0	
	EE	0.00	248,758	10,552	1,235,331	1,494,641	
	PD	0.00	1	1	1	3	
	TRF	0.00	0	0	0	0	
	Total	0.00	248,759	10,553	1,235,332	1,494,644	
One-Times							
	PS	0.00	0	0	0	0	
	EE	0.00	0	0	0	0	
	PD	0.00	0	0	0	0	
	TRF	0.00	0	0	0	0	
	Total	0.00	0	0	0	0	
FY 26 Beginning Core							
	PS	0.00	0	0	0	0	
	EE	0.00	248,758	10,552	1,235,331	1,494,641	
	PD	0.00	1	1	1	3	
	TRF	0.00	0	0	0	0	
	Total	0.00	248,759	10,553	1,235,332	1,494,644	
Department Request Adjustments							

CORE DECISION ITEM

Statewide Real Estate Leasing Services

Budget Unit 980013B

-

CORE - HB 13 Real Estate - Missouri State Highway Patrol

Bill Section 13.005

			Budget Class	FTE	GR	FED	OTHER	TOTAL	Explanation
Core Reallocation	CRA.98B.002	12006	EE	0.00	(11,466)	0	0	(11,466)	Reallocation to align budget with planned expenditures and reduce the need for future flex within HB 13.
Core Reallocation	CRA.98B.002	13194	EE	0.00	0	0	(483,264)	(483,264)	Reallocation to align budget with planned expenditures and reduce the need for future flex within HB 13.
Core Reallocation	CRA.98B.002	17879	EE	0.00	0	(3,408)	0	(3,408)	Reallocation to align budget with planned expenditures and reduce the need for future flex within HB 13.
Core Reallocation	CRA.98B.003	12006	EE	0.00	(5,000)	0	0	(5,000)	Reallocation to align budget with planned expenditures and reduce the need for future flex in HB 13.
Core Reallocation	CRA.98B.003	13194	EE	0.00	0	0	70,000	70,000	Reallocation to align budget with planned expenditures and reduce the need for future flex in HB 13.
Core Reallocation	CRA.98B.002	12006	PD	0.00	11,466	0	0	11,466	Reallocation to align budget with planned expenditures and reduce the need for future flex within HB 13.
Core Reallocation	CRA.98B.002	13194	PD	0.00	0	0	483,264	483,264	Reallocation to align budget with planned expenditures and reduce the need for future flex within HB 13.
Core Reallocation	CRA.98B.002	17879	PD	0.00	0	3,408	0	3,408	Reallocation to align budget with planned expenditures and reduce the need for future flex within HB 13.
Net Department Request Adjustments				0.00	(5,000)	0	70,000	65,000	
Department Request Core									
			PS	0.00	0	0	0	0	
			EE	0.00	232,292	7,144	822,067	1,061,503	
			PD	0.00	11,467	3,409	483,265	498,141	
			TRF	0.00	0	0	0	0	
Total				0.00	243,759	10,553	1,305,332	1,559,644	
Governor's Recommended Core									
			PS	0.00	0	0	0	0	
			EE	0.00	0	0	0	0	

CORE DECISION ITEM

Statewide Real Estate Leasing Services

Budget Unit 980013B

-

CORE - HB 13 Real Estate - Missouri State Highway Patrol

Bill Section 13.005

PD	0.00	0	0	0	0
TRF	0.00	0	0	0	0
Total	0.00	0	0	0	0

CORE DECISION ITEM

Statewide Real Estate Leasing Services

Budget Unit 980013B

-
CORE - HB 13 Real Estate - Missouri State Highway Patrol

Bill Section 13.005

Summary of the Core by Expenditure Types

Account	FY24 Budget		FY24 Actual		FY25 Budget		FY25 Actual as of 9/30/24		FY26 DTREQ		FY26 GVREC	
	Dollars	FTE	Dollars	FTE	Dollars	FTE	Dollars	FTE	Dollars	FTE	Dollars	FTE
Fuel and Utilities	135,279	0.00	89,862	0.00	135,279	0.00	0	0.00	135,279	0.00	0	0.00
Supplies	102	0.00	335	0.00	102	0.00	0	0.00	102	0.00	0	0.00
Communications Services and Supplies	102	0.00	0	0.00	102	0.00	0	0.00	102	0.00	0	0.00
Professional Services	301	0.00	35	0.00	301	0.00	0	0.00	301	0.00	0	0.00
Housekeeping and Janitorial Services	187,651	0.00	119,038	0.00	187,651	0.00	0	0.00	187,651	0.00	0	0.00
Property and Improvements Expenses	1,983	0.00	0	0.00	1,983	0.00	0	0.00	1,983	0.00	0	0.00
Building Lease Payments Operating	1,324,774	0.00	542,841	0.00	1,169,223	0.00	81,711	0.00	736,085	0.00	0	0.00
Total EE	1,650,192	0.00	752,110	0.00	1,494,641	0.00	81,711	0.00	1,061,503	0.00	0	0.00
Debt Service Expenses	0	0.00	498,138	0.00	3	0.00	0	0.00	498,141	0.00	0	0.00
Total PSD	0	0.00	498,138	0.00	3	0.00	0	0.00	498,141	0.00	0	0.00
Grand Total	1,650,192	0.00	1,250,248	0.00	1,494,644	0.00	81,711	0.00	1,559,644	0.00	0	0.00

CORE DECISION ITEM

Statewide Real Estate Leasing Services

Budget Unit 980037B

-
CORE - HB 13 Real Estate - Missouri State Highway Patrol

Bill Section 13.010

1. CORE FINANCIAL SUMMARY

	FY 2026 Department Request			
	GR	Federal	Other	Total
PS	0	0	0	0
EE	0	0	255,582	255,582
PSD	0	0	0	0
TRF	0	0	0	0
Total	0	0	255,582	255,582

FTE 0.00 0.00 0.00 0.00

Est. Fringe	0	0	0	0
-------------	---	---	---	---

Note: Fringes budgeted in Appropriation Bill 5 except for certain fringes budgeted directly to MoDOT, Highway Patrol, and Conservation.

Other Funds: 1644:State Highways and Transportation Department Fund

	FY 2026 Governor's Recommended			
	GR	Federal	Other	Total
PS	0	0	0	0
EE	0	0	0	0
PSD	0	0	0	0
TRF	0	0	0	0
Total	0	0	0	0

FTE 0.00 0.00 0.00 0.00

Est. Fringe	0	0	0	0
-------------	---	---	---	---

Note: Fringes budgeted in Appropriation Bill 5 except for certain fringes budgeted directly to MoDOT, Highway Patrol, and Conservation.

2. CORE DESCRIPTION

The Division of Facilities Management, Design & Construction (FMDC) is responsible for the oversight and management of approximately sixteen thousand (16,000) sq. ft. of state-owned space on behalf of the Missouri State Highway Patrol.

3. PROGRAM LISTING (list programs included in this core funding)

N/A

CORE DECISION ITEM

Statewide Real Estate Leasing Services

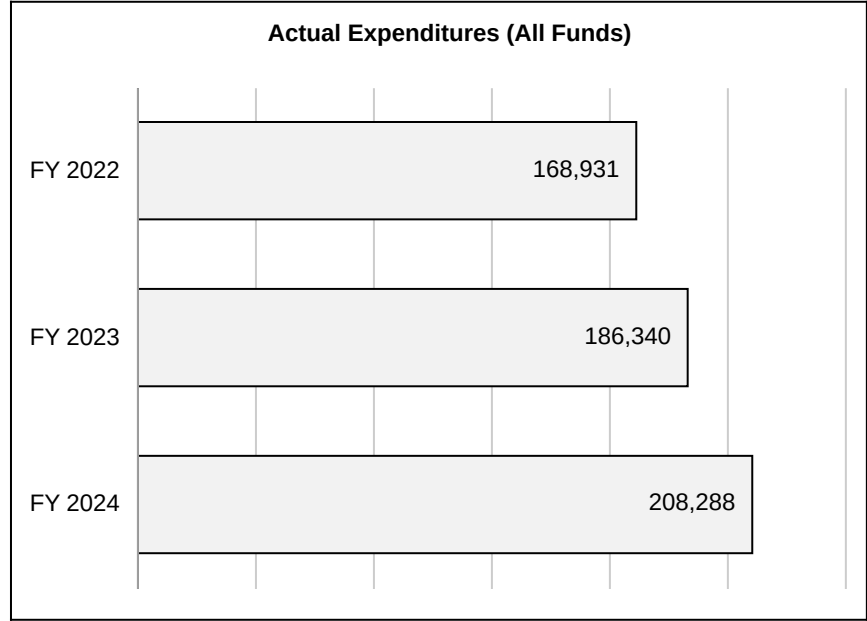
Budget Unit 980037B

-
CORE - HB 13 Real Estate - Missouri State Highway Patrol

Bill Section 13.010

4. FINANCIAL HISTORY

	FY 2022	FY 2023	FY 2024	FY 2025
	Actual	Actual	Actual	Current Yr. as of 10/8/24
Appropriations (All Funds)	179,562	270,791	337,212	340,582
Less Reverted (All Funds)	0	0	0	0
Less Restricted (All Funds)*	0	0	0	0
Less Transfers Out	0	0	0	0
Plus Transfers In	0	0	0	0
Budget Authority (All Funds)	179,562	270,791	337,212	340,582
Actual Expenditures (all Fund)	168,931	186,340	208,288	N/A
Unexpended (All Funds)	10,631	84,451	128,924	N/A
Unexpended by Fund:				
General Revenue	0	0	0	N/A
Federal	0	0	0	N/A
Other	10,631	84,451	128,924	N/A



*Restricted amount is as of

Reverted includes the statutory three-percent reserve amount (when applicable).

Restricted includes any Governor's Expenditure Restrictions which remained at the end of the fiscal year (when applicable).

CORE DECISION ITEM

Statewide Real Estate Leasing Services

Budget Unit 980037B

-
CORE - HB 13 Real Estate - Missouri State Highway Patrol

Bill Section 13.010

5. CORE RECONCILIATION DETAIL

	Budget Class	FTE	GR	FED	OTHER	TOTAL	Explanation
TAFP After VETOES							
	PS	0.00	0	0	0	0	
	EE	0.00	0	0	340,582	340,582	
	PD	0.00	0	0	0	0	
	TRF	0.00	0	0	0	0	
	Total	0.00	0	0	340,582	340,582	
One-Times							
	PS	0.00	0	0	0	0	
	EE	0.00	0	0	0	0	
	PD	0.00	0	0	0	0	
	TRF	0.00	0	0	0	0	
	Total	0.00	0	0	0	0	
FY 26 Beginning Core							
	PS	0.00	0	0	0	0	
	EE	0.00	0	0	340,582	340,582	
	PD	0.00	0	0	0	0	
	TRF	0.00	0	0	0	0	
	Total	0.00	0	0	340,582	340,582	
Department Request Adjustments							

CORE DECISION ITEM

Statewide Real Estate Leasing Services

Budget Unit 980037B

-
CORE - HB 13 Real Estate - Missouri State Highway Patrol

Bill Section 13.010

			Budget Class	FTE	GR	FED	OTHER	TOTAL	Explanation
Core Reallocation	CRA.98B.003	17740	EE	0.00	0	0	(85,000)	(85,000)	Reallocation to align budget with planned expenditures and reduce the need for future flex in HB 13.
Net Department Request Adjustments				0.00	0	0	(85,000)	(85,000)	
Department Request Core									
			PS	0.00	0	0	0	0	
			EE	0.00	0	0	255,582	255,582	
			PD	0.00	0	0	0	0	
			TRF	0.00	0	0	0	0	
			Total	0.00	0	0	255,582	255,582	
Governor's Recommended Core									
			PS	0.00	0	0	0	0	
			EE	0.00	0	0	0	0	
			PD	0.00	0	0	0	0	
			TRF	0.00	0	0	0	0	
			Total	0.00	0	0	0	0	

CORE DECISION ITEM

Statewide Real Estate Leasing Services

Budget Unit 980037B

-
CORE - HB 13 Real Estate - Missouri State Highway Patrol

Bill Section 13.010

Summary of the Core by Expenditure Types

Account	FY24 Budget		FY24 Actual		FY25 Budget		FY25 Actual as of 10/8/24		FY26 DTREQ		FY26 GVREC	
	Dollars	FTE	Dollars	FTE	Dollars	FTE	Dollars	FTE	Dollars	FTE	Dollars	FTE
Property and Improvements Expenses	1,359	0.00	0	0.00	1,359	0.00	0	0.00	1,359	0.00	0	0.00
Building Lease Payments Operating	335,853	0.00	208,288	0.00	339,223	0.00	0	0.00	254,223	0.00	0	0.00
Total EE	337,212	0.00	208,288	0.00	340,582	0.00	0	0.00	255,582	0.00	0	0.00
Grand Total	337,212	0.00	208,288	0.00	340,582	0.00	0	0.00	255,582	0.00	0	0.00

CORE DECISION ITEM

Statewide Real Estate Leasing Services

Budget Unit 980055B

-
CORE - HB 13 Real Estate - Missouri State Highway Patrol

Bill Section 13.015

1. CORE FINANCIAL SUMMARY

	FY 2026 Department Request			
	GR	Federal	Other	Total
PS	0	0	0	0
EE	7,891	0	24,678	32,569
PSD	0	0	0	0
TRF	0	0	0	0
Total	7,891	0	24,678	32,569

FTE	0.00	0.00	0.00	0.00
------------	-------------	-------------	-------------	-------------

Est. Fringe	0	0	0	0
--------------------	---	---	---	---

Note: Fringes budgeted in Appropriation Bill 5 except for certain fringes budgeted directly to MoDOT, Highway Patrol, and Conservation.

Other Funds: 1644:State Highways and Transportation Department Fund

	FY 2026 Governor's Recommended			
	GR	Federal	Other	Total
PS	0	0	0	0
EE	0	0	0	0
PSD	0	0	0	0
TRF	0	0	0	0
Total	0	0	0	0

FTE	0.00	0.00	0.00	0.00
------------	-------------	-------------	-------------	-------------

Est. Fringe	0	0	0	0
--------------------	---	---	---	---

Note: Fringes budgeted in Appropriation Bill 5 except for certain fringes budgeted directly to MoDOT, Highway Patrol, and Conservation.

2. CORE DESCRIPTION

The Division of Facilities Management, Design & Construction (FMDC) is responsible for the oversight and management of approximately one (1) lease contract, totaling over twenty-four hundred (2,400) sq. ft. of space on behalf of the Missouri State Highway Patrol.

3. PROGRAM LISTING (list programs included in this core funding)

N/A

CORE DECISION ITEM

Statewide Real Estate Leasing Services


Budget Unit 980055B

-
CORE - HB 13 Real Estate - Missouri State Highway Patrol

Bill Section 13.015

4. FINANCIAL HISTORY

	FY 2022	FY 2023	FY 2024	FY 2025
	Actual	Actual	Actual	Current Yr. as of 9/30/24
Appropriations (All Funds)	2,342,182	2,334,183	2,437,225	12,569
Less Reverted (All Funds)	(15,908)	(16,885)	(17,617)	(87)
Less Restricted (All Funds)*	0	0	0	0
Less Transfers Out	0	0	0	0
Plus Transfers In	0	0	0	0
Budget Authority (All Funds)	2,326,274	2,317,298	2,419,608	12,482
Actual Expenditures (all Fund)	2,326,274	2,317,296	2,419,608	N/A
Unexpended (All Funds)	0	2	0	N/A
Unexpended by Fund:				
General Revenue	0	1	0	N/A
Federal	0	0	0	N/A
Other	0	1	0	N/A



*Restricted amount is as of

Reverted includes the statutory three-percent reserve amount (when applicable).

Restricted includes any Governor's Expenditure Restrictions which remained at the end of the fiscal year (when applicable).

CORE DECISION ITEM

Statewide Real Estate Leasing Services

Budget Unit 980055B

-
CORE - HB 13 Real Estate - Missouri State Highway Patrol

Bill Section 13.015

5. CORE RECONCILIATION DETAIL

	Budget Class	FTE	GR	FED	OTHER	TOTAL	Explanation
TAFP After VETOES							
	PS	0.00	0	0	0	0	
	EE	0.00	2,891	0	9,678	12,569	
	PD	0.00	0	0	0	0	
	TRF	0.00	0	0	0	0	
	Total	0.00	2,891	0	9,678	12,569	
One-Times							
	PS	0.00	0	0	0	0	
	EE	0.00	0	0	0	0	
	PD	0.00	0	0	0	0	
	TRF	0.00	0	0	0	0	
	Total	0.00	0	0	0	0	
FY 26 Beginning Core							
	PS	0.00	0	0	0	0	
	EE	0.00	2,891	0	9,678	12,569	
	PD	0.00	0	0	0	0	
	TRF	0.00	0	0	0	0	
	Total	0.00	2,891	0	9,678	12,569	
Department Request Adjustments							

CORE DECISION ITEM

Statewide Real Estate Leasing Services

Budget Unit 980055B

-

CORE - HB 13 Real Estate - Missouri State Highway Patrol

Bill Section 13.015

			Budget Class	FTE	GR	FED	OTHER	TOTAL	Explanation
Core Reallocation	CRA.98B.003	17741	EE	0.00	5,000	0	0	5,000	Reallocation to align budget with planned expenditures and reduce the need for future flex in HB 13.
Core Reallocation	CRA.98B.003	17745	EE	0.00	0	0	15,000	15,000	Reallocation to align budget with planned expenditures and reduce the need for future flex in HB 13.
Net Department Request Adjustments				0.00	5,000	0	15,000	20,000	
Department Request Core									
			PS	0.00	0	0	0	0	
			EE	0.00	7,891	0	24,678	32,569	
			PD	0.00	0	0	0	0	
			TRF	0.00	0	0	0	0	
			Total	0.00	7,891	0	24,678	32,569	
Governor's Recommended Core									
			PS	0.00	0	0	0	0	
			EE	0.00	0	0	0	0	
			PD	0.00	0	0	0	0	
			TRF	0.00	0	0	0	0	
			Total	0.00	0	0	0	0	

CORE DECISION ITEM

Statewide Real Estate Leasing Services

Budget Unit 980055B

-
CORE - HB 13 Real Estate - Missouri State Highway Patrol

Bill Section 13.015

Summary of the Core by Expenditure Types

Account	FY24 Budget		FY24 Actual		FY25 Budget		FY25 Actual as of 9/30/24		FY26 DTREQ		FY26 GVREC	
	Dollars	FTE	Dollars	FTE	Dollars	FTE	Dollars	FTE	Dollars	FTE	Dollars	FTE
Property and Improvements Expenses	9,761	0.00	0	0.00	0	0.00	0	0.00	0	0.00	0	0.00
Building Lease Payments Operating	2,427,464	0.00	2,419,608	0.00	12,569	0.00	0	0.00	32,569	0.00	0	0.00
Total EE	2,437,225	0.00	2,419,608	0.00	12,569	0.00	0	0.00	32,569	0.00	0	0.00
Grand Total	2,437,225	0.00	2,419,608	0.00	12,569	0.00	0	0.00	32,569	0.00	0	0.00

CORE DECISION ITEM

Statewide Real Estate Leasing Services

Budget Unit 980015B

-
CORE - HB 13 Real Estate - Gaming Commission

Bill Section 13.005

1. CORE FINANCIAL SUMMARY

	FY 2026 Department Request			
	GR	Federal	Other	Total
PS	0	0	0	0
EE	0	0	172,491	172,491
PSD	0	0	358,641	358,641
TRF	0	0	0	0
Total	0	0	531,132	531,132

FTE **0.00** **0.00** **0.00** **0.00**

Est. Fringe	0	0	0	0
--------------------	---	---	---	---

Note: Fringes budgeted in Appropriation Bill 5 except for certain fringes budgeted directly to MoDOT, Highway Patrol, and Conservation.

Other Funds: 1286:Gaming Commission Fund

	FY 2026 Governor's Recommended			
	GR	Federal	Other	Total
PS	0	0	0	0
EE	0	0	0	0
PSD	0	0	0	0
TRF	0	0	0	0
Total	0	0	0	0

FTE **0.00** **0.00** **0.00** **0.00**

Est. Fringe	0	0	0	0
--------------------	---	---	---	---

Note: Fringes budgeted in Appropriation Bill 5 except for certain fringes budgeted directly to MoDOT, Highway Patrol, and Conservation.

2. CORE DESCRIPTION

The Division of Facilities Management, Design & Construction (FMDC) is responsible for the oversight and management of two (2) lease contracts, totaling approximately thirty-one thousand (31,000) sq. ft. of space on behalf of the Gaming Commission.

3. PROGRAM LISTING (list programs included in this core funding)

N/A

CORE DECISION ITEM

Statewide Real Estate Leasing Services

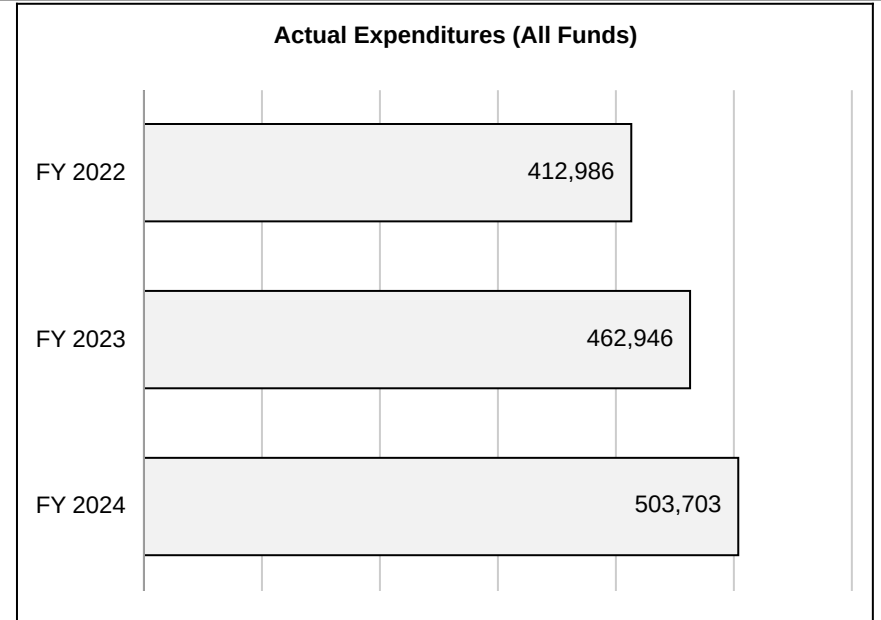
Budget Unit 980015B

-
CORE - HB 13 Real Estate - Gaming Commission

Bill Section 13.005

4. FINANCIAL HISTORY

	FY 2022	FY 2023	FY 2024	FY 2025
	Actual	Actual	Actual	Current Yr. as of 9/30/24
Appropriations (All Funds)	421,473	447,295	530,615	531,132
Less Reverted (All Funds)	0	0	0	0
Less Restricted (All Funds)*	0	0	0	0
Less Transfers Out	0	0	0	0
Plus Transfers In	0	0	0	0
Budget Authority (All Funds)	421,473	447,295	530,615	531,132
Actual Expenditures (all Fund)	412,986	462,946	503,703	N/A
Unexpended (All Funds)	8,487	(15,651)	26,912	N/A
Unexpended by Fund:				
General Revenue	0	0	0	N/A
Federal	0	0	0	N/A
Other	8,487	(15,651)	26,912	N/A



*Restricted amount is as of

Reverted includes the statutory three-percent reserve amount (when applicable).

Restricted includes any Governor's Expenditure Restrictions which remained at the end of the fiscal year (when applicable).

CORE DECISION ITEM

Statewide Real Estate Leasing Services

Budget Unit 980015B

-
CORE - HB 13 Real Estate - Gaming Commission

Bill Section 13.005

5. CORE RECONCILIATION DETAIL

	Budget Class	FTE	GR	FED	OTHER	TOTAL	Explanation
TAFP After VETOES							
	PS	0.00	0	0	0	0	
	EE	0.00	0	0	531,131	531,131	
	PD	0.00	0	0	1	1	
	TRF	0.00	0	0	0	0	
	Total	0.00	0	0	531,132	531,132	
One-Times							
	PS	0.00	0	0	0	0	
	EE	0.00	0	0	0	0	
	PD	0.00	0	0	0	0	
	TRF	0.00	0	0	0	0	
	Total	0.00	0	0	0	0	
FY 26 Beginning Core							
	PS	0.00	0	0	0	0	
	EE	0.00	0	0	531,131	531,131	
	PD	0.00	0	0	1	1	
	TRF	0.00	0	0	0	0	
	Total	0.00	0	0	531,132	531,132	
Department Request Adjustments							

CORE DECISION ITEM

Statewide Real Estate Leasing Services

Budget Unit 980015B

-
CORE - HB 13 Real Estate - Gaming Commission

Bill Section 13.005

			Budget Class	FTE	GR	FED	OTHER	TOTAL	Explanation
Core Reallocation	CRA.98B.002	13198	EE	0.00	0	0	(358,640)	(358,640)	Reallocation to align budget with planned expenditures and reduce the need for future flex within HB 13.
Core Reallocation	CRA.98B.002	13198	PD	0.00	0	0	358,640	358,640	Reallocation to align budget with planned expenditures and reduce the need for future flex within HB 13.
Net Department Request Adjustments				0.00	0	0	0	0	
Department Request Core									
			PS	0.00	0	0	0	0	
			EE	0.00	0	0	172,491	172,491	
			PD	0.00	0	0	358,641	358,641	
			TRF	0.00	0	0	0	0	
			Total	0.00	0	0	531,132	531,132	
Governor's Recommended Core									
			PS	0.00	0	0	0	0	
			EE	0.00	0	0	0	0	
			PD	0.00	0	0	0	0	
			TRF	0.00	0	0	0	0	
			Total	0.00	0	0	0	0	

CORE DECISION ITEM

Statewide Real Estate Leasing Services

Budget Unit 980015B

-
CORE - HB 13 Real Estate - Gaming Commission

Bill Section 13.005

Summary of the Core by Expenditure Types

Account	FY24 Budget		FY24 Actual		FY25 Budget		FY25 Actual as of 9/30/24		FY26 DTREQ		FY26 GVREC	
	Dollars	FTE	Dollars	FTE	Dollars	FTE	Dollars	FTE	Dollars	FTE	Dollars	FTE
Fuel and Utilities	40,846	0.00	35,033	0.00	40,846	0.00	0	0.00	40,846	0.00	0	0.00
Supplies	100	0.00	0	0.00	100	0.00	0	0.00	100	0.00	0	0.00
Communications Services and Supplies	100	0.00	0	0.00	100	0.00	0	0.00	100	0.00	0	0.00
Housekeeping and Janitorial Services	60,491	0.00	95,107	0.00	60,491	0.00	0	0.00	60,491	0.00	0	0.00
Property and Improvements Expenses	150	0.00	0	0.00	150	0.00	0	0.00	150	0.00	0	0.00
Building Lease Payments Operating	428,928	0.00	14,923	0.00	429,444	0.00	29,886	0.00	70,804	0.00	0	0.00
Total EE	530,615	0.00	145,063	0.00	531,131	0.00	29,886	0.00	172,491	0.00	0	0.00
Debt Service Expenses	0	0.00	358,640	0.00	1	0.00	0	0.00	358,641	0.00	0	0.00
Total PSD	0	0.00	358,640	0.00	1	0.00	0	0.00	358,641	0.00	0	0.00
Grand Total	530,615	0.00	503,703	0.00	531,132	0.00	29,886	0.00	531,132	0.00	0	0.00

CORE DECISION ITEM

Statewide Real Estate Leasing Services

Budget Unit 980038B

-
CORE - HB 13 Real Estate - Gaming Commission

Bill Section 13.010

1. CORE FINANCIAL SUMMARY

	FY 2026 Department Request			
	GR	Federal	Other	Total
PS	0	0	0	0
EE	0	0	102,178	102,178
PSD	0	0	0	0
TRF	0	0	0	0
Total	0	0	102,178	102,178

FTE 0.00 0.00 0.00 0.00

Est. Fringe	0	0	0	0
-------------	---	---	---	---

Note: Fringes budgeted in Appropriation Bill 5 except for certain fringes budgeted directly to MoDOT, Highway Patrol, and Conservation.

Other Funds: 1286:Gaming Commission Fund

	FY 2026 Governor's Recommended			
	GR	Federal	Other	Total
PS	0	0	0	0
EE	0	0	0	0
PSD	0	0	0	0
TRF	0	0	0	0
Total	0	0	0	0

FTE 0.00 0.00 0.00 0.00

Est. Fringe	0	0	0	0
-------------	---	---	---	---

Note: Fringes budgeted in Appropriation Bill 5 except for certain fringes budgeted directly to MoDOT, Highway Patrol, and Conservation.

2. CORE DESCRIPTION

The Division of Facilities Management, Design & Construction (FMDC) is responsible for the oversight and management of approximately five thousand eight hundred (5,800) sq. ft. of state-owned space on behalf of the Gaming Commission.

3. PROGRAM LISTING (list programs included in this core funding)

N/A

CORE DECISION ITEM

Statewide Real Estate Leasing Services

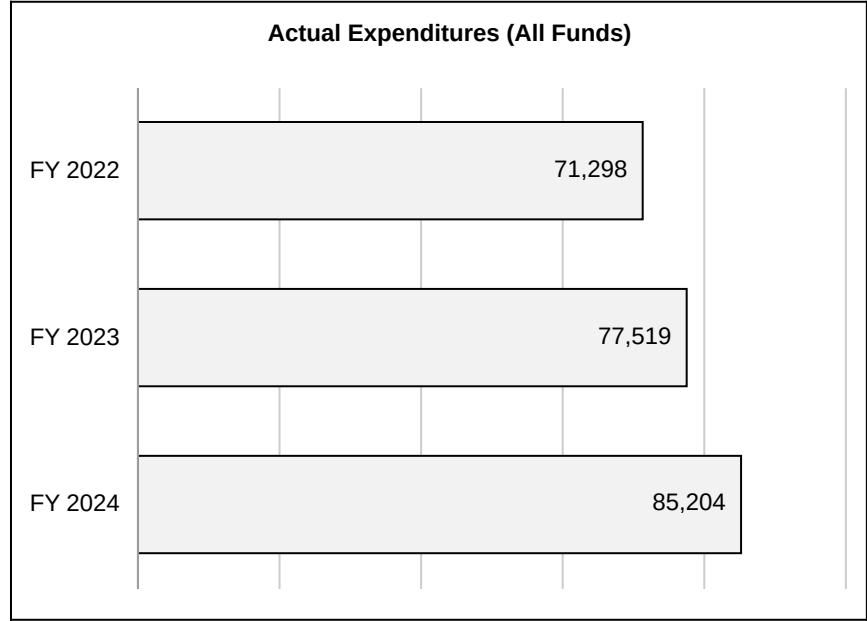
Budget Unit 980038B

-
CORE - HB 13 Real Estate - Gaming Commission

Bill Section 13.010

4. FINANCIAL HISTORY

	FY 2022	FY 2023	FY 2024	FY 2025
	Actual	Actual	Actual	Current Yr. as of 9/30/24
Appropriations (All Funds)	80,124	81,221	101,144	102,178
Less Reverted (All Funds)	0	0	0	0
Less Restricted (All Funds)*	0	0	0	0
Less Transfers Out	0	0	0	0
Plus Transfers In	0	0	0	0
Budget Authority (All Funds)	80,124	81,221	101,144	102,178
Actual Expenditures (all Fund)	71,298	77,519	85,204	N/A
Unexpended (All Funds)	8,826	3,702	15,940	N/A
Unexpended by Fund:				
General Revenue	0	0	0	N/A
Federal	0	0	0	N/A
Other	8,826	3,702	15,940	N/A



*Restricted amount is as of

Reverted includes the statutory three-percent reserve amount (when applicable).

Restricted includes any Governor's Expenditure Restrictions which remained at the end of the fiscal year (when applicable).

CORE DECISION ITEM

Statewide Real Estate Leasing Services

Budget Unit 980038B

-
CORE - HB 13 Real Estate - Gaming Commission

Bill Section 13.010

5. CORE RECONCILIATION DETAIL

	Budget Class	FTE	GR	FED	OTHER	TOTAL	Explanation
TAFP After VETOES							
	PS	0.00	0	0	0	0	
	EE	0.00	0	0	102,178	102,178	
	PD	0.00	0	0	0	0	
	TRF	0.00	0	0	0	0	
	Total	0.00	0	0	102,178	102,178	
One-Times							
	PS	0.00	0	0	0	0	
	EE	0.00	0	0	0	0	
	PD	0.00	0	0	0	0	
	TRF	0.00	0	0	0	0	
	Total	0.00	0	0	0	0	
FY 26 Beginning Core							
	PS	0.00	0	0	0	0	
	EE	0.00	0	0	102,178	102,178	
	PD	0.00	0	0	0	0	
	TRF	0.00	0	0	0	0	
	Total	0.00	0	0	102,178	102,178	
Department Request Adjustments							

CORE DECISION ITEM

Statewide Real Estate Leasing Services

Budget Unit 980038B

-
CORE - HB 13 Real Estate - Gaming Commission

Bill Section 13.010

	Budget Class	FTE	GR	FED	OTHER	TOTAL	Explanation
Net Department Request Adjustments		0.00	0	0	0	0	
Department Request Core							
	PS	0.00	0	0	0	0	
	EE	0.00	0	0	102,178	102,178	
	PD	0.00	0	0	0	0	
	TRF	0.00	0	0	0	0	
	Total	0.00	0	0	102,178	102,178	
Governor's Recommended Core							
	PS	0.00	0	0	0	0	
	EE	0.00	0	0	0	0	
	PD	0.00	0	0	0	0	
	TRF	0.00	0	0	0	0	
	Total	0.00	0	0	0	0	

CORE DECISION ITEM

Statewide Real Estate Leasing Services

Budget Unit 980038B

-
CORE - HB 13 Real Estate - Gaming Commission

Bill Section 13.010

Summary of the Core by Expenditure Types

Account	FY24 Budget		FY24 Actual		FY25 Budget		FY25 Actual as of 9/30/24		FY26 DTREQ		FY26 GVREC	
	Dollars	FTE	Dollars	FTE	Dollars	FTE	Dollars	FTE	Dollars	FTE	Dollars	FTE
Property and Improvements Expenses	711	0.00	0	0.00	711	0.00	0	0.00	711	0.00	0	0.00
Building Lease Payments Operating	100,433	0.00	85,204	0.00	101,467	0.00	0	0.00	101,467	0.00	0	0.00
Total EE	101,144	0.00	85,204	0.00	102,178	0.00	0	0.00	102,178	0.00	0	0.00
Grand Total	101,144	0.00	85,204	0.00	102,178	0.00	0	0.00	102,178	0.00	0	0.00

CORE DECISION ITEM

Statewide Real Estate Leasing Services

Budget Unit 980014B

-
CORE - HB 13 Real Estate - Public Safety

Bill Section 13.005

1. CORE FINANCIAL SUMMARY

	FY 2026 Department Request			
	GR	Federal	Other	Total
PS	0	0	0	0
EE	0	0	0	0
PSD	0	0	0	0
TRF	0	0	0	0
Total	0	0	0	0

FTE 0.00 0.00 0.00 0.00

Est. Fringe	0	0	0	0
-------------	---	---	---	---

Note: Fringes budgeted in Appropriation Bill 5 except for certain fringes budgeted directly to MoDOT, Highway Patrol, and Conservation.

	FY 2026 Governor's Recommended			
	GR	Federal	Other	Total
PS	0	0	0	0
EE	0	0	0	0
PSD	0	0	0	0
TRF	0	0	0	0
Total	0	0	0	0

FTE 0.00 0.00 0.00 0.00

Est. Fringe	0	0	0	0
-------------	---	---	---	---

Note: Fringes budgeted in Appropriation Bill 5 except for certain fringes budgeted directly to MoDOT, Highway Patrol, and Conservation.

2. CORE DESCRIPTION

The Division of Facilities Management, Design & Construction (FMDC) is responsible for the oversight and management of twelve (12) lease contracts, totaling over fifty-five thousand (55,000) sq. ft. on behalf of the Missouri Adjutant General.

3. PROGRAM LISTING (list programs included in this core funding)

N/A


CORE DECISION ITEM

Statewide Real Estate Leasing Services
-
CORE - HB 13 Real Estate - Public Safety

Budget Unit 980014B
Bill Section 13.005

4. FINANCIAL HISTORY

	FY 2022	FY 2023	FY 2024	FY 2025
	Actual	Actual	Actual	Current Yr. as of 9/30/24
Appropriations (All Funds)	1,696,903	1,835,147	0	0
Less Reverted (All Funds)	(865)	(995)	0	0
Less Restricted (All Funds)*	0	0	0	0
Less Transfers Out	0	0	0	0
Plus Transfers In	0	0	0	0
Budget Authority (All Funds)	1,696,038	1,834,152	0	0
Actual Expenditures (all Fund)	264,033	264,210	0	N/A
Unexpended (All Funds)	1,432,005	1,569,942	0	N/A
Unexpended by Fund:				
General Revenue	(4,661)	(4,819)	0	N/A
Federal	1,436,666	1,574,761	0	N/A
Other	0	0	0	N/A



*Restricted amount is as of

Reverted includes the statutory three-percent reserve amount (when applicable).

Restricted includes any Governor's Expenditure Restrictions which remained at the end of the fiscal year (when applicable).

CORE DECISION ITEM

Statewide Real Estate Leasing Services
 -
 CORE - HB 13 Real Estate - Public Safety

Budget Unit 980014B
 Bill Section 13.005

5. CORE RECONCILIATION DETAIL

	Budget Class	FTE	GR	FED	OTHER	TOTAL	Explanation
TAFP After VETOES							
	PS	0.00	0	0	0	0	
	EE	0.00	0	0	0	0	
	PD	0.00	0	0	0	0	
	TRF	0.00	0	0	0	0	
	Total	0.00	0	0	0	0	
One-Times							
	PS	0.00	0	0	0	0	
	EE	0.00	0	0	0	0	
	PD	0.00	0	0	0	0	
	TRF	0.00	0	0	0	0	
	Total	0.00	0	0	0	0	
FY 26 Beginning Core							
	PS	0.00	0	0	0	0	
	EE	0.00	0	0	0	0	
	PD	0.00	0	0	0	0	
	TRF	0.00	0	0	0	0	
	Total	0.00	0	0	0	0	
Department Request Adjustments							

CORE DECISION ITEM

Statewide Real Estate Leasing Services

Budget Unit 980014B

-
CORE - HB 13 Real Estate - Public Safety

Bill Section 13.005

	Budget Class	FTE	GR	FED	OTHER	TOTAL	Explanation
Net Department Request Adjustments		0.00	0	0	0	0	
Department Request Core							
	PS	0.00	0	0	0	0	
	EE	0.00	0	0	0	0	
	PD	0.00	0	0	0	0	
	TRF	0.00	0	0	0	0	
	Total	0.00	0	0	0	0	
Governor's Recommended Core							
	PS	0.00	0	0	0	0	
	EE	0.00	0	0	0	0	
	PD	0.00	0	0	0	0	
	TRF	0.00	0	0	0	0	
	Total	0.00	0	0	0	0	

CORE DECISION ITEM

Statewide Real Estate Leasing Services

Budget Unit 980014B

-
CORE - HB 13 Real Estate - Public Safety

Bill Section 13.005

Summary of the Core by Expenditure Types

Account	FY24 Budget		FY24 Actual		FY25 Budget		FY25 Actual as of 9/30/24		FY26 DTREQ		FY26 GVREC	
	Dollars	FTE	Dollars	FTE	Dollars	FTE	Dollars	FTE	Dollars	FTE	Dollars	FTE
Grand Total	0	0.00	0	0.00	0	0.00	0	0.00	0	0.00	0	0.00

CORE DECISION ITEM

Statewide Real Estate Leasing Services

Budget Unit 980016B

-
CORE - HB 13 Real Estate - Corrections

Bill Section 13.005

1. CORE FINANCIAL SUMMARY

	FY 2026 Department Request			
	GR	Federal	Other	Total
PS	0	0	0	0
EE	3,551,090	0	327,648	3,878,738
PSD	4,142,405	0	1	4,142,406
TRF	0	0	0	0
Total	7,693,495	0	327,649	8,021,144

FTE	0.00	0.00	0.00	0.00
------------	-------------	-------------	-------------	-------------

Est. Fringe	0	0	0	0
--------------------	---	---	---	---

Note: Fringes budgeted in Appropriation Bill 5 except for certain fringes budgeted directly to MoDOT, Highway Patrol, and Conservation.

Other Funds: 1510:Working Capital Revolving Fund

	FY 2026 Governor's Recommended			
	GR	Federal	Other	Total
PS	0	0	0	0
EE	0	0	0	0
PSD	0	0	0	0
TRF	0	0	0	0
Total	0	0	0	0

FTE	0.00	0.00	0.00	0.00
------------	-------------	-------------	-------------	-------------

Est. Fringe	0	0	0	0
--------------------	---	---	---	---

Note: Fringes budgeted in Appropriation Bill 5 except for certain fringes budgeted directly to MoDOT, Highway Patrol, and Conservation.

2. CORE DESCRIPTION

The Division of Facilities Management, Design & Construction (FMDC) is responsible for the oversight and management of approximately eighty-seven (87) lease contracts, totaling approximately four hundred fifty-eight thousand (458,000) sq. ft. of space on behalf of the Department of Corrections.

3. PROGRAM LISTING (list programs included in this core funding)

N/A

CORE DECISION ITEM

Statewide Real Estate Leasing Services

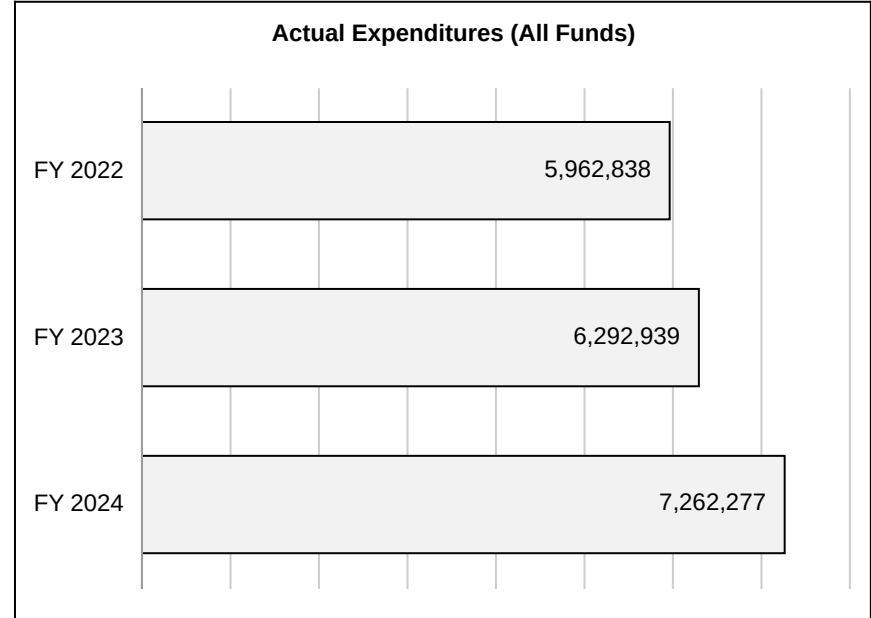
Budget Unit 980016B

-
CORE - HB 13 Real Estate - Corrections

Bill Section 13.005

4. FINANCIAL HISTORY

	FY 2022	FY 2023	FY 2024	FY 2025
	Actual	Actual	Actual	Current Yr. as of 9/30/24
Appropriations (All Funds)	6,588,982	6,877,108	8,013,349	8,021,144
Less Reverted (All Funds)	(190,040)	(198,035)	(230,581)	(230,805)
Less Restricted (All Funds)*	0	0	0	0
Less Transfers Out	0	0	0	0
Plus Transfers In	0	0	0	0
Budget Authority (All Funds)	6,398,942	6,679,073	7,782,768	7,790,339
Actual Expenditures (all Fund)	5,962,838	6,292,939	7,262,277	N/A
Unexpended (All Funds)	436,104	386,134	520,491	N/A
Unexpended by Fund:				
General Revenue	383,259	336,105	418,159	N/A
Federal	0	0	0	N/A
Other	52,845	50,029	102,332	N/A



*Restricted amount is as of

Reverted includes the statutory three-percent reserve amount (when applicable).

Restricted includes any Governor's Expenditure Restrictions which remained at the end of the fiscal year (when applicable).

CORE DECISION ITEM

Statewide Real Estate Leasing Services

Budget Unit 980016B

-
CORE - HB 13 Real Estate - Corrections

Bill Section 13.005

5. CORE RECONCILIATION DETAIL

	Budget Class	FTE	GR	FED	OTHER	TOTAL	Explanation
TAFP After VETOES							
	PS	0.00	0	0	0	0	
	EE	0.00	7,693,494	0	327,648	8,021,142	
	PD	0.00	1	0	1	2	
	TRF	0.00	0	0	0	0	
	Total	0.00	7,693,495	0	327,649	8,021,144	
One-Times							
	PS	0.00	0	0	0	0	
	EE	0.00	0	0	0	0	
	PD	0.00	0	0	0	0	
	TRF	0.00	0	0	0	0	
	Total	0.00	0	0	0	0	
FY 26 Beginning Core							
	PS	0.00	0	0	0	0	
	EE	0.00	7,693,494	0	327,648	8,021,142	
	PD	0.00	1	0	1	2	
	TRF	0.00	0	0	0	0	
	Total	0.00	7,693,495	0	327,649	8,021,144	
Department Request Adjustments							

CORE DECISION ITEM

Statewide Real Estate Leasing Services

Budget Unit 980016B

-
CORE - HB 13 Real Estate - Corrections

Bill Section 13.005

			Budget Class	FTE	GR	FED	OTHER	TOTAL	Explanation
Core Reallocation	CRA.98B.002	11112	EE	0.00	(4,142,404)	0	0	(4,142,404)	Reallocation to align budget with planned expenditures and reduce the need for future flex within HB 13.
Core Reallocation	CRA.98B.005	11112	EE	0.00	0	0	0	0	Reallocation to align budget with planned expenditures and reduce the need for future flex within HB 13.
Core Reallocation	CRA.98B.002	11112	PD	0.00	4,142,404	0	0	4,142,404	Reallocation to align budget with planned expenditures and reduce the need for future flex within HB 13.
Net Department Request Adjustments				0.00	0	0	0	0	
Department Request Core									
			PS	0.00	0	0	0	0	
			EE	0.00	3,551,090	0	327,648	3,878,738	
			PD	0.00	4,142,405	0	1	4,142,406	
			TRF	0.00	0	0	0	0	
Total				0.00	7,693,495	0	327,649	8,021,144	
Governor's Recommended Core									
			PS	0.00	0	0	0	0	
			EE	0.00	0	0	0	0	
			PD	0.00	0	0	0	0	
			TRF	0.00	0	0	0	0	
Total				0.00	0	0	0	0	

CORE DECISION ITEM

Statewide Real Estate Leasing Services

Budget Unit 980016B

-
CORE - HB 13 Real Estate - Corrections

Bill Section 13.005

Summary of the Core by Expenditure Types

Account	FY24 Budget		FY24 Actual		FY25 Budget		FY25 Actual as of 9/30/24		FY26 DTREQ		FY26 GVREC	
	Dollars	FTE	Dollars	FTE	Dollars	FTE	Dollars	FTE	Dollars	FTE	Dollars	FTE
Fuel and Utilities	843,824	0.00	549,908	0.00	843,824	0.00	0	0.00	843,824	0.00	0	0.00
Supplies	1	0.00	590	0.00	1	0.00	0	0.00	2	0.00	0	0.00
Communications Services and Supplies	1	0.00	0	0.00	1	0.00	0	0.00	2	0.00	0	0.00
Professional Services	32,200	0.00	30,960	0.00	32,200	0.00	0	0.00	32,200	0.00	0	0.00
Housekeeping and Janitorial Services	1,003,522	0.00	710,400	0.00	1,003,522	0.00	0	0.00	1,003,522	0.00	0	0.00
Office Equipment Expenses	100	0.00	115,656	0.00	100	0.00	0	0.00	100	0.00	0	0.00
Property and Improvements Expenses	5,949	0.00	0	0.00	5,949	0.00	0	0.00	5,949	0.00	0	0.00
Building Lease Payments Operating	6,127,752	0.00	1,712,359	0.00	6,135,545	0.00	410,103	0.00	1,993,139	0.00	0	0.00
Total EE	8,013,349	0.00	3,119,873	0.00	8,021,142	0.00	410,103	0.00	3,878,738	0.00	0	0.00
Debt Service Expenses	0	0.00	4,142,404	0.00	2	0.00	0	0.00	4,142,406	0.00	0	0.00
Total PSD	0	0.00	4,142,404	0.00	2	0.00	0	0.00	4,142,406	0.00	0	0.00
Grand Total	8,013,349	0.00	7,262,277	0.00	8,021,144	0.00	410,103	0.00	8,021,144	0.00	0	0.00

CORE DECISION ITEM

Statewide Real Estate Leasing Services

Budget Unit 980039B

-
CORE - HB 13 Real Estate - Corrections Leasing Human Resources

Bill Section 13.010

1. CORE FINANCIAL SUMMARY

	FY 2026 Department Request			
	GR	Federal	Other	Total
PS	0	0	0	0
EE	1,590,673	0	0	1,590,673
PSD	0	0	0	0
TRF	0	0	0	0
Total	1,590,673	0	0	1,590,673

FTE	0.00	0.00	0.00	0.00
------------	-------------	-------------	-------------	-------------

Est. Fringe	0	0	0	0
--------------------	---	---	---	---

Note: Fringes budgeted in Appropriation Bill 5 except for certain fringes budgeted directly to MoDOT, Highway Patrol, and Conservation.

	FY 2026 Governor's Recommended			
	GR	Federal	Other	Total
PS	0	0	0	0
EE	0	0	0	0
PSD	0	0	0	0
TRF	0	0	0	0
Total	0	0	0	0

FTE	0.00	0.00	0.00	0.00
------------	-------------	-------------	-------------	-------------

Est. Fringe	0	0	0	0
--------------------	---	---	---	---

Note: Fringes budgeted in Appropriation Bill 5 except for certain fringes budgeted directly to MoDOT, Highway Patrol, and Conservation.

2. CORE DESCRIPTION

The Division of Facilities Management, Design & Construction (FMDC) is responsible for the oversight and management of approximately ninety-four thousand (94,000) sq. ft. of state-owned space on behalf of the Department of Corrections.

3. PROGRAM LISTING (list programs included in this core funding)

N/A

CORE DECISION ITEM

Statewide Real Estate Leasing Services

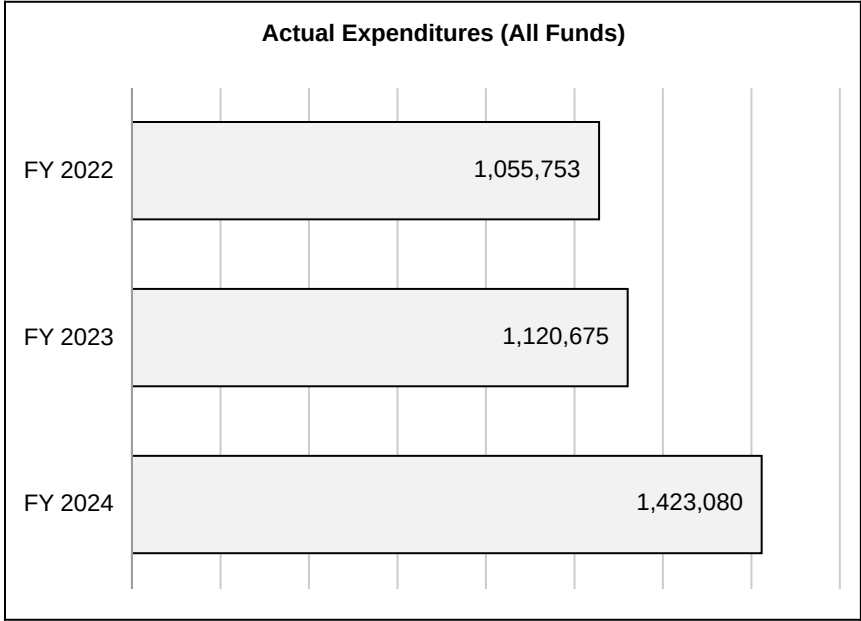
Budget Unit 980039B

-
CORE - HB 13 Real Estate - Corrections Leasing Human Resources

Bill Section 13.010

4. FINANCIAL HISTORY

	FY 2022	FY 2023	FY 2024	FY 2025
	Actual	Actual	Actual	Current Yr. as of 9/30/24
Appropriations (All Funds)	1,055,502	1,291,244	1,574,479	1,590,673
Less Reverted (All Funds)	(30,781)	(37,581)	(47,234)	(47,720)
Less Restricted (All Funds)*	0	0	0	0
Less Transfers Out	0	0	0	0
Plus Transfers In	0	0	0	0
Budget Authority (All Funds)	1,024,721	1,253,663	1,527,245	1,542,953
Actual Expenditures (all Fund)	1,055,753	1,120,675	1,423,080	N/A
Unexpended (All Funds)	(31,032)	132,988	104,165	N/A
Unexpended by Fund:				
General Revenue	(31,032)	132,988	104,165	N/A
Federal	0	0	0	N/A
Other	0	0	0	N/A



*Restricted amount is as of

Reverted includes the statutory three-percent reserve amount (when applicable).

Restricted includes any Governor's Expenditure Restrictions which remained at the end of the fiscal year (when applicable).

CORE DECISION ITEM

Statewide Real Estate Leasing Services

Budget Unit 980039B

-
CORE - HB 13 Real Estate - Corrections Leasing Human Resources

Bill Section 13.010

5. CORE RECONCILIATION DETAIL

	Budget Class	FTE	GR	FED	OTHER	TOTAL	Explanation
TAFP After VETOES							
	PS	0.00	0	0	0	0	
	EE	0.00	1,590,673	0	0	1,590,673	
	PD	0.00	0	0	0	0	
	TRF	0.00	0	0	0	0	
	Total	0.00	1,590,673	0	0	1,590,673	
One-Times							
	PS	0.00	0	0	0	0	
	EE	0.00	0	0	0	0	
	PD	0.00	0	0	0	0	
	TRF	0.00	0	0	0	0	
	Total	0.00	0	0	0	0	
FY 26 Beginning Core							
	PS	0.00	0	0	0	0	
	EE	0.00	1,590,673	0	0	1,590,673	
	PD	0.00	0	0	0	0	
	TRF	0.00	0	0	0	0	
	Total	0.00	1,590,673	0	0	1,590,673	
Department Request Adjustments							

CORE DECISION ITEM

Statewide Real Estate Leasing Services

Budget Unit 980039B

-

CORE - HB 13 Real Estate - Corrections Leasing Human Resources

Bill Section 13.010

	Budget Class	FTE	GR	FED	OTHER	TOTAL	Explanation
Net Department Request Adjustments		0.00	0	0	0	0	
Department Request Core							
	PS	0.00	0	0	0	0	
	EE	0.00	1,590,673	0	0	1,590,673	
	PD	0.00	0	0	0	0	
	TRF	0.00	0	0	0	0	
	Total	0.00	1,590,673	0	0	1,590,673	
Governor's Recommended Core							
	PS	0.00	0	0	0	0	
	EE	0.00	0	0	0	0	
	PD	0.00	0	0	0	0	
	TRF	0.00	0	0	0	0	
	Total	0.00	0	0	0	0	

CORE DECISION ITEM

Statewide Real Estate Leasing Services

Budget Unit 980039B

-
CORE - HB 13 Real Estate - Corrections Leasing Human Resources

Bill Section 13.010

Summary of the Core by Expenditure Types

Account	FY24 Budget		FY24 Actual		FY25 Budget		FY25 Actual as of 9/30/24		FY26 DTREQ		FY26 GVREC	
	Dollars	FTE	Dollars	FTE	Dollars	FTE	Dollars	FTE	Dollars	FTE	Dollars	FTE
Property and Improvements Expenses	8,060	0.00	0	0.00	8,060	0.00	0	0.00	8,060	0.00	0	0.00
Building Lease Payments Operating	1,566,419	0.00	1,423,080	0.00	1,582,613	0.00	0	0.00	1,582,613	0.00	0	0.00
Total EE	1,574,479	0.00	1,423,080	0.00	1,590,673	0.00	0	0.00	1,590,673	0.00	0	0.00
Grand Total	1,574,479	0.00	1,423,080	0.00	1,590,673	0.00	0	0.00	1,590,673	0.00	0	0.00

CORE DECISION ITEM

Statewide Real Estate Leasing Services

Budget Unit 980017B

-
CORE - HB 13 Real Estate - Mental Health

Bill Section 13.005

1. CORE FINANCIAL SUMMARY

	FY 2026 Department Request			
	GR	Federal	Other	Total
PS	0	0	0	0
EE	1,349,512	0	0	1,349,512
PSD	1,403,768	0	0	1,403,768
TRF	0	0	0	0
Total	2,753,280	0	0	2,753,280

FTE	0.00	0.00	0.00	0.00
------------	-------------	-------------	-------------	-------------

Est. Fringe	0	0	0	0
--------------------	---	---	---	---

Note: Fringes budgeted in Appropriation Bill 5 except for certain fringes budgeted directly to MoDOT, Highway Patrol, and Conservation.

	FY 2026 Governor's Recommended			
	GR	Federal	Other	Total
PS	0	0	0	0
EE	0	0	0	0
PSD	0	0	0	0
TRF	0	0	0	0
Total	0	0	0	0

FTE	0.00	0.00	0.00	0.00
------------	-------------	-------------	-------------	-------------

Est. Fringe	0	0	0	0
--------------------	---	---	---	---

Note: Fringes budgeted in Appropriation Bill 5 except for certain fringes budgeted directly to MoDOT, Highway Patrol, and Conservation.

2. CORE DESCRIPTION

The Division of Facilities Management, Design & Construction (FMDC) is responsible for the oversight and management of approximately fourteen (14) lease contracts, totaling over eighty-one thousand (81,000) sq. ft. of space on behalf of the Department of Mental Health.

3. PROGRAM LISTING (list programs included in this core funding)

N/A

CORE DECISION ITEM

Statewide Real Estate Leasing Services

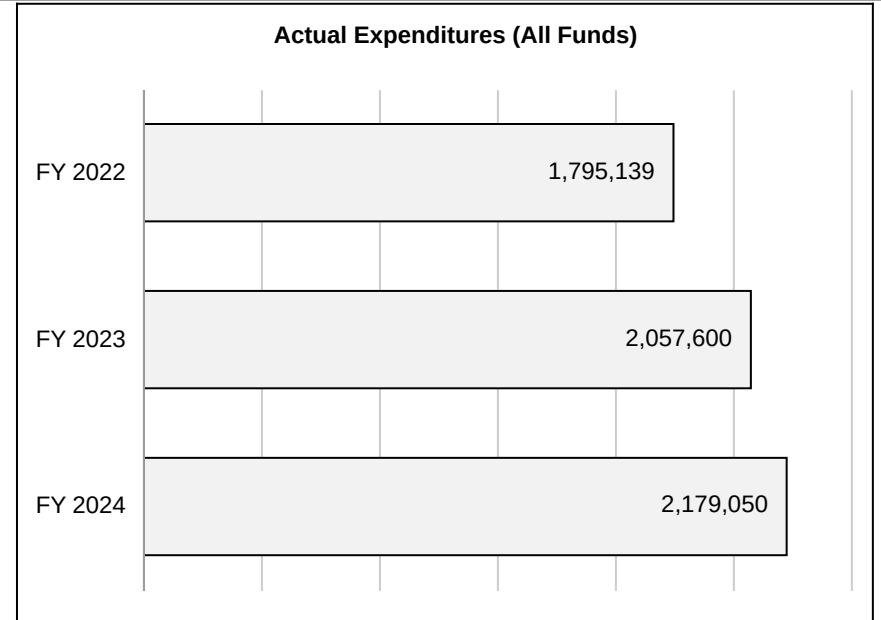
Budget Unit 980017B

-
CORE - HB 13 Real Estate - Mental Health

Bill Section 13.005

4. FINANCIAL HISTORY

	FY 2022	FY 2023	FY 2024	FY 2025
	Actual	Actual	Actual	Current Yr. as of 9/30/24
Appropriations (All Funds)	1,858,702	4,309,308	4,961,423	2,753,280
Less Reverted (All Funds)	(55,761)	(58,908)	(148,843)	(82,598)
Less Restricted (All Funds)*	0	0	0	0
Less Transfers Out	0	0	(556,180)	0
Plus Transfers In	0	0	0	0
Budget Authority (All Funds)	1,802,941	4,250,400	4,256,400	2,670,682
Actual Expenditures (all Fund)	1,795,139	2,057,600	2,179,050	N/A
Unexpended (All Funds)	7,802	2,192,800	2,077,350	N/A
Unexpended by Fund:				
General Revenue	7,802	2,192,800	2,077,350	N/A
Federal	0	0	0	N/A
Other	0	0	0	N/A



*Restricted amount is as of

Reverted includes the statutory three-percent reserve amount (when applicable).

Restricted includes any Governor's Expenditure Restrictions which remained at the end of the fiscal year (when applicable).

CORE DECISION ITEM

Statewide Real Estate Leasing Services

Budget Unit 980017B

-
CORE - HB 13 Real Estate - Mental Health

Bill Section 13.005

5. CORE RECONCILIATION DETAIL

	Budget Class	FTE	GR	FED	OTHER	TOTAL	Explanation
TAFP After VETOES							
	PS	0.00	0	0	0	0	
	EE	0.00	2,753,279	0	0	2,753,279	
	PD	0.00	1	0	0	1	
	TRF	0.00	0	0	0	0	
	Total	0.00	2,753,280	0	0	2,753,280	
One-Times							
	PS	0.00	0	0	0	0	
	EE	0.00	0	0	0	0	
	PD	0.00	0	0	0	0	
	TRF	0.00	0	0	0	0	
	Total	0.00	0	0	0	0	
FY 26 Beginning Core							
	PS	0.00	0	0	0	0	
	EE	0.00	2,753,279	0	0	2,753,279	
	PD	0.00	1	0	0	1	
	TRF	0.00	0	0	0	0	
	Total	0.00	2,753,280	0	0	2,753,280	
Department Request Adjustments							

CORE DECISION ITEM

Statewide Real Estate Leasing Services

Budget Unit 980017B

-
CORE - HB 13 Real Estate - Mental Health

Bill Section 13.005

			Budget Class	FTE	GR	FED	OTHER	TOTAL	Explanation
Core Reallocation	CRA.98B.002	10655	EE	0.00	(1,403,767)	0	0	(1,403,767)	Reallocation to align budget with planned expenditures and reduce the need for future flex within HB 13.
Core Reallocation	CRA.98B.002	10655	PD	0.00	1,403,767	0	0	1,403,767	Reallocation to align budget with planned expenditures and reduce the need for future flex within HB 13.
Net Department Request Adjustments				0.00	0	0	0	0	
Department Request Core									
			PS	0.00	0	0	0	0	
			EE	0.00	1,349,512	0	0	1,349,512	
			PD	0.00	1,403,768	0	0	1,403,768	
			TRF	0.00	0	0	0	0	
Total				0.00	2,753,280	0	0	2,753,280	
Governor's Recommended Core									
			PS	0.00	0	0	0	0	
			EE	0.00	0	0	0	0	
			PD	0.00	0	0	0	0	
			TRF	0.00	0	0	0	0	
Total				0.00	0	0	0	0	

CORE DECISION ITEM

Statewide Real Estate Leasing Services

Budget Unit 980017B

-
CORE - HB 13 Real Estate - Mental Health

Bill Section 13.005

Summary of the Core by Expenditure Types

Account	FY24 Budget		FY24 Actual		FY25 Budget		FY25 Actual as of 9/30/24		FY26 DTREQ		FY26 GVREC	
	Dollars	FTE	Dollars	FTE	Dollars	FTE	Dollars	FTE	Dollars	FTE	Dollars	FTE
Fuel and Utilities	193,312	0.00	106,440	0.00	192,775	0.00	0	0.00	192,775	0.00	0	0.00
Supplies	100	0.00	0	0.00	100	0.00	0	0.00	100	0.00	0	0.00
Communications Services and Supplies	100	0.00	0	0.00	100	0.00	0	0.00	100	0.00	0	0.00
Professional Services	400	0.00	131	0.00	361	0.00	0	0.00	361	0.00	0	0.00
Housekeeping and Janitorial Services	412,252	0.00	95,200	0.00	412,204	0.00	0	0.00	412,204	0.00	0	0.00
Office Equipment Expenses	100	0.00	0	0.00	100	0.00	0	0.00	100	0.00	0	0.00
Property and Improvements Expenses	2,211,070	0.00	0	0.00	1,720	0.00	0	0.00	1,720	0.00	0	0.00
Building Lease Payments Operating	2,144,089	0.00	573,512	0.00	2,145,919	0.00	132,211	0.00	742,152	0.00	0	0.00
Total EE	4,961,423	0.00	775,284	0.00	2,753,279	0.00	132,211	0.00	1,349,512	0.00	0	0.00
Debt Service Expenses	0	0.00	1,403,767	0.00	1	0.00	0	0.00	1,403,768	0.00	0	0.00
Total PSD	0	0.00	1,403,767	0.00	1	0.00	0	0.00	1,403,768	0.00	0	0.00
Grand Total	4,961,423	0.00	2,179,050	0.00	2,753,280	0.00	132,211	0.00	2,753,280	0.00	0	0.00

CORE DECISION ITEM

Statewide Real Estate Leasing Services

Budget Unit 980040B

-
CORE - HB 13 Real Estate - Mental Health

Bill Section 13.010

1. CORE FINANCIAL SUMMARY

	FY 2026 Department Request			
	GR	Federal	Other	Total
PS	0	0	0	0
EE	1,214,533	305,235	10,763	1,530,531
PSD	0	0	0	0
TRF	0	0	0	0
Total	1,214,533	305,235	10,763	1,530,531

	FY 2026 Governor's Recommended			
	GR	Federal	Other	Total
PS	0	0	0	0
EE	0	0	0	0
PSD	0	0	0	0
TRF	0	0	0	0
Total	0	0	0	0

FTE **0.00** **0.00** **0.00** **0.00**

FTE **0.00** **0.00** **0.00** **0.00**

Est. Fringe	0	0	0	0
-------------	---	---	---	---

Est. Fringe	0	0	0	0
-------------	---	---	---	---

Note: Fringes budgeted in Appropriation Bill 5 except for certain fringes budgeted directly to MoDOT, Highway Patrol, and Conservation.

Note: Fringes budgeted in Appropriation Bill 5 except for certain fringes budgeted directly to MoDOT, Highway Patrol, and Conservation.

Federal Funds: 1148:Department of Mental Health Federal
Other Funds: 1275:Health Initiatives Fund

2. CORE DESCRIPTION

The Division of Facilities Management, Design & Construction (FMDC) is responsible for the oversight and management of approximately one hundred twenty-nine thousand (129,000) sq. ft. of state-owned space on behalf of the Department of Mental Health.

3. PROGRAM LISTING (list programs included in this core funding)

N/A

CORE DECISION ITEM

Statewide Real Estate Leasing Services

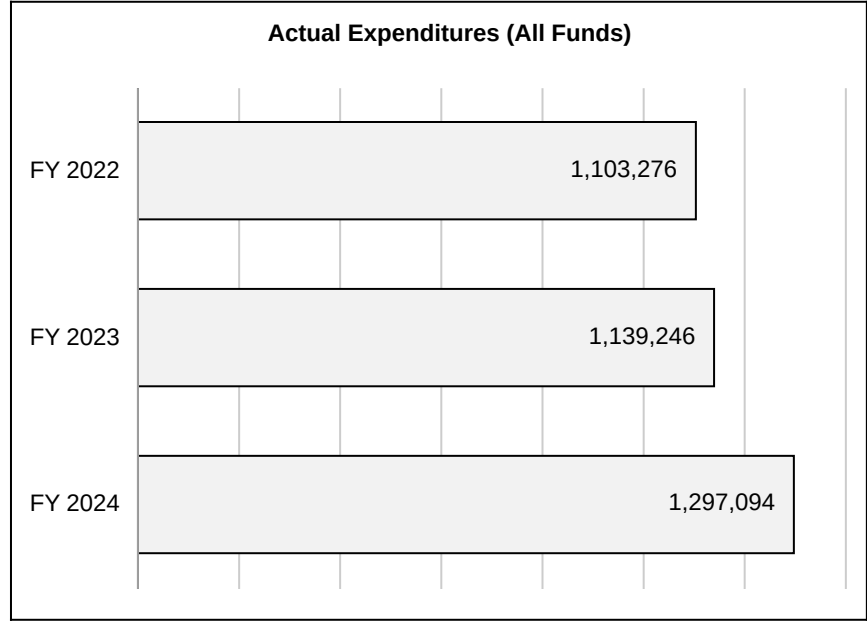
Budget Unit 980040B

-
CORE - HB 13 Real Estate - Mental Health

Bill Section 13.010

4. FINANCIAL HISTORY

	FY 2022	FY 2023	FY 2024	FY 2025
	Actual	Actual	Actual	Current Yr. as of 9/30/24
Appropriations (All Funds)	1,116,581	1,234,478	1,488,319	1,504,531
Less Reverted (All Funds)	(26,267)	(28,282)	(35,583)	(35,979)
Less Restricted (All Funds)*	0	0	0	0
Less Transfers Out	0	0	0	0
Plus Transfers In	0	0	1,995	0
Budget Authority (All Funds)	1,090,314	1,206,196	1,454,731	1,468,552
Actual Expenditures (all Fund)	1,103,276	1,139,246	1,297,094	N/A
Unexpended (All Funds)	(12,962)	66,950	157,637	N/A
Unexpended by Fund:				
General Revenue	(8,678)	23,755	89,638	N/A
Federal	(3,088)	42,857	65,412	N/A
Other	(1,196)	338	2,587	N/A



*Restricted amount is as of

Reverted includes the statutory three-percent reserve amount (when applicable).

Restricted includes any Governor's Expenditure Restrictions which remained at the end of the fiscal year (when applicable).

CORE DECISION ITEM

Statewide Real Estate Leasing Services

Budget Unit 980040B

-
CORE - HB 13 Real Estate - Mental Health

Bill Section 13.010

5. CORE RECONCILIATION DETAIL

	Budget Class	FTE	GR	FED	OTHER	TOTAL	Explanation
TAFP After VETOES							
	PS	0.00	0	0	0	0	
	EE	0.00	1,189,533	305,235	9,763	1,504,531	
	PD	0.00	0	0	0	0	
	TRF	0.00	0	0	0	0	
	Total	0.00	1,189,533	305,235	9,763	1,504,531	
One-Times							
	PS	0.00	0	0	0	0	
	EE	0.00	0	0	0	0	
	PD	0.00	0	0	0	0	
	TRF	0.00	0	0	0	0	
	Total	0.00	0	0	0	0	
FY 26 Beginning Core							
	PS	0.00	0	0	0	0	
	EE	0.00	1,189,533	305,235	9,763	1,504,531	
	PD	0.00	0	0	0	0	
	TRF	0.00	0	0	0	0	
	Total	0.00	1,189,533	305,235	9,763	1,504,531	
Department Request Adjustments							

CORE DECISION ITEM

Statewide Real Estate Leasing Services

Budget Unit 980040B

-
CORE - HB 13 Real Estate - Mental Health

Bill Section 13.010

			Budget Class	FTE	GR	FED	OTHER	TOTAL	Explanation
Core Reallocation	CRA.98B.003	17751	EE	0.00	25,000	0	0	25,000	Reallocation to align budget with planned expenditures and reduce the need for future flex in HB 13.
Core Reallocation	CRA.98B.003	17754	EE	0.00	0	0	1,000	1,000	Reallocation to align budget with planned expenditures and reduce the need for future flex in HB 13.
Net Department Request Adjustments				0.00	25,000	0	1,000	26,000	
Department Request Core									
			PS	0.00	0	0	0	0	
			EE	0.00	1,214,533	305,235	10,763	1,530,531	
			PD	0.00	0	0	0	0	
			TRF	0.00	0	0	0	0	
Total				0.00	1,214,533	305,235	10,763	1,530,531	
Governor's Recommended Core									
			PS	0.00	0	0	0	0	
			EE	0.00	0	0	0	0	
			PD	0.00	0	0	0	0	
			TRF	0.00	0	0	0	0	
Total				0.00	0	0	0	0	

CORE DECISION ITEM

Statewide Real Estate Leasing Services

Budget Unit 980040B

-
CORE - HB 13 Real Estate - Mental Health

Bill Section 13.010

Summary of the Core by Expenditure Types

Account	FY24 Budget		FY24 Actual		FY25 Budget		FY25 Actual as of 9/30/24		FY26 DTREQ		FY26 GVREC	
	Dollars	FTE	Dollars	FTE	Dollars	FTE	Dollars	FTE	Dollars	FTE	Dollars	FTE
Property and Improvements Expenses	9,271	0.00	0	0.00	9,271	0.00	0	0.00	9,271	0.00	0	0.00
Building Lease Payments Operating	1,479,048	0.00	1,297,094	0.00	1,495,260	0.00	0	0.00	1,521,260	0.00	0	0.00
Total EE	1,488,319	0.00	1,297,094	0.00	1,504,531	0.00	0	0.00	1,530,531	0.00	0	0.00
Grand Total	1,488,319	0.00	1,297,094	0.00	1,504,531	0.00	0	0.00	1,530,531	0.00	0	0.00

CORE DECISION ITEM

Statewide Real Estate Leasing Services

Budget Unit 980056B

-
CORE - HB 13 Real Estate - Mental Health

Bill Section 13.015

1. CORE FINANCIAL SUMMARY

	FY 2026 Department Request			
	GR	Federal	Other	Total
PS	0	0	0	0
EE	26,827,515	0	0	26,827,515
PSD	0	0	0	0
TRF	0	0	0	0
Total	26,827,515	0	0	26,827,515

FTE	0.00	0.00	0.00	0.00
------------	-------------	-------------	-------------	-------------

Est. Fringe	0	0	0	0
--------------------	---	---	---	---

Note: Fringes budgeted in Appropriation Bill 5 except for certain fringes budgeted directly to MoDOT, Highway Patrol, and Conservation.

	FY 2026 Governor's Recommended			
	GR	Federal	Other	Total
PS	0	0	0	0
EE	0	0	0	0
PSD	0	0	0	0
TRF	0	0	0	0
Total	0	0	0	0

FTE	0.00	0.00	0.00	0.00
------------	-------------	-------------	-------------	-------------

Est. Fringe	0	0	0	0
--------------------	---	---	---	---

Note: Fringes budgeted in Appropriation Bill 5 except for certain fringes budgeted directly to MoDOT, Highway Patrol, and Conservation.

2. CORE DESCRIPTION

The Division of Facilities Management, Design & Construction (FMDC) is responsible for the oversight and management of approximately and approximately three million five hundred thousand (3.5M) sq. ft. of institutional space on behalf of the Department of Mental Health.

3. PROGRAM LISTING (list programs included in this core funding)

N/A

CORE DECISION ITEM

Statewide Real Estate Leasing Services

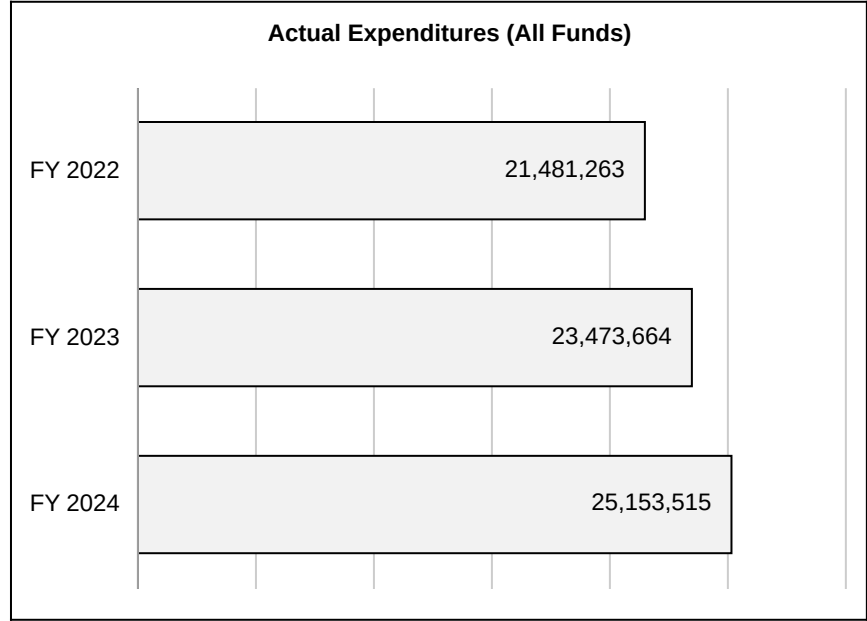
Budget Unit 980056B

-
CORE - HB 13 Real Estate - Mental Health

Bill Section 13.015

4. FINANCIAL HISTORY

	FY 2022	FY 2023	FY 2024	FY 2025
	Actual	Actual	Actual	Current Yr. as of 9/30/24
Appropriations (All Funds)	22,126,169	24,177,329	25,931,459	26,827,515
Less Reverted (All Funds)	(644,906)	(703,670)	(777,944)	(804,825)
Less Restricted (All Funds)*	0	0	0	0
Less Transfers Out	0	0	0	0
Plus Transfers In	0	0	0	0
Budget Authority (All Funds)	21,481,263	23,473,659	25,153,515	26,022,690
Actual Expenditures (all Fund)	21,481,263	23,473,664	25,153,515	N/A
Unexpended (All Funds)	0	(5)	0	N/A
Unexpended by Fund:				
General Revenue	0	(5)	0	N/A
Federal	0	0	0	N/A
Other	0	0	0	N/A



*Restricted amount is as of

Reverted includes the statutory three-percent reserve amount (when applicable).

Restricted includes any Governor's Expenditure Restrictions which remained at the end of the fiscal year (when applicable).

CORE DECISION ITEM

Statewide Real Estate Leasing Services

Budget Unit 980056B

-
CORE - HB 13 Real Estate - Mental Health

Bill Section 13.015

5. CORE RECONCILIATION DETAIL

	Budget Class	FTE	GR	FED	OTHER	TOTAL	Explanation
TAFP After VETOES							
	PS	0.00	0	0	0	0	
	EE	0.00	26,827,515	0	0	26,827,515	
	PD	0.00	0	0	0	0	
	TRF	0.00	0	0	0	0	
	Total	0.00	26,827,515	0	0	26,827,515	
One-Times							
	PS	0.00	0	0	0	0	
	EE	0.00	0	0	0	0	
	PD	0.00	0	0	0	0	
	TRF	0.00	0	0	0	0	
	Total	0.00	0	0	0	0	
FY 26 Beginning Core							
	PS	0.00	0	0	0	0	
	EE	0.00	26,827,515	0	0	26,827,515	
	PD	0.00	0	0	0	0	
	TRF	0.00	0	0	0	0	
	Total	0.00	26,827,515	0	0	26,827,515	
Department Request Adjustments							

CORE DECISION ITEM

Statewide Real Estate Leasing Services

Budget Unit 980056B

-
CORE - HB 13 Real Estate - Mental Health

Bill Section 13.015

	Budget Class	FTE	GR	FED	OTHER	TOTAL	Explanation
Net Department Request Adjustments		0.00	0	0	0	0	
Department Request Core							
	PS	0.00	0	0	0	0	
	EE	0.00	26,827,515	0	0	26,827,515	
	PD	0.00	0	0	0	0	
	TRF	0.00	0	0	0	0	
	Total	0.00	26,827,515	0	0	26,827,515	
Governor's Recommended Core							
	PS	0.00	0	0	0	0	
	EE	0.00	0	0	0	0	
	PD	0.00	0	0	0	0	
	TRF	0.00	0	0	0	0	
	Total	0.00	0	0	0	0	

CORE DECISION ITEM

Statewide Real Estate Leasing Services

Budget Unit 980056B

-
CORE - HB 13 Real Estate - Mental Health

Bill Section 13.015

Summary of the Core by Expenditure Types

Account	FY24 Budget		FY24 Actual		FY25 Budget		FY25 Actual as of 9/30/24		FY26 DTREQ		FY26 GVREC	
	Dollars	FTE	Dollars	FTE	Dollars	FTE	Dollars	FTE	Dollars	FTE	Dollars	FTE
Professional Services	1	0.00	0	0.00	1	0.00	0	0.00	1	0.00	0	0.00
Property and Improvements Expenses	294,925	0.00	0	0.00	294,925	0.00	0	0.00	294,925	0.00	0	0.00
Building Lease Payments Operating	25,636,533	0.00	25,153,515	0.00	26,532,589	0.00	9,999,999	0.00	26,532,589	0.00	0	0.00
Total EE	25,931,459	0.00	25,153,515	0.00	26,827,515	0.00	9,999,999	0.00	26,827,515	0.00	0	0.00
Grand Total	25,931,459	0.00	25,153,515	0.00	26,827,515	0.00	9,999,999	0.00	26,827,515	0.00	0	0.00

CORE DECISION ITEM

Statewide Real Estate Leasing Services

Budget Unit 980018B

-
CORE - HB 13 Real Estate - Health and Senior Services

Bill Section 13.005

1. CORE FINANCIAL SUMMARY

	FY 2026 Department Request			
	GR	Federal	Other	Total
PS	0	0	0	0
EE	1,470,097	2,644,616	0	4,114,713
PSD	1,223,075	1,853,096	0	3,076,171
TRF	0	0	0	0
Total	2,693,172	4,497,712	0	7,190,884

FTE	0.00	0.00	0.00	0.00
------------	-------------	-------------	-------------	-------------

Est. Fringe	0	0	0	0
--------------------	---	---	---	---

Note: Fringes budgeted in Appropriation Bill 5 except for certain fringes budgeted directly to MoDOT, Highway Patrol, and Conservation.

Federal Funds: 1143:Department of Health and Senior Services Federal and
2350:Department of Health and Senior Services Federal Sti

	FY 2026 Governor's Recommended			
	GR	Federal	Other	Total
PS	0	0	0	0
EE	0	0	0	0
PSD	0	0	0	0
TRF	0	0	0	0
Total	0	0	0	0

FTE	0.00	0.00	0.00	0.00
------------	-------------	-------------	-------------	-------------

Est. Fringe	0	0	0	0
--------------------	---	---	---	---

Note: Fringes budgeted in Appropriation Bill 5 except for certain fringes budgeted directly to MoDOT, Highway Patrol, and Conservation.

2. CORE DESCRIPTION

The Division of Facilities Management, Design & Construction (FMDC) is responsible for the oversight and management of approximately eighty-nine (89) lease contracts, totaling approximately three hundred fifty-seven thousand (357,000) sq. ft. of space on behalf of the Department of Health & Senior Services.

3. PROGRAM LISTING (list programs included in this core funding)

N/A

CORE DECISION ITEM

Statewide Real Estate Leasing Services

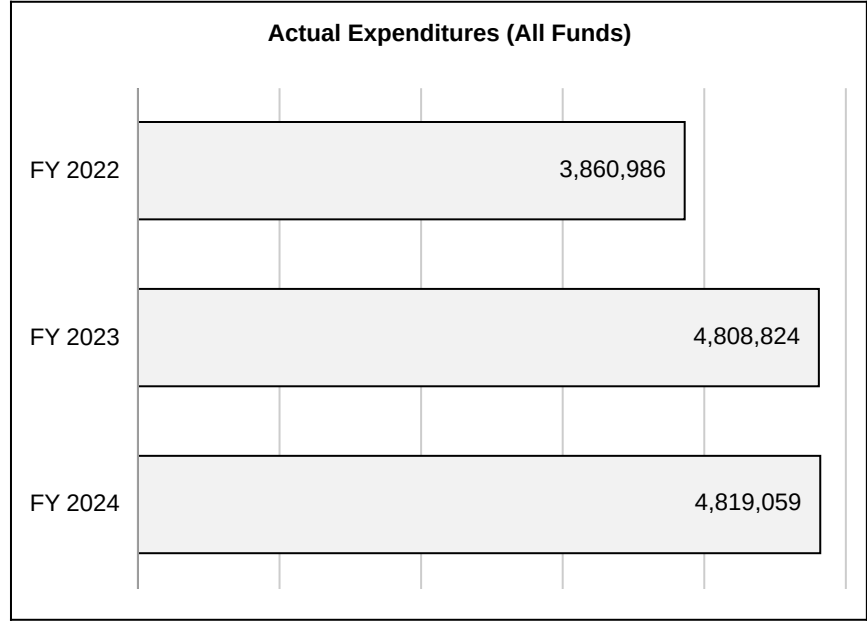
Budget Unit 980018B

-
CORE - HB 13 Real Estate - Health and Senior Services

Bill Section 13.005

4. FINANCIAL HISTORY

	FY 2022	FY 2023	FY 2024	FY 2025
	Actual	Actual	Actual	Current Yr. as of 9/30/24
Appropriations (All Funds)	4,321,544	5,264,980	7,146,400	7,192,884
Less Reverted (All Funds)	(61,573)	(54,450)	(81,537)	(80,855)
Less Restricted (All Funds)*	0	0	0	0
Less Transfers Out	0	0	(267,800)	0
Plus Transfers In	0	0	0	0
Budget Authority (All Funds)	4,259,971	5,210,530	6,797,063	7,112,029
Actual Expenditures (all Fund)	3,860,986	4,808,824	4,819,059	N/A
Unexpended (All Funds)	398,985	401,706	1,978,004	N/A
Unexpended by Fund:				
General Revenue	187,183	(363,969)	355,500	N/A
Federal	211,802	765,675	1,622,504	N/A
Other	0	0	0	N/A



*Restricted amount is as of

Reverted includes the statutory three-percent reserve amount (when applicable).

Restricted includes any Governor's Expenditure Restrictions which remained at the end of the fiscal year (when applicable).

CORE DECISION ITEM

Statewide Real Estate Leasing Services

Budget Unit 980018B

-
CORE - HB 13 Real Estate - Health and Senior Services

Bill Section 13.005

5. CORE RECONCILIATION DETAIL

	Budget Class	FTE	GR	FED	OTHER	TOTAL	Explanation
TAFP After VETOES							
	PS	0.00	0	0	0	0	
	EE	0.00	2,695,171	4,497,710	0	7,192,881	
	PD	0.00	1	2	0	3	
	TRF	0.00	0	0	0	0	
	Total	0.00	2,695,172	4,497,712	0	7,192,884	
One-Times							
	PS	0.00	0	0	0	0	
	EE	0.00	0	0	0	0	
	PD	0.00	0	0	0	0	
	TRF	0.00	0	0	0	0	
	Total	0.00	0	0	0	0	
FY 26 Beginning Core							
	PS	0.00	0	0	0	0	
	EE	0.00	2,695,171	4,497,710	0	7,192,881	
	PD	0.00	1	2	0	3	
	TRF	0.00	0	0	0	0	
	Total	0.00	2,695,172	4,497,712	0	7,192,884	
Department Request Adjustments							

CORE DECISION ITEM

Statewide Real Estate Leasing Services

Budget Unit 980018B

CORE - HB 13 Real Estate - Health and Senior Services

Bill Section 13.005

			Budget Class	FTE	GR	FED	OTHER	TOTAL	Explanation
Core Reallocation	CRA.98B.001	14181	EE	0.00	(2,000)	0	0	(2,000)	Reallocation to align budget with planned expenditures and reduce the need for future flex within HB 13.
Core Reallocation	CRA.98B.002	14181	EE	0.00	(1,223,074)	0	0	(1,223,074)	Reallocation to align budget with planned expenditures and reduce the need for future flex within HB 13.
Core Reallocation	CRA.98B.002	14182	EE	0.00	0	(1,326,294)	0	(1,326,294)	Reallocation to align budget with planned expenditures and reduce the need for future flex within HB 13.
Core Reallocation	CRA.98B.002	19099	EE	0.00	0	(526,800)	0	(526,800)	Reallocation to align budget with planned expenditures and reduce the need for future flex within HB 13.
Core Reallocation	CRA.98B.005	14181	EE	0.00	0	0	0	0	Reallocation to align budget with planned expenditures and reduce the need for future flex within HB 13.
Core Reallocation	CRA.98B.002	14181	PD	0.00	1,223,074	0	0	1,223,074	Reallocation to align budget with planned expenditures and reduce the need for future flex within HB 13.
Core Reallocation	CRA.98B.002	14182	PD	0.00	0	1,326,294	0	1,326,294	Reallocation to align budget with planned expenditures and reduce the need for future flex within HB 13.
Core Reallocation	CRA.98B.002	19099	PD	0.00	0	526,800	0	526,800	Reallocation to align budget with planned expenditures and reduce the need for future flex within HB 13.
Net Department Request Adjustments				0.00	(2,000)	0	0	(2,000)	
Department Request Core									
			PS	0.00	0	0	0	0	
			EE	0.00	1,470,097	2,644,616	0	4,114,713	
			PD	0.00	1,223,075	1,853,096	0	3,076,171	
			TRF	0.00	0	0	0	0	
Total				0.00	2,693,172	4,497,712	0	7,190,884	
Governor's Recommended Core									
			PS	0.00	0	0	0	0	
			EE	0.00	0	0	0	0	

CORE DECISION ITEM

Statewide Real Estate Leasing Services

Budget Unit 980018B

-

CORE - HB 13 Real Estate - Health and Senior Services

Bill Section 13.005

PD	0.00	0	0	0	0
TRF	0.00	0	0	0	0
Total	0.00	0	0	0	0

CORE DECISION ITEM

Statewide Real Estate Leasing Services

Budget Unit 980018B

-
CORE - HB 13 Real Estate - Health and Senior Services

Bill Section 13.005

Summary of the Core by Expenditure Types

Account	FY24 Budget		FY24 Actual		FY25 Budget		FY25 Actual as of 9/30/24		FY26 DTREQ		FY26 GVREC	
	Dollars	FTE	Dollars	FTE	Dollars	FTE	Dollars	FTE	Dollars	FTE	Dollars	FTE
Fuel and Utilities	424,808	0.00	338,726	0.00	416,927	0.00	0	0.00	414,927	0.00	0	0.00
Supplies	0	0.00	27	0.00	0	0.00	0	0.00	1	0.00	0	0.00
Communications Services and Supplies	0	0.00	6	0.00	0	0.00	0	0.00	1	0.00	0	0.00
Professional Services	736,414	0.00	585	0.00	735,944	0.00	0	0.00	735,944	0.00	0	0.00
Housekeeping and Janitorial Services	1,163,681	0.00	379,184	0.00	1,162,975	0.00	0	0.00	1,162,975	0.00	0	0.00
Property and Improvements Expenses	2,096	0.00	0	0.00	2,096	0.00	0	0.00	2,096	0.00	0	0.00
Building Lease Payments Operating	4,819,401	0.00	1,024,362	0.00	4,874,939	0.00	276,831	0.00	1,798,769	0.00	0	0.00
Total EE	7,146,400	0.00	1,742,890	0.00	7,192,881	0.00	276,831	0.00	4,114,713	0.00	0	0.00
Debt Service Expenses	0	0.00	3,076,169	0.00	3	0.00	0	0.00	3,076,171	0.00	0	0.00
Total PSD	0	0.00	3,076,169	0.00	3	0.00	0	0.00	3,076,171	0.00	0	0.00
Grand Total	7,146,400	0.00	4,819,059	0.00	7,192,884	0.00	276,831	0.00	7,190,884	0.00	0	0.00

CORE DECISION ITEM

Statewide Real Estate Leasing Services

Budget Unit 980041B

-
CORE - HB 13 Real Estate - Health and Senior Services

Bill Section 13.010

1. CORE FINANCIAL SUMMARY

	FY 2026 Department Request			
	GR	Federal	Other	Total
PS	0	0	0	0
EE	1,383,941	1,469,884	0	2,853,825
PSD	0	0	0	0
TRF	0	0	0	0
Total	1,383,941	1,469,884	0	2,853,825
FTE	0.00	0.00	0.00	0.00
Est. Fringe	0	0	0	0

Note: Fringes budgeted in Appropriation Bill 5 except for certain fringes budgeted directly to MoDOT, Highway Patrol, and Conservation.

Federal Funds: 1143:Department of Health and Senior Services Federal and

	FY 2026 Governor's Recommended			
	GR	Federal	Other	Total
PS	0	0	0	0
EE	0	0	0	0
PSD	0	0	0	0
TRF	0	0	0	0
Total	0	0	0	0
FTE	0.00	0.00	0.00	0.00
Est. Fringe	0	0	0	0

Note: Fringes budgeted in Appropriation Bill 5 except for certain fringes budgeted directly to MoDOT, Highway Patrol, and Conservation.

2. CORE DESCRIPTION

The Division of Facilities Management, Design & Construction (FMDC) is responsible for the oversight and management of approximately one hundred ninety thousand (190,000) sq. ft. of state-owned space on behalf of the Department of Health & Senior Services.

3. PROGRAM LISTING (list programs included in this core funding)

N/A

CORE DECISION ITEM

Statewide Real Estate Leasing Services

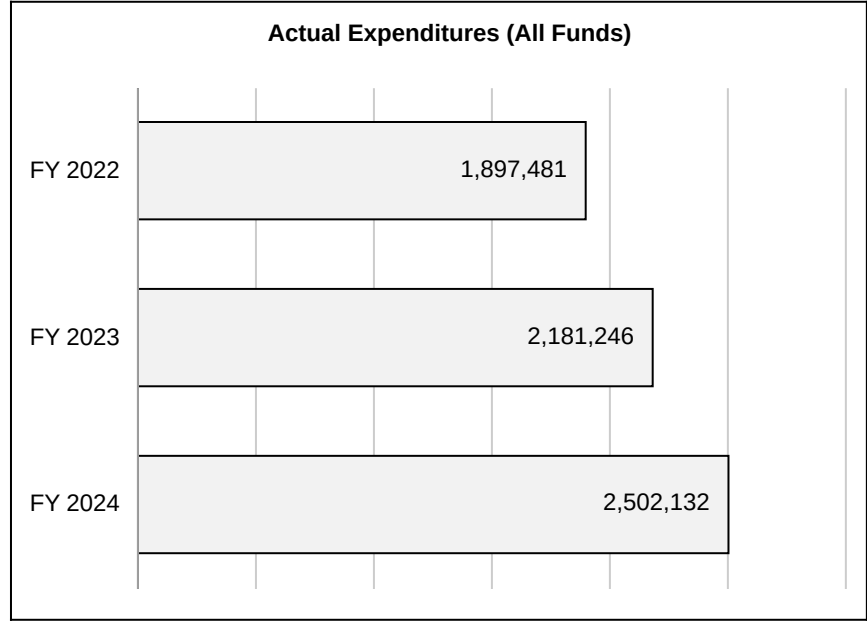
Budget Unit 980041B

-
CORE - HB 13 Real Estate - Health and Senior Services

Bill Section 13.010

4. FINANCIAL HISTORY

	FY 2022	FY 2023	FY 2024	FY 2025
	Actual	Actual	Actual	Current Yr. as of 9/30/24
Appropriations (All Funds)	2,071,000	2,345,625	2,862,215	2,906,325
Less Reverted (All Funds)	(27,208)	(33,772)	(42,447)	(43,093)
Less Restricted (All Funds)*	0	0	0	0
Less Transfers Out	0	0	0	0
Plus Transfers In	0	0	0	0
Budget Authority (All Funds)	2,043,792	2,311,853	2,819,768	2,863,232
Actual Expenditures (all Fund)	1,897,481	2,181,246	2,502,132	N/A
Unexpended (All Funds)	146,311	130,607	317,636	N/A
Unexpended by Fund:				
General Revenue	28,605	122,565	216,899	N/A
Federal	117,706	8,042	100,737	N/A
Other	0	0	0	N/A



*Restricted amount is as of

Reverted includes the statutory three-percent reserve amount (when applicable).

Restricted includes any Governor's Expenditure Restrictions which remained at the end of the fiscal year (when applicable).

CORE DECISION ITEM

Statewide Real Estate Leasing Services

Budget Unit 980041B

-
CORE - HB 13 Real Estate - Health and Senior Services

Bill Section 13.010

5. CORE RECONCILIATION DETAIL

	Budget Class	FTE	GR	FED	OTHER	TOTAL	Explanation
TAFP After VETOES							
	PS	0.00	0	0	0	0	
	EE	0.00	1,436,441	1,469,884	0	2,906,325	
	PD	0.00	0	0	0	0	
	TRF	0.00	0	0	0	0	
	Total	0.00	1,436,441	1,469,884	0	2,906,325	
One-Times							
	PS	0.00	0	0	0	0	
	EE	0.00	0	0	0	0	
	PD	0.00	0	0	0	0	
	TRF	0.00	0	0	0	0	
	Total	0.00	0	0	0	0	
FY 26 Beginning Core							
	PS	0.00	0	0	0	0	
	EE	0.00	1,436,441	1,469,884	0	2,906,325	
	PD	0.00	0	0	0	0	
	TRF	0.00	0	0	0	0	
	Total	0.00	1,436,441	1,469,884	0	2,906,325	
Department Request Adjustments							

CORE DECISION ITEM

Statewide Real Estate Leasing Services

Budget Unit 980041B

-
CORE - HB 13 Real Estate - Health and Senior Services

Bill Section 13.010

			Budget Class	FTE	GR	FED	OTHER	TOTAL	Explanation
Core Reallocation	CRA.98B.003	17757	EE	0.00	(52,500)	0	0	(52,500)	Reallocation to align budget with planned expenditures and reduce the need for future flex in HB 13.
Net Department Request Adjustments				0.00	(52,500)	0	0	(52,500)	
Department Request Core									
			PS	0.00	0	0	0	0	
			EE	0.00	1,383,941	1,469,884	0	2,853,825	
			PD	0.00	0	0	0	0	
			TRF	0.00	0	0	0	0	
			Total	0.00	1,383,941	1,469,884	0	2,853,825	
Governor's Recommended Core									
			PS	0.00	0	0	0	0	
			EE	0.00	0	0	0	0	
			PD	0.00	0	0	0	0	
			TRF	0.00	0	0	0	0	
			Total	0.00	0	0	0	0	

CORE DECISION ITEM

Statewide Real Estate Leasing Services

Budget Unit 980041B

-
CORE - HB 13 Real Estate - Health and Senior Services

Bill Section 13.010

Summary of the Core by Expenditure Types

Account	FY24 Budget		FY24 Actual		FY25 Budget		FY25 Actual as of 9/30/24		FY26 DTREQ		FY26 GVREC	
	Dollars	FTE	Dollars	FTE	Dollars	FTE	Dollars	FTE	Dollars	FTE	Dollars	FTE
Property and Improvements Expenses	15,296	0.00	0	0.00	15,296	0.00	0	0.00	15,296	0.00	0	0.00
Building Lease Payments Operating	2,846,919	0.00	2,502,132	0.00	2,891,029	0.00	0	0.00	2,838,529	0.00	0	0.00
Total EE	2,862,215	0.00	2,502,132	0.00	2,906,325	0.00	0	0.00	2,853,825	0.00	0	0.00
Grand Total	2,862,215	0.00	2,502,132	0.00	2,906,325	0.00	0	0.00	2,853,825	0.00	0	0.00

CORE DECISION ITEM

Statewide Real Estate Leasing Services

Budget Unit 980057B

-
CORE - HB 13 Real Estate - Health and Senior Services

Bill Section 13.015

1. CORE FINANCIAL SUMMARY

	FY 2026 Department Request			
	GR	Federal	Other	Total
PS	0	0	0	0
EE	14,532	11,576	0	26,108
PSD	0	0	0	0
TRF	0	0	0	0
Total	14,532	11,576	0	26,108

FTE **0.00** **0.00** **0.00** **0.00**

Est. Fringe	0	0	0	0
--------------------	---	---	---	---

Note: Fringes budgeted in Appropriation Bill 5 except for certain fringes budgeted directly to MoDOT, Highway Patrol, and Conservation.

Federal Funds: 1143:Department of Health and Senior Services Federal and

	FY 2026 Governor's Recommended			
	GR	Federal	Other	Total
PS	0	0	0	0
EE	0	0	0	0
PSD	0	0	0	0
TRF	0	0	0	0
Total	0	0	0	0

FTE **0.00** **0.00** **0.00** **0.00**

Est. Fringe	0	0	0	0
--------------------	---	---	---	---

Note: Fringes budgeted in Appropriation Bill 5 except for certain fringes budgeted directly to MoDOT, Highway Patrol, and Conservation.

2. CORE DESCRIPTION

The Division of Facilities Management, Design & Construction (FMDC) is responsible for the oversight and management of approximately one thousand five hundred (1,500) sq. ft. of institutional space on behalf of the Department of Health & Senior Services.

3. PROGRAM LISTING (list programs included in this core funding)

N/A

CORE DECISION ITEM

Statewide Real Estate Leasing Services


Budget Unit 980057B

-
CORE - HB 13 Real Estate - Health and Senior Services

Bill Section 13.015

4. FINANCIAL HISTORY

	FY 2022	FY 2023	FY 2024	FY 2025
	Actual	Actual	Actual	Current Yr. as of 9/30/24
Appropriations (All Funds)	20,124	20,446	21,608	21,608
Less Reverted (All Funds)	(280)	(285)	(301)	(301)
Less Restricted (All Funds)*	0	0	0	0
Less Transfers Out	0	0	0	0
Plus Transfers In	0	0	0	0
Budget Authority (All Funds)	19,844	20,161	21,307	21,307
Actual Expenditures (all Fund)	19,844	20,172	21,307	N/A
Unexpended (All Funds)	0	(11)	0	N/A
Unexpended by Fund:				
General Revenue	0	(5)	0	N/A
Federal	0	(6)	0	N/A
Other	0	0	0	N/A



*Restricted amount is as of

Reverted includes the statutory three-percent reserve amount (when applicable).

Restricted includes any Governor's Expenditure Restrictions which remained at the end of the fiscal year (when applicable).

CORE DECISION ITEM

Statewide Real Estate Leasing Services

Budget Unit 980057B

-
CORE - HB 13 Real Estate - Health and Senior Services

Bill Section 13.015

5. CORE RECONCILIATION DETAIL

	Budget Class	FTE	GR	FED	OTHER	TOTAL	Explanation
TAFP After VETOES							
	PS	0.00	0	0	0	0	
	EE	0.00	10,032	11,576	0	21,608	
	PD	0.00	0	0	0	0	
	TRF	0.00	0	0	0	0	
	Total	0.00	10,032	11,576	0	21,608	
One-Times							
	PS	0.00	0	0	0	0	
	EE	0.00	0	0	0	0	
	PD	0.00	0	0	0	0	
	TRF	0.00	0	0	0	0	
	Total	0.00	0	0	0	0	
FY 26 Beginning Core							
	PS	0.00	0	0	0	0	
	EE	0.00	10,032	11,576	0	21,608	
	PD	0.00	0	0	0	0	
	TRF	0.00	0	0	0	0	
	Total	0.00	10,032	11,576	0	21,608	
Department Request Adjustments							

CORE DECISION ITEM

Statewide Real Estate Leasing Services

Budget Unit 980057B

-
CORE - HB 13 Real Estate - Health and Senior Services

Bill Section 13.015

			Budget Class	FTE	GR	FED	OTHER	TOTAL	Explanation
Core Reallocation	CRA.98B.001	11277	EE	0.00	2,000	0	0	2,000	Reallocation to align budget with planned expenditures and reduce the need for future flex within HB 13.
Core Reallocation	CRA.98B.003	11277	EE	0.00	2,500	0	0	2,500	Reallocation to align budget with planned expenditures and reduce the need for future flex in HB 13.
Net Department Request Adjustments				0.00	4,500	0	0	4,500	
Department Request Core									
			PS	0.00	0	0	0	0	
			EE	0.00	14,532	11,576	0	26,108	
			PD	0.00	0	0	0	0	
			TRF	0.00	0	0	0	0	
Total				0.00	14,532	11,576	0	26,108	
Governor's Recommended Core									
			PS	0.00	0	0	0	0	
			EE	0.00	0	0	0	0	
			PD	0.00	0	0	0	0	
			TRF	0.00	0	0	0	0	
Total				0.00	0	0	0	0	

CORE DECISION ITEM

Statewide Real Estate Leasing Services

Budget Unit 980057B

CORE - HB 13 Real Estate - Health and Senior Services

Bill Section 13.015

Summary of the Core by Expenditure Types

Account	FY24 Budget		FY24 Actual		FY25 Budget		FY25 Actual as of 9/30/24		FY26 DTREQ		FY26 GVREC	
	Dollars	FTE	Dollars	FTE	Dollars	FTE	Dollars	FTE	Dollars	FTE	Dollars	FTE
Building Lease Payments Operating	21,608	0.00	21,307	0.00	21,608	0.00	8,522	0.00	26,108	0.00	0	0.00
Total EE	21,608	0.00	21,307	0.00	21,608	0.00	8,522	0.00	26,108	0.00	0	0.00
Grand Total	21,608	0.00	21,307	0.00	21,608	0.00	8,522	0.00	26,108	0.00	0	0.00

CORE DECISION ITEM

Statewide Real Estate Leasing Services

Budget Unit 980019B

-
CORE - HB 13 Real Estate - Social Services

Bill Section 13.005

1. CORE FINANCIAL SUMMARY

	FY 2026 Department Request			
	GR	Federal	Other	Total
PS	0	0	0	0
EE	6,266,518	3,412,154	0	9,678,672
PSD	5,323,361	3,096,569	0	8,419,930
TRF	0	0	0	0
Total	11,589,879	6,508,723	0	18,098,602

FTE	0.00	0.00	0.00	0.00
------------	-------------	-------------	-------------	-------------

Est. Fringe	0	0	0	0
--------------------	---	---	---	---

Note: Fringes budgeted in Appropriation Bill 5 except for certain fringes budgeted directly to MoDOT, Highway Patrol, and Conservation.

Federal Funds: 1610:Department of Social Services Federal and Other Sour

	FY 2026 Governor's Recommended			
	GR	Federal	Other	Total
PS	0	0	0	0
EE	0	0	0	0
PSD	0	0	0	0
TRF	0	0	0	0
Total	0	0	0	0

FTE	0.00	0.00	0.00	0.00
------------	-------------	-------------	-------------	-------------

Est. Fringe	0	0	0	0
--------------------	---	---	---	---

Note: Fringes budgeted in Appropriation Bill 5 except for certain fringes budgeted directly to MoDOT, Highway Patrol, and Conservation.

2. CORE DESCRIPTION

The Division of Facilities Management, Design & Construction (FMDC) is responsible for the oversight and management of approximately one hundred fifty-six (156) lease contracts, totaling approximately one million (1M) sq. ft. of space on behalf of the Department of Social Services.

3. PROGRAM LISTING (list programs included in this core funding)

N/A

CORE DECISION ITEM

Statewide Real Estate Leasing Services

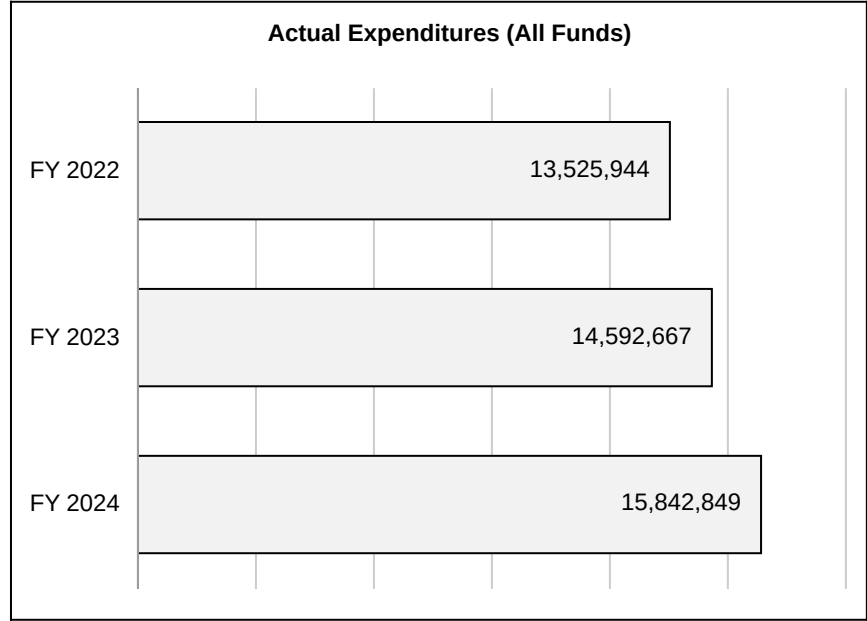
Budget Unit 980019B

-
CORE - HB 13 Real Estate - Social Services

Bill Section 13.005

4. FINANCIAL HISTORY

	FY 2022	FY 2023	FY 2024	FY 2025
	Actual	Actual	Actual	Current Yr. as of 9/30/24
Appropriations (All Funds)	15,316,411	15,953,028	21,062,853	18,226,602
Less Reverted (All Funds)	(294,638)	(304,675)	(427,607)	(347,696)
Less Restricted (All Funds)*	0	0	0	0
Less Transfers Out	0	0	(809,988)	(82,226)
Plus Transfers In	0	0	0	0
Budget Authority (All Funds)	15,021,773	15,648,353	19,825,258	17,796,680
Actual Expenditures (all Fund)	13,525,944	14,592,667	15,842,849	N/A
Unexpended (All Funds)	1,495,829	1,055,686	3,982,409	N/A
Unexpended by Fund:				
General Revenue	918,661	510,392	2,733,978	N/A
Federal	577,168	545,294	1,248,431	N/A
Other	0	0	0	N/A



*Restricted amount is as of

Reverted includes the statutory three-percent reserve amount (when applicable).

Restricted includes any Governor's Expenditure Restrictions which remained at the end of the fiscal year (when applicable).

CORE DECISION ITEM

Statewide Real Estate Leasing Services
 -
 CORE - HB 13 Real Estate - Social Services

Budget Unit 980019B
 Bill Section 13.005

5. CORE RECONCILIATION DETAIL

	Budget Class	FTE	GR	FED	OTHER	TOTAL	Explanation
TAFP After VETOES							
	PS	0.00	0	0	0	0	
	EE	0.00	11,589,878	6,636,722	0	18,226,600	
	PD	0.00	1	1	0	2	
	TRF	0.00	0	0	0	0	
	Total	0.00	11,589,879	6,636,723	0	18,226,602	
One-Times							
	PS	0.00	0	0	0	0	
	EE	0.00	0	0	0	0	
	PD	0.00	0	0	0	0	
	TRF	0.00	0	0	0	0	
	Total	0.00	0	0	0	0	
FY 26 Beginning Core							
	PS	0.00	0	0	0	0	
	EE	0.00	11,589,878	6,636,722	0	18,226,600	
	PD	0.00	1	1	0	2	
	TRF	0.00	0	0	0	0	
	Total	0.00	11,589,879	6,636,723	0	18,226,602	
Department Request Adjustments							

CORE DECISION ITEM

Statewide Real Estate Leasing Services

Budget Unit 980019B

-
CORE - HB 13 Real Estate - Social Services

Bill Section 13.005

			Budget Class	FTE	GR	FED	OTHER	TOTAL	Explanation
Core Reallocation	CRA.98B.001	11435	EE	0.00	0	(53,000)	0	(53,000)	Reallocation to align budget with planned expenditures and reduce the need for future flex within HB 13.
Core Reallocation	CRA.98B.002	11434	EE	0.00	(5,323,360)	0	0	(5,323,360)	Reallocation to align budget with planned expenditures and reduce the need for future flex within HB 13.
Core Reallocation	CRA.98B.002	11435	EE	0.00	0	(3,096,568)	0	(3,096,568)	Reallocation to align budget with planned expenditures and reduce the need for future flex within HB 13.
Core Reallocation	CRA.98B.003	11435	EE	0.00	0	(75,000)	0	(75,000)	Reallocation to align budget with planned expenditures and reduce the need for future flex in HB 13.
Core Reallocation	CRA.98B.005	11434	EE	0.00	0	0	0	0	Reallocation to align budget with planned expenditures and reduce the need for future flex within HB 13.
Core Reallocation	CRA.98B.002	11434	PD	0.00	5,323,360	0	0	5,323,360	Reallocation to align budget with planned expenditures and reduce the need for future flex within HB 13.
Core Reallocation	CRA.98B.002	11435	PD	0.00	0	3,096,568	0	3,096,568	Reallocation to align budget with planned expenditures and reduce the need for future flex within HB 13.
Net Department Request Adjustments				0.00	0	(128,000)	0	(128,000)	
Department Request Core									
			PS	0.00	0	0	0	0	
			EE	0.00	6,266,518	3,412,154	0	9,678,672	
			PD	0.00	5,323,361	3,096,569	0	8,419,930	
			TRF	0.00	0	0	0	0	
Total				0.00	11,589,879	6,508,723	0	18,098,602	
Governor's Recommended Core									
			PS	0.00	0	0	0	0	
			EE	0.00	0	0	0	0	
			PD	0.00	0	0	0	0	

CORE DECISION ITEM

Statewide Real Estate Leasing Services

Budget Unit 980019B

-
CORE - HB 13 Real Estate - Social Services

Bill Section 13.005

TRF	0.00	0	0	0	0
Total	0.00	0	0	0	0

CORE DECISION ITEM

Statewide Real Estate Leasing Services

Budget Unit 980019B

-
CORE - HB 13 Real Estate - Social Services

Bill Section 13.005

Summary of the Core by Expenditure Types

Account	FY24 Budget		FY24 Actual		FY25 Budget		FY25 Actual as of 9/30/24		FY26 DTREQ		FY26 GVREC	
	Dollars	FTE	Dollars	FTE	Dollars	FTE	Dollars	FTE	Dollars	FTE	Dollars	FTE
Fuel and Utilities	917,625	0.00	1,483,818	0.00	910,794	0.00	0	0.00	857,794	0.00	0	0.00
Supplies	400	0.00	448	0.00	400	0.00	0	0.00	401	0.00	0	0.00
Communications Services and Supplies	250	0.00	1,058	0.00	250	0.00	0	0.00	251	0.00	0	0.00
Professional Services	10,100	0.00	20,097	0.00	9,830	0.00	0	0.00	9,831	0.00	0	0.00
Housekeeping and Janitorial Services	3,334,817	0.00	1,694,198	0.00	3,334,201	0.00	100	0.00	3,334,201	0.00	0	0.00
Maintenance and Repair Services	1,100	0.00	3,265	0.00	1,100	0.00	0	0.00	1,100	0.00	0	0.00
Office Equipment Expenses	0	0.00	45,060	0.00	0	0.00	0	0.00	0	0.00	0	0.00
Property and Improvements Expenses	2,294,503	0.00	0	0.00	37,503	0.00	0	0.00	37,503	0.00	0	0.00
Building Lease Payments Operating	14,504,058	0.00	4,174,976	0.00	13,932,522	0.00	934,268	0.00	5,437,591	0.00	0	0.00
Total EE	21,062,853	0.00	7,422,920	0.00	18,226,600	0.00	934,368	0.00	9,678,672	0.00	0	0.00
Debt Service Expenses	0	0.00	8,419,929	0.00	2	0.00	0	0.00	8,419,930	0.00	0	0.00
Total PSD	0	0.00	8,419,929	0.00	2	0.00	0	0.00	8,419,930	0.00	0	0.00
Grand Total	21,062,853	0.00	15,842,849	0.00	18,226,602	0.00	934,368	0.00	18,098,602	0.00	0	0.00

CORE DECISION ITEM

Statewide Real Estate Leasing Services

Budget Unit 980042B

-
CORE - HB 13 Real Estate - Social Services

Bill Section 13.010

1. CORE FINANCIAL SUMMARY

	FY 2026 Department Request			
	GR	Federal	Other	Total
PS	0	0	0	0
EE	7,588,393	1,242,375	32,181	8,862,949
PSD	0	0	0	0
TRF	0	0	0	0
Total	7,588,393	1,242,375	32,181	8,862,949

FTE	0.00	0.00	0.00	0.00
-----	------	------	------	------

Est. Fringe	0	0	0	0
-------------	---	---	---	---

Note: Fringes budgeted in Appropriation Bill 5 except for certain fringes budgeted directly to MoDOT, Highway Patrol, and Conservation.

Federal Funds: 1199:Temporary Assistance for Needy Families Fund
 1610:Department of Social Services Federal and Other Sour
 Other Funds: 1275:Health Initiatives Fund
 1620:Department of Social Services Educational Improve

	FY 2026 Governor's Recommended			
	GR	Federal	Other	Total
PS	0	0	0	0
EE	0	0	0	0
PSD	0	0	0	0
TRF	0	0	0	0
Total	0	0	0	0

FTE	0.00	0.00	0.00	0.00
-----	------	------	------	------

Est. Fringe	0	0	0	0
-------------	---	---	---	---

Note: Fringes budgeted in Appropriation Bill 5 except for certain fringes budgeted directly to MoDOT, Highway Patrol, and Conservation.

2. CORE DESCRIPTION

The Division of Facilities Management, Design & Construction (FMDC) is responsible for the oversight and management of approximately seven hundred fifty-five thousand (755,000) sq. ft. of state-owned space on behalf of the Department of Social Services.

3. PROGRAM LISTING (list programs included in this core funding)

N/A

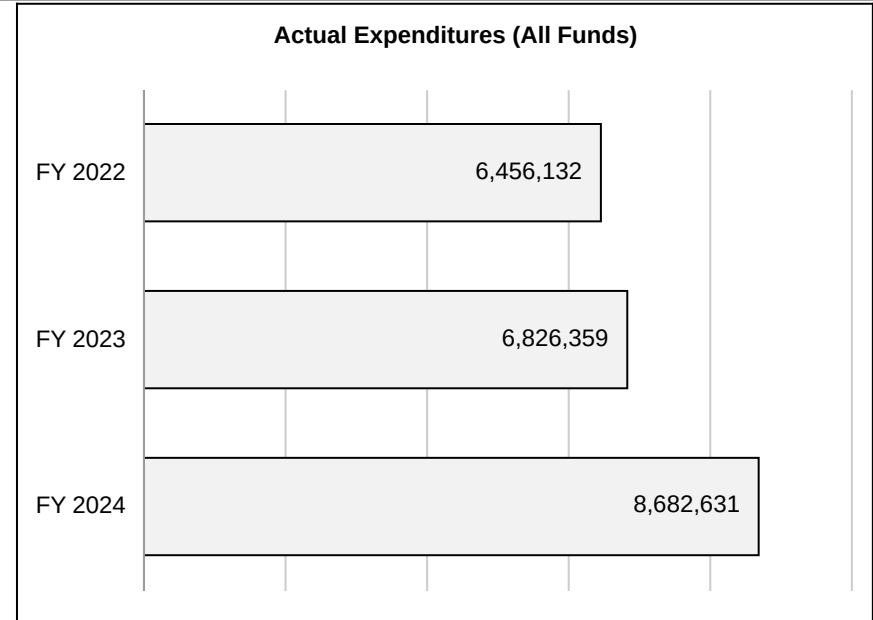
CORE DECISION ITEM

Statewide Real Estate Leasing Services
 -
 CORE - HB 13 Real Estate - Social Services

Budget Unit 980042B
 Bill Section 13.010

4. FINANCIAL HISTORY

	FY 2022	FY 2023	FY 2024	FY 2025
	Actual	Actual	Actual	Current Yr. as of 9/30/24
Appropriations (All Funds)	6,494,227	6,851,066	8,894,107	8,734,949
Less Reverted (All Funds)	(161,507)	(173,920)	(229,457)	(228,366)
Less Restricted (All Funds)*	0	0	0	0
Less Transfers Out	0	0	0	0
Plus Transfers In	0	0	319,804	82,000
Budget Authority (All Funds)	6,332,720	6,677,146	8,984,454	8,588,583
Actual Expenditures (all Fund)	6,456,132	6,826,359	8,682,631	N/A
Unexpended (All Funds)	(123,412)	(149,213)	301,823	N/A
Unexpended by Fund:				
General Revenue	(142,464)	(63,295)	213,585	N/A
Federal	26,693	(86,784)	81,982	N/A
Other	(7,641)	866	6,256	N/A



*Restricted amount is as of

Reverted includes the statutory three-percent reserve amount (when applicable).

Restricted includes any Governor's Expenditure Restrictions which remained at the end of the fiscal year (when applicable).

CORE DECISION ITEM

Statewide Real Estate Leasing Services

Budget Unit 980042B

-
CORE - HB 13 Real Estate - Social Services

Bill Section 13.010

5. CORE RECONCILIATION DETAIL

	Budget Class	FTE	GR	FED	OTHER	TOTAL	Explanation
TAFP After VETOES							
	PS	0.00	0	0	0	0	
	EE	0.00	7,588,393	1,114,375	32,181	8,734,949	
	PD	0.00	0	0	0	0	
	TRF	0.00	0	0	0	0	
	Total	0.00	7,588,393	1,114,375	32,181	8,734,949	
One-Times							
	PS	0.00	0	0	0	0	
	EE	0.00	0	0	0	0	
	PD	0.00	0	0	0	0	
	TRF	0.00	0	0	0	0	
	Total	0.00	0	0	0	0	
FY 26 Beginning Core							
	PS	0.00	0	0	0	0	
	EE	0.00	7,588,393	1,114,375	32,181	8,734,949	
	PD	0.00	0	0	0	0	
	TRF	0.00	0	0	0	0	
	Total	0.00	7,588,393	1,114,375	32,181	8,734,949	
Department Request Adjustments							

CORE DECISION ITEM

Statewide Real Estate Leasing Services

Budget Unit 980042B

-
CORE - HB 13 Real Estate - Social Services

Bill Section 13.010

			Budget Class	FTE	GR	FED	OTHER	TOTAL	Explanation
Core Reallocation	CRA.98B.001	17764	EE	0.00	0	53,000	0	53,000	Reallocation to align budget with planned expenditures and reduce the need for future flex within HB 13.
Core Reallocation	CRA.98B.003	17764	EE	0.00	0	75,000	0	75,000	Reallocation to align budget with planned expenditures and reduce the need for future flex in HB 13.
Net Department Request Adjustments				0.00	0	128,000	0	128,000	
Department Request Core									
			PS	0.00	0	0	0	0	
			EE	0.00	7,588,393	1,242,375	32,181	8,862,949	
			PD	0.00	0	0	0	0	
			TRF	0.00	0	0	0	0	
			Total	0.00	7,588,393	1,242,375	32,181	8,862,949	
Governor's Recommended Core									
			PS	0.00	0	0	0	0	
			EE	0.00	0	0	0	0	
			PD	0.00	0	0	0	0	
			TRF	0.00	0	0	0	0	
			Total	0.00	0	0	0	0	

CORE DECISION ITEM

Statewide Real Estate Leasing Services

Budget Unit 980042B

-
CORE - HB 13 Real Estate - Social Services

Bill Section 13.010

Summary of the Core by Expenditure Types

Account	FY24 Budget		FY24 Actual		FY25 Budget		FY25 Actual as of 9/30/24		FY26 DTREQ		FY26 GVREC	
	Dollars	FTE	Dollars	FTE	Dollars	FTE	Dollars	FTE	Dollars	FTE	Dollars	FTE
Property and Improvements Expenses	57,868	0.00	0	0.00	57,868	0.00	0	0.00	57,868	0.00	0	0.00
Building Lease Payments Operating	8,836,239	0.00	8,682,631	0.00	8,677,081	0.00	0	0.00	8,805,081	0.00	0	0.00
Total EE	8,894,107	0.00	8,682,631	0.00	8,734,949	0.00	0	0.00	8,862,949	0.00	0	0.00
Grand Total	8,894,107	0.00	8,682,631	0.00	8,734,949	0.00	0	0.00	8,862,949	0.00	0	0.00

CORE DECISION ITEM

Statewide Real Estate Leasing Services

Budget Unit 980058B

-
CORE - HB 13 Real Estate - Social Services

Bill Section 13.015

1. CORE FINANCIAL SUMMARY

	FY 2026 Department Request			
	GR	Federal	Other	Total
PS	0	0	0	0
EE	4,349,609	1,021,390	0	5,370,999
PSD	0	0	0	0
TRF	0	0	0	0
Total	4,349,609	1,021,390	0	5,370,999

FTE	0.00	0.00	0.00	0.00
------------	-------------	-------------	-------------	-------------

Est. Fringe	0	0	0	0
--------------------	---	---	---	---

Note: Fringes budgeted in Appropriation Bill 5 except for certain fringes budgeted directly to MoDOT, Highway Patrol, and Conservation.

Federal Funds: 1610:Department of Social Services Federal and Other Sour

	FY 2026 Governor's Recommended			
	GR	Federal	Other	Total
PS	0	0	0	0
EE	0	0	0	0
PSD	0	0	0	0
TRF	0	0	0	0
Total	0	0	0	0

FTE	0.00	0.00	0.00	0.00
------------	-------------	-------------	-------------	-------------

Est. Fringe	0	0	0	0
--------------------	---	---	---	---

Note: Fringes budgeted in Appropriation Bill 5 except for certain fringes budgeted directly to MoDOT, Highway Patrol, and Conservation.

2. CORE DESCRIPTION

The Division of Facilities Management, Design & Construction (FMDC) is responsible for the oversight and management of approximately four hundred seventy-six thousand (476,000) sq. ft. of institutional space on behalf of the Department of Social Services.

3. PROGRAM LISTING (list programs included in this core funding)

N/A

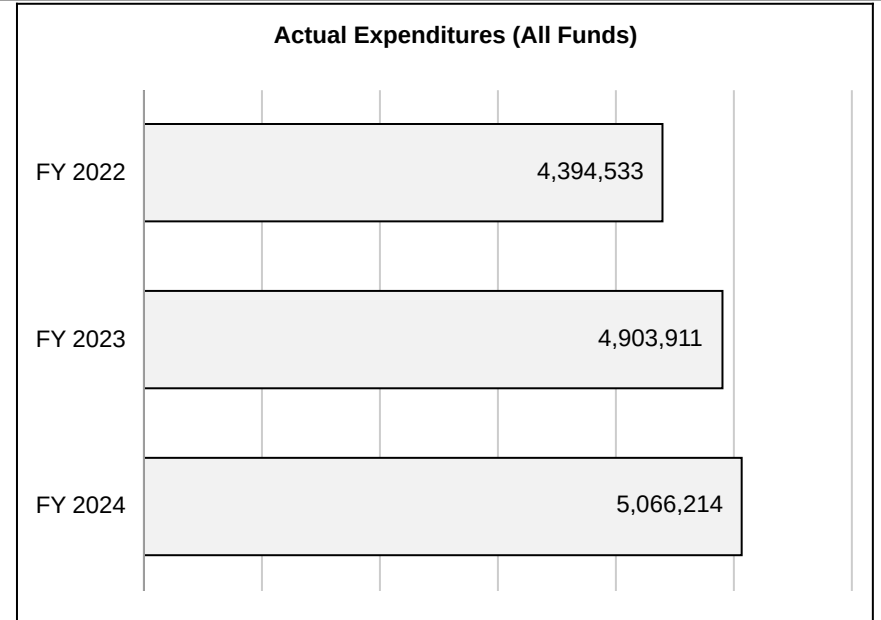
CORE DECISION ITEM

Statewide Real Estate Leasing Services
-
CORE - HB 13 Real Estate - Social Services

Budget Unit 980058B
Bill Section 13.015

4. FINANCIAL HISTORY

	FY 2022	FY 2023	FY 2024	FY 2025
	Actual	Actual	Actual	Current Yr. as of 9/30/24
Appropriations (All Funds)	4,500,244	5,022,250	5,192,361	5,370,999
Less Reverted (All Funds)	(105,711)	(118,337)	(126,147)	(130,488)
Less Restricted (All Funds)*	0	0	0	0
Less Transfers Out	0	0	0	0
Plus Transfers In	0	0	0	0
Budget Authority (All Funds)	4,394,533	4,903,913	5,066,214	5,240,511
Actual Expenditures (all Fund)	4,394,533	4,903,911	5,066,214	N/A
Unexpended (All Funds)	0	2	0	N/A
Unexpended by Fund:				
General Revenue	0	3	0	N/A
Federal	0	(1)	0	N/A
Other	0	0	0	N/A



*Restricted amount is as of

Reverted includes the statutory three-percent reserve amount (when applicable).

Restricted includes any Governor's Expenditure Restrictions which remained at the end of the fiscal year (when applicable).

CORE DECISION ITEM

Statewide Real Estate Leasing Services

Budget Unit 980058B

-
CORE - HB 13 Real Estate - Social Services

Bill Section 13.015

5. CORE RECONCILIATION DETAIL

	Budget Class	FTE	GR	FED	OTHER	TOTAL	Explanation
TAFP After VETOES							
	PS	0.00	0	0	0	0	
	EE	0.00	4,349,609	1,021,390	0	5,370,999	
	PD	0.00	0	0	0	0	
	TRF	0.00	0	0	0	0	
	Total	0.00	4,349,609	1,021,390	0	5,370,999	
One-Times							
	PS	0.00	0	0	0	0	
	EE	0.00	0	0	0	0	
	PD	0.00	0	0	0	0	
	TRF	0.00	0	0	0	0	
	Total	0.00	0	0	0	0	
FY 26 Beginning Core							
	PS	0.00	0	0	0	0	
	EE	0.00	4,349,609	1,021,390	0	5,370,999	
	PD	0.00	0	0	0	0	
	TRF	0.00	0	0	0	0	
	Total	0.00	4,349,609	1,021,390	0	5,370,999	
Department Request Adjustments							

CORE DECISION ITEM

Statewide Real Estate Leasing Services

Budget Unit 980058B

-
CORE - HB 13 Real Estate - Social Services

Bill Section 13.015

	Budget Class	FTE	GR	FED	OTHER	TOTAL	Explanation
Net Department Request Adjustments		0.00	0	0	0	0	
Department Request Core							
	PS	0.00	0	0	0	0	
	EE	0.00	4,349,609	1,021,390	0	5,370,999	
	PD	0.00	0	0	0	0	
	TRF	0.00	0	0	0	0	
	Total	0.00	4,349,609	1,021,390	0	5,370,999	
Governor's Recommended Core							
	PS	0.00	0	0	0	0	
	EE	0.00	0	0	0	0	
	PD	0.00	0	0	0	0	
	TRF	0.00	0	0	0	0	
	Total	0.00	0	0	0	0	

CORE DECISION ITEM

Statewide Real Estate Leasing Services

Budget Unit 980058B

-
CORE - HB 13 Real Estate - Social Services

Bill Section 13.015

Summary of the Core by Expenditure Types

Account	FY24 Budget		FY24 Actual		FY25 Budget		FY25 Actual as of 9/30/24		FY26 DTREQ		FY26 GVREC	
	Dollars	FTE	Dollars	FTE	Dollars	FTE	Dollars	FTE	Dollars	FTE	Dollars	FTE
Property and Improvements Expenses	58,475	0.00	0	0.00	58,475	0.00	0	0.00	58,475	0.00	0	0.00
Building Lease Payments Operating	5,133,886	0.00	5,066,214	0.00	5,312,524	0.00	2,096,204	0.00	5,312,524	0.00	0	0.00
Total EE	5,192,361	0.00	5,066,214	0.00	5,370,999	0.00	2,096,204	0.00	5,370,999	0.00	0	0.00
Grand Total	5,192,361	0.00	5,066,214	0.00	5,370,999	0.00	2,096,204	0.00	5,370,999	0.00	0	0.00

CORE DECISION ITEM

Statewide Real Estate Leasing Services

Budget Unit 980020B

-
CORE - HB 13 Real Estate - Missouri Legislature

Bill Section 13.005

1. CORE FINANCIAL SUMMARY

	FY 2026 Department Request			
	GR	Federal	Other	Total
PS	0	0	0	0
EE	0	0	0	0
PSD	0	0	0	0
TRF	0	0	0	0
Total	0	0	0	0

FTE 0.00 0.00 0.00 0.00

Est. Fringe	0	0	0	0
-------------	---	---	---	---

Note: Fringes budgeted in Appropriation Bill 5 except for certain fringes budgeted directly to MoDOT, Highway Patrol, and Conservation.

	FY 2026 Governor's Recommended			
	GR	Federal	Other	Total
PS	0	0	0	0
EE	0	0	0	0
PSD	0	0	0	0
TRF	0	0	0	0
Total	0	0	0	0

FTE 0.00 0.00 0.00 0.00

Est. Fringe	0	0	0	0
-------------	---	---	---	---

Note: Fringes budgeted in Appropriation Bill 5 except for certain fringes budgeted directly to MoDOT, Highway Patrol, and Conservation.

2. CORE DESCRIPTION

The is currently no leased space for the Legislature.

3. PROGRAM LISTING (list programs included in this core funding)

N/A

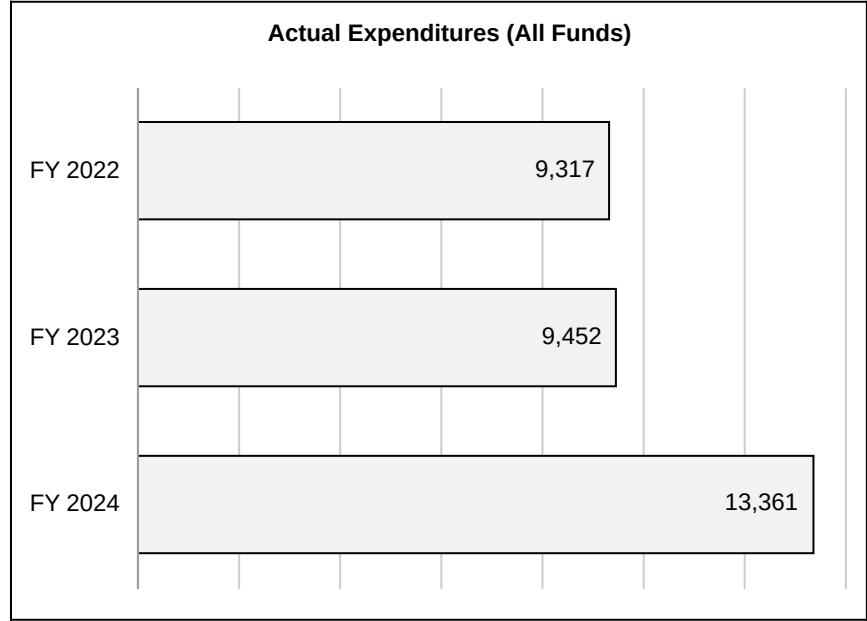
CORE DECISION ITEM

Statewide Real Estate Leasing Services
 -
 CORE - HB 13 Real Estate - Missouri Legislature

Budget Unit 980020B
 Bill Section 13.005

4. FINANCIAL HISTORY

	FY 2022	FY 2023	FY 2024	FY 2025
	Actual	Actual	Actual	Current Yr. as of 9/30/24
Appropriations (All Funds)	7,675	10,327	12,586	3,889
Less Reverted (All Funds)	(230)	(310)	(378)	(117)
Less Restricted (All Funds)*	0	0	0	0
Less Transfers Out	0	0	0	0
Plus Transfers In	0	0	1,153	0
Budget Authority (All Funds)	7,445	10,017	13,361	3,772
Actual Expenditures (all Fund)	9,317	9,452	13,361	N/A
Unexpended (All Funds)	(1,872)	565	0	N/A
Unexpended by Fund:				
General Revenue	(1,872)	565	0	N/A
Federal	0	0	0	N/A
Other	0	0	0	N/A



*Restricted amount is as of

Reverted includes the statutory three-percent reserve amount (when applicable).

Restricted includes any Governor's Expenditure Restrictions which remained at the end of the fiscal year (when applicable).

CORE DECISION ITEM

Statewide Real Estate Leasing Services

Budget Unit 980020B

-
CORE - HB 13 Real Estate - Missouri Legislature

Bill Section 13.005

5. CORE RECONCILIATION DETAIL

	Budget Class	FTE	GR	FED	OTHER	TOTAL	Explanation
TAFP After VETOES							
	PS	0.00	0	0	0	0	
	EE	0.00	3,889	0	0	3,889	
	PD	0.00	0	0	0	0	
	TRF	0.00	0	0	0	0	
	Total	0.00	3,889	0	0	3,889	
One-Times							
	PS	0.00	0	0	0	0	
	EE	0.00	0	0	0	0	
	PD	0.00	0	0	0	0	
	TRF	0.00	0	0	0	0	
	Total	0.00	0	0	0	0	
FY 26 Beginning Core							
	PS	0.00	0	0	0	0	
	EE	0.00	3,889	0	0	3,889	
	PD	0.00	0	0	0	0	
	TRF	0.00	0	0	0	0	
	Total	0.00	3,889	0	0	3,889	
Department Request Adjustments							

CORE DECISION ITEM

Statewide Real Estate Leasing Services

Budget Unit 980020B

-
CORE - HB 13 Real Estate - Missouri Legislature

Bill Section 13.005

			Budget Class	FTE	GR	FED	OTHER	TOTAL	Explanation
Core Reallocation	CRA.98B.001	17488	EE	0.00	(3,889)	0	0	(3,889)	Reallocation to align budget with planned expenditures and reduce the need for future flex within HB 13.
Core Reallocation	CRA.98B.001	15627	EE	0.00	0	0	0	0	Reallocation to align budget with planned expenditures and reduce the need for future flex within HB 13.
Core Reallocation	CRA.98B.005	17488	EE	0.00	0	0	0	0	Reallocation to align budget with planned expenditures and reduce the need for future flex within HB 13.
Core Reallocation	CRA.98B.005	15627	EE	0.00	0	0	0	0	Reallocation to align budget with planned expenditures and reduce the need for future flex within HB 13.
Net Department Request Adjustments				0.00	(3,889)	0	0	(3,889)	
Department Request Core									
			PS	0.00	0	0	0	0	
			EE	0.00	0	0	0	0	
			PD	0.00	0	0	0	0	
			TRF	0.00	0	0	0	0	
			Total	0.00	0	0	0	0	
Governor's Recommended Core									
			PS	0.00	0	0	0	0	
			EE	0.00	0	0	0	0	
			PD	0.00	0	0	0	0	
			TRF	0.00	0	0	0	0	
			Total	0.00	0	0	0	0	

CORE DECISION ITEM

Statewide Real Estate Leasing Services

Budget Unit 980020B

-
CORE - HB 13 Real Estate - Missouri Legislature

Bill Section 13.005

Summary of the Core by Expenditure Types

Account	FY24 Budget		FY24 Actual		FY25 Budget		FY25 Actual as of 9/30/24		FY26 DTREQ		FY26 GVREC	
	Dollars	FTE	Dollars	FTE	Dollars	FTE	Dollars	FTE	Dollars	FTE	Dollars	FTE
Fuel and Utilities	984	0.00	1,010	0.00	0	0.00	0	0.00	0	0.00	0	0.00
Supplies	100	0.00	0	0.00	100	0.00	0	0.00	0	0.00	0	0.00
Communications Services and Supplies	100	0.00	0	0.00	100	0.00	0	0.00	0	0.00	0	0.00
Professional Services	100	0.00	75	0.00	4	0.00	0	0.00	0	0.00	0	0.00
Housekeeping and Janitorial Services	799	0.00	90	0.00	677	0.00	0	0.00	0	0.00	0	0.00
Property and Improvements Expenses	6	0.00	0	0.00	6	0.00	0	0.00	0	0.00	0	0.00
Building Lease Payments Operating	10,497	0.00	5,935	0.00	3,002	0.00	0	0.00	0	0.00	0	0.00
Total EE	12,586	0.00	7,109	0.00	3,889	0.00	0	0.00	0	0.00	0	0.00
Debt Service Expenses	0	0.00	6,252	0.00	0	0.00	0	0.00	0	0.00	0	0.00
Total PSD	0	0.00	6,252	0.00	0	0.00	0	0.00	0	0.00	0	0.00
Grand Total	12,586	0.00	13,361	0.00	3,889	0.00	0	0.00	0	0.00	0	0.00

CORE DECISION ITEM

Statewide Real Estate Leasing Services

Budget Unit 980045B

-
CORE - HB 13 Real Estate - Missouri Legislature

Bill Section 13.010

1. CORE FINANCIAL SUMMARY

	FY 2026 Department Request			
	GR	Federal	Other	Total
PS	0	0	0	0
EE	2,752,521	0	0	2,752,521
PSD	0	0	0	0
TRF	0	0	0	0
Total	2,752,521	0	0	2,752,521

FTE	0.00	0.00	0.00	0.00
------------	-------------	-------------	-------------	-------------

Est. Fringe	0	0	0	0
--------------------	---	---	---	---

Note: Fringes budgeted in Appropriation Bill 5 except for certain fringes budgeted directly to MoDOT, Highway Patrol, and Conservation.

	FY 2026 Governor's Recommended			
	GR	Federal	Other	Total
PS	0	0	0	0
EE	0	0	0	0
PSD	0	0	0	0
TRF	0	0	0	0
Total	0	0	0	0

FTE	0.00	0.00	0.00	0.00
------------	-------------	-------------	-------------	-------------

Est. Fringe	0	0	0	0
--------------------	---	---	---	---

Note: Fringes budgeted in Appropriation Bill 5 except for certain fringes budgeted directly to MoDOT, Highway Patrol, and Conservation.

2. CORE DESCRIPTION

The Division of Facilities Management, Design & Construction (FMDC) is responsible for the oversight and management of and approximately two hundred eighty-seven thousand (287,000) sq. ft. of state-owned space on behalf of the Missouri Legislature.

3. PROGRAM LISTING (list programs included in this core funding)

N/A

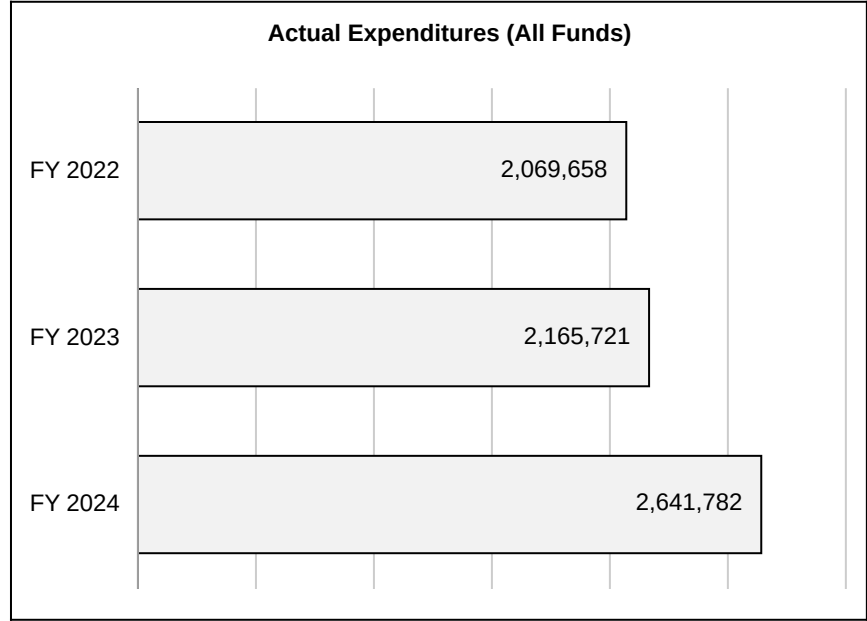
CORE DECISION ITEM

Statewide Real Estate Leasing Services
 -
 CORE - HB 13 Real Estate - Missouri Legislature

Budget Unit 980045B
 Bill Section 13.010

4. FINANCIAL HISTORY

	FY 2022	FY 2023	FY 2024	FY 2025
	Actual	Actual	Actual	Current Yr. as of 9/30/24
Appropriations (All Funds)	1,916,464	2,218,681	2,718,082	2,748,632
Less Reverted (All Funds)	(55,904)	(64,574)	(81,542)	(82,459)
Less Restricted (All Funds)*	0	0	0	0
Less Transfers Out	0	0	0	0
Plus Transfers In	0	0	5,300	0
Budget Authority (All Funds)	1,860,560	2,154,107	2,641,840	2,666,173
Actual Expenditures (all Fund)	2,069,658	2,165,721	2,641,782	N/A
Unexpended (All Funds)	(209,098)	(11,614)	58	N/A
Unexpended by Fund:				
General Revenue	(209,098)	(11,614)	58	N/A
Federal	0	0	0	N/A
Other	0	0	0	N/A



*Restricted amount is as of

Reverted includes the statutory three-percent reserve amount (when applicable).

Restricted includes any Governor's Expenditure Restrictions which remained at the end of the fiscal year (when applicable).

CORE DECISION ITEM

Statewide Real Estate Leasing Services

Budget Unit 980045B

-
CORE - HB 13 Real Estate - Missouri Legislature

Bill Section 13.010

5. CORE RECONCILIATION DETAIL

	Budget Class	FTE	GR	FED	OTHER	TOTAL	Explanation
TAFP After VETOES							
	PS	0.00	0	0	0	0	
	EE	0.00	2,748,632	0	0	2,748,632	
	PD	0.00	0	0	0	0	
	TRF	0.00	0	0	0	0	
	Total	0.00	2,748,632	0	0	2,748,632	
One-Times							
	PS	0.00	0	0	0	0	
	EE	0.00	0	0	0	0	
	PD	0.00	0	0	0	0	
	TRF	0.00	0	0	0	0	
	Total	0.00	0	0	0	0	
FY 26 Beginning Core							
	PS	0.00	0	0	0	0	
	EE	0.00	2,748,632	0	0	2,748,632	
	PD	0.00	0	0	0	0	
	TRF	0.00	0	0	0	0	
	Total	0.00	2,748,632	0	0	2,748,632	
Department Request Adjustments							

CORE DECISION ITEM

Statewide Real Estate Leasing Services

Budget Unit 980045B

-
CORE - HB 13 Real Estate - Missouri Legislature

Bill Section 13.010

			Budget Class	FTE	GR	FED	OTHER	TOTAL	Explanation
Core Reallocation	CRA.98B.001	17771	EE	0.00	3,889	0	0	3,889	Reallocation to align budget with planned expenditures and reduce the need for future flex within HB 13.
Net Department Request Adjustments				0.00	3,889	0	0	3,889	
Department Request Core									
			PS	0.00	0	0	0	0	
			EE	0.00	2,752,521	0	0	2,752,521	
			PD	0.00	0	0	0	0	
			TRF	0.00	0	0	0	0	
			Total	0.00	2,752,521	0	0	2,752,521	
Governor's Recommended Core									
			PS	0.00	0	0	0	0	
			EE	0.00	0	0	0	0	
			PD	0.00	0	0	0	0	
			TRF	0.00	0	0	0	0	
			Total	0.00	0	0	0	0	

CORE DECISION ITEM

Statewide Real Estate Leasing Services

Budget Unit 980045B

-
CORE - HB 13 Real Estate - Missouri Legislature

Bill Section 13.010

Summary of the Core by Expenditure Types

Account	FY24 Budget		FY24 Actual		FY25 Budget		FY25 Actual as of 9/30/24		FY26 DTREQ		FY26 GVREC	
	Dollars	FTE	Dollars	FTE	Dollars	FTE	Dollars	FTE	Dollars	FTE	Dollars	FTE
Property and Improvements Expenses	16,190	0.00	0	0.00	16,190	0.00	0	0.00	16,190	0.00	0	0.00
Building Lease Payments Operating	2,701,892	0.00	2,641,782	0.00	2,732,442	0.00	0	0.00	2,736,331	0.00	0	0.00
Total EE	2,718,082	0.00	2,641,782	0.00	2,748,632	0.00	0	0.00	2,752,521	0.00	0	0.00
Grand Total	2,718,082	0.00	2,641,782	0.00	2,748,632	0.00	0	0.00	2,752,521	0.00	0	0.00

CORE DECISION ITEM

Statewide Real Estate Leasing Services

Budget Unit 980043B

-
CORE - HB 13 Real Estate - Office of the Governor

Bill Section 13.010

1. CORE FINANCIAL SUMMARY

	FY 2026 Department Request			
	GR	Federal	Other	Total
PS	0	0	0	0
EE	775,780	0	0	775,780
PSD	0	0	0	0
TRF	0	0	0	0
Total	775,780	0	0	775,780

FTE	0.00	0.00	0.00	0.00
------------	-------------	-------------	-------------	-------------

Est. Fringe	0	0	0	0
--------------------	---	---	---	---

Note: Fringes budgeted in Appropriation Bill 5 except for certain fringes budgeted directly to MoDOT, Highway Patrol, and Conservation.

	FY 2026 Governor's Recommended			
	GR	Federal	Other	Total
PS	0	0	0	0
EE	0	0	0	0
PSD	0	0	0	0
TRF	0	0	0	0
Total	0	0	0	0

FTE	0.00	0.00	0.00	0.00
------------	-------------	-------------	-------------	-------------

Est. Fringe	0	0	0	0
--------------------	---	---	---	---

Note: Fringes budgeted in Appropriation Bill 5 except for certain fringes budgeted directly to MoDOT, Highway Patrol, and Conservation.

2. CORE DESCRIPTION

The Division of Facilities Management, Design & Construction (FMDC) is responsible for the oversight and management of approximately forty thousand (40,000) sq. ft. of state-owned property on behalf of the Governor's Office.

3. PROGRAM LISTING (list programs included in this core funding)

N/A

CORE DECISION ITEM

Statewide Real Estate Leasing Services

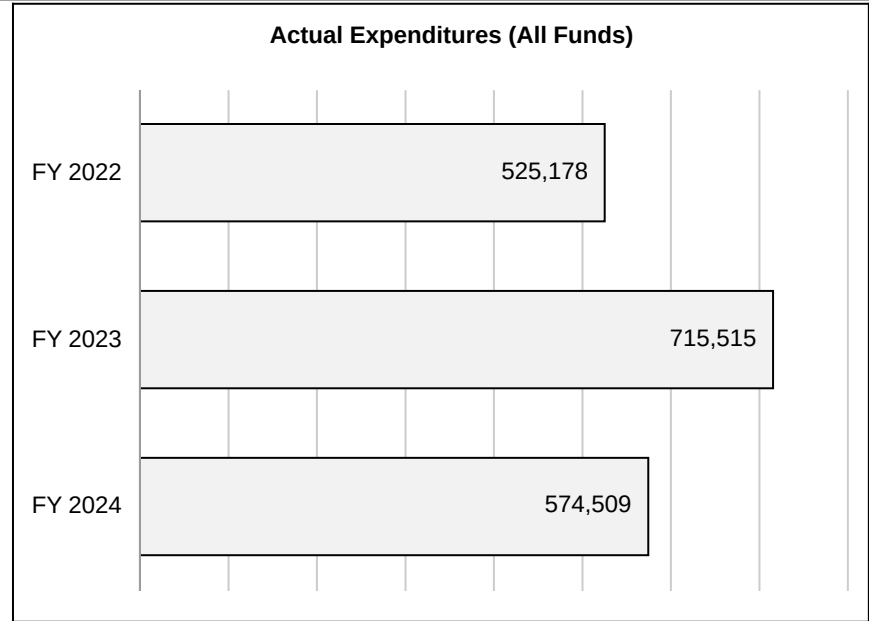
Budget Unit 980043B

-
CORE - HB 13 Real Estate - Office of the Governor

Bill Section 13.010

4. FINANCIAL HISTORY

	FY 2022	FY 2023	FY 2024	FY 2025
	Actual	Actual	Actual	Current Yr. as of 9/30/24
Appropriations (All Funds)	521,835	746,206	767,847	775,780
Less Reverted (All Funds)	0	0	0	0
Less Restricted (All Funds)*	0	0	0	0
Less Transfers Out	0	0	0	0
Plus Transfers In	0	0	0	0
Budget Authority (All Funds)	521,835	746,206	767,847	775,780
Actual Expenditures (all Fund)	525,178	715,515	574,509	N/A
Unexpended (All Funds)	(3,343)	30,691	193,338	N/A
Unexpended by Fund:				
General Revenue	(3,343)	30,691	193,338	N/A
Federal	0	0	0	N/A
Other	0	0	0	N/A



*Restricted amount is as of

Reverted includes the statutory three-percent reserve amount (when applicable).

Restricted includes any Governor's Expenditure Restrictions which remained at the end of the fiscal year (when applicable).

CORE DECISION ITEM

Statewide Real Estate Leasing Services

Budget Unit 980043B

-
CORE - HB 13 Real Estate - Office of the Governor

Bill Section 13.010

5. CORE RECONCILIATION DETAIL

	Budget Class	FTE	GR	FED	OTHER	TOTAL	Explanation
TAFP After VETOES							
	PS	0.00	0	0	0	0	
	EE	0.00	775,780	0	0	775,780	
	PD	0.00	0	0	0	0	
	TRF	0.00	0	0	0	0	
	Total	0.00	775,780	0	0	775,780	
One-Times							
	PS	0.00	0	0	0	0	
	EE	0.00	0	0	0	0	
	PD	0.00	0	0	0	0	
	TRF	0.00	0	0	0	0	
	Total	0.00	0	0	0	0	
FY 26 Beginning Core							
	PS	0.00	0	0	0	0	
	EE	0.00	775,780	0	0	775,780	
	PD	0.00	0	0	0	0	
	TRF	0.00	0	0	0	0	
	Total	0.00	775,780	0	0	775,780	
Department Request Adjustments							

CORE DECISION ITEM

Statewide Real Estate Leasing Services

Budget Unit 980043B

-
CORE - HB 13 Real Estate - Office of the Governor

Bill Section 13.010

	Budget Class	FTE	GR	FED	OTHER	TOTAL	Explanation
Net Department Request Adjustments		0.00	0	0	0	0	
Department Request Core							
	PS	0.00	0	0	0	0	
	EE	0.00	775,780	0	0	775,780	
	PD	0.00	0	0	0	0	
	TRF	0.00	0	0	0	0	
	Total	0.00	775,780	0	0	775,780	
Governor's Recommended Core							
	PS	0.00	0	0	0	0	
	EE	0.00	0	0	0	0	
	PD	0.00	0	0	0	0	
	TRF	0.00	0	0	0	0	
	Total	0.00	0	0	0	0	

CORE DECISION ITEM

Statewide Real Estate Leasing Services

Budget Unit 980043B

-
CORE - HB 13 Real Estate - Office of the Governor

Bill Section 13.010

Summary of the Core by Expenditure Types

Account	FY24 Budget		FY24 Actual		FY25 Budget		FY25 Actual as of 9/30/24		FY26 DTREQ		FY26 GVREC	
	Dollars	FTE	Dollars	FTE	Dollars	FTE	Dollars	FTE	Dollars	FTE	Dollars	FTE
Property and Improvements Expenses	3,853	0.00	0	0.00	3,853	0.00	0	0.00	3,853	0.00	0	0.00
Building Lease Payments Operating	763,994	0.00	574,509	0.00	771,927	0.00	0	0.00	771,927	0.00	0	0.00
Total EE	767,847	0.00	574,509	0.00	775,780	0.00	0	0.00	775,780	0.00	0	0.00
Grand Total	767,847	0.00	574,509	0.00	775,780	0.00	0	0.00	775,780	0.00	0	0.00

CORE DECISION ITEM

Statewide Real Estate Leasing Services

Budget Unit 980021B

-
CORE - HB 13 Real Estate - Office of the Lt. Governor

Bill Section 13.005

1. CORE FINANCIAL SUMMARY

	FY 2026 Department Request			
	GR	Federal	Other	Total
PS	0	0	0	0
EE	57,149	0	76,068	133,217
PSD	1	0	1	2
TRF	0	0	0	0
Total	57,150	0	76,069	133,219

FTE	0.00	0.00	0.00	0.00
------------	-------------	-------------	-------------	-------------

Est. Fringe	0	0	0	0
--------------------	---	---	---	---

Note: Fringes budgeted in Appropriation Bill 5 except for certain fringes budgeted directly to MoDOT, Highway Patrol, and Conservation.

Other Funds: 1262:Missouri Arts Council Trust Fund

	FY 2026 Governor's Recommended			
	GR	Federal	Other	Total
PS	0	0	0	0
EE	0	0	0	0
PSD	0	0	0	0
TRF	0	0	0	0
Total	0	0	0	0

FTE	0.00	0.00	0.00	0.00
------------	-------------	-------------	-------------	-------------

Est. Fringe	0	0	0	0
--------------------	---	---	---	---

Note: Fringes budgeted in Appropriation Bill 5 except for certain fringes budgeted directly to MoDOT, Highway Patrol, and Conservation.

2. CORE DESCRIPTION

The Division of Facilities Management, Design & Construction (FMDC) is responsible for the oversight and management of approximately two (2) lease contracts, totaling an estimated four thousand nine hundred (4,900) sq. ft. of space on behalf of the Lt. Governor's Office.

3. PROGRAM LISTING (list programs included in this core funding)

N/A

CORE DECISION ITEM

Statewide Real Estate Leasing Services

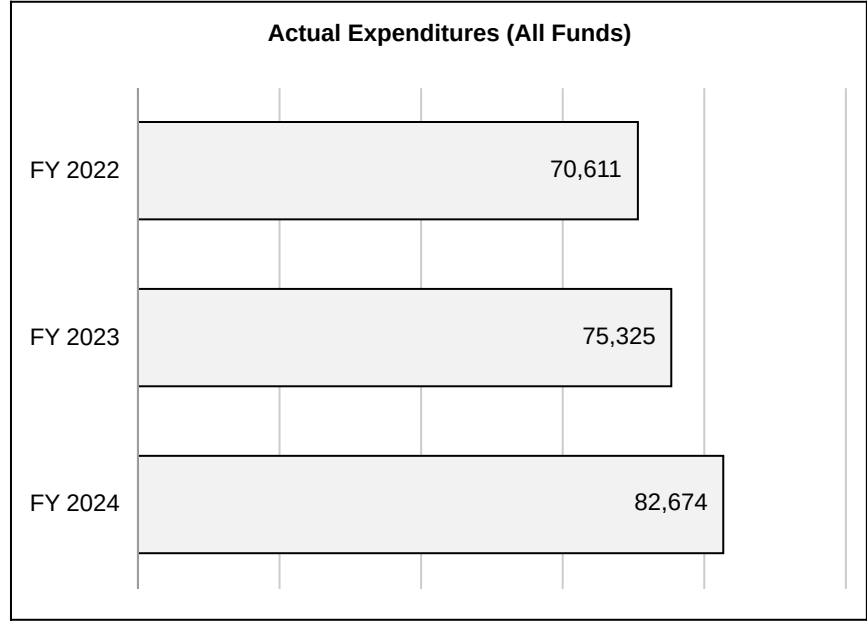
Budget Unit 980021B

-
CORE - HB 13 Real Estate - Office of the Lt. Governor

Bill Section 13.005

4. FINANCIAL HISTORY

	FY 2022	FY 2023	FY 2024	FY 2025
	Actual	Actual	Actual	Current Yr. as of 9/30/24
Appropriations (All Funds)	105,907	110,910	133,090	133,219
Less Reverted (All Funds)	(1,406)	(1,405)	(1,713)	(1,715)
Less Restricted (All Funds)*	0	0	0	0
Less Transfers Out	0	0	0	0
Plus Transfers In	0	0	0	0
Budget Authority (All Funds)	104,501	109,505	131,377	131,504
Actual Expenditures (all Fund)	70,611	75,325	82,674	N/A
Unexpended (All Funds)	33,890	34,180	48,703	N/A
Unexpended by Fund:				
General Revenue	15,618	13,317	19,530	N/A
Federal	0	0	0	N/A
Other	18,272	20,863	29,172	N/A



*Restricted amount is as of

Reverted includes the statutory three-percent reserve amount (when applicable).

Restricted includes any Governor's Expenditure Restrictions which remained at the end of the fiscal year (when applicable).

CORE DECISION ITEM

Statewide Real Estate Leasing Services

Budget Unit 980021B

-
CORE - HB 13 Real Estate - Office of the Lt. Governor

Bill Section 13.005

5. CORE RECONCILIATION DETAIL

	Budget Class	FTE	GR	FED	OTHER	TOTAL	Explanation
TAFP After VETOES							
	PS	0.00	0	0	0	0	
	EE	0.00	57,149	0	76,068	133,217	
	PD	0.00	1	0	1	2	
	TRF	0.00	0	0	0	0	
	Total	0.00	57,150	0	76,069	133,219	
One-Times							
	PS	0.00	0	0	0	0	
	EE	0.00	0	0	0	0	
	PD	0.00	0	0	0	0	
	TRF	0.00	0	0	0	0	
	Total	0.00	0	0	0	0	
FY 26 Beginning Core							
	PS	0.00	0	0	0	0	
	EE	0.00	57,149	0	76,068	133,217	
	PD	0.00	1	0	1	2	
	TRF	0.00	0	0	0	0	
	Total	0.00	57,150	0	76,069	133,219	
Department Request Adjustments							

CORE DECISION ITEM

Statewide Real Estate Leasing Services

Budget Unit 980021B

-
CORE - HB 13 Real Estate - Office of the Lt. Governor

Bill Section 13.005

	Budget Class	FTE	GR	FED	OTHER	TOTAL	Explanation
Net Department Request Adjustments		0.00	0	0	0	0	
Department Request Core							
	PS	0.00	0	0	0	0	
	EE	0.00	57,149	0	76,068	133,217	
	PD	0.00	1	0	1	2	
	TRF	0.00	0	0	0	0	
	Total	0.00	57,150	0	76,069	133,219	
Governor's Recommended Core							
	PS	0.00	0	0	0	0	
	EE	0.00	0	0	0	0	
	PD	0.00	0	0	0	0	
	TRF	0.00	0	0	0	0	
	Total	0.00	0	0	0	0	

CORE DECISION ITEM

Statewide Real Estate Leasing Services

Budget Unit 980021B

-
CORE - HB 13 Real Estate - Office of the Lt. Governor

Bill Section 13.005

Summary of the Core by Expenditure Types

Account	FY24 Budget		FY24 Actual		FY25 Budget		FY25 Actual as of 9/30/24		FY26 DTREQ		FY26 GVREC	
	Dollars	FTE	Dollars	FTE	Dollars	FTE	Dollars	FTE	Dollars	FTE	Dollars	FTE
Fuel and Utilities	2,042	0.00	829	0.00	2,042	0.00	0	0.00	2,042	0.00	0	0.00
Supplies	2	0.00	0	0.00	2	0.00	0	0.00	2	0.00	0	0.00
Communications Services and Supplies	2	0.00	0	0.00	2	0.00	0	0.00	2	0.00	0	0.00
Professional Services	101	0.00	0	0.00	101	0.00	0	0.00	101	0.00	0	0.00
Housekeeping and Janitorial Services	15,840	0.00	0	0.00	15,840	0.00	0	0.00	15,840	0.00	0	0.00
Property and Improvements Expenses	78	0.00	0	0.00	78	0.00	0	0.00	78	0.00	0	0.00
Building Lease Payments Operating	115,025	0.00	14,185	0.00	115,152	0.00	6,842	0.00	115,152	0.00	0	0.00
Total EE	133,090	0.00	15,014	0.00	133,217	0.00	6,842	0.00	133,217	0.00	0	0.00
Debt Service Expenses	0	0.00	67,660	0.00	2	0.00	0	0.00	2	0.00	0	0.00
Total PSD	0	0.00	67,660	0.00	2	0.00	0	0.00	2	0.00	0	0.00
Grand Total	133,090	0.00	82,674	0.00	133,219	0.00	6,842	0.00	133,219	0.00	0	0.00

CORE DECISION ITEM

Statewide Real Estate Leasing Services

Budget Unit 980044B

-
CORE - HB 13 Real Estate - Office of the Lt. Governor

Bill Section 13.010

1. CORE FINANCIAL SUMMARY

	FY 2026 Department Request			
	GR	Federal	Other	Total
PS	0	0	0	0
EE	79,405	0	0	79,405
PSD	0	0	0	0
TRF	0	0	0	0
Total	79,405	0	0	79,405

FTE	0.00	0.00	0.00	0.00
-----	------	------	------	------

Est. Fringe	0	0	0	0
-------------	---	---	---	---

Note: Fringes budgeted in Appropriation Bill 5 except for certain fringes budgeted directly to MoDOT, Highway Patrol, and Conservation.

	FY 2026 Governor's Recommended			
	GR	Federal	Other	Total
PS	0	0	0	0
EE	0	0	0	0
PSD	0	0	0	0
TRF	0	0	0	0
Total	0	0	0	0

FTE	0.00	0.00	0.00	0.00
-----	------	------	------	------

Est. Fringe	0	0	0	0
-------------	---	---	---	---

Note: Fringes budgeted in Appropriation Bill 5 except for certain fringes budgeted directly to MoDOT, Highway Patrol, and Conservation.

2. CORE DESCRIPTION

The Division of Facilities Management, Design & Construction (FMDC) is responsible for the oversight and management of approximately five thousand three hundred (5,300) sq. ft. of state-owned space on behalf of the Lt. Governor's Office.

3. PROGRAM LISTING (list programs included in this core funding)

N/A

CORE DECISION ITEM

Statewide Real Estate Leasing Services

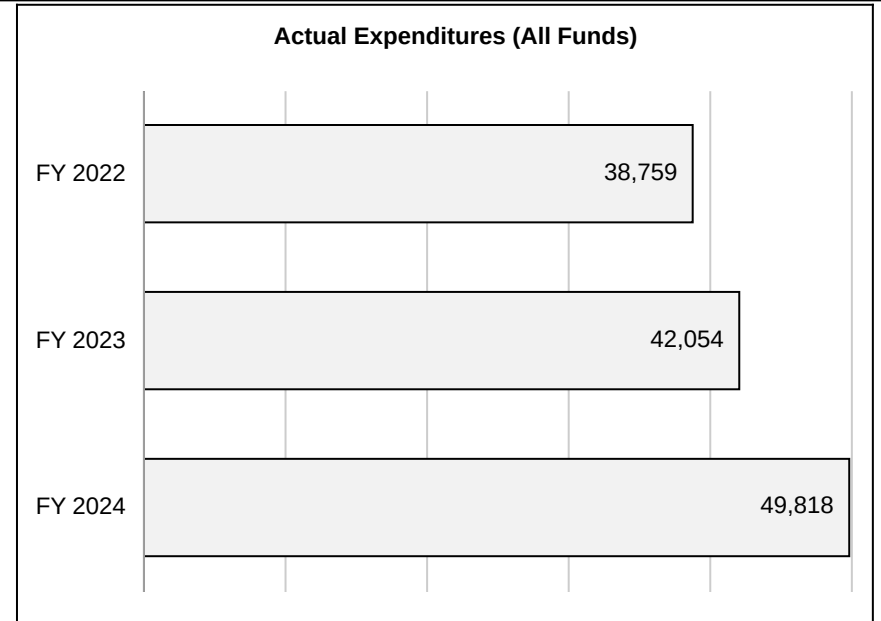
Budget Unit 980044B

-
CORE - HB 13 Real Estate - Office of the Lt. Governor

Bill Section 13.010

4. FINANCIAL HISTORY

	FY 2022	FY 2023	FY 2024	FY 2025
	Actual	Actual	Actual	Current Yr. as of 9/30/24
Appropriations (All Funds)	35,891	64,425	78,575	79,405
Less Reverted (All Funds)	0	0	0	0
Less Restricted (All Funds)*	0	0	0	0
Less Transfers Out	0	0	0	0
Plus Transfers In	0	0	0	0
Budget Authority (All Funds)	35,891	64,425	78,575	79,405
Actual Expenditures (all Fund)	38,759	42,054	49,818	N/A
Unexpended (All Funds)	(2,868)	22,371	28,757	N/A
Unexpended by Fund:				
General Revenue	(2,868)	22,371	28,757	N/A
Federal	0	0	0	N/A
Other	0	0	0	N/A



*Restricted amount is as of

Reverted includes the statutory three-percent reserve amount (when applicable).

Restricted includes any Governor's Expenditure Restrictions which remained at the end of the fiscal year (when applicable).

CORE DECISION ITEM

Statewide Real Estate Leasing Services

Budget Unit 980044B

-
CORE - HB 13 Real Estate - Office of the Lt. Governor

Bill Section 13.010

5. CORE RECONCILIATION DETAIL

	Budget Class	FTE	GR	FED	OTHER	TOTAL	Explanation
TAFP After VETOES							
	PS	0.00	0	0	0	0	
	EE	0.00	79,405	0	0	79,405	
	PD	0.00	0	0	0	0	
	TRF	0.00	0	0	0	0	
	Total	0.00	79,405	0	0	79,405	
One-Times							
	PS	0.00	0	0	0	0	
	EE	0.00	0	0	0	0	
	PD	0.00	0	0	0	0	
	TRF	0.00	0	0	0	0	
	Total	0.00	0	0	0	0	
FY 26 Beginning Core							
	PS	0.00	0	0	0	0	
	EE	0.00	79,405	0	0	79,405	
	PD	0.00	0	0	0	0	
	TRF	0.00	0	0	0	0	
	Total	0.00	79,405	0	0	79,405	
Department Request Adjustments							

CORE DECISION ITEM

Statewide Real Estate Leasing Services

Budget Unit 980044B

-
CORE - HB 13 Real Estate - Office of the Lt. Governor

Bill Section 13.010

	Budget Class	FTE	GR	FED	OTHER	TOTAL	Explanation
Net Department Request Adjustments		0.00	0	0	0	0	
Department Request Core							
	PS	0.00	0	0	0	0	
	EE	0.00	79,405	0	0	79,405	
	PD	0.00	0	0	0	0	
	TRF	0.00	0	0	0	0	
	Total	0.00	79,405	0	0	79,405	
Governor's Recommended Core							
	PS	0.00	0	0	0	0	
	EE	0.00	0	0	0	0	
	PD	0.00	0	0	0	0	
	TRF	0.00	0	0	0	0	
	Total	0.00	0	0	0	0	

CORE DECISION ITEM

Statewide Real Estate Leasing Services

Budget Unit 980044B

-
CORE - HB 13 Real Estate - Office of the Lt. Governor

Bill Section 13.010

Summary of the Core by Expenditure Types

Account	FY24 Budget		FY24 Actual		FY25 Budget		FY25 Actual as of 9/30/24		FY26 DTREQ		FY26 GVREC	
	Dollars	FTE	Dollars	FTE	Dollars	FTE	Dollars	FTE	Dollars	FTE	Dollars	FTE
Property and Improvements Expenses	305	0.00	0	0.00	305	0.00	0	0.00	305	0.00	0	0.00
Building Lease Payments Operating	78,270	0.00	49,818	0.00	79,100	0.00	0	0.00	79,100	0.00	0	0.00
Total EE	78,575	0.00	49,818	0.00	79,405	0.00	0	0.00	79,405	0.00	0	0.00
Grand Total	78,575	0.00	49,818	0.00	79,405	0.00	0	0.00	79,405	0.00	0	0.00

CORE DECISION ITEM

Statewide Real Estate Leasing Services

Budget Unit 980022B

-
CORE - HB 13 Real Estate - Attorney General

Bill Section 13.005

1. CORE FINANCIAL SUMMARY

	FY 2026 Department Request			
	GR	Federal	Other	Total
PS	0	0	0	0
EE	584,885	169,256	460,591	1,214,732
PSD	1	1	3	5
TRF	0	0	0	0
Total	584,886	169,257	460,594	1,214,737

	FY 2026 Governor's Recommended			
	GR	Federal	Other	Total
PS	0	0	0	0
EE	0	0	0	0
PSD	0	0	0	0
TRF	0	0	0	0
Total	0	0	0	0

FTE	0.00	0.00	0.00	0.00
-----	------	------	------	------

FTE	0.00	0.00	0.00	0.00
-----	------	------	------	------

Est. Fringe	0	0	0	0
-------------	---	---	---	---

Est. Fringe	0	0	0	0
-------------	---	---	---	---

Note: Fringes budgeted in Appropriation Bill 5 except for certain fringes budgeted directly to MoDOT, Highway Patrol, and Conservation.

Note: Fringes budgeted in Appropriation Bill 5 except for certain fringes budgeted directly to MoDOT, Highway Patrol, and Conservation.

- Federal Funds: 1136:Attorney General Federal and Other
- Other Funds: 1631:Merchandising Practices Revolving Fund
- 1652:Workers Compensation Fund
- 1653:Workers Compensation Second Injury Fund
- 1676:Hazardous Waste Fund
- 1680:Missouri Office of Prosecution Services Fund

2. CORE DESCRIPTION

The Division of Facilities Management, Design & Construction (FMDC) is responsible for the oversight and management of approximately twelve (12) lease contracts, totaling nearly thirty-four thousand (34,000) sq. ft. of space on behalf of the Attorney General's Office.

3. PROGRAM LISTING (list programs included in this core funding)

N/A

CORE DECISION ITEM

Statewide Real Estate Leasing Services

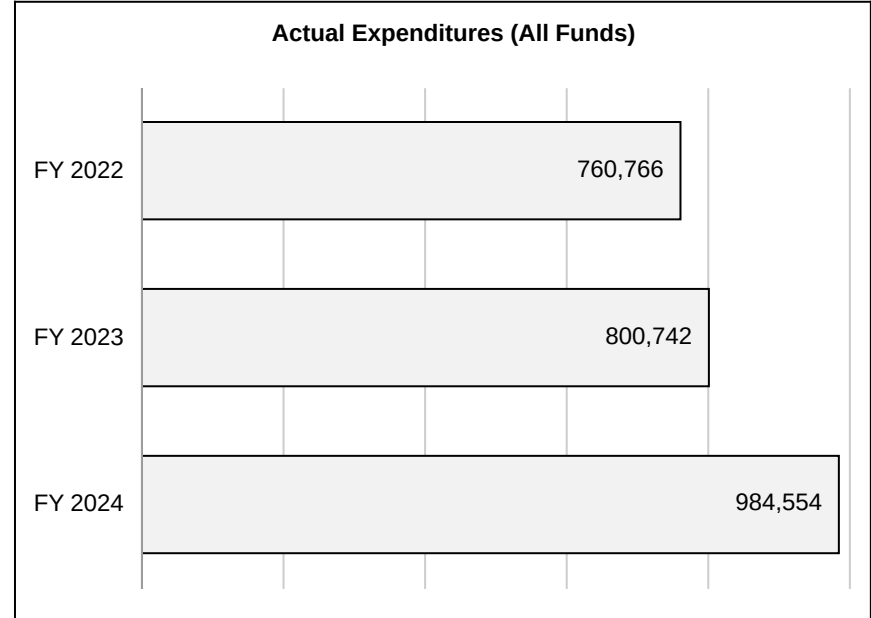
Budget Unit 980022B

-
CORE - HB 13 Real Estate - Attorney General

Bill Section 13.005

4. FINANCIAL HISTORY

	FY 2022	FY 2023	FY 2024	FY 2025
	Actual	Actual	Actual	Current Yr. as of 9/30/24
Appropriations (All Funds)	903,825	976,656	1,173,204	1,165,990
Less Reverted (All Funds)	(13,445)	(14,588)	(17,780)	(17,547)
Less Restricted (All Funds)*	0	0	0	0
Less Transfers Out	0	0	(24,800)	0
Plus Transfers In	0	0	58,000	0
Budget Authority (All Funds)	890,380	962,068	1,188,624	1,148,443
Actual Expenditures (all Fund)	760,766	800,742	984,554	N/A
Unexpended (All Funds)	129,614	161,326	204,070	N/A
Unexpended by Fund:				
General Revenue	90,454	107,940	72,937	N/A
Federal	8,044	16,331	31,820	N/A
Other	31,116	37,055	99,313	N/A



*Restricted amount is as of

Reverted includes the statutory three-percent reserve amount (when applicable).

Restricted includes any Governor's Expenditure Restrictions which remained at the end of the fiscal year (when applicable).

CORE DECISION ITEM

Statewide Real Estate Leasing Services

Budget Unit 980022B

-
CORE - HB 13 Real Estate - Attorney General

Bill Section 13.005

5. CORE RECONCILIATION DETAIL

	Budget Class	FTE	GR	FED	OTHER	TOTAL	Explanation
TAFP After VETOES							
	PS	0.00	0	0	0	0	
	EE	0.00	584,885	169,256	411,844	1,165,985	
	PD	0.00	1	1	3	5	
	TRF	0.00	0	0	0	0	
	Total	0.00	584,886	169,257	411,847	1,165,990	
One-Times							
	PS	0.00	0	0	0	0	
	EE	0.00	0	0	0	0	
	PD	0.00	0	0	0	0	
	TRF	0.00	0	0	0	0	
	Total	0.00	0	0	0	0	
FY 26 Beginning Core							
	PS	0.00	0	0	0	0	
	EE	0.00	584,885	169,256	411,844	1,165,985	
	PD	0.00	1	1	3	5	
	TRF	0.00	0	0	0	0	
	Total	0.00	584,886	169,257	411,847	1,165,990	
Department Request Adjustments							

CORE DECISION ITEM

Statewide Real Estate Leasing Services

Budget Unit 980022B

-
CORE - HB 13 Real Estate - Attorney General

Bill Section 13.005

			Budget Class	FTE	GR	FED	OTHER	TOTAL	Explanation
Core Transfer In	CTI.98B.001	12022	EE	0.00	0	0	48,747	48,747	This transfer in will provide the funding for the additional space required for the three new positions in the Conviction Review Unit created by SB 754 (2024)
Net Department Request Adjustments				0.00	0	0	48,747	48,747	
Department Request Core									
			PS	0.00	0	0	0	0	
			EE	0.00	584,885	169,256	460,591	1,214,732	
			PD	0.00	1	1	3	5	
			TRF	0.00	0	0	0	0	
			Total	0.00	584,886	169,257	460,594	1,214,737	
Governor's Recommended Core									
			PS	0.00	0	0	0	0	
			EE	0.00	0	0	0	0	
			PD	0.00	0	0	0	0	
			TRF	0.00	0	0	0	0	
			Total	0.00	0	0	0	0	

CORE DECISION ITEM

Statewide Real Estate Leasing Services

Budget Unit 980022B

-
CORE - HB 13 Real Estate - Attorney General

Bill Section 13.005

Summary of the Core by Expenditure Types

Account	FY24 Budget		FY24 Actual		FY25 Budget		FY25 Actual as of 9/30/24		FY26 DTREQ		FY26 GVREC	
	Dollars	FTE	Dollars	FTE	Dollars	FTE	Dollars	FTE	Dollars	FTE	Dollars	FTE
Fuel and Utilities	27,831	0.00	9,051	0.00	26,590	0.00	0	0.00	35,940	0.00	0	0.00
Supplies	106	0.00	0	0.00	106	0.00	0	0.00	106	0.00	0	0.00
Communications Services and Supplies	205	0.00	40	0.00	205	0.00	0	0.00	205	0.00	0	0.00
Professional Services	602	0.00	136,413	0.00	512	0.00	0	0.00	512	0.00	0	0.00
Housekeeping and Janitorial Services	91,984	0.00	7,582	0.00	91,874	0.00	0	0.00	91,874	0.00	0	0.00
Property and Improvements Expenses	538	0.00	0	0.00	538	0.00	0	0.00	538	0.00	0	0.00
Building Lease Payments Operating	1,051,938	0.00	361,173	0.00	1,046,160	0.00	67,319	0.00	1,085,557	0.00	0	0.00
Total EE	1,173,204	0.00	514,260	0.00	1,165,985	0.00	67,319	0.00	1,214,732	0.00	0	0.00
Debt Service Expenses	0	0.00	470,294	0.00	5	0.00	0	0.00	5	0.00	0	0.00
Total PSD	0	0.00	470,294	0.00	5	0.00	0	0.00	5	0.00	0	0.00
Grand Total	1,173,204	0.00	984,554	0.00	1,165,990	0.00	67,319	0.00	1,214,737	0.00	0	0.00

CORE DECISION ITEM

Statewide Real Estate Leasing Services

Budget Unit 980048B

-
CORE - HB 13 Real Estate - Attorney General

Bill Section 13.010

1. CORE FINANCIAL SUMMARY

	FY 2026 Department Request			
	GR	Federal	Other	Total
PS	0	0	0	0
EE	717,497	204,678	147,371	1,069,546
PSD	0	0	0	0
TRF	0	0	0	0
Total	717,497	204,678	147,371	1,069,546

	FY 2026 Governor's Recommended			
	GR	Federal	Other	Total
PS	0	0	0	0
EE	0	0	0	0
PSD	0	0	0	0
TRF	0	0	0	0
Total	0	0	0	0

FTE **0.00** **0.00** **0.00** **0.00**

FTE **0.00** **0.00** **0.00** **0.00**

Est. Fringe	0	0	0	0
--------------------	---	---	---	---

Est. Fringe	0	0	0	0
--------------------	---	---	---	---

Note: Fringes budgeted in Appropriation Bill 5 except for certain fringes budgeted directly to MoDOT, Highway Patrol, and Conservation.

Note: Fringes budgeted in Appropriation Bill 5 except for certain fringes budgeted directly to MoDOT, Highway Patrol, and Conservation.

Federal Funds: 1136:Attorney General Federal and Other
 Other Funds: 1568:Natural Resources Protection Water Pollution Permit F
 1652:Workers Compensation Fund
 1653:Workers Compensation Second Injury Fund
 1676:Hazardous Waste Fund

2. CORE DESCRIPTION

The Division of Facilities Management, Design & Construction (FMDC) is responsible for the oversight and management of approximately one hundred eighteen thousand (118,000) sq. ft. of state-owned space on behalf of the Attorney General's Office.

3. PROGRAM LISTING (list programs included in this core funding)

N/A

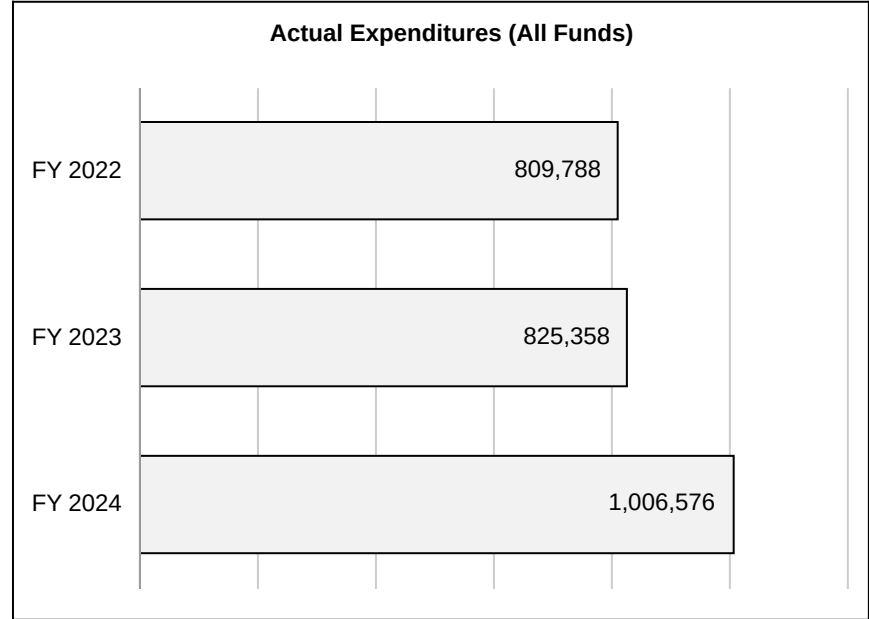
CORE DECISION ITEM

Statewide Real Estate Leasing Services
 -
 CORE - HB 13 Real Estate - Attorney General

Budget Unit 980048B
 Bill Section 13.010

4. FINANCIAL HISTORY

	FY 2022	FY 2023	FY 2024	FY 2025
	Actual	Actual	Actual	Current Yr. as of 9/30/24
Appropriations (All Funds)	764,874	928,051	1,139,124	1,077,546
Less Reverted (All Funds)	(15,162)	(15,609)	(21,237)	(21,525)
Less Restricted (All Funds)*	0	0	0	0
Less Transfers Out	0	0	0	0
Plus Transfers In	0	0	9,800	0
Budget Authority (All Funds)	749,712	912,442	1,127,687	1,056,021
Actual Expenditures (all Fund)	809,788	825,358	1,006,576	N/A
Unexpended (All Funds)	(60,076)	87,084	121,111	N/A
Unexpended by Fund:				
General Revenue	(48,264)	(33,256)	0	N/A
Federal	(1,962)	7,775	15,524	N/A
Other	(9,850)	112,565	105,587	N/A



*Restricted amount is as of

Reverted includes the statutory three-percent reserve amount (when applicable).

Restricted includes any Governor's Expenditure Restrictions which remained at the end of the fiscal year (when applicable).

CORE DECISION ITEM

Statewide Real Estate Leasing Services

Budget Unit 980048B

-
CORE - HB 13 Real Estate - Attorney General

Bill Section 13.010

5. CORE RECONCILIATION DETAIL

	Budget Class	FTE	GR	FED	OTHER	TOTAL	Explanation
TAFP After VETOES							
	PS	0.00	0	0	0	0	
	EE	0.00	717,497	204,678	155,371	1,077,546	
	PD	0.00	0	0	0	0	
	TRF	0.00	0	0	0	0	
	Total	0.00	717,497	204,678	155,371	1,077,546	
One-Times							
	PS	0.00	0	0	0	0	
	EE	0.00	0	0	0	0	
	PD	0.00	0	0	0	0	
	TRF	0.00	0	0	0	0	
	Total	0.00	0	0	0	0	
FY 26 Beginning Core							
	PS	0.00	0	0	0	0	
	EE	0.00	717,497	204,678	155,371	1,077,546	
	PD	0.00	0	0	0	0	
	TRF	0.00	0	0	0	0	
	Total	0.00	717,497	204,678	155,371	1,077,546	
Department Request Adjustments							

CORE DECISION ITEM

Statewide Real Estate Leasing Services

Budget Unit 980048B

-
CORE - HB 13 Real Estate - Attorney General

Bill Section 13.010

			Budget Class	FTE	GR	FED	OTHER	TOTAL	Explanation
Core Reallocation	CRA.98B.003	17782	EE	0.00	0	0	(8,000)	(8,000)	Reallocation to align budget with planned expenditures and reduce the need for future flex in HB 13.
Net Department Request Adjustments				0.00	0	0	(8,000)	(8,000)	
Department Request Core									
			PS	0.00	0	0	0	0	
			EE	0.00	717,497	204,678	147,371	1,069,546	
			PD	0.00	0	0	0	0	
			TRF	0.00	0	0	0	0	
Total				0.00	717,497	204,678	147,371	1,069,546	
Governor's Recommended Core									
			PS	0.00	0	0	0	0	
			EE	0.00	0	0	0	0	
			PD	0.00	0	0	0	0	
			TRF	0.00	0	0	0	0	
Total				0.00	0	0	0	0	

CORE DECISION ITEM

Statewide Real Estate Leasing Services

Budget Unit 980048B

-
CORE - HB 13 Real Estate - Attorney General

Bill Section 13.010

Summary of the Core by Expenditure Types

Account	FY24 Budget		FY24 Actual		FY25 Budget		FY25 Actual as of 9/30/24		FY26 DTREQ		FY26 GVREC	
	Dollars	FTE	Dollars	FTE	Dollars	FTE	Dollars	FTE	Dollars	FTE	Dollars	FTE
Property and Improvements Expenses	6,278	0.00	0	0.00	6,278	0.00	0	0.00	6,278	0.00	0	0.00
Building Lease Payments Operating	1,132,846	0.00	1,006,576	0.00	1,071,268	0.00	0	0.00	1,063,268	0.00	0	0.00
Total EE	1,139,124	0.00	1,006,576	0.00	1,077,546	0.00	0	0.00	1,069,546	0.00	0	0.00
Grand Total	1,139,124	0.00	1,006,576	0.00	1,077,546	0.00	0	0.00	1,069,546	0.00	0	0.00

CORE DECISION ITEM

Statewide Real Estate Leasing Services
 -
 CORE - HB 13 Real Estate - Secretary of State

Budget Unit 980023B
 Bill Section 13.005

1. CORE FINANCIAL SUMMARY

	FY 2026 Department Request			
	GR	Federal	Other	Total
PS	0	0	0	0
EE	324,825	0	54,438	379,263
PSD	1	0	1	2
TRF	0	0	0	0
Total	324,826	0	54,439	379,265

FTE 0.00 0.00 0.00 0.00

Est. Fringe	0	0	0	0
-------------	---	---	---	---

Note: Fringes budgeted in Appropriation Bill 5 except for certain fringes budgeted directly to MoDOT, Highway Patrol, and Conservation.

Other Funds: 1577:Local Records Preservation Fund

	FY 2026 Governor's Recommended			
	GR	Federal	Other	Total
PS	0	0	0	0
EE	0	0	0	0
PSD	0	0	0	0
TRF	0	0	0	0
Total	0	0	0	0

FTE 0.00 0.00 0.00 0.00

Est. Fringe	0	0	0	0
-------------	---	---	---	---

Note: Fringes budgeted in Appropriation Bill 5 except for certain fringes budgeted directly to MoDOT, Highway Patrol, and Conservation.

2. CORE DESCRIPTION

The Division of Facilities Management, Design & Construction (FMDC) is responsible for the oversight and management of approximately five (5) parking/storage lease contracts, totaling approximately four thousand (4,000) sq. ft. of space on behalf of the Office of Secretary of State.

3. PROGRAM LISTING (list programs included in this core funding)

N/A

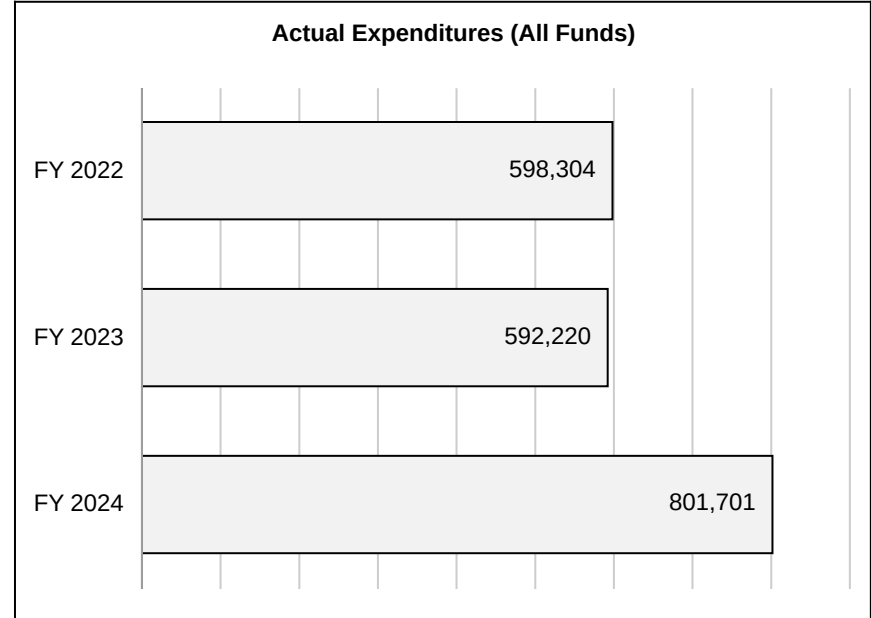
CORE DECISION ITEM

Statewide Real Estate Leasing Services
 -
 CORE - HB 13 Real Estate - Secretary of State

Budget Unit 980023B
 Bill Section 13.005

4. FINANCIAL HISTORY

	FY 2022	FY 2023	FY 2024	FY 2025
	Actual	Actual	Actual	Current Yr. as of 9/30/24
Appropriations (All Funds)	609,725	661,536	857,860	379,265
Less Reverted (All Funds)	(18,229)	(19,778)	(24,104)	(9,745)
Less Restricted (All Funds)*	0	0	0	0
Less Transfers Out	0	0	0	0
Plus Transfers In	0	0	16,003	0
Budget Authority (All Funds)	591,496	641,758	849,759	369,520
Actual Expenditures (all Fund)	598,304	592,220	801,701	N/A
Unexpended (All Funds)	(6,808)	49,538	48,058	N/A
Unexpended by Fund:				
General Revenue	(6,106)	52,140	2	N/A
Federal	0	0	0	N/A
Other	(702)	(2,602)	48,056	N/A



*Restricted amount is as of

Reverted includes the statutory three-percent reserve amount (when applicable).

Restricted includes any Governor's Expenditure Restrictions which remained at the end of the fiscal year (when applicable).

CORE DECISION ITEM

Statewide Real Estate Leasing Services

Budget Unit 980023B

-
CORE - HB 13 Real Estate - Secretary of State

Bill Section 13.005

5. CORE RECONCILIATION DETAIL

	Budget Class	FTE	GR	FED	OTHER	TOTAL	Explanation
TAFP After VETOES							
	PS	0.00	0	0	0	0	
	EE	0.00	324,825	0	54,438	379,263	
	PD	0.00	1	0	1	2	
	TRF	0.00	0	0	0	0	
	Total	0.00	324,826	0	54,439	379,265	
One-Times							
	PS	0.00	0	0	0	0	
	EE	0.00	0	0	0	0	
	PD	0.00	0	0	0	0	
	TRF	0.00	0	0	0	0	
	Total	0.00	0	0	0	0	
FY 26 Beginning Core							
	PS	0.00	0	0	0	0	
	EE	0.00	324,825	0	54,438	379,263	
	PD	0.00	1	0	1	2	
	TRF	0.00	0	0	0	0	
	Total	0.00	324,826	0	54,439	379,265	
Department Request Adjustments							

CORE DECISION ITEM

Statewide Real Estate Leasing Services

Budget Unit 980023B

-
CORE - HB 13 Real Estate - Secretary of State

Bill Section 13.005

	Budget Class	FTE	GR	FED	OTHER	TOTAL	Explanation
Net Department Request Adjustments		0.00	0	0	0	0	
Department Request Core							
	PS	0.00	0	0	0	0	
	EE	0.00	324,825	0	54,438	379,263	
	PD	0.00	1	0	1	2	
	TRF	0.00	0	0	0	0	
	Total	0.00	324,826	0	54,439	379,265	
Governor's Recommended Core							
	PS	0.00	0	0	0	0	
	EE	0.00	0	0	0	0	
	PD	0.00	0	0	0	0	
	TRF	0.00	0	0	0	0	
	Total	0.00	0	0	0	0	

CORE DECISION ITEM

Statewide Real Estate Leasing Services

Budget Unit 980023B

-
CORE - HB 13 Real Estate - Secretary of State

Bill Section 13.005

Summary of the Core by Expenditure Types

Account	FY24 Budget		FY24 Actual		FY25 Budget		FY25 Actual as of 9/30/24		FY26 DTREQ		FY26 GVREC	
	Dollars	FTE	Dollars	FTE	Dollars	FTE	Dollars	FTE	Dollars	FTE	Dollars	FTE
Fuel and Utilities	83,775	0.00	65,551	0.00	3,364	0.00	0	0.00	3,364	0.00	0	0.00
Supplies	101	0.00	0	0.00	101	0.00	0	0.00	101	0.00	0	0.00
Communications Services and Supplies	101	0.00	0	0.00	101	0.00	0	0.00	101	0.00	0	0.00
Professional Services	2,100	0.00	1,517	0.00	175	0.00	0	0.00	175	0.00	0	0.00
Housekeeping and Janitorial Services	55,838	0.00	6,142	0.00	46,135	0.00	0	0.00	46,135	0.00	0	0.00
Property and Improvements Expenses	695	0.00	0	0.00	695	0.00	0	0.00	695	0.00	0	0.00
Building Lease Payments Operating	715,250	0.00	339,676	0.00	328,692	0.00	7,859	0.00	328,692	0.00	0	0.00
Total EE	857,860	0.00	412,886	0.00	379,263	0.00	7,859	0.00	379,263	0.00	0	0.00
Debt Service Expenses	0	0.00	388,815	0.00	2	0.00	0	0.00	2	0.00	0	0.00
Total PSD	0	0.00	388,815	0.00	2	0.00	0	0.00	2	0.00	0	0.00
Grand Total	857,860	0.00	801,701	0.00	379,265	0.00	7,859	0.00	379,265	0.00	0	0.00

CORE DECISION ITEM

Statewide Real Estate Leasing Services

Budget Unit 980046B

-
CORE - HB 13 Real Estate - Secretary of State

Bill Section 13.010

1. CORE FINANCIAL SUMMARY

	FY 2026 Department Request			
	GR	Federal	Other	Total
PS	0	0	0	0
EE	2,025,532	0	67,265	2,092,797
PSD	0	0	0	0
TRF	0	0	0	0
Total	2,025,532	0	67,265	2,092,797

FTE	0.00	0.00	0.00	0.00
------------	-------------	-------------	-------------	-------------

Est. Fringe	0	0	0	0
--------------------	---	---	---	---

Note: Fringes budgeted in Appropriation Bill 5 except for certain fringes budgeted directly to MoDOT, Highway Patrol, and Conservation.

Other Funds: 1266:Secretary of State Technology Trust Fund Account
1577:Local Records Preservation Fund
1829:Investor Education and Protection Fund

	FY 2026 Governor's Recommended			
	GR	Federal	Other	Total
PS	0	0	0	0
EE	0	0	0	0
PSD	0	0	0	0
TRF	0	0	0	0
Total	0	0	0	0

FTE	0.00	0.00	0.00	0.00
------------	-------------	-------------	-------------	-------------

Est. Fringe	0	0	0	0
--------------------	---	---	---	---

Note: Fringes budgeted in Appropriation Bill 5 except for certain fringes budgeted directly to MoDOT, Highway Patrol, and Conservation.

2. CORE DESCRIPTION

The Division of Facilities Management, Design & Construction (FMDC) is responsible for the oversight and management of approximately two hundred sixty-eight thousand (268,000) sq. ft. of state-owned space on behalf of the Office of Secretary of State.

3. PROGRAM LISTING (list programs included in this core funding)

N/A

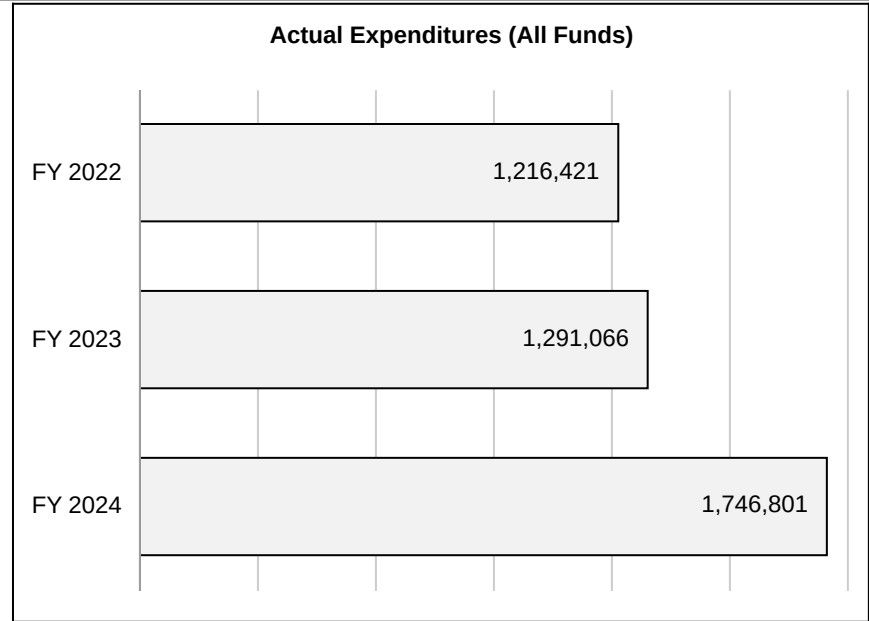
CORE DECISION ITEM

Statewide Real Estate Leasing Services
 -
 CORE - HB 13 Real Estate - Secretary of State

Budget Unit 980046B
 Bill Section 13.010

4. FINANCIAL HISTORY

	FY 2022	FY 2023	FY 2024	FY 2025
	Actual	Actual	Actual	Current Yr. as of 9/30/24
Appropriations (All Funds)	1,060,702	1,328,815	1,629,639	2,182,797
Less Reverted (All Funds)	(29,757)	(37,236)	(46,891)	(63,466)
Less Restricted (All Funds)*	0	0	0	0
Less Transfers Out	0	0	0	0
Plus Transfers In	0	0	302,361	0
Budget Authority (All Funds)	1,030,945	1,291,579	1,885,109	2,119,331
Actual Expenditures (all Fund)	1,216,421	1,291,066	1,746,801	N/A
Unexpended (All Funds)	(185,476)	513	138,308	N/A
Unexpended by Fund:				
General Revenue	(184,679)	(268)	132,417	N/A
Federal	0	0	0	N/A
Other	(797)	781	5,891	N/A



*Restricted amount is as of

Reverted includes the statutory three-percent reserve amount (when applicable).

Restricted includes any Governor's Expenditure Restrictions which remained at the end of the fiscal year (when applicable).

CORE DECISION ITEM

Statewide Real Estate Leasing Services

Budget Unit 980046B

-
CORE - HB 13 Real Estate - Secretary of State

Bill Section 13.010

5. CORE RECONCILIATION DETAIL

	Budget Class	FTE	GR	FED	OTHER	TOTAL	Explanation
TAFP After VETOES							
	PS	0.00	0	0	0	0	
	EE	0.00	2,115,532	0	67,265	2,182,797	
	PD	0.00	0	0	0	0	
	TRF	0.00	0	0	0	0	
	Total	0.00	2,115,532	0	67,265	2,182,797	
One-Times							
	PS	0.00	0	0	0	0	
	EE	0.00	0	0	0	0	
	PD	0.00	0	0	0	0	
	TRF	0.00	0	0	0	0	
	Total	0.00	0	0	0	0	
FY 26 Beginning Core							
	PS	0.00	0	0	0	0	
	EE	0.00	2,115,532	0	67,265	2,182,797	
	PD	0.00	0	0	0	0	
	TRF	0.00	0	0	0	0	
	Total	0.00	2,115,532	0	67,265	2,182,797	
Department Request Adjustments							

CORE DECISION ITEM

Statewide Real Estate Leasing Services

Budget Unit 980046B

-
CORE - HB 13 Real Estate - Secretary of State

Bill Section 13.010

			Budget Class	FTE	GR	FED	OTHER	TOTAL	Explanation
Core Reallocation	CRA.98B.003	17773	EE	0.00	(90,000)	0	0	(90,000)	Reallocation to align budget with planned expenditures and reduce the need for future flex in HB 13.
Net Department Request Adjustments				0.00	(90,000)	0	0	(90,000)	
Department Request Core									
			PS	0.00	0	0	0	0	
			EE	0.00	2,025,532	0	67,265	2,092,797	
			PD	0.00	0	0	0	0	
			TRF	0.00	0	0	0	0	
			Total	0.00	2,025,532	0	67,265	2,092,797	
Governor's Recommended Core									
			PS	0.00	0	0	0	0	
			EE	0.00	0	0	0	0	
			PD	0.00	0	0	0	0	
			TRF	0.00	0	0	0	0	
			Total	0.00	0	0	0	0	

CORE DECISION ITEM

Statewide Real Estate Leasing Services

Budget Unit 980046B

-
CORE - HB 13 Real Estate - Secretary of State

Bill Section 13.010

Summary of the Core by Expenditure Types

Account	FY24 Budget		FY24 Actual		FY25 Budget		FY25 Actual as of 9/30/24		FY26 DTREQ		FY26 GVREC	
	Dollars	FTE	Dollars	FTE	Dollars	FTE	Dollars	FTE	Dollars	FTE	Dollars	FTE
Property and Improvements Expenses	8,510	0.00	0	0.00	8,510	0.00	0	0.00	8,510	0.00	0	0.00
Building Lease Payments Operating	1,621,129	0.00	1,746,801	0.00	2,174,287	0.00	0	0.00	2,084,287	0.00	0	0.00
Total EE	1,629,639	0.00	1,746,801	0.00	2,182,797	0.00	0	0.00	2,092,797	0.00	0	0.00
Grand Total	1,629,639	0.00	1,746,801	0.00	2,182,797	0.00	0	0.00	2,092,797	0.00	0	0.00

CORE DECISION ITEM

Statewide Real Estate Leasing Services

Budget Unit 980024B

-
CORE - HB 13 Real Estate - Auditor

Bill Section 13.005

1. CORE FINANCIAL SUMMARY

	FY 2026 Department Request			
	GR	Federal	Other	Total
PS	0	0	0	0
EE	16,258	0	0	16,258
PSD	1	0	0	1
TRF	0	0	0	0
Total	16,259	0	0	16,259

FTE 0.00 0.00 0.00 0.00

Est. Fringe	0	0	0	0
-------------	---	---	---	---

Note: Fringes budgeted in Appropriation Bill 5 except for certain fringes budgeted directly to MoDOT, Highway Patrol, and Conservation.

	FY 2026 Governor's Recommended			
	GR	Federal	Other	Total
PS	0	0	0	0
EE	0	0	0	0
PSD	0	0	0	0
TRF	0	0	0	0
Total	0	0	0	0

FTE 0.00 0.00 0.00 0.00

Est. Fringe	0	0	0	0
-------------	---	---	---	---

Note: Fringes budgeted in Appropriation Bill 5 except for certain fringes budgeted directly to MoDOT, Highway Patrol, and Conservation.

2. CORE DESCRIPTION

The Division of Facilities Management, Design & Construction (FMDC) is responsible for the oversight and management of three (3) parking lease contracts on behalf of the State Auditor's Office.

3. PROGRAM LISTING (list programs included in this core funding)

N/A

CORE DECISION ITEM

Statewide Real Estate Leasing Services

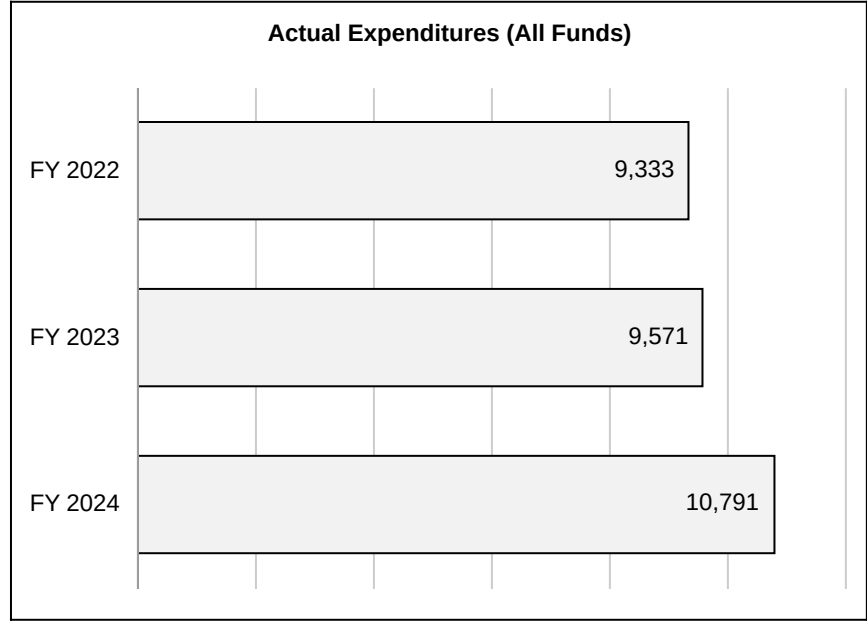
Budget Unit 980024B

-
CORE - HB 13 Real Estate - Auditor

Bill Section 13.005

4. FINANCIAL HISTORY

	FY 2022	FY 2023	FY 2024	FY 2025
	Actual	Actual	Actual	Current Yr. as of 9/30/24
Appropriations (All Funds)	12,283	13,327	16,243	16,259
Less Reverted (All Funds)	(368)	(400)	(487)	(488)
Less Restricted (All Funds)*	0	0	0	0
Less Transfers Out	0	0	0	0
Plus Transfers In	0	0	0	0
Budget Authority (All Funds)	11,915	12,927	15,756	15,771
Actual Expenditures (all Fund)	9,333	9,571	10,791	N/A
Unexpended (All Funds)	2,582	3,356	4,965	N/A
Unexpended by Fund:				
General Revenue	2,582	3,356	4,965	N/A
Federal	0	0	0	N/A
Other	0	0	0	N/A



*Restricted amount is as of

Reverted includes the statutory three-percent reserve amount (when applicable).

Restricted includes any Governor's Expenditure Restrictions which remained at the end of the fiscal year (when applicable).

CORE DECISION ITEM

Statewide Real Estate Leasing Services

Budget Unit 980024B

-
CORE - HB 13 Real Estate - Auditor

Bill Section 13.005

5. CORE RECONCILIATION DETAIL

	Budget Class	FTE	GR	FED	OTHER	TOTAL	Explanation
TAFP After VETOES							
	PS	0.00	0	0	0	0	
	EE	0.00	16,258	0	0	16,258	
	PD	0.00	1	0	0	1	
	TRF	0.00	0	0	0	0	
	Total	0.00	16,259	0	0	16,259	
One-Times							
	PS	0.00	0	0	0	0	
	EE	0.00	0	0	0	0	
	PD	0.00	0	0	0	0	
	TRF	0.00	0	0	0	0	
	Total	0.00	0	0	0	0	
FY 26 Beginning Core							
	PS	0.00	0	0	0	0	
	EE	0.00	16,258	0	0	16,258	
	PD	0.00	1	0	0	1	
	TRF	0.00	0	0	0	0	
	Total	0.00	16,259	0	0	16,259	
Department Request Adjustments							

CORE DECISION ITEM

Statewide Real Estate Leasing Services

Budget Unit 980024B

-
CORE - HB 13 Real Estate - Auditor

Bill Section 13.005

	Budget Class	FTE	GR	FED	OTHER	TOTAL	Explanation
Net Department Request Adjustments		0.00	0	0	0	0	
Department Request Core							
	PS	0.00	0	0	0	0	
	EE	0.00	16,258	0	0	16,258	
	PD	0.00	1	0	0	1	
	TRF	0.00	0	0	0	0	
	Total	0.00	16,259	0	0	16,259	
Governor's Recommended Core							
	PS	0.00	0	0	0	0	
	EE	0.00	0	0	0	0	
	PD	0.00	0	0	0	0	
	TRF	0.00	0	0	0	0	
	Total	0.00	0	0	0	0	

CORE DECISION ITEM

Statewide Real Estate Leasing Services

Budget Unit 980024B

-
CORE - HB 13 Real Estate - Auditor

Bill Section 13.005

Summary of the Core by Expenditure Types

Account	FY24 Budget		FY24 Actual		FY25 Budget		FY25 Actual as of 9/30/24		FY26 DTREQ		FY26 GVREC	
	Dollars	FTE	Dollars	FTE	Dollars	FTE	Dollars	FTE	Dollars	FTE	Dollars	FTE
Fuel and Utilities	238	0.00	0	0.00	238	0.00	0	0.00	238	0.00	0	0.00
Supplies	1	0.00	0	0.00	1	0.00	0	0.00	1	0.00	0	0.00
Communications Services and Supplies	1	0.00	0	0.00	1	0.00	0	0.00	1	0.00	0	0.00
Professional Services	1	0.00	0	0.00	1	0.00	0	0.00	1	0.00	0	0.00
Housekeeping and Janitorial Services	904	0.00	0	0.00	904	0.00	0	0.00	904	0.00	0	0.00
Property and Improvements Expenses	6	0.00	0	0.00	6	0.00	0	0.00	6	0.00	0	0.00
Building Lease Payments Operating	15,092	0.00	10,791	0.00	15,107	0.00	861	0.00	15,107	0.00	0	0.00
Total EE	16,243	0.00	10,791	0.00	16,258	0.00	861	0.00	16,258	0.00	0	0.00
Debt Service Expenses	0	0.00	0	0.00	1	0.00	0	0.00	1	0.00	0	0.00
Total PSD	0	0.00	0	0.00	1	0.00	0	0.00	1	0.00	0	0.00
Grand Total	16,243	0.00	10,791	0.00	16,259	0.00	861	0.00	16,259	0.00	0	0.00

CORE DECISION ITEM

Statewide Real Estate Leasing Services

Budget Unit 980047B

-
CORE - HB 13 Real Estate - Auditor

Bill Section 13.010

1. CORE FINANCIAL SUMMARY

	FY 2026 Department Request			
	GR	Federal	Other	Total
PS	0	0	0	0
EE	460,654	0	0	460,654
PSD	0	0	0	0
TRF	0	0	0	0
Total	460,654	0	0	460,654

FTE **0.00** **0.00** **0.00** **0.00**

Est. Fringe	0	0	0	0
--------------------	---	---	---	---

Note: Fringes budgeted in Appropriation Bill 5 except for certain fringes budgeted directly to MoDOT, Highway Patrol, and Conservation.

	FY 2026 Governor's Recommended			
	GR	Federal	Other	Total
PS	0	0	0	0
EE	0	0	0	0
PSD	0	0	0	0
TRF	0	0	0	0
Total	0	0	0	0

FTE **0.00** **0.00** **0.00** **0.00**

Est. Fringe	0	0	0	0
--------------------	---	---	---	---

Note: Fringes budgeted in Appropriation Bill 5 except for certain fringes budgeted directly to MoDOT, Highway Patrol, and Conservation.

2. CORE DESCRIPTION

The Division of Facilities Management, Design & Construction (FMDC) is responsible for the oversight and management of nearly thirty-two thousand (32,000) sq ft. of state-owned space on behalf of the State Auditor's Office.

3. PROGRAM LISTING (list programs included in this core funding)

N/A

CORE DECISION ITEM

Statewide Real Estate Leasing Services

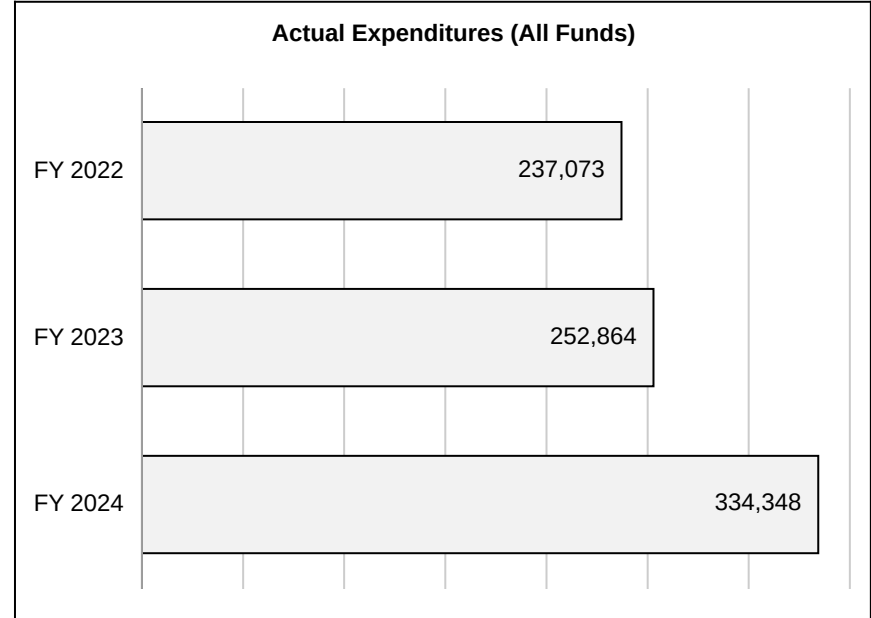
Budget Unit 980047B

-
CORE - HB 13 Real Estate - Auditor

Bill Section 13.010

4. FINANCIAL HISTORY

	FY 2022	FY 2023	FY 2024	FY 2025
	Actual	Actual	Actual	Current Yr. as of 9/30/24
Appropriations (All Funds)	193,468	285,777	348,461	460,654
Less Reverted (All Funds)	(5,642)	(8,317)	(10,454)	(13,820)
Less Restricted (All Funds)*	0	0	0	0
Less Transfers Out	0	0	0	0
Plus Transfers In	0	0	0	0
Budget Authority (All Funds)	187,826	277,460	338,007	446,834
Actual Expenditures (all Fund)	237,073	252,864	334,348	N/A
Unexpended (All Funds)	(49,247)	24,596	3,659	N/A
Unexpended by Fund:				
General Revenue	(49,247)	24,596	3,659	N/A
Federal	0	0	0	N/A
Other	0	0	0	N/A



*Restricted amount is as of

Reverted includes the statutory three-percent reserve amount (when applicable).

Restricted includes any Governor's Expenditure Restrictions which remained at the end of the fiscal year (when applicable).

CORE DECISION ITEM

Statewide Real Estate Leasing Services

Budget Unit 980047B

-
CORE - HB 13 Real Estate - Auditor

Bill Section 13.010

5. CORE RECONCILIATION DETAIL

	Budget Class	FTE	GR	FED	OTHER	TOTAL	Explanation
TAFP After VETOES							
	PS	0.00	0	0	0	0	
	EE	0.00	460,654	0	0	460,654	
	PD	0.00	0	0	0	0	
	TRF	0.00	0	0	0	0	
	Total	0.00	460,654	0	0	460,654	
One-Times							
	PS	0.00	0	0	0	0	
	EE	0.00	0	0	0	0	
	PD	0.00	0	0	0	0	
	TRF	0.00	0	0	0	0	
	Total	0.00	0	0	0	0	
FY 26 Beginning Core							
	PS	0.00	0	0	0	0	
	EE	0.00	460,654	0	0	460,654	
	PD	0.00	0	0	0	0	
	TRF	0.00	0	0	0	0	
	Total	0.00	460,654	0	0	460,654	
Department Request Adjustments							

CORE DECISION ITEM

Statewide Real Estate Leasing Services

Budget Unit 980047B

-
CORE - HB 13 Real Estate - Auditor

Bill Section 13.010

	Budget Class	FTE	GR	FED	OTHER	TOTAL	Explanation
Net Department Request Adjustments		0.00	0	0	0	0	
Department Request Core							
	PS	0.00	0	0	0	0	
	EE	0.00	460,654	0	0	460,654	
	PD	0.00	0	0	0	0	
	TRF	0.00	0	0	0	0	
	Total	0.00	460,654	0	0	460,654	
Governor's Recommended Core							
	PS	0.00	0	0	0	0	
	EE	0.00	0	0	0	0	
	PD	0.00	0	0	0	0	
	TRF	0.00	0	0	0	0	
	Total	0.00	0	0	0	0	

CORE DECISION ITEM

Statewide Real Estate Leasing Services

Budget Unit 980047B

-
CORE - HB 13 Real Estate - Auditor

Bill Section 13.010

Summary of the Core by Expenditure Types

Account	FY24 Budget		FY24 Actual		FY25 Budget		FY25 Actual as of 9/30/24		FY26 DTREQ		FY26 GVREC	
	Dollars	FTE	Dollars	FTE	Dollars	FTE	Dollars	FTE	Dollars	FTE	Dollars	FTE
Fuel and Utilities	0	0.00	0	0.00	11,654	0.00	0	0.00	11,654	0.00	0	0.00
Housekeeping and Janitorial Services	0	0.00	0	0.00	11,513	0.00	0	0.00	11,513	0.00	0	0.00
Property and Improvements Expenses	1,641	0.00	0	0.00	1,641	0.00	0	0.00	1,641	0.00	0	0.00
Building Lease Payments Operating	346,820	0.00	334,348	0.00	435,846	0.00	0	0.00	435,846	0.00	0	0.00
Total EE	348,461	0.00	334,348	0.00	460,654	0.00	0	0.00	460,654	0.00	0	0.00
Grand Total	348,461	0.00	334,348	0.00	460,654	0.00	0	0.00	460,654	0.00	0	0.00

CORE DECISION ITEM

Statewide Real Estate Leasing Services

Budget Unit 980049B

-
CORE - HB 13 Real Estate - Treasurer

Bill Section 13.010

1. CORE FINANCIAL SUMMARY

	FY 2026 Department Request			
	GR	Federal	Other	Total
PS	0	0	0	0
EE	0	0	269,982	269,982
PSD	0	0	0	0
TRF	0	0	0	0
Total	0	0	269,982	269,982

FTE **0.00** **0.00** **0.00** **0.00**

Est. Fringe	0	0	0	0
--------------------	---	---	---	---

Note: Fringes budgeted in Appropriation Bill 5 except for certain fringes budgeted directly to MoDOT, Highway Patrol, and Conservation.

Other Funds: 1164:State Treasurer's General Operations Fund

	FY 2026 Governor's Recommended			
	GR	Federal	Other	Total
PS	0	0	0	0
EE	0	0	0	0
PSD	0	0	0	0
TRF	0	0	0	0
Total	0	0	0	0

FTE **0.00** **0.00** **0.00** **0.00**

Est. Fringe	0	0	0	0
--------------------	---	---	---	---

Note: Fringes budgeted in Appropriation Bill 5 except for certain fringes budgeted directly to MoDOT, Highway Patrol, and Conservation.

2. CORE DESCRIPTION

The Division of Facilities Management, Design & Construction (FMDC) is responsible for the oversight and management of approximately twenty-six thousand (26,000) sq. ft. of state-owned office space on behalf of the Office of State Treasurer.

3. PROGRAM LISTING (list programs included in this core funding)

N/A

CORE DECISION ITEM

Statewide Real Estate Leasing Services

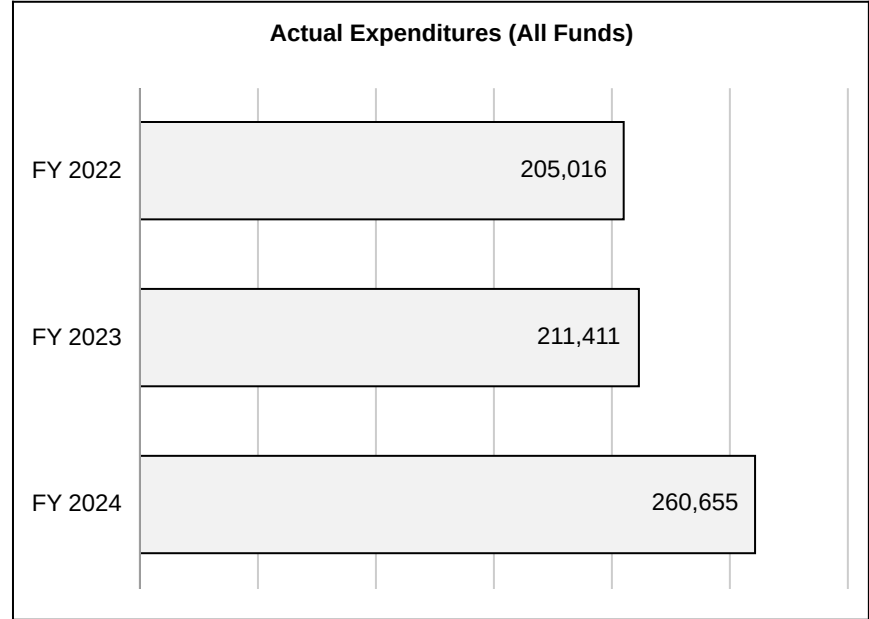
Budget Unit 980049B

-
CORE - HB 13 Real Estate - Treasurer

Bill Section 13.010

4. FINANCIAL HISTORY

	FY 2022	FY 2023	FY 2024	FY 2025
	Actual	Actual	Actual	Current Yr. as of 9/30/24
Appropriations (All Funds)	190,489	214,609	267,249	269,982
Less Reverted (All Funds)	0	0	0	0
Less Restricted (All Funds)*	0	0	0	0
Less Transfers Out	0	0	0	0
Plus Transfers In	0	0	0	0
Budget Authority (All Funds)	190,489	214,609	267,249	269,982
Actual Expenditures (all Fund)	205,016	211,411	260,655	N/A
Unexpended (All Funds)	(14,527)	3,198	6,594	N/A
Unexpended by Fund:				
General Revenue	0	0	0	N/A
Federal	0	0	0	N/A
Other	(14,527)	3,198	6,594	N/A



*Restricted amount is as of

Reverted includes the statutory three-percent reserve amount (when applicable).

Restricted includes any Governor's Expenditure Restrictions which remained at the end of the fiscal year (when applicable).

CORE DECISION ITEM

Statewide Real Estate Leasing Services

Budget Unit 980049B

-
CORE - HB 13 Real Estate - Treasurer

Bill Section 13.010

5. CORE RECONCILIATION DETAIL

	Budget Class	FTE	GR	FED	OTHER	TOTAL	Explanation
TAFP After VETOES							
	PS	0.00	0	0	0	0	
	EE	0.00	0	0	269,982	269,982	
	PD	0.00	0	0	0	0	
	TRF	0.00	0	0	0	0	
	Total	0.00	0	0	269,982	269,982	
One-Times							
	PS	0.00	0	0	0	0	
	EE	0.00	0	0	0	0	
	PD	0.00	0	0	0	0	
	TRF	0.00	0	0	0	0	
	Total	0.00	0	0	0	0	
FY 26 Beginning Core							
	PS	0.00	0	0	0	0	
	EE	0.00	0	0	269,982	269,982	
	PD	0.00	0	0	0	0	
	TRF	0.00	0	0	0	0	
	Total	0.00	0	0	269,982	269,982	
Department Request Adjustments							

CORE DECISION ITEM

Statewide Real Estate Leasing Services

Budget Unit 980049B

-
CORE - HB 13 Real Estate - Treasurer

Bill Section 13.010

	Budget Class	FTE	GR	FED	OTHER	TOTAL	Explanation
Net Department Request Adjustments		0.00	0	0	0	0	
Department Request Core							
	PS	0.00	0	0	0	0	
	EE	0.00	0	0	269,982	269,982	
	PD	0.00	0	0	0	0	
	TRF	0.00	0	0	0	0	
	Total	0.00	0	0	269,982	269,982	
Governor's Recommended Core							
	PS	0.00	0	0	0	0	
	EE	0.00	0	0	0	0	
	PD	0.00	0	0	0	0	
	TRF	0.00	0	0	0	0	
	Total	0.00	0	0	0	0	

CORE DECISION ITEM

Statewide Real Estate Leasing Services

Budget Unit 980049B

-
CORE - HB 13 Real Estate - Treasurer

Bill Section 13.010

Summary of the Core by Expenditure Types

Account	FY24 Budget		FY24 Actual		FY25 Budget		FY25 Actual as of 9/30/24		FY26 DTREQ		FY26 GVREC	
	Dollars	FTE	Dollars	FTE	Dollars	FTE	Dollars	FTE	Dollars	FTE	Dollars	FTE
Property and Improvements Expenses	1,679	0.00	0	0.00	1,679	0.00	0	0.00	1,679	0.00	0	0.00
Building Lease Payments Operating	265,570	0.00	260,655	0.00	268,303	0.00	0	0.00	268,303	0.00	0	0.00
Total EE	267,249	0.00	260,655	0.00	269,982	0.00	0	0.00	269,982	0.00	0	0.00
Grand Total	267,249	0.00	260,655	0.00	269,982	0.00	0	0.00	269,982	0.00	0	0.00

CORE DECISION ITEM

Statewide Real Estate Leasing Services

Budget Unit 980025B

CORE - HB 13 Real Estate - Court of Appeals and State Court

Bill Section 13.005

1. CORE FINANCIAL SUMMARY

	FY 2026 Department Request			
	GR	Federal	Other	Total
PS	0	0	0	0
EE	2,659,045	27,151	173,237	2,859,433
PSD	1	1	1	3
TRF	0	0	0	0
Total	2,659,046	27,152	173,238	2,859,436

FTE	0.00	0.00	0.00	0.00
------------	-------------	-------------	-------------	-------------

Est. Fringe	0	0	0	0
--------------------	---	---	---	---

Note: Fringes budgeted in Appropriation Bill 5 except for certain fringes budgeted directly to MoDOT, Highway Patrol, and Conservation.

Federal Funds: 1137:Judiciary Federal
 Other Funds: 1847:Judiciary Education and Training Fund

	FY 2026 Governor's Recommended			
	GR	Federal	Other	Total
PS	0	0	0	0
EE	0	0	0	0
PSD	0	0	0	0
TRF	0	0	0	0
Total	0	0	0	0

FTE	0.00	0.00	0.00	0.00
------------	-------------	-------------	-------------	-------------

Est. Fringe	0	0	0	0
--------------------	---	---	---	---

Note: Fringes budgeted in Appropriation Bill 5 except for certain fringes budgeted directly to MoDOT, Highway Patrol, and Conservation.

2. CORE DESCRIPTION

The Division of Facilities Management, Design & Construction (FMDC) is responsible for the oversight and management of five (5) lease contracts, totaling approximately one hundred thirty thousand (130,000) sq. ft. of space on behalf of the Court of Appeals and State Court Administrator.

3. PROGRAM LISTING (list programs included in this core funding)

N/A

CORE DECISION ITEM

Statewide Real Estate Leasing Services

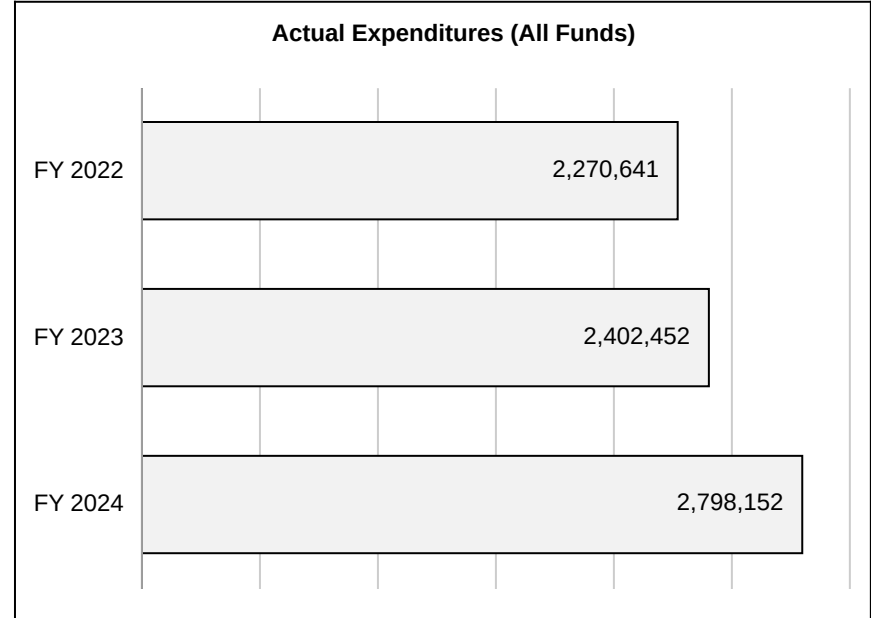
Budget Unit 980025B

CORE - HB 13 Real Estate - Court of Appeals and State Court

Bill Section 13.005

4. FINANCIAL HISTORY

	FY 2022	FY 2023	FY 2024	FY 2025
	Actual	Actual	Actual	Current Yr. as of 9/30/24
Appropriations (All Funds)	2,678,575	2,106,247	2,862,310	2,856,436
Less Reverted (All Funds)	(75,687)	(58,120)	(79,863)	(79,681)
Less Restricted (All Funds)*	0	0	0	0
Less Transfers Out	0	0	(105,154)	0
Plus Transfers In	0	0	205,000	0
Budget Authority (All Funds)	2,602,888	2,048,127	2,882,293	2,776,755
Actual Expenditures (all Fund)	2,270,641	2,402,452	2,798,152	N/A
Unexpended (All Funds)	332,247	(354,325)	84,141	N/A
Unexpended by Fund:				
General Revenue	319,817	(375,406)	35,701	N/A
Federal	1,818	3,172	6,481	N/A
Other	10,612	17,909	41,959	N/A



*Restricted amount is as of

Reverted includes the statutory three-percent reserve amount (when applicable).

Restricted includes any Governor's Expenditure Restrictions which remained at the end of the fiscal year (when applicable).

CORE DECISION ITEM

Statewide Real Estate Leasing Services

Budget Unit 980025B

-
CORE - HB 13 Real Estate - Court of Appeals and State Court

Bill Section 13.005

5. CORE RECONCILIATION DETAIL

	Budget Class	FTE	GR	FED	OTHER	TOTAL	Explanation
TAFP After VETOES							
	PS	0.00	0	0	0	0	
	EE	0.00	2,656,045	27,151	173,237	2,856,433	
	PD	0.00	1	1	1	3	
	TRF	0.00	0	0	0	0	
	Total	0.00	2,656,046	27,152	173,238	2,856,436	
One-Times							
	PS	0.00	0	0	0	0	
	EE	0.00	0	0	0	0	
	PD	0.00	0	0	0	0	
	TRF	0.00	0	0	0	0	
	Total	0.00	0	0	0	0	
FY 26 Beginning Core							
	PS	0.00	0	0	0	0	
	EE	0.00	2,656,045	27,151	173,237	2,856,433	
	PD	0.00	1	1	1	3	
	TRF	0.00	0	0	0	0	
	Total	0.00	2,656,046	27,152	173,238	2,856,436	
Department Request Adjustments							

CORE DECISION ITEM

Statewide Real Estate Leasing Services

Budget Unit 980025B

-

CORE - HB 13 Real Estate - Court of Appeals and State Court

Bill Section 13.005

			Budget Class	FTE	GR	FED	OTHER	TOTAL	Explanation
Core Reallocation	CRA.98B.001	16083	EE	0.00	2,000	0	0	2,000	Reallocation to align budget with planned expenditures and reduce the need for future flex within HB 13.
Core Reallocation	CRA.98B.003	16083	EE	0.00	1,000	0	0	1,000	Reallocation to align budget with planned expenditures and reduce the need for future flex in HB 13.
Net Department Request Adjustments				0.00	3,000	0	0	3,000	
Department Request Core									
			PS	0.00	0	0	0	0	
			EE	0.00	2,659,045	27,151	173,237	2,859,433	
			PD	0.00	1	1	1	3	
			TRF	0.00	0	0	0	0	
Total				0.00	2,659,046	27,152	173,238	2,859,436	
Governor's Recommended Core									
			PS	0.00	0	0	0	0	
			EE	0.00	0	0	0	0	
			PD	0.00	0	0	0	0	
			TRF	0.00	0	0	0	0	
Total				0.00	0	0	0	0	

CORE DECISION ITEM

Statewide Real Estate Leasing Services

Budget Unit 980025B

-
CORE - HB 13 Real Estate - Court of Appeals and State Court

Bill Section 13.005

Summary of the Core by Expenditure Types

Account	FY24 Budget		FY24 Actual		FY25 Budget		FY25 Actual as of 9/30/24		FY26 DTREQ		FY26 GVREC	
	Dollars	FTE	Dollars	FTE	Dollars	FTE	Dollars	FTE	Dollars	FTE	Dollars	FTE
Fuel and Utilities	120,842	0.00	177,868	0.00	119,556	0.00	0	0.00	121,556	0.00	0	0.00
Supplies	102	0.00	0	0.00	102	0.00	0	0.00	102	0.00	0	0.00
Communications Services and Supplies	102	0.00	0	0.00	102	0.00	0	0.00	102	0.00	0	0.00
Professional Services	300	0.00	276,623	0.00	207	0.00	0	0.00	207	0.00	0	0.00
Housekeeping and Janitorial Services	331,778	0.00	88,741	0.00	331,664	0.00	0	0.00	331,664	0.00	0	0.00
Property and Improvements Expenses	2,030	0.00	0	0.00	2,030	0.00	0	0.00	2,030	0.00	0	0.00
Building Lease Payments Operating	2,407,156	0.00	728,223	0.00	2,402,772	0.00	183,161	0.00	2,403,772	0.00	0	0.00
Total EE	2,862,310	0.00	1,271,454	0.00	2,856,433	0.00	183,161	0.00	2,859,433	0.00	0	0.00
Debt Service Expenses	0	0.00	1,526,698	0.00	3	0.00	0	0.00	3	0.00	0	0.00
Total PSD	0	0.00	1,526,698	0.00	3	0.00	0	0.00	3	0.00	0	0.00
Grand Total	2,862,310	0.00	2,798,152	0.00	2,856,436	0.00	183,161	0.00	2,859,436	0.00	0	0.00

CORE DECISION ITEM

Statewide Real Estate Leasing Services

Budget Unit 980050B

CORE - HB 13 Real Estate - Court of Appeals and State Court

Bill Section 13.010

1. CORE FINANCIAL SUMMARY

	FY 2026 Department Request			
	GR	Federal	Other	Total
PS	0	0	0	0
EE	387,410	0	0	387,410
PSD	0	0	0	0
TRF	0	0	0	0
Total	387,410	0	0	387,410

FTE	0.00	0.00	0.00	0.00
------------	-------------	-------------	-------------	-------------

Est. Fringe	0	0	0	0
--------------------	---	---	---	---

Note: Fringes budgeted in Appropriation Bill 5 except for certain fringes budgeted directly to MoDOT, Highway Patrol, and Conservation.

	FY 2026 Governor's Recommended			
	GR	Federal	Other	Total
PS	0	0	0	0
EE	0	0	0	0
PSD	0	0	0	0
TRF	0	0	0	0
Total	0	0	0	0

FTE	0.00	0.00	0.00	0.00
------------	-------------	-------------	-------------	-------------

Est. Fringe	0	0	0	0
--------------------	---	---	---	---

Note: Fringes budgeted in Appropriation Bill 5 except for certain fringes budgeted directly to MoDOT, Highway Patrol, and Conservation.

2. CORE DESCRIPTION

The Division of Facilities Management, Design & Construction (FMDC) is responsible for the oversight and management of approximately forty-nine thousand (49,000) sq. ft. of state-owned space on behalf of the Court of Appeals and State Court Administrator.

3. PROGRAM LISTING (list programs included in this core funding)

N/A

CORE DECISION ITEM

Statewide Real Estate Leasing Services

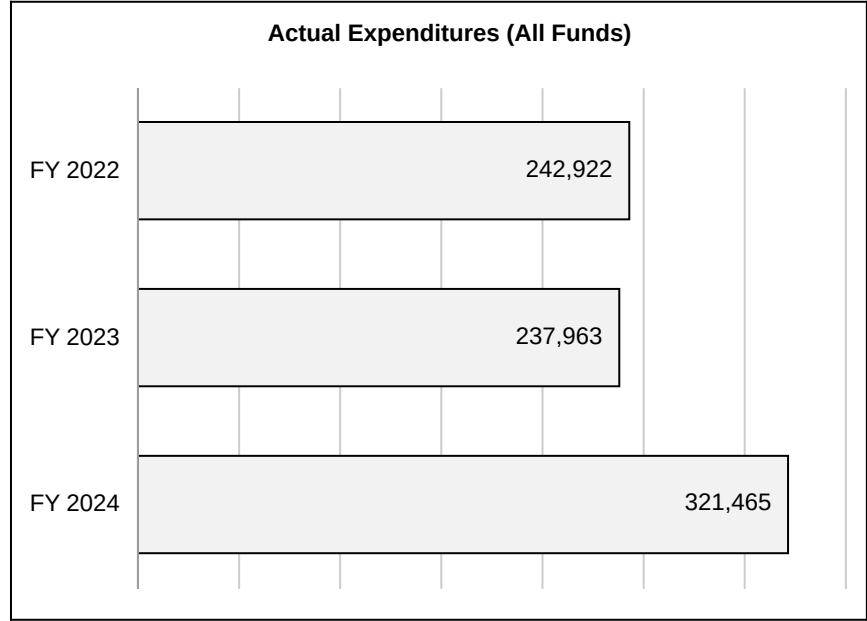
Budget Unit 980050B

CORE - HB 13 Real Estate - Court of Appeals and State Court

Bill Section 13.010

4. FINANCIAL HISTORY

	FY 2022	FY 2023	FY 2024	FY 2025
	Actual	Actual	Actual	Current Yr. as of 9/30/24
Appropriations (All Funds)	249,721	371,681	384,139	390,410
Less Reverted (All Funds)	(7,283)	(10,818)	(11,524)	(11,712)
Less Restricted (All Funds)*	0	0	0	0
Less Transfers Out	0	0	0	0
Plus Transfers In	0	0	0	0
Budget Authority (All Funds)	242,438	360,863	372,615	378,698
Actual Expenditures (all Fund)	242,922	237,963	321,465	N/A
Unexpended (All Funds)	(484)	122,900	51,150	N/A
Unexpended by Fund:				
General Revenue	(484)	122,900	51,150	N/A
Federal	0	0	0	N/A
Other	0	0	0	N/A



*Restricted amount is as of

Reverted includes the statutory three-percent reserve amount (when applicable).

Restricted includes any Governor's Expenditure Restrictions which remained at the end of the fiscal year (when applicable).

CORE DECISION ITEM

Statewide Real Estate Leasing Services

Budget Unit 980050B

-
CORE - HB 13 Real Estate - Court of Appeals and State Court

Bill Section 13.010

5. CORE RECONCILIATION DETAIL

	Budget Class	FTE	GR	FED	OTHER	TOTAL	Explanation
TAFP After VETOES							
	PS	0.00	0	0	0	0	
	EE	0.00	390,410	0	0	390,410	
	PD	0.00	0	0	0	0	
	TRF	0.00	0	0	0	0	
	Total	0.00	390,410	0	0	390,410	
One-Times							
	PS	0.00	0	0	0	0	
	EE	0.00	0	0	0	0	
	PD	0.00	0	0	0	0	
	TRF	0.00	0	0	0	0	
	Total	0.00	0	0	0	0	
FY 26 Beginning Core							
	PS	0.00	0	0	0	0	
	EE	0.00	390,410	0	0	390,410	
	PD	0.00	0	0	0	0	
	TRF	0.00	0	0	0	0	
	Total	0.00	390,410	0	0	390,410	
Department Request Adjustments							

CORE DECISION ITEM

Statewide Real Estate Leasing Services

Budget Unit 980050B

-

CORE - HB 13 Real Estate - Court of Appeals and State Court

Bill Section 13.010

			Budget Class	FTE	GR	FED	OTHER	TOTAL	Explanation
Core Reallocation	CRA.98B.001	17789	EE	0.00	(2,000)	0	0	(2,000)	Reallocation to align budget with planned expenditures and reduce the need for future flex within HB 13.
Core Reallocation	CRA.98B.003	17789	EE	0.00	(1,000)	0	0	(1,000)	Reallocation to align budget with planned expenditures and reduce the need for future flex in HB 13.
Net Department Request Adjustments				0.00	(3,000)	0	0	(3,000)	
Department Request Core									
			PS	0.00	0	0	0	0	
			EE	0.00	387,410	0	0	387,410	
			PD	0.00	0	0	0	0	
			TRF	0.00	0	0	0	0	
Total				0.00	387,410	0	0	387,410	
Governor's Recommended Core									
			PS	0.00	0	0	0	0	
			EE	0.00	0	0	0	0	
			PD	0.00	0	0	0	0	
			TRF	0.00	0	0	0	0	
Total				0.00	0	0	0	0	

CORE DECISION ITEM

Statewide Real Estate Leasing Services

Budget Unit 980050B

-
CORE - HB 13 Real Estate - Court of Appeals and State Court

Bill Section 13.010

Summary of the Core by Expenditure Types

Account	FY24 Budget		FY24 Actual		FY25 Budget		FY25 Actual as of 9/30/24		FY26 DTREQ		FY26 GVREC	
	Dollars	FTE	Dollars	FTE	Dollars	FTE	Dollars	FTE	Dollars	FTE	Dollars	FTE
Property and Improvements Expenses	2,093	0.00	0	0.00	2,093	0.00	0	0.00	2,093	0.00	0	0.00
Building Lease Payments Operating	382,046	0.00	321,465	0.00	388,317	0.00	0	0.00	385,317	0.00	0	0.00
Total EE	384,139	0.00	321,465	0.00	390,410	0.00	0	0.00	387,410	0.00	0	0.00
Grand Total	384,139	0.00	321,465	0.00	390,410	0.00	0	0.00	387,410	0.00	0	0.00

CORE DECISION ITEM

Statewide Real Estate Leasing Services

Budget Unit 980059B

-
CORE - HB 13 Real Estate - RATF

Bill Section 13.020

1. CORE FINANCIAL SUMMARY

	FY 2026 Department Request			
	GR	Federal	Other	Total
PS	0	0	0	0
EE	0	0	1,528,026	1,528,026
PSD	0	0	0	0
TRF	0	0	0	0
Total	0	0	1,528,026	1,528,026

FTE **0.00** **0.00** **0.00** **0.00**

Est. Fringe	0	0	0	0
--------------------	---	---	---	---

Note: Fringes budgeted in Appropriation Bill 5 except for certain fringes budgeted directly to MoDOT, Highway Patrol, and Conservation.

Other Funds: 1505:Office of Administration Revolving Administrative Trust

	FY 2026 Governor's Recommended			
	GR	Federal	Other	Total
PS	0	0	0	0
EE	0	0	0	0
PSD	0	0	0	0
TRF	0	0	0	0
Total	0	0	0	0

FTE **0.00** **0.00** **0.00** **0.00**

Est. Fringe	0	0	0	0
--------------------	---	---	---	---

Note: Fringes budgeted in Appropriation Bill 5 except for certain fringes budgeted directly to MoDOT, Highway Patrol, and Conservation.

2. CORE DESCRIPTION

The Division of Facilities Management, Design & Construction (FMDC) is responsible for the payment and billings for non-state agencies leasing space within state owned and leased facilities to include utility and janitorial payments. In order to make timely payments for these services, FMDC processes payments through the OA RATF and then bills the appropriate non-state tenant agencies for their share of the costs.

3. PROGRAM LISTING (list programs included in this core funding)

N/A

CORE DECISION ITEM

Statewide Real Estate Leasing Services

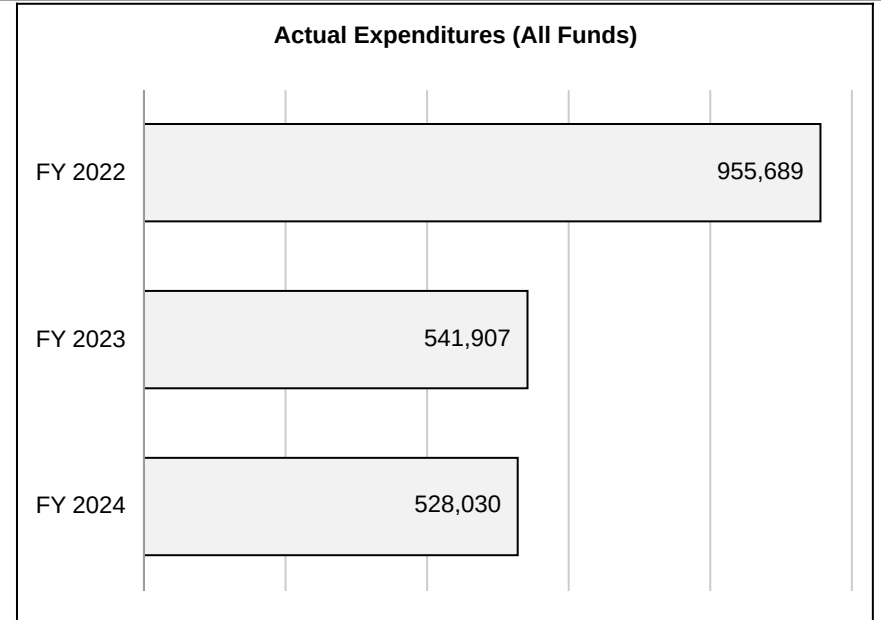
Budget Unit 980059B

-
CORE - HB 13 Real Estate - RATF

Bill Section 13.020

4. FINANCIAL HISTORY

	FY 2022	FY 2023	FY 2024	FY 2025
	Actual	Actual	Actual	Current Yr. as of 9/30/24
Appropriations (All Funds)	1,500,000	1,528,026	1,528,026	1,528,026
Less Reverted (All Funds)	0	0	0	0
Less Restricted (All Funds)*	0	0	0	0
Less Transfers Out	0	0	0	0
Plus Transfers In	0	0	0	0
Budget Authority (All Funds)	1,500,000	1,528,026	1,528,026	1,528,026
Actual Expenditures (all Fund)	955,689	541,907	528,030	N/A
Unexpended (All Funds)	544,311	986,119	999,996	N/A
Unexpended by Fund:				
General Revenue	0	0	0	N/A
Federal	0	0	0	N/A
Other	544,311	986,119	999,996	N/A



*Restricted amount is as of

Reverted includes the statutory three-percent reserve amount (when applicable).

Restricted includes any Governor's Expenditure Restrictions which remained at the end of the fiscal year (when applicable).

CORE DECISION ITEM

Statewide Real Estate Leasing Services

Budget Unit 980059B

-
CORE - HB 13 Real Estate - RATF

Bill Section 13.020

5. CORE RECONCILIATION DETAIL

	Budget Class	FTE	GR	FED	OTHER	TOTAL	Explanation
TAFP After VETOES							
	PS	0.00	0	0	0	0	
	EE	0.00	0	0	1,528,026	1,528,026	
	PD	0.00	0	0	0	0	
	TRF	0.00	0	0	0	0	
	Total	0.00	0	0	1,528,026	1,528,026	
One-Times							
	PS	0.00	0	0	0	0	
	EE	0.00	0	0	0	0	
	PD	0.00	0	0	0	0	
	TRF	0.00	0	0	0	0	
	Total	0.00	0	0	0	0	
FY 26 Beginning Core							
	PS	0.00	0	0	0	0	
	EE	0.00	0	0	1,528,026	1,528,026	
	PD	0.00	0	0	0	0	
	TRF	0.00	0	0	0	0	
	Total	0.00	0	0	1,528,026	1,528,026	
Department Request Adjustments							

CORE DECISION ITEM

Statewide Real Estate Leasing Services

Budget Unit 980059B

-
CORE - HB 13 Real Estate - RATF

Bill Section 13.020

	Budget Class	FTE	GR	FED	OTHER	TOTAL	Explanation
Net Department Request Adjustments		0.00	0	0	0	0	
Department Request Core							
	PS	0.00	0	0	0	0	
	EE	0.00	0	0	1,528,026	1,528,026	
	PD	0.00	0	0	0	0	
	TRF	0.00	0	0	0	0	
	Total	0.00	0	0	1,528,026	1,528,026	
Governor's Recommended Core							
	PS	0.00	0	0	0	0	
	EE	0.00	0	0	0	0	
	PD	0.00	0	0	0	0	
	TRF	0.00	0	0	0	0	
	Total	0.00	0	0	0	0	

CORE DECISION ITEM

Statewide Real Estate Leasing Services

Budget Unit 980059B

CORE - HB 13 Real Estate - RATF

Bill Section 13.020

Summary of the Core by Expenditure Types

Account	FY24 Budget		FY24 Actual		FY25 Budget		FY25 Actual as of 9/30/24		FY26 DTREQ		FY26 GVREC	
	Dollars	FTE	Dollars	FTE	Dollars	FTE	Dollars	FTE	Dollars	FTE	Dollars	FTE
Fuel and Utilities	41,510	0.00	374	0.00	41,510	0.00	0	0.00	41,510	0.00	0	0.00
Building Lease Payments Operating	1,349,916	0.00	0	0.00	1,349,916	0.00	0	0.00	1,349,916	0.00	0	0.00
Rebillable Expenses	136,600	0.00	527,656	0.00	136,600	0.00	0	0.00	136,600	0.00	0	0.00
Total EE	1,528,026	0.00	528,030	0.00	1,528,026	0.00	0	0.00	1,528,026	0.00	0	0.00
Grand Total	1,528,026	0.00	528,030	0.00	1,528,026	0.00	0	0.00	1,528,026	0.00	0	0.00

CORE DECISION ITEM

Statewide Real Estate Leasing Services

Budget Unit 980060B

-
CORE - HB 13 Real Estate - FMDC

Bill Section 13.025

1. CORE FINANCIAL SUMMARY

	FY 2026 Department Request			
	GR	Federal	Other	Total
PS	0	0	0	0
EE	0	0	0	0
PSD	0	0	0	0
TRF	1	0	0	1
Total	1	0	0	1

FTE	0.00	0.00	0.00	0.00
------------	-------------	-------------	-------------	-------------

Est. Fringe	0	0	0	0
--------------------	---	---	---	---

Note: Fringes budgeted in Appropriation Bill 5 except for certain fringes budgeted directly to MoDOT, Highway Patrol, and Conservation.

	FY 2026 Governor's Recommended			
	GR	Federal	Other	Total
PS	0	0	0	0
EE	0	0	0	0
PSD	0	0	0	0
TRF	0	0	0	0
Total	0	0	0	0

FTE	0.00	0.00	0.00	0.00
------------	-------------	-------------	-------------	-------------

Est. Fringe	0	0	0	0
--------------------	---	---	---	---

Note: Fringes budgeted in Appropriation Bill 5 except for certain fringes budgeted directly to MoDOT, Highway Patrol, and Conservation.

2. CORE DESCRIPTION

In FY 2018, the General Assembly appropriated \$1 for transfer from the Department's core budget to the State Legal Expense Fund for the payment of claims, premiums, and expenses provided by Section 105.711 through Section 105.726, RSMo. In order to fund such expenses, the General Assembly also authorized three percent flexibility from the other HB sections within HB13 to the \$1 transfer appropriation.

3. PROGRAM LISTING (list programs included in this core funding)

N/A

CORE DECISION ITEM

Statewide Real Estate Leasing Services

Budget Unit 980060B

-
CORE - HB 13 Real Estate - FMDC

Bill Section 13.025

4. FINANCIAL HISTORY

	FY 2022	FY 2023	FY 2024	FY 2025
	Actual	Actual	Actual	Current Yr. as of 9/30/24
Appropriations (All Funds)	1	1	1	1
Less Reverted (All Funds)	0	0	0	0
Less Restricted (All Funds)*	0	0	0	0
Less Transfers Out	0	0	0	0
Plus Transfers In	0	0	0	0
Budget Authority (All Funds)	1	1	1	1
Actual Expenditures (all Fund	0	0	0	N/A
Unexpended (All Funds)	1	1	1	N/A
Unexpended by Fund:				
General Revenue	1	1	1	N/A
Federal	0	0	0	N/A
Other	0	0	0	N/A

Actual Expenditures (All Funds)						
FY 2022						
FY 2023						
FY 2024						

*Restricted amount is as of

Reverted includes the statutory three-percent reserve amount (when applicable).

Restricted includes any Governor's Expenditure Restrictions which remained at the end of the fiscal year (when applicable).

CORE DECISION ITEM

Statewide Real Estate Leasing Services

Budget Unit 980060B

-
CORE - HB 13 Real Estate - FMDC

Bill Section 13.025

5. CORE RECONCILIATION DETAIL

	Budget Class	FTE	GR	FED	OTHER	TOTAL	Explanation
TAFP After VETOES							
	PS	0.00	0	0	0	0	
	EE	0.00	0	0	0	0	
	PD	0.00	0	0	0	0	
	TRF	0.00	1	0	0	1	
	Total	0.00	1	0	0	1	
One-Times							
	PS	0.00	0	0	0	0	
	EE	0.00	0	0	0	0	
	PD	0.00	0	0	0	0	
	TRF	0.00	0	0	0	0	
	Total	0.00	0	0	0	0	
FY 26 Beginning Core							
	PS	0.00	0	0	0	0	
	EE	0.00	0	0	0	0	
	PD	0.00	0	0	0	0	
	TRF	0.00	1	0	0	1	
	Total	0.00	1	0	0	1	
Department Request Adjustments							

CORE DECISION ITEM

Statewide Real Estate Leasing Services

Budget Unit 980060B

-
CORE - HB 13 Real Estate - FMDC

Bill Section 13.025

	Budget Class	FTE	GR	FED	OTHER	TOTAL	Explanation
Net Department Request Adjustments		0.00	0	0	0	0	
Department Request Core							
	PS	0.00	0	0	0	0	
	EE	0.00	0	0	0	0	
	PD	0.00	0	0	0	0	
	TRF	0.00	1	0	0	1	
	Total	0.00	1	0	0	1	
Governor's Recommended Core							
	PS	0.00	0	0	0	0	
	EE	0.00	0	0	0	0	
	PD	0.00	0	0	0	0	
	TRF	0.00	0	0	0	0	
	Total	0.00	0	0	0	0	

CORE DECISION ITEM

Statewide Real Estate Leasing Services

Budget Unit 980060B

-
CORE - HB 13 Real Estate - FMDC

Bill Section 13.025

Summary of the Core by Expenditure Types

Account	FY24 Budget		FY24 Actual		FY25 Budget		FY25 Actual as of 9/30/24		FY26 DTREQ		FY26 GVREC	
	Dollars	FTE	Dollars	FTE	Dollars	FTE	Dollars	FTE	Dollars	FTE	Dollars	FTE
Appropriated Transfers Out St	1	0.00	0	0.00	1	0.00	0	0.00	1	0.00	0	0.00
Total TRF	1	0.00	0	0.00	1	0.00	0	0.00	1	0.00	0	0.00
Grand Total	1	0.00	0	0.00	1	0.00	0	0.00	1	0.00	0	0.00

NEW DECISION ITEM

RANK: OF

**Office of Administration
Facilities Management, Design and Construction
MOSERS
DI# SWL.DT.001**

Budget Unit Multiple

Bill Section Multiple

1. AMOUNT OF REQUEST

	FY 2026 Department Request			
	GR	Federal	Other	Total
PS	0	0	0	0
EE	335,075	36,568	22,036	393,679
PSD	0	0	0	0
TRF	0	0	0	0
Total	335,075	36,568	22,036	393,679
FTE	0.00	0.00	0.00	0.00
Est. Fringe	0	0	0	0

Note: Fringes budgeted in Appropriation Bill 5 except for certain fringes budgeted directly to MoDOT, Highway Patrol, and Conservation.

	FY 2026 Governor's Recommended			
	GR	Federal	Other	Total
PS	0	0	0	0
EE	0	0	0	0
PSD	0	0	0	0
TRF	0	0	0	0
Total	0	0	0	0
FTE	0.00	0.00	0.00	0.00
Est. Fringe	0	0	0	0

Note: Fringes budgeted in Appropriation Bill 5 except for certain fringes budgeted directly to MoDOT, Highway Patrol, and Conservation.

Federal Funds: Various Funds

Other Funds: Various Funds

Non-Counts: 1122:Department of Labor and Industrial Relations \$2,032
 1501:State Facility Maintenance and Operation Fu \$3,848
 1505:Office of Administration Revolving Administr \$101
 1847:Judiciary Education and Training Fund \$36

2. THIS REQUEST CAN BE CATEGORIZED AS:

Other: Cost Increase

3. WHY IS THIS FUNDING NEEDED? PROVIDE AN EXPLANATION FOR ITEMS CHECKED IN #2. INCLUDE THE FEDERAL OR STATE STATUTORY OR CONSTITUTIONAL AUTHORIZATION FOR THIS PROGRAM.

Adjustments are necessary in FY26 to reflect benefit costs associated with an increase in the state employee retirement contribution rate from 28.75% to 30.25%, an increase of 1.5%.

NEW DECISION ITEM

RANK: OF

Office of Administration
 Facilities Management, Design and Construction
 MOSERS
 DI# SWL.DT.001

Budget Unit Multiple

Bill Section Multiple

4. DESCRIBE THE DETAILED ASSUMPTIONS USED TO DERIVE THE SPECIFIC REQUESTED AMOUNT. (How did you determine that the requested number of FTE were appropriate? From what source or standard did you derive the requested levels of funding? Were alternatives such as outsourcing or automation considered? If based on new legislation, does request tie to TAFP fiscal note? If not, explain why. Detail which portions of the request are one-times and how those amounts were calculated.)

5. BREAK DOWN THE REQUEST BY BUDGET OBJECT CLASS, JOB CLASS, AND FUND SOURCE. IDENTIFY ONE-TIME COSTS.

Budget Account Class/Job Class	DTREQ GR DOLLAR	DTREQ GR FTE	DTREQ FED DOLLAR	DTREQ FED FTE	DTREQ OTHER DOLLAR	DTREQ OTHER FTE	DTREQ TOTAL DOLLAR	DTREQ TOTAL FTE	DTREQ One-Time DOLLARS
Total PS	0	0.00	0	0.00	0	0.00	0	0.00	0
668ZZZZ:Building Lease Payments Operating	335,075		36,568		22,036		393,679		0
Total EE	<u>335,075</u>		<u>36,568</u>		<u>22,036</u>		<u>393,679</u>		<u>0</u>
Total PSD	<u>0</u>		<u>0</u>		<u>0</u>		<u>0</u>		<u>0</u>
Total TRF	<u>0</u>		<u>0</u>		<u>0</u>		<u>0</u>		<u>0</u>
Grand Total	<u>335,075</u>	<u>0.00</u>	<u>36,568</u>	<u>0.00</u>	<u>22,036</u>	<u>0.00</u>	<u>393,679</u>	<u>0.00</u>	<u>0</u>
Budget Object Class/Job Class	GVREC GR DOLLAR	GVREC GR FTE	GVREC FED DOLLAR	GVREC FED FTE	GVREC OTHER DOLLAR	GVREC OTHER FTE	GVREC TOTAL DOLLAR	GVREC TOTAL FTE	GVREC One-Time DOLLARS
Total PS	0	0.00	0	0.00	0	0.00	0	0.00	0
Total EE	<u>0</u>		<u>0</u>		<u>0</u>		<u>0</u>		<u>0</u>
Total PSD	<u>0</u>		<u>0</u>		<u>0</u>		<u>0</u>		<u>0</u>
Total TRF	<u>0</u>		<u>0</u>		<u>0</u>		<u>0</u>		<u>0</u>

NEW DECISION ITEM

RANK: OF

**Office of Administration
Facilities Management, Design and Construction
MOSERS
DI# SWL.DT.001**

Budget Unit Multiple

Bill Section Multiple

Budget Object Class/Job Class	GVREC GR DOLLAR	GVREC GR FTE	GVREC FED DOLLAR	GVREC FED FTE	GVREC OTHER DOLLAR	GVREC OTHER FTE	GVREC TOTAL DOLLAR	GVREC TOTAL FTE	GVREC One-Time DOLLARS
Grand Total	0	0.00	0	0.00	0	0.00	0	0.00	0

NEW DECISION ITEM

RANK: OF

Office of Administration
 Facilities Management, Design and Construction
 MCHCP
 DI# SWL.DT.002

Budget Unit Multiple

Bill Section Multiple

1. AMOUNT OF REQUEST

	FY 2026 Department Request			
	GR	Federal	Other	Total
PS	0	0	0	0
EE	327,208	35,701	21,522	384,431
PSD	0	0	0	0
TRF	0	0	0	0
Total	327,208	35,701	21,522	384,431
FTE	0.00	0.00	0.00	0.00
Est. Fringe	0	0	0	0

Note: Fringes budgeted in Appropriation Bill 5 except for certain fringes budgeted directly to MoDOT, Highway Patrol, and Conservation.

	FY 2026 Governor's Recommended			
	GR	Federal	Other	Total
PS	0	0	0	0
EE	0	0	0	0
PSD	0	0	0	0
TRF	0	0	0	0
Total	0	0	0	0
FTE	0.00	0.00	0.00	0.00
Est. Fringe	0	0	0	0

Note: Fringes budgeted in Appropriation Bill 5 except for certain fringes budgeted directly to MoDOT, Highway Patrol, and Conservation.

Federal Funds: Various Funds

Other Funds: Various Funds

Non-Counts: 1122:Department of Labor and Industrial Relations \$1,984
 1501:State Facility Maintenance and Operation Fu \$3,756
 1505:Office of Administration Revolving Administr \$98
 1847:Judiciary Education and Training Fund \$35

2. THIS REQUEST CAN BE CATEGORIZED AS:

Other: Cost Increase

3. WHY IS THIS FUNDING NEEDED? PROVIDE AN EXPLANATION FOR ITEMS CHECKED IN #2. INCLUDE THE FEDERAL OR STATE STATUTORY OR CONSTITUTIONAL AUTHORIZATION FOR THIS PROGRAM.

Adjustments are necessary in FY26 to reflect benefit costs associated with an increase in the state employee health care plan (MCHCP) in the amount of \$384,431.

NEW DECISION ITEM

RANK: OF

Office of Administration
 Facilities Management, Design and Construction
 MCHCP
 DI# SWL.DT.002

Budget Unit Multiple

Bill Section Multiple

4. DESCRIBE THE DETAILED ASSUMPTIONS USED TO DERIVE THE SPECIFIC REQUESTED AMOUNT. (How did you determine that the requested number of FTE were appropriate? From what source or standard did you derive the requested levels of funding? Were alternatives such as outsourcing or automation considered? If based on new legislation, does request tie to TAFP fiscal note? If not, explain why. Detail which portions of the request are one-times and how those amounts were calculated.)

5. BREAK DOWN THE REQUEST BY BUDGET OBJECT CLASS, JOB CLASS, AND FUND SOURCE. IDENTIFY ONE-TIME COSTS.

Budget Account Class/Job Class	DTREQ GR DOLLAR	DTREQ GR FTE	DTREQ FED DOLLAR	DTREQ FED FTE	DTREQ OTHER DOLLAR	DTREQ OTHER FTE	DTREQ TOTAL DOLLAR	DTREQ TOTAL FTE	DTREQ One-Time DOLLARS
Total PS	0	0.00	0	0.00	0	0.00	0	0.00	0
668ZZZZ:Building Lease Payments Operating	327,208		35,701		21,522		384,431		0
Total EE	<u>327,208</u>		<u>35,701</u>		<u>21,522</u>		<u>384,431</u>		<u>0</u>
Total PSD	<u>0</u>		<u>0</u>		<u>0</u>		<u>0</u>		<u>0</u>
Total TRF	<u>0</u>		<u>0</u>		<u>0</u>		<u>0</u>		<u>0</u>
Grand Total	<u>327,208</u>	<u>0.00</u>	<u>35,701</u>	<u>0.00</u>	<u>21,522</u>	<u>0.00</u>	<u>384,431</u>	<u>0.00</u>	<u>0</u>
Budget Object Class/Job Class	GVREC GR DOLLAR	GVREC GR FTE	GVREC FED DOLLAR	GVREC FED FTE	GVREC OTHER DOLLAR	GVREC OTHER FTE	GVREC TOTAL DOLLAR	GVREC TOTAL FTE	GVREC One-Time DOLLARS
Total PS	0	0.00	0	0.00	0	0.00	0	0.00	0
Total EE	<u>0</u>		<u>0</u>		<u>0</u>		<u>0</u>		<u>0</u>
Total PSD	<u>0</u>		<u>0</u>		<u>0</u>		<u>0</u>		<u>0</u>
Total TRF	<u>0</u>		<u>0</u>		<u>0</u>		<u>0</u>		<u>0</u>

NEW DECISION ITEM

RANK: OF

**Office of Administration
Facilities Management, Design and Construction
MCHCP
DI# SWL.DT.002**

Budget Unit Multiple

Bill Section Multiple

Budget Object Class/Job Class	GVREC GR DOLLAR	GVREC GR FTE	GVREC FED DOLLAR	GVREC FED FTE	GVREC OTHER DOLLAR	GVREC OTHER FTE	GVREC TOTAL DOLLAR	GVREC TOTAL FTE	GVREC One-Time DOLLARS
Grand Total	0	0.00	0	0.00	0	0.00	0	0.00	0

NEW DECISION ITEM

RANK: OF

Budget Unit 980042B

**Social Services
Family Support
DSS-FSD INCREASED SPACE NEEDS
DI# NLS.83B.002**

Bill Section 13.010

1. AMOUNT OF REQUEST

	FY 2026 Department Request			
	GR	Federal	Other	Total
PS	0	0	0	0
EE	0	3,312,058	0	3,312,058
PSD	0	0	0	0
TRF	0	0	0	0
Total	0	3,312,058	0	3,312,058
FTE	0.00	0.00	0.00	0.00
Est. Fringe	0	0	0	0

Note: Fringes budgeted in Appropriation Bill 5 except for certain fringes budgeted directly to MoDOT, Highway Patrol, and Conservation.

	FY 2026 Governor's Recommended			
	GR	Federal	Other	Total
PS	0	0	0	0
EE	0	0	0	0
PSD	0	0	0	0
TRF	0	0	0	0
Total	0	0	0	0
FTE	0.00	0.00	0.00	0.00
Est. Fringe	0	0	0	0

Note: Fringes budgeted in Appropriation Bill 5 except for certain fringes budgeted directly to MoDOT, Highway Patrol, and Conservation.

Federal Funds: 1199:Temporary Assistance for Needy Families Fund

2. THIS REQUEST CAN BE CATEGORIZED AS:

Space Request

3. WHY IS THIS FUNDING NEEDED? PROVIDE AN EXPLANATION FOR ITEMS CHECKED IN #2. INCLUDE THE FEDERAL OR STATE STATUTORY OR CONSTITUTIONAL AUTHORIZATION FOR THIS PROGRAM.

NEW DECISION ITEM

RANK: OF

Budget Unit 980042B

Social Services

Family Support

DSS-FSD INCREASED SPACE NEEDS

DI# NLS.83B.002

Bill Section 13.010

The Department of Social Services Division of Family Support (DSS FSD) in conjunction with the Office of Administration Facilities Management, Design and Construction (OA FMDC) requests this funding for new space needs for a corresponding NDI in the FY26 DSS budget that is requesting 220 FTE.

The Department of Social Services, Family Support Division (FSD), is in need of additional FTE to support the delivery of timely and accurate benefits to Missouri citizens due to increased caseloads. Staff are crossed-trained to process applications, renewals and support the in-house call center for all benefit programs administered by FSD so that staff can be utilized to full capacity. In addition, FSD also operates 129 Resource Centers statewide, with a presence in all 114 counties and the City of St. Louis, which allows individuals the opportunity to be served face-to face. The additional staff are needed to ensure that the agency is compliant with federal and state requirements for timely processing and accuracy rates and maintains a reasonable wait time in the call centers and Resource Centers ensuring Missourians are being provided timely services and the agency avoids federal penalties or other costly legal actions.

4. DESCRIBE THE DETAILED ASSUMPTIONS USED TO DERIVE THE SPECIFIC REQUESTED AMOUNT. (How did you determine that the requested number of FTE were appropriate? From what source or standard did you derive the requested levels of funding? Were alternatives such as outsourcing or automation considered? If based on new legislation, does request tie to TAFP fiscal note? If not, explain why. Detail which portions of the request are one-times and how those amounts were calculated.)

Rent is estimated to be \$21.00 per s/f in the metro areas.
 Janitorial is estimated to be \$2.45 per s/f.
 Utilities is estimated to be \$2.48 per s/f.

Income Maintenance Field Staff and Operations federal fund (FF) reimbursement is based on the IM time study rate of around 57% FF and 43% State Match (GR).
 220 FTE x 230 sf x \$21.00 = \$1,062,600.
 220 FTE x 230 sf x \$2.45 = \$123,970.
 220 FTE x 230 sf x \$2.48 = \$125,488.

Systems furniture - \$10,000 per cubicle x 200 FTE = \$2,000,000 (one-time)

5. BREAK DOWN THE REQUEST BY BUDGET OBJECT CLASS, JOB CLASS, AND FUND SOURCE. IDENTIFY ONE-TIME COSTS.

Budget Account Class/Job Class	DTREQ GR DOLLAR	DTREQ GR FTE	DTREQ FED DOLLAR	DTREQ FED FTE	DTREQ OTHER DOLLAR	DTREQ OTHER FTE	DTREQ TOTAL DOLLAR	DTREQ TOTAL FTE	DTREQ One-Time DOLLARS
Total PS	0	0.00	0	0.00	0	0.00	0	0.00	0
664ZZZZ:Property and Improvements Expenses	0		3,312,058		0		3,312,058		0

NEW DECISION ITEM

RANK: OF

Budget Unit 980042B

Social Services
Family Support

DSS-FSD INCREASED SPACE NEEDS

DI# NLS.83B.002

Bill Section 13.010

Budget Account Class/Job Class	DTREQ GR DOLLAR	DTREQ GR FTE	DTREQ FED DOLLAR	DTREQ FED FTE	DTREQ OTHER DOLLAR	DTREQ OTHER FTE	DTREQ TOTAL DOLLAR	DTREQ TOTAL FTE	DTREQ One-Time DOLLARS
Total EE	0		3,312,058		0		3,312,058		0
Total PSD	0		0		0		0		0
Total TRF	0		0		0		0		0
Grand Total	0	0.00	3,312,058	0.00	0	0.00	3,312,058	0.00	0
Budget Object Class/Job Class	GVREC GR DOLLAR	GVREC GR FTE	GVREC FED DOLLAR	GVREC FED FTE	GVREC OTHER DOLLAR	GVREC OTHER FTE	GVREC TOTAL DOLLAR	GVREC TOTAL FTE	GVREC One-Time DOLLARS
Total PS	0	0.00	0	0.00	0	0.00	0	0.00	0
Total EE	0		0		0		0		0
Total PSD	0		0		0		0		0
Total TRF	0		0		0		0		0
Grand Total	0	0.00	0	0.00	0	0.00	0	0.00	0