Department of Mental Health

FY 2027 Department Request

October 1, 2025

DMH FY 2027 Department Request

FY27 DMH Departmentwide Financial Summary....1
DEPARTMENTWIDE NEW DECISION ITEMS....2
NDI - DMH Utilization Increase....2
NDI - Environmental Goods and Services Increase....6
NDI - Medications Cost Increase....9
OFFICE OF THE DIRECTOR....13
Core - Director's Office....13
Core - Overtime Pay....18
Core - DMH Contracted Staff....23
Core - Operational Support....28
Flexibility - Operational Support....35
Core - Staff Training....36
Flexibility - Staff Training....43
Core - Employee Support Resources....44
Core - Refunds....49
Flexibility - Refunds....54
Core - Debt Offset Escrow Transfer....55
Core - Abandoned Fund Transfer....60
Core - Mental Health Trust Fund....65
Core - DMH Federal Fund....71
Core - UPL Claims....76
Core - IGT/DSH Payments....81
Core - IGT DMH Medicaid....86
Core - DSH Transfer....91

Core - CHIP to GR Transfer 96
Core - Crisis Counseling Program (CCP) 101
Core - Asst Recovery Center of America 106
Core - BJC Webster Groves 111
Core - Legal Transfer Fund 116
DIVISION OF BEHAVIORAL HEALTH 121
Core - DBH SUD Administration 121
Core - Opioid Settlement Administration 127
Core - DBH Mental Health Administration 132
Core - Civil Commitment Legal Fees 138
Core - SUD Prevention & Educational Svcs 143
Core - Prevention Resource Network 150
Core - Opioid Community Grants 155
Core - SUD Naloxone Supply 160
NDI - Naloxone Saturation Increase 165
Core - MH Prevention 167
Core - Recovery Support Services 172
Core - Recovery Support Services 178
Core - Recovery Support Services 184
Core - Recovery Lighthouse 190
Core - Reco Vet Health Care 195
Core - SUD Community Treatment 200
Flexibility - SUD Treatment Services 210
NDI - Inmate Revolving Fund CTC 212
Core - Engaging Patients in Care Condition 215

Core - Recovery High Schools 220
Core - Gambling Addiction Support 225
Core - Addiction Medicine Fellowships 230
Core - FQHC SUD Medication Assisted Treatment 235
Core - MH Community Treatment 240
Flexibility - Mental Health Community Programs 250
Core - Forensic Mobile Teams 251
Core - FQHC Mental Health Services 256
Core - MOConnect System Crisis Module 261
Core - MOConnect System Referral Module 266
Core - Health Transport Reimbursement 271
Core - eTMS PTSD Pilot 276
Core - DBH Patients Post Discharge 281
Core - 988 Capacity Grant 286
Core - 988 Crisis Response Grant 291
NDI - 988 Services CTC 296
Core - MH Youth Community Treatment 299
Flexibility - Youth Community Program 305
Core - Adolescent Mental Health Beds 306
Core - Perinatal Psychiatric Access Program 311
Core - CCBHO Substance Use Disorder Program 317
Flexibility - CCBHO SUD 325
Core - CCBHO Mental Health Adult Program 327
Flexibility - CCBHO Mental Health 335
Core - CCBHO Youth Community Program 336

Flexibility - CCBHO YCP 344
NDI - Community Behavioral Health Liaisons.....346
Core - Youth Resiliency Campus.....348
Core - Mental Health Facility Support.....353
Core - Fulton State Hospital 360
Flexibility - Fulton State Hospital 366
Core - Fulton State Hospital - SORTS 367
Flexibility - Fulton State Hospital - SORTS.....373
Core - Northwest MO Psychiatric Rehab Center.....374
Flexibility - Northwest MO Psychiatric Rehabilitation Center.....380
Core - Forensic Treatment Center.....381
Flexibility - St. Louis Forensic Treatment Center.....387
Core - Southeast MO Mental Health Center.....388
Flexibility - Southeast MO Mental Health Center.....394
Core - Southeast MO Mental Health Ctr - SORTS 395
Flexibility - Southeast MO Mental Health Center - SORTS 401
Core - Center for Behavioral Medicine 402
Flexibility - Center for Behavioral Medicine 408
Core - Hawthorn Children's Psychiatric Hospital 409
Flexibility - Hawthorn Children's Psychiatric Hospital 416
DIVISION OF DEVELOPMENTAL DISABILITIES 417
Core - DD Administration.....417
Core - DD Administration Medicaid 424
Core - Habilitation Center Payments 429
Core - DD Provider Assessment.....434

Core - Provider Assessment Allowance Transfer 439
Core - Provider Assessment Fed Transfer 444
Core - DD Community Programs 449
Flexibility - DD Community Programs 456
NDI - Electronic Visit Verification 458
Core - Autism Outreach Initiatives 461
Core - Autism Regional Projects 466
Core - Springfield Autism Center 471
Core - DD Health Home 476
Flexibility - DD Health Home 481
NDI - DD Health Home FMAP Adjustment 483
Core - DD Patients Post Discharge 486
Core - ATI-DD Training Pilot 492
Core - Developmental Disabilities Act (DDA) 497
Flexibility - Developmental Disabilities Act (DDA) 502
Core - DD Community Support Staff 503
Core - Central MO Regional Office 509
Flexibility - Central MO Regional Office 515
Core - Kansas City Regional Office 517
Flexibility - Kansas City Regional Office 523
Core - Sikeston Regional Office 525
Flexibility - Sikeston Regional Office 532
Core - Springfield Regional Office 534
Flexibility - Springfield Regional Office 539
Core - St. Louis Regional Office 541

Flexibility - St. Louis Regional Office 547
Core - Bellefontaine Habilitation Center 549
Flexibility - Bellefontaine Habilitation Center 555
Core - Bellefontaine Habilitation Center Overtime 557
Core - Higginsville Habilitation Center 562
Flexibility - Higginsville Habilitation Center 568
Core - Higginsville Habilitation Center Overtime 570
Core - Northwest Community Services 575
Flexibility - Northwest Community Services 581
Core - Southwest Community Services 583
Flexibility - Southwest Community Services 589
Core - Southwest Community Services Overtime 591
Core - St. Louis Develop. Disabilities Treatment Center 596
Flexibility - St. Louis DDTC 603
Core - Southeast MO Residential Services 605
Flexibility - Southeast MO Residential Services 611
Core - Southeast MO Residential Services Overtime 613
Core - Tuberous Sclerosis Complex 618
DMH Department Job Class Report 623
Glossary 628

Mental Health Summary

FINANCIAL SUMMARY

	FY25 Actual Final	FY26 Budget Final	FY27 Department Request	FY27 Governor Recommended
Office of the Director Summary	$14,913,228	$20,388,407	$17,786,873	$0
Division of Behavioral Health Alcohol and Drug Abuse	0	250,000	0	0
Division of Behavioral Health Summary	1,279,901,913	1,464,727,234	1,488,972,282	0
Division of Developmental Disabilities Summary	2,555,473,444	2,817,214,844	2,976,762,829	0
Mental Health	22,081,916	73,690,934	34,451,968	0
DEPARTMENT TOTAL	**$3,872,370,501**	**$4,376,271,419**	**$4,517,973,952**	**$0**
General Revenue Fund Type	1,609,701,879	1,742,358,769	1,837,360,293	0
Federal Fund Type	2,203,833,093	2,541,881,354	2,593,568,863	0
Other Fund Type	58,835,530	92,031,296	87,044,796	0
Total Full-Time Equivalent Employee	**6,989.51**	**7,231.45**	**7,233.45**	**0.00**
General Revenue Fund Type	5,499.67	4,951.82	4,952.82	0.00
Federal Fund Type	1,482.03	2,258.13	2,259.13	0.00
Other Fund Type	7.82	21.50	21.50	0.00

Totals do not include Non-Counts.

NEW DECISION ITEM
RANK: 005 OF 13

Mental Health
Departmentwide
Utilization Cost Increase
DI# NOP.75B.009

Budget Unit Multiple Budget Units

Bill Section 10.115, 10.130, 10.410

1. AMOUNT OF REQUEST

	FY 2027 Department Request					FY 2027 Governor's Recommended			
	GR	Federal	Other	Total		GR	Federal	Other	Total
PS	0	0	0	0	**PS**	0	0	0	0
EE	0	0	0	0	**EE**	0	0	0	0
PSD	99,350,631	146,512,094	0	245,862,725	**PSD**	0	0	0	0
TRF	0	0	0	0	**TRF**	0	0	0	0
Total	**99,350,631**	**146,512,094**	**0**	**245,862,725**	**Total**	**0**	**0**	**0**	**0**
FTE	**0.00**	**0.00**	**0.00**	**0.00**	**FTE**	**0.00**	**0.00**	**0.00**	**0.00**
Est. Fringe	0	0	0	0	**Est. Fringe**	0	0	0	0

Note: Fringes budgeted in Appropriation Bill 5 except for certain fringes budgeted directly to MoDOT, Highway Patrol, and Conservation.

Note: Fringes budgeted in Appropriation Bill 5 except for certain fringes budgeted directly to MoDOT, Highway Patrol, and Conservation.

Federal Funds: 1148:Department of Mental Health Federal
1159:Title XXI Children's Health Insurance Program Federal Fund

2. THIS REQUEST CAN BE CATEGORIZED AS:

Cost to Continue

3. WHY IS THIS FUNDING NEEDED? PROVIDE AN EXPLANATION FOR ITEMS CHECKED IN #2. INCLUDE THE FEDERAL OR STATE STATUTORY OR CONSTITUTIONAL AUTHORIZATION FOR THIS PROGRAM.

NEW DECISION ITEM
RANK: 005 OF 13

Mental Health	**Budget Unit Multiple Budget Units**
Departmentwide	
Utilization Cost Increase	**Bill Section 10.115, 10.130, 10.410**
DI# NOP.75B.009	

The Department of Mental Health (DMH) is requesting funding for the Division of Behavioral Health (DBH) and the Division of Developmental Disabilities (DD) utilization for services. Well over half of the 190,000 individuals served by DMH are Medicaid-eligible. The percentage of existing Medicaid-eligible individuals accessing DMH Medicaid services continues to grow each year beyond overall Mo HealthNet caseload growth such as the following:

DBH is anticipating an increase of Comprehensive Substance Treatment and Rehabilitation (CSTAR) providers to serve Missourians and utilization increases relating to adults and youth. Many adults experiencing first-break mental illness or children and youth experiencing severe emotional disorders are already Medicaid-eligible but have not previously sought DMH treatment; Medical health care providers are becoming more aware of the impact of mental illness and substance use disorders (SUD) on physical health conditions, and are becoming increasingly sophisticated in diagnosing them.

DD is experiencing increased needs for DD Health Home and requests additional funding. In addition, the utilization funding will cover the costs of Medicaid eligible individuals already receiving services. If not funded, the individuals may not receive waiver services putting them at risk for institutionalization and waiver providers may not get paid for services rendered. It would also result in a waitlist for individuals to receive DD waiver services.

This request includes cost to continue funding from the FY26 Supplemental Request.

4. DESCRIBE THE DETAILED ASSUMPTIONS USED TO DERIVE THE SPECIFIC REQUESTED AMOUNT. (How did you determine that the requested number of FTE were appropriate? From what source or standard did you derive the requested levels of funding? Were alternatives such as outsourcing or automation considered? If based on new legislation, does request tie to TAFP fiscal note? If not, explain why. Detail which portions of the request are one-times and how those amounts were calculated.)

NEW DECISION ITEM
RANK: 005 OF 13

Mental Health	**Budget Unit Multiple Budget Units**
Departmentwide	
Utilization Cost Increase	**Bill Section 10.115, 10.130, 10.410**
DI# NOP.75B.009	

This request uses actual DMH specific client user data to determine a utilization increase for DMH MO HealthNet programs. The following data was used to derive the utilization increase and includes cost-to-continue estimates from the FY26 Supplemental Request.

DBH Utilization Increase:

- Mental Health (MH) Youth: Number of clients served increasing by 1.55%; Estimate 2,639 additional clients; Total cost for MH Youth growth is $22,666,758 ($8,537,860 GR and $14,128,898 Federal)
- Outpatient Competency Restoration: Total cost to serve 50 individuals for outpatient competency restoration; $6,103,640 ($2,946,447 GR and $3,157,193 Federal)
- Place of Service: Estimate 1,131 additional clients; Total cost for DBH Place of Service is $14,147,473 ($5,000,000 GR and $9,147,473 Federal)
- Community Based Placement: Estimate total 1,243 additional clients; Total cost for Community Based Placement is $15,549,186 ($6,311,582 GR and $9,237,604 Federal)
- Comprehensive Substance Treatment and Rehabilitation (CSTAR) Expansion: Total cost to serve an estimated 1,853 individuals for CSTAR services across the state; $9,950,581 ($4,500,808 GR and $5,449,773 Federal)
- Mental Health (MH) Adult Crisis and Open Access: Total cost to serve an estimated 710 individuals; $8,884,439 GR
- Certified Community Behavioral Health Organization (CCBHO) Federal Medical Assistance Percentage (FMAP) Switch: $5,562,793 GR

DBH Utilization Increase total: $82,864,870 ($41,743,929 GR and $41,120,941 Federal)

DD Utilization Increase:

- DD Cost to Continue for Care Plan Utilization Adjustments for Individuals Served in FY 2025: Total cost to serve an estimated 1,145 individuals; $12,692,372 ($4,485,738 GR and $8,206,634 Federal)
- DD Cost-to-Continue FY 2026 Services in FY 2027: Total cost to serve an estimated 1,133 individuals; $39,942,553 ($14,116,497 GR and $25,826,056 Federal)
- DD Crisis Residential Services for FY 2027: Total cost to serve an estimated 460 individuals; $57,161,633 ($20,202,065 GR and $36,959,568 Federal)
- DD Nursing Home Transitions: Total cost to serve an estimated 27 individuals; $6,092,460 ($2,153,197 GR and $3,939,263 Federal)
- DD Children's Division Transitions: Total cost to serve an estimated 39 individuals; $8,800,219 ($3,110,173 GR and $5,690,046 Federal)
- DD Prevention of the In-Home Wait List for FY 2027: Total cost to serve an estimated 1,049 individuals; $25,846,027 ($9,134,503 GR and $16,711,524)
- DD MoCDD Transitions 2027: Total cost to serve an estimated 11 individuals; $147,536 ($52,142 GR and $95,394 Federal)
- DD Health Homes Cost to Continue FY 2026 Supplemental in FY 2027: Cost to serve an estimated total 18,352 Individuals in FY 2027; $12,315,055 ($4,352,387 GR and $7,962,668 Federal)

DD Utilization Increase total: $162,997,855 ($57,606,702 GR and $105,391,153 Federal)

NEW DECISION ITEM
RANK: 005 OF 13

Mental Health
Departmentwide
Utilization Cost Increase
DI# NOP.75B.009

Budget Unit Multiple Budget Units

Bill Section 10.115, 10.130, 10.410

5. BREAK DOWN THE REQUEST BY BUDGET ACCOUNT CLASS, JOB CLASS, AND FUND SOURCE. IDENTIFY ONE-TIME COSTS.

Budget Account Class/Job Class	DTREQ GR DOLLAR	DTREQ GR FTE	DTREQ FED DOLLAR	DTREQ FED FTE	DTREQ OTHER DOLLAR	DTREQ OTHER FTE	DTREQ TOTAL DOLLAR	DTREQ TOTAL FTE	DTREQ One-Time DOLLARS
Total PS	**0**	**0.00**	**0**	**0.00**	**0**	**0.00**	**0**	**0.00**	**0**
Total EE	**0**		**0**		**0**		**0**		**0**
680ZZZZ:Program Disbursements	99,350,631		146,512,094		0		245,862,725		0
Total PSD	**99,350,631**		**146,512,094**		**0**		**245,862,725**		**0**
Total TRF	**0**		**0**		**0**		**0**		**0**
Grand Total	**99,350,631**	**0.00**	**146,512,094**	**0.00**	**0**	**0.00**	**245,862,725**	**0.00**	**0**

Budget Account Class/Job Class	GVREC GR DOLLAR	GVREC GR FTE	GVREC FED DOLLAR	GVREC FED FTE	GVREC OTHER DOLLAR	GVREC OTHER FTE	GVREC TOTAL DOLLAR	GVREC TOTAL FTE	GVREC One-Time DOLLARS
Total PS	**0**	**0.00**	**0**	**0.00**	**0**	**0.00**	**0**	**0.00**	**0**
Total EE	**0**		**0**		**0**		**0**		**0**
Total PSD	**0**		**0**		**0**		**0**		**0**
Total TRF	**0**		**0**		**0**		**0**		**0**
Grand Total	**0**	**0.00**	**0**	**0.00**	**0**	**0.00**	**0**	**0.00**	**0**

NEW DECISION ITEM
RANK: 012 OF 13

Mental Health
Departmentwide
Environmental Goods and Svcs
DI# NOP.75B.001

Budget Unit Multiple Budget Units

Bill Section 10.300-10.325, 10.525-10.550

1. AMOUNT OF REQUEST

	FY 2027 Department Request					FY 2027 Governor's Recommended			
	GR	Federal	Other	Total		GR	Federal	Other	Total
PS	0	0	0	0	**PS**	0	0	0	0
EE	550,238	0	0	550,238	**EE**	0	0	0	0
PSD	0	0	0	0	**PSD**	0	0	0	0
TRF	0	0	0	0	**TRF**	0	0	0	0
Total	**550,238**	**0**	**0**	**550,238**	**Total**	**0**	**0**	**0**	**0**
FTE	**0.00**	**0.00**	**0.00**	**0.00**	**FTE**	**0.00**	**0.00**	**0.00**	**0.00**
Est. Fringe	0	0	0	0	**Est. Fringe**	0	0	0	0

Note: Fringes budgeted in Appropriation Bill 5 except for certain fringes budgeted directly to MoDOT, Highway Patrol, and Conservation.

Note: Fringes budgeted in Appropriation Bill 5 except for certain fringes budgeted directly to MoDOT, Highway Patrol, and Conservation.

2. THIS REQUEST CAN BE CATEGORIZED AS:

Cost to Continue

3. WHY IS THIS FUNDING NEEDED? PROVIDE AN EXPLANATION FOR ITEMS CHECKED IN #2. INCLUDE THE FEDERAL OR STATE STATUTORY OR CONSTITUTIONAL AUTHORIZATION FOR THIS PROGRAM.

State-operated facilities are required by accreditation and certification to provide appropriate patient care which includes medical care, food, and a clean and safe environment. The state-operated facilities must comply with standards adopted by the federal government for consumers. State-operated facilities, like the general population, are facing growing costs for medical care and food costs. Increased costs have severely eroded facility expense and equipment budgets and make it difficult to meet the federal government requirements and special dietary needs of the population served. This decision item requests funding for the ongoing inflationary costs to provide medical care and provide food to the state-operated facilities.

NEW DECISION ITEM
RANK: 012 OF 13

Mental Health
Departmentwide
Environmental Goods and Svcs
DI# NOP.75B.001

Budget Unit Multiple Budget Units

Bill Section 10.300-10.325, 10.525-10.550

4. DESCRIBE THE DETAILED ASSUMPTIONS USED TO DERIVE THE SPECIFIC REQUESTED AMOUNT. (How did you determine that the requested number of FTE were appropriate? From what source or standard did you derive the requested levels of funding? Were alternatives such as outsourcing or automation considered? If based on new legislation, does request tie to TAFP fiscal note? If not, explain why. Detail which portions of the request are one-times and how those amounts were calculated.)

Due to increased inflationary expenses, additional funding is needed to cover food expenses and increases to medical care costs due to individuals with high medical needs. Increased need totals $550,238.

Food - Inflationary increase is based on 2.26% totaling $190,898.

10.300 - Fulton State Hospital - $38,850
10.300 - Fulton State Hospital - SORTS - $10,941
10.305 - NW MO Psych Rehab Center - $14,196
10.310 - Forensic Treatment Center - $28,033
10.315 - Southeast MO MHC - $22,006
10.315 - Southeast MO MHC - SORTS - $17,935
10.320 - Center for Behavioral Medicine - $18,169
10.325 - Hawthorn Children's Psych Hospital - $2,925
10.525 - Bellefontaine Hab Center - $10,490
10.530 - Higginsville Hab Center - $5,071
10.535 - Northwest Community Services - $4,264
10.540 - Southwest Community Services - $1,668
10.545 - St. Louis Dev. Dis. Treat Ctr - $7,719
10.550 - SEMO Residential Services - $8,631
Total DBH - $153,055 Total DD - $37,843

Medical Care - Inflationary increase is based on 2.72% totaling $359,340

10.300 - Fulton State Hospital - $62,755
10.300 - Fulton State Hospital - SORTS - $21,150
10.305 - NW MO Psych Rehab Center - $37,913
10.310 - Forensic Treatment Center - $88,849
10.315 - Southeast MO MHC - $37,791
10.315 - Southeast MO MHC - SORTS - $35,479
10.320 - Center for Behavioral Medicine - $35,864
10.325 - Hawthorn Children's Psych Hospital - $13,589
10.525 - Bellefontaine Hab Center - $2,605
10.530 - Higginsville Hab Center - $7,032
10.535 - Northwest Community Services - $7,583
10.545 - St. Louis Dev. Dis. Treat Ctr - $5,635
10.550 - SEMO Residential Services - $3,095
Total DBH - $333,390 Total DD - $25,950

5. BREAK DOWN THE REQUEST BY BUDGET ACCOUNT CLASS, JOB CLASS, AND FUND SOURCE. IDENTIFY ONE-TIME COSTS.

NEW DECISION ITEM
RANK: 012 OF 13

Mental Health
Departmentwide
Environmental Goods and Svcs
DI# NOP.75B.001

Budget Unit Multiple Budget Units

Bill Section 10.300-10.325, 10.525-10.550

Budget Account Class/Job Class	DTREQ GR DOLLAR	DTREQ GR FTE	DTREQ FED DOLLAR	DTREQ FED FTE	DTREQ OTHER DOLLAR	DTREQ OTHER FTE	DTREQ TOTAL DOLLAR	DTREQ TOTAL FTE	DTREQ One-Time DOLLARS
Total PS	**0**	**0.00**	**0**	**0.00**	**0**	**0.00**	**0**	**0.00**	**0**
619ZZZZ:Supplies	190,898		0		0		190,898		0
640ZZZZ:Professional Services	359,340		0		0		359,340		0
Total EE	**550,238**		**0**		**0**		**550,238**		**0**
Total PSD	**0**		**0**		**0**		**0**		**0**
Total TRF	**0**		**0**		**0**		**0**		**0**
Grand Total	**550,238**	**0.00**	**0**	**0.00**	**0**	**0.00**	**550,238**	**0.00**	**0**

Budget Account Class/Job Class	GVREC GR DOLLAR	GVREC GR FTE	GVREC FED DOLLAR	GVREC FED FTE	GVREC OTHER DOLLAR	GVREC OTHER FTE	GVREC TOTAL DOLLAR	GVREC TOTAL FTE	GVREC One-Time DOLLARS
Total PS	**0**	**0.00**	**0**	**0.00**	**0**	**0.00**	**0**	**0.00**	**0**
Total EE	**0**		**0**		**0**		**0**		**0**
Total PSD	**0**		**0**		**0**		**0**		**0**
Total TRF	**0**		**0**		**0**		**0**		**0**
Grand Total	**0**	**0.00**	**0**	**0.00**	**0**	**0.00**	**0**	**0.00**	**0**

NEW DECISION ITEM
RANK: 007 OF 13

Mental Health
Departmentwide
Medication Cost Increase
DI# NOP.75B.006

Budget Unit Multiple Budget Units

Bill Section 10.115, 10.121, 10.300-10.325, 10.525, 10.530, 10.545, 10.550

1. AMOUNT OF REQUEST

	FY 2027 Department Request					FY 2027 Governor's Recommended			
	GR	Federal	Other	Total		GR	Federal	Other	Total
PS	0	0	0	0	**PS**	0	0	0	0
EE	2,447,130	0	0	2,447,130	**EE**	0	0	0	0
PSD	491,805	0	0	491,805	**PSD**	0	0	0	0
TRF	0	0	0	0	**TRF**	0	0	0	0
Total	**2,938,935**	**0**	**0**	**2,938,935**	**Total**	**0**	**0**	**0**	**0**
FTE	**0.00**	**0.00**	**0.00**	**0.00**	**FTE**	**0.00**	**0.00**	**0.00**	**0.00**
Est. Fringe	0	0	0	0	**Est. Fringe**	0	0	0	0

Note: Fringes budgeted in Appropriation Bill 5 except for certain fringes budgeted directly to MoDOT, Highway Patrol, and Conservation.

Note: Fringes budgeted in Appropriation Bill 5 except for certain fringes budgeted directly to MoDOT, Highway Patrol, and Conservation.

2. THIS REQUEST CAN BE CATEGORIZED AS:

Cost to Continue

3. WHY IS THIS FUNDING NEEDED? PROVIDE AN EXPLANATION FOR ITEMS CHECKED IN #2. INCLUDE THE FEDERAL OR STATE STATUTORY OR CONSTITUTIONAL AUTHORIZATION FOR THIS PROGRAM.

NEW DECISION ITEM
RANK: 007 OF 13

Mental Health	**Budget Unit Multiple Budget Units**
Departmentwide	
Medication Cost Increase	**Bill Section 10.115, 10.121, 10.300-10.325, 10.525, 10.530, 10.545, 10.550**
DI# NOP.75B.006	

Medication is an essential treatment component for persons with serious mental illness, substance use disorders (SUD), and developmental disabilities. State facilities, as well as community providers, face growing costs for medications. Additional funds for medication cost increases are needed to ensure access to the most effective treatments.

This decision item requests funding for the ongoing inflation of pharmaceuticals that can be attributed to the rising cost of drug ingredients; increase in units per prescription; cost of new, expensive medications; and utilization increases. The inflation rate requested in this decision item is identical to the inflation rate requested by MO HealthNet Division for the Pharmacy program.

This item also includes funding to cover the annual cost increase for contracted pharmacy and advanced practitioner services.

4. DESCRIBE THE DETAILED ASSUMPTIONS USED TO DERIVE THE SPECIFIC REQUESTED AMOUNT. (How did you determine that the requested number of FTE were appropriate? From what source or standard did you derive the requested levels of funding? Were alternatives such as outsourcing or automation considered? If based on new legislation, does request tie to TAFP fiscal note? If not, explain why. Detail which portions of the request are one-times and how those amounts were calculated.)

NEW DECISION ITEM
RANK: 007 OF 13

Mental Health
Departmentwide
Medication Cost Increase
DI# NOP.75B.006

Budget Unit Multiple Budget Units

Bill Section 10.115, 10.121, 10.300-10.325, 10.525, 10.530, 10.545, 10.550

Inflation of Pharmaceuticals - This is a 5.2% inflationary increase for specialty medications and a 3.7% increase for non-specialty medications based on FY 2025 actual spending. Total - $839,879

10.115 Treatment Services - $142,661
10.115 Community Programs - $183,147
10.121 Forensic Mobile Teams - $15,000
10.300 Fulton State Hospital - $130,596
10.305 NW MO Psych Rehab - $69,745
10.310 Forensic Treatment Center - $105,815
10.315 Southeast MO MHC - $137,646
10.320 Ctr for Behavioral Medicine - $41,151
10.325 Hawthorn - $3,229
10.525 Bellefontaine Hab Center - $3,900
10.530 Higginsville Hab Center - $1,508
10.545 St. Louis DDTC - $3,796
10.550 SEMORS - $1,685

Contracted Pharmacy and Advanced Practitioner Services - This portion of the decision item will allow the Division of Behavioral Health (DBH) to cover the FY 2026 projected cost increases for contracted pharmacy services and advanced practitioner services. Statutory authority is located in Sections 632.010.2(1), RSMo. Total - $410,345

10.300 Fulton State Hospital - $106,455
10.310 Forensic Treatment Center - $99,435
10.320 Ctr for Behavioral Medicine - $64,591
10.305 NW MO Psych Rehab - $50,812
10.315 Southeast MO MHC - $70,274
10.325 Hawthorn - $18,778

Inflation of pharmaceuticals and contracted pharmacy and advanced practitioner services not appropriated in FY 2026. This is for a 5.6% inflationary increase for specialty medications based on FY 2024 spending. This provides ongoing funding related to these increases. Total - $1,688,711

10.115 Treatment Services (SUD) - $107,662
10.300 Fulton State Hospital - $440,038
10.310 Forensic Treatment Center - $437,976
10.320 Ctr for Behavioral Med - $78,955
10.115 Community Program (MH) - $58,335
10.305 Northwest MO PRC - $288,994
10.315 SEMO Mental Health Ctr - $253,134
10.325 Hawthorn - $23,617

5. BREAK DOWN THE REQUEST BY BUDGET ACCOUNT CLASS, JOB CLASS, AND FUND SOURCE. IDENTIFY ONE-TIME COSTS.

Budget Account Class/Job Class	DTREQ GR DOLLAR	DTREQ GR FTE	DTREQ FED DOLLAR	DTREQ FED FTE	DTREQ OTHER DOLLAR	DTREQ OTHER FTE	DTREQ TOTAL DOLLAR	DTREQ TOTAL FTE	DTREQ One-Time DOLLARS
Total PS	**0**	**0.00**	**0**	**0.00**	**0**	**0.00**	**0**	**0.00**	**0**
619ZZZZ:Supplies	1,726,740		0		0		1,726,740		0

NEW DECISION ITEM
RANK: 007 OF 13

Mental Health
Departmentwide
Medication Cost Increase
DI# NOP.75B.006

Budget Unit Multiple Budget Units

Bill Section 10.115, 10.121, 10.300-10.325, 10.525, 10.530, 10.545, 10.550

Budget Account Class/Job Class	DTREQ GR DOLLAR	DTREQ GR FTE	DTREQ FED DOLLAR	DTREQ FED FTE	DTREQ OTHER DOLLAR	DTREQ OTHER FTE	DTREQ TOTAL DOLLAR	DTREQ TOTAL FTE	DTREQ One-Time DOLLARS
640ZZZZ:Professional Services	720,390		0		0		720,390		0
Total EE	**2,447,130**		**0**		**0**		**2,447,130**		**0**
680ZZZZ:Program Disbursements	491,805		0		0		491,805		0
Total PSD	**491,805**		**0**		**0**		**491,805**		**0**
Total TRF	**0**		**0**		**0**		**0**		**0**
Grand Total	**2,938,935**	**0.00**	**0**	**0.00**	**0**	**0.00**	**2,938,935**	**0.00**	**0**

Budget Account Class/Job Class	GVREC GR DOLLAR	GVREC GR FTE	GVREC FED DOLLAR	GVREC FED FTE	GVREC OTHER DOLLAR	GVREC OTHER FTE	GVREC TOTAL DOLLAR	GVREC TOTAL FTE	GVREC One-Time DOLLARS
Total PS	**0**	**0.00**	**0**	**0.00**	**0**	**0.00**	**0**	**0.00**	**0**
Total EE	**0**		**0**		**0**		**0**		**0**
Total PSD	**0**		**0**		**0**		**0**		**0**
Total TRF	**0**		**0**		**0**		**0**		**0**
Grand Total	**0**	**0.00**	**0**	**0.00**	**0**	**0.00**	**0**	**0.00**	**0**

CORE DECISION ITEM

Dept Of Mental Health
Office of the Director
CORE - Director's Office

Budget Unit 750001B

Bill Section 10.005

1. CORE FINANCIAL SUMMARY

FY 2027 Department Request

	GR	Federal	Other	Total
PS	652,333	105,698	0	758,031
EE	20,783	53,805	0	74,588
PSD	0	0	0	0
TRF	0	0	0	0
Total	**673,116**	**159,503**	**0**	**832,619**
FTE	**6.97**	**0.85**	**0.00**	**7.82**
Est. Fringe	376,230	56,397	0	432,628

Note: Fringes budgeted in Appropriation Bill 5 except for certain fringes budgeted directly to MoDOT, Highway Patrol, and Conservation.

Federal Funds: 1148:Department of Mental Health Federal

FY 2027 Governor's Recommended

	GR	Federal	Other	Total
PS	0	0	0	0
EE	0	0	0	0
PSD	0	0	0	0
TRF	0	0	0	0
Total	**0**	**0**	**0**	**0**
FTE	**0.00**	**0.00**	**0.00**	**0.00**
Est. Fringe	0	0	0	0

Note: Fringes budgeted in Appropriation Bill 5 except for certain fringes budgeted directly to MoDOT, Highway Patrol, and Conservation.

2. CORE DESCRIPTION

The responsibilities for department administration include making all necessary orders, policies, and procedures for the management of facilities and programs. The Director's Office core funding supports the Department Director staff and the Mental Health Commission.

3. PROGRAM LISTING (list programs included in this core funding)

Director's Office

CORE DECISION ITEM

Dept Of Mental Health
Office of the Director
CORE - Director's Office

Budget Unit 750001B

Bill Section 10.005

4. FINANCIAL HISTORY

	FY 2023 Actual	FY 2024 Actual	FY 2025 Actual	FY 2026 Current Yr. as of 8/31/25
Appropriations (All Funds)	701,260	753,657	775,402	832,619
Less Reverted (All Funds)	(16,956)	(18,311)	(18,878)	(20,193)
Less Restricted (All Funds)*	0	0	0	0
Less Transfers Out	0	0	0	0
Plus Transfers In	0	0	0	0
Budget Authority (All Funds)	684,304	735,346	756,524	812,426
Actual Expenditures (all Fund	646,433	696,758	725,022	138,115
Unexpended (All Funds)	37,871	38,588	31,502	674,311
Unexpended by Fund:				
General Revenue	0	0	0	543,270
Federal	37,871	38,588	31,502	131,041
Other	0	0	0	0



*Restricted amount is as of Sep 1, 2025

Reverted includes the statutory three-percent reserve amount (when applicable).
Restricted includes any Governor's Expenditure Restrictions which remained at the end of the fiscal year (when applicable).

CORE DECISION ITEM

Dept Of Mental Health
Office of the Director
CORE - Director's Office

Budget Unit 750001B

Bill Section 10.005

5. CORE RECONCILIATION DETAIL

	Budget Class	FTE	GR	FED	OTHER	TOTAL	Explanation
TAFP After VETOES							
	PS	7.82	652,333	105,698	0	758,031	
	EE	0.00	20,783	53,805	0	74,588	
	PD	0.00	0	0	0	0	
	TRF	0.00	0	0	0	0	
	Total	**7.82**	**673,116**	**159,503**	**0**	**832,619**	
One-Times							
	PS	0.00	0	0	0	0	
	EE	0.00	0	0	0	0	
	PD	0.00	0	0	0	0	
	TRF	0.00	0	0	0	0	
	Total	**0.00**	**0**	**0**	**0**	**0**	
FY 27 Beginning Core							
	PS	7.82	652,333	105,698	0	758,031	
	EE	0.00	20,783	53,805	0	74,588	
	PD	0.00	0	0	0	0	
	TRF	0.00	0	0	0	0	
	Total	**7.82**	**673,116**	**159,503**	**0**	**832,619**	

Department Request Adjustments

CORE DECISION ITEM

Dept Of Mental Health
Office of the Director
CORE - Director's Office

Budget Unit 750001B

Bill Section 10.005

			Budget Class	FTE	GR	FED	OTHER	TOTAL	Explanation
Core Reallocation	CRA.75B.001	10669	PS	0.00	0	0	0	0	Reallocation to reflect FY27 planned spending
Core Reallocation	CRA.75B.001	10670	PS	0.00	0	0	0	0	Reallocation to reflect FY27 planned spending
Core Reallocation	CRA.75B.049	10669	PS	0.00	22,000	0	0	22,000	Reallocation of FY26 annual salary adjustment to the Director's Office PS to align all GR PS in one appropriation.
Core Reallocation	CRA.75B.049	20140	PS	0.00	(22,000)	0	0	(22,000)	Reallocation of FY26 annual salary adjustment to the Director's Office PS to align all GR PS in one appropriation.
Core Reallocation	CRA.75B.001	12043	EE	0.00	0	0	0	0	Reallocation to reflect FY27 planned spending
Net Department Request Adjustments				**0.00**	**0**	**0**	**0**	**0**	
Department Request Core									
			PS	7.82	652,333	105,698	0	758,031	
			EE	0.00	20,783	53,805	0	74,588	
			PD	0.00	0	0	0	0	
			TRF	0.00	0	0	0	0	
			Total	**7.82**	**673,116**	**159,503**	**0**	**832,619**	
Governor's Recommended Core									
			PS	0.00	0	0	0	0	
			EE	0.00	0	0	0	0	
			PD	0.00	0	0	0	0	
			TRF	0.00	0	0	0	0	
			Total	**0.00**	**0**	**0**	**0**	**0**	

CORE DECISION ITEM

Dept Of Mental Health | **Budget Unit 750001B**
Office of the Director
CORE - Director's Office | **Bill Section 10.005**

Summary of the Core by Expenditure Types

	FY25 Budget		FY25 Actual		FY26 Budget		FY26 Actual as of 8/31/25		FY27 DTREQ		FY27 GVREC	
Account	**Dollars**	**FTE**	**Dollars**	**FTE**	**Dollars**	**FTE**	**Dollars**	**FTE**	**Dollars**	**FTE**	**Dollars**	**FTE**
Leave Payouts	0	0.00	0	0.00	0	0.00	5,356	0.00	0	0.00	0	0.00
Benefit Eligible Wages	701,306	7.82	673,127	5.09	748,640	7.47	127,643	1.00	748,931	7.47	0	0.00
Per Diem and Stipend Wages	0	0.00	7,061	0.00	9,391	0.35	400	0.00	9,100	0.35	0	0.00
Total PS	**701,306**	**7.82**	**680,188**	**5.09**	**758,031**	**7.82**	**133,399**	**1.00**	**758,031**	**7.82**	**0**	**0.00**
In State Travel	9,767	0.00	13,803	0.00	14,259	0.00	1,765	0.00	14,259	0.00	0	0.00
Out of State Travel	2,100	0.00	9,829	0.00	2,100	0.00	0	0.00	2,100	0.00	0	0.00
Supplies	4,720	0.00	2,366	0.00	6,620	0.00	33	0.00	6,756	0.00	0	0.00
Professional Development	4,347	0.00	2,595	0.00	4,847	0.00	0	0.00	4,847	0.00	0	0.00
Communications Services and Supplies	9,065	0.00	3,537	0.00	3,565	0.00	719	0.00	3,565	0.00	0	0.00
Professional Services	25,416	0.00	2,824	0.00	34,616	0.00	620	0.00	34,616	0.00	0	0.00
Maintenance and Repair Services	0	0.00	0	0.00	900	0.00	0	0.00	900	0.00	0	0.00
Computer Equipment	8,136	0.00	0	0.00	136	0.00	0	0.00	0	0.00	0	0.00
Office Equipment Expenses	1,000	0.00	1,198	0.00	1,000	0.00	699	0.00	1,000	0.00	0	0.00
Other Equipment	1,545	0.00	5,405	0.00	1,545	0.00	161	0.00	1,545	0.00	0	0.00
Building Lease Payments Operating	100	0.00	0	0.00	100	0.00	0	0.00	100	0.00	0	0.00
Miscellaneous Expenses	7,900	0.00	3,276	0.00	4,900	0.00	719	0.00	4,900	0.00	0	0.00
Total EE	**74,096**	**0.00**	**44,834**	**0.00**	**74,588**	**0.00**	**4,715**	**0.00**	**74,588**	**0.00**	**0**	**0.00**
Grand Total	**775,402**	**7.82**	**725,022**	**5.09**	**832,619**	**7.82**	**138,115**	**1.00**	**832,619**	**7.82**	**0**	**0.00**

CORE DECISION ITEM

Dept Of Mental Health
Office of the Director
CORE - Overtime

Budget Unit 750005B

Bill Section 10.010

1. CORE FINANCIAL SUMMARY

FY 2027 Department Request

	GR	Federal	Other	Total
PS	1,401,586	0	0	1,401,586
EE	0	0	0	0
PSD	0	0	0	0
TRF	0	0	0	0
Total	**1,401,586**	**0**	**0**	**1,401,586**
FTE	**0.00**	**0.00**	**0.00**	**0.00**
Est. Fringe	563,718	0	0	563,718

Note: Fringes budgeted in Appropriation Bill 5 except for certain fringes budgeted directly to MoDOT, Highway Patrol, and Conservation.

FY 2027 Governor's Recommended

	GR	Federal	Other	Total
PS	0	0	0	0
EE	0	0	0	0
PSD	0	0	0	0
TRF	0	0	0	0
Total	**0**	**0**	**0**	**0**
FTE	**0.00**	**0.00**	**0.00**	**0.00**
Est. Fringe	0	0	0	0

Note: Fringes budgeted in Appropriation Bill 5 except for certain fringes budgeted directly to MoDOT, Highway Patrol, and Conservation.

2. CORE DESCRIPTION

Senate Bill 367, passed in the 2005 legislative session, allows employees providing direct client care in state institutions that are operated 24 hours per day, 7 days per week to request payment in lieu of compensatory time off. These requests may be made and must be paid each month. This includes federal, state, and holiday time.

In FY 2008, a departmentwide overtime appropriation was created for greater flexibility across all facilities to meet the legislative requirements for overtime pay. To ensure payments are made as required, one-half of the new funding received in FY 2007 in each direct facility appropriation was reallocated into this departmentwide AB Section.

3. PROGRAM LISTING (list programs included in this core funding)

Not applicable.

CORE DECISION ITEM

Dept Of Mental Health | **Budget Unit 750005B**
Office of the Director
CORE - Overtime | **Bill Section 10.010**

4. FINANCIAL HISTORY

	FY 2023 Actual	FY 2024 Actual	FY 2025 Actual	FY 2026 Current Yr. as of 8/31/25
Appropriations (All Funds)	7,786,594	21,791,416	30,414,547	1,401,586
Less Reverted (All Funds)	0	0	0	0
Less Restricted (All Funds)*	0	0	0	0
Less Transfers Out	0	0	0	0
Plus Transfers In	0	0	0	0
Budget Authority (All Funds)	7,786,594	21,791,416	30,414,547	1,401,586
Actual Expenditures (all Fund	7,539,573	21,611,420	30,141,068	370,186
Unexpended (All Funds)	247,021	179,996	273,479	1,031,400
Unexpended by Fund:				
General Revenue	247,021	0	589	1,031,400
Federal	0	179,996	272,890	0
Other	0	0	0	0

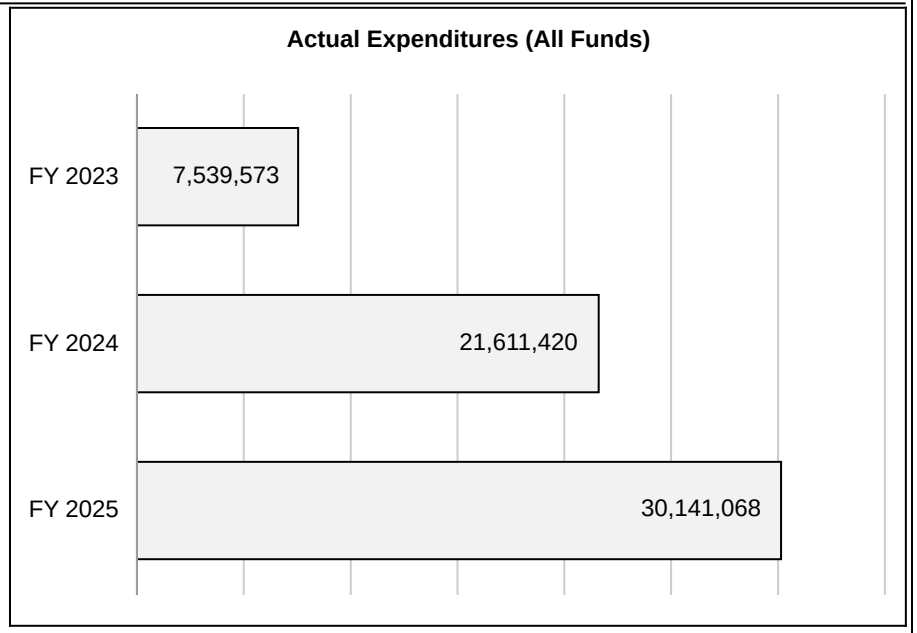

*Restricted amount is as of Sep 1, 2025

Reverted includes the statutory three-percent reserve amount (when applicable).
Restricted includes any Governor's Expenditure Restrictions which remained at the end of the fiscal year (when applicable).

NOTES:

FY 2023, FY 2024, FY 2025 - Supplemental funding was appropriated during the fiscal year which increased the total appropriation.

CORE DECISION ITEM

Dept Of Mental Health
Office of the Director
CORE - Overtime

Budget Unit 750005B

Bill Section 10.010

5. CORE RECONCILIATION DETAIL

	Budget Class	FTE	GR	FED	OTHER	TOTAL	Explanation
TAFP After VETOES							
	PS	0.00	1,401,586	0	0	1,401,586	
	EE	0.00	0	0	0	0	
	PD	0.00	0	0	0	0	
	TRF	0.00	0	0	0	0	
	Total	**0.00**	**1,401,586**	**0**	**0**	**1,401,586**	
One-Times							
	PS	0.00	0	0	0	0	
	EE	0.00	0	0	0	0	
	PD	0.00	0	0	0	0	
	TRF	0.00	0	0	0	0	
	Total	**0.00**	**0**	**0**	**0**	**0**	
FY 27 Beginning Core							
	PS	0.00	1,401,586	0	0	1,401,586	
	EE	0.00	0	0	0	0	
	PD	0.00	0	0	0	0	
	TRF	0.00	0	0	0	0	
	Total	**0.00**	**1,401,586**	**0**	**0**	**1,401,586**	

Department Request Adjustments

CORE DECISION ITEM

Dept Of Mental Health | **Budget Unit 750005B**
Office of the Director
CORE - Overtime | **Bill Section 10.010**

			Budget Class	FTE	GR	FED	OTHER	TOTAL	Explanation
Core Reallocation	CRA.75B.002	17031	PS	0.00	0	0	0	0	Reallocation to reflect FY27 planned spending
Net Department Request Adjustments				**0.00**	**0**	**0**	**0**	**0**	
Department Request Core									
			PS	0.00	1,401,586	0	0	1,401,586	
			EE	0.00	0	0	0	0	
			PD	0.00	0	0	0	0	
			TRF	0.00	0	0	0	0	
			Total	**0.00**	**1,401,586**	**0**	**0**	**1,401,586**	
Governor's Recommended Core									
			PS	0.00	0	0	0	0	
			EE	0.00	0	0	0	0	
			PD	0.00	0	0	0	0	
			TRF	0.00	0	0	0	0	
			Total	**0.00**	**0**	**0**	**0**	**0**	

CORE DECISION ITEM

Dept Of Mental Health | **Budget Unit 750005B**
Office of the Director
CORE - Overtime | **Bill Section 10.010**

Summary of the Core by Expenditure Types

	FY25 Budget		FY25 Actual		FY26 Budget		FY26 Actual as of 8/31/25		FY27 DTREQ		FY27 GVREC	
Account	**Dollars**	**FTE**	**Dollars**	**FTE**	**Dollars**	**FTE**	**Dollars**	**FTE**	**Dollars**	**FTE**	**Dollars**	**FTE**
Salary Differential	0	0.00	1,076,993	0.00	0	0.00	5,975	0.00	0	0.00	0	0.00
Leave Payouts	0	0.00	271,964	0.00	0	0.00	34,383	0.00	0	0.00	0	0.00
Benefit Eligible Wages	30,414,547	0.00	25,737,641	495.04	1,401,586	0.00	299,903	5.43	1,401,586	0.00	0	0.00
Planned Hourly Wages	0	0.00	1,736,141	23.01	0	0.00	15,811	0.23	0	0.00	0	0.00
Provisional Wages	0	0.00	1,229,797	19.51	0	0.00	14,114	0.15	0	0.00	0	0.00
Per Diem and Stipend Wages	0	0.00	88,532	0.00	0	0.00	0	0.00	0	0.00	0	0.00
Total PS	**30,414,547**	**0.00**	**30,141,068**	**537.57**	**1,401,586**	**0.00**	**370,186**	**5.81**	**1,401,586**	**0.00**	**0**	**0.00**
Grand Total	**30,414,547**	**0.00**	**30,141,068**	**537.57**	**1,401,586**	**0.00**	**370,186**	**5.81**	**1,401,586**	**0.00**	**0**	**0.00**

CORE DECISION ITEM

Dept Of Mental Health | **Budget Unit 750171B**
Office of Director
CORE - Contracted Staffing | **Bill Section 10.015**

1. CORE FINANCIAL SUMMARY

FY 2027 Department Request

	GR	Federal	Other	Total
PS	0	0	0	0
EE	0	0	0	0
PSD	0	0	0	0
TRF	0	0	0	0
Total	**0**	**0**	**0**	**0**
FTE	**0.00**	**0.00**	**0.00**	**0.00**
Est. Fringe	0	0	0	0

Note: Fringes budgeted in Appropriation Bill 5 except for certain fringes budgeted directly to MoDOT, Highway Patrol, and Conservation.

FY 2027 Governor's Recommended

	GR	Federal	Other	Total
PS	0	0	0	0
EE	0	0	0	0
PSD	0	0	0	0
TRF	0	0	0	0
Total	**0**	**0**	**0**	**0**
FTE	**0.00**	**0.00**	**0.00**	**0.00**
Est. Fringe	0	0	0	0

Note: Fringes budgeted in Appropriation Bill 5 except for certain fringes budgeted directly to MoDOT, Highway Patrol, and Conservation.

2. CORE DESCRIPTION

In the FY 2026 budget, the General Assembly appropriated approximately $27 Million in federal funding to the Department of Mental Health (DMH) to contract with temporary staffing in order to operate DMH facilities due to staffing shortages in facilities.

Funding was appropriated as one-time funds; therefore, it is core reduced in the FY 2027 budget.

3. PROGRAM LISTING (list programs included in this core funding)

Not applicable.

CORE DECISION ITEM

Dept Of Mental Health | **Budget Unit 750171B**
Office of Director
CORE - Contracted Staffing | **Bill Section 10.015**

4. FINANCIAL HISTORY

	FY 2023 Actual	FY 2024 Actual	FY 2025 Actual	FY 2026 Current Yr. as of 8/31/25
Appropriations (All Funds)	0	27,738,076	27,738,076	26,979,316
Less Reverted (All Funds)	0	0	0	0
Less Restricted (All Funds)*	0	0	0	0
Less Transfers Out	0	(900,000)	(1,305,000)	0
Plus Transfers In	0	900,000	1,305,000	0
Budget Authority (All Funds)	0	27,738,076	27,738,076	26,979,316
Actual Expenditures (all Fund	0	21,841,462	17,715,061	2,960,748
Unexpended (All Funds)	0	5,896,614	10,023,015	24,018,568
Unexpended by Fund:				
General Revenue	0	0	0	0
Federal	0	5,896,614	10,023,015	24,018,568
Other	0	0	0	0



*Restricted amount is as of Sep 1, 2025

Reverted includes the statutory three-percent reserve amount (when applicable).
Restricted includes any Governor's Expenditure Restrictions which remained at the end of the fiscal year (when applicable).

NOTES:

FY 2024 - Supplemental funding was added in FY 2024. FY 2024 and FY 2025 - Contract staffing actuals were lower than projections.

CORE DECISION ITEM

Dept Of Mental Health
Office of Director
CORE - Contracted Staffing

Budget Unit 750171B

Bill Section 10.015

5. CORE RECONCILIATION DETAIL

	Budget Class	FTE	GR	FED	OTHER	TOTAL	Explanation
TAFP After VETOES							
	PS	0.00	0	0	0	0	
	EE	0.00	0	26,979,316	0	26,979,316	
	PD	0.00	0	0	0	0	
	TRF	0.00	0	0	0	0	
	Total	**0.00**	**0**	**26,979,316**	**0**	**26,979,316**	
One-Times							
	PS	0.00	0	0	0	0	
	EE	0.00	0	(26,979,316)	0	(26,979,316)	
	PD	0.00	0	0	0	0	
	TRF	0.00	0	0	0	0	
	Total	**0.00**	**0**	**(26,979,316)**	**0**	**(26,979,316)**	
FY 27 Beginning Core							
	PS	0.00	0	0	0	0	
	EE	0.00	0	0	0	0	
	PD	0.00	0	0	0	0	
	TRF	0.00	0	0	0	0	
	Total	**0.00**	**0**	**0**	**0**	**0**	

Department Request Adjustments

CORE DECISION ITEM

Dept Of Mental Health | **Budget Unit 750171B**
Office of Director
CORE - Contracted Staffing | **Bill Section 10.015**

	Budget Class	FTE	GR	FED	OTHER	TOTAL	Explanation
Net Department Request Adjustments		**0.00**	**0**	**0**	**0**	**0**	
Department Request Core							
	PS	0.00	0	0	0	0	
	EE	0.00	0	0	0	0	
	PD	0.00	0	0	0	0	
	TRF	0.00	0	0	0	0	
	Total	**0.00**	**0**	**0**	**0**	**0**	
Governor's Recommended Core							
	PS	0.00	0	0	0	0	
	EE	0.00	0	0	0	0	
	PD	0.00	0	0	0	0	
	TRF	0.00	0	0	0	0	
	Total	**0.00**	**0**	**0**	**0**	**0**	

CORE DECISION ITEM

Dept Of Mental Health | **Budget Unit 750171B**
Office of Director
CORE - Contracted Staffing | **Bill Section 10.015**

Summary of the Core by Expenditure Types

	FY25 Budget		FY25 Actual		FY26 Budget		FY26 Actual as of 8/31/25		FY27 DTREQ		FY27 GVREC	
Account	**Dollars**	**FTE**	**Dollars**	**FTE**	**Dollars**	**FTE**	**Dollars**	**FTE**	**Dollars**	**FTE**	**Dollars**	**FTE**
Professional Services	27,738,076	0.00	17,715,061	0.00	26,979,316	0.00	2,960,748	0.00	0	0.00	0	0.00
Total EE	**27,738,076**	**0.00**	**17,715,061**	**0.00**	**26,979,316**	**0.00**	**2,960,748**	**0.00**	**0**	**0.00**	**0**	**0.00**
Grand Total	**27,738,076**	**0.00**	**17,715,061**	**0.00**	**26,979,316**	**0.00**	**2,960,748**	**0.00**	**0**	**0.00**	**0**	**0.00**

CORE DECISION ITEM

Dept Of Mental Health
Office of the Director
CORE - Operational Support

Budget Unit 750008B

Bill Section 10.020

1. CORE FINANCIAL SUMMARY

FY 2027 Department Request

	GR	Federal	Other	Total
PS	7,167,142	1,317,826	0	8,484,968
EE	3,760,614	794,441	0	4,555,055
PSD	90,000	0	0	90,000
TRF	0	0	0	0
Total	**11,017,756**	**2,112,267**	**0**	**13,130,023**
FTE	**107.65**	**18.90**	**0.00**	**126.55**
Est. Fringe	4,641,195	838,780	0	5,479,975

Note: Fringes budgeted in Appropriation Bill 5 except for certain fringes budgeted directly to MoDOT, Highway Patrol, and Conservation.

Federal Funds: 1148:Department of Mental Health Federal

FY 2027 Governor's Recommended

	GR	Federal	Other	Total
PS	0	0	0	0
EE	0	0	0	0
PSD	0	0	0	0
TRF	0	0	0	0
Total	**0**	**0**	**0**	**0**
FTE	**0.00**	**0.00**	**0.00**	**0.00**
Est. Fringe	0	0	0	0

Note: Fringes budgeted in Appropriation Bill 5 except for certain fringes budgeted directly to MoDOT, Highway Patrol, and Conservation.

2. CORE DESCRIPTION

Operational Support responsibilities include a wide range of administrative and financial services. This core funding includes the following offices and obligations: Administration, Human Resources, Public Affairs, Governmental Affairs, Audit Services, General Counsel, Constituent Services, Disaster Services, Investigations, Children's Services, Trauma Services, Deaf Services, and Department Overhead expenses.

3. PROGRAM LISTING (list programs included in this core funding)

Operational Support

CORE DECISION ITEM

Dept Of Mental Health
Office of the Director
CORE - Operational Support

Budget Unit 750008B

Bill Section 10.020

4. FINANCIAL HISTORY

	FY 2023 Actual	FY 2024 Actual	FY 2025 Actual	FY 2026 Current Yr. as of 8/31/25
Appropriations (All Funds)	11,691,573	12,308,229	13,525,065	13,830,023
Less Reverted (All Funds)	(293,523)	(204,387)	(210,950)	(351,533)
Less Restricted (All Funds)*	0	0	0	0
Less Transfers Out	0	0	0	0
Plus Transfers In	0	0	0	0
Budget Authority (All Funds)	11,398,050	12,103,842	13,314,115	13,478,490
Actual Expenditures (all Fund	10,966,005	11,699,896	12,115,037	1,514,800
Unexpended (All Funds)	432,045	403,946	1,199,078	11,963,690
Unexpended by Fund:				
General Revenue	257,624	122,067	724,657	10,077,562
Federal	174,421	281,880	474,421	1,886,128
Other	0	0	0	0



*Restricted amount is as of Sep 1, 2025

Reverted includes the statutory three-percent reserve amount (when applicable).
Restricted includes any Governor's Expenditure Restrictions which remained at the end of the fiscal year (when applicable).

CORE DECISION ITEM

Dept Of Mental Health | **Budget Unit 750008B**
Office of the Director
CORE - Operational Support | **Bill Section 10.020**

NOTES:

FY 2023, FY 2024, FY 2025 - Lapse amount for Federal funds occurred as a result of lower collections to support spending authority.
FY 2023, FY 2024 - Lapse amount for General Revenue funds occurred as a result of unexpended EHR funding due to the time it takes to design and implement the system.
FY 2025 - Lapse amount for General Revenue funds occurred as a result of unexpended Legal Representation CTC due to actual expenses coming under projections.

CORE DECISION ITEM

Dept Of Mental Health
Office of the Director
CORE - Operational Support

Budget Unit 750008B

Bill Section 10.020

5. CORE RECONCILIATION DETAIL

	Budget Class	FTE	GR	FED	OTHER	TOTAL	Explanation
TAFP After VETOES							
	PS	126.55	7,167,142	1,317,826	0	8,484,968	
	EE	0.00	4,460,614	794,441	0	5,255,055	
	PD	0.00	90,000	0	0	90,000	
	TRF	0.00	0	0	0	0	
	Total	**126.55**	**11,717,756**	**2,112,267**	**0**	**13,830,023**	
One-Times							
	PS	0.00	0	0	0	0	
	EE	0.00	(700,000)	0	0	(700,000)	
	PD	0.00	0	0	0	0	
	TRF	0.00	0	0	0	0	
	Total	**0.00**	**(700,000)**	**0**	**0**	**(700,000)**	
FY 27 Beginning Core							
	PS	126.55	7,167,142	1,317,826	0	8,484,968	
	EE	0.00	3,760,614	794,441	0	4,555,055	
	PD	0.00	90,000	0	0	90,000	
	TRF	0.00	0	0	0	0	
	Total	**126.55**	**11,017,756**	**2,112,267**	**0**	**13,130,023**	

Department Request Adjustments

CORE DECISION ITEM

Dept Of Mental Health | **Budget Unit 750008B**
Office of the Director
CORE - Operational Support | **Bill Section 10.020**

			Budget Class	FTE	GR	FED	OTHER	TOTAL	Explanation
Core Reallocation	CRA.75B.003	15307	PS	0.00	0	0	0	0	Reallocation to reflect FY27 planned spending
Core Reallocation	CRA.75B.003	15311	PS	0.00	0	0	0	0	Reallocation to reflect FY27 planned spending
Core Reallocation	CRA.75B.003	16978	PS	0.00	0	0	0	0	Reallocation to reflect FY27 planned spending
Core Reallocation	CRA.75B.003	15310	EE	0.00	0	0	0	0	Reallocation to reflect FY27 planned spending
Core Reallocation	CRA.75B.003	18203	EE	0.00	0	0	0	0	Reallocation to reflect FY27 planned spending
Net Department Request Adjustments				**0.00**	**0**	**0**	**0**	**0**	
Department Request Core									
			PS	126.55	7,167,142	1,317,826	0	8,484,968	
			EE	0.00	3,760,614	794,441	0	4,555,055	
			PD	0.00	90,000	0	0	90,000	
			TRF	0.00	0	0	0	0	
			Total	**126.55**	**11,017,756**	**2,112,267**	**0**	**13,130,023**	
Governor's Recommended Core									
			PS	0.00	0	0	0	0	
			EE	0.00	0	0	0	0	
			PD	0.00	0	0	0	0	
			TRF	0.00	0	0	0	0	
			Total	**0.00**	**0**	**0**	**0**	**0**	

CORE DECISION ITEM

Dept Of Mental Health | **Budget Unit 750008B**
Office of the Director
CORE - Operational Support | **Bill Section 10.020**

Summary of the Core by Expenditure Types

	FY25 Budget		FY25 Actual		FY26 Budget		FY26 Actual as of 8/31/25		FY27 DTREQ		FY27 GVREC	
Account	**Dollars**	**FTE**	**Dollars**	**FTE**	**Dollars**	**FTE**	**Dollars**	**FTE**	**Dollars**	**FTE**	**Dollars**	**FTE**
Leave Payouts	0	0.00	25,272	0.00	35,369	0.00	27,536	0.00	0	0.00	0	0.00
Benefit Eligible Wages	7,923,878	126.55	7,270,932	103.97	8,225,316	123.23	1,259,996	17.02	8,482,162	126.50	0	0.00
Planned Hourly Wages	0	0.00	3,564	0.16	224,283	3.32	2,802	0.10	2,806	0.05	0	0.00
Provisional Wages	0	0.00	168,851	2.81	0	0.00	30,065	0.47	0	0.00	0	0.00
Total PS	**7,923,878**	**126.55**	**7,468,619**	**106.95**	**8,484,968**	**126.55**	**1,320,399**	**17.59**	**8,484,968**	**126.55**	**0**	**0.00**
In State Travel	184,882	0.00	212,686	0.00	187,951	0.00	42,592	0.00	207,951	0.00	0	0.00
Out of State Travel	1,091	0.00	9,731	0.00	1,091	0.00	580	0.00	1,091	0.00	0	0.00
Supplies	416,505	0.00	112,308	0.00	415,505	0.00	10,566	0.00	157,005	0.00	0	0.00
Professional Development	38,060	0.00	16,700	0.00	38,060	0.00	5,633	0.00	38,060	0.00	0	0.00
Communications Services and Supplies	130,742	0.00	89,590	0.00	131,742	0.00	18,038	0.00	131,742	0.00	0	0.00
Professional Services	3,471,928	0.00	3,851,779	0.00	3,337,727	0.00	43,294	0.00	2,876,227	0.00	0	0.00
Housekeeping and Janitorial Services	13,000	0.00	0	0.00	14,000	0.00	1,934	0.00	14,000	0.00	0	0.00
Maintenance and Repair Services	159,737	0.00	9,794	0.00	83,737	0.00	256	0.00	83,737	0.00	0	0.00
Computer Equipment	700,000	0.00	45,092	0.00	600,000	0.00	56,075	0.00	600,000	0.00	0	0.00
Office Equipment Expenses	21,021	0.00	12,960	0.00	121,021	0.00	2,980	0.00	121,021	0.00	0	0.00
Other Equipment	351,982	0.00	48,772	0.00	276,982	0.00	5,802	0.00	276,982	0.00	0	0.00
Property and Improvements Expenses	0	0.00	195,901	0.00	25,000	0.00	0	0.00	25,000	0.00	0	0.00
Building Lease Payments Operating	599	0.00	2,390	0.00	599	0.00	0	0.00	599	0.00	0	0.00
Equipment Lease Payments	199	0.00	1,672	0.00	199	0.00	0	0.00	199	0.00	0	0.00
Miscellaneous Expenses	21,441	0.00	37,043	0.00	21,441	0.00	6,652	0.00	21,441	0.00	0	0.00
Total EE	**5,511,187**	**0.00**	**4,646,418**	**0.00**	**5,255,055**	**0.00**	**194,401**	**0.00**	**4,555,055**	**0.00**	**0**	**0.00**

CORE DECISION ITEM

Dept Of Mental Health
Office of the Director
CORE - Operational Support

Budget Unit 750008B

Bill Section 10.020

	FY25 Budget		FY25 Actual		FY26 Budget		FY26 Actual as of 8/31/25		FY27 DTREQ		FY27 GVREC	
Account	**Dollars**	**FTE**	**Dollars**	**FTE**	**Dollars**	**FTE**	**Dollars**	**FTE**	**Dollars**	**FTE**	**Dollars**	**FTE**
Program Disbursements	90,000	0.00	0	0.00	90,000	0.00	0	0.00	90,000	0.00	0	0.00
Total PSD	**90,000**	**0.00**	**0**	**0.00**	**90,000**	**0.00**	**0**	**0.00**	**90,000**	**0.00**	**0**	**0.00**
Grand Total	**13,525,065**	**126.55**	**12,115,037**	**106.95**	**13,830,023**	**126.55**	**1,514,800**	**17.59**	**13,130,023**	**126.55**	**0**	**0.00**

FLEXIBILITY REQUEST FORM

BUDGET UNIT NUMBER: 750008B **BUDGET UNIT NAME:** Operational Support **APPROPRIATION BILL SECTION:** 10.020	**DEPARTMENT:** DEPARTMENT OF MENTAL HEALTH **DIVISION:** DIRECTOR'S OFFICE

1. Provide the amount by fund of personal service flexibility and the amount by fund of expense and equipment flexibility you are requesting in dollar and percentage terms and explain why the flexibility is needed. If flexibility is being requested among divisions, provide the amount by fund of flexibility you are requesting in dollar and percentage terms and explain why the flexibility is needed.

DEPARTMENT REQUEST

ELECTRONIC MEDICAL RECORD SYSTEM INITIATIVE/HEALTH CARE TECHNOLOGY:
Budget flexibility of thirty percent (30%) is requested to move funds between personal service and/or expense and equipment and/or program distributions as actual expenditures may fluctuate from year to year.

2. Estimate how much flexibility will be used for the budget year. How much flexibility was used in the Prior Year Budget and the Current Year Budget? Please specify the amount.

PRIOR YEAR ACTUAL AMOUNT OF FLEXIBILITY USED	CURRENT YEAR ESTIMATED AMOUNT OF FLEXIBILITY THAT WILL BE USED	ESTIMATED AMOUNT OF FLEXIBILITY THAT WILL BE USED
None used.	DMH does not have flex in this section for FY26.	Flexibility usage is difficult to estimate at this time.

3. Please explain how flexibility was used in the prior and/or current years.

PRIOR YEAR EXPLAIN ACTUAL USE	CURRENT YEAR EXPLAIN PLANNED USE
None used.	None used.

CORE DECISION ITEM

Dept Of Mental Health | **Budget Unit 750012B**
Office of the Director
CORE - Staff Training | **Bill Section 10.025**

1. CORE FINANCIAL SUMMARY

	FY 2027 Department Request					FY 2027 Governor's Recommended			
	GR	Federal	Other	Total		GR	Federal	Other	Total
PS	0	231,677	0	231,677	**PS**	0	0	0	0
EE	358,140	842,186	0	1,200,326	**EE**	0	0	0	0
PSD	301,000	0	0	301,000	**PSD**	0	0	0	0
TRF	0	0	0	0	**TRF**	0	0	0	0
Total	**659,140**	**1,073,863**	**0**	**1,733,003**	**Total**	**0**	**0**	**0**	**0**
FTE	**0.00**	**0.00**	**0.00**	**0.00**	**FTE**	**0.00**	**0.00**	**0.00**	**0.00**
Est. Fringe	0	93,180	0	93,180	**Est. Fringe**	0	0	0	0

Note: Fringes budgeted in Appropriation Bill 5 except for certain fringes budgeted directly to MoDOT, Highway Patrol, and Conservation.

Note: Fringes budgeted in Appropriation Bill 5 except for certain fringes budgeted directly to MoDOT, Highway Patrol, and Conservation.

Federal Funds: 1148:Department of Mental Health Federal

2. CORE DESCRIPTION

This core funding will allow for training needed for direct care staff and provide maintenance costs for the Network of Care information and Learning Management System.

Surveys of direct care and regional center staff and an assessment of DMH training/workforce development needs indicates that staff training and development is not adequate and has negatively impacted the department's ability to: (1) provide quality care and services; (2) recruit and retain qualified personnel; (3) develop successful leaders, managers and supervisors; and (4) improve and sustain operational effectiveness and efficiency.

Increased and ongoing investment in staff training and development is critical to:

-Ensuring the safety of consumers and employees;
-Providing meaningful treatment and support of consumers with aggressive behaviors;
-Providing meaningful treatment and support of consumers with complex and co-occurring medical, developmental, psychiatric and substance use disorders;
-Meeting licensing and accreditation requirements;
-Meeting state guidelines for supervisor and management training; and
-Improving service delivery through the use of new, complex technology and data systems.

CORE DECISION ITEM

Dept Of Mental Health | **Budget Unit 750012B**
Office of the Director
CORE - Staff Training | **Bill Section 10.025**

3. PROGRAM LISTING (list programs included in this core funding)

Staff Training

CORE DECISION ITEM

Dept Of Mental Health | **Budget Unit 750012B**
Office of the Director
CORE - Staff Training | **Bill Section 10.025**

4. FINANCIAL HISTORY

	FY 2023 Actual	FY 2024 Actual	FY 2025 Actual	FY 2026 Current Yr. as of 8/31/25
Appropriations (All Funds)	1,834,922	1,722,759	1,729,849	1,733,003
Less Reverted (All Funds)	(23,674)	(19,774)	(19,774)	(19,774)
Less Restricted (All Funds)*	0	0	0	0
Less Transfers Out	0	0	0	0
Plus Transfers In	0	0	0	0
Budget Authority (All Funds)	1,811,248	1,702,985	1,710,075	1,713,229
Actual Expenditures (all Fund	946,167	1,318,783	991,591	68,167
Unexpended (All Funds)	865,081	384,202	718,484	1,645,062
Unexpended by Fund:				
General Revenue	189,620	84,553	33,384	610,518
Federal	675,462	299,649	685,101	1,034,544
Other	0	0	0	0



*Restricted amount is as of Sep 1, 2025

Reverted includes the statutory three-percent reserve amount (when applicable).
Restricted includes any Governor's Expenditure Restrictions which remained at the end of the fiscal year (when applicable).

NOTES:

FY 2023 - Funding was received to implement the Learning Management System (LMS). GR lapse was due to LMS system coming in under projections.
FY 2023, FY 2024, FY 2025 - Lapse of funding was due to the timing of invoices related to travel costs associated with trainings.

CORE DECISION ITEM

Dept Of Mental Health
Office of the Director
CORE - Staff Training

Budget Unit 750012B

Bill Section 10.025

5. CORE RECONCILIATION DETAIL

	Budget Class	FTE	GR	FED	OTHER	TOTAL	Explanation
TAFP After VETOES							
	PS	0.00	0	231,677	0	231,677	
	EE	0.00	358,140	842,186	0	1,200,326	
	PD	0.00	301,000	0	0	301,000	
	TRF	0.00	0	0	0	0	
	Total	**0.00**	**659,140**	**1,073,863**	**0**	**1,733,003**	
One-Times							
	PS	0.00	0	0	0	0	
	EE	0.00	0	0	0	0	
	PD	0.00	0	0	0	0	
	TRF	0.00	0	0	0	0	
	Total	**0.00**	**0**	**0**	**0**	**0**	
FY 27 Beginning Core							
	PS	0.00	0	231,677	0	231,677	
	EE	0.00	358,140	842,186	0	1,200,326	
	PD	0.00	301,000	0	0	301,000	
	TRF	0.00	0	0	0	0	
	Total	**0.00**	**659,140**	**1,073,863**	**0**	**1,733,003**	

Department Request Adjustments

CORE DECISION ITEM

Dept Of Mental Health | **Budget Unit 750012B**
Office of the Director
CORE - Staff Training | **Bill Section 10.025**

			Budget Class	FTE	GR	FED	OTHER	TOTAL	Explanation
Core Reallocation	CRA.75B.005	17025	PS	0.00	0	0	0	0	Reallocation to reflect FY27 planned spending
Core Reallocation	CRA.75B.005	14170	EE	0.00	0	0	0	0	Reallocation to reflect FY27 planned spending
Core Reallocation	CRA.75B.005	12247	EE	0.00	0	0	0	0	Reallocation to reflect FY27 planned spending
Core Reallocation	CRA.75B.005	13110	EE	0.00	0	0	0	0	Reallocation to reflect FY27 planned spending
Core Reallocation	CRA.75B.005	14170	PD	0.00	0	0	0	0	Reallocation to reflect FY27 planned spending
Net Department Request Adjustments				**0.00**	**0**	**0**	**0**	**0**	
Department Request Core									
			PS	0.00	0	231,677	0	231,677	
			EE	0.00	358,140	842,186	0	1,200,326	
			PD	0.00	301,000	0	0	301,000	
			TRF	0.00	0	0	0	0	
			Total	**0.00**	**659,140**	**1,073,863**	**0**	**1,733,003**	
Governor's Recommended Core									
			PS	0.00	0	0	0	0	
			EE	0.00	0	0	0	0	
			PD	0.00	0	0	0	0	
			TRF	0.00	0	0	0	0	
			Total	**0.00**	**0**	**0**	**0**	**0**	

CORE DECISION ITEM

Dept Of Mental Health
Office of the Director
CORE - Staff Training

Budget Unit 750012B

Bill Section 10.025

Summary of the Core by Expenditure Types

	FY25 Budget		FY25 Actual		FY26 Budget		FY26 Actual as of 8/31/25		FY27 DTREQ		FY27 GVREC	
Account	**Dollars**	**FTE**	**Dollars**	**FTE**	**Dollars**	**FTE**	**Dollars**	**FTE**	**Dollars**	**FTE**	**Dollars**	**FTE**
Salary Differential	0	0.00	1,883	0.00	1,889	0.00	384	0.00	0	0.00	0	0.00
Leave Payouts	0	0.00	(133)	0.00	156	0.00	(253)	0.00	0	0.00	0	0.00
Benefit Eligible Wages	228,643	0.00	137,667	3.97	154,526	0.00	20,824	0.25	153,235	0.00	0	0.00
Provisional Wages	0	0.00	3,224	0.21	0	0.00	0	0.00	0	0.00	0	0.00
Per Diem and Stipend Wages	0	0.00	81,870	0.00	75,106	0.00	0	0.00	78,442	0.00	0	0.00
Total PS	**228,643**	**0.00**	**224,511**	**4.17**	**231,677**	**0.00**	**20,955**	**0.25**	**231,677**	**0.00**	**0**	**0.00**
In State Travel	59,331	0.00	87,062	0.00	59,451	0.00	18,501	0.00	86,000	0.00	0	0.00
Out of State Travel	30,130	0.00	43,370	0.00	30,130	0.00	3,316	0.00	85,140	0.00	0	0.00
Supplies	21,560	0.00	0	0.00	21,560	0.00	0	0.00	40,000	0.00	0	0.00
Professional Development	517,287	0.00	181,991	0.00	517,287	0.00	25,032	0.00	370,000	0.00	0	0.00
Professional Services	500,188	0.00	91,749	0.00	500,188	0.00	0	0.00	537,705	0.00	0	0.00
Maintenance and Repair Services	54,000	0.00	343,889	0.00	54,000	0.00	0	0.00	53,481	0.00	0	0.00
Other Equipment	3,000	0.00	0	0.00	3,000	0.00	0	0.00	12,000	0.00	0	0.00
Building Lease Payments Operating	2,350	0.00	775	0.00	2,350	0.00	0	0.00	5,000	0.00	0	0.00
Equipment Lease Payments	1,658	0.00	0	0.00	1,658	0.00	0	0.00	5,000	0.00	0	0.00
Miscellaneous Expenses	10,702	0.00	3,244	0.00	10,702	0.00	363	0.00	6,000	0.00	0	0.00
Total EE	**1,200,206**	**0.00**	**752,079**	**0.00**	**1,200,326**	**0.00**	**47,212**	**0.00**	**1,200,326**	**0.00**	**0**	**0.00**
Program Disbursements	301,000	0.00	15,000	0.00	301,000	0.00	0	0.00	301,000	0.00	0	0.00
Total PSD	**301,000**	**0.00**	**15,000**	**0.00**	**301,000**	**0.00**	**0**	**0.00**	**301,000**	**0.00**	**0**	**0.00**

CORE DECISION ITEM

Dept Of Mental Health
Office of the Director
CORE - Staff Training

Budget Unit 750012B

Bill Section 10.025

Account	FY25 Budget		FY25 Actual		FY26 Budget		FY26 Actual as of 8/31/25		FY27 DTREQ		FY27 GVREC	
	Dollars	FTE	Dollars	FTE	Dollars	FTE	Dollars	FTE	Dollars	FTE	Dollars	FTE
Grand Total	1,729,849	0.00	991,591	4.17	1,733,003	0.00	68,167	0.25	1,733,003	0.00	0	0.00

FLEXIBILITY REQUEST FORM

BUDGET UNIT NUMBER: 750012B **BUDGET UNIT NAME:** STAFF TRAINING **APPROPRIATION BILL SECTION:** 10.025	**DEPARTMENT:** DEPARTMENT OF MENTAL HEALTH **DIVISION:** DIRECTOR'S OFFICE

1. Provide the amount by fund of personal service flexibility and the amount by fund of expense and equipment flexibility you are requesting in dollar and percentage terms and explain why the flexibility is needed. If flexibility is being requested among divisions, provide the amount by fund of flexibility you are requesting in dollar and percentage terms and explain why the flexibility is needed.

DEPARTMENT REQUEST

STAFF TRAINING:
Budget flexibility of ten percent (10%) is requested to move funds between personal service and expense and equipment as actual expenditures may fluctuate from year to year.

2. Estimate how much flexibility will be used for the budget year. How much flexibility was used in the Prior Year Budget and the Current Year Budget? Please specify the amount.

PRIOR YEAR ACTUAL AMOUNT OF FLEXIBILITY USED	CURRENT YEAR ESTIMATED AMOUNT OF FLEXIBILITY THAT WILL BE USED	ESTIMATED AMOUNT OF FLEXIBILITY THAT WILL BE USED
None used.	Flexibility usage is difficult to estimate at this time.	Flexibility usage is difficult to estimate at this time.

3. Please explain how flexibility was used in the prior and/or current years.

PRIOR YEAR EXPLAIN ACTUAL USE	CURRENT YEAR EXPLAIN PLANNED USE
None used.	None used.

CORE DECISION ITEM

Dept Of Mental Health | **Budget Unit 750147B**
Office of the Director
CORE - Employee Support Resources | **Bill Section 10.030**

1. CORE FINANCIAL SUMMARY

	FY 2027 Department Request					FY 2027 Governor's Recommended			
	GR	Federal	Other	Total		GR	Federal	Other	Total
PS	0	396,636	0	396,636	**PS**	0	0	0	0
EE	0	1,269,650	0	1,269,650	**EE**	0	0	0	0
PSD	0	0	0	0	**PSD**	0	0	0	0
TRF	0	0	0	0	**TRF**	0	0	0	0
Total	**0**	**1,666,286**	**0**	**1,666,286**	**Total**	**0**	**0**	**0**	**0**
FTE	**0.00**	**5.00**	**0.00**	**5.00**	**FTE**	**0.00**	**0.00**	**0.00**	**0.00**
Est. Fringe	0	241,207	0	241,207	**Est. Fringe**	0	0	0	0

Note: Fringes budgeted in Appropriation Bill 5 except for certain fringes budgeted directly to MoDOT, Highway Patrol, and Conservation.

Note: Fringes budgeted in Appropriation Bill 5 except for certain fringes budgeted directly to MoDOT, Highway Patrol, and Conservation.

Federal Funds: 1148:Department of Mental Health Federal

2. CORE DESCRIPTION

In the FY 2025 budget, the General Assembly appropriated federal funding to the Department of Mental Health (DMH) to focus on improving the health and retention of all DMH employees. Team members who feel supported by their employer come to work more engaged and productive. Like military, law enforcement, and other first responders, Mental Health employees experience trauma on a daily basis while at work. These traumatic events can have long lasting impact on their lives.

In response, the department has developed the Critical Incident Stress Management (CISM) Peer Network to respond to workplace trauma. There is a strong need to focus on the overall health and mental health of staff in order to address the impacts of workplace exposure to violence, trauma, and traumatic events. Impacts of workplace trauma include: greater work absenteeism, increased job turnover, poor physical health, depression, Post-Traumatic Stress Disorder, a significantly higher rate of worker's compensation injuries, and many other negative consequences.

3. PROGRAM LISTING (list programs included in this core funding)

Employee Support Resources

CORE DECISION ITEM

Dept Of Mental Health | **Budget Unit 750147B**
Office of the Director
CORE - Employee Support Resources | **Bill Section 10.030**

4. FINANCIAL HISTORY

	FY 2023 Actual	FY 2024 Actual	FY 2025 Actual	FY 2026 Current Yr. as of 8/31/25
Appropriations (All Funds)	0	0	1,675,000	1,666,286
Less Reverted (All Funds)	0	0	0	0
Less Restricted (All Funds)*	0	0	0	0
Less Transfers Out	0	0	0	0
Plus Transfers In	0	0	0	0
Budget Authority (All Funds)	0	0	1,675,000	1,666,286
Actual Expenditures (all Fund	0	0	1,500,770	191,987
Unexpended (All Funds)	0	0	174,230	1,474,299
Unexpended by Fund:				
General Revenue	0	0	0	0
Federal	0	0	174,230	1,474,299
Other	0	0	0	0

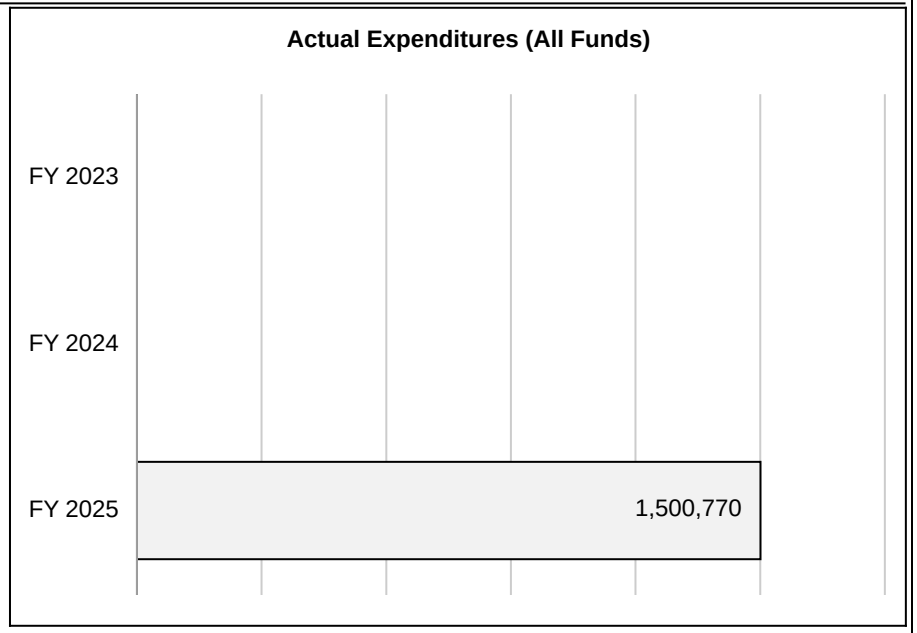

*Restricted amount is as of Sep 1, 2025

Reverted includes the statutory three-percent reserve amount (when applicable).
Restricted includes any Governor's Expenditure Restrictions which remained at the end of the fiscal year (when applicable).

NOTES:

FY 2025 - Lapse amount of federal funds occurred as a result of timing of procurement and implementation of the CISM Peer Network.

CORE DECISION ITEM

Dept Of Mental Health | **Budget Unit 750147B**
Office of the Director
CORE - Employee Support Resources | **Bill Section 10.030**

5. CORE RECONCILIATION DETAIL

	Budget Class	FTE	GR	FED	OTHER	TOTAL	Explanation
TAFP After VETOES							
	PS	5.00	0	396,636	0	396,636	
	EE	0.00	0	1,269,650	0	1,269,650	
	PD	0.00	0	0	0	0	
	TRF	0.00	0	0	0	0	
	Total	**5.00**	**0**	**1,666,286**	**0**	**1,666,286**	
One-Times							
	PS	0.00	0	0	0	0	
	EE	0.00	0	0	0	0	
	PD	0.00	0	0	0	0	
	TRF	0.00	0	0	0	0	
	Total	**0.00**	**0**	**0**	**0**	**0**	
FY 27 Beginning Core							
	PS	5.00	0	396,636	0	396,636	
	EE	0.00	0	1,269,650	0	1,269,650	
	PD	0.00	0	0	0	0	
	TRF	0.00	0	0	0	0	
	Total	**5.00**	**0**	**1,666,286**	**0**	**1,666,286**	

Department Request Adjustments

CORE DECISION ITEM

Dept Of Mental Health | **Budget Unit 750147B**
Office of the Director
CORE - Employee Support Resources | **Bill Section 10.030**

	Budget Class	FTE	GR	FED	OTHER	TOTAL	Explanation
Net Department Request Adjustments		**0.00**	**0**	**0**	**0**	**0**	
Department Request Core							
	PS	5.00	0	396,636	0	396,636	
	EE	0.00	0	1,269,650	0	1,269,650	
	PD	0.00	0	0	0	0	
	TRF	0.00	0	0	0	0	
	Total	**5.00**	**0**	**1,666,286**	**0**	**1,666,286**	
Governor's Recommended Core							
	PS	0.00	0	0	0	0	
	EE	0.00	0	0	0	0	
	PD	0.00	0	0	0	0	
	TRF	0.00	0	0	0	0	
	Total	**0.00**	**0**	**0**	**0**	**0**	

CORE DECISION ITEM

Dept Of Mental Health | **Budget Unit 750147B**
Office of the Director
CORE - Employee Support Resources | **Bill Section 10.030**

Summary of the Core by Expenditure Types

	FY25 Budget		FY25 Actual		FY26 Budget		FY26 Actual as of 8/31/25		FY27 DTREQ		FY27 GVREC	
Account	**Dollars**	**FTE**	**Dollars**	**FTE**	**Dollars**	**FTE**	**Dollars**	**FTE**	**Dollars**	**FTE**	**Dollars**	**FTE**
Benefit Eligible Wages	385,000	5.00	258,592	3.32	396,636	5.00	73,182	0.94	396,636	5.00	0	0.00
Total PS	**385,000**	**5.00**	**258,592**	**3.32**	**396,636**	**5.00**	**73,182**	**0.94**	**396,636**	**5.00**	**0**	**0.00**
In State Travel	50,000	0.00	133,028	0.00	50,000	0.00	3,978	0.00	50,000	0.00	0	0.00
Out of State Travel	0	0.00	4,162	0.00	0	0.00	5,012	0.00	0	0.00	0	0.00
Supplies	222,150	0.00	141,010	0.00	222,150	0.00	26,896	0.00	222,150	0.00	0	0.00
Professional Development	6,000	0.00	14,853	0.00	6,000	0.00	5,480	0.00	6,000	0.00	0	0.00
Communications Services and Supplies	0	0.00	1,292	0.00	0	0.00	842	0.00	0	0.00	0	0.00
Professional Services	975,000	0.00	454,232	0.00	975,000	0.00	74,009	0.00	975,000	0.00	0	0.00
Computer Equipment	7,500	0.00	0	0.00	1,500	0.00	0	0.00	1,500	0.00	0	0.00
Office Equipment Expenses	14,350	0.00	67,250	0.00	0	0.00	0	0.00	0	0.00	0	0.00
Other Equipment	0	0.00	292,069	0.00	0	0.00	0	0.00	0	0.00	0	0.00
Property and Improvements Expenses	0	0.00	20,000	0.00	0	0.00	0	0.00	0	0.00	0	0.00
Building Lease Payments Operating	0	0.00	29,658	0.00	0	0.00	0	0.00	0	0.00	0	0.00
Equipment Lease Payments	15,000	0.00	3,656	0.00	15,000	0.00	0	0.00	15,000	0.00	0	0.00
Miscellaneous Expenses	0	0.00	80,968	0.00	0	0.00	2,587	0.00	0	0.00	0	0.00
Total EE	**1,290,000**	**0.00**	**1,242,178**	**0.00**	**1,269,650**	**0.00**	**118,805**	**0.00**	**1,269,650**	**0.00**	**0**	**0.00**
Grand Total	**1,675,000**	**5.00**	**1,500,770**	**3.32**	**1,666,286**	**5.00**	**191,987**	**0.94**	**1,666,286**	**5.00**	**0**	**0.00**

CORE DECISION ITEM

Dept Of Mental Health
Office of the Director
CORE - Refunds

Budget Unit 750013B

Bill Section 10.035

1. CORE FINANCIAL SUMMARY

FY 2027 Department Request

	GR	Federal	Other	Total
PS	0	0	0	0
EE	0	0	0	0
PSD	205,000	500,000	235,500	940,500
TRF	0	0	0	0
Total	**205,000**	**500,000**	**235,500**	**940,500**
FTE	**0.00**	**0.00**	**0.00**	**0.00**
Est. Fringe	0	0	0	0

Note: Fringes budgeted in Appropriation Bill 5 except for certain fringes budgeted directly to MoDOT, Highway Patrol, and Conservation.

FY 2027 Governor's Recommended

	GR	Federal	Other	Total
PS	0	0	0	0
EE	0	0	0	0
PSD	0	0	0	0
TRF	0	0	0	0
Total	**0**	**0**	**0**	**0**
FTE	**0.00**	**0.00**	**0.00**	**0.00**
Est. Fringe	0	0	0	0

Note: Fringes budgeted in Appropriation Bill 5 except for certain fringes budgeted directly to MoDOT, Highway Patrol, and Conservation.

Federal Funds: 1148:Department of Mental Health Federal

Other Funds: Various Funds

2. CORE DESCRIPTION

The department makes refunds for payments from third party payers from these appropriations. Mental health facilities may bill Medicare, MO HealthNet, private insurers and other financially responsible parties for client care. From time to time, facilities may overbill or collect duplicate payments from multiple payers. In these cases, it is necessary to pay refunds promptly.

3. PROGRAM LISTING (list programs included in this core funding)

Not applicable.

CORE DECISION ITEM

Dept Of Mental Health | **Budget Unit 750013B**
Office of the Director
CORE - Refunds | **Bill Section 10.035**

4. FINANCIAL HISTORY

	FY 2023 Actual	FY 2024 Actual	FY 2025 Actual	FY 2026 Current Yr. as of 8/31/25
Appropriations (All Funds)	690,500	690,500	945,500	940,500
Less Reverted (All Funds)	0	0	0	0
Less Restricted (All Funds)*	0	0	0	0
Less Transfers Out	0	0	0	0
Plus Transfers In	0	0	0	0
Budget Authority (All Funds)	690,500	690,500	945,500	940,500
Actual Expenditures (all Fund	311,415	155,002	48,733	5,267
Unexpended (All Funds)	379,085	535,498	896,767	935,233
Unexpended by Fund:				
General Revenue	203,642	197,496	184,266	202,200
Federal	3,124	121,137	495,984	499,700
Other	172,320	216,865	216,517	233,333



*Restricted amount is as of Sep 1, 2025

Reverted includes the statutory three-percent reserve amount (when applicable).
Restricted includes any Governor's Expenditure Restrictions which remained at the end of the fiscal year (when applicable).

NOTES:

FY 2023 - Expenditures increased because of grant related refunds.
FY 2025 - Appropriations increased due to increases in returning funds.

CORE DECISION ITEM

Dept Of Mental Health | **Budget Unit 750013B**
Office of the Director
CORE - Refunds | **Bill Section 10.035**

5. CORE RECONCILIATION DETAIL

	Budget Class	FTE	GR	FED	OTHER	TOTAL	Explanation
TAFP After VETOES							
	PS	0.00	0	0	0	0	
	EE	0.00	0	0	0	0	
	PD	0.00	205,000	500,000	235,500	940,500	
	TRF	0.00	0	0	0	0	
	Total	**0.00**	**205,000**	**500,000**	**235,500**	**940,500**	
One-Times							
	PS	0.00	0	0	0	0	
	EE	0.00	0	0	0	0	
	PD	0.00	0	0	0	0	
	TRF	0.00	0	0	0	0	
	Total	**0.00**	**0**	**0**	**0**	**0**	
FY 27 Beginning Core							
	PS	0.00	0	0	0	0	
	EE	0.00	0	0	0	0	
	PD	0.00	205,000	500,000	235,500	940,500	
	TRF	0.00	0	0	0	0	
	Total	**0.00**	**205,000**	**500,000**	**235,500**	**940,500**	

Department Request Adjustments

CORE DECISION ITEM

Dept Of Mental Health | **Budget Unit 750013B**
Office of the Director
CORE - Refunds | **Bill Section 10.035**

	Budget Class	FTE	GR	FED	OTHER	TOTAL	Explanation
Net Department Request Adjustments		**0.00**	**0**	**0**	**0**	**0**	
Department Request Core							
	PS	0.00	0	0	0	0	
	EE	0.00	0	0	0	0	
	PD	0.00	205,000	500,000	235,500	940,500	
	TRF	0.00	0	0	0	0	
	Total	**0.00**	**205,000**	**500,000**	**235,500**	**940,500**	
Governor's Recommended Core							
	PS	0.00	0	0	0	0	
	EE	0.00	0	0	0	0	
	PD	0.00	0	0	0	0	
	TRF	0.00	0	0	0	0	
	Total	**0.00**	**0**	**0**	**0**	**0**	

CORE DECISION ITEM

Dept Of Mental Health | **Budget Unit 750013B**
Office of the Director
CORE - Refunds | **Bill Section 10.035**

Summary of the Core by Expenditure Types

	FY25 Budget		FY25 Actual		FY26 Budget		FY26 Actual as of 8/31/25		FY27 DTREQ		FY27 GVREC	
Account	**Dollars**	**FTE**	**Dollars**	**FTE**	**Dollars**	**FTE**	**Dollars**	**FTE**	**Dollars**	**FTE**	**Dollars**	**FTE**
Refunds Expense	945,500	0.00	48,733	0.00	940,500	0.00	5,267	0.00	940,500	0.00	0	0.00
Total PSD	**945,500**	**0.00**	**48,733**	**0.00**	**940,500**	**0.00**	**5,267**	**0.00**	**940,500**	**0.00**	**0**	**0.00**
Grand Total	**945,500**	**0.00**	**48,733**	**0.00**	**940,500**	**0.00**	**5,267**	**0.00**	**940,500**	**0.00**	**0**	**0.00**

FLEXIBILITY REQUEST FORM

BUDGET UNIT NUMBER: 750013B **BUDGET UNIT NAME:** REFUNDS **APPROPRIATION BILL SECTION:** 10.035	**DEPARTMENT:** DEPARTMENT OF MENTAL HEALTH **DIVISION:** DIRECTOR'S OFFICE

1. Provide the amount by fund of personal service flexibility and the amount by fund of expense and equipment flexibility you are requesting in dollar and percentage terms and explain why the flexibility is needed. If flexibility is being requested among divisions, provide the amount by fund of flexibility you are requesting in dollar and percentage terms and explain why the flexibility is needed.

DEPARTMENT REQUEST

Twenty-five percent (25%) flexibility is allowed between federal and other funds. For proper accounting purposes, the Department of Mental Health (DMH) must refund third party payers from the fund that may have overbilled or collected duplicate payments. DMH requires flexibility between funds to not adversly affect the facilities' operations.

2. Estimate how much flexibility will be used for the budget year. How much flexibility was used in the Prior Year Budget and the Current Year Budget? Please specify the amount.

PRIOR YEAR ACTUAL AMOUNT OF FLEXIBILITY USED	CURRENT YEAR ESTIMATED AMOUNT OF FLEXIBILITY THAT WILL BE USED	ESTIMATED AMOUNT OF FLEXIBILITY THAT WILL BE USED
None used.	DMH does not have flex in this section for FY26.	Flexibility usage is difficult to estimate at this time.

3. Please explain how flexibility was used in the prior and/or current years.

PRIOR YEAR EXPLAIN ACTUAL USE	CURRENT YEAR EXPLAIN PLANNED USE
None used.	None used.

CORE DECISION ITEM

Dept Of Mental Health | **Budget Unit 750014B**
Office of the Director
CORE - Debt Offset Escrow Transfer | **Bill Section 10.035**

1. CORE FINANCIAL SUMMARY

FY 2027 Department Request

	GR	Federal	Other	Total
PS	0	0	0	0
EE	0	0	0	0
PSD	0	0	0	0
TRF	0	0	25,000	25,000
Total	**0**	**0**	**25,000**	**25,000**
FTE	**0.00**	**0.00**	**0.00**	**0.00**
Est. Fringe	0	0	0	0

Note: Fringes budgeted in Appropriation Bill 5 except for certain fringes budgeted directly to MoDOT, Highway Patrol, and Conservation.

Other Funds: 1753:Debt Offset Escrow Fund

FY 2027 Governor's Recommended

	GR	Federal	Other	Total
PS	0	0	0	0
EE	0	0	0	0
PSD	0	0	0	0
TRF	0	0	0	0
Total	**0**	**0**	**0**	**0**
FTE	**0.00**	**0.00**	**0.00**	**0.00**
Est. Fringe	0	0	0	0

Note: Fringes budgeted in Appropriation Bill 5 except for certain fringes budgeted directly to MoDOT, Highway Patrol, and Conservation.

2. CORE DESCRIPTION

This core provides for a Debt Offset Escrow Fund that allows the Department the ability to intercept tax refunds to clear debts owed for services delivered in state-operated hospitals.

3. PROGRAM LISTING (list programs included in this core funding)

Not applicable.

CORE DECISION ITEM

Dept Of Mental Health | **Budget Unit 750014B**
Office of the Director
CORE - Debt Offset Escrow Transfer | **Bill Section 10.035**

4. FINANCIAL HISTORY

	FY 2023 Actual	FY 2024 Actual	FY 2025 Actual	FY 2026 Current Yr. as of 8/31/25
Appropriations (All Funds)	25,000	25,000	25,000	25,000
Less Reverted (All Funds)	0	0	0	0
Less Restricted (All Funds)*	0	0	0	0
Less Transfers Out	0	0	0	0
Plus Transfers In	0	0	0	0
Budget Authority (All Funds)	25,000	25,000	25,000	25,000
Actual Expenditures (all Fund	1,058	16	77	0
Unexpended (All Funds)	23,942	24,984	24,923	25,000
Unexpended by Fund:				
General Revenue	0	0	0	0
Federal	0	0	0	0
Other	23,942	24,984	24,923	25,000

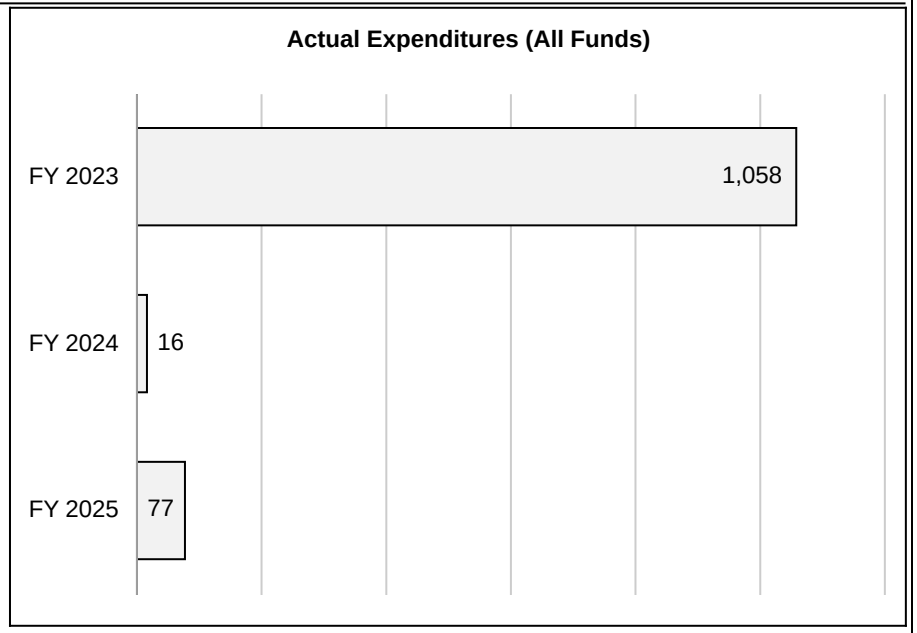

*Restricted amount is as of Sep 1, 2025

Reverted includes the statutory three-percent reserve amount (when applicable).
Restricted includes any Governor's Expenditure Restrictions which remained at the end of the fiscal year (when applicable).

CORE DECISION ITEM

Dept Of Mental Health | **Budget Unit 750014B**
Office of the Director
CORE - Debt Offset Escrow Transfer | **Bill Section 10.035**

5. CORE RECONCILIATION DETAIL

	Budget Class	FTE	GR	FED	OTHER	TOTAL	Explanation
TAFP After VETOES							
	PS	0.00	0	0	0	0	
	EE	0.00	0	0	0	0	
	PD	0.00	0	0	0	0	
	TRF	0.00	0	0	25,000	25,000	
	Total	**0.00**	**0**	**0**	**25,000**	**25,000**	
One-Times							
	PS	0.00	0	0	0	0	
	EE	0.00	0	0	0	0	
	PD	0.00	0	0	0	0	
	TRF	0.00	0	0	0	0	
	Total	**0.00**	**0**	**0**	**0**	**0**	
FY 27 Beginning Core							
	PS	0.00	0	0	0	0	
	EE	0.00	0	0	0	0	
	PD	0.00	0	0	0	0	
	TRF	0.00	0	0	25,000	25,000	
	Total	**0.00**	**0**	**0**	**25,000**	**25,000**	

Department Request Adjustments

CORE DECISION ITEM

Dept Of Mental Health | **Budget Unit 750014B**
Office of the Director
CORE - Debt Offset Escrow Transfer | **Bill Section 10.035**

	Budget Class	FTE	GR	FED	OTHER	TOTAL	Explanation
Net Department Request Adjustments		**0.00**	**0**	**0**	**0**	**0**	
Department Request Core							
	PS	0.00	0	0	0	0	
	EE	0.00	0	0	0	0	
	PD	0.00	0	0	0	0	
	TRF	0.00	0	0	25,000	25,000	
	Total	**0.00**	**0**	**0**	**25,000**	**25,000**	
Governor's Recommended Core							
	PS	0.00	0	0	0	0	
	EE	0.00	0	0	0	0	
	PD	0.00	0	0	0	0	
	TRF	0.00	0	0	0	0	
	Total	**0.00**	**0**	**0**	**0**	**0**	

CORE DECISION ITEM

Dept Of Mental Health | **Budget Unit 750014B**
Office of the Director
CORE - Debt Offset Escrow Transfer | **Bill Section 10.035**

Summary of the Core by Expenditure Types

	FY25 Budget		FY25 Actual		FY26 Budget		FY26 Actual as of 8/31/25		FY27 DTREQ		FY27 GVREC	
Account	**Dollars**	**FTE**	**Dollars**	**FTE**	**Dollars**	**FTE**	**Dollars**	**FTE**	**Dollars**	**FTE**	**Dollars**	**FTE**
Appropriated Transfers Out St	25,000	0.00	77	0.00	25,000	0.00	0	0.00	25,000	0.00	0	0.00
Total TRF	**25,000**	**0.00**	**77**	**0.00**	**25,000**	**0.00**	**0**	**0.00**	**25,000**	**0.00**	**0**	**0.00**
Grand Total	**25,000**	**0.00**	**77**	**0.00**	**25,000**	**0.00**	**0**	**0.00**	**25,000**	**0.00**	**0**	**0.00**

CORE DECISION ITEM

Dept Of Mental Health | **Budget Unit 750015B**
Office of the Director
CORE - Abandoned Fund Account Transfer | **Bill Section 10.040**

1. CORE FINANCIAL SUMMARY

	FY 2027 Department Working					FY 2027 Governor's Recommended			
	GR	Federal	Other	Total		GR	Federal	Other	Total
PS	0	0	0	0	**PS**	0	0	0	0
EE	0	0	0	0	**EE**	0	0	0	0
PSD	0	0	0	0	**PSD**	0	0	0	0
TRF	0	0	150,000	150,000	**TRF**	0	0	0	0
Total	**0**	**0**	**150,000**	**150,000**	**Total**	**0**	**0**	**0**	**0**
FTE	**0.00**	**0.00**	**0.00**	**0.00**	**FTE**	**0.00**	**0.00**	**0.00**	**0.00**
Est. Fringe	0	0	0	0	**Est. Fringe**	0	0	0	0

Note: Fringes budgeted in Appropriation Bill 5 except for certain fringes budgeted directly to MoDOT, Highway Patrol, and Conservation.

Note: Fringes budgeted in Appropriation Bill 5 except for certain fringes budgeted directly to MoDOT, Highway Patrol, and Conservation.

Other Funds: 1863:Abandoned Fund Account

2. CORE DESCRIPTION

This is an appropriated transfer section authorizing the transfer of funds from the Abandoned Fund Account to the Mental Health Trust Fund. This transfer is in accordance with Section 630.320, RSMo. If any patient or resident dies, is released, or otherwise leaves the care of the department, and leaves any personal funds in the custody of a department facility, the head of the facility shall use all proper diligence to refund such moneys. After one year from the date of departure, if any money remains in the custody of the facility and the owner is unknown or cannot be located, the money shall be disposed of in the following manner:
-- Amounts less than $100 shall be deposited into the State Treasury to the credit of the Mental Health Trust Fund. Such money shall escheat and vest absolutely in the State of Missouri, and all persons shall be forever barred and precluded from setting up title or claim to any of such moneys.
-- Amounts of $100 or more shall be deposited into the State Treasury to the credit of the General Revenue fund in a special account designated as the Abandoned Fund Account. Claims may be made, for a period of two years after deposit in the fund. If unclaimed after this period, the moneys shall be credited to the Mental Health Trust Fund and transferred from the Abandoned Fund Account to the Department's Mental Health Trust Fund. The funds are used in accordance with 630.330, RSMo.

3. PROGRAM LISTING (list programs included in this core funding)

Not applicable.

CORE DECISION ITEM

Dept Of Mental Health | **Budget Unit 750015B**
Office of the Director
CORE - Abandoned Fund Account Transfer | **Bill Section 10.040**

4. FINANCIAL HISTORY

	FY 2023 Actual	FY 2024 Actual	FY 2025 Actual	FY 2026 Current Yr. as of 8/31/25
Appropriations (All Funds)	100,000	100,000	150,000	150,000
Less Reverted (All Funds)	0	0	0	0
Less Restricted (All Funds)*	0	0	0	0
Less Transfers Out	0	0	0	0
Plus Transfers In	0	0	0	0
Budget Authority (All Funds)	100,000	100,000	150,000	150,000
Actual Expenditures (all Fund	42,480	99,400	82,271	0
Unexpended (All Funds)	57,520	600	67,729	150,000
Unexpended by Fund:				
General Revenue	0	0	0	0
Federal	0	0	0	0
Other	57,520	600	67,729	150,000

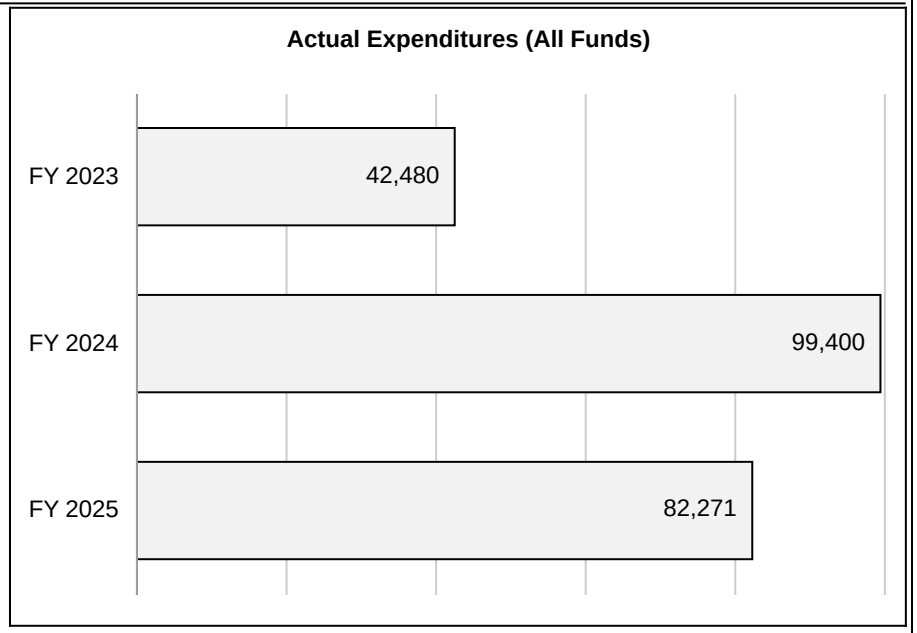

*Restricted amount is as of Sep 1, 2025

Reverted includes the statutory three-percent reserve amount (when applicable).
Restricted includes any Governor's Expenditure Restrictions which remained at the end of the fiscal year (when applicable).

NOTES:

FY 2025 - Appropriations increased to allow for a full transfer from the Abandoned Fund Account to the Mental Health Trust Fund.

CORE DECISION ITEM

Dept Of Mental Health | **Budget Unit 750015B**
Office of the Director
CORE - Abandoned Fund Account Transfer | **Bill Section 10.040**

5. CORE RECONCILIATION DETAIL

	Budget Class	FTE	GR	FED	OTHER	TOTAL	Explanation
TAFP After VETOES							
	PS	0.00	0	0	0	0	
	EE	0.00	0	0	0	0	
	PD	0.00	0	0	0	0	
	TRF	0.00	0	0	150,000	150,000	
	Total	**0.00**	**0**	**0**	**150,000**	**150,000**	
One-Times							
	PS	0.00	0	0	0	0	
	EE	0.00	0	0	0	0	
	PD	0.00	0	0	0	0	
	TRF	0.00	0	0	0	0	
	Total	**0.00**	**0**	**0**	**0**	**0**	
FY 27 Beginning Core							
	PS	0.00	0	0	0	0	
	EE	0.00	0	0	0	0	
	PD	0.00	0	0	0	0	
	TRF	0.00	0	0	150,000	150,000	
	Total	**0.00**	**0**	**0**	**150,000**	**150,000**	

Department Working Adjustments

CORE DECISION ITEM

Dept Of Mental Health | **Budget Unit 750015B**
Office of the Director
CORE - Abandoned Fund Account Transfer | **Bill Section 10.040**

	Budget Class	FTE	GR	FED	OTHER	TOTAL	Explanation
Net Department Working Adjustments		**0.00**	**0**	**0**	**0**	**0**	
Department Working Core							
	PS	0.00	0	0	0	0	
	EE	0.00	0	0	0	0	
	PD	0.00	0	0	0	0	
	TRF	0.00	0	0	150,000	150,000	
	Total	**0.00**	**0**	**0**	**150,000**	**150,000**	
Governor's Recommended Core							
	PS	0.00	0	0	0	0	
	EE	0.00	0	0	0	0	
	PD	0.00	0	0	0	0	
	TRF	0.00	0	0	0	0	
	Total	**0.00**	**0**	**0**	**0**	**0**	

CORE DECISION ITEM

Dept Of Mental Health | **Budget Unit 750015B**
Office of the Director
CORE - Abandoned Fund Account Transfer | **Bill Section 10.040**

Summary of the Core by Expenditure Types

	FY25 Budget		FY25 Actual		FY26 Budget		FY26 Actual as of 8/31/25		FY27 DTWORKING		FY27 GVREC	
Account	**Dollars**	**FTE**	**Dollars**	**FTE**	**Dollars**	**FTE**	**Dollars**	**FTE**	**Dollars**	**FTE**	**Dollars**	**FTE**
Appropriated Transfers Out St	150,000	0.00	82,271	0.00	150,000	0.00	0	0.00	150,000	0.00	0	0.00
Total TRF	**150,000**	**0.00**	**82,271**	**0.00**	**150,000**	**0.00**	**0**	**0.00**	**150,000**	**0.00**	**0**	**0.00**
Grand Total	**150,000**	**0.00**	**82,271**	**0.00**	**150,000**	**0.00**	**0**	**0.00**	**150,000**	**0.00**	**0**	**0.00**

CORE DECISION ITEM

Dept Of Mental Health | **Budget Unit 750016B**
Office of the Director
CORE - Mental Health Trust Fund | **Bill Section 10.045**

1. CORE FINANCIAL SUMMARY

	FY 2027 Department Request					FY 2027 Governor's Recommended			
	GR	Federal	Other	Total		GR	Federal	Other	Total
PS	0	0	587,347	587,347	**PS**	0	0	0	0
EE	0	0	1,700,000	1,700,000	**EE**	0	0	0	0
PSD	0	0	225,000	225,000	**PSD**	0	0	0	0
TRF	0	0	0	0	**TRF**	0	0	0	0
Total	**0**	**0**	**2,512,347**	**2,512,347**	**Total**	**0**	**0**	**0**	**0**
FTE	**0.00**	**0.00**	**7.50**	**7.50**	**FTE**	**0.00**	**0.00**	**0.00**	**0.00**
Est. Fringe	0	0	358,751	358,751	**Est. Fringe**	0	0	0	0

Note: Fringes budgeted in Appropriation Bill 5 except for certain fringes budgeted directly to MoDOT, Highway Patrol, and Conservation.

Other Funds: 1926:Mental Health Trust Fund

2. CORE DESCRIPTION

The Department of Mental Health (DMH) requests authority to expend monies from non-federal grants, gifts, donations, unclaimed funds, and canteen profits to support the delivery of service to DMH clients. According to 630.330, RSMo., the department may receive funding to conduct a variety of evaluation studies, including emerging, new medication studies, as well as other non-federal grant activities.

3. PROGRAM LISTING (list programs included in this core funding)

Not applicable.

CORE DECISION ITEM

Dept Of Mental Health | **Budget Unit 750016B**
Office of the Director
CORE - Mental Health Trust Fund | **Bill Section 10.045**

4. FINANCIAL HISTORY

	FY 2023 Actual	FY 2024 Actual	FY 2025 Actual	FY 2026 Current Yr. as of 8/31/25
Appropriations (All Funds)	2,443,339	2,488,436	2,506,465	2,512,347
Less Reverted (All Funds)	0	0	0	0
Less Restricted (All Funds)*	0	0	0	0
Less Transfers Out	0	0	0	0
Plus Transfers In	0	0	0	0
Budget Authority (All Funds)	2,443,339	2,488,436	2,506,465	2,512,347
Actual Expenditures (all Fund	554,533	505,527	380,160	118,575
Unexpended (All Funds)	1,888,806	1,982,909	2,126,305	2,393,772
Unexpended by Fund:				
General Revenue	0	0	0	0
Federal	0	0	0	0
Other	1,888,806	1,982,909	2,126,305	2,393,772



*Restricted amount is as of Sep 1, 2025

Reverted includes the statutory three-percent reserve amount (when applicable).
Restricted includes any Governor's Expenditure Restrictions which remained at the end of the fiscal year (when applicable).

CORE DECISION ITEM

Dept Of Mental Health | **Budget Unit 750016B**
Office of the Director
CORE - Mental Health Trust Fund | **Bill Section 10.045**

5. CORE RECONCILIATION DETAIL

	Budget Class	FTE	GR	FED	OTHER	TOTAL	Explanation
TAFP After VETOES							
	PS	7.50	0	0	587,347	587,347	
	EE	0.00	0	0	1,700,000	1,700,000	
	PD	0.00	0	0	225,000	225,000	
	TRF	0.00	0	0	0	0	
	Total	**7.50**	**0**	**0**	**2,512,347**	**2,512,347**	
One-Times							
	PS	0.00	0	0	0	0	
	EE	0.00	0	0	0	0	
	PD	0.00	0	0	0	0	
	TRF	0.00	0	0	0	0	
	Total	**0.00**	**0**	**0**	**0**	**0**	
FY 27 Beginning Core							
	PS	7.50	0	0	587,347	587,347	
	EE	0.00	0	0	1,700,000	1,700,000	
	PD	0.00	0	0	225,000	225,000	
	TRF	0.00	0	0	0	0	
	Total	**7.50**	**0**	**0**	**2,512,347**	**2,512,347**	

Department Request Adjustments

CORE DECISION ITEM

Dept Of Mental Health | **Budget Unit 750016B**
Office of the Director
CORE - Mental Health Trust Fund | **Bill Section 10.045**

			Budget Class	FTE	GR	FED	OTHER	TOTAL	Explanation
Core Reallocation	CRA.75B.007	14136	PS	0.00	0	0	0	0	Reallocation to reflect FY27 planned spending
Net Department Request Adjustments				**0.00**	**0**	**0**	**0**	**0**	
Department Request Core									
			PS	7.50	0	0	587,347	587,347	
			EE	0.00	0	0	1,700,000	1,700,000	
			PD	0.00	0	0	225,000	225,000	
			TRF	0.00	0	0	0	0	
			Total	**7.50**	**0**	**0**	**2,512,347**	**2,512,347**	
Governor's Recommended Core									
			PS	0.00	0	0	0	0	
			EE	0.00	0	0	0	0	
			PD	0.00	0	0	0	0	
			TRF	0.00	0	0	0	0	
			Total	**0.00**	**0**	**0**	**0**	**0**	

CORE DECISION ITEM

Dept Of Mental Health | **Budget Unit 750016B**
Office of the Director
CORE - Mental Health Trust Fund | **Bill Section 10.045**

Summary of the Core by Expenditure Types

	FY25 Budget		FY25 Actual		FY26 Budget		FY26 Actual as of 8/31/25		FY27 DTREQ		FY27 GVREC	
Account	**Dollars**	**FTE**	**Dollars**	**FTE**	**Dollars**	**FTE**	**Dollars**	**FTE**	**Dollars**	**FTE**	**Dollars**	**FTE**
Salary Differential	0	0.00	0	0.00	2,211	0.00	0	0.00	0	0.00	0	0.00
Leave Payouts	0	0.00	0	0.00	6	0.00	0	0.00	0	0.00	0	0.00
Benefit Eligible Wages	581,465	7.50	9,106	0.15	247,972	4.81	0	0.00	244,375	4.81	0	0.00
Planned Hourly Wages	0	0.00	1,393	0.01	337,158	2.69	200	0.00	342,972	2.69	0	0.00
Total PS	**581,465**	**7.50**	**10,500**	**0.16**	**587,347**	**7.50**	**200**	**0.00**	**587,347**	**7.50**	**0**	**0.00**
In State Travel	650	0.00	0	0.00	650	0.00	0	0.00	650	0.00	0	0.00
Fuel and Utilities	50	0.00	0	0.00	50	0.00	0	0.00	50	0.00	0	0.00
Supplies	493,098	0.00	72,733	0.00	493,098	0.00	4,406	0.00	493,098	0.00	0	0.00
Professional Development	5,468	0.00	750	0.00	5,468	0.00	0	0.00	5,468	0.00	0	0.00
Communications Services and Supplies	73,216	0.00	32,200	0.00	73,216	0.00	5,288	0.00	73,216	0.00	0	0.00
Professional Services	408,547	0.00	9,217	0.00	408,547	0.00	1,645	0.00	408,547	0.00	0	0.00
Maintenance and Repair Services	33,689	0.00	25,792	0.00	33,689	0.00	0	0.00	33,689	0.00	0	0.00
Computer Equipment	0	0.00	6,319	0.00	0	0.00	0	0.00	0	0.00	0	0.00
Motorized Equipment	0	0.00	84,710	0.00	0	0.00	95,260	0.00	0	0.00	0	0.00
Office Equipment Expenses	14,976	0.00	0	0.00	14,976	0.00	0	0.00	14,976	0.00	0	0.00
Other Equipment	386,088	0.00	35,922	0.00	386,088	0.00	148	0.00	386,088	0.00	0	0.00
Property and Improvements Expenses	50,250	0.00	32,712	0.00	50,250	0.00	0	0.00	50,250	0.00	0	0.00
Equipment Lease Payments	13,468	0.00	0	0.00	13,468	0.00	0	0.00	13,468	0.00	0	0.00
Miscellaneous Expenses	220,500	0.00	14,769	0.00	220,500	0.00	4,629	0.00	220,500	0.00	0	0.00
Total EE	**1,700,000**	**0.00**	**315,124**	**0.00**	**1,700,000**	**0.00**	**111,375**	**0.00**	**1,700,000**	**0.00**	**0**	**0.00**
Program Disbursements	225,000	0.00	54,536	0.00	225,000	0.00	7,000	0.00	225,000	0.00	0	0.00
Total PSD	**225,000**	**0.00**	**54,536**	**0.00**	**225,000**	**0.00**	**7,000**	**0.00**	**225,000**	**0.00**	**0**	**0.00**

CORE DECISION ITEM

Dept Of Mental Health
Office of the Director
CORE - Mental Health Trust Fund

Budget Unit 750016B

Bill Section 10.045

Account	FY25 Budget		FY25 Actual		FY26 Budget		FY26 Actual as of 8/31/25		FY27 DTREQ		FY27 GVREC	
	Dollars	FTE	Dollars	FTE	Dollars	FTE	Dollars	FTE	Dollars	FTE	Dollars	FTE
Grand Total	2,506,465	7.50	380,160	0.16	2,512,347	7.50	118,575	0.00	2,512,347	7.50	0	0.00

CORE DECISION ITEM

Dept Of Mental Health | **Budget Unit 750017B**
Office of the Director
CORE - Federal Funds | **Bill Section 10.050**

1. CORE FINANCIAL SUMMARY

	FY 2027 Department Working					FY 2027 Governor's Recommended			
	GR	Federal	Other	Total		GR	Federal	Other	Total
PS	0	156,157	0	156,157	**PS**	0	0	0	0
EE	0	2,462,390	0	2,462,390	**EE**	0	0	0	0
PSD	0	0	0	0	**PSD**	0	0	0	0
TRF	0	0	0	0	**TRF**	0	0	0	0
Total	**0**	**2,618,547**	**0**	**2,618,547**	**Total**	**0**	**0**	**0**	**0**
FTE	**0.00**	**2.00**	**0.00**	**2.00**	**FTE**	**0.00**	**0.00**	**0.00**	**0.00**
Est. Fringe	0	95,478	0	95,478	**Est. Fringe**	0	0	0	0

Note: Fringes budgeted in Appropriation Bill 5 except for certain fringes budgeted directly to MoDOT, Highway Patrol, and Conservation.

Note: Fringes budgeted in Appropriation Bill 5 except for certain fringes budgeted directly to MoDOT, Highway Patrol, and Conservation.

Federal Funds: 1148:Department of Mental Health Federal

2. CORE DESCRIPTION

This appropriation allows the Department of Mental Health (DMH) to accept federal grant funding that becomes available during a current fiscal year. Procedures consistent with the provisions of Section 630.090, RSMo. are followed.

In order to maximize the federal funding received in a fiscal year, the department needs to be able to accept and expend federal funding when it becomes available. The department utilizes this appropriation to take advantage of federal grant opportunities in a timely manner. Federal funds received are used only for a given year and if the funding continues into the next fiscal year, a new decision item is requested. Section 33.812, RSMo. requires that the department submit all new grant applications to the Office of Administration, the Budget Committee of the Missouri House of Representatives, and the Appropriations Committee of the Missouri Senate for review before accepting the federal funding.

3. PROGRAM LISTING (list programs included in this core funding)

Not applicable.

CORE DECISION ITEM

Dept Of Mental Health
Office of the Director
CORE - Federal Funds

Budget Unit 750017B

Bill Section 10.050

4. FINANCIAL HISTORY

	FY 2023 Actual	FY 2024 Actual	FY 2025 Actual	FY 2026 Current Yr. as of 8/31/25
Appropriations (All Funds)	2,597,351	2,609,157	2,613,853	2,618,547
Less Reverted (All Funds)	0	0	0	0
Less Restricted (All Funds)*	0	0	0	0
Less Transfers Out	0	0	0	0
Plus Transfers In	0	0	0	0
Budget Authority (All Funds)	2,597,351	2,609,157	2,613,853	2,618,547
Actual Expenditures (all Fund	2,441,117	453,657	383,397	123,115
Unexpended (All Funds)	156,234	2,155,500	2,230,456	2,495,432
Unexpended by Fund:				
General Revenue	0	0	0	0
Federal	156,234	2,155,500	2,230,456	2,495,432
Other	0	0	0	0



*Restricted amount is as of Sep 1, 2025

Reverted includes the statutory three-percent reserve amount (when applicable).
Restricted includes any Governor's Expenditure Restrictions which remained at the end of the fiscal year (when applicable).

NOTES:

FY 2023 - Increased expenditures include the FY 2020 SAMHSA Disaster Response State Grant Program.

CORE DECISION ITEM

Dept Of Mental Health
Office of the Director
CORE - Federal Funds

Budget Unit 750017B

Bill Section 10.050

5. CORE RECONCILIATION DETAIL

	Budget Class	FTE	GR	FED	OTHER	TOTAL	Explanation
TAFP After VETOES							
	PS	2.00	0	156,157	0	156,157	
	EE	0.00	0	2,462,390	0	2,462,390	
	PD	0.00	0	0	0	0	
	TRF	0.00	0	0	0	0	
	Total	**2.00**	**0**	**2,618,547**	**0**	**2,618,547**	
One-Times							
	PS	0.00	0	0	0	0	
	EE	0.00	0	0	0	0	
	PD	0.00	0	0	0	0	
	TRF	0.00	0	0	0	0	
	Total	**0.00**	**0**	**0**	**0**	**0**	
FY 27 Beginning Core							
	PS	2.00	0	156,157	0	156,157	
	EE	0.00	0	2,462,390	0	2,462,390	
	PD	0.00	0	0	0	0	
	TRF	0.00	0	0	0	0	
	Total	**2.00**	**0**	**2,618,547**	**0**	**2,618,547**	

Department Working Adjustments

CORE DECISION ITEM

Dept Of Mental Health
Office of the Director
CORE - Federal Funds

Budget Unit 750017B

Bill Section 10.050

			Budget Class	FTE	GR	FED	OTHER	TOTAL	Explanation
Core Reallocation	CRA.75B.009	19373	PS	0.00	0	0	0	0	Reallocation to reflect FY27 planned spending
Net Department Working Adjustments				**0.00**	**0**	**0**	**0**	**0**	
Department Working Core									
			PS	2.00	0	156,157	0	156,157	
			EE	0.00	0	2,462,390	0	2,462,390	
			PD	0.00	0	0	0	0	
			TRF	0.00	0	0	0	0	
			Total	**2.00**	**0**	**2,618,547**	**0**	**2,618,547**	
Governor's Recommended Core									
			PS	0.00	0	0	0	0	
			EE	0.00	0	0	0	0	
			PD	0.00	0	0	0	0	
			TRF	0.00	0	0	0	0	
			Total	**0.00**	**0**	**0**	**0**	**0**	

CORE DECISION ITEM

Dept Of Mental Health
Office of the Director
CORE - Federal Funds

Budget Unit 750017B

Bill Section 10.050

Summary of the Core by Expenditure Types

	FY25 Budget		FY25 Actual		FY26 Budget		FY26 Actual as of 8/31/25		FY27 DTWORKING		FY27 GVREC	
Account	**Dollars**	**FTE**	**Dollars**	**FTE**	**Dollars**	**FTE**	**Dollars**	**FTE**	**Dollars**	**FTE**	**Dollars**	**FTE**
Leave Payouts	0	0.00	0	0.00	0	0.00	(513)	0.00	0	0.00	0	0.00
Benefit Eligible Wages	151,463	2.00	43,311	0.53	103,201	1.00	9,587	0.11	156,157	2.00	0	0.00
Planned Hourly Wages	0	0.00	0	0.00	52,956	1.00	0	0.00	0	0.00	0	0.00
Provisional Wages	0	0.00	9,576	0.13	0	0.00	4,797	0.06	0	0.00	0	0.00
Total PS	**151,463**	**2.00**	**52,887**	**0.65**	**156,157**	**2.00**	**13,871**	**0.17**	**156,157**	**2.00**	**0**	**0.00**
In State Travel	13,074	0.00	4,225	0.00	13,074	0.00	415	0.00	13,074	0.00	0	0.00
Supplies	10,481	0.00	1,458	0.00	10,481	0.00	0	0.00	10,481	0.00	0	0.00
Professional Development	360	0.00	0	0.00	360	0.00	0	0.00	360	0.00	0	0.00
Communications Services and Supplies	10,323	0.00	0	0.00	10,323	0.00	0	0.00	10,323	0.00	0	0.00
Professional Services	2,400,544	0.00	321,214	0.00	2,400,544	0.00	108,829	0.00	2,400,544	0.00	0	0.00
Maintenance and Repair Services	2,876	0.00	0	0.00	2,876	0.00	0	0.00	2,876	0.00	0	0.00
Office Equipment Expenses	74	0.00	0	0.00	74	0.00	0	0.00	74	0.00	0	0.00
Other Equipment	23,676	0.00	343	0.00	23,676	0.00	0	0.00	23,676	0.00	0	0.00
Building Lease Payments Operating	0	0.00	3,120	0.00	0	0.00	0	0.00	0	0.00	0	0.00
Equipment Lease Payments	100	0.00	150	0.00	100	0.00	0	0.00	100	0.00	0	0.00
Miscellaneous Expenses	882	0.00	0	0.00	882	0.00	0	0.00	882	0.00	0	0.00
Total EE	**2,462,390**	**0.00**	**330,510**	**0.00**	**2,462,390**	**0.00**	**109,244**	**0.00**	**2,462,390**	**0.00**	**0**	**0.00**
Grand Total	**2,613,853**	**2.00**	**383,397**	**0.65**	**2,618,547**	**2.00**	**123,115**	**0.17**	**2,618,547**	**2.00**	**0**	**0.00**

CORE DECISION ITEM

Dept Of Mental Health | **Budget Unit 750020B**
Office of the Director
CORE - ICF IID UPL Claim Payments | **Bill Section 10.055**

1. CORE FINANCIAL SUMMARY

	FY 2027 Department Request					FY 2027 Governor's Recommended			
	GR	Federal	Other	Total		GR	Federal	Other	Total
PS	0	0	0	0	**PS**	0	0	0	0
EE	0	0	0	0	**EE**	0	0	0	0
PSD	0	11,900,000	6,600,000	18,500,000	**PSD**	0	0	0	0
TRF	0	0	0	0	**TRF**	0	0	0	0
Total	**0**	**11,900,000**	**6,600,000**	**18,500,000**	**Total**	**0**	**0**	**0**	**0**
FTE	**0.00**	**0.00**	**0.00**	**0.00**	**FTE**	**0.00**	**0.00**	**0.00**	**0.00**
Est. Fringe	0	0	0	0	**Est. Fringe**	0	0	0	0

Note: Fringes budgeted in Appropriation Bill 5 except for certain fringes budgeted directly to MoDOT, Highway Patrol, and Conservation.

Note: Fringes budgeted in Appropriation Bill 5 except for certain fringes budgeted directly to MoDOT, Highway Patrol, and Conservation.

Federal Funds: 1148:Department of Mental Health Federal
Other Funds: 1147:Mental Health Intergovernmental Transfer Fund

2. CORE DESCRIPTION

Federal regulations permit a Medicaid claim based on an established maximum calculation using Medicare rules. The maximum amount that could be paid is called the Upper Payment Limit (UPL). This authority provides the mechanism that allows the State of Missouri to capture additional federal funds from the UPL claim on the state-operated ICF/IID facilities (DD habilitation centers).

The Upper Payment Limit regulation was established in 1981 and was initially designed to:
• Set a maximum cap/ceiling on payments to facilities;
• Allow states the flexibility to pay providers differently accounting for higher costs;
• Set reasonable rates that reflect the volume and costs of Medicaid services; and
• Ensure that safety net services would be sufficiently funded.

3. PROGRAM LISTING (list programs included in this core funding)

Not applicable.

CORE DECISION ITEM

Dept Of Mental Health | **Budget Unit 750020B**
Office of the Director
CORE - ICF IID UPL Claim Payments | **Bill Section 10.055**

4. FINANCIAL HISTORY

	FY 2023 Actual	FY 2024 Actual	FY 2025 Actual	FY 2026 Current Yr. as of 8/31/25
Appropriations (All Funds)	18,500,000	18,500,000	18,500,000	18,500,000
Less Reverted (All Funds)	0	0	0	0
Less Restricted (All Funds)*	0	0	0	0
Less Transfers Out	0	0	0	0
Plus Transfers In	0	0	0	0
Budget Authority (All Funds)	18,500,000	18,500,000	18,500,000	18,500,000
Actual Expenditures (all Fund	12,976,872	14,791,681	16,611,271	0
Unexpended (All Funds)	5,523,128	3,708,319	1,888,729	18,500,000
Unexpended by Fund:				
General Revenue	0	0	0	0
Federal	3,342,077	2,136,751	1,019,617	11,900,000
Other	2,181,051	1,571,568	869,112	6,600,000



*Restricted amount is as of Sep 1, 2025

Reverted includes the statutory three-percent reserve amount (when applicable).
Restricted includes any Governor's Expenditure Restrictions which remained at the end of the fiscal year (when applicable).

CORE DECISION ITEM

Dept Of Mental Health | **Budget Unit 750020B**
Office of the Director
CORE - ICF IID UPL Claim Payments | **Bill Section 10.055**

5. CORE RECONCILIATION DETAIL

	Budget Class	FTE	GR	FED	OTHER	TOTAL	Explanation
TAFP After VETOES							
	PS	0.00	0	0	0	0	
	EE	0.00	0	0	0	0	
	PD	0.00	0	11,900,000	6,600,000	18,500,000	
	TRF	0.00	0	0	0	0	
	Total	**0.00**	**0**	**11,900,000**	**6,600,000**	**18,500,000**	
One-Times							
	PS	0.00	0	0	0	0	
	EE	0.00	0	0	0	0	
	PD	0.00	0	0	0	0	
	TRF	0.00	0	0	0	0	
	Total	**0.00**	**0**	**0**	**0**	**0**	
FY 27 Beginning Core							
	PS	0.00	0	0	0	0	
	EE	0.00	0	0	0	0	
	PD	0.00	0	11,900,000	6,600,000	18,500,000	
	TRF	0.00	0	0	0	0	
	Total	**0.00**	**0**	**11,900,000**	**6,600,000**	**18,500,000**	

Department Request Adjustments

CORE DECISION ITEM

Dept Of Mental Health | **Budget Unit 750020B**
Office of the Director
CORE - ICF IID UPL Claim Payments | **Bill Section 10.055**

	Budget Class	FTE	GR	FED	OTHER	TOTAL	Explanation
Net Department Request Adjustments		**0.00**	**0**	**0**	**0**	**0**	
Department Request Core							
	PS	0.00	0	0	0	0	
	EE	0.00	0	0	0	0	
	PD	0.00	0	11,900,000	6,600,000	18,500,000	
	TRF	0.00	0	0	0	0	
	Total	**0.00**	**0**	**11,900,000**	**6,600,000**	**18,500,000**	
Governor's Recommended Core							
	PS	0.00	0	0	0	0	
	EE	0.00	0	0	0	0	
	PD	0.00	0	0	0	0	
	TRF	0.00	0	0	0	0	
	Total	**0.00**	**0**	**0**	**0**	**0**	

CORE DECISION ITEM

Dept Of Mental Health | **Budget Unit 750020B**
Office of the Director
CORE - ICF IID UPL Claim Payments | **Bill Section 10.055**

Summary of the Core by Expenditure Types

	FY25 Budget		FY25 Actual		FY26 Budget		FY26 Actual as of 8/31/25		FY27 DTREQ		FY27 GVREC	
Account	**Dollars**	**FTE**	**Dollars**	**FTE**	**Dollars**	**FTE**	**Dollars**	**FTE**	**Dollars**	**FTE**	**Dollars**	**FTE**
Program Disbursements	18,500,000	0.00	16,611,271	0.00	18,500,000	0.00	0	0.00	18,500,000	0.00	0	0.00
Total PSD	**18,500,000**	**0.00**	**16,611,271**	**0.00**	**18,500,000**	**0.00**	**0**	**0.00**	**18,500,000**	**0.00**	**0**	**0.00**
Grand Total	**18,500,000**	**0.00**	**16,611,271**	**0.00**	**18,500,000**	**0.00**	**0**	**0.00**	**18,500,000**	**0.00**	**0**	**0.00**

CORE DECISION ITEM

Dept Of Mental Health | **Budget Unit 750021B**
Office of the Director
CORE - IGT DSH Match | **Bill Section 10.060**

1. CORE FINANCIAL SUMMARY

	FY 2027 Department Request					FY 2027 Governor's Recommended			
	GR	Federal	Other	Total		GR	Federal	Other	Total
PS	0	0	0	0	**PS**	0	0	0	0
EE	0	0	0	0	**EE**	0	0	0	0
PSD	0	0	0	0	**PSD**	0	0	0	0
TRF	399,487,368	0	0	399,487,368	**TRF**	0	0	0	0
Total	**399,487,368**	**0**	**0**	**399,487,368**	**Total**	**0**	**0**	**0**	**0**
FTE	**0.00**	**0.00**	**0.00**	**0.00**	**FTE**	**0.00**	**0.00**	**0.00**	**0.00**
Est. Fringe	0	0	0	0	**Est. Fringe**	0	0	0	0

Note: Fringes budgeted in Appropriation Bill 5 except for certain fringes budgeted directly to MoDOT, Highway Patrol, and Conservation.

Note: Fringes budgeted in Appropriation Bill 5 except for certain fringes budgeted directly to MoDOT, Highway Patrol, and Conservation.

2. CORE DESCRIPTION

Federal Medicaid regulation (42 CFR 433.51) requires state and local governmental units (including public providers) to transfer funds to the Department of Social Services (DSS) as the non-federal (state match) share of Medicaid payments to draw federal participation. These transfers are called intergovernmental transfers. This funding maximizes eligible costs for federal Medicaid funds, utilizing current state and local funding sources as match for services. Currently, the Department of Mental Health (DMH) utilizes an intergovernmental transfer (IGT) reimbursement methodology, where DMH serves as a provider of Medicaid services to DSS for certain community providers. This appropriated non-counted transfer section provides an accounting mechanism to reconcile disproportionate share payments for CPS psychiatric hospitals, Community Psychiatric Rehabilitation (CPR), Comprehensive Substance Abuse Treatment and Rehabilitation (CSTAR), and Certified Community Behavior Health Organizations (CCBHO) as required by the Centers for Medicare & Medicaid Services (CMS).

3. PROGRAM LISTING (list programs included in this core funding)

Not applicable.

CORE DECISION ITEM

Dept Of Mental Health | **Budget Unit 750021B**
Office of the Director
CORE - IGT DSH Match | **Bill Section 10.060**

4. FINANCIAL HISTORY

	FY 2023 Actual	FY 2024 Actual	FY 2025 Actual	FY 2026 Current Yr. as of 8/31/25
Appropriations (All Funds)	283,849,564	283,849,564	338,643,608	399,487,368
Less Reverted (All Funds)	0	0	0	0
Less Restricted (All Funds)*	0	0	0	0
Less Transfers Out	0	0	0	0
Plus Transfers In	0	0	0	0
Budget Authority (All Funds)	283,849,564	283,849,564	338,643,608	399,487,368
Actual Expenditures (all Fund	231,211,520	268,326,894	296,078,830	61,280,136
Unexpended (All Funds)	52,638,044	15,522,670	42,564,778	338,207,232
Unexpended by Fund:				
General Revenue	52,638,044	15,522,670	42,564,778	338,207,232
Federal	0	0	0	0
Other	0	0	0	0



*Restricted amount is as of Sep 1, 2025

Reverted includes the statutory three-percent reserve amount (when applicable).
Restricted includes any Governor's Expenditure Restrictions which remained at the end of the fiscal year (when applicable).

NOTES:

FY 2025, FY 2026 - Appropriations increased to reflect projected need for transfers with Department of Social Services.

CORE DECISION ITEM

Dept Of Mental Health | **Budget Unit 750021B**
Office of the Director
CORE - IGT DSH Match | **Bill Section 10.060**

5. CORE RECONCILIATION DETAIL

	Budget Class	FTE	GR	FED	OTHER	TOTAL	Explanation
TAFP After VETOES							
	PS	0.00	0	0	0	0	
	EE	0.00	0	0	0	0	
	PD	0.00	0	0	0	0	
	TRF	0.00	399,487,368	0	0	399,487,368	
	Total	**0.00**	**399,487,368**	**0**	**0**	**399,487,368**	
One-Times							
	PS	0.00	0	0	0	0	
	EE	0.00	0	0	0	0	
	PD	0.00	0	0	0	0	
	TRF	0.00	0	0	0	0	
	Total	**0.00**	**0**	**0**	**0**	**0**	
FY 27 Beginning Core							
	PS	0.00	0	0	0	0	
	EE	0.00	0	0	0	0	
	PD	0.00	0	0	0	0	
	TRF	0.00	399,487,368	0	0	399,487,368	
	Total	**0.00**	**399,487,368**	**0**	**0**	**399,487,368**	

Department Request Adjustments

CORE DECISION ITEM

Dept Of Mental Health | **Budget Unit 750021B**
Office of the Director
CORE - IGT DSH Match | **Bill Section 10.060**

	Budget Class	FTE	GR	FED	OTHER	TOTAL	Explanation
Net Department Request Adjustments		**0.00**	**0**	**0**	**0**	**0**	
Department Request Core							
	PS	0.00	0	0	0	0	
	EE	0.00	0	0	0	0	
	PD	0.00	0	0	0	0	
	TRF	0.00	399,487,368	0	0	399,487,368	
	Total	**0.00**	**399,487,368**	**0**	**0**	**399,487,368**	
Governor's Recommended Core							
	PS	0.00	0	0	0	0	
	EE	0.00	0	0	0	0	
	PD	0.00	0	0	0	0	
	TRF	0.00	0	0	0	0	
	Total	**0.00**	**0**	**0**	**0**	**0**	

CORE DECISION ITEM

Dept Of Mental Health
Office of the Director
CORE - IGT DSH Match

Budget Unit 750021B

Bill Section 10.060

Summary of the Core by Expenditure Types

	FY25 Budget		FY25 Actual		FY26 Budget		FY26 Actual as of 8/31/25		FY27 DTREQ		FY27 GVREC	
Account	**Dollars**	**FTE**	**Dollars**	**FTE**	**Dollars**	**FTE**	**Dollars**	**FTE**	**Dollars**	**FTE**	**Dollars**	**FTE**
Appropriated Transfers Out St	338,643,608	0.00	296,078,830	0.00	399,487,368	0.00	61,280,136	0.00	399,487,368	0.00	0	0.00
Total TRF	**338,643,608**	**0.00**	**296,078,830**	**0.00**	**399,487,368**	**0.00**	**61,280,136**	**0.00**	**399,487,368**	**0.00**	**0**	**0.00**
Grand Total	**338,643,608**	**0.00**	**296,078,830**	**0.00**	**399,487,368**	**0.00**	**61,280,136**	**0.00**	**399,487,368**	**0.00**	**0**	**0.00**

CORE DECISION ITEM

Dept Of Mental Health | **Budget Unit 750024B**
Office of the Director
CORE - IGT DMH Medicaid Transfer | **Bill Section 10.065**

1. CORE FINANCIAL SUMMARY

	FY 2027 Department Working					FY 2027 Governor's Recommended			
	GR	Federal	Other	Total		GR	Federal	Other	Total
PS	0	0	0	0	**PS**	0	0	0	0
EE	0	0	0	0	**EE**	0	0	0	0
PSD	0	0	0	0	**PSD**	0	0	0	0
TRF	0	373,623,656	0	373,623,656	**TRF**	0	0	0	0
Total	**0**	**373,623,656**	**0**	**373,623,656**	**Total**	**0**	**0**	**0**	**0**
FTE	**0.00**	**0.00**	**0.00**	**0.00**	**FTE**	**0.00**	**0.00**	**0.00**	**0.00**
Est. Fringe	0	0	0	0	**Est. Fringe**	0	0	0	0

Note: Fringes budgeted in Appropriation Bill 5 except for certain fringes budgeted directly to MoDOT, Highway Patrol, and Conservation.

Note: Fringes budgeted in Appropriation Bill 5 except for certain fringes budgeted directly to MoDOT, Highway Patrol, and Conservation.

Federal Funds: 1148:Department of Mental Health Federal

2. CORE DESCRIPTION

Federal Medicaid regulation (42 CFR 433.51) requires state and local governmental units (including public providers) to transfer funds to the Department of Social Services (DSS) as the non-federal (state match) share of Medicaid payments to draw federal participation. These transfers are called intergovernmental transfers. This funding maximizes eligible costs for federal Medicaid funds, utilizing current state and local funding sources as match for services. Currently, the Department of Mental Health (DMH) utilizes an intergovernmental transfer (IGT) reimbursement methodology, where DMH serves as a provider of Medicaid services to DSS for certain community providers. This core item allows DMH to deposit state match received from DSS into DMH Federal Funds and then transfer these same funds into General Revenue to reflect a non-counted transfer from DMH back to GR.

3. PROGRAM LISTING (list programs included in this core funding)

Not applicable.

CORE DECISION ITEM

Dept Of Mental Health | **Budget Unit 750024B**
Office of the Director
CORE - IGT DMH Medicaid Transfer | **Bill Section 10.065**

4. FINANCIAL HISTORY

	FY 2023 Actual	FY 2024 Actual	FY 2025 Actual	FY 2026 Current Yr. as of 8/31/25
Appropriations (All Funds)	201,393,308	201,393,308	312,779,896	373,623,656
Less Reverted (All Funds)	0	0	0	0
Less Restricted (All Funds)*	0	0	0	0
Less Transfers Out	0	0	0	0
Plus Transfers In	0	0	0	0
Budget Authority (All Funds)	201,393,308	201,393,308	312,779,896	373,623,656
Actual Expenditures (all Fund	159,229,358	192,009,283	267,680,297	42,069,328
Unexpended (All Funds)	42,163,950	9,384,025	45,099,599	331,554,328
Unexpended by Fund:				
General Revenue	0	0	0	0
Federal	42,163,950	9,384,025	45,099,599	331,554,328
Other	0	0	0	0



*Restricted amount is as of Sep 1, 2025

Reverted includes the statutory three-percent reserve amount (when applicable).
Restricted includes any Governor's Expenditure Restrictions which remained at the end of the fiscal year (when applicable).

NOTES:

FY 2025, FY 2026 - Appropriation increased to reflect projected need for transfers with Department of Social Services.

CORE DECISION ITEM

Dept Of Mental Health | **Budget Unit 750024B**
Office of the Director
CORE - IGT DMH Medicaid Transfer | **Bill Section 10.065**

5. CORE RECONCILIATION DETAIL

	Budget Class	FTE	GR	FED	OTHER	TOTAL	Explanation
TAFP After VETOES							
	PS	0.00	0	0	0	0	
	EE	0.00	0	0	0	0	
	PD	0.00	0	0	0	0	
	TRF	0.00	0	373,623,656	0	373,623,656	
	Total	**0.00**	**0**	**373,623,656**	**0**	**373,623,656**	
One-Times							
	PS	0.00	0	0	0	0	
	EE	0.00	0	0	0	0	
	PD	0.00	0	0	0	0	
	TRF	0.00	0	0	0	0	
	Total	**0.00**	**0**	**0**	**0**	**0**	
FY 27 Beginning Core							
	PS	0.00	0	0	0	0	
	EE	0.00	0	0	0	0	
	PD	0.00	0	0	0	0	
	TRF	0.00	0	373,623,656	0	373,623,656	
	Total	**0.00**	**0**	**373,623,656**	**0**	**373,623,656**	

Department Working Adjustments

CORE DECISION ITEM

Dept Of Mental Health | **Budget Unit 750024B**
Office of the Director
CORE - IGT DMH Medicaid Transfer | **Bill Section 10.065**

	Budget Class	FTE	GR	FED	OTHER	TOTAL	Explanation
Net Department Working Adjustments		**0.00**	**0**	**0**	**0**	**0**	
Department Working Core							
	PS	0.00	0	0	0	0	
	EE	0.00	0	0	0	0	
	PD	0.00	0	0	0	0	
	TRF	0.00	0	373,623,656	0	373,623,656	
	Total	**0.00**	**0**	**373,623,656**	**0**	**373,623,656**	
Governor's Recommended Core							
	PS	0.00	0	0	0	0	
	EE	0.00	0	0	0	0	
	PD	0.00	0	0	0	0	
	TRF	0.00	0	0	0	0	
	Total	**0.00**	**0**	**0**	**0**	**0**	

CORE DECISION ITEM

Dept Of Mental Health
Office of the Director
CORE - IGT DMH Medicaid Transfer

Budget Unit 750024B

Bill Section 10.065

Summary of the Core by Expenditure Types

	FY25 Budget		FY25 Actual		FY26 Budget		FY26 Actual as of 8/31/25		FY27 DTWORKING		FY27 GVREC	
Account	**Dollars**	**FTE**	**Dollars**	**FTE**	**Dollars**	**FTE**	**Dollars**	**FTE**	**Dollars**	**FTE**	**Dollars**	**FTE**
Appropriated Transfers Out St	312,779,896	0.00	267,680,297	0.00	373,623,656	0.00	42,069,328	0.00	373,623,656	0.00	0	0.00
Total TRF	**312,779,896**	**0.00**	**267,680,297**	**0.00**	**373,623,656**	**0.00**	**42,069,328**	**0.00**	**373,623,656**	**0.00**	**0**	**0.00**
Grand Total	**312,779,896**	**0.00**	**267,680,297**	**0.00**	**373,623,656**	**0.00**	**42,069,328**	**0.00**	**373,623,656**	**0.00**	**0**	**0.00**

CORE DECISION ITEM

Dept Of Mental Health | **Budget Unit 750025B**
Office of the Director
CORE - DSH Transfer | **Bill Section 10.070**

1. CORE FINANCIAL SUMMARY

	FY 2027 Department Request					FY 2027 Governor's Recommended			
	GR	Federal	Other	Total		GR	Federal	Other	Total
PS	0	0	0	0	**PS**	0	0	0	0
EE	0	0	0	0	**EE**	0	0	0	0
PSD	0	0	0	0	**PSD**	0	0	0	0
TRF	0	50,000,000	0	50,000,000	**TRF**	0	0	0	0
Total	**0**	**50,000,000**	**0**	**50,000,000**	**Total**	**0**	**0**	**0**	**0**
FTE	**0.00**	**0.00**	**0.00**	**0.00**	**FTE**	**0.00**	**0.00**	**0.00**	**0.00**
Est. Fringe	0	0	0	0	**Est. Fringe**	0	0	0	0

Note: Fringes budgeted in Appropriation Bill 5 except for certain fringes budgeted directly to MoDOT, Highway Patrol, and Conservation.

Note: Fringes budgeted in Appropriation Bill 5 except for certain fringes budgeted directly to MoDOT, Highway Patrol, and Conservation.

Federal Funds: 1148:Department of Mental Health Federal

2. CORE DESCRIPTION

This is an appropriated transfer section that allows for the movement of a portion of Disproportionate Share Hospital program (DSH) federal reimbursements to General Revenue.

The DSH program allows states to leverage additional federal funds intended to ease the burden of serving the underinsured. Under the DSH program, hospitals that serve a high proportion of MO HealthNet, low-income Medicare and uninsured patients are eligible for additional state payments, matched at the regular federal matching rate.

3. PROGRAM LISTING (list programs included in this core funding)

Not applicable.

CORE DECISION ITEM

Dept Of Mental Health | **Budget Unit 750025B**
Office of the Director
CORE - DSH Transfer | **Bill Section 10.070**

4. FINANCIAL HISTORY

	FY 2023 Actual	FY 2024 Actual	FY 2025 Actual	FY 2026 Current Yr. as of 8/31/25
Appropriations (All Funds)	50,000,000	50,000,000	50,000,000	50,000,000
Less Reverted (All Funds)	0	0	0	0
Less Restricted (All Funds)*	0	0	0	0
Less Transfers Out	0	0	0	0
Plus Transfers In	0	0	0	0
Budget Authority (All Funds)	50,000,000	50,000,000	50,000,000	50,000,000
Actual Expenditures (all Fund	46,757,343	46,300,552	45,893,123	0
Unexpended (All Funds)	3,242,657	3,699,448	4,106,877	50,000,000
Unexpended by Fund:				
General Revenue	0	0	0	0
Federal	3,242,657	3,699,448	4,106,877	50,000,000
Other	0	0	0	0

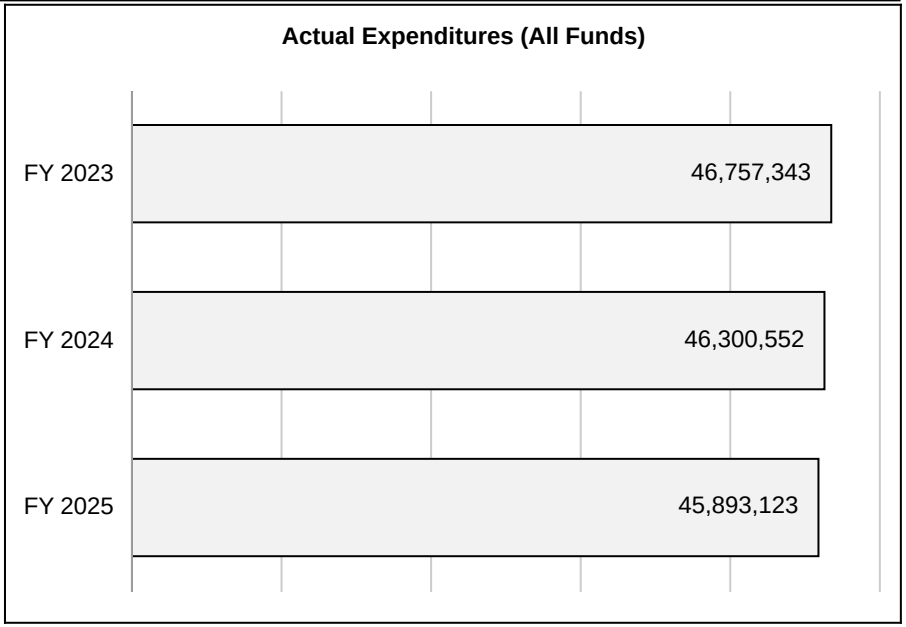

*Restricted amount is as of Sep 1, 2025

Reverted includes the statutory three-percent reserve amount (when applicable).
Restricted includes any Governor's Expenditure Restrictions which remained at the end of the fiscal year (when applicable).

CORE DECISION ITEM

Dept Of Mental Health | **Budget Unit 750025B**
Office of the Director
CORE - DSH Transfer | **Bill Section 10.070**

5. CORE RECONCILIATION DETAIL

	Budget Class	FTE	GR	FED	OTHER	TOTAL	Explanation
TAFP After VETOES							
	PS	0.00	0	0	0	0	
	EE	0.00	0	0	0	0	
	PD	0.00	0	0	0	0	
	TRF	0.00	0	50,000,000	0	50,000,000	
	Total	**0.00**	**0**	**50,000,000**	**0**	**50,000,000**	
One-Times							
	PS	0.00	0	0	0	0	
	EE	0.00	0	0	0	0	
	PD	0.00	0	0	0	0	
	TRF	0.00	0	0	0	0	
	Total	**0.00**	**0**	**0**	**0**	**0**	
FY 27 Beginning Core							
	PS	0.00	0	0	0	0	
	EE	0.00	0	0	0	0	
	PD	0.00	0	0	0	0	
	TRF	0.00	0	50,000,000	0	50,000,000	
	Total	**0.00**	**0**	**50,000,000**	**0**	**50,000,000**	

Department Request Adjustments

CORE DECISION ITEM

Dept Of Mental Health | **Budget Unit 750025B**
Office of the Director
CORE - DSH Transfer | **Bill Section 10.070**

	Budget Class	FTE	GR	FED	OTHER	TOTAL	Explanation
Net Department Request Adjustments		**0.00**	**0**	**0**	**0**	**0**	
Department Request Core							
	PS	0.00	0	0	0	0	
	EE	0.00	0	0	0	0	
	PD	0.00	0	0	0	0	
	TRF	0.00	0	50,000,000	0	50,000,000	
	Total	**0.00**	**0**	**50,000,000**	**0**	**50,000,000**	
Governor's Recommended Core							
	PS	0.00	0	0	0	0	
	EE	0.00	0	0	0	0	
	PD	0.00	0	0	0	0	
	TRF	0.00	0	0	0	0	
	Total	**0.00**	**0**	**0**	**0**	**0**	

CORE DECISION ITEM

Dept Of Mental Health
Office of the Director
CORE - DSH Transfer

Budget Unit 750025B

Bill Section 10.070

Summary of the Core by Expenditure Types

	FY25 Budget		FY25 Actual		FY26 Budget		FY26 Actual as of 8/31/25		FY27 DTREQ		FY27 GVREC	
Account	**Dollars**	**FTE**	**Dollars**	**FTE**	**Dollars**	**FTE**	**Dollars**	**FTE**	**Dollars**	**FTE**	**Dollars**	**FTE**
Appropriated Transfers Out St	50,000,000	0.00	45,893,123	0.00	50,000,000	0.00	0	0.00	50,000,000	0.00	0	0.00
Total TRF	**50,000,000**	**0.00**	**45,893,123**	**0.00**	**50,000,000**	**0.00**	**0**	**0.00**	**50,000,000**	**0.00**	**0**	**0.00**
Grand Total	**50,000,000**	**0.00**	**45,893,123**	**0.00**	**50,000,000**	**0.00**	**0**	**0.00**	**50,000,000**	**0.00**	**0**	**0.00**

CORE DECISION ITEM

Dept Of Mental Health | **Budget Unit 750189B**
Office of the Director
CORE - CHIP Transfer Authority | **Bill Section 10.090**

1. CORE FINANCIAL SUMMARY

	FY 2027 Department Request					FY 2027 Governor's Recommended			
	GR	Federal	Other	Total		GR	Federal	Other	Total
PS	0	0	0	0	**PS**	0	0	0	0
EE	0	0	0	0	**EE**	0	0	0	0
PSD	0	0	0	0	**PSD**	0	0	0	0
TRF	0	0	0	0	**TRF**	0	0	0	0
Total	**0**	**0**	**0**	**0**	**Total**	**0**	**0**	**0**	**0**
FTE	**0.00**	**0.00**	**0.00**	**0.00**	**FTE**	**0.00**	**0.00**	**0.00**	**0.00**
Est. Fringe	0	0	0	0	**Est. Fringe**	0	0	0	0

Note: Fringes budgeted in Appropriation Bill 5 except for certain fringes budgeted directly to MoDOT, Highway Patrol, and Conservation.

Note: Fringes budgeted in Appropriation Bill 5 except for certain fringes budgeted directly to MoDOT, Highway Patrol, and Conservation.

2. CORE DESCRIPTION

During the FY 2022 Legislative session, a new fund related to Children's Health Insurance Program (CHIP) payments was established, fund 0159. Because the Department of Mental Health (DMH) and Department of Social Services (DSS) process claims in two different systems, the status of an individual's Medicaid eligibility can be reported differently when claims are processed. DSS will pay DMH based on the Medicaid eligibility in the DSS system, but DMH pays contracted providers based on the Medicaid eligibility in the DMH system. This causes funding to be deposited into a different fund at DMH than where the payment is made, thereby creating a cash balance. In FY 2026, $10 Million was appropriated to transfer a portion of the cash balance to General Revenue (GR).

Funding was appropriated as one-time funds in FY 2026; therefore, it is core reduced in the FY 2027 budget.

3. PROGRAM LISTING (list programs included in this core funding)

Not applicable.

CORE DECISION ITEM

Dept Of Mental Health | **Budget Unit 750189B**
Office of the Director
CORE - CHIP Transfer Authority | **Bill Section 10.090**

4. FINANCIAL HISTORY

	FY 2023 Actual	FY 2024 Actual	FY 2025 Actual	FY 2026 Current Yr. as of 8/31/25
Appropriations (All Funds)	0	0	0	10,000,000
Less Reverted (All Funds)	0	0	0	0
Less Restricted (All Funds)*	0	0	0	0
Less Transfers Out	0	0	0	0
Plus Transfers In	0	0	0	0
Budget Authority (All Funds)	0	0	0	10,000,000
Actual Expenditures (all Fund	0	0	0	0
Unexpended (All Funds)	0	0	0	10,000,000
Unexpended by Fund:				
General Revenue	0	0	0	0
Federal	0	0	0	10,000,000
Other	0	0	0	0

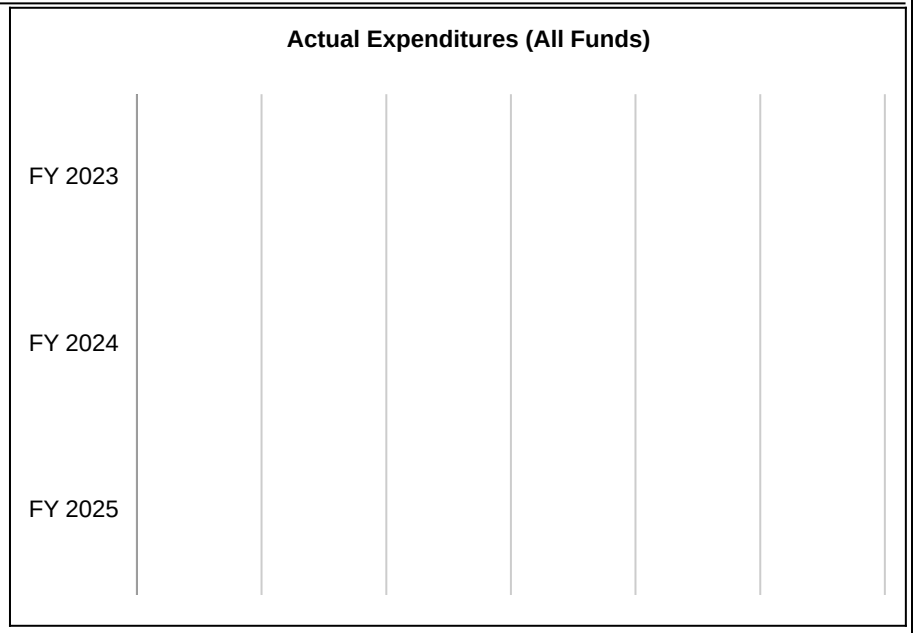

*Restricted amount is as of

Reverted includes the statutory three-percent reserve amount (when applicable).
Restricted includes any Governor's Expenditure Restrictions which remained at the end of the fiscal year (when applicable).

NOTES:

FY 2026 - Newly appropriated funding.

CORE DECISION ITEM

Dept Of Mental Health
Office of the Director
CORE - CHIP Transfer Authority

Budget Unit 750189B

Bill Section 10.090

5. CORE RECONCILIATION DETAIL

	Budget Class	FTE	GR	FED	OTHER	TOTAL	Explanation
TAFP After VETOES							
	PS	0.00	0	0	0	0	
	EE	0.00	0	0	0	0	
	PD	0.00	0	0	0	0	
	TRF	0.00	0	10,000,000	0	10,000,000	
	Total	**0.00**	**0**	**10,000,000**	**0**	**10,000,000**	
One-Times							
	PS	0.00	0	0	0	0	
	EE	0.00	0	0	0	0	
	PD	0.00	0	0	0	0	
	TRF	0.00	0	(10,000,000)	0	(10,000,000)	
	Total	**0.00**	**0**	**(10,000,000)**	**0**	**(10,000,000)**	
FY 27 Beginning Core							
	PS	0.00	0	0	0	0	
	EE	0.00	0	0	0	0	
	PD	0.00	0	0	0	0	
	TRF	0.00	0	0	0	0	
	Total	**0.00**	**0**	**0**	**0**	**0**	

Department Request Adjustments

CORE DECISION ITEM

Dept Of Mental Health | **Budget Unit 750189B**
Office of the Director
CORE - CHIP Transfer Authority | **Bill Section 10.090**

	Budget Class	FTE	GR	FED	OTHER	TOTAL	Explanation
Net Department Request Adjustments		**0.00**	**0**	**0**	**0**	**0**	
Department Request Core							
	PS	0.00	0	0	0	0	
	EE	0.00	0	0	0	0	
	PD	0.00	0	0	0	0	
	TRF	0.00	0	0	0	0	
	Total	**0.00**	**0**	**0**	**0**	**0**	
Governor's Recommended Core							
	PS	0.00	0	0	0	0	
	EE	0.00	0	0	0	0	
	PD	0.00	0	0	0	0	
	TRF	0.00	0	0	0	0	
	Total	**0.00**	**0**	**0**	**0**	**0**	

CORE DECISION ITEM

Dept Of Mental Health | **Budget Unit 750189B**
Office of the Director
CORE - CHIP Transfer Authority | **Bill Section 10.090**

Summary of the Core by Expenditure Types

	FY25 Budget		FY25 Actual		FY26 Budget		FY26 Actual as of 8/31/25		FY27 DTREQ		FY27 GVREC	
Account	**Dollars**	**FTE**	**Dollars**	**FTE**	**Dollars**	**FTE**	**Dollars**	**FTE**	**Dollars**	**FTE**	**Dollars**	**FTE**
Appropriated Transfers Out St	0	0.00	0	0.00	10,000,000	0.00	0	0.00	0	0.00	0	0.00
Total TRF	**0**	**0.00**	**0**	**0.00**	**10,000,000**	**0.00**	**0**	**0.00**	**0**	**0.00**	**0**	**0.00**
Grand Total	**0**	**0.00**	**0**	**0.00**	**10,000,000**	**0.00**	**0**	**0.00**	**0**	**0.00**	**0**	**0.00**

CORE DECISION ITEM

Dept Of Mental Health | **Budget Unit 750191B**
Office of the Director
CORE - Crisis Counseling Program | **Bill Section 10.094**

1. CORE FINANCIAL SUMMARY

FY 2027 Department Request

	GR	Federal	Other	Total
PS	0	67,945	0	67,945
EE	0	2,090,000	0	2,090,000
PSD	0	0	0	0
TRF	0	0	0	0
Total	**0**	**2,157,945**	**0**	**2,157,945**
FTE	**0.00**	**1.00**	**0.00**	**1.00**
Est. Fringe	0	43,663	0	43,663

Note: Fringes budgeted in Appropriation Bill 5 except for certain fringes budgeted directly to MoDOT, Highway Patrol, and Conservation.

Federal Funds: 1148:Department of Mental Health Federal

FY 2027 Governor's Recommended

	GR	Federal	Other	Total
PS	0	0	0	0
EE	0	0	0	0
PSD	0	0	0	0
TRF	0	0	0	0
Total	**0**	**0**	**0**	**0**
FTE	**0.00**	**0.00**	**0.00**	**0.00**
Est. Fringe	0	0	0	0

Note: Fringes budgeted in Appropriation Bill 5 except for certain fringes budgeted directly to MoDOT, Highway Patrol, and Conservation.

2. CORE DESCRIPTION

In the FY 2026 budget, the General Assembly appropriated approximately $2.2 Million in federal funding to the Department of Mental Health (DMH) to provide federal grant funding to support the Crisis Counseling Assistance and Training Program (CCP). If the president declares a disaster, federal grant aid becomes available to assist the area. CCP is utilizing federal grant aid to provide assistance to those in need in the affected areas.

3. PROGRAM LISTING (list programs included in this core funding)

Not applicable.

CORE DECISION ITEM

Dept Of Mental Health | **Budget Unit 750191B**
Office of the Director
CORE - Crisis Counseling Program | **Bill Section 10.094**

4. FINANCIAL HISTORY

	FY 2023 Actual	FY 2024 Actual	FY 2025 Actual	FY 2026 Current Yr. as of 8/31/25
Appropriations (All Funds)	0	0	0	2,157,945
Less Reverted (All Funds)	0	0	0	0
Less Restricted (All Funds)*	0	0	0	0
Less Transfers Out	0	0	0	0
Plus Transfers In	0	0	0	0
Budget Authority (All Funds)	0	0	0	2,157,945
Actual Expenditures (all Fund	0	0	0	0
Unexpended (All Funds)	0	0	0	2,157,945
Unexpended by Fund:				
General Revenue	0	0	0	0
Federal	0	0	0	2,157,945
Other	0	0	0	0

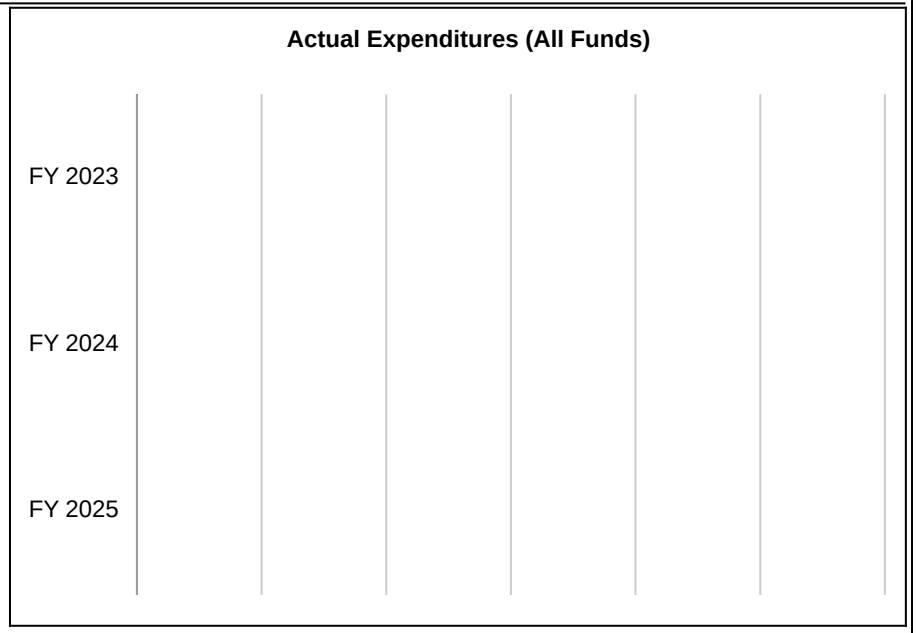

*Restricted amount is as of Sep 1, 2025

Reverted includes the statutory three-percent reserve amount (when applicable).
Restricted includes any Governor's Expenditure Restrictions which remained at the end of the fiscal year (when applicable).

NOTES:

FY 2026 - Newly appropriated funding.

CORE DECISION ITEM

Dept Of Mental Health | **Budget Unit 750191B**
Office of the Director
CORE - Crisis Counseling Program | **Bill Section 10.094**

5. CORE RECONCILIATION DETAIL

	Budget Class	FTE	GR	FED	OTHER	TOTAL	Explanation
TAFP After VETOES							
	PS	1.00	0	67,945	0	67,945	
	EE	0.00	0	2,090,000	0	2,090,000	
	PD	0.00	0	0	0	0	
	TRF	0.00	0	0	0	0	
	Total	**1.00**	**0**	**2,157,945**	**0**	**2,157,945**	
One-Times							
	PS	0.00	0	0	0	0	
	EE	0.00	0	0	0	0	
	PD	0.00	0	0	0	0	
	TRF	0.00	0	0	0	0	
	Total	**0.00**	**0**	**0**	**0**	**0**	
FY 27 Beginning Core							
	PS	1.00	0	67,945	0	67,945	
	EE	0.00	0	2,090,000	0	2,090,000	
	PD	0.00	0	0	0	0	
	TRF	0.00	0	0	0	0	
	Total	**1.00**	**0**	**2,157,945**	**0**	**2,157,945**	

Department Request Adjustments

CORE DECISION ITEM

Dept Of Mental Health | **Budget Unit 750191B**
Office of the Director
CORE - Crisis Counseling Program | **Bill Section 10.094**

	Budget Class	FTE	GR	FED	OTHER	TOTAL	Explanation
Net Department Request Adjustments		**0.00**	**0**	**0**	**0**	**0**	
Department Request Core							
	PS	1.00	0	67,945	0	67,945	
	EE	0.00	0	2,090,000	0	2,090,000	
	PD	0.00	0	0	0	0	
	TRF	0.00	0	0	0	0	
	Total	**1.00**	**0**	**2,157,945**	**0**	**2,157,945**	
Governor's Recommended Core							
	PS	0.00	0	0	0	0	
	EE	0.00	0	0	0	0	
	PD	0.00	0	0	0	0	
	TRF	0.00	0	0	0	0	
	Total	**0.00**	**0**	**0**	**0**	**0**	

CORE DECISION ITEM

Dept Of Mental Health | **Budget Unit 750191B**
Office of the Director
CORE - Crisis Counseling Program | **Bill Section 10.094**

Summary of the Core by Expenditure Types

	FY25 Budget		FY25 Actual		FY26 Budget		FY26 Actual as of 8/31/25		FY27 DTREQ		FY27 GVREC	
Account	**Dollars**	**FTE**	**Dollars**	**FTE**	**Dollars**	**FTE**	**Dollars**	**FTE**	**Dollars**	**FTE**	**Dollars**	**FTE**
Benefit Eligible Wages	0	0.00	0	0.00	67,945	1.00	0	0.00	67,945	1.00	0	0.00
Total PS	**0**	**0.00**	**0**	**0.00**	**67,945**	**1.00**	**0**	**0.00**	**67,945**	**1.00**	**0**	**0.00**
In State Travel	0	0.00	0	0.00	7,500	0.00	0	0.00	7,500	0.00	0	0.00
Supplies	0	0.00	0	0.00	7,500	0.00	0	0.00	7,500	0.00	0	0.00
Professional Services	0	0.00	0	0.00	2,075,000	0.00	0	0.00	2,075,000	0.00	0	0.00
Total EE	**0**	**0.00**	**0**	**0.00**	**2,090,000**	**0.00**	**0**	**0.00**	**2,090,000**	**0.00**	**0**	**0.00**
Grand Total	**0**	**0.00**	**0**	**0.00**	**2,157,945**	**1.00**	**0**	**0.00**	**2,157,945**	**1.00**	**0**	**0.00**

CORE DECISION ITEM

Dept Of Mental Health
Office of the Director
CORE - Assisted Recovery Centers of America

Budget Unit 750178B

Bill Section 10.095

1. CORE FINANCIAL SUMMARY

FY 2027 Department Request

	GR	Federal	Other	Total
PS	0	0	0	0
EE	0	0	0	0
PSD	0	0	0	0
TRF	0	0	0	0
Total	**0**	**0**	**0**	**0**
FTE	**0.00**	**0.00**	**0.00**	**0.00**
Est. Fringe	0	0	0	0

Note: Fringes budgeted in Appropriation Bill 5 except for certain fringes budgeted directly to MoDOT, Highway Patrol, and Conservation.

FY 2027 Governor's Recommended

	GR	Federal	Other	Total
PS	0	0	0	0
EE	0	0	0	0
PSD	0	0	0	0
TRF	0	0	0	0
Total	**0**	**0**	**0**	**0**
FTE	**0.00**	**0.00**	**0.00**	**0.00**
Est. Fringe	0	0	0	0

Note: Fringes budgeted in Appropriation Bill 5 except for certain fringes budgeted directly to MoDOT, Highway Patrol, and Conservation.

2. CORE DESCRIPTION

In the FY 2026 budget, the General Assembly appropriated $750,000 in Opioid funding to the Department of Mental Health (DMH) to provide funding to support renovations at a CSTAR clinic in St. Louis City to establish an ambulatory detox center for patients with substance use disorders.

Funding was appropriated with the Opioid Treatment and Recovery Fund and is core reduced in FY 2027.

3. PROGRAM LISTING (list programs included in this core funding)

Not applicable

CORE DECISION ITEM

Dept Of Mental Health | **Budget Unit 750178B**
Office of the Director
CORE - Assisted Recovery Centers of America | **Bill Section 10.095**

4. FINANCIAL HISTORY

	FY 2023 Actual	FY 2024 Actual	FY 2025 Actual	FY 2026 Current Yr. as of 8/31/25
Appropriations (All Funds)	0	0	250,000	750,000
Less Reverted (All Funds)	0	0	0	0
Less Restricted (All Funds)*	0	0	0	0
Less Transfers Out	0	0	0	0
Plus Transfers In	0	0	0	0
Budget Authority (All Funds)	0	0	250,000	750,000
Actual Expenditures (all Fund	0	0	249,900	0
Unexpended (All Funds)	0	0	100	750,000
Unexpended by Fund:				
General Revenue	0	0	0	0
Federal	0	0	0	0
Other	0	0	100	750,000

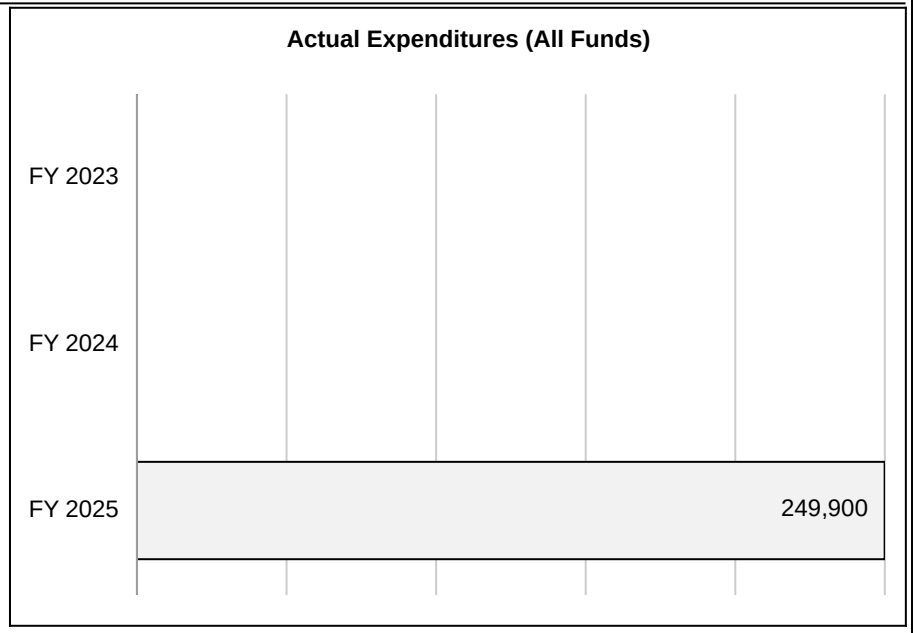

*Restricted amount is as of Sep 1, 2025

Reverted includes the statutory three-percent reserve amount (when applicable).
Restricted includes any Governor's Expenditure Restrictions which remained at the end of the fiscal year (when applicable).

NOTES:

FY 2026 - Newly appropriated funding.

CORE DECISION ITEM

Dept Of Mental Health | **Budget Unit 750178B**
Office of the Director
CORE - Assisted Recovery Centers of America | **Bill Section 10.095**

5. CORE RECONCILIATION DETAIL

	Budget Class	FTE	GR	FED	OTHER	TOTAL	Explanation
TAFP After VETOES							
	PS	0.00	0	0	0	0	
	EE	0.00	0	0	0	0	
	PD	0.00	0	0	750,000	750,000	
	TRF	0.00	0	0	0	0	
	Total	**0.00**	**0**	**0**	**750,000**	**750,000**	
One-Times							
	PS	0.00	0	0	0	0	
	EE	0.00	0	0	0	0	
	PD	0.00	0	0	0	0	
	TRF	0.00	0	0	0	0	
	Total	**0.00**	**0**	**0**	**0**	**0**	
FY 27 Beginning Core							
	PS	0.00	0	0	0	0	
	EE	0.00	0	0	0	0	
	PD	0.00	0	0	750,000	750,000	
	TRF	0.00	0	0	0	0	
	Total	**0.00**	**0**	**0**	**750,000**	**750,000**	

Department Request Adjustments

CORE DECISION ITEM

Dept Of Mental Health | **Budget Unit 750178B**
Office of the Director
CORE - Assisted Recovery Centers of America | **Bill Section 10.095**

			Budget Class	FTE	GR	FED	OTHER	TOTAL	Explanation
Core Reduction	CRD.75B.002	18003	PD	0.00	0	0	(750,000)	(750,000)	Reduction of Assisted Recovery Centers of America NDI funded with Opioid Treatment and Recovery Fund.
Net Department Request Adjustments				**0.00**	**0**	**0**	**(750,000)**	**(750,000)**	
Department Request Core									
			PS	0.00	0	0	0	0	
			EE	0.00	0	0	0	0	
			PD	0.00	0	0	0	0	
			TRF	0.00	0	0	0	0	
			Total	**0.00**	**0**	**0**	**0**	**0**	
Governor's Recommended Core									
			PS	0.00	0	0	0	0	
			EE	0.00	0	0	0	0	
			PD	0.00	0	0	0	0	
			TRF	0.00	0	0	0	0	
			Total	**0.00**	**0**	**0**	**0**	**0**	

CORE DECISION ITEM

Dept Of Mental Health | **Budget Unit 750178B**
Office of the Director
CORE - Assisted Recovery Centers of America | **Bill Section 10.095**

Summary of the Core by Expenditure Types

	FY25 Budget		FY25 Actual		FY26 Budget		FY26 Actual as of 8/31/25		FY27 DTREQ		FY27 GVREC	
Account	**Dollars**	**FTE**	**Dollars**	**FTE**	**Dollars**	**FTE**	**Dollars**	**FTE**	**Dollars**	**FTE**	**Dollars**	**FTE**
Program Disbursements	250,000	0.00	249,900	0.00	750,000	0.00	0	0.00	0	0.00	0	0.00
Total PSD	**250,000**	**0.00**	**249,900**	**0.00**	**750,000**	**0.00**	**0**	**0.00**	**0**	**0.00**	**0**	**0.00**
Grand Total	**250,000**	**0.00**	**249,900**	**0.00**	**750,000**	**0.00**	**0**	**0.00**	**0**	**0.00**	**0**	**0.00**

CORE DECISION ITEM

Dept Of Mental Health | **Budget Unit 750192B**
Office of the Director
CORE - BJC Webster Groves Children's Behavioral Health Hospital | **Bill Section 10.096**

1. CORE FINANCIAL SUMMARY

FY 2027 Department Request

	GR	Federal	Other	Total
PS	0	0	0	0
EE	0	0	0	0
PSD	0	0	0	0
TRF	0	0	0	0
Total	**0**	**0**	**0**	**0**
FTE	**0.00**	**0.00**	**0.00**	**0.00**
Est. Fringe	0	0	0	0

Note: Fringes budgeted in Appropriation Bill 5 except for certain fringes budgeted directly to MoDOT, Highway Patrol, and Conservation.

FY 2027 Governor's Recommended

	GR	Federal	Other	Total
PS	0	0	0	0
EE	0	0	0	0
PSD	0	0	0	0
TRF	0	0	0	0
Total	**0**	**0**	**0**	**0**
FTE	**0.00**	**0.00**	**0.00**	**0.00**
Est. Fringe	0	0	0	0

Note: Fringes budgeted in Appropriation Bill 5 except for certain fringes budgeted directly to MoDOT, Highway Patrol, and Conservation.

2. CORE DESCRIPTION

In the FY 2026 budget, the General Assembly appropriated approximately $7.5 Million in General Revenue (GR) for the planning, design, construction, expansion, and operation of a new children's behavioral health hospital and outpatient treatment center for Barnes Jewish Christian hospital in the St. Louis area. The hospital presents a unique opportunity to address the Department of Mental Health (DMH) behavioral health system and demands for children's services.

Funding was appropriated as one-time funds in FY 2026; therefore, it is core reduced in the FY 2027 budget.

3. PROGRAM LISTING (list programs included in this core funding)

Not applicable.

CORE DECISION ITEM

Dept Of Mental Health | **Budget Unit 750192B**
Office of the Director
CORE - BJC Webster Groves Children's Behavioral Health Hospital | **Bill Section 10.096**

4. FINANCIAL HISTORY

	FY 2023 Actual	FY 2024 Actual	FY 2025 Actual	FY 2026 Current Yr. as of 8/31/25
Appropriations (All Funds)	0	0	0	7,500,000
Less Reverted (All Funds)	0	0	0	0
Less Restricted (All Funds)*	0	0	0	0
Less Transfers Out	0	0	0	0
Plus Transfers In	0	0	0	0
Budget Authority (All Funds)	0	0	0	7,500,000
Actual Expenditures (all Fund	0	0	0	0
Unexpended (All Funds)	0	0	0	7,500,000
Unexpended by Fund:				
General Revenue	0	0	0	7,500,000
Federal	0	0	0	0
Other	0	0	0	0

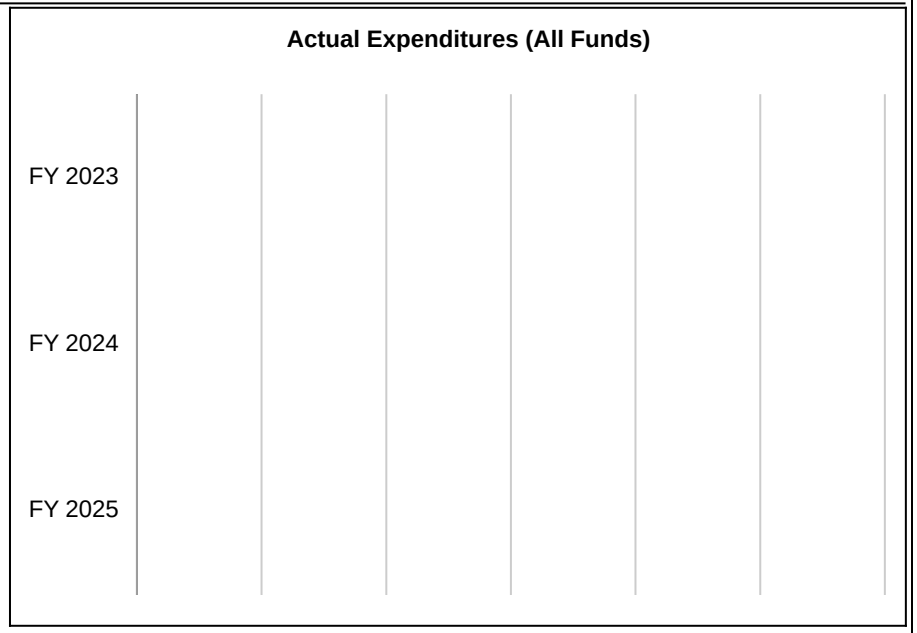

*Restricted amount is as of Sep 1, 2025

Reverted includes the statutory three-percent reserve amount (when applicable).
Restricted includes any Governor's Expenditure Restrictions which remained at the end of the fiscal year (when applicable).

NOTES:

FY 2026 - Newly appropriated funding.

CORE DECISION ITEM

Dept Of Mental Health | **Budget Unit 750192B**
Office of the Director
CORE - BJC Webster Groves Children's Behavioral Health Hospital | **Bill Section 10.096**

5. CORE RECONCILIATION DETAIL

	Budget Class	FTE	GR	FED	OTHER	TOTAL	Explanation
TAFP After VETOES							
	PS	0.00	0	0	0	0	
	EE	0.00	0	0	0	0	
	PD	0.00	7,500,000	0	0	7,500,000	
	TRF	0.00	0	0	0	0	
	Total	**0.00**	**7,500,000**	**0**	**0**	**7,500,000**	
One-Times							
	PS	0.00	0	0	0	0	
	EE	0.00	0	0	0	0	
	PD	0.00	(7,500,000)	0	0	(7,500,000)	
	TRF	0.00	0	0	0	0	
	Total	**0.00**	**(7,500,000)**	**0**	**0**	**(7,500,000)**	
FY 27 Beginning Core							
	PS	0.00	0	0	0	0	
	EE	0.00	0	0	0	0	
	PD	0.00	0	0	0	0	
	TRF	0.00	0	0	0	0	
	Total	**0.00**	**0**	**0**	**0**	**0**	

Department Request Adjustments

CORE DECISION ITEM

Dept Of Mental Health | **Budget Unit 750192B**
Office of the Director
CORE - BJC Webster Groves Children's Behavioral Health Hospital | **Bill Section 10.096**

	Budget Class	FTE	GR	FED	OTHER	TOTAL	Explanation
Net Department Request Adjustments		**0.00**	**0**	**0**	**0**	**0**	
Department Request Core							
	PS	0.00	0	0	0	0	
	EE	0.00	0	0	0	0	
	PD	0.00	0	0	0	0	
	TRF	0.00	0	0	0	0	
	Total	**0.00**	**0**	**0**	**0**	**0**	
Governor's Recommended Core							
	PS	0.00	0	0	0	0	
	EE	0.00	0	0	0	0	
	PD	0.00	0	0	0	0	
	TRF	0.00	0	0	0	0	
	Total	**0.00**	**0**	**0**	**0**	**0**	

CORE DECISION ITEM

Dept Of Mental Health | **Budget Unit 750192B**
Office of the Director
CORE - BJC Webster Groves Children's Behavioral Health Hospital | **Bill Section 10.096**

Summary of the Core by Expenditure Types

	FY25 Budget		FY25 Actual		FY26 Budget		FY26 Actual as of 8/31/25		FY27 DTREQ		FY27 GVREC	
Account	**Dollars**	**FTE**	**Dollars**	**FTE**	**Dollars**	**FTE**	**Dollars**	**FTE**	**Dollars**	**FTE**	**Dollars**	**FTE**
Program Disbursements	0	0.00	0	0.00	7,500,000	0.00	0	0.00	0	0.00	0	0.00
Total PSD	**0**	**0.00**	**0**	**0.00**	**7,500,000**	**0.00**	**0**	**0.00**	**0**	**0.00**	**0**	**0.00**
Grand Total	**0**	**0.00**	**0**	**0.00**	**7,500,000**	**0.00**	**0**	**0.00**	**0**	**0.00**	**0**	**0.00**

CORE DECISION ITEM

Dept Of Mental Health | **Budget Unit 750124B**
Office of the Director
CORE - DMH Legal Expense Transfer | **Bill Section 10.575**

1. CORE FINANCIAL SUMMARY

FY 2027 Department Request

	GR	Federal	Other	Total
PS	0	0	0	0
EE	0	0	0	0
PSD	0	0	0	0
TRF	1	0	0	1
Total	**1**	**0**	**0**	**1**
FTE	**0.00**	**0.00**	**0.00**	**0.00**
Est. Fringe	0	0	0	0

Note: Fringes budgeted in Appropriation Bill 5 except for certain fringes budgeted directly to MoDOT, Highway Patrol, and Conservation.

FY 2027 Governor's Recommended

	GR	Federal	Other	Total
PS	0	0	0	0
EE	0	0	0	0
PSD	0	0	0	0
TRF	0	0	0	0
Total	**0**	**0**	**0**	**0**
FTE	**0.00**	**0.00**	**0.00**	**0.00**
Est. Fringe	0	0	0	0

Note: Fringes budgeted in Appropriation Bill 5 except for certain fringes budgeted directly to MoDOT, Highway Patrol, and Conservation.

2. CORE DESCRIPTION

In the FY 2018 legislative process, a new House Bill section was added for the Department of Mental Health's (DMH) Legal Expense Transfer.

3. PROGRAM LISTING (list programs included in this core funding)

Not applicable

CORE DECISION ITEM

Dept Of Mental Health | **Budget Unit 750124B**
Office of the Director
CORE - DMH Legal Expense Transfer | **Bill Section 10.575**

4. FINANCIAL HISTORY

	FY 2023 Actual	FY 2024 Actual	FY 2025 Actual	FY 2026 Current Yr. as of 8/31/25
Appropriations (All Funds)	1	1	1	1
Less Reverted (All Funds)	0	0	0	0
Less Restricted (All Funds)*	0	0	0	0
Less Transfers Out	0	0	0	0
Plus Transfers In	0	0	0	0
Budget Authority (All Funds)	1	1	1	1
Actual Expenditures (all Fund	0	0	0	0
Unexpended (All Funds)	1	1	1	1
Unexpended by Fund:				
General Revenue	1	1	1	1
Federal	0	0	0	0
Other	0	0	0	0

Actual Expenditures (All Funds)



*Restricted amount is as of Sep 1, 2025

Reverted includes the statutory three-percent reserve amount (when applicable).
Restricted includes any Governor's Expenditure Restrictions which remained at the end of the fiscal year (when applicable).

CORE DECISION ITEM

Dept Of Mental Health | **Budget Unit 750124B**
Office of the Director
CORE - DMH Legal Expense Transfer | **Bill Section 10.575**

5. CORE RECONCILIATION DETAIL

	Budget Class	FTE	GR	FED	OTHER	TOTAL	Explanation
TAFP After VETOES							
	PS	0.00	0	0	0	0	
	EE	0.00	0	0	0	0	
	PD	0.00	0	0	0	0	
	TRF	0.00	1	0	0	1	
	Total	**0.00**	**1**	**0**	**0**	**1**	
One-Times							
	PS	0.00	0	0	0	0	
	EE	0.00	0	0	0	0	
	PD	0.00	0	0	0	0	
	TRF	0.00	0	0	0	0	
	Total	**0.00**	**0**	**0**	**0**	**0**	
FY 27 Beginning Core							
	PS	0.00	0	0	0	0	
	EE	0.00	0	0	0	0	
	PD	0.00	0	0	0	0	
	TRF	0.00	1	0	0	1	
	Total	**0.00**	**1**	**0**	**0**	**1**	

Department Request Adjustments

CORE DECISION ITEM

Dept Of Mental Health | **Budget Unit 750124B**
Office of the Director
CORE - DMH Legal Expense Transfer | **Bill Section 10.575**

	Budget Class	FTE	GR	FED	OTHER	TOTAL	Explanation
Net Department Request Adjustments		**0.00**	**0**	**0**	**0**	**0**	
Department Request Core							
	PS	0.00	0	0	0	0	
	EE	0.00	0	0	0	0	
	PD	0.00	0	0	0	0	
	TRF	0.00	1	0	0	1	
	Total	**0.00**	**1**	**0**	**0**	**1**	
Governor's Recommended Core							
	PS	0.00	0	0	0	0	
	EE	0.00	0	0	0	0	
	PD	0.00	0	0	0	0	
	TRF	0.00	0	0	0	0	
	Total	**0.00**	**0**	**0**	**0**	**0**	

CORE DECISION ITEM

Dept Of Mental Health | **Budget Unit 750124B**
Office of the Director
CORE - DMH Legal Expense Transfer | **Bill Section 10.575**

Summary of the Core by Expenditure Types

	FY25 Budget		FY25 Actual		FY26 Budget		FY26 Actual as of 8/31/25		FY27 DTREQ		FY27 GVREC	
Account	**Dollars**	**FTE**	**Dollars**	**FTE**	**Dollars**	**FTE**	**Dollars**	**FTE**	**Dollars**	**FTE**	**Dollars**	**FTE**
Appropriated Transfers Out St	1	0.00	0	0.00	1	0.00	0	0.00	1	0.00	0	0.00
Total TRF	**1**	**0.00**	**0**	**0.00**	**1**	**0.00**	**0**	**0.00**	**1**	**0.00**	**0**	**0.00**
Grand Total	**1**	**0.00**	**0**	**0.00**	**1**	**0.00**	**0**	**0.00**	**1**	**0.00**	**0**	**0.00**

CORE DECISION ITEM

Dept Of Mental Health | **Budget Unit 750030B**
Division of Behavioral Health
CORE - Substance Use Disorder Administration | **Bill Section 10.100**

1. CORE FINANCIAL SUMMARY

	FY 2027 Department Request					FY 2027 Governor's Recommended			
	GR	Federal	Other	Total		GR	Federal	Other	Total
PS	1,478,985	948,973	65,684	2,493,642	**PS**	0	0	0	0
EE	23,336	1,549,188	0	1,572,524	**EE**	0	0	0	0
PSD	0	0	0	0	**PSD**	0	0	0	0
TRF	0	0	0	0	**TRF**	0	0	0	0
Total	**1,502,321**	**2,498,161**	**65,684**	**4,066,166**	**Total**	**0**	**0**	**0**	**0**
FTE	**14.78**	**16.04**	**1.00**	**31.82**	**FTE**	**0.00**	**0.00**	**0.00**	**0.00**
Est. Fringe	836,294	643,706	42,754	1,522,754	**Est. Fringe**	0	0	0	0

Note: Fringes budgeted in Appropriation Bill 5 except for certain fringes budgeted directly to MoDOT, Highway Patrol, and Conservation.

Note: Fringes budgeted in Appropriation Bill 5 except for certain fringes budgeted directly to MoDOT, Highway Patrol, and Conservation.

Federal Funds: 1148:Department of Mental Health Federal
Other Funds: 1275:Health Initiatives Fund

2. CORE DESCRIPTION

The Division of Behavioral Health (DBH) ensures that prevention, treatment, evaluation, care, rehabilitation and recovery services are accessible to persons with behavioral health disorders, those at risk of substance misuse, and people who gamble compulsively. DBH exercises administrative supervision and oversight of residential treatment facilities and community-based programs funded or certified by the department. This core provides funding for personal services and expense and equipment for administrative staff who are essential in overseeing Substance Use Disorder (SUD) programs by establishing regulations, policies and procedures, monitoring, evaluating, and providing technical assistance to a network of community providers; providing data analytics; and applying appropriate fiscal procedures to ensure financial accountability.

3. PROGRAM LISTING (list programs included in this core funding)

Behavioral Health Administration

CORE DECISION ITEM

Dept Of Mental Health | **Budget Unit 750030B**
Division of Behavioral Health
CORE - Substance Use Disorder Administration | **Bill Section 10.100**

4. FINANCIAL HISTORY

	FY 2023 Actual	FY 2024 Actual	FY 2025 Actual	FY 2026 Current Yr. as of 8/31/25
Appropriations (All Funds)	3,691,356	3,905,319	3,914,307	4,066,166
Less Reverted (All Funds)	(35,002)	(41,421)	(43,986)	(47,041)
Less Restricted (All Funds)*	0	0	0	0
Less Transfers Out	0	0	0	0
Plus Transfers In	0	0	0	0
Budget Authority (All Funds)	3,656,354	3,863,898	3,870,321	4,019,125
Actual Expenditures (all Fund	2,951,861	3,226,610	2,998,080	531,896
Unexpended (All Funds)	704,493	637,288	872,241	3,487,229
Unexpended by Fund:				
General Revenue	0	0	0	1,213,215
Federal	704,493	637,288	872,241	2,220,693
Other	0	0	0	53,321

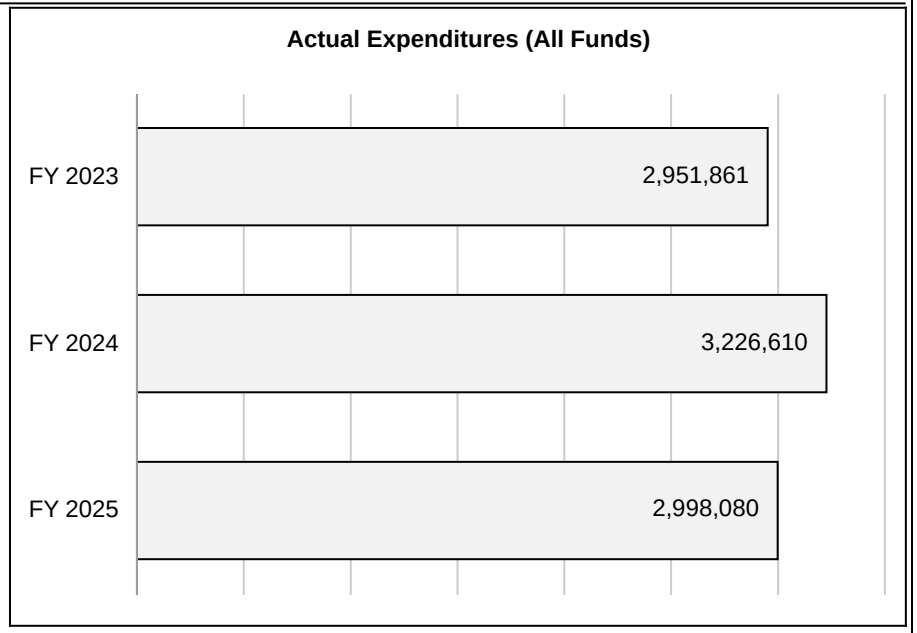

*Restricted amount is as of Sep 1, 2025

Reverted includes the statutory three-percent reserve amount (when applicable).
Restricted includes any Governor's Expenditure Restrictions which remained at the end of the fiscal year (when applicable).

CORE DECISION ITEM

Dept Of Mental Health | **Budget Unit 750030B**
Division of Behavioral Health
CORE - Substance Use Disorder Administration | **Bill Section 10.100**

5. CORE RECONCILIATION DETAIL

	Budget Class	FTE	GR	FED	OTHER	TOTAL	Explanation
TAFP After VETOES							
	PS	31.82	1,478,985	948,973	65,684	2,493,642	
	EE	0.00	23,336	1,549,188	0	1,572,524	
	PD	0.00	0	0	0	0	
	TRF	0.00	0	0	0	0	
	Total	**31.82**	**1,502,321**	**2,498,161**	**65,684**	**4,066,166**	
One-Times							
	PS	0.00	0	0	0	0	
	EE	0.00	0	0	0	0	
	PD	0.00	0	0	0	0	
	TRF	0.00	0	0	0	0	
	Total	**0.00**	**0**	**0**	**0**	**0**	
FY 27 Beginning Core							
	PS	31.82	1,478,985	948,973	65,684	2,493,642	
	EE	0.00	23,336	1,549,188	0	1,572,524	
	PD	0.00	0	0	0	0	
	TRF	0.00	0	0	0	0	
	Total	**31.82**	**1,502,321**	**2,498,161**	**65,684**	**4,066,166**	

Department Request Adjustments

CORE DECISION ITEM

Dept Of Mental Health | **Budget Unit 750030B**
Division of Behavioral Health
CORE - Substance Use Disorder Administration | **Bill Section 10.100**

			Budget Class	FTE	GR	FED	OTHER	TOTAL	Explanation
Core Reallocation	CRA.75B.004	12149	PS	0.00	0	0	0	0	Reallocation to reflect FY27 planned spending
Core Reallocation	CRA.75B.004	12151	PS	0.00	0	0	0	0	Reallocation to reflect FY27 planned spending
Core Reallocation	CRA.75B.004	11839	PS	0.00	0	0	0	0	Reallocation to reflect FY27 planned spending
Core Reallocation	CRA.75B.047	12150	EE	0.00	0	0	0	0	Reallocation to reflect FY27 planned spending
Core Reallocation	CRA.75B.047	12152	EE	0.00	0	0	0	0	Reallocation to reflect FY27 planned spending
Net Department Request Adjustments				**0.00**	**0**	**0**	**0**	**0**	
Department Request Core									
			PS	31.82	1,478,985	948,973	65,684	2,493,642	
			EE	0.00	23,336	1,549,188	0	1,572,524	
			PD	0.00	0	0	0	0	
			TRF	0.00	0	0	0	0	
			Total	**31.82**	**1,502,321**	**2,498,161**	**65,684**	**4,066,166**	
Governor's Recommended Core									
			PS	0.00	0	0	0	0	
			EE	0.00	0	0	0	0	
			PD	0.00	0	0	0	0	
			TRF	0.00	0	0	0	0	
			Total	**0.00**	**0**	**0**	**0**	**0**	

CORE DECISION ITEM

Dept Of Mental Health | **Budget Unit 750030B**
Division of Behavioral Health
CORE - Substance Use Disorder Administration | **Bill Section 10.100**

Summary of the Core by Expenditure Types

	FY25 Budget		FY25 Actual		FY26 Budget		FY26 Actual as of 8/31/25		FY27 DTREQ		FY27 GVREC	
Account	**Dollars**	**FTE**	**Dollars**	**FTE**	**Dollars**	**FTE**	**Dollars**	**FTE**	**Dollars**	**FTE**	**Dollars**	**FTE**
Leave Payouts	0	0.00	20,949	0.00	26,918	0.00	0	0.00	26,898	0.00	0	0.00
Benefit Eligible Wages	2,342,080	31.82	2,052,707	27.58	2,413,254	30.84	317,691	3.97	2,413,274	31.82	0	0.00
Planned Hourly Wages	0	0.00	0	0.00	53,470	0.98	0	0.00	53,470	0.00	0	0.00
Provisional Wages	0	0.00	57,121	1.00	0	0.00	9,931	0.17	0	0.00	0	0.00
Total PS	**2,342,080**	**31.82**	**2,130,777**	**28.57**	**2,493,642**	**31.82**	**327,621**	**4.14**	**2,493,642**	**31.82**	**0**	**0.00**
In State Travel	61,024	0.00	16,062	0.00	61,321	0.00	2,628	0.00	61,321	0.00	0	0.00
Out of State Travel	4,710	0.00	7,581	0.00	4,710	0.00	0	0.00	4,710	0.00	0	0.00
Supplies	2,000	0.00	2,217	0.00	2,000	0.00	691	0.00	2,000	0.00	0	0.00
Professional Development	50,738	0.00	7,977	0.00	50,738	0.00	26,980	0.00	50,738	0.00	0	0.00
Communications Services and Supplies	28,350	0.00	16,781	0.00	28,350	0.00	2,729	0.00	28,350	0.00	0	0.00
Professional Services	1,404,992	0.00	795,835	0.00	1,404,992	0.00	141,428	0.00	1,404,992	0.00	0	0.00
Housekeeping and Janitorial Services	115	0.00	0	0.00	115	0.00	0	0.00	115	0.00	0	0.00
Maintenance and Repair Services	1,098	0.00	6,788	0.00	1,098	0.00	25,546	0.00	1,098	0.00	0	0.00
Office Equipment Expenses	9,725	0.00	8,981	0.00	9,725	0.00	104	0.00	9,725	0.00	0	0.00
Other Equipment	6,000	0.00	3,417	0.00	6,000	0.00	3,873	0.00	6,000	0.00	0	0.00
Building Lease Payments Operating	910	0.00	0	0.00	910	0.00	0	0.00	910	0.00	0	0.00
Equipment Lease Payments	460	0.00	0	0.00	460	0.00	0	0.00	460	0.00	0	0.00
Miscellaneous Expenses	2,105	0.00	1,664	0.00	2,105	0.00	295	0.00	2,105	0.00	0	0.00
Total EE	**1,572,227**	**0.00**	**867,303**	**0.00**	**1,572,524**	**0.00**	**204,275**	**0.00**	**1,572,524**	**0.00**	**0**	**0.00**

CORE DECISION ITEM

Dept Of Mental Health
Division of Behavioral Health
CORE - Substance Use Disorder Administration

Budget Unit 750030B

Bill Section 10.100

	FY25 Budget		FY25 Actual		FY26 Budget		FY26 Actual as of 8/31/25		FY27 DTREQ		FY27 GVREC	
Account	**Dollars**	**FTE**	**Dollars**	**FTE**	**Dollars**	**FTE**	**Dollars**	**FTE**	**Dollars**	**FTE**	**Dollars**	**FTE**
Grand Total	3,914,307	31.82	2,998,080	28.57	4,066,166	31.82	531,896	4.14	4,066,166	31.82	0	0.00

CORE DECISION ITEM

Dept Of Mental Health | **Budget Unit 750151B**
Division of Behavioral Health
CORE - Opioid Settlement Coordinator | **Bill Section 10.107**

1. CORE FINANCIAL SUMMARY

FY 2027 Department Request

	GR	Federal	Other	Total
PS	0	0	79,737	79,737
EE	0	0	5,000	5,000
PSD	0	0	0	0
TRF	0	0	0	0
Total	**0**	**0**	**84,737**	**84,737**
FTE	**0.00**	**0.00**	**1.00**	**1.00**
Est. Fringe	0	0	48,406	48,406

Note: Fringes budgeted in Appropriation Bill 5 except for certain fringes budgeted directly to MoDOT, Highway Patrol, and Conservation.

Other Funds: 1705:Opioid Addiction Treatment and Recovery Fund

FY 2027 Governor's Recommended

	GR	Federal	Other	Total
PS	0	0	0	0
EE	0	0	0	0
PSD	0	0	0	0
TRF	0	0	0	0
Total	**0**	**0**	**0**	**0**
FTE	**0.00**	**0.00**	**0.00**	**0.00**
Est. Fringe	0	0	0	0

Note: Fringes budgeted in Appropriation Bill 5 except for certain fringes budgeted directly to MoDOT, Highway Patrol, and Conservation.

2. CORE DESCRIPTION

The Department of Mental Health (DMH) has been designated as the lead agency to coordinate reporting with the Attorney General's Office, state agencies, and participating local governments. Funding will be used for the salary and associated expenses of one staff member to coordinate with all parties and ensure settlement reporting requirements are met. These monies will be required for the duration of the settlements and reporting periods (FY 2040).

Funding will be used to oversee the compliance with reporting requirements pursuant to section, 196.1050 RSMo. Settlement funds must be spent on opioid abatement activities; such activities must fit into the allowable uses defined in the settlement agreements. Each individual settlement includes reporting requirements.

3. PROGRAM LISTING (list programs included in this core funding)

Not applicable

CORE DECISION ITEM

Dept Of Mental Health | **Budget Unit 750151B**
Division of Behavioral Health
CORE - Opioid Settlement Coordinator | **Bill Section 10.107**

4. FINANCIAL HISTORY

	FY 2023 Actual	FY 2024 Actual	FY 2025 Actual	FY 2026 Current Yr. as of 8/31/25
Appropriations (All Funds)	0	0	83,948	84,737
Less Reverted (All Funds)	0	0	0	0
Less Restricted (All Funds)*	0	0	0	0
Less Transfers Out	0	0	0	0
Plus Transfers In	0	0	0	0
Budget Authority (All Funds)	0	0	83,948	84,737
Actual Expenditures (all Fund	0	0	73,627	11,283
Unexpended (All Funds)	0	0	10,321	73,454
Unexpended by Fund:				
General Revenue	0	0	0	0
Federal	0	0	0	0
Other	0	0	10,321	73,454

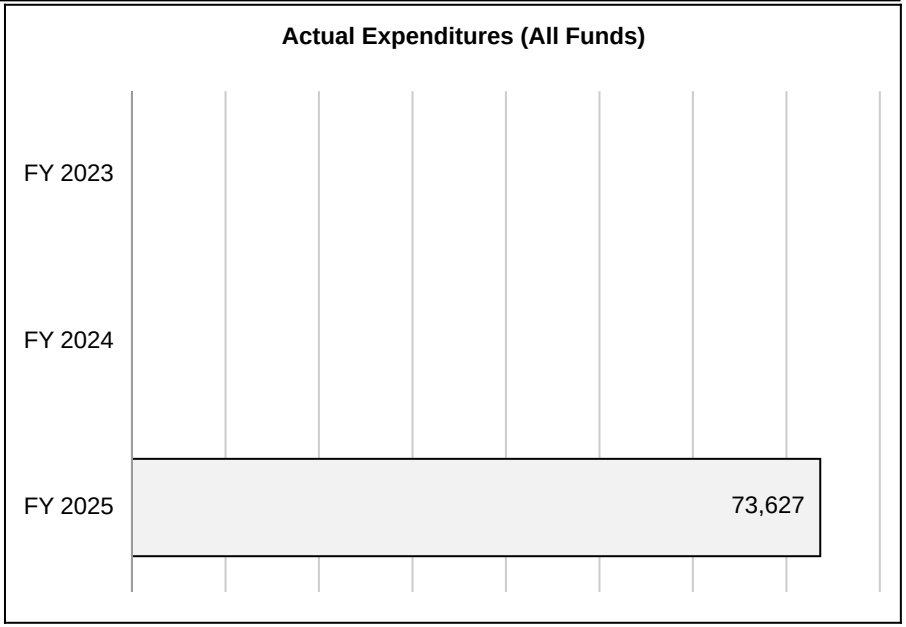

*Restricted amount is as of Sep 1, 2025

Reverted includes the statutory three-percent reserve amount (when applicable).
Restricted includes any Governor's Expenditure Restrictions which remained at the end of the fiscal year (when applicable).

NOTES:

FY 2025 - Funding newly appropriated.

CORE DECISION ITEM

Dept Of Mental Health | **Budget Unit 750151B**
Division of Behavioral Health
CORE - Opioid Settlement Coordinator | **Bill Section 10.107**

5. CORE RECONCILIATION DETAIL

	Budget Class	FTE	GR	FED	OTHER	TOTAL	Explanation
TAFP After VETOES							
	PS	1.00	0	0	79,737	79,737	
	EE	0.00	0	0	5,000	5,000	
	PD	0.00	0	0	0	0	
	TRF	0.00	0	0	0	0	
	Total	**1.00**	**0**	**0**	**84,737**	**84,737**	
One-Times							
	PS	0.00	0	0	0	0	
	EE	0.00	0	0	0	0	
	PD	0.00	0	0	0	0	
	TRF	0.00	0	0	0	0	
	Total	**0.00**	**0**	**0**	**0**	**0**	
FY 27 Beginning Core							
	PS	1.00	0	0	79,737	79,737	
	EE	0.00	0	0	5,000	5,000	
	PD	0.00	0	0	0	0	
	TRF	0.00	0	0	0	0	
	Total	**1.00**	**0**	**0**	**84,737**	**84,737**	

Department Request Adjustments

CORE DECISION ITEM

Dept Of Mental Health | **Budget Unit 750151B**
Division of Behavioral Health
CORE - Opioid Settlement Coordinator | **Bill Section 10.107**

			Budget Class	FTE	GR	FED	OTHER	TOTAL	Explanation
Core Reallocation	CRA.75B.010	16895	PS	0.00	0	0	0	0	Reallocation to reflect FY27 planned spending
Core Reallocation	CRA.75B.010	16900	EE	0.00	0	0	0	0	Reallocation to reflect FY27 planned spending
Net Department Request Adjustments				**0.00**	**0**	**0**	**0**	**0**	
Department Request Core									
			PS	1.00	0	0	79,737	79,737	
			EE	0.00	0	0	5,000	5,000	
			PD	0.00	0	0	0	0	
			TRF	0.00	0	0	0	0	
			Total	**1.00**	**0**	**0**	**84,737**	**84,737**	
Governor's Recommended Core									
			PS	0.00	0	0	0	0	
			EE	0.00	0	0	0	0	
			PD	0.00	0	0	0	0	
			TRF	0.00	0	0	0	0	
			Total	**0.00**	**0**	**0**	**0**	**0**	

CORE DECISION ITEM

Dept Of Mental Health | **Budget Unit 750151B**
Division of Behavioral Health
CORE - Opioid Settlement Coordinator | **Bill Section 10.107**

Summary of the Core by Expenditure Types

	FY25 Budget		FY25 Actual		FY26 Budget		FY26 Actual as of 8/31/25		FY27 DTREQ		FY27 GVREC	
Account	**Dollars**	**FTE**	**Dollars**	**FTE**	**Dollars**	**FTE**	**Dollars**	**FTE**	**Dollars**	**FTE**	**Dollars**	**FTE**
Benefit Eligible Wages	78,948	1.00	73,627	0.46	79,737	1.00	11,283	0.07	79,737	1.00	0	0.00
Total PS	**78,948**	**1.00**	**73,627**	**0.46**	**79,737**	**1.00**	**11,283**	**0.07**	**79,737**	**1.00**	**0**	**0.00**
In State Travel	1,000	0.00	0	0.00	1,000	0.00	0	0.00	1,000	0.00	0	0.00
Supplies	1,000	0.00	0	0.00	1,000	0.00	0	0.00	1,000	0.00	0	0.00
Communications Services and Supplies	1,000	0.00	0	0.00	1,000	0.00	0	0.00	1,000	0.00	0	0.00
Professional Services	1,000	0.00	0	0.00	1,000	0.00	0	0.00	1,000	0.00	0	0.00
Office Equipment Expenses	1,000	0.00	0	0.00	1,000	0.00	0	0.00	1,000	0.00	0	0.00
Total EE	**5,000**	**0.00**	**0**	**0.00**	**5,000**	**0.00**	**0**	**0.00**	**5,000**	**0.00**	**0**	**0.00**
Grand Total	**83,948**	**1.00**	**73,627**	**0.46**	**84,737**	**1.00**	**11,283**	**0.07**	**84,737**	**1.00**	**0**	**0.00**

CORE DECISION ITEM

Dept Of Mental Health | **Budget Unit 750031B**
Division of Behavioral Health
CORE - Mental Health Administration | **Bill Section 10.100**

1. CORE FINANCIAL SUMMARY

	FY 2027 Department Request					FY 2027 Governor's Recommended			
	GR	Federal	Other	Total		GR	Federal	Other	Total
PS	1,449,681	744,387	0	2,194,068	**PS**	0	0	0	0
EE	57,321	336,596	0	393,917	**EE**	0	0	0	0
PSD	0	0	0	0	**PSD**	0	0	0	0
TRF	0	0	0	0	**TRF**	0	0	0	0
Total	**1,507,002**	**1,080,983**	**0**	**2,587,985**	**Total**	**0**	**0**	**0**	**0**
FTE	**16.55**	**11.55**	**0.00**	**28.10**	**FTE**	**0.00**	**0.00**	**0.00**	**0.00**
Est. Fringe	853,422	488,073	0	1,341,496	**Est. Fringe**	0	0	0	0

Note: Fringes budgeted in Appropriation Bill 5 except for certain fringes budgeted directly to MoDOT, Highway Patrol, and Conservation.

Note: Fringes budgeted in Appropriation Bill 5 except for certain fringes budgeted directly to MoDOT, Highway Patrol, and Conservation.

Federal Funds: 1148:Department of Mental Health Federal

2. CORE DESCRIPTION

The Division of Behavioral Health (DBH) ensures that prevention, treatment, evaluation, care, and rehabilitation are accessible to persons with behavioral health disorders. DBH exercises administrative supervision and oversight of inpatient psychiatric hospitals and community-based programs funded or certified by the department. This core provides funding for personal services and expense and equipment for administrative staff who are essential in overseeing Mental Health (MH) programs by establishing regulations, policies and procedures; monitoring, evaluating, and providing technical assistance to a network of community providers; providing data analytics; and applying appropriate fiscal procedures to ensure financial accountability.

3. PROGRAM LISTING (list programs included in this core funding)

Behavioral Health Administration

CORE DECISION ITEM

Dept Of Mental Health | **Budget Unit 750031B**
Division of Behavioral Health
CORE - Mental Health Administration | **Bill Section 10.100**

4. FINANCIAL HISTORY

	FY 2023 Actual	FY 2024 Actual	FY 2025 Actual	FY 2026 Current Yr. as of 8/31/25
Appropriations (All Funds)	4,484,414	2,330,652	2,536,205	2,587,985
Less Reverted (All Funds)	(33,756)	(38,458)	(42,375)	(45,210)
Less Restricted (All Funds)*	0	0	0	0
Less Transfers Out	0	0	0	0
Plus Transfers In	0	0	0	0
Budget Authority (All Funds)	4,450,658	2,292,194	2,493,830	2,542,775
Actual Expenditures (all Fund	3,170,837	2,020,048	2,153,904	423,976
Unexpended (All Funds)	1,279,821	272,146	339,926	2,118,799
Unexpended by Fund:				
General Revenue	0	0	0	1,202,140
Federal	1,011,965	272,146	339,926	916,659
Other	267,856	0	0	0



*Restricted amount is as of Sep 1, 2025

Reverted includes the statutory three-percent reserve amount (when applicable).
Restricted includes any Governor's Expenditure Restrictions which remained at the end of the fiscal year (when applicable).

CORE DECISION ITEM

Dept Of Mental Health | **Budget Unit 750031B**
Division of Behavioral Health
CORE - Mental Health Administration | **Bill Section 10.100**

5. CORE RECONCILIATION DETAIL

	Budget Class	FTE	GR	FED	OTHER	TOTAL	Explanation
TAFP After VETOES							
	PS	28.10	1,449,681	744,387	0	2,194,068	
	EE	0.00	57,321	336,596	0	393,917	
	PD	0.00	0	0	0	0	
	TRF	0.00	0	0	0	0	
	Total	**28.10**	**1,507,002**	**1,080,983**	**0**	**2,587,985**	
One-Times							
	PS	0.00	0	0	0	0	
	EE	0.00	0	0	0	0	
	PD	0.00	0	0	0	0	
	TRF	0.00	0	0	0	0	
	Total	**0.00**	**0**	**0**	**0**	**0**	
FY 27 Beginning Core							
	PS	28.10	1,449,681	744,387	0	2,194,068	
	EE	0.00	57,321	336,596	0	393,917	
	PD	0.00	0	0	0	0	
	TRF	0.00	0	0	0	0	
	Total	**28.10**	**1,507,002**	**1,080,983**	**0**	**2,587,985**	

Department Request Adjustments

CORE DECISION ITEM

Dept Of Mental Health | **Budget Unit 750031B**
Division of Behavioral Health
CORE - Mental Health Administration | **Bill Section 10.100**

			Budget Class	FTE	GR	FED	OTHER	TOTAL	Explanation
Core Reallocation	CRA.75B.004	11844	PS	0.00	0	0	0	0	Reallocation to reflect FY27 planned spending
Core Reallocation	CRA.75B.004	11846	PS	0.00	0	0	0	0	Reallocation to reflect FY27 planned spending
Core Reallocation	CRA.75B.047	11845	EE	0.00	0	0	0	0	Reallocation to reflect FY27 planned spending
Core Reallocation	CRA.75B.047	11847	EE	0.00	0	0	0	0	Reallocation to reflect FY27 planned spending
Net Department Request Adjustments				**0.00**	**0**	**0**	**0**	**0**	
Department Request Core									
			PS	28.10	1,449,681	744,387	0	2,194,068	
			EE	0.00	57,321	336,596	0	393,917	
			PD	0.00	0	0	0	0	
			TRF	0.00	0	0	0	0	
			Total	**28.10**	**1,507,002**	**1,080,983**	**0**	**2,587,985**	
Governor's Recommended Core									
			PS	0.00	0	0	0	0	
			EE	0.00	0	0	0	0	
			PD	0.00	0	0	0	0	
			TRF	0.00	0	0	0	0	
			Total	**0.00**	**0**	**0**	**0**	**0**	

CORE DECISION ITEM

Dept Of Mental Health | **Budget Unit 750031B**
Division of Behavioral Health
CORE - Mental Health Administration | **Bill Section 10.100**

Summary of the Core by Expenditure Types

	FY25 Budget		FY25 Actual		FY26 Budget		FY26 Actual as of 8/31/25		FY27 DTREQ		FY27 GVREC	
Account	**Dollars**	**FTE**	**Dollars**	**FTE**	**Dollars**	**FTE**	**Dollars**	**FTE**	**Dollars**	**FTE**	**Dollars**	**FTE**
Leave Payouts	0	0.00	19,122	0.00	0	0.00	6,455	0.00	0	0.00	0	0.00
Benefit Eligible Wages	2,142,440	29.10	1,936,854	27.09	2,090,949	26.75	366,248	4.83	2,090,949	28.10	0	0.00
Planned Hourly Wages	0	0.00	18,596	0.17	103,119	1.35	6,741	0.05	103,119	0.00	0	0.00
Provisional Wages	0	0.00	4,618	0.07	0	0.00	319	0.00	0	0.00	0	0.00
Total PS	**2,142,440**	**29.10**	**1,979,190**	**27.33**	**2,194,068**	**28.10**	**379,763**	**4.89**	**2,194,068**	**28.10**	**0**	**0.00**
In State Travel	8,918	0.00	22,450	0.00	9,070	0.00	2,408	0.00	9,070	0.00	0	0.00
Out of State Travel	0	0.00	9,261	0.00	0	0.00	949	0.00	0	0.00	0	0.00
Supplies	20,651	0.00	3,853	0.00	20,651	0.00	4,528	0.00	20,651	0.00	0	0.00
Professional Development	50,114	0.00	5,037	0.00	50,114	0.00	2,679	0.00	50,114	0.00	0	0.00
Communications Services and Supplies	28,082	0.00	17,932	0.00	28,082	0.00	3,244	0.00	28,082	0.00	0	0.00
Professional Services	266,825	0.00	97,024	0.00	266,825	0.00	21,427	0.00	266,825	0.00	0	0.00
Maintenance and Repair Services	6,725	0.00	6,326	0.00	6,725	0.00	6,462	0.00	6,725	0.00	0	0.00
Office Equipment Expenses	5,600	0.00	3,458	0.00	5,600	0.00	0	0.00	5,600	0.00	0	0.00
Other Equipment	1,550	0.00	6,639	0.00	1,550	0.00	1,948	0.00	1,550	0.00	0	0.00
Property and Improvements Expenses	50	0.00	0	0.00	50	0.00	0	0.00	50	0.00	0	0.00
Building Lease Payments Operating	850	0.00	0	0.00	850	0.00	0	0.00	850	0.00	0	0.00
Equipment Lease Payments	150	0.00	0	0.00	150	0.00	0	0.00	150	0.00	0	0.00
Miscellaneous Expenses	4,250	0.00	2,735	0.00	4,250	0.00	569	0.00	4,250	0.00	0	0.00
Total EE	**393,765**	**0.00**	**174,714**	**0.00**	**393,917**	**0.00**	**44,214**	**0.00**	**393,917**	**0.00**	**0**	**0.00**

CORE DECISION ITEM

Dept Of Mental Health
Division of Behavioral Health
CORE - Mental Health Administration

Budget Unit 750031B

Bill Section 10.100

	FY25 Budget		FY25 Actual		FY26 Budget		FY26 Actual as of 8/31/25		FY27 DTREQ		FY27 GVREC	
Account	**Dollars**	**FTE**	**Dollars**	**FTE**	**Dollars**	**FTE**	**Dollars**	**FTE**	**Dollars**	**FTE**	**Dollars**	**FTE**
Grand Total	**2,536,205**	**29.10**	**2,153,904**	**27.33**	**2,587,985**	**28.10**	**423,976**	**4.89**	**2,587,985**	**28.10**	**0**	**0.00**

CORE DECISION ITEM

Dept Of Mental Health | **Budget Unit 750159B**
Division of Behavioral Health
CORE - Civil Commitment Legal Fees | **Bill Section 10.120**

1. CORE FINANCIAL SUMMARY

FY 2027 Department Request

	GR	Federal	Other	Total
PS	0	0	0	0
EE	1,797,441	0	0	1,797,441
PSD	0	0	0	0
TRF	0	0	0	0
Total	**1,797,441**	**0**	**0**	**1,797,441**
FTE	**0.00**	**0.00**	**0.00**	**0.00**
Est. Fringe	0	0	0	0

Note: Fringes budgeted in Appropriation Bill 5 except for certain fringes budgeted directly to MoDOT, Highway Patrol, and Conservation.

FY 2027 Governor's Recommended

	GR	Federal	Other	Total
PS	0	0	0	0
EE	0	0	0	0
PSD	0	0	0	0
TRF	0	0	0	0
Total	**0**	**0**	**0**	**0**
FTE	**0.00**	**0.00**	**0.00**	**0.00**
Est. Fringe	0	0	0	0

Note: Fringes budgeted in Appropriation Bill 5 except for certain fringes budgeted directly to MoDOT, Highway Patrol, and Conservation.

2. CORE DESCRIPTION

Missouri state statute mandates that certain fees and costs for involuntary civil detention proceedings for an individual who presents a likelihood of harm due to a mental illness or substance use disorder be paid by the State (Sections 56.700, 57.280, 488.435, 630.130, 632.415, RSMo.). It is required that reasonable attorney fees and costs be paid in involuntary civil detention hearings when the court has determined that the individual is unable to pay. In addition, sheriff mileage fees for executing a court warrant for civil involuntary detention proceedings are considered court costs and are reimbursed at the rate set by the Internal Revenue Service. Funding will be used for attorney expenses incurred on behalf of individuals civilly committed by the courts who are unable to pay and for sheriff mileage fees for executing a court warrant for civil involuntary detention proceedings.

3. PROGRAM LISTING (list programs included in this core funding)

Not applicable

CORE DECISION ITEM

Dept Of Mental Health | **Budget Unit 750159B**
Division of Behavioral Health
CORE - Civil Commitment Legal Fees | **Bill Section 10.120**

4. FINANCIAL HISTORY

	FY 2023 Actual	FY 2024 Actual	FY 2025 Actual	FY 2026 Current Yr. as of 8/31/25
Appropriations (All Funds)	0	0	1,770,518	1,797,441
Less Reverted (All Funds)	0	0	(354,985)	(53,923)
Less Restricted (All Funds)*	0	0	0	0
Less Transfers Out	0	0	0	0
Plus Transfers In	0	0	0	0
Budget Authority (All Funds)	0	0	1,415,533	1,743,518
Actual Expenditures (all Fund	0	0	1,415,382	257,052
Unexpended (All Funds)	0	0	151	1,486,466
Unexpended by Fund:				
General Revenue	0	0	151	1,486,466
Federal	0	0	0	0
Other	0	0	0	0

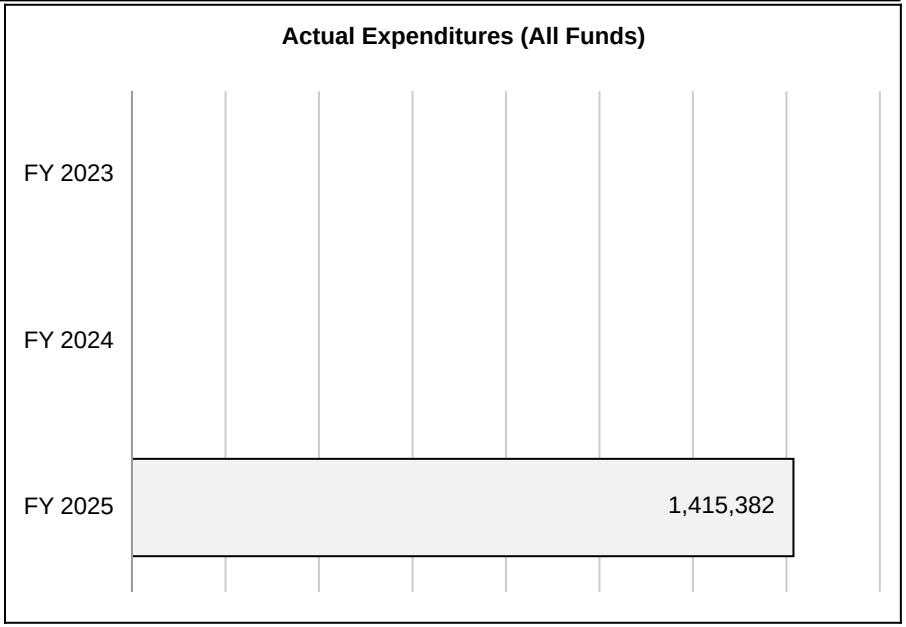

*Restricted amount is as of Sep 1, 2025

Reverted includes the statutory three-percent reserve amount (when applicable).
Restricted includes any Governor's Expenditure Restrictions which remained at the end of the fiscal year (when applicable).

NOTES:

FY 2025 - Funding newly appropriated.

CORE DECISION ITEM

Dept Of Mental Health | **Budget Unit 750159B**
Division of Behavioral Health
CORE - Civil Commitment Legal Fees | **Bill Section 10.120**

5. CORE RECONCILIATION DETAIL

	Budget Class	FTE	GR	FED	OTHER	TOTAL	Explanation
TAFP After VETOES							
	PS	0.00	0	0	0	0	
	EE	0.00	1,797,441	0	0	1,797,441	
	PD	0.00	0	0	0	0	
	TRF	0.00	0	0	0	0	
	Total	**0.00**	**1,797,441**	**0**	**0**	**1,797,441**	
One-Times							
	PS	0.00	0	0	0	0	
	EE	0.00	0	0	0	0	
	PD	0.00	0	0	0	0	
	TRF	0.00	0	0	0	0	
	Total	**0.00**	**0**	**0**	**0**	**0**	
FY 27 Beginning Core							
	PS	0.00	0	0	0	0	
	EE	0.00	1,797,441	0	0	1,797,441	
	PD	0.00	0	0	0	0	
	TRF	0.00	0	0	0	0	
	Total	**0.00**	**1,797,441**	**0**	**0**	**1,797,441**	

Department Request Adjustments

CORE DECISION ITEM

Dept Of Mental Health | **Budget Unit 750159B**
Division of Behavioral Health
CORE - Civil Commitment Legal Fees | **Bill Section 10.120**

			Budget Class	FTE	GR	FED	OTHER	TOTAL	Explanation
Core Reallocation	CRA.75B.017	16569	EE	0.00	0	0	0	0	Reallocation to reflect FY27 planned spending
Net Department Request Adjustments				**0.00**	**0**	**0**	**0**	**0**	
Department Request Core									
			PS	0.00	0	0	0	0	
			EE	0.00	1,797,441	0	0	1,797,441	
			PD	0.00	0	0	0	0	
			TRF	0.00	0	0	0	0	
			Total	**0.00**	**1,797,441**	**0**	**0**	**1,797,441**	
Governor's Recommended Core									
			PS	0.00	0	0	0	0	
			EE	0.00	0	0	0	0	
			PD	0.00	0	0	0	0	
			TRF	0.00	0	0	0	0	
			Total	**0.00**	**0**	**0**	**0**	**0**	

CORE DECISION ITEM

Dept Of Mental Health | **Budget Unit 750159B**
Division of Behavioral Health
CORE - Civil Commitment Legal Fees | **Bill Section 10.120**

Summary of the Core by Expenditure Types

	FY25 Budget		FY25 Actual		FY26 Budget		FY26 Actual as of 8/31/25		FY27 DTREQ		FY27 GVREC	
Account	**Dollars**	**FTE**	**Dollars**	**FTE**	**Dollars**	**FTE**	**Dollars**	**FTE**	**Dollars**	**FTE**	**Dollars**	**FTE**
Professional Services	1,770,518	0.00	1,352,852	0.00	1,797,441	0.00	243,861	0.00	1,797,441	0.00	0	0.00
Total EE	**1,770,518**	**0.00**	**1,352,852**	**0.00**	**1,797,441**	**0.00**	**243,861**	**0.00**	**1,797,441**	**0.00**	**0**	**0.00**
Program Disbursements	0	0.00	62,530	0.00	0	0.00	13,191	0.00	0	0.00	0	0.00
Total PSD	**0**	**0.00**	**62,530**	**0.00**	**0**	**0.00**	**13,191**	**0.00**	**0**	**0.00**	**0**	**0.00**
Grand Total	**1,770,518**	**0.00**	**1,415,382**	**0.00**	**1,797,441**	**0.00**	**257,052**	**0.00**	**1,797,441**	**0.00**	**0**	**0.00**

CORE DECISION ITEM

Dept Of Mental Health | **Budget Unit 750032B**
Division of Behavioral Health
CORE - SUD Prevention and Education Services | **Bill Section 10.105**

1. CORE FINANCIAL SUMMARY

FY 2027 Department Request

	GR	Federal	Other	Total
PS	122,690	508,663	0	631,353
EE	300,000	490,358	0	790,358
PSD	1,072,959	15,726,145	1,582,148	18,381,252
TRF	0	0	0	0
Total	**1,495,649**	**16,725,166**	**1,582,148**	**19,802,963**
FTE	**0.06**	**8.78**	**0.00**	**8.84**
Est. Fringe	50,326	348,014	0	398,340

Note: Fringes budgeted in Appropriation Bill 5 except for certain fringes budgeted directly to MoDOT, Highway Patrol, and Conservation.

FY 2027 Governor's Recommended

	GR	Federal	Other	Total
PS	0	0	0	0
EE	0	0	0	0
PSD	0	0	0	0
TRF	0	0	0	0
Total	**0**	**0**	**0**	**0**
FTE	**0.00**	**0.00**	**0.00**	**0.00**
Est. Fringe	0	0	0	0

Note: Fringes budgeted in Appropriation Bill 5 except for certain fringes budgeted directly to MoDOT, Highway Patrol, and Conservation.

Federal Funds: 1148:Department of Mental Health Federal
Other Funds: 1245:Compulsive Gaming Prevention Fund
1275:Health Initiatives Fund

2. CORE DESCRIPTION

The Division of Behavioral Health (DBH) supports prevention initiatives including community and school-based substance use prevention and intervention services. Substance use prevention efforts are focused on individuals, families, schools, and communities through education and organizational efforts of local volunteer coalitions through technical assistance and training. School-based Prevention Intervention and Resources Initiative (SPIRIT) is a specific evidence-based program that focuses on delaying the onset of substance use; decreases the use of substances; improves overall school performance; and reduces incidents of violence. To achieve these goals, prevention agencies are paired with school districts to provide technical assistance in implementing the evidence-based practice. The Department of Mental Health (DMH) partners with key stakeholders to hold the annual substance use prevention conference and coordinate production/dissemination of educational materials. In addition, DBH supports implementation of evidence-based prevention programming, which includes overdose prevention; development of the prevention workforce; and dissemination of information statewide.

3. PROGRAM LISTING (list programs included in this core funding)

SUD Prevention and Education Services

CORE DECISION ITEM

Dept Of Mental Health | **Budget Unit 750032B**
Division of Behavioral Health
CORE - SUD Prevention and Education Services | **Bill Section 10.105**

4. FINANCIAL HISTORY

	FY 2023 Actual	FY 2024 Actual	FY 2025 Actual	FY 2026 Current Yr. as of 8/31/25
Appropriations (All Funds)	23,465,544	23,500,664	21,780,541	22,727,597
Less Reverted (All Funds)	(43,761)	(44,390)	(44,641)	(44,870)
Less Restricted (All Funds)*	0	0	0	0
Less Transfers Out	0	0	0	0
Plus Transfers In	0	0	0	0
Budget Authority (All Funds)	23,421,783	23,456,274	21,735,900	22,682,727
Actual Expenditures (all Fund	18,648,535	15,992,138	15,217,113	1,929,154
Unexpended (All Funds)	4,773,248	7,464,136	6,518,787	20,753,573
Unexpended by Fund:				
General Revenue	0	0	0	1,151,970
Federal	4,773,248	7,464,136	6,518,787	18,019,455
Other	0	0	0	1,582,148



*Restricted amount is as of Sep 1, 2025

Reverted includes the statutory three-percent reserve amount (when applicable).
Restricted includes any Governor's Expenditure Restrictions which remained at the end of the fiscal year (when applicable).

NOTES:

FY 2025 - Decrease in authority due to Coronavirus Response and Relief Supplement Appropriations Act, 2021 (CRRSA) funding ended.

CORE DECISION ITEM

Dept Of Mental Health | **Budget Unit 750032B**
Division of Behavioral Health
CORE - SUD Prevention and Education Services | **Bill Section 10.105**

5. CORE RECONCILIATION DETAIL

	Budget Class	FTE	GR	FED	OTHER	TOTAL	Explanation
TAFP After VETOES							
	PS	8.84	122,690	508,663	0	631,353	
	EE	0.00	300,000	490,358	0	790,358	
	PD	0.00	1,072,959	18,650,779	1,582,148	21,305,886	
	TRF	0.00	0	0	0	0	
	Total	**8.84**	**1,495,649**	**19,649,800**	**1,582,148**	**22,727,597**	
One-Times							
	PS	0.00	0	0	0	0	
	EE	0.00	0	0	0	0	
	PD	0.00	0	0	0	0	
	TRF	0.00	0	0	0	0	
	Total	**0.00**	**0**	**0**	**0**	**0**	
FY 27 Beginning Core							
	PS	8.84	122,690	508,663	0	631,353	
	EE	0.00	300,000	490,358	0	790,358	
	PD	0.00	1,072,959	18,650,779	1,582,148	21,305,886	
	TRF	0.00	0	0	0	0	
	Total	**8.84**	**1,495,649**	**19,649,800**	**1,582,148**	**22,727,597**	

Department Request Adjustments

CORE DECISION ITEM

Dept Of Mental Health | **Budget Unit 750032B**
Division of Behavioral Health
CORE - SUD Prevention and Education Services | **Bill Section 10.105**

			Budget Class	FTE	GR	FED	OTHER	TOTAL	Explanation
Core Reallocation	CRA.75B.006	12649	PS	0.00	0	0	0	0	Reallocation to reflect FY27 planned spending
Core Reallocation	CRA.75B.006	14143	PS	0.00	0	0	0	0	Reallocation to reflect FY27 planned spending
Core Reallocation	CRA.75B.006	17831	PS	0.00	0	0	0	0	Reallocation to reflect FY27 planned spending
Core Reallocation	CRA.75B.006	12154	EE	0.00	0	0	0	0	Reallocation to reflect FY27 planned spending
Core Reallocation	CRA.75B.006	13664	EE	0.00	0	0	0	0	Reallocation to reflect FY27 planned spending
Core Reallocation	CRA.75B.006	14144	EE	0.00	0	0	0	0	Reallocation to reflect FY27 planned spending
Core Reallocation	CRA.75B.006	17832	EE	0.00	0	0	0	0	Reallocation to reflect FY27 planned spending
Core Reduction	CRD.75B.004	18940	PD	0.00	0	(799,634)	0	(799,634)	Reduction of federal authority for funding received from American Rescue Plan Act (ARPA) for SUD and MH Block grants that ended in March 2025.
Core Reduction	CRD.75B.006	12154	PD	0.00	0	(2,125,000)	0	(2,125,000)	Reduction of federal authority to align with anticipated expenditures.
Core Reallocation	CRA.75B.006	12154	PD	0.00	0	0	0	0	Reallocation to reflect FY27 planned spending
Core Reallocation	CRA.75B.006	20538	PD	0.00	0	0	0	0	Reallocation to reflect FY27 planned spending
Core Reallocation	CRA.75B.006	13145	PD	0.00	0	0	0	0	Reallocation to reflect FY27 planned spending
Core Reallocation	CRA.75B.006	18940	PD	0.00	0	0	0	0	Reallocation to reflect FY27 planned spending
Core Reallocation	CRA.75B.006	14649	PD	0.00	0	0	0	0	Reallocation to reflect FY27 planned spending
Net Department Request Adjustments				**0.00**	**0**	**(2,924,634)**	**0**	**(2,924,634)**	
Department Request Core									
			PS	8.84	122,690	508,663	0	631,353	
			EE	0.00	300,000	490,358	0	790,358	
			PD	0.00	1,072,959	15,726,145	1,582,148	18,381,252	
			TRF	0.00	0	0	0	0	

CORE DECISION ITEM

Dept Of Mental Health | **Budget Unit 750032B**
Division of Behavioral Health
CORE - SUD Prevention and Education Services | **Bill Section 10.105**

	Budget Class	FTE	GR	FED	OTHER	TOTAL	Explanation
	Total	**8.84**	**1,495,649**	**16,725,166**	**1,582,148**	**19,802,963**	
Governor's Recommended Core							
	PS	0.00	0	0	0	0	
	EE	0.00	0	0	0	0	
	PD	0.00	0	0	0	0	
	TRF	0.00	0	0	0	0	
	Total	**0.00**	**0**	**0**	**0**	**0**	

CORE DECISION ITEM

Dept Of Mental Health | **Budget Unit 750032B**
Division of Behavioral Health
CORE - SUD Prevention and Education Services | **Bill Section 10.105**

Summary of the Core by Expenditure Types

	FY25 Budget		FY25 Actual		FY26 Budget		FY26 Actual as of 8/31/25		FY27 DTREQ		FY27 GVREC	
Account	**Dollars**	**FTE**	**Dollars**	**FTE**	**Dollars**	**FTE**	**Dollars**	**FTE**	**Dollars**	**FTE**	**Dollars**	**FTE**
Leave Payouts	0	0.00	0	0.00	2,392	0.00	0	0.00	2,392	0.00	0	0.00
Benefit Eligible Wages	608,710	8.84	562,081	8.62	572,146	8.34	106,644	1.54	572,146	8.34	0	0.00
Planned Hourly Wages	0	0.00	43,177	1.03	56,815	0.50	10,421	0.26	56,815	0.50	0	0.00
Total PS	**608,710**	**8.84**	**605,258**	**9.65**	**631,353**	**8.84**	**117,065**	**1.81**	**631,353**	**8.84**	**0**	**0.00**
In State Travel	150,216	0.00	100,677	0.00	159,746	0.00	15,303	0.00	159,746	0.00	0	0.00
Out of State Travel	3,725	0.00	2,275	0.00	3,725	0.00	1,455	0.00	3,725	0.00	0	0.00
Supplies	16,528	0.00	4,517	0.00	17,028	0.00	384	0.00	17,028	0.00	0	0.00
Professional Development	4,260	0.00	1,901	0.00	4,260	0.00	1,650	0.00	4,260	0.00	0	0.00
Communications Services and Supplies	25,058	0.00	404	0.00	25,058	0.00	74	0.00	25,058	0.00	0	0.00
Professional Services	576,127	0.00	293,434	0.00	576,127	0.00	33,568	0.00	576,127	0.00	0	0.00
Housekeeping and Janitorial Services	15	0.00	0	0.00	15	0.00	0	0.00	15	0.00	0	0.00
Maintenance and Repair Services	100	0.00	0	0.00	100	0.00	0	0.00	100	0.00	0	0.00
Office Equipment Expenses	2,484	0.00	0	0.00	2,484	0.00	0	0.00	2,484	0.00	0	0.00
Other Equipment	700	0.00	1,550	0.00	700	0.00	0	0.00	700	0.00	0	0.00
Building Lease Payments Operating	150	0.00	0	0.00	150	0.00	0	0.00	150	0.00	0	0.00
Equipment Lease Payments	150	0.00	0	0.00	150	0.00	0	0.00	150	0.00	0	0.00
Miscellaneous Expenses	815	0.00	695	0.00	815	0.00	145	0.00	815	0.00	0	0.00
Total EE	**780,328**	**0.00**	**405,452**	**0.00**	**790,358**	**0.00**	**52,580**	**0.00**	**790,358**	**0.00**	**0**	**0.00**
Program Disbursements	20,391,503	0.00	14,206,403	0.00	21,305,886	0.00	1,759,509	0.00	18,381,252	0.00	0	0.00
Total PSD	**20,391,503**	**0.00**	**14,206,403**	**0.00**	**21,305,886**	**0.00**	**1,759,509**	**0.00**	**18,381,252**	**0.00**	**0**	**0.00**

CORE DECISION ITEM

Dept Of Mental Health
Division of Behavioral Health
CORE - SUD Prevention and Education Services

Budget Unit 750032B

Bill Section 10.105

	FY25 Budget		FY25 Actual		FY26 Budget		FY26 Actual as of 8/31/25		FY27 DTREQ		FY27 GVREC	
Account	**Dollars**	**FTE**	**Dollars**	**FTE**	**Dollars**	**FTE**	**Dollars**	**FTE**	**Dollars**	**FTE**	**Dollars**	**FTE**
Grand Total	21,780,541	8.84	15,217,113	9.65	22,727,597	8.84	1,929,154	1.81	19,802,963	8.84	0	0.00

CORE DECISION ITEM

Dept Of Mental Health | **Budget Unit 750187B**
Division of Behavioral Health
CORE - Prevention Resource Network | **Bill Section 10.106**

1. CORE FINANCIAL SUMMARY

	FY 2027 Department Request					FY 2027 Governor's Recommended			
	GR	Federal	Other	Total		GR	Federal	Other	Total
PS	0	0	0	0	**PS**	0	0	0	0
EE	0	0	0	0	**EE**	0	0	0	0
PSD	0	0	1,000,000	1,000,000	**PSD**	0	0	0	0
TRF	0	0	0	0	**TRF**	0	0	0	0
Total	**0**	**0**	**1,000,000**	**1,000,000**	**Total**	**0**	**0**	**0**	**0**
FTE	**0.00**	**0.00**	**0.00**	**0.00**	**FTE**	**0.00**	**0.00**	**0.00**	**0.00**
Est. Fringe	0	0	0	0	**Est. Fringe**	0	0	0	0

Note: Fringes budgeted in Appropriation Bill 5 except for certain fringes budgeted directly to MoDOT, Highway Patrol, and Conservation.

Other Funds: 1705:Opioid Addiction Treatment and Recovery Fund

2. CORE DESCRIPTION

Prevention Resource Centers implement programming aimed at delaying the onset of substance use; decrease substance use in individuals within the ages of 12-20 years; and decrease the higher risk of substance use in individuals up to age 25. Information is disseminated through media campaigns and other communications; evidence-based programs and practices are implemented in schools and other community locations; and alternative activities are provided to individuals seeking to reduce their use of substances.

3. PROGRAM LISTING (list programs included in this core funding)

Prevention Resource Center

CORE DECISION ITEM

Dept Of Mental Health | **Budget Unit 750187B**
Division of Behavioral Health
CORE - Prevention Resource Network | **Bill Section 10.106**

4. FINANCIAL HISTORY

	FY 2023 Actual	FY 2024 Actual	FY 2025 Actual	FY 2026 Current Yr. as of 8/31/25
Appropriations (All Funds)	0	0	0	1,000,000
Less Reverted (All Funds)	0	0	0	0
Less Restricted (All Funds)*	0	0	0	0
Less Transfers Out	0	0	0	0
Plus Transfers In	0	0	0	0
Budget Authority (All Funds)	0	0	0	1,000,000
Actual Expenditures (all Fund	0	0	0	0
Unexpended (All Funds)	0	0	0	1,000,000
Unexpended by Fund:				
General Revenue	0	0	0	0
Federal	0	0	0	0
Other	0	0	0	1,000,000

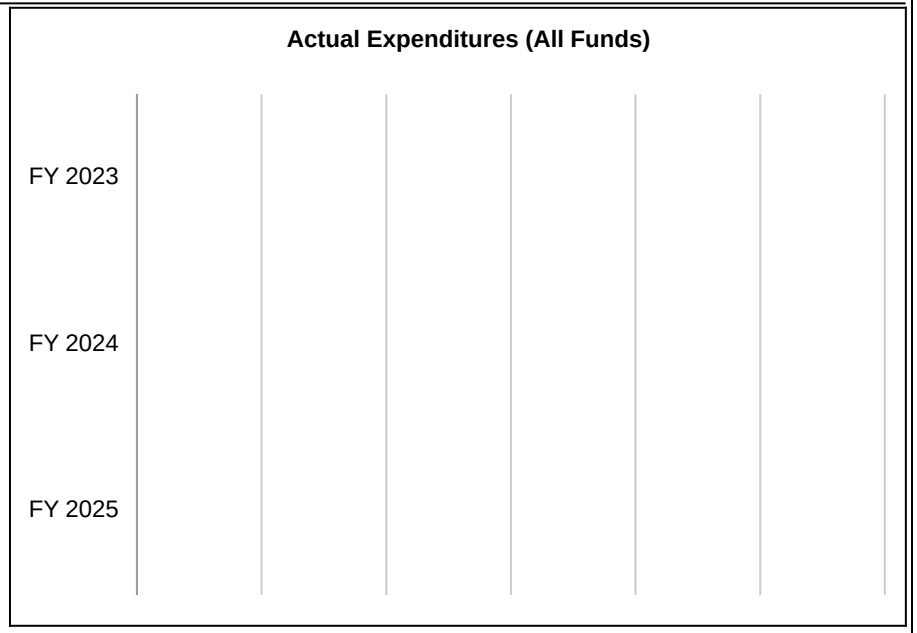

*Restricted amount is as of Sep 1, 2025

Reverted includes the statutory three-percent reserve amount (when applicable).
Restricted includes any Governor's Expenditure Restrictions which remained at the end of the fiscal year (when applicable).

NOTES:

FY 2026 - Funding newly appropriated in FY 2026.

CORE DECISION ITEM

Dept Of Mental Health | **Budget Unit 750187B**
Division of Behavioral Health
CORE - Prevention Resource Network | **Bill Section 10.106**

5. CORE RECONCILIATION DETAIL

	Budget Class	FTE	GR	FED	OTHER	TOTAL	Explanation
TAFP After VETOES							
	PS	0.00	0	0	0	0	
	EE	0.00	0	0	0	0	
	PD	0.00	0	0	1,000,000	1,000,000	
	TRF	0.00	0	0	0	0	
	Total	**0.00**	**0**	**0**	**1,000,000**	**1,000,000**	
One-Times							
	PS	0.00	0	0	0	0	
	EE	0.00	0	0	0	0	
	PD	0.00	0	0	0	0	
	TRF	0.00	0	0	0	0	
	Total	**0.00**	**0**	**0**	**0**	**0**	
FY 27 Beginning Core							
	PS	0.00	0	0	0	0	
	EE	0.00	0	0	0	0	
	PD	0.00	0	0	1,000,000	1,000,000	
	TRF	0.00	0	0	0	0	
	Total	**0.00**	**0**	**0**	**1,000,000**	**1,000,000**	

Department Request Adjustments

CORE DECISION ITEM

Dept Of Mental Health | **Budget Unit 750187B**
Division of Behavioral Health
CORE - Prevention Resource Network | **Bill Section 10.106**

			Budget Class	FTE	GR	FED	OTHER	TOTAL	Explanation
Core Reallocation	CRA.75B.008	20266	PD	0.00	0	0	0	0	Reallocation to reflect FY27 planned spending
Net Department Request Adjustments				**0.00**	**0**	**0**	**0**	**0**	
Department Request Core									
			PS	0.00	0	0	0	0	
			EE	0.00	0	0	0	0	
			PD	0.00	0	0	1,000,000	1,000,000	
			TRF	0.00	0	0	0	0	
			Total	**0.00**	**0**	**0**	**1,000,000**	**1,000,000**	
Governor's Recommended Core									
			PS	0.00	0	0	0	0	
			EE	0.00	0	0	0	0	
			PD	0.00	0	0	0	0	
			TRF	0.00	0	0	0	0	
			Total	**0.00**	**0**	**0**	**0**	**0**	

CORE DECISION ITEM

Dept Of Mental Health | **Budget Unit 750187B**
Division of Behavioral Health
CORE - Prevention Resource Network | **Bill Section 10.106**

Summary of the Core by Expenditure Types

	FY25 Budget		FY25 Actual		FY26 Budget		FY26 Actual as of 8/31/25		FY27 DTREQ		FY27 GVREC	
Account	**Dollars**	**FTE**	**Dollars**	**FTE**	**Dollars**	**FTE**	**Dollars**	**FTE**	**Dollars**	**FTE**	**Dollars**	**FTE**
Program Disbursements	0	0.00	0	0.00	1,000,000	0.00	0	0.00	1,000,000	0.00	0	0.00
Total PSD	**0**	**0.00**	**0**	**0.00**	**1,000,000**	**0.00**	**0**	**0.00**	**1,000,000**	**0.00**	**0**	**0.00**
Grand Total	**0**	**0.00**	**0**	**0.00**	**1,000,000**	**0.00**	**0**	**0.00**	**1,000,000**	**0.00**	**0**	**0.00**

CORE DECISION ITEM

Dept Of Mental Health
Division of Behavioral Health
CORE - Opioid Community Grants

Budget Unit 750033B

Bill Section 10.105

1. CORE FINANCIAL SUMMARY

FY 2027 Department Request

	GR	Federal	Other	Total
PS	0	0	0	0
EE	0	0	0	0
PSD	0	0	6,900,000	6,900,000
TRF	0	0	0	0
Total	**0**	**0**	**6,900,000**	**6,900,000**
FTE	**0.00**	**0.00**	**0.00**	**0.00**
Est. Fringe	0	0	0	0

Note: Fringes budgeted in Appropriation Bill 5 except for certain fringes budgeted directly to MoDOT, Highway Patrol, and Conservation.

Other Funds: 1705:Opioid Addiction Treatment and Recovery Fund

FY 2027 Governor's Recommended

	GR	Federal	Other	Total
PS	0	0	0	0
EE	0	0	0	0
PSD	0	0	0	0
TRF	0	0	0	0
Total	**0**	**0**	**0**	**0**
FTE	**0.00**	**0.00**	**0.00**	**0.00**
Est. Fringe	0	0	0	0

Note: Fringes budgeted in Appropriation Bill 5 except for certain fringes budgeted directly to MoDOT, Highway Patrol, and Conservation.

2. CORE DESCRIPTION

The Division of Behavioral Health (DBH) currently supports opioid-focused initiatives including community grants for prevention and recovery; collaborations between substance use disorders and primary care providers, and eastern region collaborations for overdose reduction.

3. PROGRAM LISTING (list programs included in this core funding)

Opioid Community Grants

CORE DECISION ITEM

Dept Of Mental Health | **Budget Unit 750033B**
Division of Behavioral Health
CORE - Opioid Community Grants | **Bill Section 10.105**

4. FINANCIAL HISTORY

	FY 2023 Actual	FY 2024 Actual	FY 2025 Actual	FY 2026 Current Yr. as of 8/31/25
Appropriations (All Funds)	6,900,000	6,900,000	6,900,000	6,900,000
Less Reverted (All Funds)	0	0	0	0
Less Restricted (All Funds)*	0	0	0	0
Less Transfers Out	0	0	0	0
Plus Transfers In	0	0	0	0
Budget Authority (All Funds)	6,900,000	6,900,000	6,900,000	6,900,000
Actual Expenditures (all Fund	3,639,478	6,825,775	6,900,000	445,673
Unexpended (All Funds)	3,260,522	74,225	0	6,454,327
Unexpended by Fund:				
General Revenue	0	0	0	0
Federal	0	0	0	0
Other	3,260,522	74,225	0	6,454,327



*Restricted amount is as of Sep 1, 2025

Reverted includes the statutory three-percent reserve amount (when applicable).
Restricted includes any Governor's Expenditure Restrictions which remained at the end of the fiscal year (when applicable).

NOTES:

FY 2023 - First year of program. Lapse due to timeliness of contracts and start-up of projects.

CORE DECISION ITEM

Dept Of Mental Health | **Budget Unit 750033B**
Division of Behavioral Health
CORE - Opioid Community Grants | **Bill Section 10.105**

5. CORE RECONCILIATION DETAIL

	Budget Class	FTE	GR	FED	OTHER	TOTAL	Explanation
TAFP After VETOES							
	PS	0.00	0	0	0	0	
	EE	0.00	0	0	0	0	
	PD	0.00	0	0	6,900,000	6,900,000	
	TRF	0.00	0	0	0	0	
	Total	**0.00**	**0**	**0**	**6,900,000**	**6,900,000**	
One-Times							
	PS	0.00	0	0	0	0	
	EE	0.00	0	0	0	0	
	PD	0.00	0	0	0	0	
	TRF	0.00	0	0	0	0	
	Total	**0.00**	**0**	**0**	**0**	**0**	
FY 27 Beginning Core							
	PS	0.00	0	0	0	0	
	EE	0.00	0	0	0	0	
	PD	0.00	0	0	6,900,000	6,900,000	
	TRF	0.00	0	0	0	0	
	Total	**0.00**	**0**	**0**	**6,900,000**	**6,900,000**	

Department Request Adjustments

CORE DECISION ITEM

Dept Of Mental Health | **Budget Unit 750033B**
Division of Behavioral Health
CORE - Opioid Community Grants | **Bill Section 10.105**

			Budget Class	FTE	GR	FED	OTHER	TOTAL	Explanation
Core Reallocation	CRA.75B.006	19646	PD	0.00	0	0	0	0	Reallocation to reflect FY27 planned spending
Net Department Request Adjustments				**0.00**	**0**	**0**	**0**	**0**	
Department Request Core									
			PS	0.00	0	0	0	0	
			EE	0.00	0	0	0	0	
			PD	0.00	0	0	6,900,000	6,900,000	
			TRF	0.00	0	0	0	0	
			Total	**0.00**	**0**	**0**	**6,900,000**	**6,900,000**	
Governor's Recommended Core									
			PS	0.00	0	0	0	0	
			EE	0.00	0	0	0	0	
			PD	0.00	0	0	0	0	
			TRF	0.00	0	0	0	0	
			Total	**0.00**	**0**	**0**	**0**	**0**	

CORE DECISION ITEM

Dept Of Mental Health | **Budget Unit 750033B**
Division of Behavioral Health
CORE - Opioid Community Grants | **Bill Section 10.105**

Summary of the Core by Expenditure Types

	FY25 Budget		FY25 Actual		FY26 Budget		FY26 Actual as of 8/31/25		FY27 DTREQ		FY27 GVREC	
Account	**Dollars**	**FTE**	**Dollars**	**FTE**	**Dollars**	**FTE**	**Dollars**	**FTE**	**Dollars**	**FTE**	**Dollars**	**FTE**
Program Disbursements	6,900,000	0.00	6,900,000	0.00	6,900,000	0.00	445,673	0.00	6,900,000	0.00	0	0.00
Total PSD	**6,900,000**	**0.00**	**6,900,000**	**0.00**	**6,900,000**	**0.00**	**445,673**	**0.00**	**6,900,000**	**0.00**	**0**	**0.00**
Grand Total	**6,900,000**	**0.00**	**6,900,000**	**0.00**	**6,900,000**	**0.00**	**445,673**	**0.00**	**6,900,000**	**0.00**	**0**	**0.00**

CORE DECISION ITEM

Dept Of Mental Health | **Budget Unit 750037B**
Division of Behavioral Health
CORE - Community Treatment - Naloxone | **Bill Section 10.115**

1. CORE FINANCIAL SUMMARY

FY 2027 Department Request

	GR	Federal	Other	Total
PS	0	0	0	0
EE	0	0	0	0
PSD	0	0	5,100,000	5,100,000
TRF	0	0	0	0
Total	**0**	**0**	**5,100,000**	**5,100,000**
FTE	**0.00**	**0.00**	**0.00**	**0.00**
Est. Fringe	0	0	0	0

Note: Fringes budgeted in Appropriation Bill 5 except for certain fringes budgeted directly to MoDOT, Highway Patrol, and Conservation.

Other Funds: 1705:Opioid Addiction Treatment and Recovery Fund

FY 2027 Governor's Recommended

	GR	Federal	Other	Total
PS	0	0	0	0
EE	0	0	0	0
PSD	0	0	0	0
TRF	0	0	0	0
Total	**0**	**0**	**0**	**0**
FTE	**0.00**	**0.00**	**0.00**	**0.00**
Est. Fringe	0	0	0	0

Note: Fringes budgeted in Appropriation Bill 5 except for certain fringes budgeted directly to MoDOT, Highway Patrol, and Conservation.

2. CORE DESCRIPTION

In 2023, there were 1,427 Missourians who lost their lives due to an opioid overdose. Naloxone is a medication approved by the Food and Drug Administration (FDA) and is an opioid antagonist designed to rapidly reverse an opioid overdose by blocking the effects of opioids and quickly restores normal breathing. Demand for naloxone and training on Overdose Education and Naloxone Distribution (OEND) continues to climb. This funding supports training, as well as the distribution of naloxone kits, which can be used by behavioral health providers, shelters, social service organizations, street outreach, Engaging Patients in Care Coordination (EPICC) Recovery Coaches, Federally Qualified Health Centers (FQHC), law enforcement, substance use treatment providers, schools, prevention organizations, vending machines, and other individuals/community groups. The funding allows more at-risk individuals, their families, and communities access to life saving naloxone.

3. PROGRAM LISTING (list programs included in this core funding)

Not applicable

CORE DECISION ITEM

Dept Of Mental Health | **Budget Unit 750037B**
Division of Behavioral Health
CORE - Community Treatment - Naloxone | **Bill Section 10.115**

4. FINANCIAL HISTORY

	FY 2023 Actual	FY 2024 Actual	FY 2025 Actual	FY 2026 Current Yr. as of 8/31/25
Appropriations (All Funds)	5,100,000	5,100,000	13,100,000	13,100,000
Less Reverted (All Funds)	0	0	0	0
Less Restricted (All Funds)*	0	0	0	0
Less Transfers Out	0	0	0	0
Plus Transfers In	0	0	0	0
Budget Authority (All Funds)	5,100,000	5,100,000	13,100,000	13,100,000
Actual Expenditures (all Fund	5,100,000	5,100,000	12,489,438	1,152,642
Unexpended (All Funds)	0	0	610,562	11,947,358
Unexpended by Fund:				
General Revenue	0	0	0	0
Federal	0	0	0	0
Other	0	0	610,562	11,947,358



*Restricted amount is as of Sep 1, 2025

Reverted includes the statutory three-percent reserve amount (when applicable).
Restricted includes any Governor's Expenditure Restrictions which remained at the end of the fiscal year (when applicable).

NOTES:

FY 2025, FY2026 – Increase in funding as one-time of $8M. Funding was core reduced in FY26 and FY27 budgets, respectively.

CORE DECISION ITEM

Dept Of Mental Health | **Budget Unit 750037B**
Division of Behavioral Health
CORE - Community Treatment - Naloxone | **Bill Section 10.115**

5. CORE RECONCILIATION DETAIL

	Budget Class	FTE	GR	FED	OTHER	TOTAL	Explanation
TAFP After VETOES							
	PS	0.00	0	0	0	0	
	EE	0.00	0	0	0	0	
	PD	0.00	0	0	13,100,000	13,100,000	
	TRF	0.00	0	0	0	0	
	Total	**0.00**	**0**	**0**	**13,100,000**	**13,100,000**	
One-Times							
	PS	0.00	0	0	0	0	
	EE	0.00	0	0	0	0	
	PD	0.00	0	0	(8,000,000)	(8,000,000)	
	TRF	0.00	0	0	0	0	
	Total	**0.00**	**0**	**0**	**(8,000,000)**	**(8,000,000)**	
FY 27 Beginning Core							
	PS	0.00	0	0	0	0	
	EE	0.00	0	0	0	0	
	PD	0.00	0	0	5,100,000	5,100,000	
	TRF	0.00	0	0	0	0	
	Total	**0.00**	**0**	**0**	**5,100,000**	**5,100,000**	

Department Request Adjustments

CORE DECISION ITEM

Dept Of Mental Health | **Budget Unit 750037B**
Division of Behavioral Health
CORE - Community Treatment - Naloxone | **Bill Section 10.115**

			Budget Class	FTE	GR	FED	OTHER	TOTAL	Explanation
Core Reallocation	CRA.75B.015	19647	PD	0.00	0	0	0	0	Reallocation to reflect FY27 planned spending
Core Reallocation	CRA.75B.015	16192	PD	0.00	0	0	0	0	Reallocation to reflect FY27 planned spending
Net Department Request Adjustments				**0.00**	**0**	**0**	**0**	**0**	
Department Request Core									
			PS	0.00	0	0	0	0	
			EE	0.00	0	0	0	0	
			PD	0.00	0	0	5,100,000	5,100,000	
			TRF	0.00	0	0	0	0	
			Total	**0.00**	**0**	**0**	**5,100,000**	**5,100,000**	
Governor's Recommended Core									
			PS	0.00	0	0	0	0	
			EE	0.00	0	0	0	0	
			PD	0.00	0	0	0	0	
			TRF	0.00	0	0	0	0	
			Total	**0.00**	**0**	**0**	**0**	**0**	

CORE DECISION ITEM

Dept Of Mental Health | **Budget Unit 750037B**
Division of Behavioral Health
CORE - Community Treatment - Naloxone | **Bill Section 10.115**

Summary of the Core by Expenditure Types

	FY25 Budget		FY25 Actual		FY26 Budget		FY26 Actual as of 8/31/25		FY27 DTREQ		FY27 GVREC	
Account	**Dollars**	**FTE**	**Dollars**	**FTE**	**Dollars**	**FTE**	**Dollars**	**FTE**	**Dollars**	**FTE**	**Dollars**	**FTE**
Program Disbursements	13,100,000	0.00	12,489,438	0.00	13,100,000	0.00	1,152,642	0.00	5,100,000	0.00	0	0.00
Total PSD	**13,100,000**	**0.00**	**12,489,438**	**0.00**	**13,100,000**	**0.00**	**1,152,642**	**0.00**	**5,100,000**	**0.00**	**0**	**0.00**
Grand Total	**13,100,000**	**0.00**	**12,489,438**	**0.00**	**13,100,000**	**0.00**	**1,152,642**	**0.00**	**5,100,000**	**0.00**	**0**	**0.00**

NEW DECISION ITEM
RANK: 013 OF 13

Mental Health
Behavioral Health
Naloxone Saturation Increase
DI# NOP.75B.010

Budget Unit 750032B

Bill Section 10.105

1. AMOUNT OF REQUEST

	FY 2027 Department Request					FY 2027 Governor's Recommended			
	GR	Federal	Other	Total		GR	Federal	Other	Total
PS	0	0	0	0	**PS**	0	0	0	0
EE	0	0	0	0	**EE**	0	0	0	0
PSD	0	0	8,000,000	8,000,000	**PSD**	0	0	0	0
TRF	0	0	0	0	**TRF**	0	0	0	0
Total	**0**	**0**	**8,000,000**	**8,000,000**	**Total**	**0**	**0**	**0**	**0**
FTE	**0.00**	**0.00**	**0.00**	**0.00**	**FTE**	**0.00**	**0.00**	**0.00**	**0.00**
Est. Fringe	0	0	0	0	**Est. Fringe**	0	0	0	0

Note: Fringes budgeted in Appropriation Bill 5 except for certain fringes budgeted directly to MoDOT, Highway Patrol, and Conservation.

Note: Fringes budgeted in Appropriation Bill 5 except for certain fringes budgeted directly to MoDOT, Highway Patrol, and Conservation.

Other Funds: 1705:Opioid Addiction Treatment and Recovery Fund

2. THIS REQUEST CAN BE CATEGORIZED AS:

Other: Opioid Treatment and Recovery Fund Pickup

3. WHY IS THIS FUNDING NEEDED? PROVIDE AN EXPLANATION FOR ITEMS CHECKED IN #2. INCLUDE THE FEDERAL OR STATE STATUTORY OR CONSTITUTIONAL AUTHORIZATION FOR THIS PROGRAM.

In 2023, there were 1,420 Missourians who lost their lives due to an opioid related overdose. Naloxone (brand name is Narcan) is a medication approved by the Food and Drug Administration (FDA) to rapidly reverse an opioid overdose by quickly restoring normal breathing. Demand for naloxone and training on Overdose Education and Naloxone Distribution (OEND) continues to climb. This funding will support this training, as well as the distribution of naloxone kits which can be used by priority groups such as law enforcement, first responders, hospitals or other individuals/community groups. The approval of this request will allow more at-risk individuals, their families, and communities access to life-saving naloxone.

NEW DECISION ITEM
RANK: 013 OF 13

Mental Health
Behavioral Health
Naloxone Saturation Increase
DI# NOP.75B.010

Budget Unit 750032B

Bill Section 10.105

4. DESCRIBE THE DETAILED ASSUMPTIONS USED TO DERIVE THE SPECIFIC REQUESTED AMOUNT. (How did you determine that the requested number of FTE were appropriate? From what source or standard did you derive the requested levels of funding? Were alternatives such as outsourcing or automation considered? If based on new legislation, does request tie to TAFP fiscal note? If not, explain why. Detail which portions of the request are one-times and how those amounts were calculated.)

DMH is requesting $8 million in ongoing Opioid Treatment and Recovery Fund to support the distribution of Naloxone and training on Overdose Education and Naloxone Distribution (OEND). In FY26, DMH received one-time funding of $8 million for distribution of naloxone.

5. BREAK DOWN THE REQUEST BY BUDGET ACCOUNT CLASS, JOB CLASS, AND FUND SOURCE. IDENTIFY ONE-TIME COSTS.

Budget Account Class/Job Class	DTREQ GR DOLLAR	DTREQ GR FTE	DTREQ FED DOLLAR	DTREQ FED FTE	DTREQ OTHER DOLLAR	DTREQ OTHER FTE	DTREQ TOTAL DOLLAR	DTREQ TOTAL FTE	DTREQ One-Time DOLLARS
Total PS	**0**	**0.00**	**0**	**0.00**	**0**	**0.00**	**0**	**0.00**	**0**
Total EE	**0**		**0**		**0**		**0**		**0**
680ZZZZ:Program Disbursements	0		0		8,000,000		8,000,000		0
Total PSD	**0**		**0**		**8,000,000**		**8,000,000**		**0**
Total TRF	**0**		**0**		**0**		**0**		**0**
Grand Total	**0**	**0.00**	**0**	**0.00**	**8,000,000**	**0.00**	**8,000,000**	**0.00**	**0**

Budget Account Class/Job Class	GVREC GR DOLLAR	GVREC GR FTE	GVREC FED DOLLAR	GVREC FED FTE	GVREC OTHER DOLLAR	GVREC OTHER FTE	GVREC TOTAL DOLLAR	GVREC TOTAL FTE	GVREC One-Time DOLLARS
Total PS	**0**	**0.00**	**0**	**0.00**	**0**	**0.00**	**0**	**0.00**	**0**
Total EE	**0**		**0**		**0**		**0**		**0**
Total PSD	**0**		**0**		**0**		**0**		**0**
Total TRF	**0**		**0**		**0**		**0**		**0**
Grand Total	**0**	**0.00**	**0**	**0.00**	**0**	**0.00**	**0**	**0.00**	**0**

CORE DECISION ITEM

Dept Of Mental Health | **Budget Unit 750127B**
Division of Behavioral Health
CORE - MH Suicide Prevention | **Bill Section 10.105**

1. CORE FINANCIAL SUMMARY

FY 2027 Department Request

	GR	Federal	Other	Total
PS	0	24,048	0	24,048
EE	0	829,806	475,024	1,304,830
PSD	0	0	0	0
TRF	0	0	0	0
Total	**0**	**853,854**	**475,024**	**1,328,878**
FTE	**0.00**	**0.00**	**0.00**	**0.00**
Est. Fringe	0	9,672	0	9,672

Note: Fringes budgeted in Appropriation Bill 5 except for certain fringes budgeted directly to MoDOT, Highway Patrol, and Conservation.

FY 2027 Governor's Recommended

	GR	Federal	Other	Total
PS	0	0	0	0
EE	0	0	0	0
PSD	0	0	0	0
TRF	0	0	0	0
Total	**0**	**0**	**0**	**0**
FTE	**0.00**	**0.00**	**0.00**	**0.00**
Est. Fringe	0	0	0	0

Note: Fringes budgeted in Appropriation Bill 5 except for certain fringes budgeted directly to MoDOT, Highway Patrol, and Conservation.

Federal Funds: 1148:Department of Mental Health Federal
Other Funds: 1288:Mental Health Earnings Fund

2. CORE DESCRIPTION

The Division of Behavioral Health (DBH) supports suicide prevention and intervention services through adherence to the Zero Suicide model. Additional suicide prevention efforts include implementing other evidence-based suicide prevention initiatives, co-leading Missouri Suicide Prevention Network (MPSN), as well as providing oversight and implementation of federal grants. The Department of Mental Health (DMH) partners with key stakeholders to create and disseminate Missouri's Suicide Prevention Plan; hold an annual suicide conference; and coordinate the production/dissemination of educational materials. In addition, Mental Health First Aid is offered throughout Missouri.

3. PROGRAM LISTING (list programs included in this core funding)

MH Suicide Prevention

CORE DECISION ITEM

Dept Of Mental Health | **Budget Unit 750127B**
Division of Behavioral Health
CORE - MH Suicide Prevention | **Bill Section 10.105**

4. FINANCIAL HISTORY

	FY 2023 Actual	FY 2024 Actual	FY 2025 Actual	FY 2026 Current Yr. as of 8/31/25
Appropriations (All Funds)	0	1,327,676	1,328,407	1,328,878
Less Reverted (All Funds)	0	0	0	0
Less Restricted (All Funds)*	0	0	0	0
Less Transfers Out	0	0	0	0
Plus Transfers In	0	0	0	0
Budget Authority (All Funds)	0	1,327,676	1,328,407	1,328,878
Actual Expenditures (all Fund	0	828,342	1,039,699	134,925
Unexpended (All Funds)	0	499,334	288,708	1,193,953
Unexpended by Fund:				
General Revenue	0	0	0	0
Federal	0	165,245	40,879	721,374
Other	0	334,088	247,829	472,579

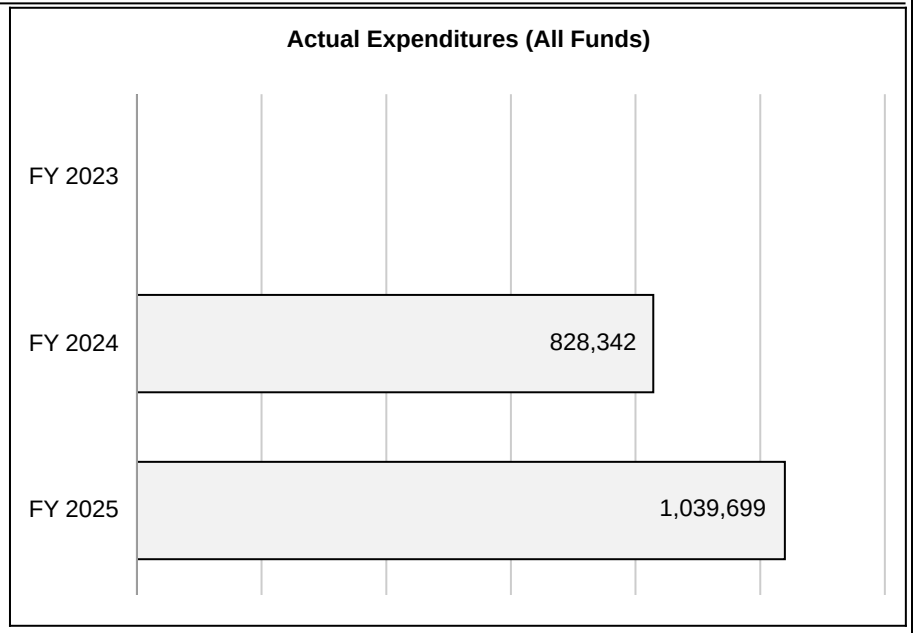

*Restricted amount is as of Sep 1, 2025

Reverted includes the statutory three-percent reserve amount (when applicable).
Restricted includes any Governor's Expenditure Restrictions which remained at the end of the fiscal year (when applicable).

CORE DECISION ITEM

Dept Of Mental Health | **Budget Unit 750127B**
Division of Behavioral Health
CORE - MH Suicide Prevention | **Bill Section 10.105**

5. CORE RECONCILIATION DETAIL

	Budget Class	FTE	GR	FED	OTHER	TOTAL	Explanation
TAFP After VETOES							
	PS	0.00	0	24,048	0	24,048	
	EE	0.00	0	829,806	475,024	1,304,830	
	PD	0.00	0	0	0	0	
	TRF	0.00	0	0	0	0	
	Total	**0.00**	**0**	**853,854**	**475,024**	**1,328,878**	
One-Times							
	PS	0.00	0	0	0	0	
	EE	0.00	0	0	0	0	
	PD	0.00	0	0	0	0	
	TRF	0.00	0	0	0	0	
	Total	**0.00**	**0**	**0**	**0**	**0**	
FY 27 Beginning Core							
	PS	0.00	0	24,048	0	24,048	
	EE	0.00	0	829,806	475,024	1,304,830	
	PD	0.00	0	0	0	0	
	TRF	0.00	0	0	0	0	
	Total	**0.00**	**0**	**853,854**	**475,024**	**1,328,878**	

Department Request Adjustments

CORE DECISION ITEM

Dept Of Mental Health | **Budget Unit 750127B**
Division of Behavioral Health
CORE - MH Suicide Prevention | **Bill Section 10.105**

			Budget Class	FTE	GR	FED	OTHER	TOTAL	Explanation
Core Reallocation	CRA.75B.006	12865	PS	0.00	0	0	0	0	Reallocation to reflect FY27 planned spending
Core Reallocation	CRA.75B.006	12871	EE	0.00	0	0	0	0	Reallocation to reflect FY27 planned spending
Core Reallocation	CRA.75B.006	12869	EE	0.00	0	0	0	0	Reallocation to reflect FY27 planned spending
Net Department Request Adjustments				**0.00**	**0**	**0**	**0**	**0**	
Department Request Core									
			PS	0.00	0	24,048	0	24,048	
			EE	0.00	0	829,806	475,024	1,304,830	
			PD	0.00	0	0	0	0	
			TRF	0.00	0	0	0	0	
			Total	**0.00**	**0**	**853,854**	**475,024**	**1,328,878**	
Governor's Recommended Core									
			PS	0.00	0	0	0	0	
			EE	0.00	0	0	0	0	
			PD	0.00	0	0	0	0	
			TRF	0.00	0	0	0	0	
			Total	**0.00**	**0**	**0**	**0**	**0**	

CORE DECISION ITEM

Dept Of Mental Health | **Budget Unit 750127B**
Division of Behavioral Health
CORE - MH Suicide Prevention | **Bill Section 10.105**

Summary of the Core by Expenditure Types

	FY25 Budget		FY25 Actual		FY26 Budget		FY26 Actual as of 8/31/25		FY27 DTREQ		FY27 GVREC	
Account	**Dollars**	**FTE**	**Dollars**	**FTE**	**Dollars**	**FTE**	**Dollars**	**FTE**	**Dollars**	**FTE**	**Dollars**	**FTE**
Benefit Eligible Wages	23,586	0.00	23,558	0.32	24,048	0.00	3,961	0.05	24,048	0.00	0	0.00
Total PS	**23,586**	**0.00**	**23,558**	**0.32**	**24,048**	**0.00**	**3,961**	**0.05**	**24,048**	**0.00**	**0**	**0.00**
In State Travel	1,138	0.00	1,983	0.00	1,147	0.00	42	0.00	1,147	0.00	0	0.00
Out of State Travel	4,410	0.00	1,173	0.00	4,410	0.00	0	0.00	4,410	0.00	0	0.00
Supplies	16,846	0.00	17	0.00	16,846	0.00	2,490	0.00	16,846	0.00	0	0.00
Professional Development	17,650	0.00	1,989	0.00	17,650	0.00	0	0.00	17,650	0.00	0	0.00
Communications Services and Supplies	6,550	0.00	588	0.00	6,550	0.00	107	0.00	6,550	0.00	0	0.00
Professional Services	1,257,727	0.00	1,009,707	0.00	1,257,727	0.00	128,325	0.00	1,257,727	0.00	0	0.00
Other Equipment	0	0.00	54	0.00	0	0.00	0	0.00	0	0.00	0	0.00
Building Lease Payments Operating	0	0.00	400	0.00	0	0.00	0	0.00	0	0.00	0	0.00
Miscellaneous Expenses	500	0.00	231	0.00	500	0.00	0	0.00	500	0.00	0	0.00
Total EE	**1,304,821**	**0.00**	**1,016,141**	**0.00**	**1,304,830**	**0.00**	**130,965**	**0.00**	**1,304,830**	**0.00**	**0**	**0.00**
Grand Total	**1,328,407**	**0.00**	**1,039,699**	**0.32**	**1,328,878**	**0.00**	**134,925**	**0.05**	**1,328,878**	**0.00**	**0**	**0.00**

CORE DECISION ITEM

Dept Of Mental Health | **Budget Unit 750153B**
Division of Behavioral Health
CORE - Recovery Support Services | **Bill Section 10.109**

1. CORE FINANCIAL SUMMARY

FY 2027 Department Request

	GR	Federal	Other	Total
PS	0	0	0	0
EE	4,402,527	0	1,200,000	5,602,527
PSD	0	0	0	0
TRF	0	0	0	0
Total	**4,402,527**	**0**	**1,200,000**	**5,602,527**
FTE	**0.00**	**0.00**	**0.00**	**0.00**
Est. Fringe	0	0	0	0

Note: Fringes budgeted in Appropriation Bill 5 except for certain fringes budgeted directly to MoDOT, Highway Patrol, and Conservation.

Other Funds: 1705:Opioid Addiction Treatment and Recovery Fund

FY 2027 Governor's Recommended

	GR	Federal	Other	Total
PS	0	0	0	0
EE	0	0	0	0
PSD	0	0	0	0
TRF	0	0	0	0
Total	**0**	**0**	**0**	**0**
FTE	**0.00**	**0.00**	**0.00**	**0.00**
Est. Fringe	0	0	0	0

Note: Fringes budgeted in Appropriation Bill 5 except for certain fringes budgeted directly to MoDOT, Highway Patrol, and Conservation.

2. CORE DESCRIPTION

Research has shown that from the time of addiction onset, it takes approximately 15 years for the average recovering person to reach the same quality of life and functioning as someone in the general population. However, research has also found that individuals who participated in ongoing recovery support services, were able to reach the same level of quality of life as the general population in only 5 years.

Recovery Support Services (RSS) are peer and community-based services available before, during, and after clinical treatment, or may be the sole source of recovery assistance for some individuals. Services include care coordination, recovery coaching, spiritual counseling, group support, recovery housing, and transportation. RSS can stand alone or complement substance use disorder (SUD) clinical treatment programs by expanding access to an array of supportive services that include employment assistance and housing.

Recovery Community Centers (RCCs), a type of RSS program, are independent, non-profit organizations that provide a peer-based supportive community that help individuals initiate and sustain recovery over time by providing supportive relationships, advocacy training, recovery information, peer-support, social activities, and connection to treatment and other community-based services. Research has shown that RSS programs can help accelerate SUD remission.

CORE DECISION ITEM

Dept Of Mental Health | **Budget Unit 750153B**
Division of Behavioral Health
CORE - Recovery Support Services | **Bill Section 10.109**

3. PROGRAM LISTING (list programs included in this core funding)

Recovery Support Services

CORE DECISION ITEM

Dept Of Mental Health
Division of Behavioral Health
CORE - Recovery Support Services

Budget Unit 750153B

Bill Section 10.109

4. FINANCIAL HISTORY

	FY 2023 Actual	FY 2024 Actual	FY 2025 Actual	FY 2026 Current Yr. as of 8/31/25
Appropriations (All Funds)	0	0	5,602,527	5,602,527
Less Reverted (All Funds)	0	0	(132,076)	(132,076)
Less Restricted (All Funds)*	0	0	0	0
Less Transfers Out	0	0	0	0
Plus Transfers In	0	0	0	0
Budget Authority (All Funds)	0	0	5,470,451	5,470,451
Actual Expenditures (all Fund	0	0	5,470,451	997,144
Unexpended (All Funds)	0	0	0	4,473,307
Unexpended by Fund:				
General Revenue	0	0	0	3,370,451
Federal	0	0	0	0
Other	0	0	0	1,102,856

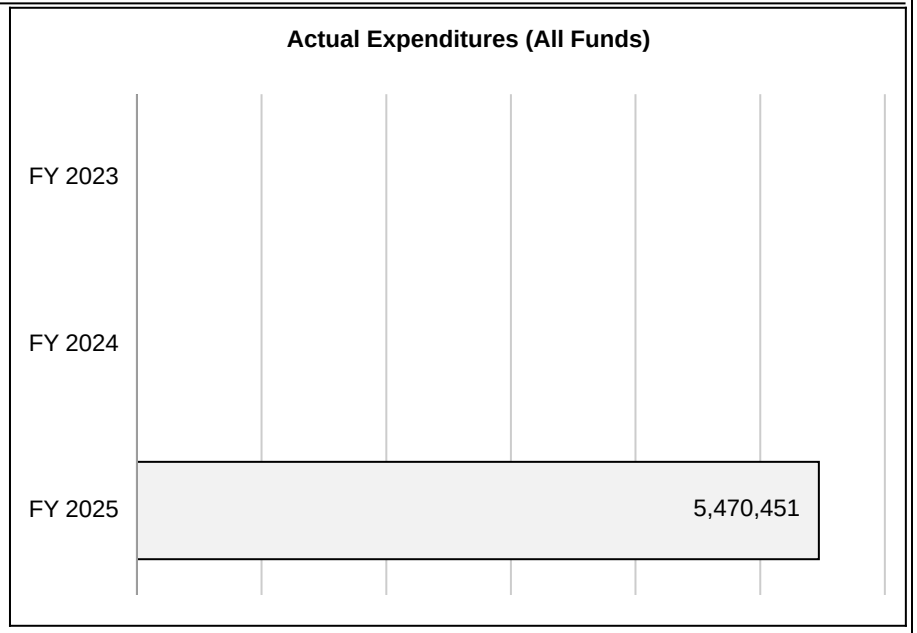

*Restricted amount is as of Sep 1, 2025

Reverted includes the statutory three-percent reserve amount (when applicable).
Restricted includes any Governor's Expenditure Restrictions which remained at the end of the fiscal year (when applicable).

NOTES:

FY 2025 – This HB section was newly created in FY25 when funding was reallocated from 10.115. Additional funding for four (4) Recovery Community Centers appropriated.

CORE DECISION ITEM

Dept Of Mental Health | **Budget Unit 750153B**
Division of Behavioral Health
CORE - Recovery Support Services | **Bill Section 10.109**

5. CORE RECONCILIATION DETAIL

	Budget Class	FTE	GR	FED	OTHER	TOTAL	Explanation
TAFP After VETOES							
	PS	0.00	0	0	0	0	
	EE	0.00	4,402,527	0	1,200,000	5,602,527	
	PD	0.00	0	0	0	0	
	TRF	0.00	0	0	0	0	
	Total	**0.00**	**4,402,527**	**0**	**1,200,000**	**5,602,527**	
One-Times							
	PS	0.00	0	0	0	0	
	EE	0.00	0	0	0	0	
	PD	0.00	0	0	0	0	
	TRF	0.00	0	0	0	0	
	Total	**0.00**	**0**	**0**	**0**	**0**	
FY 27 Beginning Core							
	PS	0.00	0	0	0	0	
	EE	0.00	4,402,527	0	1,200,000	5,602,527	
	PD	0.00	0	0	0	0	
	TRF	0.00	0	0	0	0	
	Total	**0.00**	**4,402,527**	**0**	**1,200,000**	**5,602,527**	

Department Request Adjustments

CORE DECISION ITEM

Dept Of Mental Health | **Budget Unit 750153B**
Division of Behavioral Health
CORE - Recovery Support Services | **Bill Section 10.109**

			Budget Class	FTE	GR	FED	OTHER	TOTAL	Explanation
Core Reallocation	CRA.75B.011	16916	EE	0.00	0	0	0	0	Reallocation to reflect FY27 planned spending
Core Reallocation	CRA.75B.011	16917	EE	0.00	0	0	0	0	Reallocation to reflect FY27 planned spending
Net Department Request Adjustments				**0.00**	**0**	**0**	**0**	**0**	
Department Request Core									
			PS	0.00	0	0	0	0	
			EE	0.00	4,402,527	0	1,200,000	5,602,527	
			PD	0.00	0	0	0	0	
			TRF	0.00	0	0	0	0	
			Total	**0.00**	**4,402,527**	**0**	**1,200,000**	**5,602,527**	
Governor's Recommended Core									
			PS	0.00	0	0	0	0	
			EE	0.00	0	0	0	0	
			PD	0.00	0	0	0	0	
			TRF	0.00	0	0	0	0	
			Total	**0.00**	**0**	**0**	**0**	**0**	

CORE DECISION ITEM

Dept Of Mental Health | **Budget Unit 750153B**
Division of Behavioral Health
CORE - Recovery Support Services | **Bill Section 10.109**

Summary of the Core by Expenditure Types

	FY25 Budget		FY25 Actual		FY26 Budget		FY26 Actual as of 8/31/25		FY27 DTREQ		FY27 GVREC	
Account	**Dollars**	**FTE**	**Dollars**	**FTE**	**Dollars**	**FTE**	**Dollars**	**FTE**	**Dollars**	**FTE**	**Dollars**	**FTE**
Professional Services	5,602,527	0.00	1,674,711	0.00	5,602,527	0.00	97,144	0.00	5,602,527	0.00	0	0.00
Total EE	**5,602,527**	**0.00**	**1,674,711**	**0.00**	**5,602,527**	**0.00**	**97,144**	**0.00**	**5,602,527**	**0.00**	**0**	**0.00**
Program Disbursements	0	0.00	3,795,740	0.00	0	0.00	900,000	0.00	0	0.00	0	0.00
Total PSD	**0**	**0.00**	**3,795,740**	**0.00**	**0**	**0.00**	**900,000**	**0.00**	**0**	**0.00**	**0**	**0.00**
Grand Total	**5,602,527**	**0.00**	**5,470,451**	**0.00**	**5,602,527**	**0.00**	**997,144**	**0.00**	**5,602,527**	**0.00**	**0**	**0.00**

CORE DECISION ITEM

Dept Of Mental Health | **Budget Unit 750152B**
Division of Behavioral Health
CORE - Recovery Support Services | **Bill Section 10.110**

1. CORE FINANCIAL SUMMARY

	FY 2027 Department Request					FY 2027 Governor's Recommended			
	GR	Federal	Other	Total		GR	Federal	Other	Total
PS	0	0	0	0	**PS**	0	0	0	0
EE	0	0	1,835,879	1,835,879	**EE**	0	0	0	0
PSD	0	0	100,000	100,000	**PSD**	0	0	0	0
TRF	0	0	0	0	**TRF**	0	0	0	0
Total	**0**	**0**	**1,935,879**	**1,935,879**	**Total**	**0**	**0**	**0**	**0**
FTE	**0.00**	**0.00**	**0.00**	**0.00**	**FTE**	**0.00**	**0.00**	**0.00**	**0.00**
Est. Fringe	0	0	0	0	**Est. Fringe**	0	0	0	0

Note: Fringes budgeted in Appropriation Bill 5 except for certain fringes budgeted directly to MoDOT, Highway Patrol, and Conservation.

Other Funds: 1705:Opioid Addiction Treatment and Recovery Fund

2. CORE DESCRIPTION

Research has shown that from the time of addiction onset, it takes approximately 15 years for the average recovering person to reach the same quality of life and functioning as someone in the general population. However, research has also found that individuals who participated in ongoing recovery support services, were able to reach the same level of quality of life as the general population in only 5 years.

Recovery Support Services (RSS) are peer and community-based services available before, during, and after clinical treatment, or may be the sole source of recovery assistance for some individuals. RSS includes care coordination, recovery coaching, spiritual counseling, group support, recovery housing, and transportation. The Division of Behavioral Health (DBH) collaborates with the Missouri Coalition of Recovery Support Providers (MCRSP), a network of faith-based, peer, and community organizations, that restore and rebuild lives and families seeking recovery from substance use disorders by focusing on symptom management, positive social relationships, reduced criminal justice involvement, stable housing, and stable employment.

3. PROGRAM LISTING (list programs included in this core funding)

CORE DECISION ITEM

Dept Of Mental Health **Budget Unit 750152B**
Division of Behavioral Health
CORE - Recovery Support Services **Bill Section 10.110**

Recovery Support Services
Recovery Community Centers

CORE DECISION ITEM

Dept Of Mental Health | **Budget Unit 750152B**
Division of Behavioral Health
CORE - Recovery Support Services | **Bill Section 10.110**

4. FINANCIAL HISTORY

	FY 2023 Actual	FY 2024 Actual	FY 2025 Actual	FY 2026 Current Yr. as of 8/31/25
Appropriations (All Funds)	0	0	1,935,879	1,935,879
Less Reverted (All Funds)	0	0	0	0
Less Restricted (All Funds)*	0	0	0	0
Less Transfers Out	0	0	0	0
Plus Transfers In	0	0	0	0
Budget Authority (All Funds)	0	0	1,935,879	1,935,879
Actual Expenditures (all Fund	0	0	1,913,320	758,598
Unexpended (All Funds)	0	0	22,559	1,177,281
Unexpended by Fund:				
General Revenue	0	0	0	0
Federal	0	0	0	0
Other	0	0	22,559	1,177,281

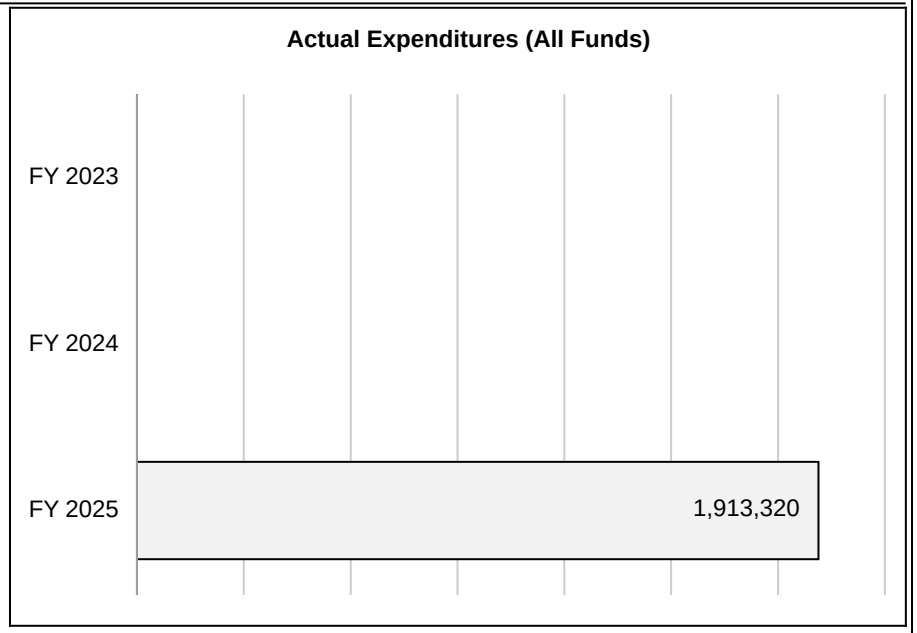

*Restricted amount is as of Sep 1, 2025

Reverted includes the statutory three-percent reserve amount (when applicable).
Restricted includes any Governor's Expenditure Restrictions which remained at the end of the fiscal year (when applicable).

NOTES:

FY 2025 - Funding newly appropriated.

CORE DECISION ITEM

Dept Of Mental Health | **Budget Unit 750152B**
Division of Behavioral Health
CORE - Recovery Support Services | **Bill Section 10.110**

5. CORE RECONCILIATION DETAIL

	Budget Class	FTE	GR	FED	OTHER	TOTAL	Explanation
TAFP After VETOES							
	PS	0.00	0	0	0	0	
	EE	0.00	0	0	1,835,879	1,835,879	
	PD	0.00	0	0	100,000	100,000	
	TRF	0.00	0	0	0	0	
	Total	**0.00**	**0**	**0**	**1,935,879**	**1,935,879**	
One-Times							
	PS	0.00	0	0	0	0	
	EE	0.00	0	0	0	0	
	PD	0.00	0	0	0	0	
	TRF	0.00	0	0	0	0	
	Total	**0.00**	**0**	**0**	**0**	**0**	
FY 27 Beginning Core							
	PS	0.00	0	0	0	0	
	EE	0.00	0	0	1,835,879	1,835,879	
	PD	0.00	0	0	100,000	100,000	
	TRF	0.00	0	0	0	0	
	Total	**0.00**	**0**	**0**	**1,935,879**	**1,935,879**	

Department Request Adjustments

CORE DECISION ITEM

Dept Of Mental Health | **Budget Unit 750152B**
Division of Behavioral Health
CORE - Recovery Support Services | **Bill Section 10.110**

			Budget Class	FTE	GR	FED	OTHER	TOTAL	Explanation
Core Reallocation	CRA.75B.013	16914	EE	0.00	0	0	0	0	Reallocation to reflect FY27 planned spending
Core Reallocation	CRA.75B.013	18004	PD	0.00	0	0	0	0	Reallocation to reflect FY27 planned spending
Net Department Request Adjustments				**0.00**	**0**	**0**	**0**	**0**	
Department Request Core									
			PS	0.00	0	0	0	0	
			EE	0.00	0	0	1,835,879	1,835,879	
			PD	0.00	0	0	100,000	100,000	
			TRF	0.00	0	0	0	0	
			Total	**0.00**	**0**	**0**	**1,935,879**	**1,935,879**	
Governor's Recommended Core									
			PS	0.00	0	0	0	0	
			EE	0.00	0	0	0	0	
			PD	0.00	0	0	0	0	
			TRF	0.00	0	0	0	0	
			Total	**0.00**	**0**	**0**	**0**	**0**	

CORE DECISION ITEM

Dept Of Mental Health | **Budget Unit 750152B**
Division of Behavioral Health
CORE - Recovery Support Services | **Bill Section 10.110**

Summary of the Core by Expenditure Types

	FY25 Budget		FY25 Actual		FY26 Budget		FY26 Actual as of 8/31/25		FY27 DTREQ		FY27 GVREC	
Account	**Dollars**	**FTE**	**Dollars**	**FTE**	**Dollars**	**FTE**	**Dollars**	**FTE**	**Dollars**	**FTE**	**Dollars**	**FTE**
Professional Services	1,835,879	0.00	0	0.00	1,835,879	0.00	0	0.00	1,835,879	0.00	0	0.00
Total EE	**1,835,879**	**0.00**	**0**	**0.00**	**1,835,879**	**0.00**	**0**	**0.00**	**1,835,879**	**0.00**	**0**	**0.00**
Program Disbursements	100,000	0.00	1,913,320	0.00	100,000	0.00	758,598	0.00	100,000	0.00	0	0.00
Total PSD	**100,000**	**0.00**	**1,913,320**	**0.00**	**100,000**	**0.00**	**758,598**	**0.00**	**100,000**	**0.00**	**0**	**0.00**
Grand Total	**1,935,879**	**0.00**	**1,913,320**	**0.00**	**1,935,879**	**0.00**	**758,598**	**0.00**	**1,935,879**	**0.00**	**0**	**0.00**

CORE DECISION ITEM

Dept Of Mental Health | **Budget Unit 750190B**
Division of Behavioral Health
CORE - Recovery Support Services | **Bill Section 10.110**

1. CORE FINANCIAL SUMMARY

FY 2027 Department Request

	GR	Federal	Other	Total
PS	0	0	0	0
EE	0	0	0	0
PSD	0	2,598,084	0	2,598,084
TRF	0	0	0	0
Total	**0**	**2,598,084**	**0**	**2,598,084**
FTE	**0.00**	**0.00**	**0.00**	**0.00**
Est. Fringe	0	0	0	0

Note: Fringes budgeted in Appropriation Bill 5 except for certain fringes budgeted directly to MoDOT, Highway Patrol, and Conservation.

Federal Funds: 1148:Department of Mental Health Federal

FY 2027 Governor's Recommended

	GR	Federal	Other	Total
PS	0	0	0	0
EE	0	0	0	0
PSD	0	0	0	0
TRF	0	0	0	0
Total	**0**	**0**	**0**	**0**
FTE	**0.00**	**0.00**	**0.00**	**0.00**
Est. Fringe	0	0	0	0

Note: Fringes budgeted in Appropriation Bill 5 except for certain fringes budgeted directly to MoDOT, Highway Patrol, and Conservation.

2. CORE DESCRIPTION

Research has shown that from the time of addiction onset, it takes approximately 15 years for the average recovering person to reach the same quality of life and functioning as someone in the general population. However, research has also found that individuals who participated in ongoing recovery support services, were able to reach the same level of quality of life as the general population in only 5 years.

Recovery Support Services (RSS) are peer and community-based services available before, during, and after clinical treatment, or may be the sole source of recovery assistance for some individuals. Services include care coordination, recovery coaching, spiritual counseling, group support, recovery housing, and transportation. RSS can stand alone or complement substance use disorder (SUD) clinical treatment programs by expanding access to an array of supportive services that include employment assistance and housing.

The Division of Behavioral Health (DBH) collaborates with the Missouri Coalition of Recovery Support Providers (MCRSP), a network of faith-based, peer, and community organizations, that restore and rebuild lives and families seeking recovery from substance use disorders.

3. PROGRAM LISTING (list programs included in this core funding)

CORE DECISION ITEM

Dept Of Mental Health **Budget Unit 750190B**
Division of Behavioral Health
CORE - Recovery Support Services **Bill Section 10.110**

Not Applicable

CORE DECISION ITEM

Dept Of Mental Health | **Budget Unit 750190B**
Division of Behavioral Health
CORE - Recovery Support Services | **Bill Section 10.110**

4. FINANCIAL HISTORY

	FY 2023 Actual	FY 2024 Actual	FY 2025 Actual	FY 2026 Current Yr. as of 8/31/25
Appropriations (All Funds)	0	0	0	2,598,084
Less Reverted (All Funds)	0	0	0	0
Less Restricted (All Funds)*	0	0	0	0
Less Transfers Out	0	0	0	0
Plus Transfers In	0	0	0	0
Budget Authority (All Funds)	0	0	0	2,598,084
Actual Expenditures (all Fund	0	0	0	189,327
Unexpended (All Funds)	0	0	0	2,408,757
Unexpended by Fund:				
General Revenue	0	0	0	0
Federal	0	0	0	2,408,757
Other	0	0	0	0

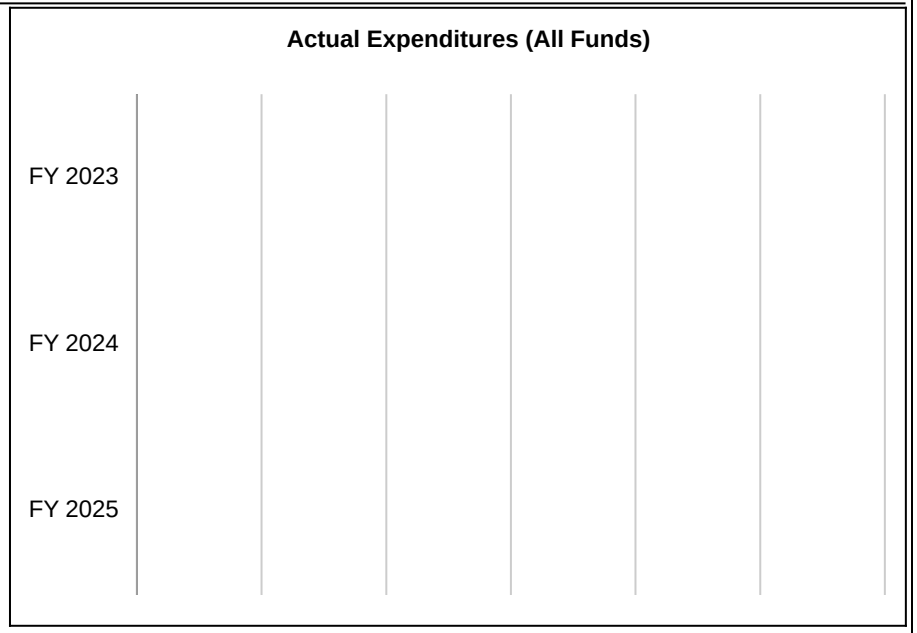

*Restricted amount is as of Sep 1, 2025

Reverted includes the statutory three-percent reserve amount (when applicable).
Restricted includes any Governor's Expenditure Restrictions which remained at the end of the fiscal year (when applicable).

NOTES:

FY 2026 - This funding was reallocated from 10.110 in FY 2026.

CORE DECISION ITEM

Dept Of Mental Health | **Budget Unit 750190B**
Division of Behavioral Health
CORE - Recovery Support Services | **Bill Section 10.110**

5. CORE RECONCILIATION DETAIL

	Budget Class	FTE	GR	FED	OTHER	TOTAL	Explanation
TAFP After VETOES							
	PS	0.00	0	0	0	0	
	EE	0.00	0	0	0	0	
	PD	0.00	0	2,598,084	0	2,598,084	
	TRF	0.00	0	0	0	0	
	Total	**0.00**	**0**	**2,598,084**	**0**	**2,598,084**	
One-Times							
	PS	0.00	0	0	0	0	
	EE	0.00	0	0	0	0	
	PD	0.00	0	0	0	0	
	TRF	0.00	0	0	0	0	
	Total	**0.00**	**0**	**0**	**0**	**0**	
FY 27 Beginning Core							
	PS	0.00	0	0	0	0	
	EE	0.00	0	0	0	0	
	PD	0.00	0	2,598,084	0	2,598,084	
	TRF	0.00	0	0	0	0	
	Total	**0.00**	**0**	**2,598,084**	**0**	**2,598,084**	

Department Request Adjustments

CORE DECISION ITEM

Dept Of Mental Health | **Budget Unit 750190B**
Division of Behavioral Health
CORE - Recovery Support Services | **Bill Section 10.110**

			Budget Class	FTE	GR	FED	OTHER	TOTAL	Explanation
Core Reallocation	CRA.75B.013	20345	PD	0.00	0	0	0	0	Reallocation to reflect FY27 planned spending
Net Department Request Adjustments				**0.00**	**0**	**0**	**0**	**0**	
Department Request Core									
			PS	0.00	0	0	0	0	
			EE	0.00	0	0	0	0	
			PD	0.00	0	2,598,084	0	2,598,084	
			TRF	0.00	0	0	0	0	
			Total	**0.00**	**0**	**2,598,084**	**0**	**2,598,084**	
Governor's Recommended Core									
			PS	0.00	0	0	0	0	
			EE	0.00	0	0	0	0	
			PD	0.00	0	0	0	0	
			TRF	0.00	0	0	0	0	
			Total	**0.00**	**0**	**0**	**0**	**0**	

CORE DECISION ITEM

Dept Of Mental Health | **Budget Unit 750190B**
Division of Behavioral Health
CORE - Recovery Support Services | **Bill Section 10.110**

Summary of the Core by Expenditure Types

	FY25 Budget		FY25 Actual		FY26 Budget		FY26 Actual as of 8/31/25		FY27 DTREQ		FY27 GVREC	
Account	**Dollars**	**FTE**	**Dollars**	**FTE**	**Dollars**	**FTE**	**Dollars**	**FTE**	**Dollars**	**FTE**	**Dollars**	**FTE**
Program Disbursements	0	0.00	0	0.00	2,598,084	0.00	189,327	0.00	2,598,084	0.00	0	0.00
Total PSD	**0**	**0.00**	**0**	**0.00**	**2,598,084**	**0.00**	**189,327**	**0.00**	**2,598,084**	**0.00**	**0**	**0.00**
Grand Total	**0**	**0.00**	**0**	**0.00**	**2,598,084**	**0.00**	**189,327**	**0.00**	**2,598,084**	**0.00**	**0**	**0.00**

CORE DECISION ITEM

Dept Of Mental Health
Division of Behavioral Health
CORE - Recovery Lighthouse

Budget Unit 750138B

Bill Section 10.126

1. CORE FINANCIAL SUMMARY

FY 2027 Department Request

	GR	Federal	Other	Total
PS	0	0	0	0
EE	0	0	0	0
PSD	0	0	0	0
TRF	0	0	0	0
Total	**0**	**0**	**0**	**0**
FTE	**0.00**	**0.00**	**0.00**	**0.00**
Est. Fringe	0	0	0	0

Note: Fringes budgeted in Appropriation Bill 5 except for certain fringes budgeted directly to MoDOT, Highway Patrol, and Conservation.

FY 2027 Governor's Recommended

	GR	Federal	Other	Total
PS	0	0	0	0
EE	0	0	0	0
PSD	0	0	0	0
TRF	0	0	0	0
Total	**0**	**0**	**0**	**0**
FTE	**0.00**	**0.00**	**0.00**	**0.00**
Est. Fringe	0	0	0	0

Note: Fringes budgeted in Appropriation Bill 5 except for certain fringes budgeted directly to MoDOT, Highway Patrol, and Conservation.

2. CORE DESCRIPTION

This appropriation supports the repair and renovation of Recovery Lighthouse in Johnson and Pettis counties. Recovery Lighthouse is an organization that provides transitional living and supportive housing for individuals in recovery from alcohol and drugs.

Funding was newly appropriated in FY26 as one-time funding; therefore, funding is reduced in FY27.

3. PROGRAM LISTING (list programs included in this core funding)

Not applicable

CORE DECISION ITEM

Dept Of Mental Health
Division of Behavioral Health
CORE - Recovery Lighthouse

Budget Unit 750138B

Bill Section 10.126

4. FINANCIAL HISTORY

	FY 2023 Actual	FY 2024 Actual	FY 2025 Actual	FY 2026 Current Yr. as of 8/31/25
Appropriations (All Funds)	0	1,138,212	0	980,000
Less Reverted (All Funds)	0	0	0	0
Less Restricted (All Funds)*	0	0	0	0
Less Transfers Out	0	0	0	0
Plus Transfers In	0	0	0	0
Budget Authority (All Funds)	0	1,138,212	0	980,000
Actual Expenditures (all Fund	0	1,104,066	0	0
Unexpended (All Funds)	0	34,146	0	980,000
Unexpended by Fund:				
General Revenue	0	34,146	0	0
Federal	0	0	0	0
Other	0	0	0	980,000



*Restricted amount is as of Sep 1, 2025

Reverted includes the statutory three-percent reserve amount (when applicable).
Restricted includes any Governor's Expenditure Restrictions which remained at the end of the fiscal year (when applicable).

NOTES:

FY 2026 - Funding newly appropriated in FY 2026 as one-time, therefore will be reduced in the FY 2027 budget.

CORE DECISION ITEM

Dept Of Mental Health
Division of Behavioral Health
CORE - Recovery Lighthouse

Budget Unit 750138B

Bill Section 10.126

5. CORE RECONCILIATION DETAIL

	Budget Class	FTE	GR	FED	OTHER	TOTAL	Explanation
TAFP After VETOES							
	PS	0.00	0	0	0	0	
	EE	0.00	0	0	0	0	
	PD	0.00	0	0	980,000	980,000	
	TRF	0.00	0	0	0	0	
	Total	**0.00**	**0**	**0**	**980,000**	**980,000**	
One-Times							
	PS	0.00	0	0	0	0	
	EE	0.00	0	0	0	0	
	PD	0.00	0	0	(980,000)	(980,000)	
	TRF	0.00	0	0	0	0	
	Total	**0.00**	**0**	**0**	**(980,000)**	**(980,000)**	
FY 27 Beginning Core							
	PS	0.00	0	0	0	0	
	EE	0.00	0	0	0	0	
	PD	0.00	0	0	0	0	
	TRF	0.00	0	0	0	0	
	Total	**0.00**	**0**	**0**	**0**	**0**	

Department Request Adjustments

CORE DECISION ITEM

Dept Of Mental Health | **Budget Unit 750138B**
Division of Behavioral Health
CORE - Recovery Lighthouse | **Bill Section 10.126**

	Budget Class	FTE	GR	FED	OTHER	TOTAL	Explanation
Net Department Request Adjustments		**0.00**	**0**	**0**	**0**	**0**	
Department Request Core							
	PS	0.00	0	0	0	0	
	EE	0.00	0	0	0	0	
	PD	0.00	0	0	0	0	
	TRF	0.00	0	0	0	0	
	Total	**0.00**	**0**	**0**	**0**	**0**	
Governor's Recommended Core							
	PS	0.00	0	0	0	0	
	EE	0.00	0	0	0	0	
	PD	0.00	0	0	0	0	
	TRF	0.00	0	0	0	0	
	Total	**0.00**	**0**	**0**	**0**	**0**	

CORE DECISION ITEM

Dept Of Mental Health | **Budget Unit 750138B**
Division of Behavioral Health
CORE - Recovery Lighthouse | **Bill Section 10.126**

Summary of the Core by Expenditure Types

	FY25 Budget		FY25 Actual		FY26 Budget		FY26 Actual as of 8/31/25		FY27 DTREQ		FY27 GVREC	
Account	**Dollars**	**FTE**	**Dollars**	**FTE**	**Dollars**	**FTE**	**Dollars**	**FTE**	**Dollars**	**FTE**	**Dollars**	**FTE**
Program Disbursements	0	0.00	0	0.00	980,000	0.00	0	0.00	0	0.00	0	0.00
Total PSD	**0**	**0.00**	**0**	**0.00**	**980,000**	**0.00**	**0**	**0.00**	**0**	**0.00**	**0**	**0.00**
Grand Total	**0**	**0.00**	**0**	**0.00**	**980,000**	**0.00**	**0**	**0.00**	**0**	**0.00**	**0**	**0.00**

CORE DECISION ITEM

Dept Of Mental Health
Division of Behavioral Health
CORE - Reco Vet Health Care

Budget Unit 750194B

Bill Section 10.115

1. CORE FINANCIAL SUMMARY

FY 2027 Department Request

	GR	Federal	Other	Total
PS	0	0	0	0
EE	0	0	0	0
PSD	0	0	250,000	250,000
TRF	0	0	0	0
Total	**0**	**0**	**250,000**	**250,000**
FTE	**0.00**	**0.00**	**0.00**	**0.00**
Est. Fringe	0	0	0	0

Note: Fringes budgeted in Appropriation Bill 5 except for certain fringes budgeted directly to MoDOT, Highway Patrol, and Conservation.

Other Funds: 1705:Opioid Addiction Treatment and Recovery Fund

FY 2027 Governor's Recommended

	GR	Federal	Other	Total
PS	0	0	0	0
EE	0	0	0	0
PSD	0	0	0	0
TRF	0	0	0	0
Total	**0**	**0**	**0**	**0**
FTE	**0.00**	**0.00**	**0.00**	**0.00**
Est. Fringe	0	0	0	0

Note: Fringes budgeted in Appropriation Bill 5 except for certain fringes budgeted directly to MoDOT, Highway Patrol, and Conservation.

2. CORE DESCRIPTION

RecoVet has Missouri Coalition of Recovery Support Providers (MCRSP)/National Alliance of Recovery Residence (NARR) accreditation and provide recovery housing in St. Louis consisting of three houses with 86 beds. This core provides funding for the renovation of facilities to expand access to mental health and employment training for veterans with substance use disorders.

3. PROGRAM LISTING (list programs included in this core funding)

Not Applicable

CORE DECISION ITEM

Dept Of Mental Health
Division of Behavioral Health
CORE - Reco Vet Health Care

Budget Unit 750194B

Bill Section 10.115

4. FINANCIAL HISTORY

	FY 2023 Actual	FY 2024 Actual	FY 2025 Actual	FY 2026 Current Yr. as of 8/31/25
Appropriations (All Funds)	0	0	0	250,000
Less Reverted (All Funds)	0	0	0	0
Less Restricted (All Funds)*	0	0	0	0
Less Transfers Out	0	0	0	0
Plus Transfers In	0	0	0	0
Budget Authority (All Funds)	0	0	0	250,000
Actual Expenditures (all Fund	0	0	0	0
Unexpended (All Funds)	0	0	0	250,000
Unexpended by Fund:				
General Revenue	0	0	0	0
Federal	0	0	0	0
Other	0	0	0	250,000

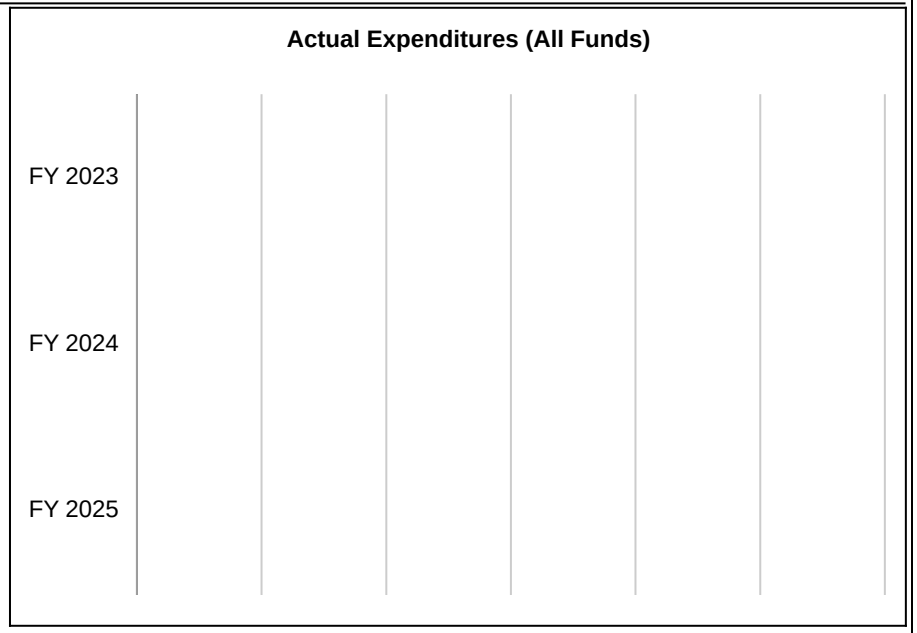

*Restricted amount is as of Sep 1, 2025

Reverted includes the statutory three-percent reserve amount (when applicable).
Restricted includes any Governor's Expenditure Restrictions which remained at the end of the fiscal year (when applicable).

NOTES:

FY 2026 - Funding newly appropriated in FY 2026.

CORE DECISION ITEM

Dept Of Mental Health | **Budget Unit 750194B**
Division of Behavioral Health
CORE - Reco Vet Health Care | **Bill Section 10.115**

5. CORE RECONCILIATION DETAIL

	Budget Class	FTE	GR	FED	OTHER	TOTAL	Explanation
TAFP After VETOES							
	PS	0.00	0	0	0	0	
	EE	0.00	0	0	0	0	
	PD	0.00	0	0	250,000	250,000	
	TRF	0.00	0	0	0	0	
	Total	**0.00**	**0**	**0**	**250,000**	**250,000**	
One-Times							
	PS	0.00	0	0	0	0	
	EE	0.00	0	0	0	0	
	PD	0.00	0	0	0	0	
	TRF	0.00	0	0	0	0	
	Total	**0.00**	**0**	**0**	**0**	**0**	
FY 27 Beginning Core							
	PS	0.00	0	0	0	0	
	EE	0.00	0	0	0	0	
	PD	0.00	0	0	250,000	250,000	
	TRF	0.00	0	0	0	0	
	Total	**0.00**	**0**	**0**	**250,000**	**250,000**	

Department Request Adjustments

CORE DECISION ITEM

Dept Of Mental Health | **Budget Unit 750194B**
Division of Behavioral Health
CORE - Reco Vet Health Care | **Bill Section 10.115**

			Budget Class	FTE	GR	FED	OTHER	TOTAL	Explanation
Core Reallocation	CRA.75B.015	20434	PD	0.00	0	0	0	0	Reallocation to reflect FY27 planned spending
Net Department Request Adjustments				**0.00**	**0**	**0**	**0**	**0**	
Department Request Core									
			PS	0.00	0	0	0	0	
			EE	0.00	0	0	0	0	
			PD	0.00	0	0	250,000	250,000	
			TRF	0.00	0	0	0	0	
			Total	**0.00**	**0**	**0**	**250,000**	**250,000**	
Governor's Recommended Core									
			PS	0.00	0	0	0	0	
			EE	0.00	0	0	0	0	
			PD	0.00	0	0	0	0	
			TRF	0.00	0	0	0	0	
			Total	**0.00**	**0**	**0**	**0**	**0**	

CORE DECISION ITEM

Dept Of Mental Health | **Budget Unit 750194B**
Division of Behavioral Health
CORE - Reco Vet Health Care | **Bill Section 10.115**

Summary of the Core by Expenditure Types

	FY25 Budget		FY25 Actual		FY26 Budget		FY26 Actual as of 8/31/25		FY27 DTREQ		FY27 GVREC	
Account	**Dollars**	**FTE**	**Dollars**	**FTE**	**Dollars**	**FTE**	**Dollars**	**FTE**	**Dollars**	**FTE**	**Dollars**	**FTE**
Program Disbursements	0	0.00	0	0.00	250,000	0.00	0	0.00	250,000	0.00	0	0.00
Total PSD	**0**	**0.00**	**0**	**0.00**	**250,000**	**0.00**	**0**	**0.00**	**250,000**	**0.00**	**0**	**0.00**
Grand Total	**0**	**0.00**	**0**	**0.00**	**250,000**	**0.00**	**0**	**0.00**	**250,000**	**0.00**	**0**	**0.00**

CORE DECISION ITEM

Dept Of Mental Health | **Budget Unit 750036B**
Division of Behavioral Health
CORE - Substance Use Disorder Community Treatment | **Bill Section 10.115**

1. CORE FINANCIAL SUMMARY

	FY 2027 Department Request					FY 2027 Governor's Recommended			
	GR	Federal	Other	Total		GR	Federal	Other	Total
PS	766,593	275,338	279,257	1,321,188	**PS**	0	0	0	0
EE	0	377,058	21,213	398,271	**EE**	0	0	0	0
PSD	16,155,792	80,743,075	21,798,305	118,697,172	**PSD**	0	0	0	0
TRF	0	0	0	0	**TRF**	0	0	0	0
Total	**16,922,385**	**81,395,471**	**22,098,775**	**120,416,631**	**Total**	**0**	**0**	**0**	**0**
FTE	**11.09**	**3.95**	**5.00**	**20.04**	**FTE**	**0.00**	**0.00**	**0.00**	**0.00**
Est. Fringe	960,375	343,872	380,695	1,684,941	**Est. Fringe**	0	0	0	0

Note: Fringes budgeted in Appropriation Bill 5 except for certain fringes budgeted directly to MoDOT, Highway Patrol, and Conservation.

Note: Fringes budgeted in Appropriation Bill 5 except for certain fringes budgeted directly to MoDOT, Highway Patrol, and Conservation.

Federal Funds: 1148:Department of Mental Health Federal
1159:Title XXI Children's Health Insurance Program Federal F

Other Funds: Various Funds

2. CORE DESCRIPTION

The Division of Behavioral Health (DBH) contracts with community-based providers for substance use disorder services. Community-based services are both successful and cost effective, through the use of medications and evidence-based therapies.

Treatment sites are located across the state to ensure all Missourians have access. DBH has developed a variety of programs that focus on providing a complete continuum of community-based services aimed at helping individuals successfully manage their chronic behavioral health disorders and achieve recovery. Services are individualized and a wide array of interventions are offered, including assessment; individual and group counseling; family counseling; medication management; education; peer and family support; participation in self-help groups; and employment supports.

Comprehensive Substance Treatment and Rehabilitation (CSTAR), is the only intensive substance use disorder program in Missouri reimbursed under MO HealthNet. DBH contracts with CSTAR providers, and Certified Community Behavioral Health Organizations (CCBHOs), to address the varying needs of those with substance use disorders.

The goals of treatment are to decrease adverse effects related to substance use or misuse. Such recovery goals include lowering the amount or frequency of substance use or misuse; reduction in criminal behavior associated with substance use or misuse; obtaining and maintaining meaningful employment or vocational/educational participation; securing safe and stable housing; and increasing healthy social connections.

CORE DECISION ITEM

Dept Of Mental Health | **Budget Unit 750036B**
Division of Behavioral Health
CORE - Substance Use Disorder Community Treatment | **Bill Section 10.115**

3. PROGRAM LISTING (list programs included in this core funding)

Substance Use Disorder Community Treatment
Substance Awareness Traffic Offender Program (SATOP)

CORE DECISION ITEM

Dept Of Mental Health | **Budget Unit 750036B**
Division of Behavioral Health
CORE - Substance Use Disorder Community Treatment | **Bill Section 10.115**

4. FINANCIAL HISTORY

	FY 2023 Actual	FY 2024 Actual	FY 2025 Actual	FY 2026 Current Yr. as of 8/31/25
Appropriations (All Funds)	138,290,260	147,584,221	144,373,238	135,253,272
Less Reverted (All Funds)	(258,118)	(237,569)	(106,660)	(108,300)
Less Restricted (All Funds)*	0	0	0	0
Less Transfers Out	(800,000)	(5,357,965)	(5,326,313)	(200,000)
Plus Transfers In	6,039,554	10,657,659	7,390,474	0
Budget Authority (All Funds)	143,271,696	152,646,346	146,330,739	134,944,972
Actual Expenditures (all Fund	107,917,872	130,565,499	111,910,165	15,846,408
Unexpended (All Funds)	35,353,824	22,080,847	34,420,574	119,098,564
Unexpended by Fund:				
General Revenue	0	1	0	14,158,961
Federal	34,709,332	17,472,048	29,551,953	83,743,062
Other	644,492	4,608,798	4,868,621	21,196,541



*Restricted amount is as of Sep 1, 2025

Reverted includes the statutory three-percent reserve amount (when applicable).
Restricted includes any Governor's Expenditure Restrictions which remained at the end of the fiscal year (when applicable).

CORE DECISION ITEM

Dept Of Mental Health | **Budget Unit 750036B**
Division of Behavioral Health
CORE - Substance Use Disorder Community Treatment | **Bill Section 10.115**

NOTES:

FY 2024 - Increase in appropriation due to several new decision items including Home and Community Based Services (HCBS) Enhanced funding and value-based payments for recovery support providers.
FY 2025, 2026 – Decrease in authority is due to the reduction of federal authority related to The American Rescue Plan Act, 2021 (ARPA). Federal lapse is due to federal grants ending mid-year, as well as unused federal Medicaid authority due to individuals served were not Medicaid eligible. This eligibility changes frequently, so DBH needs authority to serve Medicaid individuals if they present for treatment.

CORE DECISION ITEM

Dept Of Mental Health | **Budget Unit 750036B**
Division of Behavioral Health
CORE - Substance Use Disorder Community Treatment | **Bill Section 10.115**

5. CORE RECONCILIATION DETAIL

	Budget Class	FTE	GR	FED	OTHER	TOTAL	Explanation
TAFP After VETOES							
	PS	20.04	766,593	275,338	279,257	1,321,188	
	EE	0.00	0	377,058	21,213	398,271	
	PD	0.00	16,155,792	92,513,216	24,864,805	133,533,813	
	TRF	0.00	0	0	0	0	
	Total	**20.04**	**16,922,385**	**93,165,612**	**25,165,275**	**135,253,272**	
One-Times							
	PS	0.00	0	0	0	0	
	EE	0.00	0	0	0	0	
	PD	0.00	0	0	(556,500)	(556,500)	
	TRF	0.00	0	0	0	0	
	Total	**0.00**	**0**	**0**	**(556,500)**	**(556,500)**	
FY 27 Beginning Core							
	PS	20.04	766,593	275,338	279,257	1,321,188	
	EE	0.00	0	377,058	21,213	398,271	
	PD	0.00	16,155,792	92,513,216	24,308,305	132,977,313	
	TRF	0.00	0	0	0	0	
	Total	**20.04**	**16,922,385**	**93,165,612**	**24,608,775**	**134,696,772**	

Department Request Adjustments

CORE DECISION ITEM

Dept Of Mental Health **Budget Unit 750036B**
Division of Behavioral Health
CORE - Substance Use Disorder Community Treatment **Bill Section 10.115**

			Budget Class	FTE	GR	FED	OTHER	TOTAL	Explanation
Core Reallocation	CRA.75B.015	14148	PS	0.00	0	0	0	0	Reallocation to reflect FY27 planned spending
Core Reallocation	CRA.75B.015	14150	PS	0.00	0	0	0	0	Reallocation to reflect FY27 planned spending
Core Reallocation	CRA.75B.015	15002	PS	0.00	0	0	0	0	Reallocation to reflect FY27 planned spending
Core Reallocation	CRA.75B.015	12051	EE	0.00	0	0	0	0	Reallocation to reflect FY27 planned spending
Core Reallocation	CRA.75B.015	18945	EE	0.00	0	0	0	0	Reallocation to reflect FY27 planned spending
Core Reduction	CRD.75B.003	18938	PD	0.00	0	(2,826,841)	0	(2,826,841)	Reduction of federal authority for funding received from American Rescue Plan Act (ARPA) for SUD and MH Block grants that ended in March 2025.
Core Reduction	CRD.75B.005	18941	PD	0.00	0	(143,300)	0	(143,300)	Reduction of federal authority for funding received from American Rescue Plan Act (ARPA) for SUD and MH Block grants that ended in March 2025.
Core Reduction	CRD.75B.007	14149	PD	0.00	0	(3,000,000)	0	(3,000,000)	Reduction of federal authority to align with anticipated expenditures.
Core Reduction	CRD.75B.007	16677	PD	0.00	0	(5,800,000)	0	(5,800,000)	Reduction of federal authority to align with anticipated expenditures.
Core Reduction	CRD.75B.007	17648	PD	0.00	0	0	(10,000)	(10,000)	Reduction of federal authority to align with anticipated expenditures.
Core Reduction	CRD.75B.007	12878	PD	0.00	0	0	(2,500,000)	(2,500,000)	Reduction of federal authority to align with anticipated expenditures.
Core Reallocation	CRA.75B.015	12040	PD	0.00	0	0	0	0	Reallocation to reflect FY27 planned spending
Core Reallocation	CRA.75B.015	14147	PD	0.00	0	0	0	0	Reallocation to reflect FY27 planned spending
Core Reallocation	CRA.75B.015	14149	PD	0.00	0	0	0	0	Reallocation to reflect FY27 planned spending
Core Reallocation	CRA.75B.015	16677	PD	0.00	0	0	0	0	Reallocation to reflect FY27 planned spending
Core Reallocation	CRA.75B.015	18453	PD	0.00	0	0	0	0	Reallocation to reflect FY27 planned spending
Core Reallocation	CRA.75B.015	18938	PD	0.00	0	0	0	0	Reallocation to reflect FY27 planned spending
Core Reallocation	CRA.75B.015	18941	PD	0.00	0	0	0	0	Reallocation to reflect FY27 planned spending

CORE DECISION ITEM

Dept Of Mental Health | **Budget Unit 750036B**
Division of Behavioral Health
CORE - Substance Use Disorder Community Treatment | **Bill Section 10.115**

			Budget Class	FTE	GR	FED	OTHER	TOTAL	Explanation
Core Reallocation	CRA.75B.015	11047	PD	0.00	0	0	0	0	Reallocation to reflect FY27 planned spending
Core Reallocation	CRA.75B.015	12044	PD	0.00	0	0	0	0	Reallocation to reflect FY27 planned spending
Core Reallocation	CRA.75B.015	14151	PD	0.00	0	0	0	0	Reallocation to reflect FY27 planned spending
Core Reallocation	CRA.75B.015	13765	PD	0.00	0	0	0	0	Reallocation to reflect FY27 planned spending
Core Reallocation	CRA.75B.015	17648	PD	0.00	0	0	0	0	Reallocation to reflect FY27 planned spending
Core Reallocation	CRA.75B.015	15911	PD	0.00	0	0	0	0	Reallocation to reflect FY27 planned spending
Core Reallocation	CRA.75B.015	15912	PD	0.00	0	0	0	0	Reallocation to reflect FY27 planned spending
Core Reallocation	CRA.75B.015	18661	PD	0.00	0	0	0	0	Reallocation to reflect FY27 planned spending
Core Reallocation	CRA.75B.015	12877	PD	0.00	0	0	0	0	Reallocation to reflect FY27 planned spending
Core Reallocation	CRA.75B.015	12878	PD	0.00	0	0	0	0	Reallocation to reflect FY27 planned spending
Core Reallocation	CRA.75B.015	18208	PD	0.00	0	0	0	0	Reallocation to reflect FY27 planned spending
Core Reallocation	CRA.75B.015	20025	PD	0.00	0	0	0	0	Reallocation to reflect FY27 planned spending
Net Department Request Adjustments				**0.00**	**0**	**(11,770,141)**	**(2,510,000)**	**(14,280,141)**	
Department Request Core									
			PS	20.04	766,593	275,338	279,257	1,321,188	
			EE	0.00	0	377,058	21,213	398,271	
			PD	0.00	16,155,792	80,743,075	21,798,305	118,697,172	
			TRF	0.00	0	0	0	0	
			Total	**20.04**	**16,922,385**	**81,395,471**	**22,098,775**	**120,416,631**	

Governor's Recommended Core

PS	0.00	0	0	0	0
EE	0.00	0	0	0	0
PD	0.00	0	0	0	0
TRF	0.00	0	0	0	0
Total	**0.00**	**0**	**0**	**0**	**0**

CORE DECISION ITEM

Dept Of Mental Health | **Budget Unit 750036B**
Division of Behavioral Health
CORE - Substance Use Disorder Community Treatment | **Bill Section 10.115**

Summary of the Core by Expenditure Types

	FY25 Budget		FY25 Actual		FY26 Budget		FY26 Actual as of 8/31/25		FY27 DTREQ		FY27 GVREC	
Account	**Dollars**	**FTE**	**Dollars**	**FTE**	**Dollars**	**FTE**	**Dollars**	**FTE**	**Dollars**	**FTE**	**Dollars**	**FTE**
Leave Payouts	0	0.00	7,875	0.00	5,086	0.00	0	0.00	5,086	0.00	0	0.00
Benefit Eligible Wages	1,254,732	20.04	1,112,804	17.57	1,316,102	20.04	199,447	3.05	1,316,102	20.04	0	0.00
Total PS	**1,254,732**	**20.04**	**1,120,679**	**17.57**	**1,321,188**	**20.04**	**199,447**	**3.05**	**1,321,188**	**20.04**	**0**	**0.00**
In State Travel	20,695	0.00	4,049	0.00	20,750	0.00	1,388	0.00	20,750	0.00	0	0.00
Out of State Travel	4,725	0.00	2,629	0.00	4,725	0.00	0	0.00	4,725	0.00	0	0.00
Supplies	25,587	0.00	1,970	0.00	25,587	0.00	34	0.00	25,587	0.00	0	0.00
Professional Development	5,006	0.00	6,505	0.00	5,006	0.00	150	0.00	5,006	0.00	0	0.00
Communications Services and Supplies	14,039	0.00	1,715	0.00	14,039	0.00	192	0.00	14,039	0.00	0	0.00
Professional Services	314,441	0.00	5,368	0.00	314,441	0.00	8,418	0.00	314,441	0.00	0	0.00
Housekeeping and Janitorial Services	100	0.00	0	0.00	100	0.00	0	0.00	100	0.00	0	0.00
Maintenance and Repair Services	4,758	0.00	0	0.00	4,758	0.00	0	0.00	4,758	0.00	0	0.00
Office Equipment Expenses	504	0.00	3,176	0.00	504	0.00	0	0.00	504	0.00	0	0.00
Other Equipment	6,320	0.00	1,485	0.00	6,320	0.00	69	0.00	6,320	0.00	0	0.00
Building Lease Payments Operating	38	0.00	0	0.00	38	0.00	0	0.00	38	0.00	0	0.00
Equipment Lease Payments	600	0.00	0	0.00	600	0.00	0	0.00	600	0.00	0	0.00
Miscellaneous Expenses	1,403	0.00	3,324	0.00	1,403	0.00	3,360	0.00	1,403	0.00	0	0.00
Total EE	**398,216**	**0.00**	**30,222**	**0.00**	**398,271**	**0.00**	**13,610**	**0.00**	**398,271**	**0.00**	**0**	**0.00**
Program Disbursements	142,720,290	0.00	110,759,264	0.00	133,533,813	0.00	15,633,351	0.00	118,697,172	0.00	0	0.00
Total PSD	**142,720,290**	**0.00**	**110,759,264**	**0.00**	**133,533,813**	**0.00**	**15,633,351**	**0.00**	**118,697,172**	**0.00**	**0**	**0.00**

CORE DECISION ITEM

Dept Of Mental Health
Division of Behavioral Health
CORE - Substance Use Disorder Community Treatment

Budget Unit 750036B

Bill Section 10.115

	FY25 Budget		FY25 Actual		FY26 Budget		FY26 Actual as of 8/31/25		FY27 DTREQ		FY27 GVREC	
Account	**Dollars**	**FTE**	**Dollars**	**FTE**	**Dollars**	**FTE**	**Dollars**	**FTE**	**Dollars**	**FTE**	**Dollars**	**FTE**
Grand Total	144,373,238	20.04	111,910,165	17.57	135,253,272	20.04	15,846,408	3.05	120,416,631	20.04	0	0.00

FLEXIBILITY REQUEST FORM

BUDGET UNIT NUMBER:	750036B	**DEPARTMENT:**	Mental Health
BUDGET UNIT NAME:	SUD Treatment Services	**DIVISION:**	Behavioral Health
HOUSE BILL SECTION:	10.115		

1. Provide the amount by fund of personal service flexibility and the amount by fund of expense and equipment flexibility you are requesting in dollar and percentage terms and explain why the flexibility is needed. If flexibility is being requested among divisions, provide the amount by fund of flexibility you are requesting in dollar and percentage terms and explain why the flexibility is needed.

DEPARTMENT REQUEST

The Division of Behavioral Health (DBH) is requesting 100% flexibility between SUD Treatment Services MO HealthNet and Non-MO HealthNet appropriations for FY 2027. Also, 50% flexibility for payment of services to Certified Community Behavioral Health Organization (CCBHO) Substance Use Disorder (SUD) between sections indicated in 10.115 and 10.130. The information below shows a 100% calculation for SUD Treatment Services MO HealthNet and Non-MO HealthNet FY 2027 budgets.

Section	PS or E&E	Budget	% Flex	Flex Amount
SUD Treatment Non-MO HealthNet - GR	PSD	$7,313,815	100%	$7,313,815
SUD Treatment MO HealthNet - GR	PSD	$11,670,767	100%	$11,670,767
Total Request		$18,984,582	100%	$18,984,582
SUD Treatment Non-MO HealthNet - FED	PSD	$48,283,148	100%	$48,283,148
SUD Treatment MO HealthNet - FED	PSD	$35,310,903	100%	$35,310,903
Total Request		$83,594,051	100%	$83,594,051
SUD Treatment Non-MO HealthNet - HIF	PSD	$3,245,791	100%	$3,245,791
SUD Treatment MO HealthNet - HIF	PSD	$2,829,185	100%	$2,829,185
Total Request		$6,074,976	100%	$6,074,976
SUD Treatment Services CHIP Vax - FED CHIP	PSD	$2,176,257	100%	$2,176,257
Total Request		$2,176,257	100%	$2,176,257

2. Estimate how much flexibility will be used for the budget year. How much flexibility was used in the Prior Year Budget and the Current Year Budget? Please specify the amount.

PRIOR YEAR ACTUAL AMOUNT OF FLEXIBILITY USED		CURRENT YEAR ESTIMATED AMOUNT OF FLEXIBILITY THAT WILL BE USED	BUDGET REQUEST ESTIMATED AMOUNT OF FLEXIBILITY THAT WILL BE USED
SUD Treatment Svcs MO HealthNet - FED	$4,475,699	Flexibility usage is difficult to estimate at this time.	Flexibility usage is difficult to estimate at this time.
SUD Treatment - Medicaid MT - GR	($3,160,655)		
SUD Treatment CHIP Vax - FED	($438,663)		
SUD Treatment Svcs MO HealthNet - FED	($812,220)		

FLEXIBILITY REQUEST FORM

BUDGET UNIT NUMBER:	750036B	**DEPARTMENT:**	Mental Health
BUDGET UNIT NAME:	SUD Treatment Services	**DIVISION:**	Behavioral Health
HOUSE BILL SECTION:	10.115		

3. Please explain how flexibility was used in the prior and/or current year.

PRIOR YEAR EXPLAIN ACTUAL USE	CURRENT YEAR EXPLAIN PLANNED USE
In FY 2025, flex was used within the SUD Treatment Services section and CCBHO SUD section to cover provider payments.	Flexibility usage is difficult to estimate at this time.

NEW DECISION ITEM
RANK: 008 OF 13

Mental Health
Division of Behavioral Health
Inmate Revolving Fund CTC
DI# NOP.75B.007

Budget Unit 750036B

Bill Section 10.115

1. AMOUNT OF REQUEST

	FY 2027 Department Request					FY 2027 Governor's Recommended			
	GR	Federal	Other	Total		GR	Federal	Other	Total
PS	0	0	0	0	**PS**	0	0	0	0
EE	0	0	0	0	**EE**	0	0	0	0
PSD	2,013,779	0	0	2,013,779	**PSD**	0	0	0	0
TRF	0	0	0	0	**TRF**	0	0	0	0
Total	**2,013,779**	**0**	**0**	**2,013,779**	**Total**	**0**	**0**	**0**	**0**
FTE	**0.00**	**0.00**	**0.00**	**0.00**	**FTE**	**0.00**	**0.00**	**0.00**	**0.00**
Est. Fringe	0	0	0	0	**Est. Fringe**	0	0	0	0

Note: Fringes budgeted in Appropriation Bill 5 except for certain fringes budgeted directly to MoDOT, Highway Patrol, and Conservation.

Note: Fringes budgeted in Appropriation Bill 5 except for certain fringes budgeted directly to MoDOT, Highway Patrol, and Conservation.

2. THIS REQUEST CAN BE CATEGORIZED AS:

Cost to Continue

3. WHY IS THIS FUNDING NEEDED? PROVIDE AN EXPLANATION FOR ITEMS CHECKED IN #2. INCLUDE THE FEDERAL OR STATE STATUTORY OR CONSTITUTIONAL AUTHORIZATION FOR THIS PROGRAM.

NEW DECISION ITEM
RANK: 008 OF 13

Mental Health
Division of Behavioral Health
Inmate Revolving Fund CTC
DI# NOP.75B.007

Budget Unit 750036B

Bill Section 10.115

Department of Mental Health (DMH) partners with Department of Corrections (DOC) to provide substance use treatment services for individuals involved with the DOC. Comprehensive Substance Treatment and Rehabilitation (CSTAR) programs are designed to provide an array of comprehensive, individualized treatment services with the aim of reducing the negative impacts of substance use disorders (SUD) to individuals, family members, and the community. CSTAR services increase individuals' abilities to successfully manage chronic SUDs, and features care that varies in duration and intensity. Individuals involved with DOC are considered a priority population for CSTAR programs.

DMH receives funding from DOC through the Inmate Revolving Fund to provide SUD treatment services. DOC reports a shortfall in the balance of the Inmate Revolving Fund. DMH is requesting a supplemental in FY26. A cost-to-continue is necessary in order to provide SUD services at the same level as previous years.

4. DESCRIBE THE DETAILED ASSUMPTIONS USED TO DERIVE THE SPECIFIC REQUESTED AMOUNT. (How did you determine that the requested number of FTE were appropriate? From what source or standard did you derive the requested levels of funding? Were alternatives such as outsourcing or automation considered? If based on new legislation, does request tie to TAFP fiscal note? If not, explain why. Detail which portions of the request are one-times and how those amounts were calculated.)

This request is based on the amount of funding that was reduced from DOC due to the shortfall of Inmate Revolving Fund and will ensure services for this high-risk population are able to continue.

5. BREAK DOWN THE REQUEST BY BUDGET ACCOUNT CLASS, JOB CLASS, AND FUND SOURCE. IDENTIFY ONE-TIME COSTS.

Budget Account Class/Job Class	DTREQ GR DOLLAR	DTREQ GR FTE	DTREQ FED DOLLAR	DTREQ FED FTE	DTREQ OTHER DOLLAR	DTREQ OTHER FTE	DTREQ TOTAL DOLLAR	DTREQ TOTAL FTE	DTREQ One-Time DOLLARS
Total PS	**0**	**0.00**	**0**	**0.00**	**0**	**0.00**	**0**	**0.00**	**0**
Total EE	**0**		**0**		**0**		**0**		**0**
680ZZZZ:Program Disbursements	2,013,779		0		0		2,013,779		0
Total PSD	**2,013,779**		**0**		**0**		**2,013,779**		**0**
Total TRF	**0**		**0**		**0**		**0**		**0**
Grand Total	**2,013,779**	**0.00**	**0**	**0.00**	**0**	**0.00**	**2,013,779**	**0.00**	**0**

NEW DECISION ITEM
RANK: 008 OF 13

Mental Health
Division of Behavioral Health
Inmate Revolving Fund CTC
DI# NOP.75B.007

Budget Unit 750036B

Bill Section 10.115

Budget Account Class/Job Class	GVREC GR DOLLAR	GVREC GR FTE	GVREC FED DOLLAR	GVREC FED FTE	GVREC OTHER DOLLAR	GVREC OTHER FTE	GVREC TOTAL DOLLAR	GVREC TOTAL FTE	GVREC One-Time DOLLARS
Total PS	0	0.00	0	0.00	0	0.00	0	0.00	0
Total EE	0		0		0		0		0
Total PSD	0		0		0		0		0
Total TRF	0		0		0		0		0
Grand Total	0	0.00	0	0.00	0	0.00	0	0.00	0

CORE DECISION ITEM

Dept Of Mental Health | **Budget Unit 750168B**
Division of Behavioral Health
CORE - Engaging Patients in Care Condition | **Bill Section 10.123**

1. CORE FINANCIAL SUMMARY

FY 2027 Department Request

	GR	Federal	Other	Total
PS	0	0	0	0
EE	0	0	0	0
PSD	0	0	500,000	500,000
TRF	0	0	0	0
Total	**0**	**0**	**500,000**	**500,000**
FTE	**0.00**	**0.00**	**0.00**	**0.00**
Est. Fringe	0	0	0	0

Note: Fringes budgeted in Appropriation Bill 5 except for certain fringes budgeted directly to MoDOT, Highway Patrol, and Conservation.

Other Funds: 1705:Opioid Addiction Treatment and Recovery Fund

FY 2027 Governor's Recommended

	GR	Federal	Other	Total
PS	0	0	0	0
EE	0	0	0	0
PSD	0	0	0	0
TRF	0	0	0	0
Total	**0**	**0**	**0**	**0**
FTE	**0.00**	**0.00**	**0.00**	**0.00**
Est. Fringe	0	0	0	0

Note: Fringes budgeted in Appropriation Bill 5 except for certain fringes budgeted directly to MoDOT, Highway Patrol, and Conservation.

2. CORE DESCRIPTION

Funding will be used for Engaging Patients in Care Coordination (EPICC), which is a 24/7 referral and linkage service primarily for individuals surviving a drug overdose, but who also may present to hospitals with issues relating to opioid, stimulant, and/or alcohol use disorders. EPICC helps to establish immediate connections to wrap-around services, recovery support services, and substance use treatment. This specific funding supports two additional coaches in the western and southwest regions and one additional coach in the central region of the state.

With these additional funds, there are a total of 40 coaches throughout the state.

3. PROGRAM LISTING (list programs included in this core funding)

Not applicable

CORE DECISION ITEM

Dept Of Mental Health | **Budget Unit 750168B**
Division of Behavioral Health
CORE - Engaging Patients in Care Condition | **Bill Section 10.123**

4. FINANCIAL HISTORY

	FY 2023 Actual	FY 2024 Actual	FY 2025 Actual	FY 2026 Current Yr. as of 8/31/25
Appropriations (All Funds)	0	0	500,000	500,000
Less Reverted (All Funds)	0	0	0	0
Less Restricted (All Funds)*	0	0	0	0
Less Transfers Out	0	0	0	0
Plus Transfers In	0	0	0	0
Budget Authority (All Funds)	0	0	500,000	500,000
Actual Expenditures (all Fund	0	0	500,000	0
Unexpended (All Funds)	0	0	0	500,000
Unexpended by Fund:				
General Revenue	0	0	0	0
Federal	0	0	0	0
Other	0	0	0	500,000

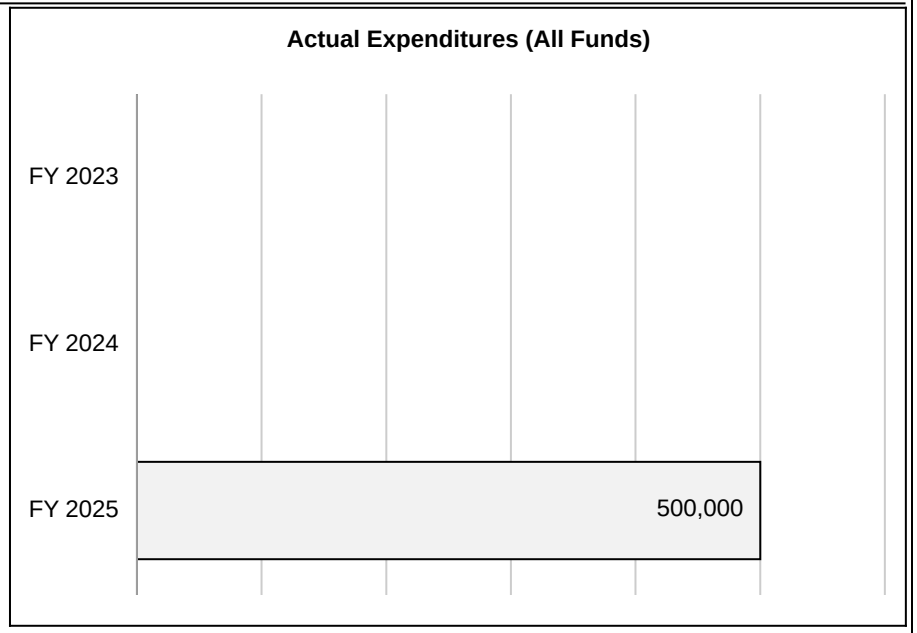

*Restricted amount is as of Sep 1, 2025

Reverted includes the statutory three-percent reserve amount (when applicable).
Restricted includes any Governor's Expenditure Restrictions which remained at the end of the fiscal year (when applicable).

NOTES:

FY 2025 - Funding newly appropriated.

CORE DECISION ITEM

Dept Of Mental Health | **Budget Unit 750168B**
Division of Behavioral Health
CORE - Engaging Patients in Care Condition | **Bill Section 10.123**

5. CORE RECONCILIATION DETAIL

	Budget Class	FTE	GR	FED	OTHER	TOTAL	Explanation
TAFP After VETOES							
	PS	0.00	0	0	0	0	
	EE	0.00	0	0	0	0	
	PD	0.00	0	0	500,000	500,000	
	TRF	0.00	0	0	0	0	
	Total	**0.00**	**0**	**0**	**500,000**	**500,000**	
One-Times							
	PS	0.00	0	0	0	0	
	EE	0.00	0	0	0	0	
	PD	0.00	0	0	0	0	
	TRF	0.00	0	0	0	0	
	Total	**0.00**	**0**	**0**	**0**	**0**	
FY 27 Beginning Core							
	PS	0.00	0	0	0	0	
	EE	0.00	0	0	0	0	
	PD	0.00	0	0	500,000	500,000	
	TRF	0.00	0	0	0	0	
	Total	**0.00**	**0**	**0**	**500,000**	**500,000**	

Department Request Adjustments

CORE DECISION ITEM

Dept Of Mental Health | **Budget Unit 750168B**
Division of Behavioral Health
CORE - Engaging Patients in Care Condition | **Bill Section 10.123**

			Budget Class	FTE	GR	FED	OTHER	TOTAL	Explanation
Core Reallocation	CRA.75B.019	16936	PD	0.00	0	0	0	0	Reallocation to reflect FY27 planned spending
Net Department Request Adjustments				**0.00**	**0**	**0**	**0**	**0**	
Department Request Core									
			PS	0.00	0	0	0	0	
			EE	0.00	0	0	0	0	
			PD	0.00	0	0	500,000	500,000	
			TRF	0.00	0	0	0	0	
			Total	**0.00**	**0**	**0**	**500,000**	**500,000**	
Governor's Recommended Core									
			PS	0.00	0	0	0	0	
			EE	0.00	0	0	0	0	
			PD	0.00	0	0	0	0	
			TRF	0.00	0	0	0	0	
			Total	**0.00**	**0**	**0**	**0**	**0**	

CORE DECISION ITEM

Dept Of Mental Health | **Budget Unit 750168B**
Division of Behavioral Health
CORE - Engaging Patients in Care Condition | **Bill Section 10.123**

Summary of the Core by Expenditure Types

	FY25 Budget		FY25 Actual		FY26 Budget		FY26 Actual as of 8/31/25		FY27 DTREQ		FY27 GVREC	
Account	**Dollars**	**FTE**	**Dollars**	**FTE**	**Dollars**	**FTE**	**Dollars**	**FTE**	**Dollars**	**FTE**	**Dollars**	**FTE**
Program Disbursements	500,000	0.00	500,000	0.00	500,000	0.00	0	0.00	500,000	0.00	0	0.00
Total PSD	**500,000**	**0.00**	**500,000**	**0.00**	**500,000**	**0.00**	**0**	**0.00**	**500,000**	**0.00**	**0**	**0.00**
Grand Total	**500,000**	**0.00**	**500,000**	**0.00**	**500,000**	**0.00**	**0**	**0.00**	**500,000**	**0.00**	**0**	**0.00**

CORE DECISION ITEM

Dept Of Mental Health | **Budget Unit 750160B**
Division of Behavioral Health
CORE - Recovery High Schools | **Bill Section 10.125**

1. CORE FINANCIAL SUMMARY

	FY 2027 Department Request					FY 2027 Governor's Recommended			
	GR	Federal	Other	Total		GR	Federal	Other	Total
PS	0	0	0	0	**PS**	0	0	0	0
EE	0	0	0	0	**EE**	0	0	0	0
PSD	0	6,834,783	3,600,000	10,434,783	**PSD**	0	0	0	0
TRF	0	0	0	0	**TRF**	0	0	0	0
Total	**0**	**6,834,783**	**3,600,000**	**10,434,783**	**Total**	**0**	**0**	**0**	**0**
FTE	**0.00**	**0.00**	**0.00**	**0.00**	**FTE**	**0.00**	**0.00**	**0.00**	**0.00**
Est. Fringe	0	0	0	0	**Est. Fringe**	0	0	0	0

Note: Fringes budgeted in Appropriation Bill 5 except for certain fringes budgeted directly to MoDOT, Highway Patrol, and Conservation.

Note: Fringes budgeted in Appropriation Bill 5 except for certain fringes budgeted directly to MoDOT, Highway Patrol, and Conservation.

Federal Funds: 1148:Department of Mental Health Federal
Other Funds: 1705:Opioid Addiction Treatment and Recovery Fund

2. CORE DESCRIPTION

Attending and participating in school becomes exceedingly difficult for youth that struggle with substance use disorders (SUD) and may lead to them dropping out of high school. Section 167.850, RSMo. (2022) enabled the creation of pilot recovery high schools in Missouri. Recovery high schools are designed solely to serve and support students recovering from substance use/misuse and allow students to earn their high school diploma. Recovery high schools help students but also provide support for families. Funding will support treatment services for eligible students diagnosed with substance use disorder or misuse. This funding will promote partnerships between the Department of Mental Health (DMH), Department of Elementary and Secondary Education (DESE), local Certified Community Behavioral Health Organizations (CCBHO), and school districts, along with other non-profit stakeholders to support up to four recovery high schools located within the metropolitan areas of Missouri.

3. PROGRAM LISTING (list programs included in this core funding)

Not applicable

CORE DECISION ITEM

Dept Of Mental Health | **Budget Unit 750160B**
Division of Behavioral Health
CORE - Recovery High Schools | **Bill Section 10.125**

4. FINANCIAL HISTORY

	FY 2023 Actual	FY 2024 Actual	FY 2025 Actual	FY 2026 Current Yr. as of 8/31/25
Appropriations (All Funds)	0	0	10,434,783	10,434,783
Less Reverted (All Funds)	0	0	0	0
Less Restricted (All Funds)*	0	0	0	0
Less Transfers Out	0	0	0	0
Plus Transfers In	0	0	0	0
Budget Authority (All Funds)	0	0	10,434,783	10,434,783
Actual Expenditures (all Fund	0	0	35,700	3,137
Unexpended (All Funds)	0	0	10,399,083	10,431,646
Unexpended by Fund:				
General Revenue	0	0	0	0
Federal	0	0	6,834,783	6,834,783
Other	0	0	3,564,300	3,596,863

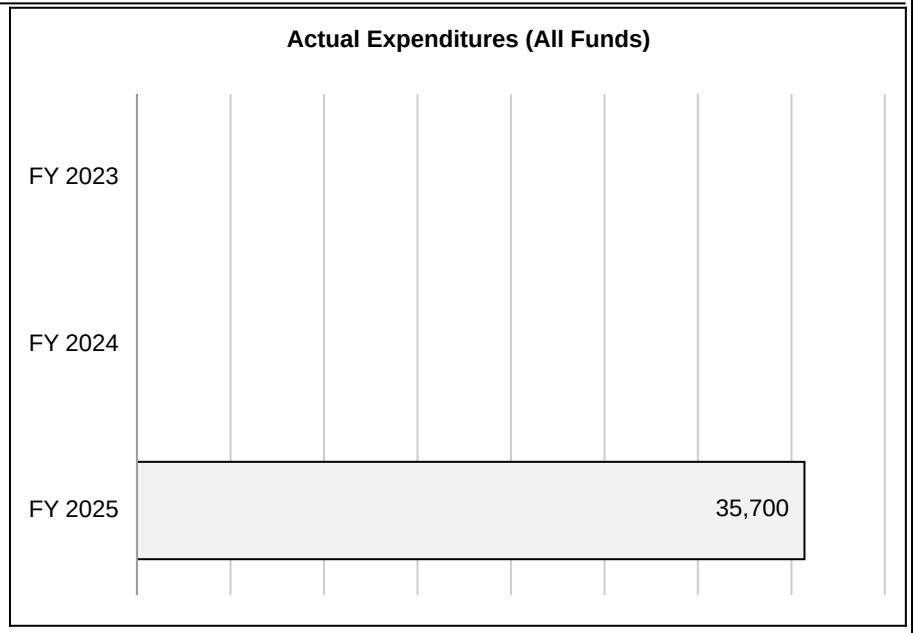

*Restricted amount is as of Sep 1, 2025

Reverted includes the statutory three-percent reserve amount (when applicable).
Restricted includes any Governor's Expenditure Restrictions which remained at the end of the fiscal year (when applicable).

NOTES:

FY 2025 - Funding newly appropriated. The lapse was due to waiting for Recovery High Schools to get established.

CORE DECISION ITEM

Dept Of Mental Health | **Budget Unit 750160B**
Division of Behavioral Health
CORE - Recovery High Schools | **Bill Section 10.125**

5. CORE RECONCILIATION DETAIL

	Budget Class	FTE	GR	FED	OTHER	TOTAL	Explanation
TAFP After VETOES							
	PS	0.00	0	0	0	0	
	EE	0.00	0	0	0	0	
	PD	0.00	0	6,834,783	3,600,000	10,434,783	
	TRF	0.00	0	0	0	0	
	Total	**0.00**	**0**	**6,834,783**	**3,600,000**	**10,434,783**	
One-Times							
	PS	0.00	0	0	0	0	
	EE	0.00	0	0	0	0	
	PD	0.00	0	0	0	0	
	TRF	0.00	0	0	0	0	
	Total	**0.00**	**0**	**0**	**0**	**0**	
FY 27 Beginning Core							
	PS	0.00	0	0	0	0	
	EE	0.00	0	0	0	0	
	PD	0.00	0	6,834,783	3,600,000	10,434,783	
	TRF	0.00	0	0	0	0	
	Total	**0.00**	**0**	**6,834,783**	**3,600,000**	**10,434,783**	

Department Request Adjustments

CORE DECISION ITEM

Dept Of Mental Health | **Budget Unit 750160B**
Division of Behavioral Health
CORE - Recovery High Schools | **Bill Section 10.125**

			Budget Class	FTE	GR	FED	OTHER	TOTAL	Explanation
Core Reallocation	CRA.75B.020	16642	PD	0.00	0	0	0	0	Reallocation to reflect FY27 planned spending
Core Reallocation	CRA.75B.020	16643	PD	0.00	0	0	0	0	Reallocation to reflect FY27 planned spending
Net Department Request Adjustments				**0.00**	**0**	**0**	**0**	**0**	
Department Request Core									
			PS	0.00	0	0	0	0	
			EE	0.00	0	0	0	0	
			PD	0.00	0	6,834,783	3,600,000	10,434,783	
			TRF	0.00	0	0	0	0	
			Total	**0.00**	**0**	**6,834,783**	**3,600,000**	**10,434,783**	
Governor's Recommended Core									
			PS	0.00	0	0	0	0	
			EE	0.00	0	0	0	0	
			PD	0.00	0	0	0	0	
			TRF	0.00	0	0	0	0	
			Total	**0.00**	**0**	**0**	**0**	**0**	

CORE DECISION ITEM

Dept Of Mental Health | **Budget Unit 750160B**
Division of Behavioral Health
CORE - Recovery High Schools | **Bill Section 10.125**

Summary of the Core by Expenditure Types

	FY25 Budget		FY25 Actual		FY26 Budget		FY26 Actual as of 8/31/25		FY27 DTREQ		FY27 GVREC	
Account	**Dollars**	**FTE**	**Dollars**	**FTE**	**Dollars**	**FTE**	**Dollars**	**FTE**	**Dollars**	**FTE**	**Dollars**	**FTE**
Out of State Travel	0	0.00	4,212	0.00	0	0.00	3,137	0.00	0	0.00	0	0.00
Professional Development	0	0.00	2,800	0.00	0	0.00	0	0.00	0	0.00	0	0.00
Total EE	**0**	**0.00**	**7,012**	**0.00**	**0**	**0.00**	**3,137**	**0.00**	**0**	**0.00**	**0**	**0.00**
Program Disbursements	10,434,783	0.00	28,688	0.00	10,434,783	0.00	0	0.00	10,434,783	0.00	0	0.00
Total PSD	**10,434,783**	**0.00**	**28,688**	**0.00**	**10,434,783**	**0.00**	**0**	**0.00**	**10,434,783**	**0.00**	**0**	**0.00**
Grand Total	**10,434,783**	**0.00**	**35,700**	**0.00**	**10,434,783**	**0.00**	**3,137**	**0.00**	**10,434,783**	**0.00**	**0**	**0.00**

CORE DECISION ITEM

Dept Of Mental Health | **Budget Unit 750185B**
Division of Behavioral Health
CORE - Gambling Addiction Support | **Bill Section 10.115**

1. CORE FINANCIAL SUMMARY

FY 2027 Department Request

	GR	Federal	Other	Total
PS	0	0	0	0
EE	0	0	0	0
PSD	0	0	0	0
TRF	0	0	0	0
Total	**0**	**0**	**0**	**0**
FTE	**0.00**	**0.00**	**0.00**	**0.00**
Est. Fringe	0	0	0	0

Note: Fringes budgeted in Appropriation Bill 5 except for certain fringes budgeted directly to MoDOT, Highway Patrol, and Conservation.

FY 2027 Governor's Recommended

	GR	Federal	Other	Total
PS	0	0	0	0
EE	0	0	0	0
PSD	0	0	0	0
TRF	0	0	0	0
Total	**0**	**0**	**0**	**0**
FTE	**0.00**	**0.00**	**0.00**	**0.00**
Est. Fringe	0	0	0	0

Note: Fringes budgeted in Appropriation Bill 5 except for certain fringes budgeted directly to MoDOT, Highway Patrol, and Conservation.

2. CORE DESCRIPTION

In the FY2026 budget, the General Assembly appropriated $200,000 in Compulsive Gambling funds to establish a prevention and treatment system for individuals with sports gaming addiction or other compulsive gambling issues.

Funding is core reduced in FY2027 as the Compulsive Gambling Fund does not have the revenue to support this item.

3. PROGRAM LISTING (list programs included in this core funding)

Not Applicable

CORE DECISION ITEM

Dept Of Mental Health | **Budget Unit 750185B**
Division of Behavioral Health
CORE - Gambling Addiction Support | **Bill Section 10.115**

4. FINANCIAL HISTORY

	FY 2023 Actual	FY 2024 Actual	FY 2025 Actual	FY 2026 Current Yr. as of 8/31/25
Appropriations (All Funds)	0	0	0	200,000
Less Reverted (All Funds)	0	0	0	0
Less Restricted (All Funds)*	0	0	0	0
Less Transfers Out	0	0	0	0
Plus Transfers In	0	0	0	0
Budget Authority (All Funds)	0	0	0	200,000
Actual Expenditures (all Fund	0	0	0	0
Unexpended (All Funds)	0	0	0	200,000
Unexpended by Fund:				
General Revenue	0	0	0	0
Federal	0	0	0	0
Other	0	0	0	200,000

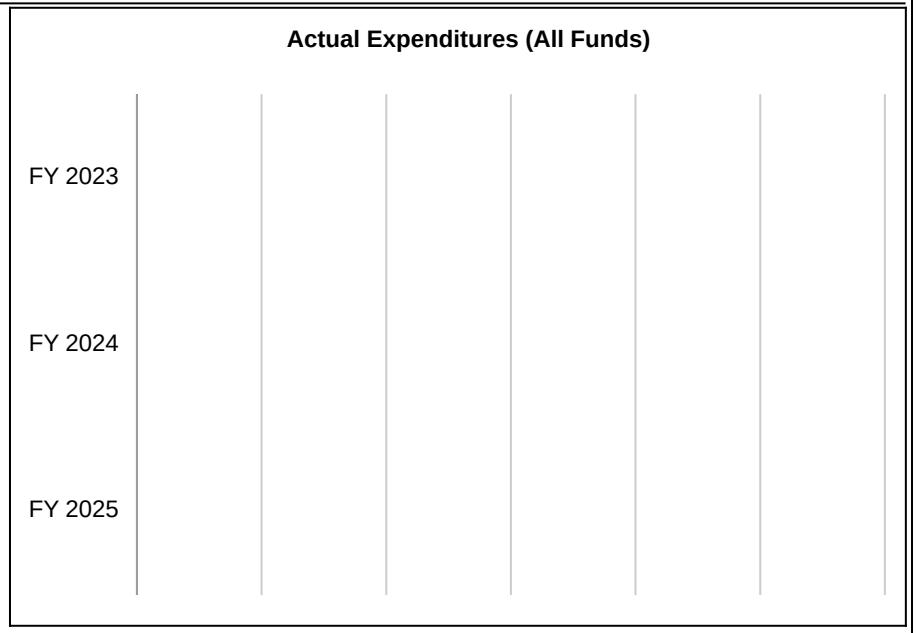

*Restricted amount is as of Sep 1, 2025

Reverted includes the statutory three-percent reserve amount (when applicable).
Restricted includes any Governor's Expenditure Restrictions which remained at the end of the fiscal year (when applicable).

NOTES:

FY 2026 - Funding newly appropriated in FY 2026.

CORE DECISION ITEM

Dept Of Mental Health | **Budget Unit 750185B**
Division of Behavioral Health
CORE - Gambling Addiction Support | **Bill Section 10.115**

5. CORE RECONCILIATION DETAIL

	Budget Class	FTE	GR	FED	OTHER	TOTAL	Explanation
TAFP After VETOES							
	PS	0.00	0	0	0	0	
	EE	0.00	0	0	0	0	
	PD	0.00	0	0	200,000	200,000	
	TRF	0.00	0	0	0	0	
	Total	**0.00**	**0**	**0**	**200,000**	**200,000**	
One-Times							
	PS	0.00	0	0	0	0	
	EE	0.00	0	0	0	0	
	PD	0.00	0	0	0	0	
	TRF	0.00	0	0	0	0	
	Total	**0.00**	**0**	**0**	**0**	**0**	
FY 27 Beginning Core							
	PS	0.00	0	0	0	0	
	EE	0.00	0	0	0	0	
	PD	0.00	0	0	200,000	200,000	
	TRF	0.00	0	0	0	0	
	Total	**0.00**	**0**	**0**	**200,000**	**200,000**	

Department Request Adjustments

CORE DECISION ITEM

Dept Of Mental Health | **Budget Unit 750185B**
Division of Behavioral Health
CORE - Gambling Addiction Support | **Bill Section 10.115**

			Budget Class	FTE	GR	FED	OTHER	TOTAL	Explanation
Core Reduction	CRD.75B.009	20264	PD	0.00	0	0	(200,000)	(200,000)	Reduction of MO Credentialing Board Gambling NDI due to lack of funds to support the program.
Core Reallocation	CRA.75B.015	20264	PD	0.00	0	0	0	0	Reallocation to reflect FY27 planned spending
Net Department Request Adjustments				**0.00**	**0**	**0**	**(200,000)**	**(200,000)**	
Department Request Core									
			PS	0.00	0	0	0	0	
			EE	0.00	0	0	0	0	
			PD	0.00	0	0	0	0	
			TRF	0.00	0	0	0	0	
			Total	**0.00**	**0**	**0**	**0**	**0**	
Governor's Recommended Core									
			PS	0.00	0	0	0	0	
			EE	0.00	0	0	0	0	
			PD	0.00	0	0	0	0	
			TRF	0.00	0	0	0	0	
			Total	**0.00**	**0**	**0**	**0**	**0**	

CORE DECISION ITEM

Dept Of Mental Health | **Budget Unit 750185B**
Division of Behavioral Health
CORE - Gambling Addiction Support | **Bill Section 10.115**

Summary of the Core by Expenditure Types

	FY25 Budget		FY25 Actual		FY26 Budget		FY26 Actual as of 8/31/25		FY27 DTREQ		FY27 GVREC	
Account	**Dollars**	**FTE**	**Dollars**	**FTE**	**Dollars**	**FTE**	**Dollars**	**FTE**	**Dollars**	**FTE**	**Dollars**	**FTE**
Program Disbursements	0	0.00	0	0.00	200,000	0.00	0	0.00	0	0.00	0	0.00
Total PSD	**0**	**0.00**	**0**	**0.00**	**200,000**	**0.00**	**0**	**0.00**	**0**	**0.00**	**0**	**0.00**
Grand Total	**0**	**0.00**	**0**	**0.00**	**200,000**	**0.00**	**0**	**0.00**	**0**	**0.00**	**0**	**0.00**

CORE DECISION ITEM

Dept Of Mental Health | **Budget Unit 750158B**
Division of Behavioral Health
CORE - Addiction Medicine Fellowships | **Bill Section 10.111**

1. CORE FINANCIAL SUMMARY

FY 2027 Department Request

	GR	Federal	Other	Total
PS	0	0	0	0
EE	0	0	1,304,370	1,304,370
PSD	0	0	0	0
TRF	0	0	0	0
Total	**0**	**0**	**1,304,370**	**1,304,370**
FTE	**0.00**	**0.00**	**0.00**	**0.00**
Est. Fringe	0	0	0	0

Note: Fringes budgeted in Appropriation Bill 5 except for certain fringes budgeted directly to MoDOT, Highway Patrol, and Conservation.

Other Funds: 1705:Opioid Addiction Treatment and Recovery Fund

FY 2027 Governor's Recommended

	GR	Federal	Other	Total
PS	0	0	0	0
EE	0	0	0	0
PSD	0	0	0	0
TRF	0	0	0	0
Total	**0**	**0**	**0**	**0**
FTE	**0.00**	**0.00**	**0.00**	**0.00**
Est. Fringe	0	0	0	0

Note: Fringes budgeted in Appropriation Bill 5 except for certain fringes budgeted directly to MoDOT, Highway Patrol, and Conservation.

2. CORE DESCRIPTION

There is an increased urgency in increasing expertise around addiction because of the overdose crisis and the extreme workforce shortage in all professional domains. To this end, SUD fellowships have been developed to support medical providers in obtaining more education in the field of addiction and to work collaboratively in their practices with Addiction Medicine physicians as they would with other specialties, such as cardiology and endocrinology. Two fellowship programs, the SSM Health/Saint Louis University Addiction Medicine Fellowship (3 fellows) and the Kansas City University Graduate Medical Education Consortium (KCU-GME Consortium)/Ozark Center Addiction Medicine Fellowship (2 fellows), are accredited by the Accreditation Council for Graduate Medical Education (ACGME) and are conducted within the ACGME accredited psychiatry residency programs. This core will support these fellowships which will create a pathway into and increase the competency of the SUD workforce.

3. PROGRAM LISTING (list programs included in this core funding)

Not applicable

CORE DECISION ITEM

Dept Of Mental Health | **Budget Unit 750158B**
Division of Behavioral Health
CORE - Addiction Medicine Fellowships | **Bill Section 10.111**

4. FINANCIAL HISTORY

	FY 2023 Actual	FY 2024 Actual	FY 2025 Actual	FY 2026 Current Yr. as of 8/31/25
Appropriations (All Funds)	0	0	1,304,370	1,304,370
Less Reverted (All Funds)	0	0	0	0
Less Restricted (All Funds)*	0	0	0	0
Less Transfers Out	0	0	0	0
Plus Transfers In	0	0	0	0
Budget Authority (All Funds)	0	0	1,304,370	1,304,370
Actual Expenditures (all Fund	0	0	1,042,077	27,301
Unexpended (All Funds)	0	0	262,293	1,277,069
Unexpended by Fund:				
General Revenue	0	0	0	0
Federal	0	0	0	0
Other	0	0	262,293	1,277,069

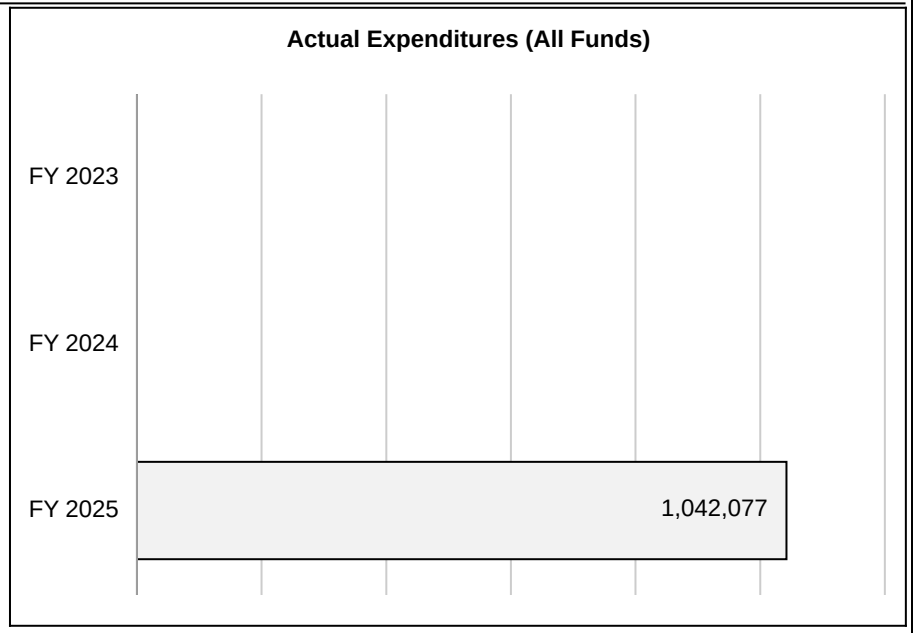

*Restricted amount is as of Sep 1, 2025

Reverted includes the statutory three-percent reserve amount (when applicable).
Restricted includes any Governor's Expenditure Restrictions which remained at the end of the fiscal year (when applicable).

NOTES:

FY 2025 - Funding newly appropriated.

CORE DECISION ITEM

Dept Of Mental Health | **Budget Unit 750158B**
Division of Behavioral Health
CORE - Addiction Medicine Fellowships | **Bill Section 10.111**

5. CORE RECONCILIATION DETAIL

	Budget Class	FTE	GR	FED	OTHER	TOTAL	Explanation
TAFP After VETOES							
	PS	0.00	0	0	0	0	
	EE	0.00	0	0	1,304,370	1,304,370	
	PD	0.00	0	0	0	0	
	TRF	0.00	0	0	0	0	
	Total	**0.00**	**0**	**0**	**1,304,370**	**1,304,370**	
One-Times							
	PS	0.00	0	0	0	0	
	EE	0.00	0	0	0	0	
	PD	0.00	0	0	0	0	
	TRF	0.00	0	0	0	0	
	Total	**0.00**	**0**	**0**	**0**	**0**	
FY 27 Beginning Core							
	PS	0.00	0	0	0	0	
	EE	0.00	0	0	1,304,370	1,304,370	
	PD	0.00	0	0	0	0	
	TRF	0.00	0	0	0	0	
	Total	**0.00**	**0**	**0**	**1,304,370**	**1,304,370**	

Department Request Adjustments

CORE DECISION ITEM

Dept Of Mental Health | **Budget Unit 750158B**
Division of Behavioral Health
CORE - Addiction Medicine Fellowships | **Bill Section 10.111**

			Budget Class	FTE	GR	FED	OTHER	TOTAL	Explanation
Core Reallocation	CRA.75B.014	17459	EE	0.00	0	0	0	0	Reallocation to reflect FY27 planned spending
Net Department Request Adjustments				**0.00**	**0**	**0**	**0**	**0**	
Department Request Core									
			PS	0.00	0	0	0	0	
			EE	0.00	0	0	1,304,370	1,304,370	
			PD	0.00	0	0	0	0	
			TRF	0.00	0	0	0	0	
			Total	**0.00**	**0**	**0**	**1,304,370**	**1,304,370**	
Governor's Recommended Core									
			PS	0.00	0	0	0	0	
			EE	0.00	0	0	0	0	
			PD	0.00	0	0	0	0	
			TRF	0.00	0	0	0	0	
			Total	**0.00**	**0**	**0**	**0**	**0**	

CORE DECISION ITEM

Dept Of Mental Health | **Budget Unit 750158B**
Division of Behavioral Health
CORE - Addiction Medicine Fellowships | **Bill Section 10.111**

Summary of the Core by Expenditure Types

	FY25 Budget		FY25 Actual		FY26 Budget		FY26 Actual as of 8/31/25		FY27 DTREQ		FY27 GVREC	
Account	**Dollars**	**FTE**	**Dollars**	**FTE**	**Dollars**	**FTE**	**Dollars**	**FTE**	**Dollars**	**FTE**	**Dollars**	**FTE**
Professional Services	1,304,370	0.00	1,042,077	0.00	1,304,370	0.00	27,301	0.00	1,304,370	0.00	0	0.00
Total EE	**1,304,370**	**0.00**	**1,042,077**	**0.00**	**1,304,370**	**0.00**	**27,301**	**0.00**	**1,304,370**	**0.00**	**0**	**0.00**
Grand Total	**1,304,370**	**0.00**	**1,042,077**	**0.00**	**1,304,370**	**0.00**	**27,301**	**0.00**	**1,304,370**	**0.00**	**0**	**0.00**

CORE DECISION ITEM

Dept Of Mental Health | **Budget Unit 750057B**
Division of Behavioral Health
CORE - FQHC SUD-Medication Assisted Treatment | **Bill Section 10.145**

1. CORE FINANCIAL SUMMARY

	FY 2027 Department Request					FY 2027 Governor's Recommended			
	GR	Federal	Other	Total		GR	Federal	Other	Total
PS	0	0	0	0	**PS**	0	0	0	0
EE	0	0	0	0	**EE**	0	0	0	0
PSD	0	0	1,000,000	1,000,000	**PSD**	0	0	0	0
TRF	0	0	0	0	**TRF**	0	0	0	0
Total	**0**	**0**	**1,000,000**	**1,000,000**	**Total**	**0**	**0**	**0**	**0**
FTE	**0.00**	**0.00**	**0.00**	**0.00**	**FTE**	**0.00**	**0.00**	**0.00**	**0.00**
Est. Fringe	0	0	0	0	**Est. Fringe**	0	0	0	0

Note: Fringes budgeted in Appropriation Bill 5 except for certain fringes budgeted directly to MoDOT, Highway Patrol, and Conservation.

Other Funds: 1705:Opioid Addiction Treatment and Recovery Fund

2. CORE DESCRIPTION

Funding used to support integrating SUD treatment with an emphasis on the use of medications for substance misuse for individuals who maintain a good level of functioning in life domains. FQHCs will strengthen and expand their established walk-in MAT programs and subsequently provide more treatment access opportunities for Missourians. These funds will support uninsured individuals. Eligible Federally Qualified Health Centers (FQHCs) include Jordan Valley (Lebanon), Northwest Health (Mound City, Kansas City, St. Joseph and Braymer) and Four Rivers Community Health Center (Rolla, Salem and St. Robert) that provide walk-in MAT services.

3. PROGRAM LISTING (list programs included in this core funding)

Not applicable

CORE DECISION ITEM

Dept Of Mental Health | **Budget Unit 750057B**
Division of Behavioral Health
CORE - FQHC SUD-Medication Assisted Treatment | **Bill Section 10.145**

4. FINANCIAL HISTORY

	FY 2023 Actual	FY 2024 Actual	FY 2025 Actual	FY 2026 Current Yr. as of 8/31/25
Appropriations (All Funds)	1,000,000	1,000,000	1,000,000	1,000,000
Less Reverted (All Funds)	0	0	0	0
Less Restricted (All Funds)*	0	0	0	0
Less Transfers Out	0	0	0	0
Plus Transfers In	0	0	0	0
Budget Authority (All Funds)	1,000,000	1,000,000	1,000,000	1,000,000
Actual Expenditures (all Fund	951,115	947,892	1,000,000	0
Unexpended (All Funds)	48,885	52,108	0	1,000,000
Unexpended by Fund:				
General Revenue	0	0	0	0
Federal	0	0	0	0
Other	48,885	52,108	0	1,000,000



*Restricted amount is as of Sep 1, 2025

Reverted includes the statutory three-percent reserve amount (when applicable).
Restricted includes any Governor's Expenditure Restrictions which remained at the end of the fiscal year (when applicable).

CORE DECISION ITEM

Dept Of Mental Health | **Budget Unit 750057B**
Division of Behavioral Health
CORE - FQHC SUD-Medication Assisted Treatment | **Bill Section 10.145**

5. CORE RECONCILIATION DETAIL

	Budget Class	FTE	GR	FED	OTHER	TOTAL	Explanation
TAFP After VETOES							
	PS	0.00	0	0	0	0	
	EE	0.00	0	0	0	0	
	PD	0.00	0	0	1,000,000	1,000,000	
	TRF	0.00	0	0	0	0	
	Total	**0.00**	**0**	**0**	**1,000,000**	**1,000,000**	
One-Times							
	PS	0.00	0	0	0	0	
	EE	0.00	0	0	0	0	
	PD	0.00	0	0	0	0	
	TRF	0.00	0	0	0	0	
	Total	**0.00**	**0**	**0**	**0**	**0**	
FY 27 Beginning Core							
	PS	0.00	0	0	0	0	
	EE	0.00	0	0	0	0	
	PD	0.00	0	0	1,000,000	1,000,000	
	TRF	0.00	0	0	0	0	
	Total	**0.00**	**0**	**0**	**1,000,000**	**1,000,000**	

Department Request Adjustments

CORE DECISION ITEM

Dept Of Mental Health | **Budget Unit 750057B**
Division of Behavioral Health
CORE - FQHC SUD-Medication Assisted Treatment | **Bill Section 10.145**

	Budget Class	FTE	GR	FED	OTHER	TOTAL	Explanation
Net Department Request Adjustments		**0.00**	**0**	**0**	**0**	**0**	
Department Request Core							
	PS	0.00	0	0	0	0	
	EE	0.00	0	0	0	0	
	PD	0.00	0	0	1,000,000	1,000,000	
	TRF	0.00	0	0	0	0	
	Total	**0.00**	**0**	**0**	**1,000,000**	**1,000,000**	
Governor's Recommended Core							
	PS	0.00	0	0	0	0	
	EE	0.00	0	0	0	0	
	PD	0.00	0	0	0	0	
	TRF	0.00	0	0	0	0	
	Total	**0.00**	**0**	**0**	**0**	**0**	

CORE DECISION ITEM

Dept Of Mental Health | **Budget Unit 750057B**
Division of Behavioral Health
CORE - FQHC SUD-Medication Assisted Treatment | **Bill Section 10.145**

Summary of the Core by Expenditure Types

	FY25 Budget		FY25 Actual		FY26 Budget		FY26 Actual as of 8/31/25		FY27 DTREQ		FY27 GVREC	
Account	**Dollars**	**FTE**	**Dollars**	**FTE**	**Dollars**	**FTE**	**Dollars**	**FTE**	**Dollars**	**FTE**	**Dollars**	**FTE**
Program Disbursements	1,000,000	0.00	1,000,000	0.00	1,000,000	0.00	0	0.00	1,000,000	0.00	0	0.00
Total PSD	**1,000,000**	**0.00**	**1,000,000**	**0.00**	**1,000,000**	**0.00**	**0**	**0.00**	**1,000,000**	**0.00**	**0**	**0.00**
Grand Total	**1,000,000**	**0.00**	**1,000,000**	**0.00**	**1,000,000**	**0.00**	**0**	**0.00**	**1,000,000**	**0.00**	**0**	**0.00**

CORE DECISION ITEM

Dept Of Mental Health | **Budget Unit 750035B**
Division of Behavioral Health
CORE - Mental Health Adult Community Treatment | **Bill Section 10.115**

1. CORE FINANCIAL SUMMARY

FY 2027 Department Request

	GR	Federal	Other	Total
PS	1,574,946	494,474	0	2,069,420
EE	25,882,127	3,548,307	500,000	29,930,434
PSD	25,123,028	68,340,520	6,237,475	99,701,023
TRF	0	0	0	0
Total	**52,580,101**	**72,383,301**	**6,737,475**	**131,700,877**
FTE	**23.83**	**6.65**	**0.00**	**30.48**
Est. Fringe	1,022,730	307,512	0	1,330,242

Note: Fringes budgeted in Appropriation Bill 5 except for certain fringes budgeted directly to MoDOT, Highway Patrol, and Conservation.

FY 2027 Governor's Recommended

	GR	Federal	Other	Total
PS	0	0	0	0
EE	0	0	0	0
PSD	0	0	0	0
TRF	0	0	0	0
Total	**0**	**0**	**0**	**0**
FTE	**0.00**	**0.00**	**0.00**	**0.00**
Est. Fringe	0	0	0	0

Note: Fringes budgeted in Appropriation Bill 5 except for certain fringes budgeted directly to MoDOT, Highway Patrol, and Conservation.

Federal Funds: 1148:Department of Mental Health Federal
1159:Title XXI Children's Health Insurance Program Federal F

Other Funds: 1109:Mental Health Interagency Payments Fund
1245:Compulsive Gaming Prevention Fund
1705:Opioid Addiction Treatment and Recovery Fund
1930:DMH Local Tax Matching Fund

2. CORE DESCRIPTION

CORE DECISION ITEM

Dept Of Mental Health | **Budget Unit 750035B**
Division of Behavioral Health
CORE - Mental Health Adult Community Treatment | **Bill Section 10.115**

The Division of Behavioral Health (DBH) contracts with community-based providers for mental health treatment for adults. Community-based services are both successful and cost effective, through the use of medications and evidence-based therapies. This core provides funding for adults.

Treatment sites are located across the state to ensure all Missourians have access. DBH has developed a variety of programs that focus on providing a continuum of community-based services aimed at helping individuals successfully manage their chronic behavioral health disorders and achieve recovery. Services are individualized and a wide array of interventions are offered, including assessment; medication management; individual and group counseling; family counseling; education; peer and family support; participation in self-help groups; and employment supports.

Community Psychiatric Rehabilitation (CPR) programs that are designed for the seriously and persistently mentally ill are administered locally by contracted CPR providers, including those that are Certified Community Behavioral Health Organizations (CCBHOs). CPR is reimbursed by MO HealthNet.

The goals of treatment are to decrease adverse effects related to mental health disorders for adults. Such recovery goals include reduction in negative symptoms of mental illness; reduction in criminal behavior associated with mental illness; obtaining and maintaining meaningful employment or vocational/educational participation; securing safe and stable housing; and increasing healthy social connections.

3. PROGRAM LISTING (list programs included in this core funding)

Mental Health Adult Community Treatment
Forensic Support Services

CORE DECISION ITEM

Dept Of Mental Health | **Budget Unit 750035B**
Division of Behavioral Health
CORE - Mental Health Adult Community Treatment | **Bill Section 10.115**

4. FINANCIAL HISTORY

	FY 2023 Actual	FY 2024 Actual	FY 2025 Actual	FY 2026 Current Yr. as of 8/31/25
Appropriations (All Funds)	119,361,173	201,981,938	153,048,176	144,144,746
Less Reverted (All Funds)	(84,712)	(597,044)	(81,897)	(740,191)
Less Restricted (All Funds)*	0	0	0	0
Less Transfers Out	(5,799,850)	(12,026,001)	(5,736,088)	0
Plus Transfers In	20,852,560	15,604,743	2,615,000	0
Budget Authority (All Funds)	134,329,171	204,963,636	149,845,191	143,404,555
Actual Expenditures (all Fund	113,782,533	182,487,908	132,419,112	18,386,683
Unexpended (All Funds)	20,546,638	22,475,728	17,426,079	125,017,872
Unexpended by Fund:				
General Revenue	1	0	0	47,967,890
Federal	18,227,324	19,589,235	14,826,825	70,317,447
Other	2,319,313	2,886,494	2,599,254	6,732,535



*Restricted amount is as of Sep 1, 2025

Reverted includes the statutory three-percent reserve amount (when applicable).
Restricted includes any Governor's Expenditure Restrictions which remained at the end of the fiscal year (when applicable).

CORE DECISION ITEM

Dept Of Mental Health | **Budget Unit 750035B**
Division of Behavioral Health
CORE - Mental Health Adult Community Treatment | **Bill Section 10.115**

NOTES:

FY 2024 - Increase in appropriation due to several new decision items including Home and Community Based Services (HCBS) Enhanced funding, additional authority for 988 Grant and Safer Communities Act Grant. In addition, the general revenue lapse due to health transportation and electroencephalogram Transcranial Magnetic Stimulation (eTMS).
FY 2025 - Reduction in authority was due to temporary federal grant funding that ended.
FY 2023- FY 2025 lapse is due to unused federal authority due to individuals served were not Medicaid eligible. This eligibility changes frequently, so DBH needs authority to serve Medicaid individuals if they present for treatment.

CORE DECISION ITEM

Dept Of Mental Health | **Budget Unit 750035B**
Division of Behavioral Health
CORE - Mental Health Adult Community Treatment | **Bill Section 10.115**

5. CORE RECONCILIATION DETAIL

	Budget Class	FTE	GR	FED	OTHER	TOTAL	Explanation
TAFP After VETOES							
	PS	30.48	1,574,946	494,474	0	2,069,420	
	EE	0.00	31,856,984	3,863,307	500,000	36,220,291	
	PD	0.00	25,123,028	74,494,532	6,237,475	105,855,035	
	TRF	0.00	0	0	0	0	
	Total	**30.48**	**58,554,958**	**78,852,313**	**6,737,475**	**144,144,746**	
One-Times							
	PS	0.00	0	0	0	0	
	EE	0.00	(3,857,560)	0	0	(3,857,560)	
	PD	0.00	0	0	0	0	
	TRF	0.00	0	0	0	0	
	Total	**0.00**	**(3,857,560)**	**0**	**0**	**(3,857,560)**	
FY 27 Beginning Core							
	PS	30.48	1,574,946	494,474	0	2,069,420	
	EE	0.00	27,999,424	3,863,307	500,000	32,362,731	
	PD	0.00	25,123,028	74,494,532	6,237,475	105,855,035	
	TRF	0.00	0	0	0	0	
	Total	**30.48**	**54,697,398**	**78,852,313**	**6,737,475**	**140,287,186**	

Department Request Adjustments

CORE DECISION ITEM

Dept Of Mental Health | **Budget Unit 750035B**
Division of Behavioral Health
CORE - Mental Health Adult Community Treatment | **Bill Section 10.115**

			Budget Class	FTE	GR	FED	OTHER	TOTAL	Explanation
Core Reallocation	CRA.75B.015	11479	PS	0.00	0	0	0	0	Reallocation to reflect FY27 planned spending
Core Reallocation	CRA.75B.015	11480	PS	0.00	0	0	0	0	Reallocation to reflect FY27 planned spending
Core Reduction	CRD.75B.003	18939	EE	0.00	0	(315,000)	0	(315,000)	Reduction of federal authority for funding received from American Rescue Plan Act (ARPA) for SUD and MH Block grants that ended in March 2025.
Core Reallocation	CRA.75B.015	12052	EE	0.00	0	0	0	0	Reallocation to reflect FY27 planned spending
Core Reallocation	CRA.75B.015	12054	EE	0.00	0	0	0	0	Reallocation to reflect FY27 planned spending
Core Reallocation	CRA.75B.015	12053	EE	0.00	0	0	0	0	Reallocation to reflect FY27 planned spending
Core Reallocation	CRA.75B.015	20539	EE	0.00	0	0	0	0	Reallocation to reflect FY27 planned spending
Core Reallocation	CRA.75B.015	18939	EE	0.00	0	0	0	0	Reallocation to reflect FY27 planned spending
Core Reallocation	CRA.75B.048	12052	EE	0.00	(2,117,297)	0	0	(2,117,297)	Reallocate from MH Community Programs to eTMS PTSD Program to include all funding in one section.
Core Reduction	CRD.75B.003	18939	PD	0.00	0	(3,498,938)	0	(3,498,938)	Reduction of federal authority for funding received from American Rescue Plan Act (ARPA) for SUD and MH Block grants that ended in March 2025.
Core Reduction	CRD.75B.005	18942	PD	0.00	0	(155,074)	0	(155,074)	Reduction of federal authority for funding received from American Rescue Plan Act (ARPA) for SUD and MH Block grants that ended in March 2025.
Core Reduction	CRD.75B.007	16678	PD	0.00	0	(2,500,000)	0	(2,500,000)	Reduction of federal authority to align with anticipated expenditures.
Core Reallocation	CRA.75B.015	12052	PD	0.00	0	0	0	0	Reallocation to reflect FY27 planned spending
Core Reallocation	CRA.75B.015	12054	PD	0.00	0	0	0	0	Reallocation to reflect FY27 planned spending
Core Reallocation	CRA.75B.015	12053	PD	0.00	0	0	0	0	Reallocation to reflect FY27 planned spending
Core Reallocation	CRA.75B.015	12070	PD	0.00	0	0	0	0	Reallocation to reflect FY27 planned spending
Core Reallocation	CRA.75B.015	12055	PD	0.00	0	0	0	0	Reallocation to reflect FY27 planned spending
Core Reallocation	CRA.75B.015	16678	PD	0.00	0	0	0	0	Reallocation to reflect FY27 planned spending

CORE DECISION ITEM

Dept Of Mental Health | **Budget Unit 750035B**
Division of Behavioral Health
CORE - Mental Health Adult Community Treatment | **Bill Section 10.115**

			Budget Class	FTE	GR	FED	OTHER	TOTAL	Explanation
Core Reallocation	CRA.75B.015	18454	PD	0.00	0	0	0	0	Reallocation to reflect FY27 planned spending
Core Reallocation	CRA.75B.015	11856	PD	0.00	0	0	0	0	Reallocation to reflect FY27 planned spending
Core Reallocation	CRA.75B.015	13766	PD	0.00	0	0	0	0	Reallocation to reflect FY27 planned spending
Core Reallocation	CRA.75B.015	18939	PD	0.00	0	0	0	0	Reallocation to reflect FY27 planned spending
Core Reallocation	CRA.75B.015	18942	PD	0.00	0	0	0	0	Reallocation to reflect FY27 planned spending
Core Reallocation	CRA.75B.015	12872	PD	0.00	0	0	0	0	Reallocation to reflect FY27 planned spending
Core Reallocation	CRA.75B.015	12875	PD	0.00	0	0	0	0	Reallocation to reflect FY27 planned spending
Core Reallocation	CRA.75B.015	18209	PD	0.00	0	0	0	0	Reallocation to reflect FY27 planned spending
Core Reallocation	CRA.75B.015	20052	PD	0.00	0	0	0	0	Reallocation to reflect FY27 planned spending
Core Reallocation	CRA.75B.015	12876	PD	0.00	0	0	0	0	Reallocation to reflect FY27 planned spending
Net Department Request Adjustments				**0.00**	**(2,117,297)**	**(6,469,012)**	**0**	**(8,586,309)**	
Department Request Core									
			PS	30.48	1,574,946	494,474	0	2,069,420	
			EE	0.00	25,882,127	3,548,307	500,000	29,930,434	
			PD	0.00	25,123,028	68,340,520	6,237,475	99,701,023	
			TRF	0.00	0	0	0	0	
			Total	**30.48**	**52,580,101**	**72,383,301**	**6,737,475**	**131,700,877**	
Governor's Recommended Core									
			PS	0.00	0	0	0	0	
			EE	0.00	0	0	0	0	

CORE DECISION ITEM

Dept Of Mental Health **Budget Unit 750035B**
Division of Behavioral Health
CORE - Mental Health Adult Community Treatment **Bill Section 10.115**

PD	0.00	0	0	0	0
TRF	0.00	0	0	0	0
Total	**0.00**	**0**	**0**	**0**	**0**

CORE DECISION ITEM

Dept Of Mental Health | **Budget Unit 750035B**
Division of Behavioral Health
CORE - Mental Health Adult Community Treatment | **Bill Section 10.115**

Summary of the Core by Expenditure Types

	FY25 Budget		FY25 Actual		FY26 Budget		FY26 Actual as of 8/31/25		FY27 DTREQ		FY27 GVREC	
Account	**Dollars**	**FTE**	**Dollars**	**FTE**	**Dollars**	**FTE**	**Dollars**	**FTE**	**Dollars**	**FTE**	**Dollars**	**FTE**
Leave Payouts	0	0.00	9,843	0.00	33,516	0.00	23,866	0.00	33,516	0.00	0	0.00
Benefit Eligible Wages	2,209,812	30.48	1,867,591	26.73	2,035,904	30.48	334,992	4.42	2,035,904	30.48	0	0.00
Total PS	**2,209,812**	**30.48**	**1,877,434**	**26.73**	**2,069,420**	**30.48**	**358,858**	**4.42**	**2,069,420**	**30.48**	**0**	**0.00**
In State Travel	108,752	0.00	108,911	0.00	114,077	0.00	54,018	0.00	114,077	0.00	0	0.00
Out of State Travel	4,437	0.00	16,723	0.00	4,437	0.00	866	0.00	4,437	0.00	0	0.00
Supplies	7,861,683	0.00	102,478	0.00	7,861,683	0.00	26,581	0.00	7,861,683	0.00	0	0.00
Professional Development	26,950	0.00	211,834	0.00	26,950	0.00	22,794	0.00	26,950	0.00	0	0.00
Communications Services and Supplies	26,614	0.00	14,690	0.00	26,614	0.00	2,993	0.00	26,614	0.00	0	0.00
Professional Services	23,387,913	0.00	20,706,634	0.00	27,862,770	0.00	2,884,216	0.00	21,572,913	0.00	0	0.00
Housekeeping and Janitorial Services	200	0.00	0	0.00	200	0.00	0	0.00	200	0.00	0	0.00
Maintenance and Repair Services	1,130	0.00	0	0.00	1,130	0.00	0	0.00	1,130	0.00	0	0.00
Office Equipment Expenses	750	0.00	2,820	0.00	750	0.00	0	0.00	750	0.00	0	0.00
Other Equipment	300,730	0.00	10,047	0.00	300,730	0.00	1,945	0.00	300,730	0.00	0	0.00
Property and Improvements Expenses	100	0.00	0	0.00	100	0.00	0	0.00	100	0.00	0	0.00
Building Lease Payments Operating	2,845	0.00	1,249	0.00	2,845	0.00	0	0.00	2,845	0.00	0	0.00
Equipment Lease Payments	2,870	0.00	0	0.00	2,870	0.00	0	0.00	2,870	0.00	0	0.00
Miscellaneous Expenses	14,935	0.00	11,321	0.00	14,935	0.00	1,500	0.00	14,935	0.00	0	0.00
Rebillable Expenses	200	0.00	0	0.00	200	0.00	0	0.00	200	0.00	0	0.00
Total EE	**31,740,109**	**0.00**	**21,186,707**	**0.00**	**36,220,291**	**0.00**	**2,994,913**	**0.00**	**29,930,434**	**0.00**	**0**	**0.00**
Program Disbursements	119,098,255	0.00	109,354,971	0.00	105,855,035	0.00	15,032,913	0.00	99,701,023	0.00	0	0.00
Total PSD	**119,098,255**	**0.00**	**109,354,971**	**0.00**	**105,855,035**	**0.00**	**15,032,913**	**0.00**	**99,701,023**	**0.00**	**0**	**0.00**

CORE DECISION ITEM

Dept Of Mental Health
Division of Behavioral Health
CORE - Mental Health Adult Community Treatment

Budget Unit 750035B

Bill Section 10.115

Account	FY25 Budget		FY25 Actual		FY26 Budget		FY26 Actual as of 8/31/25		FY27 DTREQ		FY27 GVREC	
	Dollars	FTE	Dollars	FTE	Dollars	FTE	Dollars	FTE	Dollars	FTE	Dollars	FTE
Grand Total	153,048,176	30.48	132,419,112	26.73	144,144,746	30.48	18,386,683	4.42	131,700,877	30.48	0	0.00

FLEXIBILITY REQUEST FORM

BUDGET UNIT NUMBER:	750035B	**DEPARTMENT:**	Mental Health
BUDGET UNIT NAME:	MH Community Program	**DIVISION:**	Behavioral Health
HOUSE BILL SECTION:	10.115		

1. Provide the amount by fund of personal service flexibility and the amount by fund of expense and equipment flexibility you are requesting in dollar and percentage terms and explain why the flexibility is needed. If flexibility is being requested among divisions, provide the amount by fund of flexibility you are requesting in dollar and percentage terms and explain why the flexibility is needed.

DEPARTMENT REQUEST

The Division of Behavioral Health (DBH) is requesting 100% flexibility between MH Community Program MO HealthNet and Non-MO HealthNet appropriations for FY 2027. Also, 50% flexibility for payment of services to Certified Community Behavioral Health Organization (CCBHO) Mental Health (MH) between sections indicated in 10.115 and 10.130. The information below shows a 100% calculation for MH Community Program MO HealthNet and Non-MO HealthNet FY 2027 budgets.

Section	PS or E&E	Budget	% Flex	Flex Amount
MH Comm Program Non-MO HealthNet - GR	PSD	$19,330,390	100%	$19,330,390
MH Comm Program MO HealthNet - GR	PSD	$15,494,195	100%	$15,494,195
Total Request		$34,824,585	100%	$34,824,585
MH Comm Program Non-MO HealthNet - FED	PSD	$22,725,852	100%	$22,725,852
MH Comm Program MO HealthNet - FED	PSD	$28,427,726	100%	$28,427,726
Total Request		$51,153,578	100%	$51,153,578
MH Community Program - FED CHIP	PSD	$850,196	100%	$850,196
Total Request		$850,196	100%	$850,196

2. Estimate how much flexibility will be used for the budget year. How much flexibility was used in the Prior Year Budget and the Current Year Budget? Please specify the amount.

PRIOR YEAR ACTUAL AMOUNT OF FLEXIBILITY USED		CURRENT YEAR ESTIMATED AMOUNT OF FLEXIBILITY THAT WILL BE USED	BUDGET REQUEST ESTIMATED AMOUNT OF FLEXIBILITY THAT WILL BE USED
MH Community Program-GR	$2,615,000	Flexibility usage is difficult to estimate at this time.	Flexibility usage is difficult to estimate at this time.
MH Comm Prog CHIP Vax-FED	($2,187,051)		
MH Comm Program Med Match-GR	($4,119,037)		

3. Please explain how flexibility was used in the prior and/or current year.

PRIOR YEAR EXPLAIN ACTUAL USE	CURRENT YEAR EXPLAIN PLANNED USE
In FY 2025, flex was used within the MH Community Program section and the CCBHO MH section to cover provider payments.	Flexibility usage is difficult to estimate at this time.

CORE DECISION ITEM

Dept Of Mental Health
Division of Behavioral Health
CORE - Forensic Mobile Teams

Budget Unit 750167B

Bill Section 10.121

1. CORE FINANCIAL SUMMARY

	FY 2027 Department Request					FY 2027 Governor's Recommended			
	GR	Federal	Other	Total		GR	Federal	Other	Total
PS	1,669,255	0	0	1,669,255	**PS**	0	0	0	0
EE	390,333	0	0	390,333	**EE**	0	0	0	0
PSD	0	0	0	0	**PSD**	0	0	0	0
TRF	0	0	0	0	**TRF**	0	0	0	0
Total	**2,059,588**	**0**	**0**	**2,059,588**	**Total**	**0**	**0**	**0**	**0**
FTE	**18.50**	**0.00**	**0.00**	**18.50**	**FTE**	**0.00**	**0.00**	**0.00**	**0.00**
Est. Fringe	973,590	0	0	973,590	**Est. Fringe**	0	0	0	0

Note: Fringes budgeted in Appropriation Bill 5 except for certain fringes budgeted directly to MoDOT, Highway Patrol, and Conservation.

Note: Fringes budgeted in Appropriation Bill 5 except for certain fringes budgeted directly to MoDOT, Highway Patrol, and Conservation.

2. CORE DESCRIPTION

Due to ever-increasing court referrals, the average time to complete a pre-trial evaluation is currently 75 days. Following the pre-trial evaluation, the average time to admit an individual deemed incompetent to proceed is nearly 14 months.

Funding will be used for Forensic Mobile Teams to provide treatment to clients who are in county jails awaiting court-ordered evaluations pursuant to Chapter 552 RSMo and those who have been court-ordered for competency restoration services in a Division of Behavioral Health (DBH) inpatient facility pursuant to Chapter 552 RSMo. Although the data is incomplete, in FY25, more than 117 individuals were restored by Forensic Mobile Team interventions.

3. PROGRAM LISTING (list programs included in this core funding)

Not applicable

CORE DECISION ITEM

Dept Of Mental Health
Division of Behavioral Health
CORE - Forensic Mobile Teams

Budget Unit 750167B

Bill Section 10.121

4. FINANCIAL HISTORY

	FY 2023 Actual	FY 2024 Actual	FY 2025 Actual	FY 2026 Current Yr. as of 8/31/25
Appropriations (All Funds)	0	0	1,877,004	2,074,588
Less Reverted (All Funds)	0	0	(50,251)	(62,238)
Less Restricted (All Funds)*	0	0	0	0
Less Transfers Out	0	0	0	0
Plus Transfers In	0	0	0	0
Budget Authority (All Funds)	0	0	1,826,753	2,012,350
Actual Expenditures (all Fund	0	0	1,826,752	352,026
Unexpended (All Funds)	0	0	1	1,660,324
Unexpended by Fund:				
General Revenue	0	0	1	1,660,324
Federal	0	0	0	0
Other	0	0	0	0

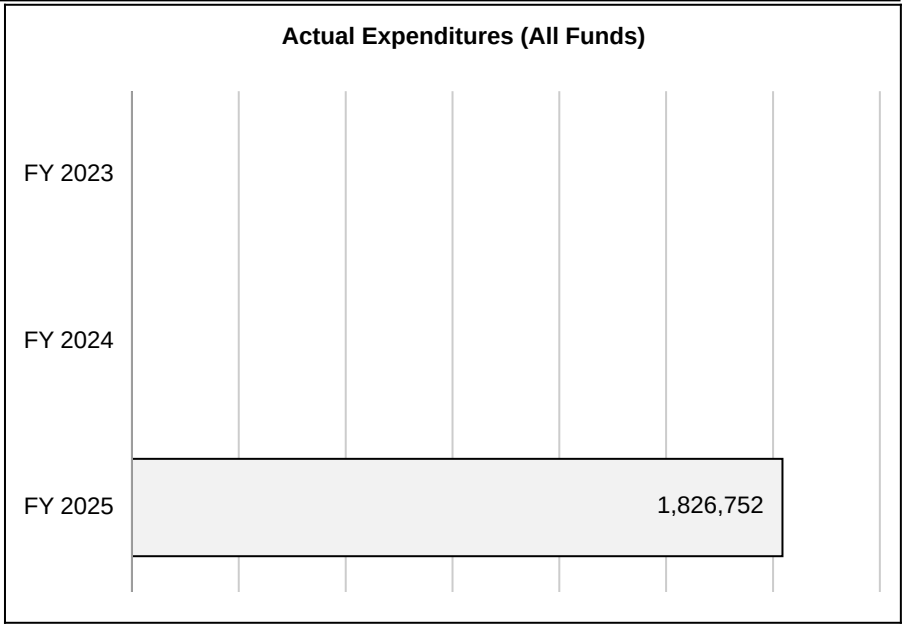

*Restricted amount is as of Sep 1, 2025

Reverted includes the statutory three-percent reserve amount (when applicable).
Restricted includes any Governor's Expenditure Restrictions which remained at the end of the fiscal year (when applicable).

NOTES:

FY 2025 - Newly created section. In FY 2026, three new FTE were added as well as corresponding funding.

CORE DECISION ITEM

Dept Of Mental Health
Division of Behavioral Health
CORE - Forensic Mobile Teams

Budget Unit 750167B

Bill Section 10.121

5. CORE RECONCILIATION DETAIL

	Budget Class	FTE	GR	FED	OTHER	TOTAL	Explanation
TAFP After VETOES							
	PS	18.50	1,669,255	0	0	1,669,255	
	EE	0.00	405,333	0	0	405,333	
	PD	0.00	0	0	0	0	
	TRF	0.00	0	0	0	0	
	Total	**18.50**	**2,074,588**	**0**	**0**	**2,074,588**	
One-Times							
	PS	0.00	0	0	0	0	
	EE	0.00	(15,000)	0	0	(15,000)	
	PD	0.00	0	0	0	0	
	TRF	0.00	0	0	0	0	
	Total	**0.00**	**(15,000)**	**0**	**0**	**(15,000)**	
FY 27 Beginning Core							
	PS	18.50	1,669,255	0	0	1,669,255	
	EE	0.00	390,333	0	0	390,333	
	PD	0.00	0	0	0	0	
	TRF	0.00	0	0	0	0	
	Total	**18.50**	**2,059,588**	**0**	**0**	**2,059,588**	

Department Request Adjustments

CORE DECISION ITEM

Dept Of Mental Health | **Budget Unit 750167B**
Division of Behavioral Health
CORE - Forensic Mobile Teams | **Bill Section 10.121**

			Budget Class	FTE	GR	FED	OTHER	TOTAL	Explanation
Core Reallocation	CRA.75B.018	16721	PS	0.00	0	0	0	0	Reallocation to reflect FY27 planned spending
Core Reallocation	CRA.75B.018	16724	EE	0.00	0	0	0	0	Reallocation to reflect FY27 planned spending
Net Department Request Adjustments				**0.00**	**0**	**0**	**0**	**0**	
Department Request Core									
			PS	18.50	1,669,255	0	0	1,669,255	
			EE	0.00	390,333	0	0	390,333	
			PD	0.00	0	0	0	0	
			TRF	0.00	0	0	0	0	
			Total	**18.50**	**2,059,588**	**0**	**0**	**2,059,588**	
Governor's Recommended Core									
			PS	0.00	0	0	0	0	
			EE	0.00	0	0	0	0	
			PD	0.00	0	0	0	0	
			TRF	0.00	0	0	0	0	
			Total	**0.00**	**0**	**0**	**0**	**0**	

CORE DECISION ITEM

Dept Of Mental Health | **Budget Unit 750167B**
Division of Behavioral Health
CORE - Forensic Mobile Teams | **Bill Section 10.121**

Summary of the Core by Expenditure Types

	FY25 Budget		FY25 Actual		FY26 Budget		FY26 Actual as of 8/31/25		FY27 DTREQ		FY27 GVREC	
Account	**Dollars**	**FTE**	**Dollars**	**FTE**	**Dollars**	**FTE**	**Dollars**	**FTE**	**Dollars**	**FTE**	**Dollars**	**FTE**
Leave Payouts	0	0.00	36	0.00	0	0.00	0	0.00	0	0.00	0	0.00
Benefit Eligible Wages	1,486,671	15.50	1,418,812	14.56	1,669,255	18.50	304,028	3.16	1,669,255	18.50	0	0.00
Planned Hourly Wages	0	0.00	29,281	0.14	0	0.00	8,078	0.04	0	0.00	0	0.00
Total PS	**1,486,671**	**15.50**	**1,448,129**	**14.69**	**1,669,255**	**18.50**	**312,106**	**3.20**	**1,669,255**	**18.50**	**0**	**0.00**
In State Travel	0	0.00	2,219	0.00	0	0.00	610	0.00	2,000	0.00	0	0.00
Supplies	0	0.00	372,922	0.00	15,000	0.00	39,208	0.00	380,000	0.00	0	0.00
Professional Development	0	0.00	92	0.00	0	0.00	0	0.00	0	0.00	0	0.00
Professional Services	390,333	0.00	306	0.00	390,333	0.00	102	0.00	8,333	0.00	0	0.00
Other Equipment	0	0.00	3,083	0.00	0	0.00	0	0.00	0	0.00	0	0.00
Total EE	**390,333**	**0.00**	**378,623**	**0.00**	**405,333**	**0.00**	**39,920**	**0.00**	**390,333**	**0.00**	**0**	**0.00**
Grand Total	**1,877,004**	**15.50**	**1,826,752**	**14.69**	**2,074,588**	**18.50**	**352,026**	**3.20**	**2,059,588**	**18.50**	**0**	**0.00**

CORE DECISION ITEM

Dept Of Mental Health | **Budget Unit 750039B**
Division of Behavioral Health
CORE - FQHC - Mental Health Services | **Bill Section 10.115**

1. CORE FINANCIAL SUMMARY

	FY 2027 Department Request					FY 2027 Governor's Recommended			
	GR	Federal	Other	Total		GR	Federal	Other	Total
PS	0	0	0	0	**PS**	0	0	0	0
EE	0	0	0	0	**EE**	0	0	0	0
PSD	600,000	0	0	600,000	**PSD**	0	0	0	0
TRF	0	0	0	0	**TRF**	0	0	0	0
Total	**600,000**	**0**	**0**	**600,000**	**Total**	**0**	**0**	**0**	**0**
FTE	**0.00**	**0.00**	**0.00**	**0.00**	**FTE**	**0.00**	**0.00**	**0.00**	**0.00**
Est. Fringe	0	0	0	0	**Est. Fringe**	0	0	0	0

Note: Fringes budgeted in Appropriation Bill 5 except for certain fringes budgeted directly to MoDOT, Highway Patrol, and Conservation.

Note: Fringes budgeted in Appropriation Bill 5 except for certain fringes budgeted directly to MoDOT, Highway Patrol, and Conservation.

2. CORE DESCRIPTION

The Division of Behavioral Health (DBH), in partnership with MO HealthNet, allocates funding for psychiatric staff to Jordan Valley (Lebanon) and Sam Rodgers (Kansas City, Lexington and Liberty) Federally Qualified Health Centers (FQHCs). Using medications and evidence-based therapies for community-based services are both successful and cost effective. FQHCs are safety net providers that focus mainly on providing primary care and basic medical services but can also deliver less intensive behavioral health services in an outpatient clinic. FQHCs receive cost-based reimbursement for medically necessary primary health services and qualified preventive health services furnished by an FQHC practitioner.

3. PROGRAM LISTING (list programs included in this core funding)

FQHC Mental Health Services

CORE DECISION ITEM

Dept Of Mental Health
Division of Behavioral Health
CORE - FQHC - Mental Health Services

Budget Unit 750039B

Bill Section 10.115

4. FINANCIAL HISTORY

	FY 2023 Actual	FY 2024 Actual	FY 2025 Actual	FY 2026 Current Yr. as of 8/31/25
Appropriations (All Funds)	550,000	600,000	600,000	600,000
Less Reverted (All Funds)	(16,500)	(18,000)	(18,000)	(18,000)
Less Restricted (All Funds)*	0	0	0	0
Less Transfers Out	0	0	0	0
Plus Transfers In	0	0	0	0
Budget Authority (All Funds)	533,500	582,000	582,000	582,000
Actual Expenditures (all Fund	533,500	582,000	582,000	0
Unexpended (All Funds)	0	0	0	582,000
Unexpended by Fund:				
General Revenue	0	0	0	582,000
Federal	0	0	0	0
Other	0	0	0	0



*Restricted amount is as of Sep 1, 2025

Reverted includes the statutory three-percent reserve amount (when applicable).
Restricted includes any Governor's Expenditure Restrictions which remained at the end of the fiscal year (when applicable).

CORE DECISION ITEM

Dept Of Mental Health | **Budget Unit 750039B**
Division of Behavioral Health
CORE - FQHC - Mental Health Services | **Bill Section 10.115**

5. CORE RECONCILIATION DETAIL

	Budget Class	FTE	GR	FED	OTHER	TOTAL	Explanation
TAFP After VETOES							
	PS	0.00	0	0	0	0	
	EE	0.00	0	0	0	0	
	PD	0.00	600,000	0	0	600,000	
	TRF	0.00	0	0	0	0	
	Total	**0.00**	**600,000**	**0**	**0**	**600,000**	
One-Times							
	PS	0.00	0	0	0	0	
	EE	0.00	0	0	0	0	
	PD	0.00	0	0	0	0	
	TRF	0.00	0	0	0	0	
	Total	**0.00**	**0**	**0**	**0**	**0**	
FY 27 Beginning Core							
	PS	0.00	0	0	0	0	
	EE	0.00	0	0	0	0	
	PD	0.00	600,000	0	0	600,000	
	TRF	0.00	0	0	0	0	
	Total	**0.00**	**600,000**	**0**	**0**	**600,000**	

Department Request Adjustments

CORE DECISION ITEM

Dept Of Mental Health | **Budget Unit 750039B**
Division of Behavioral Health
CORE - FQHC - Mental Health Services | **Bill Section 10.115**

			Budget Class	FTE	GR	FED	OTHER	TOTAL	Explanation
Core Reallocation	CRA.75B.015	17916	PD	0.00	0	0	0	0	Reallocation to reflect FY27 planned spending
Net Department Request Adjustments				**0.00**	**0**	**0**	**0**	**0**	
Department Request Core									
			PS	0.00	0	0	0	0	
			EE	0.00	0	0	0	0	
			PD	0.00	600,000	0	0	600,000	
			TRF	0.00	0	0	0	0	
			Total	**0.00**	**600,000**	**0**	**0**	**600,000**	
Governor's Recommended Core									
			PS	0.00	0	0	0	0	
			EE	0.00	0	0	0	0	
			PD	0.00	0	0	0	0	
			TRF	0.00	0	0	0	0	
			Total	**0.00**	**0**	**0**	**0**	**0**	

CORE DECISION ITEM

Dept Of Mental Health | **Budget Unit 750039B**
Division of Behavioral Health
CORE - FQHC - Mental Health Services | **Bill Section 10.115**

Summary of the Core by Expenditure Types

	FY25 Budget		FY25 Actual		FY26 Budget		FY26 Actual as of 8/31/25		FY27 DTREQ		FY27 GVREC	
Account	**Dollars**	**FTE**	**Dollars**	**FTE**	**Dollars**	**FTE**	**Dollars**	**FTE**	**Dollars**	**FTE**	**Dollars**	**FTE**
Program Disbursements	600,000	0.00	582,000	0.00	600,000	0.00	0	0.00	600,000	0.00	0	0.00
Total PSD	**600,000**	**0.00**	**582,000**	**0.00**	**600,000**	**0.00**	**0**	**0.00**	**600,000**	**0.00**	**0**	**0.00**
Grand Total	**600,000**	**0.00**	**582,000**	**0.00**	**600,000**	**0.00**	**0**	**0.00**	**600,000**	**0.00**	**0**	**0.00**

CORE DECISION ITEM

Dept Of Mental Health | **Budget Unit 750165B**
Division of Behavioral Health
CORE - MOConnect System - Crisis Module | **Bill Section 10.119**

1. CORE FINANCIAL SUMMARY

FY 2027 Department Request

	GR	Federal	Other	Total
PS	0	0	0	0
EE	0	0	0	0
PSD	498,750	0	0	498,750
TRF	0	0	0	0
Total	**498,750**	**0**	**0**	**498,750**
FTE	**0.00**	**0.00**	**0.00**	**0.00**
Est. Fringe	0	0	0	0

Note: Fringes budgeted in Appropriation Bill 5 except for certain fringes budgeted directly to MoDOT, Highway Patrol, and Conservation.

FY 2027 Governor's Recommended

	GR	Federal	Other	Total
PS	0	0	0	0
EE	0	0	0	0
PSD	0	0	0	0
TRF	0	0	0	0
Total	**0**	**0**	**0**	**0**
FTE	**0.00**	**0.00**	**0.00**	**0.00**
Est. Fringe	0	0	0	0

Note: Fringes budgeted in Appropriation Bill 5 except for certain fringes budgeted directly to MoDOT, Highway Patrol, and Conservation.

2. CORE DESCRIPTION

Funding will be used for the MOConnect System for the maintenance and operation of the crisis module, specifically for the crisis continuum including 988, mobile crisis response, and Behavioral Health Crisis Centers (BHCCs) coordination. Aiding in real time response, the crisis module will serve as an air traffic control platform to coordinate incoming crisis calls, texts, chats, and the dispatch of mobile crisis teams statewide.

3. PROGRAM LISTING (list programs included in this core funding)

Not applicable

CORE DECISION ITEM

Dept Of Mental Health | **Budget Unit 750165B**
Division of Behavioral Health
CORE - MOConnect System - Crisis Module | **Bill Section 10.119**

4. FINANCIAL HISTORY

	FY 2023 Actual	FY 2024 Actual	FY 2025 Actual	FY 2026 Current Yr. as of 8/31/25
Appropriations (All Funds)	0	0	498,750	498,750
Less Reverted (All Funds)	0	0	(14,963)	(14,963)
Less Restricted (All Funds)*	0	0	0	0
Less Transfers Out	0	0	0	0
Plus Transfers In	0	0	0	0
Budget Authority (All Funds)	0	0	483,787	483,787
Actual Expenditures (all Fund	0	0	483,787	0
Unexpended (All Funds)	0	0	0	483,787
Unexpended by Fund:				
General Revenue	0	0	0	483,787
Federal	0	0	0	0
Other	0	0	0	0

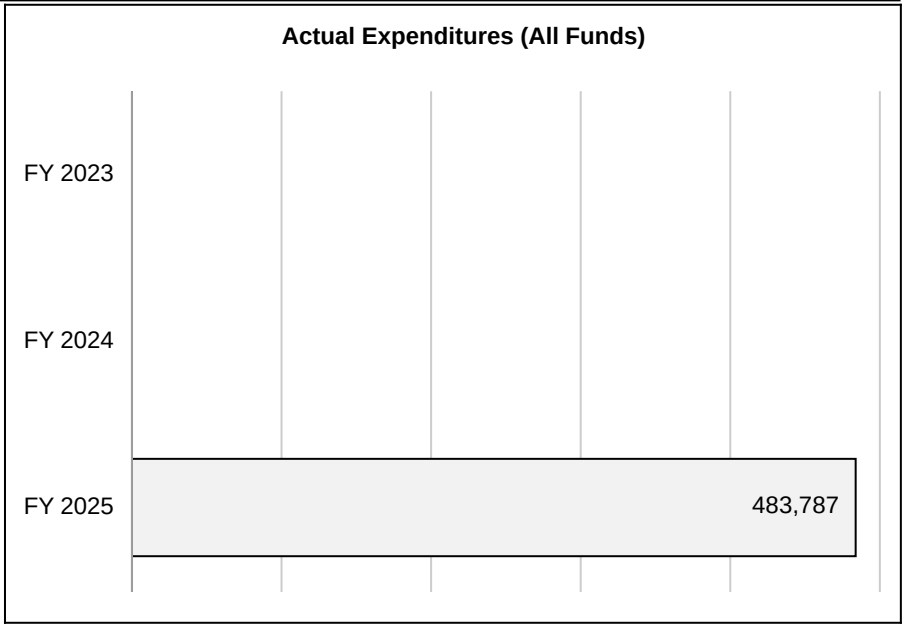

*Restricted amount is as of Sep 1, 2025

Reverted includes the statutory three-percent reserve amount (when applicable).
Restricted includes any Governor's Expenditure Restrictions which remained at the end of the fiscal year (when applicable).

NOTES:

FY 2025 - Funding newly appropriated.

CORE DECISION ITEM

Dept Of Mental Health | **Budget Unit 750165B**
Division of Behavioral Health
CORE - MOConnect System - Crisis Module | **Bill Section 10.119**

5. CORE RECONCILIATION DETAIL

	Budget Class	FTE	GR	FED	OTHER	TOTAL	Explanation
TAFP After VETOES							
	PS	0.00	0	0	0	0	
	EE	0.00	0	0	0	0	
	PD	0.00	498,750	0	0	498,750	
	TRF	0.00	0	0	0	0	
	Total	**0.00**	**498,750**	**0**	**0**	**498,750**	
One-Times							
	PS	0.00	0	0	0	0	
	EE	0.00	0	0	0	0	
	PD	0.00	0	0	0	0	
	TRF	0.00	0	0	0	0	
	Total	**0.00**	**0**	**0**	**0**	**0**	
FY 27 Beginning Core							
	PS	0.00	0	0	0	0	
	EE	0.00	0	0	0	0	
	PD	0.00	498,750	0	0	498,750	
	TRF	0.00	0	0	0	0	
	Total	**0.00**	**498,750**	**0**	**0**	**498,750**	

Department Request Adjustments

CORE DECISION ITEM

Dept Of Mental Health | **Budget Unit 750165B**
Division of Behavioral Health
CORE - MOConnect System - Crisis Module | **Bill Section 10.119**

			Budget Class	FTE	GR	FED	OTHER	TOTAL	Explanation
Core Reallocation	CRA.75B.016	16719	PD	0.00	0	0	0	0	Reallocation to reflect FY27 planned spending
Net Department Request Adjustments				**0.00**	**0**	**0**	**0**	**0**	
Department Request Core									
			PS	0.00	0	0	0	0	
			EE	0.00	0	0	0	0	
			PD	0.00	498,750	0	0	498,750	
			TRF	0.00	0	0	0	0	
			Total	**0.00**	**498,750**	**0**	**0**	**498,750**	
Governor's Recommended Core									
			PS	0.00	0	0	0	0	
			EE	0.00	0	0	0	0	
			PD	0.00	0	0	0	0	
			TRF	0.00	0	0	0	0	
			Total	**0.00**	**0**	**0**	**0**	**0**	

CORE DECISION ITEM

Dept Of Mental Health | **Budget Unit 750165B**
Division of Behavioral Health
CORE - MOConnect System - Crisis Module | **Bill Section 10.119**

Summary of the Core by Expenditure Types

	FY25 Budget		FY25 Actual		FY26 Budget		FY26 Actual as of 8/31/25		FY27 DTREQ		FY27 GVREC	
Account	**Dollars**	**FTE**	**Dollars**	**FTE**	**Dollars**	**FTE**	**Dollars**	**FTE**	**Dollars**	**FTE**	**Dollars**	**FTE**
Program Disbursements	498,750	0.00	483,787	0.00	498,750	0.00	0	0.00	498,750	0.00	0	0.00
Total PSD	**498,750**	**0.00**	**483,787**	**0.00**	**498,750**	**0.00**	**0**	**0.00**	**498,750**	**0.00**	**0**	**0.00**
Grand Total	**498,750**	**0.00**	**483,787**	**0.00**	**498,750**	**0.00**	**0**	**0.00**	**498,750**	**0.00**	**0**	**0.00**

CORE DECISION ITEM

Dept Of Mental Health | **Budget Unit 750166B**
Division of Behavioral Health
CORE - MOConnect System - Referral Module | **Bill Section 10.119**

1. CORE FINANCIAL SUMMARY

FY 2027 Department Request

	GR	Federal	Other	Total
PS	0	0	0	0
EE	0	0	0	0
PSD	498,750	0	0	498,750
TRF	0	0	0	0
Total	**498,750**	**0**	**0**	**498,750**
FTE	**0.00**	**0.00**	**0.00**	**0.00**
Est. Fringe	0	0	0	0

Note: Fringes budgeted in Appropriation Bill 5 except for certain fringes budgeted directly to MoDOT, Highway Patrol, and Conservation.

FY 2027 Governor's Recommended

	GR	Federal	Other	Total
PS	0	0	0	0
EE	0	0	0	0
PSD	0	0	0	0
TRF	0	0	0	0
Total	**0**	**0**	**0**	**0**
FTE	**0.00**	**0.00**	**0.00**	**0.00**
Est. Fringe	0	0	0	0

Note: Fringes budgeted in Appropriation Bill 5 except for certain fringes budgeted directly to MoDOT, Highway Patrol, and Conservation.

2. CORE DESCRIPTION

Funding will be used for the MOConnect System for the maintenance and operation of the referral module.

The registry, referral and resource modules will provide a network for the public and other community stakeholders to access behavioral health services and community assistance resources (e.g., food, housing, transportation, education, legal, etc.). These modules will consist of two primary purposes: 1) A MOConnect branded website to provide general information and services for mental health, substance use disorders, and community assistance resources; and 2) Support a closed referral network connecting community stakeholders (e.g., crisis responders, crisis centers, law enforcement, Dept. of Corrections, Children's Division, etc.) by facilitating real-time, HIPAA-compliant referral transmission and tracking and status updates for referrals to behavioral health services.

3. PROGRAM LISTING (list programs included in this core funding)

Not applicable

CORE DECISION ITEM

Dept Of Mental Health | **Budget Unit 750166B**
Division of Behavioral Health
CORE - MOConnect System - Referral Module | **Bill Section 10.119**

4. FINANCIAL HISTORY

	FY 2023 Actual	FY 2024 Actual	FY 2025 Actual	FY 2026 Current Yr. as of 8/31/25
Appropriations (All Funds)	0	0	498,750	498,750
Less Reverted (All Funds)	0	0	(14,963)	(14,963)
Less Restricted (All Funds)*	0	0	0	0
Less Transfers Out	0	0	0	0
Plus Transfers In	0	0	0	0
Budget Authority (All Funds)	0	0	483,787	483,787
Actual Expenditures (all Fund	0	0	483,787	0
Unexpended (All Funds)	0	0	0	483,787
Unexpended by Fund:				
General Revenue	0	0	0	483,787
Federal	0	0	0	0
Other	0	0	0	0

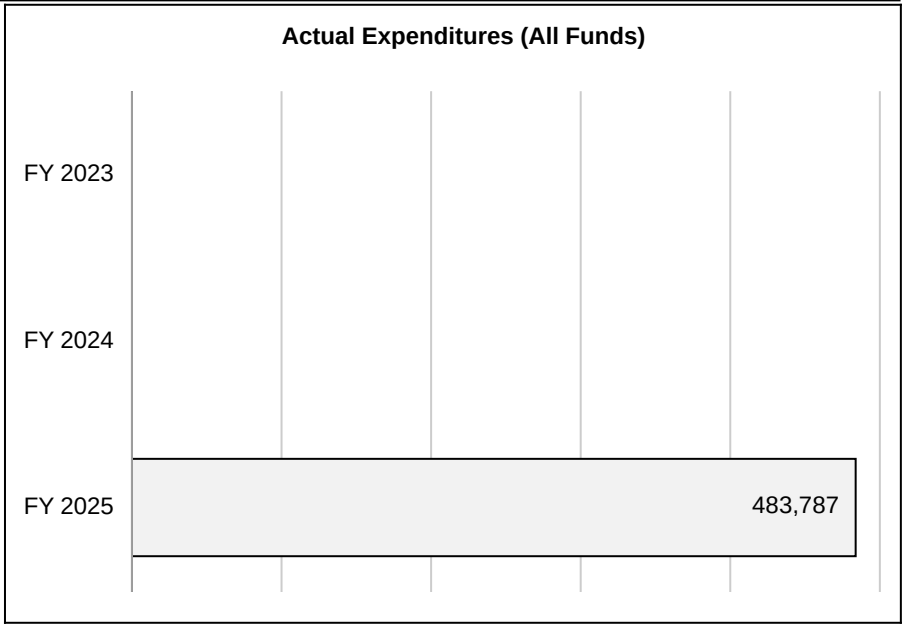

*Restricted amount is as of Sep 1, 2025

Reverted includes the statutory three-percent reserve amount (when applicable).
Restricted includes any Governor's Expenditure Restrictions which remained at the end of the fiscal year (when applicable).

NOTES:

FY 2025 - Funding newly appropriated.

CORE DECISION ITEM

Dept Of Mental Health | **Budget Unit 750166B**
Division of Behavioral Health
CORE - MOConnect System - Referral Module | **Bill Section 10.119**

5. CORE RECONCILIATION DETAIL

	Budget Class	FTE	GR	FED	OTHER	TOTAL	Explanation
TAFP After VETOES							
	PS	0.00	0	0	0	0	
	EE	0.00	0	0	0	0	
	PD	0.00	498,750	0	0	498,750	
	TRF	0.00	0	0	0	0	
	Total	**0.00**	**498,750**	**0**	**0**	**498,750**	
One-Times							
	PS	0.00	0	0	0	0	
	EE	0.00	0	0	0	0	
	PD	0.00	0	0	0	0	
	TRF	0.00	0	0	0	0	
	Total	**0.00**	**0**	**0**	**0**	**0**	
FY 27 Beginning Core							
	PS	0.00	0	0	0	0	
	EE	0.00	0	0	0	0	
	PD	0.00	498,750	0	0	498,750	
	TRF	0.00	0	0	0	0	
	Total	**0.00**	**498,750**	**0**	**0**	**498,750**	

Department Request Adjustments

CORE DECISION ITEM

Dept Of Mental Health | **Budget Unit 750166B**
Division of Behavioral Health
CORE - MOConnect System - Referral Module | **Bill Section 10.119**

			Budget Class	FTE	GR	FED	OTHER	TOTAL	Explanation
Core Reallocation	CRA.75B.016	16720	PD	0.00	0	0	0	0	Reallocation to reflect FY27 planned spending
Net Department Request Adjustments				**0.00**	**0**	**0**	**0**	**0**	
Department Request Core									
			PS	0.00	0	0	0	0	
			EE	0.00	0	0	0	0	
			PD	0.00	498,750	0	0	498,750	
			TRF	0.00	0	0	0	0	
			Total	**0.00**	**498,750**	**0**	**0**	**498,750**	
Governor's Recommended Core									
			PS	0.00	0	0	0	0	
			EE	0.00	0	0	0	0	
			PD	0.00	0	0	0	0	
			TRF	0.00	0	0	0	0	
			Total	**0.00**	**0**	**0**	**0**	**0**	

CORE DECISION ITEM

Dept Of Mental Health | **Budget Unit 750166B**
Division of Behavioral Health
CORE - MOConnect System - Referral Module | **Bill Section 10.119**

Summary of the Core by Expenditure Types

	FY25 Budget		FY25 Actual		FY26 Budget		FY26 Actual as of 8/31/25		FY27 DTREQ		FY27 GVREC	
Account	**Dollars**	**FTE**	**Dollars**	**FTE**	**Dollars**	**FTE**	**Dollars**	**FTE**	**Dollars**	**FTE**	**Dollars**	**FTE**
Program Disbursements	498,750	0.00	483,787	0.00	498,750	0.00	0	0.00	498,750	0.00	0	0.00
Total PSD	**498,750**	**0.00**	**483,787**	**0.00**	**498,750**	**0.00**	**0**	**0.00**	**498,750**	**0.00**	**0**	**0.00**
Grand Total	**498,750**	**0.00**	**483,787**	**0.00**	**498,750**	**0.00**	**0**	**0.00**	**498,750**	**0.00**	**0**	**0.00**

CORE DECISION ITEM

Dept Of Mental Health | **Budget Unit 750131B**
Division of Behavioral Health
CORE - Health Transportation Reimbursement | **Bill Section 10.115**

1. CORE FINANCIAL SUMMARY

FY 2027 Department Request

	GR	Federal	Other	Total
PS	0	0	0	0
EE	0	0	0	0
PSD	5,000,000	0	0	5,000,000
TRF	0	0	0	0
Total	**5,000,000**	**0**	**0**	**5,000,000**
FTE	**0.00**	**0.00**	**0.00**	**0.00**
Est. Fringe	0	0	0	0

Note: Fringes budgeted in Appropriation Bill 5 except for certain fringes budgeted directly to MoDOT, Highway Patrol, and Conservation.

FY 2027 Governor's Recommended

	GR	Federal	Other	Total
PS	0	0	0	0
EE	0	0	0	0
PSD	0	0	0	0
TRF	0	0	0	0
Total	**0**	**0**	**0**	**0**
FTE	**0.00**	**0.00**	**0.00**	**0.00**
Est. Fringe	0	0	0	0

Note: Fringes budgeted in Appropriation Bill 5 except for certain fringes budgeted directly to MoDOT, Highway Patrol, and Conservation.

2. CORE DESCRIPTION

The Division of Behavioral Health (DBH) contracts with community-based providers for treatment and crisis services. Behavioral Health Crisis Centers (BHCCs) are places Missourians can go when in crisis, but there is not always appropriate transportation available. Funds are used to support emergency transportation of individuals in crisis to BHCC's.

3. PROGRAM LISTING (list programs included in this core funding)

Not applicable

CORE DECISION ITEM

Dept Of Mental Health | **Budget Unit 750131B**
Division of Behavioral Health
CORE - Health Transportation Reimbursement | **Bill Section 10.115**

4. FINANCIAL HISTORY

	FY 2023 Actual	FY 2024 Actual	FY 2025 Actual	FY 2026 Current Yr. as of 8/31/25
Appropriations (All Funds)	0	5,000,000	9,000,000	5,000,000
Less Reverted (All Funds)	0	(150,000)	(400,902)	(150,000)
Less Restricted (All Funds)*	0	0	0	0
Less Transfers Out	0	0	0	0
Plus Transfers In	0	0	0	0
Budget Authority (All Funds)	0	4,850,000	8,599,098	4,850,000
Actual Expenditures (all Fund	0	1,101,410	0	0
Unexpended (All Funds)	0	3,748,590	8,599,098	4,850,000
Unexpended by Fund:				
General Revenue	0	3,748,590	8,599,098	4,850,000
Federal	0	0	0	0
Other	0	0	0	0



*Restricted amount is as of Sep 1, 2025

Reverted includes the statutory three-percent reserve amount (when applicable).
Restricted includes any Governor's Expenditure Restrictions which remained at the end of the fiscal year (when applicable).

NOTES:

FY 2024 - Unspent funding due to delays in establishing the contract.
FY 2025 - Newly created section with additional $4 million in one-time funding that was reduced in the FY26 budget. No funding was expended in FY 2025 due to low utilization.

CORE DECISION ITEM

Dept Of Mental Health | **Budget Unit 750131B**
Division of Behavioral Health
CORE - Health Transportation Reimbursement | **Bill Section 10.115**

5. CORE RECONCILIATION DETAIL

	Budget Class	FTE	GR	FED	OTHER	TOTAL	Explanation
TAFP After VETOES							
	PS	0.00	0	0	0	0	
	EE	0.00	0	0	0	0	
	PD	0.00	5,000,000	0	0	5,000,000	
	TRF	0.00	0	0	0	0	
	Total	**0.00**	**5,000,000**	**0**	**0**	**5,000,000**	
One-Times							
	PS	0.00	0	0	0	0	
	EE	0.00	0	0	0	0	
	PD	0.00	0	0	0	0	
	TRF	0.00	0	0	0	0	
	Total	**0.00**	**0**	**0**	**0**	**0**	
FY 27 Beginning Core							
	PS	0.00	0	0	0	0	
	EE	0.00	0	0	0	0	
	PD	0.00	5,000,000	0	0	5,000,000	
	TRF	0.00	0	0	0	0	
	Total	**0.00**	**5,000,000**	**0**	**0**	**5,000,000**	

Department Request Adjustments

CORE DECISION ITEM

Dept Of Mental Health | **Budget Unit 750131B**
Division of Behavioral Health
CORE - Health Transportation Reimbursement | **Bill Section 10.115**

			Budget Class	FTE	GR	FED	OTHER	TOTAL	Explanation
Core Reallocation	CRA.75B.015	14474	PD	0.00	0	0	0	0	Reallocation to reflect FY27 planned spending
Net Department Request Adjustments				**0.00**	**0**	**0**	**0**	**0**	
Department Request Core									
			PS	0.00	0	0	0	0	
			EE	0.00	0	0	0	0	
			PD	0.00	5,000,000	0	0	5,000,000	
			TRF	0.00	0	0	0	0	
			Total	**0.00**	**5,000,000**	**0**	**0**	**5,000,000**	
Governor's Recommended Core									
			PS	0.00	0	0	0	0	
			EE	0.00	0	0	0	0	
			PD	0.00	0	0	0	0	
			TRF	0.00	0	0	0	0	
			Total	**0.00**	**0**	**0**	**0**	**0**	

CORE DECISION ITEM

Dept Of Mental Health | **Budget Unit 750131B**
Division of Behavioral Health
CORE - Health Transportation Reimbursement | **Bill Section 10.115**

Summary of the Core by Expenditure Types

	FY25 Budget		FY25 Actual		FY26 Budget		FY26 Actual as of 8/31/25		FY27 DTREQ		FY27 GVREC	
Account	**Dollars**	**FTE**	**Dollars**	**FTE**	**Dollars**	**FTE**	**Dollars**	**FTE**	**Dollars**	**FTE**	**Dollars**	**FTE**
Program Disbursements	9,000,000	0.00	0	0.00	5,000,000	0.00	0	0.00	5,000,000	0.00	0	0.00
Total PSD	**9,000,000**	**0.00**	**0**	**0.00**	**5,000,000**	**0.00**	**0**	**0.00**	**5,000,000**	**0.00**	**0**	**0.00**
Grand Total	**9,000,000**	**0.00**	**0**	**0.00**	**5,000,000**	**0.00**	**0**	**0.00**	**5,000,000**	**0.00**	**0**	**0.00**

CORE DECISION ITEM

Dept Of Mental Health | **Budget Unit 750146B**
Division of Behavioral Health
CORE - eTMS PTSD Program | **Bill Section 10.115**

1. CORE FINANCIAL SUMMARY

FY 2027 Department Request

	GR	Federal	Other	Total
PS	0	0	0	0
EE	2,117,297	0	2,000,000	4,117,297
PSD	0	0	0	0
TRF	0	0	0	0
Total	**2,117,297**	**0**	**2,000,000**	**4,117,297**
FTE	**0.00**	**0.00**	**0.00**	**0.00**
Est. Fringe	0	0	0	0

Note: Fringes budgeted in Appropriation Bill 5 except for certain fringes budgeted directly to MoDOT, Highway Patrol, and Conservation.

Other Funds: 1705:Opioid Addiction Treatment and Recovery Fund

FY 2027 Governor's Recommended

	GR	Federal	Other	Total
PS	0	0	0	0
EE	0	0	0	0
PSD	0	0	0	0
TRF	0	0	0	0
Total	**0**	**0**	**0**	**0**
FTE	**0.00**	**0.00**	**0.00**	**0.00**
Est. Fringe	0	0	0	0

Note: Fringes budgeted in Appropriation Bill 5 except for certain fringes budgeted directly to MoDOT, Highway Patrol, and Conservation.

2. CORE DESCRIPTION

The Department of Mental Health (DMH) has implemented an electroencephalogram combined transcranial magnetic stimulation (eTMS) pilot program. eTMS treatment protocols have been successful in improving some difficult-to-treat conditions such as Post-Traumatic Stress Disorder (PTSD), Depression, Anxiety, and Sleep Disorders. eTMS is highly customized and generates magnetic waves that gently stimulate specifically targeted areas of the brain. This treatment is non-invasive, painless, and drug-free. The equipment used for eTMS is approved by the Federal Drug Administration (FDA)

3. PROGRAM LISTING (list programs included in this core funding)

Not applicable

CORE DECISION ITEM

Dept Of Mental Health
Division of Behavioral Health
CORE - eTMS PTSD Program

Budget Unit 750146B

Bill Section 10.115

4. FINANCIAL HISTORY

	FY 2023 Actual	FY 2024 Actual	FY 2025 Actual	FY 2026 Current Yr. as of 8/31/25
Appropriations (All Funds)	0	0	4,234,595	4,117,298
Less Reverted (All Funds)	0	0	0	0
Less Restricted (All Funds)*	0	0	0	0
Less Transfers Out	0	0	0	0
Plus Transfers In	0	0	0	0
Budget Authority (All Funds)	0	0	4,234,595	4,117,298
Actual Expenditures (all Fund	0	0	4,081,753	0
Unexpended (All Funds)	0	0	152,842	4,117,298
Unexpended by Fund:				
General Revenue	0	0	0	0
Federal	0	0	152,842	2,117,298
Other	0	0	0	2,000,000

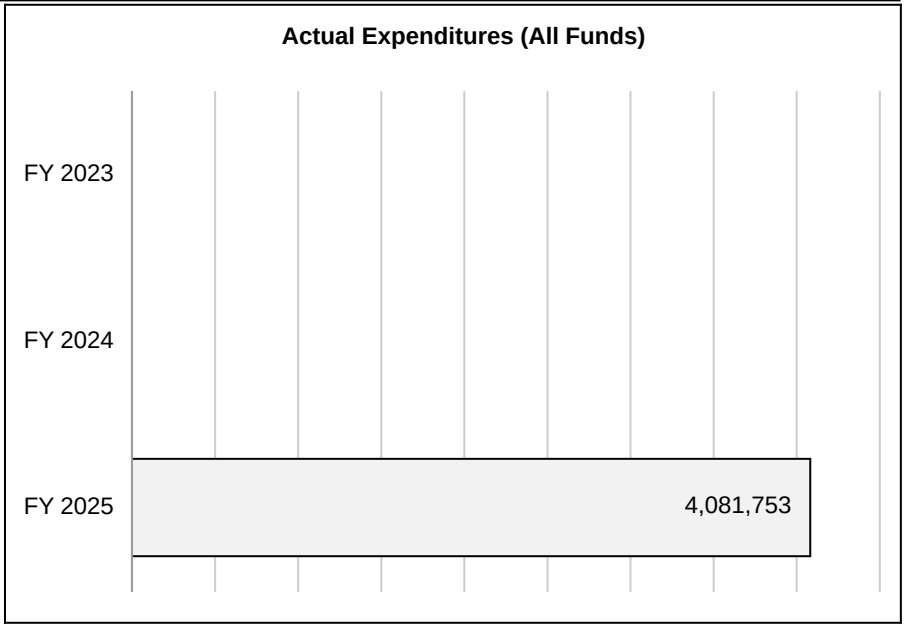

*Restricted amount is as of Sep 1, 2025

Reverted includes the statutory three-percent reserve amount (when applicable).
Restricted includes any Governor's Expenditure Restrictions which remained at the end of the fiscal year (when applicable).

CORE DECISION ITEM

Dept Of Mental Health | **Budget Unit 750146B**
Division of Behavioral Health
CORE - eTMS PTSD Program | **Bill Section 10.115**

5. CORE RECONCILIATION DETAIL

	Budget Class	FTE	GR	FED	OTHER	TOTAL	Explanation
TAFP After VETOES							
	PS	0.00	0	0	0	0	
	EE	0.00	0	2,117,298	2,000,000	4,117,298	
	PD	0.00	0	0	0	0	
	TRF	0.00	0	0	0	0	
	Total	**0.00**	**0**	**2,117,298**	**2,000,000**	**4,117,298**	
One-Times							
	PS	0.00	0	0	0	0	
	EE	0.00	0	0	0	0	
	PD	0.00	0	0	0	0	
	TRF	0.00	0	0	0	0	
	Total	**0.00**	**0**	**0**	**0**	**0**	
FY 27 Beginning Core							
	PS	0.00	0	0	0	0	
	EE	0.00	0	2,117,298	2,000,000	4,117,298	
	PD	0.00	0	0	0	0	
	TRF	0.00	0	0	0	0	
	Total	**0.00**	**0**	**2,117,298**	**2,000,000**	**4,117,298**	

Department Request Adjustments

CORE DECISION ITEM

Dept Of Mental Health
Division of Behavioral Health
CORE - eTMS PTSD Program

Budget Unit 750146B

Bill Section 10.115

			Budget Class	FTE	GR	FED	OTHER	TOTAL	Explanation
Core Reduction	CRD.75B.014	15956	EE	0.00	0	(2,117,298)	0	(2,117,298)	Reduction of eTMS PTSD Program NDI that was partially funded with federal funding.
Core Reallocation	CRA.75B.015	15956	EE	0.00	0	0	0	0	Reallocation to reflect FY27 planned spending
Core Reallocation	CRA.75B.015	20284	EE	0.00	0	0	0	0	Reallocation to reflect FY27 planned spending
Core Reallocation	CRA.75B.048	20283	EE	0.00	2,117,297	0	0	2,117,297	Reallocate from MH Community Programs to eTMS PTSD Program to include all funding in one section.
Net Department Request Adjustments				**0.00**	**2,117,297**	**(2,117,298)**	**0**	**(1)**	
Department Request Core									
			PS	0.00	0	0	0	0	
			EE	0.00	2,117,297	0	2,000,000	4,117,297	
			PD	0.00	0	0	0	0	
			TRF	0.00	0	0	0	0	
			Total	**0.00**	**2,117,297**	**0**	**2,000,000**	**4,117,297**	
Governor's Recommended Core									
			PS	0.00	0	0	0	0	
			EE	0.00	0	0	0	0	
			PD	0.00	0	0	0	0	
			TRF	0.00	0	0	0	0	
			Total	**0.00**	**0**	**0**	**0**	**0**	

CORE DECISION ITEM

Dept Of Mental Health | **Budget Unit 750146B**
Division of Behavioral Health
CORE - eTMS PTSD Program | **Bill Section 10.115**

Summary of the Core by Expenditure Types

	FY25 Budget		FY25 Actual		FY26 Budget		FY26 Actual as of 8/31/25		FY27 DTREQ		FY27 GVREC	
Account	**Dollars**	**FTE**	**Dollars**	**FTE**	**Dollars**	**FTE**	**Dollars**	**FTE**	**Dollars**	**FTE**	**Dollars**	**FTE**
Professional Services	0	0.00	0	0.00	2,117,298	0.00	0	0.00	4,117,297	0.00	0	0.00
Miscellaneous Expenses	0	0.00	0	0.00	2,000,000	0.00	0	0.00	0	0.00	0	0.00
Total EE	**0**	**0.00**	**0**	**0.00**	**4,117,298**	**0.00**	**0**	**0.00**	**4,117,297**	**0.00**	**0**	**0.00**
Program Disbursements	4,234,595	0.00	4,081,753	0.00	0	0.00	0	0.00	0	0.00	0	0.00
Total PSD	**4,234,595**	**0.00**	**4,081,753**	**0.00**	**0**	**0.00**	**0**	**0.00**	**0**	**0.00**	**0**	**0.00**
Grand Total	**4,234,595**	**0.00**	**4,081,753**	**0.00**	**4,117,298**	**0.00**	**0**	**0.00**	**4,117,297**	**0.00**	**0**	**0.00**

CORE DECISION ITEM

Dept Of Mental Health | **Budget Unit 750170B**
Division of Behavioral Health
CORE - DBH Patients Post Discharge | **Bill Section 10.128**

1. CORE FINANCIAL SUMMARY

FY 2027 Department Request

	GR	Federal	Other	Total
PS	0	0	0	0
EE	0	0	0	0
PSD	0	0	0	0
TRF	0	0	0	0
Total	**0**	**0**	**0**	**0**
FTE	**0.00**	**0.00**	**0.00**	**0.00**
Est. Fringe	0	0	0	0

Note: Fringes budgeted in Appropriation Bill 5 except for certain fringes budgeted directly to MoDOT, Highway Patrol, and Conservation.

FY 2027 Governor's Recommended

	GR	Federal	Other	Total
PS	0	0	0	0
EE	0	0	0	0
PSD	0	0	0	0
TRF	0	0	0	0
Total	**0**	**0**	**0**	**0**
FTE	**0.00**	**0.00**	**0.00**	**0.00**
Est. Fringe	0	0	0	0

Note: Fringes budgeted in Appropriation Bill 5 except for certain fringes budgeted directly to MoDOT, Highway Patrol, and Conservation.

2. CORE DESCRIPTION

Funds will be used for the reimbursement of hospitals for individuals who are currently enrolled in a Community Psychiatric Rehabilitation (CPR) program contracted with the Division of Behavioral Health (DBH) who may otherwise be eligible for discharge but cannot be discharged due to a lack of availability within an appropriate community placement. Such hospitals shall provide a request for funding documenting these individuals' lengths of stay beyond intended discharge and efforts to find placement. DBH shall, on a pro-rata basis, provide a per diem reimbursement on an annual basis.

Funding was appropriated in the FY26 budget as one-time funding therefore funding is reduced in FY27.

3. PROGRAM LISTING (list programs included in this core funding)

Not applicable

CORE DECISION ITEM

Dept Of Mental Health | **Budget Unit 750170B**
Division of Behavioral Health
CORE - DBH Patients Post Discharge | **Bill Section 10.128**

4. FINANCIAL HISTORY

	FY 2023 Actual	FY 2024 Actual	FY 2025 Actual	FY 2026 Current Yr. as of 8/31/25
Appropriations (All Funds)	0	0	2,000,000	2,000,000
Less Reverted (All Funds)	0	0	(20,000)	0
Less Restricted (All Funds)*	0	0	0	0
Less Transfers Out	0	0	0	0
Plus Transfers In	0	0	0	0
Budget Authority (All Funds)	0	0	1,980,000	2,000,000
Actual Expenditures (all Fund	0	0	471,747	0
Unexpended (All Funds)	0	0	1,508,253	2,000,000
Unexpended by Fund:				
General Revenue	0	0	1,508,253	2,000,000
Federal	0	0	0	0
Other	0	0	0	0

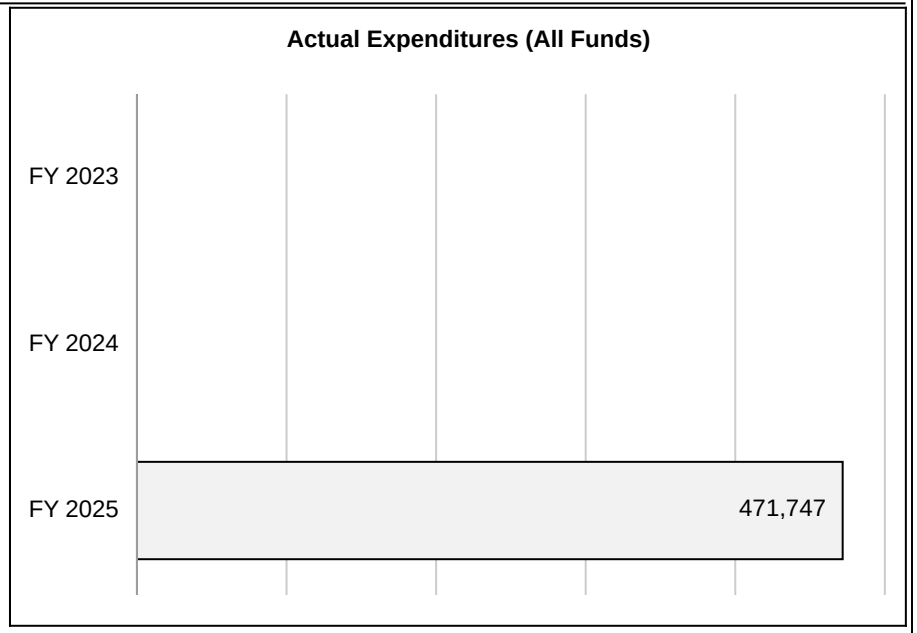

*Restricted amount is as of Sep 1, 2025

Reverted includes the statutory three-percent reserve amount (when applicable).
Restricted includes any Governor's Expenditure Restrictions which remained at the end of the fiscal year (when applicable).

NOTES:

FY 2025 - Newly appropriated in FY 2025. In FY 2026, funding was appropriated as one-time and therefore reduced in FY 2027 budget.

CORE DECISION ITEM

Dept Of Mental Health
Division of Behavioral Health
CORE - DBH Patients Post Discharge

Budget Unit 750170B

Bill Section 10.128

5. CORE RECONCILIATION DETAIL

	Budget Class	FTE	GR	FED	OTHER	TOTAL	Explanation
TAFP After VETOES							
	PS	0.00	0	0	0	0	
	EE	0.00	0	0	0	0	
	PD	0.00	2,000,000	0	0	2,000,000	
	TRF	0.00	0	0	0	0	
	Total	**0.00**	**2,000,000**	**0**	**0**	**2,000,000**	
One-Times							
	PS	0.00	0	0	0	0	
	EE	0.00	0	0	0	0	
	PD	0.00	(2,000,000)	0	0	(2,000,000)	
	TRF	0.00	0	0	0	0	
	Total	**0.00**	**(2,000,000)**	**0**	**0**	**(2,000,000)**	
FY 27 Beginning Core							
	PS	0.00	0	0	0	0	
	EE	0.00	0	0	0	0	
	PD	0.00	0	0	0	0	
	TRF	0.00	0	0	0	0	
	Total	**0.00**	**0**	**0**	**0**	**0**	

Department Request Adjustments

CORE DECISION ITEM

Dept Of Mental Health | **Budget Unit 750170B**
Division of Behavioral Health
CORE - DBH Patients Post Discharge | **Bill Section 10.128**

			Budget Class	FTE	GR	FED	OTHER	TOTAL	Explanation
Core Reallocation	CRA.75B.021	17461	PD	0.00	0	0	0	0	Reallocation to reflect FY27 planned spending
Net Department Request Adjustments				**0.00**	**0**	**0**	**0**	**0**	
Department Request Core									
			PS	0.00	0	0	0	0	
			EE	0.00	0	0	0	0	
			PD	0.00	0	0	0	0	
			TRF	0.00	0	0	0	0	
			Total	**0.00**	**0**	**0**	**0**	**0**	
Governor's Recommended Core									
			PS	0.00	0	0	0	0	
			EE	0.00	0	0	0	0	
			PD	0.00	0	0	0	0	
			TRF	0.00	0	0	0	0	
			Total	**0.00**	**0**	**0**	**0**	**0**	

CORE DECISION ITEM

Dept Of Mental Health | **Budget Unit 750170B**
Division of Behavioral Health
CORE - DBH Patients Post Discharge | **Bill Section 10.128**

Summary of the Core by Expenditure Types

	FY25 Budget		FY25 Actual		FY26 Budget		FY26 Actual as of 8/31/25		FY27 DTREQ		FY27 GVREC	
Account	**Dollars**	**FTE**	**Dollars**	**FTE**	**Dollars**	**FTE**	**Dollars**	**FTE**	**Dollars**	**FTE**	**Dollars**	**FTE**
Program Disbursements	2,000,000	0.00	471,747	0.00	2,000,000	0.00	0	0.00	0	0.00	0	0.00
Total PSD	**2,000,000**	**0.00**	**471,747**	**0.00**	**2,000,000**	**0.00**	**0**	**0.00**	**0**	**0.00**	**0**	**0.00**
Grand Total	**2,000,000**	**0.00**	**471,747**	**0.00**	**2,000,000**	**0.00**	**0**	**0.00**	**0**	**0.00**	**0**	**0.00**

CORE DECISION ITEM

Dept Of Mental Health
Division of Behavioral Health
CORE - 988 Capacity Grant

Budget Unit 750164B

Bill Section 10.139

1. CORE FINANCIAL SUMMARY

FY 2027 Department Request

	GR	Federal	Other	Total
PS	0	0	0	0
EE	0	3,140,197	0	3,140,197
PSD	0	0	0	0
TRF	0	0	0	0
Total	**0**	**3,140,197**	**0**	**3,140,197**
FTE	**0.00**	**0.00**	**0.00**	**0.00**
Est. Fringe	0	0	0	0

Note: Fringes budgeted in Appropriation Bill 5 except for certain fringes budgeted directly to MoDOT, Highway Patrol, and Conservation.

Federal Funds: 1148:Department of Mental Health Federal

FY 2027 Governor's Recommended

	GR	Federal	Other	Total
PS	0	0	0	0
EE	0	0	0	0
PSD	0	0	0	0
TRF	0	0	0	0
Total	**0**	**0**	**0**	**0**
FTE	**0.00**	**0.00**	**0.00**	**0.00**
Est. Fringe	0	0	0	0

Note: Fringes budgeted in Appropriation Bill 5 except for certain fringes budgeted directly to MoDOT, Highway Patrol, and Conservation.

2. CORE DESCRIPTION

The Division of Behavioral Health (DBH) applied for and received the FY 2023 Cooperative Agreements for States and Territories to Improve Local 988 Capacity grant. The federal funding allows the DBH to expand capacity to support and enhance 988 infrastructure; messaging and marketing; data and evaluation; and targeted training for crisis specialists.

3. PROGRAM LISTING (list programs included in this core funding)

Not applicable

CORE DECISION ITEM

Dept Of Mental Health
Division of Behavioral Health
CORE - 988 Capacity Grant

Budget Unit 750164B

Bill Section 10.139

4. FINANCIAL HISTORY

	FY 2023 Actual	FY 2024 Actual	FY 2025 Actual	FY 2026 Current Yr. as of 8/31/25
Appropriations (All Funds)	0	0	3,140,197	3,140,197
Less Reverted (All Funds)	0	0	0	0
Less Restricted (All Funds)*	0	0	0	0
Less Transfers Out	0	0	0	0
Plus Transfers In	0	0	0	0
Budget Authority (All Funds)	0	0	3,140,197	3,140,197
Actual Expenditures (all Fund	0	0	2,996,049	308,334
Unexpended (All Funds)	0	0	144,148	2,831,863
Unexpended by Fund:				
General Revenue	0	0	0	0
Federal	0	0	144,148	2,831,863
Other	0	0	0	0

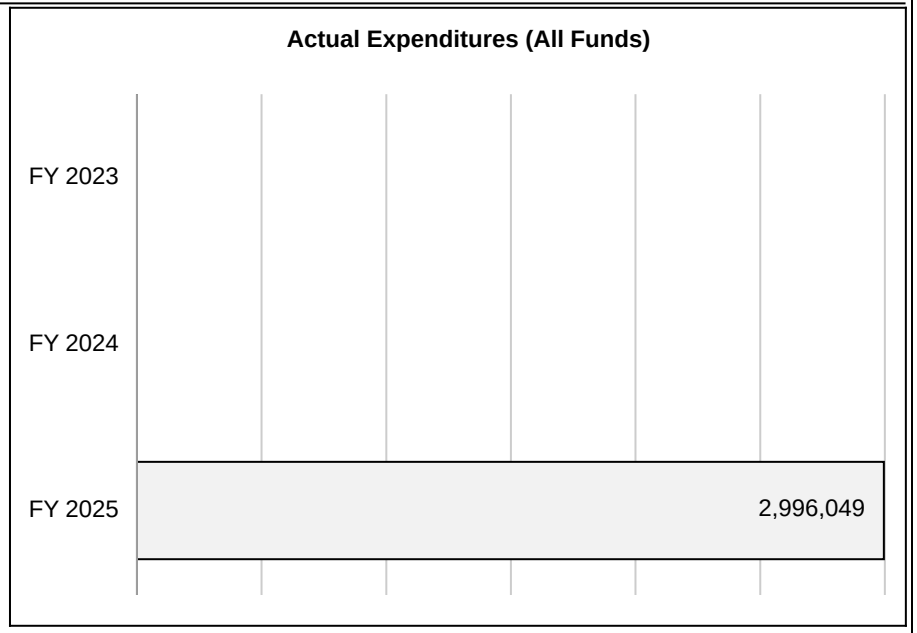

*Restricted amount is as of Sep 1, 2025

Reverted includes the statutory three-percent reserve amount (when applicable).
Restricted includes any Governor's Expenditure Restrictions which remained at the end of the fiscal year (when applicable).

NOTES:

FY 2025 - Funding newly appropriated.

CORE DECISION ITEM

Dept Of Mental Health
Division of Behavioral Health
CORE - 988 Capacity Grant

Budget Unit 750164B

Bill Section 10.139

5. CORE RECONCILIATION DETAIL

	Budget Class	FTE	GR	FED	OTHER	TOTAL	Explanation
TAFP After VETOES							
	PS	0.00	0	0	0	0	
	EE	0.00	0	3,140,197	0	3,140,197	
	PD	0.00	0	0	0	0	
	TRF	0.00	0	0	0	0	
	Total	**0.00**	**0**	**3,140,197**	**0**	**3,140,197**	
One-Times							
	PS	0.00	0	0	0	0	
	EE	0.00	0	0	0	0	
	PD	0.00	0	0	0	0	
	TRF	0.00	0	0	0	0	
	Total	**0.00**	**0**	**0**	**0**	**0**	
FY 27 Beginning Core							
	PS	0.00	0	0	0	0	
	EE	0.00	0	3,140,197	0	3,140,197	
	PD	0.00	0	0	0	0	
	TRF	0.00	0	0	0	0	
	Total	**0.00**	**0**	**3,140,197**	**0**	**3,140,197**	

Department Request Adjustments

CORE DECISION ITEM

Dept Of Mental Health | **Budget Unit 750164B**
Division of Behavioral Health
CORE - 988 Capacity Grant | **Bill Section 10.139**

			Budget Class	FTE	GR	FED	OTHER	TOTAL	Explanation
Core Reallocation	CRA.75B.023	16716	EE	0.00	0	0	0	0	Reallocation to reflect FY27 planned spending
Net Department Request Adjustments				**0.00**	**0**	**0**	**0**	**0**	
Department Request Core									
			PS	0.00	0	0	0	0	
			EE	0.00	0	3,140,197	0	3,140,197	
			PD	0.00	0	0	0	0	
			TRF	0.00	0	0	0	0	
			Total	**0.00**	**0**	**3,140,197**	**0**	**3,140,197**	
Governor's Recommended Core									
			PS	0.00	0	0	0	0	
			EE	0.00	0	0	0	0	
			PD	0.00	0	0	0	0	
			TRF	0.00	0	0	0	0	
			Total	**0.00**	**0**	**0**	**0**	**0**	

CORE DECISION ITEM

Dept Of Mental Health | **Budget Unit 750164B**
Division of Behavioral Health
CORE - 988 Capacity Grant | **Bill Section 10.139**

Summary of the Core by Expenditure Types

	FY25 Budget		FY25 Actual		FY26 Budget		FY26 Actual as of 8/31/25		FY27 DTREQ		FY27 GVREC	
Account	**Dollars**	**FTE**	**Dollars**	**FTE**	**Dollars**	**FTE**	**Dollars**	**FTE**	**Dollars**	**FTE**	**Dollars**	**FTE**
Professional Services	3,140,197	0.00	2,996,049	0.00	3,140,197	0.00	308,334	0.00	3,140,197	0.00	0	0.00
Total EE	**3,140,197**	**0.00**	**2,996,049**	**0.00**	**3,140,197**	**0.00**	**308,334**	**0.00**	**3,140,197**	**0.00**	**0**	**0.00**
Grand Total	**3,140,197**	**0.00**	**2,996,049**	**0.00**	**3,140,197**	**0.00**	**308,334**	**0.00**	**3,140,197**	**0.00**	**0**	**0.00**

CORE DECISION ITEM

Dept Of Mental Health | **Budget Unit 750156B**
Division of Behavioral Health
CORE - 988 Crisis Response Grant | **Bill Section 10.140**

1. CORE FINANCIAL SUMMARY

FY 2027 Department Request

	GR	Federal	Other	Total
PS	0	36,395	0	36,395
EE	0	5,000	0	5,000
PSD	0	0	0	0
TRF	0	0	0	0
Total	**0**	**41,395**	**0**	**41,395**
FTE	**0.00**	**0.00**	**0.00**	**0.00**
Est. Fringe	0	14,638	0	14,638

Note: Fringes budgeted in Appropriation Bill 5 except for certain fringes budgeted directly to MoDOT, Highway Patrol, and Conservation.

Federal Funds: 1148:Department of Mental Health Federal

FY 2027 Governor's Recommended

	GR	Federal	Other	Total
PS	0	0	0	0
EE	0	0	0	0
PSD	0	0	0	0
TRF	0	0	0	0
Total	**0**	**0**	**0**	**0**
FTE	**0.00**	**0.00**	**0.00**	**0.00**
Est. Fringe	0	0	0	0

Note: Fringes budgeted in Appropriation Bill 5 except for certain fringes budgeted directly to MoDOT, Highway Patrol, and Conservation.

2. CORE DESCRIPTION

The Division of Behavioral Health (DBH) applied for and received the FY 2023 Cooperative Agreements for States and Territories to Improve Local 988 Capacity. The federal funding will allow the Department of Mental Health (DMH) to expand capacity to support and enhance 988 infrastructure; messaging and marketing; data and evaluation; and specialized training for crisis specialists. This is continuing authority to support the grant.

3. PROGRAM LISTING (list programs included in this core funding)

Not applicable

CORE DECISION ITEM

Dept Of Mental Health | **Budget Unit 750156B**
Division of Behavioral Health
CORE - 988 Crisis Response Grant | **Bill Section 10.140**

4. FINANCIAL HISTORY

	FY 2023 Actual	FY 2024 Actual	FY 2025 Actual	FY 2026 Current Yr. as of 8/31/25
Appropriations (All Funds)	0	0	40,328	41,395
Less Reverted (All Funds)	0	0	0	0
Less Restricted (All Funds)*	0	0	0	0
Less Transfers Out	0	0	0	0
Plus Transfers In	0	0	0	0
Budget Authority (All Funds)	0	0	40,328	41,395
Actual Expenditures (all Fund	0	0	33,420	6,213
Unexpended (All Funds)	0	0	6,908	35,182
Unexpended by Fund:				
General Revenue	0	0	0	0
Federal	0	0	6,908	35,182
Other	0	0	0	0

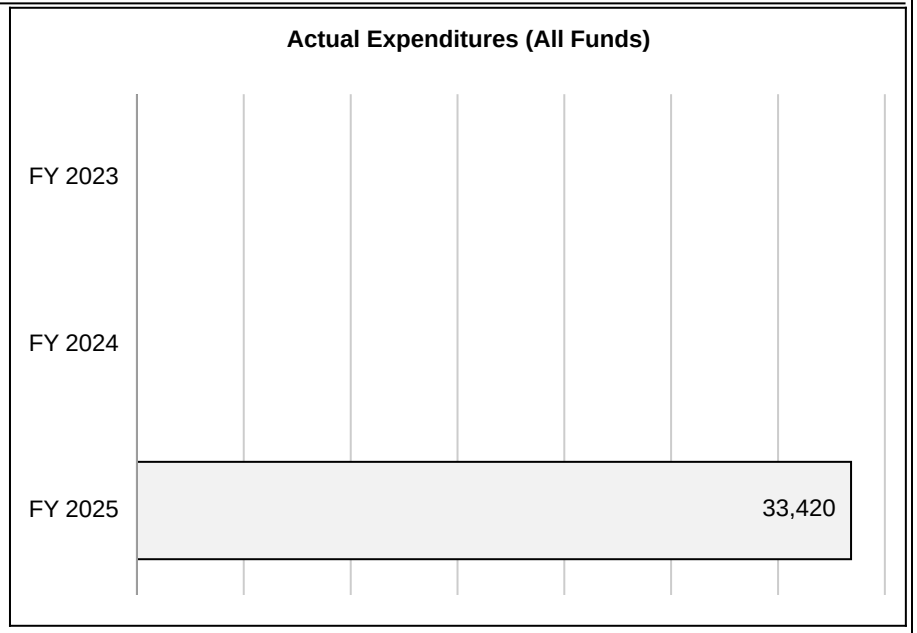

*Restricted amount is as of Sep 1, 2025

Reverted includes the statutory three-percent reserve amount (when applicable).
Restricted includes any Governor's Expenditure Restrictions which remained at the end of the fiscal year (when applicable).

NOTES:

FY 2025 - Funding newly appropriated.

CORE DECISION ITEM

Dept Of Mental Health | **Budget Unit 750156B**
Division of Behavioral Health
CORE - 988 Crisis Response Grant | **Bill Section 10.140**

5. CORE RECONCILIATION DETAIL

	Budget Class	FTE	GR	FED	OTHER	TOTAL	Explanation
TAFP After VETOES							
	PS	0.00	0	36,395	0	36,395	
	EE	0.00	0	5,000	0	5,000	
	PD	0.00	0	0	0	0	
	TRF	0.00	0	0	0	0	
	Total	**0.00**	**0**	**41,395**	**0**	**41,395**	
One-Times							
	PS	0.00	0	0	0	0	
	EE	0.00	0	0	0	0	
	PD	0.00	0	0	0	0	
	TRF	0.00	0	0	0	0	
	Total	**0.00**	**0**	**0**	**0**	**0**	
FY 27 Beginning Core							
	PS	0.00	0	36,395	0	36,395	
	EE	0.00	0	5,000	0	5,000	
	PD	0.00	0	0	0	0	
	TRF	0.00	0	0	0	0	
	Total	**0.00**	**0**	**41,395**	**0**	**41,395**	

Department Request Adjustments

CORE DECISION ITEM

Dept Of Mental Health | **Budget Unit 750156B**
Division of Behavioral Health
CORE - 988 Crisis Response Grant | **Bill Section 10.140**

			Budget Class	FTE	GR	FED	OTHER	TOTAL	Explanation
Core Reallocation	CRA.75B.024	16626	PS	0.00	0	0	0	0	Reallocation to reflect FY27 planned spending
Core Reallocation	CRA.75B.024	16627	EE	0.00	0	0	0	0	Reallocation to reflect FY27 planned spending
Net Department Request Adjustments				**0.00**	**0**	**0**	**0**	**0**	
Department Request Core									
			PS	0.00	0	36,395	0	36,395	
			EE	0.00	0	5,000	0	5,000	
			PD	0.00	0	0	0	0	
			TRF	0.00	0	0	0	0	
			Total	**0.00**	**0**	**41,395**	**0**	**41,395**	
Governor's Recommended Core									
			PS	0.00	0	0	0	0	
			EE	0.00	0	0	0	0	
			PD	0.00	0	0	0	0	
			TRF	0.00	0	0	0	0	
			Total	**0.00**	**0**	**0**	**0**	**0**	

CORE DECISION ITEM

Dept Of Mental Health | **Budget Unit 750156B**
Division of Behavioral Health
CORE - 988 Crisis Response Grant | **Bill Section 10.140**

Summary of the Core by Expenditure Types

	FY25 Budget		FY25 Actual		FY26 Budget		FY26 Actual as of 8/31/25		FY27 DTREQ		FY27 GVREC	
Account	**Dollars**	**FTE**	**Dollars**	**FTE**	**Dollars**	**FTE**	**Dollars**	**FTE**	**Dollars**	**FTE**	**Dollars**	**FTE**
Benefit Eligible Wages	35,328	0.00	33,420	0.46	36,395	0.00	6,213	0.08	36,395	0.00	0	0.00
Total PS	**35,328**	**0.00**	**33,420**	**0.46**	**36,395**	**0.00**	**6,213**	**0.08**	**36,395**	**0.00**	**0**	**0.00**
Professional Services	5,000	0.00	0	0.00	5,000	0.00	0	0.00	5,000	0.00	0	0.00
Total EE	**5,000**	**0.00**	**0**	**0.00**	**5,000**	**0.00**	**0**	**0.00**	**5,000**	**0.00**	**0**	**0.00**
Grand Total	**40,328**	**0.00**	**33,420**	**0.46**	**41,395**	**0.00**	**6,213**	**0.08**	**41,395**	**0.00**	**0**	**0.00**

NEW DECISION ITEM
RANK: 006 OF 13

Mental Health
Behavioral Health
988 Services CTC
DI# NOP.75B.003

Budget Unit 750035B

Bill Section 10.115

1. AMOUNT OF REQUEST

	FY 2027 Department Request					FY 2027 Governor's Recommended			
	GR	Federal	Other	Total		GR	Federal	Other	Total
PS	0	0	0	0	**PS**	0	0	0	0
EE	3,857,560	0	0	3,857,560	**EE**	0	0	0	0
PSD	0	0	0	0	**PSD**	0	0	0	0
TRF	0	0	0	0	**TRF**	0	0	0	0
Total	**3,857,560**	**0**	**0**	**3,857,560**	**Total**	**0**	**0**	**0**	**0**
FTE	**0.00**	**0.00**	**0.00**	**0.00**	**FTE**	**0.00**	**0.00**	**0.00**	**0.00**
Est. Fringe	0	0	0	0	**Est. Fringe**	0	0	0	0

Note: Fringes budgeted in Appropriation Bill 5 except for certain fringes budgeted directly to MoDOT, Highway Patrol, and Conservation.

Note: Fringes budgeted in Appropriation Bill 5 except for certain fringes budgeted directly to MoDOT, Highway Patrol, and Conservation.

2. THIS REQUEST CAN BE CATEGORIZED AS:

Cost to Continue

3. WHY IS THIS FUNDING NEEDED? PROVIDE AN EXPLANATION FOR ITEMS CHECKED IN #2. INCLUDE THE FEDERAL OR STATE STATUTORY OR CONSTITUTIONAL AUTHORIZATION FOR THIS PROGRAM.

NEW DECISION ITEM
RANK: 006 OF 13

Mental Health
Behavioral Health
988 Services CTC
DI# NOP.75B.003

Budget Unit 750035B

Bill Section 10.115

In FY26, the Department of Mental Health (DMH) received this funding as one-time. A cost-to-continue is needed for on-going support of 988.

Since its national launch in July of 2022, the 988 Suicide & Crisis Lifeline has played a vital role in providing rapid access to crisis services for individuals experiencing emotional distress or a mental health, suicide, or substance use crisis.

From FY 2023 to FY 2025, the number of 988 calls, text, and chats answered in Missouri increased by 122%. From July 2024 to June 2025, the percentage of 988 calls answered in Missouri per month averages 94%. This item requests ongoing support for the 988 Crisis Contact Centers to handle the increased call, text, and chat volume.

4. DESCRIBE THE DETAILED ASSUMPTIONS USED TO DERIVE THE SPECIFIC REQUESTED AMOUNT. (How did you determine that the requested number of FTE were appropriate? From what source or standard did you derive the requested levels of funding? Were alternatives such as outsourcing or automation considered? If based on new legislation, does request tie to TAFP fiscal note? If not, explain why. Detail which portions of the request are one-times and how those amounts were calculated.)

DBH is requesting a GR pickup to cover costs of 988 Crisis Contact Centers that was appropriated as one-time in FY26. If not funded, Missouri would be out of compliance with federal regulations and not be able to staff the hotline adequately.

5. BREAK DOWN THE REQUEST BY BUDGET ACCOUNT CLASS, JOB CLASS, AND FUND SOURCE. IDENTIFY ONE-TIME COSTS.

Budget Account Class/Job Class	DTREQ GR DOLLAR	DTREQ GR FTE	DTREQ FED DOLLAR	DTREQ FED FTE	DTREQ OTHER DOLLAR	DTREQ OTHER FTE	DTREQ TOTAL DOLLAR	DTREQ TOTAL FTE	DTREQ One-Time DOLLARS
Total PS	**0**	**0.00**	**0**	**0.00**	**0**	**0.00**	**0**	**0.00**	**0**
640ZZZZ:Professional Services	3,857,560		0		0		3,857,560		0
Total EE	**3,857,560**		**0**		**0**		**3,857,560**		**0**
Total PSD	**0**		**0**		**0**		**0**		**0**
Total TRF	**0**		**0**		**0**		**0**		**0**
Grand Total	**3,857,560**	**0.00**	**0**	**0.00**	**0**	**0.00**	**3,857,560**	**0.00**	**0**

NEW DECISION ITEM
RANK: 006 OF 13

Mental Health
Behavioral Health
988 Services CTC
DI# NOP.75B.003

Budget Unit 750035B

Bill Section 10.115

Budget Account Class/Job Class	GVREC GR DOLLAR	GVREC GR FTE	GVREC FED DOLLAR	GVREC FED FTE	GVREC OTHER DOLLAR	GVREC OTHER FTE	GVREC TOTAL DOLLAR	GVREC TOTAL FTE	GVREC One-Time DOLLARS
Total PS	0	0.00	0	0.00	0	0.00	0	0.00	0
Total EE	0		0		0		0		0
Total PSD	0		0		0		0		0
Total TRF	0		0		0		0		0
Grand Total	0	0.00	0	0.00	0	0.00	0	0.00	0

CORE DECISION ITEM

Dept Of Mental Health | **Budget Unit 750038B**
Division of Behavioral Health
CORE - Mental Health Youth Community Treatment | **Bill Section 10.115**

1. CORE FINANCIAL SUMMARY

FY 2027 Department Request

	GR	Federal	Other	Total
PS	0	0	0	0
EE	0	0	0	0
PSD	3,895,742	6,923,541	1,506,879	12,326,162
TRF	0	0	0	0
Total	**3,895,742**	**6,923,541**	**1,506,879**	**12,326,162**
FTE	**0.00**	**0.00**	**0.00**	**0.00**
Est. Fringe	0	0	0	0

Note: Fringes budgeted in Appropriation Bill 5 except for certain fringes budgeted directly to MoDOT, Highway Patrol, and Conservation.

FY 2027 Governor's Recommended

	GR	Federal	Other	Total
PS	0	0	0	0
EE	0	0	0	0
PSD	0	0	0	0
TRF	0	0	0	0
Total	**0**	**0**	**0**	**0**
FTE	**0.00**	**0.00**	**0.00**	**0.00**
Est. Fringe	0	0	0	0

Note: Fringes budgeted in Appropriation Bill 5 except for certain fringes budgeted directly to MoDOT, Highway Patrol, and Conservation.

Federal Funds: 1148:Department of Mental Health Federal
Other Funds: 1109:Mental Health Interagency Payments Fund
1930:DMH Local Tax Matching Fund

2. CORE DESCRIPTION

The Division of Behavioral Health (DBH) contracts with community-based providers for mental health treatment for youth. Community-based services are both successful and cost effective through the use of medications and evidence-based therapies. Community Psychiatric Rehabilitation (CPR) programs that are designed for children with Serious Emotional Disturbances (SED) are part of Certified Community Behavioral Health Organizations (CCBHOs). The goals of treatment are to decrease adverse effects related to mental health disorders.

3. PROGRAM LISTING (list programs included in this core funding)

Mental Health Youth Community Treatment

CORE DECISION ITEM

Dept Of Mental Health | **Budget Unit 750038B**
Division of Behavioral Health
CORE - Mental Health Youth Community Treatment | **Bill Section 10.115**

4. FINANCIAL HISTORY

	FY 2023 Actual	FY 2024 Actual	FY 2025 Actual	FY 2026 Current Yr. as of 8/31/25
Appropriations (All Funds)	30,283,349	31,457,840	13,708,163	12,826,162
Less Reverted (All Funds)	(5,479)	0	0	0
Less Restricted (All Funds)*	0	0	0	0
Less Transfers Out	(7,551,212)	(4,707,643)	0	0
Plus Transfers In	3,161,286	900,000	0	0
Budget Authority (All Funds)	25,887,944	27,650,197	13,708,163	12,826,162
Actual Expenditures (all Fund	12,762,927	25,491,028	12,241,730	1,419,676
Unexpended (All Funds)	13,125,017	2,159,169	1,466,433	11,406,486
Unexpended by Fund:				
General Revenue	1	0	0	3,410,047
Federal	12,092,670	1,330,669	104,157	5,989,560
Other	1,032,347	828,500	1,362,276	2,006,879

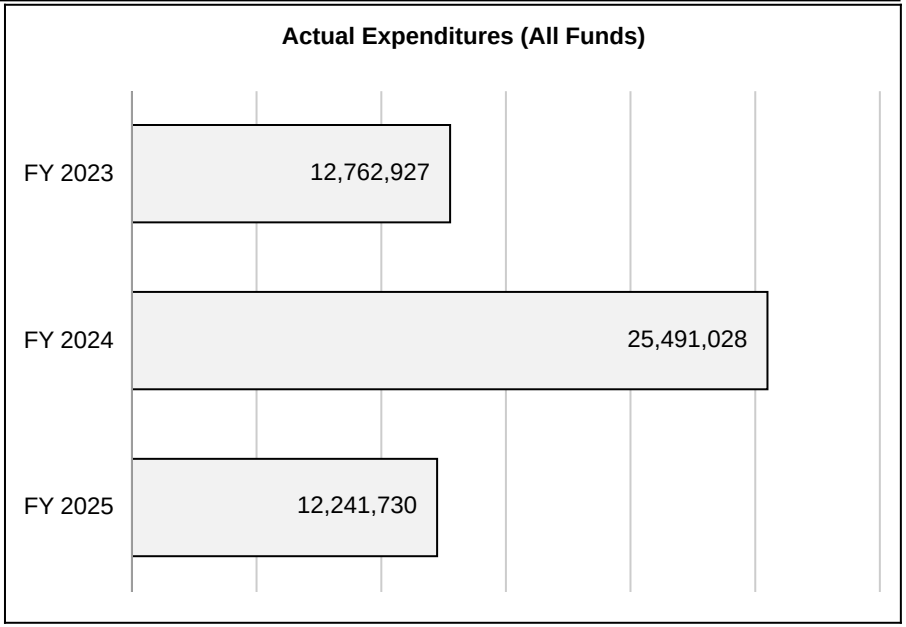

*Restricted amount is as of Sep 1, 2025

Reverted includes the statutory three-percent reserve amount (when applicable).
Restricted includes any Governor's Expenditure Restrictions which remained at the end of the fiscal year (when applicable).

CORE DECISION ITEM

Dept Of Mental Health | **Budget Unit 750038B**
Division of Behavioral Health
CORE - Mental Health Youth Community Treatment | **Bill Section 10.115**

NOTES:

FY 2023 - Lapse was due to unused federal authority due to individuals served were not Medicaid eligible. This eligibility changes frequently, so DBH needs authority to serve Medicaid individuals if they present for treatment.
FY 2025 - Funding reallocated to CCBHO.

CORE DECISION ITEM

Dept Of Mental Health | **Budget Unit 750038B**
Division of Behavioral Health
CORE - Mental Health Youth Community Treatment | **Bill Section 10.115**

5. CORE RECONCILIATION DETAIL

	Budget Class	FTE	GR	FED	OTHER	TOTAL	Explanation
TAFP After VETOES							
	PS	0.00	0	0	0	0	
	EE	0.00	0	0	0	0	
	PD	0.00	3,895,742	6,923,541	2,006,879	12,826,162	
	TRF	0.00	0	0	0	0	
	Total	**0.00**	**3,895,742**	**6,923,541**	**2,006,879**	**12,826,162**	
One-Times							
	PS	0.00	0	0	0	0	
	EE	0.00	0	0	0	0	
	PD	0.00	0	0	0	0	
	TRF	0.00	0	0	0	0	
	Total	**0.00**	**0**	**0**	**0**	**0**	
FY 27 Beginning Core							
	PS	0.00	0	0	0	0	
	EE	0.00	0	0	0	0	
	PD	0.00	3,895,742	6,923,541	2,006,879	12,826,162	
	TRF	0.00	0	0	0	0	
	Total	**0.00**	**3,895,742**	**6,923,541**	**2,006,879**	**12,826,162**	

Department Request Adjustments

CORE DECISION ITEM

Dept Of Mental Health | **Budget Unit 750038B**
Division of Behavioral Health
CORE - Mental Health Youth Community Treatment | **Bill Section 10.115**

			Budget Class	FTE	GR	FED	OTHER	TOTAL	Explanation
Core Reduction	CRD.75B.007	17425	PD	0.00	0	0	(500,000)	(500,000)	Reduction of federal authority to align with anticipated expenditures.
Core Reallocation	CRA.75B.015	12057	PD	0.00	0	0	0	0	Reallocation to reflect FY27 planned spending
Core Reallocation	CRA.75B.015	12059	PD	0.00	0	0	0	0	Reallocation to reflect FY27 planned spending
Core Reallocation	CRA.75B.015	17425	PD	0.00	0	0	0	0	Reallocation to reflect FY27 planned spending
Core Reallocation	CRA.75B.015	13767	PD	0.00	0	0	0	0	Reallocation to reflect FY27 planned spending
Net Department Request Adjustments				**0.00**	**0**	**0**	**(500,000)**	**(500,000)**	
Department Request Core									
			PS	0.00	0	0	0	0	
			EE	0.00	0	0	0	0	
			PD	0.00	3,895,742	6,923,541	1,506,879	12,326,162	
			TRF	0.00	0	0	0	0	
			Total	**0.00**	**3,895,742**	**6,923,541**	**1,506,879**	**12,326,162**	
Governor's Recommended Core									
			PS	0.00	0	0	0	0	
			EE	0.00	0	0	0	0	
			PD	0.00	0	0	0	0	
			TRF	0.00	0	0	0	0	
			Total	**0.00**	**0**	**0**	**0**	**0**	

CORE DECISION ITEM

Dept Of Mental Health | **Budget Unit 750038B**
Division of Behavioral Health
CORE - Mental Health Youth Community Treatment | **Bill Section 10.115**

Summary of the Core by Expenditure Types

	FY25 Budget		FY25 Actual		FY26 Budget		FY26 Actual as of 8/31/25		FY27 DTREQ		FY27 GVREC	
Account	**Dollars**	**FTE**	**Dollars**	**FTE**	**Dollars**	**FTE**	**Dollars**	**FTE**	**Dollars**	**FTE**	**Dollars**	**FTE**
Professional Services	0	0.00	364,873	0.00	0	0.00	305,451	0.00	0	0.00	0	0.00
Total EE	**0**	**0.00**	**364,873**	**0.00**	**0**	**0.00**	**305,451**	**0.00**	**0**	**0.00**	**0**	**0.00**
Program Disbursements	13,708,163	0.00	11,876,857	0.00	12,826,162	0.00	1,114,225	0.00	12,326,162	0.00	0	0.00
Total PSD	**13,708,163**	**0.00**	**11,876,857**	**0.00**	**12,826,162**	**0.00**	**1,114,225**	**0.00**	**12,326,162**	**0.00**	**0**	**0.00**
Grand Total	**13,708,163**	**0.00**	**12,241,730**	**0.00**	**12,826,162**	**0.00**	**1,419,676**	**0.00**	**12,326,162**	**0.00**	**0**	**0.00**

FLEXIBILITY REQUEST FORM

BUDGET UNIT NUMBER:	750038B	**DEPARTMENT:**	Mental Health
BUDGET UNIT NAME:	Youth Community Program	**DIVISION:**	Behavioral Health
HOUSE BILL SECTION:	10.115		

1. Provide the amount by fund of personal service flexibility and the amount by fund of expense and equipment flexibility you are requesting in dollar and percentage terms and explain why the flexibility is needed. If flexibility is being requested among divisions, provide the amount by fund of flexibility you are requesting in dollar and percentage terms and explain why the flexibility is needed.

DEPARTMENT REQUEST

The Division of Behavorial Health (DBH) is requesting 100% flexibility between Youth Community Program HealthNet and Non-MO HealthNet appropriations for FY2027. Also, 50% flexibility for payment of services to Certified Community Behavioral Health Organization (CCBHO) Youth Community Program (YCP) between sections indicated in 10.115 and 10.130. The information below shows a 100% calculation for Youth Community Program MO HealthNet and Non-MO HealthNet FY 2027 budgets.

Section	PS or E&E	Budget	% Flex	Flex Amount
Youth Community Program - GR	PSD	$3,895,742	100%	$3,895,742
Total Request		$3,895,742	100%	$3,895,742
Youth Community Program - FED	PSD	$6,923,541	100%	$6,923,541
Total Request		$6,923,541	100%	$6,923,541

2. Estimate how much flexibility will be used for the budget year. How much flexibility was used in the Prior Year Budget and the Current Year Budget? Please specify the amount.

PRIOR YEAR ACTUAL AMOUNT OF FLEXIBILITY USED	CURRENT YEAR ESTIMATED AMOUNT OF FLEXIBILITY THAT WILL BE USED	BUDGET REQUEST ESTIMATED AMOUNT OF FLEXIBILITY THAT WILL BE USED
None Used.	Flexibility usage is difficult to estimate at this time.	Flexibility usage is difficult to estimate at this time.

3. Please explain how flexibility was used in the prior and/or current year.

PRIOR YEAR EXPLAIN ACTUAL USE	CURRENT YEAR EXPLAIN PLANNED USE
None Used.	Flexibility usage is difficult to estimate at this time.

CORE DECISION ITEM

Dept Of Mental Health | **Budget Unit 750197B**
Division of Behavioral Health
CORE - Adolescent Mental Health Beds | **Bill Section 10.129**

1. CORE FINANCIAL SUMMARY

FY 2027 Department Request

	GR	Federal	Other	Total
PS	0	0	0	0
EE	0	0	0	0
PSD	1,647,000	0	0	1,647,000
TRF	0	0	0	0
Total	**1,647,000**	**0**	**0**	**1,647,000**
FTE	**0.00**	**0.00**	**0.00**	**0.00**
Est. Fringe	0	0	0	0

Note: Fringes budgeted in Appropriation Bill 5 except for certain fringes budgeted directly to MoDOT, Highway Patrol, and Conservation.

FY 2027 Governor's Recommended

	GR	Federal	Other	Total
PS	0	0	0	0
EE	0	0	0	0
PSD	0	0	0	0
TRF	0	0	0	0
Total	**0**	**0**	**0**	**0**
FTE	**0.00**	**0.00**	**0.00**	**0.00**
Est. Fringe	0	0	0	0

Note: Fringes budgeted in Appropriation Bill 5 except for certain fringes budgeted directly to MoDOT, Highway Patrol, and Conservation.

2. CORE DESCRIPTION

Core funding supports the renovation of two inpatient psychiatric units at an outpatient children's clinic in the Kansas City area. The clinic helps children who are demonstrating symptoms of mental illness or dysfunctional behavior. Funding requires a 50/50 match.

3. PROGRAM LISTING (list programs included in this core funding)

Not Applicable

CORE DECISION ITEM

Dept Of Mental Health | **Budget Unit 750197B**
Division of Behavioral Health
CORE - Adolescent Mental Health Beds | **Bill Section 10.129**

4. FINANCIAL HISTORY

	FY 2023 Actual	FY 2024 Actual	FY 2025 Actual	FY 2026 Current Yr. as of 8/31/25
Appropriations (All Funds)	0	0	0	1,647,000
Less Reverted (All Funds)	0	0	0	0
Less Restricted (All Funds)*	0	0	0	0
Less Transfers Out	0	0	0	0
Plus Transfers In	0	0	0	0
Budget Authority (All Funds)	0	0	0	1,647,000
Actual Expenditures (all Fund	0	0	0	0
Unexpended (All Funds)	0	0	0	1,647,000
Unexpended by Fund:				
General Revenue	0	0	0	1,647,000
Federal	0	0	0	0
Other	0	0	0	0

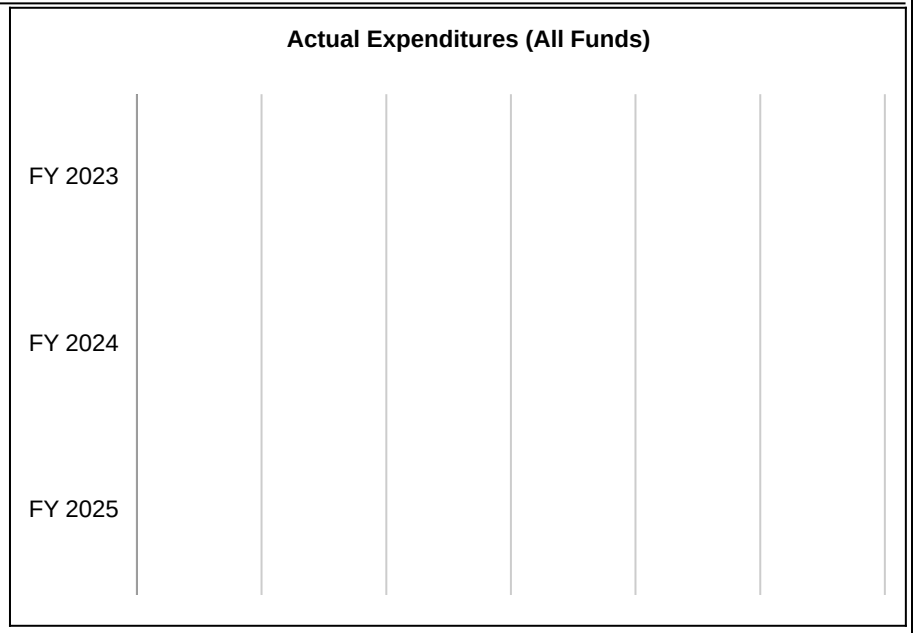

*Restricted amount is as of Sep 1, 2025

Reverted includes the statutory three-percent reserve amount (when applicable).
Restricted includes any Governor's Expenditure Restrictions which remained at the end of the fiscal year (when applicable).

NOTES:

FY 2026 - Funding newly appropriated in FY 2026.

CORE DECISION ITEM

Dept Of Mental Health | **Budget Unit 750197B**
Division of Behavioral Health
CORE - Adolescent Mental Health Beds | **Bill Section 10.129**

5. CORE RECONCILIATION DETAIL

	Budget Class	FTE	GR	FED	OTHER	TOTAL	Explanation
TAFP After VETOES							
	PS	0.00	0	0	0	0	
	EE	0.00	0	0	0	0	
	PD	0.00	1,647,000	0	0	1,647,000	
	TRF	0.00	0	0	0	0	
	Total	**0.00**	**1,647,000**	**0**	**0**	**1,647,000**	
One-Times							
	PS	0.00	0	0	0	0	
	EE	0.00	0	0	0	0	
	PD	0.00	0	0	0	0	
	TRF	0.00	0	0	0	0	
	Total	**0.00**	**0**	**0**	**0**	**0**	
FY 27 Beginning Core							
	PS	0.00	0	0	0	0	
	EE	0.00	0	0	0	0	
	PD	0.00	1,647,000	0	0	1,647,000	
	TRF	0.00	0	0	0	0	
	Total	**0.00**	**1,647,000**	**0**	**0**	**1,647,000**	

Department Request Adjustments

CORE DECISION ITEM

Dept Of Mental Health | **Budget Unit 750197B**
Division of Behavioral Health
CORE - Adolescent Mental Health Beds | **Bill Section 10.129**

	Budget Class	FTE	GR	FED	OTHER	TOTAL	Explanation
Net Department Request Adjustments		**0.00**	**0**	**0**	**0**	**0**	
Department Request Core							
	PS	0.00	0	0	0	0	
	EE	0.00	0	0	0	0	
	PD	0.00	1,647,000	0	0	1,647,000	
	TRF	0.00	0	0	0	0	
	Total	**0.00**	**1,647,000**	**0**	**0**	**1,647,000**	
Governor's Recommended Core							
	PS	0.00	0	0	0	0	
	EE	0.00	0	0	0	0	
	PD	0.00	0	0	0	0	
	TRF	0.00	0	0	0	0	
	Total	**0.00**	**0**	**0**	**0**	**0**	

CORE DECISION ITEM

Dept Of Mental Health | **Budget Unit 750197B**
Division of Behavioral Health
CORE - Adolescent Mental Health Beds | **Bill Section 10.129**

Summary of the Core by Expenditure Types

	FY25 Budget		FY25 Actual		FY26 Budget		FY26 Actual as of 8/31/25		FY27 DTREQ		FY27 GVREC	
Account	**Dollars**	**FTE**	**Dollars**	**FTE**	**Dollars**	**FTE**	**Dollars**	**FTE**	**Dollars**	**FTE**	**Dollars**	**FTE**
Program Disbursements	0	0.00	0	0.00	1,647,000	0.00	0	0.00	1,647,000	0.00	0	0.00
Total PSD	**0**	**0.00**	**0**	**0.00**	**1,647,000**	**0.00**	**0**	**0.00**	**1,647,000**	**0.00**	**0**	**0.00**
Grand Total	**0**	**0.00**	**0**	**0.00**	**1,647,000**	**0.00**	**0**	**0.00**	**1,647,000**	**0.00**	**0**	**0.00**

CORE DECISION ITEM

Dept Of Mental Health | **Budget Unit 750163B**
Division of Behavioral Health
CORE - Maternal Health Access Program | **Bill Section 10.135**

1. CORE FINANCIAL SUMMARY

	FY 2027 Department Request					FY 2027 Governor's Recommended			
	GR	Federal	Other	Total		GR	Federal	Other	Total
PS	0	0	0	0	**PS**	0	0	0	0
EE	0	0	0	0	**EE**	0	0	0	0
PSD	0	750,000	0	750,000	**PSD**	0	0	0	0
TRF	0	0	0	0	**TRF**	0	0	0	0
Total	**0**	**750,000**	**0**	**750,000**	**Total**	**0**	**0**	**0**	**0**
FTE	**0.00**	**0.00**	**0.00**	**0.00**	**FTE**	**0.00**	**0.00**	**0.00**	**0.00**
Est. Fringe	0	0	0	0	**Est. Fringe**	0	0	0	0

Note: Fringes budgeted in Appropriation Bill 5 except for certain fringes budgeted directly to MoDOT, Highway Patrol, and Conservation.

Federal Funds: 1148:Department of Mental Health Federal

2. CORE DESCRIPTION

Maternal mortality in the United States is on the rise. One study ranked Missouri as the 44th worst state for maternal mortality. Missouri's Pregnancy Associated Mortality Review for 2018 to 2022 revealed that the most common cause of pregnancy associated deaths were mental health issues (includes suicide and overdoses). The majority of deaths occurred 43 days to one year postpartum.

The Missouri Department of Mental Health (DMH) received grant funding for Screening and Treatment for Maternal Mental Health and Substance Use Disorders on behalf of a consortium of partners, including the University of Missouri School of Medicine, to implement the Maternal Health Access Program (MHAP). The Maternal Health Access Program is a statewide perinatal psychiatry access program designed to give health care providers the resources they need to identify and manage their patients' perinatal mental and behavioral health conditions. Enrolled providers have free access to consultations with perinatal psychiatrists, as well as care coordination services, trainings, and other educational resources. The target population includes pregnant and postpartum persons in a 15-county area comprised of an eastern region of St. Louis City and the counties of St. Louis, Franklin, Jefferson, Lincoln, St. Charles, and Warren, and a central region including Boone, Cole, Moniteau, Cooper, Howard, Randolph, Audrain, and Callaway counties. Funds are used for universal screenings, training and toolkits for providers and other health care staff, psychiatric consultation and care coordination.

3. PROGRAM LISTING (list programs included in this core funding)

CORE DECISION ITEM

Dept Of Mental Health **Budget Unit 750163B**
Division of Behavioral Health
CORE - Maternal Health Access Program **Bill Section 10.135**

Not applicable

CORE DECISION ITEM

Dept Of Mental Health | **Budget Unit 750163B**
Division of Behavioral Health
CORE - Maternal Health Access Program | **Bill Section 10.135**

4. FINANCIAL HISTORY

	FY 2023 Actual	FY 2024 Actual	FY 2025 Actual	FY 2026 Current Yr. as of 8/31/25
Appropriations (All Funds)	0	0	750,000	750,000
Less Reverted (All Funds)	0	0	0	0
Less Restricted (All Funds)*	0	0	0	0
Less Transfers Out	0	0	0	0
Plus Transfers In	0	750,000	0	0
Budget Authority (All Funds)	0	750,000	750,000	750,000
Actual Expenditures (all Fund	0	439,034	714,675	59,554
Unexpended (All Funds)	0	310,966	35,325	690,446
Unexpended by Fund:				
General Revenue	0	0	0	0
Federal	0	310,966	35,325	690,446
Other	0	0	0	0

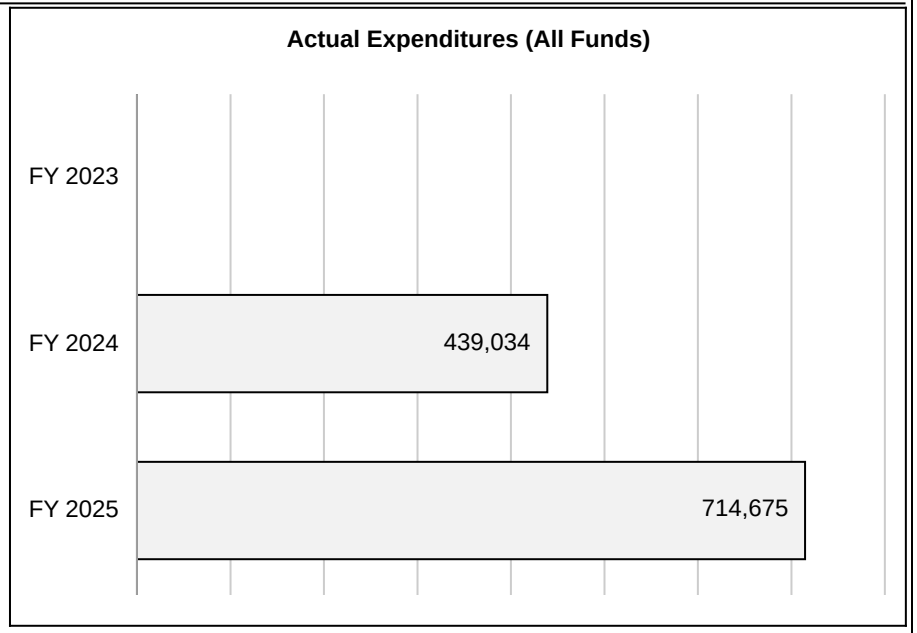

*Restricted amount is as of Sep 1, 2025

Reverted includes the statutory three-percent reserve amount (when applicable).
Restricted includes any Governor's Expenditure Restrictions which remained at the end of the fiscal year (when applicable).

NOTES:

FY 2024 - Funding transferred to appropriation for historical reference.
FY 2025 - Funding newly appropriated.

CORE DECISION ITEM

Dept Of Mental Health | **Budget Unit 750163B**
Division of Behavioral Health
CORE - Maternal Health Access Program | **Bill Section 10.135**

5. CORE RECONCILIATION DETAIL

	Budget Class	FTE	GR	FED	OTHER	TOTAL	Explanation
TAFP After VETOES							
	PS	0.00	0	0	0	0	
	EE	0.00	0	0	0	0	
	PD	0.00	0	750,000	0	750,000	
	TRF	0.00	0	0	0	0	
	Total	**0.00**	**0**	**750,000**	**0**	**750,000**	
One-Times							
	PS	0.00	0	0	0	0	
	EE	0.00	0	0	0	0	
	PD	0.00	0	0	0	0	
	TRF	0.00	0	0	0	0	
	Total	**0.00**	**0**	**0**	**0**	**0**	
FY 27 Beginning Core							
	PS	0.00	0	0	0	0	
	EE	0.00	0	0	0	0	
	PD	0.00	0	750,000	0	750,000	
	TRF	0.00	0	0	0	0	
	Total	**0.00**	**0**	**750,000**	**0**	**750,000**	

Department Request Adjustments

CORE DECISION ITEM

Dept Of Mental Health | **Budget Unit 750163B**
Division of Behavioral Health
CORE - Maternal Health Access Program | **Bill Section 10.135**

	Budget Class	FTE	GR	FED	OTHER	TOTAL	Explanation
Net Department Request Adjustments		**0.00**	**0**	**0**	**0**	**0**	
Department Request Core							
	PS	0.00	0	0	0	0	
	EE	0.00	0	0	0	0	
	PD	0.00	0	750,000	0	750,000	
	TRF	0.00	0	0	0	0	
	Total	**0.00**	**0**	**750,000**	**0**	**750,000**	
Governor's Recommended Core							
	PS	0.00	0	0	0	0	
	EE	0.00	0	0	0	0	
	PD	0.00	0	0	0	0	
	TRF	0.00	0	0	0	0	
	Total	**0.00**	**0**	**0**	**0**	**0**	

CORE DECISION ITEM

Dept Of Mental Health | **Budget Unit 750163B**
Division of Behavioral Health
CORE - Maternal Health Access Program | **Bill Section 10.135**

Summary of the Core by Expenditure Types

	FY25 Budget		FY25 Actual		FY26 Budget		FY26 Actual as of 8/31/25		FY27 DTREQ		FY27 GVREC	
Account	**Dollars**	**FTE**	**Dollars**	**FTE**	**Dollars**	**FTE**	**Dollars**	**FTE**	**Dollars**	**FTE**	**Dollars**	**FTE**
Program Disbursements	750,000	0.00	714,675	0.00	750,000	0.00	59,554	0.00	750,000	0.00	0	0.00
Total PSD	**750,000**	**0.00**	**714,675**	**0.00**	**750,000**	**0.00**	**59,554**	**0.00**	**750,000**	**0.00**	**0**	**0.00**
Grand Total	**750,000**	**0.00**	**714,675**	**0.00**	**750,000**	**0.00**	**59,554**	**0.00**	**750,000**	**0.00**	**0**	**0.00**

CORE DECISION ITEM

Dept Of Mental Health | **Budget Unit 750040B**
Division of Behavioral Health
CORE - CCBHO - Substance Use Disorder | **Bill Section 10.130**

1. CORE FINANCIAL SUMMARY

	FY 2027 Department Request					FY 2027 Governor's Recommended			
	GR	Federal	Other	Total		GR	Federal	Other	Total
PS	0	0	0	0	**PS**	0	0	0	0
EE	0	0	0	0	**EE**	0	0	0	0
PSD	35,373,965	24,890,503	2,000,000	62,264,468	**PSD**	0	0	0	0
TRF	0	0	0	0	**TRF**	0	0	0	0
Total	**35,373,965**	**24,890,503**	**2,000,000**	**62,264,468**	**Total**	**0**	**0**	**0**	**0**
FTE	**0.00**	**0.00**	**0.00**	**0.00**	**FTE**	**0.00**	**0.00**	**0.00**	**0.00**
Est. Fringe	0	0	0	0	**Est. Fringe**	0	0	0	0

Note: Fringes budgeted in Appropriation Bill 5 except for certain fringes budgeted directly to MoDOT, Highway Patrol, and Conservation.

Note: Fringes budgeted in Appropriation Bill 5 except for certain fringes budgeted directly to MoDOT, Highway Patrol, and Conservation.

Federal Funds: 1148:Department of Mental Health Federal
1159:Title XXI Children's Health Insurance Program Federal F

Other Funds: 1245:Compulsive Gaming Prevention Fund

2. CORE DESCRIPTION

Missouri is one of the original eight states selected by the federal Centers for Medicare & Medicaid Services (CMS) and the Substance Abuse and Mental Health Services Administration (SAMHSA) to participate in a demonstration program to implement a Prospective Payment System (PPS) for the purchase of behavioral health services. The PPS is an actuarially sound, cost-based reimbursement method that replaces the Medicaid fee-for-service methodology. Instead, Certified Community Behavioral Health Organizations (CCBHOs) recognized by the Department of Mental Health (DMH) who are in compliance with required federal and state standards receive a single, fixed payment amount for each day that they provide eligible services to a Medicaid-eligible individual. Missouri currently has 20 CCBHOs that are participating in the federal demonstration, covering all 114 counties in the state.

CCBHOs are designed to improve the availability, accessibility, and quality of community behavioral healthcare. Many use same-day or next-day walk-in services to ensure more timely access. Serving adults and youth, CCBHOs integrate behavioral health with physical healthcare, while providing a comprehensive array of services that include crisis intervention, screening, treatment, prevention, peer and family support services, and wellness services for individuals with serious mental illnesses and substance use disorders (SUD). CCBHOs are required to use evidence-based practices. CCBHOs are eligible to receive a value-based payment if they successfully meet or exceed a set of established quality measures.

CORE DECISION ITEM

Dept Of Mental Health | **Budget Unit 750040B**
Division of Behavioral Health
CORE - CCBHO - Substance Use Disorder | **Bill Section 10.130**

3. PROGRAM LISTING (list programs included in this core funding)

Certified Community Behavioral Health Organization Substance Use Disorder

CORE DECISION ITEM

Dept Of Mental Health | **Budget Unit 750040B**
Division of Behavioral Health
CORE - CCBHO - Substance Use Disorder | **Bill Section 10.130**

4. FINANCIAL HISTORY

	FY 2023 Actual	FY 2024 Actual	FY 2025 Actual	FY 2026 Current Yr. as of 8/31/25
Appropriations (All Funds)	55,878,611	60,638,827	62,373,097	68,443,433
Less Reverted (All Funds)	0	0	0	0
Less Restricted (All Funds)*	0	0	0	0
Less Transfers Out	(8,632,748)	(8,353,294)	(7,087,744)	0
Plus Transfers In	3,393,194	1,495,965	3,711,363	200,000
Budget Authority (All Funds)	50,639,057	53,781,498	58,996,716	68,643,433
Actual Expenditures (all Fund	36,455,038	43,317,575	47,279,025	7,541,594
Unexpended (All Funds)	14,184,019	10,463,923	11,717,691	61,101,839
Unexpended by Fund:				
General Revenue	1	0	0	30,440,331
Federal	14,184,019	10,463,923	11,717,691	28,661,508
Other	0	0	0	2,000,000



*Restricted amount is as of Sep 1, 2025

Reverted includes the statutory three-percent reserve amount (when applicable).
Restricted includes any Governor's Expenditure Restrictions which remained at the end of the fiscal year (when applicable).

CORE DECISION ITEM

Dept Of Mental Health | **Budget Unit 750040B**
Division of Behavioral Health
CORE - CCBHO - Substance Use Disorder | **Bill Section 10.130**

NOTES:

FY 2024 - Increase in authority due to CCBHO Medicare Economic Index (MEI), and Utilization Increase. The lapse was due to unused federal authority due to individuals served were not Medicaid eligible. This eligibility changes frequently, so DBH needs authority to serve Medicaid individuals if they present for treatment.
FY 2025 - Increase in authority due to CCBHO Medicare Economic Index (MEI). The lapse was due to unused federal authority due to individuals served were not Medicaid eligible. This eligibility changes frequently, so DBH needs authority to serve Medicaid individuals if they present for treatment.
FY 2026 - Increase in authority is due to Compulsive Gambling Prevention, Utilization, and CCBHO Medicaid Economic Index (MEI).

CORE DECISION ITEM

Dept Of Mental Health | **Budget Unit 750040B**
Division of Behavioral Health
CORE - CCBHO - Substance Use Disorder | **Bill Section 10.130**

5. CORE RECONCILIATION DETAIL

	Budget Class	FTE	GR	FED	OTHER	TOTAL	Explanation
TAFP After VETOES							
	PS	0.00	0	0	0	0	
	EE	0.00	0	0	0	0	
	PD	0.00	35,373,965	31,069,468	2,000,000	68,443,433	
	TRF	0.00	0	0	0	0	
	Total	**0.00**	**35,373,965**	**31,069,468**	**2,000,000**	**68,443,433**	
One-Times							
	PS	0.00	0	0	0	0	
	EE	0.00	0	0	0	0	
	PD	0.00	0	0	0	0	
	TRF	0.00	0	0	0	0	
	Total	**0.00**	**0**	**0**	**0**	**0**	
FY 27 Beginning Core							
	PS	0.00	0	0	0	0	
	EE	0.00	0	0	0	0	
	PD	0.00	35,373,965	31,069,468	2,000,000	68,443,433	
	TRF	0.00	0	0	0	0	
	Total	**0.00**	**35,373,965**	**31,069,468**	**2,000,000**	**68,443,433**	

Department Request Adjustments

CORE DECISION ITEM

Dept Of Mental Health | **Budget Unit 750040B**
Division of Behavioral Health
CORE - CCBHO - Substance Use Disorder | **Bill Section 10.130**

			Budget Class	FTE	GR	FED	OTHER	TOTAL	Explanation
Core Reduction	CRD.75B.008	17594	PD	0.00	0	(6,000,000)	0	(6,000,000)	Reduction of federal authority to align with anticipated expenditures.
Core Reduction	CRD.75B.015	17594	PD	0.00	0	(178,965)	0	(178,965)	Reduction of CCBHO federal authority to align the expenditures with the standard FMAP rate. A corresponding NDI is requested for FY27.
Core Reallocation	CRA.75B.022	17593	PD	0.00	0	0	0	0	Reallocation to reflect FY27 planned spending
Core Reallocation	CRA.75B.022	17595	PD	0.00	0	0	0	0	Reallocation to reflect FY27 planned spending
Core Reallocation	CRA.75B.022	17594	PD	0.00	0	0	0	0	Reallocation to reflect FY27 planned spending
Core Reallocation	CRA.75B.022	17596	PD	0.00	0	0	0	0	Reallocation to reflect FY27 planned spending
Core Reallocation	CRA.75B.022	18787	PD	0.00	0	0	0	0	Reallocation to reflect FY27 planned spending
Net Department Request Adjustments				**0.00**	**0**	**(6,178,965)**	**0**	**(6,178,965)**	
Department Request Core									
			PS	0.00	0	0	0	0	
			EE	0.00	0	0	0	0	
			PD	0.00	35,373,965	24,890,503	2,000,000	62,264,468	
			TRF	0.00	0	0	0	0	
			Total	**0.00**	**35,373,965**	**24,890,503**	**2,000,000**	**62,264,468**	
Governor's Recommended Core									
			PS	0.00	0	0	0	0	
			EE	0.00	0	0	0	0	
			PD	0.00	0	0	0	0	
			TRF	0.00	0	0	0	0	

Total	0.00	0	0	0	0

CORE DECISION ITEM

Dept Of Mental Health | **Budget Unit 750040B**
Division of Behavioral Health
CORE - CCBHO - Substance Use Disorder | **Bill Section 10.130**

Summary of the Core by Expenditure Types

	FY25 Budget		FY25 Actual		FY26 Budget		FY26 Actual as of 8/31/25		FY27 DTREQ		FY27 GVREC	
Account	**Dollars**	**FTE**	**Dollars**	**FTE**	**Dollars**	**FTE**	**Dollars**	**FTE**	**Dollars**	**FTE**	**Dollars**	**FTE**
Program Disbursements	62,373,097	0.00	47,279,025	0.00	68,443,433	0.00	7,541,594	0.00	62,264,468	0.00	0	0.00
Total PSD	**62,373,097**	**0.00**	**47,279,025**	**0.00**	**68,443,433**	**0.00**	**7,541,594**	**0.00**	**62,264,468**	**0.00**	**0**	**0.00**
Grand Total	**62,373,097**	**0.00**	**47,279,025**	**0.00**	**68,443,433**	**0.00**	**7,541,594**	**0.00**	**62,264,468**	**0.00**	**0**	**0.00**

FLEXIBILITY REQUEST FORM

BUDGET UNIT NUMBER:	750040B	**DEPARTMENT:**	Mental Health
BUDGET UNIT NAME:	CCBHO SUD	**DIVISION:**	Behavioral Health
HOUSE BILL SECTION:	10.130		

1. Provide the amount by fund of personal service flexibility and the amount by fund of expense and equipment flexibility you are requesting in dollar and percentage terms and explain why the flexibility is needed. If flexibility is being requested among divisions, provide the amount by fund of flexibility you are requesting in dollar and percentage terms and explain why the flexibility is needed.

DEPARTMENT REQUEST

The Division of Behavioral Health (DBH) is requesting 100% flexibility between Certified Community Behavioral Health Organization (CCBHO) Substance Use Disorder (SUD) MO HealthNet and Non-MO HealthNet appropriations for FY 2027. Also, 50% flexibility for payment of services to CCBHOs between sections indicated in 10.115 and 10.130. The information below shows a 100% calculation for CCBHO SUD MO HealthNet and Non-MO HealthNet FY 2027 budgets.

Section	PS or E&E	Budget	% Flex	Flex Amount
CCBHO SUD Non-MO HealthNet - GR	PSD	$23,495,041	100%	$23,495,041
CCBHO SUD MO HealthNet - GR	PSD	$12,929,865	100%	$12,929,865
Total Request		$36,424,906	100%	$36,424,906
CCBHO SUD Non-MO HealthNet - FED	PSD	$1,100,000	100%	$1,100,000
CCBHO SUD MO HealthNet - FED	PSD	$23,896,586	100%	$23,896,586
Total Request		$24,996,586	100%	$24,996,586
CCBHO SUD - FED CHIP	PSD	$316,457	100%	$316,457
Total Request		$316,457	100%	$316,457

2. Estimate how much flexibility will be used for the budget year. How much flexibility was used in the Prior Year Budget and the Current Year Budget? Please specify the amount.

PRIOR YEAR ACTUAL AMOUNT OF FLEXIBILITY USED		CURRENT YEAR ESTIMATED AMOUNT OF FLEXIBILITY THAT WILL BE USED	BUDGET REQUEST ESTIMATED AMOUNT OF FLEXIBILITY THAT WILL BE USED
CCBHO SUD NM-GR	($500,000)	Flexibility usage is difficult to estimate at this time.	Flexibility usage is difficult to estimate at this time.
CCBHO SUD MED-GR	($4,587,744)		
CCBHO SUD NM-GR	$2,250,000		
CCBHO SUD MED-GR	$1,022,700		
CCBHO SUD - FED CHIP	$438,663		

FLEXIBILITY REQUEST FORM

BUDGET UNIT NUMBER:	750040B	**DEPARTMENT:**	Mental Health
BUDGET UNIT NAME:	CCBHO SUD	**DIVISION:**	Behavioral Health
HOUSE BILL SECTION:	10.130		

3. Please explain how flexibility was used in the prior and/or current year.	
PRIOR YEAR EXPLAIN ACTUAL USE	CURRENT YEAR EXPLAIN PLANNED USE
In FY 2025, flex was used within the CCBHO SUD section, as well as the SUD Treatment section. These transfers were necessary to cover provider payments.	Flexibility usage is difficult to estimate at this time.

CORE DECISION ITEM

Dept Of Mental Health | **Budget Unit 750041B**
Division of Behavioral Health
CORE - CCBHO - Mental Health Adult | **Bill Section 10.130**

1. CORE FINANCIAL SUMMARY

	FY 2027 Department Request					FY 2027 Governor's Recommended			
	GR	Federal	Other	Total		GR	Federal	Other	Total
PS	0	0	0	0	**PS**	0	0	0	0
EE	0	0	0	0	**EE**	0	0	0	0
PSD	187,412,996	275,839,139	189,799	463,441,934	**PSD**	0	0	0	0
TRF	0	0	0	0	**TRF**	0	0	0	0
Total	**187,412,996**	**275,839,139**	**189,799**	**463,441,934**	**Total**	**0**	**0**	**0**	**0**
FTE	**0.00**	**0.00**	**0.00**	**0.00**	**FTE**	**0.00**	**0.00**	**0.00**	**0.00**
Est. Fringe	0	0	0	0	**Est. Fringe**	0	0	0	0

Note: Fringes budgeted in Appropriation Bill 5 except for certain fringes budgeted directly to MoDOT, Highway Patrol, and Conservation.

Note: Fringes budgeted in Appropriation Bill 5 except for certain fringes budgeted directly to MoDOT, Highway Patrol, and Conservation.

Federal Funds: 1148:Department of Mental Health Federal
1159:Title XXI Children's Health Insurance Program Federal F

Other Funds: 1705:Opioid Addiction Treatment and Recovery Fund

2. CORE DESCRIPTION

Missouri is one of the original eight states selected by the federal Centers for Medicare & Medicaid Services (CMS) and the Substance Abuse and Mental Health Services Administration (SAMHSA) to participate in a demonstration program to implement a Prospective Payment System (PPS) for the purchase of behavioral health services. The PPS is an actuarially sound, cost-based reimbursement method that replaces the current Medicaid fee-for-service methodology. Instead, Certified Community Behavioral Health Organizations (CCBHOs) recognized by the Department of Mental Health (DMH) who are in compliance with required federal and state standards receive a single, fixed payment amount for each day that they provide eligible services to a Medicaid-eligible individual. Missouri currently has 20 CCBHOs that are participating in the federal demonstration, covering all 114 counties in the state.

CCBHOs are designed to improve the availability, accessibility, and quality of community behavioral healthcare. Many use same-day or next-day walk-in services to ensure more timely access. Serving adults and youth, CCBHOs integrate behavioral health with physical healthcare, while providing a comprehensive array of services that include crisis intervention, screening, treatment, prevention, peer and family support services, and wellness services for individuals with serious mental illnesses and substance use disorders (SUD). CCBHOs are required to use evidence-based practices,. CCBHOs are eligible to receive a value-based payment if they successfully meet or exceed a set of established quality measures. This core supports services provided to adults.

CORE DECISION ITEM

Dept Of Mental Health **Budget Unit 750041B**
Division of Behavioral Health
CORE - CCBHO - Mental Health Adult **Bill Section 10.130**

3. PROGRAM LISTING (list programs included in this core funding)

Certified Community Behavioral Health Organization Mental Health Adult

CORE DECISION ITEM

Dept Of Mental Health | **Budget Unit 750041B**
Division of Behavioral Health
CORE - CCBHO - Mental Health Adult | **Bill Section 10.130**

4. FINANCIAL HISTORY

	FY 2023 Actual	FY 2024 Actual	FY 2025 Actual	FY 2026 Current Yr. as of 8/31/25
Appropriations (All Funds)	388,506,094	426,904,783	460,553,543	491,444,182
Less Reverted (All Funds)	0	(11,550)	(11,550)	(11,550)
Less Restricted (All Funds)*	0	0	0	0
Less Transfers Out	(82,093,822)	(18,719,986)	(23,587,033)	0
Plus Transfers In	33,892,748	10,285,908	7,880,937	0
Budget Authority (All Funds)	340,305,020	418,459,155	444,835,897	491,432,632
Actual Expenditures (all Fund	333,639,470	414,620,073	385,482,226	72,913,890
Unexpended (All Funds)	6,665,550	3,839,082	59,353,671	418,518,742
Unexpended by Fund:				
General Revenue	0	2,495,914	0	153,830,100
Federal	6,665,550	1,343,168	59,353,671	264,498,843
Other	0	0	0	189,799



*Restricted amount is as of Sep 1, 2025

Reverted includes the statutory three-percent reserve amount (when applicable).
Restricted includes any Governor's Expenditure Restrictions which remained at the end of the fiscal year (when applicable).

CORE DECISION ITEM

Dept Of Mental Health | **Budget Unit 750041B**
Division of Behavioral Health
CORE - CCBHO - Mental Health Adult | **Bill Section 10.130**

NOTES:

FY 2024 - Increase in authority due to 988 Crisis Services, CCBHO Medicare Economic Index (MEI), Utilization Increase, and Youth Behavioral Health Liaisons (YBHLs). Lapse of funds is due to delay in contracting with county jails for competency restoration.
FY 2025 - Increase in authority due to CCBHO Medicare Economic Index (MEI), Behavioral Health Crisis Centers (BHCC), and Residential Alternatives. The lapse was due to unused federal authority due to individuals served were not Medicaid eligible. This eligibility changes frequently, so DBH needs authority to serve Medicaid individuals if they present for treatment. DBH is core reducing $10M in FY 2027.
FY 2026 - Increase in authority due to CCBHO Medicare Economic Index (MEI), Behavioral Health Crisis Centers (BHCC), and Utilization Increase.

CORE DECISION ITEM

Dept Of Mental Health | **Budget Unit 750041B**
Division of Behavioral Health
CORE - CCBHO - Mental Health Adult | **Bill Section 10.130**

5. CORE RECONCILIATION DETAIL

	Budget Class	FTE	GR	FED	OTHER	TOTAL	Explanation
TAFP After VETOES							
	PS	0.00	0	0	0	0	
	EE	0.00	0	0	0	0	
	PD	0.00	187,412,996	303,841,387	189,799	491,444,182	
	TRF	0.00	0	0	0	0	
	Total	**0.00**	**187,412,996**	**303,841,387**	**189,799**	**491,444,182**	
One-Times							
	PS	0.00	0	0	0	0	
	EE	0.00	0	0	0	0	
	PD	0.00	0	0	0	0	
	TRF	0.00	0	0	0	0	
	Total	**0.00**	**0**	**0**	**0**	**0**	
FY 27 Beginning Core							
	PS	0.00	0	0	0	0	
	EE	0.00	0	0	0	0	
	PD	0.00	187,412,996	303,841,387	189,799	491,444,182	
	TRF	0.00	0	0	0	0	
	Total	**0.00**	**187,412,996**	**303,841,387**	**189,799**	**491,444,182**	

Department Request Adjustments

CORE DECISION ITEM

Dept Of Mental Health | **Budget Unit 750041B**
Division of Behavioral Health
CORE - CCBHO - Mental Health Adult | **Bill Section 10.130**

			Budget Class	FTE	GR	FED	OTHER	TOTAL	Explanation
Core Reduction	CRD.75B.008	17600	PD	0.00	0	(10,000,000)	0	(10,000,000)	Reduction of federal authority to align with anticipated expenditures.
Core Reduction	CRD.75B.015	17600	PD	0.00	0	(3,716,534)	0	(3,716,534)	Reduction of CCBHO federal authority to align the expenditures with the standard FMAP rate. A corresponding NDI is requested for FY27.
Core Reduction	CRD.75B.016	17600	PD	0.00	0	(14,285,714)	0	(14,285,714)	Reduction of the Place of Service NDI funded with federal funding. A corresponding NDI is requested for FY27.
Core Reallocation	CRA.75B.022	17599	PD	0.00	0	0	0	0	Reallocation to reflect FY27 planned spending
Core Reallocation	CRA.75B.022	17601	PD	0.00	0	0	0	0	Reallocation to reflect FY27 planned spending
Core Reallocation	CRA.75B.022	14483	PD	0.00	0	0	0	0	Reallocation to reflect FY27 planned spending
Core Reallocation	CRA.75B.022	14485	PD	0.00	0	0	0	0	Reallocation to reflect FY27 planned spending
Core Reallocation	CRA.75B.022	17600	PD	0.00	0	0	0	0	Reallocation to reflect FY27 planned spending
Core Reallocation	CRA.75B.022	17602	PD	0.00	0	0	0	0	Reallocation to reflect FY27 planned spending
Core Reallocation	CRA.75B.022	14621	PD	0.00	0	0	0	0	Reallocation to reflect FY27 planned spending
Core Reallocation	CRA.75B.022	18788	PD	0.00	0	0	0	0	Reallocation to reflect FY27 planned spending
Core Reallocation	CRA.75B.022	20260	PD	0.00	0	0	0	0	Reallocation to reflect FY27 planned spending
Net Department Request Adjustments				**0.00**	**0**	**(28,002,248)**	**0**	**(28,002,248)**	
Department Request Core									
			PS	0.00	0	0	0	0	
			EE	0.00	0	0	0	0	
			PD	0.00	187,412,996	275,839,139	189,799	463,441,934	
			TRF	0.00	0	0	0	0	
			Total	**0.00**	**187,412,996**	**275,839,139**	**189,799**	**463,441,934**	

CORE DECISION ITEM

Dept Of Mental Health | **Budget Unit 750041B**
Division of Behavioral Health
CORE - CCBHO - Mental Health Adult | **Bill Section 10.130**

Governor's Recommended Core

PS	0.00	0	0	0	0
EE	0.00	0	0	0	0
PD	0.00	0	0	0	0
TRF	0.00	0	0	0	0
Total	**0.00**	**0**	**0**	**0**	**0**

CORE DECISION ITEM

Dept Of Mental Health | **Budget Unit 750041B**
Division of Behavioral Health
CORE - CCBHO - Mental Health Adult | **Bill Section 10.130**

Summary of the Core by Expenditure Types

	FY25 Budget		FY25 Actual		FY26 Budget		FY26 Actual as of 8/31/25		FY27 DTREQ		FY27 GVREC	
Account	**Dollars**	**FTE**	**Dollars**	**FTE**	**Dollars**	**FTE**	**Dollars**	**FTE**	**Dollars**	**FTE**	**Dollars**	**FTE**
Supplies	0	0.00	29,397	0.00	0	0.00	0	0.00	0	0.00	0	0.00
Total EE	**0**	**0.00**	**29,397**	**0.00**	**0**	**0.00**	**0**	**0.00**	**0**	**0.00**	**0**	**0.00**
Program Disbursements	460,553,543	0.00	385,452,828	0.00	491,444,182	0.00	72,913,890	0.00	463,441,934	0.00	0	0.00
Total PSD	**460,553,543**	**0.00**	**385,452,828**	**0.00**	**491,444,182**	**0.00**	**72,913,890**	**0.00**	**463,441,934**	**0.00**	**0**	**0.00**
Grand Total	**460,553,543**	**0.00**	**385,482,226**	**0.00**	**491,444,182**	**0.00**	**72,913,890**	**0.00**	**463,441,934**	**0.00**	**0**	**0.00**

FLEXIBILITY REQUEST FORM

BUDGET UNIT NUMBER:	750041B	**DEPARTMENT:**	Mental Health
BUDGET UNIT NAME:	CCBHO MENTAL HEALTH	**DIVISION:**	Behavioral Health
HOUSE BILL SECTION:	10.130		

1. Provide the amount by fund of personal service flexibility and the amount by fund of expense and equipment flexibility you are requesting in dollar and percentage terms and explain why the flexibility is needed. If flexibility is being requested among divisions, provide the amount by fund of flexibility you are requesting in dollar and percentage terms and explain why the flexibility is needed.

DEPARTMENT REQUEST

The Division of Behavioral Health (DBH) is requesting 100% flexibility between Certified Community Behavioral Health Organization (CCBHO) Mental Health (MH) MO HealthNet and Non-MO HealthNet appropriations for FY 2027. Also, 50% flexibility for payment of services to CCBHOs between sections indicated in 10.115 and 10.130. The information below shows a 100% calculation for CCBHO MH MO HealthNet and Non-MO HealthNet FY 2027 budgets.

Section	PS or E&E	Budget	% Flex	Flex Amount
CCBHO MH Non-MO HealthNet - GR	PSD	$67,659,892	100%	$67,659,892
CCBHO MH MO HealthNet - GR	PSD	$143,525,923	100%	$143,525,923
Total Request		$211,185,815	100%	$211,185,815
CCBHO MH Non-MO HealthNet - FED	PSD	$2,194,518	100%	$2,194,518
CCBHO MH MO HealthNet - FED	PSD	$292,877,572	100%	$292,877,572
Total Request		$295,072,090	100%	$295,072,090
CCBHO MH - FED CHIP	PSD	$1,944,319	100%	$1,944,319
Total Request		$1,944,319	100%	$1,944,319

2. Estimate how much flexibility will be used for the budget year. How much flexibility was used in the Prior Year Budget and the Current Year Budget? Please specify the amount.

PRIOR YEAR ACTUAL AMOUNT OF FLEXIBILITY USED		CURRENT YEAR ESTIMATED AMOUNT OF FLEXIBILITY THAT WILL BE USED	BUDGET REQUEST ESTIMATED AMOUNT OF FLEXIBILITY THAT WILL BE USED
CCBHO MH MED-GR	($15,704,680)	Flexibility usage is difficult to estimate at this time.	Flexibility usage is difficult to estimate at this time.
CCBHO MH NM-GR	$7,880,737		

3. Please explain how flexibility was used in the prior and/or current year.

PRIOR YEAR EXPLAIN ACTUAL USE	CURRENT YEAR EXPLAIN PLANNED USE
In FY 2025, flex was used within the CCBHO MH section, as well as the MH section. These transfers were necessary to cover provider payments.	Flexibility usage is difficult to estimate at this time.

CORE DECISION ITEM

Dept Of Mental Health | **Budget Unit 750042B**
Division of Behavioral Health
CORE - CCBHO - Mental Health Youth | **Bill Section 10.130**

1. CORE FINANCIAL SUMMARY

FY 2027 Department Request

	GR	Federal	Other	Total
PS	0	0	0	0
EE	0	0	0	0
PSD	79,241,256	164,947,392	0	244,188,648
TRF	0	0	0	0
Total	**79,241,256**	**164,947,392**	**0**	**244,188,648**
FTE	**0.00**	**0.00**	**0.00**	**0.00**
Est. Fringe	0	0	0	0

Note: Fringes budgeted in Appropriation Bill 5 except for certain fringes budgeted directly to MoDOT, Highway Patrol, and Conservation.

Federal Funds: 1148:Department of Mental Health Federal
1159:Title XXI Children's Health Insurance Program Federal F

FY 2027 Governor's Recommended

	GR	Federal	Other	Total
PS	0	0	0	0
EE	0	0	0	0
PSD	0	0	0	0
TRF	0	0	0	0
Total	**0**	**0**	**0**	**0**
FTE	**0.00**	**0.00**	**0.00**	**0.00**
Est. Fringe	0	0	0	0

Note: Fringes budgeted in Appropriation Bill 5 except for certain fringes budgeted directly to MoDOT, Highway Patrol, and Conservation.

2. CORE DESCRIPTION

Missouri is one of eight states initially selected by the federal Centers for Medicare & Medicaid Services (CMS) and the Substance Abuse and Mental Health Services Administration (SAMHSA) to participate in a demonstration program to implement a Prospective Payment System (PPS) for the purchase of behavioral health services. The PPS is an actuarially sound, cost-based reimbursement method that replaces the current Medicaid fee-for-service system. Instead, Certified Community Behavioral Health Organizations (CCBHOs) recognized by the Department of Mental Health (DMH) who are in compliance with required federal and state standards receive a single, fixed payment amount for each day that they provide eligible services to a Medicaid-eligible individual. Missouri currently has 20 CCBHOs that are participating in the federal demonstration, covering all 114 counties in the state.

CCBHOs are designed to improve the availability, accessibility, and quality of community behavioral healthcare. Many use same-day or next-day walk-in services to ensure more timely access. Serving adults and youth, CCBHOs integrate behavioral health with physical healthcare, while providing a comprehensive array of services that include crisis intervention, screening, treatment, prevention, peer and family support services, and wellness services for individuals with serious mental illnesses and substance use disorders (SUD). CCBHOs are required to use evidence-based practices. CCBHOs are eligible to receive a value-based payment if they successfully meet or exceed a set of established quality measures. This core supports services provided to youth.

CORE DECISION ITEM

Dept Of Mental Health | **Budget Unit 750042B**
Division of Behavioral Health
CORE - CCBHO - Mental Health Youth | **Bill Section 10.130**

3. PROGRAM LISTING (list programs included in this core funding)

Certified Community Behavioral Health Organization Mental Health Youth

CORE DECISION ITEM

Dept Of Mental Health | **Budget Unit 750042B**
Division of Behavioral Health
CORE - CCBHO - Mental Health Youth | **Bill Section 10.130**

4. FINANCIAL HISTORY

	FY 2023 Actual	FY 2024 Actual	FY 2025 Actual	FY 2026 Current Yr. as of 8/31/25
Appropriations (All Funds)	120,646,965	141,512,043	225,792,791	251,855,942
Less Reverted (All Funds)	0	0	0	0
Less Restricted (All Funds)*	0	0	0	0
Less Transfers Out	(2,281,706)	(1,388,138)	(41,369)	0
Plus Transfers In	39,819,996	11,608,752	20,180,773	0
Budget Authority (All Funds)	158,185,255	151,732,657	245,932,195	251,855,942
Actual Expenditures (all Fund	150,592,963	151,402,508	229,636,744	41,662,904
Unexpended (All Funds)	7,592,292	330,149	16,295,451	210,193,038
Unexpended by Fund:				
General Revenue	1	0	0	62,597,637
Federal	7,592,291	330,149	16,295,451	147,595,401
Other	0	0	0	0



*Restricted amount is as of Sep 1, 2025

Reverted includes the statutory three-percent reserve amount (when applicable).
Restricted includes any Governor's Expenditure Restrictions which remained at the end of the fiscal year (when applicable).

CORE DECISION ITEM

Dept Of Mental Health | **Budget Unit 750042B**
Division of Behavioral Health
CORE - CCBHO - Mental Health Youth | **Bill Section 10.130**

NOTES:

FY 2024 - Increase in authority due to CCBHO Medicare Economic Index (MEI), Utilization Increase, and Youth Behavioral Health Liaisons (YBHLs).
FY 2025 - Increase in authority due to CCBHO Medicare Economic Index (MEI), and Utilization Increase. Lapse was due to unused federal authority due to individuals served were not Medicaid eligible. This eligibility changes frequently, so DBH needs authority to serve Medicaid individuals if they present for treatment.

CORE DECISION ITEM

Dept Of Mental Health | **Budget Unit 750042B**
Division of Behavioral Health
CORE - CCBHO - Mental Health Youth | **Bill Section 10.130**

5. CORE RECONCILIATION DETAIL

	Budget Class	FTE	GR	FED	OTHER	TOTAL	Explanation
TAFP After VETOES							
	PS	0.00	0	0	0	0	
	EE	0.00	0	0	0	0	
	PD	0.00	79,241,256	172,614,686	0	251,855,942	
	TRF	0.00	0	0	0	0	
	Total	**0.00**	**79,241,256**	**172,614,686**	**0**	**251,855,942**	
One-Times							
	PS	0.00	0	0	0	0	
	EE	0.00	0	0	0	0	
	PD	0.00	0	0	0	0	
	TRF	0.00	0	0	0	0	
	Total	**0.00**	**0**	**0**	**0**	**0**	
FY 27 Beginning Core							
	PS	0.00	0	0	0	0	
	EE	0.00	0	0	0	0	
	PD	0.00	79,241,256	172,614,686	0	251,855,942	
	TRF	0.00	0	0	0	0	
	Total	**0.00**	**79,241,256**	**172,614,686**	**0**	**251,855,942**	

Department Request Adjustments

CORE DECISION ITEM

Dept Of Mental Health | **Budget Unit 750042B**
Division of Behavioral Health
CORE - CCBHO - Mental Health Youth | **Bill Section 10.130**

			Budget Class	FTE	GR	FED	OTHER	TOTAL	Explanation
Core Reduction	CRD.75B.008	17608	PD	0.00	0	(5,000,000)	0	(5,000,000)	Reduction of federal authority to align with anticipated expenditures.
Core Reduction	CRD.75B.015	17608	PD	0.00	0	(1,667,294)	0	(1,667,294)	Reduction of CCBHO federal authority to align the expenditures with the standard FMAP rate. A corresponding NDI is requested for FY27.
Core Reduction	CRD.75B.017	20449	PD	0.00	0	(1,000,000)	0	(1,000,000)	Reduction of Community Behavioral Health Liaison NDI funded with federal funding. A corresponding NDI is requested for FY27.
Core Reallocation	CRA.75B.022	17605	PD	0.00	0	0	0	0	Reallocation to reflect FY27 planned spending
Core Reallocation	CRA.75B.022	17609	PD	0.00	0	0	0	0	Reallocation to reflect FY27 planned spending
Core Reallocation	CRA.75B.022	17608	PD	0.00	0	0	0	0	Reallocation to reflect FY27 planned spending
Core Reallocation	CRA.75B.022	17610	PD	0.00	0	0	0	0	Reallocation to reflect FY27 planned spending
Core Reallocation	CRA.75B.022	18797	PD	0.00	0	0	0	0	Reallocation to reflect FY27 planned spending
Net Department Request Adjustments				**0.00**	**0**	**(7,667,294)**	**0**	**(7,667,294)**	
Department Request Core									
			PS	0.00	0	0	0	0	
			EE	0.00	0	0	0	0	
			PD	0.00	79,241,256	164,947,392	0	244,188,648	
			TRF	0.00	0	0	0	0	
			Total	**0.00**	**79,241,256**	**164,947,392**	**0**	**244,188,648**	
Governor's Recommended Core									
			PS	0.00	0	0	0	0	
			EE	0.00	0	0	0	0	

PD	0.00	0	0	0	0
TRF	0.00	0	0	0	0
Total	**0.00**	**0**	**0**	**0**	**0**

CORE DECISION ITEM

Dept Of Mental Health | **Budget Unit 750042B**
Division of Behavioral Health
CORE - CCBHO - Mental Health Youth | **Bill Section 10.130**

Summary of the Core by Expenditure Types

	FY25 Budget		FY25 Actual		FY26 Budget		FY26 Actual as of 8/31/25		FY27 DTREQ		FY27 GVREC	
Account	**Dollars**	**FTE**	**Dollars**	**FTE**	**Dollars**	**FTE**	**Dollars**	**FTE**	**Dollars**	**FTE**	**Dollars**	**FTE**
Program Disbursements	225,792,791	0.00	229,636,744	0.00	251,855,942	0.00	41,662,904	0.00	244,188,648	0.00	0	0.00
Total PSD	**225,792,791**	**0.00**	**229,636,744**	**0.00**	**251,855,942**	**0.00**	**41,662,904**	**0.00**	**244,188,648**	**0.00**	**0**	**0.00**
Grand Total	**225,792,791**	**0.00**	**229,636,744**	**0.00**	**251,855,942**	**0.00**	**41,662,904**	**0.00**	**244,188,648**	**0.00**	**0**	**0.00**

FLEXIBILITY REQUEST FORM

BUDGET UNIT NUMBER:	750042B	**DEPARTMENT:**	Mental Health
BUDGET UNIT NAME:	CCBHO YCP	**DIVISION:**	Behavioral Health
HOUSE BILL SECTION:	10.130		

1. Provide the amount by fund of personal service flexibility and the amount by fund of expense and equipment flexibility you are requesting in dollar and percentage terms and explain why the flexibility is needed. If flexibility is being requested among divisions, provide the amount by fund of flexibility you are requesting in dollar and percentage terms and explain why the flexibility is needed.

DEPARTMENT REQUEST

The Division of Behavioral Health (DBH) is requesting 100% flexibility between Certified Community Behavioral Health Organization (CCBHO) Youth Community Program (YCP) MO HealthNet and Non-MO HealthNet appropriations for FY 2027. Also, 50% flexibility for payment of services to CCBHOs between sections indicated in 10.115 and 10.130. The information below shows a 100% calculation for CCBHO YCP MO HealthNet and Non-MO HealthNet FY 2027 budgets.

Section	PS or E&E	Budget	% Flex	Flex Amount
CCBHO YCP Non-MO HealthNet - GR	PSD	$11,642,429	100%	$11,642,429
CCBHO YCP MO HealthNet - GR	PSD	$73,775,700	100%	$73,775,700
CCBHO YCP Med CHIP-GR	PSD	$5,028,281	100%	$5,028,281
Total Request		$90,446,410	100%	$90,446,410
CCBHO YCP Non-MO HealthNet - FED	PSD	$3,719,465	100%	$3,719,465
CCBHO YCP MO HealthNet - FED	PSD	$143,529,212	100%	$143,529,212
Total Request		$147,248,677	100%	$147,248,677
CCBHO YCP - FED CHIP	PSD	$31,038,129	100%	$31,038,129
Total Request		$31,038,129	100%	$31,038,129

2. Estimate how much flexibility will be used for the budget year. How much flexibility was used in the Prior Year Budget and the Current Year Budget? Please specify the amount.

PRIOR YEAR ACTUAL AMOUNT OF FLEXIBILITY USED		CURRENT YEAR ESTIMATED AMOUNT OF FLEXIBILITY THAT WILL BE USED	BUDGET REQUEST ESTIMATED AMOUNT OF FLEXIBILITY THAT WILL BE USED
CCBHO YCP MED - GR	($41,369)	Flexibility usage is difficult to estimate at this time.	Flexibility usage is difficult to estimate at this time.
CCBHO YCP NM - GR	$5,541,369		
CCBHO YCP MED - GR	$4,570,000		

FLEXIBILITY REQUEST FORM

BUDGET UNIT NUMBER:	750042B	**DEPARTMENT:**	Mental Health
BUDGET UNIT NAME:	CCBHO YCP	**DIVISION:**	Behavioral Health
HOUSE BILL SECTION:	10.130		

3. Please explain how flexibility was used in the prior and/or current year.

PRIOR YEAR EXPLAIN ACTUAL USE	CURRENT YEAR EXPLAIN PLANNED USE
In FY 2025, flex was used within the CCBHO YCP section, as well as the YCP Treatment section. These transfers were necessary to cover provider payments.	Flexibility usage is difficult to estimate at this time.

NEW DECISION ITEM
RANK: 010 OF 13

Mental Health
Division of Behavioral Health
Community BH Liaisons
DI# NOP.75B.008

Budget Unit 750042B

Bill Section 10.130

1. AMOUNT OF REQUEST

	FY 2027 Department Request					FY 2027 Governor's Recommended			
	GR	Federal	Other	Total		GR	Federal	Other	Total
PS	0	0	0	0	**PS**	0	0	0	0
EE	0	0	0	0	**EE**	0	0	0	0
PSD	1,000,000	0	0	1,000,000	**PSD**	0	0	0	0
TRF	0	0	0	0	**TRF**	0	0	0	0
Total	**1,000,000**	**0**	**0**	**1,000,000**	**Total**	**0**	**0**	**0**	**0**
FTE	**0.00**	**0.00**	**0.00**	**0.00**	**FTE**	**0.00**	**0.00**	**0.00**	**0.00**
Est. Fringe	0	0	0	0	**Est. Fringe**	0	0	0	0

Note: Fringes budgeted in Appropriation Bill 5 except for certain fringes budgeted directly to MoDOT, Highway Patrol, and Conservation.

Note: Fringes budgeted in Appropriation Bill 5 except for certain fringes budgeted directly to MoDOT, Highway Patrol, and Conservation.

2. THIS REQUEST CAN BE CATEGORIZED AS:

GR Pick Up

3. WHY IS THIS FUNDING NEEDED? PROVIDE AN EXPLANATION FOR ITEMS CHECKED IN #2. INCLUDE THE FEDERAL OR STATE STATUTORY OR CONSTITUTIONAL AUTHORIZATION FOR THIS PROGRAM.

This NDI request is to provide ongoing support of Youth Behavioral Health Liaisons (YBHL) that enhance collaborative; community-based services provided to youth. YBHLs work directly with children who have mental health issues or who use substances. They connect these vulnerable children and their families to the right kind of resources. YBHLs will work to divert youth from inpatient hospitalization and out-of-home placements such as residential treatment centers, juvenile detention, and jail, while supporting youth in natural family and/or community-based settings.

4. DESCRIBE THE DETAILED ASSUMPTIONS USED TO DERIVE THE SPECIFIC REQUESTED AMOUNT. (How did you determine that the requested number of FTE were

NEW DECISION ITEM
RANK: 010 OF 13

Mental Health
Division of Behavioral Health
Community BH Liaisons
DI# NOP.75B.008

Budget Unit 750042B

Bill Section 10.130

appropriate? From what source or standard did you derive the requested levels of funding? Were alternatives such as outsourcing or automation considered? If based on new legislation, does request tie to TAFP fiscal note? If not, explain why. Detail which portions of the request are one-times and how those amounts were calculated.)

Funding is for eight Youth Behavioral Health Liaisons appropriated in FY 2026 using one-time federal Children's Health Insurance Program (CHIP) cash. The federal revenue to support this item is no longer available, therefore DMH is requesting a pickup with General Revenue (GR) to continue services.

5. BREAK DOWN THE REQUEST BY BUDGET ACCOUNT CLASS, JOB CLASS, AND FUND SOURCE. IDENTIFY ONE-TIME COSTS.

Budget Account Class/Job Class	DTREQ GR DOLLAR	DTREQ GR FTE	DTREQ FED DOLLAR	DTREQ FED FTE	DTREQ OTHER DOLLAR	DTREQ OTHER FTE	DTREQ TOTAL DOLLAR	DTREQ TOTAL FTE	DTREQ One-Time DOLLARS
Total PS	**0**	**0.00**	**0**	**0.00**	**0**	**0.00**	**0**	**0.00**	**0**
Total EE	**0**		**0**		**0**		**0**		**0**
680ZZZZ:Program Disbursements	1,000,000		0		0		1,000,000		0
Total PSD	**1,000,000**		**0**		**0**		**1,000,000**		**0**
Total TRF	**0**		**0**		**0**		**0**		**0**
Grand Total	**1,000,000**	**0.00**	**0**	**0.00**	**0**	**0.00**	**1,000,000**	**0.00**	**0**

Budget Account Class/Job Class	GVREC GR DOLLAR	GVREC GR FTE	GVREC FED DOLLAR	GVREC FED FTE	GVREC OTHER DOLLAR	GVREC OTHER FTE	GVREC TOTAL DOLLAR	GVREC TOTAL FTE	GVREC One-Time DOLLARS
Total PS	**0**	**0.00**	**0**	**0.00**	**0**	**0.00**	**0**	**0.00**	**0**
Total EE	**0**		**0**		**0**		**0**		**0**
Total PSD	**0**		**0**		**0**		**0**		**0**
Total TRF	**0**		**0**		**0**		**0**		**0**
Grand Total	**0**	**0.00**	**0**	**0.00**	**0**	**0.00**	**0**	**0.00**	**0**

CORE DECISION ITEM

Dept Of Mental Health | **Budget Unit 750195B**
Division of Behavioral Health
CORE - Youth Resiliency Campus | **Bill Section 10.115**

1. CORE FINANCIAL SUMMARY

FY 2027 Department Request

	GR	Federal	Other	Total
PS	0	0	0	0
EE	0	0	0	0
PSD	850,000	1,000,000	0	1,850,000
TRF	0	0	0	0
Total	**850,000**	**1,000,000**	**0**	**1,850,000**
FTE	**0.00**	**0.00**	**0.00**	**0.00**
Est. Fringe	0	0	0	0

Note: Fringes budgeted in Appropriation Bill 5 except for certain fringes budgeted directly to MoDOT, Highway Patrol, and Conservation.

Federal Funds: 1148:Department of Mental Health Federal

FY 2027 Governor's Recommended

	GR	Federal	Other	Total
PS	0	0	0	0
EE	0	0	0	0
PSD	0	0	0	0
TRF	0	0	0	0
Total	**0**	**0**	**0**	**0**
FTE	**0.00**	**0.00**	**0.00**	**0.00**
Est. Fringe	0	0	0	0

Note: Fringes budgeted in Appropriation Bill 5 except for certain fringes budgeted directly to MoDOT, Highway Patrol, and Conservation.

2. CORE DESCRIPTION

This funding will support a youth resiliency campus in Greene County. It will be a place for youth and families to access behavioral health care 24/7. The local Youth Behavioral Crisis Center will provide crisis stabilization for teens between the ages of 13 and 17. Referrals for ongoing care and direct admission into other campus programs will be available. In order to offer the different levels of care the youth and families need, the campus will feature clinical and community-based outpatient services, an intensive outpatient program, and partial hospitalization.

3. PROGRAM LISTING (list programs included in this core funding)

Not Applicable

CORE DECISION ITEM

Dept Of Mental Health | **Budget Unit 750195B**
Division of Behavioral Health
CORE - Youth Resiliency Campus | **Bill Section 10.115**

4. FINANCIAL HISTORY

	FY 2023 Actual	FY 2024 Actual	FY 2025 Actual	FY 2026 Current Yr. as of 8/31/25
Appropriations (All Funds)	0	0	0	1,850,000
Less Reverted (All Funds)	0	0	0	0
Less Restricted (All Funds)*	0	0	0	0
Less Transfers Out	0	0	0	0
Plus Transfers In	0	0	0	0
Budget Authority (All Funds)	0	0	0	1,850,000
Actual Expenditures (all Fund	0	0	0	0
Unexpended (All Funds)	0	0	0	1,850,000
Unexpended by Fund:				
General Revenue	0	0	0	850,000
Federal	0	0	0	1,000,000
Other	0	0	0	0

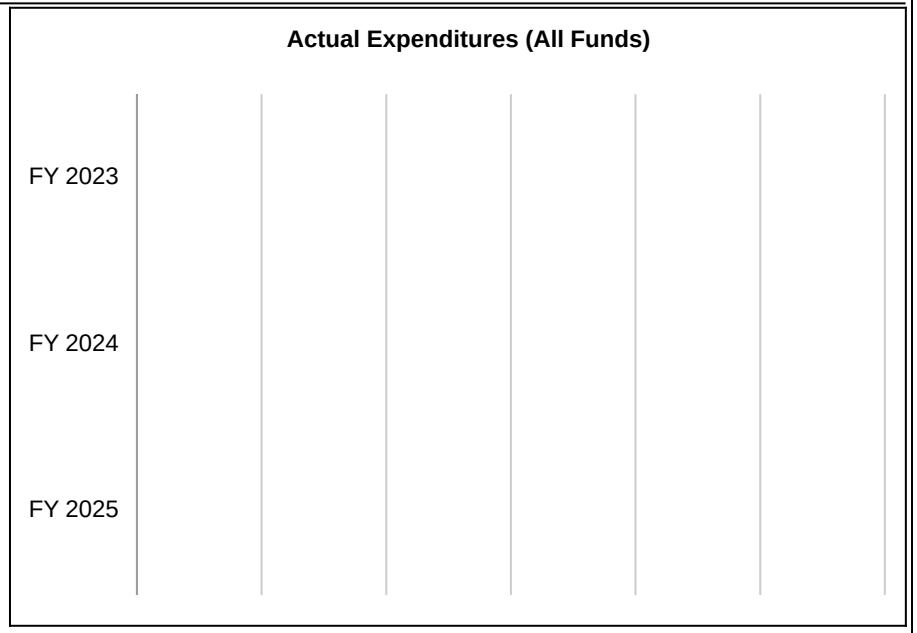

*Restricted amount is as of Sep 1, 2025

Reverted includes the statutory three-percent reserve amount (when applicable).
Restricted includes any Governor's Expenditure Restrictions which remained at the end of the fiscal year (when applicable).

NOTES:

FY 2026 - Funding newly appropriated in FY 2026.

CORE DECISION ITEM

Dept Of Mental Health | **Budget Unit 750195B**
Division of Behavioral Health
CORE - Youth Resiliency Campus | **Bill Section 10.115**

5. CORE RECONCILIATION DETAIL

	Budget Class	FTE	GR	FED	OTHER	TOTAL	Explanation
TAFP After VETOES							
	PS	0.00	0	0	0	0	
	EE	0.00	0	0	0	0	
	PD	0.00	850,000	1,000,000	0	1,850,000	
	TRF	0.00	0	0	0	0	
	Total	**0.00**	**850,000**	**1,000,000**	**0**	**1,850,000**	
One-Times							
	PS	0.00	0	0	0	0	
	EE	0.00	0	0	0	0	
	PD	0.00	0	0	0	0	
	TRF	0.00	0	0	0	0	
	Total	**0.00**	**0**	**0**	**0**	**0**	
FY 27 Beginning Core							
	PS	0.00	0	0	0	0	
	EE	0.00	0	0	0	0	
	PD	0.00	850,000	1,000,000	0	1,850,000	
	TRF	0.00	0	0	0	0	
	Total	**0.00**	**850,000**	**1,000,000**	**0**	**1,850,000**	

Department Request Adjustments

CORE DECISION ITEM

Dept Of Mental Health | **Budget Unit 750195B**
Division of Behavioral Health
CORE - Youth Resiliency Campus | **Bill Section 10.115**

			Budget Class	FTE	GR	FED	OTHER	TOTAL	Explanation
Core Reallocation	CRA.75B.015	20437	PD	0.00	0	0	0	0	Reallocation to reflect FY27 planned spending
Core Reallocation	CRA.75B.015	20438	PD	0.00	0	0	0	0	Reallocation to reflect FY27 planned spending
Core Reallocation	CRA.75B.015	20439	PD	0.00	0	0	0	0	Reallocation to reflect FY27 planned spending
Net Department Request Adjustments				**0.00**	**0**	**0**	**0**	**0**	
Department Request Core									
			PS	0.00	0	0	0	0	
			EE	0.00	0	0	0	0	
			PD	0.00	850,000	1,000,000	0	1,850,000	
			TRF	0.00	0	0	0	0	
			Total	**0.00**	**850,000**	**1,000,000**	**0**	**1,850,000**	
Governor's Recommended Core									
			PS	0.00	0	0	0	0	
			EE	0.00	0	0	0	0	
			PD	0.00	0	0	0	0	
			TRF	0.00	0	0	0	0	
			Total	**0.00**	**0**	**0**	**0**	**0**	

CORE DECISION ITEM

Dept Of Mental Health | **Budget Unit 750195B**
Division of Behavioral Health
CORE - Youth Resiliency Campus | **Bill Section 10.115**

Summary of the Core by Expenditure Types

	FY25 Budget		FY25 Actual		FY26 Budget		FY26 Actual as of 8/31/25		FY27 DTREQ		FY27 GVREC	
Account	**Dollars**	**FTE**	**Dollars**	**FTE**	**Dollars**	**FTE**	**Dollars**	**FTE**	**Dollars**	**FTE**	**Dollars**	**FTE**
Program Disbursements	0	0.00	0	0.00	1,850,000	0.00	0	0.00	1,850,000	0.00	0	0.00
Total PSD	**0**	**0.00**	**0**	**0.00**	**1,850,000**	**0.00**	**0**	**0.00**	**1,850,000**	**0.00**	**0**	**0.00**
Grand Total	**0**	**0.00**	**0**	**0.00**	**1,850,000**	**0.00**	**0**	**0.00**	**1,850,000**	**0.00**	**0**	**0.00**

CORE DECISION ITEM

Dept Of Mental Health | **Budget Unit 750044B**
Division of Behavioral Health
CORE - Facility Support | **Bill Section 10.150**

1. CORE FINANCIAL SUMMARY

	FY 2027 Department Request					FY 2027 Governor's Recommended			
	GR	Federal	Other	Total		GR	Federal	Other	Total
PS	0	0	0	0	**PS**	0	0	0	0
EE	13,510,000	4,839,093	0	18,349,093	**EE**	0	0	0	0
PSD	0	0	0	0	**PSD**	0	0	0	0
TRF	0	0	0	0	**TRF**	0	0	0	0
Total	**13,510,000**	**4,839,093**	**0**	**18,349,093**	**Total**	**0**	**0**	**0**	**0**
FTE	**0.00**	**0.00**	**0.00**	**0.00**	**FTE**	**0.00**	**0.00**	**0.00**	**0.00**
Est. Fringe	0	0	0	0	**Est. Fringe**	0	0	0	0

Note: Fringes budgeted in Appropriation Bill 5 except for certain fringes budgeted directly to MoDOT, Highway Patrol, and Conservation.

Note: Fringes budgeted in Appropriation Bill 5 except for certain fringes budgeted directly to MoDOT, Highway Patrol, and Conservation.

Federal Funds: 1148:Department of Mental Health Federal
1159:Title XXI Children's Health Insurance Program Federal F

2. CORE DESCRIPTION

The facility support house bill section allows the facilities to utilize Medicare collections for the purchase of medical services in order to comply with the Medicare bundling requirements. In addition, this allows the Division of Behavioral Health (DBH) to utilize state operated waiver collections to restore facilities expense and equipment costs incurred for training; pay for annual expenses to implement Medicare Part D; and to utilize Medicare Part D collections to assist facilities with staffing to manage over census pressures.

The Department of Mental Health's (DMH) state operated hospitals are subject to the hospital provider tax in Missouri. A portion of the hospital's net operating revenue is assessed on each hospital delivering services in the State. This house bill section allows DMH to pay the assessment on state operated hospitals.

3. PROGRAM LISTING (list programs included in this core funding)

Not applicable.

CORE DECISION ITEM

Dept Of Mental Health
Division of Behavioral Health
CORE - Facility Support

Budget Unit 750044B

Bill Section 10.150

4. FINANCIAL HISTORY

	FY 2023 Actual	FY 2024 Actual	FY 2025 Actual	FY 2026 Current Yr. as of 8/31/25
Appropriations (All Funds)	25,083,714	18,349,084	20,603,697	18,349,093
Less Reverted (All Funds)	(148,983)	0	0	0
Less Restricted (All Funds)*	0	0	0	0
Less Transfers Out	0	0	0	0
Plus Transfers In	0	0	0	0
Budget Authority (All Funds)	24,934,731	18,349,084	20,603,697	18,349,093
Actual Expenditures (all Fund	22,946,158	15,121,363	15,740,446	4,455,980
Unexpended (All Funds)	1,988,573	3,227,721	4,863,251	13,893,113
Unexpended by Fund:				
General Revenue	1,041,053	1,708,772	3,611,236	10,500,758
Federal	306,092	1,518,949	1,252,015	3,392,355
Other	641,427	0	0	0



*Restricted amount is as of Sep 1, 2025

Reverted includes the statutory three-percent reserve amount (when applicable).
Restricted includes any Governor's Expenditure Restrictions which remained at the end of the fiscal year (when applicable).

CORE DECISION ITEM

Dept Of Mental Health | **Budget Unit 750044B**
Division of Behavioral Health
CORE - Facility Support | **Bill Section 10.150**

NOTES:

FY 2023 - FY 2025 - General Revenue (GR) lapse associated with the Comprehensive Psychiatric Services (CPS) Hospital Provider Tax. The federal lapse is due to facility projects timeline on when funding was needed and based on availability of facility cash. If no cash is generated, federal authority is not used.
FY2024 - Decrease in spend due to contracted staff being paid with The American Rescue Plan Act, 2021 (ARPA) funding.

CORE DECISION ITEM

Dept Of Mental Health
Division of Behavioral Health
CORE - Facility Support

Budget Unit 750044B

Bill Section 10.150

5. CORE RECONCILIATION DETAIL

	Budget Class	FTE	GR	FED	OTHER	TOTAL	Explanation
TAFP After VETOES							
	PS	0.00	0	0	0	0	
	EE	0.00	13,510,000	4,839,093	0	18,349,093	
	PD	0.00	0	0	0	0	
	TRF	0.00	0	0	0	0	
	Total	**0.00**	**13,510,000**	**4,839,093**	**0**	**18,349,093**	
One-Times							
	PS	0.00	0	0	0	0	
	EE	0.00	0	0	0	0	
	PD	0.00	0	0	0	0	
	TRF	0.00	0	0	0	0	
	Total	**0.00**	**0**	**0**	**0**	**0**	
FY 27 Beginning Core							
	PS	0.00	0	0	0	0	
	EE	0.00	13,510,000	4,839,093	0	18,349,093	
	PD	0.00	0	0	0	0	
	TRF	0.00	0	0	0	0	
	Total	**0.00**	**13,510,000**	**4,839,093**	**0**	**18,349,093**	

Department Request Adjustments

CORE DECISION ITEM

Dept Of Mental Health | **Budget Unit 750044B**
Division of Behavioral Health
CORE - Facility Support | **Bill Section 10.150**

			Budget Class	FTE	GR	FED	OTHER	TOTAL	Explanation
Core Reallocation	CRA.75B.025	17652	EE	0.00	0	0	0	0	Reallocation to reflect FY27 planned spending
Core Reallocation	CRA.75B.025	16773	EE	0.00	0	0	0	0	Reallocation to reflect FY27 planned spending
Core Reallocation	CRA.75B.025	18859	EE	0.00	0	0	0	0	Reallocation to reflect FY27 planned spending
Net Department Request Adjustments				**0.00**	**0**	**0**	**0**	**0**	
Department Request Core									
			PS	0.00	0	0	0	0	
			EE	0.00	13,510,000	4,839,093	0	18,349,093	
			PD	0.00	0	0	0	0	
			TRF	0.00	0	0	0	0	
			Total	**0.00**	**13,510,000**	**4,839,093**	**0**	**18,349,093**	
Governor's Recommended Core									
			PS	0.00	0	0	0	0	
			EE	0.00	0	0	0	0	
			PD	0.00	0	0	0	0	
			TRF	0.00	0	0	0	0	
			Total	**0.00**	**0**	**0**	**0**	**0**	

CORE DECISION ITEM

Dept Of Mental Health | **Budget Unit 750044B**
Division of Behavioral Health
CORE - Facility Support | **Bill Section 10.150**

Summary of the Core by Expenditure Types

	FY25 Budget		FY25 Actual		FY26 Budget		FY26 Actual as of 8/31/25		FY27 DTREQ		FY27 GVREC	
Account	**Dollars**	**FTE**	**Dollars**	**FTE**	**Dollars**	**FTE**	**Dollars**	**FTE**	**Dollars**	**FTE**	**Dollars**	**FTE**
In State Travel	1,566	0.00	0	0.00	1,575	0.00	0	0.00	1,575	0.00	0	0.00
Out of State Travel	100	0.00	0	0.00	100	0.00	0	0.00	100	0.00	0	0.00
Supplies	869,073	0.00	375,372	0.00	117,535	0.00	0	0.00	117,535	0.00	0	0.00
Professional Development	10,900	0.00	14,352	0.00	10,900	0.00	0	0.00	10,900	0.00	0	0.00
Communications Services and Supplies	9,725	0.00	3,528	0.00	9,725	0.00	0	0.00	9,725	0.00	0	0.00
Professional Services	16,961,346	0.00	10,816,732	0.00	16,209,808	0.00	3,066,890	0.00	16,209,808	0.00	0	0.00
Housekeeping and Janitorial Services	1,700	0.00	0	0.00	1,700	0.00	0	0.00	1,700	0.00	0	0.00
Maintenance and Repair Services	1,569,000	0.00	1,479,362	0.00	1,569,000	0.00	1,388,748	0.00	1,569,000	0.00	0	0.00
Computer Equipment	0	0.00	1,186,183	0.00	0	0.00	0	0.00	0	0.00	0	0.00
Motorized Equipment	0	0.00	160,629	0.00	0	0.00	0	0.00	0	0.00	0	0.00
Office Equipment Expenses	38,550	0.00	350,846	0.00	38,550	0.00	0	0.00	38,550	0.00	0	0.00
Other Equipment	954,637	0.00	902,862	0.00	203,100	0.00	0	0.00	203,100	0.00	0	0.00
Property and Improvements Expenses	149,900	0.00	9,074	0.00	149,900	0.00	0	0.00	149,900	0.00	0	0.00
Building Lease Payments Operating	100	0.00	0	0.00	100	0.00	0	0.00	100	0.00	0	0.00
Equipment Lease Payments	800	0.00	24,577	0.00	800	0.00	0	0.00	800	0.00	0	0.00
Miscellaneous Expenses	36,300	0.00	16,745	0.00	36,300	0.00	342	0.00	36,300	0.00	0	0.00
Total EE	**20,603,697**	**0.00**	**15,340,262**	**0.00**	**18,349,093**	**0.00**	**4,455,980**	**0.00**	**18,349,093**	**0.00**	**0**	**0.00**
Program Disbursements	0	0.00	400,184	0.00	0	0.00	0	0.00	0	0.00	0	0.00
Total PSD	**0**	**0.00**	**400,184**	**0.00**	**0**	**0.00**	**0**	**0.00**	**0**	**0.00**	**0**	**0.00**

CORE DECISION ITEM

Dept Of Mental Health
Division of Behavioral Health
CORE - Facility Support

Budget Unit 750044B

Bill Section 10.150

Account	FY25 Budget		FY25 Actual		FY26 Budget		FY26 Actual as of 8/31/25		FY27 DTREQ		FY27 GVREC	
	Dollars	FTE	Dollars	FTE	Dollars	FTE	Dollars	FTE	Dollars	FTE	Dollars	FTE
Grand Total	20,603,697	0.00	15,740,446	0.00	18,349,093	0.00	4,455,980	0.00	18,349,093	0.00	0	0.00

CORE DECISION ITEM

Dept Of Mental Health
Division of Behavioral Health
CORE - Fulton State Hospital

Budget Unit 750059B

Bill Section 10.300

1. CORE FINANCIAL SUMMARY

FY 2027 Department Request

	GR	Federal	Other	Total
PS	57,571,400	998,482	0	58,569,882
EE	12,152,658	618,895	0	12,771,553
PSD	0	0	0	0
TRF	0	0	0	0
Total	**69,724,058**	**1,617,377**	**0**	**71,341,435**
FTE	**1,006.65**	**21.08**	**0.00**	**1,027.73**
Est. Fringe	39,599,851	745,952	0	40,345,804

Note: Fringes budgeted in Appropriation Bill 5 except for certain fringes budgeted directly to MoDOT, Highway Patrol, and Conservation.

Federal Funds: 1148:Department of Mental Health Federal

FY 2027 Governor's Recommended

	GR	Federal	Other	Total
PS	0	0	0	0
EE	0	0	0	0
PSD	0	0	0	0
TRF	0	0	0	0
Total	**0**	**0**	**0**	**0**
FTE	**0.00**	**0.00**	**0.00**	**0.00**
Est. Fringe	0	0	0	0

Note: Fringes budgeted in Appropriation Bill 5 except for certain fringes budgeted directly to MoDOT, Highway Patrol, and Conservation.

2. CORE DESCRIPTION

This item provides funding for adult forensic psychiatric inpatient hospitals operated by DBH. Per state statute these hospitals provide competency restoration, inpatient and residential care to individuals committed by the criminal courts, and to individuals civilly committed by the probate courts who require a secure environment. This funding is for the Fulton State Hospital located in Fulton.

3. PROGRAM LISTING (list programs included in this core funding)

State Operated Adult Facilities

CORE DECISION ITEM

Dept Of Mental Health
Division of Behavioral Health
CORE - Fulton State Hospital

Budget Unit 750059B

Bill Section 10.300

4. FINANCIAL HISTORY

	FY 2023 Actual	FY 2024 Actual	FY 2025 Actual	FY 2026 Current Yr. as of 8/31/25
Appropriations (All Funds)	65,572,438	65,643,964	69,547,715	71,341,435
Less Reverted (All Funds)	(2,522,898)	0	(670,198)	(2,066,254)
Less Restricted (All Funds)*	0	0	0	0
Less Transfers Out	(5,018,130)	(1,741,563)	0	0
Plus Transfers In	5,018,130	418,608	0	0
Budget Authority (All Funds)	63,049,540	64,321,009	68,877,517	69,275,181
Actual Expenditures (all Fund	62,752,018	63,282,366	67,499,773	11,789,426
Unexpended (All Funds)	297,522	1,038,643	1,377,744	57,485,755
Unexpended by Fund:				
General Revenue	12,071	3	0	55,987,445
Federal	285,451	1,038,640	1,377,744	1,498,310
Other	0	0	0	0



*Restricted amount is as of Sep 1, 2025

Reverted includes the statutory three-percent reserve amount (when applicable).
Restricted includes any Governor's Expenditure Restrictions which remained at the end of the fiscal year (when applicable).

CORE DECISION ITEM

Dept Of Mental Health
Division of Behavioral Health
CORE - Fulton State Hospital

Budget Unit 750059B

Bill Section 10.300

5. CORE RECONCILIATION DETAIL

	Budget Class	FTE	GR	FED	OTHER	TOTAL	Explanation
TAFP After VETOES							
	PS	1,027.73	57,571,400	998,482	0	58,569,882	
	EE	0.00	12,152,658	618,895	0	12,771,553	
	PD	0.00	0	0	0	0	
	TRF	0.00	0	0	0	0	
	Total	**1,027.73**	**69,724,058**	**1,617,377**	**0**	**71,341,435**	
One-Times							
	PS	0.00	0	0	0	0	
	EE	0.00	0	0	0	0	
	PD	0.00	0	0	0	0	
	TRF	0.00	0	0	0	0	
	Total	**0.00**	**0**	**0**	**0**	**0**	
FY 27 Beginning Core							
	PS	1,027.73	57,571,400	998,482	0	58,569,882	
	EE	0.00	12,152,658	618,895	0	12,771,553	
	PD	0.00	0	0	0	0	
	TRF	0.00	0	0	0	0	
	Total	**1,027.73**	**69,724,058**	**1,617,377**	**0**	**71,341,435**	

Department Request Adjustments

CORE DECISION ITEM

Dept Of Mental Health | **Budget Unit 750059B**
Division of Behavioral Health
CORE - Fulton State Hospital | **Bill Section 10.300**

			Budget Class	FTE	GR	FED	OTHER	TOTAL	Explanation
Core Reallocation	CRA.75B.026	19381	PS	0.00	0	0	0	0	Reallocation to reflect FY27 planned spending
Core Reallocation	CRA.75B.026	17356	PS	0.00	0	0	0	0	Reallocation to reflect FY27 planned spending
Core Reallocation	CRA.75B.026	18323	PS	0.00	0	0	0	0	Reallocation to reflect FY27 planned spending
Core Reallocation	CRA.75B.026	12061	EE	0.00	0	0	0	0	Reallocation to reflect FY27 planned spending
Core Reallocation	CRA.75B.026	17357	EE	0.00	0	0	0	0	Reallocation to reflect FY27 planned spending
Net Department Request Adjustments				**0.00**	**0**	**0**	**0**	**0**	
Department Request Core									
			PS	1,027.73	57,571,400	998,482	0	58,569,882	
			EE	0.00	12,152,658	618,895	0	12,771,553	
			PD	0.00	0	0	0	0	
			TRF	0.00	0	0	0	0	
			Total	**1,027.73**	**69,724,058**	**1,617,377**	**0**	**71,341,435**	
Governor's Recommended Core									
			PS	0.00	0	0	0	0	
			EE	0.00	0	0	0	0	
			PD	0.00	0	0	0	0	
			TRF	0.00	0	0	0	0	
			Total	**0.00**	**0**	**0**	**0**	**0**	

CORE DECISION ITEM

Dept Of Mental Health | **Budget Unit 750059B**
Division of Behavioral Health
CORE - Fulton State Hospital | **Bill Section 10.300**

Summary of the Core by Expenditure Types

	FY25 Budget		FY25 Actual		FY26 Budget		FY26 Actual as of 8/31/25		FY27 DTREQ		FY27 GVREC	
Account	**Dollars**	**FTE**	**Dollars**	**FTE**	**Dollars**	**FTE**	**Dollars**	**FTE**	**Dollars**	**FTE**	**Dollars**	**FTE**
Salary Differential	0	0.00	2,398,544	0.00	2,810,794	0.00	457,137	0.00	2,810,794	0.00	0	0.00
Leave Payouts	0	0.00	399,195	0.00	571,793	0.00	56,585	0.00	0	0.00	0	0.00
Benefit Eligible Wages	56,745,241	1,027.73	43,191,991	809.26	54,548,505	1,018.99	7,941,001	147.24	55,675,450	1,027.73	0	0.00
Planned Hourly Wages	0	0.00	7,808,125	95.73	555,152	8.74	1,403,801	18.21	0	0.00	0	0.00
Provisional Wages	0	0.00	1,270,062	26.77	0	0.00	233,122	4.74	0	0.00	0	0.00
Per Diem and Stipend Wages	0	0.00	25,055	0.00	83,638	0.00	11,050	0.00	83,638	0.00	0	0.00
Total PS	**56,745,241**	**1,027.73**	**55,092,970**	**931.76**	**58,569,882**	**1,027.73**	**10,102,695**	**170.19**	**58,569,882**	**1,027.73**	**0**	**0.00**
In State Travel	8,000	0.00	18,233	0.00	9,045	0.00	3,547	0.00	19,045	0.00	0	0.00
Out of State Travel	4,000	0.00	5,233	0.00	4,000	0.00	477	0.00	9,000	0.00	0	0.00
Supplies	4,777,459	0.00	5,448,369	0.00	4,456,355	0.00	881,175	0.00	4,535,000	0.00	0	0.00
Professional Development	85,657	0.00	100,384	0.00	74,800	0.00	11,217	0.00	120,000	0.00	0	0.00
Communications Services and Supplies	123,150	0.00	296,001	0.00	201,669	0.00	48,572	0.00	183,669	0.00	0	0.00
Professional Services	6,047,430	0.00	4,382,321	0.00	6,037,546	0.00	512,414	0.00	6,038,224	0.00	0	0.00
Housekeeping and Janitorial Services	125,000	0.00	96,258	0.00	101,393	0.00	6,280	0.00	102,000	0.00	0	0.00
Maintenance and Repair Services	475,000	0.00	553,012	0.00	550,000	0.00	60,077	0.00	900,000	0.00	0	0.00
Computer Equipment	0	0.00	33,922	0.00	0	0.00	0	0.00	0	0.00	0	0.00
Office Equipment Expenses	75,490	0.00	125,764	0.00	85,000	0.00	26,178	0.00	65,000	0.00	0	0.00
Other Equipment	321,367	0.00	1,187,787	0.00	350,100	0.00	97,887	0.00	534,310	0.00	0	0.00
Property and Improvements Expenses	525,665	0.00	9,793	0.00	650,000	0.00	15,496	0.00	100,000	0.00	0	0.00
Building Lease Payments Operating	0	0.00	0	0.00	200	0.00	0	0.00	200	0.00	0	0.00
Equipment Lease Payments	160,103	0.00	132,336	0.00	169,434	0.00	21,076	0.00	119,434	0.00	0	0.00
Miscellaneous Expenses	74,153	0.00	17,391	0.00	82,011	0.00	2,335	0.00	45,671	0.00	0	0.00
Total EE	**12,802,474**	**0.00**	**12,406,803**	**0.00**	**12,771,553**	**0.00**	**1,686,731**	**0.00**	**12,771,553**	**0.00**	**0**	**0.00**

CORE DECISION ITEM

Dept Of Mental Health
Division of Behavioral Health
CORE - Fulton State Hospital

Budget Unit 750059B

Bill Section 10.300

Account	FY25 Budget		FY25 Actual		FY26 Budget		FY26 Actual as of 8/31/25		FY27 DTREQ		FY27 GVREC	
	Dollars	FTE	Dollars	FTE	Dollars	FTE	Dollars	FTE	Dollars	FTE	Dollars	FTE
Grand Total	69,547,715	1,027.73	67,499,773	931.76	71,341,435	1,027.73	11,789,426	170.19	71,341,435	1,027.73	0	0.00

FLEXIBILITY REQUEST FORM

BUDGET UNIT NUMBER:	750059B	**DEPARTMENT:**	Mental Health
BUDGET UNIT NAME:	Fulton State Hospital	**DIVISION:**	Behavioral Health
HOUSE BILL SECTION:	10.300		

1. Provide the amount by fund of personal service flexibility and the amount by fund of expense and equipment flexibility you are requesting in dollar and percentage terms and explain why the flexibility is needed. If flexibility is being requested among divisions, provide the amount by fund of flexibility you are requesting in dollar and percentage terms and explain why the flexibility is needed.

DEPARTMENT REQUEST

The Division of Behavioral Health (DBH) is requesting 50% flexibility between PS and EE, 15% flexibility between facilities based on total GR & FED funding for FY 2027, and 10% flexibility between Fulton State Hospital and Fulton State Hospital - SORTS, and 15% available for the purchase of community services. The information below shows a 50% calculation of both the regular PS and EE FY 2026 budgets.

Section	Fund	Budget	% Flex	Flex Amount
Fulton State Hospital - GR	PS	$56,722,455	50%	$28,361,228
	EE	$12,931,352	50%	$6,465,676
Total Request		$69,653,807	50%	$34,826,904
Fulton State Hospital - FED	PS	$998,482	50%	$499,241
	EE	$395,671	50%	$197,836
	EE	$223,224	50%	$111,612
Total Request		$1,617,377	50%	$808,689

2. Estimate how much flexibility will be used for the budget year. How much flexibility was used in the Prior Year Budget and the Current Year Budget? Please specify the amount.

PRIOR YEAR ACTUAL AMOUNT OF FLEXIBILITY USED	CURRENT YEAR ESTIMATED AMOUNT OF FLEXIBILITY THAT WILL BE USED	BUDGET REQUEST ESTIMATED AMOUNT OF FLEXIBILITY THAT WILL BE USED
None Used.	Flexibility usage is difficult to estimate at this time.	Flexibility usage is difficult to estimate at this time.

3. Please explain how flexibility was used in the prior and/or current year.

PRIOR YEAR EXPLAIN ACTUAL USE	CURRENT YEAR EXPLAIN PLANNED USE
None Used.	Flexibility usage is difficult to estimate at this time.

CORE DECISION ITEM

Dept Of Mental Health | **Budget Unit 750061B**
Division of Behavioral Health
CORE - Fulton State Hospital-SORTS | **Bill Section 10.300**

1. CORE FINANCIAL SUMMARY

FY 2027 Department Request

	GR	Federal	Other	Total
PS	13,537,423	0	0	13,537,423
EE	2,737,527	0	0	2,737,527
PSD	0	0	0	0
TRF	0	0	0	0
Total	**16,274,950**	**0**	**0**	**16,274,950**
FTE	**265.34**	**0.00**	**0.00**	**265.34**
Est. Fringe	9,779,346	0	0	9,779,346

Note: Fringes budgeted in Appropriation Bill 5 except for certain fringes budgeted directly to MoDOT, Highway Patrol, and Conservation.

FY 2027 Governor's Recommended

	GR	Federal	Other	Total
PS	0	0	0	0
EE	0	0	0	0
PSD	0	0	0	0
TRF	0	0	0	0
Total	**0**	**0**	**0**	**0**
FTE	**0.00**	**0.00**	**0.00**	**0.00**
Est. Fringe	0	0	0	0

Note: Fringes budgeted in Appropriation Bill 5 except for certain fringes budgeted directly to MoDOT, Highway Patrol, and Conservation.

2. CORE DESCRIPTION

The state-operated Sex Offender Rehabilitation and Treatment Services (SORTS) provides appropriate treatment and housing for individuals adjudicated by the courts as sexually violent predators. With passage of the Sexually Violent Predator law, which was effective January 1, 1999, the Missouri General Assembly mandated that individuals adjudicated by the court as sexually violent predators be committed indefinitely to the custody of the Director of the Department of Mental Health for “control, care and treatment until such time…that the person is safe to be at large". In order for such commitments to pass constitutional scrutiny, the Department must provide care and treatment that is consistent with existing professional standards and practice, and federal case law. The law also requires that individuals committed for treatment as sexually violent predators be kept in a secure facility and housed separately from Department of Corrections inmates and from other mental health clients who have not been found to be sexually violent predators.

This funding is for Fulton State Hospital (FSH) SORTS program, located in Fulton. There are currently 104 individuals in the FSH SORTS program.

3. PROGRAM LISTING (list programs included in this core funding)

Sex Offender Rehabilitation and Treatment Services

CORE DECISION ITEM

Dept Of Mental Health
Division of Behavioral Health
CORE - Fulton State Hospital-SORTS

Budget Unit 750061B

Bill Section 10.300

4. FINANCIAL HISTORY

	FY 2023 Actual	FY 2024 Actual	FY 2025 Actual	FY 2026 Current Yr. as of 8/31/25
Appropriations (All Funds)	14,275,114	15,540,256	16,033,889	16,274,950
Less Reverted (All Funds)	(426,143)	0	(375,260)	(485,858)
Less Restricted (All Funds)*	0	0	0	0
Less Transfers Out	(1,162,401)	(79,045)	0	0
Plus Transfers In	1,162,401	0	0	0
Budget Authority (All Funds)	13,848,971	15,461,211	15,658,629	15,789,092
Actual Expenditures (all Fund	13,848,971	15,461,204	15,658,628	2,437,299
Unexpended (All Funds)	0	7	2	13,351,793
Unexpended by Fund:				
General Revenue	0	7	2	13,351,793
Federal	0	0	0	0
Other	0	0	0	0



*Restricted amount is as of Sep 1, 2025

Reverted includes the statutory three-percent reserve amount (when applicable).
Restricted includes any Governor's Expenditure Restrictions which remained at the end of the fiscal year (when applicable).

CORE DECISION ITEM

Dept Of Mental Health | **Budget Unit 750061B**
Division of Behavioral Health
CORE - Fulton State Hospital-SORTS | **Bill Section 10.300**

5. CORE RECONCILIATION DETAIL

	Budget Class	FTE	GR	FED	OTHER	TOTAL	Explanation
TAFP After VETOES							
	PS	265.34	13,537,423	0	0	13,537,423	
	EE	0.00	2,737,527	0	0	2,737,527	
	PD	0.00	0	0	0	0	
	TRF	0.00	0	0	0	0	
	Total	**265.34**	**16,274,950**	**0**	**0**	**16,274,950**	
One-Times							
	PS	0.00	0	0	0	0	
	EE	0.00	0	0	0	0	
	PD	0.00	0	0	0	0	
	TRF	0.00	0	0	0	0	
	Total	**0.00**	**0**	**0**	**0**	**0**	
FY 27 Beginning Core							
	PS	265.34	13,537,423	0	0	13,537,423	
	EE	0.00	2,737,527	0	0	2,737,527	
	PD	0.00	0	0	0	0	
	TRF	0.00	0	0	0	0	
	Total	**265.34**	**16,274,950**	**0**	**0**	**16,274,950**	

Department Request Adjustments

CORE DECISION ITEM

Dept Of Mental Health | **Budget Unit 750061B**
Division of Behavioral Health
CORE - Fulton State Hospital-SORTS | **Bill Section 10.300**

			Budget Class	FTE	GR	FED	OTHER	TOTAL	Explanation
Core Reallocation	CRA.75B.026	17825	PS	0.00	0	0	0	0	Reallocation to reflect FY27 planned spending
Core Reallocation	CRA.75B.026	17826	PS	0.00	0	0	0	0	Reallocation to reflect FY27 planned spending
Core Reallocation	CRA.75B.026	17827	EE	0.00	0	0	0	0	Reallocation to reflect FY27 planned spending
Net Department Request Adjustments				**0.00**	**0**	**0**	**0**	**0**	
Department Request Core									
			PS	265.34	13,537,423	0	0	13,537,423	
			EE	0.00	2,737,527	0	0	2,737,527	
			PD	0.00	0	0	0	0	
			TRF	0.00	0	0	0	0	
			Total	**265.34**	**16,274,950**	**0**	**0**	**16,274,950**	
Governor's Recommended Core									
			PS	0.00	0	0	0	0	
			EE	0.00	0	0	0	0	
			PD	0.00	0	0	0	0	
			TRF	0.00	0	0	0	0	
			Total	**0.00**	**0**	**0**	**0**	**0**	

CORE DECISION ITEM

Dept Of Mental Health | **Budget Unit 750061B**
Division of Behavioral Health
CORE - Fulton State Hospital-SORTS | **Bill Section 10.300**

Summary of the Core by Expenditure Types

	FY25 Budget		FY25 Actual		FY26 Budget		FY26 Actual as of 8/31/25		FY27 DTREQ		FY27 GVREC	
Account	**Dollars**	**FTE**	**Dollars**	**FTE**	**Dollars**	**FTE**	**Dollars**	**FTE**	**Dollars**	**FTE**	**Dollars**	**FTE**
Salary Differential	0	0.00	684,246	0.00	421,296	0.00	102,944	0.00	421,296	0.00	0	0.00
Leave Payouts	0	0.00	98,969	0.00	90,693	0.00	15,273	0.00	0	0.00	0	0.00
Benefit Eligible Wages	13,318,393	265.34	10,181,980	185.08	12,946,969	264.34	1,627,404	27.66	13,116,127	265.34	0	0.00
Planned Hourly Wages	0	0.00	1,617,691	21.87	78,465	1.00	256,603	2.95	0	0.00	0	0.00
Provisional Wages	0	0.00	441,711	9.49	0	0.00	61,978	1.36	0	0.00	0	0.00
Total PS	**13,318,393**	**265.34**	**13,024,598**	**216.43**	**13,537,423**	**265.34**	**2,064,202**	**31.98**	**13,537,423**	**265.34**	**0**	**0.00**
In State Travel	9,000	0.00	3,593	0.00	9,750	0.00	250	0.00	10,000	0.00	0	0.00
Out of State Travel	3,500	0.00	0	0.00	3,500	0.00	0	0.00	3,500	0.00	0	0.00
Supplies	1,030,027	0.00	1,215,104	0.00	1,261,423	0.00	213,713	0.00	1,280,000	0.00	0	0.00
Professional Development	18,464	0.00	0	0.00	25,250	0.00	0	0.00	10,250	0.00	0	0.00
Communications Services and Supplies	80,000	0.00	47,279	0.00	94,903	0.00	7,993	0.00	53,912	0.00	0	0.00
Professional Services	1,235,917	0.00	1,203,204	0.00	1,202,141	0.00	130,745	0.00	1,200,000	0.00	0	0.00
Housekeeping and Janitorial Services	30,000	0.00	12,856	0.00	14,500	0.00	3,280	0.00	15,000	0.00	0	0.00
Maintenance and Repair Services	64,500	0.00	18,008	0.00	17,750	0.00	1,261	0.00	28,000	0.00	0	0.00
Office Equipment Expenses	9,880	0.00	7,771	0.00	3,025	0.00	919	0.00	3,025	0.00	0	0.00
Other Equipment	125,000	0.00	44,576	0.00	17,500	0.00	4,790	0.00	40,000	0.00	0	0.00
Property and Improvements Expenses	45,000	0.00	4,743	0.00	7,595	0.00	0	0.00	10,000	0.00	0	0.00
Equipment Lease Payments	52,208	0.00	66,212	0.00	75,840	0.00	10,037	0.00	75,840	0.00	0	0.00
Miscellaneous Expenses	12,000	0.00	10,686	0.00	4,350	0.00	109	0.00	8,000	0.00	0	0.00
Total EE	**2,715,496**	**0.00**	**2,634,030**	**0.00**	**2,737,527**	**0.00**	**373,097**	**0.00**	**2,737,527**	**0.00**	**0**	**0.00**

CORE DECISION ITEM

Dept Of Mental Health
Division of Behavioral Health
CORE - Fulton State Hospital-SORTS

Budget Unit 750061B

Bill Section 10.300

Account	FY25 Budget		FY25 Actual		FY26 Budget		FY26 Actual as of 8/31/25		FY27 DTREQ		FY27 GVREC	
	Dollars	FTE	Dollars	FTE	Dollars	FTE	Dollars	FTE	Dollars	FTE	Dollars	FTE
Grand Total	16,033,889	265.34	15,658,628	216.43	16,274,950	265.34	2,437,299	31.98	16,274,950	265.34	0	0.00

FLEXIBILITY REQUEST FORM

BUDGET UNIT NUMBER:	750061B	**DEPARTMENT:**	Mental Health
BUDGET UNIT NAME:	Fulton State Hospital - SORTS	**DIVISION:**	Behavioral Health
HOUSE BILL SECTION:	10.300		

1. Provide the amount by fund of personal service flexibility and the amount by fund of expense and equipment flexibility you are requesting in dollar and percentage terms and explain why the flexibility is needed. If flexibility is being requested among divisions, provide the amount by fund of flexibility you are requesting in dollar and percentage terms and explain why the flexibility is needed.

DEPARTMENT REQUEST

The Division of Behavioral Health (DBH) is requesting 50% flexibility between PS and EE and 15% flexibility between facilities based on total GR & FED funding for FY 2027. Also, 10% flexibility between Fulton State Hospital and Fulton State Hospital - SORTS, and 15% available for the purchase of community services. The information below shows a 50% calculation of both the regular PS and EE FY 2027 budgets.

Section	Fund	Budget	% Flex	Flex Amount
Fulton State Hospital - SORTS - GR	PS	$13,457,724	50%	$6,728,862
	EE	$2,769,618	50%	$1,384,809
Total Request		$16,227,342	50%	$8,113,671

2. Estimate how much flexibility will be used for the budget year. How much flexibility was used in the Prior Year Budget and the Current Year Budget? Please specify the amount.

PRIOR YEAR ACTUAL AMOUNT OF FLEXIBILITY USED	CURRENT YEAR ESTIMATED AMOUNT OF FLEXIBILITY THAT WILL BE USED	BUDGET REQUEST ESTIMATED AMOUNT OF FLEXIBILITY THAT WILL BE USED
None Used.	Flexibility usage is difficult to estimate at this time.	Flexibility usage is difficult to estimate at this

3. Please explain how flexibility was used in the prior and/or current year.

PRIOR YEAR EXPLAIN ACTUAL USE	CURRENT YEAR EXPLAIN PLANNED USE
None Used.	Flexibility usage is difficult to estimate at this time.

CORE DECISION ITEM

Dept Of Mental Health | **Budget Unit 750062B**
Division of Behavioral Health
CORE - Northwest MO Psychiatric Rehabilitation Center | **Bill Section 10.305**

1. CORE FINANCIAL SUMMARY

	FY 2027 Department Request					FY 2027 Governor's Recommended			
	GR	Federal	Other	Total		GR	Federal	Other	Total
PS	15,189,531	840,870	0	16,030,401	**PS**	0	0	0	0
EE	4,109,261	105,903	0	4,215,164	**EE**	0	0	0	0
PSD	0	0	0	0	**PSD**	0	0	0	0
TRF	0	0	0	0	**TRF**	0	0	0	0
Total	**19,298,792**	**946,773**	**0**	**20,245,565**	**Total**	**0**	**0**	**0**	**0**
FTE	**275.73**	**13.00**	**0.00**	**288.73**	**FTE**	**0.00**	**0.00**	**0.00**	**0.00**
Est. Fringe	10,613,555	550,566	0	11,164,121	**Est. Fringe**	0	0	0	0

Note: Fringes budgeted in Appropriation Bill 5 except for certain fringes budgeted directly to MoDOT, Highway Patrol, and Conservation.

Note: Fringes budgeted in Appropriation Bill 5 except for certain fringes budgeted directly to MoDOT, Highway Patrol, and Conservation.

Federal Funds: 1148:Department of Mental Health Federal

2. CORE DESCRIPTION

This item provides funding for adult forensic psychiatric inpatient hospitals operated by DBH. Per state statute these hospitals provide competency restoration, inpatient and residential care to forensic individuals committed by the criminal courts, and to individuals civilly committed by the probate courts who require severe environments. This funding is for the Northwest Missouri Psychiatric Rehabilitation Center located in St. Joseph.

3. PROGRAM LISTING (list programs included in this core funding)

State Operated Adult Facilities

CORE DECISION ITEM

Dept Of Mental Health | **Budget Unit 750062B**
Division of Behavioral Health
CORE - Northwest MO Psychiatric Rehabilitation Center | **Bill Section 10.305**

4. FINANCIAL HISTORY

	FY 2023 Actual	FY 2024 Actual	FY 2025 Actual	FY 2026 Current Yr. as of 8/31/25
Appropriations (All Funds)	22,333,433	18,459,966	20,016,242	20,245,565
Less Reverted (All Funds)	0	0	(439,433)	(572,330)
Less Restricted (All Funds)*	0	0	0	0
Less Transfers Out	(1,222,276)	(310,888)	0	0
Plus Transfers In	1,222,276	900,888	0	0
Budget Authority (All Funds)	22,333,433	19,049,966	19,576,809	19,673,235
Actual Expenditures (all Fund	22,094,588	19,049,966	19,045,928	3,869,620
Unexpended (All Funds)	238,845	0	530,881	15,803,615
Unexpended by Fund:				
General Revenue	238,845	0	0	14,870,086
Federal	0	0	530,881	933,529
Other	0	0	0	0



*Restricted amount is as of Sep 1, 2025

Reverted includes the statutory three-percent reserve amount (when applicable).
Restricted includes any Governor's Expenditure Restrictions which remained at the end of the fiscal year (when applicable).

CORE DECISION ITEM

Dept Of Mental Health | **Budget Unit 750062B**
Division of Behavioral Health
CORE - Northwest MO Psychiatric Rehabilitation Center | **Bill Section 10.305**

5. CORE RECONCILIATION DETAIL

	Budget Class	FTE	GR	FED	OTHER	TOTAL	Explanation
TAFP After VETOES							
	PS	288.73	15,189,531	840,870	0	16,030,401	
	EE	0.00	4,109,261	105,903	0	4,215,164	
	PD	0.00	0	0	0	0	
	TRF	0.00	0	0	0	0	
	Total	**288.73**	**19,298,792**	**946,773**	**0**	**20,245,565**	
One-Times							
	PS	0.00	0	0	0	0	
	EE	0.00	0	0	0	0	
	PD	0.00	0	0	0	0	
	TRF	0.00	0	0	0	0	
	Total	**0.00**	**0**	**0**	**0**	**0**	
FY 27 Beginning Core							
	PS	288.73	15,189,531	840,870	0	16,030,401	
	EE	0.00	4,109,261	105,903	0	4,215,164	
	PD	0.00	0	0	0	0	
	TRF	0.00	0	0	0	0	
	Total	**288.73**	**19,298,792**	**946,773**	**0**	**20,245,565**	

Department Request Adjustments

CORE DECISION ITEM

Dept Of Mental Health | **Budget Unit 750062B**
Division of Behavioral Health
CORE - Northwest MO Psychiatric Rehabilitation Center | **Bill Section 10.305**

			Budget Class	FTE	GR	FED	OTHER	TOTAL	Explanation
Core Reallocation	CRA.75B.027	19384	PS	0.00	0	0	0	0	Reallocation to reflect FY27 planned spending
Core Reallocation	CRA.75B.027	11003	PS	0.00	0	0	0	0	Reallocation to reflect FY27 planned spending
Core Reallocation	CRA.75B.027	18326	PS	0.00	0	0	0	0	Reallocation to reflect FY27 planned spending
Core Reallocation	CRA.75B.027	18327	PS	0.00	0	0	0	0	Reallocation to reflect FY27 planned spending
Net Department Request Adjustments				**0.00**	**0**	**0**	**0**	**0**	
Department Request Core									
			PS	288.73	15,189,531	840,870	0	16,030,401	
			EE	0.00	4,109,261	105,903	0	4,215,164	
			PD	0.00	0	0	0	0	
			TRF	0.00	0	0	0	0	
			Total	**288.73**	**19,298,792**	**946,773**	**0**	**20,245,565**	
Governor's Recommended Core									
			PS	0.00	0	0	0	0	
			EE	0.00	0	0	0	0	
			PD	0.00	0	0	0	0	
			TRF	0.00	0	0	0	0	
			Total	**0.00**	**0**	**0**	**0**	**0**	

CORE DECISION ITEM

Dept Of Mental Health | **Budget Unit 750062B**
Division of Behavioral Health
CORE - Northwest MO Psychiatric Rehabilitation Center | **Bill Section 10.305**

Summary of the Core by Expenditure Types

	FY25 Budget		FY25 Actual		FY26 Budget		FY26 Actual as of 8/31/25		FY27 DTREQ		FY27 GVREC	
Account	**Dollars**	**FTE**	**Dollars**	**FTE**	**Dollars**	**FTE**	**Dollars**	**FTE**	**Dollars**	**FTE**	**Dollars**	**FTE**
Salary Differential	0	0.00	409,188	0.00	501,400	0.00	84,306	0.00	501,400	0.00	0	0.00
Leave Payouts	0	0.00	120,732	0.00	120,163	0.00	5,890	0.00	120,163	0.00	0	0.00
Benefit Eligible Wages	15,468,563	288.73	11,813,040	206.17	15,408,838	288.73	2,585,454	46.56	15,408,838	288.73	0	0.00
Planned Hourly Wages	0	0.00	1,819,715	26.88	0	0.00	330,646	4.71	0	0.00	0	0.00
Provisional Wages	0	0.00	335,575	2.16	0	0.00	51,105	0.35	0	0.00	0	0.00
Total PS	**15,468,563**	**288.73**	**14,498,250**	**235.21**	**16,030,401**	**288.73**	**3,057,402**	**51.62**	**16,030,401**	**288.73**	**0**	**0.00**
In State Travel	14,786	0.00	14,976	0.00	14,801	0.00	6,566	0.00	14,801	0.00	0	0.00
Out of State Travel	4,400	0.00	5,738	0.00	4,400	0.00	1,514	0.00	4,400	0.00	0	0.00
Fuel and Utilities	0	0.00	216	0.00	0	0.00	0	0.00	0	0.00	0	0.00
Supplies	1,298,911	0.00	2,447,452	0.00	1,319,918	0.00	438,287	0.00	1,319,918	0.00	0	0.00
Professional Development	31,005	0.00	68,344	0.00	31,005	0.00	8,428	0.00	31,005	0.00	0	0.00
Communications Services and Supplies	67,500	0.00	73,153	0.00	67,500	0.00	13,662	0.00	67,500	0.00	0	0.00
Professional Services	2,765,077	0.00	1,542,127	0.00	2,411,540	0.00	294,183	0.00	2,411,540	0.00	0	0.00
Housekeeping and Janitorial Services	28,000	0.00	40,769	0.00	28,000	0.00	7,748	0.00	28,000	0.00	0	0.00
Maintenance and Repair Services	99,000	0.00	129,354	0.00	99,000	0.00	8,957	0.00	99,000	0.00	0	0.00
Motorized Equipment	50,000	0.00	15,283	0.00	50,000	0.00	0	0.00	50,000	0.00	0	0.00
Office Equipment Expenses	33,000	0.00	8,253	0.00	33,000	0.00	2,466	0.00	33,000	0.00	0	0.00
Other Equipment	63,000	0.00	82,757	0.00	63,000	0.00	25,321	0.00	63,000	0.00	0	0.00
Property and Improvements Expenses	60,000	0.00	21,956	0.00	60,000	0.00	0	0.00	60,000	0.00	0	0.00
Building Lease Payments Operating	0	0.00	4,751	0.00	0	0.00	145	0.00	0	0.00	0	0.00
Equipment Lease Payments	10,000	0.00	11,681	0.00	10,000	0.00	4,919	0.00	10,000	0.00	0	0.00
Miscellaneous Expenses	23,000	0.00	80,871	0.00	23,000	0.00	22	0.00	23,000	0.00	0	0.00
Total EE	**4,547,679**	**0.00**	**4,547,679**	**0.00**	**4,215,164**	**0.00**	**812,218**	**0.00**	**4,215,164**	**0.00**	**0**	**0.00**

CORE DECISION ITEM

Dept Of Mental Health
Division of Behavioral Health
CORE - Northwest MO Psychiatric Rehabilitation Center

Budget Unit 750062B

Bill Section 10.305

	FY25 Budget		FY25 Actual		FY26 Budget		FY26 Actual as of 8/31/25		FY27 DTREQ		FY27 GVREC	
Account	Dollars	FTE	Dollars	FTE	Dollars	FTE	Dollars	FTE	Dollars	FTE	Dollars	FTE
Grand Total	20,016,242	288.73	19,045,928	235.21	20,245,565	288.73	3,869,620	51.62	20,245,565	288.73	0	0.00

FLEXIBILITY REQUEST FORM

BUDGET UNIT NUMBER:	750062B	**DEPARTMENT:**	Mental Health
BUDGET UNIT NAME:	Northwest MO Psychiatric Rehabilitation Center	**DIVISION:**	Behavioral Health
HOUSE BILL SECTION:	10.305		

1. Provide the amount by fund of personal service flexibility and the amount by fund of expense and equipment flexibility you are requesting in dollar and percentage terms and explain why the flexibility is needed. If flexibility is being requested among divisions, provide the amount by fund of flexibility you are requesting in dollar and percentage terms and explain why the flexibility is needed.

DEPARTMENT REQUEST

The Division of Behavioral Health (DBH) is requesting 50% flexibility between PS and EE, 5% flexibility between facilities based on total GR & FED funding for FY 2027 and 15% available for the purchase of community services. The information below shows a 50% calculation of both the regular PS and EE FY 2027 budgets.

Section	Fund	Budget	% Flex	Flex Amount
Northwest MO PRC - GR	PS	$14,968,415	50%	$7,484,208
	EE	$4,570,921	50%	$2,285,461
Total Request		$19,539,336	50%	$9,769,669
Northwest MO PRC - FED	PS	$828,990	50%	$414,495
	EE	$105,903	50%	$52,952
Total Request		$934,893	50%	$467,447

2. Estimate how much flexibility will be used for the budget year. How much flexibility was used in the Prior Year Budget and the Current Year Budget? Please specify the amount.

PRIOR YEAR ACTUAL AMOUNT OF FLEXIBILITY USED	CURRENT YEAR ESTIMATED AMOUNT OF FLEXIBILITY THAT WILL BE USED	BUDGET REQUEST ESTIMATED AMOUNT OF FLEXIBILITY THAT WILL BE USED
None Used.	Flexibility usage is difficult to estimate at this time.	Flexibility usage is difficult to estimate at this time.

3. Please explain how flexibility was used in the prior and/or current year.

PRIOR YEAR EXPLAIN ACTUAL USE	CURRENT YEAR EXPLAIN PLANNED USE
Non Used.	Flexibility usage is difficult to estimate at this time.

CORE DECISION ITEM

Dept Of Mental Health
Division of Behavioral Health
CORE - Forensic Treatment Center

Budget Unit 750067B

Bill Section 10.310

1. CORE FINANCIAL SUMMARY

	FY 2027 Department Request					FY 2027 Governor's Recommended			
	GR	Federal	Other	Total		GR	Federal	Other	Total
PS	37,553,315	905,967	121,153	38,580,435	**PS**	0	0	0	0
EE	8,709,557	93,210	855,546	9,658,313	**EE**	0	0	0	0
PSD	0	0	0	0	**PSD**	0	0	0	0
TRF	0	0	0	0	**TRF**	0	0	0	0
Total	**46,262,872**	**999,177**	**976,699**	**48,238,748**	**Total**	**0**	**0**	**0**	**0**
FTE	**688.91**	**13.50**	**5.00**	**707.41**	**FTE**	**0.00**	**0.00**	**0.00**	**0.00**
Est. Fringe	26,357,977	584,916	130,408	27,073,301	**Est. Fringe**	0	0	0	0

Note: Fringes budgeted in Appropriation Bill 5 except for certain fringes budgeted directly to MoDOT, Highway Patrol, and Conservation.

Note: Fringes budgeted in Appropriation Bill 5 except for certain fringes budgeted directly to MoDOT, Highway Patrol, and Conservation.

Federal Funds: 1148:Department of Mental Health Federal
Other Funds: 1288:Mental Health Earnings Fund

2. CORE DESCRIPTION

This item provides funding for adult forensic psychiatric inpatient hospitals operated by DBH. Per state statute, these hospitals provide competency restoration, inpatient and residential care to forensic individuals committed by the criminal courts, and to individuals civilly committed by the probate courts who require a secure environment. This funding is for the St. Louis Forensic Treatment Center-South (formerly St. Louis Psychiatric Rehabilitation Center) and St. Louis Forensic Treatment Center-North (formerly Metropolitan St. Louis Psychiatric Center), located in St. Louis.

3. PROGRAM LISTING (list programs included in this core funding)

State Operated Adult Facilities

CORE DECISION ITEM

Dept Of Mental Health
Division of Behavioral Health
CORE - Forensic Treatment Center

Budget Unit 750067B

Bill Section 10.310

4. FINANCIAL HISTORY

	FY 2023 Actual	FY 2024 Actual	FY 2025 Actual	FY 2026 Current Yr. as of 8/31/25
Appropriations (All Funds)	50,632,145	45,165,780	47,584,470	48,238,748
Less Reverted (All Funds)	(1,114,263)	0	(825,361)	(1,387,886)
Less Restricted (All Funds)*	0	0	0	0
Less Transfers Out	(3,051,185)	(3,486,263)	(178,000)	0
Plus Transfers In	3,051,185	3,636,263	178,000	0
Budget Authority (All Funds)	49,517,882	45,315,780	46,759,109	46,850,862
Actual Expenditures (all Fund	49,399,945	44,778,354	45,192,686	7,935,477
Unexpended (All Funds)	117,937	537,426	1,566,423	38,915,385
Unexpended by Fund:				
General Revenue	0	299	1	37,037,504
Federal	117,937	4,850	739,458	961,894
Other	0	532,277	826,964	915,987



*Restricted amount is as of Sep 1, 2025

Reverted includes the statutory three-percent reserve amount (when applicable).
Restricted includes any Governor's Expenditure Restrictions which remained at the end of the fiscal year (when applicable).

CORE DECISION ITEM

Dept Of Mental Health | **Budget Unit 750067B**
Division of Behavioral Health
CORE - Forensic Treatment Center | **Bill Section 10.310**

5. CORE RECONCILIATION DETAIL

	Budget Class	FTE	GR	FED	OTHER	TOTAL	Explanation
TAFP After VETOES							
	PS	707.41	37,553,315	905,967	121,153	38,580,435	
	EE	0.00	8,709,557	93,210	855,546	9,658,313	
	PD	0.00	0	0	0	0	
	TRF	0.00	0	0	0	0	
	Total	**707.41**	**46,262,872**	**999,177**	**976,699**	**48,238,748**	
One-Times							
	PS	0.00	0	0	0	0	
	EE	0.00	0	0	0	0	
	PD	0.00	0	0	0	0	
	TRF	0.00	0	0	0	0	
	Total	**0.00**	**0**	**0**	**0**	**0**	
FY 27 Beginning Core							
	PS	707.41	37,553,315	905,967	121,153	38,580,435	
	EE	0.00	8,709,557	93,210	855,546	9,658,313	
	PD	0.00	0	0	0	0	
	TRF	0.00	0	0	0	0	
	Total	**707.41**	**46,262,872**	**999,177**	**976,699**	**48,238,748**	

Department Request Adjustments

CORE DECISION ITEM

Dept Of Mental Health | **Budget Unit 750067B**
Division of Behavioral Health
CORE - Forensic Treatment Center | **Bill Section 10.310**

			Budget Class	FTE	GR	FED	OTHER	TOTAL	Explanation
Core Reallocation	CRA.75B.028	17224	PS	0.00	0	0	0	0	Reallocation to reflect FY27 planned spending
Core Reallocation	CRA.75B.028	17227	PS	0.00	0	0	0	0	Reallocation to reflect FY27 planned spending
Core Reallocation	CRA.75B.028	12882	PS	0.00	0	0	0	0	Reallocation to reflect FY27 planned spending
Core Reallocation	CRA.75B.028	17226	PS	0.00	0	0	0	0	Reallocation to reflect FY27 planned spending
Core Reallocation	CRA.75B.028	17229	PS	0.00	0	0	0	0	Reallocation to reflect FY27 planned spending
Core Reallocation	CRA.75B.028	17225	EE	0.00	0	0	0	0	Reallocation to reflect FY27 planned spending
Net Department Request Adjustments				**0.00**	**0**	**0**	**0**	**0**	
Department Request Core									
			PS	707.41	37,553,315	905,967	121,153	38,580,435	
			EE	0.00	8,709,557	93,210	855,546	9,658,313	
			PD	0.00	0	0	0	0	
			TRF	0.00	0	0	0	0	
			Total	**707.41**	**46,262,872**	**999,177**	**976,699**	**48,238,748**	
Governor's Recommended Core									
			PS	0.00	0	0	0	0	
			EE	0.00	0	0	0	0	
			PD	0.00	0	0	0	0	
			TRF	0.00	0	0	0	0	
			Total	**0.00**	**0**	**0**	**0**	**0**	

CORE DECISION ITEM

Dept Of Mental Health | **Budget Unit 750067B**
Division of Behavioral Health
CORE - Forensic Treatment Center | **Bill Section 10.310**

Summary of the Core by Expenditure Types

	FY25 Budget		FY25 Actual		FY26 Budget		FY26 Actual as of 8/31/25		FY27 DTREQ		FY27 GVREC	
Account	**Dollars**	**FTE**	**Dollars**	**FTE**	**Dollars**	**FTE**	**Dollars**	**FTE**	**Dollars**	**FTE**	**Dollars**	**FTE**
Salary Differential	0	0.00	1,235,968	0.00	1,334,360	0.00	202,475	0.00	1,264,360	0.00	0	0.00
Leave Payouts	0	0.00	484,988	0.00	290,544	0.00	51,592	0.00	290,544	0.00	0	0.00
Benefit Eligible Wages	37,920,047	707.41	29,291,326	571.57	36,298,138	705.43	5,288,715	101.77	36,773,880	707.41	0	0.00
Planned Hourly Wages	0	0.00	880,712	7.47	405,742	1.98	175,202	1.48	0	0.00	0	0.00
Provisional Wages	0	0.00	3,715,209	62.70	0	0.00	678,368	11.74	0	0.00	0	0.00
Per Diem and Stipend Wages	0	0.00	449,070	0.00	251,651	0.00	74,423	0.00	251,651	0.00	0	0.00
Total PS	**37,920,047**	**707.41**	**36,057,274**	**641.74**	**38,580,435**	**707.41**	**6,470,775**	**114.98**	**38,580,435**	**707.41**	**0**	**0.00**
In State Travel	12,381	0.00	32,150	0.00	17,581	0.00	9,542	0.00	17,581	0.00	0	0.00
Out of State Travel	500	0.00	3,484	0.00	500	0.00	0	0.00	500	0.00	0	0.00
Supplies	4,265,300	0.00	4,219,611	0.00	4,265,621	0.00	738,713	0.00	4,780,621	0.00	0	0.00
Professional Development	40,866	0.00	73,443	0.00	33,366	0.00	5,121	0.00	33,366	0.00	0	0.00
Communications Services and Supplies	213,688	0.00	198,389	0.00	213,688	0.00	36,402	0.00	213,688	0.00	0	0.00
Professional Services	4,432,531	0.00	3,941,464	0.00	4,395,276	0.00	598,220	0.00	3,695,276	0.00	0	0.00
Housekeeping and Janitorial Services	137,248	0.00	114,242	0.00	147,248	0.00	15,939	0.00	177,248	0.00	0	0.00
Maintenance and Repair Services	74,595	0.00	208,442	0.00	118,595	0.00	23,406	0.00	188,595	0.00	0	0.00
Computer Equipment	0	0.00	10,058	0.00	0	0.00	0	0.00	0	0.00	0	0.00
Motorized Equipment	0	0.00	44,692	0.00	0	0.00	0	0.00	45,000	0.00	0	0.00
Office Equipment Expenses	10,000	0.00	0	0.00	10,000	0.00	0	0.00	10,000	0.00	0	0.00
Other Equipment	399,942	0.00	186,252	0.00	409,942	0.00	25,159	0.00	409,942	0.00	0	0.00
Property and Improvements Expenses	45,876	0.00	0	0.00	15,000	0.00	0	0.00	15,000	0.00	0	0.00
Building Lease Payments Operating	642	0.00	0	0.00	642	0.00	0	0.00	642	0.00	0	0.00
Equipment Lease Payments	17,566	0.00	39,704	0.00	17,566	0.00	6,649	0.00	17,566	0.00	0	0.00
Miscellaneous Expenses	13,288	0.00	56,966	0.00	13,288	0.00	5,552	0.00	53,288	0.00	0	0.00

CORE DECISION ITEM

Dept Of Mental Health
Division of Behavioral Health
CORE - Forensic Treatment Center

Budget Unit 750067B

Bill Section 10.310

	FY25 Budget		FY25 Actual		FY26 Budget		FY26 Actual as of 8/31/25		FY27 DTREQ		FY27 GVREC	
Account	**Dollars**	**FTE**	**Dollars**	**FTE**	**Dollars**	**FTE**	**Dollars**	**FTE**	**Dollars**	**FTE**	**Dollars**	**FTE**
Total EE	**9,664,423**	**0.00**	**9,128,898**	**0.00**	**9,658,313**	**0.00**	**1,464,702**	**0.00**	**9,658,313**	**0.00**	**0**	**0.00**
Program Disbursements	0	0.00	6,514	0.00	0	0.00	0	0.00	0	0.00	0	0.00
Total PSD	**0**	**0.00**	**6,514**	**0.00**	**0**	**0.00**	**0**	**0.00**	**0**	**0.00**	**0**	**0.00**
Grand Total	**47,584,470**	**707.41**	**45,192,686**	**641.74**	**48,238,748**	**707.41**	**7,935,477**	**114.98**	**48,238,748**	**707.41**	**0**	**0.00**

FLEXIBILITY REQUEST FORM

BUDGET UNIT NUMBER:	750067B	**DEPARTMENT:**	Mental Health
BUDGET UNIT NAME:	St. Louis Forensic Treatment Center	**DIVISION:**	Behavioral Health
HOUSE BILL SECTION:	10.310		

1. Provide the amount by fund of personal service flexibility and the amount by fund of expense and equipment flexibility you are requesting in dollar and percentage terms and explain why the flexibility is needed. If flexibility is being requested among divisions, provide the amount by fund of flexibility you are requesting in dollar and percentage terms and explain why the flexibility is needed.

DEPARTMENT REQUEST

The Divison of Behavioral Health (DBH) is requesting 50% flexibility between PS and EE, 15% flexibility between facilities based on total GR & FED funding for FY 2027, and 15% available for the purchase of community services. The information below shows a 50% calculation of both the regular PS and EE FY 2027 budgets.

Section	Fund	Budget	% Flex	Flex Amount
St. Louis Forensic Treatment Center - GR	PS	$37,156,783	50%	$18,578,392
	EE	$9,469,665	50%	$4,734,833
Total Request		$46,626,448	50%	$23,313,225
St. Louis Forensic Treatment Center - FED	PS	$903,776	50%	$451,888
	EE	$93,210	50%	$46,605
Total Request		$996,986	50%	$498,493
St. Louis Forensic Treatment Center - OTHER	PS	$121,153	50%	$60,577
	EE	$855,546	50%	$427,773
		$976,699	50%	$488,350

2. Estimate how much flexibility will be used for the budget year. How much flexibility was used in the Prior Year Budget and the Current Year Budget? Please specify the amount.

PRIOR YEAR ACTUAL AMOUNT OF FLEXIBILITY USED	CURRENT YEAR ESTIMATED AMOUNT OF FLEXIBILITY THAT WILL BE USED	BUDGET REQUEST ESTIMATED AMOUNT OF FLEXIBILITY THAT WILL BE USED
Forensic Treatment Center PS Expenditures - GR ($178,000) EE Expenditures - GR $178,000	Flexibility usage is difficult to estimate at this time.	Flexibility usage is difficult to estimate at this time.

3. Please explain how flexibility was used in the prior and/or current year.

PRIOR YEAR EXPLAIN ACTUAL USE	CURRENT YEAR EXPLAIN PLANNED USE
In FY 2025, flex was utilized within the facility to cover the costs of contracted staff due to ongoing vacancies at the facility.	Flexibility usage is difficult to estimate at this time.

CORE DECISION ITEM

Dept Of Mental Health | **Budget Unit 750071B**
Division of Behavioral Health
CORE - Southeast Missouri Mental Health Center | **Bill Section 10.315**

1. CORE FINANCIAL SUMMARY

FY 2027 Department Request

	GR	Federal	Other	Total
PS	26,959,810	307,474	97,876	27,365,160
EE	6,080,007	219,538	0	6,299,545
PSD	0	0	0	0
TRF	0	0	0	0
Total	**33,039,817**	**527,012**	**97,876**	**33,664,705**
FTE	**503.95**	**1.17**	**2.00**	**507.12**
Est. Fringe	19,075,763	142,779	72,038	19,290,580

Note: Fringes budgeted in Appropriation Bill 5 except for certain fringes budgeted directly to MoDOT, Highway Patrol, and Conservation.

FY 2027 Governor's Recommended

	GR	Federal	Other	Total
PS	0	0	0	0
EE	0	0	0	0
PSD	0	0	0	0
TRF	0	0	0	0
Total	**0**	**0**	**0**	**0**
FTE	**0.00**	**0.00**	**0.00**	**0.00**
Est. Fringe	0	0	0	0

Note: Fringes budgeted in Appropriation Bill 5 except for certain fringes budgeted directly to MoDOT, Highway Patrol, and Conservation.

Federal Funds: 1148:Department of Mental Health Federal
Other Funds: 1926:Mental Health Trust Fund

2. CORE DESCRIPTION

This item provides funding for adult forensic psychiatric inpatient hospitals operated by DBH. Per state statute, these hospitals provide competency restoration, inpatient and residential care to forensic individuals committed by the criminal courts, and to individuals civilly committed by the probate courts who require a high security environment. This funding is for the Southeast Missouri Mental Health Center located in Farmington.

3. PROGRAM LISTING (list programs included in this core funding)

State Operated Adult Facilities

CORE DECISION ITEM

Dept Of Mental Health | **Budget Unit 750071B**
Division of Behavioral Health
CORE - Southeast Missouri Mental Health Center | **Bill Section 10.315**

4. FINANCIAL HISTORY

	FY 2023 Actual	FY 2024 Actual	FY 2025 Actual	FY 2026 Current Yr. as of 8/31/25
Appropriations (All Funds)	24,337,295	30,792,449	32,976,238	33,664,705
Less Reverted (All Funds)	(711,922)	0	(172,975)	(984,844)
Less Restricted (All Funds)*	0	0	0	0
Less Transfers Out	(324,085)	(175,679)	0	0
Plus Transfers In	324,085	175,679	328,220	0
Budget Authority (All Funds)	23,625,373	30,792,449	33,131,483	32,679,861
Actual Expenditures (all Fund	23,529,740	30,698,642	33,087,050	5,150,619
Unexpended (All Funds)	95,633	93,807	44,433	27,529,242
Unexpended by Fund:				
General Revenue	(230)	0	0	26,959,292
Federal	9,565	0	44,433	472,128
Other	86,299	93,807	0	97,822



*Restricted amount is as of Sep 1, 2025

Reverted includes the statutory three-percent reserve amount (when applicable).
Restricted includes any Governor's Expenditure Restrictions which remained at the end of the fiscal year (when applicable).

CORE DECISION ITEM

Dept Of Mental Health | **Budget Unit 750071B**
Division of Behavioral Health
CORE - Southeast Missouri Mental Health Center | **Bill Section 10.315**

5. CORE RECONCILIATION DETAIL

	Budget Class	FTE	GR	FED	OTHER	TOTAL	Explanation
TAFP After VETOES							
	PS	507.12	26,959,810	307,474	97,876	27,365,160	
	EE	0.00	6,080,007	219,538	0	6,299,545	
	PD	0.00	0	0	0	0	
	TRF	0.00	0	0	0	0	
	Total	**507.12**	**33,039,817**	**527,012**	**97,876**	**33,664,705**	
One-Times							
	PS	0.00	0	0	0	0	
	EE	0.00	0	0	0	0	
	PD	0.00	0	0	0	0	
	TRF	0.00	0	0	0	0	
	Total	**0.00**	**0**	**0**	**0**	**0**	
FY 27 Beginning Core							
	PS	507.12	26,959,810	307,474	97,876	27,365,160	
	EE	0.00	6,080,007	219,538	0	6,299,545	
	PD	0.00	0	0	0	0	
	TRF	0.00	0	0	0	0	
	Total	**507.12**	**33,039,817**	**527,012**	**97,876**	**33,664,705**	

Department Request Adjustments

CORE DECISION ITEM

Dept Of Mental Health | **Budget Unit 750071B**
Division of Behavioral Health
CORE - Southeast Missouri Mental Health Center | **Bill Section 10.315**

			Budget Class	FTE	GR	FED	OTHER	TOTAL	Explanation
Core Reallocation	CRA.75B.029	19394	PS	0.00	0	0	0	0	Reallocation to reflect FY27 planned spending
Core Reallocation	CRA.75B.029	18329	PS	0.00	0	0	0	0	Reallocation to reflect FY27 planned spending
Core Reallocation	CRA.75B.029	12083	EE	0.00	0	0	0	0	Reallocation to reflect FY27 planned spending
Net Department Request Adjustments				**0.00**	**0**	**0**	**0**	**0**	
Department Request Core									
			PS	507.12	26,959,810	307,474	97,876	27,365,160	
			EE	0.00	6,080,007	219,538	0	6,299,545	
			PD	0.00	0	0	0	0	
			TRF	0.00	0	0	0	0	
			Total	**507.12**	**33,039,817**	**527,012**	**97,876**	**33,664,705**	
Governor's Recommended Core									
			PS	0.00	0	0	0	0	
			EE	0.00	0	0	0	0	
			PD	0.00	0	0	0	0	
			TRF	0.00	0	0	0	0	
			Total	**0.00**	**0**	**0**	**0**	**0**	

CORE DECISION ITEM

Dept Of Mental Health | **Budget Unit 750071B**
Division of Behavioral Health
CORE - Southeast Missouri Mental Health Center | **Bill Section 10.315**

Summary of the Core by Expenditure Types

	FY25 Budget		FY25 Actual		FY26 Budget		FY26 Actual as of 8/31/25		FY27 DTREQ		FY27 GVREC	
Account	**Dollars**	**FTE**	**Dollars**	**FTE**	**Dollars**	**FTE**	**Dollars**	**FTE**	**Dollars**	**FTE**	**Dollars**	**FTE**
Salary Differential	0	0.00	1,312,625	0.00	1,331,752	0.00	191,154	0.00	1,331,752	0.00	0	0.00
Leave Payouts	0	0.00	127,688	0.00	145,729	0.00	54,209	0.00	145,729	0.00	0	0.00
Benefit Eligible Wages	26,647,608	507.12	23,438,284	457.78	25,717,192	507.12	3,940,425	75.95	25,717,192	507.12	0	0.00
Planned Hourly Wages	0	0.00	1,454,905	25.93	136,417	0.00	242,977	4.16	136,417	0.00	0	0.00
Provisional Wages	0	0.00	586,821	15.00	0	0.00	110,902	2.82	0	0.00	0	0.00
Per Diem and Stipend Wages	0	0.00	11,071	0.00	34,070	0.00	0	0.00	34,070	0.00	0	0.00
Total PS	**26,647,608**	**507.12**	**26,931,395**	**498.71**	**27,365,160**	**507.12**	**4,539,668**	**82.93**	**27,365,160**	**507.12**	**0**	**0.00**
In State Travel	41,649	0.00	44,178	0.00	42,193	0.00	5,178	0.00	42,193	0.00	0	0.00
Out of State Travel	0	0.00	691	0.00	0	0.00	492	0.00	0	0.00	0	0.00
Supplies	2,045,597	0.00	3,469,217	0.00	2,097,022	0.00	301,873	0.00	2,597,022	0.00	0	0.00
Professional Development	81,800	0.00	117,108	0.00	81,800	0.00	11,295	0.00	111,800	0.00	0	0.00
Communications Services and Supplies	134,000	0.00	204,737	0.00	134,000	0.00	14,706	0.00	194,000	0.00	0	0.00
Professional Services	3,528,491	0.00	1,882,399	0.00	3,447,437	0.00	214,064	0.00	2,707,437	0.00	0	0.00
Housekeeping and Janitorial Services	45,000	0.00	77,741	0.00	45,000	0.00	14,353	0.00	45,000	0.00	0	0.00
Maintenance and Repair Services	49,000	0.00	166,920	0.00	49,000	0.00	22,115	0.00	149,000	0.00	0	0.00
Office Equipment Expenses	68,000	0.00	23,920	0.00	68,000	0.00	1,525	0.00	68,000	0.00	0	0.00
Other Equipment	222,500	0.00	136,951	0.00	222,500	0.00	22,594	0.00	272,500	0.00	0	0.00
Property and Improvements Expenses	8,079	0.00	2,224	0.00	8,079	0.00	0	0.00	8,079	0.00	0	0.00
Building Lease Payments Operating	1,000	0.00	2,168	0.00	1,000	0.00	470	0.00	1,000	0.00	0	0.00
Equipment Lease Payments	8,500	0.00	11,430	0.00	8,500	0.00	572	0.00	8,500	0.00	0	0.00
Miscellaneous Expenses	95,014	0.00	15,971	0.00	95,014	0.00	1,713	0.00	95,014	0.00	0	0.00
Total EE	**6,328,630**	**0.00**	**6,155,655**	**0.00**	**6,299,545**	**0.00**	**610,951**	**0.00**	**6,299,545**	**0.00**	**0**	**0.00**

CORE DECISION ITEM

Dept Of Mental Health
Division of Behavioral Health
CORE - Southeast Missouri Mental Health Center

Budget Unit 750071B

Bill Section 10.315

Account	FY25 Budget		FY25 Actual		FY26 Budget		FY26 Actual as of 8/31/25		FY27 DTREQ		FY27 GVREC	
	Dollars	FTE	Dollars	FTE	Dollars	FTE	Dollars	FTE	Dollars	FTE	Dollars	FTE
Grand Total	32,976,238	507.12	33,087,050	498.71	33,664,705	507.12	5,150,619	82.93	33,664,705	507.12	0	0.00

FLEXIBILITY REQUEST FORM

BUDGET UNIT NUMBER:	750071B	**DEPARTMENT:**	Mental Health
BUDGET UNIT NAME:	Southeast MO Mental Health Center	**DIVISION:**	Behavioral Health
HOUSE BILL SECTION:	10.315		

1. Provide the amount by fund of personal service flexibility and the amount by fund of expense and equipment flexibility you are requesting in dollar and percentage terms and explain why the flexibility is needed. If flexibility is being requested among divisions, provide the amount by fund of flexibility you are requesting in dollar and percentage terms and explain why the flexibility is needed.

DEPARTMENT REQUEST

The Division of Behavioral Health (DBH) is requesting 50% flexibility between PS and EE and 15% flexibility between facilities based on total GR & FED funding for FY 2027. Also, 10% flexibility between Southeast MO Mental Health Center and Southeast MO Mental Health Center - SORTS, and 15% available for the purchase of community services. The information below shows a 50% calculation of both the regular PS and EE FY 2027 budgets.

Section	Fund	Budget	% Flex	Flex Amount
Southeast MO MHC - GR	PS	$26,748,143	50%	$13,374,072
	EE	$6,600,858	50%	$3,300,429
Total Request		$33,349,001	50%	$16,674,501
Southeast MO MHC - FED	PS	$307,474	50%	$153,737
	EE	$219,538	50%	$109,769
Total Request		$527,012	50%	$263,506

2. Estimate how much flexibility will be used for the budget year. How much flexibility was used in the Prior Year Budget and the Current Year Budget? Please specify the amount.

PRIOR YEAR ACTUAL AMOUNT OF FLEXIBILITY USED	CURRENT YEAR ESTIMATED AMOUNT OF FLEXIBILITY THAT WILL BE USED	BUDGET REQUEST ESTIMATED AMOUNT OF FLEXIBILITY THAT WILL BE USED
Southeast MO MHC PS Expenditures - GR $328,220		

3. Please explain how flexibility was used in the prior and/or current year.

PRIOR YEAR EXPLAIN ACTUAL USE	CURRENT YEAR EXPLAIN PLANNED USE
In FY 2025, flex was utilized within the facility to cover payroll obligations.	Flexibility usage is difficult to estimate at this time.

CORE DECISION ITEM

Dept Of Mental Health | **Budget Unit 750074B**
Division of Behavioral Health
CORE - Southeast Missouri Mental Health Center-SORTS | **Bill Section 10.315**

1. CORE FINANCIAL SUMMARY

	FY 2027 Department Request					FY 2027 Governor's Recommended			
	GR	Federal	Other	Total		GR	Federal	Other	Total
PS	25,691,042	32,839	0	25,723,881	**PS**	0	0	0	0
EE	5,405,648	0	0	5,405,648	**EE**	0	0	0	0
PSD	0	0	0	0	**PSD**	0	0	0	0
TRF	0	0	0	0	**TRF**	0	0	0	0
Total	**31,096,690**	**32,839**	**0**	**31,129,529**	**Total**	**0**	**0**	**0**	**0**
FTE	**472.85**	**0.65**	**0.00**	**473.50**	**FTE**	**0.00**	**0.00**	**0.00**	**0.00**
Est. Fringe	18,057,415	23,826	0	18,081,241	**Est. Fringe**	0	0	0	0

Note: Fringes budgeted in Appropriation Bill 5 except for certain fringes budgeted directly to MoDOT, Highway Patrol, and Conservation.

Note: Fringes budgeted in Appropriation Bill 5 except for certain fringes budgeted directly to MoDOT, Highway Patrol, and Conservation.

Federal Funds: 1148:Department of Mental Health Federal

2. CORE DESCRIPTION

The state-operated Sex Offender Rehabilitation and Treatment Services (SORTS) provides appropriate treatment and housing for individuals adjudicated by the courts as sexually violent predators. With passage of the Sexually Violent Predator law, which was effective January 1, 1999, the Missouri General Assembly mandated that individuals adjudicated by the court as sexually violent predators be committed indefinitely to the custody of the Director of the Department of Mental Health for “control, care and treatment until such time…that the person is safe to be at large". In order for such commitments to pass constitutional scrutiny, the Department must provide care and treatment that is consistent with existing professional standards and practice, and federal case law. The law also requires that individuals committed for treatment as sexually violent predators be kept in a secure facility and housed separately from Department of Corrections inmates and from other mental health clients who have not been found to be sexually violent predators.

This funding is for the Southeast Missouri Mental Health Center (SEMO MHC) - SORTS program located in Farmington. There are 161 individuals in the SEMO MHC SORTS program.

3. PROGRAM LISTING (list programs included in this core funding)

Sex Offender Rehabilitation and Treatment Services

CORE DECISION ITEM

Dept Of Mental Health | **Budget Unit 750074B**
Division of Behavioral Health
CORE - Southeast Missouri Mental Health Center-SORTS | **Bill Section 10.315**

4. FINANCIAL HISTORY

	FY 2023 Actual	FY 2024 Actual	FY 2025 Actual	FY 2026 Current Yr. as of 8/31/25
Appropriations (All Funds)	26,186,439	29,605,044	33,265,737	31,129,529
Less Reverted (All Funds)	(784,715)	0	(382,013)	(929,597)
Less Restricted (All Funds)*	0	0	0	0
Less Transfers Out	0	(136,457)	(328,220)	0
Plus Transfers In	0	136,457	0	0
Budget Authority (All Funds)	25,401,724	29,605,044	32,555,504	30,199,932
Actual Expenditures (all Fund	25,617,593	29,538,575	30,211,680	5,793,321
Unexpended (All Funds)	(215,869)	66,469	2,343,824	24,406,611
Unexpended by Fund:				
General Revenue	(215,869)	0	0	24,373,772
Federal	0	66,469	2,343,824	32,839
Other	0	0	0	0



*Restricted amount is as of Sep 1, 2025

Reverted includes the statutory three-percent reserve amount (when applicable).
Restricted includes any Governor's Expenditure Restrictions which remained at the end of the fiscal year (when applicable).

CORE DECISION ITEM

Dept Of Mental Health | **Budget Unit 750074B**
Division of Behavioral Health
CORE - Southeast Missouri Mental Health Center-SORTS | **Bill Section 10.315**

5. CORE RECONCILIATION DETAIL

	Budget Class	FTE	GR	FED	OTHER	TOTAL	Explanation
TAFP After VETOES							
	PS	473.50	25,691,042	32,839	0	25,723,881	
	EE	0.00	5,405,648	0	0	5,405,648	
	PD	0.00	0	0	0	0	
	TRF	0.00	0	0	0	0	
	Total	**473.50**	**31,096,690**	**32,839**	**0**	**31,129,529**	
One-Times							
	PS	0.00	0	0	0	0	
	EE	0.00	0	0	0	0	
	PD	0.00	0	0	0	0	
	TRF	0.00	0	0	0	0	
	Total	**0.00**	**0**	**0**	**0**	**0**	
FY 27 Beginning Core							
	PS	473.50	25,691,042	32,839	0	25,723,881	
	EE	0.00	5,405,648	0	0	5,405,648	
	PD	0.00	0	0	0	0	
	TRF	0.00	0	0	0	0	
	Total	**473.50**	**31,096,690**	**32,839**	**0**	**31,129,529**	

Department Request Adjustments

CORE DECISION ITEM

Dept Of Mental Health | **Budget Unit 750074B**
Division of Behavioral Health
CORE - Southeast Missouri Mental Health Center-SORTS | **Bill Section 10.315**

			Budget Class	FTE	GR	FED	OTHER	TOTAL	Explanation
Core Reallocation	CRA.75B.029	12229	PS	0.00	0	0	0	0	Reallocation to reflect FY27 planned spending
Core Reallocation	CRA.75B.029	18330	PS	0.00	0	0	0	0	Reallocation to reflect FY27 planned spending
Core Reallocation	CRA.75B.029	12246	EE	0.00	0	0	0	0	Reallocation to reflect FY27 planned spending
Net Department Request Adjustments				**0.00**	**0**	**0**	**0**	**0**	
Department Request Core									
			PS	473.50	25,691,042	32,839	0	25,723,881	
			EE	0.00	5,405,648	0	0	5,405,648	
			PD	0.00	0	0	0	0	
			TRF	0.00	0	0	0	0	
			Total	**473.50**	**31,096,690**	**32,839**	**0**	**31,129,529**	
Governor's Recommended Core									
			PS	0.00	0	0	0	0	
			EE	0.00	0	0	0	0	
			PD	0.00	0	0	0	0	
			TRF	0.00	0	0	0	0	
			Total	**0.00**	**0**	**0**	**0**	**0**	

CORE DECISION ITEM

Dept Of Mental Health | **Budget Unit 750074B**
Division of Behavioral Health
CORE - Southeast Missouri Mental Health Center-SORTS | **Bill Section 10.315**

Summary of the Core by Expenditure Types

	FY25 Budget		FY25 Actual		FY26 Budget		FY26 Actual as of 8/31/25		FY27 DTREQ		FY27 GVREC	
Account	**Dollars**	**FTE**	**Dollars**	**FTE**	**Dollars**	**FTE**	**Dollars**	**FTE**	**Dollars**	**FTE**	**Dollars**	**FTE**
Salary Differential	0	0.00	1,545,767	0.00	1,648,929	0.00	287,531	0.00	1,648,929	0.00	0	0.00
Leave Payouts	0	0.00	87,506	0.00	124,294	0.00	1,366	0.00	124,294	0.00	0	0.00
Benefit Eligible Wages	25,180,271	473.50	21,632,220	392.07	23,739,679	473.00	4,363,940	77.96	23,739,679	473.00	0	0.00
Planned Hourly Wages	0	0.00	983,394	15.28	210,979	0.50	183,349	2.79	210,979	0.50	0	0.00
Provisional Wages	0	0.00	350,444	7.47	0	0.00	64,681	1.40	0	0.00	0	0.00
Total PS	**25,180,271**	**473.50**	**24,599,331**	**414.83**	**25,723,881**	**473.50**	**4,900,867**	**82.15**	**25,723,881**	**473.50**	**0**	**0.00**
In State Travel	18,481	0.00	45,091	0.00	19,083	0.00	3,418	0.00	35,083	0.00	0	0.00
Out of State Travel	3,700	0.00	21,767	0.00	3,707	0.00	4,131	0.00	3,707	0.00	0	0.00
Supplies	1,639,146	0.00	2,227,245	0.00	1,659,524	0.00	421,995	0.00	2,159,524	0.00	0	0.00
Professional Development	62,706	0.00	117,321	0.00	62,706	0.00	21,716	0.00	112,706	0.00	0	0.00
Communications Services and Supplies	82,313	0.00	92,472	0.00	82,313	0.00	9,100	0.00	82,313	0.00	0	0.00
Professional Services	5,424,620	0.00	2,331,230	0.00	2,723,815	0.00	389,006	0.00	2,137,815	0.00	0	0.00
Housekeeping and Janitorial Services	30,000	0.00	56,764	0.00	30,000	0.00	8,903	0.00	50,000	0.00	0	0.00
Maintenance and Repair Services	55,500	0.00	59,733	0.00	55,500	0.00	16,314	0.00	55,500	0.00	0	0.00
Office Equipment Expenses	124,500	0.00	19,456	0.00	124,500	0.00	561	0.00	124,500	0.00	0	0.00
Other Equipment	275,500	0.00	617,376	0.00	275,500	0.00	10,953	0.00	275,500	0.00	0	0.00
Property and Improvements Expenses	305,500	0.00	0	0.00	305,500	0.00	0	0.00	305,500	0.00	0	0.00
Building Lease Payments Operating	3,500	0.00	1,275	0.00	3,500	0.00	0	0.00	3,500	0.00	0	0.00
Equipment Lease Payments	18,000	0.00	0	0.00	18,000	0.00	25	0.00	18,000	0.00	0	0.00
Miscellaneous Expenses	42,000	0.00	22,618	0.00	42,000	0.00	6,332	0.00	42,000	0.00	0	0.00
Total EE	**8,085,466**	**0.00**	**5,612,349**	**0.00**	**5,405,648**	**0.00**	**892,454**	**0.00**	**5,405,648**	**0.00**	**0**	**0.00**

CORE DECISION ITEM

Dept Of Mental Health
Division of Behavioral Health
CORE - Southeast Missouri Mental Health Center-SORTS

Budget Unit 750074B

Bill Section 10.315

	FY25 Budget		FY25 Actual		FY26 Budget		FY26 Actual as of 8/31/25		FY27 DTREQ		FY27 GVREC	
Account	**Dollars**	**FTE**	**Dollars**	**FTE**	**Dollars**	**FTE**	**Dollars**	**FTE**	**Dollars**	**FTE**	**Dollars**	**FTE**
Grand Total	**33,265,737**	**473.50**	**30,211,680**	**414.83**	**31,129,529**	**473.50**	**5,793,321**	**82.15**	**31,129,529**	**473.50**	**0**	**0.00**

FLEXIBILITY REQUEST FORM

BUDGET UNIT NUMBER:	750074B	**DEPARTMENT:**	Mental Health
BUDGET UNIT NAME:	Southeast MO Mental Health Center - SORTS	**DIVISION:**	Behavioral Health
HOUSE BILL SECTION:	10.315		

1. Provide the amount by fund of personal service flexibility and the amount by fund of expense and equipment flexibility you are requesting in dollar and percentage terms and explain why the flexibility is needed. If flexibility is being requested among divisions, provide the amount by fund of flexibility you are requesting in dollar and percentage terms and explain why the flexibility is needed.

DEPARTMENT REQUEST

The Division of Behavioral Health (DBH) is requesting 50% flexibility between PS and EE and 15% flexibility between facilities based on total GR & FED funding for FY 2027. Also, 10% flexibility between Southeast MO Mental Health Center and Southeast MO Mental Health Center - SORTS, and 15% available for the purchase of community services. The information below shows a 50% calculation of both the regular PS and EE FY 2027 budgets.

Section	Fund	Budget	% Flex	Flex Amount
Southeast MO MHC - SORTS - GR	PS	$25,580,938	50%	$12,790,469
	EE	$5,459,062	50%	$2,729,531
Total Request		$31,040,000	50%	$15,520,000

2. Estimate how much flexibility will be used for the budget year. How much flexibility was used in the Prior Year Budget and the Current Year Budget? Please specify the amount.

PRIOR YEAR ACTUAL AMOUNT OF FLEXIBILITY USED	CURRENT YEAR ESTIMATED AMOUNT OF FLEXIBILITY THAT WILL BE USED	BUDGET REQUEST ESTIMATED AMOUNT OF FLEXIBILITY THAT WILL BE USED
Southeast MO MHC SORTS PS Expenditures - GR ($328,220)		

3. Please explain how flexibility was used in the prior and/or current year.

PRIOR YEAR EXPLAIN ACTUAL USE	CURRENT YEAR EXPLAIN PLANNED USE
In FY 2025, flex was utilized within the facility to cover payroll obligations.	Flexibility usage is difficult to estimate at this time.

CORE DECISION ITEM

Dept Of Mental Health | **Budget Unit 750076B**
Division of Behavioral Health
CORE - Center for Behavioral Medicine | **Bill Section 10.320**

1. CORE FINANCIAL SUMMARY

FY 2027 Department Request

	GR	Federal	Other	Total
PS	18,601,752	254,490	0	18,856,242
EE	3,073,767	633,697	416,100	4,123,564
PSD	0	0	0	0
TRF	0	0	0	0
Total	**21,675,519**	**888,187**	**416,100**	**22,979,806**
FTE	**307.44**	**0.55**	**0.00**	**307.99**
Est. Fringe	12,503,964	111,341	0	12,615,305

Note: Fringes budgeted in Appropriation Bill 5 except for certain fringes budgeted directly to MoDOT, Highway Patrol, and Conservation.

FY 2027 Governor's Recommended

	GR	Federal	Other	Total
PS	0	0	0	0
EE	0	0	0	0
PSD	0	0	0	0
TRF	0	0	0	0
Total	**0**	**0**	**0**	**0**
FTE	**0.00**	**0.00**	**0.00**	**0.00**
Est. Fringe	0	0	0	0

Note: Fringes budgeted in Appropriation Bill 5 except for certain fringes budgeted directly to MoDOT, Highway Patrol, and Conservation.

Federal Funds: 1148:Department of Mental Health Federal
Other Funds: 1288:Mental Health Earnings Fund

2. CORE DESCRIPTION

This item provides funding for adult forensic psychiatric inpatient hospitals operated by DBH. Per state statute, these hospitals provide competency restoration, inpatient and residential care to individuals committed by the criminal courts, and to individuals civilly committed by the probate courts who require a high security environment. This funding is for the Center for Behavioral Medicine (CBM) located in Kansas City.

3. PROGRAM LISTING (list programs included in this core funding)

State Operated Adult Facilities

CORE DECISION ITEM

Dept Of Mental Health | **Budget Unit 750076B**
Division of Behavioral Health
CORE - Center for Behavioral Medicine | **Bill Section 10.320**

4. FINANCIAL HISTORY

	FY 2023 Actual	FY 2024 Actual	FY 2025 Actual	FY 2026 Current Yr. as of 8/31/25
Appropriations (All Funds)	17,535,029	21,865,588	22,263,160	22,979,806
Less Reverted (All Funds)	0	0	(492,320)	(640,673)
Less Restricted (All Funds)*	0	0	0	0
Less Transfers Out	(1,233,690)	(181,200)	0	0
Plus Transfers In	1,233,690	843,200	0	0
Budget Authority (All Funds)	17,535,029	22,527,588	21,770,840	22,339,133
Actual Expenditures (all Fund	17,519,570	22,527,219	21,684,858	4,491,368
Unexpended (All Funds)	15,459	369	85,982	17,847,765
Unexpended by Fund:				
General Revenue	5,888	0	0	16,715,437
Federal	9,571	184	24,173	738,869
Other	0	185	61,809	393,459



*Restricted amount is as of Sep 1, 2025

Reverted includes the statutory three-percent reserve amount (when applicable).
Restricted includes any Governor's Expenditure Restrictions which remained at the end of the fiscal year (when applicable).

CORE DECISION ITEM

Dept Of Mental Health | **Budget Unit 750076B**
Division of Behavioral Health
CORE - Center for Behavioral Medicine | **Bill Section 10.320**

5. CORE RECONCILIATION DETAIL

	Budget Class	FTE	GR	FED	OTHER	TOTAL	Explanation
TAFP After VETOES							
	PS	307.99	18,601,752	254,490	0	18,856,242	
	EE	0.00	3,073,767	633,697	416,100	4,123,564	
	PD	0.00	0	0	0	0	
	TRF	0.00	0	0	0	0	
	Total	**307.99**	**21,675,519**	**888,187**	**416,100**	**22,979,806**	
One-Times							
	PS	0.00	0	0	0	0	
	EE	0.00	0	0	0	0	
	PD	0.00	0	0	0	0	
	TRF	0.00	0	0	0	0	
	Total	**0.00**	**0**	**0**	**0**	**0**	
FY 27 Beginning Core							
	PS	307.99	18,601,752	254,490	0	18,856,242	
	EE	0.00	3,073,767	633,697	416,100	4,123,564	
	PD	0.00	0	0	0	0	
	TRF	0.00	0	0	0	0	
	Total	**307.99**	**21,675,519**	**888,187**	**416,100**	**22,979,806**	

Department Request Adjustments

CORE DECISION ITEM

Dept Of Mental Health | **Budget Unit 750076B**
Division of Behavioral Health
CORE - Center for Behavioral Medicine | **Bill Section 10.320**

			Budget Class	FTE	GR	FED	OTHER	TOTAL	Explanation
Core Reallocation	CRA.75B.030	19395	PS	0.00	0	0	0	0	Reallocation to reflect FY27 planned spending
Core Reallocation	CRA.75B.030	10208	PS	0.00	0	0	0	0	Reallocation to reflect FY27 planned spending
Core Reallocation	CRA.75B.030	18332	PS	0.00	0	0	0	0	Reallocation to reflect FY27 planned spending
Net Department Request Adjustments				**0.00**	**0**	**0**	**0**	**0**	
Department Request Core									
			PS	307.99	18,601,752	254,490	0	18,856,242	
			EE	0.00	3,073,767	633,697	416,100	4,123,564	
			PD	0.00	0	0	0	0	
			TRF	0.00	0	0	0	0	
			Total	**307.99**	**21,675,519**	**888,187**	**416,100**	**22,979,806**	
Governor's Recommended Core									
			PS	0.00	0	0	0	0	
			EE	0.00	0	0	0	0	
			PD	0.00	0	0	0	0	
			TRF	0.00	0	0	0	0	
			Total	**0.00**	**0**	**0**	**0**	**0**	

CORE DECISION ITEM

Dept Of Mental Health | **Budget Unit 750076B**
Division of Behavioral Health
CORE - Center for Behavioral Medicine | **Bill Section 10.320**

Summary of the Core by Expenditure Types

	FY25 Budget		FY25 Actual		FY26 Budget		FY26 Actual as of 8/31/25		FY27 DTREQ		FY27 GVREC	
Account	**Dollars**	**FTE**	**Dollars**	**FTE**	**Dollars**	**FTE**	**Dollars**	**FTE**	**Dollars**	**FTE**	**Dollars**	**FTE**
Salary Differential	0	0.00	405,862	0.00	531,598	0.00	81,223	0.00	531,598	0.00	0	0.00
Leave Payouts	0	0.00	333,534	0.00	323,448	0.00	41,661	0.00	323,448	0.00	0	0.00
Benefit Eligible Wages	18,174,706	307.99	14,717,606	249.88	17,958,933	307.49	3,097,732	51.90	17,958,933	307.49	0	0.00
Planned Hourly Wages	0	0.00	699,257	11.00	42,263	0.50	156,644	2.29	42,263	0.50	0	0.00
Provisional Wages	0	0.00	1,524,911	20.93	0	0.00	251,689	3.59	0	0.00	0	0.00
Total PS	**18,174,706**	**307.99**	**17,681,170**	**281.82**	**18,856,242**	**307.99**	**3,628,949**	**57.79**	**18,856,242**	**307.99**	**0**	**0.00**
In State Travel	22,608	0.00	45,359	0.00	22,818	0.00	10,878	0.00	22,818	0.00	0	0.00
Out of State Travel	50	0.00	12,393	0.00	50	0.00	0	0.00	50	0.00	0	0.00
Supplies	1,406,491	0.00	1,874,833	0.00	1,457,567	0.00	210,805	0.00	1,457,567	0.00	0	0.00
Professional Development	75,000	0.00	87,441	0.00	75,000	0.00	17,033	0.00	75,000	0.00	0	0.00
Communications Services and Supplies	110,000	0.00	124,861	0.00	110,000	0.00	19,951	0.00	110,000	0.00	0	0.00
Professional Services	2,130,205	0.00	1,469,476	0.00	2,114,029	0.00	427,074	0.00	2,114,029	0.00	0	0.00
Housekeeping and Janitorial Services	72,000	0.00	94,254	0.00	72,000	0.00	13,263	0.00	72,000	0.00	0	0.00
Maintenance and Repair Services	65,000	0.00	115,604	0.00	65,000	0.00	32,455	0.00	65,000	0.00	0	0.00
Computer Equipment	0	0.00	4,209	0.00	0	0.00	0	0.00	0	0.00	0	0.00
Office Equipment Expenses	35,000	0.00	10,264	0.00	35,000	0.00	10,580	0.00	35,000	0.00	0	0.00
Other Equipment	105,100	0.00	76,763	0.00	105,100	0.00	81,720	0.00	105,100	0.00	0	0.00
Property and Improvements Expenses	40,000	0.00	6,639	0.00	40,000	0.00	20,000	0.00	40,000	0.00	0	0.00
Building Lease Payments Operating	0	0.00	36	0.00	0	0.00	0	0.00	0	0.00	0	0.00
Equipment Lease Payments	20,000	0.00	46,281	0.00	20,000	0.00	7,950	0.00	20,000	0.00	0	0.00
Miscellaneous Expenses	7,000	0.00	19,146	0.00	7,000	0.00	494	0.00	7,000	0.00	0	0.00
Total EE	**4,088,454**	**0.00**	**3,987,558**	**0.00**	**4,123,564**	**0.00**	**852,203**	**0.00**	**4,123,564**	**0.00**	**0**	**0.00**

CORE DECISION ITEM

Dept Of Mental Health
Division of Behavioral Health
CORE - Center for Behavioral Medicine

Budget Unit 750076B

Bill Section 10.320

	FY25 Budget		FY25 Actual		FY26 Budget		FY26 Actual as of 8/31/25		FY27 DTREQ		FY27 GVREC	
Account	**Dollars**	**FTE**	**Dollars**	**FTE**	**Dollars**	**FTE**	**Dollars**	**FTE**	**Dollars**	**FTE**	**Dollars**	**FTE**
Debt Service Expenses	0	0.00	16,130	0.00	0	0.00	10,217	0.00	0	0.00	0	0.00
Total PSD	**0**	**0.00**	**16,130**	**0.00**	**0**	**0.00**	**10,217**	**0.00**	**0**	**0.00**	**0**	**0.00**
Grand Total	**22,263,160**	**307.99**	**21,684,858**	**281.82**	**22,979,806**	**307.99**	**4,491,368**	**57.79**	**22,979,806**	**307.99**	**0**	**0.00**

FLEXIBILITY REQUEST FORM

BUDGET UNIT NUMBER:	750076B	**DEPARTMENT:**	Mental Health
BUDGET UNIT NAME:	Center for Behavioral Medicine	**DIVISION:**	Behavioral Health
HOUSE BILL SECTION:	10.320		

1. Provide the amount by fund of personal service flexibility and the amount by fund of expense and equipment flexibility you are requesting in dollar and percentage terms and explain why the flexibility is needed. If flexibility is being requested among divisions, provide the amount by fund of flexibility you are requesting in dollar and percentage terms and explain why the flexibility is needed.

DEPARTMENT REQUEST

The Division of Behavioral Medicine (DBH) is requesting 50% flexibility between PS and EE, 5% flexibility between facilities based on total GR & FED funding for FY 2027, and 15% available for the purchase of community services. The information below shows a 50% calculation of both the regular PS and EE FY 2027 budgets.

Section	Fund	Budget	% Flex	Flex Amount
Center for Behavioral Medicine - GR	PS	$18,281,996	50%	$9,140,998
	EE	$3,312,497	50%	$1,656,249
Total Request		$21,594,493	50%	$10,797,247
Center for Behavioral Medicine - FED	PS	$254,490	50%	$127,245
	EE	$499,767	50%	$249,884
	EE	$133,930	50%	$66,965
Total Request		$888,187	50%	$444,094

2. Estimate how much flexibility will be used for the budget year. How much flexibility was used in the Prior Year Budget and the Current Year Budget? Please specify the amount.

PRIOR YEAR ACTUAL AMOUNT OF FLEXIBILITY USED	CURRENT YEAR ESTIMATED AMOUNT OF FLEXIBILITY THAT WILL BE USED	BUDGET REQUEST ESTIMATED AMOUNT OF FLEXIBILITY THAT WILL BE USED
None Used.	Flexibility usage is difficult to estimate at this time.	Flexibility usage is difficult to estimate at this time.

3. Please explain how flexibility was used in the prior and/or current year.

PRIOR YEAR EXPLAIN ACTUAL USE	CURRENT YEAR EXPLAIN PLANNED USE
None Used.	Flexibility usage is difficult to estimate at this time.

CORE DECISION ITEM

Dept Of Mental Health | **Budget Unit 750078B**
Division of Behavioral Health
CORE - Hawthorn Children's Psychiatric Hospital | **Bill Section 10.325**

1. CORE FINANCIAL SUMMARY

	FY 2027 Department Request					FY 2027 Governor's Recommended			
	GR	Federal	Other	Total		GR	Federal	Other	Total
PS	10,491,795	1,965,916	0	12,457,711	**PS**	0	0	0	0
EE	1,203,685	197,901	0	1,401,586	**EE**	0	0	0	0
PSD	0	0	0	0	**PSD**	0	0	0	0
TRF	0	0	0	0	**TRF**	0	0	0	0
Total	**11,695,480**	**2,163,817**	**0**	**13,859,297**	**Total**	**0**	**0**	**0**	**0**
FTE	**178.74**	**45.90**	**0.00**	**224.64**	**FTE**	**0.00**	**0.00**	**0.00**	**0.00**
Est. Fringe	7,139,697	1,540,514	0	8,680,210	**Est. Fringe**	0	0	0	0

Note: Fringes budgeted in Appropriation Bill 5 except for certain fringes budgeted directly to MoDOT, Highway Patrol, and Conservation.

Note: Fringes budgeted in Appropriation Bill 5 except for certain fringes budgeted directly to MoDOT, Highway Patrol, and Conservation.

Federal Funds: 1148:Department of Mental Health Federal

2. CORE DESCRIPTION

This core item funds the operation of Hawthorn Children's Psychiatric Hospital (HCPH) which provides psychiatric hospital inpatient and residential services to children and youth with Severe Emotional Disturbances (SED) or acute psychiatric needs whose needs cannot be met in an outpatient treatment setting. Based upon recent prevalence estimates*, around ten percent (10%) of Missouri children may be at risk of experiencing a severe emotional disturbance. This equates to approximately 137,447 Missouri children.

In response to growing referrals from social service agencies and families, the children's facility operated by the Division of Behavioral Health (DBH) is treating children with more challenging, complex, and deeply rooted behaviors. Many of these children are dually diagnosed with intellectual disabilities, which requires enhanced safety measures, staffing patterns, and staff skills. Most of the children in need of these services have experienced multiple traumatic events requiring an extensive comprehensive assessment and specific trauma focused evidence-based interventions.

HCPH is also unique in that the average length of stay for acute care hospitalization is more than 50 days -- 10 times that of the average private acute care stay.

* Williams, N. J., Scott, L., & Aarons, G. A. (2018). Prevalence of Serious Emotional Disturbance Among U.S. Children: A Meta-Analysis. Psychiatric Services, 69(1), 32-40.

CORE DECISION ITEM

Dept Of Mental Health | **Budget Unit 750078B**
Division of Behavioral Health
CORE - Hawthorn Children's Psychiatric Hospital | **Bill Section 10.325**

3. PROGRAM LISTING (list programs included in this core funding)

State Operated Children's Facility

CORE DECISION ITEM

Dept Of Mental Health | **Budget Unit 750078B**
Division of Behavioral Health
CORE - Hawthorn Children's Psychiatric Hospital | **Bill Section 10.325**

4. FINANCIAL HISTORY

	FY 2023 Actual	FY 2024 Actual	FY 2025 Actual	FY 2026 Current Yr. as of 8/31/25
Appropriations (All Funds)	11,668,946	12,750,372	13,541,580	13,859,297
Less Reverted (All Funds)	(269,505)	0	(35,038)	(348,289)
Less Restricted (All Funds)*	0	0	0	0
Less Transfers Out	(945,336)	(473,526)	0	0
Plus Transfers In	945,336	473,526	0	0
Budget Authority (All Funds)	11,399,441	12,750,372	13,506,542	13,511,008
Actual Expenditures (all Fund	11,251,424	12,750,372	12,772,398	2,367,061
Unexpended (All Funds)	148,017	0	734,144	11,143,947
Unexpended by Fund:				
General Revenue	(238,601)	0	0	9,017,413
Federal	386,618	0	734,144	2,126,534
Other	0	0	0	0



*Restricted amount is as of Sep 1, 2025

Reverted includes the statutory three-percent reserve amount (when applicable).
Restricted includes any Governor's Expenditure Restrictions which remained at the end of the fiscal year (when applicable).

CORE DECISION ITEM

Dept Of Mental Health | **Budget Unit 750078B**
Division of Behavioral Health
CORE - Hawthorn Children's Psychiatric Hospital | **Bill Section 10.325**

5. CORE RECONCILIATION DETAIL

	Budget Class	FTE	GR	FED	OTHER	TOTAL	Explanation
TAFP After VETOES							
	PS	224.64	10,491,795	1,965,916	0	12,457,711	
	EE	0.00	1,203,685	197,901	0	1,401,586	
	PD	0.00	0	0	0	0	
	TRF	0.00	0	0	0	0	
	Total	**224.64**	**11,695,480**	**2,163,817**	**0**	**13,859,297**	
One-Times							
	PS	0.00	0	0	0	0	
	EE	0.00	0	0	0	0	
	PD	0.00	0	0	0	0	
	TRF	0.00	0	0	0	0	
	Total	**0.00**	**0**	**0**	**0**	**0**	
FY 27 Beginning Core							
	PS	224.64	10,491,795	1,965,916	0	12,457,711	
	EE	0.00	1,203,685	197,901	0	1,401,586	
	PD	0.00	0	0	0	0	
	TRF	0.00	0	0	0	0	
	Total	**224.64**	**11,695,480**	**2,163,817**	**0**	**13,859,297**	

Department Request Adjustments

CORE DECISION ITEM

Dept Of Mental Health | **Budget Unit 750078B**
Division of Behavioral Health
CORE - Hawthorn Children's Psychiatric Hospital | **Bill Section 10.325**

			Budget Class	FTE	GR	FED	OTHER	TOTAL	Explanation
Core Reallocation	CRA.75B.031	19387	PS	0.00	0	0	0	0	Reallocation to reflect FY27 planned spending
Core Reallocation	CRA.75B.031	15567	PS	0.00	0	0	0	0	Reallocation to reflect FY27 planned spending
Core Reallocation	CRA.75B.031	18333	PS	0.00	0	0	0	0	Reallocation to reflect FY27 planned spending
Core Reallocation	CRA.75B.031	18334	PS	0.00	0	0	0	0	Reallocation to reflect FY27 planned spending
Core Reallocation	CRA.75B.031	12067	EE	0.00	0	0	0	0	Reallocation to reflect FY27 planned spending
Net Department Request Adjustments				**0.00**	**0**	**0**	**0**	**0**	
Department Request Core									
			PS	224.64	10,491,795	1,965,916	0	12,457,711	
			EE	0.00	1,203,685	197,901	0	1,401,586	
			PD	0.00	0	0	0	0	
			TRF	0.00	0	0	0	0	
			Total	**224.64**	**11,695,480**	**2,163,817**	**0**	**13,859,297**	
Governor's Recommended Core									
			PS	0.00	0	0	0	0	
			EE	0.00	0	0	0	0	
			PD	0.00	0	0	0	0	
			TRF	0.00	0	0	0	0	
			Total	**0.00**	**0**	**0**	**0**	**0**	

CORE DECISION ITEM

Dept Of Mental Health | **Budget Unit 750078B**
Division of Behavioral Health
CORE - Hawthorn Children's Psychiatric Hospital | **Bill Section 10.325**

Summary of the Core by Expenditure Types

	FY25 Budget		FY25 Actual		FY26 Budget		FY26 Actual as of 8/31/25		FY27 DTREQ		FY27 GVREC	
Account	**Dollars**	**FTE**	**Dollars**	**FTE**	**Dollars**	**FTE**	**Dollars**	**FTE**	**Dollars**	**FTE**	**Dollars**	**FTE**
Salary Differential	0	0.00	353,620	0.00	472,686	0.00	55,597	0.00	336,686	0.00	0	0.00
Leave Payouts	0	0.00	79,606	0.00	56,771	0.00	6,424	0.00	55,626	0.00	0	0.00
Benefit Eligible Wages	12,175,737	224.64	10,066,045	176.02	11,928,254	224.64	1,820,800	31.41	12,065,399	224.64	0	0.00
Planned Hourly Wages	0	0.00	101,933	1.27	0	0.00	30,319	0.41	0	0.00	0	0.00
Provisional Wages	0	0.00	911,367	13.43	0	0.00	243,075	3.50	0	0.00	0	0.00
Total PS	**12,175,737**	**224.64**	**11,512,572**	**190.72**	**12,457,711**	**224.64**	**2,156,214**	**35.32**	**12,457,711**	**224.64**	**0**	**0.00**
In State Travel	3,165	0.00	7,704	0.00	3,176	0.00	4,942	0.00	5,176	0.00	0	0.00
Out of State Travel	1,000	0.00	6,923	0.00	1,000	0.00	0	0.00	1,000	0.00	0	0.00
Supplies	248,815	0.00	357,087	0.00	265,001	0.00	65,227	0.00	367,001	0.00	0	0.00
Professional Development	33,287	0.00	26,645	0.00	33,287	0.00	529	0.00	33,287	0.00	0	0.00
Communications Services and Supplies	61,000	0.00	54,377	0.00	61,000	0.00	9,171	0.00	61,000	0.00	0	0.00
Professional Services	912,269	0.00	653,249	0.00	933,315	0.00	85,348	0.00	783,315	0.00	0	0.00
Housekeeping and Janitorial Services	17,994	0.00	23,006	0.00	17,994	0.00	2,570	0.00	23,994	0.00	0	0.00
Maintenance and Repair Services	22,993	0.00	43,229	0.00	21,993	0.00	2,246	0.00	41,993	0.00	0	0.00
Office Equipment Expenses	5,000	0.00	0	0.00	5,000	0.00	0	0.00	5,000	0.00	0	0.00
Other Equipment	54,084	0.00	80,853	0.00	54,084	0.00	39,759	0.00	74,084	0.00	0	0.00
Property and Improvements Expenses	1,000	0.00	1,170	0.00	1,000	0.00	0	0.00	1,000	0.00	0	0.00
Building Lease Payments Operating	200	0.00	0	0.00	200	0.00	0	0.00	200	0.00	0	0.00
Equipment Lease Payments	1,036	0.00	773	0.00	536	0.00	316	0.00	536	0.00	0	0.00
Miscellaneous Expenses	4,000	0.00	4,811	0.00	4,000	0.00	738	0.00	4,000	0.00	0	0.00
Total EE	**1,365,843**	**0.00**	**1,259,826**	**0.00**	**1,401,586**	**0.00**	**210,847**	**0.00**	**1,401,586**	**0.00**	**0**	**0.00**

CORE DECISION ITEM

Dept Of Mental Health
Division of Behavioral Health
CORE - Hawthorn Children's Psychiatric Hospital

Budget Unit 750078B

Bill Section 10.325

	FY25 Budget		FY25 Actual		FY26 Budget		FY26 Actual as of 8/31/25		FY27 DTREQ		FY27 GVREC	
Account	**Dollars**	**FTE**	**Dollars**	**FTE**	**Dollars**	**FTE**	**Dollars**	**FTE**	**Dollars**	**FTE**	**Dollars**	**FTE**
Grand Total	13,541,580	224.64	12,772,398	190.72	13,859,297	224.64	2,367,061	35.32	13,859,297	224.64	0	0.00

FLEXIBILITY REQUEST FORM

BUDGET UNIT NUMBER:	750078B	**DEPARTMENT:**	Mental Health
BUDGET UNIT NAME:	Hawthorn Children's Psychiatric Hospital	**DIVISION:**	Behavioral Health
HOUSE BILL SECTION:	10.325		

1. Provide the amount by fund of personal service flexibility and the amount by fund of expense and equipment flexibility you are requesting in dollar and percentage terms and explain why the flexibility is needed. If flexibility is being requested among divisions, provide the amount by fund of flexibility you are requesting in dollar and percentage terms and explain why the flexibility is needed.

DEPARTMENT REQUEST

The Division of Behavioral Health (DBH) is requesting 50% flexibility between PS and EE and 5% flexibility between facilities based on total GR and FED funding for FY 2027. The information below shows a 50% calculation of both the regular PS and EE FY 2027 budgets.

HB Section	PS or E&E	Budget	% Flex	Flex Amount
Hawthorn - GR	PS	$10,405,934	50%	$5,202,967
	EE	$1,265,823	50%	$632,912
Total Request		$11,671,757	50%	$5,835,879
Hawthorn - FED	PS	$1,958,287	50%	$979,144
	EE	$104,691	50%	$52,346
	EE	$93,210	50%	$46,605
Total Request		$2,156,188	50%	$1,078,095

2. Estimate how much flexibility will be used for the budget year. How much flexibility was used in the Prior Year Budget and the Current Year Budget? Please specify the amount.

PRIOR YEAR ACTUAL AMOUNT OF FLEXIBILITY USED	CURRENT YEAR ESTIMATED AMOUNT OF FLEXIBILITY THAT WILL BE USED	BUDGET REQUEST ESTIMATED AMOUNT OF FLEXIBILITY THAT WILL BE USED
None Used.	Flexibility usage is difficult to estimate at this time.	Flexibility usage is difficult to estimate at this time.

3. Please explain how flexibility was used in the prior year and/or current year.

PRIOR YEAR EXPLAIN ACTUAL USE	CURRENT YEAR EXPLAIN PLANNED USE
None Used.	Flexibility usage is difficult to estimate at this time.

CORE DECISION ITEM

Dept Of Mental Health | **Budget Unit 750082B**
Division of Developmental Disabilities
CORE - Administration | **Bill Section 10.400**

1. CORE FINANCIAL SUMMARY

	FY 2027 Department Request					FY 2027 Governor's Recommended			
	GR	Federal	Other	Total		GR	Federal	Other	Total
PS	1,846,943	459,493	0	2,306,436	**PS**	0	0	0	0
EE	59,890	868,980	0	928,870	**EE**	0	0	0	0
PSD	0	0	0	0	**PSD**	0	0	0	0
TRF	0	0	0	0	**TRF**	0	0	0	0
Total	**1,906,833**	**1,328,473**	**0**	**3,235,306**	**Total**	**0**	**0**	**0**	**0**
FTE	**24.37**	**5.75**	**0.00**	**30.12**	**FTE**	**0.00**	**0.00**	**0.00**	**0.00**
Est. Fringe	1,140,949	278,740	0	1,419,689	**Est. Fringe**	0	0	0	0

Note: Fringes budgeted in Appropriation Bill 5 except for certain fringes budgeted directly to MoDOT, Highway Patrol, and Conservation.

Note: Fringes budgeted in Appropriation Bill 5 except for certain fringes budgeted directly to MoDOT, Highway Patrol, and Conservation.

Federal Funds: 1148:Department of Mental Health Federal

2. CORE DESCRIPTION

The Division of Developmental Disabilities (DD) has the responsibility to ensure that evaluation, care, habilitation, and rehabilitation services are accessible to Missouri citizens with developmental disabilities. In order to carry out its mission, the Division of DD purchases and provides services to persons with developmental disabilities through regional offices and state operated services. These facilities serve approximately 43,922 individuals, and the Division of DD's budget includes 3,140 appropriated staff who require administrative and technical support from the Division of DD. This core provides funding for personal services and expense and equipment for administrative staff who are essential in overseeing all statewide programs through establishing policies, procedures, and providing support to the Division of DD's facilities and contract providers.

3. PROGRAM LISTING (list programs included in this core funding)

DD Administration

CORE DECISION ITEM

Dept Of Mental Health
Division of Developmental Disabilities
CORE - Administration

Budget Unit 750082B

Bill Section 10.400

4. FINANCIAL HISTORY

	FY 2023 Actual	FY 2024 Actual	FY 2025 Actual	FY 2026 Current Yr. as of 8/31/25
Appropriations (All Funds)	2,645,131	2,804,286	2,869,940	3,235,306
Less Reverted (All Funds)	(46,792)	(51,562)	(53,188)	(57,205)
Less Restricted (All Funds)*	0	0	0	0
Less Transfers Out	0	0	0	0
Plus Transfers In	0	0	0	0
Budget Authority (All Funds)	2,598,339	2,752,724	2,816,752	3,178,101
Actual Expenditures (all Fund	2,597,858	2,575,224	2,310,845	482,604
Unexpended (All Funds)	482	177,500	505,907	2,695,497
Unexpended by Fund:				
General Revenue	0	0	0	1,546,238
Federal	482	177,500	505,907	1,149,259
Other	0	0	0	0



*Restricted amount is as of Sep 1, 2025

Reverted includes the statutory three-percent reserve amount (when applicable).
Restricted includes any Governor's Expenditure Restrictions which remained at the end of the fiscal year (when applicable).

CORE DECISION ITEM

Dept Of Mental Health | **Budget Unit 750082B**
Division of Developmental Disabilities
CORE - Administration | **Bill Section 10.400**

NOTES:

FY2024 – Lapse in Federal authority was due to timing of vehicle contracts.
FY2025 – Lapse in Federal authority was due to vacancies and delays in implementation and execution of professional service contracts. We expect full expenditure of federal authority in FY2026.

CORE DECISION ITEM

Dept Of Mental Health
Division of Developmental Disabilities
CORE - Administration

Budget Unit 750082B

Bill Section 10.400

5. CORE RECONCILIATION DETAIL

	Budget Class	FTE	GR	FED	OTHER	TOTAL	Explanation
TAFP After VETOES							
	PS	30.12	1,846,943	459,493	0	2,306,436	
	EE	0.00	59,890	868,980	0	928,870	
	PD	0.00	0	0	0	0	
	TRF	0.00	0	0	0	0	
	Total	**30.12**	**1,906,833**	**1,328,473**	**0**	**3,235,306**	
One-Times							
	PS	0.00	0	0	0	0	
	EE	0.00	0	0	0	0	
	PD	0.00	0	0	0	0	
	TRF	0.00	0	0	0	0	
	Total	**0.00**	**0**	**0**	**0**	**0**	
FY 27 Beginning Core							
	PS	30.12	1,846,943	459,493	0	2,306,436	
	EE	0.00	59,890	868,980	0	928,870	
	PD	0.00	0	0	0	0	
	TRF	0.00	0	0	0	0	
	Total	**30.12**	**1,906,833**	**1,328,473**	**0**	**3,235,306**	

Department Request Adjustments

CORE DECISION ITEM

Dept Of Mental Health | **Budget Unit 750082B**
Division of Developmental Disabilities
CORE - Administration | **Bill Section 10.400**

			Budget Class	FTE	GR	FED	OTHER	TOTAL	Explanation
Core Reallocation	CRA.75B.032	11911	PS	0.00	0	0	0	0	Reallocation to reflect FY27 planned spending
Core Reallocation	CRA.75B.032	11913	PS	0.00	0	0	0	0	Reallocation to reflect FY27 planned spending
Core Reallocation	CRA.75B.032	11912	EE	0.00	0	0	0	0	Reallocation to reflect FY27 planned spending
Core Reallocation	CRA.75B.032	11914	EE	0.00	0	0	0	0	Reallocation to reflect FY27 planned spending
Net Department Request Adjustments				**0.00**	**0**	**0**	**0**	**0**	
Department Request Core									
			PS	30.12	1,846,943	459,493	0	2,306,436	
			EE	0.00	59,890	868,980	0	928,870	
			PD	0.00	0	0	0	0	
			TRF	0.00	0	0	0	0	
			Total	**30.12**	**1,906,833**	**1,328,473**	**0**	**3,235,306**	
Governor's Recommended Core									
			PS	0.00	0	0	0	0	
			EE	0.00	0	0	0	0	
			PD	0.00	0	0	0	0	
			TRF	0.00	0	0	0	0	
			Total	**0.00**	**0**	**0**	**0**	**0**	

CORE DECISION ITEM

Dept Of Mental Health
Division of Developmental Disabilities
CORE - Administration

Budget Unit 750082B

Bill Section 10.400

Summary of the Core by Expenditure Types

	FY25 Budget		FY25 Actual		FY26 Budget		FY26 Actual as of 8/31/25		FY27 DTREQ		FY27 GVREC	
Account	**Dollars**	**FTE**	**Dollars**	**FTE**	**Dollars**	**FTE**	**Dollars**	**FTE**	**Dollars**	**FTE**	**Dollars**	**FTE**
Leave Payouts	0	0.00	8,519	0.00	417	0.00	9,994	0.00	0	0.00	0	0.00
Benefit Eligible Wages	2,048,745	29.37	1,950,823	26.81	2,284,821	30.03	349,564	4.52	2,306,436	30.12	0	0.00
Planned Hourly Wages	0	0.00	0	0.00	21,198	0.09	0	0.00	0	0.00	0	0.00
Provisional Wages	0	0.00	11,089	0.16	0	0.00	0	0.00	0	0.00	0	0.00
Total PS	**2,048,745**	**29.37**	**1,970,431**	**26.97**	**2,306,436**	**30.12**	**359,558**	**4.52**	**2,306,436**	**30.12**	**0**	**0.00**
In State Travel	44,554	0.00	47,909	0.00	44,979	0.00	6,163	0.00	44,979	0.00	0	0.00
Out of State Travel	13,098	0.00	20,316	0.00	13,098	0.00	6,406	0.00	12,711	0.00	0	0.00
Supplies	7,708	0.00	10,453	0.00	7,708	0.00	4,178	0.00	7,708	0.00	0	0.00
Professional Development	44,532	0.00	47,119	0.00	44,532	0.00	5,259	0.00	39,919	0.00	0	0.00
Communications Services and Supplies	8,044	0.00	15,494	0.00	8,044	0.00	3,493	0.00	8,044	0.00	0	0.00
Professional Services	679,851	0.00	56,050	0.00	784,601	0.00	304	0.00	784,601	0.00	0	0.00
Maintenance and Repair Services	1,573	0.00	57,287	0.00	1,573	0.00	0	0.00	1,573	0.00	0	0.00
Motorized Equipment	0	0.00	0	0.00	0	0.00	83,700	0.00	0	0.00	0	0.00
Office Equipment Expenses	5,422	0.00	25	0.00	5,422	0.00	0	0.00	5,422	0.00	0	0.00
Other Equipment	7,293	0.00	21,213	0.00	7,293	0.00	6,827	0.00	7,293	0.00	0	0.00
Property and Improvements Expenses	0	0.00	34,818	0.00	0	0.00	0	0.00	5,000	0.00	0	0.00
Building Lease Payments Operating	619	0.00	250	0.00	3,119	0.00	0	0.00	3,119	0.00	0	0.00
Equipment Lease Payments	788	0.00	26,052	0.00	788	0.00	0	0.00	788	0.00	0	0.00
Miscellaneous Expenses	7,713	0.00	3,427	0.00	7,713	0.00	6,717	0.00	7,713	0.00	0	0.00
Total EE	**821,195**	**0.00**	**340,414**	**0.00**	**928,870**	**0.00**	**123,047**	**0.00**	**928,870**	**0.00**	**0**	**0.00**

CORE DECISION ITEM

Dept Of Mental Health
Division of Developmental Disabilities
CORE - Administration

Budget Unit 750082B

Bill Section 10.400

Account	FY25 Budget		FY25 Actual		FY26 Budget		FY26 Actual as of 8/31/25		FY27 DTREQ		FY27 GVREC	
	Dollars	FTE	Dollars	FTE	Dollars	FTE	Dollars	FTE	Dollars	FTE	Dollars	FTE
Grand Total	2,869,940	29.37	2,310,845	26.97	3,235,306	30.12	482,604	4.52	3,235,306	30.12	0	0.00

CORE DECISION ITEM

Dept Of Mental Health | **Budget Unit 750172B**
Division of Developmental Disabilities
CORE - DD Administration - Medicaid | **Bill Section 10.400**

1. CORE FINANCIAL SUMMARY

FY 2027 Department Request

	GR	Federal	Other	Total
PS	36,243	36,305	0	72,548
EE	0	0	0	0
PSD	0	0	0	0
TRF	0	0	0	0
Total	**36,243**	**36,305**	**0**	**72,548**
FTE	**0.00**	**0.00**	**0.00**	**0.00**
Est. Fringe	14,577	14,602	0	29,179

Note: Fringes budgeted in Appropriation Bill 5 except for certain fringes budgeted directly to MoDOT, Highway Patrol, and Conservation.

Federal Funds: 1148:Department of Mental Health Federal

FY 2027 Governor's Recommended

	GR	Federal	Other	Total
PS	0	0	0	0
EE	0	0	0	0
PSD	0	0	0	0
TRF	0	0	0	0
Total	**0**	**0**	**0**	**0**
FTE	**0.00**	**0.00**	**0.00**	**0.00**
Est. Fringe	0	0	0	0

Note: Fringes budgeted in Appropriation Bill 5 except for certain fringes budgeted directly to MoDOT, Highway Patrol, and Conservation.

2. CORE DESCRIPTION

The Office of Licensure and Certification (OLC) provides oversight to agencies, both public and private, by licensing or certifying facilities and/or programs that offer services to consumers of DMH. OLC oversight includes ongoing monitoring to ensure providers maintain compliance with applicable state and federal standards and remain consistent with DMH's principles of practice.

OLC is required to complete site inspections for each site of service delivery at regular intervals in order for agencies to maintain their licensure/certification.

This appropriation is for the salary of one Licensure and Certification specialist.

3. PROGRAM LISTING (list programs included in this core funding)

DD Administration

CORE DECISION ITEM

Dept Of Mental Health
Division of Developmental Disabilities
CORE - DD Administration - Medicaid

Budget Unit 750172B

Bill Section 10.400

4. FINANCIAL HISTORY

	FY 2023 Actual	FY 2024 Actual	FY 2025 Actual	FY 2026 Current Yr. as of 8/31/25
Appropriations (All Funds)	0	0	68,500	72,548
Less Reverted (All Funds)	0	0	(1,028)	(1,087)
Less Restricted (All Funds)*	0	0	0	0
Less Transfers Out	0	0	0	0
Plus Transfers In	0	0	0	0
Budget Authority (All Funds)	0	0	67,472	71,461
Actual Expenditures (all Fund	0	0	47,793	11,836
Unexpended (All Funds)	0	0	19,679	59,625
Unexpended by Fund:				
General Revenue	0	0	9,689	29,328
Federal	0	0	9,990	30,297
Other	0	0	0	0

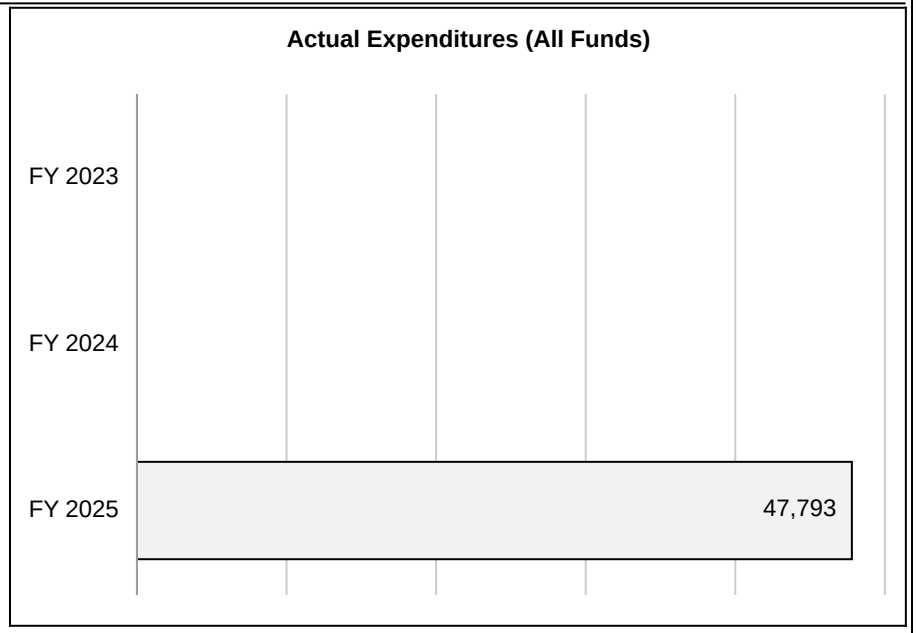

*Restricted amount is as of Sep 1, 2025

Reverted includes the statutory three-percent reserve amount (when applicable).
Restricted includes any Governor's Expenditure Restrictions which remained at the end of the fiscal year (when applicable).

NOTES:

FY 2025 - Funding appropriated in FY 2025 (no FTE) for salary of one Licensure and Certification specialist. Lapsed funds occurred as a result of recruitment and onboarding of new FTE.

CORE DECISION ITEM

Dept Of Mental Health | **Budget Unit 750172B**
Division of Developmental Disabilities
CORE - DD Administration - Medicaid | **Bill Section 10.400**

5. CORE RECONCILIATION DETAIL

	Budget Class	FTE	GR	FED	OTHER	TOTAL	Explanation
TAFP After VETOES							
	PS	0.00	36,243	36,305	0	72,548	
	EE	0.00	0	0	0	0	
	PD	0.00	0	0	0	0	
	TRF	0.00	0	0	0	0	
	Total	**0.00**	**36,243**	**36,305**	**0**	**72,548**	
One-Times							
	PS	0.00	0	0	0	0	
	EE	0.00	0	0	0	0	
	PD	0.00	0	0	0	0	
	TRF	0.00	0	0	0	0	
	Total	**0.00**	**0**	**0**	**0**	**0**	
FY 27 Beginning Core							
	PS	0.00	36,243	36,305	0	72,548	
	EE	0.00	0	0	0	0	
	PD	0.00	0	0	0	0	
	TRF	0.00	0	0	0	0	
	Total	**0.00**	**36,243**	**36,305**	**0**	**72,548**	

Department Request Adjustments

CORE DECISION ITEM

Dept Of Mental Health | **Budget Unit 750172B**
Division of Developmental Disabilities
CORE - DD Administration - Medicaid | **Bill Section 10.400**

	Budget Class	FTE	GR	FED	OTHER	TOTAL	Explanation
Net Department Request Adjustments		**0.00**	**0**	**0**	**0**	**0**	
Department Request Core							
	PS	0.00	36,243	36,305	0	72,548	
	EE	0.00	0	0	0	0	
	PD	0.00	0	0	0	0	
	TRF	0.00	0	0	0	0	
	Total	**0.00**	**36,243**	**36,305**	**0**	**72,548**	
Governor's Recommended Core							
	PS	0.00	0	0	0	0	
	EE	0.00	0	0	0	0	
	PD	0.00	0	0	0	0	
	TRF	0.00	0	0	0	0	
	Total	**0.00**	**0**	**0**	**0**	**0**	

CORE DECISION ITEM

Dept Of Mental Health | **Budget Unit 750172B**
Division of Developmental Disabilities
CORE - DD Administration - Medicaid | **Bill Section 10.400**

Summary of the Core by Expenditure Types

	FY25 Budget		FY25 Actual		FY26 Budget		FY26 Actual as of 8/31/25		FY27 DTREQ		FY27 GVREC	
Account	**Dollars**	**FTE**	**Dollars**	**FTE**	**Dollars**	**FTE**	**Dollars**	**FTE**	**Dollars**	**FTE**	**Dollars**	**FTE**
Benefit Eligible Wages	68,500	0.00	47,793	0.71	72,548	0.00	11,836	0.17	72,548	0.00	0	0.00
Total PS	**68,500**	**0.00**	**47,793**	**0.71**	**72,548**	**0.00**	**11,836**	**0.17**	**72,548**	**0.00**	**0**	**0.00**
Grand Total	**68,500**	**0.00**	**47,793**	**0.71**	**72,548**	**0.00**	**11,836**	**0.17**	**72,548**	**0.00**	**0**	**0.00**

CORE DECISION ITEM

Dept Of Mental Health | **Budget Unit 750084B**
Division of Developmental Disabilities
CORE - Habilitation Center Payments | **Bill Section 10.405**

1. CORE FINANCIAL SUMMARY

FY 2027 Department Request

	GR	Federal	Other	Total
PS	0	0	0	0
EE	0	0	3,417,038	3,417,038
PSD	0	0	0	0
TRF	0	0	0	0
Total	**0**	**0**	**3,417,038**	**3,417,038**
FTE	**0.00**	**0.00**	**0.00**	**0.00**
Est. Fringe	0	0	0	0

Note: Fringes budgeted in Appropriation Bill 5 except for certain fringes budgeted directly to MoDOT, Highway Patrol, and Conservation.

Other Funds: 1435:Habilitation Center Room and Board Fund

FY 2027 Governor's Recommended

	GR	Federal	Other	Total
PS	0	0	0	0
EE	0	0	0	0
PSD	0	0	0	0
TRF	0	0	0	0
Total	**0**	**0**	**0**	**0**
FTE	**0.00**	**0.00**	**0.00**	**0.00**
Est. Fringe	0	0	0	0

Note: Fringes budgeted in Appropriation Bill 5 except for certain fringes budgeted directly to MoDOT, Highway Patrol, and Conservation.

2. CORE DESCRIPTION

In July 2015, state habilitation centers began to deposit room and board funds for residents of habilitation centers into a new fund called Habilitation Center Room and Board Fund. This core contains $3.4 million in appropriation authority for these habilitation center room and board receipts. Once the funds are received and deposited, habilitation centers will spend the funds on expense and equipment purchases to support residents of the habilitation centers.

3. PROGRAM LISTING (list programs included in this core funding)

Hab Center Payments

CORE DECISION ITEM

Dept Of Mental Health | **Budget Unit 750084B**
Division of Developmental Disabilities
CORE - Habilitation Center Payments | **Bill Section 10.405**

4. FINANCIAL HISTORY

	FY 2023 Actual	FY 2024 Actual	FY 2025 Actual	FY 2026 Current Yr. as of 8/31/25
Appropriations (All Funds)	3,416,336	3,416,532	3,416,532	3,417,038
Less Reverted (All Funds)	0	0	0	0
Less Restricted (All Funds)*	0	0	0	0
Less Transfers Out	0	0	0	0
Plus Transfers In	0	0	0	0
Budget Authority (All Funds)	3,416,336	3,416,532	3,416,532	3,417,038
Actual Expenditures (all Fund	3,020,875	2,392,348	2,726,246	275,525
Unexpended (All Funds)	395,461	1,024,184	690,286	3,141,513
Unexpended by Fund:				
General Revenue	0	0	0	0
Federal	0	0	0	0
Other	395,461	1,024,184	690,286	3,141,513



*Restricted amount is as of Sep 1, 2025

Reverted includes the statutory three-percent reserve amount (when applicable).
Restricted includes any Governor's Expenditure Restrictions which remained at the end of the fiscal year (when applicable).

NOTES:

FY 2023, FY 2024 and FY 2025 - The lapse amount in Habilitation Center Room and Board funds are a result of timing of revenue deposits and expenditures from the fund.

CORE DECISION ITEM

Dept Of Mental Health | **Budget Unit 750084B**
Division of Developmental Disabilities
CORE - Habilitation Center Payments | **Bill Section 10.405**

5. CORE RECONCILIATION DETAIL

	Budget Class	FTE	GR	FED	OTHER	TOTAL	Explanation
TAFP After VETOES							
	PS	0.00	0	0	0	0	
	EE	0.00	0	0	3,417,038	3,417,038	
	PD	0.00	0	0	0	0	
	TRF	0.00	0	0	0	0	
	Total	**0.00**	**0**	**0**	**3,417,038**	**3,417,038**	
One-Times							
	PS	0.00	0	0	0	0	
	EE	0.00	0	0	0	0	
	PD	0.00	0	0	0	0	
	TRF	0.00	0	0	0	0	
	Total	**0.00**	**0**	**0**	**0**	**0**	
FY 27 Beginning Core							
	PS	0.00	0	0	0	0	
	EE	0.00	0	0	3,417,038	3,417,038	
	PD	0.00	0	0	0	0	
	TRF	0.00	0	0	0	0	
	Total	**0.00**	**0**	**0**	**3,417,038**	**3,417,038**	

Department Request Adjustments

CORE DECISION ITEM

Dept Of Mental Health | **Budget Unit 750084B**
Division of Developmental Disabilities
CORE - Habilitation Center Payments | **Bill Section 10.405**

	Budget Class	FTE	GR	FED	OTHER	TOTAL	Explanation
Net Department Request Adjustments		**0.00**	**0**	**0**	**0**	**0**	
Department Request Core							
	PS	0.00	0	0	0	0	
	EE	0.00	0	0	3,417,038	3,417,038	
	PD	0.00	0	0	0	0	
	TRF	0.00	0	0	0	0	
	Total	**0.00**	**0**	**0**	**3,417,038**	**3,417,038**	
Governor's Recommended Core							
	PS	0.00	0	0	0	0	
	EE	0.00	0	0	0	0	
	PD	0.00	0	0	0	0	
	TRF	0.00	0	0	0	0	
	Total	**0.00**	**0**	**0**	**0**	**0**	

CORE DECISION ITEM

Dept Of Mental Health | **Budget Unit 750084B**
Division of Developmental Disabilities
CORE - Habilitation Center Payments | **Bill Section 10.405**

Summary of the Core by Expenditure Types

	FY25 Budget		FY25 Actual		FY26 Budget		FY26 Actual as of 8/31/25		FY27 DTREQ		FY27 GVREC	
Account	**Dollars**	**FTE**	**Dollars**	**FTE**	**Dollars**	**FTE**	**Dollars**	**FTE**	**Dollars**	**FTE**	**Dollars**	**FTE**
In State Travel	15,992	0.00	23,950	0.00	16,498	0.00	764	0.00	16,498	0.00	0	0.00
Out of State Travel	1,331	0.00	215	0.00	1,331	0.00	310	0.00	1,331	0.00	0	0.00
Supplies	1,589,881	0.00	1,720,864	0.00	1,589,881	0.00	191,071	0.00	1,589,881	0.00	0	0.00
Professional Development	18,539	0.00	53,358	0.00	18,539	0.00	0	0.00	18,539	0.00	0	0.00
Communications Services and Supplies	136,936	0.00	124,675	0.00	136,936	0.00	10,756	0.00	136,936	0.00	0	0.00
Professional Services	1,196,187	0.00	451,838	0.00	1,196,187	0.00	20,992	0.00	1,196,187	0.00	0	0.00
Housekeeping and Janitorial Services	80,084	0.00	84,477	0.00	80,084	0.00	8,283	0.00	80,084	0.00	0	0.00
Maintenance and Repair Services	79,703	0.00	99,442	0.00	79,703	0.00	10,552	0.00	79,703	0.00	0	0.00
Motorized Equipment	64,590	0.00	0	0.00	64,590	0.00	12,250	0.00	64,590	0.00	0	0.00
Office Equipment Expenses	23,332	0.00	34,893	0.00	23,332	0.00	0	0.00	23,332	0.00	0	0.00
Other Equipment	171,248	0.00	122,621	0.00	171,248	0.00	19,110	0.00	171,248	0.00	0	0.00
Equipment Lease Payments	14,749	0.00	7,788	0.00	14,749	0.00	1,302	0.00	14,749	0.00	0	0.00
Miscellaneous Expenses	23,960	0.00	2,125	0.00	23,960	0.00	135	0.00	23,960	0.00	0	0.00
Total EE	**3,416,532**	**0.00**	**2,726,246**	**0.00**	**3,417,038**	**0.00**	**275,525**	**0.00**	**3,417,038**	**0.00**	**0**	**0.00**
Grand Total	**3,416,532**	**0.00**	**2,726,246**	**0.00**	**3,417,038**	**0.00**	**275,525**	**0.00**	**3,417,038**	**0.00**	**0**	**0.00**

CORE DECISION ITEM

Dept Of Mental Health
Division of Developmental Disabilities
CORE - DD Provider Assessment

Budget Unit 750083B

Bill Section 10.405

1. CORE FINANCIAL SUMMARY

	FY 2027 Department Request					FY 2027 Governor's Recommended			
	GR	Federal	Other	Total		GR	Federal	Other	Total
PS	0	0	0	0	**PS**	0	0	0	0
EE	6,200,000	0	0	6,200,000	**EE**	0	0	0	0
PSD	0	0	0	0	**PSD**	0	0	0	0
TRF	0	0	0	0	**TRF**	0	0	0	0
Total	**6,200,000**	**0**	**0**	**6,200,000**	**Total**	**0**	**0**	**0**	**0**
FTE	**0.00**	**0.00**	**0.00**	**0.00**	**FTE**	**0.00**	**0.00**	**0.00**	**0.00**
Est. Fringe	0	0	0	0	**Est. Fringe**	0	0	0	0

Note: Fringes budgeted in Appropriation Bill 5 except for certain fringes budgeted directly to MoDOT, Highway Patrol, and Conservation.

Note: Fringes budgeted in Appropriation Bill 5 except for certain fringes budgeted directly to MoDOT, Highway Patrol, and Conservation.

2. CORE DESCRIPTION

Senate Bill 1081 (Chapter 633, Section 633.401, RSMo), signed into law on June 25, 2008, allows the state to implement a provider assessment on all Intermediate Care Facilities for Individuals with Intellectual Disabilities (ICF/IID). The legislation allows the state to impose a 5.95% provider assessment on operating revenues of both private and state operated ICF/IID facilities. ICF/IID provider taxes are limited to the threshold in effect May 1, 2025, which for ICF/IIDs continues to be 5.95%. This core provides the authority for the state ICF/IID facilities to pay the provider assessment.

3. PROGRAM LISTING (list programs included in this core funding)

ICF-ID Reimbursement Allowance

CORE DECISION ITEM

Dept Of Mental Health | **Budget Unit 750083B**
Division of Developmental Disabilities
CORE - DD Provider Assessment | **Bill Section 10.405**

4. FINANCIAL HISTORY

	FY 2023 Actual	FY 2024 Actual	FY 2025 Actual	FY 2026 Current Yr. as of 8/31/25
Appropriations (All Funds)	6,200,000	6,200,000	6,200,000	6,200,000
Less Reverted (All Funds)	0	0	0	0
Less Restricted (All Funds)*	0	0	0	0
Less Transfers Out	0	0	0	0
Plus Transfers In	0	0	0	0
Budget Authority (All Funds)	6,200,000	6,200,000	6,200,000	6,200,000
Actual Expenditures (all Fund	5,427,203	5,473,689	5,885,348	0
Unexpended (All Funds)	772,797	726,311	314,652	6,200,000
Unexpended by Fund:				
General Revenue	772,797	726,311	314,652	6,200,000
Federal	0	0	0	0
Other	0	0	0	0

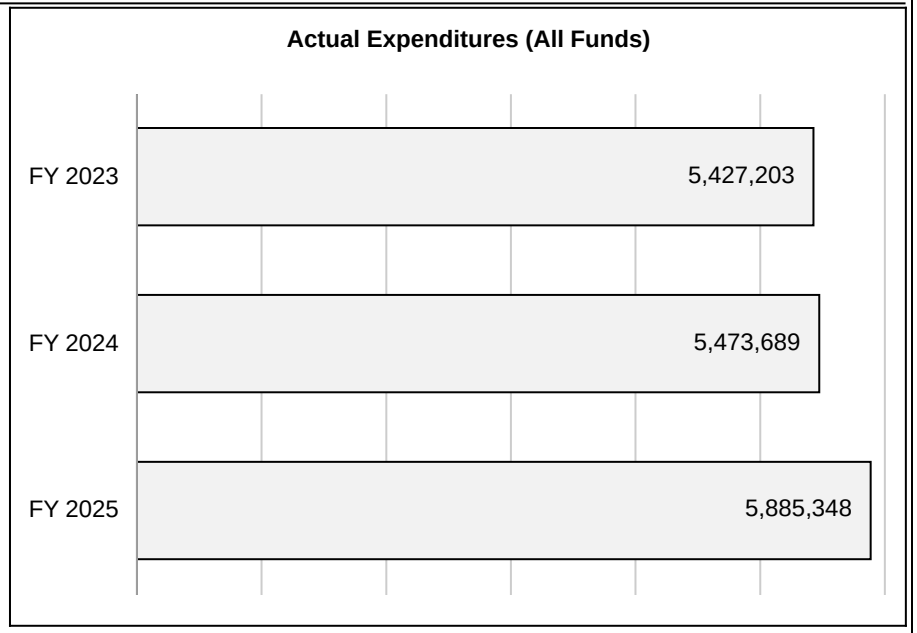

*Restricted amount is as of Sep 1, 2025

Reverted includes the statutory three-percent reserve amount (when applicable).
Restricted includes any Governor's Expenditure Restrictions which remained at the end of the fiscal year (when applicable).

NOTES:

FY 2023, FY 2024 and FY 2025 - Lapse amount for General Revenue funds occurred as a result of actual calculated provider assessment amounts for given year being less than the appropriated authority amount.

CORE DECISION ITEM

Dept Of Mental Health | **Budget Unit 750083B**
Division of Developmental Disabilities
CORE - DD Provider Assessment | **Bill Section 10.405**

5. CORE RECONCILIATION DETAIL

	Budget Class	FTE	GR	FED	OTHER	TOTAL	Explanation
TAFP After VETOES							
	PS	0.00	0	0	0	0	
	EE	0.00	6,200,000	0	0	6,200,000	
	PD	0.00	0	0	0	0	
	TRF	0.00	0	0	0	0	
	Total	**0.00**	**6,200,000**	**0**	**0**	**6,200,000**	
One-Times							
	PS	0.00	0	0	0	0	
	EE	0.00	0	0	0	0	
	PD	0.00	0	0	0	0	
	TRF	0.00	0	0	0	0	
	Total	**0.00**	**0**	**0**	**0**	**0**	
FY 27 Beginning Core							
	PS	0.00	0	0	0	0	
	EE	0.00	6,200,000	0	0	6,200,000	
	PD	0.00	0	0	0	0	
	TRF	0.00	0	0	0	0	
	Total	**0.00**	**6,200,000**	**0**	**0**	**6,200,000**	

Department Request Adjustments

CORE DECISION ITEM

Dept Of Mental Health | **Budget Unit 750083B**
Division of Developmental Disabilities
CORE - DD Provider Assessment | **Bill Section 10.405**

	Budget Class	FTE	GR	FED	OTHER	TOTAL	Explanation
Net Department Request Adjustments		**0.00**	**0**	**0**	**0**	**0**	
Department Request Core							
	PS	0.00	0	0	0	0	
	EE	0.00	6,200,000	0	0	6,200,000	
	PD	0.00	0	0	0	0	
	TRF	0.00	0	0	0	0	
	Total	**0.00**	**6,200,000**	**0**	**0**	**6,200,000**	
Governor's Recommended Core							
	PS	0.00	0	0	0	0	
	EE	0.00	0	0	0	0	
	PD	0.00	0	0	0	0	
	TRF	0.00	0	0	0	0	
	Total	**0.00**	**0**	**0**	**0**	**0**	

CORE DECISION ITEM

Dept Of Mental Health | **Budget Unit 750083B**
Division of Developmental Disabilities
CORE - DD Provider Assessment | **Bill Section 10.405**

Summary of the Core by Expenditure Types

	FY25 Budget		FY25 Actual		FY26 Budget		FY26 Actual as of 8/31/25		FY27 DTREQ		FY27 GVREC	
Account	**Dollars**	**FTE**	**Dollars**	**FTE**	**Dollars**	**FTE**	**Dollars**	**FTE**	**Dollars**	**FTE**	**Dollars**	**FTE**
Professional Services	6,200,000	0.00	5,885,348	0.00	6,200,000	0.00	0	0.00	6,200,000	0.00	0	0.00
Total EE	**6,200,000**	**0.00**	**5,885,348**	**0.00**	**6,200,000**	**0.00**	**0**	**0.00**	**6,200,000**	**0.00**	**0**	**0.00**
Grand Total	**6,200,000**	**0.00**	**5,885,348**	**0.00**	**6,200,000**	**0.00**	**0**	**0.00**	**6,200,000**	**0.00**	**0**	**0.00**

CORE DECISION ITEM

Dept Of Mental Health | **Budget Unit 750097B**
Division of Developmental Disabilities
CORE - Provider Assessment Allowance Transfer | **Bill Section 10.435**

1. CORE FINANCIAL SUMMARY

	FY 2027 Department Request					FY 2027 Governor's Recommended			
	GR	Federal	Other	Total		GR	Federal	Other	Total
PS	0	0	0	0	**PS**	0	0	0	0
EE	0	0	0	0	**EE**	0	0	0	0
PSD	0	0	0	0	**PSD**	0	0	0	0
TRF	0	0	2,300,000	2,300,000	**TRF**	0	0	0	0
Total	**0**	**0**	**2,300,000**	**2,300,000**	**Total**	**0**	**0**	**0**	**0**
FTE	**0.00**	**0.00**	**0.00**	**0.00**	**FTE**	**0.00**	**0.00**	**0.00**	**0.00**
Est. Fringe	0	0	0	0	**Est. Fringe**	0	0	0	0

Note: Fringes budgeted in Appropriation Bill 5 except for certain fringes budgeted directly to MoDOT, Highway Patrol, and Conservation.

Other Funds: 1901:Intermediate Care Fac Intellectually Disabled Reimb All

2. CORE DESCRIPTION

Senate Bill 1081 (Chapter 633, Section 633.401, RSMo), signed into law on June 25, 2008, allows the state to implement a provider assessment on all Intermediate Care Facilities for Individuals with Intellectual Disabilities (ICF/IID). The legislation allows the state to impose a 5.95% provider assessment on operating revenues of both private and state operated ICF/IID facilities. ICF/IID provider taxes are limited to the threshold in effect May 1, 2025, which for ICF/IIDs continues to be 5.95%.

This core item is an appropriated transfer section to transfer funds from the ICF/ID Reimbursement Allowance Fund to General Revenue and an appropriated transfer section to transfer funds from the ICF/ID Reimbursement Allowance Fund to DMH Federal funds. This allows the DMH to use Federal funds generated by the state operated ICF/IIDs to support the Federal authority and FTEs redirected from the Regional Offices in FY 2009 to Community Support Staff.

3. PROGRAM LISTING (list programs included in this core funding)

Not Applicable

CORE DECISION ITEM

Dept Of Mental Health | **Budget Unit 750097B**
Division of Developmental Disabilities
CORE - Provider Assessment Allowance Transfer | **Bill Section 10.435**

4. FINANCIAL HISTORY

	FY 2023 Actual	FY 2024 Actual	FY 2025 Actual	FY 2026 Current Yr. as of 8/31/25
Appropriations (All Funds)	2,300,000	2,300,000	2,300,000	2,300,000
Less Reverted (All Funds)	0	0	0	0
Less Restricted (All Funds)*	0	0	0	0
Less Transfers Out	0	0	0	0
Plus Transfers In	0	0	0	0
Budget Authority (All Funds)	2,300,000	2,300,000	2,300,000	2,300,000
Actual Expenditures (all Fund	1,848,071	1,860,781	2,000,724	0
Unexpended (All Funds)	451,929	439,219	299,276	2,300,000
Unexpended by Fund:				
General Revenue	0	0	0	0
Federal	0	0	0	0
Other	451,929	439,219	299,276	2,300,000



*Restricted amount is as of Sep 1, 2025

Reverted includes the statutory three-percent reserve amount (when applicable).
Restricted includes any Governor's Expenditure Restrictions which remained at the end of the fiscal year (when applicable).

NOTES:

FY 2023, FY 2024 and FY 2025 - Lapse amounts for Other funds occurred as a result of actual calculated provider assessment amounts for given year being less than the appropriated authority amount.

CORE DECISION ITEM

Dept Of Mental Health | **Budget Unit 750097B**
Division of Developmental Disabilities
CORE - Provider Assessment Allowance Transfer | **Bill Section 10.435**

5. CORE RECONCILIATION DETAIL

	Budget Class	FTE	GR	FED	OTHER	TOTAL	Explanation
TAFP After VETOES							
	PS	0.00	0	0	0	0	
	EE	0.00	0	0	0	0	
	PD	0.00	0	0	0	0	
	TRF	0.00	0	0	2,300,000	2,300,000	
	Total	**0.00**	**0**	**0**	**2,300,000**	**2,300,000**	
One-Times							
	PS	0.00	0	0	0	0	
	EE	0.00	0	0	0	0	
	PD	0.00	0	0	0	0	
	TRF	0.00	0	0	0	0	
	Total	**0.00**	**0**	**0**	**0**	**0**	
FY 27 Beginning Core							
	PS	0.00	0	0	0	0	
	EE	0.00	0	0	0	0	
	PD	0.00	0	0	0	0	
	TRF	0.00	0	0	2,300,000	2,300,000	
	Total	**0.00**	**0**	**0**	**2,300,000**	**2,300,000**	

Department Request Adjustments

CORE DECISION ITEM

Dept Of Mental Health | **Budget Unit 750097B**
Division of Developmental Disabilities
CORE - Provider Assessment Allowance Transfer | **Bill Section 10.435**

	Budget Class	FTE	GR	FED	OTHER	TOTAL	Explanation
Net Department Request Adjustments		**0.00**	**0**	**0**	**0**	**0**	
Department Request Core							
	PS	0.00	0	0	0	0	
	EE	0.00	0	0	0	0	
	PD	0.00	0	0	0	0	
	TRF	0.00	0	0	2,300,000	2,300,000	
	Total	**0.00**	**0**	**0**	**2,300,000**	**2,300,000**	
Governor's Recommended Core							
	PS	0.00	0	0	0	0	
	EE	0.00	0	0	0	0	
	PD	0.00	0	0	0	0	
	TRF	0.00	0	0	0	0	
	Total	**0.00**	**0**	**0**	**0**	**0**	

CORE DECISION ITEM

Dept Of Mental Health | **Budget Unit 750097B**
Division of Developmental Disabilities
CORE - Provider Assessment Allowance Transfer | **Bill Section 10.435**

Summary of the Core by Expenditure Types

	FY25 Budget		FY25 Actual		FY26 Budget		FY26 Actual as of 8/31/25		FY27 DTREQ		FY27 GVREC	
Account	**Dollars**	**FTE**	**Dollars**	**FTE**	**Dollars**	**FTE**	**Dollars**	**FTE**	**Dollars**	**FTE**	**Dollars**	**FTE**
Appropriated Transfers Out St	2,300,000	0.00	2,000,724	0.00	2,300,000	0.00	0	0.00	2,300,000	0.00	0	0.00
Total TRF	**2,300,000**	**0.00**	**2,000,724**	**0.00**	**2,300,000**	**0.00**	**0**	**0.00**	**2,300,000**	**0.00**	**0**	**0.00**
Grand Total	**2,300,000**	**0.00**	**2,000,724**	**0.00**	**2,300,000**	**0.00**	**0**	**0.00**	**2,300,000**	**0.00**	**0**	**0.00**

CORE DECISION ITEM

Dept Of Mental Health | **Budget Unit 750098B**
Division of Developmental Disabilities
CORE - Provider Assessment Allowance Transfer Federal | **Bill Section 10.435**

1. CORE FINANCIAL SUMMARY

	FY 2027 Department Request					FY 2027 Governor's Recommended			
	GR	Federal	Other	Total		GR	Federal	Other	Total
PS	0	0	0	0	**PS**	0	0	0	0
EE	0	0	0	0	**EE**	0	0	0	0
PSD	0	0	0	0	**PSD**	0	0	0	0
TRF	0	0	4,066,456	4,066,456	**TRF**	0	0	0	0
Total	**0**	**0**	**4,066,456**	**4,066,456**	**Total**	**0**	**0**	**0**	**0**
FTE	**0.00**	**0.00**	**0.00**	**0.00**	**FTE**	**0.00**	**0.00**	**0.00**	**0.00**
Est. Fringe	0	0	0	0	**Est. Fringe**	0	0	0	0

Note: Fringes budgeted in Appropriation Bill 5 except for certain fringes budgeted directly to MoDOT, Highway Patrol, and Conservation.

Other Funds: 1901:Intermediate Care Fac Intellectually Disabled Reimb All

2. CORE DESCRIPTION

Senate Bill 1081 (Chapter 633, Section 633.401, RSMo), signed into law on June 25, 2008, allows the state to implement a provider assessment on all Intermediate Care Facilities for Individuals with Intellectual Disabilities (ICF/IID). The legislation allows the state to impose a 5.95% provider assessment on operating revenues of both private and state operated ICF/IID facilities. ICF/IID provider taxes are limited to the threshold in effect May 1, 2025, which for ICF/IIDs continues to be 5.95%.

This core item is an appropriated transfer section to transfer funds from the ICF/ID Reimbursement Allowance Fund to DMH Federal funds. This allows the DMH to use Federal funds generated by the state operated ICF/IIDs to support the Federal authority and FTEs redirected from the Regional Offices in FY 2009 to Community Support Staff.

3. PROGRAM LISTING (list programs included in this core funding)

Not Applicable

CORE DECISION ITEM

Dept Of Mental Health | **Budget Unit 750098B**
Division of Developmental Disabilities
CORE - Provider Assessment Allowance Transfer Federal | **Bill Section 10.435**

4. FINANCIAL HISTORY

	FY 2023 Actual	FY 2024 Actual	FY 2025 Actual	FY 2026 Current Yr. as of 8/31/25
Appropriations (All Funds)	4,066,456	4,066,456	4,066,456	4,066,456
Less Reverted (All Funds)	0	0	0	0
Less Restricted (All Funds)*	0	0	0	0
Less Transfers Out	0	0	0	0
Plus Transfers In	0	0	0	0
Budget Authority (All Funds)	4,066,456	4,066,456	4,066,456	4,066,456
Actual Expenditures (all Fund	3,579,545	3,613,710	3,885,505	0
Unexpended (All Funds)	486,911	452,746	180,951	4,066,456
Unexpended by Fund:				
General Revenue	0	0	0	0
Federal	0	0	0	0
Other	486,911	452,746	180,951	4,066,456

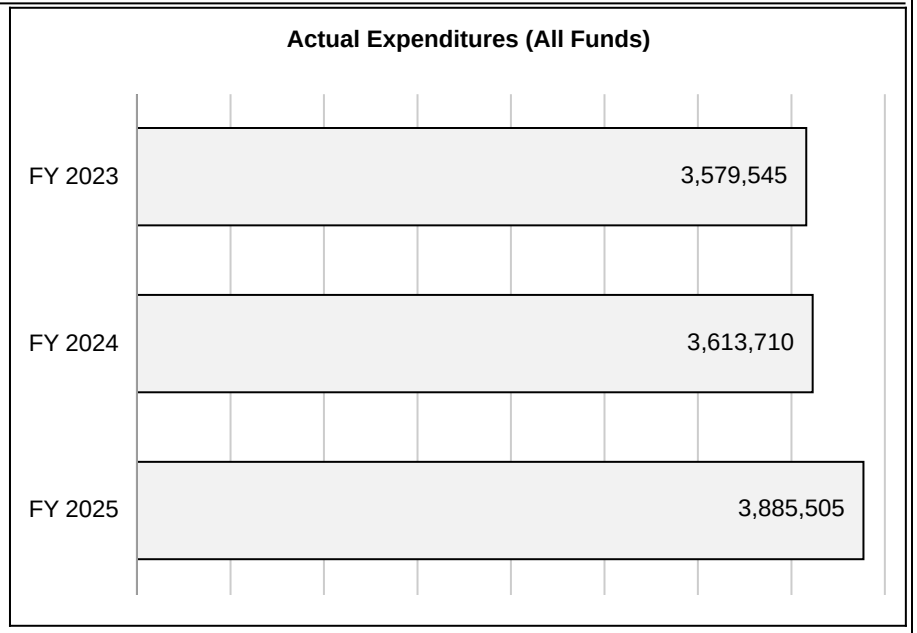

*Restricted amount is as of Sep 1, 2025

Reverted includes the statutory three-percent reserve amount (when applicable).
Restricted includes any Governor's Expenditure Restrictions which remained at the end of the fiscal year (when applicable).

NOTES:

FY 2023, FY 2024 and FY 2025 - Lapse amounts for Other funds occurred as a result of actual calculated provider assessment amounts for given year being less than the appropriated authority amount.

CORE DECISION ITEM

Dept Of Mental Health | **Budget Unit 750098B**
Division of Developmental Disabilities
CORE - Provider Assessment Allowance Transfer Federal | **Bill Section 10.435**

5. CORE RECONCILIATION DETAIL

	Budget Class	FTE	GR	FED	OTHER	TOTAL	Explanation
TAFP After VETOES							
	PS	0.00	0	0	0	0	
	EE	0.00	0	0	0	0	
	PD	0.00	0	0	0	0	
	TRF	0.00	0	0	4,066,456	4,066,456	
	Total	**0.00**	**0**	**0**	**4,066,456**	**4,066,456**	
One-Times							
	PS	0.00	0	0	0	0	
	EE	0.00	0	0	0	0	
	PD	0.00	0	0	0	0	
	TRF	0.00	0	0	0	0	
	Total	**0.00**	**0**	**0**	**0**	**0**	
FY 27 Beginning Core							
	PS	0.00	0	0	0	0	
	EE	0.00	0	0	0	0	
	PD	0.00	0	0	0	0	
	TRF	0.00	0	0	4,066,456	4,066,456	
	Total	**0.00**	**0**	**0**	**4,066,456**	**4,066,456**	

Department Request Adjustments

CORE DECISION ITEM

Dept Of Mental Health | **Budget Unit 750098B**
Division of Developmental Disabilities
CORE - Provider Assessment Allowance Transfer Federal | **Bill Section 10.435**

	Budget Class	FTE	GR	FED	OTHER	TOTAL	Explanation
Net Department Request Adjustments		**0.00**	**0**	**0**	**0**	**0**	
Department Request Core							
	PS	0.00	0	0	0	0	
	EE	0.00	0	0	0	0	
	PD	0.00	0	0	0	0	
	TRF	0.00	0	0	4,066,456	4,066,456	
	Total	**0.00**	**0**	**0**	**4,066,456**	**4,066,456**	
Governor's Recommended Core							
	PS	0.00	0	0	0	0	
	EE	0.00	0	0	0	0	
	PD	0.00	0	0	0	0	
	TRF	0.00	0	0	0	0	
	Total	**0.00**	**0**	**0**	**0**	**0**	

CORE DECISION ITEM

Dept Of Mental Health | **Budget Unit 750098B**
Division of Developmental Disabilities
CORE - Provider Assessment Allowance Transfer Federal | **Bill Section 10.435**

Summary of the Core by Expenditure Types

	FY25 Budget		FY25 Actual		FY26 Budget		FY26 Actual as of 8/31/25		FY27 DTREQ		FY27 GVREC	
Account	**Dollars**	**FTE**	**Dollars**	**FTE**	**Dollars**	**FTE**	**Dollars**	**FTE**	**Dollars**	**FTE**	**Dollars**	**FTE**
Appropriated Transfers Out St	4,066,456	0.00	3,885,505	0.00	4,066,456	0.00	0	0.00	4,066,456	0.00	0	0.00
Total TRF	**4,066,456**	**0.00**	**3,885,505**	**0.00**	**4,066,456**	**0.00**	**0**	**0.00**	**4,066,456**	**0.00**	**0**	**0.00**
Grand Total	**4,066,456**	**0.00**	**3,885,505**	**0.00**	**4,066,456**	**0.00**	**0**	**0.00**	**4,066,456**	**0.00**	**0**	**0.00**

CORE DECISION ITEM

Dept Of Mental Health | **Budget Unit 750086B**
Division of Developmental Disabilities
CORE - Community Programs | **Bill Section 10.410**

1. CORE FINANCIAL SUMMARY

	FY 2027 Department Request					FY 2027 Governor's Recommended			
	GR	Federal	Other	Total		GR	Federal	Other	Total
PS	1,048,001	1,137,569	0	2,185,570	**PS**	0	0	0	0
EE	39,800	409,284	31,470	480,554	**EE**	0	0	0	0
PSD	948,561,511	1,662,316,909	18,678,123	2,629,556,543	**PSD**	0	0	0	0
TRF	0	0	0	0	**TRF**	0	0	0	0
Total	**949,649,312**	**1,663,863,762**	**18,709,593**	**2,632,222,667**	**Total**	**0**	**0**	**0**	**0**
FTE	**11.42**	**15.17**	**0.00**	**26.59**	**FTE**	**0.00**	**0.00**	**0.00**	**0.00**
Est. Fringe	608,063	705,347	0	1,313,410	**Est. Fringe**	0	0	0	0

Note: Fringes budgeted in Appropriation Bill 5 except for certain fringes budgeted directly to MoDOT, Highway Patrol, and Conservation.

Note: Fringes budgeted in Appropriation Bill 5 except for certain fringes budgeted directly to MoDOT, Highway Patrol, and Conservation.

Federal Funds: 1148:Department of Mental Health Federal
1159:Title XXI Children's Health Insurance Program Federal F

Other Funds: 1109:Mental Health Interagency Payments Fund
1930:DMH Local Tax Matching Fund

2. CORE DESCRIPTION

The primary mission of the Division of Developmental Disabilities (DD) Community Programs is to provide the supports necessary to enable persons with developmental disabilities to remain connected to their parents, families, school, and community. The Division of DD operates a community-based service delivery system through its regional offices for persons with developmental disabilities. The regional offices utilize core funding to contract with community providers who provide in-home supports, residential services, autism supports, and other specialized services to individuals who are able to choose their own service provider. The support services allow individuals to live in their community and stay connected with their family and live in their least restrictive environment. In addition, this core contains personal services funds, as well as expense and equipment funds, which are used to support staff who are responsible for oversight of community programs funding. This core also contains funding for the division's Value Based Payment (VBP) initiative based on integration of key identified outcomes that produce value-based care delivery models to improve quality and efficiency of the total care delivered to individuals within DD.

3. PROGRAM LISTING (list programs included in this core funding)

In-Home Supports; Residential Services; DD Service Coordination; Autism

CORE DECISION ITEM

Dept Of Mental Health
Division of Developmental Disabilities
CORE - Community Programs

Budget Unit 750086B

Bill Section 10.410

4. FINANCIAL HISTORY

	FY 2023 Actual	FY 2024 Actual	FY 2025 Actual	FY 2026 Current Yr. as of 8/31/25
Appropriations (All Funds)	2,038,731,157	2,399,695,274	2,532,300,562	2,632,222,667
Less Reverted (All Funds)	(23,854)	(81,511)	(29,347)	(32,544)
Less Restricted (All Funds)*	0	0	0	0
Less Transfers Out	0	(250,000)	(6,000,000)	0
Plus Transfers In	0	250,000	6,000,000	0
Budget Authority (All Funds)	2,038,707,303	2,399,613,763	2,532,271,215	2,632,190,123
Actual Expenditures (all Fund	1,804,364,896	2,174,761,193	2,370,458,915	486,200,504
Unexpended (All Funds)	234,342,407	224,852,570	161,812,300	2,145,989,619
Unexpended by Fund:				
General Revenue	4,365,549	4,843,439	3,713,568	775,129,823
Federal	225,027,530	213,089,720	150,876,572	1,353,078,463
Other	4,949,329	6,919,411	7,222,160	17,781,333



*Restricted amount is as of Sep 1, 2025

Reverted includes the statutory three-percent reserve amount (when applicable).
Restricted includes any Governor's Expenditure Restrictions which remained at the end of the fiscal year (when applicable).

CORE DECISION ITEM

Dept Of Mental Health | **Budget Unit 750086B**
Division of Developmental Disabilities
CORE - Community Programs | **Bill Section 10.410**

NOTES:

FY 2023, FY 2024 and FY 2025- Lapse amounts for Federal funds occurred as a result of the amount of base provider service billings.

FY 2025 – Lapse amounts in other funds are due to timing of billing and reimbursement of invoices, as well as lower collections from SB40 match agreements.

FY 2023, FY 2024 - Appropriations amounts in FY2023 and FY2024 include Provider Rate Standardization and consecutive provider rate increases and funds for utilization Increases.

FY 2023, FY 2024 and FY 2025 - GR lapse was as a result of Targeted Case Management Billings. In FY2024, there was additional lapse for SEMO Autism.

CORE DECISION ITEM

Dept Of Mental Health | **Budget Unit 750086B**
Division of Developmental Disabilities
CORE - Community Programs | **Bill Section 10.410**

5. CORE RECONCILIATION DETAIL

			Budget Class	FTE	GR	FED	OTHER	TOTAL	Explanation
TAFP After VETOES									
			PS	26.59	1,048,001	1,137,569	0	2,185,570	
			EE	0.00	39,800	409,284	31,470	480,554	
			PD	0.00	948,561,511	1,662,316,909	18,678,123	2,629,556,543	
			TRF	0.00	0	0	0	0	
			Total	**26.59**	**949,649,312**	**1,663,863,762**	**18,709,593**	**2,632,222,667**	
One-Times									
			PS	0.00	0	0	0	0	
			EE	0.00	0	0	0	0	
			PD	0.00	0	0	0	0	
			TRF	0.00	0	0	0	0	
			Total	**0.00**	**0**	**0**	**0**	**0**	
FY 27 Beginning Core									
			PS	26.59	1,048,001	1,137,569	0	2,185,570	
			EE	0.00	39,800	409,284	31,470	480,554	
			PD	0.00	948,561,511	1,662,316,909	18,678,123	2,629,556,543	
			TRF	0.00	0	0	0	0	
			Total	**26.59**	**949,649,312**	**1,663,863,762**	**18,709,593**	**2,632,222,667**	
Department Request Adjustments									
Core Reallocation	CRA.75B.033	17426	PS	0.00	0	0	0	0	Reallocation to reflect FY27 planned spending

CORE DECISION ITEM

Dept Of Mental Health | **Budget Unit 750086B**
Division of Developmental Disabilities
CORE - Community Programs | **Bill Section 10.410**

			Budget Class	FTE	GR	FED	OTHER	TOTAL	Explanation
Core Reallocation	CRA.75B.033	11683	PS	0.00	0	0	0	0	Reallocation to reflect FY27 planned spending
Net Department Request Adjustments				**0.00**	**0**	**0**	**0**	**0**	
Department Request Core									
			PS	26.59	1,048,001	1,137,569	0	2,185,570	
			EE	0.00	39,800	409,284	31,470	480,554	
			PD	0.00	948,561,511	1,662,316,909	18,678,123	2,629,556,543	
			TRF	0.00	0	0	0	0	
			Total	**26.59**	**949,649,312**	**1,663,863,762**	**18,709,593**	**2,632,222,667**	
Governor's Recommended Core									
			PS	0.00	0	0	0	0	
			EE	0.00	0	0	0	0	
			PD	0.00	0	0	0	0	
			TRF	0.00	0	0	0	0	
			Total	**0.00**	**0**	**0**	**0**	**0**	

CORE DECISION ITEM

Dept Of Mental Health | **Budget Unit 750086B**
Division of Developmental Disabilities
CORE - Community Programs | **Bill Section 10.410**

Summary of the Core by Expenditure Types

	FY25 Budget		FY25 Actual		FY26 Budget		FY26 Actual as of 8/31/25		FY27 DTREQ		FY27 GVREC	
Account	**Dollars**	**FTE**	**Dollars**	**FTE**	**Dollars**	**FTE**	**Dollars**	**FTE**	**Dollars**	**FTE**	**Dollars**	**FTE**
Leave Payouts	0	0.00	18,492	0.00	50,570	0.00	3,479	0.00	0	0.00	0	0.00
Benefit Eligible Wages	1,964,727	24.59	1,803,723	23.22	2,112,319	25.99	334,986	4.17	2,185,570	26.59	0	0.00
Planned Hourly Wages	0	0.00	0	0.00	22,681	0.60	0	0.00	0	0.00	0	0.00
Total PS	**1,964,727**	**24.59**	**1,822,215**	**23.22**	**2,185,570**	**26.59**	**338,465**	**4.17**	**2,185,570**	**26.59**	**0**	**0.00**
In State Travel	70,720	0.00	70,485	0.00	71,514	0.00	15,622	0.00	71,514	0.00	0	0.00
Out of State Travel	14,800	0.00	433	0.00	14,800	0.00	3,086	0.00	14,800	0.00	0	0.00
Fuel and Utilities	56	0.00	0	0.00	56	0.00	0	0.00	56	0.00	0	0.00
Supplies	4,381	0.00	14,974	0.00	4,381	0.00	488	0.00	4,381	0.00	0	0.00
Professional Development	50,622	0.00	3,767	0.00	50,622	0.00	788	0.00	50,622	0.00	0	0.00
Communications Services and Supplies	7,318	0.00	1,298	0.00	7,318	0.00	0	0.00	7,318	0.00	0	0.00
Professional Services	304,986	0.00	3,541,228	0.00	304,986	0.00	475,071	0.00	304,986	0.00	0	0.00
Housekeeping and Janitorial Services	1,493	0.00	0	0.00	1,493	0.00	0	0.00	1,493	0.00	0	0.00
Maintenance and Repair Services	1,311	0.00	375,665	0.00	1,311	0.00	205	0.00	1,311	0.00	0	0.00
Computer Equipment	0	0.00	674,183	0.00	0	0.00	0	0.00	0	0.00	0	0.00
Motorized Equipment	0	0.00	42,450	0.00	0	0.00	0	0.00	0	0.00	0	0.00
Office Equipment Expenses	3,504	0.00	10,770	0.00	3,504	0.00	0	0.00	3,504	0.00	0	0.00
Other Equipment	12,416	0.00	0	0.00	12,416	0.00	1,447	0.00	12,416	0.00	0	0.00
Property and Improvements Expenses	723	0.00	0	0.00	723	0.00	0	0.00	723	0.00	0	0.00
Building Lease Payments Operating	627	0.00	0	0.00	627	0.00	0	0.00	627	0.00	0	0.00
Equipment Lease Payments	2,484	0.00	0	0.00	2,484	0.00	0	0.00	2,484	0.00	0	0.00
Miscellaneous Expenses	3,914	0.00	228	0.00	3,914	0.00	73	0.00	3,914	0.00	0	0.00
Rebillable Expenses	405	0.00	0	0.00	405	0.00	0	0.00	405	0.00	0	0.00
Total EE	**479,760**	**0.00**	**4,735,481**	**0.00**	**480,554**	**0.00**	**496,780**	**0.00**	**480,554**	**0.00**	**0**	**0.00**

CORE DECISION ITEM

Dept Of Mental Health
Division of Developmental Disabilities
CORE - Community Programs

Budget Unit 750086B

Bill Section 10.410

	FY25 Budget		FY25 Actual		FY26 Budget		FY26 Actual as of 8/31/25		FY27 DTREQ		FY27 GVREC	
Account	**Dollars**	**FTE**	**Dollars**	**FTE**	**Dollars**	**FTE**	**Dollars**	**FTE**	**Dollars**	**FTE**	**Dollars**	**FTE**
Program Disbursements	2,529,856,075	0.00	2,363,901,220	0.00	2,629,556,543	0.00	485,365,259	0.00	2,629,556,543	0.00	0	0.00
Total PSD	**2,529,856,075**	**0.00**	**2,363,901,220**	**0.00**	**2,629,556,543**	**0.00**	**485,365,259**	**0.00**	**2,629,556,543**	**0.00**	**0**	**0.00**
Grand Total	**2,532,300,562**	**24.59**	**2,370,458,915**	**23.22**	**2,632,222,667**	**26.59**	**486,200,504**	**4.17**	**2,632,222,667**	**26.59**	**0**	**0.00**

FLEXIBILITY REQUEST FORM

BUDGET UNIT NUMBER:	750086B	**DEPARTMENT:**	Mental Health
BUDGET UNIT NAME:	Community Programs		
HOUSE BILL SECTION:	10.410	**DIVISION:**	Developmental Disabilities

1. Provide the amount by fund of personal service flexibility and the amount by fund of expense and equipment flexibility you are requesting in dollar and percentage terms and explain why the flexibility is needed. If flexibility is being requested among divisions, provide the amount by fund of flexibility you are requesting in dollar and percentage terms and explain why the flexibility is needed.

DEPARTMENT REQUEST

DMH is requesting 100% flexibility between the MO HealthNet and Non-MO HealthNet GR and FED appropriations for FY 2027. The information below shows 100% calculation for Medicaid and Non-Medicaid FY 2027 budgets. Flexibility is also requested for 100% flexibility between 10.410 and 10.415; DD needs flexibility to pay providers should more individuals enroll in the DD Health Home program than originally projected.

HB Section	PS or E&E	Budget	% Flex Requested	Flex Request Amount
Community Non-Medicaid Programs - GR	PSD	$17,064,053	100%	$17,064,053
Community Programs Medicaid - GR	PSD	$924,127,150	100%	$924,127,150
DD Day Habilitation - GR	PSD	$9,993,731	100%	$9,993,731
Targeted Case Management- Medicaid - GR	PSD	$37,450,782	100%	$37,450,782
Total Request		$988,635,716	100%	$988,635,716
Community Programs - FED	PSD	$30,520,711	100%	$30,520,711
Community Programs Medicaid - FED	PSD	$1,599,339,692	100%	$1,599,339,692
Community Programs Medicaid - FED	PSD	$36,995,774	100%	$36,995,774
DD Day Habilitation Medicaid - FED	PSD	$18,302,953	100%	$18,302,953
Targeted Case Management- Medicaid - FED	PSD	$920,249	100%	$920,249
Targeted Case Management- Medicaid - FED	PSD	$67,709,343	100%	$67,709,343
Community Programs - CHIP - FED	PSD	$6,186,672	100%	$6,186,672
Total Request		$1,759,975,394	100%	$1,759,975,394

FLEXIBILITY REQUEST FORM

BUDGET UNIT NUMBER:	750086B	**DEPARTMENT:**	Mental Health
BUDGET UNIT NAME:	Community Programs		
HOUSE BILL SECTION:	10.410	**DIVISION:**	Developmental Disabilities

2. Estimate how much flexibility will be used for the budget year. How much flexibility was used in the Prior Year Budget and the Current Year Budget? Please specify the amount.

PRIOR YEAR ACTUAL AMOUNT OF FLEXIBILITY USED	CURRENT YEAR ESTIMATED AMOUNT OF FLEXIBILITY THAT WILL BE USED	BUDGET REQUEST ESTIMATED AMOUNT OF FLEXIBILITY THAT WILL BE USED
FY2025 Flex Used - FED - $6,000,000	Flexibility usage is difficult to estimate at this time.	Flexibility usage is difficult to estimate at this time.

3. Please explain how flexibility was used in the prior and/or current years.

PRIOR YEAR EXPLAIN ACTUAL USE	CURRENT YEAR EXPLAIN PLANNED USE
In FY 2025, flex was utilized to transfer authority between FED PSD appropriation 16680 to 12074 to process Medicaid waiver payments.	None used.

NEW DECISION ITEM
RANK: 011 OF 13

Mental Health
Developmental Disabilities
Electronic Visit Verification
DI# NOP.75B.005

Budget Unit 750086B

Bill Section 10.410

1. AMOUNT OF REQUEST

	FY 2027 Department Request					FY 2027 Governor's Recommended			
	GR	Federal	Other	Total		GR	Federal	Other	Total
PS	73,632	73,632	0	147,264	**PS**	0	0	0	0
EE	0	0	0	0	**EE**	0	0	0	0
PSD	0	0	0	0	**PSD**	0	0	0	0
TRF	0	0	0	0	**TRF**	0	0	0	0
Total	**73,632**	**73,632**	**0**	**147,264**	**Total**	**0**	**0**	**0**	**0**
FTE	**1.00**	**1.00**	**0.00**	**2.00**	**FTE**	**0.00**	**0.00**	**0.00**	**0.00**
Est. Fringe	0	0	0	0	**Est. Fringe**	0	0	0	0

Note: Fringes budgeted in Appropriation Bill 5 except for certain fringes budgeted directly to MoDOT, Highway Patrol, and Conservation.

Note: Fringes budgeted in Appropriation Bill 5 except for certain fringes budgeted directly to MoDOT, Highway Patrol, and Conservation.

Federal Funds: 1148:Department of Mental Health Federal

2. THIS REQUEST CAN BE CATEGORIZED AS:

Federal Mandate

3. WHY IS THIS FUNDING NEEDED? PROVIDE AN EXPLANATION FOR ITEMS CHECKED IN #2. INCLUDE THE FEDERAL OR STATE STATUTORY OR CONSTITUTIONAL AUTHORIZATION FOR THIS PROGRAM.

NEW DECISION ITEM
RANK: 011 OF 13

Mental Health
Developmental Disabilities
Electronic Visit Verification
DI# NOP.75B.005

Budget Unit 750086B

Bill Section 10.410

Section 12006(a) of the 21st Century Cures Act added 1903(l) to the Social Security Act, which mandates that states require Electronic Visit Verification (EVV) for all Medicaid personal care services (PCS) and home health care services (HHCS) for in-home visits by a provider. If states are not in compliance with this requirement, the state is subject to incremental reductions in Federal Medical Assistance Percentage (FMAP) match of PCS and HHCS expenditures that will eventually reach and continue at one percent until the state is compliant. In response, the Department of Social Services (DSS), MO Healthnet Division (MHD), promulgated Code of State Regulation 13 CSR 70-3.320.

EVV is a method of utilizing technology to capture point of service information related to the delivery of in-home services. EVV compliance can be achieved in a variety of manners, including but not limited to, the use of mobile applications with GPS capabilities, telephony from a landline, fixed devices and biometric recognition.

Per guidance from the Centers for Medicare & Medicaid Services (CMS), the next phase of EVV implementation requires the validation (matching) of claims to the data entered for each visit in the EVV Aggregator Solution (EAS) before payment of the claim. MHD first plans to implement a soft launch of the EVV claims validation to allow time for the Division of Developmental Disabilities to provide education to providers regarding the process, and to assist in preventing denial of claims following full implementation. The soft launch is expected to be a period of approximately three months. Throughout the soft launch, claims will continue to pay even if there is not a matching visit in EAS but providers will receive an informational exception on their Remittance Advice (RA). The claims not matching visits in the EAS will be denied once the full implementation of claims validation begins and will require corrections in the provider's EVV system and resubmittal of the claim for payment.

This service is highly utilized by individuals enrolled in DD waivers in order to assist them to remain in the community. In addition, the prior authorization and billing for these services process through the Department of Mental Health's CIMOR system prior to being sent to MHD's MMIS system for claims processing. Due to the intense provider education, coordination with EVV vendors, and assistance to correct billings, DD requests two FTE (2 Senior Program Specialists).

4. DESCRIBE THE DETAILED ASSUMPTIONS USED TO DERIVE THE SPECIFIC REQUESTED AMOUNT. (How did you determine that the requested number of FTE were appropriate? From what source or standard did you derive the requested levels of funding? Were alternatives such as outsourcing or automation considered? If based on new legislation, does request tie to TAFP fiscal note? If not, explain why. Detail which portions of the request are one-times and how those amounts were calculated.)

The Division of Developmental Disabilities is requesting funding to support two additional FTE to assist in educating providers, coordinating with EVV vendors, and assisting billing corrections. The salary is comparable to the salary of current Senior Program Specialists in the division.

Senior Program Specialist	$73,632	1.00 FTE
Senior Program Specialist	$73,632	1.00 FTE
Total	$147,264	2.00 FTE

5. BREAK DOWN THE REQUEST BY BUDGET ACCOUNT CLASS, JOB CLASS, AND FUND SOURCE. IDENTIFY ONE-TIME COSTS.

NEW DECISION ITEM
RANK: 011 OF 13

Mental Health
Developmental Disabilities
Electronic Visit Verification
DI# NOP.75B.005

Budget Unit 750086B

Bill Section 10.410

Budget Account Class/Job Class	DTREQ GR DOLLAR	DTREQ GR FTE	DTREQ FED DOLLAR	DTREQ FED FTE	DTREQ OTHER DOLLAR	DTREQ OTHER FTE	DTREQ TOTAL DOLLAR	DTREQ TOTAL FTE	DTREQ One-Time DOLLARS
02PS30 - SENIOR PROGRAM SPECIALIST	73,632	1.00	73,632	1.00	0	0.00	147,264	2.00	0
Total PS	**73,632**	**1.00**	**73,632**	**1.00**	**0**	**0.00**	**147,264**	**2.00**	**0**
Total EE	**0**		**0**		**0**		**0**		**0**
Total PSD	**0**		**0**		**0**		**0**		**0**
Total TRF	**0**		**0**		**0**		**0**		**0**
Grand Total	**73,632**	**1.00**	**73,632**	**1.00**	**0**	**0.00**	**147,264**	**2.00**	**0**

Budget Account Class/Job Class	GVREC GR DOLLAR	GVREC GR FTE	GVREC FED DOLLAR	GVREC FED FTE	GVREC OTHER DOLLAR	GVREC OTHER FTE	GVREC TOTAL DOLLAR	GVREC TOTAL FTE	GVREC One-Time DOLLARS
Total PS	**0**	**0.00**	**0**	**0.00**	**0**	**0.00**	**0**	**0.00**	**0**
Total EE	**0**		**0**		**0**		**0**		**0**
Total PSD	**0**		**0**		**0**		**0**		**0**
Total TRF	**0**		**0**		**0**		**0**		**0**
Grand Total	**0**	**0.00**	**0**	**0.00**	**0**	**0.00**	**0**	**0.00**	**0**

CORE DECISION ITEM

Dept Of Mental Health | **Budget Unit 750087B**
Division of Developmental Disabilities
CORE - Autism Outreach Initiatives | **Bill Section 10.410**

1. CORE FINANCIAL SUMMARY

FY 2027 Department Request

	GR	Federal	Other	Total
PS	0	0	0	0
EE	0	0	0	0
PSD	51,511	0	0	51,511
TRF	0	0	0	0
Total	**51,511**	**0**	**0**	**51,511**
FTE	**0.00**	**0.00**	**0.00**	**0.00**
Est. Fringe	0	0	0	0

Note: Fringes budgeted in Appropriation Bill 5 except for certain fringes budgeted directly to MoDOT, Highway Patrol, and Conservation.

FY 2027 Governor's Recommended

	GR	Federal	Other	Total
PS	0	0	0	0
EE	0	0	0	0
PSD	0	0	0	0
TRF	0	0	0	0
Total	**0**	**0**	**0**	**0**
FTE	**0.00**	**0.00**	**0.00**	**0.00**
Est. Fringe	0	0	0	0

Note: Fringes budgeted in Appropriation Bill 5 except for certain fringes budgeted directly to MoDOT, Highway Patrol, and Conservation.

2. CORE DESCRIPTION

The Division of Developmental Disabilities (DD) provides specialized services for individuals diagnosed with Autism Spectrum Disorders (ASD) and their families. This appropriation is for authorized autism services for individuals that are served either through the Hannibal or Kirksville satellite offices or receive services in Chariton and Randolph counties. Services include respite, social skills, and community inclusion.

3. PROGRAM LISTING (list programs included in this core funding)

Autism Outreach Initiatives

CORE DECISION ITEM

Dept Of Mental Health | **Budget Unit 750087B**
Division of Developmental Disabilities
CORE - Autism Outreach Initiatives | **Bill Section 10.410**

4. FINANCIAL HISTORY

	FY 2023 Actual	FY 2024 Actual	FY 2025 Actual	FY 2026 Current Yr. as of 8/31/25
Appropriations (All Funds)	51,511	51,511	51,511	51,511
Less Reverted (All Funds)	0	0	0	0
Less Restricted (All Funds)*	0	0	0	0
Less Transfers Out	0	0	0	0
Plus Transfers In	0	0	0	0
Budget Authority (All Funds)	51,511	51,511	51,511	51,511
Actual Expenditures (all Fund	51,511	51,511	51,511	8,586
Unexpended (All Funds)	0	0	0	42,925
Unexpended by Fund:				
General Revenue	0	0	0	42,925
Federal	0	0	0	0
Other	0	0	0	0



*Restricted amount is as of Sep 1, 2025

Reverted includes the statutory three-percent reserve amount (when applicable).
Restricted includes any Governor's Expenditure Restrictions which remained at the end of the fiscal year (when applicable).

CORE DECISION ITEM

Dept Of Mental Health | **Budget Unit 750087B**
Division of Developmental Disabilities
CORE - Autism Outreach Initiatives | **Bill Section 10.410**

5. CORE RECONCILIATION DETAIL

	Budget Class	FTE	GR	FED	OTHER	TOTAL	Explanation
TAFP After VETOES							
	PS	0.00	0	0	0	0	
	EE	0.00	0	0	0	0	
	PD	0.00	51,511	0	0	51,511	
	TRF	0.00	0	0	0	0	
	Total	**0.00**	**51,511**	**0**	**0**	**51,511**	
One-Times							
	PS	0.00	0	0	0	0	
	EE	0.00	0	0	0	0	
	PD	0.00	0	0	0	0	
	TRF	0.00	0	0	0	0	
	Total	**0.00**	**0**	**0**	**0**	**0**	
FY 27 Beginning Core							
	PS	0.00	0	0	0	0	
	EE	0.00	0	0	0	0	
	PD	0.00	51,511	0	0	51,511	
	TRF	0.00	0	0	0	0	
	Total	**0.00**	**51,511**	**0**	**0**	**51,511**	

Department Request Adjustments

CORE DECISION ITEM

Dept Of Mental Health | **Budget Unit 750087B**
Division of Developmental Disabilities
CORE - Autism Outreach Initiatives | **Bill Section 10.410**

	Budget Class	FTE	GR	FED	OTHER	TOTAL	Explanation
Net Department Request Adjustments		**0.00**	**0**	**0**	**0**	**0**	
Department Request Core							
	PS	0.00	0	0	0	0	
	EE	0.00	0	0	0	0	
	PD	0.00	51,511	0	0	51,511	
	TRF	0.00	0	0	0	0	
	Total	**0.00**	**51,511**	**0**	**0**	**51,511**	
Governor's Recommended Core							
	PS	0.00	0	0	0	0	
	EE	0.00	0	0	0	0	
	PD	0.00	0	0	0	0	
	TRF	0.00	0	0	0	0	
	Total	**0.00**	**0**	**0**	**0**	**0**	

CORE DECISION ITEM

Dept Of Mental Health | **Budget Unit 750087B**
Division of Developmental Disabilities
CORE - Autism Outreach Initiatives | **Bill Section 10.410**

Summary of the Core by Expenditure Types

	FY25 Budget		FY25 Actual		FY26 Budget		FY26 Actual as of 8/31/25		FY27 DTREQ		FY27 GVREC	
Account	**Dollars**	**FTE**	**Dollars**	**FTE**	**Dollars**	**FTE**	**Dollars**	**FTE**	**Dollars**	**FTE**	**Dollars**	**FTE**
Program Disbursements	51,511	0.00	51,511	0.00	51,511	0.00	8,586	0.00	51,511	0.00	0	0.00
Total PSD	**51,511**	**0.00**	**51,511**	**0.00**	**51,511**	**0.00**	**8,586**	**0.00**	**51,511**	**0.00**	**0**	**0.00**
Grand Total	**51,511**	**0.00**	**51,511**	**0.00**	**51,511**	**0.00**	**8,586**	**0.00**	**51,511**	**0.00**	**0**	**0.00**

CORE DECISION ITEM

Dept Of Mental Health | **Budget Unit 750088B**
Division of Developmental Disabilities
CORE - Autism Regional Projects | **Bill Section 10.410**

1. CORE FINANCIAL SUMMARY

FY 2027 Department Request

	GR	Federal	Other	Total
PS	0	0	0	0
EE	0	0	0	0
PSD	9,017,135	0	0	9,017,135
TRF	0	0	0	0
Total	**9,017,135**	**0**	**0**	**9,017,135**
FTE	**0.00**	**0.00**	**0.00**	**0.00**
Est. Fringe	0	0	0	0

Note: Fringes budgeted in Appropriation Bill 5 except for certain fringes budgeted directly to MoDOT, Highway Patrol, and Conservation.

FY 2027 Governor's Recommended

	GR	Federal	Other	Total
PS	0	0	0	0
EE	0	0	0	0
PSD	0	0	0	0
TRF	0	0	0	0
Total	**0**	**0**	**0**	**0**
FTE	**0.00**	**0.00**	**0.00**	**0.00**
Est. Fringe	0	0	0	0

Note: Fringes budgeted in Appropriation Bill 5 except for certain fringes budgeted directly to MoDOT, Highway Patrol, and Conservation.

2. CORE DESCRIPTION

The Division of Developmental Disabilities (DD) provides specialized services for individuals diagnosed with Autism Spectrum Disorders (ASD) and their families. This appropriation is for five regional autism projects that provide autism services statewide which may include Applied Behavior Analysis, parent training, life skills, social skills, respite, music therapy, occupational therapy, speech therapy, and counseling.

3. PROGRAM LISTING (list programs included in this core funding)

Autism Regional Projects

CORE DECISION ITEM

Dept Of Mental Health | **Budget Unit 750088B**
Division of Developmental Disabilities
CORE - Autism Regional Projects | **Bill Section 10.410**

4. FINANCIAL HISTORY

	FY 2023 Actual	FY 2024 Actual	FY 2025 Actual	FY 2026 Current Yr. as of 8/31/25
Appropriations (All Funds)	9,017,135	9,017,135	9,017,135	10,017,135
Less Reverted (All Funds)	0	0	0	0
Less Restricted (All Funds)*	0	0	0	0
Less Transfers Out	0	0	0	0
Plus Transfers In	0	0	0	0
Budget Authority (All Funds)	9,017,135	9,017,135	9,017,135	10,017,135
Actual Expenditures (all Fund	9,017,135	9,017,135	9,017,135	992,791
Unexpended (All Funds)	0	0	0	9,024,344
Unexpended by Fund:				
General Revenue	0	0	0	9,024,344
Federal	0	0	0	0
Other	0	0	0	0



*Restricted amount is as of Sep 1, 2025

Reverted includes the statutory three-percent reserve amount (when applicable).
Restricted includes any Governor's Expenditure Restrictions which remained at the end of the fiscal year (when applicable).

NOTES:

FY2026 – Additional one-time appropriation of $1M for regional autism

CORE DECISION ITEM

Dept Of Mental Health
Division of Developmental Disabilities
CORE - Autism Regional Projects

Budget Unit 750088B

Bill Section 10.410

5. CORE RECONCILIATION DETAIL

	Budget Class	FTE	GR	FED	OTHER	TOTAL	Explanation
TAFP After VETOES							
	PS	0.00	0	0	0	0	
	EE	0.00	0	0	0	0	
	PD	0.00	10,017,135	0	0	10,017,135	
	TRF	0.00	0	0	0	0	
	Total	**0.00**	**10,017,135**	**0**	**0**	**10,017,135**	
One-Times							
	PS	0.00	0	0	0	0	
	EE	0.00	0	0	0	0	
	PD	0.00	(1,000,000)	0	0	(1,000,000)	
	TRF	0.00	0	0	0	0	
	Total	**0.00**	**(1,000,000)**	**0**	**0**	**(1,000,000)**	
FY 27 Beginning Core							
	PS	0.00	0	0	0	0	
	EE	0.00	0	0	0	0	
	PD	0.00	9,017,135	0	0	9,017,135	
	TRF	0.00	0	0	0	0	
	Total	**0.00**	**9,017,135**	**0**	**0**	**9,017,135**	

Department Request Adjustments

CORE DECISION ITEM

Dept Of Mental Health | **Budget Unit 750088B**
Division of Developmental Disabilities
CORE - Autism Regional Projects | **Bill Section 10.410**

	Budget Class	FTE	GR	FED	OTHER	TOTAL	Explanation
Net Department Request Adjustments		**0.00**	**0**	**0**	**0**	**0**	
Department Request Core							
	PS	0.00	0	0	0	0	
	EE	0.00	0	0	0	0	
	PD	0.00	9,017,135	0	0	9,017,135	
	TRF	0.00	0	0	0	0	
	Total	**0.00**	**9,017,135**	**0**	**0**	**9,017,135**	
Governor's Recommended Core							
	PS	0.00	0	0	0	0	
	EE	0.00	0	0	0	0	
	PD	0.00	0	0	0	0	
	TRF	0.00	0	0	0	0	
	Total	**0.00**	**0**	**0**	**0**	**0**	

CORE DECISION ITEM

Dept Of Mental Health | **Budget Unit 750088B**
Division of Developmental Disabilities
CORE - Autism Regional Projects | **Bill Section 10.410**

Summary of the Core by Expenditure Types

	FY25 Budget		FY25 Actual		FY26 Budget		FY26 Actual as of 8/31/25		FY27 DTREQ		FY27 GVREC	
Account	**Dollars**	**FTE**	**Dollars**	**FTE**	**Dollars**	**FTE**	**Dollars**	**FTE**	**Dollars**	**FTE**	**Dollars**	**FTE**
Program Disbursements	9,017,135	0.00	9,017,135	0.00	10,017,135	0.00	992,791	0.00	9,017,135	0.00	0	0.00
Total PSD	**9,017,135**	**0.00**	**9,017,135**	**0.00**	**10,017,135**	**0.00**	**992,791**	**0.00**	**9,017,135**	**0.00**	**0**	**0.00**
Grand Total	**9,017,135**	**0.00**	**9,017,135**	**0.00**	**10,017,135**	**0.00**	**992,791**	**0.00**	**9,017,135**	**0.00**	**0**	**0.00**

CORE DECISION ITEM

Dept Of Mental Health
Division of Developmental Disabilities
CORE - Springfield Autism Center

Budget Unit 750182B

Bill Section 10.410

1. CORE FINANCIAL SUMMARY

	FY 2027 Department Request					FY 2027 Governor's Recommended			
	GR	Federal	Other	Total		GR	Federal	Other	Total
PS	0	0	0	0	**PS**	0	0	0	0
EE	0	0	0	0	**EE**	0	0	0	0
PSD	0	0	0	0	**PSD**	0	0	0	0
TRF	0	0	0	0	**TRF**	0	0	0	0
Total	**0**	**0**	**0**	**0**	**Total**	**0**	**0**	**0**	**0**
FTE	**0.00**	**0.00**	**0.00**	**0.00**	**FTE**	**0.00**	**0.00**	**0.00**	**0.00**
Est. Fringe	0	0	0	0	**Est. Fringe**	0	0	0	0

Note: Fringes budgeted in Appropriation Bill 5 except for certain fringes budgeted directly to MoDOT, Highway Patrol, and Conservation.

Note: Fringes budgeted in Appropriation Bill 5 except for certain fringes budgeted directly to MoDOT, Highway Patrol, and Conservation.

2. CORE DESCRIPTION

The Division of Developmental Disabilities (DD) provides specialized services for individuals diagnosed with Autism Spectrum Disorders (ASD) and their families. Funding was appropriated for the Springfield Autism Center for a capital improvement (CI) project.

Funding is core reduced in FY27 due to the CI project anticipated to be complete.

3. PROGRAM LISTING (list programs included in this core funding)

Not Applicable

CORE DECISION ITEM

Dept Of Mental Health | **Budget Unit 750182B**
Division of Developmental Disabilities
CORE - Springfield Autism Center | **Bill Section 10.410**

4. FINANCIAL HISTORY

	FY 2023 Actual	FY 2024 Actual	FY 2025 Actual	FY 2026 Current Yr. as of 8/31/25
Appropriations (All Funds)	0	0	0	1,000,000
Less Reverted (All Funds)	0	0	0	0
Less Restricted (All Funds)*	0	0	0	0
Less Transfers Out	0	0	0	0
Plus Transfers In	0	0	0	0
Budget Authority (All Funds)	0	0	0	1,000,000
Actual Expenditures (all Fund	0	0	0	0
Unexpended (All Funds)	0	0	0	1,000,000
Unexpended by Fund:				
General Revenue	0	0	0	1,000,000
Federal	0	0	0	0
Other	0	0	0	0

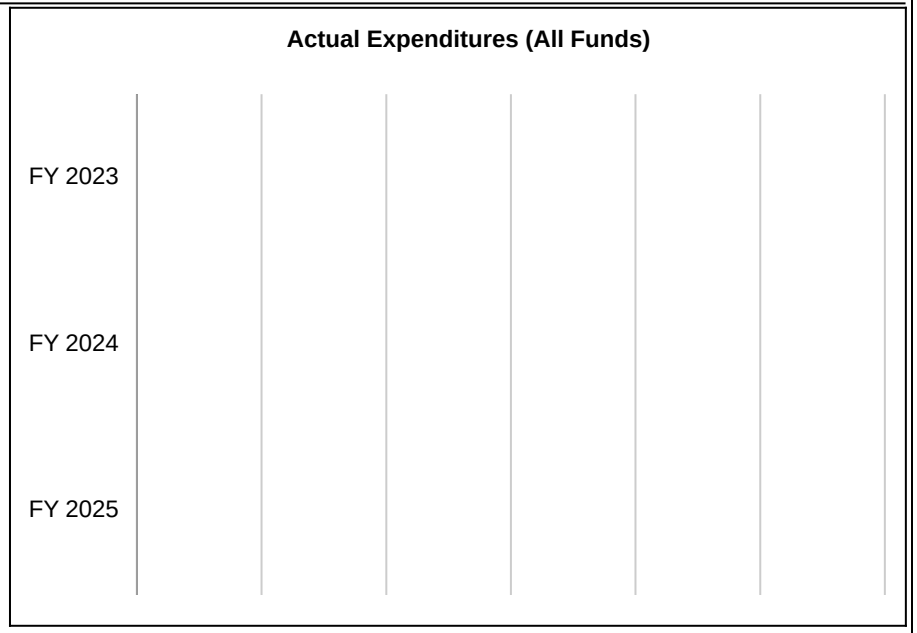

*Restricted amount is as of Sep 1, 2025

Reverted includes the statutory three-percent reserve amount (when applicable).
Restricted includes any Governor's Expenditure Restrictions which remained at the end of the fiscal year (when applicable).

NOTES:

FY 2026 - Newly appropriated funding.

CORE DECISION ITEM

Dept Of Mental Health
Division of Developmental Disabilities
CORE - Springfield Autism Center

Budget Unit 750182B

Bill Section 10.410

5. CORE RECONCILIATION DETAIL

	Budget Class	FTE	GR	FED	OTHER	TOTAL	Explanation
TAFP After VETOES							
	PS	0.00	0	0	0	0	
	EE	0.00	0	0	0	0	
	PD	0.00	1,000,000	0	0	1,000,000	
	TRF	0.00	0	0	0	0	
	Total	**0.00**	**1,000,000**	**0**	**0**	**1,000,000**	
One-Times							
	PS	0.00	0	0	0	0	
	EE	0.00	0	0	0	0	
	PD	0.00	0	0	0	0	
	TRF	0.00	0	0	0	0	
	Total	**0.00**	**0**	**0**	**0**	**0**	
FY 27 Beginning Core							
	PS	0.00	0	0	0	0	
	EE	0.00	0	0	0	0	
	PD	0.00	1,000,000	0	0	1,000,000	
	TRF	0.00	0	0	0	0	
	Total	**0.00**	**1,000,000**	**0**	**0**	**1,000,000**	

Department Request Adjustments

CORE DECISION ITEM

Dept Of Mental Health
Division of Developmental Disabilities
CORE - Springfield Autism Center

Budget Unit 750182B

Bill Section 10.410

			Budget Class	FTE	GR	FED	OTHER	TOTAL	Explanation
Core Reduction	CRD.75B.011	20261	PD	0.00	(1,000,000)	0	0	(1,000,000)	Reduction for CI Project anticipated to complete in FY26
Net Department Request Adjustments				**0.00**	**(1,000,000)**	**0**	**0**	**(1,000,000)**	
Department Request Core									
			PS	0.00	0	0	0	0	
			EE	0.00	0	0	0	0	
			PD	0.00	0	0	0	0	
			TRF	0.00	0	0	0	0	
			Total	**0.00**	**0**	**0**	**0**	**0**	
Governor's Recommended Core									
			PS	0.00	0	0	0	0	
			EE	0.00	0	0	0	0	
			PD	0.00	0	0	0	0	
			TRF	0.00	0	0	0	0	
			Total	**0.00**	**0**	**0**	**0**	**0**	

CORE DECISION ITEM

Dept Of Mental Health | **Budget Unit 750182B**
Division of Developmental Disabilities
CORE - Springfield Autism Center | **Bill Section 10.410**

Summary of the Core by Expenditure Types

	FY25 Budget		FY25 Actual		FY26 Budget		FY26 Actual as of 8/31/25		FY27 DTREQ		FY27 GVREC	
Account	**Dollars**	**FTE**	**Dollars**	**FTE**	**Dollars**	**FTE**	**Dollars**	**FTE**	**Dollars**	**FTE**	**Dollars**	**FTE**
Program Disbursements	0	0.00	0	0.00	1,000,000	0.00	0	0.00	0	0.00	0	0.00
Total PSD	**0**	**0.00**	**0**	**0.00**	**1,000,000**	**0.00**	**0**	**0.00**	**0**	**0.00**	**0**	**0.00**
Grand Total	**0**	**0.00**	**0**	**0.00**	**1,000,000**	**0.00**	**0**	**0.00**	**0**	**0.00**	**0**	**0.00**

CORE DECISION ITEM

Dept Of Mental Health | **Budget Unit 750173B**
Division of Developmental Disabilities
CORE - DD Health Home | **Bill Section 10.415**

1. CORE FINANCIAL SUMMARY

	FY 2027 Department Request					FY 2027 Governor's Recommended			
	GR	Federal	Other	Total		GR	Federal	Other	Total
PS	0	0	0	0	**PS**	0	0	0	0
EE	0	0	0	0	**EE**	0	0	0	0
PSD	1,100,667	7,116,691	0	8,217,358	**PSD**	0	0	0	0
TRF	0	0	0	0	**TRF**	0	0	0	0
Total	**1,100,667**	**7,116,691**	**0**	**8,217,358**	**Total**	**0**	**0**	**0**	**0**
FTE	**0.00**	**0.00**	**0.00**	**0.00**	**FTE**	**0.00**	**0.00**	**0.00**	**0.00**
Est. Fringe	0	0	0	0	**Est. Fringe**	0	0	0	0

Note: Fringes budgeted in Appropriation Bill 5 except for certain fringes budgeted directly to MoDOT, Highway Patrol, and Conservation.

Federal Funds: 1148:Department of Mental Health Federal

2. CORE DESCRIPTION

The Division of Developmental Disabilities (DD) operates the DD Health Home program for individuals who have a qualifying chronic health condition, have or at risk of developing another condition, and are eligible for Division of DD services. The DD Health Home provides care coordination while integrating care management of chronic conditions and other identified health risks for population health management. The DD Health Home Per Member Per Month (PMPM) payments are made for reimbursement of required contracted services and the cost of staff primarily responsible for delivery of these specified health home services whose costs are otherwise not covered by other DD services.

3. PROGRAM LISTING (list programs included in this core funding)

DD Health Home

CORE DECISION ITEM

Dept Of Mental Health | **Budget Unit 750173B**
Division of Developmental Disabilities
CORE - DD Health Home | **Bill Section 10.415**

4. FINANCIAL HISTORY

	FY 2023 Actual	FY 2024 Actual	FY 2025 Actual	FY 2026 Current Yr. as of 8/31/25
Appropriations (All Funds)	0	0	11,006,667	11,006,667
Less Reverted (All Funds)	0	0	0	0
Less Restricted (All Funds)*	0	0	0	0
Less Transfers Out	0	0	0	0
Plus Transfers In	0	0	0	0
Budget Authority (All Funds)	0	0	11,006,667	11,006,667
Actual Expenditures (all Fund	0	0	9,398,519	2,915,642
Unexpended (All Funds)	0	0	1,608,148	8,091,025
Unexpended by Fund:				
General Revenue	0	0	160,815	809,103
Federal	0	0	1,447,333	7,281,922
Other	0	0	0	0

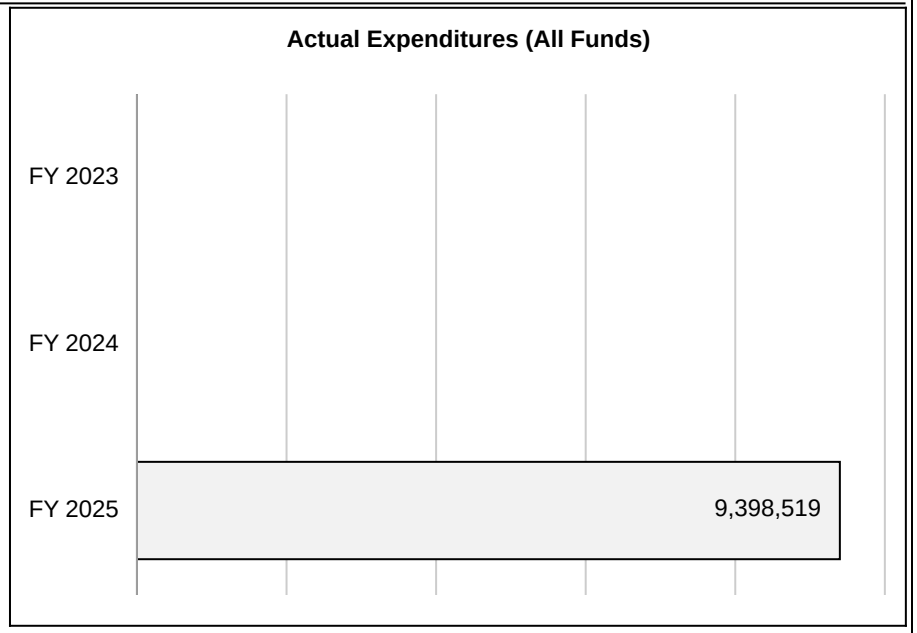

*Restricted amount is as of Sep 1, 2025

Reverted includes the statutory three-percent reserve amount (when applicable).
Restricted includes any Governor's Expenditure Restrictions which remained at the end of the fiscal year (when applicable).

NOTES:

FY 2025 – Lapse amounts occurred due to ramp up of the program and timing of payments.

CORE DECISION ITEM

Dept Of Mental Health | **Budget Unit 750173B**
Division of Developmental Disabilities
CORE - DD Health Home | **Bill Section 10.415**

5. CORE RECONCILIATION DETAIL

	Budget Class	FTE	GR	FED	OTHER	TOTAL	Explanation
TAFP After VETOES							
	PS	0.00	0	0	0	0	
	EE	0.00	0	0	0	0	
	PD	0.00	1,100,667	9,906,000	0	11,006,667	
	TRF	0.00	0	0	0	0	
	Total	**0.00**	**1,100,667**	**9,906,000**	**0**	**11,006,667**	
One-Times							
	PS	0.00	0	0	0	0	
	EE	0.00	0	0	0	0	
	PD	0.00	0	0	0	0	
	TRF	0.00	0	0	0	0	
	Total	**0.00**	**0**	**0**	**0**	**0**	
FY 27 Beginning Core							
	PS	0.00	0	0	0	0	
	EE	0.00	0	0	0	0	
	PD	0.00	1,100,667	9,906,000	0	11,006,667	
	TRF	0.00	0	0	0	0	
	Total	**0.00**	**1,100,667**	**9,906,000**	**0**	**11,006,667**	

Department Request Adjustments

CORE DECISION ITEM

Dept Of Mental Health
Division of Developmental Disabilities
CORE - DD Health Home

Budget Unit 750173B

Bill Section 10.415

			Budget Class	FTE	GR	FED	OTHER	TOTAL	Explanation
Core Reduction	CRD.75B.012	16921	PD	0.00	0	(2,789,309)	0	(2,789,309)	Reduction due to FMAP change of 90% federal/10% GR to the standard FMAP rate. A corresponding NDI is requested for FY27.
Net Department Request Adjustments				**0.00**	**0**	**(2,789,309)**	**0**	**(2,789,309)**	
Department Request Core									
			PS	0.00	0	0	0	0	
			EE	0.00	0	0	0	0	
			PD	0.00	1,100,667	7,116,691	0	8,217,358	
			TRF	0.00	0	0	0	0	
			Total	**0.00**	**1,100,667**	**7,116,691**	**0**	**8,217,358**	
Governor's Recommended Core									
			PS	0.00	0	0	0	0	
			EE	0.00	0	0	0	0	
			PD	0.00	0	0	0	0	
			TRF	0.00	0	0	0	0	
			Total	**0.00**	**0**	**0**	**0**	**0**	

CORE DECISION ITEM

Dept Of Mental Health | **Budget Unit 750173B**
Division of Developmental Disabilities
CORE - DD Health Home | **Bill Section 10.415**

Summary of the Core by Expenditure Types

	FY25 Budget		FY25 Actual		FY26 Budget		FY26 Actual as of 8/31/25		FY27 DTREQ		FY27 GVREC	
Account	**Dollars**	**FTE**	**Dollars**	**FTE**	**Dollars**	**FTE**	**Dollars**	**FTE**	**Dollars**	**FTE**	**Dollars**	**FTE**
Program Disbursements	11,006,667	0.00	9,398,519	0.00	11,006,667	0.00	2,915,642	0.00	8,217,358	0.00	0	0.00
Total PSD	**11,006,667**	**0.00**	**9,398,519**	**0.00**	**11,006,667**	**0.00**	**2,915,642**	**0.00**	**8,217,358**	**0.00**	**0**	**0.00**
Grand Total	**11,006,667**	**0.00**	**9,398,519**	**0.00**	**11,006,667**	**0.00**	**2,915,642**	**0.00**	**8,217,358**	**0.00**	**0**	**0.00**

FLEXIBILITY REQUEST FORM

BUDGET UNIT NUMBER:	750173B	**DEPARTMENT**	Mental Health
BUDGET UNIT NAME:	DD Health Home		
HOUSE BILL SECTION:	10.415	**DIVISION:**	Developmental Disabilities

1. Provide the amount by fund of personal service flexibility and the amount by fund of expense and equipment flexibility you are requesting in dollar and percentage terms and explain why the flexibility is needed. If flexibility is being requested among divisions, provide the amount by fund of flexibility you are requesting in dollar and percentage terms and explain why the flexibility is needed.

DEPARTMENT REQUEST

DMH is requesting 100% flexibility between 10.410 and 10.415 appropriations for FY 2027. The DD Health Home was originally requested in DD Community Programs appropriation 10.410 and was moved to its own appropriation during the 2024 legislative section. Because this is a new program, the Division needs flexibility to pay providers should more individuals enroll in the program than originally projected. The information below shows a 100% calculation for FY 2027 budgets.

HB Section	PS or E&E	Budget	% Flex Requested	Flex Request Amount
DD Health Home Medicaid - GR	PSD	$8,242,363	100%	$8,242,363
Total Request GR		$8,242,363	100%	$8,242,363
DD Health Home Medicaid - FED	PSD	$15,079,359	100%	$15,079,359
Total Request FED		$15,079,359	100%	$15,079,359

2. Estimate how much flexibility will be used for the budget year. How much flexibility was used in the Prior Year Budget and the Current Year Budget? Please specify the amount.

PRIOR YEAR ACTUAL AMOUNT OF FLEXIBILITY USED	CURRENT YEAR ESTIMATED AMOUNT OF FLEXIBILITY THAT WILL BE USED	BUDGET REQUEST ESTIMATED AMOUNT OF FLEXIBILITY THAT WILL BE USED
None used.	Flexibility usage is difficult to estimate at this time.	Flexibility usage is difficult to estimate at this time.

FLEXIBILITY REQUEST FORM

BUDGET UNIT NUMBER: 750173B **BUDGET UNIT NAME:** DD Health Home **HOUSE BILL SECTION:** 10.415	**DEPARTMENT** Mental Health **DIVISION:** Developmental Disabilities
3. Please explain how flexibility was used in the prior and/or current years.	
PRIOR YEAR EXPLAIN ACTUAL USE	CURRENT YEAR EXPLAIN PLANNED USE
None used.	None used.

NEW DECISION ITEM
RANK: 009 OF 13

Mental Health
Developmental Disabilities
DD Health Home FMAP Adjustment
DI# NOP.75B.004

Budget Unit 750173B

Bill Section 10.415

1. AMOUNT OF REQUEST

	FY 2027 Department Request					FY 2027 Governor's Recommended			
	GR	Federal	Other	Total		GR	Federal	Other	Total
PS	0	0	0	0	**PS**	0	0	0	0
EE	0	0	0	0	**EE**	0	0	0	0
PSD	2,789,309	0	0	2,789,309	**PSD**	0	0	0	0
TRF	0	0	0	0	**TRF**	0	0	0	0
Total	**2,789,309**	**0**	**0**	**2,789,309**	**Total**	**0**	**0**	**0**	**0**
FTE	**0.00**	**0.00**	**0.00**	**0.00**	**FTE**	**0.00**	**0.00**	**0.00**	**0.00**
Est. Fringe	0	0	0	0	**Est. Fringe**	0	0	0	0

Note: Fringes budgeted in Appropriation Bill 5 except for certain fringes budgeted directly to MoDOT, Highway Patrol, and Conservation.

Note: Fringes budgeted in Appropriation Bill 5 except for certain fringes budgeted directly to MoDOT, Highway Patrol, and Conservation.

2. THIS REQUEST CAN BE CATEGORIZED AS:

GR Pick Up

3. WHY IS THIS FUNDING NEEDED? PROVIDE AN EXPLANATION FOR ITEMS CHECKED IN #2. INCLUDE THE FEDERAL OR STATE STATUTORY OR CONSTITUTIONAL AUTHORIZATION FOR THIS PROGRAM.

DD Health Home program began July 1, 2024. During the first two years of its implementation, the Federal Medical Assistance Percentage (FMAP) authorized by the Centers for Medicare and Medicaid Services (CMS) for DD Health Home Medicaid expenditures was 90% which resulted in the federal government reimbursing the state 90% of the program expenditures. This 90% FMAP rate will end June 30, 2026, and will decrease to the blended FMAP percentage of 64.658%. This change will result in a net cost shift from federal to General Revenue funds for the DD Health Home program. A corresponding core reduction in federal funds is included in the FY27 budget.

The Federal Authority is Social Security Act 1905(b).

NEW DECISION ITEM
RANK: 009 OF 13

Mental Health
Developmental Disabilities
DD Health Home FMAP Adjustment
DI# NOP.75B.004

Budget Unit 750173B

Bill Section 10.415

4. DESCRIBE THE DETAILED ASSUMPTIONS USED TO DERIVE THE SPECIFIC REQUESTED AMOUNT. (How did you determine that the requested number of FTE were appropriate? From what source or standard did you derive the requested levels of funding? Were alternatives such as outsourcing or automation considered? If based on new legislation, does request tie to TAFP fiscal note? If not, explain why. Detail which portions of the request are one-times and how those amounts were calculated.)

A General Revenue (GR) pickup is requested in the amount of $2,789,309. The DD Health Home program is no longer eligible for a 90% federal reimbursement. Beginning July 1, 2026, the program will be reimbursed at the standard FMAP rate of 64.658%; therefore, additional GR funding is needed. A corresponding federal reduction is included in the FY27 budget.

	FY2026 FMAP	FY2027 Core	FY2027 FMAP	FY2027 Core
Federal	90.000%	$9,906,000	64.658%	$7,116,691
State	10.000%	$1,100,667	36.342%	$3,889,976
Total	100.000%	$11,006,667	100.000%	$11,006,667

5. BREAK DOWN THE REQUEST BY BUDGET ACCOUNT CLASS, JOB CLASS, AND FUND SOURCE. IDENTIFY ONE-TIME COSTS.

Budget Account Class/Job Class	DTREQ GR DOLLAR	DTREQ GR FTE	DTREQ FED DOLLAR	DTREQ FED FTE	DTREQ OTHER DOLLAR	DTREQ OTHER FTE	DTREQ TOTAL DOLLAR	DTREQ TOTAL FTE	DTREQ One-Time DOLLARS
Total PS	**0**	**0.00**	**0**	**0.00**	**0**	**0.00**	**0**	**0.00**	**0**
Total EE	**0**		**0**		**0**		**0**		**0**
680ZZZZ:Program Disbursements	2,789,309		0		0		2,789,309		0
Total PSD	**2,789,309**		**0**		**0**		**2,789,309**		**0**
Total TRF	**0**		**0**		**0**		**0**		**0**
Grand Total	**2,789,309**	**0.00**	**0**	**0.00**	**0**	**0.00**	**2,789,309**	**0.00**	**0**

Budget Account Class/Job Class	GVREC GR DOLLAR	GVREC GR FTE	GVREC FED DOLLAR	GVREC FED FTE	GVREC OTHER DOLLAR	GVREC OTHER FTE	GVREC TOTAL DOLLAR	GVREC TOTAL FTE	GVREC One-Time DOLLARS
Total PS	**0**	**0.00**	**0**	**0.00**	**0**	**0.00**	**0**	**0.00**	**0**
Total EE	**0**		**0**		**0**		**0**		**0**

NEW DECISION ITEM
RANK: 009 OF 13

Mental Health
Developmental Disabilities
DD Health Home FMAP Adjustment
DI# NOP.75B.004

Budget Unit 750173B

Bill Section 10.415

Budget Account Class/Job Class	GVREC GR DOLLAR	GVREC GR FTE	GVREC FED DOLLAR	GVREC FED FTE	GVREC OTHER DOLLAR	GVREC OTHER FTE	GVREC TOTAL DOLLAR	GVREC TOTAL FTE	GVREC One-Time DOLLARS
Total PSD	0		0		0		0		0
Total TRF	0		0		0		0		0
Grand Total	0	0.00	0	0.00	0	0.00	0	0.00	0

CORE DECISION ITEM

Dept Of Mental Health | **Budget Unit 750094B**
Division of Developmental Disabilities
CORE - DD Patients Post Discharge | **Bill Section 10.420**

1. CORE FINANCIAL SUMMARY

	FY 2027 Department Request					FY 2027 Governor's Recommended			
	GR	Federal	Other	Total		GR	Federal	Other	Total
PS	0	0	0	0	**PS**	0	0	0	0
EE	0	0	0	0	**EE**	0	0	0	0
PSD	4,000,000	0	0	4,000,000	**PSD**	0	0	0	0
TRF	0	0	0	0	**TRF**	0	0	0	0
Total	**4,000,000**	**0**	**0**	**4,000,000**	**Total**	**0**	**0**	**0**	**0**
FTE	**0.00**	**0.00**	**0.00**	**0.00**	**FTE**	**0.00**	**0.00**	**0.00**	**0.00**
Est. Fringe	0	0	0	0	**Est. Fringe**	0	0	0	0

Note: Fringes budgeted in Appropriation Bill 5 except for certain fringes budgeted directly to MoDOT, Highway Patrol, and Conservation.

Note: Fringes budgeted in Appropriation Bill 5 except for certain fringes budgeted directly to MoDOT, Highway Patrol, and Conservation.

2. CORE DESCRIPTION

Funding for Patients Post-Discharge provides reimbursement to hospitals for individuals who qualify for placement and support through the Division of Developmental Disabilities (DD) programs, but who may not be discharged when eligible due to a lack of availability within an appropriate community placement. Individuals with developmental disabilities who either live at home or in residential settings with assistance from the Division of DD are brought to the hospital for medical care. Discharge requires a release to a safe environment; however, some patients who have developmental disabilities can be very difficult to place in a safe environment, thus the discharge cannot occur. This can happen when their spot at a facility is filled, the facility refuses to accept them, or an aging parent can no longer care for them. The Division of DD is limited in its ability to support these individuals by the availability and willingness of providers. Hospital staffing and resources continue to provide care to these individuals until a safe and available placement is identified. This funding provides a small per diem payment to assist hospitals in covering costs for these patients while the Division of DD works on a long-term solution for these individuals.

In order for hospitals to apply and receive funding, they must fill out an attestation identifying the individual awaiting placement and the cost continuing to house the individual post discharge. After reviewing and determining if the costs meet all appropriate requirements, then the division reimburses hospitals until appropriated funds are exhausted.

3. PROGRAM LISTING (list programs included in this core funding)

CORE DECISION ITEM

Dept Of Mental Health | **Budget Unit 750094B**
Division of Developmental Disabilities
CORE - DD Patients Post Discharge | **Bill Section 10.420**

In-Home; Residential

CORE DECISION ITEM

Dept Of Mental Health
Division of Developmental Disabilities
CORE - DD Patients Post Discharge

Budget Unit 750094B

Bill Section 10.420

4. FINANCIAL HISTORY

	FY 2023 Actual	FY 2024 Actual	FY 2025 Actual	FY 2026 Current Yr. as of 8/31/25
Appropriations (All Funds)	2,000,000	2,000,000	2,000,000	5,500,000
Less Reverted (All Funds)	(60,000)	0	0	0
Less Restricted (All Funds)*	0	0	0	0
Less Transfers Out	0	0	0	0
Plus Transfers In	0	0	0	0
Budget Authority (All Funds)	1,940,000	2,000,000	2,000,000	5,500,000
Actual Expenditures (all Fund	2,000,000	2,000,000	2,000,000	0
Unexpended (All Funds)	(60,000)	0	0	5,500,000
Unexpended by Fund:				
General Revenue	(60,000)	0	0	5,500,000
Federal	0	0	0	0
Other	0	0	0	0



*Restricted amount is as of Sep 1, 2025

Reverted includes the statutory three-percent reserve amount (when applicable).
Restricted includes any Governor's Expenditure Restrictions which remained at the end of the fiscal year (when applicable).

NOTES:

FY 2022 - New funding in the amount of $2 million was appropriated to the Department of Mental Health in FY2022. The amount was increased in FY 2026 to $5.5 million, of which $1.5 million is one-time, due to the requested and allowable amounts each year consistently exceeding $2 million.

CORE DECISION ITEM

Dept Of Mental Health
Division of Developmental Disabilities
CORE - DD Patients Post Discharge

Budget Unit 750094B

Bill Section 10.420

5. CORE RECONCILIATION DETAIL

	Budget Class	FTE	GR	FED	OTHER	TOTAL	Explanation
TAFP After VETOES							
	PS	0.00	0	0	0	0	
	EE	0.00	0	0	0	0	
	PD	0.00	5,500,000	0	0	5,500,000	
	TRF	0.00	0	0	0	0	
	Total	**0.00**	**5,500,000**	**0**	**0**	**5,500,000**	
One-Times							
	PS	0.00	0	0	0	0	
	EE	0.00	0	0	0	0	
	PD	0.00	(1,500,000)	0	0	(1,500,000)	
	TRF	0.00	0	0	0	0	
	Total	**0.00**	**(1,500,000)**	**0**	**0**	**(1,500,000)**	
FY 27 Beginning Core							
	PS	0.00	0	0	0	0	
	EE	0.00	0	0	0	0	
	PD	0.00	4,000,000	0	0	4,000,000	
	TRF	0.00	0	0	0	0	
	Total	**0.00**	**4,000,000**	**0**	**0**	**4,000,000**	

Department Request Adjustments

CORE DECISION ITEM

Dept Of Mental Health | **Budget Unit 750094B**
Division of Developmental Disabilities
CORE - DD Patients Post Discharge | **Bill Section 10.420**

	Budget Class	FTE	GR	FED	OTHER	TOTAL	Explanation
Net Department Request Adjustments		**0.00**	**0**	**0**	**0**	**0**	
Department Request Core							
	PS	0.00	0	0	0	0	
	EE	0.00	0	0	0	0	
	PD	0.00	4,000,000	0	0	4,000,000	
	TRF	0.00	0	0	0	0	
	Total	**0.00**	**4,000,000**	**0**	**0**	**4,000,000**	
Governor's Recommended Core							
	PS	0.00	0	0	0	0	
	EE	0.00	0	0	0	0	
	PD	0.00	0	0	0	0	
	TRF	0.00	0	0	0	0	
	Total	**0.00**	**0**	**0**	**0**	**0**	

CORE DECISION ITEM

Dept Of Mental Health | **Budget Unit 750094B**
Division of Developmental Disabilities
CORE - DD Patients Post Discharge | **Bill Section 10.420**

Summary of the Core by Expenditure Types

	FY25 Budget		FY25 Actual		FY26 Budget		FY26 Actual as of 8/31/25		FY27 DTREQ		FY27 GVREC	
Account	**Dollars**	**FTE**	**Dollars**	**FTE**	**Dollars**	**FTE**	**Dollars**	**FTE**	**Dollars**	**FTE**	**Dollars**	**FTE**
Program Disbursements	2,000,000	0.00	2,000,000	0.00	5,500,000	0.00	0	0.00	4,000,000	0.00	0	0.00
Total PSD	**2,000,000**	**0.00**	**2,000,000**	**0.00**	**5,500,000**	**0.00**	**0**	**0.00**	**4,000,000**	**0.00**	**0**	**0.00**
Grand Total	**2,000,000**	**0.00**	**2,000,000**	**0.00**	**5,500,000**	**0.00**	**0**	**0.00**	**4,000,000**	**0.00**	**0**	**0.00**

CORE DECISION ITEM

Dept Of Mental Health
Division of Developmental Disabilities
CORE - ATI-DD Training Pilot

Budget Unit 750089B

Bill Section 10.410

1. CORE FINANCIAL SUMMARY

FY 2027 Department Request

	GR	Federal	Other	Total
PS	0	0	0	0
EE	250,000	0	0	250,000
PSD	0	0	0	0
TRF	0	0	0	0
Total	**250,000**	**0**	**0**	**250,000**
FTE	**0.00**	**0.00**	**0.00**	**0.00**
Est. Fringe	0	0	0	0

Note: Fringes budgeted in Appropriation Bill 5 except for certain fringes budgeted directly to MoDOT, Highway Patrol, and Conservation.

FY 2027 Governor's Recommended

	GR	Federal	Other	Total
PS	0	0	0	0
EE	0	0	0	0
PSD	0	0	0	0
TRF	0	0	0	0
Total	**0**	**0**	**0**	**0**
FTE	**0.00**	**0.00**	**0.00**	**0.00**
Est. Fringe	0	0	0	0

Note: Fringes budgeted in Appropriation Bill 5 except for certain fringes budgeted directly to MoDOT, Highway Patrol, and Conservation.

2. CORE DESCRIPTION

The Division of Developmental Disabilities (DD) uses this funding to contract with the Developmental Disabilities Resource Board St Charles (DDRB) for Family Advocacy & Community Training (F.A.C.T). DDRB mentors and empowers families through advocacy and training to improve the quality of life and opportunities for children and young adults with disabilities.

3. PROGRAM LISTING (list programs included in this core funding)

ATI-DD Training Pilot

CORE DECISION ITEM

Dept Of Mental Health
Division of Developmental Disabilities
CORE - ATI-DD Training Pilot

Budget Unit 750089B

Bill Section 10.410

4. FINANCIAL HISTORY

	FY 2023 Actual	FY 2024 Actual	FY 2025 Actual	FY 2026 Current Yr. as of 8/31/25
Appropriations (All Funds)	250,000	250,000	250,000	250,000
Less Reverted (All Funds)	(7,500)	(7,500)	(7,500)	(7,500)
Less Restricted (All Funds)*	0	0	0	0
Less Transfers Out	0	0	0	0
Plus Transfers In	0	0	0	0
Budget Authority (All Funds)	242,500	242,500	242,500	242,500
Actual Expenditures (all Fund	242,500	242,500	242,500	0
Unexpended (All Funds)	0	0	0	242,500
Unexpended by Fund:				
General Revenue	0	0	0	242,500
Federal	0	0	0	0
Other	0	0	0	0



*Restricted amount is as of Sep 1, 2025

Reverted includes the statutory three-percent reserve amount (when applicable).
Restricted includes any Governor's Expenditure Restrictions which remained at the end of the fiscal year (when applicable).

CORE DECISION ITEM

Dept Of Mental Health | **Budget Unit 750089B**
Division of Developmental Disabilities
CORE - ATI-DD Training Pilot | **Bill Section 10.410**

5. CORE RECONCILIATION DETAIL

	Budget Class	FTE	GR	FED	OTHER	TOTAL	Explanation
TAFP After VETOES							
	PS	0.00	0	0	0	0	
	EE	0.00	250,000	0	0	250,000	
	PD	0.00	0	0	0	0	
	TRF	0.00	0	0	0	0	
	Total	**0.00**	**250,000**	**0**	**0**	**250,000**	
One-Times							
	PS	0.00	0	0	0	0	
	EE	0.00	0	0	0	0	
	PD	0.00	0	0	0	0	
	TRF	0.00	0	0	0	0	
	Total	**0.00**	**0**	**0**	**0**	**0**	
FY 27 Beginning Core							
	PS	0.00	0	0	0	0	
	EE	0.00	250,000	0	0	250,000	
	PD	0.00	0	0	0	0	
	TRF	0.00	0	0	0	0	
	Total	**0.00**	**250,000**	**0**	**0**	**250,000**	

Department Request Adjustments

CORE DECISION ITEM

Dept Of Mental Health | **Budget Unit 750089B**
Division of Developmental Disabilities
CORE - ATI-DD Training Pilot | **Bill Section 10.410**

	Budget Class	FTE	GR	FED	OTHER	TOTAL	Explanation
Net Department Request Adjustments		**0.00**	**0**	**0**	**0**	**0**	
Department Request Core							
	PS	0.00	0	0	0	0	
	EE	0.00	250,000	0	0	250,000	
	PD	0.00	0	0	0	0	
	TRF	0.00	0	0	0	0	
	Total	**0.00**	**250,000**	**0**	**0**	**250,000**	
Governor's Recommended Core							
	PS	0.00	0	0	0	0	
	EE	0.00	0	0	0	0	
	PD	0.00	0	0	0	0	
	TRF	0.00	0	0	0	0	
	Total	**0.00**	**0**	**0**	**0**	**0**	

CORE DECISION ITEM

Dept Of Mental Health | **Budget Unit 750089B**
Division of Developmental Disabilities
CORE - ATI-DD Training Pilot | **Bill Section 10.410**

Summary of the Core by Expenditure Types

	FY25 Budget		FY25 Actual		FY26 Budget		FY26 Actual as of 8/31/25		FY27 DTREQ		FY27 GVREC	
Account	**Dollars**	**FTE**	**Dollars**	**FTE**	**Dollars**	**FTE**	**Dollars**	**FTE**	**Dollars**	**FTE**	**Dollars**	**FTE**
Professional Services	250,000	0.00	242,500	0.00	250,000	0.00	0	0.00	250,000	0.00	0	0.00
Total EE	**250,000**	**0.00**	**242,500**	**0.00**	**250,000**	**0.00**	**0**	**0.00**	**250,000**	**0.00**	**0**	**0.00**
Grand Total	**250,000**	**0.00**	**242,500**	**0.00**	**250,000**	**0.00**	**0**	**0.00**	**250,000**	**0.00**	**0**	**0.00**

CORE DECISION ITEM

Dept Of Mental Health | **Budget Unit 750096B**
Division of Developmental Disabilities
CORE - Developmental Disability Act | **Bill Section 10.430**

1. CORE FINANCIAL SUMMARY

FY 2027 Department Request

	GR	Federal	Other	Total
PS	0	560,699	0	560,699
EE	0	1,826,069	0	1,826,069
PSD	0	0	0	0
TRF	0	0	0	0
Total	**0**	**2,386,768**	**0**	**2,386,768**
FTE	**0.00**	**7.98**	**0.00**	**7.98**
Est. Fringe	0	355,874	0	355,874

Note: Fringes budgeted in Appropriation Bill 5 except for certain fringes budgeted directly to MoDOT, Highway Patrol, and Conservation.

Federal Funds: 1148:Department of Mental Health Federal

FY 2027 Governor's Recommended

	GR	Federal	Other	Total
PS	0	0	0	0
EE	0	0	0	0
PSD	0	0	0	0
TRF	0	0	0	0
Total	**0**	**0**	**0**	**0**
FTE	**0.00**	**0.00**	**0.00**	**0.00**
Est. Fringe	0	0	0	0

Note: Fringes budgeted in Appropriation Bill 5 except for certain fringes budgeted directly to MoDOT, Highway Patrol, and Conservation.

2. CORE DESCRIPTION

The Missouri Council for Developmental Disabilities is a federally funded, twenty-three member, individual-driven council appointed by the Governor. It is funded through Federal Legislation, PL 106-402. It is mandated to plan, advocate for, and give advice concerning programs and services for persons with developmental disabilities that will increase their opportunities for independence, productivity, and integration into communities. The DD Council's mission is: "To assist the community to include all people with developmental disabilities in every aspect of life".

3. PROGRAM LISTING (list programs included in this core funding)

Developmental Disabilities Act (Missouri Council for Developmental Disabilities)

CORE DECISION ITEM

Dept Of Mental Health
Division of Developmental Disabilities
CORE - Developmental Disability Act

Budget Unit 750096B

Bill Section 10.430

4. FINANCIAL HISTORY

	FY 2023 Actual	FY 2024 Actual	FY 2025 Actual	FY 2026 Current Yr. as of 8/31/25
Appropriations (All Funds)	2,318,947	2,343,039	2,359,589	2,386,768
Less Reverted (All Funds)	0	0	0	0
Less Restricted (All Funds)*	0	0	0	0
Less Transfers Out	0	(14,000)	0	0
Plus Transfers In	0	14,000	0	0
Budget Authority (All Funds)	2,318,947	2,343,039	2,359,589	2,386,768
Actual Expenditures (all Fund	1,307,882	1,522,622	1,073,577	120,881
Unexpended (All Funds)	1,011,065	820,417	1,286,012	2,265,887
Unexpended by Fund:				
General Revenue	0	0	0	0
Federal	1,011,065	820,417	1,286,012	2,265,887
Other	0	0	0	0

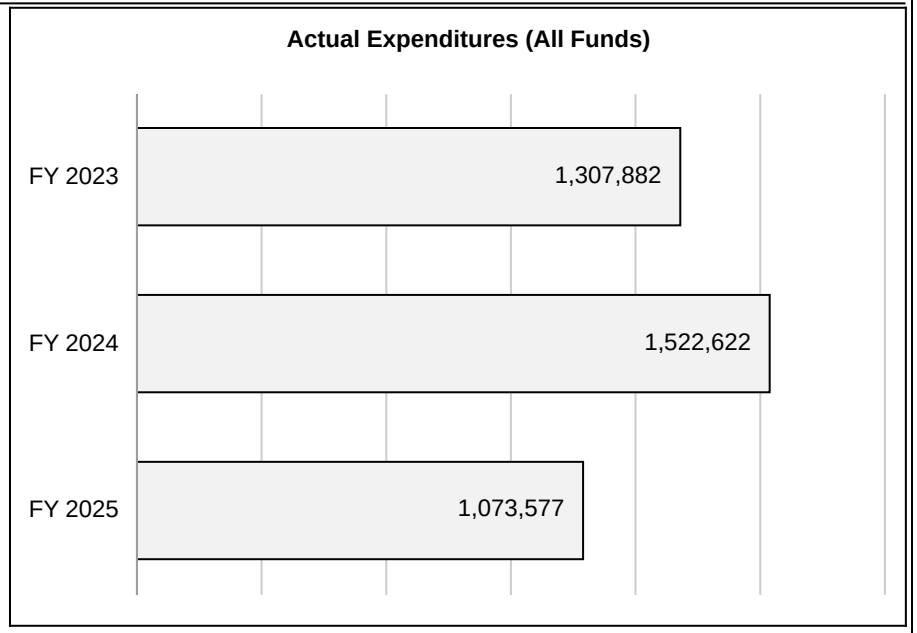

*Restricted amount is as of Sep 1, 2025

Reverted includes the statutory three-percent reserve amount (when applicable).
Restricted includes any Governor's Expenditure Restrictions which remained at the end of the fiscal year (when applicable).

NOTES:

FY 2023, FY 2024, FY 2025 - The grant awarded to the DD Council is for a two-year timeframe, so federal funds may be carried over for use in the next year.

CORE DECISION ITEM

Dept Of Mental Health | **Budget Unit 750096B**
Division of Developmental Disabilities
CORE - Developmental Disability Act | **Bill Section 10.430**

5. CORE RECONCILIATION DETAIL

	Budget Class	FTE	GR	FED	OTHER	TOTAL	Explanation
TAFP After VETOES							
	PS	7.98	0	560,699	0	560,699	
	EE	0.00	0	1,826,069	0	1,826,069	
	PD	0.00	0	0	0	0	
	TRF	0.00	0	0	0	0	
	Total	**7.98**	**0**	**2,386,768**	**0**	**2,386,768**	
One-Times							
	PS	0.00	0	0	0	0	
	EE	0.00	0	0	0	0	
	PD	0.00	0	0	0	0	
	TRF	0.00	0	0	0	0	
	Total	**0.00**	**0**	**0**	**0**	**0**	
FY 27 Beginning Core							
	PS	7.98	0	560,699	0	560,699	
	EE	0.00	0	1,826,069	0	1,826,069	
	PD	0.00	0	0	0	0	
	TRF	0.00	0	0	0	0	
	Total	**7.98**	**0**	**2,386,768**	**0**	**2,386,768**	

Department Request Adjustments

CORE DECISION ITEM

Dept Of Mental Health | **Budget Unit 750096B**
Division of Developmental Disabilities
CORE - Developmental Disability Act | **Bill Section 10.430**

			Budget Class	FTE	GR	FED	OTHER	TOTAL	Explanation
Core Reallocation	CRA.75B.035	14163	PS	0.00	0	0	0	0	Reallocation to reflect FY27 planned spending
Net Department Request Adjustments				**0.00**	**0**	**0**	**0**	**0**	
Department Request Core									
			PS	7.98	0	560,699	0	560,699	
			EE	0.00	0	1,826,069	0	1,826,069	
			PD	0.00	0	0	0	0	
			TRF	0.00	0	0	0	0	
			Total	**7.98**	**0**	**2,386,768**	**0**	**2,386,768**	
Governor's Recommended Core									
			PS	0.00	0	0	0	0	
			EE	0.00	0	0	0	0	
			PD	0.00	0	0	0	0	
			TRF	0.00	0	0	0	0	
			Total	**0.00**	**0**	**0**	**0**	**0**	

CORE DECISION ITEM

Dept Of Mental Health | **Budget Unit 750096B**
Division of Developmental Disabilities
CORE - Developmental Disability Act | **Bill Section 10.430**

Summary of the Core by Expenditure Types

	FY25 Budget		FY25 Actual		FY26 Budget		FY26 Actual as of 8/31/25		FY27 DTREQ		FY27 GVREC	
Account	**Dollars**	**FTE**	**Dollars**	**FTE**	**Dollars**	**FTE**	**Dollars**	**FTE**	**Dollars**	**FTE**	**Dollars**	**FTE**
Leave Payouts	0	0.00	6,837	0.00	11,870	0.00	1,996	0.00	0	0.00	0	0.00
Benefit Eligible Wages	533,755	7.98	447,525	5.77	548,829	7.98	61,832	0.70	560,699	7.98	0	0.00
Total PS	**533,755**	**7.98**	**454,361**	**5.77**	**560,699**	**7.98**	**63,829**	**0.70**	**560,699**	**7.98**	**0**	**0.00**
In State Travel	123,875	0.00	26,701	0.00	124,110	0.00	1,574	0.00	124,110	0.00	0	0.00
Out of State Travel	43,455	0.00	13,164	0.00	43,455	0.00	0	0.00	43,455	0.00	0	0.00
Supplies	19,220	0.00	11,422	0.00	19,220	0.00	690	0.00	19,220	0.00	0	0.00
Professional Development	59,823	0.00	19,716	0.00	59,823	0.00	2,525	0.00	59,823	0.00	0	0.00
Communications Services and Supplies	8,089	0.00	1,932	0.00	8,089	0.00	353	0.00	8,089	0.00	0	0.00
Professional Services	1,439,136	0.00	537,189	0.00	1,439,136	0.00	50,460	0.00	1,439,136	0.00	0	0.00
Maintenance and Repair Services	2,104	0.00	1,621	0.00	2,104	0.00	54	0.00	2,104	0.00	0	0.00
Office Equipment Expenses	8,938	0.00	4,979	0.00	8,938	0.00	0	0.00	8,938	0.00	0	0.00
Other Equipment	13,265	0.00	137	0.00	13,265	0.00	1,398	0.00	13,265	0.00	0	0.00
Building Lease Payments Operating	16,716	0.00	0	0.00	16,716	0.00	0	0.00	16,716	0.00	0	0.00
Equipment Lease Payments	8,781	0.00	0	0.00	8,781	0.00	0	0.00	8,781	0.00	0	0.00
Miscellaneous Expenses	82,432	0.00	2,354	0.00	82,432	0.00	0	0.00	82,432	0.00	0	0.00
Total EE	**1,825,834**	**0.00**	**619,216**	**0.00**	**1,826,069**	**0.00**	**57,053**	**0.00**	**1,826,069**	**0.00**	**0**	**0.00**
Grand Total	**2,359,589**	**7.98**	**1,073,577**	**5.77**	**2,386,768**	**7.98**	**120,881**	**0.70**	**2,386,768**	**7.98**	**0**	**0.00**

FLEXIBILITY REQUEST FORM

BUDGET UNIT NUMBER:	750096B	**DEPARTMENT:**	Mental Health
BUDGET UNIT NAME:	Developmental Disabilities Act (DDA)		
HOUSE BILL SECTION:	10.430	**DIVISION:**	Developmental Disabilities

1. Provide the amount by fund of personal service flexibility and the amount by fund of expense and equipment flexibility you are requesting in dollar and percentage terms and explain why the flexibility is needed. If flexibility is being requested among divisions, provide the amount by fund of flexibility you are requesting in dollar and percentage terms and explain why the flexibility is needed.

DEPARTMENT REQUEST

DMH is requesting 10% flexibility between the PS and EE appropriations for FY 2027.

HB Section	PS or E&E	Budget	% Flex Requested	Flex Request Amount
Dev Disabilities Grant - FED	PS	$560,699	10%	$56,070
Dev Disabilities Grant - FED	EE	$1,826,069	10%	$182,607
Total Request		$2,386,768	10%	$238,677

2. Estimate how much flexibility will be used for the budget year. How much flexibility was used in the Prior Year Budget and the Current Year Budget? Please specify the amount.

PRIOR YEAR ACTUAL AMOUNT OF FLEXIBILITY USED	CURRENT YEAR ESTIMATED AMOUNT OF FLEXIBILITY THAT WILL BE USED	BUDGET REQUEST ESTIMATED AMOUNT OF FLEXIBILITY THAT WILL BE USED
None used.	Flexibility usage is difficult to estimate at this time.	Flexibility usage is difficult to estimate at this time.

3. Please explain how flexibility was used in the prior and/or current years.

PRIOR YEAR EXPLAIN ACTUAL USE	CURRENT YEAR EXPLAIN PLANNED USE
None used.	None used.

CORE DECISION ITEM

Dept Of Mental Health | **Budget Unit 750095B**
Division of Developmental Disabilities
CORE - Community Support Staff | **Bill Section 10.425**

1. CORE FINANCIAL SUMMARY

	FY 2027 Department Request					FY 2027 Governor's Recommended			
	GR	Federal	Other	Total		GR	Federal	Other	Total
PS	4,490,956	8,955,829	0	13,446,785	**PS**	0	0	0	0
EE	0	0	0	0	**EE**	0	0	0	0
PSD	0	0	0	0	**PSD**	0	0	0	0
TRF	0	0	0	0	**TRF**	0	0	0	0
Total	**4,490,956**	**8,955,829**	**0**	**13,446,785**	**Total**	**0**	**0**	**0**	**0**
FTE	**27.50**	**206.88**	**0.00**	**234.38**	**FTE**	**0.00**	**0.00**	**0.00**	**0.00**
Est. Fringe	2,255,503	6,981,626	0	9,237,129	**Est. Fringe**	0	0	0	0

Note: Fringes budgeted in Appropriation Bill 5 except for certain fringes budgeted directly to MoDOT, Highway Patrol, and Conservation.

Note: Fringes budgeted in Appropriation Bill 5 except for certain fringes budgeted directly to MoDOT, Highway Patrol, and Conservation.

Federal Funds: 1148:Department of Mental Health Federal

2. CORE DESCRIPTION

The Division of Developmental Disabilities (DD) assures that every individual eligible for DD services is assigned a service coordinator who is responsible for that individual's service plan. The service coordinator works with the individual's family, interested parties, and staff at regional offices to develop a person-centered plan with services based on goals and needs for that individual. Once a plan is agreed upon and put in place, the service coordinator is responsible for arranging services and monitoring delivery. The service coordinator is the point of contact for the individual for questions and concerns from family members, physicians, and providers. They also coordinate necessary paperwork and applications required of the family or guardian. The Division of DD's Regional Offices employ service coordinators and service coordination supervisors. An effective, well trained service coordinator is the crucial link between the individual, the family and the Division of DD's service delivery system. Working through service contract details, MO HealthNet changes, authorizations, Individualized Supported Living (ISL) budgets, and other paperwork, the service coordinator ensures that services are available and delivered to the satisfaction of the individual or the family, and in accordance with the Department of Mental Health (DMH) guidelines and regulations.

The Community Support Staff house bill section contains funding for DMH service coordinators as well as Targeted Case Management (TCM) support positions. This funding is allocated to the appropriate regional offices.

3. PROGRAM LISTING (list programs included in this core funding)

CORE DECISION ITEM

Dept Of Mental Health | **Budget Unit 750095B**
Division of Developmental Disabilities
CORE - Community Support Staff | **Bill Section 10.425**

DD Community Support Staff

CORE DECISION ITEM

Dept Of Mental Health
Division of Developmental Disabilities
CORE - Community Support Staff

Budget Unit 750095B

Bill Section 10.425

4. FINANCIAL HISTORY

	FY 2023 Actual	FY 2024 Actual	FY 2025 Actual	FY 2026 Current Yr. as of 8/31/25
Appropriations (All Funds)	11,369,310	12,358,439	12,753,906	13,446,785
Less Reverted (All Funds)	(92,971)	(122,645)	(126,570)	(134,729)
Less Restricted (All Funds)*	0	0	0	0
Less Transfers Out	0	0	0	0
Plus Transfers In	0	0	0	0
Budget Authority (All Funds)	11,276,339	12,235,794	12,627,336	13,312,056
Actual Expenditures (all Fund	10,831,564	11,703,577	11,753,908	2,009,375
Unexpended (All Funds)	444,775	532,217	873,428	11,302,681
Unexpended by Fund:				
General Revenue	0	0	0	3,638,745
Federal	444,775	532,217	873,428	7,663,936
Other	0	0	0	0

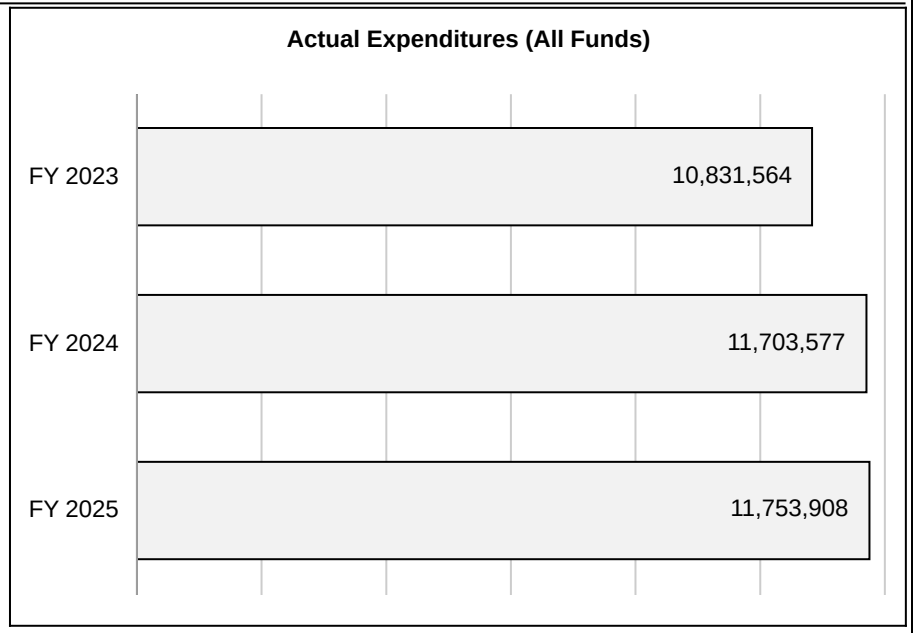

*Restricted amount is as of Sep 1, 2025

Reverted includes the statutory three-percent reserve amount (when applicable).
Restricted includes any Governor's Expenditure Restrictions which remained at the end of the fiscal year (when applicable).

NOTES:

FY 2023, FY 2024, and FY 2025 - Lapse amounts for Federal funds occurred as a result of vacancies.

CORE DECISION ITEM

Dept Of Mental Health | **Budget Unit 750095B**
Division of Developmental Disabilities
CORE - Community Support Staff | **Bill Section 10.425**

5. CORE RECONCILIATION DETAIL

	Budget Class	FTE	GR	FED	OTHER	TOTAL	Explanation
TAFP After VETOES							
	PS	234.38	4,490,956	8,955,829	0	13,446,785	
	EE	0.00	0	0	0	0	
	PD	0.00	0	0	0	0	
	TRF	0.00	0	0	0	0	
	Total	**234.38**	**4,490,956**	**8,955,829**	**0**	**13,446,785**	
One-Times							
	PS	0.00	0	0	0	0	
	EE	0.00	0	0	0	0	
	PD	0.00	0	0	0	0	
	TRF	0.00	0	0	0	0	
	Total	**0.00**	**0**	**0**	**0**	**0**	
FY 27 Beginning Core							
	PS	234.38	4,490,956	8,955,829	0	13,446,785	
	EE	0.00	0	0	0	0	
	PD	0.00	0	0	0	0	
	TRF	0.00	0	0	0	0	
	Total	**234.38**	**4,490,956**	**8,955,829**	**0**	**13,446,785**	

Department Request Adjustments

CORE DECISION ITEM

Dept Of Mental Health | **Budget Unit 750095B**
Division of Developmental Disabilities
CORE - Community Support Staff | **Bill Section 10.425**

			Budget Class	FTE	GR	FED	OTHER	TOTAL	Explanation
Core Reallocation	CRA.75B.034	12198	PS	0.00	0	0	0	0	Reallocation to reflect FY27 planned spending
Core Reallocation	CRA.75B.034	12200	PS	0.00	0	0	0	0	Reallocation to reflect FY27 planned spending
Net Department Request Adjustments				**0.00**	**0**	**0**	**0**	**0**	
Department Request Core									
			PS	234.38	4,490,956	8,955,829	0	13,446,785	
			EE	0.00	0	0	0	0	
			PD	0.00	0	0	0	0	
			TRF	0.00	0	0	0	0	
			Total	**234.38**	**4,490,956**	**8,955,829**	**0**	**13,446,785**	
Governor's Recommended Core									
			PS	0.00	0	0	0	0	
			EE	0.00	0	0	0	0	
			PD	0.00	0	0	0	0	
			TRF	0.00	0	0	0	0	
			Total	**0.00**	**0**	**0**	**0**	**0**	

CORE DECISION ITEM

Dept Of Mental Health | **Budget Unit 750095B**
Division of Developmental Disabilities
CORE - Community Support Staff | **Bill Section 10.425**

Summary of the Core by Expenditure Types

	FY25 Budget		FY25 Actual		FY26 Budget		FY26 Actual as of 8/31/25		FY27 DTREQ		FY27 GVREC	
Account	**Dollars**	**FTE**	**Dollars**	**FTE**	**Dollars**	**FTE**	**Dollars**	**FTE**	**Dollars**	**FTE**	**Dollars**	**FTE**
Leave Payouts	0	0.00	56,495	0.00	11,599	0.00	21,689	0.00	11,599	0.00	0	0.00
Benefit Eligible Wages	12,753,906	234.38	11,692,483	228.51	13,435,186	234.38	1,987,686	37.54	13,435,186	234.38	0	0.00
Provisional Wages	0	0.00	4,930	0.06	0	0.00	0	0.00	0	0.00	0	0.00
Total PS	**12,753,906**	**234.38**	**11,753,908**	**228.58**	**13,446,785**	**234.38**	**2,009,375**	**37.54**	**13,446,785**	**234.38**	**0**	**0.00**
Grand Total	**12,753,906**	**234.38**	**11,753,908**	**228.58**	**13,446,785**	**234.38**	**2,009,375**	**37.54**	**13,446,785**	**234.38**	**0**	**0.00**

CORE DECISION ITEM

Dept Of Mental Health
Division of Developmental Disabilities
CORE - Central MO Regional Office

Budget Unit 750101B

Bill Section 10.500

1. CORE FINANCIAL SUMMARY

	FY 2027 Department Request					FY 2027 Governor's Recommended			
	GR	Federal	Other	Total		GR	Federal	Other	Total
PS	4,641,321	723,014	0	5,364,335	**PS**	0	0	0	0
EE	179,911	111,063	0	290,974	**EE**	0	0	0	0
PSD	0	0	0	0	**PSD**	0	0	0	0
TRF	0	0	0	0	**TRF**	0	0	0	0
Total	**4,821,232**	**834,077**	**0**	**5,655,309**	**Total**	**0**	**0**	**0**	**0**
FTE	**81.70**	**17.00**	**0.00**	**98.70**	**FTE**	**0.00**	**0.00**	**0.00**	**0.00**
Est. Fringe	3,201,391	568,508	0	3,769,899	**Est. Fringe**	0	0	0	0

Note: Fringes budgeted in Appropriation Bill 5 except for certain fringes budgeted directly to MoDOT, Highway Patrol, and Conservation.

Note: Fringes budgeted in Appropriation Bill 5 except for certain fringes budgeted directly to MoDOT, Highway Patrol, and Conservation.

Federal Funds: 1148:Department of Mental Health Federal

2. CORE DESCRIPTION

This item requests funding for the Central Missouri Regional Office (including two satellite offices) within the Division of Developmental Disabilities (DD). This office is one of five regional offices that are the point of entry for all individuals with developmental disabilities in the state.

The Central Missouri Regional Office is located in Columbia and also operates two satellite offices located in Rolla and Kirksville. The Central Missouri Regional Office and satellite offices serve 41 counties and provides or contracts for case management services, establishes contracts for services with new providers, develops individualized service plans, and provides quality assurance and oversight of the service delivery system for individuals with developmental disabilities.

3. PROGRAM LISTING (list programs included in this core funding)

Central MO Regional Office

CORE DECISION ITEM

Dept Of Mental Health
Division of Developmental Disabilities
CORE - Central MO Regional Office

Budget Unit 750101B

Bill Section 10.500

4. FINANCIAL HISTORY

	FY 2023 Actual	FY 2024 Actual	FY 2025 Actual	FY 2026 Current Yr. as of 8/31/25
Appropriations (All Funds)	4,792,501	5,184,612	5,341,212	5,655,309
Less Reverted (All Funds)	(120,167)	(131,931)	(135,980)	(144,637)
Less Restricted (All Funds)*	0	0	0	0
Less Transfers Out	0	0	0	0
Plus Transfers In	0	0	0	0
Budget Authority (All Funds)	4,672,334	5,052,681	5,205,232	5,510,672
Actual Expenditures (all Fund	4,618,554	4,865,862	4,819,372	823,645
Unexpended (All Funds)	53,780	186,819	385,860	4,687,027
Unexpended by Fund:				
General Revenue	15,000	0	0	3,919,993
Federal	38,780	186,819	385,860	767,034
Other	0	0	0	0



*Restricted amount is as of Sep 1, 2025

Reverted includes the statutory three-percent reserve amount (when applicable).
Restricted includes any Governor's Expenditure Restrictions which remained at the end of the fiscal year (when applicable).

NOTES:

FY 2023, FY 2024 and FY 2025 - Federal lapse amounts occurred as a result of vacancies.

CORE DECISION ITEM

Dept Of Mental Health | **Budget Unit 750101B**
Division of Developmental Disabilities
CORE - Central MO Regional Office | **Bill Section 10.500**

5. CORE RECONCILIATION DETAIL

	Budget Class	FTE	GR	FED	OTHER	TOTAL	Explanation
TAFP After VETOES							
	PS	98.70	4,641,321	723,014	0	5,364,335	
	EE	0.00	179,911	111,063	0	290,974	
	PD	0.00	0	0	0	0	
	TRF	0.00	0	0	0	0	
	Total	**98.70**	**4,821,232**	**834,077**	**0**	**5,655,309**	
One-Times							
	PS	0.00	0	0	0	0	
	EE	0.00	0	0	0	0	
	PD	0.00	0	0	0	0	
	TRF	0.00	0	0	0	0	
	Total	**0.00**	**0**	**0**	**0**	**0**	
FY 27 Beginning Core							
	PS	98.70	4,641,321	723,014	0	5,364,335	
	EE	0.00	179,911	111,063	0	290,974	
	PD	0.00	0	0	0	0	
	TRF	0.00	0	0	0	0	
	Total	**98.70**	**4,821,232**	**834,077**	**0**	**5,655,309**	

Department Request Adjustments

CORE DECISION ITEM

Dept Of Mental Health | **Budget Unit 750101B**
Division of Developmental Disabilities
CORE - Central MO Regional Office | **Bill Section 10.500**

			Budget Class	FTE	GR	FED	OTHER	TOTAL	Explanation
Core Reallocation	CRA.75B.036	10461	PS	0.00	0	0	0	0	Reallocation to reflect FY27 planned spending
Core Reallocation	CRA.75B.036	17126	PS	0.00	0	0	0	0	Reallocation to reflect FY27 planned spending
Core Reallocation	CRA.75B.036	12102	EE	0.00	0	0	0	0	Reallocation to reflect FY27 planned spending
Core Reallocation	CRA.75B.036	17137	EE	0.00	0	0	0	0	Reallocation to reflect FY27 planned spending
Net Department Request Adjustments				**0.00**	**0**	**0**	**0**	**0**	
Department Request Core									
			PS	98.70	4,641,321	723,014	0	5,364,335	
			EE	0.00	179,911	111,063	0	290,974	
			PD	0.00	0	0	0	0	
			TRF	0.00	0	0	0	0	
			Total	**98.70**	**4,821,232**	**834,077**	**0**	**5,655,309**	
Governor's Recommended Core									
			PS	0.00	0	0	0	0	
			EE	0.00	0	0	0	0	
			PD	0.00	0	0	0	0	
			TRF	0.00	0	0	0	0	
			Total	**0.00**	**0**	**0**	**0**	**0**	

CORE DECISION ITEM

Dept Of Mental Health | **Budget Unit 750101B**
Division of Developmental Disabilities
CORE - Central MO Regional Office | **Bill Section 10.500**

Summary of the Core by Expenditure Types

	FY25 Budget		FY25 Actual		FY26 Budget		FY26 Actual as of 8/31/25		FY27 DTREQ		FY27 GVREC	
Account	**Dollars**	**FTE**	**Dollars**	**FTE**	**Dollars**	**FTE**	**Dollars**	**FTE**	**Dollars**	**FTE**	**Dollars**	**FTE**
Leave Payouts	0	0.00	17,796	0.00	16,269	0.00	17,463	0.00	16,269	0.00	0	0.00
Benefit Eligible Wages	5,050,309	98.70	4,586,478	83.15	5,338,334	98.20	771,131	13.17	5,347,066	98.70	0	0.00
Planned Hourly Wages	0	0.00	0	0.00	9,732	0.50	0	0.00	1,000	0.00	0	0.00
Provisional Wages	0	0.00	2,317	0.03	0	0.00	485	0.01	0	0.00	0	0.00
Total PS	**5,050,309**	**98.70**	**4,606,591**	**83.19**	**5,364,335**	**98.70**	**789,079**	**13.18**	**5,364,335**	**98.70**	**0**	**0.00**
In State Travel	22,190	0.00	10,113	0.00	18,261	0.00	2,087	0.00	18,261	0.00	0	0.00
Out of State Travel	416	0.00	0	0.00	416	0.00	0	0.00	416	0.00	0	0.00
Fuel and Utilities	317	0.00	0	0.00	317	0.00	15	0.00	317	0.00	0	0.00
Supplies	77,812	0.00	47,083	0.00	69,812	0.00	15,146	0.00	74,812	0.00	0	0.00
Professional Development	15,111	0.00	255	0.00	15,111	0.00	80	0.00	15,111	0.00	0	0.00
Communications Services and Supplies	57,106	0.00	36,893	0.00	61,106	0.00	6,033	0.00	56,106	0.00	0	0.00
Professional Services	25,259	0.00	41,541	0.00	33,259	0.00	1,451	0.00	44,259	0.00	0	0.00
Housekeeping and Janitorial Services	28,107	0.00	9,889	0.00	28,107	0.00	1,760	0.00	16,107	0.00	0	0.00
Maintenance and Repair Services	12,441	0.00	22,003	0.00	17,441	0.00	4,056	0.00	24,441	0.00	0	0.00
Motorized Equipment	200	0.00	23,981	0.00	200	0.00	0	0.00	200	0.00	0	0.00
Office Equipment Expenses	5,886	0.00	5,682	0.00	5,886	0.00	487	0.00	10,886	0.00	0	0.00
Other Equipment	7,100	0.00	6,128	0.00	7,100	0.00	2,250	0.00	7,100	0.00	0	0.00
Property and Improvements Expenses	1,850	0.00	0	0.00	1,850	0.00	0	0.00	1,850	0.00	0	0.00
Building Lease Payments Operating	356	0.00	0	0.00	356	0.00	0	0.00	356	0.00	0	0.00
Equipment Lease Payments	11,356	0.00	1,608	0.00	6,356	0.00	150	0.00	6,356	0.00	0	0.00
Miscellaneous Expenses	25,396	0.00	7,604	0.00	25,396	0.00	1,053	0.00	14,396	0.00	0	0.00
Total EE	**290,903**	**0.00**	**212,781**	**0.00**	**290,974**	**0.00**	**34,567**	**0.00**	**290,974**	**0.00**	**0**	**0.00**

CORE DECISION ITEM

Dept Of Mental Health
Division of Developmental Disabilities
CORE - Central MO Regional Office

Budget Unit 750101B

Bill Section 10.500

Account	FY25 Budget		FY25 Actual		FY26 Budget		FY26 Actual as of 8/31/25		FY27 DTREQ		FY27 GVREC	
	Dollars	FTE	Dollars	FTE	Dollars	FTE	Dollars	FTE	Dollars	FTE	Dollars	FTE
Grand Total	5,341,212	98.70	4,819,372	83.19	5,655,309	98.70	823,645	13.18	5,655,309	98.70	0	0.00

FLEXIBILITY REQUEST FORM

BUDGET UNIT NUMBER:	750101B	**DEPARTMENT:**	Mental Health
BUDGET UNIT NAME:	Central MO Regional Office		
HOUSE BILL SECTION:	10.500	**DIVISION:**	Developmental Disabilities

1. Provide the amount by fund of personal service flexibility and the amount by fund of expense and equipment flexibility you are requesting in dollar and percentage terms and explain why the flexibility is needed. If flexibility is being requested among divisions, provide the amount by fund of flexibility you are requesting in dollar and percentage terms and explain why the flexibility is needed.

Flex appropriations for the regional offices allow the Department to:

• Create statewide capacity to increase efficiencies in care coordination, maximize quality and oversight, and improve processes through contracting as new ideas are developed. Historically Regional Offices were set up as regional state service providers, with individuals coming for treatment/staying for care when needed. Flexibility gives management the ability to continually review whether it is more beneficial to contract for services, hire staff in-house to provide services, or provide a mix of both contracting and in-house services.

• React to emergency situations that could occur in any given fiscal year. Flexibility allows available funds to be shifted to cover critical equipment/supply needs that would otherwise go unmet. This could include such things as security enhancements, phone systems, etc. The flex language allows the regional offices to flex personal services dollars when available and purchase facility furnishings, equipment, etc. as needed.

DEPARTMENT REQUEST

DMH is requesting 50% flexibility between regional offices and 25% flexibility between PS and EE based on total GR and FED funding for FY 2027. Requested flexibility will allow DMH to respond to changing regional needs in support of DD individuals, and where necessary, reallocate funds between Central, Kansas City, St. Louis, Springfield, and Sikeston Regional Offices to increase efficiencies in program coordination, maximize quality and oversight, and improve processes through contracting as needed.

Regional Office	PS or E&E	Budget	% Flex Requested	Flex Request Amount
Central Missouri Regional Office				
	PS	$4,641,321	50%	$2,320,661
	E&E	$179,911	50%	$89,956
Total Request GR		$4,821,232	50%	$2,410,617
	PS	$723,014	50%	$361,507
	E&E	$111,063	50%	$55,532
Total Request FED		$834,077	50%	$417,039

FLEXIBILITY REQUEST FORM

BUDGET UNIT NUMBER:	750101B	**DEPARTMENT:**	Mental Health
BUDGET UNIT NAME:	Central MO Regional Office		
HOUSE BILL SECTION:	10.500	**DIVISION:**	Developmental Disabilities

2. Estimate how much flexibility will be used for the budget year. How much flexibility was used in the Prior Year Budget and the Current Year Budget? Please specify the amount.

PRIOR YEAR ACTUAL AMOUNT OF FLEXIBILITY USED	CURRENT YEAR ESTIMATED AMOUNT OF FLEXIBILITY THAT WILL BE USED	BUDGET REQUEST ESTIMATED AMOUNT OF FLEXIBILITY THAT WILL BE USED
None used.	Flexibility usage is difficult to estimate at this time.	Flexibility usage is difficult to estimate at this time.

3. Was flexibility approved in the Prior Year Budget or the Current Year Budget? If so, how was the flexibility used during those years?

PRIOR YEAR EXPLAIN ACTUAL USE	CURRENT YEAR EXPLAIN PLANNED USE
None used.	None used.

CORE DECISION ITEM

Dept Of Mental Health
Division of Developmental Disabilities
CORE - Kansas City Regional Office

Budget Unit 750104B

Bill Section 10.505

1. CORE FINANCIAL SUMMARY

FY 2027 Department Request

	GR	Federal	Other	Total
PS	4,409,346	1,369,119	0	5,778,465
EE	254,178	111,945	0	366,123
PSD	0	0	0	0
TRF	0	0	0	0
Total	**4,663,524**	**1,481,064**	**0**	**6,144,588**
FTE	**68.00**	**29.74**	**0.00**	**97.74**
Est. Fringe	2,884,287	1,036,492	0	3,920,779

Note: Fringes budgeted in Appropriation Bill 5 except for certain fringes budgeted directly to MoDOT, Highway Patrol, and Conservation.

Federal Funds: 1148:Department of Mental Health Federal

FY 2027 Governor's Recommended

	GR	Federal	Other	Total
PS	0	0	0	0
EE	0	0	0	0
PSD	0	0	0	0
TRF	0	0	0	0
Total	**0**	**0**	**0**	**0**
FTE	**0.00**	**0.00**	**0.00**	**0.00**
Est. Fringe	0	0	0	0

Note: Fringes budgeted in Appropriation Bill 5 except for certain fringes budgeted directly to MoDOT, Highway Patrol, and Conservation.

2. CORE DESCRIPTION

This item requests funding for the Kansas City Regional Office (including one satellite office) within the Division of Developmental Disabilities (DD). This office is one of five regional offices that are the point of entry for all individuals with developmental disabilities in the state.

The Kansas City Regional Office is located in Kansas City and also operates one satellite office located in Albany. The Kansas City Regional Office and satellite office serve 20 counties and provides or contracts for case management services, establishes contracts for services with new providers, develops individualized service plans, and provides quality assurance and oversight of the service delivery system for individuals with developmental disabilities.

3. PROGRAM LISTING (list programs included in this core funding)

Kansas City Regional Office

CORE DECISION ITEM

Dept Of Mental Health
Division of Developmental Disabilities
CORE - Kansas City Regional Office

Budget Unit 750104B

Bill Section 10.505

4. FINANCIAL HISTORY

	FY 2023 Actual	FY 2024 Actual	FY 2025 Actual	FY 2026 Current Yr. as of 8/31/25
Appropriations (All Funds)	5,231,488	5,656,247	5,825,570	6,144,588
Less Reverted (All Funds)	(115,656)	(128,395)	(132,261)	(139,905)
Less Restricted (All Funds)*	0	0	0	0
Less Transfers Out	0	0	0	0
Plus Transfers In	0	0	0	0
Budget Authority (All Funds)	5,115,832	5,527,852	5,693,309	6,004,683
Actual Expenditures (all Fund	5,034,172	5,444,105	5,492,154	931,607
Unexpended (All Funds)	81,660	83,747	201,155	5,073,076
Unexpended by Fund:				
General Revenue	4,796	49	0	3,781,205
Federal	76,864	83,698	201,155	1,291,871
Other	0	0	0	0



*Restricted amount is as of Sep 1, 2025

Reverted includes the statutory three-percent reserve amount (when applicable).
Restricted includes any Governor's Expenditure Restrictions which remained at the end of the fiscal year (when applicable).

NOTES:

FY 2023, FY 2024 and FY 2025 - Federal lapse amounts occurred as a result of vacancies.

CORE DECISION ITEM

Dept Of Mental Health
Division of Developmental Disabilities
CORE - Kansas City Regional Office

Budget Unit 750104B

Bill Section 10.505

5. CORE RECONCILIATION DETAIL

	Budget Class	FTE	GR	FED	OTHER	TOTAL	Explanation
TAFP After VETOES							
	PS	97.74	4,409,346	1,369,119	0	5,778,465	
	EE	0.00	254,178	111,945	0	366,123	
	PD	0.00	0	0	0	0	
	TRF	0.00	0	0	0	0	
	Total	**97.74**	**4,663,524**	**1,481,064**	**0**	**6,144,588**	
One-Times							
	PS	0.00	0	0	0	0	
	EE	0.00	0	0	0	0	
	PD	0.00	0	0	0	0	
	TRF	0.00	0	0	0	0	
	Total	**0.00**	**0**	**0**	**0**	**0**	
FY 27 Beginning Core							
	PS	97.74	4,409,346	1,369,119	0	5,778,465	
	EE	0.00	254,178	111,945	0	366,123	
	PD	0.00	0	0	0	0	
	TRF	0.00	0	0	0	0	
	Total	**97.74**	**4,663,524**	**1,481,064**	**0**	**6,144,588**	

Department Request Adjustments

CORE DECISION ITEM

Dept Of Mental Health | **Budget Unit 750104B**
Division of Developmental Disabilities
CORE - Kansas City Regional Office | **Bill Section 10.505**

			Budget Class	FTE	GR	FED	OTHER	TOTAL	Explanation
Core Reallocation	CRA.75B.037	10464	PS	0.00	0	0	0	0	Reallocation to reflect FY27 planned spending
Core Reallocation	CRA.75B.037	17129	PS	0.00	0	0	0	0	Reallocation to reflect FY27 planned spending
Core Reallocation	CRA.75B.037	12112	EE	0.00	0	0	0	0	Reallocation to reflect FY27 planned spending
Core Reallocation	CRA.75B.037	13028	EE	0.00	0	0	0	0	Reallocation to reflect FY27 planned spending
Net Department Request Adjustments				**0.00**	**0**	**0**	**0**	**0**	
Department Request Core									
			PS	97.74	4,409,346	1,369,119	0	5,778,465	
			EE	0.00	254,178	111,945	0	366,123	
			PD	0.00	0	0	0	0	
			TRF	0.00	0	0	0	0	
			Total	**97.74**	**4,663,524**	**1,481,064**	**0**	**6,144,588**	
Governor's Recommended Core									
			PS	0.00	0	0	0	0	
			EE	0.00	0	0	0	0	
			PD	0.00	0	0	0	0	
			TRF	0.00	0	0	0	0	
			Total	**0.00**	**0**	**0**	**0**	**0**	

CORE DECISION ITEM

Dept Of Mental Health | **Budget Unit 750104B**
Division of Developmental Disabilities
CORE - Kansas City Regional Office | **Bill Section 10.505**

Summary of the Core by Expenditure Types

	FY25 Budget		FY25 Actual		FY26 Budget		FY26 Actual as of 8/31/25		FY27 DTREQ		FY27 GVREC	
Account	**Dollars**	**FTE**	**Dollars**	**FTE**	**Dollars**	**FTE**	**Dollars**	**FTE**	**Dollars**	**FTE**	**Dollars**	**FTE**
Leave Payouts	0	0.00	11,906	0.00	51,642	0.00	6,871	0.00	51,642	0.00	0	0.00
Benefit Eligible Wages	5,460,590	97.74	5,150,520	96.18	5,721,044	97.74	854,960	15.25	5,721,044	97.74	0	0.00
Planned Hourly Wages	0	0.00	0	0.00	5,779	0.00	0	0.00	5,779	0.00	0	0.00
Provisional Wages	0	0.00	4,594	0.13	0	0.00	1,162	0.03	0	0.00	0	0.00
Total PS	**5,460,590**	**97.74**	**5,167,019**	**96.31**	**5,778,465**	**97.74**	**862,993**	**15.28**	**5,778,465**	**97.74**	**0**	**0.00**
In State Travel	18,300	0.00	30,284	0.00	39,441	0.00	5,941	0.00	39,441	0.00	0	0.00
Out of State Travel	100	0.00	0	0.00	102	0.00	0	0.00	102	0.00	0	0.00
Fuel and Utilities	151	0.00	0	0.00	151	0.00	0	0.00	151	0.00	0	0.00
Supplies	80,247	0.00	62,876	0.00	50,247	0.00	8,487	0.00	60,247	0.00	0	0.00
Professional Development	4,907	0.00	4,044	0.00	4,907	0.00	20	0.00	4,907	0.00	0	0.00
Communications Services and Supplies	78,019	0.00	46,098	0.00	68,019	0.00	7,620	0.00	48,019	0.00	0	0.00
Professional Services	20,000	0.00	21,830	0.00	30,000	0.00	11,547	0.00	30,000	0.00	0	0.00
Housekeeping and Janitorial Services	96,783	0.00	98,618	0.00	96,783	0.00	16,979	0.00	106,783	0.00	0	0.00
Maintenance and Repair Services	27,500	0.00	8,670	0.00	21,500	0.00	6,610	0.00	21,500	0.00	0	0.00
Motorized Equipment	600	0.00	0	0.00	600	0.00	0	0.00	600	0.00	0	0.00
Office Equipment Expenses	3,231	0.00	1,445	0.00	3,231	0.00	3,608	0.00	3,231	0.00	0	0.00
Other Equipment	22,000	0.00	29,270	0.00	22,000	0.00	3,697	0.00	22,000	0.00	0	0.00
Property and Improvements Expenses	303	0.00	0	0.00	303	0.00	0	0.00	303	0.00	0	0.00
Building Lease Payments Operating	500	0.00	0	0.00	500	0.00	0	0.00	500	0.00	0	0.00
Equipment Lease Payments	7,500	0.00	15,834	0.00	23,500	0.00	2,805	0.00	23,500	0.00	0	0.00
Miscellaneous Expenses	4,839	0.00	6,166	0.00	4,839	0.00	1,301	0.00	4,839	0.00	0	0.00
Total EE	**364,980**	**0.00**	**325,135**	**0.00**	**366,123**	**0.00**	**68,614**	**0.00**	**366,123**	**0.00**	**0**	**0.00**

CORE DECISION ITEM

Dept Of Mental Health
Division of Developmental Disabilities
CORE - Kansas City Regional Office

Budget Unit 750104B

Bill Section 10.505

Account	FY25 Budget		FY25 Actual		FY26 Budget		FY26 Actual as of 8/31/25		FY27 DTREQ		FY27 GVREC	
	Dollars	FTE	Dollars	FTE	Dollars	FTE	Dollars	FTE	Dollars	FTE	Dollars	FTE
Grand Total	5,825,570	97.74	5,492,154	96.31	6,144,588	97.74	931,607	15.28	6,144,588	97.74	0	0.00

FLEXIBILITY REQUEST FORM

BUDGET UNIT NUMBER:	750104B	**DEPARTMENT:**	Mental Health
BUDGET UNIT NAME:	Kansas City Regional Office		
HOUSE BILL SECTION:	10.505	**DIVISION:**	Developmental Disabilities

1. Provide the amount by fund of personal service flexibility and the amount by fund of expense and equipment flexibility you are requesting in dollar and percentage terms and explain why the flexibility is needed. If flexibility is being requested among divisions, provide the amount by fund of flexibility you are requesting in dollar and percentage terms and explain why the flexibility is needed.

Flex appropriations for the regional offices allow the Department to:

• Create statewide capacity to increase efficiencies in care coordination, maximize quality and oversight, and improve processes through contracting as new ideas are developed. Historically Regional Offices were set up as regional state service providers, with individuals coming for treatment/staying for care when needed. Flexibility gives management the ability to continually review whether it is more beneficial to contract for services, hire staff in-house to provide services, or provide a mix of both contracting and in-house services.

• React to emergency situations that could occur in any given fiscal year. Flexibility allows available funds to be shifted to cover critical equipment/supply needs that would otherwise go unmet. This could include such things as security enhancements, phone systems, etc. The flex language allows the regional offices to flex personal services dollars when available and purchase facility furnishings, equipment, etc. as needed.

DEPARTMENT REQUEST

DMH is requesting 50% flexibility between regional offices and 25% flexibility between PS and EE based on total GR and FED funding for FY 2027. Requested flexibility will allow DMH to respond to changing regional needs in support of DD individuals, and where necessary, reallocate funds between Central, Kansas City, St. Louis, Springfield, and Sikeston Regional Offices to increase efficiencies in program coordination, maximize quality and oversight, and improve processes through contracting as needed.

Regional Office	PS or E&E	Budget	% Flex Requested	Flex Request Amount
Kansas City Regional Office				
	PS	$4,409,346	50%	$2,204,673
	E&E	$254,178	50%	$127,089
Total Request GR		$4,663,524	50%	$2,331,762
	PS	$1,369,119	50%	$684,560
	E&E	$111,945	50%	$55,972
Total Request FED		$1,481,064	50%	$740,532

FLEXIBILITY REQUEST FORM

BUDGET UNIT NUMBER: 750104B	**DEPARTMENT:** Mental Health
BUDGET UNIT NAME: Kansas City Regional Office	
HOUSE BILL SECTION: 10.505	**DIVISION:** Developmental Disabilities

2. Estimate how much flexibility will be used for the budget year. How much flexibility was used in the Prior Year Budget and the Current Year Budget? Please specify the amount.

PRIOR YEAR ACTUAL AMOUNT OF FLEXIBILITY USED	CURRENT YEAR ESTIMATED AMOUNT OF FLEXIBILITY THAT WILL BE USED	BUDGET REQUEST ESTIMATED AMOUNT OF FLEXIBILITY THAT WILL BE USED
None used.	Flexibility usage is difficult to estimate at this time.	Flexibility usage is difficult to estimate at this time.

3. Was flexibility approved in the Prior Year Budget or the Current Year Budget? If so, how was the flexibility used during those years?

PRIOR YEAR EXPLAIN ACTUAL USE	CURRENT YEAR EXPLAIN PLANNED USE
None used.	None used.

CORE DECISION ITEM

Dept Of Mental Health | **Budget Unit 750108B**
Division of Developmental Disabilities
CORE - Sikeston Regional Office | **Bill Section 10.510**

1. CORE FINANCIAL SUMMARY

FY 2027 Department Request

	GR	Federal	Other	Total
PS	2,423,346	267,298	0	2,690,644
EE	128,541	27,735	0	156,276
PSD	0	0	0	0
TRF	0	0	0	0
Total	**2,551,887**	**295,033**	**0**	**2,846,920**
FTE	**41.82**	**6.75**	**0.00**	**48.57**
Est. Fringe	1,657,841	217,775	0	1,875,617

Note: Fringes budgeted in Appropriation Bill 5 except for certain fringes budgeted directly to MoDOT, Highway Patrol, and Conservation.

Federal Funds: 1148:Department of Mental Health Federal

FY 2027 Governor's Recommended

	GR	Federal	Other	Total
PS	0	0	0	0
EE	0	0	0	0
PSD	0	0	0	0
TRF	0	0	0	0
Total	**0**	**0**	**0**	**0**
FTE	**0.00**	**0.00**	**0.00**	**0.00**
Est. Fringe	0	0	0	0

Note: Fringes budgeted in Appropriation Bill 5 except for certain fringes budgeted directly to MoDOT, Highway Patrol, and Conservation.

2. CORE DESCRIPTION

This item requests funding for the Sikeston Regional Office (including one satellite office) within the Division of Developmental Disabilities (DD). This office is one of five regional offices that are the point of entry for all individuals with developmental disabilities in the state.

The Sikeston Regional Office is located in Sikeston and also operates one satellite office located in Poplar Bluff. The Sikeston Regional Office and satellite office serve 19 counties and provides or contracts for case management services, establishes contracts for services with new providers, develops individualized service plans, and provides quality assurance and oversight of the service delivery system for individuals with developmental disabilities.

3. PROGRAM LISTING (list programs included in this core funding)

Sikeston Regional Office

CORE DECISION ITEM

Dept Of Mental Health
Division of Developmental Disabilities
CORE - Sikeston Regional Office

Budget Unit 750108B

Bill Section 10.510

4. FINANCIAL HISTORY

	FY 2023 Actual	FY 2024 Actual	FY 2025 Actual	FY 2026 Current Yr. as of 8/31/25
Appropriations (All Funds)	2,454,742	2,651,626	2,694,506	2,846,920
Less Reverted (All Funds)	(64,313)	(71,294)	(72,343)	(76,556)
Less Restricted (All Funds)*	0	0	0	0
Less Transfers Out	0	0	0	0
Plus Transfers In	0	0	0	0
Budget Authority (All Funds)	2,390,429	2,580,332	2,622,163	2,770,364
Actual Expenditures (all Fund	2,337,148	2,480,915	2,525,202	413,345
Unexpended (All Funds)	53,281	99,417	96,961	2,357,019
Unexpended by Fund:				
General Revenue	36,582	25,567	70	2,076,367
Federal	16,699	73,851	96,891	280,652
Other	0	0	0	0



*Restricted amount is as of Sep 1, 2025

Reverted includes the statutory three-percent reserve amount (when applicable).
Restricted includes any Governor's Expenditure Restrictions which remained at the end of the fiscal year (when applicable).

CORE DECISION ITEM

Dept Of Mental Health | **Budget Unit 750108B**
Division of Developmental Disabilities
CORE - Sikeston Regional Office | **Bill Section 10.510**

NOTES:

FY 2023, FY 2024 and FY 2025 - Federal lapse amounts occurred as a result of vacancies.

FY 2023, FY 2024 - Unexpended General Revenue (GR) in FY2023 and FY2024 represent the remaining balance of supplemental funds awarded for the move of Sikeston Regional Office from the campus of SEMORS Habilitation Center in FY2024.

CORE DECISION ITEM

Dept Of Mental Health
Division of Developmental Disabilities
CORE - Sikeston Regional Office

Budget Unit 750108B

Bill Section 10.510

5. CORE RECONCILIATION DETAIL

	Budget Class	FTE	GR	FED	OTHER	TOTAL	Explanation
TAFP After VETOES							
	PS	48.57	2,423,346	267,298	0	2,690,644	
	EE	0.00	128,541	27,735	0	156,276	
	PD	0.00	0	0	0	0	
	TRF	0.00	0	0	0	0	
	Total	**48.57**	**2,551,887**	**295,033**	**0**	**2,846,920**	
One-Times							
	PS	0.00	0	0	0	0	
	EE	0.00	0	0	0	0	
	PD	0.00	0	0	0	0	
	TRF	0.00	0	0	0	0	
	Total	**0.00**	**0**	**0**	**0**	**0**	
FY 27 Beginning Core							
	PS	48.57	2,423,346	267,298	0	2,690,644	
	EE	0.00	128,541	27,735	0	156,276	
	PD	0.00	0	0	0	0	
	TRF	0.00	0	0	0	0	
	Total	**48.57**	**2,551,887**	**295,033**	**0**	**2,846,920**	

Department Request Adjustments

CORE DECISION ITEM

Dept Of Mental Health | **Budget Unit 750108B**
Division of Developmental Disabilities
CORE - Sikeston Regional Office | **Bill Section 10.510**

			Budget Class	FTE	GR	FED	OTHER	TOTAL	Explanation
Core Reallocation	CRA.75B.038	10469	PS	0.00	0	0	0	0	Reallocation to reflect FY27 planned spending
Core Reallocation	CRA.75B.038	17133	PS	0.00	0	0	0	0	Reallocation to reflect FY27 planned spending
Core Reallocation	CRA.75B.038	12117	EE	0.00	0	0	0	0	Reallocation to reflect FY27 planned spending
Core Reallocation	CRA.75B.038	13029	EE	0.00	0	0	0	0	Reallocation to reflect FY27 planned spending
Net Department Request Adjustments				**0.00**	**0**	**0**	**0**	**0**	
Department Request Core									
			PS	48.57	2,423,346	267,298	0	2,690,644	
			EE	0.00	128,541	27,735	0	156,276	
			PD	0.00	0	0	0	0	
			TRF	0.00	0	0	0	0	
			Total	**48.57**	**2,551,887**	**295,033**	**0**	**2,846,920**	
Governor's Recommended Core									
			PS	0.00	0	0	0	0	
			EE	0.00	0	0	0	0	
			PD	0.00	0	0	0	0	
			TRF	0.00	0	0	0	0	
			Total	**0.00**	**0**	**0**	**0**	**0**	

CORE DECISION ITEM

Dept Of Mental Health | **Budget Unit 750108B**
Division of Developmental Disabilities
CORE - Sikeston Regional Office | **Bill Section 10.510**

Summary of the Core by Expenditure Types

	FY25 Budget		FY25 Actual		FY26 Budget		FY26 Actual as of 8/31/25		FY27 DTREQ		FY27 GVREC	
Account	**Dollars**	**FTE**	**Dollars**	**FTE**	**Dollars**	**FTE**	**Dollars**	**FTE**	**Dollars**	**FTE**	**Dollars**	**FTE**
Leave Payouts	0	0.00	23,850	0.00	10,794	0.00	5,819	0.00	10,794	0.00	0	0.00
Benefit Eligible Wages	2,538,266	48.57	2,346,834	42.83	2,679,850	48.57	378,982	6.71	2,679,850	48.57	0	0.00
Provisional Wages	0	0.00	2,317	0.03	0	0.00	485	0.01	0	0.00	0	0.00
Total PS	**2,538,266**	**48.57**	**2,373,002**	**42.86**	**2,690,644**	**48.57**	**385,287**	**6.72**	**2,690,644**	**48.57**	**0**	**0.00**
In State Travel	22,442	0.00	14,825	0.00	22,478	0.00	1,836	0.00	22,478	0.00	0	0.00
Fuel and Utilities	401	0.00	0	0.00	401	0.00	0	0.00	401	0.00	0	0.00
Supplies	37,089	0.00	27,342	0.00	40,089	0.00	4,604	0.00	32,089	0.00	0	0.00
Professional Development	4,483	0.00	374	0.00	11,483	0.00	20	0.00	11,483	0.00	0	0.00
Communications Services and Supplies	34,225	0.00	22,937	0.00	34,225	0.00	6,275	0.00	24,225	0.00	0	0.00
Professional Services	2,332	0.00	10,701	0.00	2,332	0.00	603	0.00	12,332	0.00	0	0.00
Housekeeping and Janitorial Services	12,584	0.00	2,684	0.00	12,584	0.00	0	0.00	4,584	0.00	0	0.00
Maintenance and Repair Services	10,098	0.00	6,265	0.00	10,098	0.00	8,591	0.00	10,098	0.00	0	0.00
Motorized Equipment	300	0.00	23,981	0.00	300	0.00	0	0.00	300	0.00	0	0.00
Office Equipment Expenses	9,955	0.00	16,938	0.00	4,955	0.00	1,882	0.00	10,955	0.00	0	0.00
Other Equipment	13,516	0.00	18,863	0.00	8,516	0.00	2,560	0.00	18,516	0.00	0	0.00
Property and Improvements Expenses	525	0.00	135	0.00	525	0.00	0	0.00	525	0.00	0	0.00
Building Lease Payments Operating	150	0.00	1,640	0.00	150	0.00	0	0.00	150	0.00	0	0.00
Equipment Lease Payments	3,335	0.00	906	0.00	3,335	0.00	592	0.00	3,335	0.00	0	0.00
Miscellaneous Expenses	4,805	0.00	4,610	0.00	4,805	0.00	1,096	0.00	4,805	0.00	0	0.00
Total EE	**156,240**	**0.00**	**152,200**	**0.00**	**156,276**	**0.00**	**28,059**	**0.00**	**156,276**	**0.00**	**0**	**0.00**

CORE DECISION ITEM

Dept Of Mental Health
Division of Developmental Disabilities
CORE - Sikeston Regional Office

Budget Unit 750108B

Bill Section 10.510

Account	FY25 Budget		FY25 Actual		FY26 Budget		FY26 Actual as of 8/31/25		FY27 DTREQ		FY27 GVREC	
	Dollars	FTE	Dollars	FTE	Dollars	FTE	Dollars	FTE	Dollars	FTE	Dollars	FTE
Grand Total	2,694,506	48.57	2,525,202	42.86	2,846,920	48.57	413,345	6.72	2,846,920	48.57	0	0.00

FLEXIBILITY REQUEST FORM

BUDGET UNIT NUMBER:	750108B	**DEPARTMENT:**	Mental Health
BUDGET UNIT NAME:	Sikeston Regional Office		
HOUSE BILL SECTION:	10.510	**DIVISION:**	Developmental Disabilities

1. Provide the amount by fund of personal service flexibility and the amount by fund of expense and equipment flexibility you are requesting in dollar and percentage terms and explain why the flexibility is needed. If flexibility is being requested among divisions, provide the amount by fund of flexibility you are requesting in dollar and percentage terms and explain why the flexibility is needed.

Flex appropriations for the regional offices allow the Department to:

• Create statewide capacity to increase efficiencies in care coordination, maximize quality and oversight, and improve processes through contracting as new ideas are developed. Historically Regional Offices were set up as regional state service providers, with individuals coming for treatment/staying for care when needed. Flexibility gives management the ability to continually review whether it is more beneficial to contract for services, hire staff in-house to provide services, or provide a mix of both contracting and in-house services.

• React to emergency situations that could occur in any given fiscal year. Flexibility allows available funds to be shifted to cover critical equipment/supply needs that would otherwise go unmet. This could include such things as security enhancements, phone systems, etc. The flex language allows the regional offices to flex personal services dollars when available and purchase facility furnishings, equipment, etc. as needed.

DEPARTMENT REQUEST

DMH is requesting 50% flexibility between regional offices and 25% flexibility between PS and EE based on total GR and FED funding for FY 2027.Requested flexibility will allow DMH to respond to changing regional needs in support of DD individuals, and where necessary, reallocate funds between Central, Kansas City, St. Louis, Springfield, and Sikeston Regional Offices to increase efficiencies in program coordination, maximize quality and oversight, and improve processes through contracting as needed.

Regional Office	PS or E&E	Budget	% Flex Requested	Flex Request Amount
Sikeston Regional Office				
	PS	$2,423,346	50%	$1,211,673
	E&E	$128,541	50%	$64,271
Total Request GR		$2,551,887	50%	$1,275,944
	PS	$267,298	50%	$133,649
	E&E	$27,735	50%	$13,867
Total Request FED		$295,033	50%	$147,516

FLEXIBILITY REQUEST FORM

BUDGET UNIT NUMBER: 750108B	**DEPARTMENT:** Mental Health
BUDGET UNIT NAME: Sikeston Regional Office	
HOUSE BILL SECTION: 10.510	**DIVISION:** Developmental Disabilities

2. Estimate how much flexibility will be used for the budget year. How much flexibility was used in the Prior Year Budget and the Current Year Budget? Please specify the amount.

PRIOR YEAR ACTUAL AMOUNT OF FLEXIBILITY USED	CURRENT YEAR ESTIMATED AMOUNT OF FLEXIBILITY THAT WILL BE USED	BUDGET REQUEST ESTIMATED AMOUNT OF FLEXIBILITY THAT WILL BE USED
None used.	Flexibility usage is difficult to estimate at this time.	Flexibility usage is difficult to estimate at this time.

3. Was flexibility approved in the Prior Year Budget or the Current Year Budget? If so, how was the flexibility used during those years?

PRIOR YEAR EXPLAIN ACTUAL USE	CURRENT YEAR EXPLAIN PLANNED USE
None used.	None used.

CORE DECISION ITEM

Dept Of Mental Health | **Budget Unit 750109B**
Division of Developmental Disabilities
CORE - Springfield Regional Office | **Bill Section 10.515**

1. CORE FINANCIAL SUMMARY

	FY 2027 Department Request					FY 2027 Governor's Recommended			
	GR	Federal	Other	Total		GR	Federal	Other	Total
PS	2,918,871	423,301	0	3,342,172	**PS**	0	0	0	0
EE	167,999	41,508	0	209,507	**EE**	0	0	0	0
PSD	0	0	0	0	**PSD**	0	0	0	0
TRF	0	0	0	0	**TRF**	0	0	0	0
Total	**3,086,870**	**464,809**	**0**	**3,551,679**	**Total**	**0**	**0**	**0**	**0**
FTE	**48.38**	**11.75**	**0.00**	**60.13**	**FTE**	**0.00**	**0.00**	**0.00**	**0.00**
Est. Fringe	1,964,306	362,200	0	2,326,505	**Est. Fringe**	0	0	0	0

Note: Fringes budgeted in Appropriation Bill 5 except for certain fringes budgeted directly to MoDOT, Highway Patrol, and Conservation.

Note: Fringes budgeted in Appropriation Bill 5 except for certain fringes budgeted directly to MoDOT, Highway Patrol, and Conservation.

Federal Funds: 1148:Department of Mental Health Federal

2. CORE DESCRIPTION

This item requests funding for the Springfield Regional Office (including one satellite office) within the Division of Developmental Disabilities (DD). This office is one of five regional offices that are the point of entry for all individuals with developmental disabilities in the state.

The Springfield Regional Office is located in Springfield and also operates one satellite office located in Joplin. The Springfield Regional Office and satellite office serve 23 counties and provides or contracts for case management services, establishes contracts for services with new providers, develops individualized service plans, and provides quality assurance and oversight of the service delivery system for individuals with developmental disabilities.

3. PROGRAM LISTING (list programs included in this core funding)

Springfield Regional Office

CORE DECISION ITEM

Dept Of Mental Health
Division of Developmental Disabilities
CORE - Springfield Regional Office

Budget Unit 750109B

Bill Section 10.515

4. FINANCIAL HISTORY

	FY 2023 Actual	FY 2024 Actual	FY 2025 Actual	FY 2026 Current Yr. as of 8/31/25
Appropriations (All Funds)	3,018,428	3,262,882	3,360,590	3,551,679
Less Reverted (All Funds)	(77,698)	(85,032)	(87,591)	(92,606)
Less Restricted (All Funds)*	0	0	0	0
Less Transfers Out	0	0	0	0
Plus Transfers In	0	0	0	0
Budget Authority (All Funds)	2,940,730	3,177,850	3,272,999	3,459,073
Actual Expenditures (all Fund	2,816,247	3,058,444	3,126,370	519,487
Unexpended (All Funds)	124,483	119,406	146,629	2,939,586
Unexpended by Fund:				
General Revenue	15,000	0	0	2,525,823
Federal	109,483	119,406	146,629	413,763
Other	0	0	0	0



*Restricted amount is as of Sep 1, 2025

Reverted includes the statutory three-percent reserve amount (when applicable).
Restricted includes any Governor's Expenditure Restrictions which remained at the end of the fiscal year (when applicable).

NOTES:

FY 2023, FY 2024 and FY 2025 - Federal lapse amounts occurred as a result of vacancies.

CORE DECISION ITEM

Dept Of Mental Health
Division of Developmental Disabilities
CORE - Springfield Regional Office

Budget Unit 750109B

Bill Section 10.515

5. CORE RECONCILIATION DETAIL

	Budget Class	FTE	GR	FED	OTHER	TOTAL	Explanation
TAFP After VETOES							
	PS	60.13	2,918,871	423,301	0	3,342,172	
	EE	0.00	167,999	41,508	0	209,507	
	PD	0.00	0	0	0	0	
	TRF	0.00	0	0	0	0	
	Total	**60.13**	**3,086,870**	**464,809**	**0**	**3,551,679**	
One-Times							
	PS	0.00	0	0	0	0	
	EE	0.00	0	0	0	0	
	PD	0.00	0	0	0	0	
	TRF	0.00	0	0	0	0	
	Total	**0.00**	**0**	**0**	**0**	**0**	
FY 27 Beginning Core							
	PS	60.13	2,918,871	423,301	0	3,342,172	
	EE	0.00	167,999	41,508	0	209,507	
	PD	0.00	0	0	0	0	
	TRF	0.00	0	0	0	0	
	Total	**60.13**	**3,086,870**	**464,809**	**0**	**3,551,679**	

Department Request Adjustments

CORE DECISION ITEM

Dept Of Mental Health | **Budget Unit 750109B**
Division of Developmental Disabilities
CORE - Springfield Regional Office | **Bill Section 10.515**

			Budget Class	FTE	GR	FED	OTHER	TOTAL	Explanation
Core Reallocation	CRA.75B.039	10470	PS	0.00	0	0	0	0	Reallocation to reflect FY27 planned spending
Core Reallocation	CRA.75B.039	17134	PS	0.00	0	0	0	0	Reallocation to reflect FY27 planned spending
Core Reallocation	CRA.75B.039	12118	EE	0.00	0	0	0	0	Reallocation to reflect FY27 planned spending
Core Reallocation	CRA.75B.039	17143	EE	0.00	0	0	0	0	Reallocation to reflect FY27 planned spending
Net Department Request Adjustments				**0.00**	**0**	**0**	**0**	**0**	
Department Request Core									
			PS	60.13	2,918,871	423,301	0	3,342,172	
			EE	0.00	167,999	41,508	0	209,507	
			PD	0.00	0	0	0	0	
			TRF	0.00	0	0	0	0	
			Total	**60.13**	**3,086,870**	**464,809**	**0**	**3,551,679**	
Governor's Recommended Core									
			PS	0.00	0	0	0	0	
			EE	0.00	0	0	0	0	
			PD	0.00	0	0	0	0	
			TRF	0.00	0	0	0	0	
			Total	**0.00**	**0**	**0**	**0**	**0**	

CORE DECISION ITEM

Dept Of Mental Health | **Budget Unit 750109B**
Division of Developmental Disabilities
CORE - Springfield Regional Office | **Bill Section 10.515**

Summary of the Core by Expenditure Types

	FY25 Budget		FY25 Actual		FY26 Budget		FY26 Actual as of 8/31/25		FY27 DTREQ		FY27 GVREC	
Account	**Dollars**	**FTE**	**Dollars**	**FTE**	**Dollars**	**FTE**	**Dollars**	**FTE**	**Dollars**	**FTE**	**Dollars**	**FTE**
Leave Payouts	0	0.00	8,334	0.00	2,209	0.00	2,129	0.00	10,209	0.00	0	0.00
Benefit Eligible Wages	3,151,107	60.13	2,919,219	51.64	3,339,963	60.13	492,172	8.24	3,331,963	60.13	0	0.00
Total PS	**3,151,107**	**60.13**	**2,927,553**	**51.64**	**3,342,172**	**60.13**	**494,301**	**8.24**	**3,342,172**	**60.13**	**0**	**0.00**
In State Travel	13,823	0.00	11,589	0.00	14,347	0.00	1,773	0.00	14,347	0.00	0	0.00
Supplies	35,922	0.00	29,074	0.00	25,422	0.00	2,639	0.00	25,422	0.00	0	0.00
Professional Development	1,050	0.00	769	0.00	11,050	0.00	60	0.00	11,050	0.00	0	0.00
Communications Services and Supplies	43,603	0.00	32,036	0.00	43,603	0.00	4,489	0.00	32,103	0.00	0	0.00
Professional Services	25,616	0.00	26,069	0.00	25,616	0.00	836	0.00	25,616	0.00	0	0.00
Housekeeping and Janitorial Services	45,250	0.00	54,077	0.00	50,250	0.00	11,232	0.00	62,750	0.00	0	0.00
Maintenance and Repair Services	10,480	0.00	6,581	0.00	5,480	0.00	1,267	0.00	5,480	0.00	0	0.00
Motorized Equipment	200	0.00	23,981	0.00	200	0.00	0	0.00	200	0.00	0	0.00
Office Equipment Expenses	400	0.00	5,709	0.00	400	0.00	0	0.00	400	0.00	0	0.00
Other Equipment	6,855	0.00	590	0.00	6,855	0.00	1,125	0.00	6,855	0.00	0	0.00
Building Lease Payments Operating	0	0.00	100	0.00	0	0.00	0	0.00	0	0.00	0	0.00
Equipment Lease Payments	8,807	0.00	6,004	0.00	8,807	0.00	1,360	0.00	8,807	0.00	0	0.00
Miscellaneous Expenses	17,477	0.00	2,240	0.00	17,477	0.00	406	0.00	16,477	0.00	0	0.00
Total EE	**209,483**	**0.00**	**198,818**	**0.00**	**209,507**	**0.00**	**25,185**	**0.00**	**209,507**	**0.00**	**0**	**0.00**
Grand Total	**3,360,590**	**60.13**	**3,126,370**	**51.64**	**3,551,679**	**60.13**	**519,487**	**8.24**	**3,551,679**	**60.13**	**0**	**0.00**

FLEXIBILITY REQUEST FORM

BUDGET UNIT NUMBER:	750109B	**DEPARTMENT:**	Mental Health
BUDGET UNIT NAME:	Springfield Regional Office		
HOUSE BILL SECTION:	10.515	**DIVISION:**	Developmental Disabilities

1. Provide the amount by fund of personal service flexibility and the amount by fund of expense and equipment flexibility you are requesting in dollar and percentage terms and explain why the flexibility is needed. If flexibility is being requested among divisions, provide the amount by fund of flexibility you are requesting in dollar and percentage terms and explain why the flexibility is needed.

Flex appropriations for the regional offices allow the Department to:

• Create statewide capacity to increase efficiencies in care coordination, maximize quality and oversight, and improve processes through contracting as new ideas are developed. Historically Regional Offices were set up as regional state service providers, with individuals coming for treatment/staying for care when needed. Flexibility gives management the ability to continually review whether it is more beneficial to contract for services, hire staff in-house to provide services, or provide a mix of both contracting and in-house services.

• React to emergency situations that could occur in any given fiscal year. Flexibility allows available funds to be shifted to cover critical equipment/supply needs that would otherwise go unmet. This could include such things as security enhancements, phone systems, etc. The flex language allows the regional offices to flex personal services dollars when available and purchase facility furnishings, equipment, etc. as needed.

DEPARTMENT REQUEST

DMH is requesting 50% flexibility between regional offices and 25% flexibility between PS and EE based on total GR and FED funding for FY 2027. Requested flexibility will allow DMH to respond to changing regional needs in support of DD individuals, and where necessary, reallocate funds between Central, Kansas City, St. Louis, Springfield, and Sikeston Regional Offices to increase efficiencies in program coordination, maximize quality and oversight, and improve processes through contracting as needed.

Regional Office	PS or E&E	Budget	% Flex Requested	Flex Request Amount
Springfield Regional Office				
	PS	$2,918,871	50%	$1,459,436
	E&E	$167,999	50%	$84,000
Total Request GR		$3,086,870	50%	$1,543,436
	PS	$423,301	50%	$211,651
	E&E	$41,508	50%	$20,754
Total Request FED		$464,809	50%	$232,405

FLEXIBILITY REQUEST FORM

BUDGET UNIT NUMBER: 750109B	**DEPARTMENT:** Mental Health
BUDGET UNIT NAME: Springfield Regional Office	
HOUSE BILL SECTION: 10.515	**DIVISION:** Developmental Disabilities

2. Estimate how much flexibility will be used for the budget year. How much flexibility was used in the Prior Year Budget and the Current Year Budget? Please specify the amount.

PRIOR YEAR ACTUAL AMOUNT OF FLEXIBILITY USED	CURRENT YEAR ESTIMATED AMOUNT OF FLEXIBILITY THAT WILL BE USED	BUDGET REQUEST ESTIMATED AMOUNT OF FLEXIBILITY THAT WILL BE USED
None used.	Flexibility usage is difficult to estimate at this time.	Flexibility usage is difficult to estimate at this time.

3. Was flexibility approved in the Prior Year Budget or the Current Year Budget? If so, how was the flexibility used during those years?

PRIOR YEAR EXPLAIN ACTUAL USE	CURRENT YEAR EXPLAIN PLANNED USE
None used.	None used.

CORE DECISION ITEM

Dept Of Mental Health
Division of Developmental Disabilities
CORE - St. Louis Regional Office

Budget Unit 750110B

Bill Section 10.520

1. CORE FINANCIAL SUMMARY

FY 2027 Department Request

	GR	Federal	Other	Total
PS	6,710,914	1,190,148	0	7,901,062
EE	392,295	246,273	0	638,568
PSD	0	0	0	0
TRF	0	0	0	0
Total	**7,103,209**	**1,436,421**	**0**	**8,539,630**
FTE	**113.25**	**27.75**	**0.00**	**141.00**
Est. Fringe	4,549,182	932,002	0	5,481,183

Note: Fringes budgeted in Appropriation Bill 5 except for certain fringes budgeted directly to MoDOT, Highway Patrol, and Conservation.

Federal Funds: 1148:Department of Mental Health Federal

FY 2027 Governor's Recommended

	GR	Federal	Other	Total
PS	0	0	0	0
EE	0	0	0	0
PSD	0	0	0	0
TRF	0	0	0	0
Total	**0**	**0**	**0**	**0**
FTE	**0.00**	**0.00**	**0.00**	**0.00**
Est. Fringe	0	0	0	0

Note: Fringes budgeted in Appropriation Bill 5 except for certain fringes budgeted directly to MoDOT, Highway Patrol, and Conservation.

2. CORE DESCRIPTION

This item requests funding for the St Louis Regional Office (including one satellite office) within the Division of Developmental Disabilities (DD). This office is one of five regional offices that are the point of entry for all individuals with developmental disabilities in the state.

The St Louis Regional Office is located in St Louis and also operates one satellite office located in Hannibal. The St Louis Regional Office and satellite office serve 11 counties and provides or contracts for case management services, establishes contracts for services with new providers, develops individualized service plans, and provides quality assurance and oversight of the service delivery system for individuals with developmental disabilities.

3. PROGRAM LISTING (list programs included in this core funding)

St. Louis Regional Office

CORE DECISION ITEM

Dept Of Mental Health
Division of Developmental Disabilities
CORE - St. Louis Regional Office

Budget Unit 750110B

Bill Section 10.520

4. FINANCIAL HISTORY

	FY 2023 Actual	FY 2024 Actual	FY 2025 Actual	FY 2026 Current Yr. as of 8/31/25
Appropriations (All Funds)	7,297,212	7,882,683	8,114,617	8,539,630
Less Reverted (All Funds)	(178,386)	(195,931)	(201,827)	(213,096)
Less Restricted (All Funds)*	0	0	0	0
Less Transfers Out	0	0	0	0
Plus Transfers In	0	0	0	0
Budget Authority (All Funds)	7,118,826	7,686,752	7,912,790	8,326,534
Actual Expenditures (all Fund	6,797,124	7,246,618	7,383,348	1,263,887
Unexpended (All Funds)	321,702	440,134	529,442	7,062,647
Unexpended by Fund:				
General Revenue	91	0	0	5,765,805
Federal	321,611	440,134	529,442	1,296,843
Other	0	0	0	0



*Restricted amount is as of Sep 1, 2025

Reverted includes the statutory three-percent reserve amount (when applicable).
Restricted includes any Governor's Expenditure Restrictions which remained at the end of the fiscal year (when applicable).

NOTES:

FY 2023, FY 2024 and FY 2025- Federal lapse amounts occurred as a result of vacancies.

CORE DECISION ITEM

Dept Of Mental Health
Division of Developmental Disabilities
CORE - St. Louis Regional Office

Budget Unit 750110B

Bill Section 10.520

5. CORE RECONCILIATION DETAIL

	Budget Class	FTE	GR	FED	OTHER	TOTAL	Explanation
TAFP After VETOES							
	PS	141.00	6,710,914	1,190,148	0	7,901,062	
	EE	0.00	392,295	246,273	0	638,568	
	PD	0.00	0	0	0	0	
	TRF	0.00	0	0	0	0	
	Total	**141.00**	**7,103,209**	**1,436,421**	**0**	**8,539,630**	
One-Times							
	PS	0.00	0	0	0	0	
	EE	0.00	0	0	0	0	
	PD	0.00	0	0	0	0	
	TRF	0.00	0	0	0	0	
	Total	**0.00**	**0**	**0**	**0**	**0**	
FY 27 Beginning Core							
	PS	141.00	6,710,914	1,190,148	0	7,901,062	
	EE	0.00	392,295	246,273	0	638,568	
	PD	0.00	0	0	0	0	
	TRF	0.00	0	0	0	0	
	Total	**141.00**	**7,103,209**	**1,436,421**	**0**	**8,539,630**	

Department Request Adjustments

CORE DECISION ITEM

Dept Of Mental Health | **Budget Unit 750110B**
Division of Developmental Disabilities
CORE - St. Louis Regional Office | **Bill Section 10.520**

			Budget Class	FTE	GR	FED	OTHER	TOTAL	Explanation
Core Reallocation	CRA.75B.040	10471	PS	0.00	0	0	0	0	Reallocation to reflect FY27 planned spending
Core Reallocation	CRA.75B.040	17135	PS	0.00	0	0	0	0	Reallocation to reflect FY27 planned spending
Core Reallocation	CRA.75B.040	12332	EE	0.00	0	0	0	0	Reallocation to reflect FY27 planned spending
Core Reallocation	CRA.75B.040	13030	EE	0.00	0	0	0	0	Reallocation to reflect FY27 planned spending
Net Department Request Adjustments				**0.00**	**0**	**0**	**0**	**0**	
Department Request Core									
			PS	141.00	6,710,914	1,190,148	0	7,901,062	
			EE	0.00	392,295	246,273	0	638,568	
			PD	0.00	0	0	0	0	
			TRF	0.00	0	0	0	0	
			Total	**141.00**	**7,103,209**	**1,436,421**	**0**	**8,539,630**	
Governor's Recommended Core									
			PS	0.00	0	0	0	0	
			EE	0.00	0	0	0	0	
			PD	0.00	0	0	0	0	
			TRF	0.00	0	0	0	0	
			Total	**0.00**	**0**	**0**	**0**	**0**	

CORE DECISION ITEM

Dept Of Mental Health | **Budget Unit 750110B**
Division of Developmental Disabilities
CORE - St. Louis Regional Office | **Bill Section 10.520**

Summary of the Core by Expenditure Types

	FY25 Budget		FY25 Actual		FY26 Budget		FY26 Actual as of 8/31/25		FY27 DTREQ		FY27 GVREC	
Account	**Dollars**	**FTE**	**Dollars**	**FTE**	**Dollars**	**FTE**	**Dollars**	**FTE**	**Dollars**	**FTE**	**Dollars**	**FTE**
Leave Payouts	0	0.00	71,471	0.00	90,016	0.00	10,278	0.00	80,016	0.00	0	0.00
Benefit Eligible Wages	7,479,902	141.00	6,725,217	122.94	7,757,073	139.50	1,140,268	19.88	7,767,073	139.50	0	0.00
Planned Hourly Wages	0	0.00	0	0.00	53,973	1.50	0	0.00	53,973	1.50	0	0.00
Provisional Wages	0	0.00	47,123	1.36	0	0.00	5,890	0.17	0	0.00	0	0.00
Total PS	**7,479,902**	**141.00**	**6,843,811**	**124.30**	**7,901,062**	**141.00**	**1,156,436**	**20.05**	**7,901,062**	**141.00**	**0**	**0.00**
In State Travel	124,742	0.00	77,830	0.00	118,595	0.00	20,735	0.00	118,595	0.00	0	0.00
Out of State Travel	2,600	0.00	1,980	0.00	2,600	0.00	0	0.00	2,600	0.00	0	0.00
Fuel and Utilities	1,650	0.00	0	0.00	1,650	0.00	0	0.00	1,650	0.00	0	0.00
Supplies	146,458	0.00	84,687	0.00	146,458	0.00	15,007	0.00	116,458	0.00	0	0.00
Professional Development	25,331	0.00	6,138	0.00	25,331	0.00	100	0.00	25,331	0.00	0	0.00
Communications Services and Supplies	123,070	0.00	102,414	0.00	123,070	0.00	14,400	0.00	113,070	0.00	0	0.00
Professional Services	43,515	0.00	20,210	0.00	63,515	0.00	5,944	0.00	63,515	0.00	0	0.00
Housekeeping and Janitorial Services	34,113	0.00	34,335	0.00	34,113	0.00	6,752	0.00	34,113	0.00	0	0.00
Maintenance and Repair Services	28,718	0.00	51,038	0.00	28,718	0.00	5,520	0.00	58,718	0.00	0	0.00
Motorized Equipment	100	0.00	72,546	0.00	100	0.00	0	0.00	100	0.00	0	0.00
Office Equipment Expenses	12,799	0.00	21,721	0.00	12,799	0.00	25,859	0.00	12,799	0.00	0	0.00
Other Equipment	60,953	0.00	50,355	0.00	50,953	0.00	7,485	0.00	50,953	0.00	0	0.00
Building Lease Payments Operating	0	0.00	160	0.00	0	0.00	0	0.00	0	0.00	0	0.00
Equipment Lease Payments	9,434	0.00	4,414	0.00	9,434	0.00	2,641	0.00	19,434	0.00	0	0.00
Miscellaneous Expenses	21,232	0.00	11,707	0.00	21,232	0.00	3,007	0.00	21,232	0.00	0	0.00
Total EE	**634,715**	**0.00**	**539,537**	**0.00**	**638,568**	**0.00**	**107,450**	**0.00**	**638,568**	**0.00**	**0**	**0.00**

CORE DECISION ITEM

Dept Of Mental Health
Division of Developmental Disabilities
CORE - St. Louis Regional Office

Budget Unit 750110B

Bill Section 10.520

Account	FY25 Budget		FY25 Actual		FY26 Budget		FY26 Actual as of 8/31/25		FY27 DTREQ		FY27 GVREC	
	Dollars	FTE	Dollars	FTE	Dollars	FTE	Dollars	FTE	Dollars	FTE	Dollars	FTE
Grand Total	8,114,617	141.00	7,383,348	124.30	8,539,630	141.00	1,263,887	20.05	8,539,630	141.00	0	0.00

FLEXIBILITY REQUEST FORM

BUDGET UNIT NUMBER:	750110B	**DEPARTMENT:**	Mental Health
BUDGET UNIT NAME:	St. Louis Regional Office		
HOUSE BILL SECTION:	10.520	**DIVISION:**	Developmental Disabilities

1. Provide the amount by fund of personal service flexibility and the amount by fund of expense and equipment flexibility you are requesting in dollar and percentage terms and explain why the flexibility is needed. If flexibility is being requested among divisions, provide the amount by fund of flexibility you are requesting in dollar and percentage terms and explain why the flexibility is needed.

Flex appropriations for the regional offices allow the Department to:

• Create statewide capacity to increase efficiencies in care coordination, maximize quality and oversight, and improve processes through contracting as new ideas are developed. Historically Regional Offices were set up as regional state service providers, with individuals coming for treatment/staying for care when needed. Flexibility gives management the ability to continually review whether it is more beneficial to contract for services, hire staff in-house to provide services, or provide a mix of both contracting and in-house services.

• React to emergency situations that could occur in any given fiscal year. Flexibility allows available funds to be shifted to cover critical equipment/supply needs that would otherwise go unmet. This could include such things as security enhancements, phone systems, etc. The flex language allows the regional offices to flex personal services dollars when available and purchase facility furnishings, equipment, etc. as needed.

DEPARTMENT REQUEST

DMH is requesting 50% flexibility between regional offices and 25% flexibility between PS and EE based on total GR and FED funding for FY 2027. Requested flexibility will allow DMH to respond to changing regional needs in support of DD individuals, and where necessary, reallocate funds between Central, Kansas City, St. Louis, Springfield, and Sikeston Regional Offices to increase efficiencies in program coordination, maximize quality and oversight, and improve processes through contracting as needed.

Regional Office	PS or E&E	Budget	% Flex Requested	Flex Request Amount
St. Louis Regional Office				
	PS	$6,710,914	50%	$3,355,457
	E&E	$392,295	50%	$196,148
Total Request GR		$7,103,209	50%	$3,551,605
	PS	$1,190,148	50%	$595,074
	E&E	$246,273	50%	$123,137
Total Request FED		$1,436,421	50%	$718,211

FLEXIBILITY REQUEST FORM

BUDGET UNIT NUMBER: 750110B	**DEPARTMENT:** Mental Health
BUDGET UNIT NAME: St. Louis Regional Office	
HOUSE BILL SECTION: 10.520	**DIVISION:** Developmental Disabilities

2. Estimate how much flexibility will be used for the budget year. How much flexibility was used in the Prior Year Budget and the Current Year Budget? Please specify the amount.

PRIOR YEAR ACTUAL AMOUNT OF FLEXIBILITY USED	CURRENT YEAR ESTIMATED AMOUNT OF FLEXIBILITY THAT WILL BE USED	BUDGET REQUEST ESTIMATED AMOUNT OF FLEXIBILITY THAT WILL BE USED
None used.	Flexibility usage is difficult to estimate at this time.	Flexibility usage is difficult to estimate at this time.

3. Was flexibility approved in the Prior Year Budget or the Current Year Budget? If so, how was the flexibility used during those years?

PRIOR YEAR EXPLAIN ACTUAL USE	CURRENT YEAR EXPLAIN PLANNED USE
None used.	None used.

CORE DECISION ITEM

Dept Of Mental Health | **Budget Unit 750111B**
Division of Developmental Disabilities
CORE - Bellefontaine Habilitation Center | **Bill Section 10.525**

1. CORE FINANCIAL SUMMARY

	FY 2027 Department Request					FY 2027 Governor's Recommended			
	GR	Federal	Other	Total		GR	Federal	Other	Total
PS	10,534,797	12,126,353	0	22,661,150	**PS**	0	0	0	0
EE	389,397	645,673	0	1,035,070	**EE**	0	0	0	0
PSD	0	0	0	0	**PSD**	0	0	0	0
TRF	0	0	0	0	**TRF**	0	0	0	0
Total	**10,924,194**	**12,772,026**	**0**	**23,696,220**	**Total**	**0**	**0**	**0**	**0**
FTE	**147.77**	**311.58**	**0.00**	**459.35**	**FTE**	**0.00**	**0.00**	**0.00**	**0.00**
Est. Fringe	6,651,066	9,967,190	0	16,618,256	**Est. Fringe**	0	0	0	0

Note: Fringes budgeted in Appropriation Bill 5 except for certain fringes budgeted directly to MoDOT, Highway Patrol, and Conservation.

Note: Fringes budgeted in Appropriation Bill 5 except for certain fringes budgeted directly to MoDOT, Highway Patrol, and Conservation.

Federal Funds: 1148:Department of Mental Health Federal

2. CORE DESCRIPTION

The Division of Developmental Disabilities (DD) operates Bellefontaine Habilitation Center that provides services as an Intermediate Care Facility for Individuals with Intellectual Disabilities (ICF/IID). As a part of the service system for persons with developmental disabilities, the habilitation center continues to provide ICF/IID level of care in a structured environment on their campus. The primary mission of this facility is to provide active treatment and residential services in an ICF/IID setting. This often demands intensive seven-days-a-week active treatment under close professional supervision in an environment conducive to each individual's development. Bellefontaine Habilitation Center also provides statewide crisis beds to help support individuals in need of short-term crisis/evaluation services.

3. PROGRAM LISTING (list programs included in this core funding)

Bellefontaine Habilitation Center

CORE DECISION ITEM

Dept Of Mental Health | **Budget Unit 750111B**
Division of Developmental Disabilities
CORE - Bellefontaine Habilitation Center | **Bill Section 10.525**

4. FINANCIAL HISTORY

	FY 2023 Actual	FY 2024 Actual	FY 2025 Actual	FY 2026 Current Yr. as of 8/31/25
Appropriations (All Funds)	19,379,501	21,900,969	23,326,248	23,696,220
Less Reverted (All Funds)	(277,000)	(352,632)	(313,826)	(327,726)
Less Restricted (All Funds)*	0	0	0	0
Less Transfers Out	0	0	0	0
Plus Transfers In	0	0	0	0
Budget Authority (All Funds)	19,102,501	21,548,337	23,012,422	23,368,494
Actual Expenditures (all Fund	16,667,540	18,963,718	21,401,363	3,613,056
Unexpended (All Funds)	2,434,961	2,584,619	1,611,059	19,755,438
Unexpended by Fund:				
General Revenue	0	0	16,508	8,895,889
Federal	2,434,961	2,584,619	1,594,551	10,859,549
Other	0	0	0	0



*Restricted amount is as of Sep 1, 2025

Reverted includes the statutory three-percent reserve amount (when applicable).
Restricted includes any Governor's Expenditure Restrictions which remained at the end of the fiscal year (when applicable).

NOTES:

FY 2023 and FY 2024 - Federal lapse amounts occurred as a result of vacancies.

CORE DECISION ITEM

Dept Of Mental Health | **Budget Unit 750111B**
Division of Developmental Disabilities
CORE - Bellefontaine Habilitation Center | **Bill Section 10.525**

5. CORE RECONCILIATION DETAIL

	Budget Class	FTE	GR	FED	OTHER	TOTAL	Explanation
TAFP After VETOES							
	PS	459.35	10,534,797	12,126,353	0	22,661,150	
	EE	0.00	389,397	645,673	0	1,035,070	
	PD	0.00	0	0	0	0	
	TRF	0.00	0	0	0	0	
	Total	**459.35**	**10,924,194**	**12,772,026**	**0**	**23,696,220**	
One-Times							
	PS	0.00	0	0	0	0	
	EE	0.00	0	0	0	0	
	PD	0.00	0	0	0	0	
	TRF	0.00	0	0	0	0	
	Total	**0.00**	**0**	**0**	**0**	**0**	
FY 27 Beginning Core							
	PS	459.35	10,534,797	12,126,353	0	22,661,150	
	EE	0.00	389,397	645,673	0	1,035,070	
	PD	0.00	0	0	0	0	
	TRF	0.00	0	0	0	0	
	Total	**459.35**	**10,924,194**	**12,772,026**	**0**	**23,696,220**	

Department Request Adjustments

CORE DECISION ITEM

Dept Of Mental Health | **Budget Unit 750111B**
Division of Developmental Disabilities
CORE - Bellefontaine Habilitation Center | **Bill Section 10.525**

			Budget Class	FTE	GR	FED	OTHER	TOTAL	Explanation
Core Reallocation	CRA.75B.041	17940	PS	0.00	0	0	0	0	Reallocation to reflect FY27 planned spending
Core Reallocation	CRA.75B.041	10886	PS	0.00	0	0	0	0	Reallocation to reflect FY27 planned spending
Core Reallocation	CRA.75B.041	13036	EE	0.00	0	0	0	0	Reallocation to reflect FY27 planned spending
Core Reallocation	CRA.75B.041	12347	EE	0.00	0	0	0	0	Reallocation to reflect FY27 planned spending
Net Department Request Adjustments				**0.00**	**0**	**0**	**0**	**0**	
Department Request Core									
			PS	459.35	10,534,797	12,126,353	0	22,661,150	
			EE	0.00	389,397	645,673	0	1,035,070	
			PD	0.00	0	0	0	0	
			TRF	0.00	0	0	0	0	
			Total	**459.35**	**10,924,194**	**12,772,026**	**0**	**23,696,220**	
Governor's Recommended Core									
			PS	0.00	0	0	0	0	
			EE	0.00	0	0	0	0	
			PD	0.00	0	0	0	0	
			TRF	0.00	0	0	0	0	
			Total	**0.00**	**0**	**0**	**0**	**0**	

CORE DECISION ITEM

Dept Of Mental Health | **Budget Unit 750111B**
Division of Developmental Disabilities
CORE - Bellefontaine Habilitation Center | **Bill Section 10.525**

Summary of the Core by Expenditure Types

	FY25 Budget		FY25 Actual		FY26 Budget		FY26 Actual as of 8/31/25		FY27 DTREQ		FY27 GVREC	
Account	**Dollars**	**FTE**	**Dollars**	**FTE**	**Dollars**	**FTE**	**Dollars**	**FTE**	**Dollars**	**FTE**	**Dollars**	**FTE**
Salary Differential	0	0.00	1,038,372	0.00	1,025,754	0.00	161,989	0.00	993,618	0.00	0	0.00
Leave Payouts	0	0.00	123,527	0.00	106,663	0.00	13,977	0.00	106,663	0.00	0	0.00
Benefit Eligible Wages	22,317,504	459.35	18,996,172	387.20	21,273,033	456.70	3,241,345	63.34	20,979,198	445.62	0	0.00
Planned Hourly Wages	0	0.00	312,373	6.97	255,700	2.65	54,418	1.13	581,671	13.73	0	0.00
Provisional Wages	0	0.00	211,881	4.32	0	0.00	32,047	0.64	0	0.00	0	0.00
Total PS	**22,317,504**	**459.35**	**20,682,324**	**398.49**	**22,661,150**	**459.35**	**3,503,776**	**65.11**	**22,661,150**	**459.35**	**0**	**0.00**
In State Travel	4,570	0.00	2,629	0.00	4,584	0.00	623	0.00	4,584	0.00	0	0.00
Out of State Travel	200	0.00	205	0.00	200	0.00	0	0.00	200	0.00	0	0.00
Supplies	503,197	0.00	443,500	0.00	414,779	0.00	79,330	0.00	473,279	0.00	0	0.00
Professional Development	13,016	0.00	10,265	0.00	13,016	0.00	119	0.00	13,516	0.00	0	0.00
Communications Services and Supplies	63,756	0.00	38,689	0.00	63,756	0.00	2,209	0.00	65,756	0.00	0	0.00
Professional Services	236,211	0.00	102,962	0.00	250,941	0.00	12,626	0.00	120,941	0.00	0	0.00
Housekeeping and Janitorial Services	26,529	0.00	24,191	0.00	26,529	0.00	1,219	0.00	31,529	0.00	0	0.00
Maintenance and Repair Services	32,024	0.00	26,094	0.00	32,024	0.00	6,191	0.00	32,024	0.00	0	0.00
Computer Equipment	1,000	0.00	0	0.00	1,000	0.00	0	0.00	1,000	0.00	0	0.00
Motorized Equipment	89,000	0.00	0	0.00	89,000	0.00	0	0.00	89,000	0.00	0	0.00
Office Equipment Expenses	3,802	0.00	1,726	0.00	3,802	0.00	0	0.00	4,802	0.00	0	0.00
Other Equipment	27,571	0.00	46,211	0.00	127,571	0.00	3,286	0.00	184,571	0.00	0	0.00
Property and Improvements Expenses	100	0.00	0	0.00	100	0.00	0	0.00	100	0.00	0	0.00
Equipment Lease Payments	5,768	0.00	10,365	0.00	5,768	0.00	557	0.00	11,768	0.00	0	0.00
Miscellaneous Expenses	2,000	0.00	12,201	0.00	2,000	0.00	3,120	0.00	2,000	0.00	0	0.00
Total EE	**1,008,744**	**0.00**	**719,038**	**0.00**	**1,035,070**	**0.00**	**109,279**	**0.00**	**1,035,070**	**0.00**	**0**	**0.00**

CORE DECISION ITEM

Dept Of Mental Health
Division of Developmental Disabilities
CORE - Bellefontaine Habilitation Center

Budget Unit 750111B

Bill Section 10.525

Account	FY25 Budget		FY25 Actual		FY26 Budget		FY26 Actual as of 8/31/25		FY27 DTREQ		FY27 GVREC	
	Dollars	FTE	Dollars	FTE	Dollars	FTE	Dollars	FTE	Dollars	FTE	Dollars	FTE
Grand Total	23,326,248	459.35	21,401,363	398.49	23,696,220	459.35	3,613,056	65.11	23,696,220	459.35	0	0.00

FLEXIBILITY REQUEST FORM

BUDGET UNIT NUMBER:	750111B	**DEPARTMENT:**	Mental Health
BUDGET UNIT NAME:	Bellefontaine Habilitation Center		
HOUSE BILL SECTION:	10.525	**DIVISION:**	Developmental Disabilities

1. Provide the amount by fund of personal service flexibility and the amount by fund of expense and equipment flexibility you are requesting in dollar and percentage terms and explain why the flexibility is needed. If flexibility is being requested among divisions, provide the amount by fund of flexibility you are requesting in dollar and percentage terms and explain why the flexibility is needed.

Flex appropriations for the facilities allow the Department to:

•Shift funds to follow a consumer who moves to a new location. When a consumer moves from on-campus to a state-operated Individualized Supported Living (ISL) in the community or to another on-campus facility, flexibility is needed to allow funds to move with the consumer in order to cover the cost of services at the new residential setting. The flexibility improves the Division's ability to streamline operations between facilities.

• React to changing conditions in areas such as housekeeping, security and pharmacy. The flex appropriation allows facilities to continually review whether it is more beneficial to contract for services, hire staff in-house to provide these services, or provide a mix of both contracting and in-house services.

• React to emergency situations that could occur in any given fiscal year. Flexibility allows available funds to be shifted to cover critical equipment/supply needs that would otherwise go unmet. This could include such things as client furniture, security enhancements, medical supplies, etc. The flex language allows facilities to flex personal services dollars when available and purchase facility furnishings as needed.

• Pay overtime costs for staff, when funds are available.

• Provide a staff-to-consumer ratio of 1:1, if required for certain DMH consumers. This situation puts an additional strain on personal services needs. The flex language provides the flexibility needed to obtain staff necessary to meet the clients' needs.

• Contract out to fill vacancies if a facility is unable to find someone to hire (i.e., physicians, nursing staff, etc.). Contract staffing expenditures have increased significantly across DD facilities. Without the necessary flex increases, these facilities will face shortfalls in covering their costs.

DEPARTMENT REQUEST

DMH is requesting 10% flexibility between PS and EE, 15% flexibility between facilities and 15% flexibility for the Purchase of Community Services based on total GR and FED funding for FY 2027. Requested flexibility will allow DMH to ensure staffing needs are met through in-house or contracted staff between Bellefontaine HC, Higginsville HC, Northwest Community Services, Southwest Community Services, St. Louis DDTC and SEMORs.

Facility	PS or E&E	Budget	% Flex Requested	Flex Request Amount
Bellefontaine HC				
	PS	$10,534,797	15%	$1,580,220
	E&E	$406,392	15%	$60,959
Total Request GR		$10,941,189	15%	$1,641,179
	PS	$12,126,353	15%	$1,818,953
	E&E	$645,673	15%	$96,851
Total Request FED		$12,772,026	15%	$1,915,804

FLEXIBILITY REQUEST FORM

BUDGET UNIT NUMBER:	750111B	**DEPARTMENT:**	Mental Health
BUDGET UNIT NAME:	Bellefontaine Habilitation Center		
HOUSE BILL SECTION:	10.525	**DIVISION:**	Developmental Disabilities

2. Estimate how much flexibility will be used for the budget year. How much flexibility was used in the Prior Year Budget and the Current Year Budget? Please specify the amount.

PRIOR YEAR ACTUAL AMOUNT OF FLEXIBILITY USED	CURRENT YEAR ESTIMATED AMOUNT OF FLEXIBILITY THAT WILL BE USED	BUDGET REQUEST ESTIMATED AMOUNT OF FLEXIBILITY THAT WILL BE USED
None used	Flexibility usage is difficult to estimate at this time.	Flexibility usage is difficult to estimate at this time.

3. Was flexibility approved in the Prior Year Budget or the Current Year Budget? If so, how was the flexibility used during those years?

PRIOR YEAR EXPLAIN ACTUAL USE	CURRENT YEAR EXPLAIN PLANNED USE
None used	None used

CORE DECISION ITEM

Dept Of Mental Health | **Budget Unit 750112B**
Division of Developmental Disabilities
CORE - Bellefontaine Hab Center Overtime | **Bill Section 10.525**

1. CORE FINANCIAL SUMMARY

	FY 2027 Department Request					FY 2027 Governor's Recommended			
	GR	Federal	Other	Total		GR	Federal	Other	Total
PS	1,238,175	13,099	0	1,251,274	**PS**	0	0	0	0
EE	0	0	0	0	**EE**	0	0	0	0
PSD	0	0	0	0	**PSD**	0	0	0	0
TRF	0	0	0	0	**TRF**	0	0	0	0
Total	**1,238,175**	**13,099**	**0**	**1,251,274**	**Total**	**0**	**0**	**0**	**0**
FTE	**0.00**	**0.00**	**0.00**	**0.00**	**FTE**	**0.00**	**0.00**	**0.00**	**0.00**
Est. Fringe	497,994	5,268	0	503,262	**Est. Fringe**	0	0	0	0

Note: Fringes budgeted in Appropriation Bill 5 except for certain fringes budgeted directly to MoDOT, Highway Patrol, and Conservation.

Note: Fringes budgeted in Appropriation Bill 5 except for certain fringes budgeted directly to MoDOT, Highway Patrol, and Conservation.

Federal Funds: 1148:Department of Mental Health Federal

2. CORE DESCRIPTION

The Division of Developmental Disabilities (DD) operates Bellefontaine Habilitation Center that provides services as an Intermediate Care Facility for Individuals with Intellectual Disabilities (ICF/IID). As a part of the service system for persons with developmental disabilities, the habilitation center continues to provide ICF/IID level of care in a structured environment on their campus. The primary mission of this facility is to provide active treatment and residential services in an ICF/IID setting. This appropriation is for a portion of the overtime cost needed to operate this 24/7 facility.

3. PROGRAM LISTING (list programs included in this core funding)

Bellefontaine Habilitation Center Overtime

CORE DECISION ITEM

Dept Of Mental Health | **Budget Unit 750112B**
Division of Developmental Disabilities
CORE - Bellefontaine Hab Center Overtime | **Bill Section 10.525**

4. FINANCIAL HISTORY

	FY 2023 Actual	FY 2024 Actual	FY 2025 Actual	FY 2026 Current Yr. as of 8/31/25
Appropriations (All Funds)	1,090,459	1,185,329	1,223,259	1,251,274
Less Reverted (All Funds)	0	0	0	0
Less Restricted (All Funds)*	0	0	0	0
Less Transfers Out	0	0	0	0
Plus Transfers In	0	0	0	0
Budget Authority (All Funds)	1,090,459	1,185,329	1,223,259	1,251,274
Actual Expenditures (all Fund	1,049,952	1,174,575	1,223,259	91,082
Unexpended (All Funds)	40,507	10,754	0	1,160,192
Unexpended by Fund:				
General Revenue	0	0	0	1,147,093
Federal	40,507	10,754	0	13,099
Other	0	0	0	0



*Restricted amount is as of Sep 1, 2025

Reverted includes the statutory three-percent reserve amount (when applicable).
Restricted includes any Governor's Expenditure Restrictions which remained at the end of the fiscal year (when applicable).

NOTES:

FY 2023 and FY 2024 - Federal lapse amounts occurred as a result of vacancies.

CORE DECISION ITEM

Dept Of Mental Health | **Budget Unit 750112B**
Division of Developmental Disabilities
CORE - Bellefontaine Hab Center Overtime | **Bill Section 10.525**

5. CORE RECONCILIATION DETAIL

	Budget Class	FTE	GR	FED	OTHER	TOTAL	Explanation
TAFP After VETOES							
	PS	0.00	1,238,175	13,099	0	1,251,274	
	EE	0.00	0	0	0	0	
	PD	0.00	0	0	0	0	
	TRF	0.00	0	0	0	0	
	Total	**0.00**	**1,238,175**	**13,099**	**0**	**1,251,274**	
One-Times							
	PS	0.00	0	0	0	0	
	EE	0.00	0	0	0	0	
	PD	0.00	0	0	0	0	
	TRF	0.00	0	0	0	0	
	Total	**0.00**	**0**	**0**	**0**	**0**	
FY 27 Beginning Core							
	PS	0.00	1,238,175	13,099	0	1,251,274	
	EE	0.00	0	0	0	0	
	PD	0.00	0	0	0	0	
	TRF	0.00	0	0	0	0	
	Total	**0.00**	**1,238,175**	**13,099**	**0**	**1,251,274**	

Department Request Adjustments

CORE DECISION ITEM

Dept Of Mental Health | **Budget Unit 750112B**
Division of Developmental Disabilities
CORE - Bellefontaine Hab Center Overtime | **Bill Section 10.525**

			Budget Class	FTE	GR	FED	OTHER	TOTAL	Explanation
Core Reallocation	CRA.75B.041	17941	PS	0.00	0	0	0	0	Reallocation to reflect FY27 planned spending
Core Reallocation	CRA.75B.041	17942	PS	0.00	0	0	0	0	Reallocation to reflect FY27 planned spending
Net Department Request Adjustments				**0.00**	**0**	**0**	**0**	**0**	
Department Request Core									
			PS	0.00	1,238,175	13,099	0	1,251,274	
			EE	0.00	0	0	0	0	
			PD	0.00	0	0	0	0	
			TRF	0.00	0	0	0	0	
			Total	**0.00**	**1,238,175**	**13,099**	**0**	**1,251,274**	
Governor's Recommended Core									
			PS	0.00	0	0	0	0	
			EE	0.00	0	0	0	0	
			PD	0.00	0	0	0	0	
			TRF	0.00	0	0	0	0	
			Total	**0.00**	**0**	**0**	**0**	**0**	

CORE DECISION ITEM

Dept Of Mental Health | **Budget Unit 750112B**
Division of Developmental Disabilities
CORE - Bellefontaine Hab Center Overtime | **Bill Section 10.525**

Summary of the Core by Expenditure Types

	FY25 Budget		FY25 Actual		FY26 Budget		FY26 Actual as of 8/31/25		FY27 DTREQ		FY27 GVREC	
Account	**Dollars**	**FTE**	**Dollars**	**FTE**	**Dollars**	**FTE**	**Dollars**	**FTE**	**Dollars**	**FTE**	**Dollars**	**FTE**
Salary Differential	0	0.00	0	0.00	0	0.00	3,114	0.00	0	0.00	0	0.00
Leave Payouts	0	0.00	5,989	0.00	0	0.00	28	0.00	0	0.00	0	0.00
Benefit Eligible Wages	1,223,259	0.00	1,146,307	21.19	1,251,274	0.00	87,940	1.75	1,251,274	0.00	0	0.00
Planned Hourly Wages	0	0.00	70,962	0.93	0	0.00	0	0.00	0	0.00	0	0.00
Total PS	**1,223,259**	**0.00**	**1,223,259**	**22.12**	**1,251,274**	**0.00**	**91,082**	**1.75**	**1,251,274**	**0.00**	**0**	**0.00**
Grand Total	**1,223,259**	**0.00**	**1,223,259**	**22.12**	**1,251,274**	**0.00**	**91,082**	**1.75**	**1,251,274**	**0.00**	**0**	**0.00**

CORE DECISION ITEM

Dept Of Mental Health | **Budget Unit 750113B**
Division of Developmental Disabilities
CORE - Higginsville Habilitation Center | **Bill Section 10.530**

1. CORE FINANCIAL SUMMARY

FY 2027 Department Request

	GR	Federal	Other	Total
PS	6,301,906	7,571,459	0	13,873,365
EE	151,147	366,749	0	517,896
PSD	0	0	0	0
TRF	0	0	0	0
Total	**6,453,053**	**7,938,208**	**0**	**14,391,261**
FTE	**109.42**	**224.01**	**0.00**	**333.43**
Est. Fringe	4,322,112	6,704,668	0	11,026,780

Note: Fringes budgeted in Appropriation Bill 5 except for certain fringes budgeted directly to MoDOT, Highway Patrol, and Conservation.

Federal Funds: 1148:Department of Mental Health Federal

FY 2027 Governor's Recommended

	GR	Federal	Other	Total
PS	0	0	0	0
EE	0	0	0	0
PSD	0	0	0	0
TRF	0	0	0	0
Total	**0**	**0**	**0**	**0**
FTE	**0.00**	**0.00**	**0.00**	**0.00**
Est. Fringe	0	0	0	0

Note: Fringes budgeted in Appropriation Bill 5 except for certain fringes budgeted directly to MoDOT, Highway Patrol, and Conservation.

2. CORE DESCRIPTION

The Division of Developmental Disabilities (DD) operates Higginsville Habilitation Center that provides services as an Intermediate Care Facility for Individuals with Intellectual Disabilities (ICF/IID). As a part of the service system for persons with developmental disabilities, the habilitation center continues to provide ICF/IID level of care in a structured environment on their campus. The primary mission of this facility is to provide active treatment and residential services in an ICF/IID setting. This often demands intensive seven-days-a-week active treatment under close professional supervision in an environment conducive to each individual's development. Higginsville Habilitation Center also provides statewide crisis beds to help support individuals in need of short-term crisis/evaluation services.

3. PROGRAM LISTING (list programs included in this core funding)

Higginsville Habilitation Center

CORE DECISION ITEM

Dept Of Mental Health
Division of Developmental Disabilities
CORE - Higginsville Habilitation Center

Budget Unit 750113B

Bill Section 10.530

4. FINANCIAL HISTORY

	FY 2023 Actual	FY 2024 Actual	FY 2025 Actual	FY 2026 Current Yr. as of 8/31/25
Appropriations (All Funds)	15,792,587	13,400,053	14,141,656	14,391,261
Less Reverted (All Funds)	(156,715)	(198,537)	(185,076)	(193,591)
Less Restricted (All Funds)*	0	0	0	0
Less Transfers Out	(2,236,728)	(1,293,779)	0	0
Plus Transfers In	2,236,728	1,293,779	0	0
Budget Authority (All Funds)	15,635,872	13,201,516	13,956,580	14,197,670
Actual Expenditures (all Fund	13,120,712	11,772,971	12,923,947	2,223,845
Unexpended (All Funds)	2,515,160	1,428,545	1,032,633	11,973,825
Unexpended by Fund:				
General Revenue	(9)	3,485	3,485	5,660,757
Federal	2,515,169	1,425,060	1,029,149	6,313,069
Other	0	0	0	0



*Restricted amount is as of Sep 1, 2025

Reverted includes the statutory three-percent reserve amount (when applicable).
Restricted includes any Governor's Expenditure Restrictions which remained at the end of the fiscal year (when applicable).

NOTES:

FY 2023, FY 2024 and FY 2025- Federal lapse amounts occurred as a result of vacancies.

CORE DECISION ITEM

Dept Of Mental Health
Division of Developmental Disabilities
CORE - Higginsville Habilitation Center

Budget Unit 750113B

Bill Section 10.530

5. CORE RECONCILIATION DETAIL

	Budget Class	FTE	GR	FED	OTHER	TOTAL	Explanation
TAFP After VETOES							
	PS	333.43	6,301,906	7,571,459	0	13,873,365	
	EE	0.00	151,147	366,749	0	517,896	
	PD	0.00	0	0	0	0	
	TRF	0.00	0	0	0	0	
	Total	**333.43**	**6,453,053**	**7,938,208**	**0**	**14,391,261**	
One-Times							
	PS	0.00	0	0	0	0	
	EE	0.00	0	0	0	0	
	PD	0.00	0	0	0	0	
	TRF	0.00	0	0	0	0	
	Total	**0.00**	**0**	**0**	**0**	**0**	
FY 27 Beginning Core							
	PS	333.43	6,301,906	7,571,459	0	13,873,365	
	EE	0.00	151,147	366,749	0	517,896	
	PD	0.00	0	0	0	0	
	TRF	0.00	0	0	0	0	
	Total	**333.43**	**6,453,053**	**7,938,208**	**0**	**14,391,261**	

Department Request Adjustments

CORE DECISION ITEM

Dept Of Mental Health | **Budget Unit 750113B**
Division of Developmental Disabilities
CORE - Higginsville Habilitation Center | **Bill Section 10.530**

			Budget Class	FTE	GR	FED	OTHER	TOTAL	Explanation
Core Reallocation	CRA.75B.042	17945	PS	0.00	0	0	0	0	Reallocation to reflect FY27 planned spending
Core Reallocation	CRA.75B.042	13027	PS	0.00	0	0	0	0	Reallocation to reflect FY27 planned spending
Core Reallocation	CRA.75B.042	13037	EE	0.00	0	0	0	0	Reallocation to reflect FY27 planned spending
Core Reallocation	CRA.75B.042	17841	EE	0.00	0	0	0	0	Reallocation to reflect FY27 planned spending
Net Department Request Adjustments				**0.00**	**0**	**0**	**0**	**0**	
Department Request Core									
			PS	333.43	6,301,906	7,571,459	0	13,873,365	
			EE	0.00	151,147	366,749	0	517,896	
			PD	0.00	0	0	0	0	
			TRF	0.00	0	0	0	0	
			Total	**333.43**	**6,453,053**	**7,938,208**	**0**	**14,391,261**	
Governor's Recommended Core									
			PS	0.00	0	0	0	0	
			EE	0.00	0	0	0	0	
			PD	0.00	0	0	0	0	
			TRF	0.00	0	0	0	0	
			Total	**0.00**	**0**	**0**	**0**	**0**	

CORE DECISION ITEM

Dept Of Mental Health | **Budget Unit 750113B**
Division of Developmental Disabilities
CORE - Higginsville Habilitation Center | **Bill Section 10.530**

Summary of the Core by Expenditure Types

	FY25 Budget		FY25 Actual		FY26 Budget		FY26 Actual as of 8/31/25		FY27 DTREQ		FY27 GVREC	
Account	**Dollars**	**FTE**	**Dollars**	**FTE**	**Dollars**	**FTE**	**Dollars**	**FTE**	**Dollars**	**FTE**	**Dollars**	**FTE**
Salary Differential	0	0.00	429,919	0.00	357,281	0.00	76,229	0.00	357,281	0.00	0	0.00
Leave Payouts	0	0.00	216,938	0.00	49,725	0.00	38,284	0.00	133,537	0.00	0	0.00
Benefit Eligible Wages	13,636,983	333.43	11,277,405	236.56	13,448,149	333.43	1,940,610	40.29	13,026,808	325.84	0	0.00
Planned Hourly Wages	0	0.00	460,528	9.28	18,210	0.00	79,833	1.39	355,739	7.59	0	0.00
Provisional Wages	0	0.00	41,825	0.71	0	0.00	5,037	0.12	0	0.00	0	0.00
Total PS	**13,636,983**	**333.43**	**12,426,615**	**246.55**	**13,873,365**	**333.43**	**2,139,993**	**41.80**	**13,873,365**	**333.43**	**0**	**0.00**
In State Travel	4,076	0.00	10,706	0.00	4,173	0.00	7,066	0.00	10,706	0.00	0	0.00
Fuel and Utilities	400	0.00	0	0.00	400	0.00	0	0.00	0	0.00	0	0.00
Supplies	311,217	0.00	262,853	0.00	293,142	0.00	39,936	0.00	277,224	0.00	0	0.00
Professional Development	2,090	0.00	1,997	0.00	7,090	0.00	2,118	0.00	7,090	0.00	0	0.00
Communications Services and Supplies	22,500	0.00	18,206	0.00	45,000	0.00	2,301	0.00	18,000	0.00	0	0.00
Professional Services	118,674	0.00	100,139	0.00	40,475	0.00	17,242	0.00	97,684	0.00	0	0.00
Housekeeping and Janitorial Services	18,790	0.00	24,206	0.00	38,790	0.00	264	0.00	23,516	0.00	0	0.00
Maintenance and Repair Services	6,259	0.00	19,149	0.00	26,259	0.00	5,489	0.00	26,259	0.00	0	0.00
Office Equipment Expenses	500	0.00	0	0.00	10,500	0.00	0	0.00	1,000	0.00	0	0.00
Other Equipment	19,260	0.00	58,808	0.00	48,660	0.00	9,217	0.00	53,010	0.00	0	0.00
Property and Improvements Expenses	507	0.00	0	0.00	1,107	0.00	0	0.00	1,107	0.00	0	0.00
Building Lease Payments Operating	100	0.00	0	0.00	300	0.00	0	0.00	300	0.00	0	0.00
Equipment Lease Payments	100	0.00	0	0.00	300	0.00	0	0.00	300	0.00	0	0.00
Miscellaneous Expenses	200	0.00	1,266	0.00	1,700	0.00	217	0.00	1,700	0.00	0	0.00
Total EE	**504,673**	**0.00**	**497,331**	**0.00**	**517,896**	**0.00**	**83,852**	**0.00**	**517,896**	**0.00**	**0**	**0.00**

CORE DECISION ITEM

Dept Of Mental Health
Division of Developmental Disabilities
CORE - Higginsville Habilitation Center

Budget Unit 750113B

Bill Section 10.530

Account	FY25 Budget		FY25 Actual		FY26 Budget		FY26 Actual as of 8/31/25		FY27 DTREQ		FY27 GVREC	
	Dollars	FTE	Dollars	FTE	Dollars	FTE	Dollars	FTE	Dollars	FTE	Dollars	FTE
Grand Total	14,141,656	333.43	12,923,947	246.55	14,391,261	333.43	2,223,845	41.80	14,391,261	333.43	0	0.00

FLEXIBILITY REQUEST FORM

BUDGET UNIT NUMBER:	750113B	**DEPARTMENT:**	Mental Health
BUDGET UNIT NAME:	Higginsville Habilitation Center		
HOUSE BILL SECTION:	10.530	**DIVISION:**	Developmental Disabilities

1. Provide the amount by fund of personal service flexibility and the amount by fund of expense and equipment flexibility you are requesting in dollar and percentage terms and explain why the flexibility is needed. If flexibility is being requested among divisions, provide the amount by fund of flexibility you are requesting in dollar and percentage terms and explain why the flexibility is needed.

Flex appropriations for the facilities allow the Department to:

•Shift funds to follow a consumer who moves to a new location. When a consumer moves from on-campus to a state-operated Individualized Supported Living (ISL) in the community or to another on-campus facility, flexibility is needed to allow funds to move with the consumer in order to cover the cost of services at the new residential setting. The flexibility improves the Division's ability to streamline operations between facilities.

• React to changing conditions in areas such as housekeeping, security and pharmacy. The flex appropriation allows facilities to continually review whether it is more beneficial to contract for services, hire staff in-house to provide these services, or provide a mix of both contracting and in-house services.

• React to emergency situations that could occur in any given fiscal year. Flexibility allows available funds to be shifted to cover critical equipment/supply needs that would otherwise go unmet. This could include such things as client furniture, security enhancements, medical supplies, etc. The flex language allows facilities to flex personal services dollars when available and purchase facility furnishings as needed.

• Pay overtime costs for staff, when funds are available.

• Provide a staff-to-consumer ratio of 1:1, if required for certain DMH consumers. This situation puts an additional strain on personal services needs. The flex language provides the flexibility needed to obtain staff necessary to meet the clients' needs.

• Contract out to fill vacancies if a facility is unable to find someone to hire (i.e., physicians, nursing staff, etc.). Contract staffing expenditures have increased significantly across DD facilities. Without the necessary flex increases, these facilities will face shortfalls in covering their costs.

DEPARTMENT REQUEST

DMH is requesting 10% flexibility between PS and EE, 15% flexibility between facilities and 30% flexibility for the Purchase of Community Services based on total GR and FED funding for FY 2027. Requested flexibility will allow DMH to ensure staffing needs are met through in-house or contracted staff between Bellefontaine HC, Higginsville HC, Northwest Community Services, Southwest Community Services, St. Louis DDTC and SEMORs.

Facility	PS or E&E	Budget	% Flex Requested	Flex Request Amount
Higginsville HC				
	PS	$6,301,906	30%	$1,890,572
	E&E	$164,758	30%	$49,427
Total Request GR		$6,466,664	30%	$1,939,999
	PS	$7,571,459	30%	$2,271,438
	E&E	$366,749	30%	$110,025
Total Request FED		$7,938,208	30%	$2,381,463

FLEXIBILITY REQUEST FORM

BUDGET UNIT NUMBER:	750113B	**DEPARTMENT:**	Mental Health
BUDGET UNIT NAME:	Higginsville Habilitation Center		
HOUSE BILL SECTION:	10.530	**DIVISION:**	Developmental Disabilities

2. Estimate how much flexibility will be used for the budget year. How much flexibility was used in the Prior Year Budget and the Current Year Budget? Please specify the amount.

PRIOR YEAR ACTUAL AMOUNT OF FLEXIBILITY USED	CURRENT YEAR ESTIMATED AMOUNT OF FLEXIBILITY THAT WILL BE USED	BUDGET REQUEST ESTIMATED AMOUNT OF FLEXIBILITY THAT WILL BE USED
None Used.	Flexibility usage is difficult to estimate at this time.	Flexibility usage is difficult to estimate at this time.

3. Was flexibility approved in the Prior Year Budget or the Current Year Budget? If so, how was the flexibility used during those years?

PRIOR YEAR EXPLAIN ACTUAL USE	CURRENT YEAR EXPLAIN PLANNED USE
None Used.	None Used.

CORE DECISION ITEM

Dept Of Mental Health | **Budget Unit 750114B**
Division of Developmental Disabilities
CORE - Higginsville Habilitation Center Overtime | **Bill Section 10.530**

1. CORE FINANCIAL SUMMARY

	FY 2027 Department Request					FY 2027 Governor's Recommended			
	GR	Federal	Other	Total		GR	Federal	Other	Total
PS	551,428	87,789	0	639,217	**PS**	0	0	0	0
EE	0	0	0	0	**EE**	0	0	0	0
PSD	0	0	0	0	**PSD**	0	0	0	0
TRF	0	0	0	0	**TRF**	0	0	0	0
Total	**551,428**	**87,789**	**0**	**639,217**	**Total**	**0**	**0**	**0**	**0**
FTE	**0.00**	**0.00**	**0.00**	**0.00**	**FTE**	**0.00**	**0.00**	**0.00**	**0.00**
Est. Fringe	221,784	35,309	0	257,093	**Est. Fringe**	0	0	0	0

Note: Fringes budgeted in Appropriation Bill 5 except for certain fringes budgeted directly to MoDOT, Highway Patrol, and Conservation.

Note: Fringes budgeted in Appropriation Bill 5 except for certain fringes budgeted directly to MoDOT, Highway Patrol, and Conservation.

Federal Funds: 1148:Department of Mental Health Federal

2. CORE DESCRIPTION

The Division of Developmental Disabilities (DD) operates Higginsville Habilitation Center that provides services as an Intermediate Care Facility for Individuals with Intellectual Disabilities (ICF/IID). As a part of the service system for persons with developmental disabilities, the habilitation center continues to provide ICF/IID level of care in a structured environment on their campus. The primary mission of this facility is to provide active treatment and residential services in an ICF/IID setting. This often demands intensive seven-days-a-week active treatment under close professional supervision in an environment conducive to each individual's development. This appropriation is for a portion of the overtime cost needed to operate this 24/7 facility.

3. PROGRAM LISTING (list programs included in this core funding)

Higginsville Habilitation Center Overtime

CORE DECISION ITEM

Dept Of Mental Health | **Budget Unit 750114B**
Division of Developmental Disabilities
CORE - Higginsville Habilitation Center Overtime | **Bill Section 10.530**

4. FINANCIAL HISTORY

	FY 2023 Actual	FY 2024 Actual	FY 2025 Actual	FY 2026 Current Yr. as of 8/31/25
Appropriations (All Funds)	554,241	602,460	621,738	639,217
Less Reverted (All Funds)	0	0	0	0
Less Restricted (All Funds)*	0	0	0	0
Less Transfers Out	0	0	0	0
Plus Transfers In	0	0	0	0
Budget Authority (All Funds)	554,241	602,460	621,738	639,217
Actual Expenditures (all Fund	554,241	602,460	621,738	76,115
Unexpended (All Funds)	0	0	0	563,102
Unexpended by Fund:				
General Revenue	0	0	0	551,428
Federal	0	0	0	11,674
Other	0	0	0	0



*Restricted amount is as of Sep 1, 2025

Reverted includes the statutory three-percent reserve amount (when applicable).
Restricted includes any Governor's Expenditure Restrictions which remained at the end of the fiscal year (when applicable).

CORE DECISION ITEM

Dept Of Mental Health | **Budget Unit 750114B**
Division of Developmental Disabilities
CORE - Higginsville Habilitation Center Overtime | **Bill Section 10.530**

5. CORE RECONCILIATION DETAIL

	Budget Class	FTE	GR	FED	OTHER	TOTAL	Explanation
TAFP After VETOES							
	PS	0.00	551,428	87,789	0	639,217	
	EE	0.00	0	0	0	0	
	PD	0.00	0	0	0	0	
	TRF	0.00	0	0	0	0	
	Total	**0.00**	**551,428**	**87,789**	**0**	**639,217**	
One-Times							
	PS	0.00	0	0	0	0	
	EE	0.00	0	0	0	0	
	PD	0.00	0	0	0	0	
	TRF	0.00	0	0	0	0	
	Total	**0.00**	**0**	**0**	**0**	**0**	
FY 27 Beginning Core							
	PS	0.00	551,428	87,789	0	639,217	
	EE	0.00	0	0	0	0	
	PD	0.00	0	0	0	0	
	TRF	0.00	0	0	0	0	
	Total	**0.00**	**551,428**	**87,789**	**0**	**639,217**	

Department Request Adjustments

CORE DECISION ITEM

Dept Of Mental Health | **Budget Unit 750114B**
Division of Developmental Disabilities
CORE - Higginsville Habilitation Center Overtime | **Bill Section 10.530**

			Budget Class	FTE	GR	FED	OTHER	TOTAL	Explanation
Core Reallocation	CRA.75B.042	17946	PS	0.00	0	0	0	0	Reallocation to reflect FY27 planned spending
Core Reallocation	CRA.75B.042	17947	PS	0.00	0	0	0	0	Reallocation to reflect FY27 planned spending
Net Department Request Adjustments				**0.00**	**0**	**0**	**0**	**0**	
Department Request Core									
			PS	0.00	551,428	87,789	0	639,217	
			EE	0.00	0	0	0	0	
			PD	0.00	0	0	0	0	
			TRF	0.00	0	0	0	0	
			Total	**0.00**	**551,428**	**87,789**	**0**	**639,217**	
Governor's Recommended Core									
			PS	0.00	0	0	0	0	
			EE	0.00	0	0	0	0	
			PD	0.00	0	0	0	0	
			TRF	0.00	0	0	0	0	
			Total	**0.00**	**0**	**0**	**0**	**0**	

CORE DECISION ITEM

Dept Of Mental Health | **Budget Unit 750114B**
Division of Developmental Disabilities
CORE - Higginsville Habilitation Center Overtime | **Bill Section 10.530**

Summary of the Core by Expenditure Types

	FY25 Budget		FY25 Actual		FY26 Budget		FY26 Actual as of 8/31/25		FY27 DTREQ		FY27 GVREC	
Account	**Dollars**	**FTE**	**Dollars**	**FTE**	**Dollars**	**FTE**	**Dollars**	**FTE**	**Dollars**	**FTE**	**Dollars**	**FTE**
Leave Payouts	0	0.00	20,358	0.00	0	0.00	530	0.00	0	0.00	0	0.00
Benefit Eligible Wages	621,738	0.00	595,615	13.23	639,217	0.00	73,647	1.68	639,217	0.00	0	0.00
Planned Hourly Wages	0	0.00	5,765	0.10	0	0.00	1,937	0.02	0	0.00	0	0.00
Total PS	**621,738**	**0.00**	**621,738**	**13.33**	**639,217**	**0.00**	**76,115**	**1.70**	**639,217**	**0.00**	**0**	**0.00**
Grand Total	**621,738**	**0.00**	**621,738**	**13.33**	**639,217**	**0.00**	**76,115**	**1.70**	**639,217**	**0.00**	**0**	**0.00**

CORE DECISION ITEM

Dept Of Mental Health | **Budget Unit 750117B**
Division of Developmental Disabilities
CORE - Northwest Community Services | **Bill Section 10.535**

1. CORE FINANCIAL SUMMARY

FY 2027 Department Request

	GR	Federal	Other	Total
PS	13,029,812	14,679,254	0	27,709,066
EE	523,277	618,733	0	1,142,010
PSD	0	0	0	0
TRF	0	0	0	0
Total	**13,553,089**	**15,297,987**	**0**	**28,851,076**
FTE	**166.14**	**443.32**	**0.00**	**609.46**
Est. Fringe	7,954,653	13,146,071	0	21,100,725

Note: Fringes budgeted in Appropriation Bill 5 except for certain fringes budgeted directly to MoDOT, Highway Patrol, and Conservation.

Federal Funds: 1148:Department of Mental Health Federal

FY 2027 Governor's Recommended

	GR	Federal	Other	Total
PS	0	0	0	0
EE	0	0	0	0
PSD	0	0	0	0
TRF	0	0	0	0
Total	**0**	**0**	**0**	**0**
FTE	**0.00**	**0.00**	**0.00**	**0.00**
Est. Fringe	0	0	0	0

Note: Fringes budgeted in Appropriation Bill 5 except for certain fringes budgeted directly to MoDOT, Highway Patrol, and Conservation.

2. CORE DESCRIPTION

The Division of DD operates Northwest Community Services as a DD Comprehensive Waiver ISL (Individualized Supported Living) provider to support individuals in the community. State-operated ISLs in the community have been used to effectively support individuals who have transitioned from facility to community settings. In addition, Northwest Community Services helps to support individuals in need of short-term crisis/evaluation services.

3. PROGRAM LISTING (list programs included in this core funding)

Northwest Community Services

CORE DECISION ITEM

Dept Of Mental Health
Division of Developmental Disabilities
CORE - Northwest Community Services

Budget Unit 750117B

Bill Section 10.535

4. FINANCIAL HISTORY

	FY 2023 Actual	FY 2024 Actual	FY 2025 Actual	FY 2026 Current Yr. as of 8/31/25
Appropriations (All Funds)	24,105,861	26,914,781	28,299,452	28,851,076
Less Reverted (All Funds)	(381,750)	(375,135)	(360,131)	(377,642)
Less Restricted (All Funds)*	0	0	0	0
Less Transfers Out	(1,080,332)	(2,190,057)	0	0
Plus Transfers In	1,080,332	2,190,057	0	0
Budget Authority (All Funds)	23,724,111	26,539,646	27,939,321	28,473,434
Actual Expenditures (all Fund	19,934,129	26,486,021	27,826,099	4,879,348
Unexpended (All Funds)	3,789,982	53,625	113,222	23,594,086
Unexpended by Fund:				
General Revenue	0	53,625	0	10,513,584
Federal	3,789,982	0	113,222	13,080,503
Other	0	0	0	0



*Restricted amount is as of Sep 1, 2025

Reverted includes the statutory three-percent reserve amount (when applicable).
Restricted includes any Governor's Expenditure Restrictions which remained at the end of the fiscal year (when applicable).

NOTES:

FY 2023, FY2025 - Federal lapse amount occurred as a result of vacancies.
FY 2024 - General Revenue lapse is a result of funding appropriated for the relocation of NWCS Administrative offices that did not occur in FY2024.

CORE DECISION ITEM

Dept Of Mental Health
Division of Developmental Disabilities
CORE - Northwest Community Services

Budget Unit 750117B

Bill Section 10.535

5. CORE RECONCILIATION DETAIL

	Budget Class	FTE	GR	FED	OTHER	TOTAL	Explanation
TAFP After VETOES							
	PS	609.46	13,029,812	14,679,254	0	27,709,066	
	EE	0.00	523,277	618,733	0	1,142,010	
	PD	0.00	0	0	0	0	
	TRF	0.00	0	0	0	0	
	Total	**609.46**	**13,553,089**	**15,297,987**	**0**	**28,851,076**	
One-Times							
	PS	0.00	0	0	0	0	
	EE	0.00	0	0	0	0	
	PD	0.00	0	0	0	0	
	TRF	0.00	0	0	0	0	
	Total	**0.00**	**0**	**0**	**0**	**0**	
FY 27 Beginning Core							
	PS	609.46	13,029,812	14,679,254	0	27,709,066	
	EE	0.00	523,277	618,733	0	1,142,010	
	PD	0.00	0	0	0	0	
	TRF	0.00	0	0	0	0	
	Total	**609.46**	**13,553,089**	**15,297,987**	**0**	**28,851,076**	

Department Request Adjustments

CORE DECISION ITEM

Dept Of Mental Health | **Budget Unit 750117B**
Division of Developmental Disabilities
CORE - Northwest Community Services | **Bill Section 10.535**

			Budget Class	FTE	GR	FED	OTHER	TOTAL	Explanation
Core Reallocation	CRA.75B.043	19171	PS	0.00	0	0	0	0	Reallocation to reflect FY27 planned spending
Core Reallocation	CRA.75B.043	19172	PS	0.00	0	0	0	0	Reallocation to reflect FY27 planned spending
Core Reallocation	CRA.75B.043	19176	PS	0.00	0	0	0	0	Reallocation to reflect FY27 planned spending
Core Reallocation	CRA.75B.043	19175	EE	0.00	0	0	0	0	Reallocation to reflect FY27 planned spending
Net Department Request Adjustments				**0.00**	**0**	**0**	**0**	**0**	
Department Request Core									
			PS	609.46	13,029,812	14,679,254	0	27,709,066	
			EE	0.00	523,277	618,733	0	1,142,010	
			PD	0.00	0	0	0	0	
			TRF	0.00	0	0	0	0	
			Total	**609.46**	**13,553,089**	**15,297,987**	**0**	**28,851,076**	
Governor's Recommended Core									
			PS	0.00	0	0	0	0	
			EE	0.00	0	0	0	0	
			PD	0.00	0	0	0	0	
			TRF	0.00	0	0	0	0	
			Total	**0.00**	**0**	**0**	**0**	**0**	

CORE DECISION ITEM

Dept Of Mental Health | **Budget Unit 750117B**
Division of Developmental Disabilities
CORE - Northwest Community Services | **Bill Section 10.535**

Summary of the Core by Expenditure Types

	FY25 Budget		FY25 Actual		FY26 Budget		FY26 Actual as of 8/31/25		FY27 DTREQ		FY27 GVREC	
Account	**Dollars**	**FTE**	**Dollars**	**FTE**	**Dollars**	**FTE**	**Dollars**	**FTE**	**Dollars**	**FTE**	**Dollars**	**FTE**
Salary Differential	0	0.00	1,233,194	0.00	1,102,174	0.00	210,968	0.00	1,102,174	0.00	0	0.00
Leave Payouts	0	0.00	221,987	0.00	231,612	0.00	62,463	0.00	231,612	0.00	0	0.00
Benefit Eligible Wages	27,212,827	609.21	24,704,472	525.95	26,375,280	609.46	4,368,960	91.91	25,482,496	585.91	0	0.00
Planned Hourly Wages	0	0.00	609,165	10.36	0	0.00	43,702	0.83	892,784	23.55	0	0.00
Provisional Wages	0	0.00	620	0.01	0	0.00	0	0.00	0	0.00	0	0.00
Total PS	**27,212,827**	**609.21**	**26,769,439**	**536.32**	**27,709,066**	**609.46**	**4,686,093**	**92.74**	**27,709,066**	**609.46**	**0**	**0.00**
In State Travel	106,969	0.00	216,191	0.00	194,769	0.00	42,766	0.00	194,769	0.00	0	0.00
Fuel and Utilities	5,850	0.00	0	0.00	5,850	0.00	0	0.00	5,850	0.00	0	0.00
Supplies	334,008	0.00	303,937	0.00	338,803	0.00	58,322	0.00	314,803	0.00	0	0.00
Professional Development	15,900	0.00	17,649	0.00	15,900	0.00	1,774	0.00	15,900	0.00	0	0.00
Communications Services and Supplies	124,208	0.00	93,678	0.00	124,208	0.00	13,134	0.00	124,208	0.00	0	0.00
Professional Services	349,300	0.00	326,540	0.00	177,090	0.00	61,314	0.00	177,090	0.00	0	0.00
Housekeeping and Janitorial Services	10,250	0.00	5,896	0.00	10,250	0.00	488	0.00	10,250	0.00	0	0.00
Maintenance and Repair Services	55,569	0.00	51,600	0.00	75,569	0.00	11,328	0.00	75,569	0.00	0	0.00
Computer Equipment	1,000	0.00	0	0.00	1,000	0.00	0	0.00	25,000	0.00	0	0.00
Motorized Equipment	100	0.00	0	0.00	50,100	0.00	0	0.00	50,100	0.00	0	0.00
Office Equipment Expenses	17,000	0.00	0	0.00	17,000	0.00	0	0.00	17,000	0.00	0	0.00
Other Equipment	63,671	0.00	33,252	0.00	78,671	0.00	3,326	0.00	78,671	0.00	0	0.00
Property and Improvements Expenses	100	0.00	0	0.00	100	0.00	0	0.00	100	0.00	0	0.00
Equipment Lease Payments	900	0.00	1,074	0.00	50,900	0.00	397	0.00	50,900	0.00	0	0.00
Miscellaneous Expenses	1,800	0.00	6,844	0.00	1,800	0.00	406	0.00	1,800	0.00	0	0.00
Total EE	**1,086,625**	**0.00**	**1,056,661**	**0.00**	**1,142,010**	**0.00**	**193,255**	**0.00**	**1,142,010**	**0.00**	**0**	**0.00**

CORE DECISION ITEM

Dept Of Mental Health
Division of Developmental Disabilities
CORE - Northwest Community Services

Budget Unit 750117B

Bill Section 10.535

Account	FY25 Budget		FY25 Actual		FY26 Budget		FY26 Actual as of 8/31/25		FY27 DTREQ		FY27 GVREC	
	Dollars	FTE	Dollars	FTE	Dollars	FTE	Dollars	FTE	Dollars	FTE	Dollars	FTE
Grand Total	28,299,452	609.21	27,826,099	536.32	28,851,076	609.46	4,879,348	92.74	28,851,076	609.46	0	0.00

FLEXIBILITY REQUEST FORM

BUDGET UNIT NUMBER:	750117B	**DEPARTMENT:**	Mental Health
BUDGET UNIT NAME:	Northwest Community Services		
HOUSE BILL SECTION:	10.535	**DIVISION:**	Developmental Disabilities

1. Provide the amount by fund of personal service flexibility and the amount by fund of expense and equipment flexibility you are requesting in dollar and percentage terms and explain why the flexibility is needed. If flexibility is being requested among divisions, provide the amount by fund of flexibility you are requesting in dollar and percentage terms and explain why the flexibility is needed.

Flex appropriations for the facilities allow the Department to:

•Shift funds to follow a consumer who moves to a new location. When a consumer moves from on-campus to a state-operated Individualized Supported Living (ISL) in the community or to another on-campus facility, flexibility is needed to allow funds to move with the consumer in order to cover the cost of services at the new residential setting. The flexibility improves the Division's ability to streamline operations between facilities.

• React to changing conditions in areas such as housekeeping, security and pharmacy. The flex appropriation allows facilities to continually review whether it is more beneficial to contract for services, hire staff in-house to provide these services, or provide a mix of both contracting and in-house services.

• React to emergency situations that could occur in any given fiscal year. Flexibility allows available funds to be shifted to cover critical equipment/supply needs that would otherwise go unmet. This could include such things as client furniture, security enhancements, medical supplies, etc. The flex language allows facilities to flex personal services dollars when available and purchase facility furnishings as needed.

• Pay overtime costs for staff, when funds are available.

• Provide a staff-to-consumer ratio of 1:1, if required for certain DMH consumers. This situation puts an additional strain on personal services needs. The flex language provides the flexibility needed to obtain staff necessary to meet the clients' needs.

• Contract out to fill vacancies if a facility is unable to find someone to hire (i.e., physicians, nursing staff, etc.). Contract staffing expenditures have increased significantly across DD facilities. Without the necessary flex increases, these facilities will face shortfalls in covering their costs.

DEPARTMENT REQUEST

DMH is requesting 10% flexibility between PS and EE, 15% flexibility between facilities and 30% flexibililty for the Purchase of Community Services based on total GR and FED funding for FY 2027. Requested flexibility will allow DMH to ensure staffing needs are met through in-house or contracted staff between Bellefontaine HC, Higginsville HC, Northwest Community Services, Southwest Community Services, St. Louis DDTC and SEMORs.

Facility	PS or E&E	Budget	% Flex Requested	Flex Request Amount
Northwest Community Services				
	PS	$12,064,808	30%	$3,619,442
	E&E	$535,124	30%	$160,537
Total Request GR		$12,599,932	30%	$3,779,979
	PS	$14,679,254	30%	$4,403,776
	E&E	$618,733	30%	$185,620
Total Request FED		$15,297,987	30%	$4,589,396

FLEXIBILITY REQUEST FORM

BUDGET UNIT NUMBER:	750117B	**DEPARTMENT:**	Mental Health
BUDGET UNIT NAME:	Northwest Community Services		
HOUSE BILL SECTION:	10.535	**DIVISION:**	Developmental Disabilities

2. Estimate how much flexibility will be used for the budget year. How much flexibility was used in the Prior Year Budget and the Current Year Budget? Please specify the amount.

PRIOR YEAR ACTUAL AMOUNT OF FLEXIBILITY USED	CURRENT YEAR ESTIMATED AMOUNT OF FLEXIBILITY THAT WILL BE USED	BUDGET REQUEST ESTIMATED AMOUNT OF FLEXIBILITY THAT WILL BE USED
None Used.	Flexibility usage is difficult to estimate at this time.	Flexibility usage is difficult to estimate at this time.

3. Was flexibility approved in the Prior Year Budget or the Current Year Budget? If so, how was the flexibility used during those years?

PRIOR YEAR EXPLAIN ACTUAL USE	CURRENT YEAR EXPLAIN PLANNED USE
None Used.	None Used.

CORE DECISION ITEM

Dept Of Mental Health | **Budget Unit 750118B**
Division of Developmental Disabilities
CORE - Southwest Community Services | **Bill Section 10.540**

1. CORE FINANCIAL SUMMARY

FY 2027 Department Request

	GR	Federal	Other	Total
PS	4,846,412	5,866,062	0	10,712,474
EE	91,733	360,055	0	451,788
PSD	0	0	0	0
TRF	0	0	0	0
Total	**4,938,145**	**6,226,117**	**0**	**11,164,262**
FTE	**57.97**	**180.99**	**0.00**	**238.96**
Est. Fringe	2,896,225	5,315,983	0	8,212,208

Note: Fringes budgeted in Appropriation Bill 5 except for certain fringes budgeted directly to MoDOT, Highway Patrol, and Conservation.

Federal Funds: 1148:Department of Mental Health Federal

FY 2027 Governor's Recommended

	GR	Federal	Other	Total
PS	0	0	0	0
EE	0	0	0	0
PSD	0	0	0	0
TRF	0	0	0	0
Total	**0**	**0**	**0**	**0**
FTE	**0.00**	**0.00**	**0.00**	**0.00**
Est. Fringe	0	0	0	0

Note: Fringes budgeted in Appropriation Bill 5 except for certain fringes budgeted directly to MoDOT, Highway Patrol, and Conservation.

2. CORE DESCRIPTION

The Division of DD operates Southwest Community Services as a DD Comprehensive Waiver ISL (Individualized Supported Living) provider to support individuals in the community. State-operated ISLs in the community have been used to effectively support individuals who have transitioned from facility to community settings. In addition, Southwest Community Services helps to support individuals in need of short-term crisis/evaluation services.

3. PROGRAM LISTING (list programs included in this core funding)

Southwest Community Services

CORE DECISION ITEM

Dept Of Mental Health
Division of Developmental Disabilities
CORE - Southwest Community Services

Budget Unit 750118B

Bill Section 10.540

4. FINANCIAL HISTORY

	FY 2023 Actual	FY 2024 Actual	FY 2025 Actual	FY 2026 Current Yr. as of 8/31/25
Appropriations (All Funds)	9,262,233	10,433,389	10,954,630	11,164,262
Less Reverted (All Funds)	(113,468)	(148,601)	(141,122)	(148,144)
Less Restricted (All Funds)*	0	0	0	0
Less Transfers Out	0	0	0	0
Plus Transfers In	0	0	0	0
Budget Authority (All Funds)	9,148,765	10,284,788	10,813,508	11,016,118
Actual Expenditures (all Fund	7,358,197	8,709,801	10,411,759	1,632,857
Unexpended (All Funds)	1,790,568	1,574,987	401,749	9,383,261
Unexpended by Fund:				
General Revenue	31	0	0	4,258,593
Federal	1,790,536	1,574,987	401,749	5,124,668
Other	0	0	0	0



*Restricted amount is as of Sep 1, 2025

Reverted includes the statutory three-percent reserve amount (when applicable).
Restricted includes any Governor's Expenditure Restrictions which remained at the end of the fiscal year (when applicable).

NOTES:

FY 2023, FY 2024 and FY 2025 - Federal lapse amounts occurred as a result of vacancies.

CORE DECISION ITEM

Dept Of Mental Health | **Budget Unit 750118B**
Division of Developmental Disabilities
CORE - Southwest Community Services | **Bill Section 10.540**

5. CORE RECONCILIATION DETAIL

	Budget Class	FTE	GR	FED	OTHER	TOTAL	Explanation
TAFP After VETOES							
	PS	238.96	4,846,412	5,866,062	0	10,712,474	
	EE	0.00	91,733	360,055	0	451,788	
	PD	0.00	0	0	0	0	
	TRF	0.00	0	0	0	0	
	Total	**238.96**	**4,938,145**	**6,226,117**	**0**	**11,164,262**	
One-Times							
	PS	0.00	0	0	0	0	
	EE	0.00	0	0	0	0	
	PD	0.00	0	0	0	0	
	TRF	0.00	0	0	0	0	
	Total	**0.00**	**0**	**0**	**0**	**0**	
FY 27 Beginning Core							
	PS	238.96	4,846,412	5,866,062	0	10,712,474	
	EE	0.00	91,733	360,055	0	451,788	
	PD	0.00	0	0	0	0	
	TRF	0.00	0	0	0	0	
	Total	**238.96**	**4,938,145**	**6,226,117**	**0**	**11,164,262**	

Department Request Adjustments

CORE DECISION ITEM

Dept Of Mental Health | **Budget Unit 750118B**
Division of Developmental Disabilities
CORE - Southwest Community Services | **Bill Section 10.540**

			Budget Class	FTE	GR	FED	OTHER	TOTAL	Explanation
Core Reallocation	CRA.75B.044	17953	PS	0.00	0	0	0	0	Reallocation to reflect FY27 planned spending
Core Reallocation	CRA.75B.044	17794	PS	0.00	0	0	0	0	Reallocation to reflect FY27 planned spending
Net Department Request Adjustments				**0.00**	**0**	**0**	**0**	**0**	
Department Request Core									
			PS	238.96	4,846,412	5,866,062	0	10,712,474	
			EE	0.00	91,733	360,055	0	451,788	
			PD	0.00	0	0	0	0	
			TRF	0.00	0	0	0	0	
			Total	**238.96**	**4,938,145**	**6,226,117**	**0**	**11,164,262**	
Governor's Recommended Core									
			PS	0.00	0	0	0	0	
			EE	0.00	0	0	0	0	
			PD	0.00	0	0	0	0	
			TRF	0.00	0	0	0	0	
			Total	**0.00**	**0**	**0**	**0**	**0**	

CORE DECISION ITEM

Dept Of Mental Health | **Budget Unit 750118B**
Division of Developmental Disabilities
CORE - Southwest Community Services | **Bill Section 10.540**

Summary of the Core by Expenditure Types

	FY25 Budget		FY25 Actual		FY26 Budget		FY26 Actual as of 8/31/25		FY27 DTREQ		FY27 GVREC	
Account	**Dollars**	**FTE**	**Dollars**	**FTE**	**Dollars**	**FTE**	**Dollars**	**FTE**	**Dollars**	**FTE**	**Dollars**	**FTE**
Salary Differential	0	0.00	424,084	0.00	400,355	0.00	69,059	0.00	400,355	0.00	0	0.00
Leave Payouts	0	0.00	108,776	0.00	109,321	0.00	13,183	0.00	109,321	0.00	0	0.00
Benefit Eligible Wages	10,505,276	238.96	9,346,954	204.92	10,202,798	238.96	1,465,203	31.19	10,081,523	233.17	0	0.00
Planned Hourly Wages	0	0.00	45,317	0.24	0	0.00	8,247	0.05	121,275	5.79	0	0.00
Provisional Wages	0	0.00	60,980	1.63	0	0.00	8,337	0.23	0	0.00	0	0.00
Total PS	**10,505,276**	**238.96**	**9,986,110**	**206.80**	**10,712,474**	**238.96**	**1,564,029**	**31.48**	**10,712,474**	**238.96**	**0**	**0.00**
In State Travel	6,560	0.00	8,405	0.00	10,574	0.00	4,538	0.00	10,574	0.00	0	0.00
Out of State Travel	100	0.00	151	0.00	103	0.00	0	0.00	103	0.00	0	0.00
Fuel and Utilities	3,320	0.00	3,065	0.00	3,320	0.00	601	0.00	3,320	0.00	0	0.00
Supplies	115,421	0.00	106,917	0.00	98,171	0.00	14,618	0.00	98,171	0.00	0	0.00
Professional Development	4,000	0.00	2,171	0.00	4,000	0.00	0	0.00	4,000	0.00	0	0.00
Communications Services and Supplies	43,436	0.00	31,673	0.00	43,436	0.00	5,872	0.00	43,436	0.00	0	0.00
Professional Services	164,312	0.00	171,232	0.00	181,619	0.00	24,355	0.00	181,619	0.00	0	0.00
Housekeeping and Janitorial Services	2,506	0.00	1,671	0.00	2,506	0.00	1,421	0.00	2,506	0.00	0	0.00
Maintenance and Repair Services	32,661	0.00	40,178	0.00	25,500	0.00	6,570	0.00	25,500	0.00	0	0.00
Office Equipment Expenses	24,513	0.00	0	0.00	1,550	0.00	0	0.00	1,550	0.00	0	0.00
Other Equipment	20,100	0.00	22,244	0.00	44,509	0.00	2,443	0.00	44,509	0.00	0	0.00
Building Lease Payments Operating	30,000	0.00	23,523	0.00	26,000	0.00	3,340	0.00	26,000	0.00	0	0.00
Equipment Lease Payments	1,550	0.00	10,109	0.00	7,500	0.00	1,507	0.00	7,500	0.00	0	0.00
Miscellaneous Expenses	875	0.00	747	0.00	3,000	0.00	0	0.00	3,000	0.00	0	0.00
Total EE	**449,354**	**0.00**	**422,086**	**0.00**	**451,788**	**0.00**	**65,265**	**0.00**	**451,788**	**0.00**	**0**	**0.00**
Debt Service Expenses	0	0.00	3,563	0.00	0	0.00	3,563	0.00	0	0.00	0	0.00

CORE DECISION ITEM

Dept Of Mental Health
Division of Developmental Disabilities
CORE - Southwest Community Services

Budget Unit 750118B

Bill Section 10.540

	FY25 Budget		FY25 Actual		FY26 Budget		FY26 Actual as of 8/31/25		FY27 DTREQ		FY27 GVREC	
Account	Dollars	FTE	Dollars	FTE	Dollars	FTE	Dollars	FTE	Dollars	FTE	Dollars	FTE
Total PSD	0	0.00	3,563	0.00	0	0.00	3,563	0.00	0	0.00	0	0.00
Grand Total	10,954,630	238.96	10,411,759	206.80	11,164,262	238.96	1,632,857	31.48	11,164,262	238.96	0	0.00

FLEXIBILITY REQUEST FORM

BUDGET UNIT NUMBER:	750118B	**DEPARTMENT:**	Mental Health
BUDGET UNIT NAME:	Southwest Community Services		
HOUSE BILL SECTION:	10.540	**DIVISION:**	Developmental Disabilities

1. Provide the amount by fund of personal service flexibility and the amount by fund of expense and equipment flexibility you are requesting in dollar and percentage terms and explain why the flexibility is needed. If flexibility is being requested among divisions, provide the amount by fund of flexibility you are requesting in dollar and percentage terms and explain why the flexibility is needed.

Flex appropriations for the facilities allow the Department to:

•Shift funds to follow a consumer who moves to a new location. When a consumer moves from on-campus to a state-operated Individualized Supported Living (ISL) in the community or to another on-campus facility, flexibility is needed to allow funds to move with the consumer in order to cover the cost of services at the new residential setting. The flexibility improves the Division's ability to streamline operations between facilities.

• React to changing conditions in areas such as housekeeping, security and pharmacy. The flex appropriation allows facilities to continually review whether it is more beneficial to contract for services, hire staff in-house to provide these services, or provide a mix of both contracting and in-house services.

• React to emergency situations that could occur in any given fiscal year. Flexibility allows available funds to be shifted to cover critical equipment/supply needs that would otherwise go unmet. This could include such things as client furniture, security enhancements, medical supplies, etc. The flex language allows facilities to flex personal services dollars when available and purchase facility furnishings as needed.

• Pay overtime costs for staff, when funds are available.

• Provide a staff-to-consumer ratio of 1:1, if required for certain DMH consumers. This situation puts an additional strain on personal services needs. The flex language provides the flexibility needed to obtain staff necessary to meet the clients' needs.

• Contract out to fill vacancies if a facility is unable to find someone to hire (i.e., physicians, nursing staff, etc.). Contract staffing expenditures have increased significantly across DD facilities. Without the necessary flex increases, these facilities will face shortfalls in covering their costs.

DEPARTMENT REQUEST

DMH is requesting 10% flexibility between PS and EE, 15% flexibility between facilities and 15% flexibility for the Purchase of Community Services based on total GR and FED funding for FY 2027. Requested flexibility will allow DMH to ensure staffing needs are met through in-house or contracted staff between Bellefontaine HC, Higginsville HC, Northwest Community Services, Southwest Community Services, St. Louis DDTC and SEMORs.

Facility	PS or E&E	Budget	% Flex Requested	Flex Request Amount
Southwest Community Services				
	PS	$4,846,412	15%	$726,962
	E&E	$93,401	15%	$14,010
Total Request GR		$4,939,813	15%	$740,972
	PS	$5,866,062	15%	$879,909
	E&E	$360,055	15%	$54,008
Total Request FED		$6,226,117	15%	$933,917

FLEXIBILITY REQUEST FORM

BUDGET UNIT NUMBER:	750118B	**DEPARTMENT:**	Mental Health
BUDGET UNIT NAME:	Southwest Community Services		
HOUSE BILL SECTION:	10.540	**DIVISION:**	Developmental Disabilities

2. Estimate how much flexibility will be used for the budget year. How much flexibility was used in the Prior Year Budget and the Current Year Budget? Please specify the amount.

PRIOR YEAR ACTUAL AMOUNT OF FLEXIBILITY USED	CURRENT YEAR ESTIMATED AMOUNT OF FLEXIBILITY THAT WILL BE USED	BUDGET REQUEST ESTIMATED AMOUNT OF FLEXIBILITY THAT WILL BE USED
None used.	Flexibility usage is difficult to estimate at this time.	Flexibility usage is difficult to estimate at this time.

3. Was flexibility approved in the Prior Year Budget or the Current Year Budget? If so, how was the flexibility used during those years?

PRIOR YEAR EXPLAIN ACTUAL USE	CURRENT YEAR EXPLAIN PLANNED USE
None used.	None used.

CORE DECISION ITEM

Dept Of Mental Health | **Budget Unit 750119B**
Division of Developmental Disabilities
CORE - Southwest Community Services Overtime | **Bill Section 10.540**

1. CORE FINANCIAL SUMMARY

FY 2027 Department Request

	GR	Federal	Other	Total
PS	64,551	247,088	0	311,639
EE	0	0	0	0
PSD	0	0	0	0
TRF	0	0	0	0
Total	**64,551**	**247,088**	**0**	**311,639**
FTE	**0.00**	**0.00**	**0.00**	**0.00**
Est. Fringe	25,962	99,379	0	125,341

Note: Fringes budgeted in Appropriation Bill 5 except for certain fringes budgeted directly to MoDOT, Highway Patrol, and Conservation.

Federal Funds: 1148:Department of Mental Health Federal

FY 2027 Governor's Recommended

	GR	Federal	Other	Total
PS	0	0	0	0
EE	0	0	0	0
PSD	0	0	0	0
TRF	0	0	0	0
Total	**0**	**0**	**0**	**0**
FTE	**0.00**	**0.00**	**0.00**	**0.00**
Est. Fringe	0	0	0	0

Note: Fringes budgeted in Appropriation Bill 5 except for certain fringes budgeted directly to MoDOT, Highway Patrol, and Conservation.

2. CORE DESCRIPTION

The Division of DD operates Southwest Community Services as a MO HealthNet Waiver ISL (Individualized Supported Living) provider to support individuals in the community. State-operated ISLs in the community have been used to effectively support individuals who have transitioned from facility to community settings. In addition, Southwest Community Services helps to support individuals in need of short-term crisis/evaluation services. This appropriation is for a portion of the overtime cost needed to operate this 24/7 facility.

3. PROGRAM LISTING (list programs included in this core funding)

Southwest Community Services Overtime

CORE DECISION ITEM

Dept Of Mental Health | **Budget Unit 750119B**
Division of Developmental Disabilities
CORE - Southwest Community Services Overtime | **Bill Section 10.540**

4. FINANCIAL HISTORY

	FY 2023 Actual	FY 2024 Actual	FY 2025 Actual	FY 2026 Current Yr. as of 8/31/25
Appropriations (All Funds)	265,539	288,641	297,878	311,639
Less Reverted (All Funds)	0	0	0	0
Less Restricted (All Funds)*	0	0	0	0
Less Transfers Out	0	0	0	0
Plus Transfers In	0	0	0	0
Budget Authority (All Funds)	265,539	288,641	297,878	311,639
Actual Expenditures (all Fund	265,534	288,641	297,878	115,669
Unexpended (All Funds)	5	0	0	195,970
Unexpended by Fund:				
General Revenue	0	0	0	43,946
Federal	5	0	0	152,024
Other	0	0	0	0



*Restricted amount is as of Sep 1, 2025

Reverted includes the statutory three-percent reserve amount (when applicable).
Restricted includes any Governor's Expenditure Restrictions which remained at the end of the fiscal year (when applicable).

CORE DECISION ITEM

Dept Of Mental Health | **Budget Unit 750119B**
Division of Developmental Disabilities
CORE - Southwest Community Services Overtime | **Bill Section 10.540**

5. CORE RECONCILIATION DETAIL

	Budget Class	FTE	GR	FED	OTHER	TOTAL	Explanation
TAFP After VETOES							
	PS	0.00	64,551	247,088	0	311,639	
	EE	0.00	0	0	0	0	
	PD	0.00	0	0	0	0	
	TRF	0.00	0	0	0	0	
	Total	**0.00**	**64,551**	**247,088**	**0**	**311,639**	
One-Times							
	PS	0.00	0	0	0	0	
	EE	0.00	0	0	0	0	
	PD	0.00	0	0	0	0	
	TRF	0.00	0	0	0	0	
	Total	**0.00**	**0**	**0**	**0**	**0**	
FY 27 Beginning Core							
	PS	0.00	64,551	247,088	0	311,639	
	EE	0.00	0	0	0	0	
	PD	0.00	0	0	0	0	
	TRF	0.00	0	0	0	0	
	Total	**0.00**	**64,551**	**247,088**	**0**	**311,639**	

Department Request Adjustments

CORE DECISION ITEM

Dept Of Mental Health | **Budget Unit 750119B**
Division of Developmental Disabilities
CORE - Southwest Community Services Overtime | **Bill Section 10.540**

			Budget Class	FTE	GR	FED	OTHER	TOTAL	Explanation
Core Reallocation	CRA.75B.044	17954	PS	0.00	0	0	0	0	Reallocation to reflect FY27 planned spending
Core Reallocation	CRA.75B.044	19442	PS	0.00	0	0	0	0	Reallocation to reflect FY27 planned spending
Net Department Request Adjustments				**0.00**	**0**	**0**	**0**	**0**	
Department Request Core									
			PS	0.00	64,551	247,088	0	311,639	
			EE	0.00	0	0	0	0	
			PD	0.00	0	0	0	0	
			TRF	0.00	0	0	0	0	
			Total	**0.00**	**64,551**	**247,088**	**0**	**311,639**	
Governor's Recommended Core									
			PS	0.00	0	0	0	0	
			EE	0.00	0	0	0	0	
			PD	0.00	0	0	0	0	
			TRF	0.00	0	0	0	0	
			Total	**0.00**	**0**	**0**	**0**	**0**	

CORE DECISION ITEM

Dept Of Mental Health | **Budget Unit 750119B**
Division of Developmental Disabilities
CORE - Southwest Community Services Overtime | **Bill Section 10.540**

Summary of the Core by Expenditure Types

	FY25 Budget		FY25 Actual		FY26 Budget		FY26 Actual as of 8/31/25		FY27 DTREQ		FY27 GVREC	
Account	**Dollars**	**FTE**	**Dollars**	**FTE**	**Dollars**	**FTE**	**Dollars**	**FTE**	**Dollars**	**FTE**	**Dollars**	**FTE**
Benefit Eligible Wages	297,878	0.00	297,769	6.51	311,639	0.00	115,669	2.50	311,639	0.00	0	0.00
Provisional Wages	0	0.00	109	0.00	0	0.00	0	0.00	0	0.00	0	0.00
Total PS	**297,878**	**0.00**	**297,878**	**6.51**	**311,639**	**0.00**	**115,669**	**2.50**	**311,639**	**0.00**	**0**	**0.00**
Grand Total	**297,878**	**0.00**	**297,878**	**6.51**	**311,639**	**0.00**	**115,669**	**2.50**	**311,639**	**0.00**	**0**	**0.00**

CORE DECISION ITEM

Dept Of Mental Health | **Budget Unit 750120B**
Division of Developmental Disabilities
CORE - St. Louis Developmental Disabilities Treatment Center | **Bill Section 10.545**

1. CORE FINANCIAL SUMMARY

	FY 2027 Department Request					FY 2027 Governor's Recommended			
	GR	Federal	Other	Total		GR	Federal	Other	Total
PS	10,584,759	13,548,834	0	24,133,593	**PS**	0	0	0	0
EE	1,973,611	718,822	0	2,692,433	**EE**	0	0	0	0
PSD	0	0	0	0	**PSD**	0	0	0	0
TRF	0	0	0	0	**TRF**	0	0	0	0
Total	**12,558,370**	**14,267,656**	**0**	**26,826,026**	**Total**	**0**	**0**	**0**	**0**
FTE	**103.39**	**401.35**	**0.00**	**504.74**	**FTE**	**0.00**	**0.00**	**0.00**	**0.00**
Est. Fringe	5,946,169	12,005,795	0	17,951,964	**Est. Fringe**	0	0	0	0

Note: Fringes budgeted in Appropriation Bill 5 except for certain fringes budgeted directly to MoDOT, Highway Patrol, and Conservation.

Note: Fringes budgeted in Appropriation Bill 5 except for certain fringes budgeted directly to MoDOT, Highway Patrol, and Conservation.

Federal Funds: 1148:Department of Mental Health Federal

2. CORE DESCRIPTION

The Division of Developmental Disabilities (DD) operates St Louis Developmental Disabilities Treatment Center that provides services as an Intermediate Care Facility for Individuals with Intellectual Disabilities (ICF/IID). As a part of the service system for persons with developmental disabilities, the habilitation center continues to provide ICF/IID level of care in a structured environment on their campus. The primary mission of this facility is to provide active treatment and residential services in an ICF/IID setting. This often demands intensive seven-days-a-week active treatment under close professional supervision in an environment conducive to each individual's development. St Louis Developmental Disabilities Treatment Center also provides statewide crisis beds to help support individuals in need of short-term crisis/evaluation services.

3. PROGRAM LISTING (list programs included in this core funding)

St. Louis DDTC

CORE DECISION ITEM

Dept Of Mental Health | **Budget Unit 750120B**
Division of Developmental Disabilities
CORE - St. Louis Developmental Disabilities Treatment Center | **Bill Section 10.545**

4. FINANCIAL HISTORY

	FY 2023 Actual	FY 2024 Actual	FY 2025 Actual	FY 2026 Current Yr. as of 8/31/25
Appropriations (All Funds)	22,519,977	25,001,799	26,391,084	26,826,026
Less Reverted (All Funds)	(276,316)	(350,770)	(371,587)	(376,751)
Less Restricted (All Funds)*	0	0	0	0
Less Transfers Out	0	0	0	0
Plus Transfers In	0	0	0	0
Budget Authority (All Funds)	22,243,661	24,651,029	26,019,497	26,449,275
Actual Expenditures (all Fund	21,839,376	24,156,757	25,414,751	4,074,094
Unexpended (All Funds)	404,285	494,272	604,746	22,375,181
Unexpended by Fund:				
General Revenue	0	0	14	10,120,999
Federal	404,285	494,272	604,732	12,254,182
Other	0	0	0	0



*Restricted amount is as of Sep 1, 2025

Reverted includes the statutory three-percent reserve amount (when applicable).
Restricted includes any Governor's Expenditure Restrictions which remained at the end of the fiscal year (when applicable).

CORE DECISION ITEM

Dept Of Mental Health | **Budget Unit 750120B**
Division of Developmental Disabilities
CORE - St. Louis Developmental Disabilities Treatment Center | **Bill Section 10.545**

NOTES:

FY 2023, FY 2024 - Federal lapse amounts occurred as a result of vacancies.

FY2025 – Federal Lapse amount is due to reduced expenditures for contract staffing.

CORE DECISION ITEM

Dept Of Mental Health | **Budget Unit 750120B**
Division of Developmental Disabilities
CORE - St. Louis Developmental Disabilities Treatment Center | **Bill Section 10.545**

5. CORE RECONCILIATION DETAIL

	Budget Class	FTE	GR	FED	OTHER	TOTAL	Explanation
TAFP After VETOES							
	PS	504.74	10,584,759	13,548,834	0	24,133,593	
	EE	0.00	1,973,611	718,822	0	2,692,433	
	PD	0.00	0	0	0	0	
	TRF	0.00	0	0	0	0	
	Total	**504.74**	**12,558,370**	**14,267,656**	**0**	**26,826,026**	
One-Times							
	PS	0.00	0	0	0	0	
	EE	0.00	0	0	0	0	
	PD	0.00	0	0	0	0	
	TRF	0.00	0	0	0	0	
	Total	**0.00**	**0**	**0**	**0**	**0**	
FY 27 Beginning Core							
	PS	504.74	10,584,759	13,548,834	0	24,133,593	
	EE	0.00	1,973,611	718,822	0	2,692,433	
	PD	0.00	0	0	0	0	
	TRF	0.00	0	0	0	0	
	Total	**504.74**	**12,558,370**	**14,267,656**	**0**	**26,826,026**	

Department Request Adjustments

CORE DECISION ITEM

Dept Of Mental Health | **Budget Unit 750120B**
Division of Developmental Disabilities
CORE - St. Louis Developmental Disabilities Treatment Center | **Bill Section 10.545**

			Budget Class	FTE	GR	FED	OTHER	TOTAL	Explanation
Core Reallocation	CRA.75B.045	15541	PS	0.00	0	0	0	0	Reallocation to reflect FY27 planned spending
Core Reallocation	CRA.75B.045	15538	PS	0.00	0	0	0	0	Reallocation to reflect FY27 planned spending
Core Reallocation	CRA.75B.045	13040	EE	0.00	0	0	0	0	Reallocation to reflect FY27 planned spending
Core Reallocation	CRA.75B.045	15543	EE	0.00	0	0	0	0	Reallocation to reflect FY27 planned spending
Net Department Request Adjustments				**0.00**	**0**	**0**	**0**	**0**	
Department Request Core									
			PS	504.74	10,584,759	13,548,834	0	24,133,593	
			EE	0.00	1,973,611	718,822	0	2,692,433	
			PD	0.00	0	0	0	0	
			TRF	0.00	0	0	0	0	
			Total	**504.74**	**12,558,370**	**14,267,656**	**0**	**26,826,026**	
Governor's Recommended Core									
			PS	0.00	0	0	0	0	
			EE	0.00	0	0	0	0	
			PD	0.00	0	0	0	0	
			TRF	0.00	0	0	0	0	
			Total	**0.00**	**0**	**0**	**0**	**0**	

CORE DECISION ITEM

Dept Of Mental Health | **Budget Unit 750120B**
Division of Developmental Disabilities
CORE - St. Louis Developmental Disabilities Treatment Center | **Bill Section 10.545**

Summary of the Core by Expenditure Types

	FY25 Budget		FY25 Actual		FY26 Budget		FY26 Actual as of 8/31/25		FY27 DTREQ		FY27 GVREC	
Account	**Dollars**	**FTE**	**Dollars**	**FTE**	**Dollars**	**FTE**	**Dollars**	**FTE**	**Dollars**	**FTE**	**Dollars**	**FTE**
Salary Differential	0	0.00	1,059,701	0.00	1,005,511	0.00	178,219	0.00	1,005,511	0.00	0	0.00
Leave Payouts	0	0.00	58,018	0.00	213,630	0.00	3,703	0.00	213,630	0.00	0	0.00
Benefit Eligible Wages	23,728,222	504.74	21,353,740	408.40	22,849,436	497.49	3,520,015	65.34	22,849,436	481.84	0	0.00
Planned Hourly Wages	0	0.00	413,456	6.07	65,016	7.25	48,498	0.87	65,016	22.90	0	0.00
Provisional Wages	0	0.00	520,661	8.45	0	0.00	4,085	0.11	0	0.00	0	0.00
Total PS	**23,728,222**	**504.74**	**23,405,577**	**422.92**	**24,133,593**	**504.74**	**3,754,520**	**66.32**	**24,133,593**	**504.74**	**0**	**0.00**
In State Travel	3,662	0.00	8,445	0.00	9,809	0.00	3,466	0.00	9,809	0.00	0	0.00
Out of State Travel	1,100	0.00	0	0.00	1,100	0.00	0	0.00	1,100	0.00	0	0.00
Supplies	776,451	0.00	773,940	0.00	784,292	0.00	183,962	0.00	784,292	0.00	0	0.00
Professional Development	8,762	0.00	11,945	0.00	8,762	0.00	584	0.00	8,762	0.00	0	0.00
Communications Services and Supplies	69,446	0.00	34,675	0.00	69,446	0.00	4,659	0.00	69,446	0.00	0	0.00
Professional Services	1,628,432	0.00	976,109	0.00	1,644,015	0.00	72,120	0.00	1,454,015	0.00	0	0.00
Housekeeping and Janitorial Services	21,977	0.00	30,434	0.00	21,977	0.00	5,893	0.00	21,977	0.00	0	0.00
Maintenance and Repair Services	24,680	0.00	47,582	0.00	24,680	0.00	17,439	0.00	24,680	0.00	0	0.00
Motorized Equipment	1,000	0.00	0	0.00	1,000	0.00	0	0.00	191,000	0.00	0	0.00
Office Equipment Expenses	6,398	0.00	15,173	0.00	6,398	0.00	3,719	0.00	6,398	0.00	0	0.00
Other Equipment	81,601	0.00	96,808	0.00	81,601	0.00	24,280	0.00	81,601	0.00	0	0.00
Property and Improvements Expenses	351	0.00	0	0.00	351	0.00	0	0.00	351	0.00	0	0.00
Building Lease Payments Operating	500	0.00	1,629	0.00	500	0.00	0	0.00	500	0.00	0	0.00
Equipment Lease Payments	13,502	0.00	8,153	0.00	13,502	0.00	1,320	0.00	13,502	0.00	0	0.00
Miscellaneous Expenses	25,000	0.00	2,536	0.00	25,000	0.00	2,132	0.00	25,000	0.00	0	0.00
Total EE	**2,662,862**	**0.00**	**2,007,430**	**0.00**	**2,692,433**	**0.00**	**319,574**	**0.00**	**2,692,433**	**0.00**	**0**	**0.00**

CORE DECISION ITEM

Dept Of Mental Health | **Budget Unit 750120B**
Division of Developmental Disabilities
CORE - St. Louis Developmental Disabilities Treatment Center | **Bill Section 10.545**

	FY25 Budget		FY25 Actual		FY26 Budget		FY26 Actual as of 8/31/25		FY27 DTREQ		FY27 GVREC	
Account	**Dollars**	**FTE**	**Dollars**	**FTE**	**Dollars**	**FTE**	**Dollars**	**FTE**	**Dollars**	**FTE**	**Dollars**	**FTE**
Debt Service Expenses	0	0.00	1,744	0.00	0	0.00	0	0.00	0	0.00	0	0.00
Total PSD	**0**	**0.00**	**1,744**	**0.00**	**0**	**0.00**	**0**	**0.00**	**0**	**0.00**	**0**	**0.00**
Grand Total	**26,391,084**	**504.74**	**25,414,751**	**422.92**	**26,826,026**	**504.74**	**4,074,094**	**66.32**	**26,826,026**	**504.74**	**0**	**0.00**

FLEXIBILITY REQUEST FORM

BUDGET UNIT NUMBER:	750120B	**DEPARTMENT:**	Mental Health
BUDGET UNIT NAME:	St. Louis DDTC		
HOUSE BILL SECTION:	10.545	**DIVISION:**	Developmental Disabilities

1. Provide the amount by fund of personal service flexibility and the amount by fund of expense and equipment flexibility you are requesting in dollar and percentage terms and explain why the flexibility is needed. If flexibility is being requested among divisions, provide the amount by fund of flexibility you are requesting in dollar and percentage terms and explain why the flexibility is needed.

Flex appropriations for the facilities allow the Department to:

•Shift funds to follow a consumer who moves to a new location. When a consumer moves from on-campus to a state-operated Individualized Supported Living (ISL) in the community or to another on-campus facility, flexibility is needed to allow funds to move with the consumer in order to cover the cost of services at the new residential setting. The flexibility improves the Division's ability to streamline operations between facilities.

• React to changing conditions in areas such as housekeeping, security and pharmacy. The flex appropriation allows facilities to continually review whether it is more beneficial to contract for services, hire staff in-house to provide these services, or provide a mix of both contracting and in-house services.

• React to emergency situations that could occur in any given fiscal year. Flexibility allows available funds to be shifted to cover critical equipment/supply needs that would otherwise go unmet. This could include such things as client furniture, security enhancements, medical supplies, etc. The flex language allows facilities to flex personal services dollars when available and purchase facility furnishings as needed.

• Pay overtime costs for staff, when funds are available.

• Provide a staff-to-consumer ratio of 1:1, if required for certain DMH consumers. This situation puts an additional strain on personal services needs. The flex language provides the flexibility needed to obtain staff necessary to meet the clients' needs.

• Contract out to fill vacancies if a facility is unable to find someone to hire (i.e., physicians, nursing staff, etc.). Contract staffing expenditures have increased significantly across DD facilities. Without the necessary flex increases, these facilities will face shortfalls in covering their costs.

DEPARTMENT REQUEST

DMH is requesting 10% flexibility between PS and EE, 15% flexibility between facilities and 30% flexibililty for the Purchase of Community Services based on total GR and FED funding for FY 2027. Requested flexibility will allow DMH to ensure staffing needs are met through in-house or contracted staff between Bellefontaine HC, Higginsville HC, Northwest Community Services, Southwest Community Services, St. Louis DDTC and SEMORs.

Facility	PS or E&E	Budget	% Flex Requested	Flex Request Amount
St. Louis DDTC				
	PS	$10,584,759	30%	$3,175,428
	E&E	$1,990,761	30%	$597,228
Total Request GR		$12,575,520	30%	$3,772,656
	PS	$13,548,834	30%	$4,064,650
	E&E	$718,822	30%	$215,647
Total Request FED		$14,267,656	30%	$4,280,297

FLEXIBILITY REQUEST FORM

BUDGET UNIT NUMBER:	750120B	**DEPARTMENT:**	Mental Health
BUDGET UNIT NAME:	St. Louis DDTC		
HOUSE BILL SECTION:	10.545	**DIVISION:**	Developmental Disabilities

2. Estimate how much flexibility will be used for the budget year. How much flexibility was used in the Prior Year Budget and the Current Year Budget? Please specify the amount.

PRIOR YEAR ACTUAL AMOUNT OF FLEXIBILITY USED	CURRENT YEAR ESTIMATED AMOUNT OF FLEXIBILITY THAT WILL BE USED	BUDGET REQUEST ESTIMATED AMOUNT OF FLEXIBILITY THAT WILL BE USED
None used.	Projected to flex $300,000 from EE to PS for overtime.	Flexibility usage is difficult to estimate at this time.

3. Was flexibility approved in the Prior Year Budget or the Current Year Budget? If so, how was the flexibility used during those years?

PRIOR YEAR EXPLAIN ACTUAL USE	CURRENT YEAR EXPLAIN PLANNED USE
None used.	None used.

CORE DECISION ITEM

Dept Of Mental Health | **Budget Unit 750121B**
Division of Developmental Disabilities
CORE - Southeast MO Residential Services | **Bill Section 10.550**

1. CORE FINANCIAL SUMMARY

	FY 2027 Department Request					FY 2027 Governor's Recommended			
	GR	Federal	Other	Total		GR	Federal	Other	Total
PS	5,132,404	5,604,872	0	10,737,276	**PS**	0	0	0	0
EE	149,259	633,384	0	782,643	**EE**	0	0	0	0
PSD	0	0	0	0	**PSD**	0	0	0	0
TRF	0	0	0	0	**TRF**	0	0	0	0
Total	**5,281,663**	**6,238,256**	**0**	**11,519,919**	**Total**	**0**	**0**	**0**	**0**
FTE	**51.65**	**197.54**	**0.00**	**249.19**	**FTE**	**0.00**	**0.00**	**0.00**	**0.00**
Est. Fringe	2,908,007	5,481,293	0	8,389,300	**Est. Fringe**	0	0	0	0

Note: Fringes budgeted in Appropriation Bill 5 except for certain fringes budgeted directly to MoDOT, Highway Patrol, and Conservation.

Note: Fringes budgeted in Appropriation Bill 5 except for certain fringes budgeted directly to MoDOT, Highway Patrol, and Conservation.

Federal Funds: 1148:Department of Mental Health Federal

2. CORE DESCRIPTION

The Division of Developmental Disabilities (DD) operates Southeast Missouri Residential Services (SEMORS) that provides services as an Intermediate Care Facility for Individuals with Intellectual Disabilities (ICF/IID). As a part of the service system for persons with developmental disabilities, the habilitation center continues to provide ICF/IID level of care in a structured environment on their campus. The primary mission of this facility is to provide active treatment and residential services in an ICF/IID setting. This often demands intensive seven-days-a-week active treatment under close professional supervision in an environment conducive to each individual's development. Southeast Missouri Residential Services also provides statewide crisis beds to help support individuals in need of short-term crisis/evaluation services.

3. PROGRAM LISTING (list programs included in this core funding)

Southeast MO Residential Services

CORE DECISION ITEM

Dept Of Mental Health | **Budget Unit 750121B**
Division of Developmental Disabilities
CORE - Southeast MO Residential Services | **Bill Section 10.550**

4. FINANCIAL HISTORY

	FY 2023 Actual	FY 2024 Actual	FY 2025 Actual	FY 2026 Current Yr. as of 8/31/25
Appropriations (All Funds)	10,425,846	10,694,417	11,294,399	11,519,919
Less Reverted (All Funds)	0	(143,604)	(153,107)	(158,450)
Less Restricted (All Funds)*	0	0	0	0
Less Transfers Out	(852,923)	(300,000)	0	0
Plus Transfers In	852,923	300,000	0	0
Budget Authority (All Funds)	10,425,846	10,550,813	11,141,292	11,361,469
Actual Expenditures (all Fund	10,032,877	10,550,796	11,141,292	2,371,714
Unexpended (All Funds)	392,969	17	0	8,989,755
Unexpended by Fund:				
General Revenue	1	15	0	4,428,062
Federal	392,968	3	0	4,561,693
Other	0	0	0	0



*Restricted amount is as of Sep 1, 2025

Reverted includes the statutory three-percent reserve amount (when applicable).
Restricted includes any Governor's Expenditure Restrictions which remained at the end of the fiscal year (when applicable).

NOTES:

FY 2023 - Federal lapse amounts occurred as a result of vacancies.

CORE DECISION ITEM

Dept Of Mental Health | **Budget Unit 750121B**
Division of Developmental Disabilities
CORE - Southeast MO Residential Services | **Bill Section 10.550**

5. CORE RECONCILIATION DETAIL

	Budget Class	FTE	GR	FED	OTHER	TOTAL	Explanation
TAFP After VETOES							
	PS	249.19	5,132,404	5,604,872	0	10,737,276	
	EE	0.00	149,259	633,384	0	782,643	
	PD	0.00	0	0	0	0	
	TRF	0.00	0	0	0	0	
	Total	**249.19**	**5,281,663**	**6,238,256**	**0**	**11,519,919**	
One-Times							
	PS	0.00	0	0	0	0	
	EE	0.00	0	0	0	0	
	PD	0.00	0	0	0	0	
	TRF	0.00	0	0	0	0	
	Total	**0.00**	**0**	**0**	**0**	**0**	
FY 27 Beginning Core							
	PS	249.19	5,132,404	5,604,872	0	10,737,276	
	EE	0.00	149,259	633,384	0	782,643	
	PD	0.00	0	0	0	0	
	TRF	0.00	0	0	0	0	
	Total	**249.19**	**5,281,663**	**6,238,256**	**0**	**11,519,919**	

Department Request Adjustments

CORE DECISION ITEM

Dept Of Mental Health | **Budget Unit 750121B**
Division of Developmental Disabilities
CORE - Southeast MO Residential Services | **Bill Section 10.550**

			Budget Class	FTE	GR	FED	OTHER	TOTAL	Explanation
Core Reallocation	CRA.75B.046	17955	PS	0.00	0	0	0	0	Reallocation to reflect FY27 planned spending
Core Reallocation	CRA.75B.046	17795	PS	0.00	0	0	0	0	Reallocation to reflect FY27 planned spending
Core Reallocation	CRA.75B.046	13041	EE	0.00	0	0	0	0	Reallocation to reflect FY27 planned spending
Core Reallocation	CRA.75B.046	17843	EE	0.00	0	0	0	0	Reallocation to reflect FY27 planned spending
Net Department Request Adjustments				**0.00**	**0**	**0**	**0**	**0**	
Department Request Core									
			PS	249.19	5,132,404	5,604,872	0	10,737,276	
			EE	0.00	149,259	633,384	0	782,643	
			PD	0.00	0	0	0	0	
			TRF	0.00	0	0	0	0	
			Total	**249.19**	**5,281,663**	**6,238,256**	**0**	**11,519,919**	
Governor's Recommended Core									
			PS	0.00	0	0	0	0	
			EE	0.00	0	0	0	0	
			PD	0.00	0	0	0	0	
			TRF	0.00	0	0	0	0	
			Total	**0.00**	**0**	**0**	**0**	**0**	

CORE DECISION ITEM

Dept Of Mental Health | **Budget Unit 750121B**
Division of Developmental Disabilities
CORE - Southeast MO Residential Services | **Bill Section 10.550**

Summary of the Core by Expenditure Types

	FY25 Budget		FY25 Actual		FY26 Budget		FY26 Actual as of 8/31/25		FY27 DTREQ		FY27 GVREC	
Account	**Dollars**	**FTE**	**Dollars**	**FTE**	**Dollars**	**FTE**	**Dollars**	**FTE**	**Dollars**	**FTE**	**Dollars**	**FTE**
Salary Differential	0	0.00	454,872	0.00	496,336	0.00	102,028	0.00	496,336	0.00	0	0.00
Leave Payouts	0	0.00	135,238	0.00	246,060	0.00	7,819	0.00	246,060	0.00	0	0.00
Benefit Eligible Wages	10,528,929	249.19	9,621,734	213.46	9,933,649	248.69	2,126,374	44.00	9,933,649	248.69	0	0.00
Planned Hourly Wages	0	0.00	111,346	3.71	61,231	0.50	36,130	0.94	61,231	0.50	0	0.00
Provisional Wages	0	0.00	33,035	0.64	0	0.00	0	0.00	0	0.00	0	0.00
Per Diem and Stipend Wages	0	0.00	23,263	0.00	0	0.00	0	0.00	0	0.00	0	0.00
Total PS	**10,528,929**	**249.19**	**10,379,489**	**217.81**	**10,737,276**	**249.19**	**2,272,350**	**44.94**	**10,737,276**	**249.19**	**0**	**0.00**
In State Travel	7,289	0.00	25,664	0.00	9,342	0.00	4,004	0.00	16,342	0.00	0	0.00
Fuel and Utilities	330	0.00	5,260	0.00	216	0.00	168	0.00	216	0.00	0	0.00
Supplies	324,752	0.00	358,082	0.00	350,670	0.00	54,478	0.00	343,670	0.00	0	0.00
Professional Development	6,870	0.00	23,917	0.00	6,870	0.00	726	0.00	6,870	0.00	0	0.00
Communications Services and Supplies	35,652	0.00	60,695	0.00	52,452	0.00	3,542	0.00	52,452	0.00	0	0.00
Professional Services	285,703	0.00	68,812	0.00	258,219	0.00	14,368	0.00	227,819	0.00	0	0.00
Housekeeping and Janitorial Services	25,229	0.00	61,526	0.00	25,229	0.00	4,825	0.00	25,229	0.00	0	0.00
Maintenance and Repair Services	27,000	0.00	56,994	0.00	27,000	0.00	5,561	0.00	27,000	0.00	0	0.00
Office Equipment Expenses	13,375	0.00	6,942	0.00	13,375	0.00	779	0.00	7,875	0.00	0	0.00
Other Equipment	26,800	0.00	60,706	0.00	26,800	0.00	6,734	0.00	26,800	0.00	0	0.00
Property and Improvements Expenses	8,525	0.00	725	0.00	8,525	0.00	0	0.00	6,025	0.00	0	0.00
Building Lease Payments Operating	1,225	0.00	23,093	0.00	1,225	0.00	4,011	0.00	39,625	0.00	0	0.00
Equipment Lease Payments	2,135	0.00	1,903	0.00	2,135	0.00	0	0.00	2,135	0.00	0	0.00
Miscellaneous Expenses	585	0.00	5,740	0.00	585	0.00	169	0.00	585	0.00	0	0.00
Total EE	**765,470**	**0.00**	**760,059**	**0.00**	**782,643**	**0.00**	**99,363**	**0.00**	**782,643**	**0.00**	**0**	**0.00**

CORE DECISION ITEM

Dept Of Mental Health
Division of Developmental Disabilities
CORE - Southeast MO Residential Services

Budget Unit 750121B

Bill Section 10.550

	FY25 Budget		FY25 Actual		FY26 Budget		FY26 Actual as of 8/31/25		FY27 DTREQ		FY27 GVREC	
Account	**Dollars**	**FTE**	**Dollars**	**FTE**	**Dollars**	**FTE**	**Dollars**	**FTE**	**Dollars**	**FTE**	**Dollars**	**FTE**
Debt Service Expenses	0	0.00	1,744	0.00	0	0.00	0	0.00	0	0.00	0	0.00
Total PSD	**0**	**0.00**	**1,744**	**0.00**	**0**	**0.00**	**0**	**0.00**	**0**	**0.00**	**0**	**0.00**
Grand Total	**11,294,399**	**249.19**	**11,141,292**	**217.81**	**11,519,919**	**249.19**	**2,371,714**	**44.94**	**11,519,919**	**249.19**	**0**	**0.00**

FLEXIBILITY REQUEST FORM

BUDGET UNIT NUMBER:	750121B	**DEPARTMENT:**	Mental Health
BUDGET UNIT NAME:	Southeast MO Residential Services		
HOUSE BILL SECTION:	10.550	**DIVISION:**	Developmental Disabilities

1. Provide the amount by fund of personal service flexibility and the amount by fund of expense and equipment flexibility you are requesting in dollar and percentage terms and explain why the flexibility is needed. If flexibility is being requested among divisions, provide the amount by fund of flexibility you are requesting in dollar and percentage terms and explain why the flexibility is needed.

Flex appropriations for the facilities allow the Department to:

•Shift funds to follow a consumer who moves to a new location. When a consumer moves from on-campus to a state-operated Individualized Supported Living (ISL) in the community or to another on-campus facility, flexibility is needed to allow funds to move with the consumer in order to cover the cost of services at the new residential setting. The flexibility improves the Division's ability to streamline operations between facilities.

• React to changing conditions in areas such as housekeeping, security and pharmacy. The flex appropriation allows facilities to continually review whether it is more beneficial to contract for services, hire staff in-house to provide these services, or provide a mix of both contracting and in-house services.

• React to emergency situations that could occur in any given fiscal year. Flexibility allows available funds to be shifted to cover critical equipment/supply needs that would otherwise go unmet. This could include such things as client furniture, security enhancements, medical supplies, etc. The flex language allows facilities to flex personal services dollars when available and purchase facility furnishings as needed.

• Pay overtime costs for staff, when funds are available.

• Provide a staff-to-consumer ratio of 1:1, if required for certain DMH consumers. This situation puts an additional strain on personal services needs. The flex language provides the flexibility needed to obtain staff necessary to meet the clients' needs.

• Contract out to fill vacancies if a facility is unable to find someone to hire (i.e., physicians, nursing staff, etc.). Contract staffing expenditures have increased significantly across DD facilities. Without the necessary flex increases, these facilities will face shortfalls in covering their costs.

DEPARTMENT REQUEST

DMH is requesting 10% flexibility between PS and EE, 15% flexibility between facilities, 30% flexibility for the Purchase of Community Services based on total GR and FED funding for FY 2027. Requested flexibility will allow DMH to ensure staffing needs are met through in-house or contracted staff between Bellefontaine HC, Higginsville HC, Northwest Community Services, Southwest Community Services, St. Louis DDTC and SEMORs.

Facility	PS or E&E	Budget	% Flex Requested	Flex Request Amount
Southeast MO Residential Services				
	PS	$5,132,404	30%	$1,539,721
	E&E	$162,670	30%	$48,801
Total Request GR		$5,295,074	30%	$1,588,522
	PS	$5,604,872	30%	$1,681,462
	E&E	$633,384	30%	$190,015
Total Request FED		$6,238,256	30%	$1,871,477

FLEXIBILITY REQUEST FORM

BUDGET UNIT NUMBER:	750121B	**DEPARTMENT:**	Mental Health
BUDGET UNIT NAME:	Southeast MO Residential Services		
HOUSE BILL SECTION:	10.550	**DIVISION:**	Developmental Disabilities

2. Estimate how much flexibility will be used for the budget year. How much flexibility was used in the Prior Year Budget and the Current Year Budget? Please specify the amount.

PRIOR YEAR ACTUAL AMOUNT OF FLEXIBILITY USED	CURRENT YEAR ESTIMATED AMOUNT OF FLEXIBILITY THAT WILL BE USED	BUDGET REQUEST ESTIMATED AMOUNT OF FLEXIBILITY THAT WILL BE USED
None Used.	Flexibility usage is difficult to estimate at this time.	Flexibility usage is difficult to estimate at this time.

3. Was flexibility approved in the Prior Year Budget or the Current Year Budget? If so, how was the flexibility used during those years?

PRIOR YEAR EXPLAIN ACTUAL USE	CURRENT YEAR EXPLAIN PLANNED USE
None Used.	None Used.

CORE DECISION ITEM

Dept Of Mental Health | **Budget Unit 750122B**
Division of Developmental Disabilities
CORE - Southeast MO Residential Services Overtime | **Bill Section 10.550**

1. CORE FINANCIAL SUMMARY

	FY 2027 Department Request					FY 2027 Governor's Recommended			
	GR	Federal	Other	Total		GR	Federal	Other	Total
PS	261,615	91,023	0	352,638	**PS**	0	0	0	0
EE	0	0	0	0	**EE**	0	0	0	0
PSD	0	0	0	0	**PSD**	0	0	0	0
TRF	0	0	0	0	**TRF**	0	0	0	0
Total	**261,615**	**91,023**	**0**	**352,638**	**Total**	**0**	**0**	**0**	**0**
FTE	**0.00**	**0.00**	**0.00**	**0.00**	**FTE**	**0.00**	**0.00**	**0.00**	**0.00**
Est. Fringe	105,222	36,609	0	141,831	**Est. Fringe**	0	0	0	0

Note: Fringes budgeted in Appropriation Bill 5 except for certain fringes budgeted directly to MoDOT, Highway Patrol, and Conservation.

Note: Fringes budgeted in Appropriation Bill 5 except for certain fringes budgeted directly to MoDOT, Highway Patrol, and Conservation.

Federal Funds: 1148:Department of Mental Health Federal

2. CORE DESCRIPTION

The Division of Developmental Disabilities (DD) operates Southeast Missouri Residential Services (SEMORS) that provides services as an Intermediate Care Facility for Individuals with Intellectual Disabilities (ICF/IID). As a part of the service system for persons with developmental disabilities, the habilitation center continues to provide ICF/IID level of care in a structured environment on their campus. The primary mission of this facility is to provide active treatment and residential services in an ICF/IID setting. This often demands intensive seven-days-a-week active treatment under close professional supervision in an environment conducive to each individual's development. This appropriation is for a portion of the overtime cost needed to operate this 24/7 facility.

3. PROGRAM LISTING (list programs included in this core funding)

Southeast MO Residential Services Overtime

CORE DECISION ITEM

Dept Of Mental Health | **Budget Unit 750122B**
Division of Developmental Disabilities
CORE - Southeast MO Residential Services Overtime | **Bill Section 10.550**

4. FINANCIAL HISTORY

	FY 2023 Actual	FY 2024 Actual	FY 2025 Actual	FY 2026 Current Yr. as of 8/31/25
Appropriations (All Funds)	311,242	338,321	349,147	352,638
Less Reverted (All Funds)	0	0	0	0
Less Restricted (All Funds)*	0	0	0	0
Less Transfers Out	0	0	0	0
Plus Transfers In	0	0	0	0
Budget Authority (All Funds)	311,242	338,321	349,147	352,638
Actual Expenditures (all Fund	311,242	338,321	349,147	324,988
Unexpended (All Funds)	0	0	0	27,650
Unexpended by Fund:				
General Revenue	0	0	0	1,631
Federal	0	0	0	26,019
Other	0	0	0	0

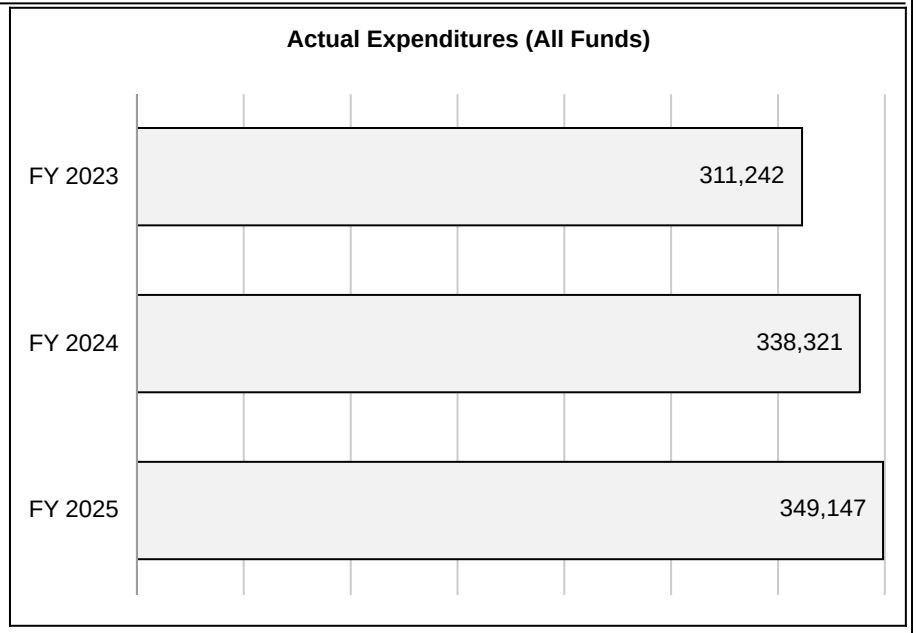

*Restricted amount is as of Sep 1, 2025

Reverted includes the statutory three-percent reserve amount (when applicable).
Restricted includes any Governor's Expenditure Restrictions which remained at the end of the fiscal year (when applicable).

CORE DECISION ITEM

Dept Of Mental Health | **Budget Unit 750122B**
Division of Developmental Disabilities
CORE - Southeast MO Residential Services Overtime | **Bill Section 10.550**

5. CORE RECONCILIATION DETAIL

	Budget Class	FTE	GR	FED	OTHER	TOTAL	Explanation
TAFP After VETOES							
	PS	0.00	261,615	91,023	0	352,638	
	EE	0.00	0	0	0	0	
	PD	0.00	0	0	0	0	
	TRF	0.00	0	0	0	0	
	Total	**0.00**	**261,615**	**91,023**	**0**	**352,638**	
One-Times							
	PS	0.00	0	0	0	0	
	EE	0.00	0	0	0	0	
	PD	0.00	0	0	0	0	
	TRF	0.00	0	0	0	0	
	Total	**0.00**	**0**	**0**	**0**	**0**	
FY 27 Beginning Core							
	PS	0.00	261,615	91,023	0	352,638	
	EE	0.00	0	0	0	0	
	PD	0.00	0	0	0	0	
	TRF	0.00	0	0	0	0	
	Total	**0.00**	**261,615**	**91,023**	**0**	**352,638**	

Department Request Adjustments

CORE DECISION ITEM

Dept Of Mental Health | **Budget Unit 750122B**
Division of Developmental Disabilities
CORE - Southeast MO Residential Services Overtime | **Bill Section 10.550**

			Budget Class	FTE	GR	FED	OTHER	TOTAL	Explanation
Core Reallocation	CRA.75B.046	17957	PS	0.00	0	0	0	0	Reallocation to reflect FY27 planned spending
Core Reallocation	CRA.75B.046	17796	PS	0.00	0	0	0	0	Reallocation to reflect FY27 planned spending
Net Department Request Adjustments				**0.00**	**0**	**0**	**0**	**0**	
Department Request Core									
			PS	0.00	261,615	91,023	0	352,638	
			EE	0.00	0	0	0	0	
			PD	0.00	0	0	0	0	
			TRF	0.00	0	0	0	0	
			Total	**0.00**	**261,615**	**91,023**	**0**	**352,638**	
Governor's Recommended Core									
			PS	0.00	0	0	0	0	
			EE	0.00	0	0	0	0	
			PD	0.00	0	0	0	0	
			TRF	0.00	0	0	0	0	
			Total	**0.00**	**0**	**0**	**0**	**0**	

CORE DECISION ITEM

Dept Of Mental Health | **Budget Unit 750122B**
Division of Developmental Disabilities
CORE - Southeast MO Residential Services Overtime | **Bill Section 10.550**

Summary of the Core by Expenditure Types

	FY25 Budget		FY25 Actual		FY26 Budget		FY26 Actual as of 8/31/25		FY27 DTREQ		FY27 GVREC	
Account	**Dollars**	**FTE**	**Dollars**	**FTE**	**Dollars**	**FTE**	**Dollars**	**FTE**	**Dollars**	**FTE**	**Dollars**	**FTE**
Leave Payouts	0	0.00	12,303	0.00	0	0.00	40,157	0.00	0	0.00	0	0.00
Benefit Eligible Wages	349,147	0.00	336,224	8.24	352,638	0.00	283,034	6.00	352,638	0.00	0	0.00
Planned Hourly Wages	0	0.00	0	0.00	0	0.00	1,797	0.02	0	0.00	0	0.00
Per Diem and Stipend Wages	0	0.00	620	0.00	0	0.00	0	0.00	0	0.00	0	0.00
Total PS	**349,147**	**0.00**	**349,147**	**8.24**	**352,638**	**0.00**	**324,988**	**6.03**	**352,638**	**0.00**	**0**	**0.00**
Grand Total	**349,147**	**0.00**	**349,147**	**8.24**	**352,638**	**0.00**	**324,988**	**6.03**	**352,638**	**0.00**	**0**	**0.00**

CORE DECISION ITEM

Dept Of Mental Health | **Budget Unit 750123B**
Division of Developmental Disabilities
CORE - Tuberous Sclerosis Complex | **Bill Section 10.555**

1. CORE FINANCIAL SUMMARY

	FY 2027 Department Request					FY 2027 Governor's Recommended			
	GR	Federal	Other	Total		GR	Federal	Other	Total
PS	0	0	0	0	**PS**	0	0	0	0
EE	0	0	0	0	**EE**	0	0	0	0
PSD	500,000	0	0	500,000	**PSD**	0	0	0	0
TRF	0	0	0	0	**TRF**	0	0	0	0
Total	**500,000**	**0**	**0**	**500,000**	**Total**	**0**	**0**	**0**	**0**
FTE	**0.00**	**0.00**	**0.00**	**0.00**	**FTE**	**0.00**	**0.00**	**0.00**	**0.00**
Est. Fringe	0	0	0	0	**Est. Fringe**	0	0	0	0

Note: Fringes budgeted in Appropriation Bill 5 except for certain fringes budgeted directly to MoDOT, Highway Patrol, and Conservation.

Note: Fringes budgeted in Appropriation Bill 5 except for certain fringes budgeted directly to MoDOT, Highway Patrol, and Conservation.

2. CORE DESCRIPTION

Tuberous sclerosis complex (TSC) is a genetic disorder that involves growth of tumors or other abnormalities in multiple organs of the body including the brain, skin, eye, heart, lungs, and kidneys. This disease can have many different presentations and symptoms, but most commonly TSC afflicts infants and children with developmental delay, intellectual disability, autism, and intractable seizures. As a result, many people with TSC and their families are left dealing with life-long neurological disabilities. Although TSC is not widely recognized by the general public and receives relatively limited clinical resources, TSC has a similar prevalence as the better-known neurological disease, Duchenne's muscular dystrophy, and is more common than Amyotrophic lateral sclerosis (ALS-Lou Gehrig's disease). Thus, there is a great need to develop ways to help improve the lives of this significant population of patients through better clinical care and research.

This appropriation is used for research and treatment of tuberous sclerosis.

3. PROGRAM LISTING (list programs included in this core funding)

Tuberous Sclerosis Complex

CORE DECISION ITEM

Dept Of Mental Health
Division of Developmental Disabilities
CORE - Tuberous Sclerosis Complex

Budget Unit 750123B

Bill Section 10.555

4. FINANCIAL HISTORY

	FY 2023 Actual	FY 2024 Actual	FY 2025 Actual	FY 2026 Current Yr. as of 8/31/25
Appropriations (All Funds)	250,000	500,000	500,000	500,000
Less Reverted (All Funds)	(7,500)	(15,000)	(15,000)	(15,000)
Less Restricted (All Funds)*	0	0	0	0
Less Transfers Out	0	0	0	0
Plus Transfers In	0	0	0	0
Budget Authority (All Funds)	242,500	485,000	485,000	485,000
Actual Expenditures (all Fund	242,500	485,000	485,000	0
Unexpended (All Funds)	0	0	0	485,000
Unexpended by Fund:				
General Revenue	0	0	0	485,000
Federal	0	0	0	0
Other	0	0	0	0



*Restricted amount is as of Sep 1, 2025

Reverted includes the statutory three-percent reserve amount (when applicable).
Restricted includes any Governor's Expenditure Restrictions which remained at the end of the fiscal year (when applicable).

NOTES:

FY 2024 - The appropriation amount was increased in FY2024 by $250,000.

CORE DECISION ITEM

Dept Of Mental Health | **Budget Unit 750123B**
Division of Developmental Disabilities
CORE - Tuberous Sclerosis Complex | **Bill Section 10.555**

5. CORE RECONCILIATION DETAIL

	Budget Class	FTE	GR	FED	OTHER	TOTAL	Explanation
TAFP After VETOES							
	PS	0.00	0	0	0	0	
	EE	0.00	0	0	0	0	
	PD	0.00	500,000	0	0	500,000	
	TRF	0.00	0	0	0	0	
	Total	**0.00**	**500,000**	**0**	**0**	**500,000**	
One-Times							
	PS	0.00	0	0	0	0	
	EE	0.00	0	0	0	0	
	PD	0.00	0	0	0	0	
	TRF	0.00	0	0	0	0	
	Total	**0.00**	**0**	**0**	**0**	**0**	
FY 27 Beginning Core							
	PS	0.00	0	0	0	0	
	EE	0.00	0	0	0	0	
	PD	0.00	500,000	0	0	500,000	
	TRF	0.00	0	0	0	0	
	Total	**0.00**	**500,000**	**0**	**0**	**500,000**	

Department Request Adjustments

CORE DECISION ITEM

Dept Of Mental Health | **Budget Unit 750123B**
Division of Developmental Disabilities
CORE - Tuberous Sclerosis Complex | **Bill Section 10.555**

	Budget Class	FTE	GR	FED	OTHER	TOTAL	Explanation
Net Department Request Adjustments		**0.00**	**0**	**0**	**0**	**0**	
Department Request Core							
	PS	0.00	0	0	0	0	
	EE	0.00	0	0	0	0	
	PD	0.00	500,000	0	0	500,000	
	TRF	0.00	0	0	0	0	
	Total	**0.00**	**500,000**	**0**	**0**	**500,000**	
Governor's Recommended Core							
	PS	0.00	0	0	0	0	
	EE	0.00	0	0	0	0	
	PD	0.00	0	0	0	0	
	TRF	0.00	0	0	0	0	
	Total	**0.00**	**0**	**0**	**0**	**0**	

CORE DECISION ITEM

Dept Of Mental Health | **Budget Unit 750123B**
Division of Developmental Disabilities
CORE - Tuberous Sclerosis Complex | **Bill Section 10.555**

Summary of the Core by Expenditure Types

	FY25 Budget		FY25 Actual		FY26 Budget		FY26 Actual as of 8/31/25		FY27 DTREQ		FY27 GVREC	
Account	**Dollars**	**FTE**	**Dollars**	**FTE**	**Dollars**	**FTE**	**Dollars**	**FTE**	**Dollars**	**FTE**	**Dollars**	**FTE**
Program Disbursements	500,000	0.00	485,000	0.00	500,000	0.00	0	0.00	500,000	0.00	0	0.00
Total PSD	**500,000**	**0.00**	**485,000**	**0.00**	**500,000**	**0.00**	**0**	**0.00**	**500,000**	**0.00**	**0**	**0.00**
Grand Total	**500,000**	**0.00**	**485,000**	**0.00**	**500,000**	**0.00**	**0**	**0.00**	**500,000**	**0.00**	**0**	**0.00**

JOB CLASS DETAIL

	FY25 Budget		FY25 Actual		FY26 Budget		FY26 Actual as of 8/31/25		FY27 DTREQ Core		FY27 DTREQ New Decision Items		FY27 GVREC Core		FY27 GVREC New Decision Items	
	Amount	FTE	Amount	FTE	Amount	FTE	Amount	FTE	Amount	FTE	Amount	FTE	Amount	FTE	Amount	FTE
Dept Of Mental Health																
002061 - COOK I	0	0.00	(6)	0.00	0	0.00	0	0.00	0	0.00	0	0.00	0	0.00	0	0.00
009700 - STATE DEPARTMENT DIRECTOR	193,144	1.00	216,124	1.00	242,000	1.00	39,417	0.17	242,000	1.00	0	0.00	0	0.00	0	0.00
009702 - DEPUTY STATE DEPT DIRECTOR	276,516	2.00	290,477	1.92	185,512	1.00	55,396	0.33	340,105	2.00	0	0.00	0	0.00	0	0.00
009703 - DESIGNATED PRINCIPAL ASST DEPT	330,171	2.79	304,025	2.56	363,169	2.79	57,539	0.45	361,703	2.79	0	0.00	0	0.00	0	0.00
009705 - DIVISION DIRECTOR	430,386	3.00	386,628	2.66	471,993	3.00	76,035	0.51	464,820	3.00	0	0.00	0	0.00	0	0.00
009706 - DEPUTY DIVISION DIRECTOR	615,160	5.00	623,166	5.00	669,303	5.00	93,317	0.71	664,606	5.26	0	0.00	0	0.00	0	0.00
009707 - DESIGNATED PRINCIPAL ASST DIV	600,955	5.53	634,052	5.33	642,500	5.69	123,538	1.00	767,885	6.99	0	0.00	0	0.00	0	0.00
009715 - ADMINISTRATIVE ASSISTANT	63,473	0.74	0	0.00	41,649	0.49	0	0.00	41,650	0.49	0	0.00	0	0.00	0	0.00
009719 - PROJECT MANAGER	0	0.00	0	0.00	0	0.00	0	0.00	85,511	1.00	0	0.00	0	0.00	0	0.00
009722 - ASSOCIATE COUNSEL	553,472	6.16	706,874	8.34	646,019	6.30	109,568	1.30	756,098	7.48	0	0.00	0	0.00	0	0.00
009724 - PROJECT SPECIALIST	578,177	7.52	0	0.00	328,040	5.08	0	0.00	224,195	3.15	0	0.00	0	0.00	0	0.00
009725 - PROGRAM MANAGER	0	0.00	0	0.00	78,000	1.00	0	0.00	0	0.00	0	0.00	0	0.00	0	0.00
009730 - PARALEGAL	114,322	2.00	0	0.00	31,938	1.00	0	0.00	67,307	1.00	0	0.00	0	0.00	0	0.00
009731 - INSTITUTION SUPERINTENDENT	1,337,396	11.50	1,199,197	9.93	1,391,303	12.00	240,370	1.96	1,512,004	12.00	0	0.00	0	0.00	0	0.00
009733 - PASTORAL COUNSELOR	356,150	5.05	285,822	4.00	344,320	5.05	43,642	0.69	331,053	5.05	0	0.00	0	0.00	0	0.00
009734 - LEGAL COUNSEL	134,614	1.00	134,440	1.00	148,075	1.00	24,118	0.17	148,076	1.00	0	0.00	0	0.00	0	0.00
009736 - HEARINGS OFFICER	39,262	0.50	37,104	0.50	39,263	0.50	6,238	0.08	39,634	0.50	0	0.00	0	0.00	0	0.00
009739 - COMMISSION MEMBER	9,391	0.35	0	0.00	0	0.00	0	0.00	0	0.00	0	0.00	0	0.00	0	0.00
009743 - STUDENT INTERN	252,916	7.13	174,410	4.99	251,743	7.13	37,412	1.08	251,046	7.13	0	0.00	0	0.00	0	0.00
009746 - CLIENT/PATIENT WORKER	989,875	12.35	6,990	0.10	13,762	3.08	1,691	0.02	12,000	0.77	0	0.00	0	0.00	0	0.00
009750 - ADMINISTRATIVE SECRETARY	25,776	0.49	0	0.00	25,776	0.49	0	0.00	0	0.00	0	0.00	0	0.00	0	0.00
009752 - CLERK	17,150	0.49	135	0.00	0	0.00	0	0.00	0	0.00	0	0.00	0	0.00	0	0.00
009753 - TYPIST	125,098	1.55	20,860	0.59	66,466	1.05	2,223	0.06	68,258	1.25	0	0.00	0	0.00	0	0.00
009755 - OFFICE WORKER MISCELLANEOUS	161,807	3.17	74,290	1.61	59,816	1.00	11,014	0.25	51,922	1.50	0	0.00	0	0.00	0	0.00
009757 - RECEPTIONIST	18,072	0.49	0	0.00	18,072	0.49	0	0.00	18,072	0.49	0	0.00	0	0.00	0	0.00
009759 - DEPUTY GENERAL COUNSEL - DIV	109,935	1.00	110,059	1.00	127,525	1.00	19,697	0.17	127,525	1.00	0	0.00	0	0.00	0	0.00
009770 - STOREKEEPER	18,659	0.49	0	0.00	18,659	0.49	0	0.00	0	0.00	0	0.00	0	0.00	0	0.00
009780 - ACCOUNT CLERK	12,384	0.25	0	0.00	0	0.00	0	0.00	34,947	0.00	0	0.00	0	0.00	0	0.00
009781 - ACCOUNTANT	48,025	1.16	0	0.00	25,321	0.49	0	0.00	25,321	0.49	0	0.00	0	0.00	0	0.00
009788 - FISCAL CONSULTANT	79,084	0.69	0	0.00	79,084	0.69	0	0.00	0	0.00	0	0.00	0	0.00	0	0.00
009810 - MISCELLANEOUS TECHNICAL	282,565	4.54	97,068	1.88	315,529	5.50	17,440	0.33	194,836	4.00	0	0.00	0	0.00	0	0.00
009811 - MISCELLANEOUS PROFESSIONAL	1,071,954	15.77	417,514	4.43	249,109	4.29	68,097	0.73	460,889	7.42	0	0.00	0	0.00	0	0.00
009812 - MISCELLANEOUS SUPERVISORY	55,830	0.98	25,760	0.51	0	0.00	2,824	0.06	0	0.00	0	0.00	0	0.00	0	0.00
009813 - MISCELLANEOUS ADMINISTRATIVE	193,709	1.49	41,668	0.48	117,316	0.49	5,930	0.07	20,911	0.00	0	0.00	0	0.00	0	0.00
009830 - DOMESTIC SERVICE WORKER	120,866	3.74	43,218	1.19	155,193	4.34	4,193	0.12	17,163	0.50	0	0.00	0	0.00	0	0.00
009833 - SEAMSTRESS	0	0.00	3,775	0.11	0	0.00	2,337	0.07	0	0.00	0	0.00	0	0.00	0	0.00
009835 - JANITOR	0	0.00	0	0.00	0	0.00	0	0.00	17,163	0.49	0	0.00	0	0.00	0	0.00
009836 - EDUCATIONAL AIDE	105,462	2.98	130,621	3.22	124,593	2.98	17,696	0.43	175,731	3.98	0	0.00	0	0.00	0	0.00
009847 - DENTIST	205,150	1.50	212,137	1.01	201,986	1.50	38,891	0.18	206,564	1.50	0	0.00	0	0.00	0	0.00
009851 - LABORATORY TECHNICIAN	50,872	1.00	54,011	1.06	51,339	1.00	8,625	0.17	52,339	1.00	0	0.00	0	0.00	0	0.00
009859 - PSYCHIATRIST	11,827,944	45.04	7,758,758	26.17	11,621,981	44.29	1,204,183	4.02	12,548,575	46.34	0	0.00	0	0.00	0	0.00
009862 - RESIDENT PHYSICIAN	1,008,958	18.00	1,193,827	17.03	1,020,866	18.00	206,933	2.89	1,020,525	18.00	0	0.00	0	0.00	0	0.00
009863 - STAFF PHYSICIAN	1,472,267	5.48	1,030,395	4.03	1,474,967	4.99	168,418	0.66	959,751	3.00	0	0.00	0	0.00	0	0.00
009864 - STAFF PHYSICIAN SPECIALIST	1,596,203	3.99	459,834	1.55	792,822	1.99	78,970	0.26	632,199	1.99	0	0.00	0	0.00	0	0.00
009865 - MEDICAL ADMINISTRATOR	962,032	3.01	671,638	2.00	1,272,937	4.01	115,584	0.33	1,282,380	4.01	0	0.00	0	0.00	0	0.00
009866 - CONSULTING PHYSICIAN	640,182	2.69	142,787	0.66	612,698	2.69	20,866	0.11	452,748	2.20	0	0.00	0	0.00	0	0.00
009870 - SPECIAL ASST OFFICIAL & ADMSTR	2,814,841	28.60	2,648,307	24.99	2,899,174	28.25	456,684	4.06	2,767,174	27.01	0	0.00	0	0.00	0	0.00
009871 - SPECIAL ASST PROFESSIONAL	6,122,526	80.34	4,090,690	42.20	5,567,599	70.61	675,551	6.75	4,390,506	58.27	0	0.00	0	0.00	0	0.00
009874 - SPECIAL ASST PARAPROFESSIONAL	69,777	1.00	214	0.00	69,777	1.00	0	0.00	0	0.00	0	0.00	0	0.00	0	0.00
009875 - SPECIAL ASST OFFICE & CLERICAL	756,728	15.54	567,774	9.81	692,464	13.67	93,700	1.50	622,986	12.81	0	0.00	0	0.00	0	0.00
009878 - PRINCIPAL ASST BOARD/COMMISSON	60,975	1.00	67,228	1.00	82,060	1.25	12,013	0.17	90,750	1.63	0	0.00	0	0.00	0	0.00
009880 - DIRECT CARE AIDE	2,458,757	88.03	239,810	5.84	2,318,274	114.07	32,541	0.72	143,964	48.65	0	0.00	0	0.00	0	0.00
009881 - LICENSED PRACTICAL NURSE	31,071	0.75	16,703	0.25	31,071	0.75	0	0.00	0	0.00	0	0.00	0	0.00	0	0.00
009882 - REGISTERED NURSE	2,121,183	46.58	4,900	0.06	1,280,587	25.19	0	0.00	1,147,295	23.70	0	0.00	0	0.00	0	0.00
009885 - NURSE CLINICIAN/PRACTITIONER	2,867,810	16.00	2,493,301	17.34	2,634,060	18.00	443,900	3.07	3,645,551	26.50	0	0.00	0	0.00	0	0.00
009890 - THERAPY AIDE	66,006	0.83	0	0.00	55,344	0.83	0	0.00	18,106	0.34	0	0.00	0	0.00	0	0.00
009891 - THERAPIST	148,231	1.49	7,837	0.08	124,387	1.49	0	0.00	91,599	1.00	0	0.00	0	0.00	0	0.00
009893 - THERAPY CONSULTANT	85,926	1.18	0	0.00	34,341	0.20	0	0.00	34,341	0.20	0	0.00	0	0.00	0	0.00
009894 - PSYCHOLOGIST	198,144	2.00	0	0.00	449,144	4.00	0	0.00	334,144	3.00	0	0.00	0	0.00	0	0.00
009897 - REHABILITATION WORKER	0	0.00	440	0.01	0	0.00	0	0.00	0	0.00	0	0.00	0	0.00	0	0.00

JOB CLASS DETAIL

	FY25 Budget		FY25 Actual		FY26 Budget		FY26 Actual as of 8/31/25		FY27 DTREQ Core		FY27 DTREQ New Decision Items		FY27 GVREC Core		FY27 GVREC New Decision Items	
	Amount	FTE	Amount	FTE	Amount	FTE	Amount	FTE	Amount	FTE	Amount	FTE	Amount	FTE	Amount	FTE
009899 - PSYCHOLOGICAL RESIDENT	200,872	3.00	468,179	6.64	287,179	3.00	82,788	1.17	200,496	3.00	0	0.00	0	0.00	0	0.00
009901 - HEALTH PROGRAM SPECIALIST	1,482	0.00	52,886	3.39	0	0.00	3,413	0.22	10,000	0.00	0	0.00	0	0.00	0	0.00
009905 - PHARMACIST	75,395	0.54	0	0.00	8,450	0.05	0	0.00	0	0.00	0	0.00	0	0.00	0	0.00
009906 - PHYSICIAN ASSISTANT	258,256	1.60	355,636	2.84	383,892	2.60	22,529	0.17	269,020	1.60	0	0.00	0	0.00	0	0.00
009907 - SPEECH PATHOLOGIST	152,334	1.49	0	0.00	0	0.00	0	0.00	0	0.00	0	0.00	0	0.00	0	0.00
009908 - PODIATRIST	11,120	0.05	0	0.00	11,120	0.05	0	0.00	11,344	0.05	0	0.00	0	0.00	0	0.00
009941 - SOCIAL SERVICES WORKER	0	0.00	0	0.00	82,833	1.00	0	0.00	0	0.00	0	0.00	0	0.00	0	0.00
009942 - SOCIAL SERVICES SUPERVISOR	33,231	0.50	0	0.00	35,401	0.50	0	0.00	35,401	0.50	0	0.00	0	0.00	0	0.00
009951 - MAINTENANCE WORKER	11,675	0.05	0	0.00	20,676	0.30	0	0.00	0	0.00	0	0.00	0	0.00	0	0.00
009979 - SECURITY OFFICER	13,104	1.49	2,541	0.04	0	0.00	0	0.00	0	0.00	0	0.00	0	0.00	0	0.00
009980 - SECURITY GUARD	123,252	2.94	0	0.00	123,252	2.94	0	0.00	0	0.00	0	0.00	0	0.00	0	0.00
009984 - SPECIAL PROGRAM PARTICIPANT	156	0.00	79,891	5.12	0	0.00	12,350	0.79	35,000	0.00	0	0.00	0	0.00	0	0.00
009988 - BEAUTICIAN	0	0.00	8	0.00	0	0.00	0	0.00	0	0.00	0	0.00	0	0.00	0	0.00
009989 - DRIVER	0	0.00	1,827	0.03	0	0.00	126	0.00	0	0.00	0	0.00	0	0.00	0	0.00
02AM10 - ADMINISTRATIVE SUPPORT CLERK	4,083,461	108.19	3,503,463	98.23	3,894,747	104.19	570,892	15.68	3,875,113	107.69	0	0.00	0	0.00	0	0.00
02AM20 - ADMIN SUPPORT ASSISTANT	6,077,985	164.46	5,648,017	147.51	6,097,673	154.96	981,254	24.85	6,462,714	157.21	0	0.00	0	0.00	0	0.00
02AM30 - LEAD ADMIN SUPPORT ASSISTANT	2,836,472	67.51	2,929,939	70.03	3,015,840	68.75	503,408	11.62	2,928,052	67.63	0	0.00	0	0.00	0	0.00
02AM40 - ADMIN SUPPORT PROFESSIONAL	1,059,345	20.00	1,109,597	20.46	1,324,216	23.00	183,565	3.24	1,341,226	24.00	0	0.00	0	0.00	0	0.00
02AM50 - ADMINISTRATIVE MANAGER	1,411,018	18.00	1,437,775	18.41	1,580,443	19.00	248,666	3.00	1,569,435	19.00	0	0.00	0	0.00	0	0.00
02CS20 - CUSTOMER SERVICE REP	0	0.00	0	0.00	0	0.00	1,708	0.04	0	0.00	0	0.00	0	0.00	0	0.00
02CS30 - LEAD CUSTOMER SERVICE REP	0	0.00	47,035	1.00	1,884	0.00	8,144	0.17	26,590	0.54	0	0.00	0	0.00	0	0.00
02PM10 - BUSINESS PROJECT MANAGER	0	0.00	105,022	1.50	4,901	0.00	24,038	0.33	143,117	2.00	0	0.00	0	0.00	0	0.00
02PM20 - SR BUSINESS PROJECT MANAGER	168,633	2.00	249,640	2.88	182,829	2.00	46,367	0.50	180,108	2.00	0	0.00	0	0.00	0	0.00
02PM30 - PRINCIPAL BUSINESS PROJECT MGR	131,067	1.96	86,599	0.83	145,809	1.64	13,611	0.13	107,452	1.64	0	0.00	0	0.00	0	0.00
02PS10 - PROGRAM ASSISTANT	122,474	2.50	148,160	3.04	149,873	3.00	24,391	0.47	149,409	3.00	0	0.00	0	0.00	0	0.00
02PS20 - PROGRAM SPECIALIST	2,409,682	41.81	2,378,376	43.22	2,634,308	43.78	393,792	6.97	2,810,733	48.45	0	0.00	0	0.00	0	0.00
02PS30 - SENIOR PROGRAM SPECIALIST	557,623	6.58	1,477,591	20.71	1,312,194	16.68	273,243	3.74	1,341,983	17.49	147,264	2.00	0	0.00	0	0.00
02PS40 - PROGRAM COORDINATOR	3,269,725	45.86	2,616,811	33.79	3,097,020	41.89	384,536	4.77	3,095,261	39.32	0	0.00	0	0.00	0	0.00
02PS50 - PROGRAM MANAGER	2,658,398	28.00	2,815,403	30.53	2,827,252	29.20	489,762	5.10	2,883,116	28.03	0	0.00	0	0.00	0	0.00
02RD20 - ASSOC RESEARCH/DATA ANALYST	217,942	5.00	214,162	4.78	221,163	5.00	39,665	0.86	196,593	4.25	0	0.00	0	0.00	0	0.00
02RD30 - RESEARCH/DATA ANALYST	1,044,004	15.77	666,415	10.57	949,564	13.64	103,849	1.58	927,865	14.75	0	0.00	0	0.00	0	0.00
02RD40 - SENIOR RESEARCH/DATA ANALYST	333,229	4.00	558,521	6.84	425,290	5.00	97,440	1.17	406,016	5.00	0	0.00	0	0.00	0	0.00
02RD50 - RESEARCH DATA ANALYSIS SPV/MG	178,514	1.85	190,834	2.00	195,691	1.85	33,994	0.33	211,271	2.00	0	0.00	0	0.00	0	0.00
02SK10 - STORES/WAREHOUSE ASSISTANT	1,700,814	45.50	1,662,641	46.20	1,869,816	48.50	292,728	7.94	1,882,843	48.50	0	0.00	0	0.00	0	0.00
02SK20 - STORES/WAREHOUSE ASSOCIATE	473,595	12.00	481,907	12.29	481,314	12.00	78,183	1.94	499,647	12.00	0	0.00	0	0.00	0	0.00
02SK30 - STORES/WAREHOUSE SUPERVISOR	579,367	13.00	526,254	11.07	564,373	12.00	83,885	1.77	528,547	11.00	0	0.00	0	0.00	0	0.00
03PR10 - PUBLIC RELATIONS SPECIALIST	0	0.00	70,907	1.22	59,589	1.00	11,300	0.19	79,589	1.79	0	0.00	0	0.00	0	0.00
04CY10 - CORRECTIONAL OFFICER	0	0.00	(334)	(0.01)	0	0.00	0	0.00	0	0.00	0	0.00	0	0.00	0	0.00
05AO10 - ADDICTION COUNSELOR	149,845	3.00	166,719	3.27	154,728	3.00	26,307	0.51	204,254	4.00	0	0.00	0	0.00	0	0.00
05AO20 - SENIOR ADDICTION COUNSELOR	53,782	1.00	54,359	1.00	54,325	1.00	9,213	0.17	54,325	1.00	0	0.00	0	0.00	0	0.00
05BA10 - BEHAVIOR ANALYST	1,591,578	16.60	1,557,528	17.37	1,628,161	18.10	248,038	2.75	1,816,453	20.00	0	0.00	0	0.00	0	0.00
05BC10 - BARBER/COSMETOLOGIST	181,251	4.60	159,473	4.04	178,026	4.60	25,279	0.63	178,067	4.60	0	0.00	0	0.00	0	0.00
05BT10 - BEHAVIORAL TECHNICIAN	2,219,728	52.00	7,868,521	172.84	7,369,828	169.22	1,627,393	34.89	9,881,515	202.22	0	0.00	0	0.00	0	0.00
05BT20 - SUPERVISING BEHAVIORAL TECH	259,806	6.00	273,219	6.14	306,365	7.00	89,732	1.83	372,355	8.00	0	0.00	0	0.00	0	0.00
05DI10 - DIETITIAN	807,735	13.50	616,512	9.87	781,149	12.50	109,828	1.74	935,282	14.50	0	0.00	0	0.00	0	0.00
05DI20 - DIETITIAN SUPERVISOR	364,422	5.00	354,331	4.89	353,246	5.00	53,307	0.75	423,138	6.00	0	0.00	0	0.00	0	0.00
05DI30 - DIETITIAN MANAGER	66,394	1.00	0	0.00	0	0.00	0	0.00	0	0.00	0	0.00	0	0.00	0	0.00
05DI40 - DIETETIC COORDINATOR	668,368	8.00	512,239	6.00	674,193	8.00	86,940	1.00	430,366	5.00	0	0.00	0	0.00	0	0.00
05DT10 - DENTAL ASSISTANT	60,275	1.50	71,436	1.85	99,826	2.50	12,397	0.30	99,880	2.50	0	0.00	0	0.00	0	0.00
05DT20 - DENTAL HYGIENIST	55,684	1.00	0	0.00	0	0.00	0	0.00	0	0.00	0	0.00	0	0.00	0	0.00
05DT30 - DENTIST	148,108	1.00	146,101	1.00	136,373	1.00	24,940	0.17	149,965	1.00	0	0.00	0	0.00	0	0.00
05HI10 - HEALTH INFORMATION TECHNICIAN	420,208	9.00	288,319	6.01	419,667	9.00	49,102	0.98	423,524	9.00	0	0.00	0	0.00	0	0.00
05HI20 - HEALTH INFO ADMINISTRATOR	426,454	7.00	451,225	6.90	416,173	7.00	90,262	1.38	513,541	8.00	0	0.00	0	0.00	0	0.00
05HP10 - HEALTHCARE PRACTITIONER	10,157	0.00	338,166	2.56	127,596	1.00	89,196	0.67	293,918	2.24	0	0.00	0	0.00	0	0.00
05NU10 - LICENSED PRACTICAL NURSE	10,484,721	181.20	8,538,805	133.99	10,563,398	178.16	1,301,467	20.09	10,226,129	159.16	0	0.00	0	0.00	0	0.00
05NU20 - SR LICENSED PRACTICAL NURSE	235,032	3.00	1,052,268	14.50	228,853	2.50	178,953	2.44	411,374	7.00	0	0.00	0	0.00	0	0.00
05NU30 - REGISTERED NURSE	33,387,399	443.76	33,430,385	386.24	29,472,973	440.31	5,569,151	63.53	32,062,434	454.46	0	0.00	0	0.00	0	0.00
05NU40 - REGISTERED NURSE SPEC/SPV	9,677,920	103.00	9,519,677	91.49	9,594,857	98.00	1,647,546	15.70	10,126,574	98.00	0	0.00	0	0.00	0	0.00
05NU50 - NURSE MANAGER	2,179,037	22.34	2,029,970	19.84	2,466,136	25.00	353,177	3.37	2,664,877	26.00	0	0.00	0	0.00	0	0.00
05NU60 - DIRECTOR OF NURSING	694,050	5.00	1,017,287	7.83	756,929	6.00	153,166	1.17	917,630	7.00	0	0.00	0	0.00	0	0.00
05OT10 - OCCUPATIONAL THERAPY ASSISTANT	161,837	3.00	129,797	2.34	123,144	2.00	19,176	0.33	178,144	3.00	0	0.00	0	0.00	0	0.00

JOB CLASS DETAIL

	FY25 Budget		FY25 Actual		FY26 Budget		FY26 Actual as of 8/31/25		FY27 DTREQ Core		FY27 DTREQ New Decision Items		FY27 GVREC Core		FY27 GVREC New Decision Items	
	Amount	FTE	Amount	FTE	Amount	FTE	Amount	FTE	Amount	FTE	Amount	FTE	Amount	FTE	Amount	FTE
05OT20 - OCCUPATIONAL THERAPIST	264,504	3.69	216,699	2.58	310,124	3.69	36,000	0.42	269,392	3.69	0	0.00	0	0.00	0	0.00
05PC10 - COUNSELOR-IN-TRAINING	163,860	3.00	573,553	11.04	210,198	4.00	87,353	1.66	104,207	2.00	0	0.00	0	0.00	0	0.00
05PC20 - LIC PROFESSIONAL COUNSELOR	1,104,826	18.75	620,257	9.76	1,176,905	19.55	118,477	1.85	1,164,441	20.55	0	0.00	0	0.00	0	0.00
05PD20 - PHYSICIAN	926,441	5.58	687,472	2.89	1,592,048	7.33	142,680	0.52	1,856,118	8.58	0	0.00	0	0.00	0	0.00
05PI10 - PSYCHIATRIST	0	0.00	0	0.00	0	0.00	0	0.00	119,600	0.25	0	0.00	0	0.00	0	0.00
05PT10 - PHYSICAL THERAPIST ASSISTANT	223,115	4.00	238,236	4.25	269,031	4.80	36,520	0.64	266,031	4.80	0	0.00	0	0.00	0	0.00
05PT20 - PHYSICAL THERAPIST	158,920	1.49	178,837	1.87	160,742	1.49	32,123	0.33	258,847	2.49	0	0.00	0	0.00	0	0.00
05PY10 - ASSOCIATE PSYCHOLOGIST	158,003	2.00	143,162	2.07	135,541	2.00	23,550	0.34	135,541	2.00	0	0.00	0	0.00	0	0.00
05PY20 - PSYCHOLOGIST	2,187,640	24.00	1,192,820	11.51	2,125,530	23.00	190,548	1.83	2,666,817	29.00	0	0.00	0	0.00	0	0.00
05PY30 - SENIOR PSYCHOLOGIST	1,941,450	18.05	2,762,571	25.23	3,117,762	29.05	519,044	4.69	3,724,705	34.10	0	0.00	0	0.00	0	0.00
05PY40 - DIRECTOR OF PSYCHOLOGY	84,376	1.00	308,467	2.75	221,293	2.00	56,937	0.50	337,422	3.00	0	0.00	0	0.00	0	0.00
05QI10 - QUALITY IMPROVEMENT SPECIALIST	2,623,062	42.95	2,332,392	39.69	2,822,618	46.85	403,953	6.65	2,797,046	45.85	0	0.00	0	0.00	0	0.00
05QI20 - QUALITY IMPROVEMENT MANAGER	1,670,317	20.90	1,844,920	23.94	1,863,629	25.90	314,662	3.94	1,947,119	24.90	0	0.00	0	0.00	0	0.00
05RT10 - THERAPEUTIC SERVICES WORKER	2,840,402	71.75	2,208,802	58.83	2,801,970	71.50	361,863	9.56	2,821,796	72.30	0	0.00	0	0.00	0	0.00
05RT20 - SR THERAPEUTIC SERVICES WORKE	787,337	17.90	994,901	22.59	893,313	19.90	144,337	3.20	1,066,620	19.40	0	0.00	0	0.00	0	0.00
05RT30 - RECREATION/MUSIC THERAPIST	2,254,153	48.60	1,883,461	40.12	2,285,298	50.60	349,683	7.36	2,293,776	50.60	0	0.00	0	0.00	0	0.00
05RT40 - RECREATION/MUSIC THERAPIST SPV	1,289,374	24.18	1,021,181	18.24	1,284,435	23.18	165,428	2.97	1,232,149	22.18	0	0.00	0	0.00	0	0.00
05RT50 - THERAPEUTIC SERVICES MANAGER	574,961	7.00	663,631	7.54	573,379	7.00	132,801	1.50	705,586	8.00	0	0.00	0	0.00	0	0.00
05SL10 - SPEECH-LANGUAGE PATHOLGST ASS	44,950	0.60	0	0.00	44,950	1.00	7,309	0.12	62,950	1.00	0	0.00	0	0.00	0	0.00
05SL20 - SPEECH-LANGUAGE PATHOLOGIST	77,472	1.00	175,948	1.99	255,192	3.00	29,903	0.33	258,992	3.00	0	0.00	0	0.00	0	0.00
05SP10 - SUPPORT CARE ASSISTANT	63,519,229	1,930.04	64,792,678	1,698.03	52,518,447	1,818.25	10,579,684	271.45	52,676,064	1,790.40	0	0.00	0	0.00	0	0.00
05SP20 - SENIOR SUPPORT CARE ASSISTANT	11,733,778	313.83	11,445,238	261.63	11,028,662	284.76	1,885,628	42.10	11,003,708	267.58	0	0.00	0	0.00	0	0.00
05SP22 - SECURITY SUPPORT CARE ASST	28,061,631	655.58	27,966,747	618.40	23,542,031	635.40	4,335,561	94.62	25,594,613	654.48	0	0.00	0	0.00	0	0.00
05SP24 - SR SECURITY SUPPORT CARE ASST	5,738,036	112.45	5,821,147	113.34	6,157,363	125.95	923,101	17.69	6,501,633	127.95	0	0.00	0	0.00	0	0.00
05SP30 - SUPERVISING SUPPORT CARE ASST	5,184,333	98.00	5,205,401	101.38	4,272,621	88.00	816,664	15.63	4,461,025	87.60	0	0.00	0	0.00	0	0.00
05SP35 - SPV SECURITY SUPPORT CARE ASST	766,537	13.00	1,049,465	18.19	887,107	15.00	199,463	3.40	955,255	16.00	0	0.00	0	0.00	0	0.00
05SP40 - SUPPORT CARE PROFESSIONAL	4,591,855	91.00	4,918,843	89.60	5,131,870	103.64	850,623	15.39	5,963,172	108.69	0	0.00	0	0.00	0	0.00
05SP50 - TREATMENT SUPERVISOR	1,438,377	24.00	1,298,820	20.52	1,491,948	24.00	250,015	3.88	1,572,988	23.00	0	0.00	0	0.00	0	0.00
05SP60 - TREATMENT MANAGER	4,873,428	59.85	4,489,505	55.85	4,845,835	59.85	766,091	9.37	4,722,953	58.96	0	0.00	0	0.00	0	0.00
05SW10 - CLINICAL CASEWORKER	389,574	9.00	1,005,353	21.50	512,291	11.50	160,103	3.33	648,142	14.00	0	0.00	0	0.00	0	0.00
05SW20 - SENIOR CLINICAL CASEWORKER	2,652,539	50.25	3,517,390	63.95	3,560,969	63.75	649,882	11.68	3,431,940	60.75	0	0.00	0	0.00	0	0.00
05SW30 - LICENSED CLINICAL SOCIAL WKR	5,317,646	80.42	2,342,924	34.47	4,437,104	68.80	399,673	5.78	4,087,417	63.10	0	0.00	0	0.00	0	0.00
05SW40 - CLINICAL SOCIAL WORK SPV/SPEC	973,059	12.00	627,826	8.39	875,827	12.00	124,258	1.62	953,688	13.00	0	0.00	0	0.00	0	0.00
05SW50 - CLINICAL SOCIAL WORK MANAGER	446,640	5.00	440,199	5.02	443,160	5.00	74,204	0.83	440,334	5.00	0	0.00	0	0.00	0	0.00
06CU10 - CUSTODIAL ASSISTANT	5,044,784	142.95	4,495,121	125.23	4,949,551	139.70	749,224	20.62	4,872,322	134.70	0	0.00	0	0.00	0	0.00
06CU20 - CUSTODIAL WORKER	1,095,051	29.00	1,274,576	35.15	1,212,757	33.00	214,117	5.85	1,190,512	32.00	0	0.00	0	0.00	0	0.00
06CU30 - CUSTODIAL SUPERVISOR	766,904	18.00	724,253	17.62	749,948	18.00	117,561	2.83	724,557	17.00	0	0.00	0	0.00	0	0.00
06CU40 - CUSTODIAL MANAGER	243,346	5.00	244,673	4.91	238,231	5.00	40,903	0.82	245,304	5.00	0	0.00	0	0.00	0	0.00
06FS10 - FOOD SERVICE ASSISTANT	4,537,227	124.05	4,519,745	126.28	4,703,042	131.17	733,436	20.28	4,914,407	131.17	0	0.00	0	0.00	0	0.00
06FS20 - FOOD SERVICE WORKER	2,449,358	69.00	1,861,085	51.25	2,058,491	55.50	314,451	8.60	2,202,408	60.00	0	0.00	0	0.00	0	0.00
06FS30 - FOOD SERVICE SUPERVISOR	1,246,391	29.00	1,385,295	33.36	1,339,506	32.00	229,449	5.43	1,356,831	33.00	0	0.00	0	0.00	0	0.00
06FS40 - FOOD SERVICE MANAGER	335,579	7.00	349,354	7.49	332,147	7.00	69,101	1.47	375,763	8.00	0	0.00	0	0.00	0	0.00
06LD10 - LAUNDRY WORKER	149,067	4.00	151,867	4.04	148,467	4.00	25,833	0.68	155,311	4.00	0	0.00	0	0.00	0	0.00
08AT10 - EDUCATION ASSISTANT	105,000	3.00	70,915	2.00	105,700	3.00	12,019	0.33	107,578	3.00	0	0.00	0	0.00	0	0.00
08AT20 - EDUCATOR	104,734	2.00	111,202	2.16	98,004	2.00	17,972	0.34	98,001	2.00	0	0.00	0	0.00	0	0.00
08AT30 - EDUCATION SPECIALIST	642,643	10.00	541,139	8.53	576,738	9.00	93,685	1.47	572,493	9.00	0	0.00	0	0.00	0	0.00
08AT40 - EDUCATION PROGRAM MANAGER	76,179	1.00	74,874	1.00	72,078	1.00	12,673	0.17	76,151	1.00	0	0.00	0	0.00	0	0.00
08LI10 - LIBRARY MANAGER	103,049	2.00	101,065	2.15	104,573	2.00	16,733	0.35	104,737	2.00	0	0.00	0	0.00	0	0.00
08TD10 - IN-SERVICE TRAINER	301,751	7.00	363,234	8.01	318,067	7.00	85,582	1.84	501,490	11.00	0	0.00	0	0.00	0	0.00
08TD20 - STAFF DEVELOPMENT TRAINER	305,066	6.00	375,508	7.16	411,316	8.00	71,173	1.28	395,323	7.00	0	0.00	0	0.00	0	0.00
08TD30 - STAFF DEV TRAINING SPECIALIST	1,006,414	18.50	863,908	15.84	1,042,139	18.50	154,398	2.73	993,177	17.50	0	0.00	0	0.00	0	0.00
08TD40 - SR STAFF DEV TRAINING SPEC	585,980	9.00	963,935	15.34	854,200	12.00	160,982	2.44	840,219	13.00	0	0.00	0	0.00	0	0.00
08TD50 - STAFF DEVELOPMENT TRAINING MGR	542,333	8.00	567,203	7.86	575,484	8.00	103,945	1.39	659,101	9.00	0	0.00	0	0.00	0	0.00
08VT10 - VOCATIONAL EDUC INSTRUCTOR	0	0.00	36,247	0.87	2,074	0.00	0	0.00	0	0.00	0	0.00	0	0.00	0	0.00
11AB20 - AGENCY BUDGET SENIOR ANALYST	169,229	2.50	205,108	3.00	187,103	2.50	37,092	0.50	144,219	1.99	0	0.00	0	0.00	0	0.00
11AC10 - ACCOUNTS CLERK	109,911	3.00	107,825	2.96	117,723	3.00	12,147	0.33	119,140	3.00	0	0.00	0	0.00	0	0.00
11AC20 - ACCOUNTS ASSISTANT	2,196,043	62.05	1,882,903	51.37	2,208,053	58.75	295,051	7.92	1,953,371	52.00	0	0.00	0	0.00	0	0.00
11AC30 - SENIOR ACCOUNTS ASSISTANT	976,559	23.10	924,813	22.71	961,305	22.10	182,616	4.33	1,216,491	27.75	0	0.00	0	0.00	0	0.00
11AC40 - ACCOUNTS SUPERVISOR	1,793,310	35.75	1,690,597	34.74	1,907,246	36.75	265,593	5.24	1,798,843	34.94	0	0.00	0	0.00	0	0.00
11AC50 - ACCOUNTANT	546,969	12.51	493,769	10.84	531,729	11.51	115,147	2.41	512,882	10.51	0	0.00	0	0.00	0	0.00
11AC60 - INTERMEDIATE ACCOUNTANT	693,600	10.50	744,523	11.82	833,440	12.39	158,244	2.38	900,950	13.03	0	0.00	0	0.00	0	0.00

JOB CLASS DETAIL

	FY25 Budget		FY25 Actual		FY26 Budget		FY26 Actual as of 8/31/25		FY27 DTREQ Core		FY27 DTREQ New Decision Items		FY27 GVREC Core		FY27 GVREC New Decision Items	
	Amount	FTE	Amount	FTE	Amount	FTE	Amount	FTE	Amount	FTE	Amount	FTE	Amount	FTE	Amount	FTE
11AC70 - SENIOR ACCOUNTANT	414,269	6.00	527,631	7.68	480,760	6.50	115,725	1.59	684,399	9.34	0	0.00	0	0.00	0	0.00
11AC80 - ACCOUNTANT SUPERVISOR	270,200	3.04	382,623	4.62	333,669	3.42	70,904	0.83	405,686	5.82	0	0.00	0	0.00	0	0.00
11AC90 - ACCOUNTANT MANAGER	1,287,758	13.43	1,499,172	15.88	1,414,752	13.72	253,897	2.55	1,562,475	15.08	0	0.00	0	0.00	0	0.00
11AD30 - LEAD AUDITOR	127,451	2.00	121,829	1.91	132,549	2.00	18,345	0.28	133,062	2.00	0	0.00	0	0.00	0	0.00
11AD40 - AUDITOR SUPERVISOR	75,218	1.00	68,443	0.96	80,918	1.00	12,139	0.17	74,990	1.00	0	0.00	0	0.00	0	0.00
11AD50 - AUDITOR MANAGER	45,640	0.56	81,584	1.00	48,908	0.56	14,126	0.17	47,922	0.56	0	0.00	0	0.00	0	0.00
11PN10 - PROCUREMENT ASSOCIATE	185,718	5.00	113,754	2.78	160,084	4.00	20,960	0.50	160,075	4.00	0	0.00	0	0.00	0	0.00
11PN20 - PROCUREMENT ANALYST	96,566	2.00	172,405	3.83	187,030	4.00	30,274	0.67	186,218	4.00	0	0.00	0	0.00	0	0.00
11PN30 - PROCUREMENT SPECIALIST	61,611	1.00	61,532	1.00	67,772	1.00	10,500	0.17	63,459	1.00	0	0.00	0	0.00	0	0.00
11PN40 - PROCUREMENT SUPERVISOR	153,828	2.29	136,931	2.00	170,261	2.29	24,208	0.33	160,973	2.29	0	0.00	0	0.00	0	0.00
11PN50 - PROCUREMENT MANAGER	31,106	0.32	96,928	0.99	76,760	0.82	17,389	0.17	34,216	0.32	0	0.00	0	0.00	0	0.00
12HR10 - HUMAN RESOURCES ASSISTANT	1,380,843	33.00	1,190,287	27.61	1,402,404	32.00	199,913	4.48	1,235,755	29.01	0	0.00	0	0.00	0	0.00
12HR20 - HUMAN RESOURCES GENERALIST	1,079,670	20.37	1,114,570	20.92	1,120,033	20.41	191,773	3.45	1,156,116	21.19	0	0.00	0	0.00	0	0.00
12HR30 - HUMAN RESOURCES SPECIALIST	971,330	14.85	885,019	13.51	1,013,939	14.59	158,376	2.31	1,015,566	14.63	0	0.00	0	0.00	0	0.00
12HR40 - HUMAN RESOURCES MANAGER	648,289	7.17	707,795	7.74	662,362	6.77	130,979	1.33	794,085	8.70	0	0.00	0	0.00	0	0.00
12HR50 - HUMAN RESOURCES DIRECTOR	0	0.00	101,480	0.83	132,736	1.00	21,666	0.17	132,802	1.00	0	0.00	0	0.00	0	0.00
13BE30 - BENEFIT PROGRAM SPECIALIST	1,205,254	28.10	1,111,814	27.24	1,196,430	28.10	160,600	3.80	1,121,869	26.00	0	0.00	0	0.00	0	0.00
13BE40 - BENEFIT PROGRAM SR SPECIALIST	258,570	5.00	154,117	3.00	153,408	3.00	26,125	0.50	156,627	3.00	0	0.00	0	0.00	0	0.00
13BE50 - BENEFIT PROGRAM SUPERVISOR	2,006	0.00	58,808	1.00	59,419	1.00	9,954	0.17	60,014	1.00	0	0.00	0	0.00	0	0.00
13DD10 - DEVLP DISABILITY SERVICE ASSOC	3,876,519	84.05	3,303,945	68.52	3,943,032	83.80	524,584	10.48	4,075,465	83.90	0	0.00	0	0.00	0	0.00
13DD20 - DEVLP DISABILITY SERVICE SPEC	3,317,021	62.77	3,139,144	57.13	3,795,857	66.72	543,393	9.52	3,863,642	67.72	0	0.00	0	0.00	0	0.00
13DD30 - DEVLP DISABILITY SERVICE SPV	4,337,651	67.00	3,798,268	63.37	4,500,525	69.90	644,874	10.22	4,454,707	68.90	0	0.00	0	0.00	0	0.00
13SS10 - ASSOCIATE SOCIAL SERVICES SPEC	0	0.00	77,291	1.67	5,109	0.00	8,322	0.17	0	0.00	0	0.00	0	0.00	0	0.00
13SS20 - SOCIAL SERVICES SPECIALIST	7,452,900	154.80	6,855,516	147.66	7,703,733	154.80	1,152,302	24.21	7,649,800	154.80	0	0.00	0	0.00	0	0.00
13SS30 - SR SOCIAL SERVICES SPECIALIST	1,800,429	35.11	1,922,783	34.02	1,945,051	35.61	345,543	5.83	1,897,238	35.61	0	0.00	0	0.00	0	0.00
13SS40 - SOCIAL SVCS UNIT SUPERVISOR	1,863,975	22.74	1,577,844	26.71	1,903,367	21.74	275,696	4.46	2,134,694	21.65	0	0.00	0	0.00	0	0.00
13VR10 - REHABILITATION ASSOCIATE	1,120,466	30.00	791,846	19.25	881,616	25.00	127,773	3.07	813,700	20.60	0	0.00	0	0.00	0	0.00
13VR20 - REHABILITATION SPECIALIST	453,888	10.00	380,087	8.74	387,112	9.00	63,890	1.45	341,070	8.00	0	0.00	0	0.00	0	0.00
13VR30 - SR REHABILITATION SPECIALIST	112,167	2.00	114,639	2.06	113,478	2.00	11,362	0.20	112,826	2.00	0	0.00	0	0.00	0	0.00
13VR40 - REHABILITATION COORDINATOR	219,964	4.00	219,580	4.18	208,597	4.00	35,824	0.67	210,707	4.00	0	0.00	0	0.00	0	0.00
15LS30 - LEGAL ASSISTANT	162,973	2.92	302,555	5.50	284,501	4.92	51,004	0.88	277,575	4.92	0	0.00	0	0.00	0	0.00
15LS40 - PARALEGAL	44,871	1.00	44,808	1.00	45,320	1.00	7,535	0.17	44,871	1.00	0	0.00	0	0.00	0	0.00
17PO30 - SENIOR PARK/HISTORIC SITE SPEC	0	0.00	0	0.00	0	0.00	19	0.00	0	0.00	0	0.00	0	0.00	0	0.00
17PO50 - PARK/HISTORIC SITE SUPERVISOR	0	0.00	0	0.00	0	0.00	194	0.00	0	0.00	0	0.00	0	0.00	0	0.00
19LB20 - LABORATORY SUPPORT TECHNICIAN	35,822	1.00	58,143	1.58	36,538	1.00	12,497	0.33	63,924	2.00	0	0.00	0	0.00	0	0.00
19LB30 - SENIOR LABORATORY SUPPORT TEC	4,483	0.00	50,652	1.00	51,206	1.00	8,545	0.17	51,206	1.00	0	0.00	0	0.00	0	0.00
20CI10 - NON-COMMISSIONED INVESTIGATOR	323,034	6.00	313,070	6.05	307,585	6.00	54,819	1.04	307,372	6.00	0	0.00	0	0.00	0	0.00
20CI20 - SR NON-COMMISSION INVESTIGATOR	1,614,892	29.80	1,686,848	28.89	1,761,123	30.80	297,111	4.85	1,774,725	30.92	0	0.00	0	0.00	0	0.00
20CI30 - COMMISSIONED INVESTIGATOR	43,099	0.79	0	0.00	41,763	0.79	0	0.00	44,960	0.79	0	0.00	0	0.00	0	0.00
20CI40 - SR COMMISSIONED INVESTIGATOR	178,333	3.16	209,067	3.52	172,803	3.16	47,594	0.75	172,803	3.16	0	0.00	0	0.00	0	0.00
20CI50 - NON-COMMSSN INVESTIGATOR SPV	440,189	6.00	441,640	6.00	429,969	5.51	78,428	1.00	480,019	6.00	0	0.00	0	0.00	0	0.00
20CI60 - COMMISSIONED INVESTIGATOR SPV	60,972	0.81	59,187	0.75	59,081	0.81	13,417	0.16	59,081	0.81	0	0.00	0	0.00	0	0.00
20CI70 - INVESTIGATIONS MANAGER	272,961	3.00	278,134	3.00	305,478	3.00	49,897	0.50	306,344	3.00	0	0.00	0	0.00	0	0.00
20SY10 - SECURITY OFFICER	3,370,192	91.00	3,414,948	92.32	3,415,711	93.00	569,847	15.17	3,681,657	93.00	0	0.00	0	0.00	0	0.00
20SY20 - ADVANCED SECURITY OFFICER	558,819	14.00	550,081	13.66	516,508	13.00	93,576	2.31	527,076	13.00	0	0.00	0	0.00	0	0.00
20SY30 - SECURITY SUPERVISOR	136,288	3.00	152,062	3.32	132,956	3.00	25,985	0.56	133,222	3.00	0	0.00	0	0.00	0	0.00
20SY40 - SECURITY MANAGER	322,341	5.00	293,258	4.67	373,760	6.00	47,727	0.74	325,532	5.00	0	0.00	0	0.00	0	0.00
21II10 - SAFETY INSPECTOR	242,711	4.50	222,233	4.26	218,354	4.00	36,725	0.70	216,676	4.00	0	0.00	0	0.00	0	0.00
22AU10 - AUTOMOTIVE TECHNICIAN	140,130	3.00	106,568	2.14	138,074	2.50	18,108	0.34	138,508	2.50	0	0.00	0	0.00	0	0.00
22DR10 - DRIVER	602,485	17.00	638,775	16.71	571,646	16.00	104,437	2.65	580,835	16.00	0	0.00	0	0.00	0	0.00
22FG10 - MAINTENANCE/GROUNDS WORKER	110,245	3.00	73,989	1.99	110,595	3.00	13,641	0.37	74,477	3.00	0	0.00	0	0.00	0	0.00
22FG20 - MAINTENANCE/GROUNDS TECHNICI	234,737	5.00	214,762	5.03	218,674	5.00	38,161	0.87	262,588	6.00	0	0.00	0	0.00	0	0.00
22ST20 - SPECIALIZED TRADES WORKER	424,248	8.00	445,606	7.79	421,634	8.00	74,617	1.29	449,540	8.00	0	0.00	0	0.00	0	0.00
999999 - OTHER	41,952,912	1.00	0	0.00	13,747,115	0.00	0	0.00	9,076,217	0.00	0	0.00	0	0.00	0	0.00
O99999 - OTHER	0	0.00	0	0.00	1,963,301	0.00	0	0.00	0	0.00	0	0.00	0	0.00	0	0.00
R01335 - SENIOR MAINTENANCE WORKER	0	0.00	0	0.00	0	0.00	(6)	0.00	0	0.00	0	0.00	0	0.00	0	0.00
V99999 - OTHER	4,557,611	0.00	0	0.00	3,300,884	0.00	0	0.00	0	0.00	0	0.00	0	0.00	0	0.00
BUCKET - SALARY DIFFERENTIAL	0	0.00	14,103,547	0.00	13,444,326	0.00	2,270,332	0.00	13,202,090	0.00	0	0.00	0	0.00	0	0.00
BUCKET - LEAVE PAYOUTS	0	0.00	3,227,892	0.00	3,086,964	0.00	589,695	0.00	2,350,048	0.00	0	0.00	0	0.00	0	0.00
BUCKET - PLANNED HOURLY WAGES	0	0.00	19,317,802	269.02	2,770,339	35.65	3,098,154	42.95	3,287,309	82.09	0	0.00	0	0.00	0	0.00
BUCKET - PROVISIONAL WAGES	0	0.00	11,588,848	200.05	0	0.00	1,811,674	31.67	0	0.00	0	0.00	0	0.00	0	0.00

JOB CLASS DETAIL

	FY25 Budget		FY25 Actual		FY26 Budget		FY26 Actual as of 8/31/25		FY27 DTREQ Core		FY27 DTREQ New Decision Items		FY27 GVREC Core		FY27 GVREC New Decision Items	
	Amount	FTE	Amount	FTE	Amount	FTE	Amount	FTE	Amount	FTE	Amount	FTE	Amount	FTE	Amount	FTE
BUCKET - PER DIEM AND STIPEND WAGES	0	0.00	686,542	0.00	453,856	0.35	85,873	0.00	456,901	0.35	0	0.00	0	0.00	0	0.00
Total	**409,258,312**	**7,225.45**	**393,429,166**	**6,989.51**	**389,603,504**	**7,231.45**	**65,569,054**	**1,139.36**	**389,754,996**	**7,231.45**	**147,264**	**2.00**	**0**	**0.00**	**0**	**0.00**
Total General Revenue	321,707,239	4,947.57	315,856,349	5,499.67	302,951,079	4,951.82	52,151,885	884.16	302,951,079	4,951.82	73,632	1.00	0	0.00	0	0.00
Total Federal	86,355,534	2,256.38	77,083,068	1,482.03	85,421,371	2,258.13	13,349,362	254.18	85,572,863	2,258.13	73,632	1.00	0	0.00	0	0.00
Total Other Funds	1,195,539	21.50	489,748	7.82	1,231,054	21.50	67,807	1.02	1,231,054	21.50	0	0.00	0	0.00	0	0.00

Note: Totals Include Non-Counts

GLOSSARY
FUNDING SOURCES

Abandoned Fund Account: This fund collects moneys and other personal item dispositions and then transfers the cash to the Mental Health Trust Fund.

Budget Stabilization Fund: The revenue comes from a transfer from the Missouri Department of Social Services. These federal funds originated from the enhanced Federal Medical Assistance Percentage (FMAP) federal funds received from the Families First Coronavirus Response Act and the Coronavirus Aid, Relief, and Economic Security (CARES) Act.

Children's Health Insurance Program (CHIP): Insurance program that provides low-cost health coverage to children in families that earn too much money to qualify for Medicaid but not enough to buy private insurance.

Compulsive Gamblers Fund (CGF): Section 313.842, RSMo., authorized a fund to provide treatment services for compulsive gamblers and their families. The fund is supported through the collection of one cent of the admission charge from gambling boats as provided in 313.820, RSMo. This fund receives its revenue by way of a cash transfer from the Gaming Commission Fund.

Developmental Disabilities Waiting List Trust Fund (DDWLTF): HB 631, 96th General Assembly, first regular session, allows the Division of Developmental Disabilities to receive monies designated on individual or corporation tax refund forms to serve individuals on the DD waiting list. The legislation also established a new fund in the state treasury to receive these funds. Proceeds collected as a result of the tax refund forms shall be deposited into the new fund.

Federal (FED): Authority is appropriated to accept funds coming to the Department from federal grant sources or Medicaid earnings.

Federal Stimulus Funds: Funds received from the federal government to help stimulate the economy and provide assistance through the Coronavirus pandemic.

General Revenue (GR): Missouri State revenues.

Habilitation Center Room and Board Fund (HCRB): This fund is for the receipt of room and board charges for residents of state habilitation centers.

HCBS FMAP Enhancement Fund: The American Rescue Plan increases the federal matching rate (FMAP) for Medicaid HCBS spending by 10 percentage points April 1, 2021 through March 31, 2022. Funds must be used to enhance, expand, or strengthen current Medicaid HCBS services.

Healthy Family Trust Fund (HFT): This is a State fund supported from tobacco funding awarded to the State of Missouri.

Health Initiatives Fund (HIF): This is a State fund established through the Griffin Health Care Access Bill which receives new revenues from cigarette tax.

GLOSSARY
FUNDING SOURCES

ICF/IID Reimbursement Allowance Fund (ICF/IID): To account for assessment payments received from providers of services of intermediate care facilities for individuals with intellectual disabilities.

Inmate Revolving Fund (IRF): The Inmate Revolving Fund was established in accordance with 217.430, RSMo. The sources of revenue for the fund are reimbursements from offenders participating in work release, electronic monitoring, and residential treatment facility programs and, per 217.690, RSMo. from the payment of a fee, not to exceed sixty dollars per month, from every offender placed under board supervision on probation, parole, or conditional release. Per 217.430, RSMo. the funds shall be used as provided by appropriation, to support offenders in education programs, drug treatment programs, residential treatment facilities, other community-based sanctions, electronic monitoring, or in work or educational release programs. Section 217.690, RSMo. further states that funds may be used for the costs of contracted collections services as well as to provide community corrections and intervention services for offenders. Such services include substance use disorder assessment and treatment, mental health assessment and treatment, electronic monitoring services, residential facilities services, employment placement services, and other offender community corrections or intervention services designated by the board to assist offenders to successfully complete probation, parole, or conditional release. The Department of Corrections (DOC) currently charges a fee of $30 per offender under community supervision but may waive all or part of that fee based on factors such as disability or inability to pay. DOC agreed on the $30 fee with the bill's sponsors when the intervention fee went into effect, but they allowed for the possibility of raising the fee in the future. The Department of Mental Health/Division of Alcohol & Drug Abuse, in conjunction with the DOC, utilizes a portion of these fees for the following programs: Community Partnerships for Restoration (CPR), Treatment Resources Encouraging New Directions (TREND) and Southeast Missouri Treatment program (SEMO). The first two programs, CPR and TREND provide assessment, case management, substance use disorder treatment and employment placement for high risk offenders. The third program SEMO, provides substance use disorder counseling for high risk probationers who otherwise would be unable to afford the treatment. All three of these programs are important components of the Department's efforts to reduce recidivism.

Inter-Governmental Transfer Fund (IGT): This fund is only used when the Department makes an Upper Payment Limit (UPL) claim on the state-operated ICF/IID habilitation centers to draw down additional federal funds for the State. The UPL is a method of calculating a supplemental federal payment in the Medicaid program based on Medicare cost principles.

Mental Health Earnings Fund (MHEF): There are several sources of cash deposited to this fund. One source is from the ADA Counselor Certification Board and another is the Substance Abuse & Traffic Offenders Program (SATOP). These are basically self-funded programs where expenditures are limited to the amount of revenues brought into the fund. Other sources include enterprise operations where the Department is reimbursed by private entities for activities such as food service or Mental Health First Aid USA.

Mental Health Interagency Payments Fund (MHIPF): This fund provides the mechanism for cooperative agreements between various agencies and the authority to accept funding from another state agency or DMH facility as a result of providing a service to that agency. Appropriations from this fund are considered a “double appropriation” in the statewide budget. An example of interagency payments would include agreements with the Children’s Division to provide residential care and recovery for youth who require DMH services.

GLOSSARY
FUNDING SOURCES

Mental Health Trust Fund (MHTF): This is an appropriation account established by the legislature that allows individuals or organizations to contribute to the Department for clients or programs. Section 630.330, RSMo. creates this fund and authorizes the Department to take, receive, administer and hold in trust grants, gifts, donations, moneys escheated under section 630.320, RSMo. devises or bequests of money or other personal property and funds from the sales of the facilities' commissaries or canteens. The fund has been used to carry out the objects for which the grants, gifts, donations, bequests, etc. were made or for purposes of funding special projects or purchasing special equipment.

Mental Health Local Tax Match Fund (MHLTMF): Authority has been appropriated to maximize local tax funds contributed to pay the State's share for Medicaid-reimbursable services (mill tax, children's tax).

Opioid Addiction Treatment and Recovery Fund: The proceeds of any monetary settlement or portion of a global settlement between the attorney general of the state and any drug manufacturers, distributors, or combination thereof to resolve an opioid-related cause of action against such drug manufacturers, distributors, or combination thereof in a state or federal court shall only be utilized to pay for opioid addiction treatment and prevention services and health care and law enforcement costs related to opioid addiction treatment and prevention.

Revolving Administrative Trust Fund (RAT): The commissioner of administration shall administer a revolving "Administrative Trust Fund" which shall be established by the state treasurer which shall be funded annually by appropriation and which shall contain moneys transferred or paid to the office of administration in return for goods and services provided by the office of administration to any governmental entity or to the public. The state treasurer shall be the custodian of the fund, and shall approve disbursements from the fund for the purchase of goods or services at the request of the commissioner of administration or the commissioner's designee. The provisions of section 33.080 notwithstanding, moneys in the fund shall not lapse, unless and then only to the extent to which the unencumbered balance at the close of any fiscal year exceeds one-eighth of the total amount appropriated, paid, or transferred to the fund during such fiscal year, and upon approval of the oversight division of the joint committee on legislative research. The commissioner shall prepare an annual report of all receipts and expenditures from the fund. **Sale of surplus vehicles, proceeds to go to owning state agency, exceptions — moneys to be used for purchase of vehicles only. —** Provisions of section 37.090 notwithstanding, all proceeds generated by the sale of a surplus vehicle, except proceeds generated from the department of transportation, the department of conservation, the Missouri state highway patrol and all state colleges and universities may be deposited in the state treasury to the credit of the office of administration revolving administrative trust fund and credited to the state agency owning the vehicle at the time of sale. Upon appropriation, moneys credited to agencies from the sale of surplus state fleet vehicles shall be used solely for the purchase of vehicles for the respective agency.

GLOSSARY
BUDGET DEFINITIONS

Baseline - A trend line that tells us where we are headed if we continue doing what we are doing.

BRASS - A computerized budget preparation system (Budget Reporting & Analysis Support System).

Budget Object Budget Class (BOBC) - Related objects of expense & equipment expenditures (i.e. supplies, office equipment, etc.).

Budgeting Organization - An organization which consolidates detail financial data.

Capital Improvements Budget - A separate budget request document that lists and explains new construction or maintenance and repair projects needed at department facilities. Currently this is a biennium appropriation, approved for a two-year period.

Conference Committee - When the House and Senate versions of the budget do not agree, the budget is submitted to a joint committee of the House and Senate i.e. a certain number of representatives, with a like number of senators (called the Conference Committee) for resolution.

Core Budget Decision Items - The total amount of funds which the department and its divisions and facilities have for operations for the current year, less any one-time expenditure, reductions, redirections or transfers.

Core Reallocation - This core decision item is used for moving dollar amounts or FTE, within a single budget unit or across multiple budget units, within the Department. These should net to zero within the Department.

Core Reduction -This core decision item is used for reductions to the core amount, other than reductions for one-time amounts.

Core Redirection - A method of increasing the funds available to one expanding program by refocusing funds from a non-expanding program. Core Redirection requests are treated as new decision items; requiring narrative and fiscal information.

Core Transfer - The movement of funds from one agency to another agency.

Cost-of-Living Adjustment (COLA) - A Governor recommended salary increase applying to all state employees with the exception of statutory salaries.

Decision Item - A specific request for continuation of a core appropriation of new funding requests above core; including narrative and fiscal information.

Decision Item Number - A reference number attached to each decision item proposed by the department.

GLOSSARY
BUDGET DEFINITIONS

Division of Budget and Planning (OA) - The key Division within the Office of Administration that reviews departmental budgets on behalf of the Governor's Office (also referred to as the Governor's Budget Office).

Expense & Equipment (EE) - Budget items that provide for operating costs (e.g., food costs, supplies, equipment, travel, etc.).

FTE - Abbreviation for "full time equivalent"; refers to staff positions. One FTE is a full time position. A .50 FTE would be a 50% or half-time position or its equivalent.

Fiscal Year - A twelve-month period of time to which the annual budget applies and at the end of which a governmental unit determines its financial position and the results of its operations (In Missouri: July 1, through June 30).

Governor's Veto - The Governor has a line-item veto power and may strike out of the budget any line-item or may reduce (but may not increase) the amount of any line-item.

Governor's Reserve - The Governor may hold back (reserve) a specified percentage of the department's appropriation for any given fiscal year to balance the budget. These funds are still in the appropriation but may not be spent. They carry over into the core for the following fiscal year and may be released or withheld again.

House Bill 10 (HB10) - Official appropriations bill (operating budget) for DMH.

House Bill 13 (HB13) - Official appropriation bill for leasing-related costs.

House Bill 14 (HB14) - Official appropriation bill for supplemental funding in the current fiscal year.

House Appropriations Committee for Health & Senior Services, Social Services and Mental Health - Sub-Committee of the House Budget Committee specifically assigned to review the budgets of the above-named Departments.

House Budget Committee - House committee responsible for reviewing and finalizing funding recommendations to the full House for all state departments and elected officials.

Inflation - Funds to meet inflationary increases of department facilities and vendors.

Line Item - A separate line in a house bill section that designates the funds for use for Personal Services, Expense and Equipment, a combination of Personal Services and/or Expense and Equipment or Program Specific Distributions.

GLOSSARY
BUDGET DEFINITIONS

Match Requirement - A condition attached to some federal grants and Medicaid items requiring recipient state governments to provide state funding in support of the state program supported by the federal dollars.

One-Time Expenditures - Expenditures that are approved in the budget for one year for major equipment purchases or for other non-recurring expenses.

Personal Services – Funds that provide for DMH staff salaries.

PSD - Abbreviation for "program specific distribution"; refers to specific program monies such as community services.

Rank Number - A number associated with an item indicating its importance relative to other items being requested; number one (1) is interpreted as most important with higher numbers indicating lower ranks.

Senate Appropriations Committee - Senate committee responsible for reviewing and finalizing funding recommendations to the full Senate for all state departments and elected officials.

Strategies - Specific courses of action that will be undertaken by the agency to accomplish its goals and objectives. While an objective indicates what the agency must do, a strategy indicates how the particular objective or set of objectives will be achieved.

The Arc of the United States - World's largest community based organization of and for people with intellectual and developmental disabilities. It provides an array of services and support for families and individuals and includes over 140,000 members affiliated through more than 780 state and local chapters across the nation. The Arc is devoted to promoting and improving supports and services for all people with intellectual and developmental disabilities.

Withhold or Expenditure Restriction - This is above the 3% Governor's Reserve. The withhold is a temporary or short-term hold on General Revenue and/or Other funds, as necessary to help balance the State budget or meet projected budget shortfalls.

COMMON MENTAL HEALTH DEFINITIONS, ABBREVIATIONS AND ACRONYMS

ABF	Adult Boarding Facility which is licensed by the Department of Social Services
ACI	Access Crisis Intervention
ACP	Adult Community Programs
ACDD	Accreditation Council on Services for People with Developmental Disabilities
ACSP	Affiliated Community Service Provider
ADA	Division of Alcohol and Drug Abuse
ADA	Americans with Disabilities Act
ADAMHBG	Alcohol and Drug Abuse Mental Health Block Grant
ADEP	Alcohol and Drug Education Program
ADH	Acute Day Hospital
ADMINISTRATIVE AGENT	Agencies which provide a broad range of outpatient and day programs for the mentally ill, as well as access to acute psychiatric hospitalization. In addition, some agencies offer specialized residential programs serving the mentally ill.
AFDC	Aid to Families with Dependent Children
AFSCME	American Federation of State, County and Municipal Employees -- a union recognized as the exclusive bargaining representative for certain employees.
AG	Attorney General
AIMS	Abnormal Involuntary Movement Scale
AMI	Alliance for the Mentally Ill
AOD	Alcohol and Other Drugs

COMMON MENTAL HEALTH DEFINITIONS, ABBREVIATIONS AND ACRONYMS

ASMHA	Association of State Mental Health Attorneys
ATR	Access to Recovery Grant
BAC	Blood Alcohol Concentration
BBBD	Biologically Based Brain Disorder
BHC	Bellefontaine Habilitation Center
C & Y	Children and Youth
CARF	Commission on Accreditation of Rehabilitation Facilities -- a private organization recognized by the Department to accredit private in lieu of Department licensure
CARO	Central Accident Reporting Office
CASSP	Child and Adolescent Service System Project
CBM	Center for Behavioral Medicine
CCBHO	Certified Community Behavioral Health Organizations
CDC	Center for Disease Control
CFR	Code of Federal Regulations
CHIP	Community/Hospital Incentive Program
CHS	Community Housing Support
CI	Capital Improvements - refers to construction and repair projects in the departments 33 facilities.
CIMOR	Customer Information Management Outcomes and Reporting
COMMISSION	Mental Health Commission (appointed by the Governor)

COMMON MENTAL HEALTH DEFINITIONS, ABBREVIATIONS AND ACRONYMS

CMHC	Community Mental Health Center, a not-for-profit or community based mental health care provider serving individuals in a service area
CMHW	Children's Mental Health Week
CMS	Center for Medicare and Medicaid Services
COLA	Cost-of-Living Adjustment
CP	Cerebral Palsy
CPP	Community Placement Program
CPRP	Community Psychiatric Rehabilitation Program
CPS	Division of Comprehensive Psychiatric Services
CPT-4	Current Procedural Terminology -- fourth edition
CRAC	Central Regional Advisory Council
CRU	Clinical Review Unit
CSA	Civil Service Annuity
CSAP	Center for Substance Abuse Prevention
CSAPP	Certified Substance Abuse Prevention Professional
CSAT	Center for Substance Abuse Treatment
CSR	Code of State Regulations
CSS	Community Support Staff – within the Division of Developmental Disabilities
CSTAR	Comprehensive Substance Treatment and Rehabilitation

COMMON MENTAL HEALTH DEFINITIONS, ABBREVIATIONS AND ACRONYMS

CTRAC	Client Tracking, Registration, Admissions, and Commitments
DBH	Division of Behavioral Health
DD	Developmental Disabilities
DDD	Division of Developmental Disabilities
DDTC	Developmental Disabilities Treatment Center (St. Louis facility)
DESE	Department of Elementary and Secondary Education
DETOX	Detoxification from alcohol or other drugs that involves managing withdrawal symptoms
D/HH	Deaf/Hard of Hearing
DIS	Drug Inventory System
DMH	Department of Mental Health
DIVISION	One of three units of the Department of Mental Health
DOH or DHSS	Department of Health and Senior Services
DOP	Departmentwide Programs
DOR	Department Operating Regulation
DSM-5	Diagnostic and Statistical Manual, used by the department professional staff to diagnose clients served
DSS or DOSS	Missouri Department of Social Services
DUI	Driving Under the Influence
DWI	Driving While Intoxicated

COMMON MENTAL HEALTH DEFINITIONS, ABBREVIATIONS AND ACRONYMS

DYS	Division of Youth Services Children's Division
E & E or EE	Expenses and Equipment
EAP	Employee Assistance Program
ECA	Epidemiological Catchment Area -- study of prevalence of mental illness, developmental disabilities, substance use disorder
ECHO	Extension for Community Healthcare Outcomes
EEO	Equal Employment Opportunity
EEOC	Equal Employment Opportunity Commission -- the federal agency which administers federal laws and regulations on equal employment opportunity
EPSDT	Early and Periodic Screening, Diagnosis and Treatment (services for children)
FAS	Fetal Alcohol Syndrome
FMAP	Federal Medical Assistance Percentage
FMRF	Facilities Maintenance and Reserve Fund
FORENSIC CLIENT	A client referred through the criminal justice system
FQHC	Federally Qualified Health Center
FSD	Family Support Division
FSH	Fulton State Hospital
FTE	Full Time Equivalent (full time employees)
FY	Fiscal Year
GIS	General Inventory System

COMMON MENTAL HEALTH DEFINITIONS, ABBREVIATIONS AND ACRONYMS

GBMI	Guilty But Mentally Ill
GPRA	Government Performance and Results Act (federal measurement tool required in many federal discretionary grants)
GR	General Revenue (state money appropriated by the Missouri General Assembly)
HB	House Bill
HC	Habilitation Center (DD facilities)
HCFA	Health Care Financing Administration
HCPH	Hawthorn Children's Psychiatric Hospital
HCS	House Committee Substitute
HCY	Healthy Children and Youth (AKA EPSDT)
HHC	Higginsville Habilitation Center
HHS	Department of Health and Human Services (Federal)
HJR	House Joint Resolution
HMI	Homeless Mentally Ill
HMO	Health Maintenance Organization
HRSA	Health Resources and Services Administration (Federal)
HS	House Substitute for legislation proposed by a House Committee or the Senate
HUD	Housing and Urban Development (U.S. Department)
ICAP	Inventory for Client and Agency Planning

ICD-10-CM	International Classification of Diseases 10th revision Clinical Modification
ICF	Intermediate Care Facility (general) which is licensed by the Department of Social Services and may be certified under the MO HealthNet (Title XIX)
ICF/IID	Intermediate Care Facility for Individuals with Intellectual Disabilities, a program certified under the federal Medicaid Program (Title XIX)
ICTS	Improving Community Treatment Services (DOC program)
IEP	Individual Education Program required for all handicapped children under IDEA.
IFB	Invitation for Bid
IFSP	Individualized Family Service Plan
IHP	Individual Habilitation Plan, for clients of the Division of Developmental Disabilities
IPC	Individual Plan of Care -- a plan for clients of the Division of DD for the MO HealthNet Waiver program
ISGB	Information Systems' Governing Board (for DMH data processing policy and direction)
ISL	Individualized Supported Living
IST	Incompetent to Stand Trial
ITP	Individual Treatment Plan, a plan required for clients of the Division of Behavioral Health
ITSD	Information Technology Services Division
LRE	Least Restrictive Environment
M & R	Maintenance and Repair - refers to capital improvement projects in state facilities
MABSS	Missouri Adaptive Behavior Scoring System
MACDDS	Missouri Association of County Developmental Disabilities Services

COMMON MENTAL HEALTH DEFINITIONS, ABBREVIATIONS AND ACRONYMS

MAPP	Missouri Association of Public Purchasing
MCB	Missouri Credentialing Board
MCCBH	Missouri Coalition for Community Behavioral Healthcare
MCD	Missouri Commission for the Deaf
MCFDS	Missouri Consumer and Family Directed Supports
MEIS	MO HealthNet Eligibility Information System
MH	Mental Health
MHA	Mental Health Association
MHAD	Mental Health Awareness Day
MHC	Mental Health Center
MHC	Mental Health Commission
MHCBW	Missouri Home and Community-Based Waiver (DD)
MHD	MO HealthNet/Missouri's Medicaid program
MHEF	Mental Health Earnings Fund
MHFA	Mental Health First Aid
MHP	Mental Health Professional
MHRCF	Mental Health Residential Care Facility
MI	Mental Illness
MI/DD	Mentally Ill and Developmentally Disabled

COMMON MENTAL HEALTH DEFINITIONS, ABBREVIATIONS AND ACRONYMS

MIMH	Missouri Institute of Mental Health (formerly MIP); part of the University of Missouri located in the Kohler Building at St. Louis Psychiatric Rehabilitation Center
MLC	Missouri Level of Care
MMAC	Missouri Medicaid Audit & Compliance
MMHCN	Missouri Mental Health Consumer Network
MOACT	Missouri Association of Community Task Forces
MOAIDD	Missouri Advocates for Individuals with Developmental Disabilities
MOCABI	Missouri Critical Adaptive Behaviors Inventory
MOCAMI	Missouri Coalition of the Alliances for the Mentally Ill
MOCDD	Missouri Children with Developmental Disabilities Waiver
MOPAS	Missouri Protection and Advocacy Services
MO-SPAN	Missouri Statewide Parent Advisory Network – Federally funded statewide network for children with severe emotional disturbance and their families.
MOSERS	Missouri State Employees' Retirement System
MPC	Missouri Planning Council -- the statewide advisory council for persons with developmental disabilities
MSE	Mental Status Exam
MSLPC	Metropolitan St. Louis Psychiatric Center (newly named St. Louis Forensic Treatment Center – North)
MW	MO HealthNet Waiver
NADDC	National Association of Developmental Disabilities Councils

NAFS	Non-appropriated Fund System
NAMI	National Alliance for the Mentally Ill
NAMI of Missouri	Missouri Coalition of the Alliances for the Mentally Ill
NASADAD	National Association of State Alcohol and Drug Abuse Directors
NASDDDS	National Association of State Directors of Developmental Disabilities
NASMHPD	National Association of State Mental Health Program Directors
NCS	Northwest Community Services
NF	Nursing Facility
NGRI	Not Guilty by Reason of Mental Disease or Defect
NHR	Nursing Home Reform
NIAAA	National Institute of Alcoholism and Alcohol Abuse
NIDA	National Institute on Drug Abuse
NIGP	National Institute of Governmental Purchasing, Inc.
NIMH	National Institute of Mental Health
NMPRC	Northwest Psychiatric Rehabilitation Center in St. Joseph
NPN	National Prevention Network
OA	Office of Administration
OIS	Office of Information Systems
OJT	On-the-Job Training

OPMR	Operational Maintenance and Repair funds
PAB	Personnel Advisory Board
PGH	Psychiatric Group Home
P.L. 94-142	Education for all Handicapped Children Act of 1975
POS	Purchase of Service System -- contracts with community vendors for providing services to DMH clients
PPS	Prospective Payment System
PRC	Professional Review Committee -- advises the Department Director about research
PS	Personal Services
PSD	Program Specific Distribution
PSR	Psychosocial Rehabilitation Services
PSRO	Professional Standards Review Organization
PTR	Personnel Transaction Record
QA	Quality Assurance
QAP	Qualified Addiction Professional
QDDP	Qualified Developmental Disability Professional
QMHP	Qualified Mental Health Professional
RAC	Regional Advisory Council
RCF	Residential Care Facility -- licensed by the Departments of Social Services and Mental Health

RCP	Regional Community Placement
RFI	Request for Information
RFP	Request for Proposal
RO	Regional Office (DD facilities)
RSMo	Revised Statutes of Missouri
RSS	Recovery Support Services
SA	Service Area (replaces catchment area)
SAC	State Advisory Council
SACCA	State Advisory Council on Client Affairs -- advises the Department Director about client rights
SAMHSA	Substance Abuse and Mental Health Services Administration
SAPT BG	Substance Abuse Prevention and Teatment Block Grant (Federal)
SATOP	Substance Awareness Traffic Offender Program
SB	Senate Bill
SBIRT	Screening, Brief Intervention, Referral and Treatment
SB 40	Senate Bill 40 (county tax levy for services to persons with developmental disabilities)
SB 40 BOARD	Board which administers county property tax funds for services to the developmentally disabled
SCL	Supported Community Living
SCS	Senate Committee Substitute
SED	Serious Emotional Disturbances

SEMO	Southeast Missouri Mental Health Center
SEMORS	Southeast Missouri Residential Services
SIB-R	Scales of Independent Behavior – Revised
SJR	Senate Joint Resolution
SLPRC	St. Louis Psychiatric Rehabilitation Center (newly named St. Louis Forensic Treatment Center – South)
SMI	Serious Mental Illness
SMMHC	Southeast MO Mental Health Center
SMT	Standard Means Test
SNF	Skilled Nursing Facility
SOCF	State Operated Community Facilities
SORTS	Sex Offender Rehab and Treatment Services
SPMI	Serious and Persistent Mental Illness
SS	Senate Substitute
SS	Social Security
SSA	Social Security Administration
SSBG	Social Services Block Grant
SSDI	Social Security Disability Income
SSI	Supplemental Security Income benefits under Title XVI of the Social Security Act
SSN	Social Security Number

COMMON MENTAL HEALTH DEFINITIONS, ABBREVIATIONS AND ACRONYMS

SUD	Substance Use Disorder
SVP	Sexual Violent Predator
TANF	Temporary Assistance for Needy Families
TBI	Traumatic Brain Injury
TCM	Targeted Case Management
TITLE XVI SSI	The Supplemental Security Income (SSI) Program under the Federal Social Security Act
TITLE XVIII	The Medicare Program under the Federal Social Security Act
TITLE XIX	The MO HealthNet Program under the Federal Social Security Act
TITLE XX	The Social Services program under the Federal Social Security Act
TL	Transitional Living (supervised living arrangement for patients after discharge from hospital)
UAP	University Affiliated Program
UCPA	United Cerebral Palsy Association
UPL	Upper Payment Limit
VA	Veterans Administration
VBP	Value Based Payment
VIS	Vendor Inventory System
VR	Vocational Rehabilitation
YCP	Youth Community Programs