


# **MISSOURI JUDICIARY**



## **FY 2027 BUDGET REQUEST**

**Program Book**

## Table of Contents

THE MISSOURI JUDICIARY .....	1
Judiciary Budget Summary .....	1
State Auditor's Report .....	10
Missouri Sunset Act.....	11
PROGRAM DESCRIPTIONS .....	12
Technical Assistance .....	12
Court Technology Activity .....	13
Judicial Education Activity .....	14
Basic Civil Legal Services.....	15
OSCA Program Expenditure History .....	16
Judicial Circuits and Appellate Districts Map .....	18
FY27 Court of Appeals CORE by District .....	19
FY27 Court of Appeals CORE and New Decision Items ....	20
Court of Appeals FY 2025 Activity .....	21
Court of Appeals Expenditure History.....	22
FY 2026 CORE, Circuit Court Personal Services Budget by Circuit.....	23
Court of Appeals Workload History.....	25
Trial Courts Activity .....	26
Circuit Court Workload History .....	27
Missouri's Juvenile Secure Detention Facility Locations ....	28
Juvenile Justice Activity .....	29
Permanency Planning.....	30

Fostering Court Improvement .....	31
Court Appointed Special Advocate (CASA) Program .....	32
Missouri's CASA Programs.....	33
Domestic Relations Resolution Activity .....	34
Circuit Courts Program Expenditure History .....	35
Commission on Retirement, Removal, and Discipline .....	37
FY26 Treatment Court Fund Awards.....	38
FY26 MAT Awards.....	39
Adult Drug Treatment Court Program .....	40
Missouri Adult Treatment Courts map .....	41
DWI Treatment Court Activity .....	42
Missouri DWI Courts Map .....	43
Veterans Treatment Court Program Activity .....	44
Veterans Treatment Courts Map .....	45
Family Treatment Court Program .....	46
Family Treatment Courts Map .....	47
Juvenile Treatment Court Program.....	48
Juvenile Treatment Courts Map.....	49



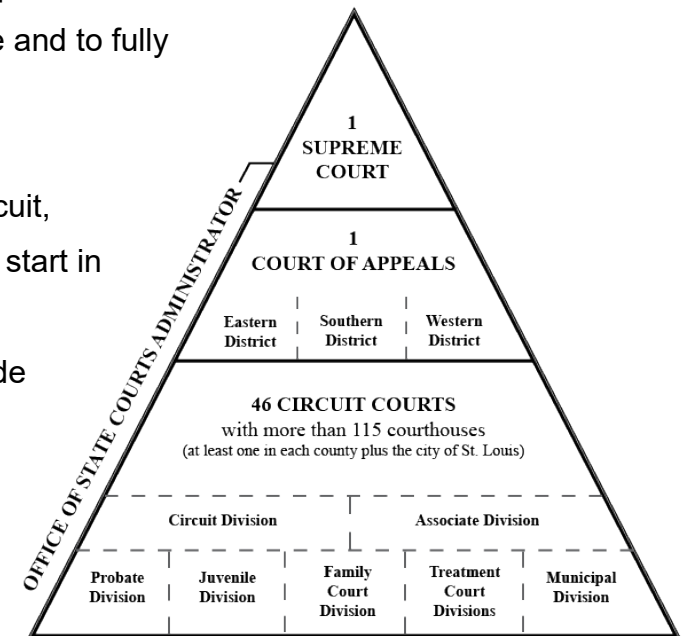
# The Missouri Judiciary

## Budget Priorities | Fiscal Year 2027 & Supplemental Fiscal Year 2026

The Missouri Judiciary – or third branch of government – provides Missouri citizens a stable, fair, and accessible system of justice for the resolution of disputes. Each year, Missouri courts resolve more than 750,000 cases. Municipal divisions resolved 669,368 cases relating to traffic and city ordinances in FY 2024.

Approximately 3,500 judicial employees represent the face of justice for Missourians who walk into our courthouses or access our services online. The Missouri Judiciary is, at its heart, a branch of people – court clerks, marshals, court reporters, juvenile officers, trial judges, and others who work to ensure the justice system serves the needs of our citizens. We continually strive for efficiency using technological innovation, but we need to retain experienced employees and recruit top-quality replacements to maintain public trust and confidence and to fully discharge our statutory and constitutional obligations.

Within the circuit courts, cases are grouped and heard in divisions by type, such as circuit, associate circuit, family, juvenile, municipal, probate, and small claims. Cases typically start in the circuit court and may be appealed to one of the three appellate districts, potentially ending up at the state supreme court. Some types of cases brought to the courts include divorce, bankruptcy, and civil rights. Criminal cases filed by prosecutors and cases challenging the constitutionality of state laws or the use of governmental power are other types of cases heard.



# Table *of* Contents

## iii COMPENSATION

**Support Public Service**

## iv ACCESS TO INTERPRETERS

**Ensure Access to Courts Through  
Interpreters in Civil and Criminal Cases**

## v PROTECTION AND ADMINISTRATION OF JUSTICE

**Protect the Public and Court Staff and  
Effectively Administer Justice**

## vii CONSTITUTIONAL MANDATE

**Marijuana Expungement Redaction Software**

## viii CRITICAL SERVICES AND ESSENTIAL FUNCTIONS

**EZ Warrant System**

While the Judiciary has effectively used existing resources to fulfill its role, additional resources are needed to further the priorities that will ensure **continuing stability, fairness, and accessibility.**



*The FY 2026 appropriation to the Missouri Judiciary totals less than 2% of the statewide General Revenue. The vast majority of that appropriation pays the salaries of court personnel in local communities across the state.*

## SUPPORT PUBLIC SERVICE | \$7.5 MILLION

**\$1,044,241** for FY 2027 for salaries for judges to match the projected federal salary increase of 1.5%, plus **\$3,696,472** for the FY 2019-2022 increases. Missouri judges' salaries are based upon the salaries of their federal counterparts under the compensation schedule filed by the Missouri Citizens Commission on Compensation for Elected Officials (Mo. Const, Art. XII, Sec. 3).

**\$1,612,566** for salary adjustments for circuit clerks based on county classification pursuant to section 483.083, RSMo.

**\$102,282** for FY 2027 for salaries for judicial commissioners, the Clerk of the Supreme Court, and counsel for the Commission on Retirement, Removal and Discipline to match the projected federal salary increase of 1.5%.

**\$88,821** for adjustments to court reporter salaries based on years of service, pursuant to section 485.060, RSMo, as amended in 2023.

**\$785,321** for FY 2027 for judicial circuits qualifying for an additional circuit judge under section 478.330, RSMo, and associated court reporter under section 485.040, RSMo: 13th Judicial Circuit (Boone and Callaway Counties); 19th Judicial Circuit (Cole County); and 21st Judicial Circuit (St. Louis County).

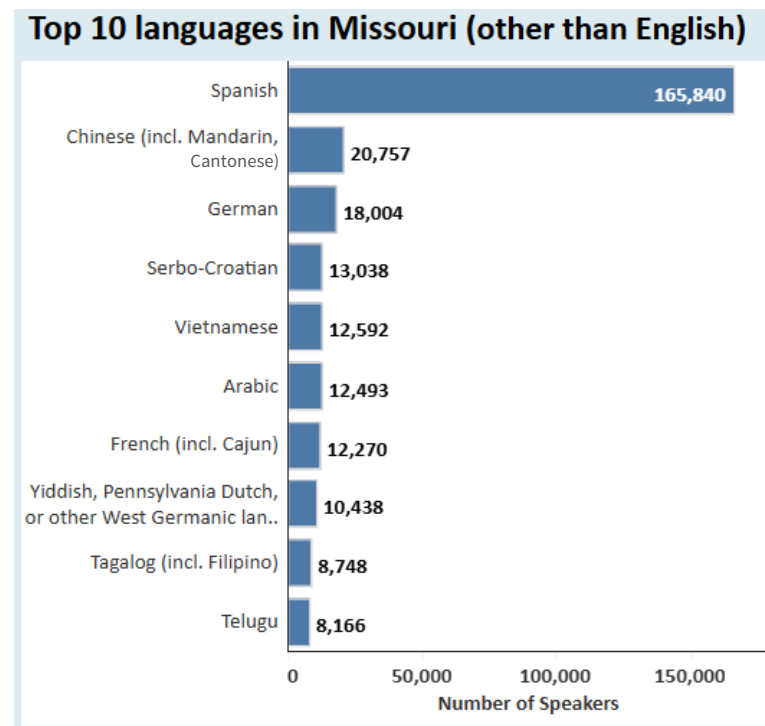
**\$171,616** for personal services and expense and equipment for a treatment court commissioner for the 39<sup>th</sup> Judicial Circuit (Lawrence, Stone, and Barry counties) based on the Judiciary's treatment court weighted caseload.



## ENSURE ACCESS TO COURTS THROUGH INTERPRETERS | \$927,878 IN CIVIL AND CRIMINAL CASES

**\$334,141** to fully fund the projected annual expenditures to cover costs for interpreters in civil court proceedings (\$334,141 requested for supplemental FY 2026 and \$334,141 requested for FY 2027).

**\$129,798** to fully fund the projected increase to annual expenditures to cover costs for interpreters in criminal court proceedings (\$129,798 requested for supplemental FY 2026 and \$129,798 requested for FY 2027).



Section 476.803, RSMo, requires courts to appoint a qualified language interpreter in all legal proceedings in which a non-English speaking person is a party or witness.

Language is very diverse across Missouri. A Missouri Economic Research and Information Center<sup>1</sup> survey identified seven languages in Missouri with 10,000 or more speakers. In 2020, 6.3% of Missouri residents spoke a language other than English.

<sup>1</sup> Missouri Department of Higher Education and Workforce Development. (2025). *Missouri Language Diversity*. Retrieved from <https://meric.mo.gov/data/many-languages-missouri>.

## PROTECT THE PUBLIC AND COURT STAFF AND EFFECTIVELY ADMINISTER JUSTICE | \$17 MILLION

**\$1,233,719** (including expense and equipment) for 26 pretrial administrators located in circuits based on workload to improve rates of court appearances and pretrial release while ensuring public safety.

The primary responsibility of pretrial services programs is to supervise people on pretrial release when required by the court. Court-ordered supervision may include court date reminders, phone or in-person check-ins, and periodic criminal history checks.

**\$183,288** and two FTE for behavioral health team.

The prevalence of individuals with behavioral health needs has a disproportionate impact on the state and local courts. The Office of State Courts Administrator (OSCA) proposes an internal Behavioral Health team, consisting of at least one clinically licensed Statewide Behavioral Health Administrator and one Behavioral Health Liaison, to provide leadership for initiatives, develop policies, offer training and technical assistance, and foster collaboration between courts, behavioral health systems, and other agencies to improve system responses and court outcomes for individuals with behavioral health needs.



**\$836,317** for the General Revenue transfer into the Treatment Court Fund and **\$1,974,979** and two FTE from the Treatment Court Fund to support training and operations for existing mental health treatment court programs that follow established standards and practices and to implement new mental health treatment court programs.

Mental health treatment courts are specialized court dockets focused on addressing the mental health disorder or co-occurring disorder of defendants charged with a criminal offense. There are currently less than 10 mental health treatment courts in Missouri. Section



478.001, RSMo, was amended in 2025 to include mental health courts in the programs of treatment court divisions supported by the Treatment Court Fund.

**\$1,199,978** for a Child's Counsel pilot program established by the Supreme Court under section 477.715, RSMo and section 210.160, RSMo.

A judge shall appoint counsel for a child (1) who is at least fourteen but less than eighteen years of age and (2) who is the subject of proceedings under

sections 210.110 to 210.165 (child abuse or neglect), except proceedings under subsection 6 of section 210.152 (de novo judicial review of Child Abuse and Neglect Review Board decision); sections 210.700 to 210.760 (court review of child placed with agency or foster care); or sections 211.442 to 211.487 (termination of parental rights). In any court case or proceeding in which child's counsel is appointed by the court, the court shall set a reasonable fee for such service. The court shall award such fees as a judgment to be paid by the state from appropriated funds.

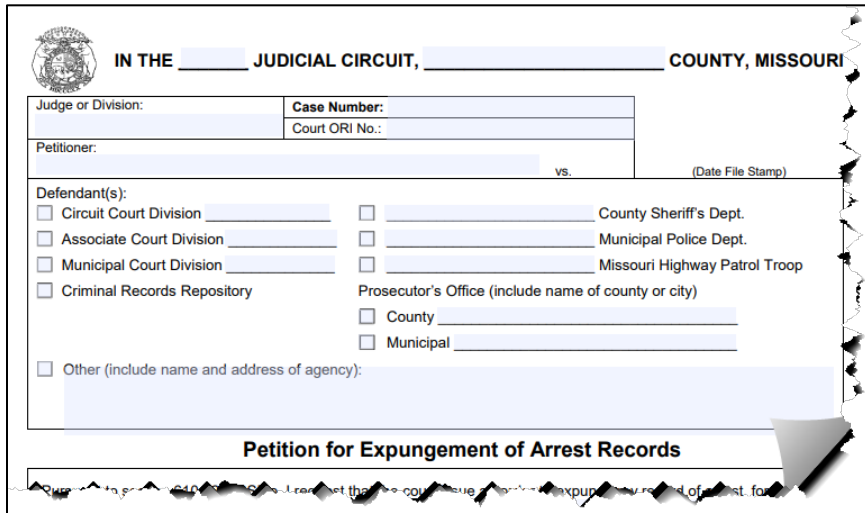
**\$1,872,000** for mental health contractors and **\$7,884,000** for security contractors to maintain secure juvenile detention centers, ensuring that facilities are equipped with appropriate mental health services for youth and staffed with trained personnel to uphold safety and security standards.

**\$1,057,306** to bring all detention aides and detention juvenile officers up to a level II classification and improve recruitment and retention efforts.

**\$857,295** and 13.36 FTE for juvenile officers based on the Judiciary juvenile officer weighted workload model.

## MARIJUANA EXPUNGEMENT REDACTION SOFTWARE | \$145,074

\$145,074 in additional projected expense and equipment for redaction software for expungements.



The image shows a legal form titled "Petition for Expungement of Arrest Records". At the top left is the Missouri state seal. The form is for the "IN THE \_\_\_\_\_ JUDICIAL CIRCUIT, \_\_\_\_\_ COUNTY, MISSOURI". It includes fields for "Judge or Division:", "Case Number:", "Court ORI No.:", and "Petitioner:". Below these are checkboxes for "Defendant(s):" including "Circuit Court Division", "Associate Court Division", "Municipal Court Division", "Criminal Records Repository", "County Sheriff's Dept.", "Municipal Police Dept.", and "Missouri Highway Patrol Troop". There is also a section for "Prosecutor's Office (include name of county or city)" with checkboxes for "County" and "Municipal". A large text area at the bottom is labeled "Other (include name and address of agency):". The title "Petition for Expungement of Arrest Records" is printed at the bottom of the form.

Mo. Const., Art. XIV, Sec. 2 was amended in November 2022 to legalize marijuana under specified circumstances and imposed specific constitutional duties on courts with respect to expungements and records maintenance.

Costs began in FY 2023 and continue into FY 2027.

## CRITICAL SERVICES AND ESSENTIAL FUNCTIONS | \$326,371

**\$216,600** for the EZ Warrant system.

EZ Warrant connects law enforcement with on-call judges and prosecuting attorneys, facilitating every step from warrant creation and signature to submission and electronic review, judicial swearing in, and approval or rejection of search warrants. The same licensing allows processing of in-custody warrants and protection orders.

Often, officers must leave a crime scene, manually complete an affidavit, obtain prosecutor approval, and wait for a judge's signature – sometimes taking hours. In time-sensitive situations, delays can hinder investigations. EZ Warrant allows officers to submit warrant requests digitally, enabling real-time collaboration between law enforcement, prosecutors, and judges.

EZ Warrant streamlines the submission of returns to the clerk's office with a fully electronic workflow. It also ensures process validation by requiring all necessary information and documentation to be included prior to submission – significantly reducing errors, delays, and administrative burden. The system facilitates the secure electronic transfer of documents, replacing outdated paper-based processes and enabling timely judicial review and decision-making.

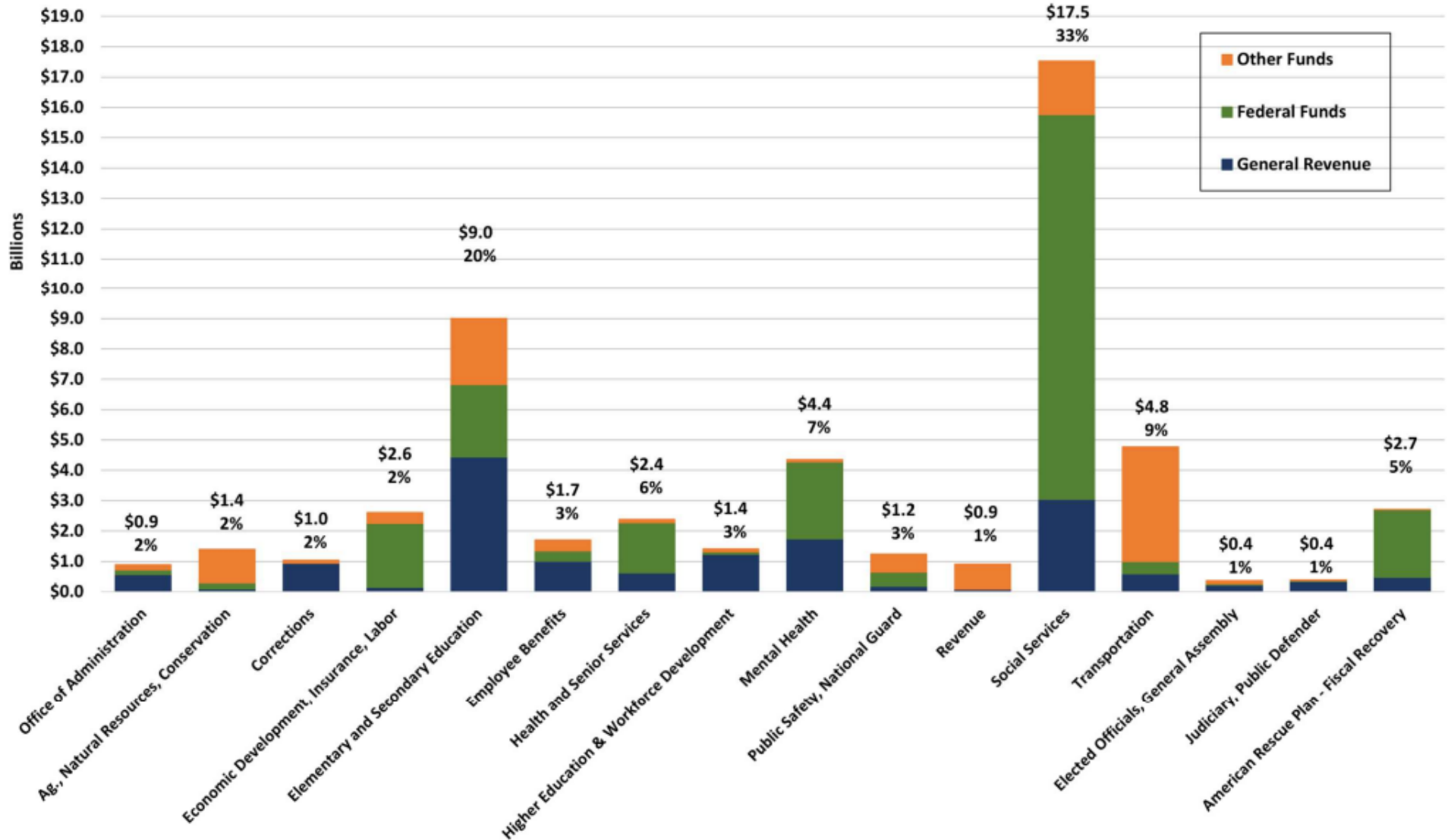
The software has been well-received by the Judiciary and law enforcement. No additional costs will be incurred by law enforcement agencies or prosecuting attorneys, making it a cost-effective solution for our justice partners. This investment supports the goals of judicial efficiency, public safety, and interagency collaboration while ensuring compliance with legal and procedural requirements.

Information security and maintenance are vital to the integrity of the case management system, and costs increase on an annual basis. The request of **\$109,771** is needed to cover the increase of the annual cost.

### St. Louis County Pilot Highlights

- 371 search warrants issued in 22 days – double the number typically filed
- Significantly reduced time needed to complete the warrant and receive the return, a process which used to take law enforcement 3 - 4 hours at a minimum
- Law enforcement officers no longer have to travel long distances for a judge to execute a search warrant

# FISCAL YEAR 2026 GOVERNOR'S RECOMMENDED OPERATING BUDGET (ALL FUNDS) - \*52,774,157,990



\*Excludes Refunds

**State Auditor's Reports, Oversight Evaluations, and Missouri Sunset Act Reports  
Senate Bill 299**

<b>Judiciary</b>	<b>Type of Report</b>	<b>Date Issued</b>	<b>Website</b>
Office of State Courts Administrator	State Audit Report	September 2023	<a href="http://www.auditor.mo.gov">Http://www.auditor.mo.gov</a>
<b>MISSOURI COUNTIES:</b>			
Bates County	State Audit Report	December 2024	<a href="http://www.auditor.mo.gov">Http://www.auditor.mo.gov</a>
Benton County	State Audit Report	January 2025	<a href="http://www.auditor.mo.gov">Http://www.auditor.mo.gov</a>
Butler County	State Audit Report	October 2024	<a href="http://www.auditor.mo.gov">Http://www.auditor.mo.gov</a>
Carroll County	State Audit Report	February 2024	<a href="http://www.auditor.mo.gov">Http://www.auditor.mo.gov</a>
Cedar County	State Audit Report	May 2025	<a href="http://www.auditor.mo.gov">Http://www.auditor.mo.gov</a>
Chariton County	State Audit Report	October 2023	<a href="http://www.auditor.mo.gov">Http://www.auditor.mo.gov</a>
Clark County	State Audit Report	May 2025	<a href="http://www.auditor.mo.gov">Http://www.auditor.mo.gov</a>
Dent County	State Audit Report	October 2022	<a href="http://www.auditor.mo.gov">Http://www.auditor.mo.gov</a>
Grundy County	State Audit Report	October 2022	<a href="http://www.auditor.mo.gov">Http://www.auditor.mo.gov</a>
Holt County	State Audit Report	January 2024	<a href="http://www.auditor.mo.gov">Http://www.auditor.mo.gov</a>
Howell County	State Audit Report	June 2023	<a href="http://www.auditor.mo.gov">Http://www.auditor.mo.gov</a>
Iron County	State Audit Report	April 2024	<a href="http://www.auditor.mo.gov">Http://www.auditor.mo.gov</a>
Linn County	State Audit Report	April 2025	<a href="http://www.auditor.mo.gov">Http://www.auditor.mo.gov</a>
Montgomery County	State Audit Report	February 2024	<a href="http://www.auditor.mo.gov">Http://www.auditor.mo.gov</a>
Nodaway County	State Audit Report	September 2022	<a href="http://www.auditor.mo.gov">Http://www.auditor.mo.gov</a>
Ozark County	State Audit Report	November 2023	<a href="http://www.auditor.mo.gov">Http://www.auditor.mo.gov</a>
Pemiscot County	State Audit Report	February 2024	<a href="http://www.auditor.mo.gov">Http://www.auditor.mo.gov</a>
Perry County	State Audit Report	November 2022	<a href="http://www.auditor.mo.gov">Http://www.auditor.mo.gov</a>
Putnam County	State Audit Report	October 2022	<a href="http://www.auditor.mo.gov">Http://www.auditor.mo.gov</a>
Randolph County	State Audit Report	May 2025	<a href="http://www.auditor.mo.gov">Http://www.auditor.mo.gov</a>
Ray County	State Audit Report	October 2023	<a href="http://www.auditor.mo.gov">Http://www.auditor.mo.gov</a>
Stoddard County	State Audit Report	December 2022	<a href="http://www.auditor.mo.gov">Http://www.auditor.mo.gov</a>
Texas County	State Audit Report	December 2022	<a href="http://www.auditor.mo.gov">Http://www.auditor.mo.gov</a>
Vernon County	State Audit Report	December 2024	<a href="http://www.auditor.mo.gov">Http://www.auditor.mo.gov</a>

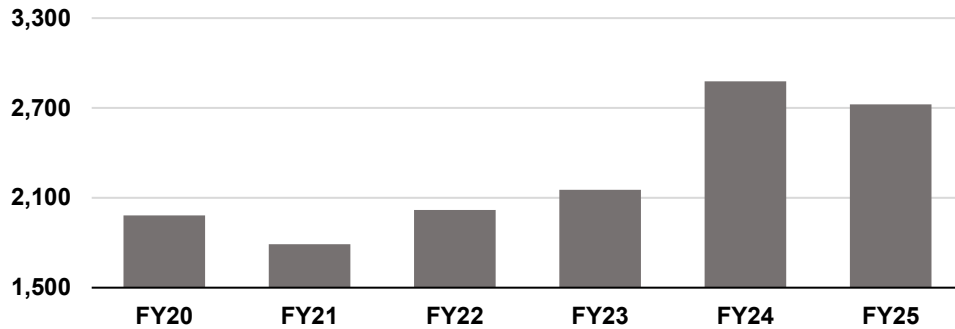
\* As per §55.030 and §55.160, RSMo, a County Auditor issues audit reports for 1<sup>st</sup> and 2<sup>nd</sup> class counties, so there are no state audit reports available.

### Programs Subject to Missouri Sunset Act

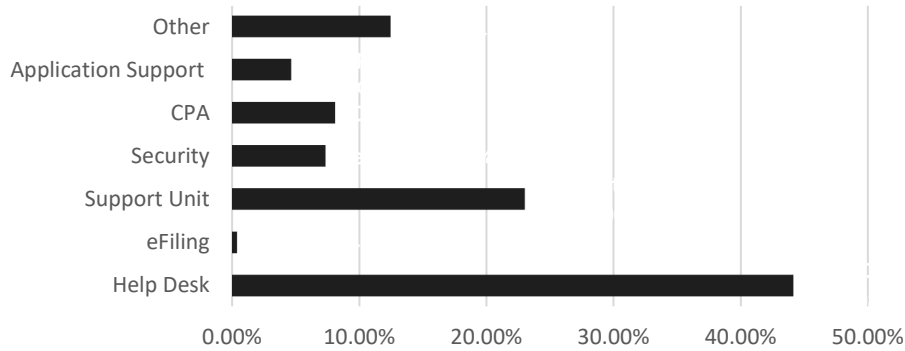
Program	Statutes Establishing	Sunset Date	Review Status
Statewide Court Automation Fund Fee	§488.027, RSMo	Removed (SB-103 / 9-1-2023)	
Basic Civil Legal Services Fund	§477.650, RSMo	December 31, 2025	

## Technical Assistance

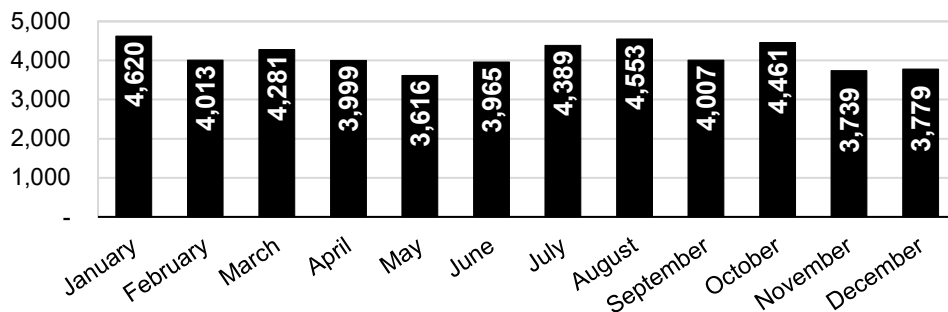
### FY 2025 Judge Transfer Orders



### HELP DESK CALLS FY 2025



### Average Help Desk Calls for Calendar Years 2020 - 2025 (thru June, 2025)



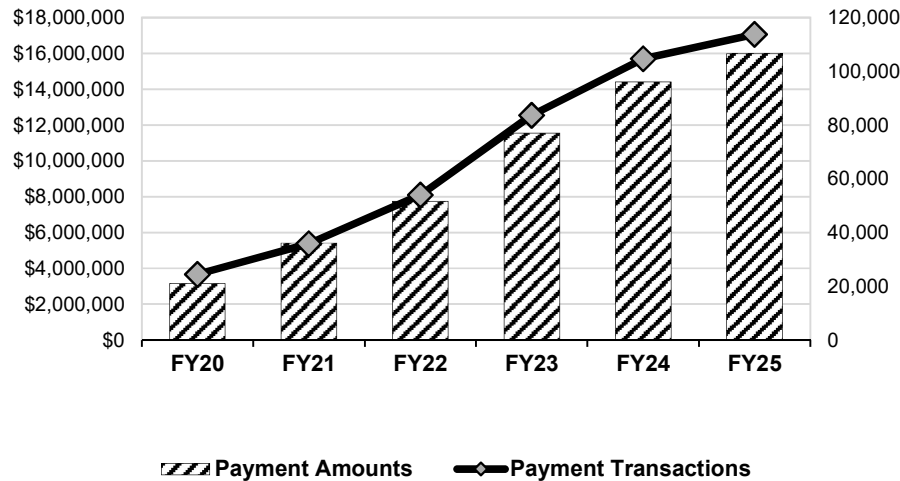
Acting under the direction of the Supreme Court of Missouri, pursuant to Article V, section 4 of the Missouri Constitution, the Office of State Courts Administrator (OSCA) is responsible for providing administrative, business and technology support services to the courts. The duties and responsibilities assigned to the state court administrator's office relate to all levels of the state court system. Some of the ways the office assists the courts include:

- Provide case processing technical support;
- Enable criminal history reporting;
- Facilitate debt collection via vendor;
- Support treatment court programs and administer treatment court funding;
- Maintain data for case disposition time standards and child permanency hearings;
- Maintain measures for juvenile services standards and administer juvenile program funding;
- Develop, maintain and update statewide case management system in all courts, along with a wide variety of other technical applications and hardware necessary for court operations;
- Fiscal support services (appropriation requests, fiscal notes, bill payment & reimbursements);
- Legal support services (e.g., updates on new legislation);
- Human resources support (payroll processing, personnel matters);
- Training for judicial personnel;
- Statistical analysis.

## Court Technology Activity

### Pay by Web

First Payment Processed on August 7, 2014

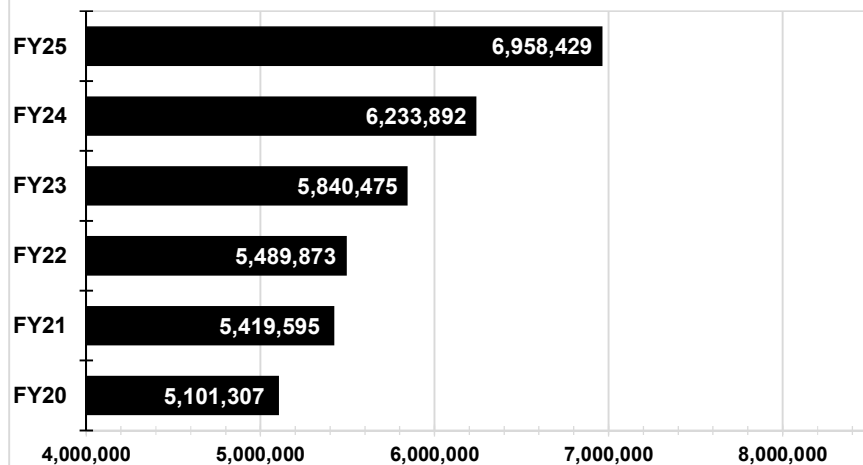


**Sustain and expand technology services that render geography largely irrelevant, with greater efficiency, wider access, and enhanced accountability for the litigant and taxpayer.**

- Maintain and support the computers, servers, websites, information systems, and technologies required to operate all Missouri courts by connecting 350 servers and 536 routers and switches in 224 locations, approximately 5,000 judiciary employees to share electronic information on one network and with other state systems.
- Develop and implement Show-Me Courts Enhanced Traffic and Ordinance and Show-Me Jury in the circuit courts, including the municipal divisions.
- Support Missouri Case.net, which averages 157,329,089 hits monthly, and more than 1.9 billion hits yearly.
- Add "Track This Case" to Case.net, which improves service by allowing citizens to receive an email or text about events in a particular case of interest. Currently, 497,402 users are registered with an average of 6,493 new users signing up each month.
- Generate approximately 26 million eNotices and eService emails in fiscal year 2025 through the Missouri eFiling system.
- Allow lawyers to use existing electronic court records to compile a legal file instead of paper records in the appellate courts. The Public Defenders Office is a significant beneficiary of the legal file functionality, saving the Public Defenders time and expense in their appellate filings. Postage costs are also saved due to this implementation. Taxpayer dollars are saved by eliminating the need for circuit court personnel to be involved in the process and citizens pay less in attorney fees for preparation of the legal file. The Missouri eFiling System processed 1,505 system-generated legal file filings during fiscal year 2025.
- Support video conferencing technology that allows an offender to appear before a judge for arraignment without ever leaving a secure facility. This reduces the need for transportation to court and security personnel, and increases secure containment of offenders, all of which enhance the safety of court personnel and the general public. Video Conferencing allows cost savings to county jails for not having to hold inmates while on a trip for a court appearance. Mental health hearings also use video conferencing statewide, realizing savings in time and money more productively spent on patient care.
- Develop, deploy, and maintain automated interfaces to share data with the highway patrol; attorney general's office; local prosecuting attorneys; and departments of revenue, social services, and health and senior services. Shared data populates other automated systems and meets federal and state reporting guidelines, such as criminal history and traffic disposition reporting.

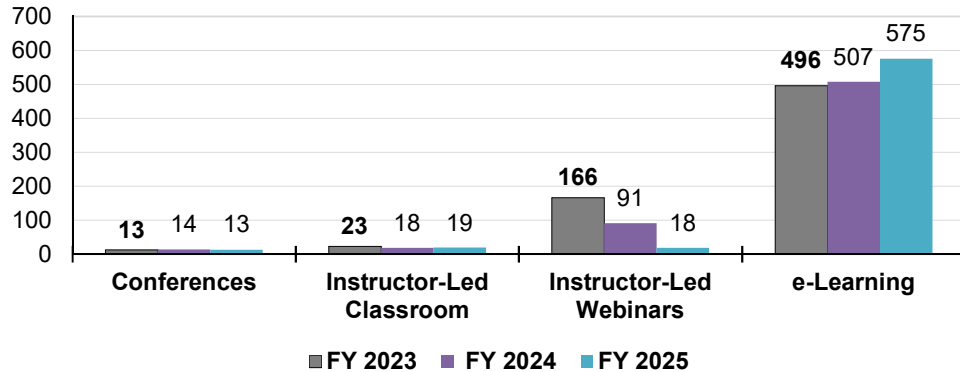
### MO eFiling System - Number of Filings

Initial Pilot Started on September 1, 2011



## Judicial Education Activity

### Activities by Delivery Method

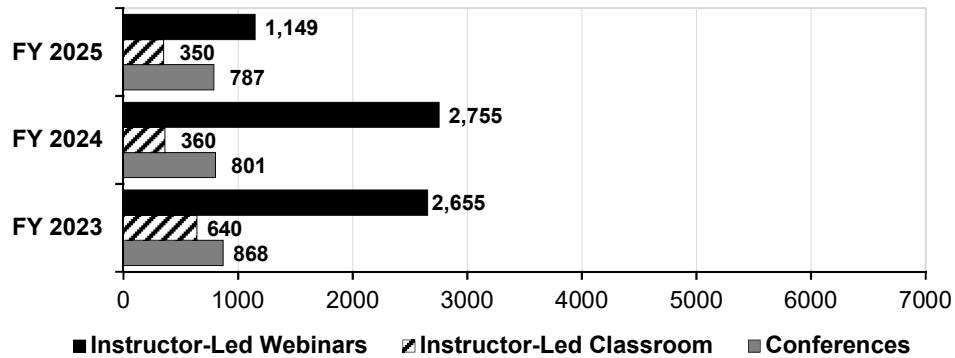


More than 6,491 state, county, and municipal judicial branch employees rely on new or continuing education and skills training funded by the Judicial Education and Training Fund. Citizens are best served when clerks, judges, and juvenile staff are well-educated and trained.

From front-line workers such as juvenile officers, detention workers, and court clerks, to municipal division employees, judicial education provides courses and programs of study tailored to meet the specific needs of both new and experienced court personnel. These courses and programs are designed to satisfy standards mandated by federal and state statutes and by Supreme Court rules. Courses provided included the following:

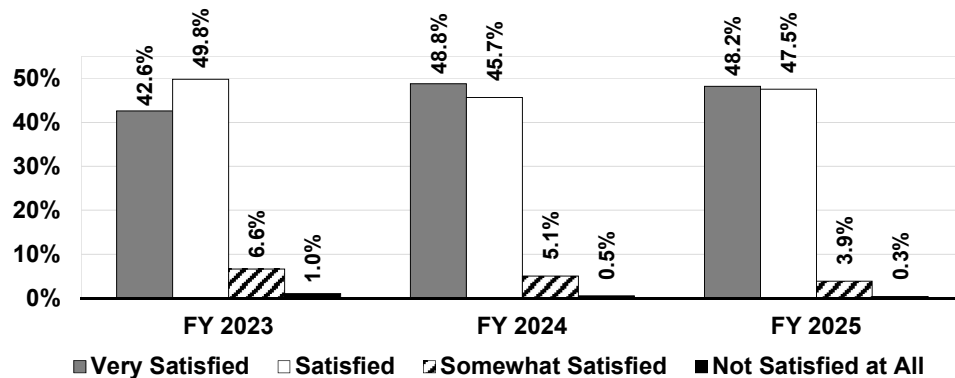
- New juvenile officer training
- Child abuse and neglect training
- Case planning and assessment
- Fundamental skills and safety for the juvenile justice professional
- Fundamental skills for detention staff faculty development
- Academy for Court Clerk Professional
- New clerk orientation
- Case processing
- Case management software
- Jury management software
- Child support software
- Judicial College
- New judge orientation
- Trial skill seminars
- MACSS

### Attendance by Delivery Method

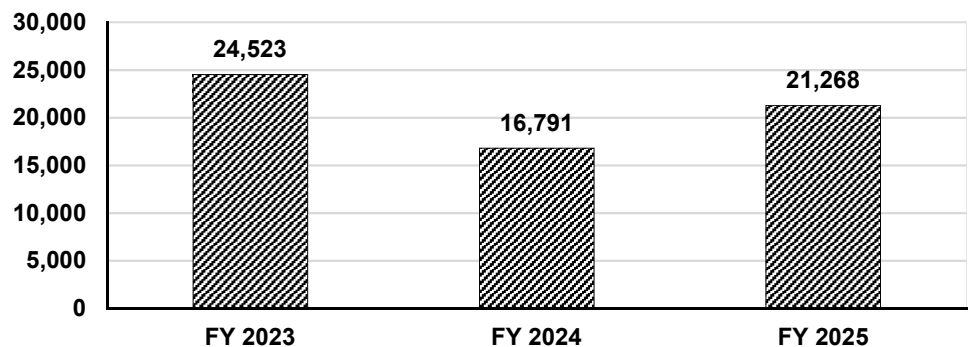


In FY21 additional Webinars were offered due to less in-person training.

### Overall Satisfaction Rating



### e-Learning Completions (Number of Attendees)

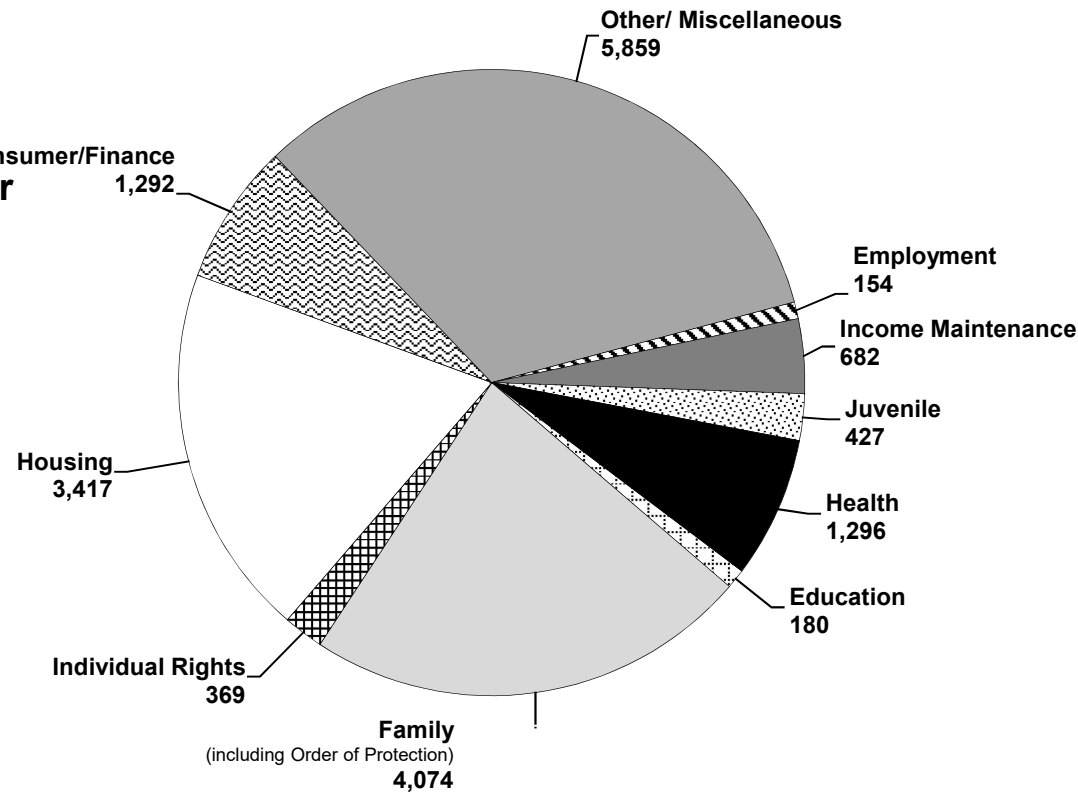


## Basic Civil Legal Services

### Provides funding for the Legal Aid programs

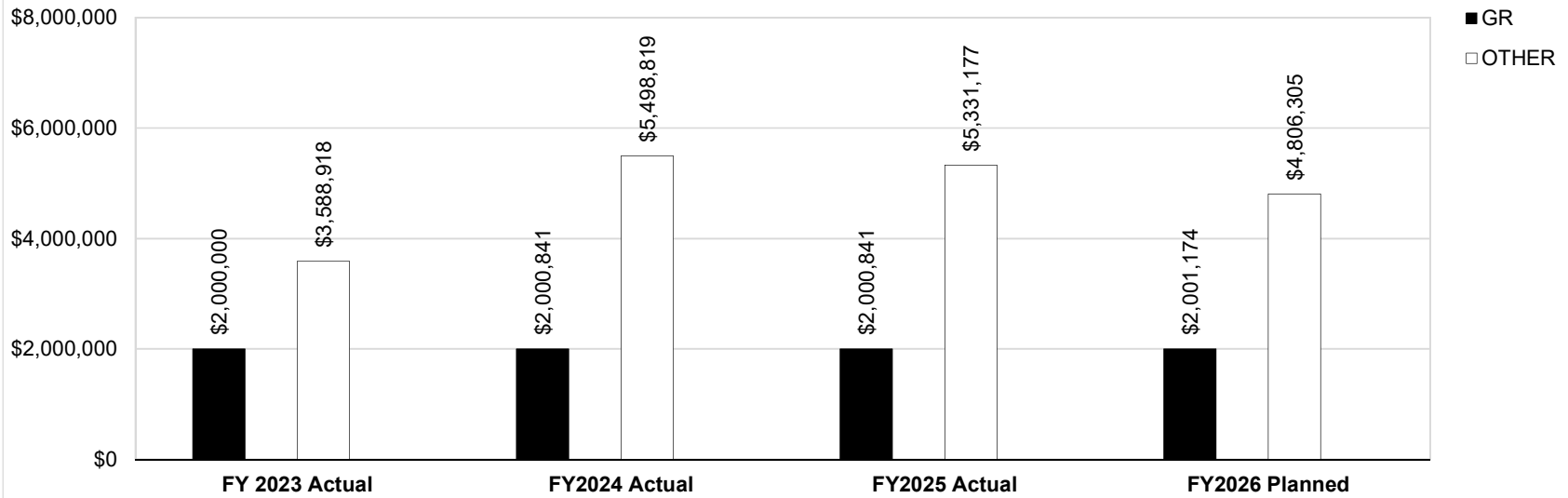
- The Basic Civil Legal Services Fund, passed in SB 447 (2003), section 477.650, RSMo., funds the work of Missouri's four Legal Aid programs, which provide access to the civil justice system to low-income Missourians (who live at or below 125% of Federal Poverty Level) to protect their fundamental legal rights.
- One of the focuses of the Legal Aid programs is to ensure that adults and children have access to medical care through the MoHealthNet system. Access to these benefits reduces the number of emergency room visits and the cost of medical care for everyone.
- There are four regional Legal Aid offices: Kansas City, St. Louis, Columbia and Springfield.
- In FY22, over \$125 million from punitive damages awarded in talc litigation in Missouri was transferred from the Tort Victims Compensation Fund into the BCLS. This represents the largest single payment into the BCLS, and this funding was paid to legal service organizations.

### Cases Closed During Calendar Year 2024 (17,750 cases)

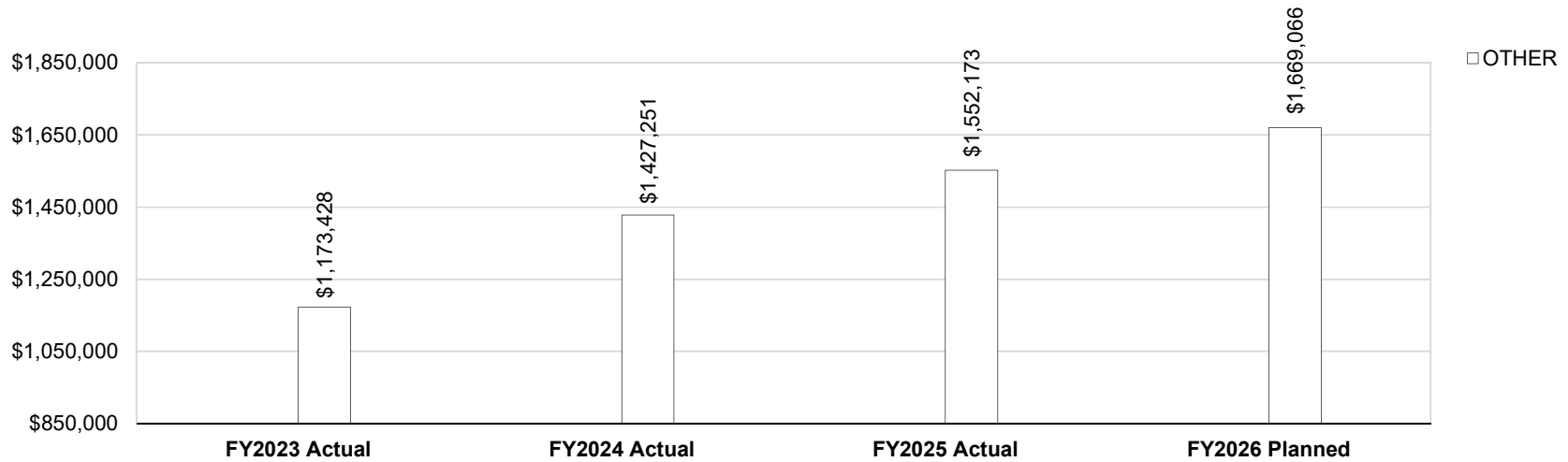


## OSCA Program Expenditure History

### Expenditure History - Court Automation

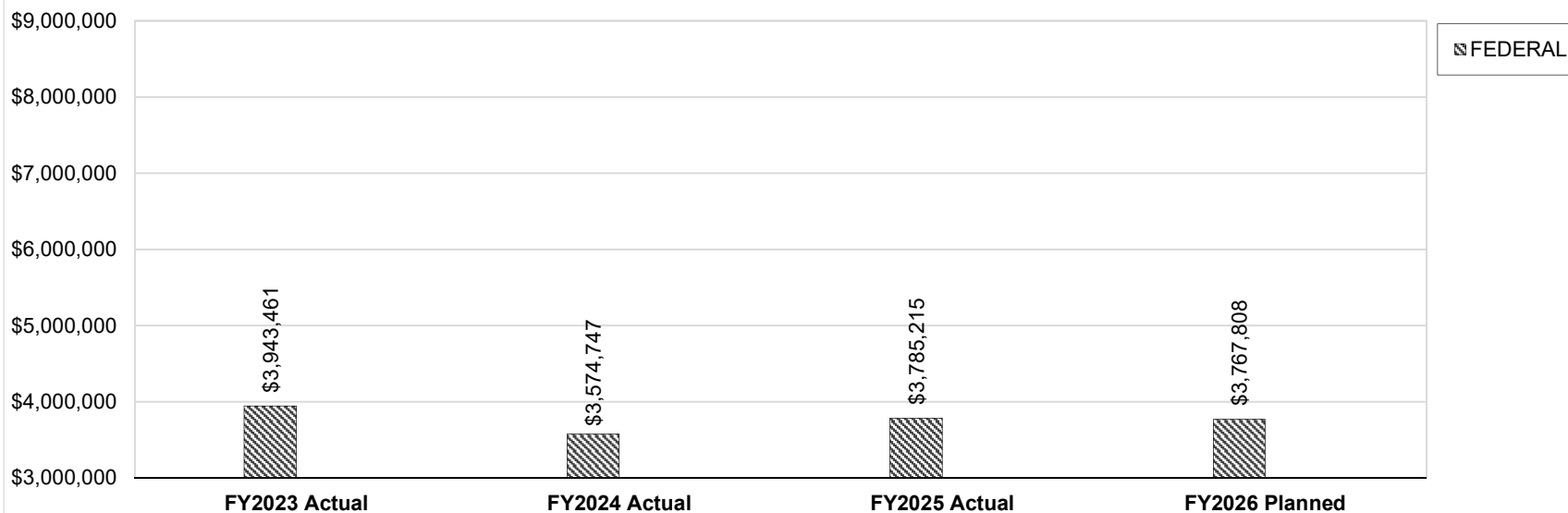


### Expenditure History - Judicial Education

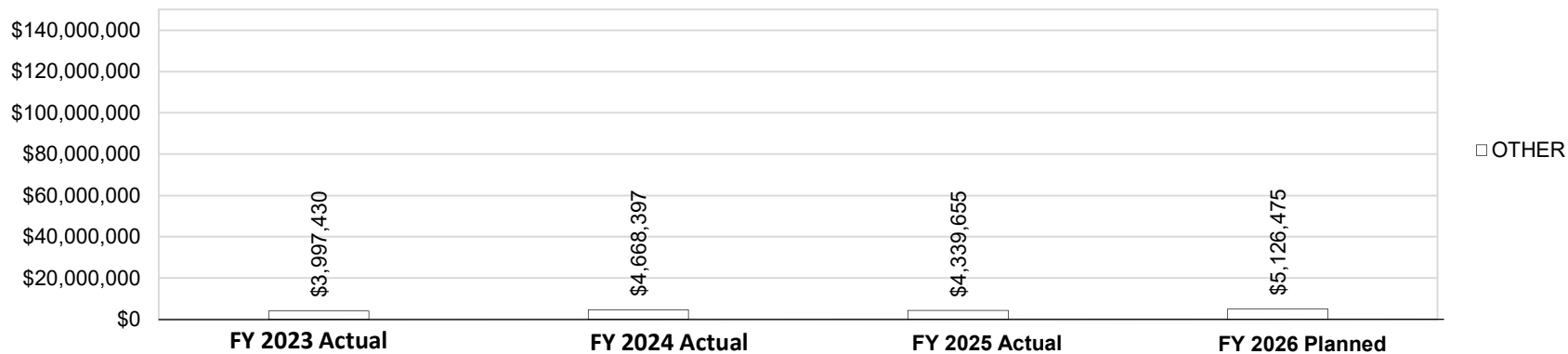


## OSCA Program Expenditure History

### Expenditure History - Court Improvement Projects



### Expenditure History - Basic Civil Legal Services



## Western District



- Prepared by: The Office of State Courts Administrator*  
*Revised May 2025*

**FISCAL YEAR 2027  
COURT OF APPEALS  
CORE BY DISTRICT**

**PERSONAL SERVICE:**

District	Appellate	Judges	Judicial Admin. Assistants		Law Clerks		Clerk		Staff Counsel		Other Staff		Total	Personal Service
Western District	11.00	\$1,992,245	6.00	\$320,062	22.00	\$1,414,289	1.00	\$123,434	1.00	\$97,886	13.50	\$780,285	54.50	\$4,728,201
Eastern District	14.00	\$2,535,585	14.00	\$692,633	28.00	\$1,773,176	1.00	\$110,507	1.00	\$76,603	17.75	\$1,074,449	75.75	\$6,262,953
Southern District	7.00	\$1,267,792	7.00	\$380,001	14.00	\$961,239	1.00	\$123,269	1.00	\$101,519	7.60	\$521,431	37.60	\$3,355,251
<b>TOTAL</b>	<b>32.00</b>	<b>\$5,795,622</b>	<b>27.00</b>	<b>\$1,392,696</b>	<b>64.00</b>	<b>\$4,148,704</b>	<b>3.00</b>	<b>\$357,210</b>	<b>3.00</b>	<b>\$276,008</b>	<b>38.85</b>	<b>\$2,376,165</b>	<b>167.85</b>	<b>\$14,346,405</b>

**EXPENSE AND EQUIPMENT:**

District	Travel	Utilities, Janitorial, & M&R Services *	Library & Research	Equipment	Other	Total Expense & Equipment
Western District	\$50,147	\$142,000	\$153,486	\$62,372	\$65,629	\$473,634
Eastern District	\$32,035	\$5,326	\$134,520	\$109,796	\$195,427	\$477,104
Southern District	\$28,851	\$1,921	\$98,468	\$94,630	\$97,300	\$321,170
<b>TOTAL</b>	<b>\$111,033</b>	<b>\$149,247</b>	<b>\$386,474</b>	<b>\$266,798</b>	<b>\$358,356</b>	<b>\$1,271,908</b>

\* The Western District is the only district of the Court of Appeals that has its own building. Therefore, the Western District pays expenses out of its budget that are subsumed within the building lease payments made by OA on behalf of the other districts.

**TOTAL CORE REQUEST:**

Western District	\$5,201,835
Eastern District	\$6,740,057
Southern District	<u>\$3,676,421</u>
<b>TOTAL - COURT OF APPEALS</b>	<b><u>\$15,618,313</u></b>

**FISCAL YEAR 2027  
COURT OF APPEALS  
CORE AND NEW DECISION ITEMS**

DEPARTMENT FY 2027 REQUESTS:

Item	Western District	Eastern District	Southern District	Total
Core	\$ 5,201,835	\$ 6,740,057	\$ 3,676,421	\$ 15,618,313
Constitutional Mandate FY27	\$ 31,317	\$ 39,858	\$ 19,929	\$ 91,104
Constitutional Mandate FY19-22	\$ 114,026	\$ 145,124	\$ 72,562	\$ 331,712
<b>Total Request</b>	<b>\$ 5,347,178</b>	<b>\$ 6,925,039</b>	<b>\$ 3,768,912</b>	<b>\$ 16,041,129</b>

GOVERNOR FY 2027 RECOMMENDATIONS:

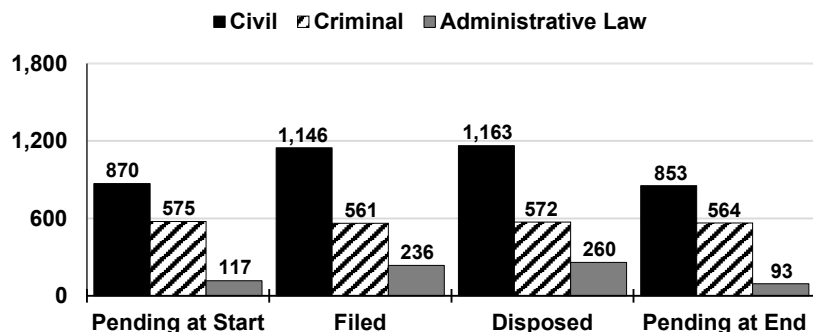
Item	Western District	Eastern District	Southern District	Total
Core	\$ 5,201,835	\$ 6,740,057	\$ 3,676,421	\$ 15,618,313
<b>Total Request</b>	<b>\$ 5,201,835</b>	<b>\$ 6,740,057</b>	<b>\$ 3,676,421</b>	<b>\$ 15,618,313</b>

# Court of Appeals FY 2025 Activity

## Caseload Activity

## Non-Caseload Activity

### 2025 Appeals



In addition to handling cases filed in our courts, appellate judges are actively involved in improving the efficient and effective administration of justice throughout the state.

- Missouri's appellate judges contribute to judicial effectiveness through participation in and leading a number of statutory and Supreme Court committees, commissions, and taskforces, which are designed to promote the administration of justice. These include: Missouri Court Automation Committee, State Judicial Records Committee, Judicial Education Committee, Appellate and Civil Rule committees, Committee on Criminal Procedures and Instructions, Commission on Racial and Ethnic Fairness, Civil Education Committee, Joint Commission on Women in the Profession, Family Law Committee, Commission on Retirement, Removal and Discipline, and Commission on Civil Justice Reform. Furthermore, Missouri appellate judges serve on national committees and in organizations that seek to improve the administration of justice beyond the borders of our state, including the National Center for Courts and the National Conference of Bar Examiners.

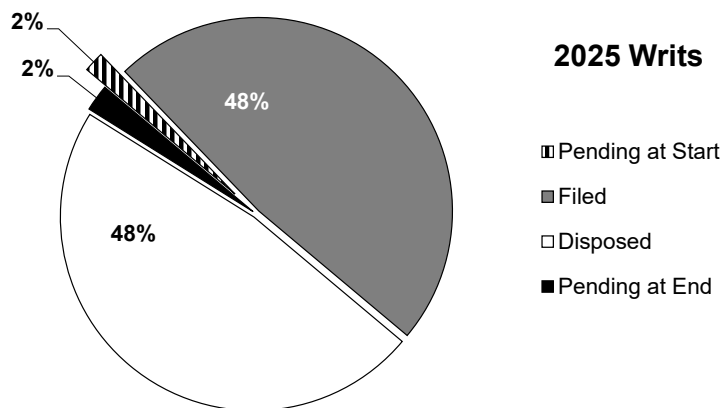
- Missouri's appellate judges provide free and frequent civic education by speaking at community, civic, legal, and educational functions. This public outreach complements access to the courts initiatives such as Case.net and Track This Case.

- In 2012, through the efforts of the judges, court staff, and representatives of the Office of State Courts Administrator, the three districts of the Court of Appeals implemented electronic filing. Since that time, we have continued to improve and refine the electronic filing system. For example, we have added popular features like "Track This Case," which allows approximately 100,000 citizens to follow cases of interest. In January 2018, we also implemented a new system that allows lawyers to use existing court records to electronically compile a legal file without having to copy and scan certified paper records. This saves taxpayers dollars by eliminating the need for circuit court personnel to assist in this process, and it reduces attorney's fees by dramatically decreasing the time to prepare a legal file.

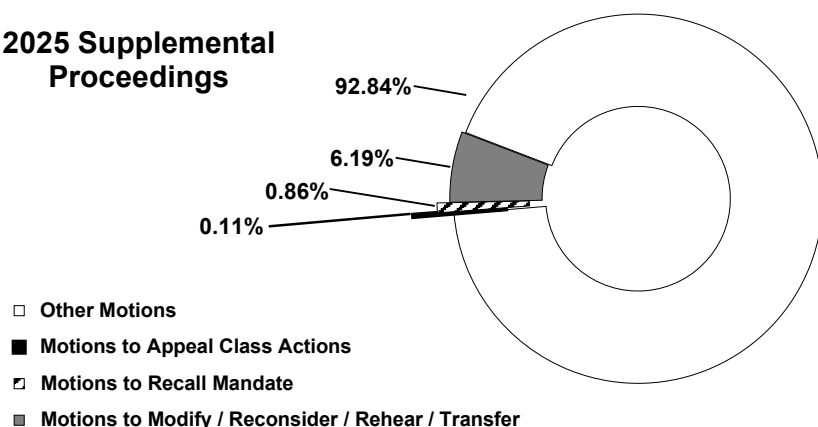
- The chief judge of the Western District chairs the 6th, 7th and 16th Judicial Circuit commissions. The chief judge of the Eastern District chairs the 21<sup>st</sup> and 22nd Judicial Circuit commissions. The chief judge of the Southern District chairs the 31st Judicial Circuit Commission. These commissions submit panels to the Governor for appointment of associate and circuit court judges for the respective circuits.

- To increase accessibility to the judicial process, the three districts of the Court of Appeals conduct special dockets at dozens of locations outside of our respective courthouses. These dockets are conducted at colleges, universities, law schools, county courthouses, and other public places in our communities. The goal is to serve the needs of our citizens who would not otherwise have the opportunity to see their appellate court in action.

### 2025 Writs

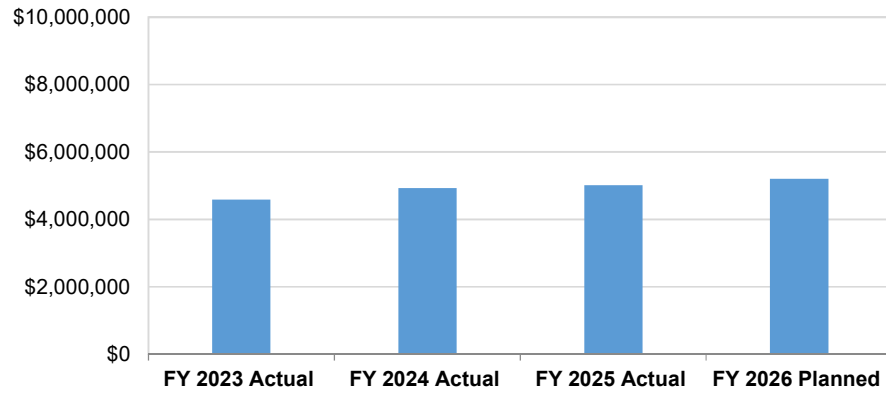


### 2025 Supplemental Proceedings

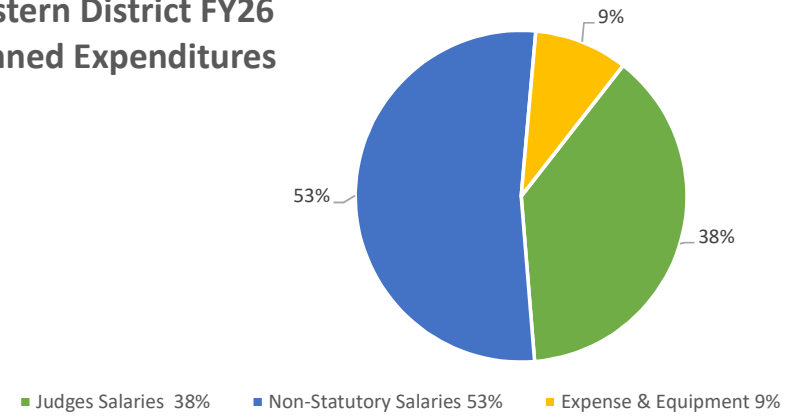


## Court of Appeals Expenditure History

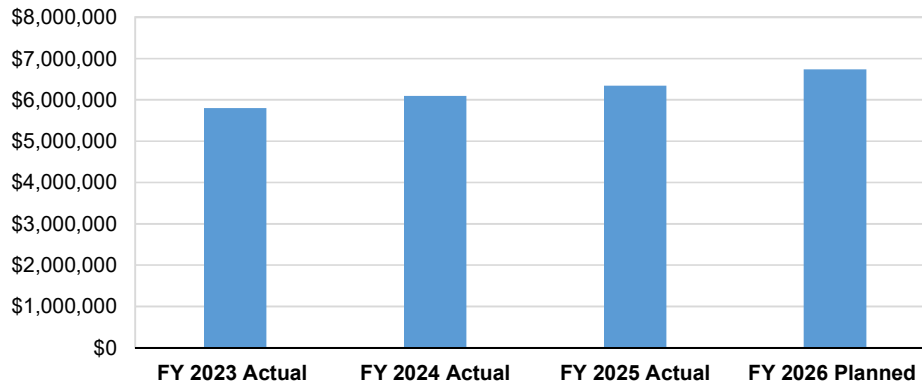
### Expenditure History - Western District



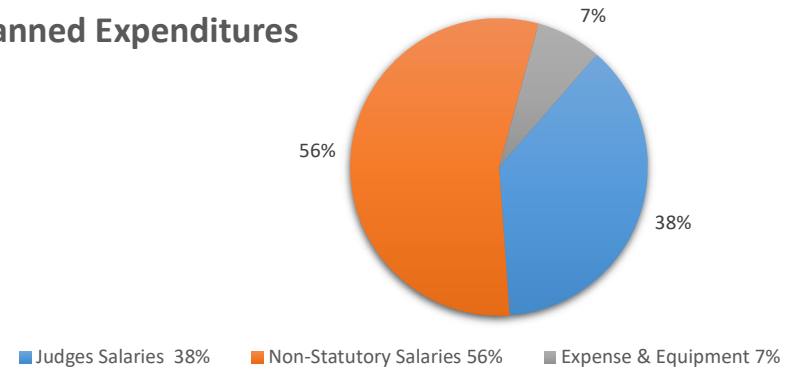
### Western District FY26 Planned Expenditures



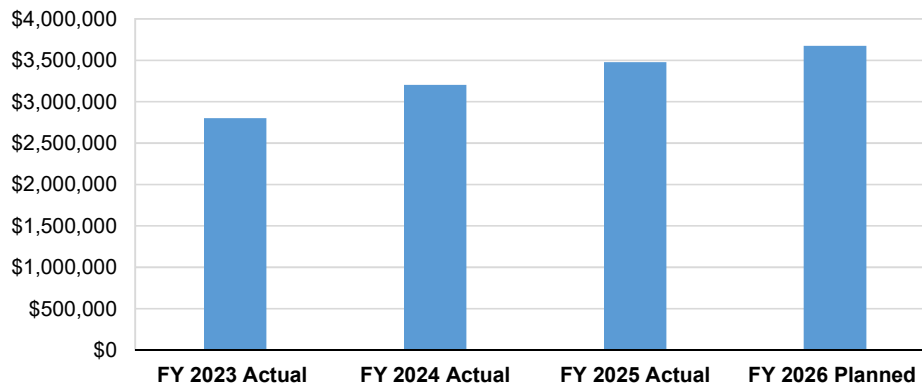
### Expenditure History - Eastern District



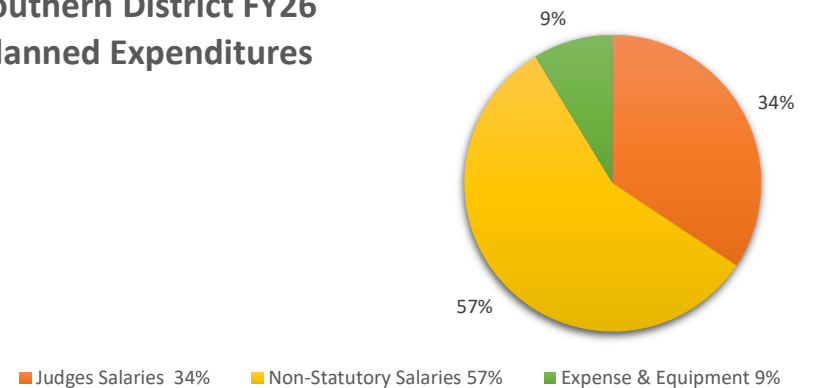
### Eastern District FY26 Planned Expenditures



### Expenditure History - Southern District



### Southern District FY26 Planned Expenditures



**FY 2026 CORE (As of August 6, 2025)**  
**CIRCUIT COURT PERSONAL SERVICES BUDGET BY CIRCUIT**

CIR	CIRCUIT JUDGES		ASSOCIATE CIRCUIT JUDGES & COMMISSIONERS		COURT REPORTERS		CIRCUIT CLERKS		JUVENILE STAFF		CIRCUIT COURT PERSONNEL FY26 CORE		TOTAL ALL FTE, ALL FUNDS		CIR
1	1.00	180,602	3.00	498,462	1.00	72,516	3.00	216,635	5.000	257,457	8.7500	357,673	21.7500	1,583,346	1
2	1.00	180,602	3.00	498,462	1.00	76,323	3.00	222,986	42.000	1,868,192	15.3645	699,316	65.3645	3,545,882	2
3	1.00	180,602	4.00	664,617	1.00	97,486	4.00	304,842	6.000	338,013	10.9000	460,896	26.9000	2,046,455	3
4	1.00	180,602	5.00	830,771	1.00	72,516	5.00	373,995	8.000	402,575	13.0000	543,173	33.0000	2,403,633	4
5	4.00	722,409	3.00	498,462	4.00	349,285	2.00	163,281	42.200	1,794,670	30.5000	1,307,931	85.7000	4,836,039	5
6	3.00	541,806	3.00	498,462	3.00	221,354	1.00	95,583	-	0	27.7500	1,185,888	37.7500	2,543,094	6
7	4.00	722,409	5.00	830,771	4.00	340,002	1.00	89,330	-	0	50.5000	2,197,980	64.5000	4,180,492	7
8	1.00	180,602	2.00	332,308	1.00	82,619	2.00	151,009	3.500	178,577	8.5000	348,482	18.0000	1,273,598	8
9	1.00	180,602	3.00	498,462	1.00	72,516	3.00	224,397	5.000	274,336	10.5000	454,948	23.5000	1,705,262	9
10	1.00	180,602	3.00	498,462	1.00	97,486	4.00	325,799	6.400	306,974	15.2000	623,029	30.6000	2,032,352	10
11	6.00	1,083,613	10.00	1,661,542	6.00	484,804	1.00	89,330	-	0	65.1000	2,826,176	88.1000	6,145,464	11
12	1.00	180,602	4.00	664,617	1.00	72,516	3.00	226,514	9.500	475,305	22.5000	961,942	41.0000	2,581,496	12
13	5.00	903,011	8.00	1,329,233	5.00	422,622	2.00	185,194	61.000	2,652,183	64.7500	2,844,610	145.7500	8,336,853	13
14	1.00	180,602	2.00	332,308	1.00	97,486	2.00	156,045	6.750	342,555	13.2910	547,456	26.0410	1,656,452	14
15	1.00	180,602	4.00	664,617	1.00	76,323	2.00	175,650	5.500	272,327	16.5500	713,082	30.0500	2,082,600	15
16	19.00	3,431,441	19.00	3,171,377	19.00	1,516,327	1.00	94,674	-	0	168.1000	7,269,517	226.1000	15,483,336	16
17	2.00	361,204	6.00	996,925	2.00	152,645	2.00	181,621	35.500	1,508,741	36.7500	1,540,463	84.2500	4,741,600	17
18	1.00	180,602	3.00	498,462	1.00	82,619	2.00	166,252	6.500	336,571	22.7500	973,262	36.2500	2,237,770	18
19	4.00	722,409	2.00	332,308	4.00	350,106	1.00	90,223	-	0	31.5000	1,337,691	42.5000	2,832,738	19
20	2.00	361,204	5.00	830,771	2.00	148,838	3.00	247,861	10.000	505,384	35.0000	1,442,246	57.0000	3,536,304	20
21	22.00	3,973,248	22.00	3,669,840	22.00	1,811,044	1.00	89,330	-	0	206.5000	9,117,407	273.5000	18,660,868	21
22	24.00	4,334,452	12.00	2,008,298	24.00	2,019,926	1.00	144,044	-	0	140.5000	6,226,251	201.5000	14,732,970	22
23	6.00	1,083,613	6.00	996,925	6.00	501,204	1.00	93,797	2.000	98,078	54.5000	2,359,702	75.5000	5,133,318	23
24	3.00	541,806	6.00	996,925	3.00	217,547	4.00	326,894	30.750	1,386,101	40.5000	1,735,593	87.2500	5,204,866	24
25	3.00	541,806	6.00	996,925	3.00	238,480	4.00	304,842	16.500	832,416	44.9000	1,983,048	77.4000	4,897,517	25
26	3.00	541,806	7.00	1,163,079	3.00	250,131	5.00	393,841	38.000	1,688,804	43.0000	1,846,702	99.0000	5,884,363	26
27	1.00	180,602	3.00	498,462	1.00	82,619	3.00	227,926	10.500	551,979	16.3000	710,049	34.8000	2,251,638	27
28	1.00	180,602	4.00	664,617	1.00	72,516	4.00	299,902	7.000	342,275	17.4500	770,397	34.4500	2,330,309	28
29	3.00	541,806	5.00	830,771	3.00	250,131	1.00	104,141	-	0	36.7500	1,521,621	48.7500	3,248,471	29

**FY 2026 CORE (As of August 6, 2025)**  
**CIRCUIT COURT PERSONAL SERVICES BUDGET BY CIRCUIT**

CIR	CIRCUIT JUDGES		ASSOCIATE CIRCUIT JUDGES & COMMISSIONERS		COURT REPORTERS		CIRCUIT CLERKS		JUVENILE STAFF		CIRCUIT COURT PERSONNEL FY26 CORE		TOTAL ALL FTE, ALL FUNDS		CIR
30	1.00	180,602	7.00	1,163,079	1.00	72,516	5.00	384,580	9.000	509,281	28.7000	1,202,032	51.7000	3,512,089	30
31	7.00	1,264,215	12.00	1,993,850	7.00	544,943	1.00	90,223	-	0	78.0000	3,401,578	105.0000	7,294,809	31
32	3.00	541,806	4.00	664,617	3.00	217,547	3.00	237,750	17.000	882,673	31.1125	1,386,093	61.1125	3,930,485	32
33	1.00	180,602	4.00	664,617	1.00	97,486	2.00	148,893	26.500	1,176,626	22.3500	996,316	56.8500	3,264,539	33
34	1.00	180,602	3.00	498,462	1.00	72,516	2.00	155,244	8.500	434,201	16.8000	755,219	32.3000	2,096,244	34
35	1.00	180,602	5.00	830,771	1.00	72,516	2.00	151,715	29.175	1,321,357	28.0000	1,256,387	66.1750	3,813,347	35
36	1.00	180,602	3.00	498,462	1.00	76,323	2.00	152,421	10.000	506,292	24.0000	1,014,649	41.0000	2,428,749	36
37	1.00	180,602	5.00	830,771	1.00	82,619	4.00	302,019	7.000	383,691	23.3750	1,009,858	41.3750	2,789,561	37
38	2.00	361,204	2.00	332,308	2.00	148,838	1.00	95,583	9.000	474,071	23.5000	1,006,320	39.5000	2,418,325	38
39	2.00	361,204	6.00	996,925	2.00	170,001	3.00	227,926	9.000	485,310	33.0000	1,383,754	55.0000	3,625,119	39
40	2.00	361,204	3.00	498,462	2.00	145,031	2.00	166,252	9.500	479,690	27.0000	1,152,444	45.5000	2,803,084	40
41	1.00	180,602	2.00	332,308	1.00	89,642	2.00	155,244	6.000	320,750	7.0000	296,800	19.0000	1,375,346	41
42	2.00	361,204	6.00	996,925	2.00	173,808	5.00	380,346	6.500	345,836	26.1500	1,130,491	47.6500	3,388,611	42
43	2.00	361,204	5.00	830,771	2.00	180,105	5.00	381,758	7.000	336,561	17.4500	755,647	38.4500	2,846,045	43
44	1.00	180,602	3.00	498,462	1.00	76,323	3.00	232,159	23.250	1,031,305	16.0000	689,583	47.2500	2,708,435	44
45	1.00	180,602	3.00	498,462	1.00	72,516	2.00	162,724	6.000	308,581	22.3500	920,602	35.3500	2,143,487	45
46	1.00	180,602	2.00	332,308	1.00	97,486	1.00	92,010	7.500	388,505	20.5000	903,684	33.0000	1,994,596	46
Senior Judges			5.0000	141,947									5.0000	141,947	
Other											6.0000	475,284	6.0000	475,284	
Statewide Unallocated							0				78.2310	4,943,157	78.23	4,943,157	
TOTAL	156.00	28,173,937	248.00	40,560,752	156.00	12,720,194	116.00	9,282,786	548.525	25,798,245	1,797.1740	79,586,427	3021.70	196,122,342	

Statutory salaries total \$88,508,992 and 684 FTE, or 45% and 23%, respectively. Non-statutory salaries total \$107,613,350 and 2,337.70 FTE, or 55% and 77%, respectively. Flexibility was used for funding pay increases for judges.

7th Circuit: 1 family court commissioner @ \$166,154 is included with associate circuit judges.

11th Circuit: 1 probate commissioner @ \$166,154 is included with associate circuit judges.

13th Circuit: 1 family court commissioner and 1 treatment court commissioner @ \$332,308 is included with associate circuit judges.

16th Circuit: 1 probate commissioner @ \$180,602 is included with the circuit judges; 6 family court commissioners, 1 treatment court commissioner and 1 deputy probate commissioner totaling \$1,509,835 are included with associate circuit judges.

21st Circuit: 1 probate commissioner @ \$180,602 is included with the circuit judges; 5 family court commissioners, 1 deputy probate commissioner and 1 treatment court commissioner totaling \$1,343,681 are included with associate circuit judges

22nd Circuit: 1 probate commissioner @ \$180,602 is included with the circuit judges; 1 family court commissioners, 2 treatment court commissioners and 1 deputy probate commissioner are included with associate circuit judges totaling \$845,219.

24th Circuit: 1 treatment court commissioner @ \$166,154 is included with associate circuit judges.

29th Circuit: 1 family court commissioner and 1 treatment court commissioner @ \$332,308 is included with associate circuit judges.

31st Circuit: 4 family court commissioners, 1 treatment court commissioner and 1 probate commissioner are included with associate circuit judges totaling \$996,925.

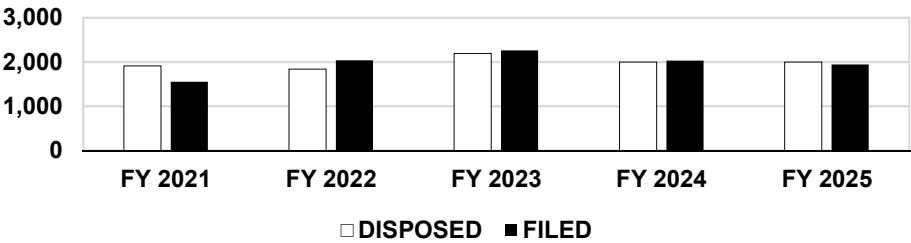
33rd Circuit: 1 treatment court commissioner @ \$166,154 is included with associate circuit judges.

35th Circuit: 1 treatment court commissioner @ \$166,154 is included with associate circuit judges.

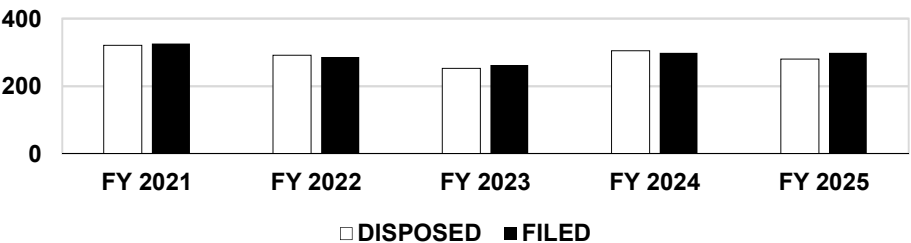
42nd Circuit: 1 treatment court commissioner @ \$166,154 is included with associate circuit judges.

Court of Appeals Workload History

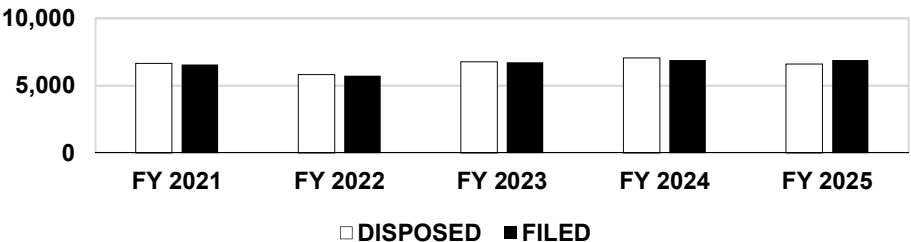
Appeals



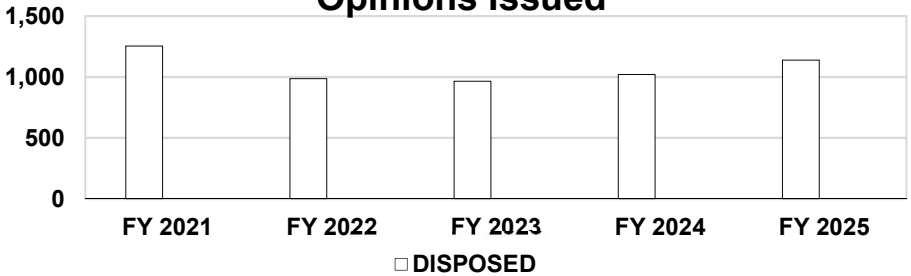
Writs



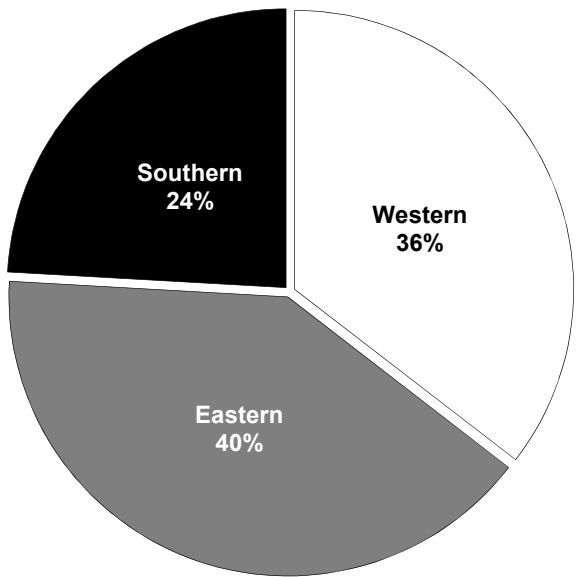
Motions



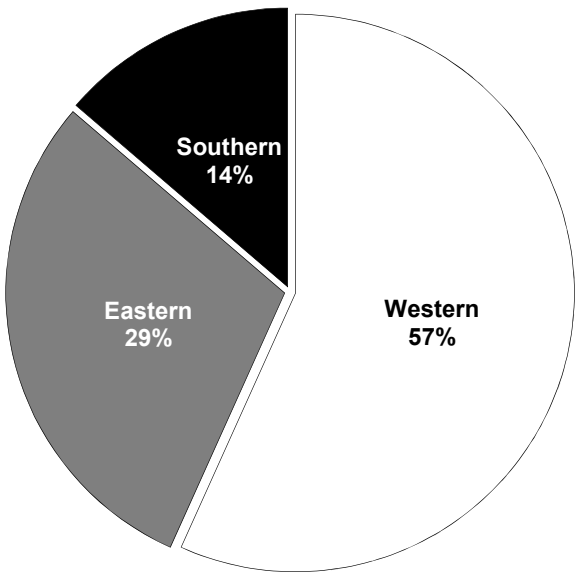
Opinions Issued



Missouri's Population by District



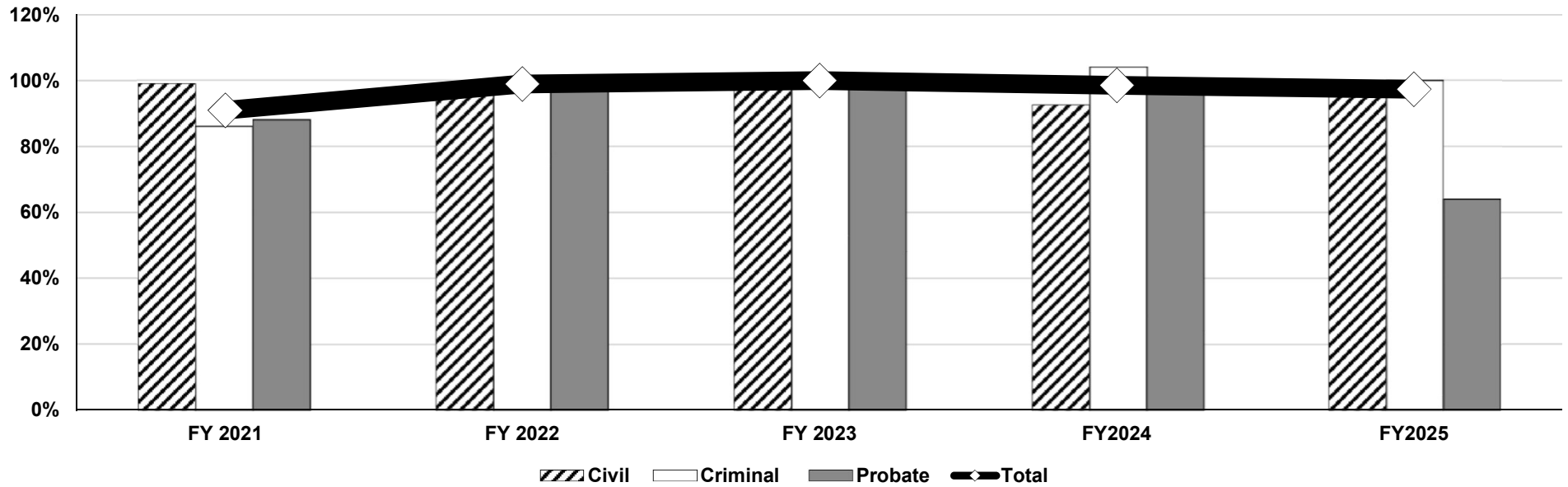
Inmate Operating Capacity by District



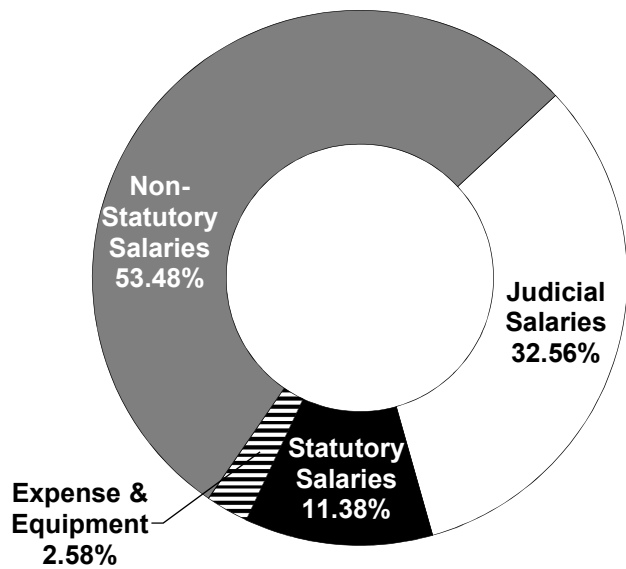
## Trial Courts Activity

Provides adjudication of circuit court cases

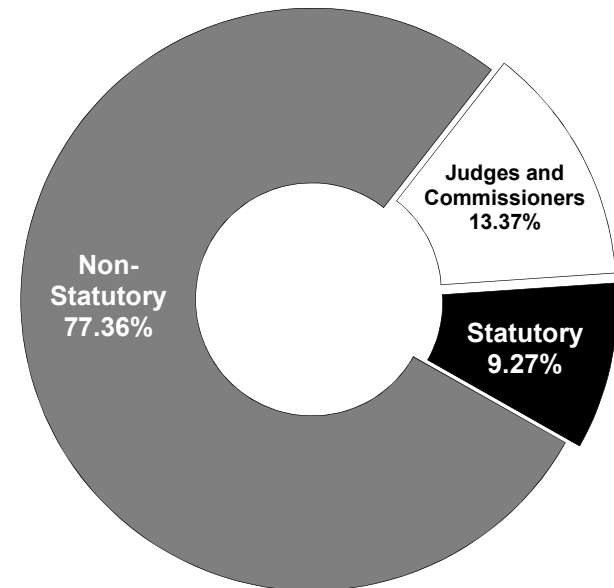
### Clearance Rates: FY21 - FY25



### FY26 Planned Expenditures

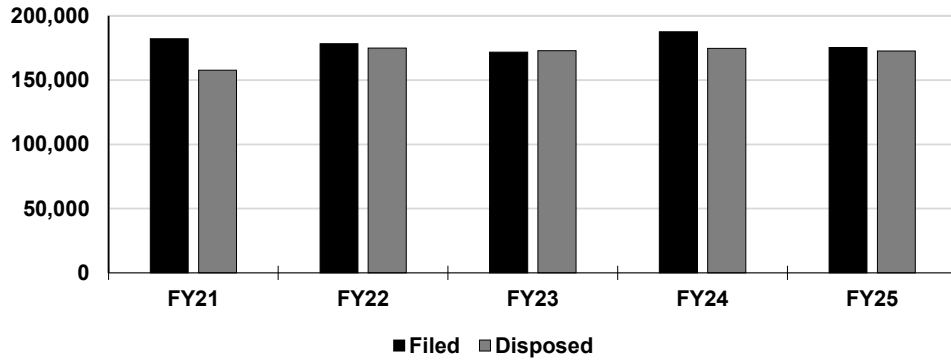


### FY 26 FTE Breakdown

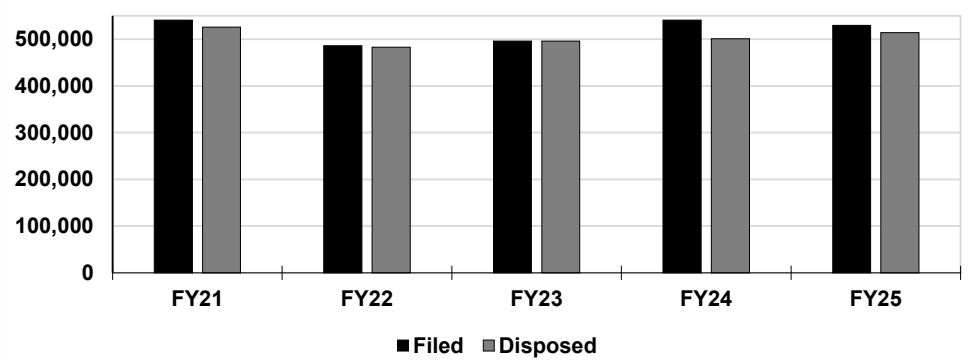


## Circuit Court Workload History

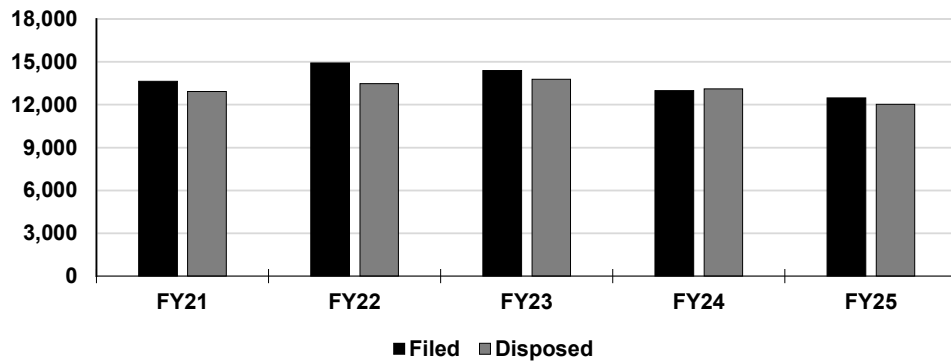
### Circuit Cases



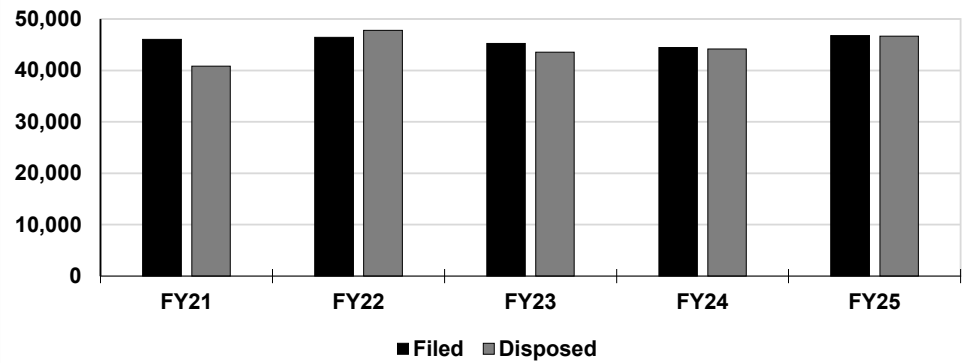
### Associate Cases



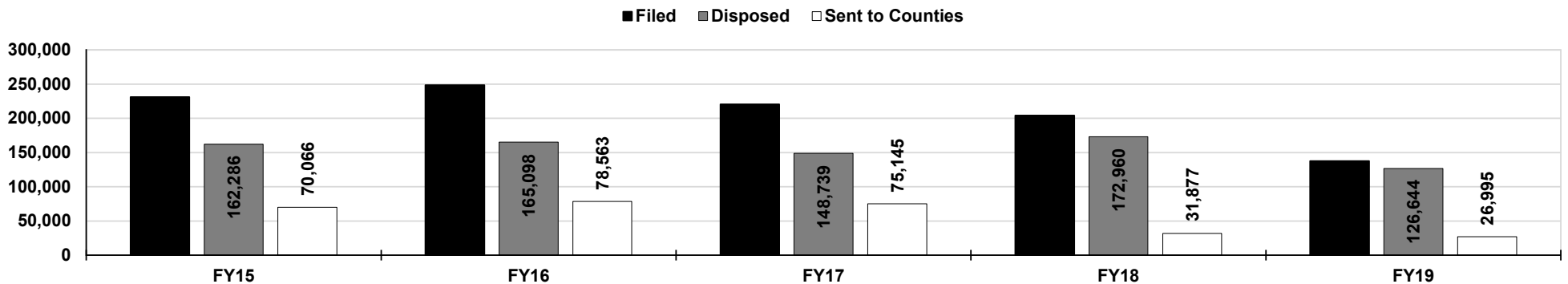
### Juvenile Cases



### Probate Cases



### Fine Collection Center



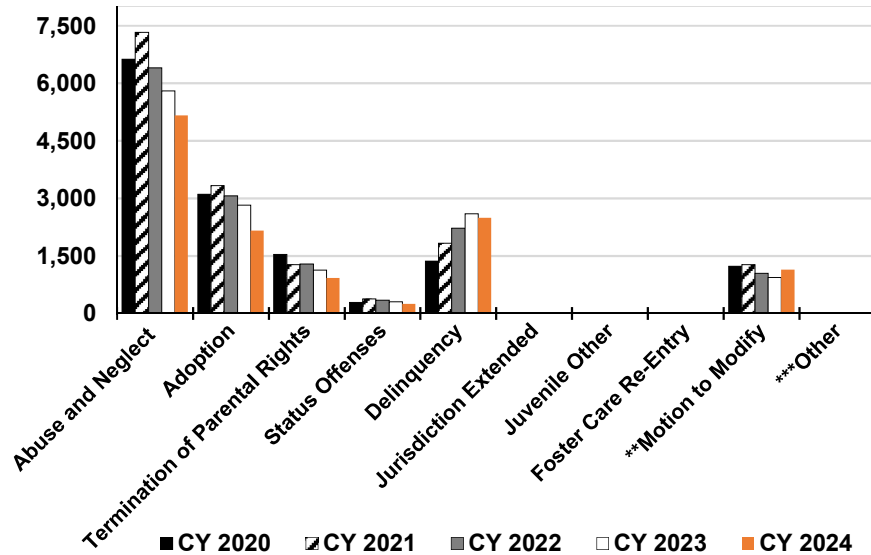


# Juvenile Justice Activity

Provides supervision for youth and safer communities.

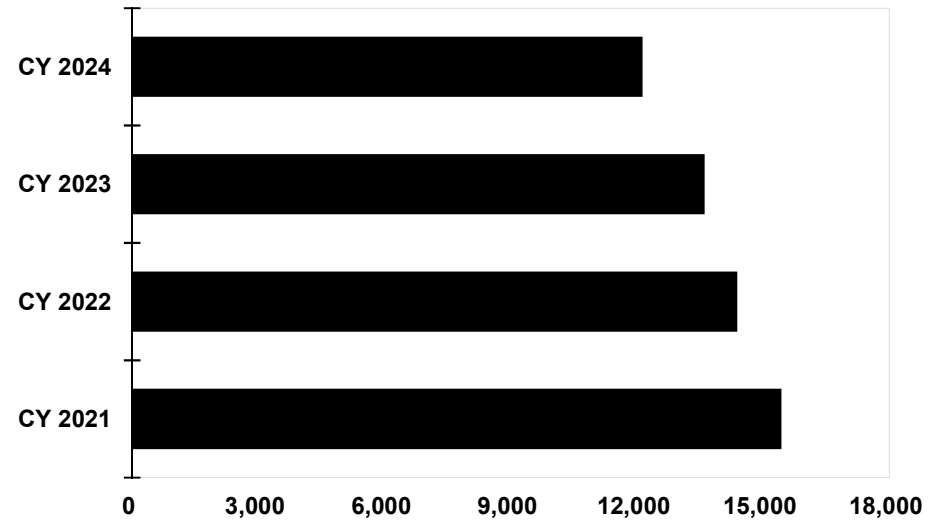
## Formal Case Filings for all 46 Circuits

by Type



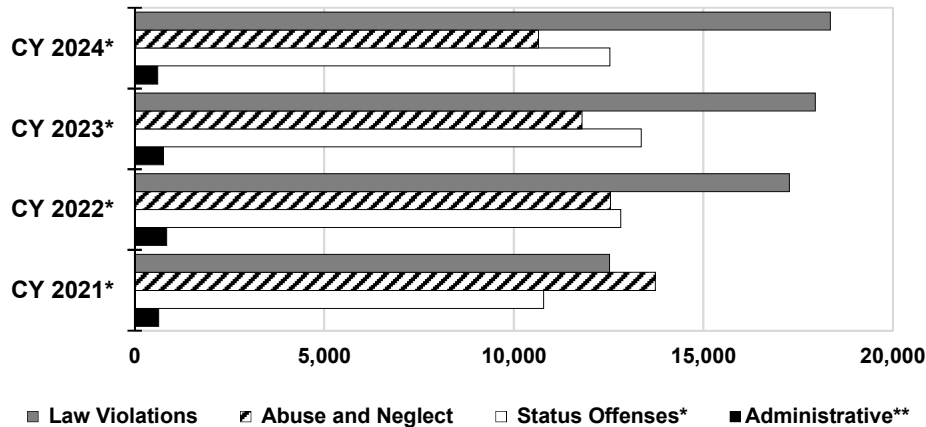
## Formal Case Filings for All 46 Circuits

by Calendar Year



## Informal Case Processing for all 46 Circuits

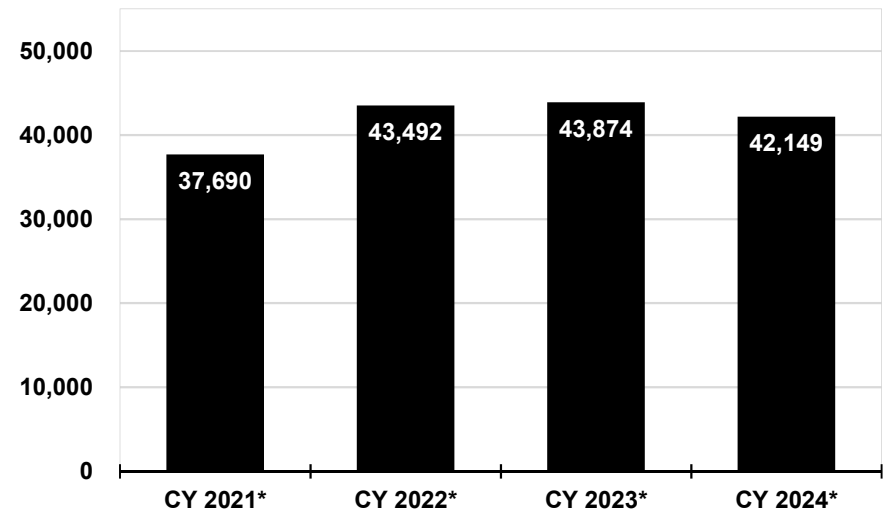
by Type



\*Infractions and Municipal Ordinances are included under Law Violations. Juvenile Municipal Ordinances for Curfew and Possession/Use of a Tobacco Product are listed under Status Offenses. \*\*All Court Ordered Violations and Supervision Violations are now listed as Administrative.

## Informal Case Processing for all 46 Circuits

by Calendar year



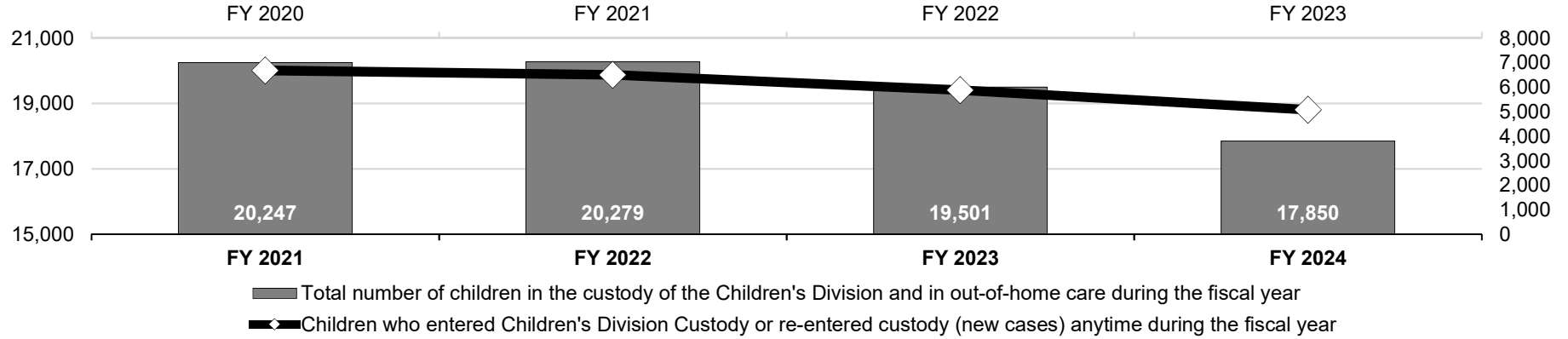
**Informal:** A diversion process in which referrals are handled solely by the juvenile office. They receive supervision or services that usually last only 6 months.

**Formal:** A filing process with the court when informal adjustment is not working or inappropriate to the offense or other services are needed such as placement.

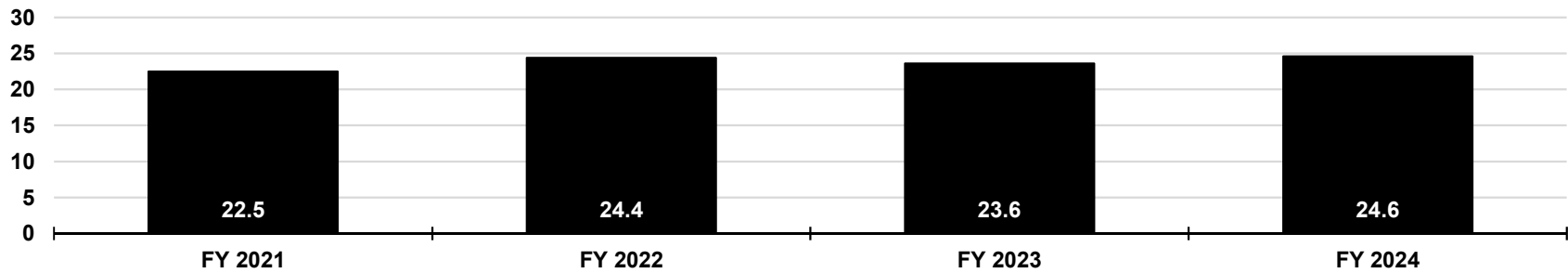
## Permanency Planning

Provides for the safety and timely placement of abused and neglected children in permanent homes.

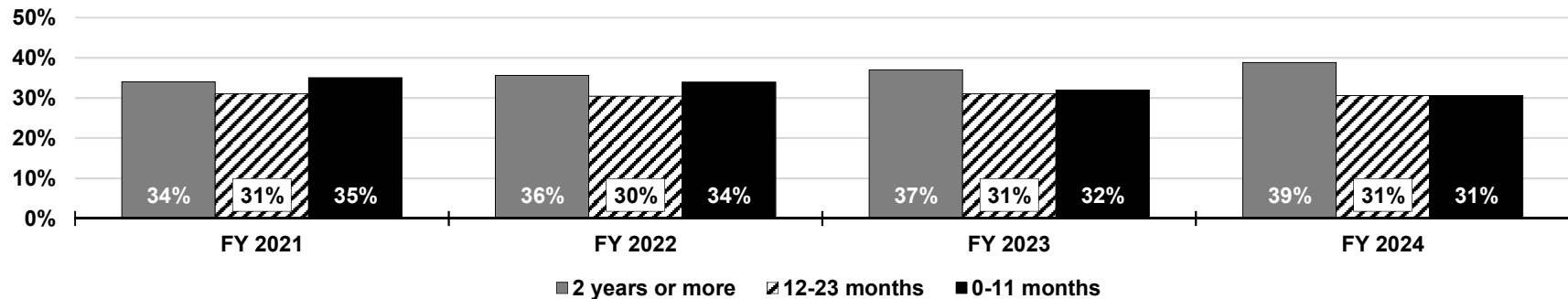
### Children Served



### Average Length of Stay for Children in Children's Division Custody During Fiscal Year (in Months)

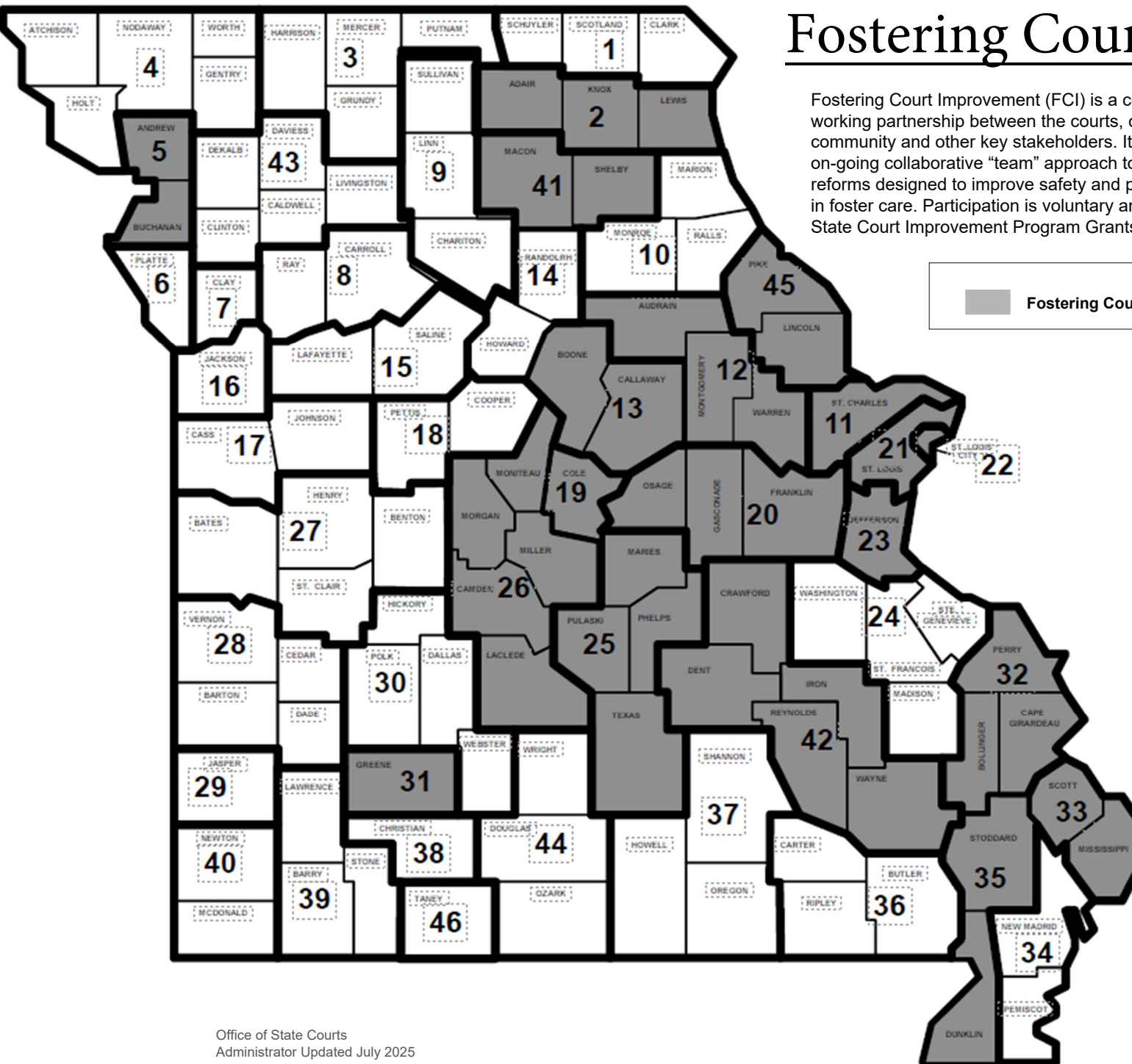


### Length of Time a Child was in Children's Division Custody during the Fiscal Year



# Fostering Court Improvement

Fostering Court Improvement (FCI) is a court-agency model promoting a working partnership between the courts, child welfare agencies, the legal community and other key stakeholders. It includes the implementation of an on-going collaborative “team” approach to implement, at local level, system reforms designed to improve safety and permanency outcomes for children in foster care. Participation is voluntary and funding is provided through the State Court Improvement Program Grants (Family Court Committee, 2014).



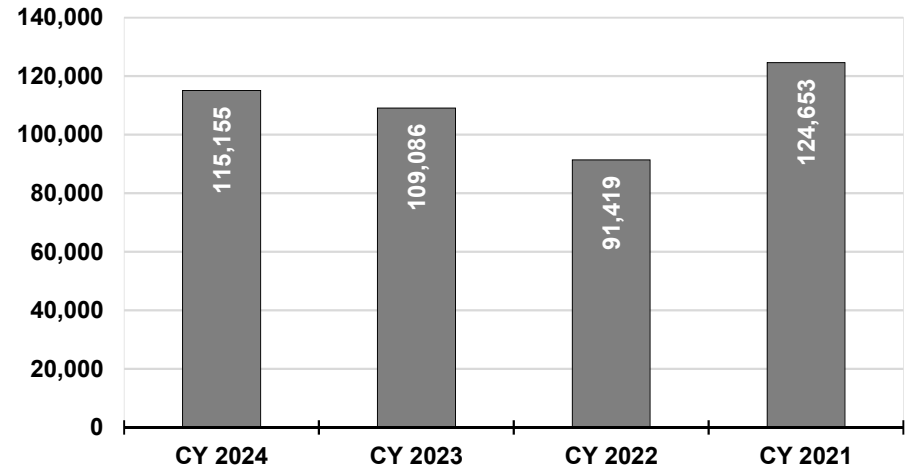
## Court Appointed Special Advocate (CASA) Program

Court Appointed Special Advocate (CASA) programs recruit, train, supervise, and evaluate volunteer advocates for abused and neglected children. Funds are used to increase the number of children that can be served in the circuit court and community.

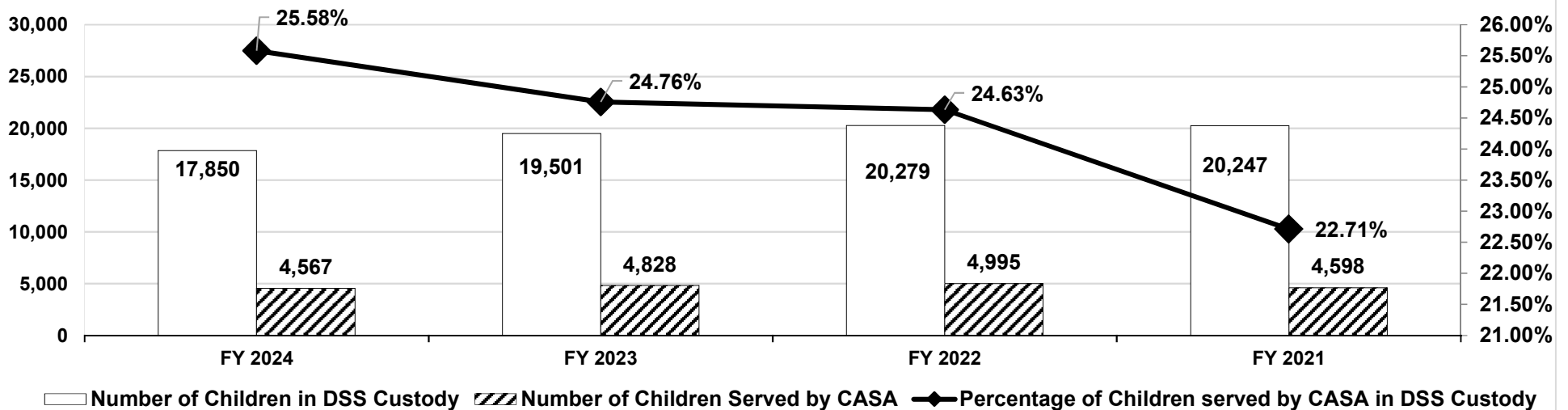
**Number of Children Served**  
by Calendar Year



**Total Hours Donated by CASA Volunteers**  
by Calendar Year

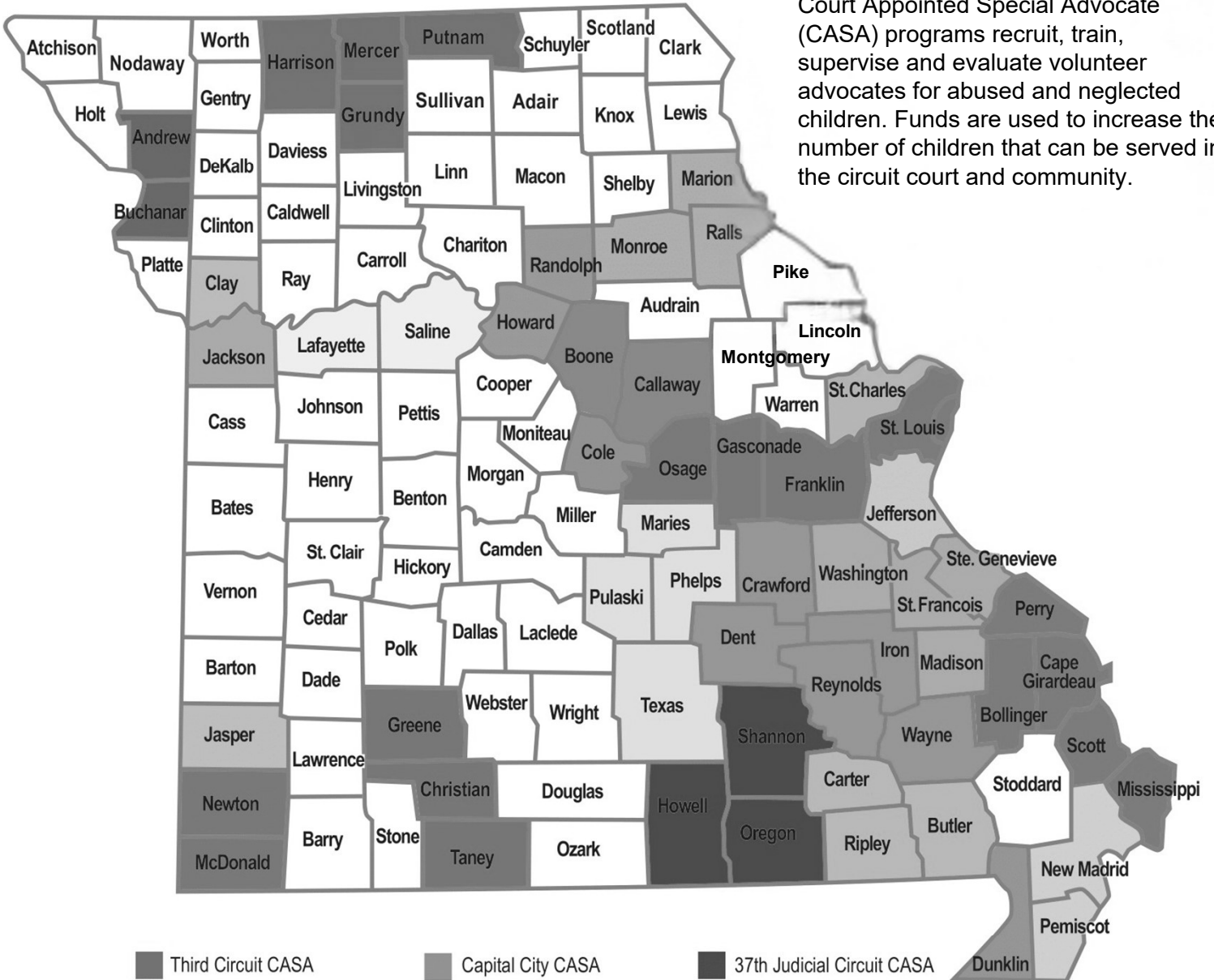


**Percentage of Children in DSS Custody served by CASA**



# 2024 MISSOURI CASA PROGRAMS

Court Appointed Special Advocate (CASA) programs recruit, train, supervise and evaluate volunteer advocates for abused and neglected children. Funds are used to increase the number of children that can be served in the circuit court and community.



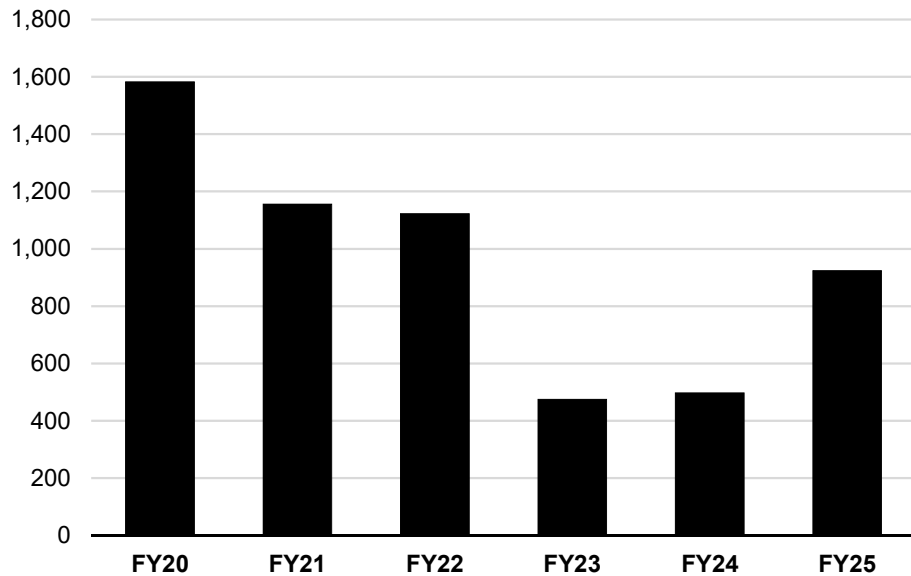
- |                             |  |                            |
|-----------------------------|--|----------------------------|
| Third Circuit CASA          | Capital City CASA                        | 37th Judicial Circuit CASA |
| Fifth Circuit CASA          | CASA of the Parkland                     | New-Mac CASA               |
| Clay County CASA            | CASA of Mideast MO                       | Mid-Ozark CASA             |
| Douglass Community Services | CASA of St. Louis                        | CASA of the 34th Circuit   |
| 11th Circuit CASA           | CASA of Jefferson County                 | Without a CASA Program     |
| Heart of Missouri CASA      | CASA of South Central MO                 |                            |
| 14th Circuit CASA           | CASA of Southwest MO                     |                            |
| 15th Judicial Circuit CASA  | Voices for Children/CASA of Southeast MO |                            |
| Jackson County CASA         | CASA of Dunklin County                   |                            |
| Jasper County CASA          | CASA of the 36th Circuit                 |                            |



## Domestic Relations Resolution Activity

Provides funding to establish local court programs to assist with domestic relations cases

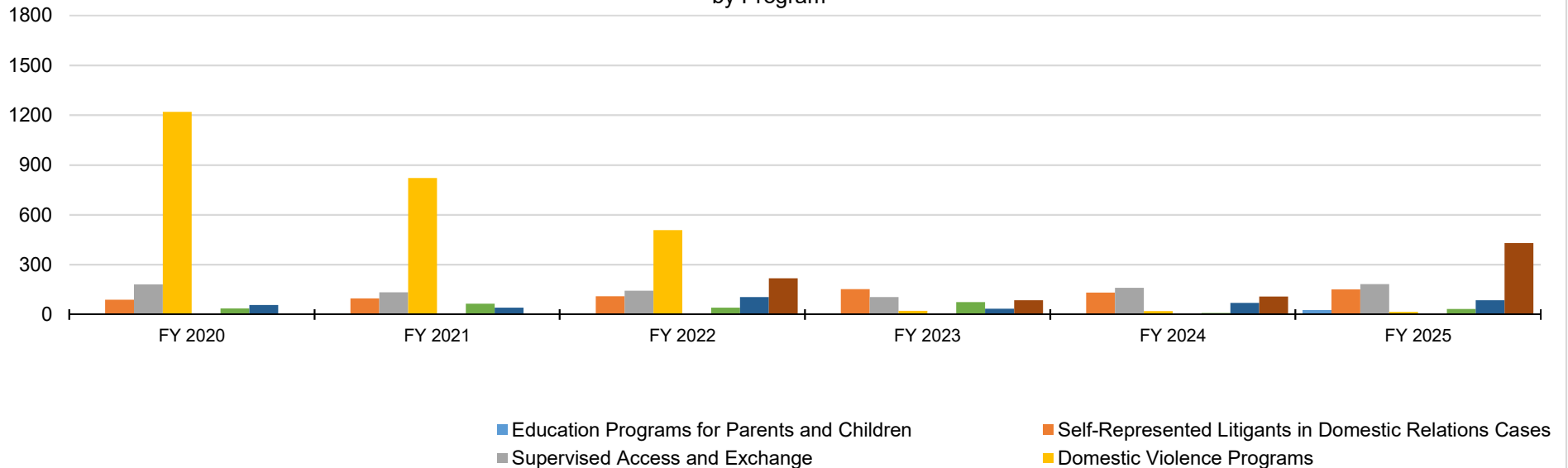
### Total Participants Served



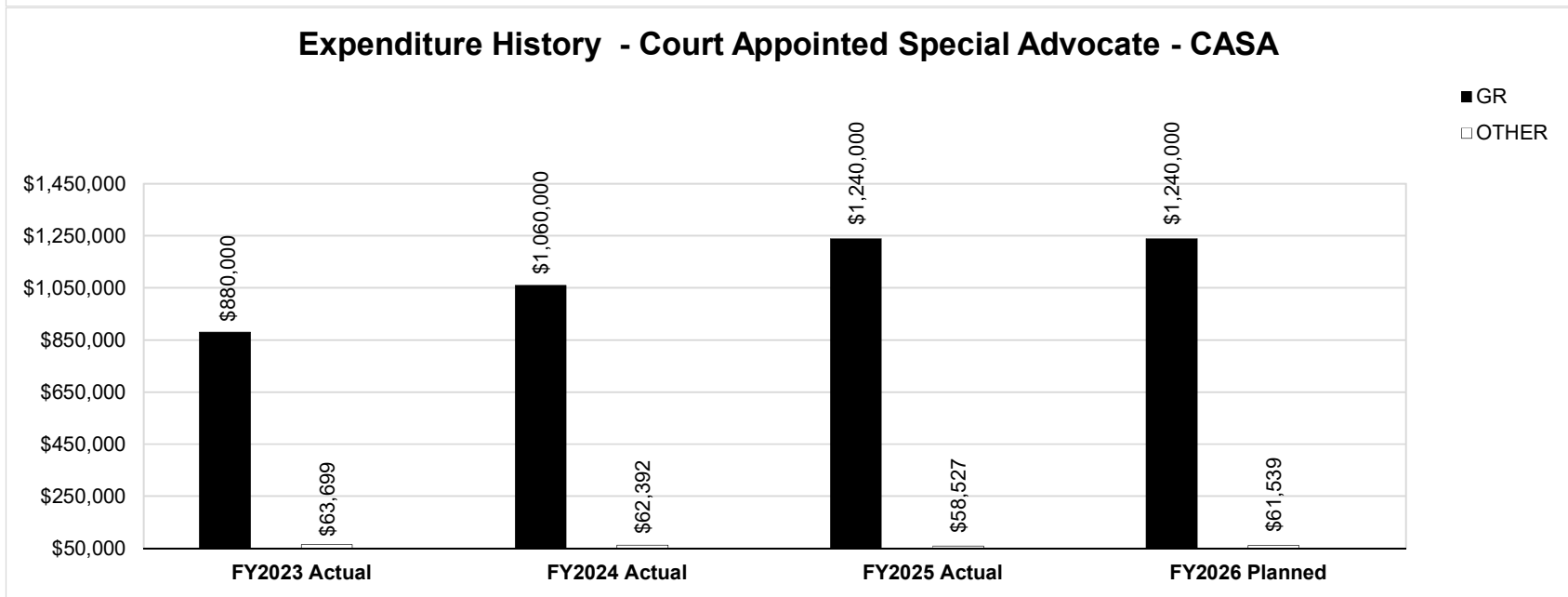
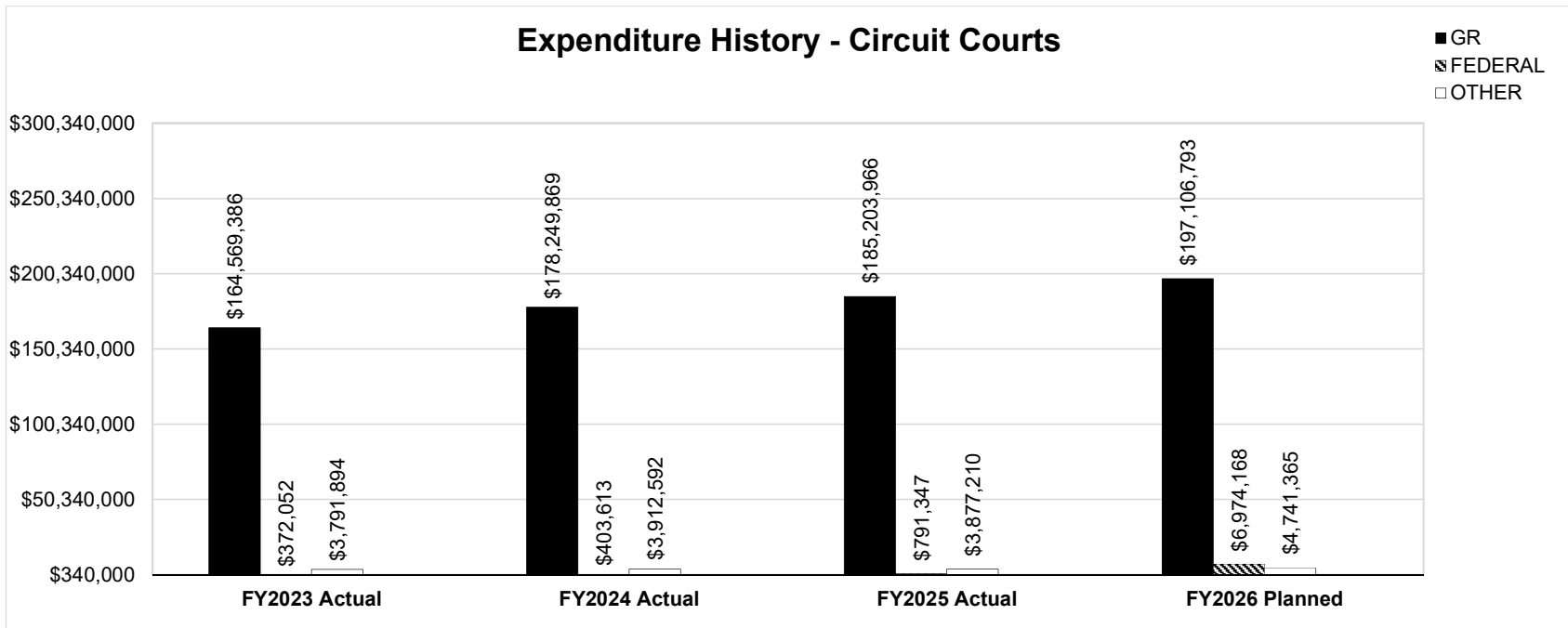
### Some of the programs performed include the following:

- Maintain the parenting handbook, which is available in English, Spanish, Braille, large print, and electronic format upon request.
- Help with the creation and implementation of local circuit programs applicable to domestic relations cases. (Examples of these programs include supervised visitation, exchange programs and alternative dispute resolution and education programs.)
- Partially fund unified family court projects in the 11th Circuit, which are designed to provide unified case management to ensure that cases involving children and families are handled in a fair, timely, effective, and cost-effective manner.
- Fund the family court judicial bench book, which includes recent juvenile law changes, practices, and procedures.

### Participants Served by Program

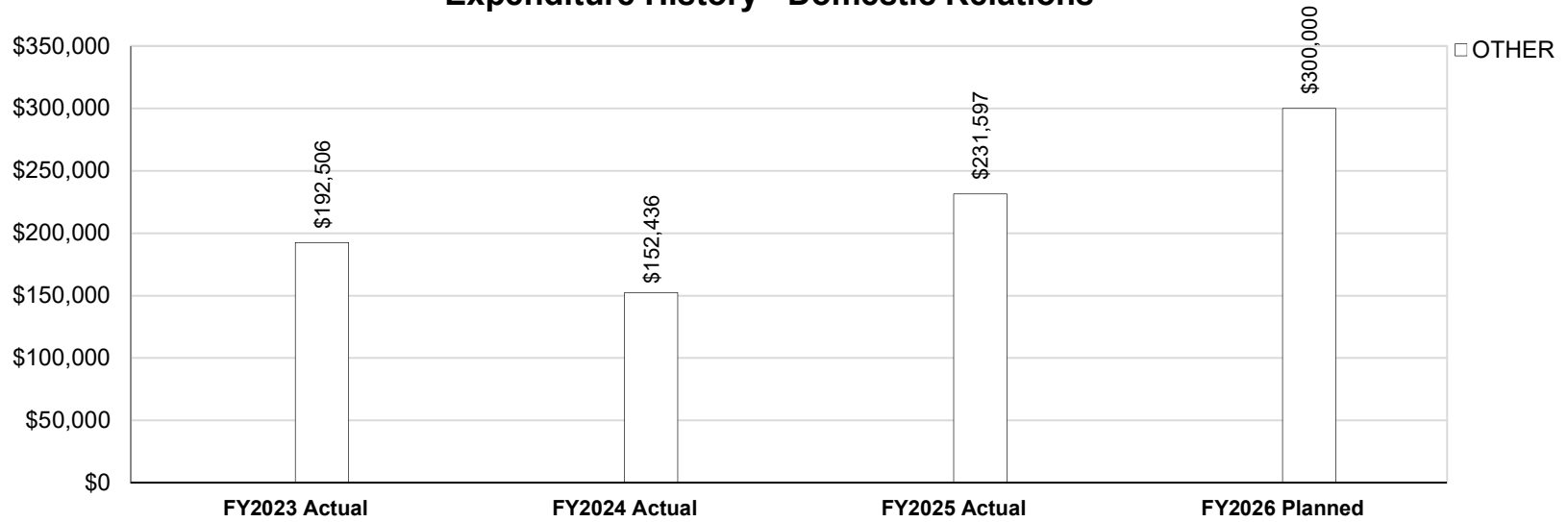


## Circuit Courts Program Expenditure History

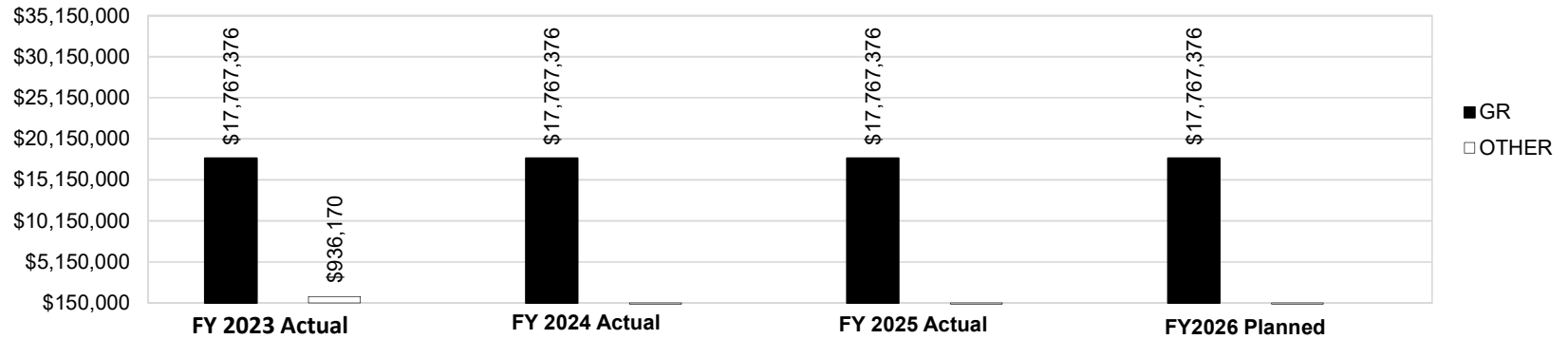


## Circuit Courts Program Expenditure History

### Expenditure History - Domestic Relations



### Expenditure History - Juvenile



**Other \$2,500,000 appropriated  
only \$936,170 cash in JJPF**

## COMMISSION ON RETIREMENT, REMOVAL, AND DISCIPLINE

	<u>FY 20</u>	<u>FY 21</u>	<u>FY 22</u>	<u>FY 23</u>	<u>FY 24</u>	<u>FY 25</u>
Complaints received in reported year (including ethic complaints and disability matters)	191	160	190	264	255	364
Complaints dismissed without investigation for lack of merit	190	164	161	228	256	353
Complaints dismissed after investigation	15	12	21	24	18	22
Complaints dismissed after judge resigned	1	1	2	4	5	0
Complaints dismissed with an informal reprimand or cease and desist order	0	5	3	5	2	1
Complaints dismissed after formal hearing	0	0	0	0	1	0
Formal hearing where suspension without pay or formal reprimand was final sanction	0	0	0	0	0	0
Formal hearing where judge retired on disability	0	0	0	0	0	0
Formal hearing where removal was final sanction	0	0	0	0	0	0
Consolidated complaints/dispositions	0	0	1	3	5	0
Formal Opinions issued	0	0	1	0	0	0
Informal Opinion issued	11	10	4	3	5	7

FY26 Treatment Court Fund Awards					
Circuit	County	Type of Program	FY25 TC Award	FY26 TC Request	FY26 TC Award
1	Clark, Scotland, Schuyler	Adult, DWI	\$ 85,355.74	\$ 216,292.75	\$ 87,320.37
2	Adair, Lewis, Knox	Adult, DWI	\$ 96,622.71	\$ 149,100.00	\$ 98,587.35
3	Grundy, Harrison, Mercer, Putnam	Adult	\$ 116,994.09	\$ 193,155.48	\$ 118,958.73
4	Atchison, Gentry, Holt, Nodaway, Worth	Adult, DWI	\$ 68,213.43	\$ 64,800.00	\$ 64,800.00
5	Buchanan	Adult, DWI	\$ 394,800.00	\$ 385,180.00	\$ 385,180.00
6	Platte	Adult, DWI, Veteran	\$ 80,706.64	\$ 540,141.20	\$ 82,671.28
7	Clay	Adult, DWI, Veteran	\$ 44,570.35	\$ 2,652,021.07	\$ 71,534.99
8	Carroll, Ray	Adult, DWI	\$ 12,534.54	\$ 36,426.00	\$ 14,499.18
9	Linn, Sullivan, Chariton	Adult, Juvenile	\$ 96,503.91	\$ 54,972.00	\$ 54,972.00
10	Marion, Monroe, Ralls	Adult	\$ -	\$ 51,000.00	\$ 51,000.00
11	St. Charles	Adult, DWI, Family, Veterans	\$ 822,067.22	\$ 1,490,100.00	\$ 743,923.10
12	Audrain, Montgomery, Warren	Adult, DWI, Family	\$ 129,247.10	\$ 436,200.00	\$ 181,211.73
13	Boone, Callaway	Adult, DWI, Family, Veteran	\$ 947,736.97	\$ 1,735,240.00	\$ 837,498.94
14	Randolph	Adult	\$ 36,600.00	\$ 36,600.00	\$ 36,600.00
15	Lafayette, Saline	Adult	\$ 64,816.01	\$ 304,408.00	\$ 66,780.65
16	Jackson	Adult, Family, Veteran	\$ 564,147.88	\$ 953,280.00	\$ 566,112.52
17	Cass, Johnson	Adult, DWI	\$ 268,882.36	\$ 1,252,106.00	\$ 270,847.00
18	Pettis, Cooper	Adult	\$ 126,004.73	\$ 255,000.00	\$ 127,969.37
19	Cole	Adult, DWI, Veteran	\$ 191,229.81	\$ 394,500.00	\$ 193,194.45
20	Franklin, Osage, Gasconade	Adult, DWI, Family	\$ 443,069.41	\$ 888,204.00	\$ 361,643.62
21	St. Louis	Adult, DWI, Family, Veteran	\$ 435,318.13	\$ 652,896.00	\$ 437,282.76
22	St. Louis City	Adult, Veteran, Family	\$ 532,201.59	\$ 1,315,100.00	\$ 559,166.23
23	Jefferson	Adult, DWI, Family, Veteran	\$ 366,567.65	\$ 530,180.00	\$ 368,532.29
24	Madison, St. Francois, St. Genevieve, Washington	Adult, DWI, Family	\$ 130,740.55	\$ 528,786.01	\$ 132,705.19
25	Phelps, Pulaski, Texas	Adult, DWI, Family	\$ 68,311.71	\$ 441,200.00	\$ 70,276.34
26	Camden, Laclede, Miller, Moniteau, Morgan	Adult, DWI, Veteran	\$ 121,945.17	\$ 473,250.00	\$ 123,909.81
27	Bates, Benton, Henry, St. Clair	Adult, Family	\$ 76,544.62	\$ 332,264.00	\$ 103,509.26
28	Barton, Cedar, Vernon, Dade	Adult, DWI	\$ 170,593.52	\$ 295,791.40	\$ 172,558.16
29	Jasper	Adult, DWI, Veteran	\$ 131,248.47	\$ 1,292,679.60	\$ 133,213.11
30	Hickory, Polk, Webster	Adult	\$ 97,519.50	\$ 465,537.20	\$ 199,484.14
31	Greene	Adult, DWI, Family, Veteran	\$ 676,365.63	\$ 1,148,137.68	\$ 678,330.27
32	Cape Girardeau, Bolinger, Petty	Adult, DWI, Family	\$ 237,058.34	\$ 1,144,200.00	\$ 239,022.98
33	Mississippi, Scott	Adult, DWI	\$ 175,393.21	\$ 318,920.00	\$ 177,357.85
34	New Madrid	Adult	\$ 20,057.37	\$ 81,300.00	\$ 22,022.01
34	Pemiscott	Adult	\$ 43,989.48	\$ -	\$ -
35	Dunklin, Stoddard	Adult, DWI, Family	\$ 300,100.76	\$ 502,807.12	\$ 302,065.39
36	Butler, Ripley, Carter	Adult, DWI, Veteran	\$ 210,253.91	\$ 714,900.00	\$ 212,218.54
37	Howell, Shannon, Oregon	Adult	\$ 73,396.82	\$ 206,068.00	\$ 75,361.46
38	Christian	Adult, DWI, Veteran	\$ 186,567.87	\$ 460,020.00	\$ 188,532.51
39	Stone, Barry, Lawrence	Adult, DWI, Veteran	\$ 453,719.98	\$ 657,600.00	\$ 455,684.62
40	McDonald, Newton	Adult, DWI, Family, Juvenile, Veteran	\$ 171,542.31	\$ 860,064.00	\$ 173,506.95
41	Macon, Shelby	Adult	\$ 69,537.66	\$ 47,184.00	\$ 47,184.00
42	Crawford, Dent, Iron, Wayne, Reynolds	Adult, DWI	\$ 309,429.61	\$ 421,280.00	\$ 311,394.24
44	Douglas, Ozark, Wright	Adult, DWI	\$ 290,296.07	\$ 319,104.00	\$ 292,260.70
45	Lincoln/Pike	Adult, DWI, Family	\$ 182,006.93	\$ 265,184.00	\$ 183,971.57
46	Taney	Adult, DWI	\$ 128,982.24	\$ 295,508.90	\$ 130,946.88
Total			\$10,249,792.00	\$ 25,858,688.41	\$ 10,205,802.54

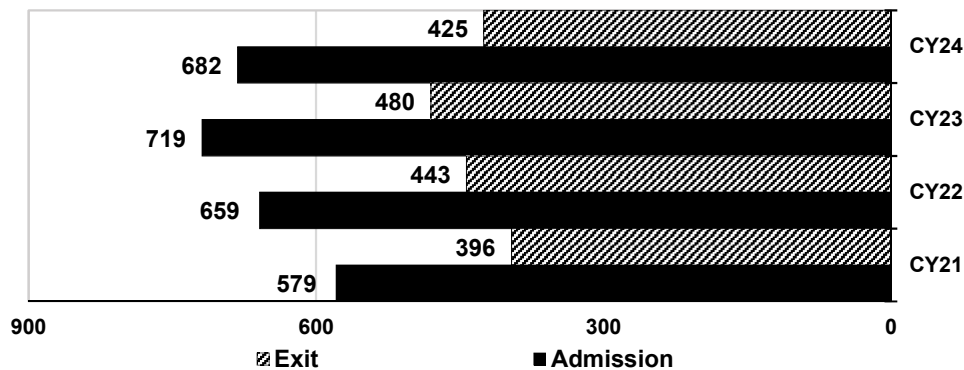
FY26 MAT Awards					
Circuit	County	Type of Program	FY25 MAT Award	FY26 MAT Request	FY26 MAT Award
1	Clark, Scotland, Schuyler	Adult, DWI	\$ 713.31	\$ 82,481.64	\$ 18,793.22
2	Adair, Lewis, Knox	Adult, DWI, Family	\$ -	\$ -	\$ -
3	Grundy, Harrison, Mercer, Putnam	Adult	\$ 28,086.05	\$ -	\$ -
4	Atchison, Gentry, Holt, Nodaway, Worth	Adult, DWI	\$ 3,427.01	\$ 61,348.68	\$ 21,506.91
5	Buchanan	Adult, DWI	\$ 90,587.40	\$ 574,869.84	\$ 108,667.31
6	Platte	Adult, DWI, Veteran	\$ 713.31	\$ 75,489.12	\$ 18,793.22
7	Clay	Adult, DWI, Veteran	\$ 4,603.55	\$ 206,651.54	\$ 22,683.46
8	Carroll, Ray	Adult, DWI	\$ -	\$ -	\$ -
9	Linn, Sullivan, Chariton	Adult, Juvenile	\$ 3,439.34	\$ 25,200.00	\$ 17,322.81
10	Marion, Monroe, Ralls	Adult	\$ 143,934.13	\$ -	\$ -
11	St. Charles	Adult, DWI, Family, Veterans	\$ 20,671.34	\$ 656,388.24	\$ 250,000.00
12	Audrain, Montgomery, Warren	Adult, DWI, Family	\$ 111,840.22	\$ 10,687.80	\$ 2,810.60
13	Boone, Callaway	Adult, DWI, Family, Veteran	\$ 743.17	\$ 412,176.00	\$ 250,000.00
14	Randolph	Adult	\$ 713.31	\$ 12,000.00	\$ 4,122.80
15	Lafayette, Saline	Adult	\$ -	\$ 71,553.60	\$ 18,793.22
16	Jackson	Adult, Family, Veteran	\$ 8,839.66	\$ -	\$ -
17	Cass, Johnson	Adult, DWI	\$ -	\$ 10,000.00	\$ 2,122.80
18	Pettis, Cooper	Adult	\$ 23,081.99	\$ -	\$ -
19	Cole	Adult, DWI, Veteran	\$ 140,652.48	\$ 77,000.00	\$ 41,161.89
20	Franklin, Osage, Gasconade	Adult, DWI, Family	\$ 123,249.60	\$ 331,308.00	\$ 250,000.00
21	St. Louis	Adult, DWI, Family, Veteran	\$ 713.31	\$ 44,185.92	\$ 36,308.72
22	St. Louis City	Adult, Family, Veteran	\$ 713.31	\$ 263,196.48	\$ 18,793.22
23	Jefferson	Adult, DWI, Family, Veteran	\$ 19,556.12	\$ 275,761.12	\$ 18,793.22
24	Madison, St. Francois, St. Genevieve, Washington	Adult, DWI, Family	\$ 22,491.62	\$ 97,177.68	\$ 37,636.03
25	Phelps, Pulaski, Texas	Adult, DWI, Family	\$ 4,020.45	\$ 273,900.00	\$ 40,571.53
26	Camden, Laclede, Miller, Moniteau, Morgan	Adult, DWI, Veteran	\$ 2,231.78	\$ 112,464.00	\$ 22,100.36
27	Bates, Benton, Henry, St. Clair	Adult	\$ -	\$ 36,000.00	\$ 20,311.69
28	Barton, Cedar, Vernon, Dade	Adult, DWI	\$ 2,320.95	\$ -	\$ -
29	Jasper	Adult, DWI, Veteran	\$ 713.31	\$ 433,181.80	\$ 20,400.86
30	Hickory, Polk, Webster	Adult	\$ 42,021.03	\$ 19,200.00	\$ 11,322.80
31	Greene	Adult, DWI, Family, Veteran	\$ 4,207.16	\$ 272,054.80	\$ 60,100.93
32	Cape Girardeau, Bollinger, Perry	Adult, DWI, Family	\$ 6,995.78	\$ 92,016.24	\$ 22,287.06
33	Mississippi, Scott	Adult, DWI, Family	\$ 713.31	\$ 43,069.88	\$ 25,075.68
34	New Madrid	Adult	\$ 1,931.27	\$ 20,957.28	\$ 13,080.08
34	Pemiscott	Adult	\$ 38,883.17	\$ -	\$ -
35	Dunklin, Stoddard	Adult, DWI, Family	\$ 17,168.23	\$177,256.24	\$56,963.08
36	Butler, Ripley, Carter	Adult, DWI, Veteran, Family	\$ 713.31	\$105,120.00	\$35,248.14
37	Howell, Shannon, Oregon	Adult	\$ 4,651.86	\$150,820.44	\$18,793.22
38	Christian	Adult, DWI, Veteran	\$ 9,475.37	\$238,083.00	\$22,731.77
39	Stone, Barry, Lawrence	Adult, DWI, Veteran	\$ 20,471.06	\$173,428.00	\$27,555.28
40	McDonald, Newton	Adult, DWI, Family, Juvenile, Veteran	\$ -	\$141,982.00	\$38,550.97
41	Macon, Shelby	Adult	\$ 25,347.98	\$17,442.96	\$9,565.76
42	Crawford, Dent, Iron, Wayne, Reynolds	Adult, DWI	\$ 42,716.60	\$127,240.00	\$43,427.89
44	Douglas, Ozark, Wright	Adult, DWI	\$ 23,152.32	\$105,424.00	\$60,796.51
45	Lincoln/Pike	Adult, DWI, Family	\$ 3,494.83	\$70,025.12	\$41,232.22
46	Taney	Adult, DWI	\$ -	\$164,479.92	\$21,574.74
				\$ -	\$ -
	<b>Total</b>		<b>\$ 1,000,000.00</b>	<b>\$ 6,061,621.34</b>	<b>\$ 1,750,000.00</b>

## Adult Drug Treatment Court Program

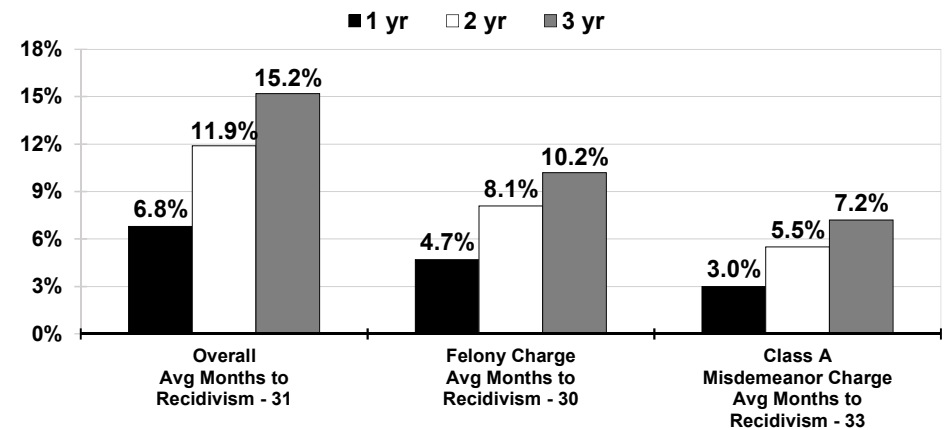
An adult drug court is a specially designed court calendar - or docket - with a goal to achieve a reduction in recidivism and substance use among drug-involved offenders in the community.

Program Statistics	CY21	CY22	CY23	CY24
Participants Served	4,342	4,470	4,302	4,400
Programs	82	82	82	82
Graduation Rate	67%	69%	67%	68%
Number of Community Service Hours	28,390	34,523	37,245	42,222
Number of / Percentage of Drug Free Babies	61 / 76%	42 / 98%	52 / 87%	60 / 95%
Retention Rate	79%	76%	76%	77%

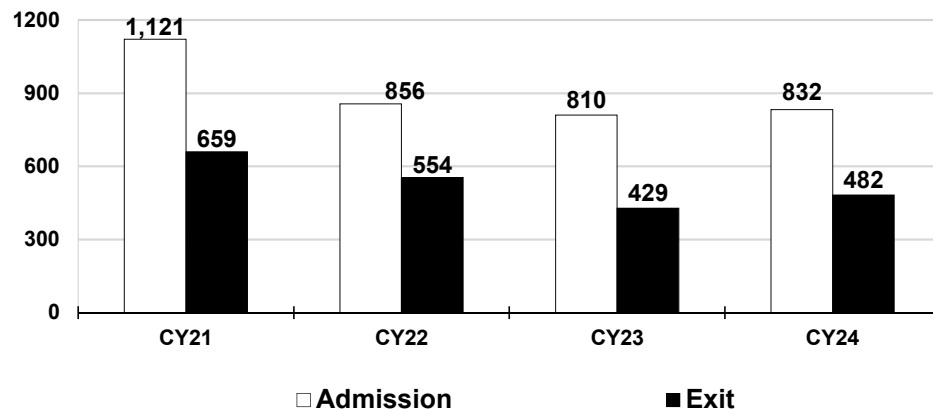
### No High School Degree or GED Status



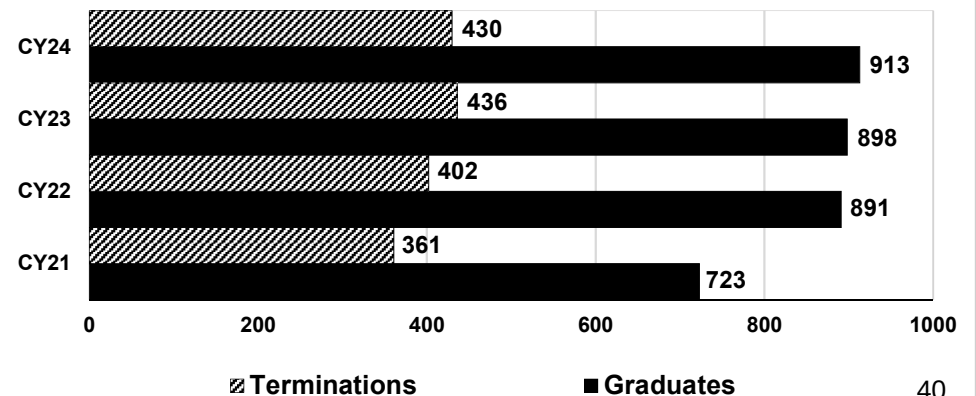
### Recidivism Rate



### Unemployed Participants



### Reason for Exiting Program



# Missouri Adult Treatment Court Program




Adult Treatment Court focuses on addressing the underlying causes of criminal behavior and the co-occurring disorder of defendants charged with criminal offenses.

**Legend:**

- Adult Treatment Court Program
- Access to Adult Treatment Court Program
- Circuits Not Funded by the State

Office of State Courts Administrator  
Updated June 2025

Adult Treatment Court focuses on addressing the substance use disorder or co-occurring disorder of defendants charged with a criminal offense.

-  Adult Treatment Court Program  
 Access to Adult Treatment Court Program Within the Circuit  
 Circuits Not Funded by the Treatment Court Coordinating Commission

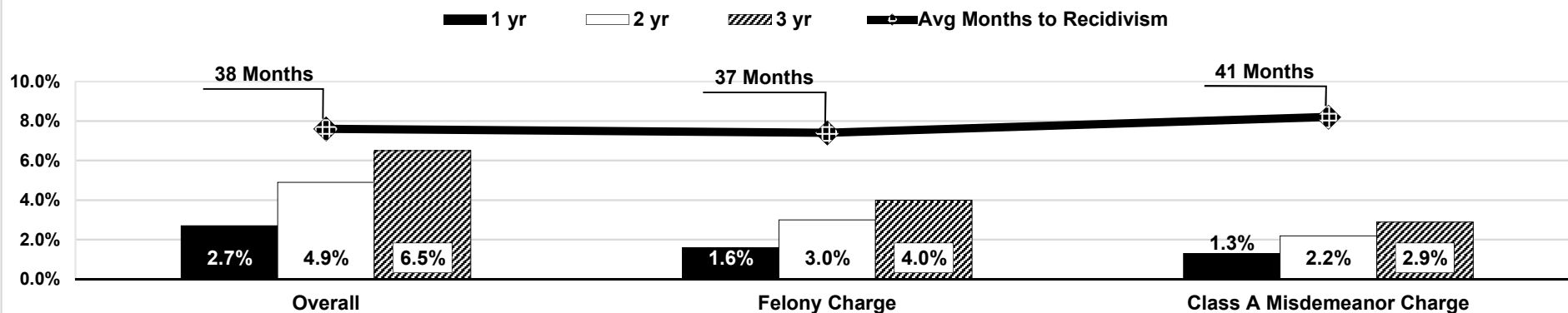
Office of State Courts Administrator  
Updated June 2025

## DWI Treatment Court Activity

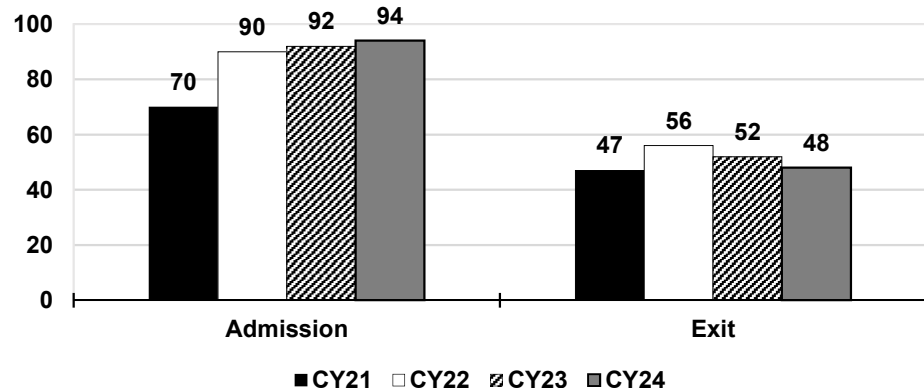
A DWI court is a distinct post-conviction court system dedicated to changing the behavior of the alcohol-dependent repeat offender arrested for driving while intoxicated (DWI).

Program Statistics	CY21	CY22	CY23	CY24
Participants Served	956	985	1,031	1,077
Programs	23	25	25	25
Graduation Rate	88%	88%	91%	88%
Number of Community Service Hours Performed	60,790	66,026	68,748	48,563
Retention Rate	93%	93%	93%	91%
Number of Limited Driving Privileges (LDP's) Issued to DWI Court Participants and Graduates	121	106	123	88

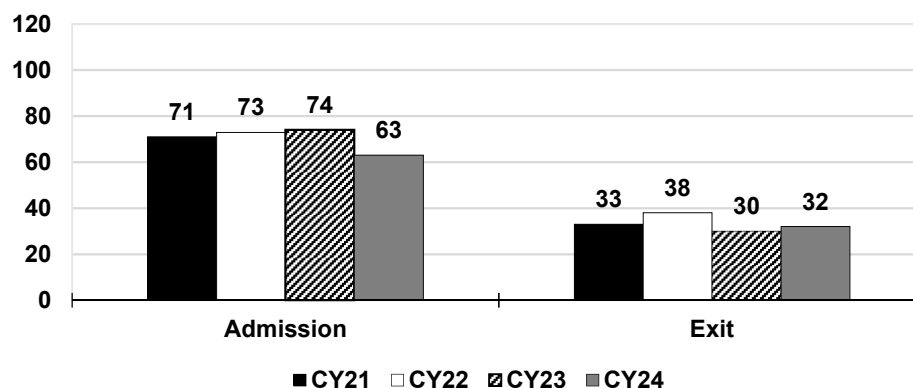
### Recidivism Rate



### No High School Degree or GED Status



### Unemployed Participants



[illegible]

 DWI Court Program

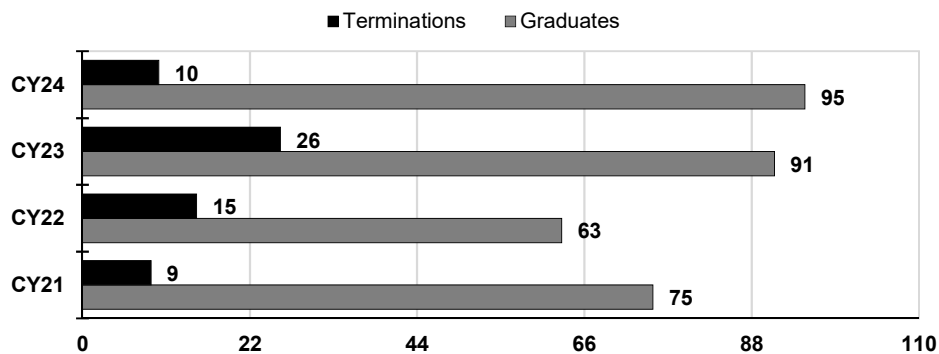
 Hybrid DWI Court Program

## Veterans Treatment Court Program Activity

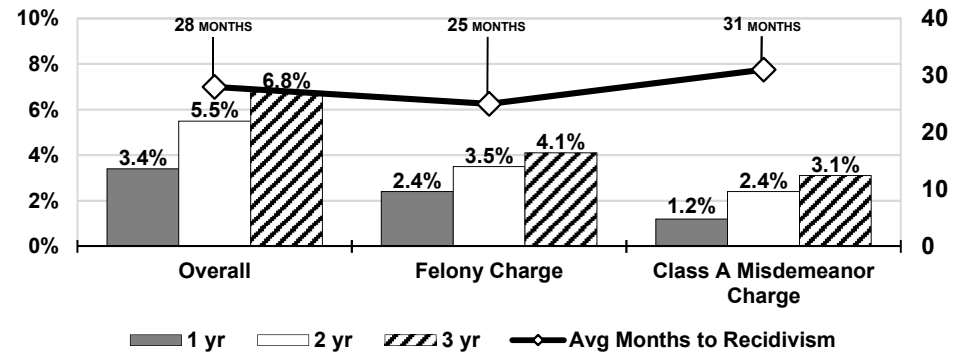
Veterans treatment courts are hybrid drug and mental health courts that use the drug court model to serve veterans struggling with substance use disorder, serious mental illness and/or co-occurring disorders.

Program Statistics	CY21	CY22	CY23	CY24
Participants Served	348	362	323	330
Programs	16	16	16	16
Graduation Rate	89%	81%	78%	90%
# of Community Service Hrs Performed	2,110	3,335	4,134	6,218
Retention Rate	87%	86%	81%	90%

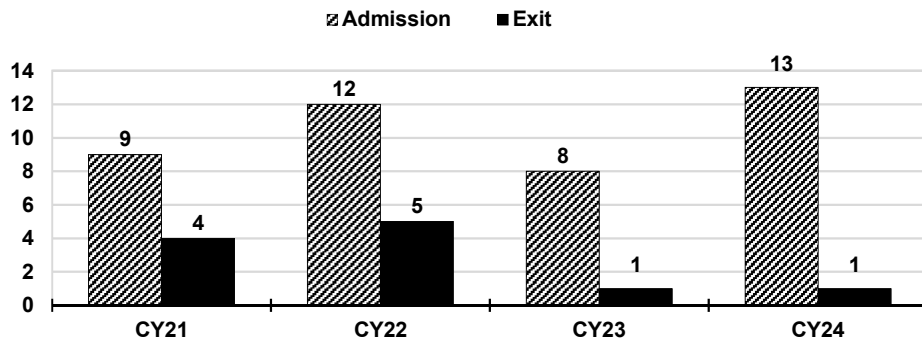
### Reason for Exiting the Program



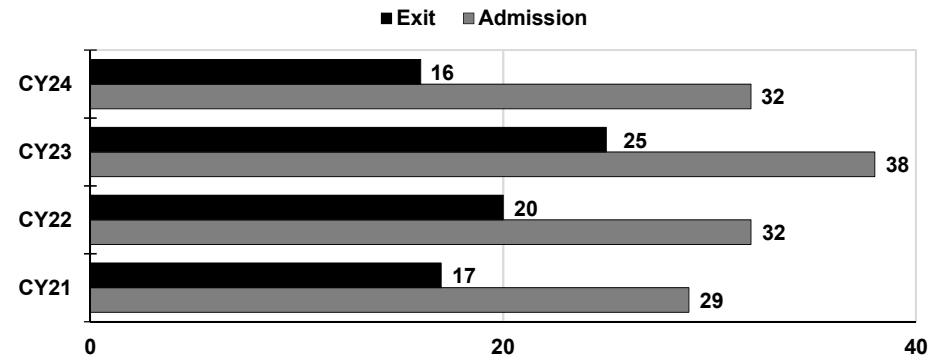
### Recidivism Rate



### No High School Degree or GED Status




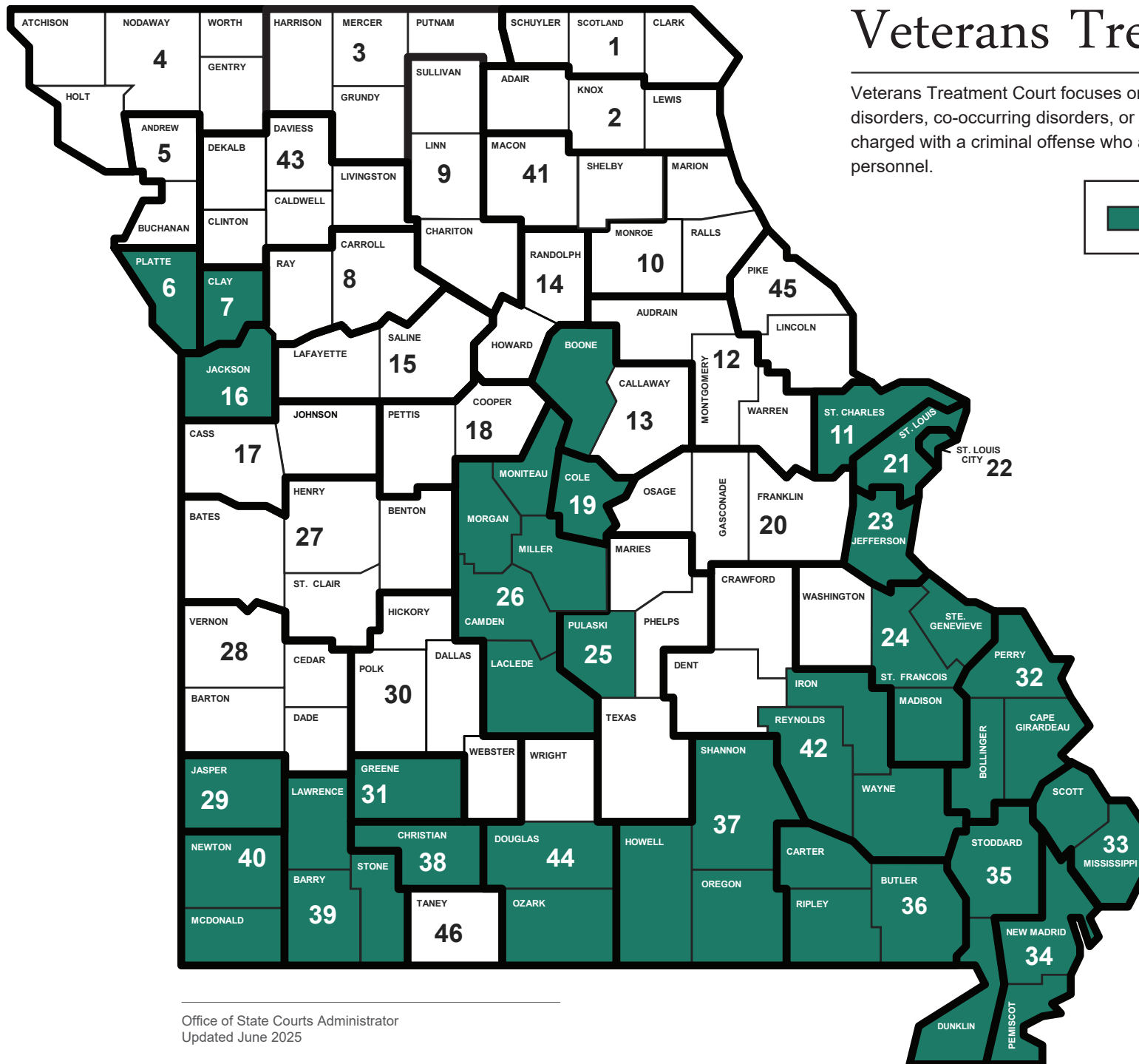
### Unemployed Participants



# Veterans Treatment Courts

Veterans Treatment Court focuses on addressing the substance use disorders, co-occurring disorders, or mental health disorders of defendants charged with a criminal offense who are military veterans or current military personnel.

 Veterans Treatment Court Program

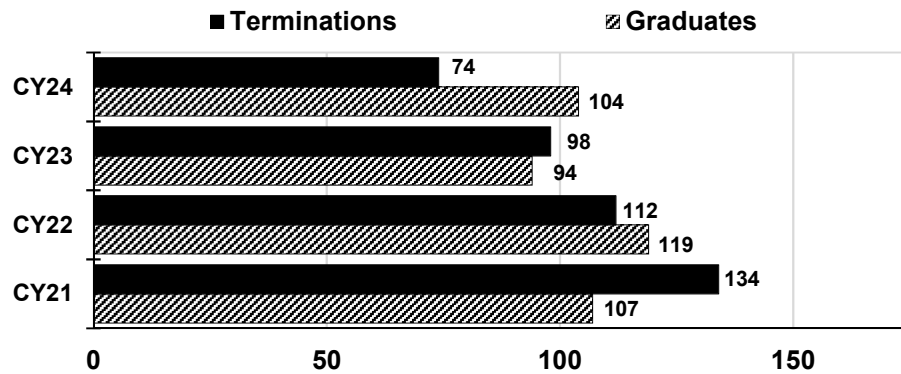


## Family Treatment Court Program

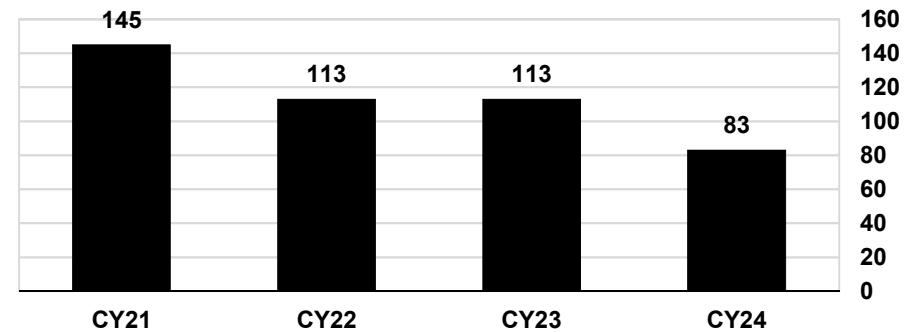
Family treatment court is a juvenile or family court docket, for which selected child abuse, neglect and dependency cases are identified, when parental substance use is a primary factor.

Program Statistics	CY21	CY22	CY23	CY24
Participants Served	558	498	460	514
Programs	16	16	16	16
Graduation Rate	44%	52%	49%	58%
# of Community Service Hours Performed	849	1,141	1,494	808
# of / Percentage of Drug Free Babies	18 / 33%	10 / 83%	12 / 75%	18 / 90%
Retention Rate	66%	59%	62%	65%

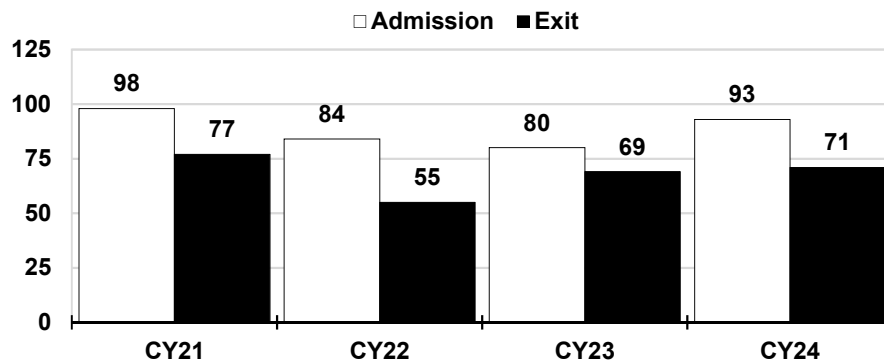
### Reason for Exiting Program



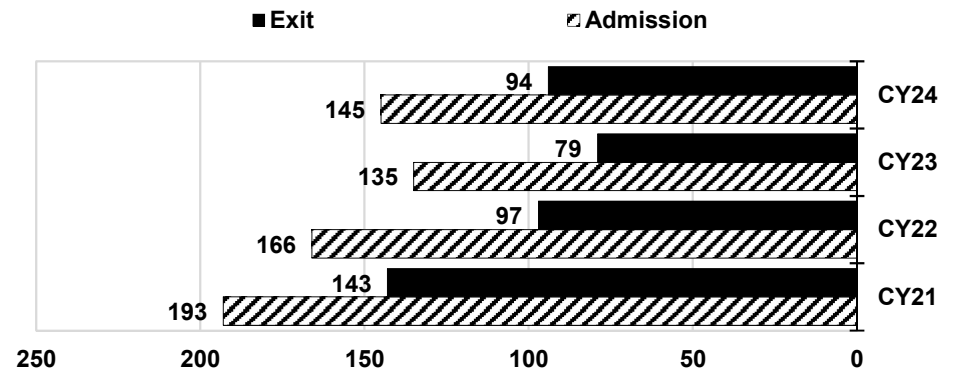
### Children Reunified With Parents After Completion of Program



### No High School Degree or GED Status



### Unemployed Participants

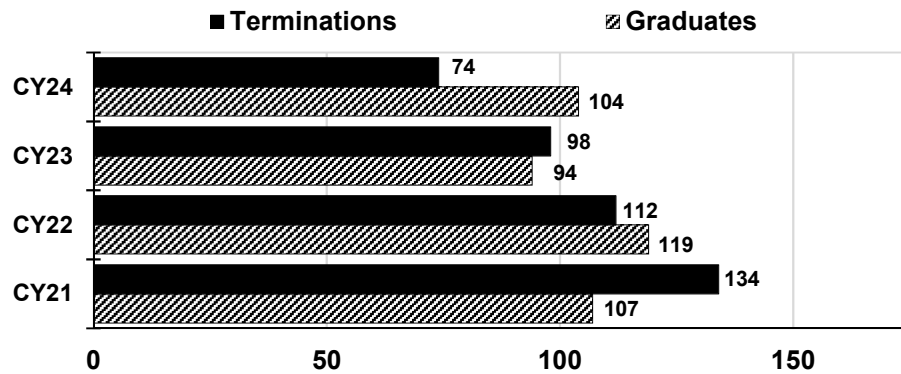


## Family Treatment Court Program

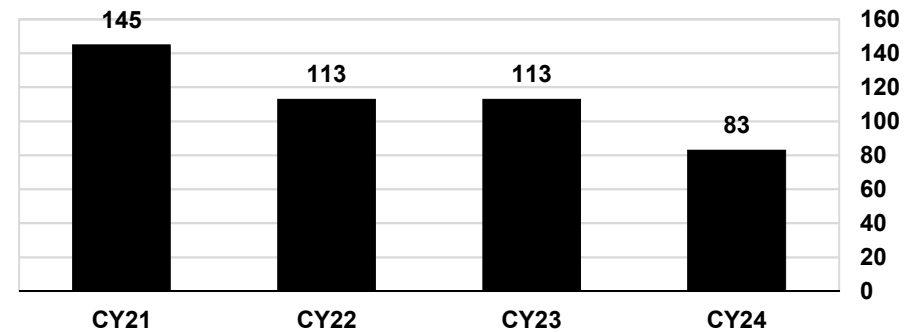
Family treatment court is a juvenile or family court docket, for which selected child abuse, neglect and dependency cases are identified, when parental substance use is a primary factor.

Program Statistics	CY21	CY22	CY23	CY24
Participants Served	558	498	460	514
Programs	15	16	16	16
Graduation Rate	44%	52%	49%	58%
# of Community Service Hours Performed	849	1,141	1,494	808
# of / Percentage of Drug Free Babies	18 / 33%	10 / 83%	12 / 75%	18 / 90%
Retention Rate	66%	59%	62%	65%

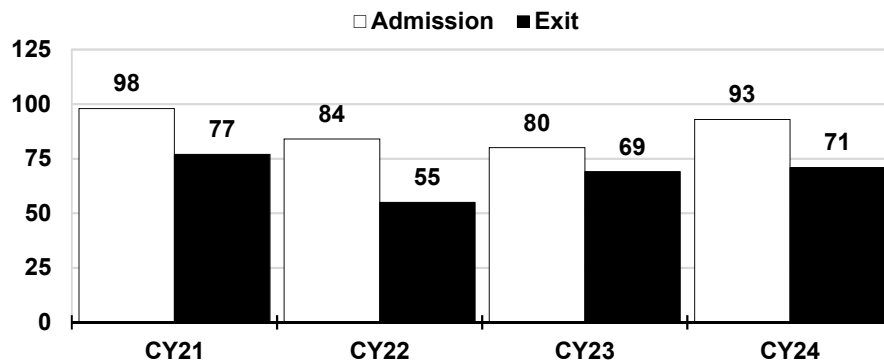
### Reason for Exiting Program



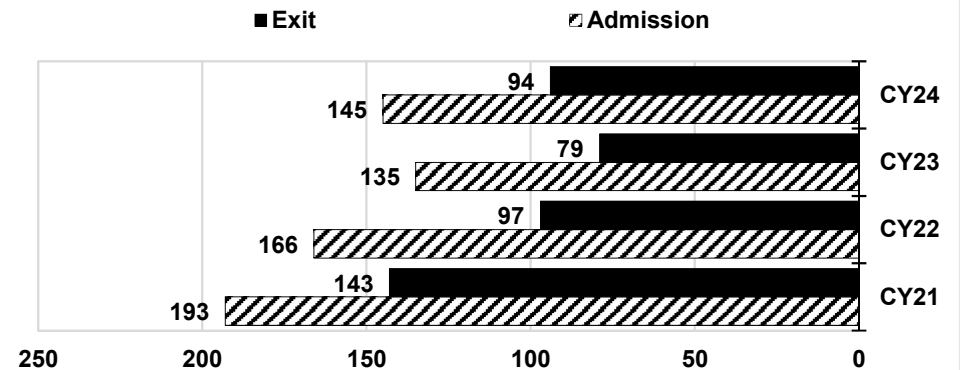
### Children Reunified With Parents After Completion of Program



### No High School Degree or GED Status



### Unemployed Participants

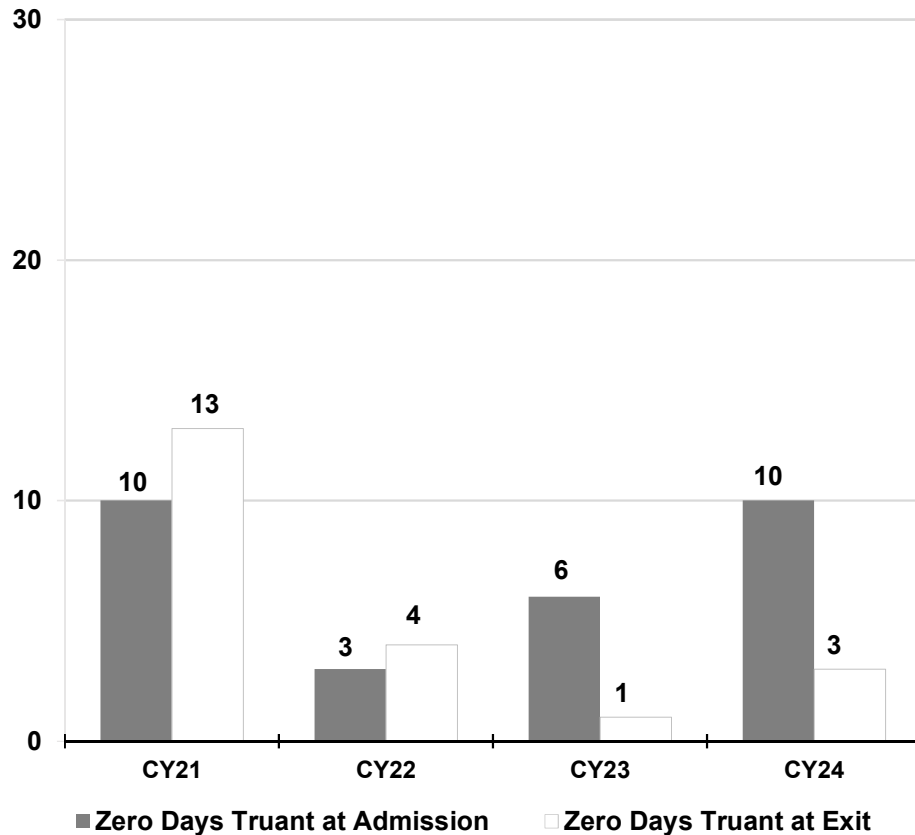


## Juvenile Treatment Court Program

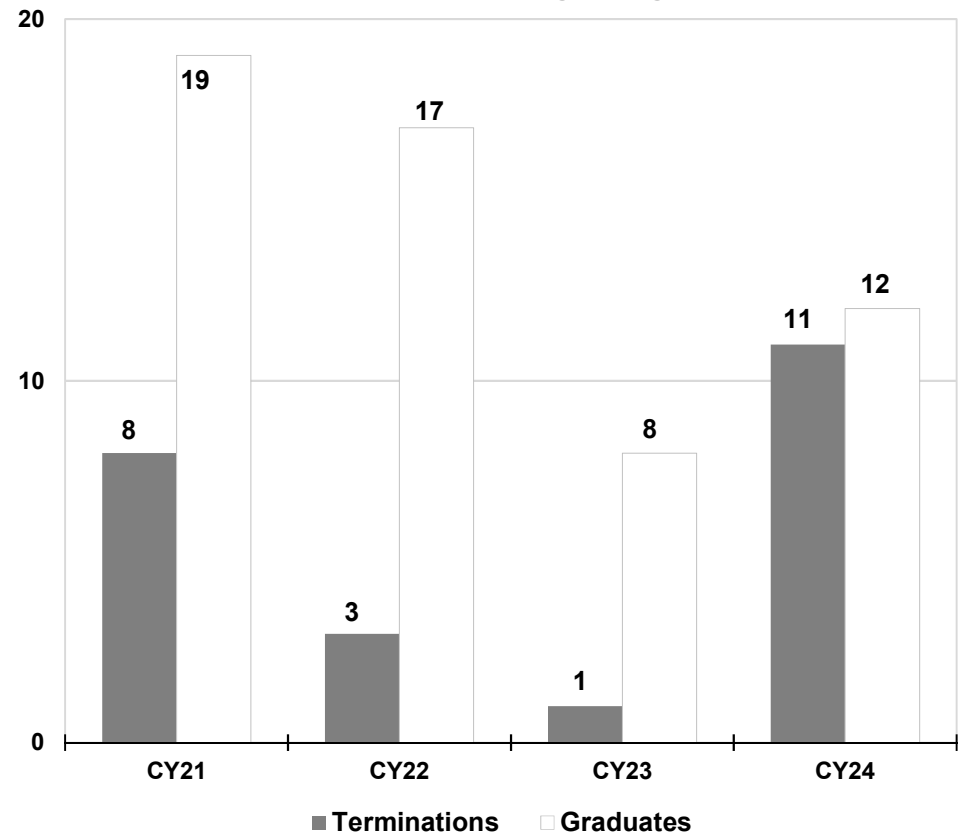
A juvenile treatment court is a docket within a juvenile court, to which selected delinquency cases and in some instances status offenders, are referred for handling by a designated judge.

Program Statistics	CY21	CY22	CY23	CY24
Participants Served	45	26	30	40
Programs	4	4	4	4
Graduation Rate	70%	85%	11%	48%
# of Community Service Hours Performed	95	150	0	56
Retention Rate	67%	56%	54%	50%

**Cases with Zero Days Truant**



**Reason for Exiting Program**



# Juvenile Treatment Courts

Juvenile Treatment Court focuses on addressing the substance use disorder or co-occurring disorder of juveniles in the juvenile court.

 Juvenile Treatment Court Program

