

**Department of Social Services  
Family Support Division**

**Fiscal Year 2017 Budget Request**

**Brian Kinkade, Director**

**Printed with Governor's Recommendation**



**Department Of Social Services  
Family Support Division  
Table Of Contents**

<b>Governor's Recommendation Summary.....</b>	<b>1</b>	<b>Healthcare Industry Training</b>	
<b>TANF Reinvestment.....</b>	<b>4</b>	NDI.....	<b>128</b>
<b>CSEC fund GR Pickup.....</b>	<b>10</b>	<b>SNAP Employment Training</b>	
<b>Family Support Administration</b>		Core.....	<b>134</b>
Core.....	<b>22</b>	<b>Temporary Assistance</b>	
<b>Income Maintenance Field Staff and Operations</b>		Core.....	<b>140</b>
Core.....	<b>33</b>	<b>Adult Supplementation</b>	
<b>Family Support Staff Training</b>		Core.....	<b>154</b>
Core.....	<b>44</b>	<b>Supplemental Nursing Care</b>	
<b>Electronic Benefits Transfer</b>		Core.....	<b>161</b>
Core.....	<b>57</b>	NDI Supplemental Nursing Care Cost to Continue .....	<b>168</b>
<b>Polk County Trust</b>		<b>Blind Pension</b>	
Core.....	<b>65</b>	Core.....	<b>174</b>
<b>FAMIS</b>		NDI Blind Pension GR Pickup.....	<b>181</b>
Core.....	<b>72</b>	NDI Blind Pension Rate Increase.....	<b>186</b>
<b>Eligibility &amp; Enrollment System</b>		<b>Refugee Assistance</b>	
Core.....	<b>80</b>	Core.....	<b>192</b>
<b>Community Partnership</b>		<b>Community Services Block Grant</b>	
Core.....	<b>88</b>	Core.....	<b>201</b>
<b>Missouri Mentoring Partnership</b>		<b>Emergency Solutions Grant</b>	
Core.....	<b>102</b>	Core.....	<b>214</b>
<b>Adolescent Program</b>		<b>Food Distribution Program</b>	
Core.....	<b>112</b>	Core.....	<b>223</b>
<b>Food Nutrition &amp; Employment Training</b>		<b>Energy Assistance</b>	
Core.....	<b>119</b>	Core.....	<b>231</b>
		<b>Utilicare Transfer</b>	
		Core.....	<b>244</b>

**Department Of Social Services  
Family Support Division  
Table Of Contents**

<b>Utilicare Stabilization</b>	
Core.....	250
<b>Domestic Violence</b>	
Core.....	261
<b>Emergency Shelter Domestic Violence</b>	
Core.....	272
<b>Assist Victims of Sexual Assault</b>	
Core.....	280
<b>Blind Administration</b>	
Core.....	287
<b>Services for the Visually Impaired</b>	
Core.....	295
<b>Business Enterprise</b>	
Core.....	306
<b>Child Support Field Staff and Operations</b>	
Core.....	314
<b>Child Support Reimbursement to Counties</b>	
Core.....	326
<b>Distribution Pass Through</b>	
Core.....	334
<b>Debt Offset Escrow TRF</b>	
Core.....	341



Decision Item Name	2017 Department Request					2017 Governor's Recommendation				
	FTE	GR	FF	OF	Total	FTE	GR	FF	OF	Total
<b>Family Support Administration</b>										
Core	151.61	634,900	16,132,682	564,663	17,332,245	151.61	634,900	16,132,682	564,663	17,332,245
NDI - Pay Plan							38,277	105,040	0	143,317
NDI-CSEC GR PICKUP	16.85	722,649	0	0	722,649	16.85	722,649	0	0	722,649
<b>Total</b>	<b>168.46</b>	<b>1,357,549</b>	<b>16,132,682</b>	<b>564,663</b>	<b>18,054,894</b>	<b>168.46</b>	<b>1,395,826</b>	<b>16,237,722</b>	<b>564,663</b>	<b>18,198,211</b>
<b>IM Field Staff and Operations</b>										
Core	2,052.73	17,760,582	62,409,746	824,671	80,994,999	2,052.73	17,760,582	62,409,746	824,671	80,994,999
NDI - Pay Plan							291,055	1,034,101	15,934	1,341,090
<b>Total</b>	<b>2,052.73</b>	<b>17,760,582</b>	<b>62,409,746</b>	<b>824,671</b>	<b>80,994,999</b>	<b>2,052.73</b>	<b>18,051,637</b>	<b>63,443,847</b>	<b>840,605</b>	<b>82,336,089</b>
<b>Family Support Staff Training</b>										
Core	0.00	113,693	133,974	0	247,667	0.00	113,693	133,974	0	247,667
<b>Total</b>	<b>0.00</b>	<b>113,693</b>	<b>133,974</b>	<b>0</b>	<b>247,667</b>	<b>0.00</b>	<b>113,693</b>	<b>133,974</b>	<b>0</b>	<b>247,667</b>
<b>Electronic Benefits Transfer (EBT)</b>										
Core	0.00	1,926,622	1,546,747	0	3,473,369	0.00	1,926,622	1,546,747	0	3,473,369
<b>Total</b>	<b>0.00</b>	<b>1,926,622</b>	<b>1,546,747</b>	<b>0</b>	<b>3,473,369</b>	<b>0.00</b>	<b>1,926,622</b>	<b>1,546,747</b>	<b>0</b>	<b>3,473,369</b>
<b>Polk County Trust</b>										
Core	0.00	0	0	10,000	10,000	0.00	0	0	10,000	10,000
<b>Total</b>	<b>0.00</b>	<b>0</b>	<b>0</b>	<b>10,000</b>	<b>10,000</b>	<b>0.00</b>	<b>0</b>	<b>0</b>	<b>10,000</b>	<b>10,000</b>
<b>FAMIS</b>										
Core	0.00	575,453	1,222,371	0	1,797,824	0.00	575,453	1,222,371	0	1,797,824
<b>Total</b>	<b>0.00</b>	<b>575,453</b>	<b>1,222,371</b>	<b>0</b>	<b>1,797,824</b>	<b>0.00</b>	<b>575,453</b>	<b>1,222,371</b>	<b>0</b>	<b>1,797,824</b>
<b>Eligibility &amp; Enrollment System</b>										
Core	0.00	7,566,986	63,459,631	1,000,000	72,026,617	0.00	7,566,986	63,459,631	1,000,000	72,026,617
<b>Total</b>	<b>0.00</b>	<b>7,566,986</b>	<b>63,459,631</b>	<b>1,000,000</b>	<b>72,026,617</b>	<b>0.00</b>	<b>7,566,986</b>	<b>63,459,631</b>	<b>1,000,000</b>	<b>72,026,617</b>
<b>Community Partnerships</b>										
Core	2.00	583,501	7,603,799	0	8,187,300	0.00	632,328	7,603,799	0	8,236,127
<b>Total</b>	<b>2.00</b>	<b>583,501</b>	<b>7,603,799</b>	<b>0</b>	<b>8,187,300</b>	<b>0.00</b>	<b>632,328</b>	<b>7,603,799</b>	<b>0</b>	<b>8,236,127</b>
<b>Missouri Mentoring Partnership</b>										
Core	0.00	75,000	1,443,700	0	1,518,700	0.00	0	1,443,700	0	1,443,700
<b>Total</b>	<b>0.00</b>	<b>75,000</b>	<b>1,443,700</b>	<b>0</b>	<b>1,518,700</b>	<b>0.00</b>	<b>0</b>	<b>1,443,700</b>	<b>0</b>	<b>1,443,700</b>
<b>Adolescent Boys Program</b>										
Core	0.00	0	600,000	0	600,000	0.00	0	600,000	0	600,000
<b>Total</b>	<b>0.00</b>	<b>0</b>	<b>600,000</b>	<b>0</b>	<b>600,000</b>	<b>0.00</b>	<b>0</b>	<b>600,000</b>	<b>0</b>	<b>600,000</b>
<b>Food Nutrition and Employment Training Program</b>										
Core	0.00	0	12,981,261	0	12,981,261	0.00	0	12,981,261	0	12,981,261
<b>Total</b>	<b>0.00</b>	<b>0</b>	<b>12,981,261</b>	<b>0</b>	<b>12,981,261</b>	<b>0.00</b>	<b>0</b>	<b>12,981,261</b>	<b>0</b>	<b>12,981,261</b>
<b>Healthcare Industry Training</b>										
NDI	0.00	0	12,981,261	0	12,981,261	0.00	0	3,000,000	0	3,000,000
<b>Total</b>	<b>0.00</b>	<b>0</b>	<b>12,981,261</b>	<b>0</b>	<b>12,981,261</b>	<b>0.00</b>	<b>0</b>	<b>3,000,000</b>	<b>0</b>	<b>3,000,000</b>

Decision Item Name	2017 Department Request					2017 Governor's Recommendation				
	FTE	GR	FF	OF	Total	FTE	GR	FF	OF	Total
<b>Temporary Assistance</b>										
Core	0.00	9,712,354	108,402,199	0	118,114,553	0.00	9,712,354	103,902,199	0	113,614,553
NDI - TANF Reinvestment	0.00	0	25,208,645	0	25,208,645	0.00	0	8,500,000	0	8,500,000
<b>Total</b>	<b>0.00</b>	<b>9,712,354</b>	<b>133,610,844</b>	<b>0</b>	<b>143,323,198</b>	<b>0.00</b>	<b>9,712,354</b>	<b>112,402,199</b>	<b>0</b>	<b>122,114,553</b>
<b>Healthy Marriage/Fatherhood</b>										
NDI - TANF Reinvestment	0.00	33,525	0	0	33,525	0.00	0	1,500,000	0	1,500,000
<b>Total</b>	<b>0.00</b>	<b>33,525</b>	<b>0</b>	<b>0</b>	<b>33,525</b>	<b>0.00</b>	<b>0</b>	<b>1,500,000</b>	<b>0</b>	<b>1,500,000</b>
<b>Adult Supplementation</b>										
Core	0.00	33,525	0	0	33,525	0.00	33,525	0	0	33,525
<b>Total</b>	<b>0.00</b>	<b>33,525</b>	<b>0</b>	<b>0</b>	<b>33,525</b>	<b>0.00</b>	<b>33,525</b>	<b>0</b>	<b>0</b>	<b>33,525</b>
<b>Supplemental Nursing Care</b>										
Core	0.00	23,130,951	0	0	23,130,951	0.00	23,130,951	0	0	23,130,951
NDI-Supplemental Nursing Cz	0.00	2,617,576	0	0	2,617,576	0.00	2,489,934	0	0	2,489,934
<b>Total</b>	<b>0.00</b>	<b>25,748,527</b>	<b>0</b>	<b>0</b>	<b>25,748,527</b>	<b>0.00</b>	<b>25,620,885</b>	<b>0</b>	<b>0</b>	<b>25,620,885</b>
<b>Blind Pension</b>										
Core	0.00	2,284,460	0	34,313,866	36,598,326	0.00	2,284,460	0	34,313,866	36,598,326
NDI-BP GR Pickup	0.00	455,071	0	0	455,071	0.00	949,490	0	0	949,490
NDI-Blind Pension Rate Incre	0.00	0	0	437,040	437,040	0.00	0	0	437,040	437,040
<b>Total</b>	<b>0.00</b>	<b>2,739,531</b>	<b>0</b>	<b>34,750,906</b>	<b>37,490,437</b>	<b>0.00</b>	<b>3,233,950</b>	<b>0</b>	<b>34,750,906</b>	<b>37,984,856</b>
<b>Refugee Assistance</b>										
Core	0.00	0	3,806,226	0	3,806,226	0.00	0	3,806,226	0	3,806,226
<b>Total</b>	<b>0.00</b>	<b>0</b>	<b>3,806,226</b>	<b>0</b>	<b>3,806,226</b>	<b>0.00</b>	<b>0</b>	<b>3,806,226</b>	<b>0</b>	<b>3,806,226</b>
<b>Community Services Block Grant</b>										
Core	0.00	0	23,637,000	0	23,637,000	0.00	0	23,637,000	0	23,637,000
<b>Total</b>	<b>0.00</b>	<b>0</b>	<b>23,637,000</b>	<b>0</b>	<b>23,637,000</b>	<b>0.00</b>	<b>0</b>	<b>23,637,000</b>	<b>0</b>	<b>23,637,000</b>
<b>Emergency Solutions Program</b>										
Core	0.00	0	4,130,000	0	4,130,000	0.00	0	4,130,000	0	4,130,000
<b>Total</b>	<b>0.00</b>	<b>0</b>	<b>4,130,000</b>	<b>0</b>	<b>4,130,000</b>	<b>0.00</b>	<b>0</b>	<b>4,130,000</b>	<b>0</b>	<b>4,130,000</b>
<b>Food Distribution Programs</b>										
Core	0.00	0	1,500,000	0	1,500,000	0.00	0	1,500,000	0	1,500,000
<b>Total</b>	<b>0.00</b>	<b>0</b>	<b>1,500,000</b>	<b>0</b>	<b>1,500,000</b>	<b>0.00</b>	<b>0</b>	<b>1,500,000</b>	<b>0</b>	<b>1,500,000</b>
<b>Energy Assistance</b>										
Core	0.00	0	77,547,867	0	77,547,867	0.00	0	77,547,867	0	77,547,867
<b>Total</b>	<b>0.00</b>	<b>0</b>	<b>77,547,867</b>	<b>0</b>	<b>77,547,867</b>	<b>0.00</b>	<b>0</b>	<b>77,547,867</b>	<b>0</b>	<b>77,547,867</b>
<b>Ubllicare Transfer</b>										
Core	0.00	4,000,000	0	0	4,000,000	0.00	4,000,000	0	0	4,000,000
<b>Total</b>	<b>0.00</b>	<b>4,000,000</b>	<b>0</b>	<b>0</b>	<b>4,000,000</b>	<b>0.00</b>	<b>4,000,000</b>	<b>0</b>	<b>0</b>	<b>4,000,000</b>
<b>Energy Assistance</b>										
Core	0.00	0	0	4,000,000	4,000,000	0.00	0	0	4,000,000	4,000,000
<b>Total</b>	<b>0.00</b>	<b>0</b>	<b>0</b>	<b>4,000,000</b>	<b>4,000,000</b>	<b>0.00</b>	<b>0</b>	<b>0</b>	<b>4,000,000</b>	<b>4,000,000</b>

Decision Item Name	2017 Department Request					2017 Governor's Recommendation				
	FTE	GR	FF	OF	Total	FTE	GR	FF	OF	Total
<b>Domestic Violence</b>										
Core	0.00	4,750,000	3,716,524	0	8,466,524	0.00	4,750,000	3,716,524	0	8,466,524
<b>Total</b>	<b>0.00</b>	<b>4,750,000</b>	<b>3,716,524</b>	<b>0</b>	<b>8,466,524</b>	<b>0.00</b>	<b>4,750,000</b>	<b>3,716,524</b>	<b>0</b>	<b>8,466,524</b>
<b>Emergency Shelter Dom Viol Victims</b>										
Core	0.00	0	562,137	0	562,137	0.00	0	562,137	0	562,137
<b>Total</b>	<b>0.00</b>	<b>0</b>	<b>562,137</b>	<b>0</b>	<b>562,137</b>	<b>0.00</b>	<b>0</b>	<b>562,137</b>	<b>0</b>	<b>562,137</b>
<b>Svs to Assist Victims of Sexual Assault</b>										
Core	0.00	500,000	0	0	500,000	0.00	500,000	0	0	500,000
<b>Total</b>	<b>0.00</b>	<b>500,000</b>	<b>0</b>	<b>0</b>	<b>500,000</b>	<b>0.00</b>	<b>500,000</b>	<b>0</b>	<b>0</b>	<b>500,000</b>
<b>Blind Administration</b>										
Core	103.69	910,501	3,752,419	0	4,662,920	103.69	910,501	3,752,419	0	4,662,920
NDI - Pay Plan							15,555	60,183	0	75,738
<b>Total</b>	<b>103.69</b>	<b>910,501</b>	<b>3,752,419</b>	<b>0</b>	<b>4,662,920</b>	<b>103.69</b>	<b>926,056</b>	<b>3,812,602</b>	<b>0</b>	<b>4,738,658</b>
<b>Services for Visually Impaired</b>										
Core	0.00	1,483,831	6,372,075	448,995	8,304,901	0.00	1,483,831	6,372,075	448,995	8,304,901
<b>Total</b>	<b>0.00</b>	<b>1,483,831</b>	<b>6,372,075</b>	<b>448,995</b>	<b>8,304,901</b>	<b>0.00</b>	<b>1,483,831</b>	<b>6,372,075</b>	<b>448,995</b>	<b>8,304,901</b>
<b>Business Enterprises</b>										
Core	0.00	0	35,000,000	0	35,000,000	0.00	0	35,000,000	0	35,000,000
<b>Total</b>	<b>0.00</b>	<b>0</b>	<b>35,000,000</b>	<b>0</b>	<b>35,000,000</b>	<b>0.00</b>	<b>0</b>	<b>35,000,000</b>	<b>0</b>	<b>35,000,000</b>
<b>Child Support Field Staff &amp;</b>										
Core	665.56	2,533,904	24,679,699	3,042,572	30,256,175	593.56	2,533,904	22,395,499	3,042,572	27,971,975
NDI - Pay Plan							106,263	379,408	0	485,671
NDI-CSEC GR Pickup	97.68	4,710,014	0	0	4,710,014	97.68	4,095,014	0	0	4,095,014
<b>Total</b>	<b>763.24</b>	<b>7,243,918</b>	<b>24,679,699</b>	<b>3,042,572</b>	<b>34,966,189</b>	<b>691.24</b>	<b>6,735,181</b>	<b>22,774,907</b>	<b>3,042,572</b>	<b>32,552,660</b>
<b>CSE Reimbursement to Counties</b>										
Core	0.00	1,840,279	14,886,582	400,212	17,127,073	0.00	1,840,279	14,886,582	400,212	17,127,073
NDI-CSEC GR Pickup	0.00	400,212	0	0	400,212	0.00	400,212	0	0	400,212
<b>Total</b>	<b>0.00</b>	<b>2,240,491</b>	<b>14,886,582</b>	<b>400,212</b>	<b>17,527,285</b>	<b>0.00</b>	<b>2,240,491</b>	<b>14,886,582</b>	<b>400,212</b>	<b>17,527,285</b>
<b>Distribution Pass Through</b>										
Core	0.00	0	86,500,000	9,000,000	95,500,000	0.00	0	86,500,000	9,000,000	95,500,000
<b>Total</b>	<b>0.00</b>	<b>0</b>	<b>86,500,000</b>	<b>9,000,000</b>	<b>95,500,000</b>	<b>0.00</b>	<b>0</b>	<b>86,500,000</b>	<b>9,000,000</b>	<b>95,500,000</b>
<b>CSE Debt Offset Transfer</b>										
Core	0.00	0	0	1,200,000	1,200,000	0.00	0	0	1,200,000	1,200,000
<b>Total</b>	<b>0.00</b>	<b>0</b>	<b>0</b>	<b>1,200,000</b>	<b>1,200,000</b>	<b>0.00</b>	<b>0</b>	<b>0</b>	<b>1,200,000</b>	<b>1,200,000</b>
<b>Total Family Support Cores</b>	<b>2,975.59</b>	<b>76,416,542</b>	<b>562,026,639</b>	<b>53,604,979</b>	<b>692,048,160</b>	<b>2,901.59</b>	<b>76,390,369</b>	<b>555,242,439</b>	<b>53,604,979</b>	<b>685,237,787</b>
<b>Total Family Support</b>	<b>3,090.12</b>	<b>85,322,064</b>	<b>587,235,284</b>	<b>54,042,019</b>	<b>726,599,367</b>	<b>3,016.12</b>	<b>89,498,818</b>	<b>565,321,171</b>	<b>55,257,953</b>	<b>710,077,942</b>







**NEW DECISION ITEM**

RANK: 28 OF 29

Department: Social Services  
 Division: Family Support  
 DI Name: TANF Reinvestment

Budget Unit: 90105C

DI# 1886033 HB Section: 11.110, 11.115

**1. AMOUNT OF REQUEST**

	FY 2017 Budget Request			
	GR	Federal	Other	Total
PS				
EE				
PSD		25,208,645		25,208,645
TRF				
<b>Total</b>		<b>25,208,645</b>		<b>25,208,645</b>
<b>FTE</b>				<b>0.00</b>

	FY 2017 Governor's Recommendation			
	GR	Federal	Other	Total
PS				
EE				
PSD		10,000,000		10,000,000
TRF				
<b>Total</b>		<b>10,000,000</b>		<b>10,000,000</b>
<b>FTE</b>				<b>0.00</b>

<i>Est. Fringe</i>	0	0	0	0
<i>Note: Fringes budgeted in House Bill 5 except for certain fringes budgeted directly to MoDOT, Highway Patrol, and Conservation.</i>				

<i>Est. Fringe</i>	0	0	0	0
<i>Note: Fringes budgeted in House Bill 5 except for certain fringes budgeted directly to MoDOT, Highway Patrol, and Conservation.</i>				

Other Funds:

Other Funds:

**2. THIS REQUEST CAN BE CATEGORIZED AS:**

- |   |  |  |
|---|--|--|
| <input checked="" type="checkbox"/> New Legislation | <input type="checkbox"/> New Program       | <input type="checkbox"/> Fund Switch           |
| <input type="checkbox"/> Federal Mandate            | <input type="checkbox"/> Program Expansion | <input type="checkbox"/> Cost to Continue      |
| <input type="checkbox"/> GR Pick-Up                 | <input type="checkbox"/> Space Request     | <input type="checkbox"/> Equipment Replacement |
| <input type="checkbox"/> Pay Plan                   | <input type="checkbox"/> Other:            |  |

**3. WHY IS THIS FUNDING NEEDED? PROVIDE AN EXPLANATION FOR ITEMS CHECKED IN #2. INCLUDE THE FEDERAL OR STATE STATUTORY OR CONSTITUTIONAL AUTHORIZATION FOR THIS PROGRAM.**

In 2015, SB 24 was passed by the General Assembly, resulting in a reduced Temporary Assistance for Needy Families (TANF) lifetime limit and full family sanctions. Funding for this request can be supported from savings realized by implementing SB 24 and the TANF fund balance. Per section 208.244 (2), ongoing savings under sections 208.026 and 208.040 effective on August 28, 2015, subject to appropriations, shall be used to provide child care assistance for single parent households, education assistance, transportation assistance and job training for individuals receiving benefits under such programs as allowable under applicable state and federal law.

**NEW DECISION ITEM**

**RANK: 28 OF 29**

**Department: Social Services  
Division: Family Support  
DI Name: TANF Reinvestment**

**Budget Unit: 90105C**

**DI# 1886033 HB Section: 11.110, 11.115**

**4. DESCRIBE THE DETAILED ASSUMPTIONS USED TO DERIVE THE SPECIFIC REQUESTED AMOUNT. (How did you determine that the requested number of FTE were appropriate? From what source or standard did you derive the requested levels of funding? Were alternatives such as outsourcing or automation considered? If based on new legislation, does request tie to TAFP fiscal note? If not, explain why. Detail which portions of the request are one-times and how those amounts were calculated.)**

The TANF Reinvestment request for \$25.2 million is requested to be appropriated between the following programs:

\$10 million requested for FSD:

- Missouri Work Assistance (MWA) contracts -\$7 million
- Employment Training Resources - \$1 million
- Healthy Marriage/Fatherhood Initiatives -\$1.5 million
- Microsoft Certification - \$500,000

In addition:

- \$13.8 million for the Purchase of Child Care Program.
- \$1.5 million for Alternatives to Abortion (OA)
- \$550,000 for GR fund swap in the Children's Division.

The Missouri Work Assistance program provides adult or minor parent head of household Temporary Assistance recipients employment and training services with the goal of self-sufficiency. The reduction in the lifetime limit for receipt of Temporary Assistance results in a need for more intensive case management services to assist participants in obtaining and sustaining employment. With the implementation of full family sanctions, sanctioned applicants requesting TA benefits will also be referred to and be required to participate in the MWA program prior to being eligible to receive benefits. Contractors will have more frequent contacts with participants and may increase the number of home visits conducted. Increases in supportive services are also necessary so more participants receive these services and more meaningful services may be provided. Increased collaboration with other state agencies will be needed to streamline and provide wrap-around services in each participant's community. (\$7 million)

DSS plans to create an employment and training support resource. All contracted Missouri Work Assistance contractors would have access to this funding for Temporary Assistance (TA) recipients. This funding resource will allow Regions to access funds to be immediately responsive to TA recipients needs due to unexpected layoffs, businesses closings, etc. In addition, this will give Regions an incentive to increase marketing to current recipients as there is an increased availability of funds. Lastly, the funds will be used to create post-employment services such as job coaching, incentives for employment retention periods and supportive services to assist recipients engaged in the Transitional Employment Benefits program. (\$1 million)

Information Technology (IT) occupations are some of the most highly demanded occupations in Missouri. Research, through the Missouri Economic Research and Information Center (MERIC) and the Department of Higher Education (DHE), found that although IT jobs provide better than average salary and benefits, they are going unfulfilled in Missouri due to a skills gap. Microsoft skills certificates are a key component to pursuing a career in IT and the most requested by employers looking to hire in this field. These certificates can be obtained without having to pursue the normal higher education degree. Basic IT skills are essential in gaining entry level employment that can lead to continued career success. DSS plans to contract for Microsoft Certification services that will provide the necessary education and training for low-income students. (\$500,000)

**NEW DECISION ITEM**

RANK: 28 OF 29

Department: Social Services  
 Division: Family Support  
 DI Name: TANF Reinvestment

Budget Unit: 90105C  
 HB Section: 11.110

DI# 1886033

**4. DESCRIBE THE DETAILED ASSUMPTIONS USED TO DERIVE THE SPECIFIC REQUESTED AMOUNT (continued).**

Responsible Fatherhood Initiative programs help connect fathers with resources to help provide financial assistance to their children, establish legal paternity, and actively participate in care-giving tasks. DSS currently collaborates with several Fatherhood Initiative programs, including: Randolph County Caring Community Partnership Focus on Fatherhood Network; Father's Support Center St. Louis Inc.; the New Pathways for Father's and Families (NPFF) Program and the Partnership in Parenting Program (PIP). FSD also collaborates with some organizations that target incarcerated or previously incarcerated fathers, with current pilot programs at the Alcoa Correctional Facility, the Kansas City Reentry Center, and a partnership with Connections to Success. DSS plans to use this funding to further collaborations with these and other Fatherhood Initiative programs. (\$1.5 million)

**5. BREAK DOWN THE REQUEST BY BUDGET OBJECT CLASS, JOB CLASS, AND FUND SOURCE. IDENTIFY ONE-TIME COSTS.**

Budget Object Class/Job Class	Dept Req	Dept Req	Dept Req	Dept Req	Dept Req	Dept Req	Dept Req	Dept Req	Dept Req
	GR	GR	FED	FED	OTHER	OTHER	TOTAL	TOTAL	One-Time
	DOLLARS	FTE	DOLLARS	FTE	DOLLARS	FTE	DOLLARS	FTE	DOLLARS
Total PS	0	0.0	0	0.0	0	0.0	0	0.0	0
Total EE	0		0		0		0		0
Program Distributions			25,208,645				25,208,645		
Total PSD	0		25,208,645		0		25,208,645		0
Transfers							0		
Total TRF	0		0		0		0		0
<b>Grand Total</b>	<b>0</b>	<b>0.0</b>	<b>25,208,645</b>	<b>0.0</b>	<b>0</b>	<b>0.0</b>	<b>25,208,645</b>	<b>0.0</b>	<b>0</b>

Budget Object Class/Job Class	Gov Rec	Gov Rec	Gov Rec	Gov Rec	Gov Rec	Gov Rec	Gov Rec	Gov Rec	Gov Rec
	GR	GR	FED	FED	OTHER	OTHER	TOTAL	TOTAL	One-Time
	DOLLARS	FTE	DOLLARS	FTE	DOLLARS	FTE	DOLLARS	FTE	DOLLARS
Total PS	0	0.0	0	0.0	0	0.0	0	0.0	0
Total EE	0		0		0		0		0
Program Distributions			10,000,000				10,000,000		
Total PSD	0		10,000,000		0		10,000,000		0
Transfers							0		
Total TRF	0		0		0		0		0
<b>Grand Total</b>	<b>0</b>	<b>0.0</b>	<b>10,000,000</b>	<b>0.0</b>	<b>0</b>	<b>0.0</b>	<b>10,000,000</b>	<b>0.0</b>	<b>0</b>

**NEW DECISION ITEM**  
RANK: 28 OF 29

Department: Social Services  
Division: Family Support  
DI Name: TANF Reinvestment

DI# 1886033

Budget Unit: 90105C

HB Section: 11.110

**6. PERFORMANCE MEASURES (If new decision item has an associated core, separately identify projected performance with & without additional funding.)**

**6a. Provide an effectiveness measure.**

Measures can be found in the Temporary Assistance core, and are further defined in performance measures included in the service contract.

**6b. Provide an efficiency measure.**

Measures can be found in the Temporary Assistance core, and are further defined in performance measures included in the service contract.

**6c. Provide the number of clients/individuals served, if applicable.**

All Temporary Assistance recipients required to participate in work activities may

**6d. Provide a customer satisfaction measure, if available.**

None available.

**7. STRATEGIES TO ACHIEVE THE PERFORMANCE MEASUREMENT TARGETS:**

N/A

**DECISION ITEM DETAIL**

Budget Unit	FY 2015	FY 2015	FY 2016	FY 2016	FY 2017	FY 2017	FY 2017	FY 2017
Decision Item	ACTUAL	ACTUAL	BUDGET	BUDGET	DEPT REQ	DEPT REQ	GOV REC	GOV REC
Budget Object Class	DOLLAR	FTE	DOLLAR	FTE	DOLLAR	FTE	DOLLAR	FTE
<b>TEMPORARY ASSISTANCE</b>								
<b>TANF REINVESTMENT - 1886033</b>								
PROGRAM DISTRIBUTIONS	0	0.00	0	0.00	25,208,645	0.00	8,500,000	0.00
TOTAL - PD	0	0.00	0	0.00	25,208,645	0.00	8,500,000	0.00
<b>GRAND TOTAL</b>	<b>\$0</b>	<b>0.00</b>	<b>\$0</b>	<b>0.00</b>	<b>\$25,208,645</b>	<b>0.00</b>	<b>\$8,500,000</b>	<b>0.00</b>
GENERAL REVENUE	\$0	0.00	\$0	0.00	\$0	0.00	\$0	0.00
FEDERAL FUNDS	\$0	0.00	\$0	0.00	\$25,208,645	0.00	\$8,500,000	0.00
OTHER FUNDS	\$0	0.00	\$0	0.00	\$0	0.00	\$0	0.00

**DECISION ITEM DETAIL**

Budget Unit	FY 2015	FY 2015	FY 2016	FY 2016	FY 2017	FY 2017	FY 2017	FY 2017
Decision Item	ACTUAL	ACTUAL	BUDGET	BUDGET	DEPT REQ	DEPT REQ	GOV REC	GOV REC
Budget Object Class	DOLLAR	FTE	DOLLAR	FTE	DOLLAR	FTE	DOLLAR	FTE
<b>HEALTHY MARRIAGE/FATHERHOOD</b>								
<b>TANF REINVESTMENT - 1886033</b>								
PROGRAM DISTRIBUTIONS	0	0.00	0	0.00	0	0.00	1,500,000	0.00
TOTAL - PD	0	0.00	0	0.00	0	0.00	1,500,000	0.00
<b>GRAND TOTAL</b>	<b>\$0</b>	<b>0.00</b>	<b>\$0</b>	<b>0.00</b>	<b>\$0</b>	<b>0.00</b>	<b>\$1,500,000</b>	<b>0.00</b>
GENERAL REVENUE	\$0	0.00	\$0	0.00	\$0	0.00	\$0	0.00
FEDERAL FUNDS	\$0	0.00	\$0	0.00	\$0	0.00	\$1,500,000	0.00
OTHER FUNDS	\$0	0.00	\$0	0.00	\$0	0.00	\$0	0.00





**NEW DECISION ITEM**

RANK: 8 OF 29

Department: Social Services  
 Division: Family Support Division  
 DI Name: CSEC GR Pick Up

DI# 1886029

Budget Unit: 90065C, 90060C, 89020C

House Bill 11.065, 11.200, 11.205

**1. AMOUNT OF REQUEST**

	FY 2017 Budget Request			
	GR	Federal	Other	Total
PS	3,757,777			3,757,777
EE	1,674,886			1,674,886
PSD	400,212			400,212
TRF				
<b>Total</b>	<b>5,832,875</b>			<b>5,832,875</b>

FTE 114.53 114.53

<i>Est. Fringe</i>	2,182,461	0	0	2,182,461
<i>Note: Fringes budgeted in House Bill 5 except for certain fringes budgeted directly to MoDOT, Highway Patrol, and Conservation.</i>				

Other Funds:

	FY 2017 Governor's Recommendation			
	GR	Federal	Other	Total
PS	3,757,777			3,757,777
EE	1,059,886			1,059,886
PSD	400,212			400,212
TRF				
<b>Total</b>	<b>5,217,875</b>			<b>5,217,875</b>

FTE 114.53 114.53

<i>Est. Fringe</i>	2,182,461	0	0	2,182,461
<i>Note: Fringes budgeted in House Bill 5 except for certain fringes budgeted directly to MoDOT, Highway Patrol, and Conservation.</i>				

Other Funds:

**2. THIS REQUEST CAN BE CATEGORIZED AS:**

<input type="checkbox"/> New Legislation	<input type="checkbox"/> New Program	<input type="checkbox"/> Fund Switch
<input type="checkbox"/> Federal Mandate	<input type="checkbox"/> Program Expansion	<input type="checkbox"/> Cost to Continue
<input checked="" type="checkbox"/> GR Pick-Up	<input type="checkbox"/> Space Request	<input type="checkbox"/> Equipment Replacement
<input type="checkbox"/> Pay Plan	<input type="checkbox"/> Other:	

**NEW DECISION ITEM**

**RANK: 8 OF 29**

**Department: Social Services**  
**Division: Family Support Division**  
**DI Name: CSEC GR Pick Up**

**Budget Unit: 90065C, 90060C, 89020C**

**DI# 1886029**

**House Bill 11.065, 11.200, 11.205**

**3. WHY IS THIS FUNDING NEEDED? PROVIDE AN EXPLANATION FOR ITEMS CHECKED IN #2. INCLUDE THE FEDERAL OR STATE STATUTORY OR CONSTITUTIONAL AUTHORIZATION FOR THIS PROGRAM.**

This decision item seeks a general revenue pick up to continue to operate the state's child support (IV-D) program due to a cash shortfall in the Child Support Enforcement Collections Fund (CSEC). Child support provides services to approximately 345,000 families and collects \$686 million dollars to support children's needs. Child support is an important source of income for families where both parents do not live in the same household. Without the enforcement and collection services provided by the child support program, many families and children would not receive the monetary support essential to meet the needs of the family.

The Family Support Division Child Support program promotes stable, safe and healthy relationships between parents and children. The Child Support program's goals are to ensure that children have the financial and medical support of both parents and to emphasize that children benefit when both parents are involved in their children's lives. The program is one of the most successful health and human service's programs today. The Child Support program serves one of four children (over 17 million) nationally, and collects \$5.12 for every \$1 in public funds invested. Only the Supplemental Nutrition Assistance Program (SNAP) and Medicaid program reach more children.

- The Missouri Child Support program collects an average of two million dollars per day.
- On average, 5,000 documents are received and scanned daily by the Missouri Child Support program's intake Center.
- In Missouri, the Child Support program is not a needs-based program; anyone may apply for services without charge.
- Recent national statistics show that of all families served by Child Support programs, 8.6% received current public assistance; 59% had received assistance in the past, and 32.4% of the families had never received public assistance.
- Over 60% of the children in Missouri's Child Support program were born to unwed mothers. The program established parentage for these children in over 93% of the cases and support orders in almost 90% of the cases.
- Due in part to the effort of the Missouri Child Support agency, during the past fiscal year paternity was legally established for 28,774 minor children born out of wedlock.
- For every \$1 spent by the Missouri Child Support program, \$8.34 was collected in child support.
- Missouri's Federal Performance scores: (Score and Nationwide Ranking with 1st as the best)

**Paternity Establishment**

FFY 2015 (Preliminary)	93.11%
FFY 2014 (Preliminary)	94.40%
FFY 2013	95.50% (15th in nationwide ranking)

**NEW DECISION ITEM**

**RANK: 8 OF 29**

**Department: Social Services**  
**Division: Family Support Division**  
**DI Name: CSEC GR Pick Up**

**Budget Unit: 90065C, 90060C, 89020C**

**DI# 1886029**

**House Bill 11.065, 11.200, 11.205**

**Cost Effectiveness**

FFY 2015 (Preliminary)	\$8.34
FFY 2014 (Preliminary)	\$7.72
FFY 2013	\$7.42 (9th in nationwide ranking)

- The Missouri Child Support program enforces orders for medical support by sending the National Medical Support Notice to employers, unions, and other groups to enforce an obligation for a noncustodial parent to provide medical insurance for their children.
- The National Medical Support Notice helps to ensure that children receive health care coverage when it is available through an employer or other entity, and is designed to simplify the work of employers and plan administrators by providing uniform documents to request health care coverage.
- Last year, the Child Support program sent out 46,927 National Medical Support Notices.
- 12,685 child support cases were referred to and accepted by local prosecuting attorney's offices last year.
- Local prosecuting attorney's offices currently have an active child support caseload of 30,676 cases.
- 4,729 criminal non-support charges and 3,156 child support convictions were obtained last year.

Social Security Act, Title 42, Chapter 7, Subchapter IV, Part D mandates that states administer a child support (IV-D) program. All 54 states and territories operate a IV-D program. Statutory authority for Missouri's program is found in RSMo Chapter 454. Administering the IV-D program is a prerequisite to Missouri receiving TANF funding. Currently, Missouri meets the federal requirement through a state administered and state operated child support program. There are 15 state operated offices at various locations around the state. State child support staff establish paternity and establish, enforce and modify child support orders using administrative actions authorized under Chapter 454, RSMo.

Child Support is an entitlement program funded 66% by federal matching funds and 34% by state funds. There are two primary sources of state match for the child support program: GR and Child Support Enforcement Collections (CSEC).

When a custodial parent applies for TANF, DSS will open up a Child Support case. Once child support is collected, the child support is assigned to the state for the time period in which the parent was receiving TANF (up to the amount of the TANF grant). These child support funds are the revenue for the CSEC fund. Section 208.170 designates the use of these funds for the administration of the child support program. As TANF cases decline, the revenues for the CSEC fund decline. The number of families receiving TANF began declining with the Personal Responsibility and Work Opportunity Act of 1996 (Welfare Reform). Changes to child support assignment rules and establishment of "Family First" distribution policy, also contributed to a reduction of assigned, retainable child support.

A recent state law change will also result in a decline in the TANF caseload. The passage of SB 24 which reduced the TANF benefit lifetime limit from 60 to 45 months and requires full family sanctions for non-compliance with work activities, will impact the number of people receiving TANF, therefore resulting in a decline in the CSEC fund.

**NEW DECISION ITEM**

**RANK: 8 OF 29**

**Department: Social Services**  
**Division: Family Support Division**  
**DI Name: CSEC GR Pick Up**

**Budget Unit: 90065C, 90060C, 89020C**

**DI# 1886029**

**House Bill 11.065, 11.200, 11.205**

**4. DESCRIBE THE DETAILED ASSUMPTIONS USED TO DERIVE THE SPECIFIC REQUESTED AMOUNT. (How did you determine that the requested number of FTE were appropriate? From what source or standard did you derive the requested levels of funding? Were alternatives such as outsourcing or automation considered? If based on new legislation, does request tie to TAFP fiscal note? If not, explain why. Detail which portions of the request are one-times and how those amounts were calculated.)**

General revenue is requested in the amount of \$5,832,875 to continue Child Support program services as CSEC revenues are no longer sufficient to support the Child Support program.

FY 2015 Actual Revenue	\$11,943,495
FY 2016 Expected Revenue	\$11,943,495
FY 2017 Expected Revenue <sup>1</sup>	\$10,000,000
FY 2017 Estimated Expenditures	<u>\$15,832,875</u>
Shortfall	(\$5,832,875)

<sup>1</sup> FY 2017 Expected Revenue is expected to decline with the implementation of SB 24 (2015) provisions.

The Governor recommended \$5,217,875.

<b>5. BREAK DOWN THE REQUEST BY BUDGET OBJECT CLASS, JOB CLASS, AND FUND SOURCE. IDENTIFY ONE-TIME COSTS.</b>									
Budget Object Class/Job Class	Dept Req GR DOLLARS	Dept Req GR FTE	Dept Req FED DOLLARS	Dept Req FED FTE	Dept Req OTHER DOLLARS	Dept Req OTHER FTE	Dept Req TOTAL DOLLARS	Dept Req TOTAL FTE	Dept Req One Time DOLLARS
							0	0.0	
<b>Total PS</b>	<u>3,757,777</u>	<u>114.53</u>	0	0.0	0	0.0	<u>3,757,777</u>	<u>114.53</u>	0
BOBC 400	<u>1,674,886</u>		0		0		<u>1,674,886</u>		0
<b>Total EE</b>	<u>1,674,886</u>		0		0		<u>1,674,886</u>		0
Program Distributions	<u>400,212</u>		0		0		<u>400,212</u>		0
<b>Total PSD</b>	<u>400,212</u>		0		0		<u>400,212</u>		0
Transfers			0		0		0		0
<b>Total TRF</b>	<u>0</u>		0		0		<u>0</u>		0
<b>Grand Total</b>	<u>5,832,875</u>	<u>114.53</u>	0	0.0	0	0.0	<u>5,832,875</u>	<u>114.53</u>	0

**NEW DECISION ITEM**  
**RANK: 8 OF 29**

**Department: Social Services**  
**Division: Family Support Division**  
**DI Name: CSEC GR Pick Up**

**DI# 1886029**

**Budget Unit 90065C, 90060C, 89020C**

**House Bill 11.065, 11.200, 11.205**

Budget Object Class/Job Class	Gov Rec GR DOLLARS	Gov Rec GR FTE	Gov Rec FED DOLLARS	Gov Rec FED FTE	Gov Rec OTHER DOLLARS	Gov Rec OTHER FTE	Gov Rec TOTAL DOLLARS	Gov Rec TOTAL FTE	Gov Rec One Time DOLLARS
<b>Total PS</b>	<u>3,757,777</u>	<u>114.53</u>	0	0.0	0	0.0	<u>3,757,777</u>	<u>114.53</u>	0
<b>Total EE</b>	<u>1,059,886</u>		<u>0</u>		<u>0</u>		<u>1,059,886</u>		<u>0</u>
Program Distributions	<u>400,212</u>		<u>0</u>		<u>0</u>		<u>400,212</u>		<u>0</u>
<b>Total PSD</b>	<u>400,212</u>		<u>0</u>		<u>0</u>		<u>400,212</u>		<u>0</u>
Transfers							0		
<b>Total TRF</b>	<u>0</u>		<u>0</u>		<u>0</u>		<u>0</u>		<u>0</u>
<b>Grand Total</b>	<u>5,217,875</u>	<u>114.53</u>	<u>0</u>	<u>0.0</u>	<u>0</u>	<u>0.0</u>	<u>5,217,875</u>	<u>114.53</u>	<u>0</u>

**NEW DECISION ITEM**  
**RANK: 8 OF 29**

**Department: Social Services**  
**Division: Family Support Division**  
**DI Name: CSEC GR Pick Up**

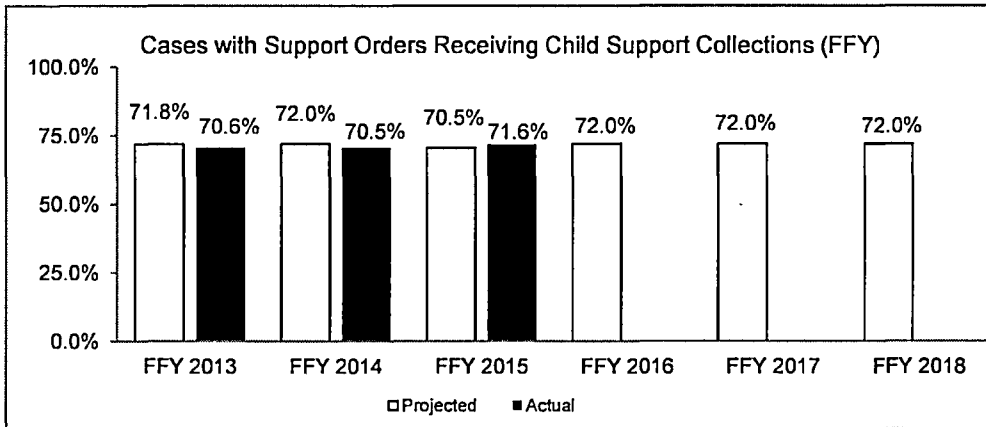
**DI# 1886029**

**Budget Unit 90065C, 90060C, 89020C**

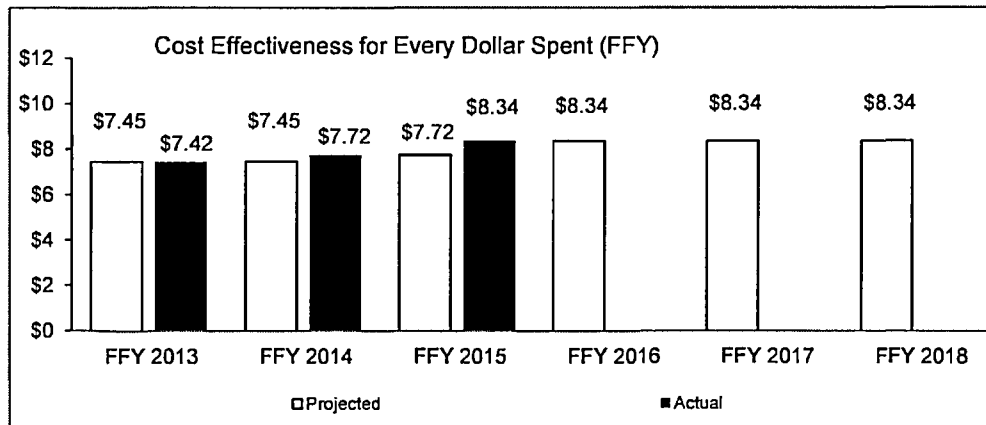
**House Bill 11.065, 11.200, 11.205**

**6. PERFORMANCE MEASURES (If new decision item has an associated core, separately identify projected performance with & without additional funding.)**

**6a. Provide an effectiveness measure.**



**6b. Provide an efficiency measure.**



**NEW DECISION ITEM**  
**RANK: 8 OF 29**

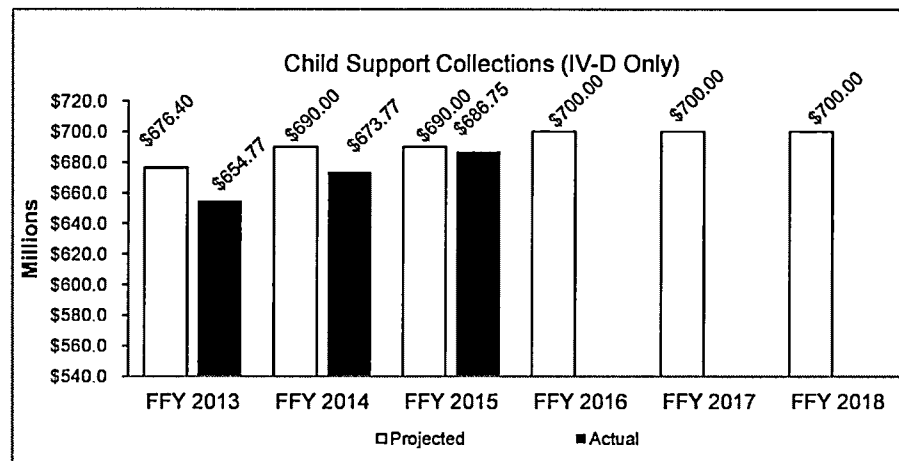
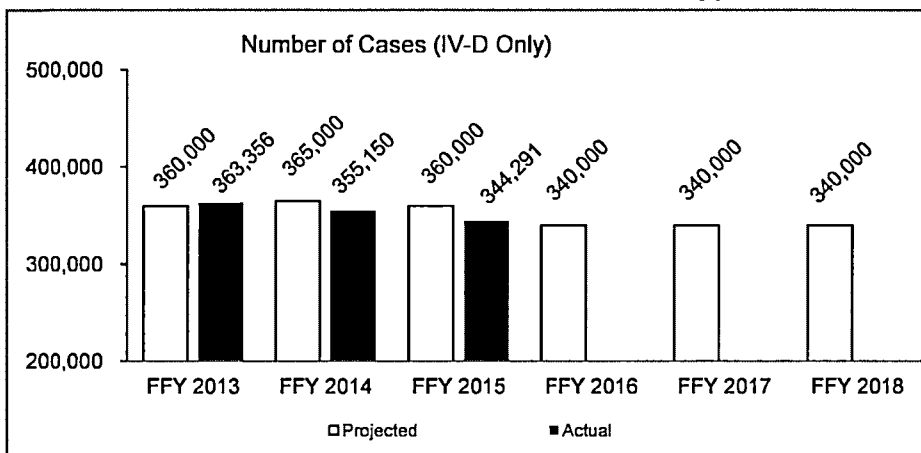
**Department: Social Services**  
**Division: Family Support Division**  
**DI Name: CSEC GR Pick Up**

**DI# 1886029**

**Budget Unit 90065C, 90060C, 89020C**

**House Bill 11.065, 11.200, 11.205**

**6c. Provide the number of clients/individuals served, if applicable.**



**6d. Provide a customer satisfaction measure, if available.**

N/A

**7. STRATEGIES TO ACHIEVE THE PERFORMANCE MEASUREMENT TARGETS:**

N/A



**DECISION ITEM DETAIL**

Budget Unit	FY 2015	FY 2015	FY 2016	FY 2016	FY 2017	FY 2017	FY 2017	FY 2017
Decision Item	ACTUAL	ACTUAL	BUDGET	BUDGET	DEPT REQ	DEPT REQ	GOV REC	GOV REC
Budget Object Class	DOLLAR	FTE	DOLLAR	FTE	DOLLAR	FTE	DOLLAR	FTE
<b>FAMILY SUPPORT ADMINISTRATION</b>								
<b>CSEC GR pickup - 1886029</b>								
ADMIN OFFICE SUPPORT ASSISTANT	0	0.00	0	0.00	36,708	1.23	36,708	1.23
SR OFC SUPPORT ASST (KEYBRD)	0	0.00	0	0.00	29,191	1.09	29,191	1.09
TRAINING TECH II	0	0.00	0	0.00	83,221	1.93	83,221	1.93
TRAINING TECH III	0	0.00	0	0.00	32,423	0.68	32,423	0.68
MANAGEMENT ANALYSIS SPEC II	0	0.00	0	0.00	36,667	0.82	36,667	0.82
CASE ANALYST	0	0.00	0	0.00	24,521	0.58	24,521	0.58
PROGRAM DEVELOPMENT SPEC	0	0.00	0	0.00	154,397	3.62	154,397	3.62
CORRESPONDENCE & INFO SPEC I	0	0.00	0	0.00	84,151	2.40	84,151	2.40
SOCIAL SERVICES MGR, BAND 1	0	0.00	0	0.00	145,952	3.01	145,952	3.01
SOCIAL SERVICES MNGR, BAND 2	0	0.00	0	0.00	60,829	0.96	60,829	0.96
SPECIAL ASST PROFESSIONAL	0	0.00	0	0.00	34,589	0.53	34,589	0.53
<b>TOTAL - PS</b>	<b>0</b>	<b>0.00</b>	<b>0</b>	<b>0.00</b>	<b>722,649</b>	<b>16.85</b>	<b>722,649</b>	<b>16.85</b>
<b>GRAND TOTAL</b>	<b>\$0</b>	<b>0.00</b>	<b>\$0</b>	<b>0.00</b>	<b>\$722,649</b>	<b>16.85</b>	<b>\$722,649</b>	<b>16.85</b>
GENERAL REVENUE	\$0	0.00	\$0	0.00	\$722,649	16.85	\$722,649	16.85
FEDERAL FUNDS	\$0	0.00	\$0	0.00	\$0	0.00	\$0	0.00
OTHER FUNDS	\$0	0.00	\$0	0.00	\$0	0.00	\$0	0.00

**DECISION ITEM DETAIL**

Budget Unit	FY 2015	FY 2015	FY 2016	FY 2016	FY 2017	FY 2017	FY 2017	FY 2017
Decision Item	ACTUAL	ACTUAL	BUDGET	BUDGET	DEPT REQ	DEPT REQ	GOV REC	GOV REC
Budget Object Class	DOLLAR	FTE	DOLLAR	FTE	DOLLAR	FTE	DOLLAR	FTE
<b>CHILD SUPPORT FIELD STAFF/OPS</b>								
<b>CSEC GR pickup - 1886029</b>								
OFFICE SUPPORT ASST (KEYBRD)	0	0.00	0	0.00	382,224	16.26	382,224	16.26
CHILD SUPPORT SPECIALIST	0	0.00	0	0.00	2,045,677	65.65	2,045,677	65.65
CHILD SUPPORT ENFORCEMENT SPV	0	0.00	0	0.00	472,672	12.67	472,672	12.67
SOCIAL SERVICES MGR, BAND 1	0	0.00	0	0.00	134,555	3.10	134,555	3.10
<b>TOTAL - PS</b>	<b>0</b>	<b>0.00</b>	<b>0</b>	<b>0.00</b>	<b>3,035,128</b>	<b>97.68</b>	<b>3,035,128</b>	<b>97.68</b>
PROFESSIONAL SERVICES	0	0.00	0	0.00	1,674,886	0.00	1,059,886	0.00
<b>TOTAL - EE</b>	<b>0</b>	<b>0.00</b>	<b>0</b>	<b>0.00</b>	<b>1,674,886</b>	<b>0.00</b>	<b>1,059,886</b>	<b>0.00</b>
<b>GRAND TOTAL</b>	<b>\$0</b>	<b>0.00</b>	<b>\$0</b>	<b>0.00</b>	<b>\$4,710,014</b>	<b>97.68</b>	<b>\$4,095,014</b>	<b>97.68</b>
<b>GENERAL REVENUE</b>	<b>\$0</b>	<b>0.00</b>	<b>\$0</b>	<b>0.00</b>	<b>\$4,710,014</b>	<b>97.68</b>	<b>\$4,095,014</b>	<b>97.68</b>
<b>FEDERAL FUNDS</b>	<b>\$0</b>	<b>0.00</b>	<b>\$0</b>	<b>0.00</b>	<b>\$0</b>	<b>0.00</b>	<b>\$0</b>	<b>0.00</b>
<b>OTHER FUNDS</b>	<b>\$0</b>	<b>0.00</b>	<b>\$0</b>	<b>0.00</b>	<b>\$0</b>	<b>0.00</b>	<b>\$0</b>	<b>0.00</b>

**DECISION ITEM DETAIL**

Budget Unit	FY 2015	FY 2015	FY 2016	FY 2016	FY 2017	FY 2017	FY 2017	FY 2017
Decision Item	ACTUAL	ACTUAL	BUDGET	BUDGET	DEPT REQ	DEPT REQ	GOV REC	GOV REC
Budget Object Class	DOLLAR	FTE	DOLLAR	FTE	DOLLAR	FTE	DOLLAR	FTE
<b>CSE REIMBURSEMENT TO COUNTIES</b>								
<b>CSEC GR pickup - 1886029</b>								
PROGRAM DISTRIBUTIONS	0	0.00	0	0.00	400,212	0.00	400,212	0.00
TOTAL - PD	0	0.00	0	0.00	400,212	0.00	400,212	0.00
<b>GRAND TOTAL</b>	<b>\$0</b>	<b>0.00</b>	<b>\$0</b>	<b>0.00</b>	<b>\$400,212</b>	<b>0.00</b>	<b>\$400,212</b>	<b>0.00</b>
GENERAL REVENUE	\$0	0.00	\$0	0.00	\$400,212	0.00	\$400,212	0.00
FEDERAL FUNDS	\$0	0.00	\$0	0.00	\$0	0.00	\$0	0.00
OTHER FUNDS	\$0	0.00	\$0	0.00	\$0	0.00	\$0	0.00



**DECISION ITEM SUMMARY**

Budget Unit									
Decision Item	FY 2015	FY 2015	FY 2016	FY 2016	FY 2017	FY 2017	FY 2017	FY 2017	FY 2017
Budget Object Summary	ACTUAL	ACTUAL	BUDGET	BUDGET	DEPT REQ	DEPT REQ	GOV REC	GOV REC	GOV REC
Fund	DOLLAR	FTE	DOLLAR	FTE	DOLLAR	FTE	DOLLAR	FTE	FTE
<b>FAMILY SUPPORT ADMINISTRATION</b>									
<b>CORE</b>									
PERSONAL SERVICES									
GENERAL REVENUE	635,507	14.06	626,493	12.63	626,493	12.63	626,493	12.63	12.63
TEMP ASSIST NEEDY FAM FEDERAL	629,198	15.77	635,108	22.16	635,108	22.16	635,108	22.16	22.16
DEPT OF SOC SERV FEDERAL & OTH	4,597,945	114.13	4,616,715	104.09	4,616,715	104.09	4,616,715	104.09	104.09
CHILD SUPPORT ENFORCEMENT FUND	1,287,136	32.37	1,287,312	29.58	564,663	12.73	564,663	12.73	12.73
TOTAL - PS	7,149,786	176.33	7,165,628	168.46	6,442,979	151.61	6,442,979	151.61	151.61
EXPENSE & EQUIPMENT									
GENERAL REVENUE	8,676	0.00	8,407	0.00	8,407	0.00	8,407	0.00	0.00
TEMP ASSIST NEEDY FAM FEDERAL	1,906,059	0.00	1,886,876	0.00	1,886,876	0.00	1,886,876	0.00	0.00
DEPT OF SOC SERV FEDERAL & OTH	6,601,338	0.00	8,599,181	0.00	8,599,181	0.00	8,599,181	0.00	0.00
TOTAL - EE	8,516,073	0.00	10,494,464	0.00	10,494,464	0.00	10,494,464	0.00	0.00
PROGRAM-SPECIFIC									
TEMP ASSIST NEEDY FAM FEDERAL	25	0.00	19,208	0.00	19,208	0.00	19,208	0.00	0.00
DEPT OF SOC SERV FEDERAL & OTH	242,050	0.00	375,594	0.00	375,594	0.00	375,594	0.00	0.00
TOTAL - PD	242,075	0.00	394,802	0.00	394,802	0.00	394,802	0.00	0.00
<b>TOTAL</b>	<b>15,907,934</b>	<b>176.33</b>	<b>18,054,894</b>	<b>168.46</b>	<b>17,332,245</b>	<b>151.61</b>	<b>17,332,245</b>	<b>151.61</b>	<b>151.61</b>
<b>Pay Plan - 0000012</b>									
PERSONAL SERVICES									
GENERAL REVENUE	0	0.00	0	0.00	0	0.00	38,277	0.00	0.00
TEMP ASSIST NEEDY FAM FEDERAL	0	0.00	0	0.00	0	0.00	12,704	0.00	0.00
DEPT OF SOC SERV FEDERAL & OTH	0	0.00	0	0.00	0	0.00	92,336	0.00	0.00
TOTAL - PS	0	0.00	0	0.00	0	0.00	143,317	0.00	0.00
<b>TOTAL</b>	<b>0</b>	<b>0.00</b>	<b>0</b>	<b>0.00</b>	<b>0</b>	<b>0.00</b>	<b>143,317</b>	<b>0.00</b>	<b>0.00</b>
<b>CSEC GR pickup - 1886029</b>									
PERSONAL SERVICES									

**DECISION ITEM SUMMARY**

Budget Unit	FY 2015	FY 2015	FY 2016	FY 2016	FY 2017	FY 2017	FY 2017	FY 2017
Decision Item	ACTUAL	ACTUAL	BUDGET	BUDGET	DEPT REQ	DEPT REQ	GOV REC	GOV REC
Budget Object Summary	DOLLAR	FTE	DOLLAR	FTE	DOLLAR	FTE	DOLLAR	FTE
Fund								
<b>FAMILY SUPPORT ADMINISTRATION</b>								
<b>CSEC GR pickup - 1886029</b>								
PERSONAL SERVICES								
GENERAL REVENUE	0	0.00	0	0.00	722,649	16.85	722,649	16.85
TOTAL - PS	0	0.00	0	0.00	722,649	16.85	722,649	16.85
<b>TOTAL</b>	<b>0</b>	<b>0.00</b>	<b>0</b>	<b>0.00</b>	<b>722,649</b>	<b>16.85</b>	<b>722,649</b>	<b>16.85</b>
<b>GRAND TOTAL</b>	<b>\$15,907,934</b>	<b>176.33</b>	<b>\$18,054,894</b>	<b>168.46</b>	<b>\$18,054,894</b>	<b>168.46</b>	<b>\$18,198,211</b>	<b>168.46</b>

**CORE DECISION ITEM**

**Department: Social Services**  
**Division: Family Support**  
**Core: Family Support Administration**

**Budget Unit: 90065C**

**HB Section: 11.065**

**1. CORE FINANCIAL SUMMARY**

	FY 2017 Budget Request			
	GR	Federal	Other	Total
PS	626,493	5,251,823	564,663	6,442,979
EE	8,407	10,486,057		10,494,464
PSD		394,802		394,802
TRF				
<b>Total</b>	<b>634,900</b>	<b>16,132,682</b>	<b>564,663</b>	<b>17,332,245</b>

**Communicat                      12.63                      126.25                      12.73                      151.61**

<b>Est. Fringe</b>	<b>298,620</b>	<b>2,708,913</b>	<b>282,737</b>	<b>3,290,270</b>
--------------------	----------------	------------------	----------------	------------------

*Note: Fringes budgeted in House Bill 5 except for certain fringes budgeted directly to MoDOT, Highway Patrol, and Conservation.*

Other Funds: Child Support Enforcement Collections Fund (0169)

	FY 2017 Governor's Recommendation			
	GR	Federal	Other	Total
PS	626,493	5,251,823	564,663	6,442,979
EE	8,407	10,486,057		10,494,464
PSD		394,802		394,802
TRF				
<b>Total</b>	<b>634,900</b>	<b>16,132,682</b>	<b>564,663</b>	<b>17,332,245</b>

**FTE                                      12.63                                      126.25                                      12.73                                      151.61**

<b>Est. Fringe</b>	<b>298,620</b>	<b>2,708,913</b>	<b>282,737</b>	<b>3,290,270</b>
--------------------	----------------	------------------	----------------	------------------

*Note: Fringes budgeted in House Bill 5 except for certain fringes budgeted directly to MoDOT, Highway Patrol, and Conservation.*

Other Funds: Child Support Enforcement Collections Fund (0169)

**2. CORE DESCRIPTION**

The Family Support Administration appropriation provides funding for the salaries, and associated expense and equipment for the Central Office management and support staff. Funding from this appropriation is also used to support the expense and equipment costs of field offices. Administrative staff provide oversight, direction and general customer support for the Family Support Division's income maintenance, child support and services to the blind programs.

**3. PROGRAM LISTING (list programs included in this core funding)**

Family Support Administration

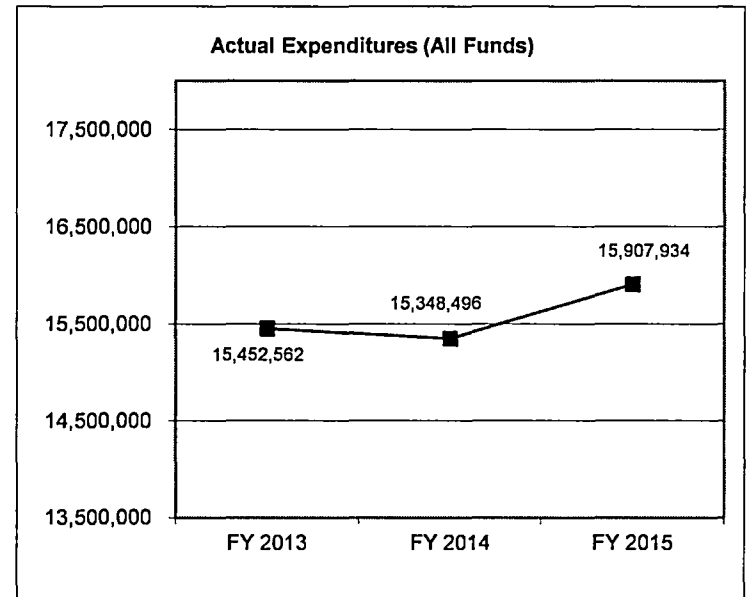
**CORE DECISION ITEM**

**Department: Social Services**  
**Division: Family Support**  
**Core: Family Support Administration**

**Budget Unit: 90065C**  
**HB Section: 11.065**

**4. FINANCIAL HISTORY**

	<b>FY 2013 Actual</b>	<b>FY 2014 Actual</b>	<b>FY 2015 Actual</b>	<b>FY 2016 Current Yr.</b>
Appropriation (All Funds)	21,131,710	21,325,165	21,137,084	18,054,894
Less Reverted (All Funds)	(19,954)	(19,748)	(19,933)	N/A
Less Restricted (All Funds)	0	0	0	N/A
Communications, Compliance and	21,111,756	21,305,417	21,117,151	N/A
<b>Actual Expenditures (All Funds)</b>	<b>15,452,562</b>	<b>15,348,496</b>	<b>15,907,934</b>	<b>N/A</b>
Unexpended (All Funds)	5,659,194	5,956,921	5,209,217	N/A
<b>Unexpended, by Fund:</b>				
General Revenue	68	2	309	N/A
Federal	5,358,066	5,518,517	5,208,732	N/A
Other	301,060	438,402	176	N/A
	<b>(1)</b>	<b>(2)</b>	<b>(3)</b>	<b>(4)</b>



Reverted includes the statutory three- percent reserve (when applicable).  
 Restricted includes any Governor's Expenditure Restriction (when applicable).

**NOTES:**

**(1)** In FY2013, there was a core reduction of 1 FTE, \$38,700 in PS and \$1,677 E&E. Federal fund reserve of \$5.3 million for authority in excess of cash.

**(2)** In FY2014, there was a core transfer from Energy Assistance of \$283,516 and 6.5 FTE. There was a core reduction of 3 FTE's and \$39,009 E&E travel. Federal fund reserve of \$5.3 million for authority in excess of cash and \$433,977 excess CSEC fund empty authority.

**(3)** In FY2015, there was an FTE reduction of 1.99 FTE and a core reduction of \$231,769 excess CSEC fund empty authority. There was also an agency reserve of \$4.9 million federal funds.

**(4)** In FY2016, there was a core reduction of \$3,000,000 FF for empty authority, a reduction of \$30,190 FF for the Office of Community Engagement, a reduction of \$50,774 FF for statewide dues, and a GR reduction of \$39,989 PS and \$537 E&E.



**CORE RECONCILIATION DETAIL**

**DEPARTMENT OF SOCIAL SERVICES  
FAMILY SUPPORT ADMINISTRATION**

**5. CORE RECONCILIATION DETAIL**

		Budget Class	FTE	GR	Federal	Other	Total	Explanation
<b>TAFP AFTER VETOES</b>								
		PS	168.46	626,493	5,251,823	1,287,312	7,165,628	
		EE	0.00	8,407	10,486,057	0	10,494,464	
		PD	0.00	0	394,802	0	394,802	
		<b>Total</b>	<b>168.46</b>	<b>634,900</b>	<b>16,132,682</b>	<b>1,287,312</b>	<b>18,054,894</b>	
<b>DEPARTMENT CORE ADJUSTMENTS</b>								
Core Reduction	542 6275	PS	(16.85)	0	0	(722,649)	(722,649)	Core reduction of CSEC with corresponding GR pickup NDI.
Core Reallocation	117 6273	PS	0.00	0	0	0	(0)	
Core Reallocation	117 6275	PS	0.00	0	0	0	(0)	
Core Reallocation	117 6271	PS	0.00	0	0	0	(0)	
Core Reallocation	117 6269	PS	(0.00)	0	0	0	(0)	
	<b>NET DEPARTMENT CHANGES</b>		<b>(16.85)</b>	<b>0</b>	<b>0</b>	<b>(722,649)</b>	<b>(722,649)</b>	
<b>DEPARTMENT CORE REQUEST</b>								
		PS	151.61	626,493	5,251,823	564,663	6,442,979	
		EE	0.00	8,407	10,486,057	0	10,494,464	
		PD	0.00	0	394,802	0	394,802	
		<b>Total</b>	<b>151.61</b>	<b>634,900</b>	<b>16,132,682</b>	<b>564,663</b>	<b>17,332,245</b>	
<b>GOVERNOR'S RECOMMENDED CORE</b>								
		PS	151.61	626,493	5,251,823	564,663	6,442,979	
		EE	0.00	8,407	10,486,057	0	10,494,464	
		PD	0.00	0	394,802	0	394,802	
		<b>Total</b>	<b>151.61</b>	<b>634,900</b>	<b>16,132,682</b>	<b>564,663</b>	<b>17,332,245</b>	

**DECISION ITEM DETAIL**

Budget Unit	FY 2015	FY 2015	FY 2016	FY 2016	FY 2017	FY 2017	FY 2017	FY 2017
Decision Item	ACTUAL	ACTUAL	BUDGET	BUDGET	DEPT REQ	DEPT REQ	GOV REC	GOV REC
Budget Object Class	DOLLAR	FTE	DOLLAR	FTE	DOLLAR	FTE	DOLLAR	FTE
<b>FAMILY SUPPORT ADMINISTRATION</b>								
<b>CORE</b>								
ADMIN OFFICE SUPPORT ASSISTANT	226,167	7.71	270,507	8.50	233,799	7.27	233,799	7.27
OFFICE SUPPORT ASST (STENO)	2,141	0.08	0	0.00	0	0.00	0	0.00
OFFICE SUPPORT ASST (KEYBRD)	97,899	3.84	67,770	3.00	74,604	2.99	74,604	2.99
SR OFC SUPPORT ASST (KEYBRD)	224,005	8.46	264,797	10.21	184,094	6.91	184,094	6.91
CLERICAL SERVICES SPV FS	348	0.01	0	0.00	0	0.00	0	0.00
PROCUREMENT OFCR I	18,118	0.49	40,956	1.00	37,549	1.00	37,549	1.00
PROCUREMENT OFCR II	19,414	0.40	48,533	1.00	42,733	1.00	42,733	1.00
OFFICE SERVICES COOR	46,257	1.12	82,345	2.00	82,345	2.00	82,345	2.00
ACCOUNT CLERK II	3,981	0.14	13,147	0.51	25,824	1.00	25,824	1.00
SENIOR AUDITOR	41,712	1.01	41,965	1.00	34,940	1.00	34,940	1.00
ACCOUNTANT III	0	0.00	252	0.00	0	0.00	0	0.00
BUDGET ANAL II	0	0.00	103	0.00	0	0.00	0	0.00
BUDGET ANAL III	17,698	0.40	47,662	1.00	45,155	1.00	45,155	1.00
PERSONNEL OFCR II	6,451	0.11	52,023	0.91	0	0.00	0	0.00
HUMAN RELATIONS OFCR II	20,350	0.47	21,314	0.50	21,314	0.50	21,314	0.50
PERSONNEL ANAL II	143,797	3.41	143,695	3.40	143,695	3.40	143,695	3.40
PUBLIC INFORMATION ADMSTR	0	0.00	0	0.00	52,091	1.00	52,091	1.00
STAFF TRAINING & DEV COOR	58,445	0.97	55,357	1.00	61,331	1.00	61,331	1.00
TRAINING TECH I	32,073	0.91	0	0.00	36,204	1.00	36,204	1.00
TRAINING TECH II	315,448	7.19	539,541	13.00	456,320	11.07	456,320	11.07
TRAINING TECH III	98,720	2.05	98,351	2.00	204,481	4.32	204,481	4.32
EXECUTIVE I	58,202	1.71	117,034	3.51	162,381	4.99	162,381	4.99
EXECUTIVE II	41,679	1.18	40,059	1.00	72,409	2.00	72,409	2.00
MANAGEMENT ANALYSIS SPEC I	14,111	0.38	19,465	0.51	38,927	1.00	38,927	1.00
MANAGEMENT ANALYSIS SPEC II	242,522	5.46	335,597	7.46	231,246	5.18	231,246	5.18
PERSONNEL CLERK	65,457	2.00	63,974	2.01	65,808	2.00	65,808	2.00
TELECOMMUN ANAL II	10,572	0.25	21,314	0.50	42,708	1.00	42,708	1.00
ADMINISTRATIVE ANAL I	16,653	0.56	0	0.00	0	0.00	0	0.00
REHAB TEACHER FOR THE BLIND	760	0.02	0	0.00	0	0.00	0	0.00
CASE ANALYST	613,747	18.52	168,018	5.01	143,497	4.43	143,497	4.43
CASE ANALYST SPV	0	0.00	399	0.00	0	0.00	0	0.00
FAMILY SUPPORT ELIGIBILITY SPC	594,001	19.35	1	0.00	0	0.00	0	0.00

DECISION ITEM DETAIL

Budget Unit	FY 2015	FY 2015	FY 2016	FY 2016	FY 2017	FY 2017	FY 2017	FY 2017
Decision Item	ACTUAL	ACTUAL	BUDGET	BUDGET	DEPT REQ	DEPT REQ	GOV REC	GOV REC
Budget Object Class	DOLLAR	FTE	DOLLAR	FTE	DOLLAR	FTE	DOLLAR	FTE
<b>FAMILY SUPPORT ADMINISTRATION</b>								
<b>CORE</b>								
FAMILY SUPPORT ELIGIBILITY SPV	84,200	2.35	0	0.00	0	0.00	0	0.00
FAMILY SUPPORT ELIGBLTY PRG MG	11,778	0.27	0	0.00	0	0.00	0	0.00
PROGRAM DEVELOPMENT SPEC	1,294,096	30.76	1,484,788	35.50	885,465	24.05	885,465	24.05
CHILD SUPPORT SPECIALIST	9,667	0.34	6	0.00	0	0.00	0	0.00
CHILD SUPPORT ENFORCEMENT SPV	0	0.00	1	0.00	0	0.00	0	0.00
CORRESPONDENCE & INFO SPEC I	597,722	17.35	673,548	19.50	530,706	15.09	530,706	15.09
CORRESPONDENCE & INFO SPEC II	78,583	2.00	76,640	2.00	38,927	1.00	38,927	1.00
MEDICAID SPEC	122	0.00	0	0.00	0	0.00	0	0.00
FISCAL & ADMINISTRATIVE MGR B1	42,017	0.87	70,255	1.51	49,440	1.00	49,440	1.00
FISCAL & ADMINISTRATIVE MGR B2	96,104	1.39	197,294	3.00	135,924	2.00	135,924	2.00
HUMAN RESOURCES MGR B1	135,917	2.66	94,993	2.01	109,175	1.93	109,175	1.93
HUMAN RESOURCES MGR B2	70,826	1.00	71,115	1.00	71,208	1.00	71,208	1.00
SOCIAL SERVICES MGR, BAND 1	690,851	13.99	763,468	16.00	915,911	18.92	915,911	18.92
SOCIAL SERVICES MNGR, BAND 2	264,667	4.13	376,382	6.00	383,628	6.04	383,628	6.04
DIVISION DIRECTOR	98,253	1.00	98,691	1.00	104,838	1.00	104,838	1.00
DEPUTY DIVISION DIRECTOR	84,917	1.02	166,658	2.00	166,848	2.00	166,848	2.00
DESIGNATED PRINCIPAL ASST DIV	58,755	0.70	83,907	1.00	83,424	1.00	83,424	1.00
LEGAL COUNSEL	11,315	0.12	0	0.00	0	0.00	0	0.00
STUDENT INTERN	908	0.03	0	0.00	3,046	0.10	3,046	0.10
MISCELLANEOUS TECHNICAL	1,652	0.04	0	0.00	1,830	0.04	1,830	0.04
MISCELLANEOUS PROFESSIONAL	179,474	2.42	115,122	2.94	115,122	2.94	115,122	2.94
SPECIAL ASST OFFICIAL & ADMSTR	18,826	0.22	0	0.00	50,040	1.00	50,040	1.00
SPECIAL ASST PROFESSIONAL	195,070	3.17	254,638	3.97	220,049	3.44	220,049	3.44
SPECIAL ASST OFFICE & CLERICAL	93,338	2.30	83,943	2.00	83,943	2.00	83,943	2.00
<b>TOTAL - PS</b>	<b>7,149,786</b>	<b>176.33</b>	<b>7,165,628</b>	<b>168.46</b>	<b>6,442,979</b>	<b>151.61</b>	<b>6,442,979</b>	<b>151.61</b>
TRAVEL, IN-STATE	196,021	0.00	162,958	0.00	162,958	0.00	162,958	0.00
TRAVEL, OUT-OF-STATE	16,380	0.00	9,846	0.00	9,846	0.00	9,846	0.00
SUPPLIES	3,917,660	0.00	4,638,066	0.00	5,343,085	0.00	5,343,085	0.00
PROFESSIONAL DEVELOPMENT	66,467	0.00	30,315	0.00	66,472	0.00	66,472	0.00
COMMUNICATION SERV & SUPP	514,361	0.00	1,472,679	0.00	514,361	0.00	514,361	0.00
PROFESSIONAL SERVICES	2,911,468	0.00	3,905,658	0.00	3,905,655	0.00	3,905,655	0.00
HOUSEKEEPING & JANITORIAL SERV	916	0.00	58	0.00	58	0.00	58	0.00

**DECISION ITEM DETAIL**

Budget Unit	FY 2015	FY 2015	FY 2016	FY 2016	FY 2017	FY 2017	FY 2017	FY 2017
Decision Item	ACTUAL	ACTUAL	BUDGET	BUDGET	DEPT REQ	DEPT REQ	GOV REC	GOV REC
Budget Object Class	DOLLAR	FTE	DOLLAR	FTE	DOLLAR	FTE	DOLLAR	FTE
<b>FAMILY SUPPORT ADMINISTRATION</b>								
<b>CORE</b>								
M&R SERVICES	28,357	0.00	35,818	0.00	28,357	0.00	28,357	0.00
COMPUTER EQUIPMENT	499,807	0.00	0	0.00	0	0.00	0	0.00
MOTORIZED EQUIPMENT	0	0.00	34,710	0.00	34,710	0.00	34,710	0.00
OFFICE EQUIPMENT	33,803	0.00	84,274	0.00	84,274	0.00	84,274	0.00
OTHER EQUIPMENT	160,489	0.00	59,875	0.00	160,494	0.00	160,494	0.00
PROPERTY & IMPROVEMENTS	1,015	0.00	14,854	0.00	14,854	0.00	14,854	0.00
BUILDING LEASE PAYMENTS	4,443	0.00	43,355	0.00	4,449	0.00	4,449	0.00
EQUIPMENT RENTALS & LEASES	1,860	0.00	843	0.00	1,860	0.00	1,860	0.00
MISCELLANEOUS EXPENSES	163,026	0.00	1,155	0.00	163,031	0.00	163,031	0.00
<b>TOTAL - EE</b>	<b>8,516,073</b>	<b>0.00</b>	<b>10,494,464</b>	<b>0.00</b>	<b>10,494,464</b>	<b>0.00</b>	<b>10,494,464</b>	<b>0.00</b>
PROGRAM DISTRIBUTIONS	242,075	0.00	394,802	0.00	394,802	0.00	394,802	0.00
<b>TOTAL - PD</b>	<b>242,075</b>	<b>0.00</b>	<b>394,802</b>	<b>0.00</b>	<b>394,802</b>	<b>0.00</b>	<b>394,802</b>	<b>0.00</b>
<b>GRAND TOTAL</b>	<b>\$15,907,934</b>	<b>176.33</b>	<b>\$18,054,894</b>	<b>168.46</b>	<b>\$17,332,245</b>	<b>151.61</b>	<b>\$17,332,245</b>	<b>151.61</b>
GENERAL REVENUE	\$644,183	14.06	\$634,900	12.63	\$634,900	12.63	\$634,900	12.63
FEDERAL FUNDS	\$13,976,615	129.90	\$16,132,682	126.25	\$16,132,682	126.25	\$16,132,682	126.25
OTHER FUNDS	\$1,287,136	32.37	\$1,287,312	29.58	\$564,663	12.73	\$564,663	12.73

## PROGRAM DESCRIPTION

**Department: Social Services**

**HB Section: 11.065**

**Program Name: Family Support Administration**

**Program is found in the following core budget(s): Family Support Administration**

### **1. What does this program do?**

The Family Support Administration program provides funding for the salaries, and associated expense and equipment for the Central Office management and support staff. Administrative staff provide oversight, direction and general customer support for the Family Support Division's statewide income maintenance, child support and services to the blind programs. The Office of the Director/Human Resources, Communications and Compliance, Customer Relations, Risk Analysis, Program and Policy, and Field Operations are all units in this area. Funding from this appropriation is used to support the implementation of new technologies, such as document imaging, and the expense and equipment costs of field offices.

The Family Support Division (FSD) is charged with administering a variety of programs, including the following: Child Support, Temporary Assistance, Food Stamps, Food Distribution, Food Nutrition & Employment Training, Emergency Solutions Grant Program, Community Services Block Grant (CSBG), Energy Assistance, Refugee Assistance, Services for the Visually Impaired, MO HealthNet Eligibility, SCHIP Eligibility, Adult Supplementation, Supplemental Nursing Care, Supplemental Aid to the Blind and Blind Pension.

#### **Office of the Director:**

The Office of the Director is responsible for coordinating the writing, publishing and distribution of state regulations, reviewing and implementing legislation, developing and monitoring FSD's management strategies, coordinating fiscal functions with the Division of Finance and Administrative Services (DFAS), and working with staff and stakeholders to improve service delivery to customers. In addition, this office evaluates statistical data for FSD programs and responds to inquiries from federal and state agencies as well as elected/appointed officials. FSD Human Resources (HR) and the Risk Analysis Unit is also administered under the Office of the Director. HR is responsible for processing all Personnel Transaction Records (PTR's) for the Division's approximately 3,100 employees and administers, develops and distributes personnel policy and advises all managers on personnel actions. The Risk Analysis Unit collects and evaluates statistical data for FSD programs, ensures that program performance measures are within defined federal minimum requirements, researches, develops, and monitors program tracking reports, and develops interactive reports for decision makers.

#### **Communications, Compliance and Customer Relations:**

This unit is responsible for FSD's communication efforts, customer relations, and compliance and quality control functions. Communication includes identifying and developing collaborative community partnerships, and continual efforts to improve division-wide communication with staff and customers. Communication is improved through the use of plain, simple language and the ongoing redesign of FSD's webpages with new online technologies. Compliance combines quality control, corrective action plans, management evaluation, program integrity, and currency review efforts. Customer Relations responds to program concerns of constituents, recipients, providers and other interested parties.

## PROGRAM DESCRIPTION

**Department: Social Services**

**HB Section: 11.065**

**Program Name: Family Support Administration**

**Program is found in the following core budget(s): Family Support Administration**

### **Income Maintenance (IM) Unit:**

The IM Unit is responsible for IM Program and Policy and IM Field Operations.

The Income Maintenance Program and Policy Unit is responsible for the development and dissemination of program policy in compliance with all applicable federal and state statutes, rules and regulations. They work closely with the IM field staff to ensure program compliance and consistent interpretation of policy guidance. Program and Policy staff provide on-going technical assistance to IM field staff, partners with stakeholders, community organizations and other state agencies to enable improved customer access and understanding of FSD programs and services. Program and Policy unit staff also work closely with federal agency partners to ensure programmatic compliance, including state plan development and amendments for all IM programs. Staff must also stay up to date on pertinent federal and state reports, pending federal and state legislation, program best practices, and business rules for development of new tools and systems, such as the Missouri Eligibility and Enrollment System (MEDES), Enterprise Content Management (ECM), Web Applications and the Missouri Pre-Eligibility Tool (MO PET). This unit also handles contract oversight and compliance and responds to fiscal notes.

IM Field Operations is responsible for management and oversight of the IM field offices statewide. These staff oversee IM County Managers for Income Maintenance programs. IM Field Operations directly interacts with field staff and provides support and direction. Please refer to the IM Field Staff and Operations Program Description for further explanation.

### **Child Support (CS) Unit:**

The CS unit is responsible for CS Program and Policy and CS Field Operations.

Program and Policy responsibilities include the policy direction of the Child Support program operating on a statewide basis. Other functions include automated system development and maintenance, and numerous legislative, legal, contracted, and federal liaison functions. FSD child support outreach initiatives include presentations, specialized case management, mentoring and a pilot project with the Department of Corrections aimed at decreasing recidivism due to child support issues. Program and Policy units include: Child Support Policy, Missouri Automated Child Support System (MACSS) and Financial Resolutions. Program and Policy also provides training for all CS Family Support staff. Please refer to the FSD Staff Training Program Description for a list and description of training provided.

CS Field Operations is responsible for management and oversight of the field offices statewide. These staff oversee Office Managers for Child Support and directly interact with field staff to provide support and direction. Please refer to the Child Support Field Staff and Operations Program Description for further explanation.

**2. What is the authorization for this program, i.e., federal or state statute, etc.? (Include the federal program number, if applicable.)**

State Statute: RSMo. 207.010, 207.020; 45 CFR Chapter 111.

**PROGRAM DESCRIPTION**

**Department: Social Services**  
**Program Name: Family Support Administration**  
**Program is found in the following core budget(s): Family Support Administration**

**HB Section: 11.065**

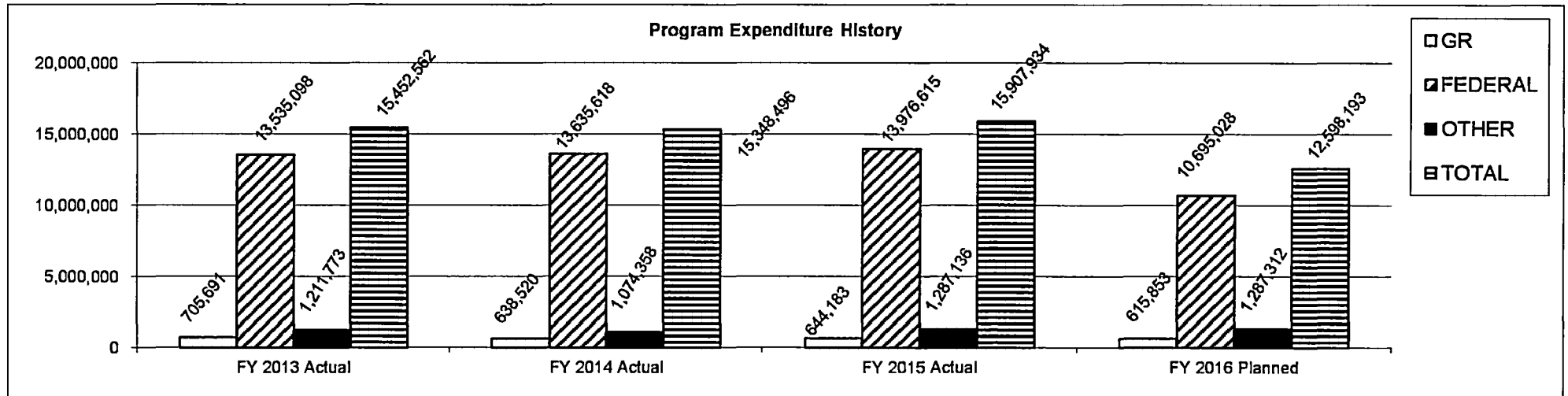
**3. Are there federal matching requirements? If yes, please explain.**

Family Support Administration federal fund reimbursement is based on the type of expenditure. Some expenditures are reimbursable at the Income Maintenance time study rate of around 52.51% federal (47.49% state match) or at the level as specified under federal law, such as Child Support IV-D (66% FF and 34% State) or Food Stamp Administration (50% FF and 50% state) if expenditures are allowable under the program. The time study rate is determined by polling a select number of Income Maintenance staff to determine the amount of time spent on particular programs. The time spent on each program and the earnings for these programs are used to determine a federal reimbursement rate. In addition, some administrative expenditures may be pooled with other department administrative expenditures to earn an indirect federal fund reimbursement rate or may be used as Maintenance of Effort (MOE) to earn the TANF block grant and Social Services Block Grant (SSBG).

**4. Is this a federally mandated program? If yes, please explain.**

Resources used to support federal mandated programs such as Food Stamps and MO HealthNet are considered federally mandated.

**5. Provide actual expenditures for the prior three fiscal years and planned expenditures for the current fiscal year.**



Planned FY 16 expenditures are net of reverted and reserve.

**PROGRAM DESCRIPTION**

**Department: Social Services**

**HB Section: 11.065**

**Program Name: Family Support Administration**

**Program is found in the following core budget(s): Family Support Administration**

**6. What are the sources of the "Other " funds?**

Child Support Enforcement Collections (0169).

**7a. Provide an effectiveness measure.**

Administrative functions promote the overall effectiveness of all programs.

**7b. Provide an efficiency measure.**

Administrative functions promote the overall efficiency of all programs.

**7c. Provide the number of clients/individuals served, if applicable.**

Please refer to the individual programs for number of clients/individuals served.

**7d. Provide a customer satisfaction measure, if available.**

N/A





**DECISION ITEM SUMMARY**

Budget Unit	FY 2015	FY 2015	FY 2016	FY 2016	FY 2017	FY 2017	FY 2017	FY 2017
Decision Item	ACTUAL	ACTUAL	BUDGET	BUDGET	DEPT REQ	DEPT REQ	GOV REC	GOV REC
Budget Object Summary	DOLLAR	FTE	DOLLAR	FTE	DOLLAR	FTE	DOLLAR	FTE
Fund								
<b>IM FIELD STAFF/OPS</b>								
<b>CORE</b>								
<b>PERSONAL SERVICES</b>								
GENERAL REVENUE	15,063,361	464.18	14,552,708	334.73	14,552,708	334.73	14,552,708	334.73
TEMP ASSIST NEEDY FAM FEDERAL	19,561,361	628.44	19,609,866	724.98	19,609,866	724.98	19,609,866	724.98
DEPT OF SOC SERV FEDERAL & OTH	32,020,329	1,032.47	32,095,067	969.54	32,095,067	969.54	32,095,067	969.54
HEALTH INITIATIVES	765,140	24.44	796,754	23.48	796,754	23.48	796,754	23.48
<b>TOTAL - PS</b>	<b>67,410,191</b>	<b>2,149.53</b>	<b>67,054,395</b>	<b>2,052.73</b>	<b>67,054,395</b>	<b>2,052.73</b>	<b>67,054,395</b>	<b>2,052.73</b>
<b>EXPENSE &amp; EQUIPMENT</b>								
GENERAL REVENUE	3,361,393	0.00	3,205,488	0.00	3,205,488	0.00	3,205,488	0.00
TEMP ASSIST NEEDY FAM FEDERAL	2,646,940	0.00	2,648,672	0.00	2,648,672	0.00	2,648,672	0.00
DEPT OF SOC SERV FEDERAL & OTH	8,037,026	0.00	8,045,588	0.00	8,045,588	0.00	8,045,588	0.00
HEALTH INITIATIVES	27,079	0.00	27,917	0.00	27,917	0.00	27,917	0.00
<b>TOTAL - EE</b>	<b>14,072,438</b>	<b>0.00</b>	<b>13,927,665</b>	<b>0.00</b>	<b>13,927,665</b>	<b>0.00</b>	<b>13,927,665</b>	<b>0.00</b>
<b>PROGRAM-SPECIFIC</b>								
GENERAL REVENUE	3,950	0.00	2,386	0.00	2,386	0.00	2,386	0.00
TEMP ASSIST NEEDY FAM FEDERAL	7,241	0.00	5,510	0.00	5,510	0.00	5,510	0.00
DEPT OF SOC SERV FEDERAL & OTH	13,602	0.00	5,043	0.00	5,043	0.00	5,043	0.00
<b>TOTAL - PD</b>	<b>24,793</b>	<b>0.00</b>	<b>12,939</b>	<b>0.00</b>	<b>12,939</b>	<b>0.00</b>	<b>12,939</b>	<b>0.00</b>
<b>TOTAL</b>	<b>81,507,422</b>	<b>2,149.53</b>	<b>80,994,999</b>	<b>2,052.73</b>	<b>80,994,999</b>	<b>2,052.73</b>	<b>80,994,999</b>	<b>2,052.73</b>
<b>Pay Plan - 0000012</b>								
<b>PERSONAL SERVICES</b>								
GENERAL REVENUE	0	0.00	0	0.00	0	0.00	291,055	0.00
TEMP ASSIST NEEDY FAM FEDERAL	0	0.00	0	0.00	0	0.00	392,198	0.00
DEPT OF SOC SERV FEDERAL & OTH	0	0.00	0	0.00	0	0.00	641,903	0.00
HEALTH INITIATIVES	0	0.00	0	0.00	0	0.00	15,934	0.00
<b>TOTAL - PS</b>	<b>0</b>	<b>0.00</b>	<b>0</b>	<b>0.00</b>	<b>0</b>	<b>0.00</b>	<b>1,341,090</b>	<b>0.00</b>
<b>TOTAL</b>	<b>0</b>	<b>0.00</b>	<b>0</b>	<b>0.00</b>	<b>0</b>	<b>0.00</b>	<b>1,341,090</b>	<b>0.00</b>
<b>GRAND TOTAL</b>	<b>\$81,507,422</b>	<b>2,149.53</b>	<b>\$80,994,999</b>	<b>2,052.73</b>	<b>\$80,994,999</b>	<b>2,052.73</b>	<b>\$82,336,089</b>	<b>2,052.73</b>

1/25/16 13:49

im\_disummary

**CORE DECISION ITEM**

**Department: Social Services**  
**Division: Family Support**  
**Core: Income Maintenance Field Staff and Operations**

**Budget Unit: 90070C**  
**HB Section: 11.070**

**1. CORE FINANCIAL SUMMARY**

	FY 2017 Budget Request			
	GR	Federal	Other	Total
PS	14,552,708	51,704,933	796,754	67,054,395
EE	3,205,488	10,694,260	27,917	13,927,665
PSD	2,386	10,553		12,939
TRF				
<b>Total</b>	<b>17,760,582</b>	<b>62,409,746</b>	<b>824,671</b>	<b>80,994,999</b>
<b>FTE</b>	<b>334.73</b>	<b>1,694.52</b>	<b>23.48</b>	<b>2,052.73</b>

	FY 2017 Governor's Recommendation			
	GR	Federal	Other	Total
PS	14,552,708	51,704,933	796,754	67,054,395
EE	3,205,488	10,694,260	27,917	13,927,665
PSD	2,386	10,553		12,939
TRF				
<b>Total</b>	<b>17,760,582</b>	<b>62,409,746</b>	<b>824,671</b>	<b>80,994,999</b>
<b>FTE</b>	<b>334.73</b>	<b>1,694.52</b>	<b>23.48</b>	<b>2,052.73</b>

<b>Est. Fringe</b>	7,353,895	31,226,884	454,633	39,035,412
--------------------	-----------	------------	---------	------------

*Note: Fringes budgeted in House Bill 5 except for certain fringes budgeted directly to MoDOT, Highway Patrol, and Conservation.*

<b>Est. Fringe</b>	7,353,895	31,226,884	454,633	39,035,412
--------------------	-----------	------------	---------	------------

*Note: Fringes budgeted in House Bill 5 except for certain fringes budgeted directly to MoDOT, Highway Patrol, and Conservation.*

Other Funds: Health Initiatives Fund (0275)

Other Funds: Health Initiatives Fund (0275)

**2. CORE DESCRIPTION**

This appropriation provides funding for personal services for direct line staff including Family Support Eligibility Specialists, Correspondence and Information Specialists, and support staff to operate the Income Maintenance (IM) programs in each county in the state of Missouri. Funding also provides for expenses and equipment, and communication and technology costs for all Income Maintenance (IM) support and direct-line staff based in each of the 114 counties and the City of St. Louis. This appropriation previously funded a contracted Call Center which effective January 1, 2016, was replaced with a merit-staff-based Call Center.

**3. PROGRAM LISTING (list programs included in this core funding)**

Income Maintenance Field Staff Operations

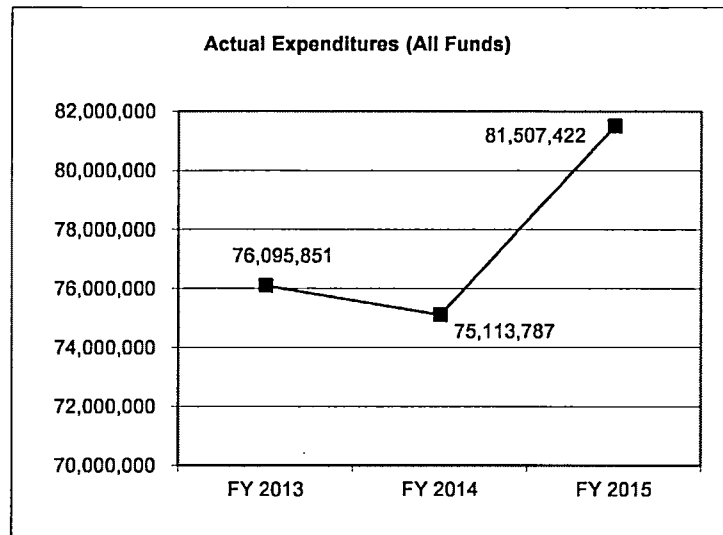
**CORE DECISION ITEM**

**Department: Social Services**  
**Division: Family Support**  
**Core: Income Maintenance Field Staff and Operations**

**Budget Unit: 90070C**  
**HB Section: 11.070**

**4. FINANCIAL HISTORY**

	FY 2013 Actual	FY 2014 Actual	FY 2015 Actual	FY 2016 Current Yr.
Appropriation (All Funds)	84,411,054	82,498,062	81,909,965	80,994,999
Less Reverted (All Funds)	(594,438)	(590,288)	(388,509)	N/A
Less Restricted (All Funds)	0	0	0	N/A
Budget Authority (All Funds)	83,816,616	81,907,774	81,521,456	N/A
Actual Expenditures (All Funds)	76,095,851	75,113,787	81,507,422	N/A
Unexpended (All Funds)	7,720,765	6,793,987	14,034	N/A
Unexpended, by Fund:				
General Revenue	347	0	1,917	N/A
Federal	7,095,067	6,143,935	6,528	N/A
Other	625,351	650,052	5,589	N/A
	(1)	(2)	(3)	(4)



Reverted includes the statutory three percent reserve (when applicable).  
 Restricted includes any Governor's Expenditure Restriction (when applicable).

**NOTES:**

- (1) In FY 2013, there was a core reduction of 81 FTE \$2,940,655 in PS and \$205,772 E&E. Funding in the amount of \$498,217 was granted to implement TANF drug testing. There was a federal reserve of \$7,017,745 for authority in excess of cash of \$601,842 excess CSEC fund empty authority.
- (2) In FY 2014, there were core reductions of TANF Drug Testing one time costs of \$161,920; \$3,000,000 PS excess federal authority; \$310,438 in PS and \$27,715 in E&E travel. There was also a transfer in of \$951,154 (\$216,863 GR, \$734,291 FF) for fringe savings and a reduction 60 FTE for FSD's Technology Reinvestment. Federal fund reserve of \$6.1 million for authority in excess of cash and \$596,635 excess CSEC fund empty authority. There was a pay plan increase CTC of \$63,722 (\$15,005 GR, \$47,740 FF, \$977 Other) and COLA of \$572,205 (\$95,794 GR, \$470,520 FF, \$5,891 Other).
- (3) In FY 2015, there was a core reduction of \$596,635 and 48.28 FTE due to excess CSEC fund empty authority. There was also a core reduction of 170 FTE and \$4.5m transferring \$3.6m to IM Field for FSD's Technology Reinvestment and \$872,577 to the Eligibility & Enrollment System. There was a pay plan CTC of \$572,205 (\$95,794 GR, \$470,520 FF, \$5,891 Other) and COLA of \$308,910 (\$69,918 GR, \$235,367 FF, \$3,625 Other).
- (4) In FY 2016, there was a vacancy reduction of 6 FTE and \$209,664 (\$46,128 GR, \$161,442 FF and \$2,094 CSEC). There was also a core reduction of \$56,797 for statewide dues and the office of community engagement. There was a further GR reduction of \$1,013,578 (\$808,821 PS and \$204,757 E&E/PSD).

**CORE RECONCILIATION DETAIL**

**DEPARTMENT OF SOCIAL SERVICES  
IM FIELD STAFF/OPS**

**5. CORE RECONCILIATION DETAIL**

	<b>Budget Class</b>	<b>FTE</b>	<b>GR</b>	<b>Federal</b>	<b>Other</b>	<b>Total</b>	<b>Explanation</b>
<b>TAFP AFTER VETOES</b>							
	PS	2,052.73	14,552,708	51,704,933	796,754	67,054,395	
	EE	0.00	3,205,488	10,694,260	27,917	13,927,665	
	PD	0.00	2,386	10,553	0	12,939	
	<b>Total</b>	<b>2,052.73</b>	<b>17,760,582</b>	<b>62,409,746</b>	<b>824,671</b>	<b>80,994,999</b>	
<b>DEPARTMENT CORE ADJUSTMENTS</b>							
Core Reallocation	936 6282 PS	(0.00)	0	0	0	(0)	
Core Reallocation	936 6285 PS	0.00	0	0	0	0	
Core Reallocation	936 6287 PS	0.00	0	0	0	(0)	
Core Reallocation	936 6280 PS	(0.00)	0	0	0	0	
	<b>NET DEPARTMENT CHANGES</b>	<b>0.00</b>	<b>0</b>	<b>0</b>	<b>0</b>	<b>0</b>	
<b>DEPARTMENT CORE REQUEST</b>							
	PS	2,052.73	14,552,708	51,704,933	796,754	67,054,395	
	EE	0.00	3,205,488	10,694,260	27,917	13,927,665	
	PD	0.00	2,386	10,553	0	12,939	
	<b>Total</b>	<b>2,052.73</b>	<b>17,760,582</b>	<b>62,409,746</b>	<b>824,671</b>	<b>80,994,999</b>	
<b>GOVERNOR'S RECOMMENDED CORE</b>							
	PS	2,052.73	14,552,708	51,704,933	796,754	67,054,395	
	EE	0.00	3,205,488	10,694,260	27,917	13,927,665	
	PD	0.00	2,386	10,553	0	12,939	
	<b>Total</b>	<b>2,052.73</b>	<b>17,760,582</b>	<b>62,409,746</b>	<b>824,671</b>	<b>80,994,999</b>	

**DECISION ITEM DETAIL**

Budget Unit	FY 2015	FY 2015	FY 2016	FY 2016	FY 2017	FY 2017	FY 2017	FY 2017
Decision Item	ACTUAL	ACTUAL	BUDGET	BUDGET	DEPT REQ	DEPT REQ	GOV REC	GOV REC
Budget Object Class	DOLLAR	FTE	DOLLAR	FTE	DOLLAR	FTE	DOLLAR	FTE
<b>IM FIELD STAFF/OPS</b>								
<b>CORE</b>								
OFFICE SUPPORT ASST (CLERICAL)	716	0.03	0	0.00	0	0.00	0	0.00
ADMIN OFFICE SUPPORT ASSISTANT	319,825	10.47	375,716	11.00	306,564	10.00	306,564	10.00
OFFICE SUPPORT ASST (STENO)	59,517	2.08	49,376	2.00	49,376	2.00	49,376	2.00
OFFICE SUPPORT ASST (KEYBRD)	3,936,035	164.24	4,716,620	193.23	3,699,999	148.00	3,699,999	148.00
SR OFC SUPPORT ASST (KEYBRD)	1,443,625	54.15	1,112,542	44.21	1,313,963	44.21	1,313,963	44.21
CLERICAL SERVICES SPV FS	32,742	1.01	32,824	1.00	32,824	1.00	32,824	1.00
ACCOUNT CLERK II	7,194	0.28	25,572	1.00	0	0.00	0	0.00
ACCOUNTANT I	12,244	0.41	0	0.00	24,259	0.83	24,259	0.83
TRAINING TECH II	38,483	0.97	86,687	1.96	86,687	1.96	86,687	1.96
EXECUTIVE I	0	0.00	665	0.00	23,470	0.83	23,470	0.83
EXECUTIVE II	0	0.00	385	0.00	0	0.00	0	0.00
MANAGEMENT ANALYSIS SPEC I	0	0.00	192	0.00	0	0.00	0	0.00
MANAGEMENT ANALYSIS SPEC II	0	0.00	240	0.00	0	0.00	0	0.00
ADMINISTRATIVE ANAL I	29,388	1.02	28,716	1.00	59,472	2.00	59,472	2.00
YOUTH SPECIALIST II	581	0.02	0	0.00	0	0.00	0	0.00
CASE ANALYST	425,203	12.96	855,112	25.00	968,445	25.00	968,445	25.00
FAMILY SUPPORT ELIGIBILITY SPC	44,813,111	1,467.93	48,775,131	1,477.78	44,478,756	1,432.99	44,478,756	1,432.99
FAMILY SUPPORT ELIGIBILITY SPV	6,522,751	180.98	5,543,334	165.06	5,543,334	165.06	5,543,334	165.06
FAMILY SUPPORT ELIGBLTY PRG MG	442,725	10.62	504,576	12.00	245,616	6.00	245,616	6.00
PROGRAM DEVELOPMENT SPEC	849,419	20.67	818,942	20.00	879,999	20.00	879,999	20.00
CORRESPONDENCE & INFO SPEC I	5,330,986	152.23	1,233,289	33.27	6,237,733	128.01	6,237,733	128.01
CORRESPONDENCE & INFO SPEC II	151,733	3.62	127,133	2.99	127,133	2.99	127,133	2.99
MOTOR VEHICLE DRIVER	14,614	0.57	12,598	0.50	12,598	0.50	12,598	0.50
HUMAN RESOURCES MGR B1	1,697	0.03	0	0.00	0	0.00	0	0.00
SOCIAL SERVICES MGR, BAND 1	2,518,519	56.69	2,297,840	52.83	2,491,001	52.83	2,491,001	52.83
SOCIAL SERVICES MNGR, BAND 2	215,173	3.46	242,439	3.91	310,739	5.00	310,739	5.00
DEPUTY DIVISION DIRECTOR	27,532	0.34	0	0.00	0	0.00	0	0.00
DESIGNATED PRINCIPAL ASST DIV	67,296	0.77	0	0.00	0	0.00	0	0.00
LEGAL COUNSEL	56,962	1.16	49,966	1.00	93,377	2.00	93,377	2.00
CLERK	17,600	0.83	401	0.02	401	0.02	401	0.02
CONSULTING PHYSICIAN	22,016	0.86	46,392	0.98	22,668	0.49	22,668	0.49
SPECIAL ASST OFFICIAL & ADMSTR	0	0.00	71,670	0.98	0	0.00	0	0.00

**DECISION ITEM DETAIL**

Budget Unit	FY 2015	FY 2015	FY 2016	FY 2016	FY 2017	FY 2017	FY 2017	FY 2017
Decision Item	ACTUAL	ACTUAL	BUDGET	BUDGET	DEPT REQ	DEPT REQ	GOV REC	GOV REC
Budget Object Class	DOLLAR	FTE	DOLLAR	FTE	DOLLAR	FTE	DOLLAR	FTE
<b>IM FIELD STAFF/OPS</b>								
<b>CORE</b>								
SPECIAL ASST PROFESSIONAL	49,204	1.05	45,981	1.01	45,981	1.01	45,981	1.01
SPECIAL ASST OFFICE & CLERICAL	3,300	0.08	0	0.00	0	0.00	0	0.00
SECURITY CARE AIDE	0	0.00	56	0.00	0	0.00	0	0.00
<b>TOTAL - PS</b>	<b>67,410,191</b>	<b>2,149.53</b>	<b>67,054,395</b>	<b>2,052.73</b>	<b>67,054,395</b>	<b>2,052.73</b>	<b>67,054,395</b>	<b>2,052.73</b>
TRAVEL, IN-STATE	293,401	0.00	191,054	0.00	191,054	0.00	191,054	0.00
TRAVEL, OUT-OF-STATE	0	0.00	263	0.00	0	0.00	0	0.00
FUEL & UTILITIES	2,276	0.00	1,062	0.00	2,276	0.00	2,276	0.00
SUPPLIES	1,303,518	0.00	1,801,099	0.00	2,175,772	0.00	2,175,772	0.00
PROFESSIONAL DEVELOPMENT	620	0.00	4,471	0.00	4,675	0.00	4,675	0.00
COMMUNICATION SERV & SUPP	2,876,774	0.00	2,525,893	0.00	2,876,774	0.00	2,876,774	0.00
PROFESSIONAL SERVICES	6,895,063	0.00	9,025,601	0.00	6,895,063	0.00	6,895,063	0.00
HOUSEKEEPING & JANITORIAL SERV	10,070	0.00	5,598	0.00	10,075	0.00	10,075	0.00
M&R SERVICES	299,198	0.00	96,275	0.00	299,203	0.00	299,203	0.00
COMPUTER EQUIPMENT	821,404	0.00	0	0.00	0	0.00	0	0.00
MOTORIZED EQUIPMENT	41,602	0.00	16,650	0.00	41,602	0.00	41,602	0.00
OFFICE EQUIPMENT	350,312	0.00	118,578	0.00	350,412	0.00	350,412	0.00
OTHER EQUIPMENT	973,142	0.00	25,155	0.00	973,152	0.00	973,152	0.00
PROPERTY & IMPROVEMENTS	2,481	0.00	8,218	0.00	2,486	0.00	2,486	0.00
BUILDING LEASE PAYMENTS	152,627	0.00	55,101	0.00	55,101	0.00	55,101	0.00
EQUIPMENT RENTALS & LEASES	27,343	0.00	29,319	0.00	27,393	0.00	27,393	0.00
MISCELLANEOUS EXPENSES	22,607	0.00	23,328	0.00	22,627	0.00	22,627	0.00
<b>TOTAL - EE</b>	<b>14,072,438</b>	<b>0.00</b>	<b>13,927,665</b>	<b>0.00</b>	<b>13,927,665</b>	<b>0.00</b>	<b>13,927,665</b>	<b>0.00</b>
PROGRAM DISTRIBUTIONS	167	0.00	1,894	0.00	1,894	0.00	1,894	0.00
DEBT SERVICE	24,626	0.00	11,045	0.00	11,045	0.00	11,045	0.00
<b>TOTAL - PD</b>	<b>24,793</b>	<b>0.00</b>	<b>12,939</b>	<b>0.00</b>	<b>12,939</b>	<b>0.00</b>	<b>12,939</b>	<b>0.00</b>
<b>GRAND TOTAL</b>	<b>\$81,507,422</b>	<b>2,149.53</b>	<b>\$80,994,999</b>	<b>2,052.73</b>	<b>\$80,994,999</b>	<b>2,052.73</b>	<b>\$80,994,999</b>	<b>2,052.73</b>
<b>GENERAL REVENUE</b>	<b>\$18,428,704</b>	<b>464.18</b>	<b>\$17,760,582</b>	<b>334.73</b>	<b>\$17,760,582</b>	<b>334.73</b>	<b>\$17,760,582</b>	<b>334.73</b>
<b>FEDERAL FUNDS</b>	<b>\$62,286,499</b>	<b>1,660.91</b>	<b>\$62,409,746</b>	<b>1,694.52</b>	<b>\$62,409,746</b>	<b>1,694.52</b>	<b>\$62,409,746</b>	<b>1,694.52</b>
<b>OTHER FUNDS</b>	<b>\$792,219</b>	<b>24.44</b>	<b>\$824,671</b>	<b>23.48</b>	<b>\$824,671</b>	<b>23.48</b>	<b>\$824,671</b>	<b>23.48</b>

## PROGRAM DESCRIPTION

**Department: Social Services**

**HB Section:**

**11.070**

**Program Name: Income Maintenance Field Staff and Operations**

**Program is found in the following core budget(s): Income Maintenance Field Staff and Operations**

### 1. What does this program do?

This program provides funding for direct line staff and support staff to operate the Income Maintenance programs. Field staff include Eligibility Specialists, Correspondence and Information Specialists, supervisors, managers and clerical. The overall objectives of field staff are to ensure eligibility through timely and accurate determinations and reinvestigations, document and monitor benefit amounts, refer recipients for employment and training and partner with stakeholders and providers to enhance access to programs and services.

The Family Support Division continues with the reorganization to improve customer service outcomes and program performance and efficiencies. Processing Centers have been established across the state where staff work is focused on eligibility determination/redetermination activities. The Division continues to establish Resource Centers throughout the state, both in rural and urban areas, to ensure improved customer access to services. Public use computers are being installed in Resource Centers and local offices to increase customer access to online tools such as the myDSS customer website and citizen portal (MAGI), DSS website, and the Missouri Pre-Eligibility Tool (MO PET) which helps customers determine if they might be eligible for Income Maintenance benefits and services. In addition, the DSS website now features a TANF orientation video developed in compliance with SB 24. The website will soon have on-line web applications available for all IM programs.

The Family Support Division previously established a contracted Call Center to manage customer inquiries regarding Income Maintenance cases. Effective January 1, 2016, the Division brought all income maintenance call center operations in-house offering quality and effective customer service from merit staff that have the knowledge, training and authorization to assist customers in a more efficient and timely manner. Additionally, the FSD will implement a more robust Interactive Voice Response (IVR) system that will provide greater access to self-service options and increased customer satisfaction. The FSD believes its new center will provide more consistent service and less confusion for the customer by establishing one dependable delivery mechanism that directs all calls to state merit staff that can handle all of the caller's needs.

The newest technology being implemented is a new online web-based application (WebApp) that customers can use to submit applications electronically for IM Programs currently operating in FAMIS (i.e. Food Stamps, Temporary Assistance, and MO HealthNet for Aged, Blind, and Disabled). This technology will move completed applications directly into the FAMIS eligibility system streamlining the application process. This will save staff time and increase responsiveness to customers. The new WebApp will also allow the integration of a new Enterprise Content Management (ECM) system offering customers the ability to upload documentation necessary for the verification of information such as citizenship status and income. It minimizes the number of paper applications by giving customers a new option for submitting applications and documentation on-line, and improves processing timeliness for IM programs.

Missouri continues to implement a new eligibility and enrollment system for Income Maintenance (IM) programs called the Missouri Eligibility and Enrollment System (MEDES) and a new system called the Enterprise Content Management (ECM).



**PROGRAM DESCRIPTION**

**Department: Social Services**

**HB Section: 11.070**

**Program Name: Income Maintenance Field Staff and Operations**

**Program is found in the following core budget(s): Income Maintenance Field Staff and Operations**

MEDES will allow for streamlined workflows and business processes. Along with the new eligibility system, a new method of determining eligibility for Family MO HealthNet, called MAGI, was required by federal regulations and determines eligibility for these families based on Modified Adjusted Gross Income. MAGI is a methodology for how income is counted and how household composition and family size is determined. In 2015 the Department of Social Services continued development and improvements to the Missouri Eligibility Determination and Enrollment System (MEDES). Improvements have resulted in an increase in the number of applications processed, a reduction in the number of pending applications, and reductions in application processing time. The Department is poised to complete functionality related to family Medicaid programs in 2016.

The ECM system will capture, manage, preserve and deliver content and documents related to public assistance eligibility and enrollment processes. The ECM will support the new reorganization structure by creating efficiencies that allow FSD workers to process applications and perform casework activities statewide regardless of their physical location. It enables electronic file storage eliminating the need to maintain paper files.

**2. What is the authorization for this program, i.e., federal or state statute, etc.? (Include the federal program number, if applicable.)**

State Statute: RSMo. 207.010, 207.020, 208.400

**3. Are there federal matching requirements? If yes, please explain.**

IM Field Staff and Operations expenditures are reimbursable at the Income Maintenance time study rate of around 52.51% federal (47.49% state match) or at the level as specified under a specific grant such as MO HealthNet Administration (50% FF and 50% State) or Food Stamp Administration (50% FF and 50% State) if expenditures are reimbursable under the particular grant. The time study rate is determined by polling a select number of Income Maintenance staff. In addition, some expenditures may be used as Maintenance of Effort (MOE) to earn the TANF block grant and Social Services Block Grant (SSBG).

**4. Is this a federally mandated program? If yes, please explain.**

Resources used to support federal mandated programs such as Food Stamps and MO HealthNet would be considered federally mandated.

**PROGRAM DESCRIPTION**

Department: Social Services

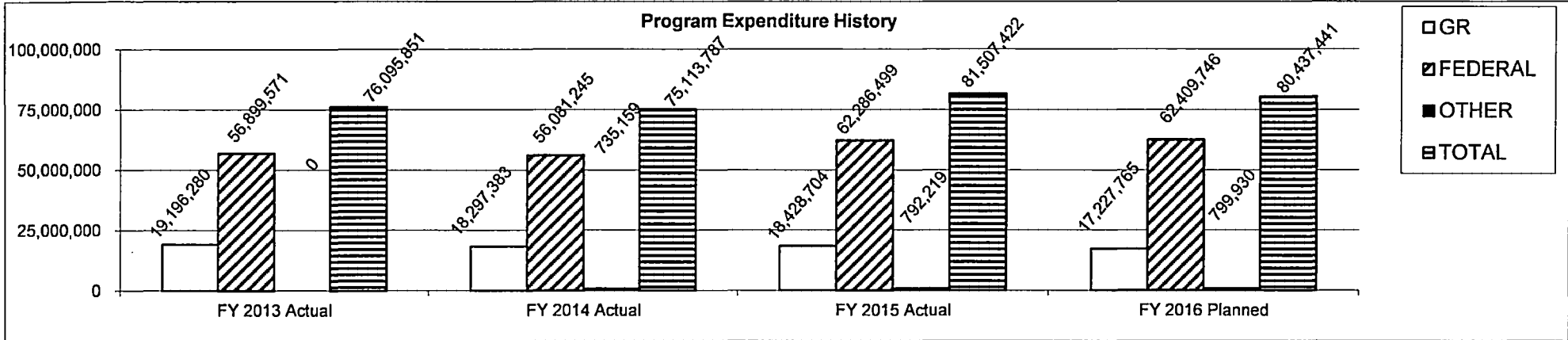
HB Section:

11.070

Program Name: Income Maintenance Field Staff and Operations

Program is found in the following core budget(s): Income Maintenance Field Staff and Operations

**5. Provide actual expenditures for the prior three fiscal years and planned expenditures for the current fiscal year.**

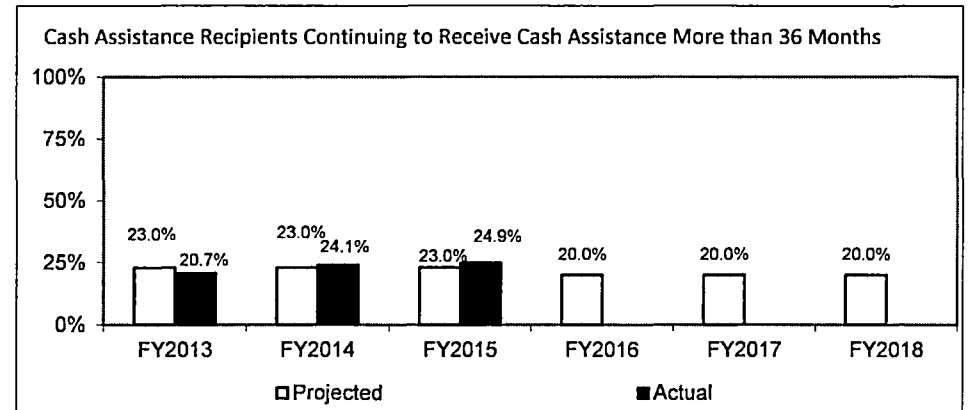
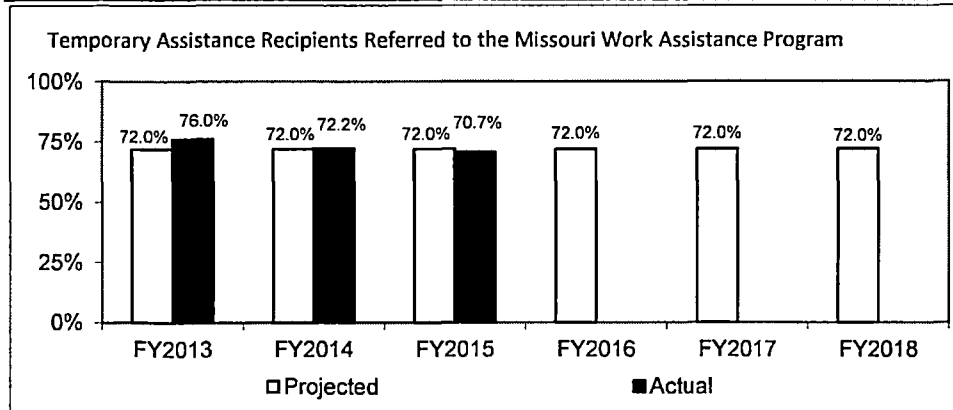


Planned FY 2016 expenditures are net of reverted and reserve.

**6. What are the sources of the "Other" funds?**

Health Initiatives Fund (0275)

**7a. Provide an effectiveness measure.**



**PROGRAM DESCRIPTION**

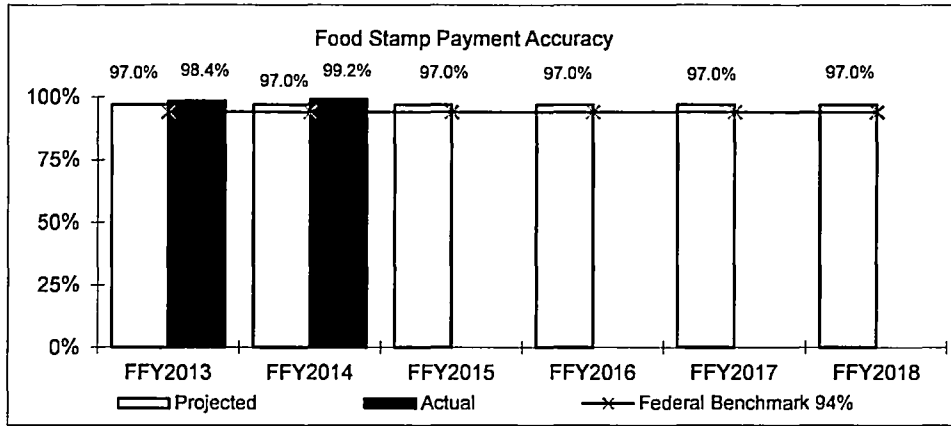
**Department: Social Services**

**HB Section:**

**11.070**

**Program Name: Income Maintenance Field Staff and Operations**

**Program is found in the following core budget(s): Income Maintenance Field Staff and Operations**



FFY15 Actual will be available June 2016.

**7b. Provide an efficiency measure.**

**Percent of MO HealthNet Cases Reinvestigated**

Year	Projected	Actual*
FY 13	99.70%	98.56%
FY 14	99.70%	97.66%
FY 15	99.70%	*
FY 16	99.70%	
FY 17	99.70%	
FY 18	99.70%	

FY 15 numbers will be available May, 2016

**PROGRAM DESCRIPTION**

Department: Social Services

HB Section: 11.070

Program Name: Income Maintenance Field Staff and Operations

Program is found in the following core budget(s): Income Maintenance Field Staff and Operations

**7c. Provide the number of clients/individuals served, if applicable.**

**Families Served:**

**Average Monthly Total Number of Temporary Assistance Cases**

Year	Projected	Actual
SFY13	43,000	40,654
SFY14	41,000	35,271
SFY15	32,200	31,053
SFY16	26,500	
SFY17	25,250	
SFY18	25,250	

Note: Amounts include Transitional Cases

**Households Served:**

**Average Monthly Number of Food Stamp Cases**

Year	Projected	Actual
SFY13	450,000	439,815
SFY14	445,000	413,571
SFY15	405,000	396,557
SFY16	395,000	
SFY17	395,000	
SFY18	395,000	

**Average Number of Children Receiving Child Care Per Month**

Year	Projected Number of Child	Actual Number of Child
SFY13	48,500	42,036
SFY14	42,000	36,038
SFY15	36,000	33,612
SFY16	36,000	
SFY17	36,000	
SFY18	36,000	

**7d. Provide a customer satisfaction measure, if available.**

N/A



**DECISION ITEM SUMMARY**

Budget Unit	FY 2015	FY 2015	FY 2016	FY 2016	FY 2017	FY 2017	FY 2017	FY 2017
Decision Item	ACTUAL	ACTUAL	BUDGET	BUDGET	DEPT REQ	DEPT REQ	GOV REC	GOV REC
Budget Object Summary	DOLLAR	FTE	DOLLAR	FTE	DOLLAR	FTE	DOLLAR	FTE
Fund								
<b>FAMILY SUPPORT STAFF TRAINING</b>								
<b>CORE</b>								
EXPENSE & EQUIPMENT								
GENERAL REVENUE	117,321	0.00	113,693	0.00	113,693	0.00	113,693	0.00
DEPT OF SOC SERV FEDERAL & OTH	119,692	0.00	133,974	0.00	133,974	0.00	133,974	0.00
TOTAL - EE	237,013	0.00	247,667	0.00	247,667	0.00	247,667	0.00
<b>TOTAL</b>	<b>237,013</b>	<b>0.00</b>	<b>247,667</b>	<b>0.00</b>	<b>247,667</b>	<b>0.00</b>	<b>247,667</b>	<b>0.00</b>
<b>GRAND TOTAL</b>	<b>\$237,013</b>	<b>0.00</b>	<b>\$247,667</b>	<b>0.00</b>	<b>\$247,667</b>	<b>0.00</b>	<b>\$247,667</b>	<b>0.00</b>

**CORE DECISION ITEM**

Department: Social Services  
 Division: Family Support  
 Core: Family Support Staff Training

Budget Unit: 90075C  
 HB Section: 11.075

**1. CORE FINANCIAL SUMMARY**

	FY 2017 Budget Request			
	GR	Federal	Other	Total
PS				
EE	113,693	133,974		247,667
PSD				
TRF				
<b>Total</b>	<b>113,693</b>	<b>133,974</b>		<b>247,667</b>
FTE				0.00

	FY 2017 Governor's Recommendation			
	GR	Federal	Other	Total
PS				
EE	113,693	133,974		247,667
PSD				
TRF				
<b>Total</b>	<b>113,693</b>	<b>133,974</b>		<b>247,667</b>
FTE				0.00

<i>Est. Fringe</i>	0	0	0	0
--------------------	---	---	---	---

*Note: Fringes budgeted in House Bill 5 except for certain fringes budgeted directly to MoDOT, Highway Patrol, and Conservation.*

<i>Est. Fringe</i>	0	0	0	0
--------------------	---	---	---	---

*Note: Fringes budgeted in House Bill 5 except for certain fringes budgeted directly to MoDOT, Highway Patrol, and Conservation.*

Other Funds:

Other Funds:

**2. CORE DESCRIPTION**

This appropriation provides staff training for all levels of Family Support Division (FSD) staff and community stakeholders and partners.

**3. PROGRAM LISTING (list programs included in this core funding)**

Family Support Staff Training

**CORE DECISION ITEM**

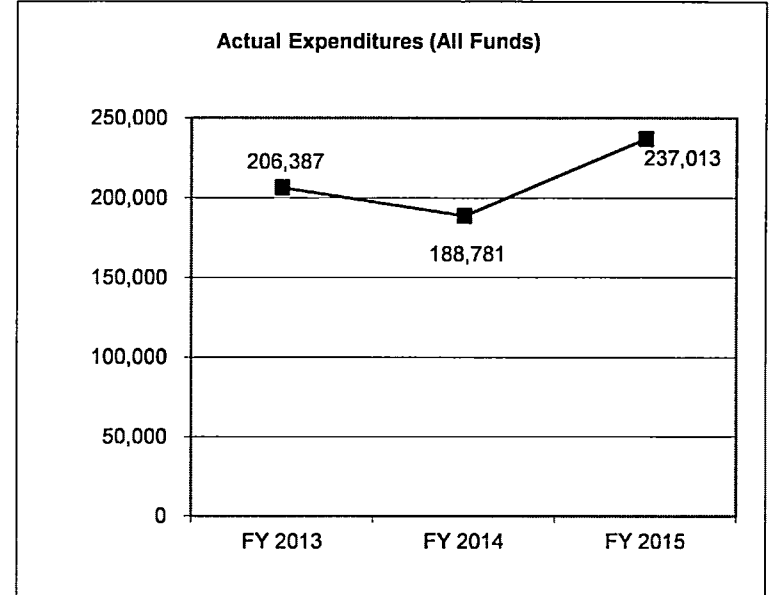
**Department: Social Services**  
**Division: Family Support**  
**Core: Family Support Staff Training**

**Budget Unit: 90075C**

**HB Section: 11.075**

**4. FINANCIAL HISTORY**

	FY 2013 Actual	FY 2014 Actual	FY 2015 Actual	FY 2016 Current Yr.
Appropriation (All Funds)	282,399	254,924	254,924	247,667
Less Reverted (All Funds)	(4,379)	(3,629)	(3,629)	N/A
Less Restricted (All Funds)	0	0	0	N/A
Budget Authority (All Funds)	278,020	251,295	251,295	N/A
Actual Expenditures (All Funds)	206,387	188,781	237,013	N/A
Unexpended (All Funds)	71,633	62,514	14,282	N/A
Unexpended, by Fund:				
General Revenue	0	0	0	N/A
Federal	71,633	62,514	14,282	N/A
Other	0	0	0	N/A
	(1)	(2)	(3)	



Reverted includes the statutory three- percent reserve (when applicable).  
 Restricted includes any Governor's Expenditure Restriction (when applicable).

**NOTES:**

- (1) In FY2013, there was a core reduction of \$78,502.
- (2) In FY2014, there was a core reduction of \$27,475.
- (3) In FY2016, there was a core reduction of \$7,257.



**CORE RECONCILIATION DETAIL**

**DEPARTMENT OF SOCIAL SERVICES  
FAMILY SUPPORT STAFF TRAINING**

**5. CORE RECONCILIATION DETAIL**

	<b>Budget Class</b>	<b>FTE</b>	<b>GR</b>	<b>Federal</b>	<b>Other</b>	<b>Total</b>	<b>Explanation</b>
<b>TAFP AFTER VETOES</b>	EE	0.00	113,693	133,974	0	247,667	
	<b>Total</b>	<b>0.00</b>	<b>113,693</b>	<b>133,974</b>	<b>0</b>	<b>247,667</b>	
<b>DEPARTMENT CORE REQUEST</b>	EE	0.00	113,693	133,974	0	247,667	
	<b>Total</b>	<b>0.00</b>	<b>113,693</b>	<b>133,974</b>	<b>0</b>	<b>247,667</b>	
<b>GOVERNOR'S RECOMMENDED CORE</b>	EE	0.00	113,693	133,974	0	247,667	
	<b>Total</b>	<b>0.00</b>	<b>113,693</b>	<b>133,974</b>	<b>0</b>	<b>247,667</b>	

**DECISION ITEM DETAIL**

Budget Unit	FY 2015	FY 2015	FY 2016	FY 2016	FY 2017	FY 2017	FY 2017	FY 2017
Decision Item	ACTUAL	ACTUAL	BUDGET	BUDGET	DEPT REQ	DEPT REQ	GOV REC	GOV REC
Budget Object Class	DOLLAR	FTE	DOLLAR	FTE	DOLLAR	FTE	DOLLAR	FTE
<b>FAMILY SUPPORT STAFF TRAINING</b>								
<b>CORE</b>								
TRAVEL, IN-STATE	222,973	0.00	154,461	0.00	154,461	0.00	154,461	0.00
SUPPLIES	4,598	0.00	7,485	0.00	4,598	0.00	4,598	0.00
PROFESSIONAL DEVELOPMENT	380	0.00	1,175	0.00	380	0.00	380	0.00
COMMUNICATION SERV & SUPP	0	0.00	1,690	0.00	120	0.00	120	0.00
PROFESSIONAL SERVICES	7,500	0.00	76,793	0.00	86,306	0.00	86,306	0.00
M&R SERVICES	0	0.00	100	0.00	80	0.00	80	0.00
OFFICE EQUIPMENT	0	0.00	100	0.00	80	0.00	80	0.00
BUILDING LEASE PAYMENTS	1,452	0.00	509	0.00	1,452	0.00	1,452	0.00
EQUIPMENT RENTALS & LEASES	110	0.00	932	0.00	110	0.00	110	0.00
MISCELLANEOUS EXPENSES	0	0.00	4,422	0.00	80	0.00	80	0.00
<b>TOTAL - EE</b>	<b>237,013</b>	<b>0.00</b>	<b>247,667</b>	<b>0.00</b>	<b>247,667</b>	<b>0.00</b>	<b>247,667</b>	<b>0.00</b>
<b>GRAND TOTAL</b>	<b>\$237,013</b>	<b>0.00</b>	<b>\$247,667</b>	<b>0.00</b>	<b>\$247,667</b>	<b>0.00</b>	<b>\$247,667</b>	<b>0.00</b>
<b>GENERAL REVENUE</b>	<b>\$117,321</b>	<b>0.00</b>	<b>\$113,693</b>	<b>0.00</b>	<b>\$113,693</b>	<b>0.00</b>	<b>\$113,693</b>	<b>0.00</b>
<b>FEDERAL FUNDS</b>	<b>\$119,692</b>	<b>0.00</b>	<b>\$133,974</b>	<b>0.00</b>	<b>\$133,974</b>	<b>0.00</b>	<b>\$133,974</b>	<b>0.00</b>
<b>OTHER FUNDS</b>	<b>\$0</b>	<b>0.00</b>	<b>\$0</b>	<b>0.00</b>	<b>\$0</b>	<b>0.00</b>	<b>\$0</b>	<b>0.00</b>

## PROGRAM DESCRIPTION

**Department: Social Services**

**HB Section: 11.075**

**Program Name: Family Support Staff Training**

**Program is found in the following core budget(s): Family Support Staff Training**

### 1. What does this program do?

This program provides staff training for all levels of staff, stakeholders and partners.

Following is a list and description of the training provided by the Family Support Staff Training program. Training initiatives are also funded through other sources such as FSD Administration, IM Field Staff and Operations, and CS Field Staff and Operations.

#### **CHILD SUPPORT (CS)**

##### **CS IRS Safeguard Training Online:**

This training is designed to provide important information and to review the requirements of the Internal Revenue Service (IRS) in regards to safeguarding Federal Tax Information (FTI). The requirements set out in the IRS 1075 publication will be reviewed. This lesson should take approximately fifteen minutes to complete. Staff with access to FTI must take this training annually and acknowledge that they have read and understand the importance of safeguarding FTI.

##### **Child Support Hearings Online:**

Hearings are an essential part of the Child Support (CS) program. Due process of law safeguards are built into many actions initiated by CS to ensure people's rights are protected. Hearings are not meant to solve every problem encountered with CS. There are often simpler and quicker means available to resolve issues other than administrative hearings. This training provides a guide through the hearing process and is required for all child support specialists and supervisors. Mastery of 70% is required to complete this class.

##### **Missouri Automated Child Support System (MACSS) Basics:**

This class consists of six online prerequisites followed by a four day classroom training. Basics in MACSS are covered such as basic navigation, action commands, logging on and off, using Screen help, finding a case in MACSS, member demographics, navigating FAMIS, location, office and worker, DIARY and worker alerts.

##### **Basic Financials:**

This training is mandatory for all child support specialists and supervisors whose work is related to MACSS Financials. This class consists of Round 1 Online, Round 2 (four day classroom), Round 3 (three day classroom), Online Presumption of Payment Report Training and Round 4 (five day classroom). Topics covered are related to how to complete Orders and Obligations, Public Assistance, Order Follows Child, Distribution, Disbursement, Abatement, Termination of Support, Holds, Releases, Refunds, Redistribution, Financial Reports, Automatic Adjustments, Manual Adjustments, Calculating the Support Debt and Hearings.

Basic Financials (Course Length: 3 courses, each three to five days/Prerequisite: Financials Online Round 1)

This training is mandatory for all child support specialists/supervisors whose work is related to MACSS Financials.

## PROGRAM DESCRIPTION

**Department: Social Services**

**HB Section: 11.075**

**Program Name: Family Support Staff Training**

**Program is found in the following core budget(s): Family Support Staff Training**

**Managed Reporting:**

This tutorial walks the viewer through generating a managed reporting case–category drill–down list and then analyzing the list using Microsoft Excel. These workbooks will enable staff to focus on certain pre–set characteristics of enforcement case–category drill–down lists, providing a way to visualize the caseload and prioritize casework.

**Enforcement Remedy:**

This training is mandatory for all child support specialists and supervisors that take enforcement actions on enforcement cases and recommended for any child support specialists/supervisors whose work is related to MACSS financials. This curriculum consists of an Online Enforcement Remedy/Redflags prerequisite followed by a 5 day classroom training. The course is followed by an online follow up course regarding financial screens specific to enforcement specialists. Specialists learn how to apply enforcement remedies and manage enforcement cases.

**Establishment:**

This session is for child support specialists and supervisors involved in the establishment of support orders and obligations. Participants will learn policies and procedures for establishing orders and obligations as well as MACSS application.

**Genetic Testing:**

This session is for child support clerical staff involved in the scheduling of genetic testing. This course focuses on learning how to schedule genetic tests, record member and case results for single allegations, multiple allegations and non-parent caretaker relative cases.

**Paternity:**

This session is for child support specialists/supervisors involved in the establishment of paternity. This training includes policy, procedures and MACSS application related to paternity establishment.

**Modification:**

This session is for all child support specialists and supervisors assigned to cases involving the modification of support orders and obligations. This curriculum consists of an online course reviewing Central Modification Unit (CMU) referrals followed by a five day classroom training. The course includes an overview of timeframes and the policy and procedures of the modification process.

**Interstate Specialist:**

This course is for child support specialists assigned to Interstate Referrals. This curriculum consists of an online prerequisite followed by a one day classroom training. The course covers the timeframes associated with making an intergovernmental referral, when it is appropriate to make an intergovernmental referral, how to add a referral to MACSS, how to generate the appropriate forms and how to use the Child Support Enforcement Network (CSENet).

**Case and Member Merge:**

This course focuses on the member and case merge process in MACSS.

## PROGRAM DESCRIPTION

**Department:** Social Services  
**Program Name:** Family Support Staff Training  
**Program is found in the following core budget(s):** Family Support Staff Training

**HB Section:** 11.075

### INCOME MAINTENANCE (IM)

#### **IM IRS Safeguard Training Online:**

This training is designed to provide important information to review the requirements of the Internal Revenue Service (IRS) in regards to safeguarding Federal Tax Information (FTI). The requirements set out in the IRS 1075 publication will be reviewed. This lesson should take approximately fifteen minutes to complete. Staff with access to FTI must take this training annually and acknowledge that they have read and understand the importance of safeguarding FTI.

#### **IM Hearings Online:**

Hearings are an essential part of the IM program. Due process of law safeguards are built into many actions initiated by FSD to ensure people's rights are protected. Hearings are not meant to solve every problem. There are often simpler and quicker means available to resolve issues other than administrative hearings. This training provides a guide through the hearing process.

#### **Random Moment in Time Study Online:**

This training is required for all Eligibility Specialists and Correspondence and Information Specialists, and reviews how to document tasks to accurately capture the amount of time staff work on various IM programs, which is then reported quarterly to Federal agencies for financial purposes.

#### **FAMIS Fundamentals Online:**

This online training curriculum consists of three online entry-level courses for new Family Support Eligibility Specialists. These online courses provide an introduction to the Family Assistance Management Information System (FAMIS), including how to create a case and register applications. Participants will learn how to use the tools available on their office personal computer, including Outlook e-mail and the Employee Intranet.

#### **Food Stamp Eligibility and Systems :**

This training curriculum consists of five entry-level courses for new Eligibility Specialists who will be working with the Food Stamp Program, followed by a five day classroom training. The courses cover eligibility for the Food Stamp Program as well as demonstrating how to register, accept and process Food Stamp applications and make adjustments in FAMIS.

#### **Child Care Eligibility and Systems:**

This online training curriculum consists of five entry-level courses for new Eligibility Specialists who will be working with the Child Care Program followed by a four day classroom training. These courses cover the eligibility for the Child Care Program as well as demonstrating how to accept and process Child Care applications and the authorization requirements for the child(ren) to a Child Care Provider, as well as the adjustments in FAMIS . Participants also learn about eligibility and authorization requirements for the Child Care Program.

#### **MO HealthNet for Families Programs:**

This online training curriculum consists of six online courses for new Eligibility Specialists, followed by a five day classroom training. These courses cover the new Modified Adjusted Gross Income (MAGI) eligibility for the Family HealthCare Programs as well as explaining how to accept and process MO HealthNet for Families MAGI applications and adjustments in FAMIS and Missouri Eligibility Determination and Enrollment System (MEDES).

## PROGRAM DESCRIPTION

**Department: Social Services**

**HB Section: 11.075**

**Program Name: Family Support Staff Training**

**Program is found in the following core budget(s): Family Support Staff Training**

### **Temporary Assistance:**

This online training curriculum consists of seven online courses for new Eligibility Specialists. These courses cover eligibility for the Temporary Assistance Program, as well as explaining how to accept and process Temporary Assistance applications and adjustments in FAMIS. Participants also learn how to review application registration, and procedures for completing budget adjustments and reinvestigations on active cases.

### **Domestic Violence:**

This course is provided to new Eligibility Specialists. This one day course reviews the dynamics of domestic violence and provides information regarding local agencies that provide services related to domestic violence.

### **MO HealthNet for the Aged, Blind or Disabled (MHABD), Supplemental Aid to the Blind (SAB), Blind Pension (BP) Programs:**

This training curriculum consists of seven online courses for new Eligibility Specialists followed by a five day classroom training. These online courses cover the eligibility for the MHABD Programs as well as explaining how to accept and process MHABD applications and adjustments in FAMIS.

### **MHABD Vendor, Division of Assets, Supplemental Nursing Care (SNC) and Home Community Based (HCB)/Program of All-Inclusive Care for the Elderly (PACE) Programs Online Curriculum:**

This training curriculum consists of nine online courses followed by a four day classroom training for new Eligibility Specialists. Online courses cover eligibility for the MHABD Vendor, Division of Assets, SNC and HCB/PACE as well as explaining how to accept and process MHABD Vendor, Division of Assets, SNC and HCB and PACE applications and adjustments in FAMIS.

### **Food Stamp Civil Rights Training:**

The USDA Food and Nutrition Service (FNS) requires state agencies to conduct Food Stamp Civil Rights training annually for all staff who work with the Food Stamp Program. The Department of Social Services Office for Civil Rights developed a civil rights training for FSD staff that complies with the FNS requirement.

### **FSD National Voter Registration Act Training:**

This course is required under terms of the ACORN v. Levy settlement agreement that was reached on June 24, 2009. This training instructs staff on the responsibilities and procedures of the agency to provide voter registration forms to individuals.

### **Enterprise Content Management (ECM) Overview:**

This online training comes in three parts. First, it reviews the process of the ECM from the document arriving at the office to the task generation. Next, it reviews on how to access the ECM, report issues and describes the folder functions in the Work Assignment and Document Search folders. Finally, it allows the user to view a demonstration of searching for a document in the ECM file room and allows the participant to try the search in a training simulation.

## PROGRAM DESCRIPTION

**Department: Social Services**

**HB Section: 11.075**

**Program Name: Family Support Staff Training**

**Program is found in the following core budget(s): Family Support Staff Training**

### **ECM Document Triage:**

This course is required for any employee that sorts, opens or receives mail. It discusses how to sort mail into assigned ECM priorities and prepare it for screening so it is processed within the required timeframes.

### **DCN Search and Assignment:**

DCN Search and Assignment Online is a series of five short videos that explores the DCN Common Area, introduces other agencies that use it, discusses the importance of assigning DCNs correctly and reviews each screen used in the process.

### **Missouri Eligibility Determination and Enrollment System (MEDES) Client Portal:**

The training comes in three parts and reviews the pre-screening calculator, walks through accessing an online account via the Citizen Portal and reviews how a customer will complete an online application via the customer portal.

### **MEDES Online Part 1: Basic Navigation:**

This training consists of a video introducing the layout and basic navigation of the MEDES system.

### **MAGI 101 Online Course:**

This course introduces the changes in the eligibility policies and business processes for MAGI. The changes are the result of the Affordable Care Act (ACA) Requirements.

**PROGRAM DESCRIPTION**

**Department: Social Services**  
**Program Name: Family Support Staff Training**  
**Program is found in the following core budget(s): Family Support Staff Training**

**HB Section: 11.075**

**GENERAL**

**Orientation:**

This online course offers an orientation to the agency to employees who are new to the Family Support Division. It provides an overview of all services offered by the Family Support Division as well as information explaining how the Family Support Division fits into the hierarchy of Missouri State Government. Also covered during this training is information on providing exceptional customer service to those who seek services from the Family Support Division. The class includes information on organizational skills and how to develop local resources in the county office.

**In Service Training:**

Courses are developed and presented throughout the year as needs arise or are identified.

**2. What is the authorization for this program, i.e., federal or state statute, etc.? (Include the federal program number, if applicable.)**

N/A

**3. Are there federal matching requirements? If yes, please explain.**

Family Support Staff Training federal reimbursement is based on the type of expenditure. Some expenditures are reimbursable at the Income Maintenance time study rate of around 52.51% federal (47.49% state match) or at the level as specified under a specific grant such as Child Support (66% FF and 34% State) or Food Stamp Administration (50% FF and 50% State) if expenditures are allowable under the grant. The time study rate is determined by polling a select number of Income Maintenance staff to determine the amount of time spent on particular programs. The time spent on each program and the earnings for these programs are used to determine a federal reimbursement rate.



**PROGRAM DESCRIPTION**

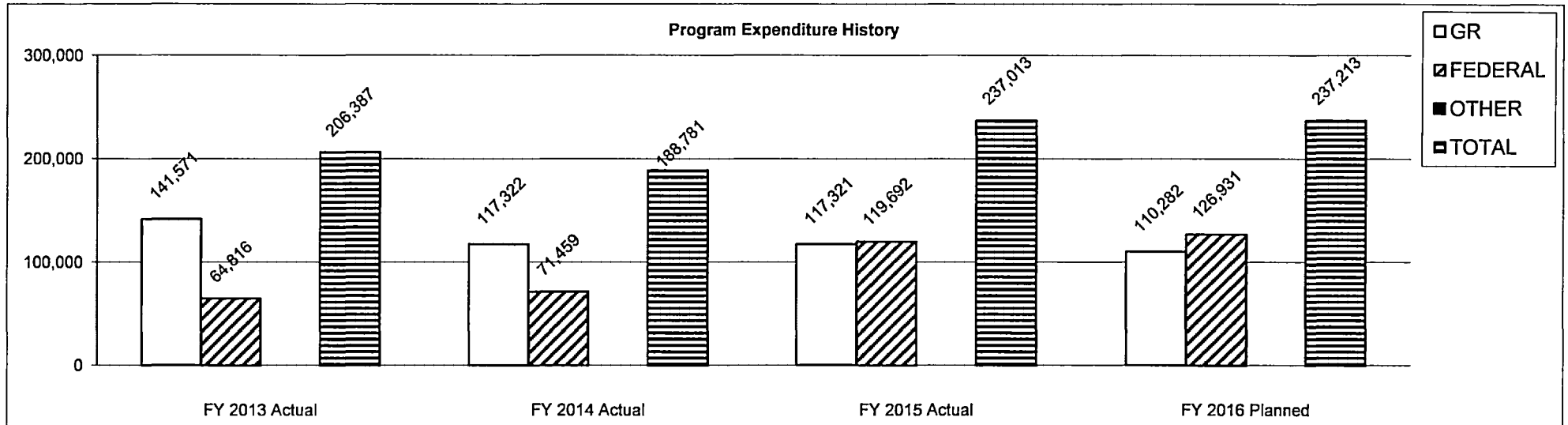
**Department: Social Services**  
**Program Name: Family Support Staff Training**  
**Program is found in the following core budget(s): Family Support Staff Training**

**HB Section: 11.075**

**4. Is this a federally mandated program? If yes, please explain.**

Training initiatives to support federally mandated programs such as Food Stamps, Temporary Assistance, Child Support and MO HealthNet are considered federally mandated.

**5. Provide actual expenditures for the prior three fiscal years and planned expenditures for the current fiscal year.**



Planned FY 2016 expenditures are net of reverted and reserve.

**PROGRAM DESCRIPTION**

**Department: Social Services**  
**Program Name: Family Support Staff Training**  
**Program is found in the following core budget(s): Family Support Staff Training**

**HB Section: 11.075**

**6. What are the sources of the "Other " funds?**

N/A.

**7a. Provide an effectiveness measure.**

Staff training functions promote the overall effectiveness of all programs.

**7b. Provide an efficiency measure.**

N/A

**7c. Provide the number of clients/individuals served, if applicable.**

**Income Maintenance Basic Staff Training**

Year	Projected # of DSS Employees Trained	Actual # of DSS Employees Trained
SFY 13	10,000	8,719
SFY 14	10,000	21,881
SFY 15	21,000	22,044
SFY 16	23,000	
SFY 17	23,000	
SFY 18	23,000	

This includes online and classroom training In SFY 14, FSD began using data from the DSS Employee Learning Center (ELC). Also in SFY 14, employees trained includes a one-time training on Introduction to MEDES and MAGI.

**Child Support Staff Training**

Year	Projected # of DSS Employees Trained	Actual # of DSS Employees Trained
SFY 13	955	1,129
SFY 14	1,000	2,326
SFY 15	2,500	2,297
SFY 16	2,500	
SFY 17	2,500	
SFY 18	2,500	

This includes online and classroom training In SFY 14, FSD began using data from the DSS Employee Learning Center (ELC).

**7d. Provide a customer satisfaction measure, if available.**

N/A



**DECISION ITEM SUMMARY**

Budget Unit	FY 2015	FY 2015	FY 2016	FY 2016	FY 2017	FY 2017	FY 2017	FY 2017
Decision Item	ACTUAL	ACTUAL	BUDGET	BUDGET	DEPT REQ	DEPT REQ	GOV REC	GOV REC
Budget Object Summary	DOLLAR	FTE	DOLLAR	FTE	DOLLAR	FTE	DOLLAR	FTE
Fund								
<b>ELECTRONIC BENEFIT TRANSFER</b>								
<b>CORE</b>								
<b>EXPENSE &amp; EQUIPMENT</b>								
GENERAL REVENUE	1,736,017	0.00	1,926,622	0.00	1,926,622	0.00	1,926,622	0.00
TEMP ASSIST NEEDY FAM FEDERAL	0	0.00	146,888	0.00	146,888	0.00	146,888	0.00
DEPT OF SOC SERV FEDERAL & OTH	1,399,859	0.00	1,399,859	0.00	1,399,859	0.00	1,399,859	0.00
TOTAL - EE	3,135,876	0.00	3,473,369	0.00	3,473,369	0.00	3,473,369	0.00
<b>TOTAL</b>	<b>3,135,876</b>	<b>0.00</b>	<b>3,473,369</b>	<b>0.00</b>	<b>3,473,369</b>	<b>0.00</b>	<b>3,473,369</b>	<b>0.00</b>
<b>GRAND TOTAL</b>	<b>\$3,135,876</b>	<b>0.00</b>	<b>\$3,473,369</b>	<b>0.00</b>	<b>\$3,473,369</b>	<b>0.00</b>	<b>\$3,473,369</b>	<b>0.00</b>

**CORE DECISION ITEM**

**Department: Social Services**  
**Division: Family Support**  
**Core: Electronic Benefits Transfer (EBT)**

**Budget Unit: 90015C**  
**HB Section: 11.080**

**1. CORE FINANCIAL SUMMARY**

	FY 2017 Budget Request			
	GR	Federal	Other	Total
PS				
EE	1,926,622	1,546,747		3,473,369
PSD				
TRF				
<b>Total</b>	<b>1,926,622</b>	<b>1,546,747</b>		<b>3,473,369</b>
<b>FTE</b>				<b>0.00</b>

	FY 2017 Governor's Recommendation			
	GR	Federal	Other	Total
PS				
EE	1,926,622	1,546,747		3,473,369
PSD				
TRF				
<b>Total</b>	<b>1,926,622</b>	<b>1,546,747</b>		<b>3,473,369</b>
<b>FTE</b>				<b>0.00</b>

<i>Est. Fringe</i>	0	0	0	0
<i>Note: Fringes budgeted in House Bill 5 except for certain fringes budgeted directly to MoDOT, Highway Patrol, and Conservation.</i>				

<i>Est. Fringe</i>	0	0	0	0
<i>Note: Fringes budgeted in House Bill 5 except for certain fringes budgeted directly to MoDOT, Highway Patrol, and Conservation.</i>				

Other Funds:

Other Funds:

**2. CORE DESCRIPTION**

The Missouri Family Support Division (FSD) provides Food Stamp and Temporary Assistance cash benefits to participants through an Electronic Benefits Transfer (EBT) system. This decision item is to support the EBT system contracted through FIS/eFunds Corporation.

**3. PROGRAM LISTING (list programs included in this core funding)**

Electronic Benefits Transfer (EBT)

**CORE DECISION ITEM**

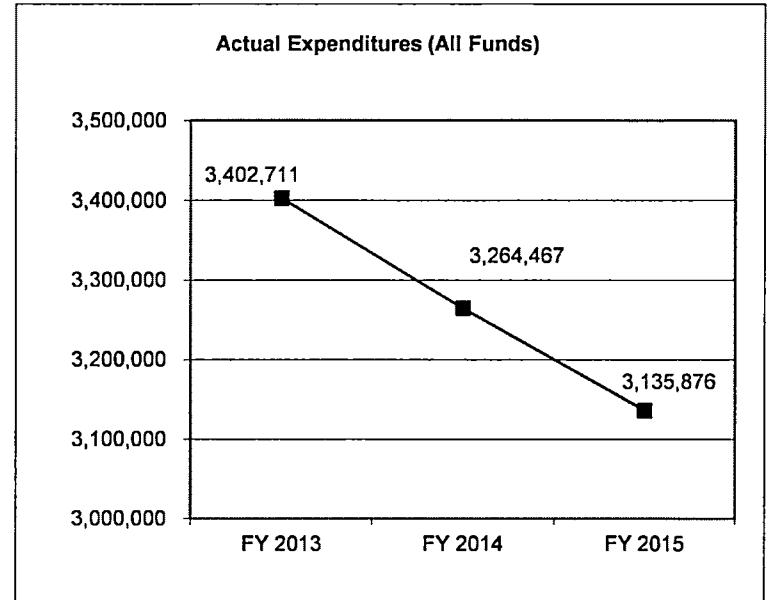
**Department: Social Services**  
**Division: Family Support**  
**Core: Electronic Benefits Transfer (EBT)**

**Budget Unit: 90015C**

**HB Section: 11.080**

**4. FINANCIAL HISTORY**

	<b>FY 2013 Actual</b>	<b>FY 2014 Actual</b>	<b>FY 2015 Actual</b>	<b>FY 2016 Current Yr.</b>
Appropriation (All Funds)	4,820,465	3,596,345	3,596,345	3,473,369
Less Reverted (All Funds)	0	0	(200,000)	N/A
Less Restricted (All Funds)	0	0	0	N/A
Budget Authority (All Funds)	4,820,465	3,596,345	3,396,345	N/A
Actual Expenditures (All Funds)	3,402,711	3,264,467	3,135,876	N/A
Unexpended (All Funds)	1,417,754	331,878	260,469	N/A
Unexpended, by Fund:				
General Revenue	1,027,092	184,990	113,581	N/A
Federal	390,662	146,888	146,888	N/A
Other	0	0	0	N/A
	<b>(1)</b>	<b>(2)</b>		<b>(3)</b>



Reverted includes the statutory three- percent reserve (when applicable).  
 Restricted includes any Governor's Expenditure Restriction (when applicable).

**NOTES:**

- (1)** FY 2013- Core reduction of \$3.4 million was due to a decrease in rates from rebidding the contract. Funding in the amount of \$1.1 million was granted to implement photo ID for TANF recipients.
- (2)** FY 2014- Core reduction of \$1.2 million for TANF card Photo ID one-time and on-going costs.
- (3)** FY 2016- Core reduction of \$122,976 GR

**CORE RECONCILIATION DETAIL**

---

**DEPARTMENT OF SOCIAL SERVICES  
ELECTRONIC BENEFIT TRANSFER**

**5. CORE RECONCILIATION DETAIL**

---

	<b>Budget Class</b>	<b>FTE</b>	<b>GR</b>	<b>Federal</b>	<b>Other</b>	<b>Total</b>	<b>Explanation</b>
<b>TAFP AFTER VETOES</b>							
	EE	0.00	1,926,622	1,546,747	0	3,473,369	
	<b>Total</b>	<b>0.00</b>	<b>1,926,622</b>	<b>1,546,747</b>	<b>0</b>	<b>3,473,369</b>	
<b>DEPARTMENT CORE REQUEST</b>							
	EE	0.00	1,926,622	1,546,747	0	3,473,369	
	<b>Total</b>	<b>0.00</b>	<b>1,926,622</b>	<b>1,546,747</b>	<b>0</b>	<b>3,473,369</b>	
<b>GOVERNOR'S RECOMMENDED CORE</b>							
	EE	0.00	1,926,622	1,546,747	0	3,473,369	
	<b>Total</b>	<b>0.00</b>	<b>1,926,622</b>	<b>1,546,747</b>	<b>0</b>	<b>3,473,369</b>	

**DECISION ITEM DETAIL**

Budget Unit	FY 2015	FY 2015	FY 2016	FY 2016	FY 2017	FY 2017	FY 2017	FY 2017
Decision Item	ACTUAL	ACTUAL	BUDGET	BUDGET	DEPT REQ	DEPT REQ	GOV REC	GOV REC
Budget Object Class	DOLLAR	FTE	DOLLAR	FTE	DOLLAR	FTE	DOLLAR	FTE
<b>ELECTRONIC BENEFIT TRANSFER</b>								
<b>CORE</b>								
PROFESSIONAL DEVELOPMENT	625	0.00	0	0.00	0	0.00	0	0.00
PROFESSIONAL SERVICES	3,135,251	0.00	3,473,369	0.00	3,473,369	0.00	3,473,369	0.00
<b>TOTAL - EE</b>	<b>3,135,876</b>	<b>0.00</b>	<b>3,473,369</b>	<b>0.00</b>	<b>3,473,369</b>	<b>0.00</b>	<b>3,473,369</b>	<b>0.00</b>
<b>GRAND TOTAL</b>	<b>\$3,135,876</b>	<b>0.00</b>	<b>\$3,473,369</b>	<b>0.00</b>	<b>\$3,473,369</b>	<b>0.00</b>	<b>\$3,473,369</b>	<b>0.00</b>
GENERAL REVENUE	\$1,736,017	0.00	\$1,926,622	0.00	\$1,926,622	0.00	\$1,926,622	0.00
FEDERAL FUNDS	\$1,399,859	0.00	\$1,546,747	0.00	\$1,546,747	0.00	\$1,546,747	0.00
OTHER FUNDS	\$0	0.00	\$0	0.00	\$0	0.00	\$0	0.00



**PROGRAM DESCRIPTION**

**Department: Social Services**

**HB Section: 11.080**

**Program Name: Electronic Benefits Transfer (EBT)**

**Program is found in the following core budget(s): Electronic Benefits Transfer (EBT)**

**1. What does this program do?**

The Family Support Division currently contracts with FIS/eFunds Corporation to provide for a statewide delivery system for Food Stamps and Temporary Assistance cash benefits. The EBT system allows recipients to use the same type of system used everyday by other consumers completing transactions with debit and credit cards. This system also provides reports that are used to identify retailer and recipient fraud.

<u>Monthly cost per case</u>	<u>Current</u>
Food Stamp only cases	\$0.59
Temporary Assistance only cases	\$0.57
Cases receiving both Food Stamps and Temporary Assistance	\$1.15

As required by SB 251, the Department of Social Services, Family Support Division uses FIS/eFunds Corporations' Fraud Navigator product to block Temporary Assistance transactions at inappropriate locations, such as liquor stores, casinos, gambling/gaming establishments and establishments which provide adult-oriented entertainment. Fraud Navigator also analyzes Food Stamp and Temporary Assistance transactions for possible fraudulent activity and provides alerts to the DSS, Division of Legal Services Welfare Investigations Unit. In FY 15, DSS blocked more than \$10,000 per month in fraudulent transactions through the Fraud Navigator service.

**2. What is the authorization for this program, i.e., federal or state statute, etc.? (Include the federal program number, if applicable.)**

State Statute: RSMo 208.182, Federal law: Personal Responsibility and Work Opportunity Reconciliation Act (PRWORA) of 1996; PL 104-193

**3. Are there federal matching requirements? If yes, please explain.**

Yes. The state match for over 90% of program expenditures is 50%. The remaining expenditures are allocated at the Income Maintenance time study rate that earns a federal rate collectively.

**4. Is this a federally mandated program? If yes, please explain.**

Yes. PL 104-193, PRWORA of 1996. Distributing Food Stamp benefits through this method is a federal requirement.

**PROGRAM DESCRIPTION**

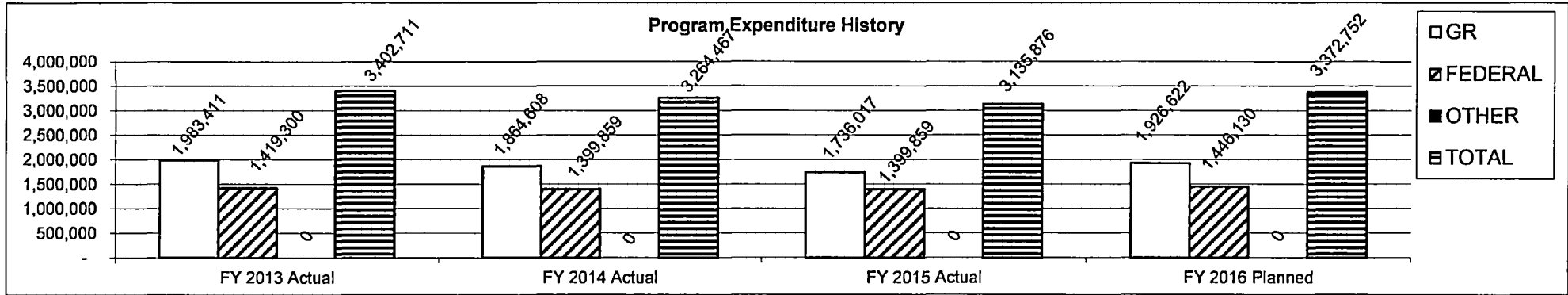
Department: Social Services

HB Section: 11.080

Program Name: Electronic Benefits Transfer (EBT)

Program is found in the following core budget(s): Electronic Benefits Transfer (EBT)

**5. Provide actual expenditures for the prior three fiscal years and planned expenditures for the current fiscal year.**



Planned FY 2016 expenditures are net of reverted and reserve.

**6. What are the sources of the "Other " funds?**

N/A

**7a. Provide an effectiveness measure.**

**Percent of Recipients Receiving Benefits Electronically**

Year	Projected	Actual
SFY 13	100.0%	100.0%
SFY 14	100.0%	100.0%
SFY 15	100.0%	100.0%
SFY 16	100.0%	
SFY 17	100.0%	
SFY 18	100.0%	

Note: Less than 1% are issued paper checks as opposed to EBT or direct deposit. Rounding up to 100%.

**PROGRAM DESCRIPTION**

**Department: Social Services**

**HB Section: 11.080**

**Program Name: Electronic Benefits Transfer (EBT)**

**Program is found in the following core budget(s): Electronic Benefits Transfer (EBT)**

**7b. Provide an efficiency measure.**

N/A

**7c. Provide the number of clients/individuals served, if applicable.**

Households Served:  
Average Monthly Number of Food Stamp Cases

Year	Projected	Actual
SFY13	450,000	439,815
SFY14	445,000	413,571
SFY15	405,000	396,557
SFY 16	395,000	
SFY 17	395,000	
SFY 18	395,000	

Families Served:  
Average Monthly Number of Temporary Assistance Cases

Year	Projected	Actual
SFY13	43,000	40,654
SFY14	41,000	35,271
SFY15	32,200	31,053
SFY 16	26,500	
SFY 17	25,250	
SFY 18	25,250	

**7d. Provide a customer satisfaction measure, if available.**

N/A



**DECISION ITEM SUMMARY**

Budget Unit	FY 2015	FY 2015	FY 2016	FY 2016	FY 2017	FY 2017	FY 2017	FY 2017
Decision Item	ACTUAL	ACTUAL	BUDGET	BUDGET	DEPT REQ	DEPT REQ	GOV REC	GOV REC
Budget Object Summary	DOLLAR	FTE	DOLLAR	FTE	DOLLAR	FTE	DOLLAR	FTE
Fund								
<b>POLK COUNTY TRUST</b>								
<b>CORE</b>								
PROGRAM-SPECIFIC								
FAMILY SERVICES DONATIONS	8,677	0.00	10,000	0.00	10,000	0.00	10,000	0.00
TOTAL - PD	8,677	0.00	10,000	0.00	10,000	0.00	10,000	0.00
<b>TOTAL</b>	<b>8,677</b>	<b>0.00</b>	<b>10,000</b>	<b>0.00</b>	<b>10,000</b>	<b>0.00</b>	<b>10,000</b>	<b>0.00</b>
<b>GRAND TOTAL</b>	<b>\$8,677</b>	<b>0.00</b>	<b>\$10,000</b>	<b>0.00</b>	<b>\$10,000</b>	<b>0.00</b>	<b>\$10,000</b>	<b>0.00</b>

**CORE DECISION ITEM**

Department: Social Services  
 Division: Family Support  
 Core: Polk County Trust

Budget Unit: 90026C  
 HB Section: 11.085

**1. CORE FINANCIAL SUMMARY**

	FY 2017 Budget Request			
	GR	Federal	Other	Total
PS				
EE				
PSD			10,000	10,000
TRF				
<b>Total</b>			<b>10,000</b>	<b>10,000</b>
FTE				0.00

	FY 2017 Governor's Recommendation			
	GR	Federal	Other	Total
PS				
EE				
PSD			10,000	10,000
TRF				
<b>Total</b>			<b>10,000</b>	<b>10,000</b>
FTE				0.00

<i>Est. Fringe</i>	0	0	0	0
<i>Note: Fringes budgeted in House Bill 5 except for certain fringes budgeted directly to MoDOT, Highway Patrol, and Conservation.</i>				

<i>Est. Fringe</i>	0	0	0	0
<i>Note: Fringes budgeted in House Bill 5 except for certain fringes budgeted directly to MoDOT, Highway Patrol, and Conservation.</i>				

Other Funds: Family Services Donations (0167)

Other Funds: Family Services Donations (0167)

**2. CORE DESCRIPTION**

The Polk County and Bolivar Charitable Trust was established by David Delarue on September 2, 1986. The programs and eligibility are determined by a local board of community individuals. The Trust is utilized for the benefit of the people of Polk County as determined by the donor of the Trust, David Delarue.

**3. PROGRAM LISTING (list programs included in this core funding)**

Polk County Trust

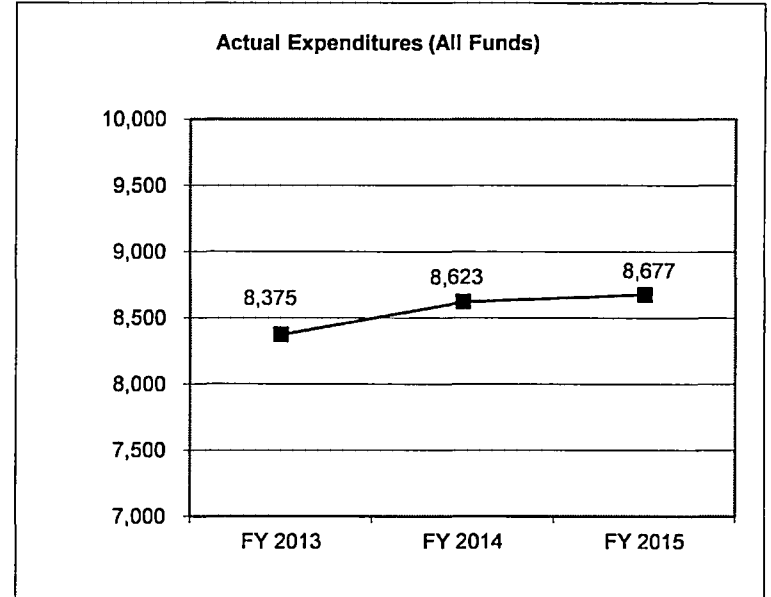
**CORE DECISION ITEM**

**Department: Social Services**  
**Division: Family Support**  
**Core: Polk County Trust**

**Budget Unit: 90026C**  
**HB Section: 11.085**

**4. FINANCIAL HISTORY**

	<b>FY 2013 Actual</b>	<b>FY 2014 Actual</b>	<b>FY 2015 Actual</b>	<b>FY 2016 Current Yr.</b>
Appropriation (All Funds)	10,000	10,000	10,000	10,000
Less Reverted (All Funds)	0	0	0	
Less Restricted (All Funds)	0	0	0	N/A
Budget Authority (All Funds)	10,000	10,000	10,000	N/A
Actual Expenditures (All Funds)	8,375	8,623	8,677	N/A
Unexpended (All Funds)	1,625	1,377	1,323	N/A
Unexpended, by Fund:				
General Revenue	0	0	0	N/A
Federal	0	0	0	N/A
Other	1,625	1,377	1,323	N/A



Reverted includes the statutory three- percent reserve (when applicable).  
 Restricted includes any Governor's Expenditure Restriction (when applicable).

**NOTES:**

**CORE RECONCILIATION DETAIL**

DEPARTMENT OF SOCIAL SERVICES  
POLK COUNTY TRUST

**5. CORE RECONCILIATION DETAIL**

	Budget Class	FTE	GR	Federal	Other	Total	Explanation
<b>TAFP AFTER VETOES</b>							
	PD	0.00	0	0	10,000	10,000	
	<b>Total</b>	<b>0.00</b>	<b>0</b>	<b>0</b>	<b>10,000</b>	<b>10,000</b>	
<b>DEPARTMENT CORE REQUEST</b>							
	PD	0.00	0	0	10,000	10,000	
	<b>Total</b>	<b>0.00</b>	<b>0</b>	<b>0</b>	<b>10,000</b>	<b>10,000</b>	
<b>GOVERNOR'S RECOMMENDED CORE</b>							
	PD	0.00	0	0	10,000	10,000	
	<b>Total</b>	<b>0.00</b>	<b>0</b>	<b>0</b>	<b>10,000</b>	<b>10,000</b>	



**DECISION ITEM DETAIL**

Budget Unit	FY 2015	FY 2015	FY 2016	FY 2016	FY 2017	FY 2017	FY 2017	FY 2017
Decision Item	ACTUAL	ACTUAL	BUDGET	BUDGET	DEPT REQ	DEPT REQ	GOV REC	GOV REC
Budget Object Class	DOLLAR	FTE	DOLLAR	FTE	DOLLAR	FTE	DOLLAR	FTE
<b>POLK COUNTY TRUST</b>								
<b>CORE</b>								
PROGRAM DISTRIBUTIONS	8,677	0.00	10,000	0.00	10,000	0.00	10,000	0.00
TOTAL - PD	8,677	0.00	10,000	0.00	10,000	0.00	10,000	0.00
<b>GRAND TOTAL</b>	<b>\$8,677</b>	<b>0.00</b>	<b>\$10,000</b>	<b>0.00</b>	<b>\$10,000</b>	<b>0.00</b>	<b>\$10,000</b>	<b>0.00</b>
GENERAL REVENUE	\$0	0.00	\$0	0.00	\$0	0.00	\$0	0.00
FEDERAL FUNDS	\$0	0.00	\$0	0.00	\$0	0.00	\$0	0.00
OTHER FUNDS	\$8,677	0.00	\$10,000	0.00	\$10,000	0.00	\$10,000	0.00

**PROGRAM DESCRIPTION**

**Department: Social Services**

**HB Section: 11.085**

**Program Name: Polk County Trust**

**Program is found in the following core budget(s): Polk County Trust**

**1. What does this program do?**

The Polk County and Bolivar Charitable Trust was established by David Delarue on September 2, 1986. The programs and eligibility are determined by a local board of community individuals, with emphasis on services to individuals to improve their life and to be of benefit to the community as a whole. The Trust is utilized for the benefit of the people of Polk County as determined by the donor of the Trust, David Delarue.

Funds are authorized by the board for the following purposes:

- Improve the quality of life for the Citizens of Polk County as determined by the board.
- Provide for community education projects.
- Meet the various needs of homeless, dependent or neglected children.
- Provide for emergency needs of families and children immediately, as such needs are identified.
- The board has the option, as stipulated in the Trust, to allow funds to accumulate for future use for the Citizens of Polk County.

**2. What is the authorization for this program, i.e., federal or state statute, etc.? (Include the federal program number, if applicable.)**

N/A

**3. Are there federal matching requirements? If yes, please explain.**

No.

**4. Is this a federally mandated program? If yes, please explain.**

No.

**PROGRAM DESCRIPTION**

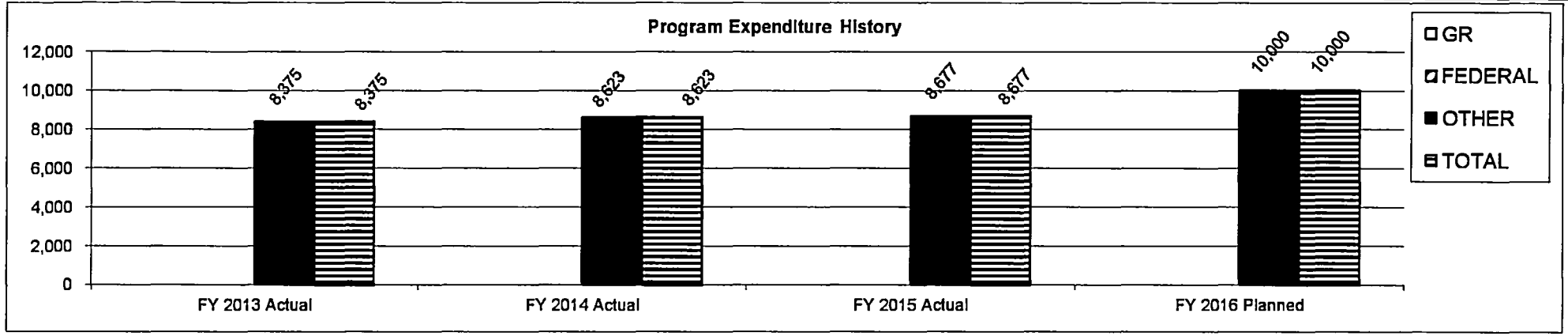
Department: Social Services

HB Section: 11.085

Program Name: Polk County Trust

Program is found in the following core budget(s): Polk County Trust

**5. Provide actual expenditures for the prior three fiscal years and planned expenditures for the current fiscal year.**



**6. What are the sources of the "Other" funds?**

Family Services Donations (0167)

**7a. Provide an effectiveness measure.**

N/A

**7b. Provide an efficiency measure.**

N/A

**7c. Provide the number of clients/individuals served, if applicable.**

N/A

**7d. Provide a customer satisfaction measure, if available.**

N/A



**DECISION ITEM SUMMARY**

Budget Unit	FY 2015	FY 2015	FY 2016	FY 2016	FY 2017	FY 2017	FY 2017	FY 2017
Decision Item	ACTUAL	ACTUAL	BUDGET	BUDGET	DEPT REQ	DEPT REQ	GOV REC	GOV REC
Budget Object Summary	DOLLAR	FTE	DOLLAR	FTE	DOLLAR	FTE	DOLLAR	FTE
Fund								
<b>FAMIS</b>								
<b>CORE</b>								
EXPENSE & EQUIPMENT								
GENERAL REVENUE	593,818	0.00	575,453	0.00	575,453	0.00	575,453	0.00
TEMP ASSIST NEEDY FAM FEDERAL	612,813	0.00	1,084,032	0.00	1,084,032	0.00	1,084,032	0.00
DEPT OF SOC SERV FEDERAL & OTH	638,339	0.00	138,339	0.00	138,339	0.00	138,339	0.00
TOTAL - EE	1,844,970	0.00	1,797,824	0.00	1,797,824	0.00	1,797,824	0.00
<b>TOTAL</b>	<b>1,844,970</b>	<b>0.00</b>	<b>1,797,824</b>	<b>0.00</b>	<b>1,797,824</b>	<b>0.00</b>	<b>1,797,824</b>	<b>0.00</b>
<b>GRAND TOTAL</b>	<b>\$1,844,970</b>	<b>0.00</b>	<b>\$1,797,824</b>	<b>0.00</b>	<b>\$1,797,824</b>	<b>0.00</b>	<b>\$1,797,824</b>	<b>0.00</b>

**CORE DECISION ITEM**

**Department: Social Services**  
**Division: Family Support**  
**Core: FAMIS**

**Budget Unit: 90028C**  
**HB Section: 11.090**

**1. CORE FINANCIAL SUMMARY**

	FY 2017 Budget Request			
	GR	Federal	Other	Total
PS				
EE	575,453	1,222,371		1,797,824
PSD				
TRF				
<b>Total</b>	<b>575,453</b>	<b>1,222,371</b>		<b>1,797,824</b>

FTE

<i>Est. Fringe</i>	0	0	0	0
--------------------	---	---	---	---

*Note: Fringes budgeted in House Bill 5 except for certain fringes budgeted directly to MoDOT, Highway Patrol, and Conservation.*

Other Funds:

	FY 2017 Governor's Recommendation			
	GR	Federal	Other	Total
PS				
EE	575,453	1,222,371		1,797,824
PSD				
TRF				
<b>Total</b>	<b>575,453</b>	<b>1,222,371</b>		<b>1,797,824</b>

FTE

0.00

<i>Est. Fringe</i>	0	0	0	0
--------------------	---	---	---	---

*Note: Fringes budgeted in House Bill 5 except for certain fringes budgeted directly to MoDOT, Highway Patrol, and Conservation.*

Other Funds:

**2. CORE DESCRIPTION**

This appropriation supports the Family Assistance Management Information System (FAMIS).

FAMIS is an integrated system for the Child Care, Food Stamp, Temporary Assistance, MO HealthNet and related programs. It allows multiple program applications to be entered with customers only required to provide their personal details once instead of multiple times when applying for more than one program. FAMIS captures the required information to make eligibility determinations dynamically based upon which programs the customer applied for. FAMIS generates notices to customers, tracks receipt of verification or if verification is still pending, tracks Medical Review Team (MRT) review due dates and takes automatic actions based upon information entered into the system by staff. FAMIS issues benefits to both customers and vendors.

**3. PROGRAM LISTING (list programs included in this core funding)**

FAMIS

**CORE DECISION ITEM**

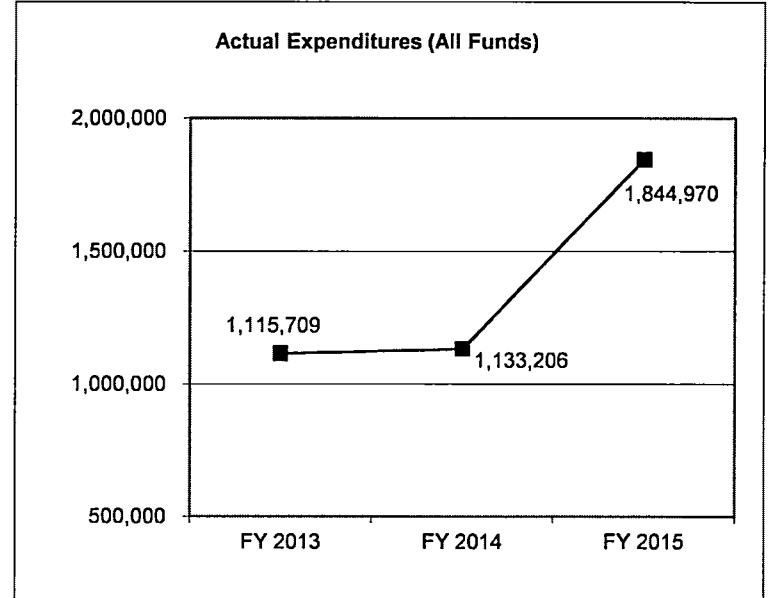
Department: Social Services  
 Division: Family Support  
 Core: FAMIS

Budget Unit: 90028C

HB Section: 11.090

**4. FINANCIAL HISTORY**

	FY 2013 Actual	FY 2014 Actual	FY 2015 Actual	FY 2016 Current Yr.
Appropriation (All Funds)	4,334,555	4,334,555	3,834,555	1,797,824
Less Reverted (All Funds)	(33,366)	(33,366)	(18,366)	N/A
Less Restricted (All Funds)	0	0	0	N/A
Budget Authority (All Funds)	4,301,189	4,301,189	3,816,189	N/A
Actual Expenditures (All Funds)	1,115,709	1,133,206	1,844,970	N/A
Unexpended (All Funds)	3,185,480	3,167,983	1,971,219	N/A
Unexpended, by Fund:				
General Revenue	0	0	0	N/A
Federal	3,185,480	3,167,983	1,971,219	N/A
Other	0	0	0	N/A
	(1)		(2)	(3)



Reverted includes the statutory three- percent reserve (when applicable).  
 Restricted includes any Governor's Expenditure Restriction (when applicable).

**NOTES:**

- (1) FY2013: There was a core reduction of \$2,708. \$762,719 was in federal reserves due to empty authority.
- (2) FY2015: There was a core reduction of \$500,000 to transition to the MEDES system.
- (3) FY2016: There was a core reduction of \$2,000,000 FF for excess authority. There was also a core reduction of \$36,731 GR.

**CORE RECONCILIATION DETAIL**

---

**DEPARTMENT OF SOCIAL SERVICES  
FAMIS**

**5. CORE RECONCILIATION DETAIL**

---

	<b>Budget Class</b>	<b>FTE</b>	<b>GR</b>	<b>Federal</b>	<b>Other</b>	<b>Total</b>	<b>Explanation</b>
<b>TAFP AFTER VETOES</b>	EE	0.00	575,453	1,222,371	0	1,797,824	
	<b>Total</b>	<b>0.00</b>	<b>575,453</b>	<b>1,222,371</b>	<b>0</b>	<b>1,797,824</b>	
<b>DEPARTMENT CORE REQUEST</b>	EE	0.00	575,453	1,222,371	0	1,797,824	
	<b>Total</b>	<b>0.00</b>	<b>575,453</b>	<b>1,222,371</b>	<b>0</b>	<b>1,797,824</b>	
<b>GOVERNOR'S RECOMMENDED CORE</b>	EE	0.00	575,453	1,222,371	0	1,797,824	
	<b>Total</b>	<b>0.00</b>	<b>575,453</b>	<b>1,222,371</b>	<b>0</b>	<b>1,797,824</b>	



**DECISION ITEM DETAIL**

Budget Unit	FY 2015	FY 2015	FY 2016	FY 2016	FY 2017	FY 2017	FY 2017	FY 2017
Decision Item	ACTUAL	ACTUAL	BUDGET	BUDGET	DEPT REQ	DEPT REQ	GOV REC	GOV REC
Budget Object Class	DOLLAR	FTE	DOLLAR	FTE	DOLLAR	FTE	DOLLAR	FTE
<b>FAMIS</b>								
<b>CORE</b>								
TRAVEL, IN-STATE	65,516	0.00	36,554	0.00	36,554	0.00	36,554	0.00
SUPPLIES	9,794	0.00	14,226	0.00	9,794	0.00	9,794	0.00
COMMUNICATION SERV & SUPP	14,758	0.00	14,740	0.00	14,758	0.00	14,758	0.00
PROFESSIONAL SERVICES	1,709,667	0.00	1,728,194	0.00	1,691,383	0.00	1,691,383	0.00
M&R SERVICES	1,515	0.00	312	0.00	1,515	0.00	1,515	0.00
OFFICE EQUIPMENT	504	0.00	203	0.00	504	0.00	504	0.00
OTHER EQUIPMENT	43,216	0.00	1,203	0.00	43,216	0.00	43,216	0.00
BUILDING LEASE PAYMENTS	0	0.00	2,392	0.00	100	0.00	100	0.00
<b>TOTAL - EE</b>	<b>1,844,970</b>	<b>0.00</b>	<b>1,797,824</b>	<b>0.00</b>	<b>1,797,824</b>	<b>0.00</b>	<b>1,797,824</b>	<b>0.00</b>
<b>GRAND TOTAL</b>	<b>\$1,844,970</b>	<b>0.00</b>	<b>\$1,797,824</b>	<b>0.00</b>	<b>\$1,797,824</b>	<b>0.00</b>	<b>\$1,797,824</b>	<b>0.00</b>
GENERAL REVENUE	\$593,818	0.00	\$575,453	0.00	\$575,453	0.00	\$575,453	0.00
FEDERAL FUNDS	\$1,251,152	0.00	\$1,222,371	0.00	\$1,222,371	0.00	\$1,222,371	0.00
OTHER FUNDS	\$0	0.00	\$0	0.00	\$0	0.00	\$0	0.00

**PROGRAM DESCRIPTION**

**Department: Social Services**

**HB Section: 11.090**

**Program Name: Family Assistance Management Information Systems (FAMIS)**

**Program is found in the following core budget(s): Family Assistance Management Information Systems (FAMIS)**

**1. What does this program do?**

The Family Assistance Management Information System (FAMIS) is an integrated system for the Child Care, Food Stamp, Temporary Assistance, Mo HealthNet and related programs. It allows multiple program applications to be entered with customers only required to provide their personal details once instead of multiple times when applying for more than one program. FAMIS captures the required information to make eligibility determinations dynamically based upon which programs the customer applied for. FAMIS generates notices to customers, tracks receipt of verification or if the verification is still pending, tracks Medical Review Team (MRT) review due dates and takes automatic actions based upon information entered into the system by staff. FAMIS issues benefits to both customers and vendors. The system reduces error rates, saves the state money and ensures public assistance recipients receive the correct benefit levels. FAMIS processes approximately 48,000 determinations per day or 12,000,000 eligibility determinations per year.

The FAMIS is a legacy system which will eventually be replaced by the Missouri Eligibility Determination and Enrollment System (MEDES). At this time, the Family MO HealthNet (MAGI) is the only program that is converted into MEDES. Therefore, FAMIS must remain fully functional for the remaining programs until they can be converted. To remain fully functional, FAMIS will require funding to address both state and federal law changes, to implement modifications to increase system efficiencies, to improve the quality of the services provided, to prevent fraud and abuse, to comply with audit findings and prevent future audit findings and to provide enhanced client services. Subject to federal approval, Food Stamps will be added next, followed by Temporary Assistance, Child Care and Mo HealthNet for the Aged, Blind and Disabled programs.

**2. What is the authorization for this program, i.e., federal or state statute, etc.? (Include the federal program number, if applicable.)**

Federal law: Title IV-A of the Social Security Act, Federal regulations: 45 CFR Part 95, 7 CFR Part 272 and 277

**3. Are there federal matching requirements? If yes, please explain.**

Yes. FAMIS has an approved cost allocation plan outlining financial participation of the state and federal partners.

**4. Is this a federally mandated program? If yes, please explain.**

Resources used to support federal mandated programs such as Food Stamps and MO HealthNet would be considered federally mandated.

**PROGRAM DESCRIPTION**

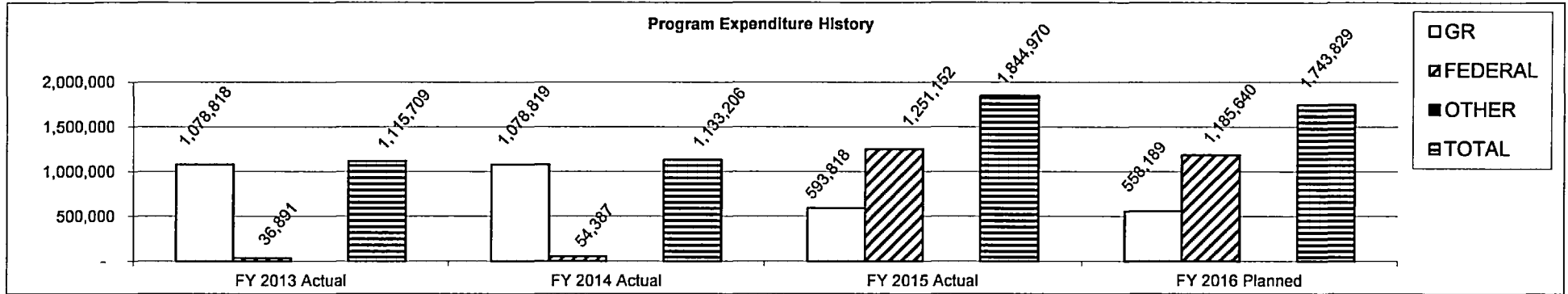
Department: Social Services

HB Section: 11.090

Program Name: Family Assistance Management Information Systems (FAMIS)

Program is found in the following core budget(s): Family Assistance Management Information Systems (FAMIS)

**5. Provide actual expenditures for the prior three fiscal years and planned expenditures for the current fiscal year.**

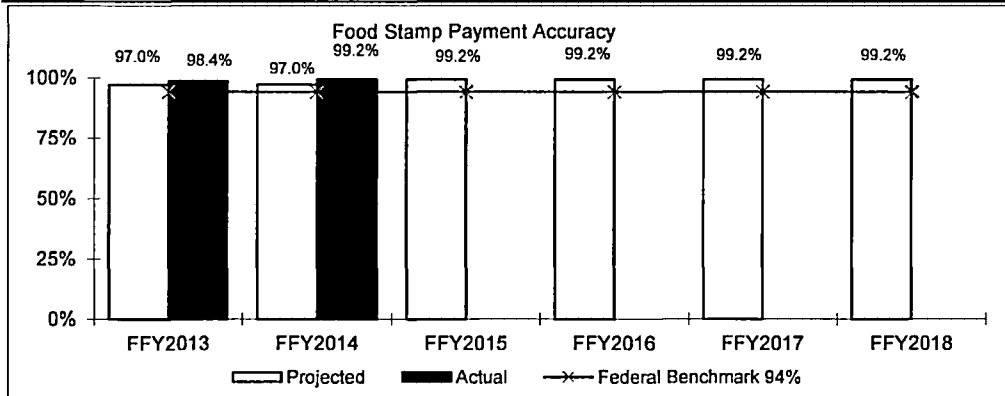


Planned FY 2016 expenditures are net of reverted and reserve.

**6. What are the sources of the "Other " funds?**

N/A

**7a. Provide an effectiveness measure.**



FFY15 Actual will be available June 2016.

**PROGRAM DESCRIPTION**

**Department: Social Services**

**HB Section: 11.090**

**Program Name: Family Assistance Management Information Systems (FAMIS)**

**Program is found in the following core budget(s): Family Assistance Management Information Systems (FAMIS)**

**7b. Provide an efficiency measure.**

N/A

**7c. Provide the number of clients/individuals served, if applicable.**

**Number of Individuals Who Had Eligibility Determined Through the  
FAMIS Automated System**

Year	Projected	Actual
SFY 13	1,875,000	1,882,686
SFY 14	1,875,000	1,590,883
SFY 15	1,590,883	1,755,977
SFY 16	1,263,872	
SFY 17	1,263,872	
SFY 18	875,163	

**7d. Provide a customer satisfaction measure, if available.**

N/A



**DECISION ITEM SUMMARY**

Budget Unit									
Decision Item	FY 2015	FY 2015	FY 2016	FY 2016	FY 2017	FY 2017	FY 2017	FY 2017	FY 2017
Budget Object Summary	ACTUAL	ACTUAL	BUDGET	BUDGET	DEPT REQ	DEPT REQ	GOV REC	GOV REC	GOV REC
Fund	DOLLAR	FTE	DOLLAR	FTE	DOLLAR	FTE	DOLLAR	FTE	FTE
<b>ELGBLTY &amp; ENRLLMNT SYS</b>									
<b>CORE</b>									
<b>EXPENSE &amp; EQUIPMENT</b>									
GENERAL REVENUE	4,218,805	0.00	7,566,986	0.00	7,566,986	0.00	7,566,986	0.00	0.00
DEPT OF SOC SERV FEDERAL & OTH	14,143,200	0.00	63,459,631	0.00	63,459,631	0.00	63,459,631	0.00	0.00
HEALTH INITIATIVES	0	0.00	1,000,000	0.00	1,000,000	0.00	1,000,000	0.00	0.00
TOTAL - EE	18,362,005	0.00	72,026,617	0.00	72,026,617	0.00	72,026,617	0.00	0.00
<b>TOTAL</b>	<b>18,362,005</b>	<b>0.00</b>	<b>72,026,617</b>	<b>0.00</b>	<b>72,026,617</b>	<b>0.00</b>	<b>72,026,617</b>	<b>0.00</b>	<b>0.00</b>
<b>GRAND TOTAL</b>	<b>\$18,362,005</b>	<b>0.00</b>	<b>\$72,026,617</b>	<b>0.00</b>	<b>\$72,026,617</b>	<b>0.00</b>	<b>\$72,026,617</b>	<b>0.00</b>	<b>0.00</b>

**CORE DECISION ITEM**

Department: Social Services  
 Division: Family Support  
 Core: Eligibility and Enrollment System

Budget Unit: 90029C  
 HB Section: 11.095

**1. CORE FINANCIAL SUMMARY**

	FY 2017 Budget Request			
	GR	Federal	Other	Total
PS				
EE	7,566,986	63,459,631	1,000,000	72,026,617
PSD				
TRF				
<b>Total</b>	<b>7,566,986</b>	<b>63,459,631</b>	<b>1,000,000</b>	<b>72,026,617</b>
<b>FTE</b>				<b>0.00</b>

	FY 2017 Governor's Recommendation			
	GR	Federal	Other	Total
PS				
EE	7,566,986	63,459,631	1,000,000	72,026,617
PSD				
TRF				
<b>Total</b>	<b>7,566,986</b>	<b>63,459,631</b>	<b>1,000,000</b>	<b>72,026,617</b>
<b>FTE</b>				<b>0.00</b>

<i>Est. Fringe</i>	0	0	0	0
--------------------	---	---	---	---

*Note: Fringes budgeted in House Bill 5 except for certain fringes budgeted directly to MoDOT, Highway Patrol, and Conservation.*

<i>Est. Fringe</i>	0	0	0	0
--------------------	---	---	---	---

*Note: Fringes budgeted in House Bill 5 except for certain fringes budgeted directly to MoDOT, Highway Patrol, and Conservation.*

Other Funds: Health Initiatives (0275)

Other Funds: Health Initiatives (0275)

**2. CORE DESCRIPTION**

The Missouri Eligibility Determination and Enrollment System (MEDES) project encompasses the design, development and implementation of a federally certified system for the MO HealthNet, Food Stamp, Temporary Assistance, Child Care Assistance, and Low Income Energy Assistance programs. DSS is also implementing an Enterprise Content Management (ECM) system for integrating document imaging of case records with the MEDES system. The MEDES and ECM will allow the Family Support Division to streamline workflows and business processes to improve program performance and efficiencies.

**3. PROGRAM LISTING (list programs included in this core funding)**

MEDES

**CORE DECISION ITEM**

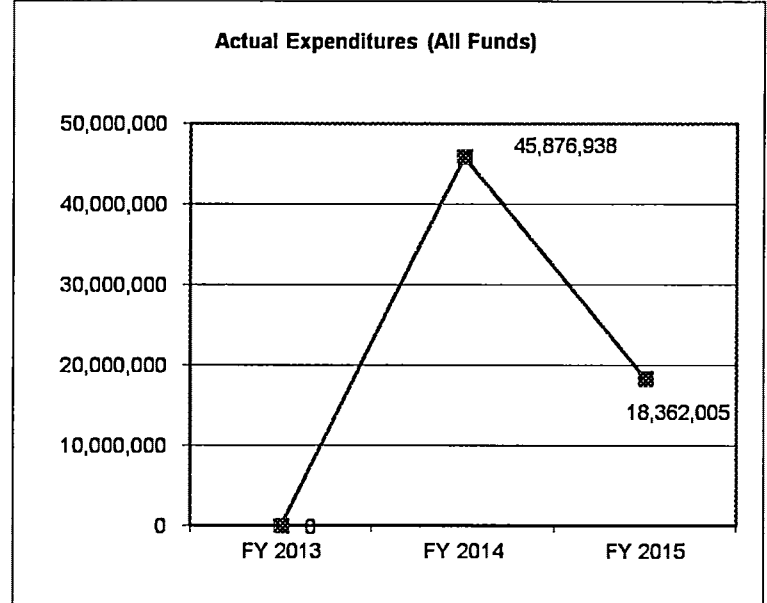
**Department: Social Services**  
**Division: Family Support**  
**Core: Eligibility and Enrollment System**

**Budget Unit: 90029C**

**HB Section: 11.095**

**4. FINANCIAL HISTORY**

	<b>FY 2013 Actual</b>	<b>FY 2014 Actual</b>	<b>FY 2015 Actual</b>	<b>FY 2016 Current Yr.</b>
Appropriation (All Funds)	0	68,925,440	72,509,616	72,026,617
Less Reverted (All Funds)	0	(245,983)	(271,499)	N/A
Less Restricted (All Funds)	0	0	0	N/A
Budget Authority (All Funds)	0	68,679,457	72,238,117	N/A
Actual Expenditures (All Funds)	0	45,876,938	18,362,005	N/A
Unexpended (All Funds)	0	22,802,519	53,876,112	N/A
Unexpended, by Fund:				
General Revenue	0	0	3,589,681	N/A
Federal	0	22,802,519	49,316,431	N/A
Other	0	0	970,000	N/A
			(1)	(2)



Reverted includes the statutory three- percent reserve (when applicable).  
 Restricted includes any Governor's Expenditure Restriction (when applicable).

**NOTES:**

(1) FY2015 - There was a transfer of funding of \$3.6 m (including fringe) from IM Field Operations PS for FSD's Technology Reinvestment.

(2) FY2016 - There was a core reduction of \$482,999 GR.



**CORE RECONCILIATION DETAIL**

**DEPARTMENT OF SOCIAL SERVICES  
ELGBLTY & ENRLLMNT SYS**

**5. CORE RECONCILIATION DETAIL**

	<b>Budget Class</b>	<b>FTE</b>	<b>GR</b>	<b>Federal</b>	<b>Other</b>	<b>Total</b>	<b>Explanation</b>
<b>TAFP AFTER VETOES</b>	EE	0.00	7,566,986	63,459,631	1,000,000	72,026,617	
	<b>Total</b>	<b>0.00</b>	<b>7,566,986</b>	<b>63,459,631</b>	<b>1,000,000</b>	<b>72,026,617</b>	
<b>DEPARTMENT CORE REQUEST</b>	EE	0.00	7,566,986	63,459,631	1,000,000	72,026,617	
	<b>Total</b>	<b>0.00</b>	<b>7,566,986</b>	<b>63,459,631</b>	<b>1,000,000</b>	<b>72,026,617</b>	
<b>GOVERNOR'S RECOMMENDED CORE</b>	EE	0.00	7,566,986	63,459,631	1,000,000	72,026,617	
	<b>Total</b>	<b>0.00</b>	<b>7,566,986</b>	<b>63,459,631</b>	<b>1,000,000</b>	<b>72,026,617</b>	

**DECISION ITEM DETAIL**

Budget Unit	FY 2015	FY 2015	FY 2016	FY 2016	FY 2017	FY 2017	FY 2017	FY 2017
Decision Item	ACTUAL	ACTUAL	BUDGET	BUDGET	DEPT REQ	DEPT REQ	GOV REC	GOV REC
Budget Object Class	DOLLAR	FTE	DOLLAR	FTE	DOLLAR	FTE	DOLLAR	FTE
<b>ELGBLTY &amp; ENRLLMNT SYS</b>								
<b>CORE</b>								
TRAVEL, IN-STATE	0	0.00	0	0.00	100,000	0.00	100,000	0.00
FUEL & UTILITIES	0	0.00	800	0.00	800	0.00	800	0.00
PROFESSIONAL SERVICES	14,949,690	0.00	64,792,699	0.00	68,513,502	0.00	68,513,502	0.00
M&R SERVICES	1,396,823	0.00	1,069,886	0.00	1,396,823	0.00	1,396,823	0.00
COMPUTER EQUIPMENT	1,843,045	0.00	6,092,267	0.00	1,843,045	0.00	1,843,045	0.00
OTHER EQUIPMENT	172,447	0.00	66,465	0.00	172,447	0.00	172,447	0.00
BUILDING LEASE PAYMENTS	0	0.00	4,500	0.00	0	0.00	0	0.00
<b>TOTAL - EE</b>	<b>18,362,005</b>	<b>0.00</b>	<b>72,026,617</b>	<b>0.00</b>	<b>72,026,617</b>	<b>0.00</b>	<b>72,026,617</b>	<b>0.00</b>
<b>GRAND TOTAL</b>	<b>\$18,362,005</b>	<b>0.00</b>	<b>\$72,026,617</b>	<b>0.00</b>	<b>\$72,026,617</b>	<b>0.00</b>	<b>\$72,026,617</b>	<b>0.00</b>
<b>GENERAL REVENUE</b>	<b>\$4,218,805</b>	<b>0.00</b>	<b>\$7,566,986</b>	<b>0.00</b>	<b>\$7,566,986</b>	<b>0.00</b>	<b>\$7,566,986</b>	<b>0.00</b>
<b>FEDERAL FUNDS</b>	<b>\$14,143,200</b>	<b>0.00</b>	<b>\$63,459,631</b>	<b>0.00</b>	<b>\$63,459,631</b>	<b>0.00</b>	<b>\$63,459,631</b>	<b>0.00</b>
<b>OTHER FUNDS</b>	<b>\$0</b>	<b>0.00</b>	<b>\$1,000,000</b>	<b>0.00</b>	<b>\$1,000,000</b>	<b>0.00</b>	<b>\$1,000,000</b>	<b>0.00</b>

## PROGRAM DESCRIPTION

**Department: Social Services**

**HB Section: 11.095**

**Program Name: Eligibility Enrollment System**

**Program is found in the following core budget(s): Eligibility Enrollment System**

### **1. What does this program do?**

The Missouri Eligibility Determination and Enrollment System (MEDES) project encompasses the design, development and implementation of a federally certified system for the MO HealthNet, Food Stamp, Temporary Assistance, Child Care Assistance, and Low Income Energy Assistance programs. Phase One of the MEDES Project has focused on MO HealthNet programs for families. It includes functionality for eligibility specialists to make determinations for programs based on the Modified Adjusted Gross Income (MAGI). Family MO HealthNet applicants can create web based user accounts and apply for benefits online through myDSS.mo.gov. Applications can also be processed by eligibility specialists through the Caseworker Portal. Inbound and outbound account transfers for the federally-facilitated marketplace have been automated. In 2015 the Department of Social Services continued development and improvements to the Missouri Eligibility Determination and Enrollment System (MEDES). Improvements have resulted in an increase in the number of applications processed, a reduction in the number of pending applications, and reductions in application processing time. The Department is poised to complete functionality related to family Medicaid programs in Calendar Year (CY) 2016. In addition, the DSS is implementing an Enterprise Content Management (ECM) system for integrating document imaging of case records with the MEDES system. The MEDES and ECM will allow the Family Support Division to streamline workflows and business processes to improve program performance and efficiencies. MEDES Project II will include the implementation of functionality for Food Stamps, Temporary Assistance, Low Income Home Energy Assistance Program (LIHEAP) and Child Care Programs. MEDES functionality will allow eligibility specialists to work these applications for these programs in a more specialized manner. An RFP for Project II is currently in development and is planned to be awarded in the 3rd quarter of CY 2016. MEDES Project III will include Non-MAGI/Adult Medicaid Programs for the elderly and disabled. An RFP will be developed for this project and is currently planned to be awarded during the 4th quarter of CY 2017.

FSD is seeking eligibility verification services to be proactive in the pursuit of determining eligibility, ensuring all possible sources for verification are utilized and requests for missing information are sent the same day. This will also provide FSD the data needed to pursue potential fraud and to ensure program integrity.

Conditional on federal approval to receive enhanced federal match on development costs, the DSS plans to continue adding additional programs.

### **2. What is the authorization for this program, i.e., federal or state statute, etc.? (Include the federal program number, if applicable.)**

Federal law: Title IV-A of the Social Security Act, Federal regulation: 45 CFR Part 95, 7 CFR Part 272 and 277

### **3. Are there federal matching requirements? If yes, please explain.**

Yes, there are various match rates depending on the activity/scope of the project. For example, implementation is reimbursed at 90% and maintenance and operations is reimbursed at 75%. There is an Advanced Planning Document filed with the Centers for Medicare & Medicaid Services (CMS) detailing allocation of funding for MEDES development which is required in order to receive reimbursement and requires regular updates throughout the development stages of the project.

**PROGRAM DESCRIPTION**

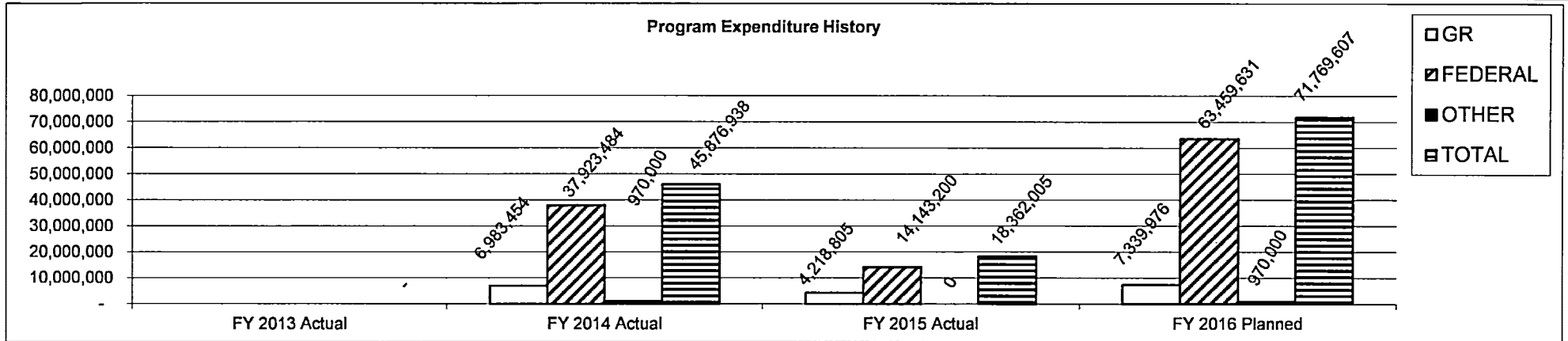
Department: Social Services  
 Program Name: Eligibility Enrollment System  
 Program is found in the following core budget(s): Eligibility Enrollment System

HB Section: 11.095

**4. Is this a federally mandated program? If yes, please explain.**

Resources used to support federally mandated programs such as Medicaid and Food Stamps would be considered federally mandated.

**5. Provide actual expenditures for the prior three fiscal years and planned expenditures for the current fiscal year.**



Planned FY 2016 expenditures are net of reverted and reserve.

**6. What are the sources of the "Other " funds?**

Health Initiatives (0275)

**PROGRAM DESCRIPTION**

**Department: Social Services**

**HB Section: 11.095**

**Program Name: Eligibility Enrollment System**

**Program is found in the following core budget(s): Eligibility Enrollment System**

**7a. Provide an effectiveness measure.**

Effectiveness during the design and implementation stages of MEDES can be measured by CMS certification and readiness reviews. Milestones can be measured by meeting functional milestones identified by CMS and agency priorities. These include:

October 1, 2013	Citizen web portal, ability to accept applications
December 31, 2013	Interfaces, MAGI calculation, forms, Caseworker Portal
September 2014	Implemented inbound/outbound Account Transfer for the FFM
September 2014	Began implementing integrated electronic document management (FileNet) into MEDES case management
September 15, 2015	Operational fixes and additional functionality to support MAGI processing
October 1, 2016	Begin implementation of Project Two
January 1, 2018	Begin implementation of Project Three

Effectiveness during the design and implementation stages of MEDES can be measured by the monthly average number of MAGI applications processed in MEDES during SFY2015 (first full year of operations) of 19,377.

**7b. Provide an efficiency measure.**

Efficiency during the design and implementation stages of MEDES can be measured by noting that pending applications decreased from a monthly average of 20,118 in SFY2014 to 11,891 in SFY2015. This average monthly decrease was largely due to MEDES processing efficiencies.

**7c. Provide the number of clients/individuals served, if applicable.**

When fully operational, MEDES will contain information for approximately 950,000 Medicaid participants; 850,000 Food Stamp participants; 75,000 Temporary Assistance participants; 160,000 LIHEAP participants; and 36,000 child care participants.

**7d. Provide a customer satisfaction measure, if available.**

N/A



**DECISION ITEM SUMMARY**

Budget Unit									
Decision Item	FY 2015	FY 2015	FY 2016	FY 2016	FY 2017	FY 2017	FY 2017	FY 2017	FY 2017
Budget Object Summary	ACTUAL	ACTUAL	BUDGET	BUDGET	DEPT REQ	DEPT REQ	GOV REC	GOV REC	GOV REC
Fund	DOLLAR	FTE	DOLLAR	FTE	DOLLAR	FTE	DOLLAR	FTE	DOLLAR
<b>COMMUNITY PARTNERSHIPS</b>									
<b>CORE</b>									
PERSONAL SERVICES									
GENERAL REVENUE	93,532	1.58	91,129	2.00	91,129	2.00	0	0.00	0.00
TOTAL - PS	93,532	1.58	91,129	2.00	91,129	2.00	0	0.00	0.00
EXPENSE & EQUIPMENT									
GENERAL REVENUE	0	0.00	0	0.00	0	0.00	139,956	0.00	0.00
TOTAL - EE	0	0.00	0	0.00	0	0.00	139,956	0.00	0.00
PROGRAM-SPECIFIC									
GENERAL REVENUE	507,286	0.00	492,372	0.00	492,372	0.00	492,372	0.00	0.00
TEMP ASSIST NEEDY FAM FEDERAL	4,039,092	0.00	4,201,624	0.00	4,201,624	0.00	4,201,624	0.00	0.00
DEPT OF SOC SERV FEDERAL & OTH	3,402,175	0.00	3,402,175	0.00	3,402,175	0.00	3,402,175	0.00	0.00
TOTAL - PD	7,948,553	0.00	8,096,171	0.00	8,096,171	0.00	8,096,171	0.00	0.00
<b>TOTAL</b>	<b>8,042,085</b>	<b>1.58</b>	<b>8,187,300</b>	<b>2.00</b>	<b>8,187,300</b>	<b>2.00</b>	<b>8,236,127</b>	<b>0.00</b>	<b>0.00</b>
<b>GRAND TOTAL</b>	<b>\$8,042,085</b>	<b>1.58</b>	<b>\$8,187,300</b>	<b>2.00</b>	<b>\$8,187,300</b>	<b>2.00</b>	<b>\$8,236,127</b>	<b>0.00</b>	<b>0.00</b>

**CORE DECISION ITEM**

**Department: Social Services**  
**Division: Family Support**  
**Core: Community Partnerships**

**Budget Unit: 90055C**  
**HB Section: 11.100**

**1. CORE FINANCIAL SUMMARY**

	FY 2017 Budget Request			
	GR	Federal	Other	Total
PS	91,129			91,129
EE				
PSD	492,372	7,603,799		8,096,171
TRF				
<b>Total</b>	<b>583,501</b>	<b>7,603,799</b>		<b>8,187,300</b>
FTE	2.00			2.00

	FY 2017 Governor's Recommendation			
	GR	Federal	Other	Total
PS				
EE	139,956			139,956
PSD	492,372	7,603,799		8,096,171
TRF				
<b>Total</b>	<b>632,328</b>	<b>7,603,799</b>		<b>8,236,127</b>
FTE	0.00			0.00

<i>Est. Fringe</i>	44,660	0	0	44,660
--------------------	--------	---	---	--------

*Note: Fringes budgeted in House Bill 5 except for certain fringes budgeted directly to MoDOT, Highway Patrol, and Conservation.*

<i>Est. Fringe</i>	0	0	0	0
--------------------	---	---	---	---

*Note: Fringes budgeted in House Bill 5 except for certain fringes budgeted directly to MoDOT, Highway Patrol, and Conservation.*

Other Funds:

**2. CORE DESCRIPTION**

This appropriation provides funding for the twenty Missouri Community Partnerships that partner with the Department to plan, develop, finance and monitor strategies designed to ensure the safety and health of individuals in their communities in addition to promoting school readiness and success.

**3. PROGRAM LISTING (list programs included in this core funding)**

Community Partnerships



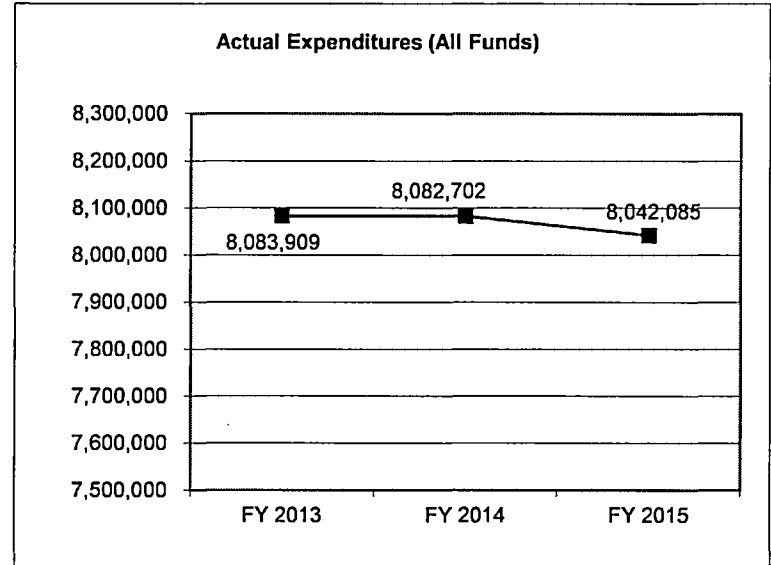
**CORE DECISION ITEM**

**Department: Social Services**  
**Division: Family Support**  
**Core: Community Partnerships**

**Budget Unit: 90055C**  
**HB Section: 11.100**

**4. FINANCIAL HISTORY**

	<b>FY 2013 Actual</b>	<b>FY 2014 Actual</b>	<b>FY 2015 Actual</b>	<b>FY 2016 Current Yr.</b>
Appropriation (All Funds)	8,102,508	8,103,085	8,104,025	8,187,300
Less Reverted (All Funds)	(18,561)	(18,579)	(18,607)	N/A
Budget Authority (All Funds)	8,083,947	8,084,506	8,085,418	N/A
Actual Expenditures (All Funds)	8,083,909	8,082,702	8,042,085	N/A
Unexpended (All Funds)	38	1,804	43,333	N/A
Unexpended, by Fund:				
General Revenue	38	1	801	N/A
Federal	0	1,803	42,532	N/A
Other	0	0	0	N/A
				<b>(1)</b>



Reverted includes the statutory three- percent reserve (when applicable).  
 Restricted includes any Governor's Expenditure Restriction (when applicable).

**NOTES:**

**(1) FY16 -** There was a core reduction of \$37,245 GR. There was an increase of \$120,000 FF for services in St. Louis.

**CORE RECONCILIATION DETAIL**

**DEPARTMENT OF SOCIAL SERVICES  
COMMUNITY PARTNERSHIPS**

**5. CORE RECONCILIATION DETAIL**

	<b>Budget Class</b>	<b>FTE</b>	<b>GR</b>	<b>Federal</b>	<b>Other</b>	<b>Total</b>	<b>Explanation</b>
<b>TAFP AFTER VETOES</b>							
	PS	2.00	91,129	0	0	91,129	
	PD	0.00	492,372	7,603,799	0	8,096,171	
	<b>Total</b>	<b>2.00</b>	<b>583,501</b>	<b>7,603,799</b>	<b>0</b>	<b>8,187,300</b>	
<b>DEPARTMENT CORE REQUEST</b>							
	PS	2.00	91,129	0	0	91,129	
	PD	0.00	492,372	7,603,799	0	8,096,171	
	<b>Total</b>	<b>2.00</b>	<b>583,501</b>	<b>7,603,799</b>	<b>0</b>	<b>8,187,300</b>	
<b>GOVERNOR'S ADDITIONAL CORE ADJUSTMENTS</b>							
Transfer In	1650 1571	EE	0.00	48,827	0	0	48,827 FACT Board admin privatization
Core Reduction	1650 5650	PS	(2.00)	0	0	0	0 FACT Board admin privatization
Core Reallocation	1650 5650	PS	0.00	(91,129)	0	0	(91,129) FACT Board admin privatization
Core Reallocation	1650 1571	EE	0.00	91,129	0	0	91,129 FACT Board admin privatization
	<b>NET GOVERNOR CHANGES</b>		<b>(2.00)</b>	<b>48,827</b>	<b>0</b>	<b>0</b>	<b>48,827</b>
<b>GOVERNOR'S RECOMMENDED CORE</b>							
	PS	0.00	0	0	0	0	
	EE	0.00	139,956	0	0	139,956	
	PD	0.00	492,372	7,603,799	0	8,096,171	
	<b>Total</b>	<b>0.00</b>	<b>632,328</b>	<b>7,603,799</b>	<b>0</b>	<b>8,236,127</b>	

**FLEXIBILITY REQUEST FORM**

<b>BUDGET UNIT NUMBER:</b> 90055C	<b>DEPARTMENT:</b> Social Services
<b>BUDGET UNIT NAME:</b> Community Partnerships	
<b>HOUSE BILL SECTION:</b> 11.100	<b>DIVISION:</b> Family Support Division

1. Provide the amount by fund of personal service flexibility and the amount by fund of expense and equipment flexibility you are requesting in dollar and percentage terms and explain why the flexibility is needed. If flexibility is being requested among divisions, provide the amount by fund of flexibility you are requesting in dollar and percentage terms and explain why the flexibility is needed.

**DEPARTMENT REQUEST**

Core	% Flex Requested	Flex Requested Amount
------	------------------	-----------------------

*Total Request*    \$10,306,000        10%        \$1,030,600

2. Estimate how much flexibility will be used for the budget year. How much flexibility was used in the Prior Year Budget and the Current Year Budget? Please specify the amount.

PRIOR YEAR ACTUAL AMOUNT OF FLEXIBILITY USED	CURRENT YEAR ESTIMATED AMOUNT OF FLEXIBILITY THAT WILL BE USED	BUDGET REQUEST ESTIMATED AMOUNT OF FLEXIBILITY THAT WILL BE USED
None.	H.B. 11 language allows for up to 10% flexibility between House Bill Sections 11.100, 11.110, 11.115, 11.120, 11.125 and 11.165.	10% flexibility is being requested for FY 17.

3. Please explain how flexibility was used in the prior and/or current years.

PRIOR YEAR EXPLAIN ACTUAL USE	CURRENT YEAR EXPLAIN PLANNED USE
None.	Flexibility allows continued service without disrupting or delaying benefits and allows the funding of TANF allowable initiatives.

**DECISION ITEM DETAIL**

Budget Unit	FY 2015	FY 2015	FY 2016	FY 2016	FY 2017	FY 2017	FY 2017	FY 2017
Decision Item	ACTUAL	ACTUAL	BUDGET	BUDGET	DEPT REQ	DEPT REQ	GOV REC	GOV REC
Budget Object Class	DOLLAR	FTE	DOLLAR	FTE	DOLLAR	FTE	DOLLAR	FTE
<b>COMMUNITY PARTNERSHIPS</b>								
<b>CORE</b>								
SPECIAL ASST PROFESSIONAL	70,827	1.00	64,711	1.00	64,711	1.00	0	0.00
SPECIAL ASST TECHNICIAN	22,508	0.57	26,418	1.00	26,418	1.00	0	0.00
SPECIAL ASST OFFICE & CLERICAL	197	0.01	0	0.00	0	0.00	0	0.00
<b>TOTAL - PS</b>	<b>93,532</b>	<b>1.58</b>	<b>91,129</b>	<b>2.00</b>	<b>91,129</b>	<b>2.00</b>	<b>0</b>	<b>0.00</b>
PROFESSIONAL SERVICES	0	0.00	0	0.00	0	0.00	139,956	0.00
<b>TOTAL - EE</b>	<b>0</b>	<b>0.00</b>	<b>0</b>	<b>0.00</b>	<b>0</b>	<b>0.00</b>	<b>139,956</b>	<b>0.00</b>
PROGRAM DISTRIBUTIONS	7,948,553	0.00	8,096,171	0.00	8,096,171	0.00	8,096,171	0.00
<b>TOTAL - PD</b>	<b>7,948,553</b>	<b>0.00</b>	<b>8,096,171</b>	<b>0.00</b>	<b>8,096,171</b>	<b>0.00</b>	<b>8,096,171</b>	<b>0.00</b>
<b>GRAND TOTAL</b>	<b>\$8,042,085</b>	<b>1.58</b>	<b>\$8,187,300</b>	<b>2.00</b>	<b>\$8,187,300</b>	<b>2.00</b>	<b>\$8,236,127</b>	<b>0.00</b>
GENERAL REVENUE	\$600,818	1.58	\$583,501	2.00	\$583,501	2.00	\$632,328	0.00
FEDERAL FUNDS	\$7,441,267	0.00	\$7,603,799	0.00	\$7,603,799	0.00	\$7,603,799	0.00
OTHER FUNDS	\$0	0.00	\$0	0.00	\$0	0.00	\$0	0.00

## PROGRAM DESCRIPTION

**Department: Social Services**

**HB Section: 11.100**

**Program Name: Community Partnerships**

**Program is found in the following core budget(s): Community Partnerships**

### 1. What does this program do?

The twenty Missouri Community Partnerships are decision-making entities, broadly representative of a county or multi-county area, that partners with the department and other state agencies to plan, develop, finance and monitor strategies to achieve specific Core Result areas.

The Core Result areas include, but are not limited to, the following:

- Children & Families Safe
- Children & Families Healthy
- Children Ready to Enter School
- Children & Youth Succeeding in School
- Youth Ready to Enter the Workforce & Become Productive Citizens
- Parents Working

Strategies used to meet these Core Result areas include:

- Actively involving communities in decisions which affect their well-being;
- Bringing services closer to where families live & children go to school;
- Using dollars more flexibly & effectively to meet the needs of families; and
- Being accountable for results

Community Partnerships design, implement and evaluate community strategies based on assessments. These entities also mobilize, leverage, and allocate resources for community-based services. Each Community Partnership responds to needs and issues that are specific to their particular community. They bring together other existing groups to work on filling the gaps in services without duplicating efforts.

Examples of the types of initiatives the Community Partnerships are involved in include:

- Partner with DSS to work on early childcare issues and work with daycare providers.
- Partner with DSS to provide Missouri Mentoring Programs.
- Partner work with the Missouri Re-Entry Project utilizing VISTA (Volunteers in Services to America) Volunteers. These volunteers offer a low-cost solution to staffing Re-Entry efforts.
- Partner with DSS to provide Independent Living Program services for youth transitioning from foster care.
- Partner with DSS and Department of Corrections on the Parenting from Prison Pilot.
- Partner with DYS on transitional services for youth moving back to their communities/homes after they have been with DYS. Some examples include providing basic needs such as clothing, toiletries, jobsite clothes, and school supplies. Other transitional services provided are monthly parent support group sessions and community mentors to help youth transition.
- Work on safety issues in their communities. Many are certified to inspect and install car seats. Some are working on drug and alcohol prevention campaigns.

**PROGRAM DESCRIPTION**

**Department: Social Services**

**HB Section: 11.100**

**Program Name: Community Partnerships**

**Program is found in the following core budget(s): Community Partnerships**

- Work on health and dental health strategies for the local communities. Several have been instrumental in getting Federally Qualified Healthcare Centers (FQHC) in their areas as well as dental clinics and mobile dental clinics. The Community Partnerships partner with local agencies to accomplish these goals.
- Work with local schools on a variety of issues such as increasing graduation rates and decreasing discipline problems. They provide after school programming, summer programs, teen parent mentoring and job readiness trainings.

Missouri's Community Partnership sites include: Buchanan County, Butler County, Cape Girardeau County, Dunklin County, Greene County, Jackson County, Jasper and Newton Counties, Jefferson County, Knox and Schuyler Counties, Marion County, Mississippi County, New Madrid County, Pemiscot County, Pettis County, Phelps County, Randolph County, Ripley County, St. Louis City and County, St. Francois County and Washington County. It should be noted that each Partnership's sphere of influence goes well beyond its county.

Administration of the Community Partnership program is being transferred to the Families and Communities Together (FACT) Board for oversight of the program.

**2. What is the authorization for this program, i.e., federal or state statute, etc.? (Include the federal program number, if applicable.)**

State Statute: HB 11.

**3. Are there federal matching requirements? If yes, please explain.**

State expenditures from this program are used as Maintenance of Effort (MOE) to earn the TANF block grant and the Social Services Block Grant.

**4. Is this a federally mandated program? If yes, please explain.**

No.

**PROGRAM DESCRIPTION**

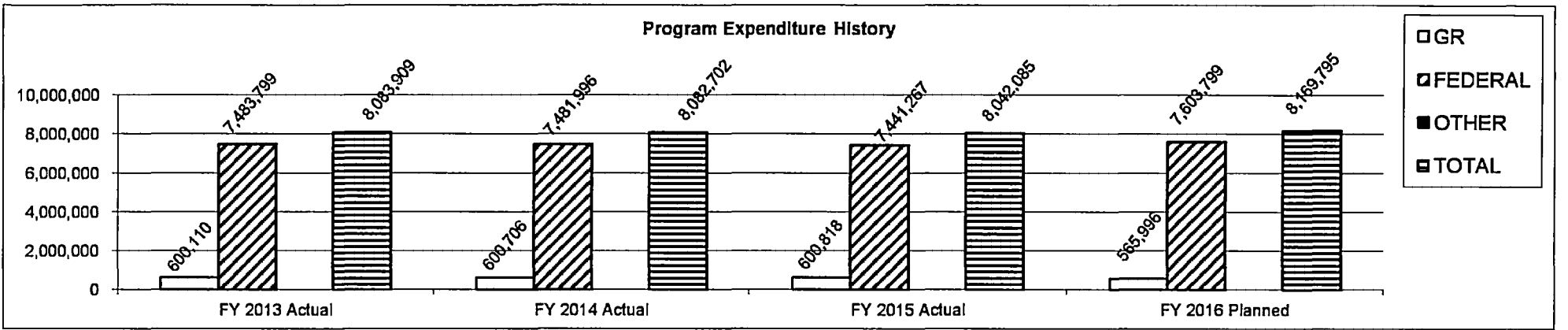
Department: Social Services

HB Section: 11.100

Program Name: Community Partnerships

Program is found in the following core budget(s): Community Partnerships

**5. Provide actual expenditures for the prior three fiscal years and planned expenditures for the current fiscal year.**



Planned FY 2016 expenditures are net of reverted and reserve.

**6. What are the sources of the "Other " funds?**

N/A

**7a. Provide an effectiveness measure.**

**Volunteer Service Hours**

Fiscal Year	Projected	Actual
FY 2013	*	300,235
FY 2014	*	301,926
FY 2015	*	291,552
FY 2016	298,000	
FY 2017	300,000	
FY 2018	302,000	

\* New measure, therefore no projections are available prior to FY 2016

**PROGRAM DESCRIPTION**

**Department: Social Services**

**HB Section: 11.100**

**Program Name: Community Partnerships**

**Program is found in the following core budget(s): Community Partnerships**

**7b. Provide an efficiency measure.**

**Ratio of Community Partnership Dollars Leveraged to DSS  
Community Partnership Funding**

Fiscal Year	Projected	Actual
FY 2013	\$9:\$1	\$8.52:\$1
FY 2014	\$9:\$1	\$8.54:\$1
FY 2015	\$9:\$1	\$8.08:\$1
FY 2016	\$8.50:1	
FY 2017	\$8.50:1	
FY 2018	\$8.50:1	

FY2015-For every \$1 received, Community Partnerships are able to leverage \$8.08 back into the community through in-kind donations, local investment dollars, participant fees, and other state and federal funding.

**7c. Provide the number of clients/individuals served, if applicable.**

**Participants Served**

Fiscal Year	Projected	Actual
FY 2013	*	598,075
FY 2014	*	534,126
FY 2015	*	656,281
FY 2016	660,000	
FY 2017	665,000	
FY 2018	668,000	

\* New measure, therefore no projections are available prior to FY 2016

**7d. Provide a customer satisfaction measure, if available.**

N/A



*Community Partnership Agencies*

<b>Area Resources for Community and Human Services (St. Louis City and County)</b> The Humboldt Building 539 N. Grand, 6 <sup>th</sup> Floor St. Louis, MO 63103 <b>Phone:</b> (314) 534-0022 <b>Fax:</b> (314) 534-0055 <b>Web Site:</b> <a href="http://www.stlarchs.org">http://www.stlarchs.org</a>	<b>FY16 Amount    \$1,584,864</b>
<hr/>	
<b><u>Butler County Community Resource Council</u></b> 644 Charles Street Poplar Bluff, MO 63901 <b>Phone:</b> (573) 776-7830 <b>Fax:</b> (573) 776-6130 <b>Web Site:</b> <a href="http://www.thecrc.org">http://www.thecrc.org</a>	<b>FY16 Amount    \$153,129</b>
<hr/>	
<b><u>Community Caring Council</u></b> <b>(Cape Girardeau County)</b> P.O. Box 552 Cape Girardeau, MO 63702-0552 <b>Phone:</b> (573) 651-3747 x101 <b>Fax:</b> (573) 651-3646	<b>FY16 Amount    \$247,039</b>
<hr/>	
<b><u>Community Partnership of the Ozarks</u></b> <b>(Greene County)</b> 330 N. Jefferson Avenue, 937 Broadway Springfield, MO 65806 <b>Phone:</b> (417) 888-2020 <b>Fax:</b> (417) 888-2322 <b>Web Site:</b> <a href="http://www.commpartnership.org">www.commpartnership.org</a>	<b>FY16 Amount    \$583,167</b>
<hr/>	
<b><u>Dunklin County Caring Council</u></b> 311 Kennett Street Kennett, MO 63857 <b>Phone:</b> (573) 717-1158 <b>Fax:</b> (573) 717-1825	<b>FY16 Amount    \$166,751</b>

**Families and Communities Together**

FY16 Amount \$131,375

**(Marion County)**

4 Melgrove Lane

Hannibal, MO 63401

**Phone:** (573) 221-2285**Fax:** (573) 221-1606**Web Site:** [www.factpartnership.com](http://www.factpartnership.com)**Jefferson County Community Partnership**

FY16 Amount \$283,569

3875 Plass Road

Festus, MO 63012

**Phone:** (636) 464-5144 x25**Fax:** (636) 464-2764**Local Investment Commission**

FY16 Amount \$1,911,420

**(Jackson County)**

3100 Broadway, Suite 1100

Kansas City, MO 64111-2513

**Phone:** (816) 889-5050**Fax:** (816) 889-5051**Web Site:** <http://www.kclinc.org>**Mississippi County Interagency Council**

FY16 Amount \$111,479

603 Garfield

East Prairie, MO 63845

**Phone:** (573) 683-7551**Fax:** (573) 683-7591**Web Site:** [www.mccaring.org](http://www.mccaring.org)**New Madrid County Human Resources Council**

FY16 Amount \$135,976

420 Virginia Ave.

New Madrid, MO 63869

**Phone:** (573) 748-2778 or (573) 748-2708**Fax:** (573) 748-2467**Web Site:** [www.nmcfamilyresourcecenter.com](http://www.nmcfamilyresourcecenter.com)

**Northeast Missouri Caring Communities** **FY16 Amount \$168,338**  
**(Knox and Schuyler Counties)**  
 PO Box 145  
 Edina, MO 63537  
**(Above is the mailing address for both)**  
**Fax:** 660.397.2403  
**Actual Location:** 105 E. Jackson, Lancaster, MO 63548  
**Phone:** (660) 457-3535 or (660) 457-3538  
**Fax:** (660) 457-3838

---

**Pemiscot County Initiative Network (PIN)** **FY16 Amount \$131,672**  
 711 West 3rd Street, PO Box 1114  
 Caruthersville, MO 63830  
**Phone:** (573) 333-5301 x222  
**Fax:** (573) 333-2160

---

**Pettis County Community Partnership** **FY16 Amount \$227,327**  
 1400 S. Limit Ste. 29  
 Sedalia, MO 65301  
**Phone:** (660) 827-0560  
**Fax:** (660) 827-0633

---

**The Partnership** **FY16 Amount \$129,075**  
**(Phelps County)**  
 1101 Hauck Drive  
 Rolla, MO 65401  
**Phone:** (573) 368-2849  
**Fax:** (573) 368-3911  
**Web Site:** <http://www.thecommunitypartnership.org>

---

**Randolph County Community Partnership** **FY16 Amount \$125,386**  
 421 East Logan  
 PO Box 653  
 Moberly, MO 65270  
**Phone:** (660) 263-7173  
**Fax:** (660) 263-7244

---

**Ripley County Caring Community Partnership** **FY16 Amount \$117,080**  
 209 W. Highway Street  
 Doniphan, MO 63935  
**Phone:** (573) 996-7980  
**Fax:** (573) 996-4662  
**Web Site:** [www.rcccp.org](http://www.rcccp.org)

<b><u>St. Francois County Community Partnership</u></b>	<b>FY16 Amount</b>	<b>\$125,873</b>
---	--------------------	------------------

200 W. First Street, Suite 182  
 Farmington, MO 63640  
**Phone:** (573) 760-0212 or (573) 431-3173  
**Fax:** (573) 431-0451  
**Web Site:** [www.sfccp.org](http://www.sfccp.org)

<b><u>St. Joseph Youth Alliance</u></b>	<b>FY16 Amount</b>	<b>\$288,463</b>
---	--------------------	------------------

**(Buchanan County)**  
 5223 Mitchell Avenue  
 St. Joseph, MO 64507  
**Phone:** (816) 232-0050  
**Fax:** (816) 390-8536

<b><u>The Alliance</u></b>	<b>FY16 Amount</b>	<b>\$350,952</b>
----------------------------	--------------------	------------------

**(Jasper and Newton Counties)**  
 10237 S. Main, Suite 7  
 Joplin, MO 64801  
**Phone:** (417) 782-9899  
**Fax:** (417) 782-4337  
**Web Site:** <http://www.theallianceofswmo.org>

<b><u>Washington County C2000 Partnership</u></b>	<b>FY16 Amount</b>	<b>\$125,241</b>
---	--------------------	------------------

212 E. Jefferson Street  
 Potosi, MO 63664  
**Phone:** (573) 438-8555  
**Fax:** (573) 438-9233  
**Web Site:** [www.wcpartnership.com](http://www.wcpartnership.com)

**Total Contracts: \$7,098,176**

**Note:** The contract amounts do not include Community Initiative contracts as they are subject to change during the fiscal year.



**DECISION ITEM SUMMARY**

Budget Unit	FY 2015	FY 2015	FY 2016	FY 2016	FY 2017	FY 2017	FY 2017	FY 2017
Decision Item	ACTUAL	ACTUAL	BUDGET	BUDGET	DEPT REQ	DEPT REQ	GOV REC	GOV REC
Budget Object Summary	DOLLAR	FTE	DOLLAR	FTE	DOLLAR	FTE	DOLLAR	FTE
Fund								
<b>MO MENTORING PARTNERSHIP</b>								
<b>CORE</b>								
PROGRAM-SPECIFIC								
GENERAL REVENUE	0	0.00	75,000	0.00	75,000	0.00	0	0.00
TEMP ASSIST NEEDY FAM FEDERAL	0	0.00	508,700	0.00	508,700	0.00	508,700	0.00
DEPT OF SOC SERV FEDERAL & OTH	719,199	0.00	935,000	0.00	935,000	0.00	935,000	0.00
TOTAL - PD	719,199	0.00	1,518,700	0.00	1,518,700	0.00	1,443,700	0.00
<b>TOTAL</b>	<b>719,199</b>	<b>0.00</b>	<b>1,518,700</b>	<b>0.00</b>	<b>1,518,700</b>	<b>0.00</b>	<b>1,443,700</b>	<b>0.00</b>
<b>GRAND TOTAL</b>	<b>\$719,199</b>	<b>0.00</b>	<b>\$1,518,700</b>	<b>0.00</b>	<b>\$1,518,700</b>	<b>0.00</b>	<b>\$1,443,700</b>	<b>0.00</b>

**CORE DECISION ITEM**

**Department: Social Services**  
**Division: Family Support**  
**Core: Missouri Mentoring Partnership**

**Budget Unit: 90056C**  
**HB Section: 11.100**

**1. CORE FINANCIAL SUMMARY**

	FY 2017 Budget Request			
	GR	Federal	Other	Total
PS				
EE				
PSD	75,000	1,443,700		1,518,700
TRF				
<b>Total</b>	<b>75,000</b>	<b>1,443,700</b>		<b>1,518,700</b>
<b>FTE</b>				<b>0.00</b>

	FY 2017 Governor's Recommendation			
	GR	Federal	Other	Total
PS				
EE				
PSD		1,443,700		1,443,700
TRF				
<b>Total</b>	<b>0</b>	<b>1,443,700</b>		<b>1,443,700</b>
<b>FTE</b>				<b>0.00</b>

<i>Est. Fringe</i>	0	0	0	0
<i>Note: Fringes budgeted in House Bill 5 except for certain fringes budgeted directly to MoDOT, Highway Patrol, and Conservation.</i>				

<i>Est. Fringe</i>	0	0	0	0
<i>Note: Fringes budgeted in House Bill 5 except for certain fringes budgeted directly to MoDOT, Highway Patrol, and Conservation.</i>				

Other Funds:

Other Funds:

**2. CORE DESCRIPTION**

The appropriation provides funding for a preventative intervention program to provide work site, teen parent mentoring support, and training for youth at risk of entering the welfare or justice system.

**3. PROGRAM LISTING (list programs included in this core funding)**

Missouri Mentoring Partnership

**CORE DECISION ITEM**

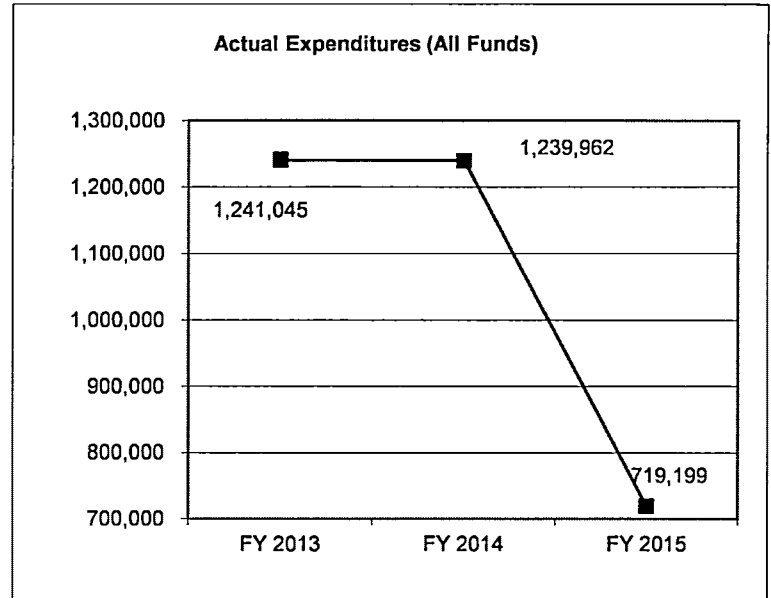
**Department: Social Services**  
**Division: Family Support**  
**Core: Missouri Mentoring Partnership**

**Budget Unit: 90056C**

**HB Section: 11.100**

**4. FINANCIAL HISTORY**

	<b>FY 2013 Actual</b>	<b>FY 2014 Actual</b>	<b>FY 2015 Actual</b>	<b>FY 2016 Current Yr.</b>
Appropriation (All Funds)	1,294,935	1,293,700	1,643,700	1,518,700
Less Reverted (All Funds)	(15,298)	(15,261)	0	N/A
Less Reverted (All Funds)	0	0	0	N/A
Budget Authority (All Funds)	1,279,637	1,278,439	1,643,700	N/A
Actual Expenditures (All Funds)	1,241,045	1,239,962	719,199	N/A
Unexpended (All Funds)	38,592	38,477	924,501	N/A
Unexpended, by Fund:				
General Revenue	0	0	708,700	N/A
Federal	38,592	38,477	215,801	N/A
Other	0	0	0	N/A
	<b>(1)</b>	<b>(2)</b>	<b>(3)</b>	<b>(4)</b>



Reverted includes the statutory three- percent reserve (when applicable).  
 Restricted includes any Governor's Expenditure Restriction (when applicable).

**NOTES:**

**(1)** FY2013 - Core reduction of \$65 GR.

**(2)** FY2014 - Core reduction of \$1,235 GR.

**(3)** FY2015 - Core reduction of \$508,700 GR to use TANF funds to replace core dollars (currently in TANF budget section). In FY16, \$508,700 in TANF funding was being transferred to this appropriation. Funding was put in restriction in FY15 in the amount of \$858,700.

**(4)** FY2016 - Core increase of \$75,000 GR for the St. Louis Mentoring Program. Core reduction of \$200,000 Federal Funds.



**CORE RECONCILIATION DETAIL**

**DEPARTMENT OF SOCIAL SERVICES  
MO MENTORING PARTNERSHIP**

**5. CORE RECONCILIATION DETAIL**

	<b>Budget Class</b>	<b>FTE</b>	<b>GR</b>	<b>Federal</b>	<b>Other</b>	<b>Total</b>	<b>Explanation</b>
<b>TAFP AFTER VETOES</b>							
	PD	0.00	75,000	1,443,700	0	1,518,700	
	<b>Total</b>	<b>0.00</b>	<b>75,000</b>	<b>1,443,700</b>	<b>0</b>	<b>1,518,700</b>	
<b>DEPARTMENT CORE REQUEST</b>							
	PD	0.00	75,000	1,443,700	0	1,518,700	
	<b>Total</b>	<b>0.00</b>	<b>75,000</b>	<b>1,443,700</b>	<b>0</b>	<b>1,518,700</b>	
<b>GOVERNOR'S ADDITIONAL CORE ADJUSTMENTS</b>							
Core Reduction	1752 5823	PD	0.00	(75,000)	0	0	(75,000) Core Reduction
<b>NET GOVERNOR CHANGES</b>			<b>0.00</b>	<b>(75,000)</b>	<b>0</b>	<b>0</b>	<b>(75,000)</b>
<b>GOVERNOR'S RECOMMENDED CORE</b>							
	PD	0.00	0	1,443,700	0	1,443,700	
	<b>Total</b>	<b>0.00</b>	<b>0</b>	<b>1,443,700</b>	<b>0</b>	<b>1,443,700</b>	

**DECISION ITEM DETAIL**

Budget Unit	FY 2015	FY 2015	FY 2016	FY 2016	FY 2017	FY 2017	FY 2017	FY 2017
Decision Item	ACTUAL	ACTUAL	BUDGET	BUDGET	DEPT REQ	DEPT REQ	GOV REC	GOV REC
Budget Object Class	DOLLAR	FTE	DOLLAR	FTE	DOLLAR	FTE	DOLLAR	FTE
<b>MO MENTORING PARTNERSHIP</b>								
<b>CORE</b>								
PROGRAM DISTRIBUTIONS	719,199	0.00	1,518,700	0.00	1,518,700	0.00	1,443,700	0.00
TOTAL - PD	719,199	0.00	1,518,700	0.00	1,518,700	0.00	1,443,700	0.00
<b>GRAND TOTAL</b>	<b>\$719,199</b>	<b>0.00</b>	<b>\$1,518,700</b>	<b>0.00</b>	<b>\$1,518,700</b>	<b>0.00</b>	<b>\$1,443,700</b>	<b>0.00</b>
GENERAL REVENUE	\$0	0.00	\$75,000	0.00	\$75,000	0.00	\$0	0.00
FEDERAL FUNDS	\$719,199	0.00	\$1,443,700	0.00	\$1,443,700	0.00	\$1,443,700	0.00
OTHER FUNDS	\$0	0.00	\$0	0.00	\$0	0.00	\$0	0.00

## PROGRAM DESCRIPTION

**Department:** Social Services

**Program Name:** Missouri Mentoring Partnership

**Program is found in the following core budget(s):** Missouri Mentoring Partnership

**1. What does this program do?**

The Missouri Mentoring program provides for intervention programs offering work and teen parent mentoring to youth at risk of entering the welfare system or the justice system. Sites have job-site and teen parenting components serving youth primarily between 16 and 21 years of age. There are mentoring sites in St. Louis, Cape Girardeau, Boone, Phelps, Greene, Buchanan, Pemiscot, New Madrid and Butler counties. Youth from Ripley, Bollinger, Scott and Mississippi counties are also served in this program. Community partnerships administer and manage these initiatives except in St. Louis and Springfield where the Family Resource Center, Inc. and Missouri State University respectively are the contracting entities.

**2. What is the authorization for this program, i.e., federal or state statute, etc.? (Include the federal program number, if applicable.)**

House Bill 11.100.

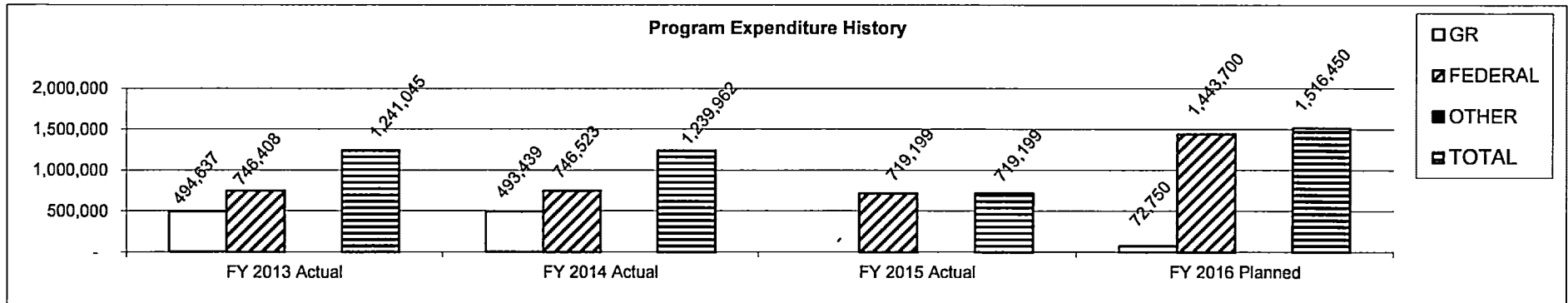
**3. Are there federal matching requirements? If yes, please explain.**

Expenditures are paid with funding from the IV-B Grant (Family Preservation and Support Services), which has a 20% match requirement. The requirement is met by expenditures from other appropriations.

**4. Is this a federally mandated program? If yes, please explain.**

No.

**5. Provide actual expenditures for the prior three fiscal years and planned expenditures for the current fiscal year.**



Planned FY 2016 expenditures are net of reverted and reserve.

**PROGRAM DESCRIPTION**

Department: Social Services

Program Name: Missouri Mentoring Partnership

Program is found in the following core budget(s): Missouri Mentoring Partnership

**6. What are the sources of the "Other " funds?**

N/A

**7a. Provide an effectiveness measure.**

**Participants Achieved 180 Days of Employment as a % of Youth In Mentored Employment**

Year	Projected % of Achievement	Actual % of Achievement
SFY13	15.00%	10.40%
SFY14	12.00%	32.60%
SFY15	15.00%	14.00%
SFY16	15.00%	
SFY17	15.00%	
SFY18	15.00%	

**Repeat Pregnancies as a % of Participating Parents**

Year	Projected % of Repeat Pregnancies	Actual % of Repeat Pregnancies
SFY13	5.00%	0.06%
SFY14	2.00%	0.11%
SFY15	2.00%	0.04%
SFY16	0.50%	
SFY17	0.50%	
SFY18	0.50%	

**7b. Provide an efficiency measure.**

**Youth in Mentored Employment as a % of Participating Youth**

Year	Projected % of Youth in Mentored Employment	Actual % of Youth in Mentored Employment
SFY13	30.00%	27.30%
SFY14	30.00%	28.40%
SFY15	30.00%	25.00%
SFY16	28.00%	
SFY17	28.00%	
SFY18	28.00%	

**Percent of Participants' Children with Current Immunizations**

Year	Projected % of Children	Actual % of Children
SFY13	95.00%	80.30%
SFY14	92.00%	80.80%
SFY15	85.00%	83.00%
SFY16	85.00%	
SFY17	85.00%	
SFY18	85.00%	

**PROGRAM DESCRIPTION**

**Department: Social Services**

**Program Name: Missouri Mentoring Partnership**

**Program is found in the following core budget(s): Missouri Mentoring Partnership**

**7c. Provide the number of clients/individuals served, if applicable.**

**Youth Served Through Missouri Mentoring**

Year	Projected Number of Youth Served	Actual Number of Youth Served
SFY13	700	759
SFY14	700	746
SFY15	750	768
SFY16	770	
SFY17	770	
SFY18	770	

**7d. Provide a customer satisfaction measure, if available.**

N/A

**Missouri Mentoring Agencies****Butler County Community Resource Council**

**Contact:** Karen Crook, Executive Director  
644 Charles Street  
Poplar Bluff, MO 63901  
**Phone:** (573) 776-7830

**FFY16 MMP Amount: \$124,715****Community Caring Council****(Cape Girardeau County)**

**Contact:** Tom Davisson, Executive Director  
P.O. Box 552  
Cape Girardeau, MO 63702-0552  
**Phone:** (573) 651-3747 x101

**FFY16 MMP Amount: \$128,378****New Madrid County Human Resources Council**

**Contact:** Tonya Vannasdall, Executive Director  
420 Virginia Ave.  
New Madrid, MO 63869  
**Phone:** (573) 748-2778 or (573) 748-2708

**FFY16 MMP Amount: \$80,000****Pemiscot County Initiative Network (PIN)**

**Contact:** David Fullhart, Director  
711 West 3rd Street, PO Box 1114  
Caruthersville, MO 63830  
**Phone:** (573) 333-5301 x222

**FFY16 MMP Amount: \$84,245****The Partnership****(Phelps County)**

**Contact:** Jean Darnell, Executive Director  
1101 Hauck Drive  
Rolla, MO 65401  
**Phone:** (573) 368-2849

**FFY16 MMP Amount: \$165,245**

**Randolph County Community Partnership**  
**(Serving Boone County)**

**Contact:** Brian Williams, Executive Director  
421 East Logan  
PO Box 653  
Moberly, MO 65270  
**Phone:** (660) 263-7173

**FFY16 MMP Amount: \$101,031**

**St. Joseph Youth Alliance**  
**(Buchanan County)**

**Contact:** Robin Hammond, Director  
5223 Mitchell Avenue  
St. Joseph, MO 64507  
**Phone:** (816) 232-0050

**FFY16 MMP Amount: \$119,590**

**Family Resource Center**

**Contact:** Greg Echele, Executive Director  
3309 South Kingshighway Blvd.  
St. Louis, MO 63139  
**Phone:** (314)534-9350

**FFY16 MMP Amount: \$332,587**

**Missouri State University**

**Contact:** Marina Zordell-Reed  
901 S. National  
Springfield, MO 65897  
**Phone:** (417) 836-5972

**FFY16 MMP Amount: \$131,768**

**Total MO Mentoring Contracts: \$1,267,559**

**Note:** The contract amounts do not include administrative cost such as technical assistance, meetings, training, and travel.





**DECISION ITEM SUMMARY**

Budget Unit	FY 2015	FY 2015	FY 2016	FY 2016	FY 2017	FY 2017	FY 2017	FY 2017
Decision Item	ACTUAL	ACTUAL	BUDGET	BUDGET	DEPT REQ	DEPT REQ	GOV REC	GOV REC
Budget Object Summary	DOLLAR	FTE	DOLLAR	FTE	DOLLAR	FTE	DOLLAR	FTE
Fund								
<b>ADOLESCENT PROGRAM</b>								
<b>CORE</b>								
PROGRAM-SPECIFIC								
TEMP ASSIST NEEDY FAM FEDERAL	300,000	0.00	600,000	0.00	600,000	0.00	600,000	0.00
TOTAL - PD	300,000	0.00	600,000	0.00	600,000	0.00	600,000	0.00
<b>TOTAL</b>	<b>300,000</b>	<b>0.00</b>	<b>600,000</b>	<b>0.00</b>	<b>600,000</b>	<b>0.00</b>	<b>600,000</b>	<b>0.00</b>
<b>GRAND TOTAL</b>	<b>\$300,000</b>	<b>0.00</b>	<b>\$600,000</b>	<b>0.00</b>	<b>\$600,000</b>	<b>0.00</b>	<b>\$600,000</b>	<b>0.00</b>

**CORE DECISION ITEM**

Department: Social Services  
 Division: Family Support  
 Core: Adolescent Program

Budget Unit: 90059C  
 HB Section: 11.100

**1. CORE FINANCIAL SUMMARY**

	FY 2017 Budget Request			
	GR	Federal	Other	Total
PS				
EE				
PSD		600,000		600,000
TRF				
<b>Total</b>		<b>600,000</b>		<b>600,000</b>
<b>FTE</b>				<b>0.00</b>

	FY 2017 Governor's Recommendation			
	GR	Federal	Other	Total
PS				
EE				
PSD		600,000		600,000
TRF				
<b>Total</b>		<b>600,000</b>		<b>600,000</b>
<b>FTE</b>				<b>0.00</b>

<b>Est. Fringe</b>	0	0	0	0
--------------------	---	---	---	---

*Note: Fringes budgeted in House Bill 5 except for certain fringes budgeted directly to MoDOT, Highway Patrol, and Conservation.*

<b>Est. Fringe</b>	0	0	0	0
--------------------	---	---	---	---

*Note: Fringes budgeted in House Bill 5 except for certain fringes budgeted directly to MoDOT, Highway Patrol, and Conservation.*

Other Funds:

Other Funds:

**2. CORE DESCRIPTION**

This appropriation funds the Adolescent Boys and Girls Mentoring Program to prevent and reduce the incidence of out-of-wedlock pregnancies and encourage the formation and maintenance of two-parent families. Prior to FY15, this program funded a boys mentoring program only. In FY15, funding was added to include an adolescent girls program.

**3. PROGRAM LISTING (list programs included in this core funding)**

Adolescent Boys Program  
 Adolescent Girls Program

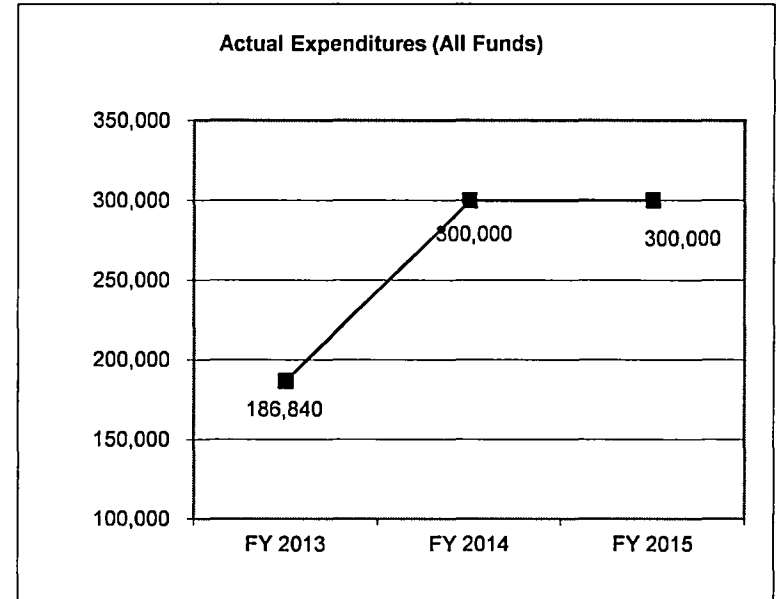
**CORE DECISION ITEM**

**Department: Social Services**  
**Division: Family Support**  
**Core: Adolescent Program**

**Bu: 90059C**  
**HB 11.100**

**4. FINANCIAL HISTORY**

	<b>FY 2013 Actual</b>	<b>FY 2014 Actual</b>	<b>FY 2015 Actual</b>	<b>FY 2016 Current Yr.</b>
Appropriation (All Funds)	195,840	300,000	600,000	600,000
Less Reverted (All Funds)	0	0	0	N/A
Less Restricted (All Funds)	0	0	0	N/A
Budget Authority (All Funds)	195,840	300,000	600,000	N/A
Actual Expenditures (All Funds)	186,840	300,000	300,000	N/A
Unexpended (All Funds)	9,000	0	300,000	N/A
Unexpended, by Fund:				
General Revenue	0	0	0	N/A
Federal	9,000	0	300,000	N/A
Other	0	0	0	N/A
		<b>(1)</b>	<b>(2)</b>	



Reverted includes the statutory three- percent reserve (when applicable).  
 Restricted includes any Governor's Expenditure Restriction (when applicable).

**NOTES:**

**(1)** FY2014- Core increase of \$104,160.

**(2)** FY2015- Core increase of \$300,000 for Adolescent Girls Program. The contract for Adolescent Girls was awarded May 21, 2015, therefore any expenditures for FY 15 were not paid until FY 16.

**CORE RECONCILIATION DETAIL**

---

**DEPARTMENT OF SOCIAL SERVICES  
ADOLESCENT PROGRAM**

**5. CORE RECONCILIATION DETAIL**

---

	<b>Budget Class</b>	<b>FTE</b>	<b>GR</b>	<b>Federal</b>	<b>Other</b>	<b>Total</b>	<b>Explanation</b>
<b>TAFP AFTER VETOES</b>	PD	0.00	0	600,000	0	600,000	
	<b>Total</b>	<b>0.00</b>	<b>0</b>	<b>600,000</b>	<b>0</b>	<b>600,000</b>	
<b>DEPARTMENT CORE REQUEST</b>	PD	0.00	0	600,000	0	600,000	
	<b>Total</b>	<b>0.00</b>	<b>0</b>	<b>600,000</b>	<b>0</b>	<b>600,000</b>	
<b>GOVERNOR'S RECOMMENDED CORE</b>	PD	0.00	0	600,000	0	600,000	
	<b>Total</b>	<b>0.00</b>	<b>0</b>	<b>600,000</b>	<b>0</b>	<b>600,000</b>	

**DECISION ITEM DETAIL**

Budget Unit	FY 2015	FY 2015	FY 2016	FY 2016	FY 2017	FY 2017	FY 2017	FY 2017
Decision Item	ACTUAL	ACTUAL	BUDGET	BUDGET	DEPT REQ	DEPT REQ	GOV REC	GOV REC
Budget Object Class	DOLLAR	FTE	DOLLAR	FTE	DOLLAR	FTE	DOLLAR	FTE
<b>ADOLESCENT PROGRAM</b>								
<b>CORE</b>								
PROGRAM DISTRIBUTIONS	300,000	0.00	600,000	0.00	600,000	0.00	600,000	0.00
TOTAL - PD	300,000	0.00	600,000	0.00	600,000	0.00	600,000	0.00
<b>GRAND TOTAL</b>	<b>\$300,000</b>	<b>0.00</b>	<b>\$600,000</b>	<b>0.00</b>	<b>\$600,000</b>	<b>0.00</b>	<b>\$600,000</b>	<b>0.00</b>
GENERAL REVENUE	\$0	0.00	\$0	0.00	\$0	0.00	\$0	0.00
FEDERAL FUNDS	\$300,000	0.00	\$600,000	0.00	\$600,000	0.00	\$600,000	0.00
OTHER FUNDS	\$0	0.00	\$0	0.00	\$0	0.00	\$0	0.00

## PROGRAM DESCRIPTION

**Department: Social Services**

**Program Name: Adolescent Program**

**Program is found in the following core budget(s): Adolescent Program**

### 1. What does this program do?

#### Adolescent Boys Program

The 1996 federal legislation allows states to spend federal Temporary Assistance to Needy Families (TANF) dollars in any manner that is reasonably calculated to accomplish the statutory purpose of preventing and reducing the incidence of out-of-wedlock pregnancies. Boys ages 11 - 14 face a vulnerable time in their lives when society is providing them with many conflicting and confusing messages about adulthood and responsibility for their actions. Because this is a critical and transitional time in their adolescence, boys are encouraged to adopt the values that will give them a positive head start to adulthood. These adolescent boys are more likely than girls to demonstrate unique difficulties in meeting the challenges of adolescence by having discipline problems in school, committing suicide, belonging to gangs, committing violent crimes, ending up in jail, engaging in binge drinking or becoming alcoholics and engaging in promiscuous behavior.

The Adolescent Boys Program reviews factors that put some youth at risk for teen pregnancy. To enhance the chances of success, planned interventions funded by TANF funds address the risk and/or protective factors contributing to teen pregnancy. Upon completion of the Adolescent Boys Program, these youth should have a better understanding and coping skills to deal with the physical changes occurring within their bodies, have respect for authority, friends and members of the opposite sex. They should have a greater appreciation of their freedom. The youth should have a better understanding of the importance of taking responsibility for the decisions that they make as it relates to planning for the future and how to deal with peer pressure. How they handle these challenges will determine the degree to which they become responsible, productive young adults.

#### Adolescent Girls Program

In FY15, funding was added to this core to include an Adolescent Girls Program. The contract for Adolescent Girls was awarded May 21, 2015. In Missouri, the Adolescent Girls Program targets young women and girls, ages 11-14, who are not yet mothers. The Adolescent Girls Program helps these adolescents to understand healthy relationships, respect for individuals in their lives and the responsibility that motherhood brings. Such programs builds self-esteem in girls through positive outlets with the result of delaying sexual involvement. Connecting these adolescents to a positive, supportive, caring role model helps improve the likelihood that such behaviors will be improved and the lives of these adolescents can be positively affected.

### 2. What is the authorization for this program, i.e., federal or state statute, etc.? (Include the federal program number, if applicable.)

Section 260.31 Preamble Discussion at 64 FR 17754-63; P.L. 104-193 known as PRWORA of 1996.

### 3. Are there federal matching requirements? If yes, please explain.

Yes. There is a state MOE (Maintenance of Effort) required to earn the TANF block grant that pays for this program.

### 4. Is this a federally mandated program? If yes, please explain.

No.

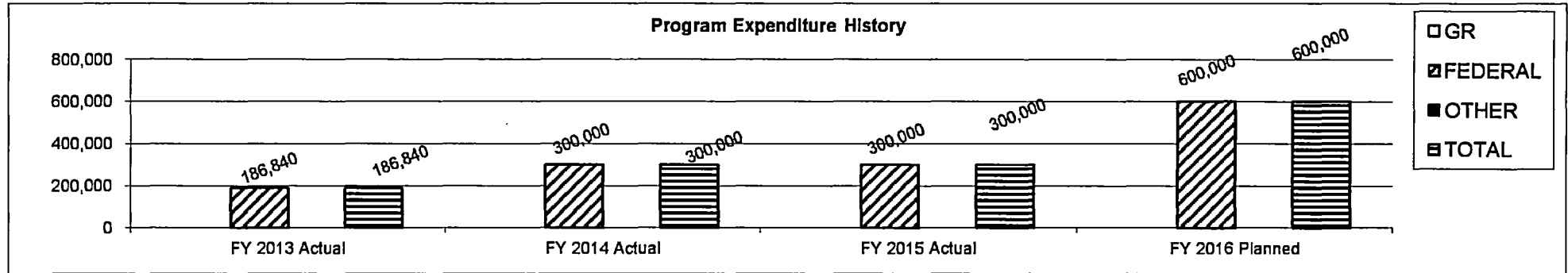
**PROGRAM DESCRIPTION**

Department: Social Services

Program Name: Adolescent Program

Program is found in the following core budget(s): Adolescent Program

**5. Provide actual expenditures for the prior three fiscal years and planned expenditures for the current fiscal year.**



**6. What are the sources of the "Other " funds?**

N/A

**7a. Provide an effectiveness measure.**

Year	Number of Volunteers	Number Completed Program	Number of out-of-wedlock Pregnancies
FY13	77	449	0
FY14	92	651	0
FY15	141	655	0
*FY16 projected	160	800	0

\*If available funds decrease, projections will decrease in proportion to available funding.

**7b. Provide an efficiency measure.**

N/A

**7c. Provide the number of clients/individuals served, if applicable.**

A total of 655 youth were served in FY15.

**7d. Provide a customer satisfaction measure, if available.**

N/A





**DECISION ITEM SUMMARY**

Budget Unit	FY 2015	FY 2015	FY 2016	FY 2016	FY 2017	FY 2017	FY 2017	FY 2017
Decision Item	ACTUAL	ACTUAL	BUDGET	BUDGET	DEPT REQ	DEPT REQ	GOV REC	GOV REC
Budget Object Summary	DOLLAR	FTE	DOLLAR	FTE	DOLLAR	FTE	DOLLAR	FTE
Fund								
<b>FOOD NUTRITION &amp; EMPLOYMNT TRNG</b>								
<b>CORE</b>								
<b>EXPENSE &amp; EQUIPMENT</b>								
DEPT OF SOC SERV FEDERAL & OTH	9,982,713	0.00	12,831,261	0.00	12,831,261	0.00	12,831,261	0.00
TOTAL - EE	9,982,713	0.00	12,831,261	0.00	12,831,261	0.00	12,831,261	0.00
<b>PROGRAM-SPECIFIC</b>								
DEPT OF SOC SERV FEDERAL & OTH	150	0.00	150,000	0.00	150,000	0.00	150,000	0.00
TOTAL - PD	150	0.00	150,000	0.00	150,000	0.00	150,000	0.00
<b>TOTAL</b>	<b>9,982,863</b>	<b>0.00</b>	<b>12,981,261</b>	<b>0.00</b>	<b>12,981,261</b>	<b>0.00</b>	<b>12,981,261</b>	<b>0.00</b>
<b>GRAND TOTAL</b>	<b>\$9,982,863</b>	<b>0.00</b>	<b>\$12,981,261</b>	<b>0.00</b>	<b>\$12,981,261</b>	<b>0.00</b>	<b>\$12,981,261</b>	<b>0.00</b>

**CORE DECISION ITEM**

**Department: Social Services**  
**Division: Family Support**  
**Core: Food Nutrition & Employment Training**

**Budget Unit: 90057C**  
**HB Section: 11.105**

**1. CORE FINANCIAL SUMMARY**

FY 2017 Budget Request				FY 2017 Governor's Recommendation					
	GR	Federal	Other	Total		GR	Federal	Other	Total
PS					PS				
EE		12,831,261		12,831,261	EE		12,831,261		12,831,261
PSD		150,000		150,000	PSD		150,000		150,000
TRF					TRF				
<b>Total</b>		<b>12,981,261</b>		<b>12,981,261</b>	<b>Total</b>		<b>12,981,261</b>		<b>12,981,261</b>
<b>FTE</b>				<b>0.00</b>	<b>FTE</b>				<b>0.00</b>

<b>Est. Fringe</b>	0	0	0	0
--------------------	---	---	---	---

*Note: Fringes budgeted in House Bill 5 except for certain fringes budgeted directly to MoDOT, Highway Patrol, and Conservation.*

<b>Est. Fringe</b>	0	0	0	0
--------------------	---	---	---	---

*Note: Fringes budgeted in House Bill 5 except for certain fringes budgeted directly to MoDOT, Highway Patrol, and Conservation.*

Other Funds:

Other Funds:

**2. CORE DESCRIPTION**

This appropriation funds the Food Nutrition Program (FNP) which is known nationally as Supplemental Nutrition Assistance Program Education (SNAP-Ed). This program provides information on nutrition, physical activity, food safety and food budgeting education to Food Stamp eligible individuals, especially women; people with children in the home; at risk, pregnant, and parenting teens; youth; and seniors. The goal of the program is to help participants make behavior changes to achieve lifelong health and fitness, and to reduce obesity. In FY16, the FNP is continuing to focus on improving the policies, systems and environments that impact Food Stamp participants and their communities.

The Missouri Employment Training Program (METP) provides Food Stamp participants opportunities to gain skills, training or experience that will improve their employment prospects and assists them to obtain and retain sustaining employment reducing their reliance on Food Stamp benefits. The changes from SB 24 are leading to increased contact with Food Stamp recipients. The FSD has greatly increased its outreach to recipients to educate them about the new requirements and to encourage them to participate in work or training activities. Advocacy groups and partner agencies are also actively assisting with outreach and education and have been involved in the implementation of SB 24.

**3. PROGRAM LISTING (list programs included in this core funding)**

Food Nutrition & Employment Training

**CORE DECISION ITEM**

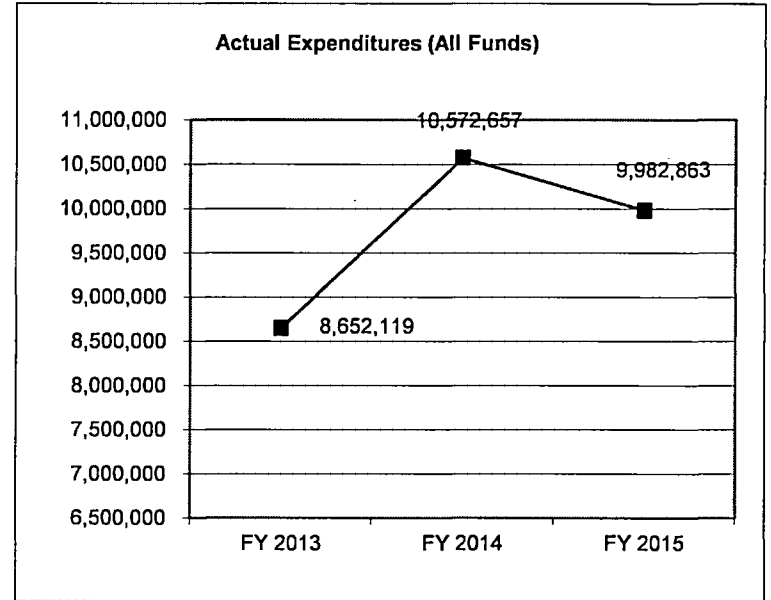
**Department: Social Services**  
**Division: Family Support**  
**Core: Food Nutrition & Employment Training**

**Budget Unit: 90057C**

**HB Section: 11.105**

**4. FINANCIAL HISTORY**

	<b>FY 2013 Actual</b>	<b>FY 2014 Actual</b>	<b>FY 2015 Actual</b>	<b>FY 2016 Current Yr.</b>
Appropriation (All Funds)	9,294,560	11,181,261	12,981,261	12,981,261
Less Reverted (All Funds)	0	0	0	N/A
Less Restricted (All Funds)	0	0	0	N/A
Budget Authority (All Funds)	9,294,560	11,181,261	12,981,261	N/A
Actual Expenditures (All Funds)	8,652,119	10,572,657	9,982,863	N/A
Unexpended (All Funds)	642,441	608,604	2,998,398	N/A
Unexpended, by Fund:				
General Revenue	0	0	0	N/A
Federal	642,441	608,604	2,998,398	N/A
Other	0	0	0	N/A
		<b>(1)</b>	<b>(2)</b>	



Reverted includes the statutory three- percent reserve (when applicable).  
 Restricted includes any Governor's Expenditure Restriction (when applicable).

**NOTES:**

These grants run on a federal fiscal year.

**(1)** FY 2014- Core increase of \$1,886,701 to allow for full utilization of federal funds available.

**(2)** FY 2015- Core increase of \$1.8m due to transfer in from DED (METP).

**CORE RECONCILIATION DETAIL**

**DEPARTMENT OF SOCIAL SERVICES  
FOOD NUTRITION & EMPLOYMENT TRNG**

**5. CORE RECONCILIATION DETAIL**

	<b>Budget Class</b>	<b>FTE</b>	<b>GR</b>	<b>Federal</b>	<b>Other</b>	<b>Total</b>	<b>Explanation</b>
<b>TAFP AFTER VETOES</b>							
	EE	0.00	0	12,831,261	0	12,831,261	
	PD	0.00	0	150,000	0	150,000	
	<b>Total</b>	<b>0.00</b>	<b>0</b>	<b>12,981,261</b>	<b>0</b>	<b>12,981,261</b>	
<b>DEPARTMENT CORE REQUEST</b>							
	EE	0.00	0	12,831,261	0	12,831,261	
	PD	0.00	0	150,000	0	150,000	
	<b>Total</b>	<b>0.00</b>	<b>0</b>	<b>12,981,261</b>	<b>0</b>	<b>12,981,261</b>	
<b>GOVERNOR'S RECOMMENDED CORE</b>							
	EE	0.00	0	12,831,261	0	12,831,261	
	PD	0.00	0	150,000	0	150,000	
	<b>Total</b>	<b>0.00</b>	<b>0</b>	<b>12,981,261</b>	<b>0</b>	<b>12,981,261</b>	

**DECISION ITEM DETAIL**

Budget Unit	FY 2015	FY 2015	FY 2016	FY 2016	FY 2017	FY 2017	FY 2017	FY 2017
Decision Item	ACTUAL	ACTUAL	BUDGET	BUDGET	DEPT REQ	DEPT REQ	GOV REC	GOV REC
Budget Object Class	DOLLAR	FTE	DOLLAR	FTE	DOLLAR	FTE	DOLLAR	FTE
<b>FOOD NUTRITION &amp; EMPLOYMNT TRNG</b>								
<b>CORE</b>								
PROFESSIONAL SERVICES	9,982,713	0.00	12,831,261	0.00	12,831,261	0.00	12,831,261	0.00
TOTAL - EE	9,982,713	0.00	12,831,261	0.00	12,831,261	0.00	12,831,261	0.00
PROGRAM DISTRIBUTIONS	150	0.00	150,000	0.00	150,000	0.00	150,000	0.00
TOTAL - PD	150	0.00	150,000	0.00	150,000	0.00	150,000	0.00
<b>GRAND TOTAL</b>	<b>\$9,982,863</b>	<b>0.00</b>	<b>\$12,981,261</b>	<b>0.00</b>	<b>\$12,981,261</b>	<b>0.00</b>	<b>\$12,981,261</b>	<b>0.00</b>
GENERAL REVENUE	\$0	0.00	\$0	0.00	\$0	0.00	\$0	0.00
FEDERAL FUNDS	\$9,982,863	0.00	\$12,981,261	0.00	\$12,981,261	0.00	\$12,981,261	0.00
OTHER FUNDS	\$0	0.00	\$0	0.00	\$0	0.00	\$0	0.00

## PROGRAM DESCRIPTION

Department: Social Services

HB Section: 11.105

Program Name: Food Nutrition & Employment Training

Program is found in the following core budget(s): Food Nutrition & Employment Training

### 1. What does this program do?

The Food Nutrition program provides nutrition information, physical activity, food safety and food budgeting education to Food Stamp eligible individuals, especially to households with children in the home, at-risk pregnant and parenting teens, youth and seniors through multiple approaches. Focus on behaviors to increase vegetable and fruit consumption, such as gardening and purchasing fresh produce at farmers markets, is included in the education provided throughout the state. The goal of the program is to teach participants how to make behavior changes and improve food resource management to achieve lifelong health and fitness, and reduce obesity.

Currently, the Department of Social Services partners with the University of Missouri to deliver education to targeted Food Stamp participants and eligible individuals. This appropriation is used to pay the salaries, benefits, expenses and equipment for over 242 University of Missouri Extension employees who implement the Food Nutrition program by providing education regarding nutrition to low income Missourians. These positions fill various roles to deliver nutrition, health and physical activity education throughout Missouri where Food Stamp recipients and eligible individuals live and work. There are over 13,000 agency personnel and University faculty and staff who also contribute to the SNAP Ed program.

The Missouri Employment Training Program (METP) provides Food Stamp participants opportunities to gain skills, training or experience that will improve their employment prospects and assists them to obtain and retain sustaining employment reducing their reliance on Food Stamp benefits. FSD has partnered with the Department of Economic Development, Division of Workforce Development (DWD) to be the primary agency implementing this program through the Workforce Development Boards and thirty-two job centers. The FSD also contracts with the University of Missouri to provide intensive case management services as well as other services based on the participant's need. Programs offered as components of an employment plan may include staff assisted and self-directed job search and training, education and vocational training. The program also pays for transportation and other supportive services to assist participants in obtaining and maintaining employment. The METP provides a focused approach, with one-on-one case management for Food Stamp participants in the program. The METP offers greater opportunities for participants to be successful in finding regular employment or increase their current earnings, and reduce their need for Food Stamp benefits.

Because of the state's unemployment rate, for the past 5 years Missouri had a waiver from the USDA Food and Nutrition Service Food Stamp work requirement for Able-Bodied Adults without Dependents (ABAWD). SB 24 (2015) impacts the Food Stamp program because it does not allow the State to apply for an ABAWD waiver until 2019, even for specific counties with high unemployment rates. As of December 2015, there are approximately 58,000 individuals subject to the ABAWD work requirement projected to be impacted in the third and fourth quarter of SFY2016. ABAWDs who are not meeting the work/training requirement will be limited to three months of Food Stamp benefits beginning January 2016. ABAWDs can extend Food Stamp participation past the three month limit if they meet the work/training requirement. Participation in METP will enable individuals to meet the work/training requirement by finding work, increasing hours worked and/or participating in approved training programs. The FSD anticipates participation in METP will increase. Even with METP, the FSD anticipates overall SNAP participation will decrease as ABAWDs will have limited or no benefits beginning as early as April 2016.

### 2. What is the authorization for this program, i.e., federal or state statute, etc.? (Include the federal program number, if applicable.)

Food Nutrition - Federal law: Food Security Act of 1985 (P.L. 99-198), Hunger Prevention Act of 1996, PRWORA of 1996, 1997 Balanced Budget Reconciliation Act; RSMo. 205.960 Food and Nutrition Act of 2008; Healthy, Hunger Free Kids Act of 2010.

METP - Federal law: 7 CFR 273.7

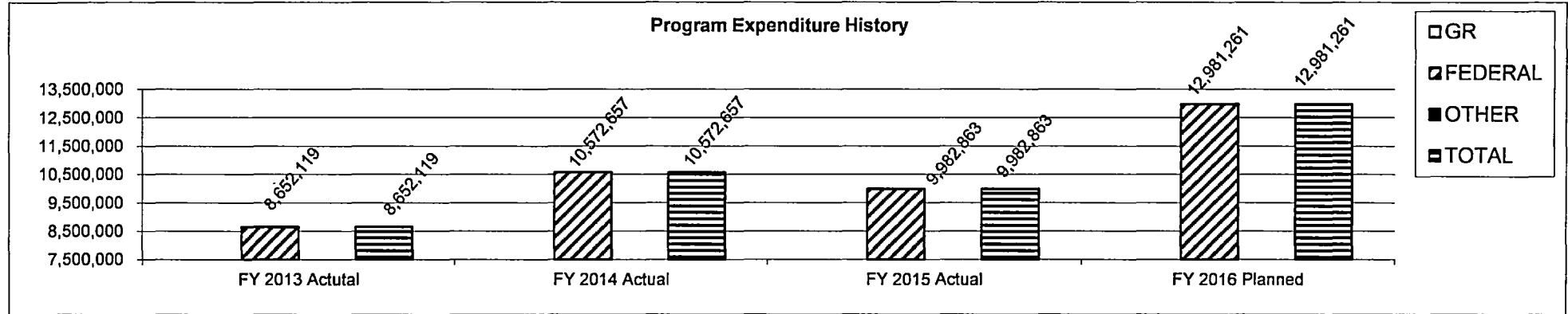
**3. Are there federal matching requirements? If yes, please explain.**

No.

**4. Is this a federally mandated program? If yes, please explain.**

No.

**5. Provide actual expenditures for the prior three fiscal years and planned expenditures for the current fiscal year.**



**6. What are the sources of the "Other " funds?**

N/A.

**7a. Provide an effectiveness measure.**

**SNAP-ed Percentage of Food Nutrition Participants Who Achieved a Targeted Behavior Change Due to Participation in the Program**

FFY	Projected	Actual
2013	62%	84%
2014 *	80%	94%
2015	85%	99%
2016	98%	
2017	98%	
2018	98%	

\*FFY 2014 actual was updated to reflect a more accurate calculation

NOTE--This percentage is determined by dividing the total number of Food Nutrition participants by the total number of SNAP recipients.

Following are the goals and results for the SNAP-Ed Grant for FFY 2015.

**Goal 1:**

Participants will increase their knowledge, skills, and/or behavior related to dietary quality and/or physical activity consistent with the USDA Food Guidance System.

Evaluation Results due to education received through Food Nutrition participants:

**Youth**

68% were observed by teachers making healthier meal/snack choices .  
49% indicated they are more likely to eat breakfast or some food within 2 hours of waking.

**Adults**

56% indicated they consume more than 1 kind of vegetable/day.  
57% consume more than 1 type of fruit/day .  
56% indicated they are more likely to eat breakfast or some food within 2 hours of waking.

**Goal 2:**

Participants will increase their knowledge of food safety and/or adopt healthy food safety behaviors.

Evaluation Results due to education received through Food Nutrition participants:

**Youth**

83% exhibited improved hand washing along with 32% of the classroom teachers.  
94% of the classroom teachers model or discussed hand washing with their students.

**Adults**

47% reported improvement in no longer allowing meat or dairy products to sit out for more than 2 hours.  
62% indicated they do not thaw frozen food on the counter at room temperature.

**Goal 3:**

Participants will increase their knowledge of food resource management skills.

Evaluation Results due to education received through Food Nutrition participants:

**Adult**

60% reported planning meals ahead of time.  
46% reported comparing food prices before purchase.  
50% reported shopping with a grocery list to reduce the number of impulse purchases.

**7b. Provide an efficiency measure.**

N/A



**7c. Provide the number of clients/individuals served, if applicable.**

**Number of Food Nutritional Educational Lessons Completed**

FFY	Projected	Actual
2013	3,500,000	4,100,000
2014	4,000,000	3,900,000
2015	4,000,000	4,092,142
2016	4,000,000	
2017	4,000,000	
2018	4,000,000	

**Number of Low-Income Participants Receiving Food Nutrition Education**

FFY	Projected	Actual
2013	700,000	1,069,104
2014	900,000	896,475
2015	900,000	1,110,063
2016	900,000	
2017	900,000	
2018	900,000	

NOTE--The actual number is the total number of educational contacts with Food Nutrition Program participants.

Following are FFY 2015 number of direct participants reached by project and delivery site.

PROJECT NAME	DELIVERY SITES	TARGETED AUDIENCE	NUMBER OF PARTICIPANTS
Youth	671 Schools 178 Other Youth Education Sites 50 Health Department Offices 18 Public Libraries 78 Emergency food assistance sites 36 Churches 14 Public Housing 50 Community Centers 27 Community Action Agencies	Pre-K through 12 <sup>th</sup> grade	211,732
Adult	15 Shelters 13 Adult Rehabilitation Centers 50 Health Department Offices 18 Public Libraries 78 Emergency food assistance sites 36 Churches 14 Public Housing 50 Community Centers 27 Community Action Agencies	Adult	21,939

**7d. Provide a customer satisfaction measure, if available.**

Ninety-nine percent of teachers reported one more enhancements in youth's knowledge, skills or behaviors related to dietary quality and/or physical activity.



**DECISION ITEM SUMMARY**

Budget Unit	FY 2015	FY 2015	FY 2016	FY 2016	FY 2017	FY 2017	FY 2017	FY 2017
Decision Item	ACTUAL	ACTUAL	BUDGET	BUDGET	DEPT REQ	DEPT REQ	GOV REC	GOV REC
Budget Object Summary	DOLLAR	FTE	DOLLAR	FTE	DOLLAR	FTE	DOLLAR	FTE
Fund								
<b>HEALTHCARE INDUSTRY TRAINING</b>								
Healthcare Industry Training - 1886021								
EXPENSE & EQUIPMENT								
DEPT OF SOC SERV FEDERAL & OTH	0	0.00	0	0.00	0	0.00	3,000,000	0.00
TOTAL - EE	0	0.00	0	0.00	0	0.00	3,000,000	0.00
<b>TOTAL</b>	<b>0</b>	<b>0.00</b>	<b>0</b>	<b>0.00</b>	<b>0</b>	<b>0.00</b>	<b>3,000,000</b>	<b>0.00</b>
<b>GRAND TOTAL</b>	<b>\$0</b>	<b>0.00</b>	<b>\$0</b>	<b>0.00</b>	<b>\$0</b>	<b>0.00</b>	<b>\$3,000,000</b>	<b>0.00</b>

**NEW DECISION ITEM**

RANK: 999 OF \_\_\_\_\_

Department: Social Services  
 Division: Family Support Division  
 DI Name: Healthcare Industry Training

DI# 1886021 House Bill 11.110

Budget Unit 90053C

**1. AMOUNT OF REQUEST**

**FY 2017 Budget Request**

	GR	Federal	Other	Total
PS	0	0	0	0
EE	0	0	0	0
PSD	0	0	0	0
TRF	0	0	0	0
<b>Total</b>	<b>0</b>	<b>0</b>	<b>0</b>	<b>0</b>
<b>FTE</b>	<b>0.00</b>	<b>0.00</b>	<b>0.00</b>	<b>0.00</b>

<b>Est. Fringe</b>	0	0	0	0
--------------------	---	---	---	---

*Note: Fringes budgeted in House Bill 5 except for certain fringes budgeted directly to MoDOT, Highway Patrol, and Conservation.*

Other Funds:

**FY 2017 Governor's Recommendation**

	GR	Federal	Other	Total
PS	0	0	0	0
EE	0	0	0	0
PSD	0	3,000,000	0	3,000,000
TRF	0	0	0	0
<b>Total</b>	<b>0</b>	<b>3,000,000</b>	<b>0</b>	<b>3,000,000</b>
<b>FTE</b>	<b>0.00</b>	<b>0.00</b>	<b>0.00</b>	<b>0.00</b>

<b>Est. Fringe</b>	0	0	0	0
--------------------	---	---	---	---

*Note: Fringes budgeted in House Bill 5 except for certain fringes budgeted directly to MoDOT, Highway Patrol, and Conservation.*

Other Funds:

**2. THIS REQUEST CAN BE CATEGORIZED AS:**

- |  |   |  |
|--|---|--|
| <input type="checkbox"/> New Legislation | <input checked="" type="checkbox"/> New Program | <input type="checkbox"/> Fund Switch           |
| <input type="checkbox"/> Federal Mandate | <input type="checkbox"/> Program Expansion      | <input type="checkbox"/> Cost to Continue      |
| <input type="checkbox"/> GR Pick-Up      | <input type="checkbox"/> Space Request          | <input type="checkbox"/> Equipment Replacement |
| <input type="checkbox"/> Pay Plan        | <input type="checkbox"/> Other:                 |  |

**NEW DECISION ITEM**

**RANK: 999 OF**

**Department: Social Services**  
**Division: Family Support Division**  
**DI Name: Healthcare Industry Training**

**Budget Unit 90053C**

**DI# 1886021**

**House Bill 11.110**

**3. WHY IS THIS FUNDING NEEDED? PROVIDE AN EXPLANATION FOR ITEMS CHECKED IN #2. INCLUDE THE FEDERAL OR STATE STATUTORY OR CONSTITUTIONAL AUTHORIZATION FOR THIS PROGRAM.**

The Department of Social Services (DSS) was awarded a 5-year \$15 million dollar Health Profession Opportunity Grant (HPOG), otherwise known as Missouri's Healthcare Industry Training and Education (HITE) initiative. HITE will utilize a wide array of job training and recruitment strategies to engage, train, employ, and serve the target population of Temporary Assistance for Needy Families (TANF) recipients and other low-income youth and adults who have incomes under 200% of the federal poverty level. Participants will be chosen for participation through a random assignment (lottery) process. Those selected from the random assignment process must meet the eligibility criteria to participate in the program. Missouri's HITE initiative has established a goal to enroll approximately 1,800 low-income Missourians in St. Louis, Kansas City, and mid-Missouri over the next 5 years. To implement this program, DSS is contracting with the Missouri Hospital Association (MHA) and three Missouri Workforce Development Boards (WDB): St. Louis Agency on Training and Employment (SLATE), Full Employment Council of Kansas City (FEC), and Central Region Workforce Development Board. Through the WDB's, other state departments and regional partners may include, but are not limited to: the Missouri Department of Health and Senior Services (DHSS), Missouri Department of Economic Development, SSM Health, Missouri Community College Association (MCCA), and the Missouri Workforce Development Board. The Health Profession Opportunity Grant is funded by the U.S. Department of Health and Human Services, Administration of Children and Families.

This grant was awarded in the fall of 2015 and expenditures that occur during FY 2016 will be paid out of the Grants and Donations Appropriation (HB section 11.010)

**4. DESCRIBE THE DETAILED ASSUMPTIONS USED TO DERIVE THE SPECIFIC REQUESTED AMOUNT. (How did you determine that the requested number of FTE were appropriate? From what source or standard did you derive the requested levels of funding? Were alternatives such as outsourcing or automation considered? If based on new legislation, does request tie to TAFP fiscal note? If not, explain why. Detail which portions of the request are one-times and how those amounts were calculated.)**

The Department of Social Services will provide funding through contracts with the Missouri Hospital Association and three Workforce Development Board (WDB) regional entities (St. Louis, Kansas City and Central Missouri). It is estimated that the partners will have 363 participants per year in the program. The total grant is \$14,932,410 over five years, with the first year grant award of \$2,986,482 which will be divided as follows.

Full Employment Council of Kansas City (FEC): \$1,187,267.03  
St. Louis Agency on Training and Employment (SLATE): \$1,122,267.03  
Central Region Workforce Development Board: \$407,292.20  
Missouri Hospital Association (MHA): \$110,000.00  
Department of Social Services (DSS): \$159,655.74

NEW DECISION ITEM

RANK: 999 OF

Department: Social Services  
 Division: Family Support Division  
 DI Name: Healthcare Industry Training

Budget Unit 90053C  
 House Bill 11.110

DI# 1886021

5. BREAK DOWN THE REQUEST BY BUDGET OBJECT CLASS, JOB CLASS, AND FUND SOURCE. IDENTIFY ONE-TIME COSTS.

Budget Object Class/Job Class	Dept Req GR DOLLARS	Dept Req GR FTE	Dept Req FED DOLLARS	Dept Req FED FTE	Dept Req OTHER DOLLARS	Dept Req OTHER FTE	Dept Req TOTAL DOLLARS	Dept Req TOTAL FTE	Dept Req One-Time DOLLARS
Total PS	0	0.0	0	0.0	0	0.0	0	0.0	0
Total EE	0		0		0		0		0
Program Distributions							0		
Total PSD	0		0		0		0		0
Transfers							0		
Total TRF	0		0		0		0		0
<b>Grand Total</b>	<b>0</b>	<b>0.0</b>	<b>0</b>	<b>0.0</b>	<b>0</b>	<b>0.0</b>	<b>0</b>	<b>0.0</b>	<b>0</b>

Budget Object Class/Job Class	Gov Rec GR DOLLARS	Gov Rec GR FTE	Gov Rec FED DOLLARS	Gov Rec FED FTE	Gov Rec OTHER DOLLARS	Gov Rec OTHER FTE	Gov Rec TOTAL DOLLARS	Gov Rec TOTAL FTE	Gov Rec One-Time DOLLARS
Total PS	0	0.0	0	0.0	0	0.0	0	0.0	0
Total EE	0		0		0		0		0
Program Distributions			3,000,000				3,000,000		
Total PSD	0		3,000,000		0		3,000,000		0
Transfers							0		
Total TRF	0		0		0		0		0
<b>Grand Total</b>	<b>0</b>	<b>0.0</b>	<b>3,000,000</b>	<b>0.0</b>	<b>0</b>	<b>0.0</b>	<b>3,000,000</b>	<b>0.0</b>	<b>0</b>

**NEW DECISION ITEM**

**RANK: 999 OF \_\_\_\_\_**

**Department: Social Services**  
**Division: Family Support Division**  
**DI Name: Healthcare Industry Training**

**DI# 1886021**

**Budget Unit 90053C**  
**House Bill 11.110**

**6. PERFORMANCE MEASURES (If new decision item has an associated core, separately identify projected performance with & without additional funding.)**

**6a. Provide an effectiveness measure.**

Enrollments per year		
Year	Projected	Actual
FFY 2015	363	
FFY 2016	363	
FFY 2017	363	
FFY 2018	363	
FFY 2019	363	

**6c. Provide the number of clients/individuals served, if applicable.**

The projected total over the 5 years of the program is 1,815.

**6b. Provide an efficiency measure.**

90% of cases reviewed followed contract.

**6d. Provide a customer satisfaction measure, if available.**

N/A

**7. STRATEGIES TO ACHIEVE THE PERFORMANCE MEASUREMENT TARGETS:**

Participants will take proficiency exams and/or complete required education and training programs designed to provide the skills and knowledge needed for work placement or advancement in the healthcare industry. The collaboration among organizations expands impact by broadening the areas served and increasing the types of health care professions within the pilot.

**DECISION ITEM DETAIL**

Budget Unit	FY 2015	FY 2015	FY 2016	FY 2016	FY 2017	FY 2017	FY 2017	FY 2017
Decision Item	ACTUAL	ACTUAL	BUDGET	BUDGET	DEPT REQ	DEPT REQ	GOV REC	GOV REC
Budget Object Class	DOLLAR	FTE	DOLLAR	FTE	DOLLAR	FTE	DOLLAR	FTE
<b>HEALTHCARE INDUSTRY TRAINING</b>								
Healthcare Industry Training - 1886021								
PROFESSIONAL SERVICES	0	0.00	0	0.00	0	0.00	3,000,000	0.00
<b>TOTAL - EE</b>	<b>0</b>	<b>0.00</b>	<b>0</b>	<b>0.00</b>	<b>0</b>	<b>0.00</b>	<b>3,000,000</b>	<b>0.00</b>
<b>GRAND TOTAL</b>	<b>\$0</b>	<b>0.00</b>	<b>\$0</b>	<b>0.00</b>	<b>\$0</b>	<b>0.00</b>	<b>\$3,000,000</b>	<b>0.00</b>
GENERAL REVENUE	\$0	0.00	\$0	0.00	\$0	0.00	\$0	0.00
FEDERAL FUNDS	\$0	0.00	\$0	0.00	\$0	0.00	\$3,000,000	0.00
OTHER FUNDS	\$0	0.00	\$0	0.00	\$0	0.00	\$0	0.00





**DECISION ITEM SUMMARY**

Budget Unit	FY 2015	FY 2015	FY 2016	FY 2016	FY 2017	FY 2017	FY 2017	FY 2017
Decision Item	ACTUAL	ACTUAL	BUDGET	BUDGET	DEPT REQ	DEPT REQ	GOV REC	GOV REC
Budget Object Summary	DOLLAR	FTE	DOLLAR	FTE	DOLLAR	FTE	DOLLAR	FTE
Fund								
<b>SNAP EMPLOY TRAINING</b>								
<b>CORE</b>								
<b>PROGRAM-SPECIFIC</b>								
DEPT OF SOC SERV FEDERAL & OTH	0	0.00	6,204,532	0.00	0	0.00	0	0.00
TOTAL - PD	0	0.00	6,204,532	0.00	0	0.00	0	0.00
<b>TOTAL</b>	<b>0</b>	<b>0.00</b>	<b>6,204,532</b>	<b>0.00</b>	<b>0</b>	<b>0.00</b>	<b>0</b>	<b>0.00</b>
<b>GRAND TOTAL</b>	<b>\$0</b>	<b>0.00</b>	<b>\$6,204,532</b>	<b>0.00</b>	<b>\$0</b>	<b>0.00</b>	<b>\$0</b>	<b>0.00</b>

**CORE DECISION ITEM**

**Department: Social Services**  
**Division: Family Support**  
**Core: SNAP Employment Training**

**Budget Unit: 90054C**  
**HB Section: 11.107**

**1. CORE FINANCIAL SUMMARY**

	FY 2017 Budget Request			
	GR	Federal	Other	Total
PS				
EE				
PSD				
TRF				
<b>Total</b>				<b>0</b>
<b>FTE</b>				<b>0.00</b>

	FY 2017 Governor's Recommendation			
	GR	Federal	Other	Total
PS				
EE				
PSD				
TRF				
<b>Total</b>				<b>0</b>
<b>FTE</b>				<b>0.00</b>

<b>Est. Fringe</b>	0	0	0	0
--------------------	---	---	---	---

*Note: Fringes budgeted in House Bill 5 except for certain fringes budgeted directly to MoDOT, Highway Patrol, and Conservation.*

<b>Est. Fringe</b>	0	0	0	0
--------------------	---	---	---	---

*Note: Fringes budgeted in House Bill 5 except for certain fringes budgeted directly to MoDOT, Highway Patrol, and Conservation.*

Other Funds:

Other Funds:

**2. CORE DESCRIPTION**

The Supplemental Nutrition Assistance Program (SNAP) Employment and Training (E&T) pilot project is a grant targeting youth aged 14-18 and young adults aged 19-24 to help them break the cycle of dependency on Food Stamps by pursuing employment opportunities.

The State of Missouri was not awarded this grant.

**3. PROGRAM LISTING (list programs included in this core funding)**

SNAP Employment Training

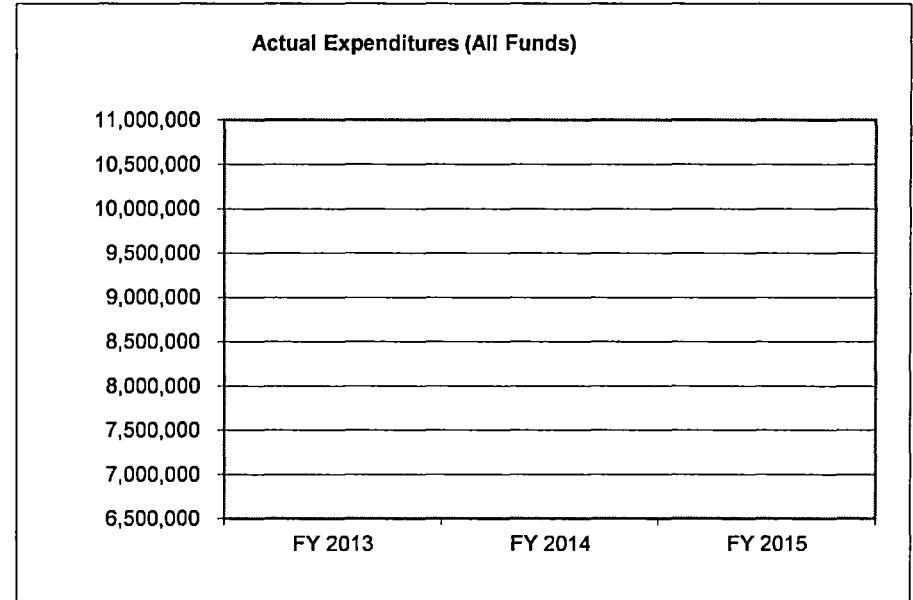
**CORE DECISION ITEM**

**Department: Social Services**  
**Division: Family Support**  
**Core: SNAP Employment Training**

**Budget Unit: 90054C**  
**HB Section: 11.107**

**4. FINANCIAL HISTORY**

	FY 2013 Actual	FY 2014 Actual	FY 2015 Actual	FY 2016 Current Yr.
Appropriation (All Funds)	0	0	0	0
Less Reverted (All Funds)	0	0	0	N/A
Less Restricted (All Funds)	0	0	0	N/A
Budget Authority (All Funds)	0	0	0	N/A
Actual Expenditures (All Funds)	0	0	0	N/A
Unexpended (All Funds)	0	0	0	N/A
Unexpended, by Fund:				
General Revenue	0	0	0	N/A
Federal	0	0	0	N/A
Other	0	0	0	N/A



Reverted includes the statutory three- percent reserve (when applicable).  
 Restricted includes any Governor's Expenditure Restriction (when applicable).

**NOTES:**

**CORE RECONCILIATION DETAIL**

**DEPARTMENT OF SOCIAL SERVICES  
SNAP EMPLOY TRAINING**

**5. CORE RECONCILIATION DETAIL**

	<b>Budget Class</b>	<b>FTE</b>	<b>GR</b>	<b>Federal</b>	<b>Other</b>	<b>Total</b>	<b>Explanation</b>
<b>TAFP AFTER VETOES</b>							
	PD	0.00	0	6,204,532	0	6,204,532	
	<b>Total</b>	<b>0.00</b>	<b>0</b>	<b>6,204,532</b>	<b>0</b>	<b>6,204,532</b>	
<b>DEPARTMENT CORE ADJUSTMENTS</b>							
Core Reduction	411 9423 PD	0.00	0	(6,204,532)	0	(6,204,532)	Did not receive grant from federal agency
<b>NET DEPARTMENT CHANGES</b>		<b>0.00</b>	<b>0</b>	<b>(6,204,532)</b>	<b>0</b>	<b>(6,204,532)</b>	
<b>DEPARTMENT CORE REQUEST</b>							
	PD	0.00	0	0	0	0	
	<b>Total</b>	<b>0.00</b>	<b>0</b>	<b>0</b>	<b>0</b>	<b>0</b>	
<b>GOVERNOR'S RECOMMENDED CORE</b>							
	PD	0.00	0	0	0	0	
	<b>Total</b>	<b>0.00</b>	<b>0</b>	<b>0</b>	<b>0</b>	<b>0</b>	

**DECISION ITEM DETAIL**

Budget Unit	FY 2015	FY 2015	FY 2016	FY 2016	FY 2017	FY 2017	FY 2017	FY 2017
Decision Item	ACTUAL	ACTUAL	BUDGET	BUDGET	DEPT REQ	DEPT REQ	GOV REC	GOV REC
Budget Object Class	DOLLAR	FTE	DOLLAR	FTE	DOLLAR	FTE	DOLLAR	FTE
<b>SNAP EMPLOY TRAINING</b>								
<b>CORE</b>								
PROGRAM DISTRIBUTIONS	0	0.00	6,204,532	0.00	0	0.00	0	0.00
TOTAL - PD	0	0.00	6,204,532	0.00	0	0.00	0	0.00
<b>GRAND TOTAL</b>	<b>\$0</b>	<b>0.00</b>	<b>\$6,204,532</b>	<b>0.00</b>	<b>\$0</b>	<b>0.00</b>	<b>\$0</b>	<b>0.00</b>
GENERAL REVENUE	\$0	0.00	\$0	0.00	\$0	0.00		0.00
FEDERAL FUNDS	\$0	0.00	\$6,204,532	0.00	\$0	0.00		0.00
OTHER FUNDS	\$0	0.00	\$0	0.00	\$0	0.00		0.00

**PROGRAM DESCRIPTION**

**Department: Social Services**  
**Division: Family Support**  
**Core: SNAP Employment Training**

**Budget Unit: 90054C**  
**HB Section: 11.107**

**1. What does this program do?**

The Supplemental Nutrition Assistance Program (SNAP) Employment and Training (E&T) pilot project is a grant targeting youth aged 14-18 and young adults aged 19-24 to help them break the cycle of dependency on Food Stamps by pursuing employment opportunities.

The State of Missouri was not awarded this grant.

**2. What is the authorization for this program, i.e., federal or state statute, etc.? (Include the federal program number, if applicable.)**

Section 16(h)(1)(F) of the Food and Nutrition Act of 2008 as amended by the Agricultural Act of 2014 (P.L. 113-79)


**3. Are there federal matching requirements? If yes, please explain.**

N/A

**4. Is this a federally mandated program? If yes, please explain.**

N/A

**5. Provide actual expenditures for the prior three fiscal years and planned expenditures for the current fiscal year.**



**6. What are the sources of the "Other " funds?**

N/A.

**7a. Provide an effectiveness measure.**

N/A

**7b. Provide an efficiency measure.**

N/A

**7c. Provide the number of clients/individuals served, if applicable.**

N/A

**7d. Provide a customer satisfaction measure, if available.**

N/A





**DECISION ITEM SUMMARY**

Budget Unit	FY 2015	FY 2015	FY 2016	FY 2016	FY 2017	FY 2017	FY 2017	FY 2017
Decision Item	ACTUAL	ACTUAL	BUDGET	BUDGET	DEPT REQ	DEPT REQ	GOV REC	GOV REC
Budget Object Summary	DOLLAR	FTE	DOLLAR	FTE	DOLLAR	FTE	DOLLAR	FTE
Fund								
<b>TEMPORARY ASSISTANCE</b>								
<b>CORE</b>								
PERSONAL SERVICES								
TEMP ASSIST NEEDY FAM FEDERAL	0	0.00	200,000	4.00	0	0.00	0	0.00
TOTAL - PS	0	0.00	200,000	4.00	0	0.00	0	0.00
EXPENSE & EQUIPMENT								
GENERAL REVENUE	1,914,774	0.00	1,855,554	0.00	1,855,554	0.00	1,855,554	0.00
TEMP ASSIST NEEDY FAM FEDERAL	18,556,401	0.00	20,567,944	0.00	20,517,944	0.00	20,517,944	0.00
TOTAL - EE	20,471,175	0.00	22,423,498	0.00	22,373,498	0.00	22,373,498	0.00
PROGRAM-SPECIFIC								
GENERAL REVENUE	8,414,517	0.00	7,856,800	0.00	7,856,800	0.00	7,856,800	0.00
TEMP ASSIST NEEDY FAM FEDERAL	89,298,444	0.00	113,092,900	0.00	87,884,255	0.00	83,384,255	0.00
TOTAL - PD	97,712,961	0.00	120,949,700	0.00	95,741,055	0.00	91,241,055	0.00
<b>TOTAL</b>	<b>118,184,136</b>	<b>0.00</b>	<b>143,573,198</b>	<b>4.00</b>	<b>118,114,553</b>	<b>0.00</b>	<b>113,614,553</b>	<b>0.00</b>
<b>TANF REINVESTMENT - 1886033</b>								
PROGRAM-SPECIFIC								
TEMP ASSIST NEEDY FAM FEDERAL	0	0.00	0	0.00	25,208,645	0.00	8,500,000	0.00
TOTAL - PD	0	0.00	0	0.00	25,208,645	0.00	8,500,000	0.00
<b>TOTAL</b>	<b>0</b>	<b>0.00</b>	<b>0</b>	<b>0.00</b>	<b>25,208,645</b>	<b>0.00</b>	<b>8,500,000</b>	<b>0.00</b>
<b>GRAND TOTAL</b>	<b>\$118,184,136</b>	<b>0.00</b>	<b>\$143,573,198</b>	<b>4.00</b>	<b>\$143,323,198</b>	<b>0.00</b>	<b>\$122,114,553</b>	<b>0.00</b>

**CORE DECISION ITEM**

**Department: Social Services**  
**Division: Family Support**  
**Core: Temporary Assistance**

**Budget Unit: 90105C**  
**HB Section: 11.115**

**1. CORE FINANCIAL SUMMARY**

	FY 2017 Budget Request			
	GR	Federal	Other	Total
PS				
EE	1,855,554	20,517,944		22,373,498
PSD	7,856,800	87,884,255		95,741,055
TRF				
<b>Total</b>	<b>9,712,354</b>	<b>108,402,199</b>		<b>118,114,553</b>
<b>FTE</b>				<b>0.00</b>

	FY 2017 Governor's Recommendation			
	GR	Federal	Other	Total
PS				
EE	1,855,554	20,517,944		22,373,498
PSD	7,856,800	83,384,255		91,241,055
TRF				
<b>Total</b>	<b>9,712,354</b>	<b>103,902,199</b>		<b>113,614,553</b>
<b>FTE</b>				<b>0.00</b>

<b>Est. Fringe</b>	0	0	0	0
--------------------	---	---	---	---

*Note: Fringes budgeted in House Bill 5 except for certain fringes budgeted directly to MoDOT, Highway Patrol, and Conservation.*

<b>Est. Fringe</b>	0	0	0	0
--------------------	---	---	---	---

*Note: Fringes budgeted in House Bill 5 except for certain fringes budgeted directly to MoDOT, Highway Patrol, and Conservation.*

Other Funds:

Other Funds:

**2. CORE DESCRIPTION**

This appropriation provides cash assistance to needy families. Eligible families receive a monthly cash payment based on their income and family size, for a period of time not to exceed 45 months total in a lifetime.

Senate Bill 24 required programmatic changes on August 28, 2015, including full-family sanctions, required orientation and personal responsibility plans, capturing hours from jobs.mo.gov and disregarding a new spouse income for six months. On January 1, 2016, lifetime benefit limits decreased from 60 to 45 months, a cash diversion program was implemented, and applicants are required to engage in work activities prior to being approved for Temporary Assistance.

The Federal Deficit Reduction Act of 2005 requires that 50% of a state's TANF caseload must participate in a federally defined work activity. States are expected to design programs to effectively address barriers such as mental health issues, addiction when participating in a treatment program, developmental or learning disabilities, limited English proficiency, and domestic violence. FSD contracts with outside vendors for direct case management of TANF recipients required to participate in work activities and is responsible for monitoring the vendors' performance and reporting outcomes to the federal government. The funding for the administration of the Missouri Work Assistance (MWA) Program is included in this appropriation.

Language in the department's appropriation bill allows funding for a \$50 per month, six month transitional benefit to those recipients going to work, helping recipients stabilize household incomes and transition to self-sufficiency. The transitional employment benefit will be paid only if sufficient funds are available after providing the regular benefit.

The department was granted funding in FY13 to fund provisions required in HB 73 & 47 (2011). This funding enables the department to screen and test applicants and recipients of Temporary Assistance for illegal use of a controlled substance. The department has put into place the rules, system requirements, and contracts necessary to implement drug testing and began drug testing in March 2013. In 2013, SB 251 was passed, prohibiting the use of TANF funds at unauthorized locations and on restricted items.

**CORE DECISION ITEM**

**Department: Social Services**  
**Division: Family Support**  
**Core: Temporary Assistance**

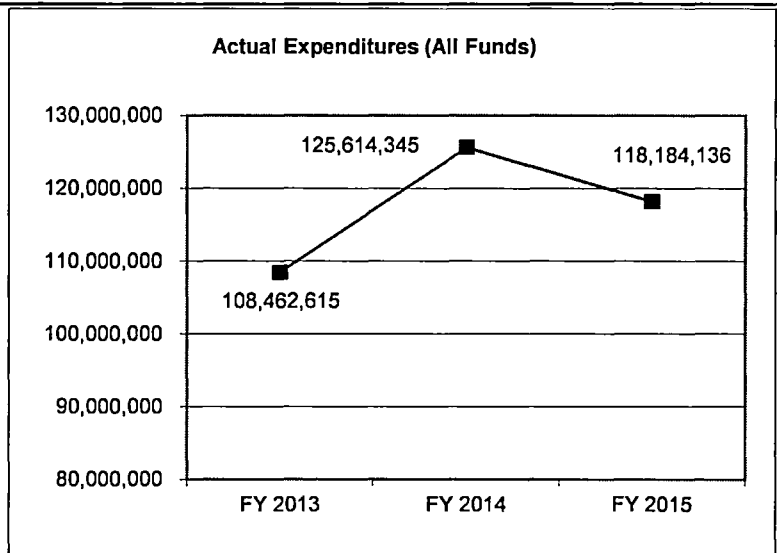
**Budget Unit: 90105C**  
**HB Section: 11.115**

**3. PROGRAM LISTING (list programs included in this core funding)**

Programs include, but are not limited to: Temporary Assistance (TA) Cash Assistance, Transitional Employment Benefit, TA Diversion Program, Missouri Work Assistance Program, Jobs for America's Graduates, Foster Care Jobs, State Parks Youth Corps, Summer Jobs, Tutoring, Before and After School Programs, Out of School Support, and Food Banks.

**4. FINANCIAL HISTORY**

	<b>FY 2013 Actual</b>	<b>FY 2014 Actual</b>	<b>FY 2015 Actual</b>	<b>FY 2016 Current Yr.</b>
Appropriation (All Funds)	127,804,057	146,753,972	145,891,835	143,573,198
Less Reverted (All Funds)	(3,000)	(3,000)	(3,000)	N/A
Less Restricted (All Funds)	0	0	0	N/A
Budget Authority (All Funds)	127,801,057	146,750,972	145,888,835	N/A
Actual Expenditures (All Funds)	108,462,615	125,614,345	118,184,136	N/A
Unexpended (All Funds)	19,338,442	21,136,627	27,704,699	N/A
Unexpended, by Fund:				
General Revenue	0	339	0	N/A
Federal	19,338,442	21,136,288	27,704,699	N/A
Other	0	0	0	N/A
	<b>(1)</b>	<b>(2)</b>	<b>(3)</b>	<b>(4)</b>



Reverted includes the statutory three- percent reserve (when applicable).  
 Restricted includes any Governor's Expenditure Restriction (when applicable).

**NOTES:**

- (1)** In FY2013, there was a core increase of \$3 million for loss of "E" and \$1 million for the Missouri Work Assistance Program.
- (2)** In FY2014, there was a core increase from a transfer of \$19 million from DED/DWD for the Missouri Work Assistance Program and a core decrease of \$104,160 reallocated to the Adolescent Boys program.
- (3)** In FY2015, there was a core decrease of \$862,137 to redirect funds to Domestic Violence Emergency Shelter (\$526,137) and to support the Adolescent Girls Program (\$300,000)
- (4)** In FY2016, there was a core decrease of \$619,937 GR, \$508,700 was re-allocated to Missouri Mentoring, and there was a core reduction of \$1,440,000 Federal Funds for work assistance programs.

**CORE RECONCILIATION DETAIL**

**DEPARTMENT OF SOCIAL SERVICES  
TEMPORARY ASSISTANCE**

**5. CORE RECONCILIATION DETAIL**

		<b>Budget Class</b>	<b>FTE</b>	<b>GR</b>	<b>Federal</b>	<b>Other</b>	<b>Total</b>	<b>Explanation</b>
<b>TAFP AFTER VETOES</b>								
		PS	4.00	0	200,000	0	200,000	
		EE	0.00	1,855,554	20,567,944	0	22,423,498	
		PD	0.00	7,856,800	113,092,900	0	120,949,700	
		<b>Total</b>	<b>4.00</b>	<b>9,712,354</b>	<b>133,860,844</b>	<b>0</b>	<b>143,573,198</b>	
<b>DEPARTMENT CORE ADJUSTMENTS</b>								
Core Reduction	110 9443	PS	(4.00)	0	(200,000)	0	(200,000)	Core reduction of TANF Summer Jobs
Core Reduction	110 9444	EE	0.00	0	(50,000)	0	(50,000)	Core reduction of TANF Summer Jobs
Core Reduction	1209 3597	PD	0.00	0	(25,208,645)	0	(25,208,645)	Core reduction with corresponding TANF Reinvestment NDI
	<b>NET DEPARTMENT CHANGES</b>		<b>(4.00)</b>	<b>0</b>	<b>(25,458,645)</b>	<b>0</b>	<b>(25,458,645)</b>	
<b>DEPARTMENT CORE REQUEST</b>								
		PS	0.00	0	0	0	0	
		EE	0.00	1,855,554	20,517,944	0	22,373,498	
		PD	0.00	7,856,800	87,884,255	0	95,741,055	
		<b>Total</b>	<b>0.00</b>	<b>9,712,354</b>	<b>108,402,199</b>	<b>0</b>	<b>118,114,553</b>	
<b>GOVERNOR'S ADDITIONAL CORE ADJUSTMENTS</b>								
Core Reduction	1873 9405	PD	0.00	0	(500,000)	0	(500,000)	Core cut of TANF program
Core Reduction	1874 9406	PD	0.00	0	(3,000,000)	0	(3,000,000)	Core cut of TANF program
Core Reduction	1875 9407	PD	0.00	0	(1,000,000)	0	(1,000,000)	Core cut of TANF program
	<b>NET GOVERNOR CHANGES</b>		<b>0.00</b>	<b>0</b>	<b>(4,500,000)</b>	<b>0</b>	<b>(4,500,000)</b>	

**CORE RECONCILIATION DETAIL**

---

**DEPARTMENT OF SOCIAL SERVICES  
TEMPORARY ASSISTANCE**

---

**5. CORE RECONCILIATION DETAIL**

---

	<b>Budget Class</b>	<b>FTE</b>	<b>GR</b>	<b>Federal</b>	<b>Other</b>	<b>Total</b>	<b>Explanation</b>
<b>GOVERNOR'S RECOMMENDED CORE</b>							
	PS	0.00	0	0	0	0	
	EE	0.00	1,855,554	20,517,944	0	22,373,498	
	PD	0.00	7,856,800	83,384,255	0	91,241,055	
	<b>Total</b>	<b>0.00</b>	<b>9,712,354</b>	<b>103,902,199</b>	<b>0</b>	<b>113,614,553</b>	

**FLEXIBILITY REQUEST FORM**

<b>BUDGET UNIT NUMBER:</b> 90105C	<b>DEPARTMENT:</b> Social Services
<b>BUDGET UNIT NAME:</b> Temporary Assistance	
<b>HOUSE BILL SECTION:</b> 11.115	<b>DIVISION:</b> Family Support Division

**1. Provide the amount by fund of personal service flexibility and the amount by fund of expense and equipment flexibility you are requesting in dollar and percentage terms and explain why the flexibility is needed. If flexibility is being requested among divisions, provide the amount by fund of flexibility you are requesting in dollar and percentage terms and explain why the flexibility is needed.**

**DEPARTMENT REQUEST**

Core	% Flex Requested	Flex Requested Amount
------	------------------	-----------------------

*Total Request*    \$143,573,198        10%        \$14,357,320

**2. Estimate how much flexibility will be used for the budget year. How much flexibility was used in the Prior Year Budget and the Current Year Budget? Please specify the amount.**

PRIOR YEAR ACTUAL AMOUNT OF FLEXIBILITY USED	CURRENT YEAR ESTIMATED AMOUNT OF FLEXIBILITY THAT WILL BE USED	BUDGET REQUEST ESTIMATED AMOUNT OF FLEXIBILITY THAT WILL BE USED
None.	H.B. 11 language allows for up to 10% flexibility between House Bill Sections 11.100, 11.110, 11.115, 11.120, 11.125 and 11.165.	10% flexibility is being requested for FY 17.

**3. Please explain how flexibility was used in the prior and/or current years.**

PRIOR YEAR EXPLAIN ACTUAL USE	CURRENT YEAR EXPLAIN PLANNED USE
None.	Flexibility allows continued service without disrupting or delaying benefits and allows TANF funding to be spent between programs.

**DECISION ITEM DETAIL**

Budget Unit	FY 2015	FY 2015	FY 2016	FY 2016	FY 2017	FY 2017	FY 2017	FY 2017
Decision Item	ACTUAL	ACTUAL	BUDGET	BUDGET	DEPT REQ	DEPT REQ	GOV REC	GOV REC
Budget Object Class	DOLLAR	FTE	DOLLAR	FTE	DOLLAR	FTE	DOLLAR	FTE
<b>TEMPORARY ASSISTANCE</b>								
<b>CORE</b>								
OTHER	0	0.00	200,000	4.00	0	0.00	0	0.00
<b>TOTAL - PS</b>	<b>0</b>	<b>0.00</b>	<b>200,000</b>	<b>4.00</b>	<b>0</b>	<b>0.00</b>	<b>0</b>	<b>0.00</b>
TRAVEL, IN-STATE	0	0.00	50,000	0.00	0	0.00	0	0.00
PROFESSIONAL SERVICES	20,471,175	0.00	22,373,498	0.00	22,373,498	0.00	22,373,498	0.00
<b>TOTAL - EE</b>	<b>20,471,175</b>	<b>0.00</b>	<b>22,423,498</b>	<b>0.00</b>	<b>22,373,498</b>	<b>0.00</b>	<b>22,373,498</b>	<b>0.00</b>
PROGRAM DISTRIBUTIONS	97,712,961	0.00	120,949,700	0.00	95,741,055	0.00	91,241,055	0.00
<b>TOTAL - PD</b>	<b>97,712,961</b>	<b>0.00</b>	<b>120,949,700</b>	<b>0.00</b>	<b>95,741,055</b>	<b>0.00</b>	<b>91,241,055</b>	<b>0.00</b>
<b>GRAND TOTAL</b>	<b>\$118,184,136</b>	<b>0.00</b>	<b>\$143,573,198</b>	<b>4.00</b>	<b>\$118,114,553</b>	<b>0.00</b>	<b>\$113,614,553</b>	<b>0.00</b>
GENERAL REVENUE	\$10,329,291	0.00	\$9,712,354	0.00	\$9,712,354	0.00	\$9,712,354	0.00
FEDERAL FUNDS	\$107,854,845	0.00	\$133,860,844	4.00	\$108,402,199	0.00	\$103,902,199	0.00
OTHER FUNDS	\$0	0.00	\$0	0.00	\$0	0.00	\$0	0.00

## PROGRAM DESCRIPTION

**Department: Social Services**

**HB Section: 11.115**

**Program Name: Temporary Assistance**

**Program is found in the following core budget(s): Temporary Assistance**

### 1. What does this program do?

Temporary Assistance (Temporary Assistance for Needy Families-TANF) provides cash assistance to families based on income and family size for a period not to exceed 45 months total in a lifetime with some exceptions. As a result of SB24, the time limit was decreased from 60 to 45 months. The state does extend assistance paid with federal funds beyond the 45 month limit on the basis of hardship (domestic violence, substance abuse, mental health or family crisis). Parents/caretakers are exempt from the lifetime limit if they are age 60 and over, or permanently disabled.

The four purposes of the TANF program are:

- To provide assistance to needy families to help keep children in the home;
- To end dependence of needy parents by promoting job preparation, work and marriage;
- To prevent and reduce out-of-wedlock pregnancies; and
- To encourage the formation and maintenance of two-parent families.

The Federal Deficit Reduction Act of 2005 requires that 50% of a state's TANF caseload must participate in a federally defined work activity. States are expected to design programs to effectively address barriers such as mental health issues, addiction when participating in a treatment program, developmental or learning disabilities, limited English proficiency, and domestic violence. FSD contracts with outside vendors for direct case management of TANF recipients required to participate in work activities through the Missouri Work Assistance (MWA) Program. FSD is responsible for monitoring the outside vendor(s) performance and reporting outcomes to the federal government. FSD has dedicated staff in the field to provide technical assistance and support to MWA service providers. These staff meet regularly with service providers to identify training needs, locate resources to coordinate removal of barriers, and provide continuous support for program and performance improvement.

In 2015, Senate Bill 24 passed, and the Family Support Division implemented these new requirements by:

- Creating a video orientation and requiring a personal responsibility plan.
- Making systems changes to reduce and end benefits for non-compliance with work activities when this information is received from MWA.
- Creating a data exchange between the Division of Workforce Development and the Family Support Division to capture hours of participation on jobs.mo.gov.
- Making system changes to disregard a new spouse's income for six months.
- Making system changes to reduce lifetime limits from 60 to 45 months.
- Creating a Temporary Assistance diversion program.
- Creating a Temporary Assistance diversion program.

In addition, these changes have been communicated to participants, in collaboration with advocacy groups and partners.



## PROGRAM DESCRIPTION

**Department: Social Services**

**HB Section: 11.115**

**Program Name: Temporary Assistance**

**Program is found in the following core budget(s): Temporary Assistance**

On July 22, 2014, the Workforce Innovation and Opportunity Act (WIOA) became law, which reforms and modernizes the public workforce system. It reaffirms the role of the public workforce system, and brings together and enhances several key employment, education, and training programs. WIOA provides resources, services and leadership tools for the workforce system that improves employer prospects for success in the global marketplace by helping individuals find good jobs, stay employed and advance their skills. Missouri opted to include TANF as a required partner in WIOA to enhance the relationships between partner agencies serving TANF clients. The Family Support Division in coordination with other state agencies created a resource guide of agencies, held a consortium to enhance learning and held mini sessions on subjects such as using Labor Market Information, the meaning of WIOA and agency resources. As WIOA continues to develop at the federal, state and local levels, the FSD will continue to work on improving these relationships and provide staff the required knowledge and resources.

Language in the department's appropriation bill allows funding for a \$50 per month, six month transitional employment benefit to those recipients going to work, helping recipients stabilize household incomes and transition to self-sufficiency. Additionally, paying a transitional cash benefit to former Temporary Assistance beneficiaries moving to employment will allow Missouri to capitalize on its job entry success by counting these individuals in its work participation rate calculation. The transitional employment benefit will be paid only if sufficient funds are available after providing the regular benefit.

The department was granted funding in FY13 to fund provisions required in HB 73 & 47 (2011). This funding enables the department to screen and test applicants and recipients of Temporary Assistance for illegal use of a controlled substance. The department has put into place the rules, system requirements, and contracts necessary to implement drug testing. Drug testing began March 2013. SB 251 was passed in 2013 prohibiting the use of TANF funds at unauthorized locations and on restricted items.

In the FY15 budget, TANF funding in this core was redirected to fund \$508,700 of the MO Mentoring program. In FY16, this amount was transferred into the MO Mentoring core.

TANF can also be used to provide other assistance through partner agencies such as Food Banks, tutoring programs and school assistance programs to support one of the four goals of TANF stated above. The House Bill appropriates funds for the following programs:

- Funding to support Food Banks' efforts to provide services and food to low income individuals.
- LINC/Boys and Girls Club of America provide TANF eligible activities in after school settings to promote the health, social educational, vocational, and character development of youth. These programs provide Out of School Support such as homework help, general mentoring to school-age children, constructive leisure time activities and guidance under trained leadership.
- Funding to support tutoring and enrichment programs for children and youth who are part of TANF eligible families living in St. Louis City and St. Louis County school districts. DSS is contracting with the University of Missouri-St. Louis (UMSL) to work with local school districts and other stakeholders to leverage existing resources, including, but not limited to building space and equipment, to make our dollars stretch farther and serve more kids. The programs will compliment, rather than replicate other learning and development opportunities and tailor programming to individual participant needs, progress, interest and preferred learning style and ability.
- Summer Jobs Program assists the youth of low-income families in the St. Louis and Kansas City metropolitan areas. Through partnering with local businesses and community leaders, and the Missouri Office of Community Engagement, the Summer Jobs Program will provide jobs for youth along with services that provide practical work experience and develop future job skills for those participating in the program.

## PROGRAM DESCRIPTION

**Department: Social Services**

**HB Section: 11.115**

**Program Name: Temporary Assistance**

**Program is found in the following core budget(s): Temporary Assistance**

- State Parks Youth Corps (SPYC) supports the participation of youth from low income households. SPYC provides these youth with the opportunity to gain valuable work experience to prepare for tomorrow's careers.
- An initiative bringing together business, government, and young people aging out of Missouri's foster care system to achieve mutually-beneficial goals. Through shared commitment and responsibility, the partners will address business demand for good customer service employees, meet public expectations for reliable and courteous service, get young people aging out of the foster care system started on meaningful career paths, and grow Missouri's middle class.
- Jobs for America's Graduates (JAG) programs provide participants (in school or out of school) with classroom and work based learning experiences that result in a quality job leading to a career after graduation or completion of a High School Equivalency Test (HiSET).

The house bill allows for use of funds in additional areas, including the following:

- Capable Kids and Families provides support in the form of home visitation services, networking group meetings and activities, connections to other agencies, and a one of a kind resource-lending program filling the gaps in services to families of young children with disabilities and/or developmental delays.
- Home visiting programs partner with other community groups to provide education and other outreach to parents and children to reduce incidents of child abuse and neglect. This appropriation funds early childhood development programs targeting low income families and families with children under age three to ensure that these children have positive early childhood experiences both in and out of the home. These programs help prepare children to enter school ready to succeed and to reduce the potential for child abuse and neglect.
- Funding for the Alternatives to Abortion program is designed to assist women in carrying their unborn child to term instead of having an abortion, and to assist them in caring for their child or placing their child for adoption.
- Other programs that meet the goals of TANF or for Emergency Assistance.

**2. What is the authorization for this program, i.e., federal or state statute, etc.? (Include the federal program number, if applicable.)**

State statute: RSMo. 208.040, Federal law: PL 104-193 and PRWORA of 1996

**3. Are there federal matching requirements? If yes, please explain.**

Yes. There is a state maintenance of effort required to earn the TANF block grant that pays for the program. Expenditures from other programs also provide state maintenance of effort required to earn the TANF block grant.

**4. Is this a federally mandated program? If yes, please explain.**

Yes. PL 104-193 and PRWORA of 1996.

**PROGRAM DESCRIPTION**

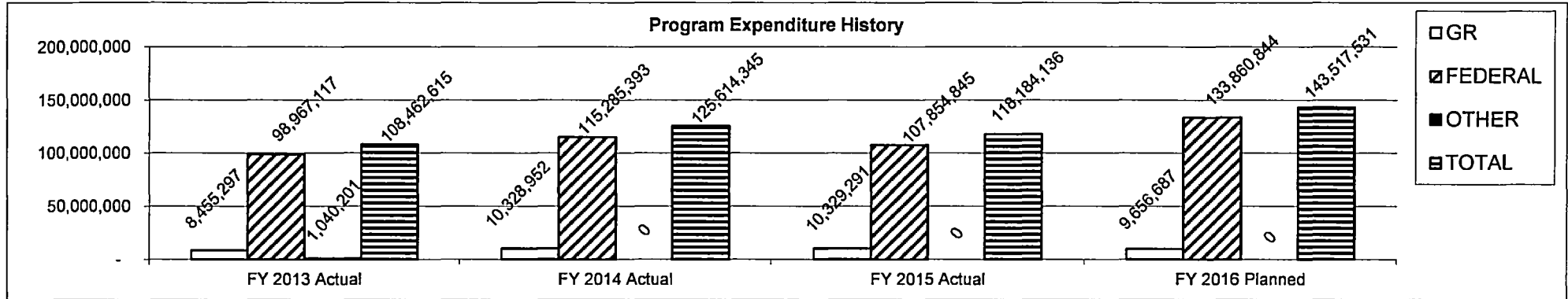
Department: Social Services

HB Section: 11.115

Program Name: Temporary Assistance

Program is found in the following core budget(s): Temporary Assistance

**5. Provide actual expenditures for the prior three fiscal years and planned expenditures for the current fiscal year.**

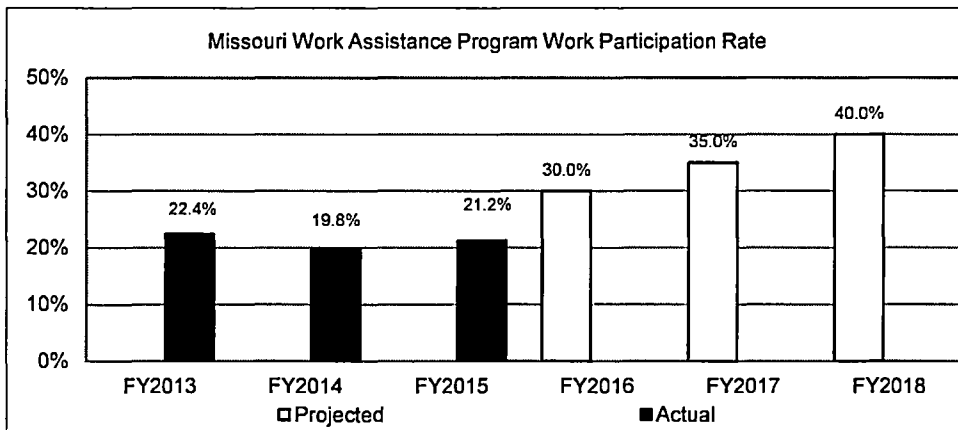


Planned FY 2016 expenditures are net of reverted and reserve.

**6. What are the sources of the "Other " funds?**

N/A

**7a. Provide an effectiveness measure.**



This is a new measure, so there are no projections for FY 13 through FY 15.

**PROGRAM DESCRIPTION**

**Department: Social Services**

**HB Section: 11.115**

**Program Name: Temporary Assistance**

**Program is found in the following core budget(s): Temporary Assistance**

**7b. Provide an efficiency measure.**

In 2015, 20,659 participants were referred to Missouri Work Assistance.

**7c. Provide the number of clients/individuals served, if applicable.**

Families Served: Average Monthly Total Number of Temporary Assistance Cases

Year	Projected	Actual
SFY 13	43,000	40,654
SFY 14	41,000	35,271
SFY 15	32,200	31,053
SFY 16	26,500	
SFY 17	25,250	
SFY 18	25,250	

Families Served: Average Monthly Number of Regular Temporary Cash Assistance

Year	Projected	Actual
SFY 13	42,000	38,767
SFY 14	39,000	33,461
SFY 15	30,000	29,201
SFY 16	25,000	
SFY 17	24,000	
SFY 18	24,000	

Families Served: Average Monthly Number of Transitional Employment Benefit Cases

Year	Projected	Actual
SFY 13	1,750	1,887
SFY 14	2,000	1,810
SFY 15	1,700	1,852
SFY 16	1,500	
SFY 17	1,250	
SFY 18	1,250	

Average Regular Temporary Assistance Grant Per Family

Year	Projected	Actual
SFY 13	\$236	\$231
SFY 14	\$231	\$227
SFY 15	\$227	\$228
SFY 16	\$231	
SFY 17	\$231	
SFY 18	\$231	

**7d. Provide a customer satisfaction measure, if available.**

N/A

***Missouri Work Assistance Agencies***

<b>REGION</b>	<b>AGENCY</b>	<b>FFY2016 Award Amount</b>
1	<b>Central Missouri Community Action</b> Audrain, Boone, Callaway, Cole, Cooper, Howard Moniteau, and Osage	\$ 1,162,140
2	<b>Better Family Life, Inc.</b> St. Louis County	\$ 2,535,000
3	<b>Community Action Partnership, St. Joseph</b> Andrew, Buchanan, Clinton, Dekalb	\$ 468,333
4	<b>Northwest Missouri Regional Council of Governments</b> Atchison, Gentry, Holt, Nodaway, Worth	\$ 63,649
5	<b>MERS/Missouri Goodwill Industries</b> Dunklin, Mississippi, New Madrid, Pemiscot, Scott, Stoddard	\$ 1,011,317
6	<b>MERS/Missouri Goodwill Industries</b> Bollinger, Cape Girardeau, Iron, Madison, Perry, St. Francois, Ste. Genevieve, Washington	\$ 939,024
7	<b>City of Springfield, Dept of Workforce Development</b> Barton, Jasper, McDonald, Newton	\$ 761,435
8	<b>Green Hills Community Action Agency</b> Caldwell, Daviess, Grundy, Harrison, Linn, Livingston, Mercer, Putnam, Sullivan	\$ 216,879
9	<b>Better Family Life, Inc.</b> City of St. Louis	\$ 3,086,256
10	<b>MERS/Missouri Goodwill Industries</b> Franklin, Jefferson	\$ 684,427
11	<b>MERS/Missouri Goodwill Industries</b> Camden, Crawford, Gasconade, Laclede, Maries, Miller, Phelps, Pulaski	\$ 755,148
12	<b>Missouri Valley Community Action Agency</b> Carroll, Chariton, Johnson, Lafayette, Pettis, Ray, Saline	\$ 614,952
13	<b>MERS/Missouri Goodwill Industries</b> Lewis, Lincoln, Macon, Marion, Monroe, Montgomery, Pike, Ralls, Randolph, Shelby, St. Charles, Warren	\$ 1,100,112

14	<b>MERS/Missouri Goodwill Industries</b> Adair, Clark, Know, Scotland, Schuyler	\$	66,007
15	<b>MERS/Missouri Goodwill Industries</b> Douglas, Howell, Oregon, Ozark, Texas, Wright	\$	559,486
16	<b>City of Springfield, Dept of Workforce Development</b> Barry, Christian, Dade, Dallas, Greene, Lawrence, Polk, Stone, Taney, Webster	\$	1,779,132
17	<b>MERS/Missouri Goodwill Industries</b> Butler, Carter, Dent, Reynolds, Ripley, Shannon, Wayne	\$	628,635
18	<b>Local Investment Commission (LINC)</b> Clay, Jackson, Platte	\$	3,981,000
19	<b>West Central Missouri Community Action Agency</b> Bates, Benton, Cass, Cedar, Henry, Hickory, Morgan, St. Clair, Vernon	\$	855,720

**Total MWA Agency Contracts: \$21,268,652**



**DECISION ITEM SUMMARY**

Budget Unit	FY 2015	FY 2015	FY 2016	FY 2016	FY 2017	FY 2017	FY 2017	FY 2017
Decision Item	ACTUAL	ACTUAL	BUDGET	BUDGET	DEPT REQ	DEPT REQ	GOV REC	GOV REC
Budget Object Summary	DOLLAR	FTE	DOLLAR	FTE	DOLLAR	FTE	DOLLAR	FTE
Fund								
<b>ADULT SUPPLEMENTATION</b>								
<b>CORE</b>								
PROGRAM-SPECIFIC								
GENERAL REVENUE	32,134	0.00	33,525	0.00	33,525	0.00	33,525	0.00
TOTAL - PD	32,134	0.00	33,525	0.00	33,525	0.00	33,525	0.00
<b>TOTAL</b>	<b>32,134</b>	<b>0.00</b>	<b>33,525</b>	<b>0.00</b>	<b>33,525</b>	<b>0.00</b>	<b>33,525</b>	<b>0.00</b>
<b>GRAND TOTAL</b>	<b>\$32,134</b>	<b>0.00</b>	<b>\$33,525</b>	<b>0.00</b>	<b>\$33,525</b>	<b>0.00</b>	<b>\$33,525</b>	<b>0.00</b>



**CORE DECISION ITEM**

**Department: Social Services**  
**Division: Family Support**  
**Core: Adult Supplementation**

**Budget Unit: 90130C**  
**HB Section: 11.125**

**1. CORE FINANCIAL SUMMARY**

	FY 2017 Budget Request			
	GR	Federal	Other	Total
PS				
EE				
PSD	33,525			33,525
TRF				
<b>Total</b>	<b>33,525</b>			<b>33,525</b>
<b>FTE</b>				<b>0.00</b>

	FY 2017 Governor's Recommendation			
	GR	Federal	Other	Total
PS				
EE				
PSD	33,525			33,525
TRF				
<b>Total</b>	<b>33,525</b>			<b>33,525</b>
<b>FTE</b>				<b>0.00</b>

<b>Est. Fringe</b>	0	0	0	0
<i>Note: Fringes budgeted in House Bill 5 except for certain fringes budgeted directly to MoDOT, Highway Patrol, and Conservation.</i>				

<b>Est. Fringe</b>	0	0	0	0
<i>Note: Fringes budgeted in House Bill 5 except for certain fringes budgeted directly to MoDOT, Highway Patrol, and Conservation.</i>				

Other Funds:

Other Funds:

**2. CORE DESCRIPTION**

Adult Supplementation provides a monthly cash benefit to targeted aged, blind and disabled persons. This program, along with Supplemental Security Income (SSI), provides supplemental payments to persons receiving less income than they were in December 1973, from the prior supplemental programs of Old Age Assistance, Aid to the Blind and Permanent and Total Disability. These claimants remain eligible for medical care. No new cases can be added to this caseload and consequently it declines over time.

**3. PROGRAM LISTING (list programs included in this core funding)**

Adult Supplementation

**CORE DECISION ITEM**

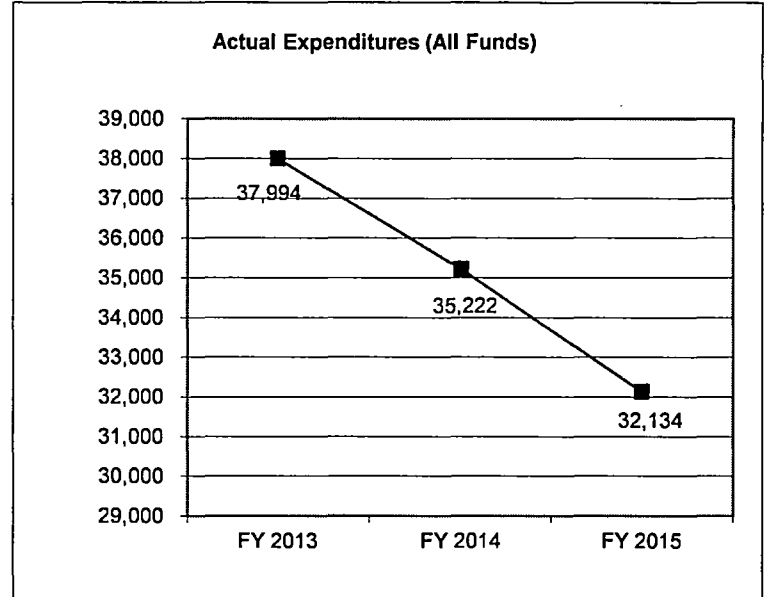
**Department: Social Services**  
**Division: Family Support**  
**Core: Adult Supplementation**

**Budget Unit: 90130C**

**HB Section: 11.125**

**4. FINANCIAL HISTORY**

	<b>FY 2013 Actual</b>	<b>FY 2014 Actual</b>	<b>FY 2015 Actual</b>	<b>FY 2016 Current Yr.</b>
Appropriation (All Funds)	41,665	38,665	35,665	33,525
Less Reverted (All Funds)	0	0	0	N/A
Less Restricted (All Funds)	0	0	0	N/A
Budget Authority (All Funds)	41,665	38,665	35,665	N/A
Actual Expenditures (All Funds)	37,994	35,222	32,134	N/A
Unexpended (All Funds)	3,671	3,443	3,531	N/A
Unexpended, by Fund:				
General Revenue	3,671	3,443	3,531	N/A
Federal	0	0	0	N/A
Other	0	0	0	N/A
	<b>(1)</b>	<b>(2)</b>	<b>(3)</b>	<b>(4)</b>



Reverted includes the statutory three- percent reserve (when applicable).  
 Restricted includes any Governor's Expenditure Restriction (when applicable).

**NOTES:**

- (1)** In FY2013, there was a core reduction of \$10,000 due to a decline in caseloads.
- (2)** In FY2014, there was a core reduction of \$3,000 due to a decline in caseloads.
- (3)** In FY2015, there was a core reduction of \$3,000 due to a decline in caseloads.
- (4)** In FY2016, there was a core reduction of \$2,140 due to a decline in caseloads.

**CORE RECONCILIATION DETAIL**

**DEPARTMENT OF SOCIAL SERVICES  
ADULT SUPPLEMENTATION**

**5. CORE RECONCILIATION DETAIL**

	Budget Class	FTE	GR	Federal	Other	Total	Explanation
<b>TAFP AFTER VETOES</b>							
	PD	0.00	33,525	0	0	33,525	
	<b>Total</b>	<b>0.00</b>	<b>33,525</b>	<b>0</b>	<b>0</b>	<b>33,525</b>	
<b>DEPARTMENT CORE REQUEST</b>							
	PD	0.00	33,525	0	0	33,525	
	<b>Total</b>	<b>0.00</b>	<b>33,525</b>	<b>0</b>	<b>0</b>	<b>33,525</b>	
<b>GOVERNOR'S RECOMMENDED CORE</b>							
	PD	0.00	33,525	0	0	33,525	
	<b>Total</b>	<b>0.00</b>	<b>33,525</b>	<b>0</b>	<b>0</b>	<b>33,525</b>	

**DECISION ITEM DETAIL**

Budget Unit	FY 2015	FY 2015	FY 2016	FY 2016	FY 2017	FY 2017	FY 2017	FY 2017
Decision Item	ACTUAL	ACTUAL	BUDGET	BUDGET	DEPT REQ	DEPT REQ	GOV REC	GOV REC
Budget Object Class	DOLLAR	FTE	DOLLAR	FTE	DOLLAR	FTE	DOLLAR	FTE
<b>ADULT SUPPLEMENTATION</b>								
<b>CORE</b>								
PROGRAM DISTRIBUTIONS	32,134	0.00	33,525	0.00	33,525	0.00	33,525	0.00
TOTAL - PD	32,134	0.00	33,525	0.00	33,525	0.00	33,525	0.00
<b>GRAND TOTAL</b>	<b>\$32,134</b>	<b>0.00</b>	<b>\$33,525</b>	<b>0.00</b>	<b>\$33,525</b>	<b>0.00</b>	<b>\$33,525</b>	<b>0.00</b>
GENERAL REVENUE	\$32,134	0.00	\$33,525	0.00	\$33,525	0.00	\$33,525	0.00
FEDERAL FUNDS	\$0	0.00	\$0	0.00	\$0	0.00	\$0	0.00
OTHER FUNDS	\$0	0.00	\$0	0.00	\$0	0.00	\$0	0.00

**PROGRAM DESCRIPTION**

**Department: Social Services**  
**Program Name: Adult Supplementation**  
**Program is found in the following core budget(s): Adult Supplementation**

**HB: Section 11.125**

**1. What does this program do?**

Adult Supplementation provides a monthly cash benefit to targeted aged, blind and disabled persons. In conjunction with the Supplemental Security Income (SSI) program, states are required to make Supplemental Payments (SSI-SP) to those persons who would receive less total income than they were receiving in December 1973 from any of the three former programs of Old Age Assistance, Aid to the Blind and Permanent and Total Disability. Those recipients who were not eligible for SSI, but whose incomes were less than their 1973 level, also receive a supplemental payment from the State of Missouri equal to the difference in the income levels. These recipients are designated as Supplemental Payment Only (SP-Only) recipients.

Any claimant converted to SSI-SP or SP-Only remains eligible for medical care. No new cases can be added to this caseload and, consequently, it declines over time.

**2. What is the authorization for this program, i.e., federal or state statute, etc.? (Include the federal program number, if applicable.)**

State statute: RSMo. 208.030, Federal law: Section 1616 of the Social Security Act.

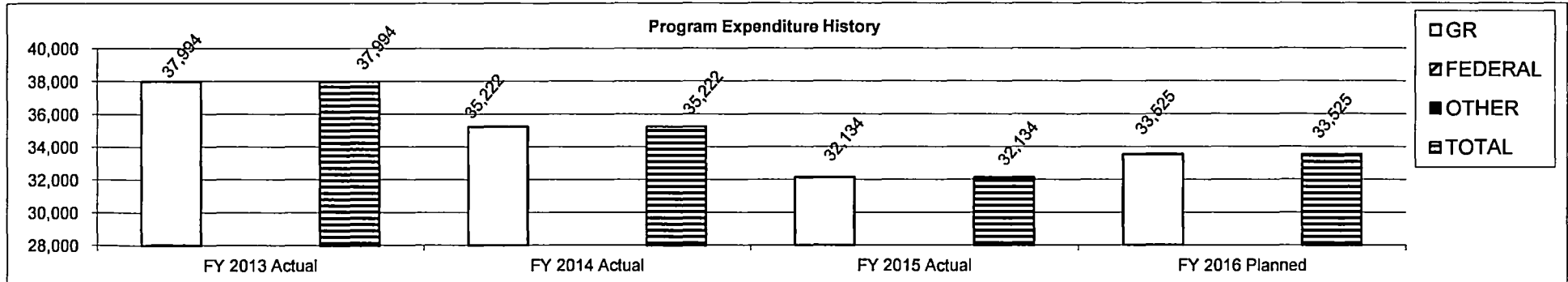
**3. Are there federal matching requirements? If yes, please explain.**

No.

**4. Is this a federally mandated program? If yes, please explain.**

Yes. Section 1616 of the Social Security Act. States are required to make Supplemental Payments (SSI-SP or SP Only) to those persons who would receive less total income than they were receiving in December 1973 from any of the three former programs referenced above.

**5. Provide actual expenditures for the prior three fiscal years and planned expenditures for the current fiscal year.**



**PROGRAM DESCRIPTION**

**Department: Social Services**  
**Program Name: Adult Supplementation**  
**Program is found in the following core budget(s): Adult Supplementation**

**HB: Section 11.125**

**6. What are the sources of the "Other " funds?**

N/A.

**7a. Provide an effectiveness measure.**

This appropriation affects programs in the Family Support Division. Effectiveness measures affecting healthy, safe and prosperous Missourians are incorporated in the appropriate core appropriations.

**7b. Provide an efficiency measure.**

This appropriation affects programs in the Family Support Division. Efficiency measures affecting healthy, safe and prosperous Missourians are incorporated in the appropriate core appropriations.

**7c. Provide the number of clients/individuals served, if applicable.**

**Total Average Monthly # of  
Individuals Receiving  
Supplemental Payments**

Year	Projected	Actual
SFY 13	115	96
SFY 14	96	86
SFY 15	86	76
SFY 16	76	
SFY 17	76	
SFY 18	76	

**Average Monthly # of Individuals  
Receiving SSI-SP**

Year	Projected	Actual
SFY 13	88	76
SFY 14	76	69
SFY 15	69	60
SFY 16	60	
SFY 17	60	
SFY 18	60	

**Average Monthly # of Individuals  
Receiving SP**

Year	Projected	Actual
SFY 13	27	20
SFY 14	20	17
SFY 15	17	16
SFY 16	16	
SFY 17	16	
SFY 18	16	

**7d. Provide a customer satisfaction measure, if available.**

N/A.



**DECISION ITEM SUMMARY**

Budget Unit	FY 2015	FY 2015	FY 2016	FY 2016	FY 2017	FY 2017	FY 2017	FY 2017
Decision Item	ACTUAL	ACTUAL	BUDGET	BUDGET	DEPT REQ	DEPT REQ	GOV REC	GOV REC
Budget Object Summary	DOLLAR	FTE	DOLLAR	FTE	DOLLAR	FTE	DOLLAR	FTE
Fund								
<b>SUPPLEMENTAL NURSING CARE</b>								
<b>CORE</b>								
PROGRAM-SPECIFIC								
GENERAL REVENUE	24,861,160	0.00	23,130,951	0.00	23,130,951	0.00	23,130,951	0.00
TOTAL - PD	24,861,160	0.00	23,130,951	0.00	23,130,951	0.00	23,130,951	0.00
<b>TOTAL</b>	<b>24,861,160</b>	<b>0.00</b>	<b>23,130,951</b>	<b>0.00</b>	<b>23,130,951</b>	<b>0.00</b>	<b>23,130,951</b>	<b>0.00</b>
<b>Supplemental Nursing Care CTC - 1886032</b>								
PROGRAM-SPECIFIC								
GENERAL REVENUE	0	0.00	0	0.00	2,617,576	0.00	2,489,934	0.00
TOTAL - PD	0	0.00	0	0.00	2,617,576	0.00	2,489,934	0.00
<b>TOTAL</b>	<b>0</b>	<b>0.00</b>	<b>0</b>	<b>0.00</b>	<b>2,617,576</b>	<b>0.00</b>	<b>2,489,934</b>	<b>0.00</b>
<b>GRAND TOTAL</b>	<b>\$24,861,160</b>	<b>0.00</b>	<b>\$23,130,951</b>	<b>0.00</b>	<b>\$25,748,527</b>	<b>0.00</b>	<b>\$25,620,885</b>	<b>0.00</b>



**CORE DECISION ITEM**

**Department: Social Services**  
**Division: Family Support**  
**Core: Supplemental Nursing Care**

**Budget Unit: 90140C**  
**HB Section: 11.130**

**1. CORE FINANCIAL SUMMARY**

	FY 2017 Budget Request			
	GR	Federal	Other	Total
PS				
EE				
PSD	23,130,951			23,130,951
TRF				
<b>Total</b>	<b>23,130,951</b>			<b>23,130,951</b>

	FY 2017 Governor's Recommendation			
	GR	Federal	Other	Total
PS				
EE				
PSD	23,130,951			23,130,951
TRF				
<b>Total</b>	<b>23,130,951</b>			<b>23,130,951</b>

<i>Est. Fringe</i>	0	0	0	0
<i>Note: Fringes budgeted in House Bill 5 except for certain fringes budgeted directly to MoDOT, Highway Patrol, and Conservation.</i>				

<i>Est. Fringe</i>	0	0	0	0
<i>Note: Fringes budgeted in House Bill 5 except for certain fringes budgeted directly to MoDOT, Highway Patrol, and Conservation.</i>				

Other Funds:

Other Funds:

**2. CORE DESCRIPTION**

This appropriation provides monthly cash benefits to eligible persons in Residential Care Facilities, Assisted Living Facilities, non-MO HealthNet certified areas of Intermediate Care Facilities, and Skilled Nursing Facilities. Supplemental Nursing Care (SNC) recipients must be 65 or over in age or permanently and totally disabled or blind and have insufficient income to meet the basic facility charge. Resources must be less than \$1,000 for a single person, or \$2,000 for a married person. The recipients have medical coverage under the Mo HealthNet Program.

Persons eligible for these cash benefits also receive a \$50 personal needs monthly allowance unless such needs are being met by the Department of Mental Health.

**3. PROGRAM LISTING (list programs included in this core funding)**

Supplemental Nursing Care

**CORE DECISION ITEM**

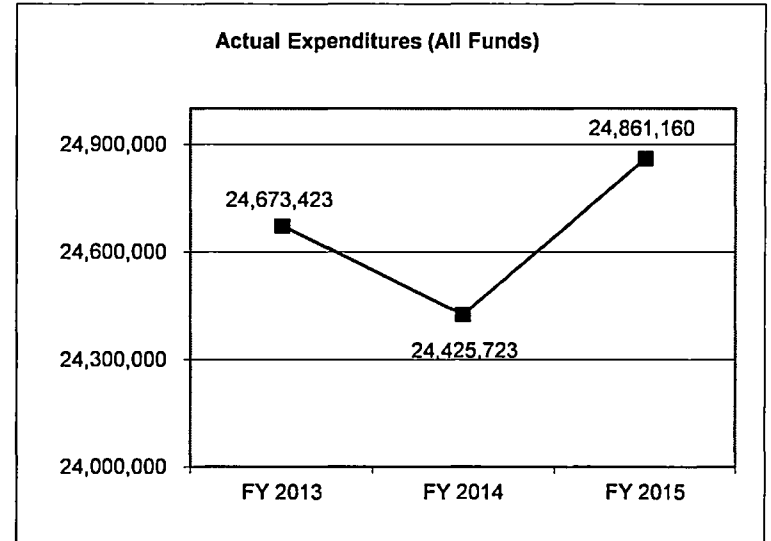
**Department: Social Services**  
**Division: Family Support**  
**Core: Supplemental Nursing Care**

**Budget Unit: 90140C**

**HB Section: 11.130**

**4. FINANCIAL HISTORY**

	FY 2013 Actual	FY 2014 Actual	FY 2015 Actual	FY 2016 Current Yr.
Appropriation (All Funds)	25,178,384	24,930,575	25,107,395	23,130,951
Less Reverted (All Funds)	0	0	0	N/A
Less Restricted (All Funds)	0	0	0	N/A
Budget Authority (All Funds)	0	0	0	N/A
	<hr/>	<hr/>	<hr/>	<hr/>
Actual Expenditures (All Funds)	25,178,384	24,930,575	25,107,395	N/A
Unexpended (All Funds)	24,673,423	24,425,723	24,861,160	N/A
	<hr/>	<hr/>	<hr/>	<hr/>
Unexpended, by Fund:				
General Revenue	504,961	504,852	246,235	N/A
Federal	0	0	0	N/A
Other	0	0	0	N/A
	<hr/>	<hr/>	<hr/>	<hr/>
	(1)	(2)	(3)	(4)



Reverted includes the statutory three- percent reserve (when applicable).  
 Restricted includes any Governor's Expenditure Restriction (when applicable).

(1) FY 2013 - Core reduction of \$629,197

(2) FY 2014 - Core reduction of \$269,000

(3) FY 2015 - Core increase of \$176,820.

(4) FY 2016 - Core reduction of \$500,000 due to projected lapse. There was an additional core reduction of \$1,476,444.

**CORE RECONCILIATION DETAIL**

**DEPARTMENT OF SOCIAL SERVICES  
SUPPLEMENTAL NURSING CARE**

**5. CORE RECONCILIATION DETAIL**

	<b>Budget Class</b>	<b>FTE</b>	<b>GR</b>	<b>Federal</b>	<b>Other</b>	<b>Total</b>	<b>Explanation</b>
<b>TAFP AFTER VETOES</b>	PD	0.00	23,130,951	0	0	23,130,951	
	<b>Total</b>	<b>0.00</b>	<b>23,130,951</b>	<b>0</b>	<b>0</b>	<b>23,130,951</b>	
<b>DEPARTMENT CORE REQUEST</b>	PD	0.00	23,130,951	0	0	23,130,951	
	<b>Total</b>	<b>0.00</b>	<b>23,130,951</b>	<b>0</b>	<b>0</b>	<b>23,130,951</b>	
<b>GOVERNOR'S RECOMMENDED CORE</b>	PD	0.00	23,130,951	0	0	23,130,951	
	<b>Total</b>	<b>0.00</b>	<b>23,130,951</b>	<b>0</b>	<b>0</b>	<b>23,130,951</b>	

**DECISION ITEM DETAIL**

Budget Unit	FY 2015	FY 2015	FY 2016	FY 2016	FY 2017	FY 2017	FY 2017	FY 2017
Decision Item	ACTUAL	ACTUAL	BUDGET	BUDGET	DEPT REQ	DEPT REQ	GOV REC	GOV REC
Budget Object Class	DOLLAR	FTE	DOLLAR	FTE	DOLLAR	FTE	DOLLAR	FTE
<b>SUPPLEMENTAL NURSING CARE</b>								
<b>CORE</b>								
PROGRAM DISTRIBUTIONS	24,861,160	0.00	23,130,951	0.00	23,130,951	0.00	23,130,951	0.00
TOTAL - PD	24,861,160	0.00	23,130,951	0.00	23,130,951	0.00	23,130,951	0.00
<b>GRAND TOTAL</b>	<b>\$24,861,160</b>	<b>0.00</b>	<b>\$23,130,951</b>	<b>0.00</b>	<b>\$23,130,951</b>	<b>0.00</b>	<b>\$23,130,951</b>	<b>0.00</b>
GENERAL REVENUE	\$24,861,160	0.00	\$23,130,951	0.00	\$23,130,951	0.00	\$23,130,951	0.00
FEDERAL FUNDS	\$0	0.00	\$0	0.00	\$0	0.00	\$0	0.00
OTHER FUNDS	\$0	0.00	\$0	0.00	\$0	0.00	\$0	0.00

## PROGRAM DESCRIPTION

Department: Social Services

HB Section: 11.130

Program Name: Supplemental Nursing Care

Program is found in the following core budget(s): Supplemental Nursing Care

### 1. What does this program do?

The Supplemental Nursing Care program provides monthly cash benefits to eligible persons in Residential Care Facilities, Assisted Living Facilities, non-MO HealthNet certified areas of Intermediate Care Facilities, and Skilled Nursing Facilities. These grants help low-income seniors and persons with disabilities afford adequate care and remain in a less restrictive environment for long term care, improving their quality of life. Supplemental Nursing Care (SNC) recipients must be 65 or over in age or permanently and totally disabled or blind and have insufficient income to meet the basic facility charge. Resources must be less than \$1,000 for a single person, or \$2,000 for a married person.

An eligible adult, living in a licensed nursing facility and found medically eligible, may receive a maximum of \$390 monthly. If living in an assisted living facility, formerly known as a licensed residential care facility II (RCF-II), an eligible person may receive a maximum of \$292 monthly. An eligible adult, living in a licensed residential care facility I (RCF-I), may receive a maximum of \$156 monthly. Persons eligible for these cash benefits also receive a \$50 personal needs monthly allowance unless such needs are being met by the Department of Mental Health. Senate Bill 418 (2007) modified the personal needs allowance for Supplemental Nursing Care program to equal the MO HealthNet vendor nursing facility personal needs allowance, which is currently \$50 per month. House Bill 395 (2009) specified that beginning January 1, 2010, the allowance must increase by an amount equal to the product of the percentage of the Social Security benefit cost-of-living adjustment and the average amount that MO HealthNet participants are required to contribute to the cost of institutionalized care but must not exceed \$5 in any year. Now that the allowance has reached \$50 a month, there will be no further increases unless authorized by annual appropriation.

### 2. What is the authorization for this program, i.e., federal or state statute, etc.? (Include the federal program number, if applicable.)

State statute: RSMo. 208.016 & 208.030, Federal law: Section 1618 of the Social Security Act.

### 3. Are there federal matching requirements? If yes, please explain.

No.

### 4. Is this a federally mandated program? If yes, please explain.

Yes. Section 1618 of the Social Security Act, RSMo 208.030. It is an optional state program that provides monthly cash benefits for eligible persons in residential care facilities and in non-MO HealthNet certified areas of ICF/SNF nursing facilities. Federal law mandates that once a state exercises their option to operate a program it may not be terminated without losing all federal Medicaid Assistance.

**PROGRAM DESCRIPTION**

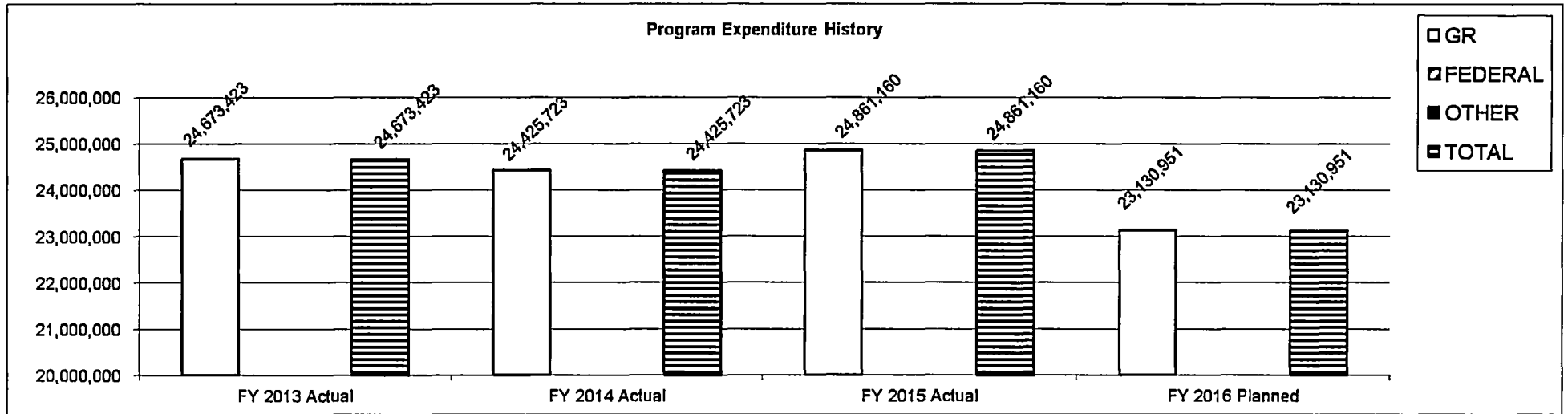
Department: Social Services

HB Section: 11.130

Program Name: Supplemental Nursing Care

Program is found in the following core budget(s): Supplemental Nursing Care

**5. Provide actual expenditures for the prior three fiscal years and planned expenditures for the current fiscal year.**



**6. What are the sources of the "Other " funds?**

N/A.

**7a. Provide an effectiveness measure.**

This appropriation affects programs in the Family Support Division. Effectiveness measures affecting healthy, safe and prosperous Missourians are incorporated in the appropriate core appropriations.

**7b. Provide an efficiency measure.**

This appropriation affects programs in the Family Support Division. Efficiency measures affecting healthy, safe and prosperous Missourians are incorporated in the appropriate core appropriations.

**PROGRAM DESCRIPTION**

Department: Social Services

HB Section: 11.130

Program Name: Supplemental Nursing Care

Program is found in the following core budget(s): Supplemental Nursing Care

**7c. Provide the number of clients/individuals served, if applicable.**

**Total Supplemental Nursing Care Average Monthly Caseload**

Year	Projected Average Monthly Caseload	Actual Average Monthly Caseload
SFY 13	7,363	7,164
SFY 14	7,180	6,970
SFY 15	6,875	6,855
SFY 16	6,979	
SFY 17	6,979	
SFY 18	6,979	

**Residential Care Facility (RCF I) Average Monthly Caseload**

Year	Projected Average Monthly Caseload	Actual Average Monthly Caseload
SFY 13	2,145	1,994
SFY 14	2,000	1,952
SFY 15	1,925	1,912
SFY 16	1,924	
SFY 17	1,924	
SFY 18	1,924	

**Assisted Living Facility (formerly RCF II) Average Monthly Caseload**

Year	Projected Average	Actual Average Monthly
SFY 13	4,796	4,843
SFY 14	4,850	4,740
SFY 15	4,700	4,701
SFY 16	4,842	
SFY 17	4,842	
SFY 18	4,842	

**Skilled Nursing Intermediate Care Average Monthly Caseload**

Year	Projected Average	Actual Average Monthly
SFY 13	422	327
SFY 14	330	278
SFY 15	250	242
SFY 16	213	
SFY 17	213	
SFY 18	213	

**Eligibles:**

Supplemental Nursing Care (SNC) recipients must be 65 or over in age or permanently and totally disabled or blind and have insufficient income to meet the basic facility charge. Resources must be less than \$1,000 for a single person, or \$2,000 for a married person.

**7d. Provide a customer satisfaction measure, if available.**

N/A

NEW DECISION ITEM  
 RANK: 16 OF 29

Department: Social Services  
 Division: Family Support  
 DI Name: Supplemental Nursing Care CTC

DI# 1886032

Budget Unit: 90140C  
 HB Section: 11.130

**1. AMOUNT OF REQUEST**

	FY 2017 Budget Request			
	GR	Federal	Other	Total
PS				
EE				
PSD	2,617,576			2,617,576
TRF				
<b>Total</b>	<b>2,617,576</b>			<b>2,617,576</b>
<b>FTE</b>				<b>0.00</b>

	FY 2017 Governor's Recommendation			
	GR	Federal	Other	Total
PS				
EE				
PSD	2,489,934			2,489,934
TRF				
<b>Total</b>	<b>2,489,934</b>			<b>2,489,934</b>
<b>FTE</b>				<b>0.00</b>

<i>Est. Fringe</i>	0	0	0	0
--------------------	---	---	---	---

*Note: Fringes budgeted in House Bill 5 except for certain fringes budgeted directly to MoDOT, Highway Patrol, and Conservation.*

<i>Est. Fringe</i>	0	0	0	0
--------------------	---	---	---	---

*Note: Fringes budgeted in House Bill 5 except for certain fringes budgeted directly to MoDOT, Highway Patrol, and Conservation.*

Other Funds:

Other Funds:

**2. THIS REQUEST CAN BE CATEGORIZED AS:**

- |  |  |  |
|--|--|--|
| <input type="checkbox"/> New Legislation | <input type="checkbox"/> New Program       | <input type="checkbox"/> Fund Switch                 |
| <input type="checkbox"/> Federal Mandate | <input type="checkbox"/> Program Expansion | <input checked="" type="checkbox"/> Cost to Continue |
| <input type="checkbox"/> GR Pick-Up      | <input type="checkbox"/> Space Request     | <input type="checkbox"/> Equipment Replacement       |
| <input type="checkbox"/> Pay Plan        | <input type="checkbox"/> Other:            |  |

**3. WHY IS THIS FUNDING NEEDED? PROVIDE AN EXPLANATION FOR ITEMS CHECKED IN #2. INCLUDE THE FEDERAL OR STATE STATUTORY OR CONSTITUTIONAL AUTHORIZATION FOR THIS PROGRAM.**

In FY 16, there was a core reduction of \$500,000 for projected lapse due to anticipated caseload decline. There was also a 6% GR reduction of \$1,476,444 that increased the shortfall. While caseloads were declining at the beginning of FY 15, there was an increase in the last half of FY 15. Funding is requested to cover the difference between current appropriation authority and projected expenditures.

Authority: Section 1618 of the Social Security Act, RSMo 208.030, 208.016.



**NEW DECISION ITEM**  
**RANK: 16 OF 29**

**Department: Social Services** **Budget Unit: 90140C**  
**Division: Family Support**  
**DI Name: Supplemental Nursing Care CTC** **DI# 1886032** **HB Section: 11.130**

**4. DESCRIBE THE DETAILED ASSUMPTIONS USED TO DERIVE THE SPECIFIC REQUESTED AMOUNT. (How did you determine that the requested number of FTE were appropriate? From what source or standard did you derive the requested levels of funding? Were alternatives such as outsourcing or automation considered? If based on new legislation, does request tie to TAFP fiscal note? If not, explain why. Detail which portions of the request are one-times and how those amounts were calculated.)**

Based on current actual/projected expenditures and personal needs allowance, it is anticipated that additional funding will be necessary to operate the Supplemental Nursing Care program for FY 16 and is requested as a Cost to Continue in FY 17.

Total FY 16 Projected Expenditures	25,748,527
FY 16 Core	23,130,951
FY 16 Supplemental Need (CTC)	(2,617,576)

The Governor recommended \$2,489,934 based on updated caseload information.

<b>5. BREAK DOWN THE REQUEST BY BUDGET OBJECT CLASS, JOB CLASS, AND FUND SOURCE. IDENTIFY ONE-TIME COSTS.</b>									
Budget Object Class/Job Class	Dept Req GR DOLLARS	Dept Req GR FTE	Dept Req FED DOLLARS	Dept Req FED FTE	Dept Req OTHER DOLLARS	Dept Req OTHER FTE	Dept Req TOTAL DOLLARS	Dept Req TOTAL FTE	Dept Req One-Time DOLLARS
<b>Total PS</b>	0	0.0	0	0.0	0	0.0	0	0.0	0
<b>Total EE</b>	0		0		0		0		0
Program Distributions	2,617,576						2,617,576		
<b>Total PSD</b>	2,617,576		0		0		2,617,576		0
Transfers							0		
<b>Total TRF</b>	0		0		0		0		0
<b>Grand Total</b>	2,617,576	0.0	0	0.0	0	0.0	2,617,576	0.0	0

**NEW DECISION ITEM**

RANK: 16 OF 29

Department: Social Services

Budget Unit: 90140C

Division: Family Support

DI Name: Supplemental Nursing Care CTC

DI# 1886032

HB Section: 11.130

Budget Object Class/Job Class	Gov Rec GR DOLLARS	Gov Rec GR FTE	Gov Rec FED DOLLARS	Gov Rec FED FTE	Gov Rec OTHER DOLLARS	Gov Rec OTHER FTE	Gov Rec TOTAL DOLLARS	Gov Rec TOTAL FTE	Gov Rec One-Time DOLLARS
Total PS	0	0.0	0	0.0	0	0.0	0	0.0	0
Total EE	<u>0</u>		<u>0</u>		<u>0</u>		<u>0</u>		<u>0</u>
Program Distributions	2,489,934						2,489,934		
Total PSD	<u>2,489,934</u>		<u>0</u>		<u>0</u>		<u>2,489,934</u>		<u>0</u>
Transfers							<u>0</u>		
Total TRF	<u>0</u>		<u>0</u>		<u>0</u>		<u>0</u>		<u>0</u>
<b>Grand Total</b>	<b>2,489,934</b>	<b>0.0</b>	<b>0</b>	<b>0.0</b>	<b>0</b>	<b>0.0</b>	<b>2,489,934</b>	<b>0.0</b>	<b>0</b>

**NEW DECISION ITEM**  
**RANK: 16 OF 29**

**Department: Social Services**  
**Division: Family Support**  
**DI Name: Supplemental Nursing Care CTC**

**DI# 1886032**

**Budget Unit: 90140C**  
**HB Section: 11.130**

**6. PERFORMANCE MEASURES (If new decision item has an associated core, separately identify projected performance with & without additional funding.)**

**6a. Provide an effectiveness measure.**

This appropriation affects programs in the Family Support Division. Effectiveness measures affecting healthy, safe and prosperous Missourians are incorporated in the appropriate core appropriations.

**6b. Provide an efficiency measure.**

This appropriation affects programs in the Family Support Division. Efficiency measures affecting healthy, safe and prosperous Missourians are incorporated in the appropriate core appropriations.

**6c. Provide the number of clients/individuals served, if applicable.**

**Total Supplemental Nursing Care Average Monthly Caseload**

Year	Projected Average Monthly Caseload	Actual Average Monthly Caseload
SFY 13	7,363	7,164
SFY 14	7,180	6,970
SFY 15	6,875	6,855
SFY 16	6,979	
SFY 17	6,979	
SFY 18	6,979	

**Residential Care Facility (RCF I) Average Monthly Caseload**

Year	Projected Average Monthly Caseload	Actual Average Monthly Caseload
SFY 13	2,145	1,994
SFY 14	2,000	1,952
SFY 15	1,925	1,912
SFY 16	1,924	
SFY 17	1,924	
SFY 18	1,924	

**Assisted Living Facility (formerly RCF II) Average Monthly Caseload**

Year	Projected Average	Actual Average Monthly
SFY 13	4,796	4,843
SFY 14	4,850	4,740
SFY 15	4,700	4,701
SFY 16	4,842	
SFY 17	4,842	
SFY 18	4,842	

**Skilled Nursing Intermediate Care Average Monthly Caseload**

Year	Projected Average	Actual Average Monthly
SFY 13	422	327
SFY 14	330	278
SFY 15	250	242
SFY 16	213	
SFY 17	213	
SFY 18	213	

**Eligibles:**

Supplemental Nursing Care (SNC) recipients must be 65 or over in age or permanently and totally disabled or blind and have insufficient income to meet the basic facility charge. Resources must be less than \$1,000 for a single person, or \$2,000 for a married person.

**7. STRATEGIES TO ACHIEVE THE PERFORMANCE MEASUREMENT TARGETS:**

N/A

**DECISION ITEM DETAIL**

Budget Unit	FY 2015	FY 2015	FY 2016	FY 2016	FY 2017	FY 2017	FY 2017	FY 2017
Decision Item	ACTUAL	ACTUAL	BUDGET	BUDGET	DEPT REQ	DEPT REQ	GOV REC	GOV REC
Budget Object Class	DOLLAR	FTE	DOLLAR	FTE	DOLLAR	FTE	DOLLAR	FTE
<b>SUPPLEMENTAL NURSING CARE</b>								
<b>Supplemental Nursing Care CTC - 1886032</b>								
PROGRAM DISTRIBUTIONS	0	0.00	0	0.00	2,617,576	0.00	2,489,934	0.00
TOTAL - PD	0	0.00	0	0.00	2,617,576	0.00	2,489,934	0.00
<b>GRAND TOTAL</b>	<b>\$0</b>	<b>0.00</b>	<b>\$0</b>	<b>0.00</b>	<b>\$2,617,576</b>	<b>0.00</b>	<b>\$2,489,934</b>	<b>0.00</b>
GENERAL REVENUE	\$0	0.00	\$0	0.00	\$2,617,576	0.00	\$2,489,934	0.00
FEDERAL FUNDS	\$0	0.00	\$0	0.00	\$0	0.00	\$0	0.00
OTHER FUNDS	\$0	0.00	\$0	0.00	\$0	0.00	\$0	0.00



**DECISION ITEM SUMMARY**

Budget Unit	FY 2015	FY 2015	FY 2016	FY 2016	FY 2017	FY 2017	FY 2017	FY 2017
Decision Item	ACTUAL	ACTUAL	BUDGET	BUDGET	DEPT REQ	DEPT REQ	GOV REC	GOV REC
Budget Object Summary	DOLLAR	FTE	DOLLAR	FTE	DOLLAR	FTE	DOLLAR	FTE
Fund								
<b>BLIND PENSIONS</b>								
<b>CORE</b>								
PROGRAM-SPECIFIC								
GENERAL REVENUE	729,021	0.00	2,284,460	0.00	2,284,460	0.00	2,284,460	0.00
BLIND PENSION	31,691,567	0.00	34,313,866	0.00	34,313,866	0.00	34,313,866	0.00
TOTAL - PD	32,420,588	0.00	36,598,326	0.00	36,598,326	0.00	36,598,326	0.00
<b>TOTAL</b>	<b>32,420,588</b>	<b>0.00</b>	<b>36,598,326</b>	<b>0.00</b>	<b>36,598,326</b>	<b>0.00</b>	<b>36,598,326</b>	<b>0.00</b>
<b>BP GR pickup - 1886031</b>								
PROGRAM-SPECIFIC								
GENERAL REVENUE	0	0.00	0	0.00	455,071	0.00	949,490	0.00
TOTAL - PD	0	0.00	0	0.00	455,071	0.00	949,490	0.00
<b>TOTAL</b>	<b>0</b>	<b>0.00</b>	<b>0</b>	<b>0.00</b>	<b>455,071</b>	<b>0.00</b>	<b>949,490</b>	<b>0.00</b>
<b>Blind Pension Rate Increase - 1886030</b>								
PROGRAM-SPECIFIC								
BLIND PENSION	0	0.00	0	0.00	437,040	0.00	437,040	0.00
TOTAL - PD	0	0.00	0	0.00	437,040	0.00	437,040	0.00
<b>TOTAL</b>	<b>0</b>	<b>0.00</b>	<b>0</b>	<b>0.00</b>	<b>437,040</b>	<b>0.00</b>	<b>437,040</b>	<b>0.00</b>
<b>GRAND TOTAL</b>	<b>\$32,420,588</b>	<b>0.00</b>	<b>\$36,598,326</b>	<b>0.00</b>	<b>\$37,490,437</b>	<b>0.00</b>	<b>\$37,984,856</b>	<b>0.00</b>

**CORE DECISION ITEM**

Department: Social Services  
 Division: Family Support  
 Core: Blind Pension

Budget Unit: 90160C  
 HB Section: 11.135

**1. CORE FINANCIAL SUMMARY**

	FY 2017 Budget Request			
	GR	Federal	Other	Total
PS				
EE				
PSD	2,284,460		34,313,866	36,598,326
TRF				
<b>Total</b>	<b>2,284,460</b>		<b>34,313,866</b>	<b>36,598,326</b>
<b>FTE</b>				<b>0.00</b>

	FY 2017 Governor's Recommendation			
	GR	Federal	Other	Total
PS				
EE				
PSD	2,284,460		34,313,866	36,598,326
TRF				
<b>Total</b>	<b>2,284,460</b>		<b>34,313,866</b>	<b>36,598,326</b>
<b>FTE</b>				<b>0.00</b>

<i>Est. Fringe</i>	0	0	0	0
--------------------	---	---	---	---

*Note: Fringes budgeted in House Bill 5 except for certain fringes budgeted directly to MoDOT, Highway Patrol, and Conservation.*

<i>Est. Fringe</i>	0	0	0	0
--------------------	---	---	---	---

*Note: Fringes budgeted in House Bill 5 except for certain fringes budgeted directly to MoDOT, Highway Patrol, and Conservation.*

Other Funds: Blind Pension (0621)

Other Funds: Blind Pension (0621)

**2. CORE DESCRIPTION**

This appropriation provides assistance to two groups:

Assistance for blind persons who do not qualify under the supplemental aid to the blind law and who are not eligible for Supplemental Security Income benefits (Blind Pension Program); and

Assistance for blind persons who meet certain requirements with reasonable subsistence in accordance with standards developed by the Family Support Division (Supplemental Aid to the Blind Program).

The revenue source for the Blind Pension Fund comes from an annual tax of three cents (\$.03) on each one hundred dollar (\$100) valuation on taxable property. (Section 209.130 RSMo)

**3. PROGRAM LISTING (list programs included in this core funding)**

Blind Pension

**CORE DECISION ITEM**

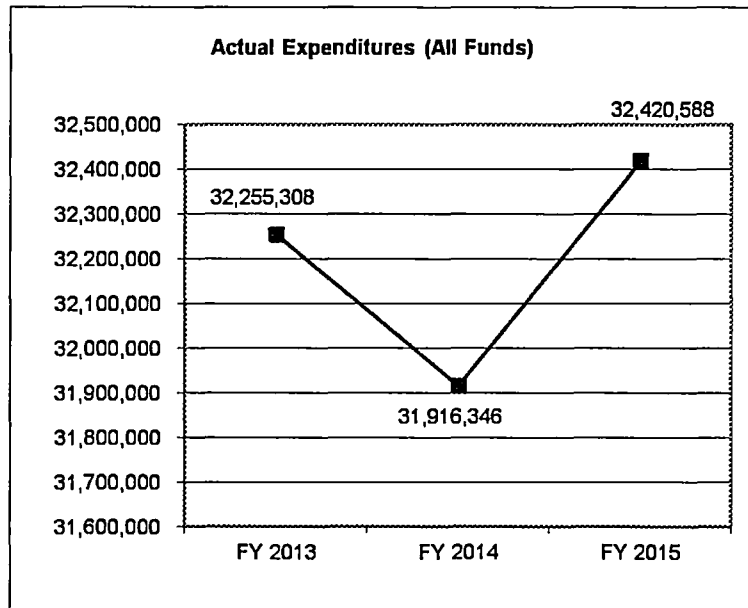
**Department: Social Services**  
**Division: Family Support**  
**Core: Blind Pension**

**Budget Unit: 90160C**

**HB Section: 11.135**

**4. FINANCIAL HISTORY**

	<b>FY 2013 Actual</b>	<b>FY 2014 Actual</b>	<b>FY 2015 Actual</b>	<b>FY 2016 Current Yr.</b>
Appropriation (All Funds)	33,964,470	33,964,470	35,042,887	36,598,326
Less Reverted (All Funds)	0	0	0	N/A
Less Restricted (All Funds)	0	0	0	N/A
Budget Authority (All Funds)	33,964,470	33,964,470	35,042,887	N/A
Actual Expenditures (All Funds)	32,255,308	31,916,346	32,420,588	N/A
Unexpended (All Funds)	1,709,162	2,048,124	2,622,299	N/A
Unexpended, by Fund:				
General Revenue	0	0	0	N/A
Federal	0	0	0	N/A
Other	1,709,162	2,048,124	2,622,299	N/A
	(1)		(1,2)	(3)



Reverted includes the statutory three- percent reserve (when applicable).  
 Restricted includes any Governor's Expenditure Restriction (when applicable).

**NOTES:**

- (1) Additional funding was granted in FY2013 and FY2015 for rate increases.
- (2) Supplemental of \$729,021 GR granted.
- (3) General Revenue pick up of \$2,284,460 granted.



**CORE RECONCILIATION DETAIL**

**DEPARTMENT OF SOCIAL SERVICES  
BLIND PENSIONS**

**5. CORE RECONCILIATION DETAIL**

	<b>Budget Class</b>	<b>FTE</b>	<b>GR</b>	<b>Federal</b>	<b>Other</b>	<b>Total</b>	<b>Explanation</b>
<b>TAFP AFTER VETOES</b>	PD	0.00	2,284,460	0	34,313,866	36,598,326	
	<b>Total</b>	<b>0.00</b>	<b>2,284,460</b>	<b>0</b>	<b>34,313,866</b>	<b>36,598,326</b>	
<b>DEPARTMENT CORE REQUEST</b>	PD	0.00	2,284,460	0	34,313,866	36,598,326	
	<b>Total</b>	<b>0.00</b>	<b>2,284,460</b>	<b>0</b>	<b>34,313,866</b>	<b>36,598,326</b>	
<b>GOVERNOR'S RECOMMENDED CORE</b>	PD	0.00	2,284,460	0	34,313,866	36,598,326	
	<b>Total</b>	<b>0.00</b>	<b>2,284,460</b>	<b>0</b>	<b>34,313,866</b>	<b>36,598,326</b>	

**DECISION ITEM DETAIL**

Budget Unit	FY 2015	FY 2015	FY 2016	FY 2016	FY 2017	FY 2017	FY 2017	FY 2017
Decision Item	ACTUAL	ACTUAL	BUDGET	BUDGET	DEPT REQ	DEPT REQ	GOV REC	GOV REC
Budget Object Class	DOLLAR	FTE	DOLLAR	FTE	DOLLAR	FTE	DOLLAR	FTE
<b>BLIND PENSIONS</b>								
<b>CORE</b>								
PROGRAM DISTRIBUTIONS	32,420,588	0.00	36,598,326	0.00	36,598,326	0.00	36,598,326	0.00
TOTAL - PD	32,420,588	0.00	36,598,326	0.00	36,598,326	0.00	36,598,326	0.00
<b>GRAND TOTAL</b>	<b>\$32,420,588</b>	<b>0.00</b>	<b>\$36,598,326</b>	<b>0.00</b>	<b>\$36,598,326</b>	<b>0.00</b>	<b>\$36,598,326</b>	<b>0.00</b>
GENERAL REVENUE	\$729,021	0.00	\$2,284,460	0.00	\$2,284,460	0.00	\$2,284,460	0.00
FEDERAL FUNDS	\$0	0.00	\$0	0.00	\$0	0.00	\$0	0.00
OTHER FUNDS	\$31,691,567	0.00	\$34,313,866	0.00	\$34,313,866	0.00	\$34,313,866	0.00

**PROGRAM DESCRIPTION**

**Department: Social Services**  
**Program Name: Blind Pension**  
**Program is found in the following core budget(s): Blind Pension**

**HB Section: 11.135**

**1. What does this program do?**

Blind Pension provides assistance for blind persons who do not qualify under the supplemental aid to the blind law and who are not eligible for Supplemental Security Income benefits. Each eligible person receives a monthly cash grant and state-only funded MO HealthNet.

- Must be 18 years of age or older;
- Missouri resident;
- United States citizen or eligible non-citizen;
- Has not given away, sold, or transferred real or personal property in order to be eligible for Blind Pension;
- Single, or married and living with spouse, and does not own real or personal property worth more than \$20,000;
- Determined to be totally blind as defined by law (up to 5/200 or visual field of less than 5 degrees);
- Willing to have a medical treatment or an operation to cure their blindness unless they are 75 years old or older;
- Is not a resident of a public, private, or endowed institution except a public medical institution.
- Grant is \$718.

Supplemental Aid to the Blind (SAB) is operated in Missouri in conjunction with a totally state-supported blind pension program. Through this program, the state provides assistance to blind persons who meet certain requirements with reasonable subsistence in accordance with the standards developed by Family Support Division. Eligible individuals receive a monthly cash grant and Title XIX MO HealthNet.

- Must be 18 years of age or older;
- Missouri resident;
- Single and does not own real or personal property worth more than \$2,000 or, if married and living with spouse, does not own real or personal property worth more than \$4,000 individually or jointly;
- Determined to be totally blind as defined by law (up to 5/200 or visual field of less than 5 degrees);
- Is not a resident of a public, private or endowed institution except a public mental health institution;
- Is required to apply for Supplemental Security Income (SSI);
- Grant is the difference between maximum grant (\$718) and SSI Payment.

**2. What is the authorization for this program, i.e., federal or state statute, etc.? (Include the federal program number, if applicable.)**

State statute: RSMo. 209, 208.020, 208.030, Missouri Constitution, Article 111, Section 38 (6). Federal law: Section 1618 of the Social Security Act

**3. Are there federal matching requirements? If yes, please explain.**

No.

**PROGRAM DESCRIPTION**

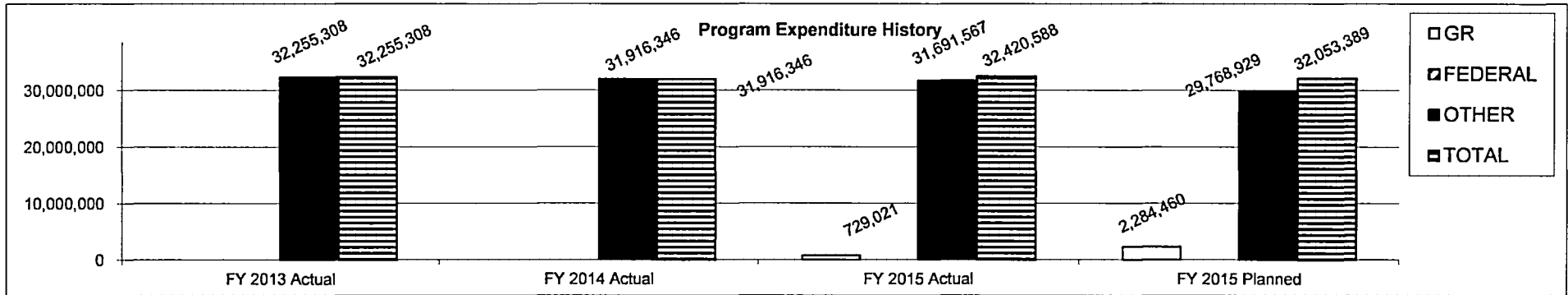
Department: Social Services  
 Program Name: Blind Pension  
 Program is found in the following core budget(s): Blind Pension

HB Section: 11.135

**4. Is this a federally mandated program? If yes, please explain.**

Blind Pension is not federally mandated. SAB is mandated. Federal law mandates that once a state exercises their option to operate a program (such as SAB) it may not be terminated without losing all federal medical assistance.

**5. Provide actual expenditures for the prior three fiscal years and planned expenditures for the current fiscal year.**



Planned FY 2016 expenditures are net of reverted and reserve.

**6. What are the sources of the "Other" funds?**

Blind Pension Fund (0621).

**7a. Provide an effectiveness measure.**

This appropriation affects programs in the Family Support Division. Effectiveness measures affecting healthy, safe and prosperous Missourians are incorporated in the appropriate core appropriations.

**PROGRAM DESCRIPTION**

Department: Social Services  
 Program Name: Blind Pension  
 Program is found in the following core budget(s): Blind Pension

HB Section: 11.135

**7b. Provide an efficiency measure.**

This appropriation affects programs in the Family Support Division. Efficiency measures affecting healthy, safe and prosperous Missourians are incorporated in the appropriate core appropriations.

**7c. Provide the number of clients/individuals served, if applicable.**

**Average Monthly Caseloads**

Year	Projected Total Caseload	Actual Total Caseload	Projected Average for Blind Pension	Actual Average for Blind Pension	Projected Average for Supplemental Aid to the Blind	Actual Average for Supplemental Aid to the Blind
SFY 13	4,069	4,020	2,910	2,859	1,159	1,161
SFY 14	4,089	3,847	2,908	2,759	1,181	1,088
SFY 15	3,850	3,739	2,761	2,758	1,089	981
SFY 16	3,739		2,758		981	
SFY 17	3,739		2,758		981	
SFY 18	3,739		2,758		981	

**Average Monthly Grants**

Year	Projected Maximum for Blind Pension	Actual Maximum for Blind Pension	Projected Average for Supplemental Aid to the Blind	Actual Average for Supplemental Aid to the Blind
SFY 13	\$711	\$711	\$549	\$529
SFY 14	\$711	\$711	\$536	\$547
SFY 15	\$718	\$718	\$540	\$589
SFY 16	\$718		\$589	
SFY 17*	\$728		\$599	
SFY 18*	\$728		\$599	

\* Includes requested FY 17 rate increase

**7d. Provide a customer satisfaction measure, if available.**

N/A

**NEW DECISION ITEM**  
**RANK: 7 OF 29**

**Department: Social Services**  
**Division: Family Support Division**  
**DI Name: Blind Pension GR Pick Up**

**Budget Unit: 90160C**  
**DI# 1886031**      **House Bill 11.135**

**1. AMOUNT OF REQUEST**

	FY 2017 Budget Request			
	GR	Federal	Other	Total
PS				
EE				
PSD	455,071			455,071
TRF				
<b>Total</b>	<b>455,071</b>			<b>455,071</b>
<b>FTE</b>				<b>0.00</b>

<b>Est. Fringe</b>	0	0	0	0
--------------------	---	---	---	---

*Note: Fringes budgeted in House Bill 5 except for certain fringes budgeted directly to MoDOT, Highway Patrol, and Conservation.*

Other Funds:

	FY 2017 Governor's Recommendation			
	GR	Federal	Other	Total
PS				
EE				
PSD	949,490			949,490
TRF				
<b>Total</b>	<b>949,490</b>			<b>949,490</b>
<b>FTE</b>				<b>0.00</b>

<b>Est. Fringe</b>	0	0	0	0
--------------------	---	---	---	---

*Note: Fringes budgeted in House Bill 5 except for certain fringes budgeted directly to MoDOT, Highway Patrol, and Conservation.*

Other Funds:

**2. THIS REQUEST CAN BE CATEGORIZED AS:**

<input type="checkbox"/>	New Legislation	<input type="checkbox"/>	New Program	<input type="checkbox"/>	Fund Switch
<input type="checkbox"/>	Federal Mandate	<input type="checkbox"/>	Program Expansion	<input type="checkbox"/>	Cost to Continue
<input checked="" type="checkbox"/>	GR Pick-Up	<input type="checkbox"/>	Space Request	<input type="checkbox"/>	Equipment Replacement
<input type="checkbox"/>	Pay Plan	<input type="checkbox"/>	Other:		

**3. WHY IS THIS FUNDING NEEDED? PROVIDE AN EXPLANATION FOR ITEMS CHECKED IN #2. INCLUDE THE FEDERAL OR STATE STATUTORY OR CONSTITUTIONAL AUTHORIZATION FOR THIS PROGRAM.**

This funding provides assistance to two groups:

- 1) Assistance for blind persons who do not qualify under the supplemental aid to the blind law and who are not eligible for Supplemental Security Income benefits (Blind Pension Program); and
- 2) Assistance for blind persons who meet certain requirements with reasonable subsistence in accordance with standards developed by the Family Support Division (Supplemental Aid to the Blind Program).

A General Revenue (GR) pickup is requested to continue funding for the Blind Pension program. In prior years, the Blind Pension fund supported this request; however, revenues are no longer sufficient to support this program.

The revenue source for the Blind Pension Fund is 0.3% of each \$100 valuation of assessed taxable property in MO; however, these revenues have been decreasing and are no longer sufficient to provide the blind pension.

State statute: RSMo. 209, 208.020, 208.030, Missouri Constitution, Article 111, Section 38 (6) and by federal law, Section 1618 of the Social Security Act

NEW DECISION ITEM

RANK: 7 OF 29

Department: Social Services

Budget Unit: 90160C

Division: Family Support Division

DI Name: Blind Pension GR Pick Up

DI# 1886031

House Bill

11.135

**4. DESCRIBE THE DETAILED ASSUMPTIONS USED TO DERIVE THE SPECIFIC REQUESTED AMOUNT. (How did you determine that the requested number of FTE were appropriate? From what source or standard did you derive the requested levels of funding? Were alternatives such as outsourcing or automation considered? If based on new legislation, does request tie to TAFP fiscal note? If not, explain why. Detail which portions of the request are one-times and how those amounts were calculated.)**

General revenue pick up in the amount of \$455,071 is needed to pay monthly pension to eligible blind recipients as Blind Pension revenues are no longer sufficient to support the Pension program.

	<b>Department Request</b>	<b>Governor's Recommendation</b>
FY 2014 Actual Revenue	\$29,823,717	\$29,823,717
FY 2015 Actual Revenue	\$30,394,536	\$30,394,536
FY 2016 Expected Revenue	\$30,965,355	\$30,965,355
FY 2017 Expected Revenue <sup>1</sup>	\$30,965,355	\$30,965,355
FY 2017 GR available	<u>\$2,284,460</u>	<u>\$2,284,460</u>
Total 2017 Available	\$33,249,815	\$33,249,815
FY 2017 Estimated Expenditures <sup>2</sup>	\$33,704,886	\$34,199,305
Shortfall	(\$455,071)	(\$949,490)

<sup>1</sup> FY 2017 Expected Revenue is not anticipated to decrease from FY 16; however, it is unknown if there will be an increase in revenues at this time.

<sup>2</sup> FY 2017 Estimated Expenditures are based on a two-month average of expenditures with 2% annual growth, and projected forward at that amount.

The Governor recommended \$949,490 based on updated expenditure projections.

NEW DECISION ITEM  
 RANK: 7 OF 29

Department: Social Services  
 Division: Family Support Division  
 DI Name: Blind Pension GR Pick Up

Budget Unit: 90160C  
 DI# 1886031 House Bill 11.135

**5. BREAK DOWN THE REQUEST BY BUDGET OBJECT CLASS, JOB CLASS, AND FUND SOURCE. IDENTIFY ONE-TIME COSTS.**

Budget Object Class/Job Class	Dept Req GR DOLLARS	Dept Req GR FTE	Dept Req FED DOLLARS	Dept Req FED FTE	Dept Req OTHER DOLLARS	Dept Req OTHER FTE	Dept Req TOTAL DOLLARS	Dept Req TOTAL FTE	Dept Req One Time DOLLARS
Total PS	0	0.0	0	0.0	0	0.0	0	0.0	0
Total EE	0		0		0		0		0
Program Distributions	455,071						455,071		
Total PSD	455,071		0		0		455,071		0
Transfers							0		
Total TRF	0		0		0		0		0
<b>Grand Total</b>	<b>455,071</b>	<b>0.0</b>	<b>0</b>	<b>0.0</b>	<b>0</b>	<b>0.0</b>	<b>455,071</b>	<b>0.0</b>	<b>0</b>

Budget Object Class/Job Class	Gov Rec GR DOLLARS	Gov Rec GR FTE	Gov Rec FED DOLLARS	Gov Rec FED FTE	Gov Rec OTHER DOLLARS	Gov Rec OTHER FTE	Gov Rec TOTAL DOLLARS	Gov Rec TOTAL FTE	Gov Rec One Time DOLLARS
Total PS	0	0.0	0	0.0	0	0.0	0	0.0	0
Total EE	0		0		0		0		0
Program Distributions	949,490						949,490		
Total PSD	949,490		0		0		949,490		0
Transfers							0		
Total TRF	0		0		0		0		0
<b>Grand Total</b>	<b>949,490</b>	<b>0.0</b>	<b>0</b>	<b>0.0</b>	<b>0</b>	<b>0.0</b>	<b>949,490</b>	<b>0.0</b>	<b>0</b>



**NEW DECISION ITEM**

RANK: 7 OF 29

Department: Social Services  
 Division: Family Support Division  
 DI Name: Blind Pension GR Pick Up

DI# 1886031

Budget Unit: 90160C

House Bill: 11.135

**6. PERFORMANCE MEASURES (If new decision item has an associated core, separately identify projected performance with & without additional funding.)**

**6a. Provide an effectiveness measure.**

This appropriation affects programs in the Family Support Division. Effectiveness measures affecting healthy, safe and prosperous Missourians are incorporated in the appropriate core appropriations.

**6b. Provide an efficiency measure.**

This appropriation affects programs in the Family Support Division. Efficiency measures affecting healthy, safe and prosperous Missourians are incorporated in the appropriate core appropriations.

**6c. Provide the number of clients/individuals served, if applicable.**

**Average Monthly Caseloads**

Year	Projected Total Caseload	Actual Total Caseload	Projected Average for Blind Pension	Actual Average for Blind Pension	Projected Average for Supplemental Aid to the Blind	Actual Average for Supplemental Aid to the Blind
SFY 13	4,069	4,020	2,910	2,859	1,159	1,161
SFY 14	4,089	3,847	2,908	2,759	1,181	1,088
SFY 15	3,850	3,739	2,761	2,758	1,089	981
SFY 16	3,739		2,758		981	
SFY 17	3,739		2,758		981	
SFY 18	3,739		2,758		981	

**Average Monthly Grants**

Year	Projected Maximum for Blind Pension	Actual Maximum for Blind Pension	Projected Average for Supplemental Aid to the Blind	Actual Average for Supplemental Aid to the Blind
SFY 13	\$711	\$711	\$549	\$529
SFY 14	\$711	\$711	\$536	\$547
SFY 15	\$718	\$718	\$540	\$589
SFY 16	\$718		\$589	
SFY 17	\$728		\$599	
SFY 18	\$728		\$599	

\* Includes requested FY 17 rate increase

**6d. Provide a customer satisfaction measure, if available.**  
 N/A

**7. STRATEGIES TO ACHIEVE THE PERFORMANCE MEASUREMENT TARGETS:**

N/A

**DECISION ITEM DETAIL**

Budget Unit	FY 2015	FY 2015	FY 2016	FY 2016	FY 2017	FY 2017	FY 2017	FY 2017
Decision Item	ACTUAL	ACTUAL	BUDGET	BUDGET	DEPT REQ	DEPT REQ	GOV REC	GOV REC
Budget Object Class	DOLLAR	FTE	DOLLAR	FTE	DOLLAR	FTE	DOLLAR	FTE
<b>BLIND PENSIONS</b>								
<b>BP GR pickup - 1886031</b>								
PROGRAM DISTRIBUTIONS	0	0.00	0	0.00	455,071	0.00	949,490	0.00
TOTAL - PD	0	0.00	0	0.00	455,071	0.00	949,490	0.00
<b>GRAND TOTAL</b>	<b>\$0</b>	<b>0.00</b>	<b>\$0</b>	<b>0.00</b>	<b>\$455,071</b>	<b>0.00</b>	<b>\$949,490</b>	<b>0.00</b>
GENERAL REVENUE	\$0	0.00	\$0	0.00	\$455,071	0.00	\$949,490	0.00
FEDERAL FUNDS	\$0	0.00	\$0	0.00	\$0	0.00	\$0	0.00
OTHER FUNDS	\$0	0.00	\$0	0.00	\$0	0.00	\$0	0.00

**NEW DECISION ITEM**  
**RANK: 19 OF 29**

**Department: Social Services**  
**Division: Family Support Division**  
**DI Name: Blind Pension Rate Increase**

**Budget Unit 90160C**  
**DI# 1886030**      **House Bill 11.135**

**1. AMOUNT OF REQUEST**

	FY 2017 Budget Request			
	GR	Federal	Other	Total
PS				
EE				
PSD			437,040	437,040
TRF				
<b>Total</b>			<b>437,040</b>	<b>437,040</b>

FTE 0.00

<i>Est. Fringe</i>	0	0	0	0
--------------------	---	---	---	---

*Note: Fringes budgeted in House Bill 5 except for certain fringes budgeted directly to MoDOT, Highway Patrol, and Conservation.*

Other Funds: Blind Pension (0621)

	FY 2017 Governor's Recommendation			
	GR	Federal	Other	Total
PS				
EE				
PSD			437,040	437,040
TRF				
<b>Total</b>			<b>437,040</b>	<b>437,040</b>

FTE 0.00

<i>Est. Fringe</i>	0	0	0	0
--------------------	---	---	---	---

*Note: Fringes budgeted in House Bill 5 except for certain fringes budgeted directly to MoDOT, Highway Patrol, and Conservation.*

Other Funds: Blind Pension (0621)

**2. THIS REQUEST CAN BE CATEGORIZED AS:**

- |  |  |  |
|--|--|--|
| <input type="checkbox"/> New Legislation | <input type="checkbox"/> New Program                     | <input type="checkbox"/> Fund Switch           |
| <input type="checkbox"/> Federal Mandate | <input type="checkbox"/> Program Expansion               | <input type="checkbox"/> Cost to Continue      |
| <input type="checkbox"/> GR Pick-Up      | <input type="checkbox"/> Space Request                   | <input type="checkbox"/> Equipment Replacement |
| <input type="checkbox"/> Pay Plan        | <input checked="" type="checkbox"/> Other: Rate Increase |  |

**3. WHY IS THIS FUNDING NEEDED? PROVIDE AN EXPLANATION FOR ITEMS CHECKED IN #2. INCLUDE THE FEDERAL OR STATE STATUTORY OR CONSTITUTIONAL AUTHORIZATION FOR THIS PROGRAM.**

RSMo. 209.040 subsection 4 states "The monthly pension provided in subsection 1 of this section shall be increased by the general assembly by an appropriation bill by a monthly pension amount which equals one-twelfth of the quotient obtained by dividing seventy-five percent of the annual growth of funds in the blind pension fund for the preceding fiscal year by the number of persons eligible to receive the monthly pension provided in subsection 1 of this section."

Based on this methodology, the Division is requesting a rate increase of \$10 per month for Blind Pension recipients (from \$718 to \$728 and a maximum grant of \$599 for Supplemental Aid to the Blind recipients).

NEW DECISION ITEM  
RANK: 19 OF 29

Department: Social Services  
Division: Family Support Division  
DI Name: Blind Pension Rate Increase

Budget Unit 90160C  
House Bill 11.135

**4. DESCRIBE THE DETAILED ASSUMPTIONS USED TO DERIVE THE SPECIFIC REQUESTED AMOUNT. (How did you determine that the requested number of FTE were appropriate? From what source or standard did you derive the requested levels of funding? Were alternatives such as outsourcing or automation considered? If based on new legislation, does request tie to TAFP fiscal note? If not, explain why. Detail which portions of the request are one-times and how those amounts were calculated.)**

FY 2017 Revenue Estimate

FY 2014 Actual	\$29,823,717	
FY 2015 Actual	\$30,394,536	
Increase/Decrease from FY2014 to FY2015		\$570,819
FY2016 Estimated Increase (same as 2015)		\$570,819
FY2017 Estimated Increase (same as 2015)		\$570,819

FY 2017 Total Caseload Estimate

FY 2015 Actual	3,739			
FY 2016 Estimate*	3,696	-43	-1.14%	(based on 4 year average)
FY 2017 Estimate*	3,654	-42	-1.14%	(based on 4 year average)

\* Caseload change is based on a 4-year average determined from legal agreements. Although DSS expects caseload to remain level, the four-year average reflects a decrease.

Calculate Base Rate Increase

Revenue Growth	\$570,819			
x 75%	x <u>0.75</u>			
	\$428,114			
/ Est. Annual BP Caseload	+ <u>43,704</u>	(Total Monthly Caseload Est. x 12)		
Base Rate Increase	\$9.80			
FY 2016 Rate	\$718			
FY 2017 Rate Change (rounded)	<u>\$10</u>			
	\$728			
FY 2017 Rate Increase	\$10			

FY 2017 Rate Change Request

FY 2017 Rate Change	\$10	
FY 2017 Estimated Annual Total Caseload	<u>43,704</u>	
FY 2017 BP Rate Change Request	\$437,040	

The Governor recommended as requested.

NEW DECISION ITEM

RANK: 19 OF 29

Department: Social Services

Budget Unit 90160C

Division: Family Support Division

DI Name: Blind Pension Rate Increase

DI# 1886030

House Bill

11.135

**5. BREAK DOWN THE REQUEST BY BUDGET OBJECT CLASS, JOB CLASS, AND FUND SOURCE. IDENTIFY ONE-TIME COSTS.**

Budget Object Class/Job Class	Dept Req GR DOLLARS	Dept Req GR FTE	Dept Req FED DOLLARS	Dept Req FED FTE	Dept Req OTHER DOLLARS	Dept Req OTHER FTE	Dept Req TOTAL DOLLARS	Dept Req TOTAL FTE	Dept Req One Time DOLLARS
Total PS	0	0.0	0	0.0	0	0.0	0	0.0	0
Total EE	0		0		0		0		0
Program Distributions					437,040		437,040		
Total PSD	0		0		437,040		437,040		0
Transfers							0		
Total TRF	0		0		0		0		0
<b>Grand Total</b>	<b>0</b>	<b>0.0</b>	<b>0</b>	<b>0.0</b>	<b>437,040</b>	<b>0.0</b>	<b>437,040</b>	<b>0.0</b>	<b>0</b>

Budget Object Class/Job Class	Gov Rec GR DOLLARS	Gov Rec GR FTE	Gov Rec FED DOLLARS	Gov Rec FED FTE	Gov Rec OTHER DOLLARS	Gov Rec OTHER FTE	Gov Rec TOTAL DOLLARS	Gov Rec TOTAL FTE	Gov Rec One-Time DOLLARS
Total PS	0	0.0	0	0.0	0	0.0	0	0.0	0
Total EE	0		0		0		0		0
Program Distributions					437,040		437,040		
Total PSD	0		0		437,040		437,040		0
Transfers							0		
Total TRF	0		0		0		0		0
<b>Grand Total</b>	<b>0</b>	<b>0.0</b>	<b>0</b>	<b>0.0</b>	<b>437,040</b>	<b>0.0</b>	<b>437,040</b>	<b>0.0</b>	<b>0</b>

**NEW DECISION ITEM**

RANK: 19 OF 29

Department: Social Services  
 Division: Family Support Division  
 DI Name: Blind Pension Rate Increase

DI# 1886030

Budget Unit: 90160C  
 HB Section: 11.135

**6. PERFORMANCE MEASURES (If new decision item has an associated core, separately identify projected performance with & without additional funding.)**

**6a. Provide an effectiveness measure.**

This appropriation affects programs in the Family Support Division. Effectiveness measures affecting healthy, safe and prosperous Missourians are incorporated in the appropriate core appropriations.

**6b. Provide an efficiency measure.**

This appropriation affects programs in the Family Support Division. Effectiveness measures affecting healthy, safe and prosperous Missourians are incorporated in the appropriate core appropriations.

**6c. Provide the number of clients/individuals served, if applicable.**

**Average Monthly Caseloads**

Year	Projected Total Caseload	Actual Total Caseload	Projected Average for Blind Pension	Actual Average for Blind Pension	Projected Average for Supplemental Aid to the Blind	Actual Average for Supplemental Aid to the Blind
SFY 13	4,069	4,020	2,910	2,859	1,159	1,161
SFY 14	4,089	3,847	2,908	2,759	1,181	1,088
SFY 15	3,850	3,739	2,761	2,758	1,089	981
SFY 16	3,739		2,758		981	
SFY 17	3,739		2,758		981	
SFY 18	3,739		2,758		981	

**Average Monthly Grants**

Year	Projected Maximum for Blind Pension	Actual Maximum for Blind Pension	Projected Average for Supplemental Aid to the Blind	Actual Average for Supplemental Aid to the Blind
SFY 13	\$711	\$711	\$549	\$529
SFY 14	\$711	\$711	\$536	\$547
SFY 15	\$718	\$718	\$540	\$589
SFY 16	\$718		\$589	
SFY 17*	\$728		\$599	
SFY 18*	\$728		\$599	

**6d. Provide a customer satisfaction measure, if available.**

N/A

\* Includes requested FY 17 rate increase

**7. STRATEGIES TO ACHIEVE THE PERFORMANCE MEASUREMENT TARGETS:**

N/A

**DECISION ITEM DETAIL**

Budget Unit	FY 2015	FY 2015	FY 2016	FY 2016	FY 2017	FY 2017	FY 2017	FY 2017
Decision Item	ACTUAL	ACTUAL	BUDGET	BUDGET	DEPT REQ	DEPT REQ	GOV REC	GOV REC
Budget Object Class	DOLLAR	FTE	DOLLAR	FTE	DOLLAR	FTE	DOLLAR	FTE
<b>BLIND PENSIONS</b>								
<b>Blind Pension Rate Increase - 1886030</b>								
PROGRAM DISTRIBUTIONS	0	0.00	0	0.00	437,040	0.00	437,040	0.00
TOTAL - PD	0	0.00	0	0.00	437,040	0.00	437,040	0.00
<b>GRAND TOTAL</b>	<b>\$0</b>	<b>0.00</b>	<b>\$0</b>	<b>0.00</b>	<b>\$437,040</b>	<b>0.00</b>	<b>\$437,040</b>	<b>0.00</b>
GENERAL REVENUE	\$0	0.00	\$0	0.00	\$0	0.00	\$0	0.00
FEDERAL FUNDS	\$0	0.00	\$0	0.00	\$0	0.00	\$0	0.00
OTHER FUNDS	\$0	0.00	\$0	0.00	\$437,040	0.00	\$437,040	0.00





**DECISION ITEM SUMMARY**

Budget Unit	FY 2015	FY 2015	FY 2016	FY 2016	FY 2017	FY 2017	FY 2017	FY 2017
Decision Item	ACTUAL	ACTUAL	BUDGET	BUDGET	DEPT REQ	DEPT REQ	GOV REC	GOV REC
Budget Object Summary	DOLLAR	FTE	DOLLAR	FTE	DOLLAR	FTE	DOLLAR	FTE
Fund								
<b>REFUGEE ASSISTANCE</b>								
<b>CORE</b>								
EXPENSE & EQUIPMENT								
DEPT OF SOC SERV FEDERAL & OTH	318	0.00	1,893	0.00	1,893	0.00	1,893	0.00
TOTAL - EE	318	0.00	1,893	0.00	1,893	0.00	1,893	0.00
PROGRAM-SPECIFIC								
DEPT OF SOC SERV FEDERAL & OTH	1,966,148	0.00	3,804,333	0.00	3,804,333	0.00	3,804,333	0.00
TOTAL - PD	1,966,148	0.00	3,804,333	0.00	3,804,333	0.00	3,804,333	0.00
<b>TOTAL</b>	<b>1,966,466</b>	<b>0.00</b>	<b>3,806,226</b>	<b>0.00</b>	<b>3,806,226</b>	<b>0.00</b>	<b>3,806,226</b>	<b>0.00</b>
<b>GRAND TOTAL</b>	<b>\$1,966,466</b>	<b>0.00</b>	<b>\$3,806,226</b>	<b>0.00</b>	<b>\$3,806,226</b>	<b>0.00</b>	<b>\$3,806,226</b>	<b>0.00</b>

**CORE DECISION ITEM**

Department: Social Services  
 Division: Family Support  
 Core: Refugee Assistance

Budget Unit: 90162C  
 HB Section: 11.140

**1. CORE FINANCIAL SUMMARY**

	FY 2017 Budget Request			
	GR	Federal	Other	Total
PS				
EE		1,893		1,893
PSD		3,804,333		3,804,333
TRF				
<b>Total</b>		<b>3,806,226</b>		<b>3,806,226</b>
<b>FTE</b>				<b>0.00</b>

	FY 2017 Governor's Recommendation			
	GR	Federal	Other	Total
PS				
EE		1,893		1,893
PSD		3,804,333		3,804,333
TRF				
<b>Total</b>		<b>3,806,226</b>		<b>3,806,226</b>
<b>FTE</b>				<b>0.00</b>

<i>Est. Fringe</i>	0	0	0	0
--------------------	---	---	---	---

*Note: Fringes budgeted in House Bill 5 except for certain fringes budgeted directly to MoDOT, Highway Patrol, and Conservation.*

<i>Est. Fringe</i>	0	0	0	0
--------------------	---	---	---	---

*Note: Fringes budgeted in House Bill 5 except for certain fringes budgeted directly to MoDOT, Highway Patrol, and Conservation.*

Other Funds:

Other Funds:

**2. CORE DESCRIPTION**

Provides services to eligible refugees and/or persons with refugee status. Refugee Assistance consists of several fully federally funded programs designed to help refugees become self-sufficient, productive citizens within the shortest possible time after a refugee's entrance into the state. The appropriation provides for planned and coordinated use of support services, with cash and medical assistance as transition aid where necessary. This program helps to reduce the number of families/individuals receiving public benefit payments and increases the contribution to Missouri's economy by contracting with entities that provide social adjustment services, interpretation and translation services, day care for children, citizenship and naturalization services, English as Second Language, job placement and resettlement services for refugees.

**3. PROGRAM LISTING (list programs included in this core funding)**

- Refugee Cash & Medical Assistance
- Refugee Social Services
- Refugee Targeted Assistance
- Missouri Self-Sufficiency Program (Refugee Targeted Assistance Discretionary)
- Services to Older Refugees
- Refugee Health Promotion
- Refugee School Impact

**CORE DECISION ITEM**

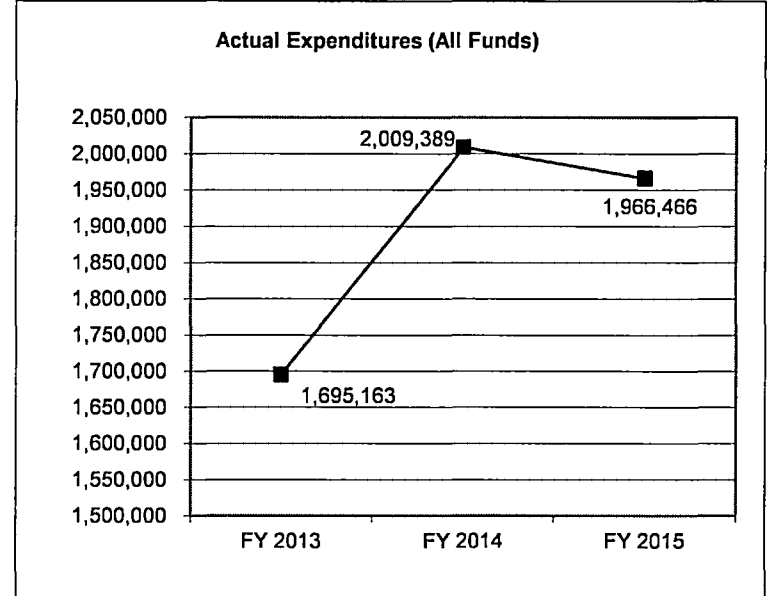
**Department: Social Services**  
**Division: Family Support**  
**Core: Refugee Assistance**

**Budget Unit: 90162C**

**HB Section: 11.140**

**4. FINANCIAL HISTORY**

	<b>FY 2013 Actual</b>	<b>FY 2014 Actual</b>	<b>FY 2015 Actual</b>	<b>FY 2016 Current Yr.</b>
Appropriation (All Funds)	3,808,853	3,806,226	3,806,226	3,806,226
Less Reverted (All Funds)	0	0	0	N/A
Less Restricted (All Funds)	0	0	0	N/A
Budget Authority (All Funds)	3,808,853	3,806,226	3,806,226	N/A
Actual Expenditures (All Funds)	1,695,163	2,009,389	1,966,466	N/A
Unexpended (All Funds)	2,113,690	1,796,837	1,839,760	N/A
Unexpended, by Fund:				
General Revenue	0	0	0	N/A
Federal	2,113,690	1,796,837	1,839,760	N/A
Other	0	0	0	N/A
		<b>(1)</b>		



Reverted includes the statutory three- percent reserve (when applicable).  
 Restricted includes any Governor's Expenditure Restriction (when applicable).

**NOTES:**

**(1)** In FY2014, there was a core reduction of \$2,627 in E&E

**CORE RECONCILIATION DETAIL**

**DEPARTMENT OF SOCIAL SERVICES  
REFUGEE ASSISTANCE**

**5. CORE RECONCILIATION DETAIL**

	<b>Budget Class</b>	<b>FTE</b>	<b>GR</b>	<b>Federal</b>	<b>Other</b>	<b>Total</b>	<b>Explanation</b>
<b>TAFP AFTER VETOES</b>							
	EE	0.00	0	1,893	0	1,893	
	PD	0.00	0	3,804,333	0	3,804,333	
	<b>Total</b>	<b>0.00</b>	<b>0</b>	<b>3,806,226</b>	<b>0</b>	<b>3,806,226</b>	
<b>DEPARTMENT CORE REQUEST</b>							
	EE	0.00	0	1,893	0	1,893	
	PD	0.00	0	3,804,333	0	3,804,333	
	<b>Total</b>	<b>0.00</b>	<b>0</b>	<b>3,806,226</b>	<b>0</b>	<b>3,806,226</b>	
<b>GOVERNOR'S RECOMMENDED CORE</b>							
	EE	0.00	0	1,893	0	1,893	
	PD	0.00	0	3,804,333	0	3,804,333	
	<b>Total</b>	<b>0.00</b>	<b>0</b>	<b>3,806,226</b>	<b>0</b>	<b>3,806,226</b>	

**DECISION ITEM DETAIL**

Budget Unit	FY 2015	FY 2015	FY 2016	FY 2016	FY 2017	FY 2017	FY 2017	FY 2017
Decision Item	ACTUAL	ACTUAL	BUDGET	BUDGET	DEPT REQ	DEPT REQ	GOV REC	GOV REC
Budget Object Class	DOLLAR	FTE	DOLLAR	FTE	DOLLAR	FTE	DOLLAR	FTE
<b>REFUGEE ASSISTANCE</b>								
<b>CORE</b>								
TRAVEL, IN-STATE	318	0.00	345	0.00	345	0.00	345	0.00
TRAVEL, OUT-OF-STATE	0	0.00	1,081	0.00	1,081	0.00	1,081	0.00
PROFESSIONAL DEVELOPMENT	0	0.00	467	0.00	467	0.00	467	0.00
<b>TOTAL - EE</b>	<b>318</b>	<b>0.00</b>	<b>1,893</b>	<b>0.00</b>	<b>1,893</b>	<b>0.00</b>	<b>1,893</b>	<b>0.00</b>
PROGRAM DISTRIBUTIONS	1,966,148	0.00	3,804,333	0.00	3,804,333	0.00	3,804,333	0.00
<b>TOTAL - PD</b>	<b>1,966,148</b>	<b>0.00</b>	<b>3,804,333</b>	<b>0.00</b>	<b>3,804,333</b>	<b>0.00</b>	<b>3,804,333</b>	<b>0.00</b>
<b>GRAND TOTAL</b>	<b>\$1,966,466</b>	<b>0.00</b>	<b>\$3,806,226</b>	<b>0.00</b>	<b>\$3,806,226</b>	<b>0.00</b>	<b>\$3,806,226</b>	<b>0.00</b>
GENERAL REVENUE	\$0	0.00	\$0	0.00	\$0	0.00	\$0	0.00
FEDERAL FUNDS	\$1,966,466	0.00	\$3,806,226	0.00	\$3,806,226	0.00	\$3,806,226	0.00
OTHER FUNDS	\$0	0.00	\$0	0.00	\$0	0.00	\$0	0.00

## PROGRAM DESCRIPTION

**Department: Social Services**

**HB Section: 11.140**

**Program Name: Refugee Assistance**

**Program is found in the following core budget(s): Refugee Assistance**

### 1. What does this program do?

Refugee Assistance consists of several fully federally funded programs designed to help refugees become self-sufficient, productive citizens within the shortest possible time. By contracting with various entities, the Refugee Assistance program offers services including: social adjustment, interpretation and translation, daycare for children, citizenship and naturalization, English as a Second Language, job placement and resettlement. In addition, support services such as cash and medical assistance are offered as a transition aid where necessary.

Refugees, Asylees, Cuban & Haitian entrants, certified victims of a severe form of trafficking and their family members pursuant to section 107(b)(1)(A) or the Victims of Trafficking and Violence Protection Act of 2000, and/or Permanent Residents who have held one of the above statuses in the past are all eligible for Refugee Assistance services for up to 5 years except for information/referral, translation and citizenship preparation, which are not time limited. Additional eligibles include certain Amerasians from Vietnam who are admitted to the United States as immigrants under Section 584 of the Foreign Operations, Export Financing, and Related Programs Appropriations Act of 1988 as included in the FY88 Continuing Resolution and certain Amerasians from Vietnam including United States citizens under Title II of the Foreign Operations, Export Financing and Related Programs Appropriations Act as well as Iraqi and Afghan Special Immigrants per Sec 602 of PL 111-08 and Sec 8120 of PL 111-118.

The Refugee Social Services, Targeted Assistance Formula, and Missouri Self-Sufficiency Program (Targeted Assistance Discretionary) focus mainly on employability skills to help the client become employed and economically self-sufficient as quickly as possible. This program serves refugees who have been in the United States less than five years and supports services that address participants' barriers to employment. These services are designed to enable refugees to obtain jobs within one year of becoming enrolled in services.

The Services to Older Refugees program ensures that refugees age 60 and older are linked to mainstream aging services in their community, encourages them to obtain citizenship, and helps create opportunities to enable older refugees to live independently as long as possible.

The Refugee Health Promotion Program assists refugees in attaining and maintaining health services essential to their overall well-being, as well as build capacity among health and wellness providers to assure a culturally knowledgeable level of care. Collaborative networks work primarily with recently arriving refugees facing health service access challenges and education regarding clinical and non-clinical prevention and intervention services, and health care provider training regarding cultural norms.

The School Impact program works with the Missouri Department of Elementary and Secondary Education to make the transition into schools smoother for refugee children and to enable them to achieve the state's standards of academic performance at a rate commensurate with that of the average of all children within a district. Services target school-age refugees between the ages of 5 and 18 years of age with program activities that include English as a Second Language instruction, after-school tutorials, programs that encourage high school completion and full participation in school activities, after-school and/or summer clubs and activities, parental involvement programs, bilingual/bicultural counselors, and interpreter services.

**PROGRAM DESCRIPTION**

Department: Social Services

HB Section: 11.140

Program Name: Refugee Assistance

Program is found in the following core budget(s): Refugee Assistance

**2. What is the authorization for this program, i.e., federal or state statute, etc.? (Include the federal program number, if applicable.)**

Federal law: P.L. 96-212, Refugee Act of 1980, Immigration and Nationality Act

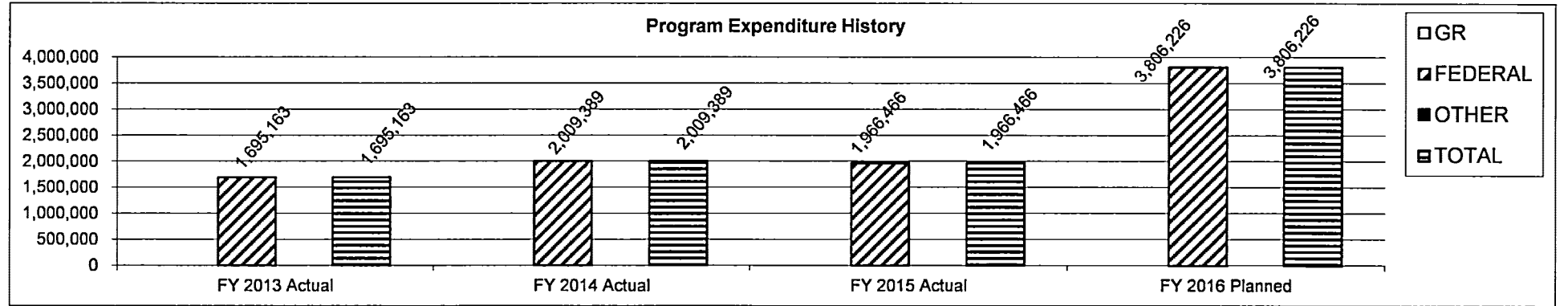
**3. Are there federal matching requirements? If yes, please explain.**

No.

**4. Is this a federally mandated program? If yes, please explain.**

Yes, it is federally mandated by the Refugee Act of 1980 and Public Law 96-212 and complies with the provisions of Title IV of the Immigration and Nationality Act and meets all the requirements of 45 CFR Part 400. States may opt out of direct administration of this program, at which time, the federal Office of Refugee Resettlement would designate a private entity to administer the program.

**5. Provide actual expenditures for the prior three fiscal years and planned expenditures for the current fiscal year.**



FY2016 Planned is the available appropriation amount. Expenditures are based on the number of refugees applying for services.

**6. What are the sources of the "Other " funds?**

N/A.

**PROGRAM DESCRIPTION**

Department: Social Services  
 Program Name: Refugee Assistance  
 Program is found in the following core budget(s): Refugee Assistance

HB Section: 11.140

**7a. Provide an effectiveness measure.**

**Number of Refugees Employed**

Year	Projected Number of Refugees Employed	Actual Number of Refugees Employed
FFY 13	400	310
FFY 14	375	427
FFY 15	400	454
FFY 16	450	
FFY 17	450	
FFY 18	450	

Note: We capture only the numbers of refugees who return to notify us of their employment. The actual numbers would be higher than shown.

**7b. Provide an efficiency measure.**

**Entered Full Time Employment Offering Health Benefits**

Year	Projected	Actual
FFY 13	77%	89%
FFY 14	80%	81%
FFY 15	81%	84%
FFY 16	84%	
FFY 17	84%	
FFY 18	84%	



**PROGRAM DESCRIPTION**

Department: Social Services  
 Program Name: Refugee Assistance  
 Program is found in the following core budget(s): Refugee Assistance

HB Section: 11.140

**7c. Provide the number of clients/individuals served, if applicable.**

**Clients Served**

<b>Year</b>	<b>Projected Clients Who Speak English as a Second Language</b>	<b>Actual Clients Who Speak English as a Second Language</b>	<b>Projected Number of Clients Served Through Job Placement</b>	<b>Actual Number of Clients Served Through Job Placement</b>
FFY 13	3,000	3,537	932	766
FFY 14	3,500	3,688	825	791
FFY 15	3,500	2,876	825	757
FFY 16	3,500		800	
FFY 17	3,500		800	
FFY 18	3,500		800	

**7d. Provide a customer satisfaction measure, if available.**

N/A



**DECISION ITEM SUMMARY**

Budget Unit									
Decision Item	FY 2015	FY 2015	FY 2016	FY 2016	FY 2017	FY 2017	FY 2017	FY 2017	FY 2017
Budget Object Summary	ACTUAL	ACTUAL	BUDGET	BUDGET	DEPT REQ	DEPT REQ	GOV REC	GOV REC	GOV REC
Fund	DOLLAR	FTE	DOLLAR	FTE	DOLLAR	FTE	DOLLAR	FTE	DOLLAR
<b>COMMUNITY SERVICES BLOCK GRAN</b>									
<b>CORE</b>									
EXPENSE & EQUIPMENT									
DEPT OF SOC SERV FEDERAL & OTH	7,770	0.00	51,744	0.00	51,744	0.00	51,744	0.00	0.00
TOTAL - EE	7,770	0.00	51,744	0.00	51,744	0.00	51,744	0.00	0.00
PROGRAM-SPECIFIC									
DEPT OF SOC SERV FEDERAL & OTH	18,557,357	0.00	23,585,256	0.00	23,585,256	0.00	23,585,256	0.00	0.00
TOTAL - PD	18,557,357	0.00	23,585,256	0.00	23,585,256	0.00	23,585,256	0.00	0.00
<b>TOTAL</b>	<b>18,565,127</b>	<b>0.00</b>	<b>23,637,000</b>	<b>0.00</b>	<b>23,637,000</b>	<b>0.00</b>	<b>23,637,000</b>	<b>0.00</b>	<b>0.00</b>
<b>GRAND TOTAL</b>	<b>\$18,565,127</b>	<b>0.00</b>	<b>\$23,637,000</b>	<b>0.00</b>	<b>\$23,637,000</b>	<b>0.00</b>	<b>\$23,637,000</b>	<b>0.00</b>	<b>0.00</b>

**CORE DECISION ITEM**

**Department: Social Services**  
**Division: Family Support**  
**Core: Community Services Block Grant (CSBG)**

**Budget Unit: 90164C**  
**HB Section: 11.145**

**1. CORE FINANCIAL SUMMARY**

	FY 2017 Budget Request			
	GR	Federal	Other	Total
PS				
EE		51,744		51,744
PSD		23,585,256		23,585,256
TRF				
<b>Total</b>		<b>23,637,000</b>		<b>23,637,000</b>
<b>FTE</b>				<b>0.00</b>

	FY 2017 Governor's Recommendation			
	GR	Federal	Other	Total
PS				
EE		51,744		51,744
PSD		23,585,256		23,585,256
TRF				
<b>Total</b>		<b>23,637,000</b>		<b>23,637,000</b>
<b>FTE</b>				<b>0.00</b>

<b>Est. Fringe</b>	0	0	0	0
--------------------	---	---	---	---

*Note: Fringes budgeted in House Bill 5 except for certain fringes budgeted directly to MoDOT, Highway Patrol, and Conservation.*

<b>Est. Fringe</b>	0	0	0	0
--------------------	---	---	---	---

*Note: Fringes budgeted in House Bill 5 except for certain fringes budgeted directly to MoDOT, Highway Patrol, and Conservation.*

Other Funds:

Other Funds:

**2. CORE DESCRIPTION**

The Community Services Block Grant (CSBG) provides core funding to nineteen Community Action Agencies (CAAs) to alleviate the causes and conditions of poverty in communities. CSBG funding is from a block grant provided to the State of Missouri by the U.S. Department of Health and Senior Services. Individuals whose family income is below the Department of Health and Human Services 125% poverty guidelines are eligible for CSBG programs. Federal statutes require that 90% of the CSBG funding be passed through to Community Action Agencies (CAAs) and/or other not-for-profit organizations. A portion of the remaining funds is used for discretionary purposes such as contracts to targeted populations and poverty related issues such as for Indians, homelessness, and Community Action Agency {Results Oriented Management & Accountability (ROMA)} capacity building.

**3. PROGRAM LISTING (list programs included in this core funding)**

Community Services Block Grant (CSBG)

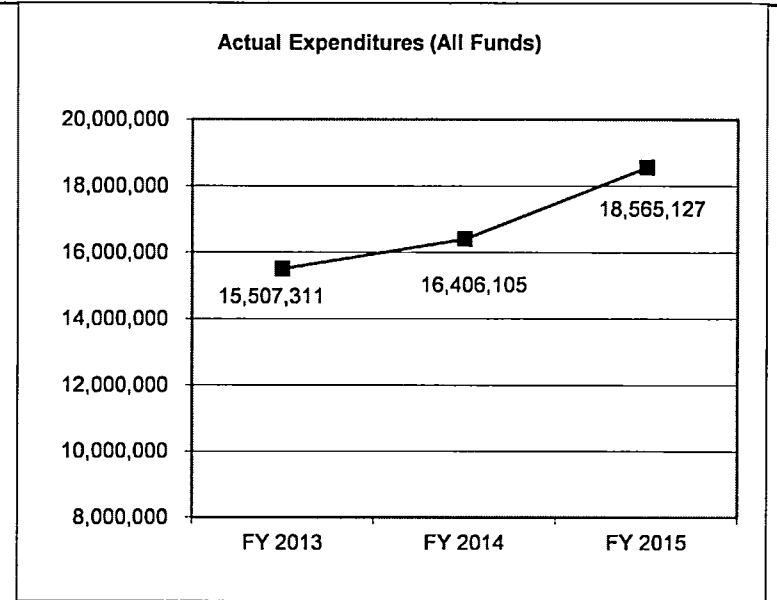
**CORE DECISION ITEM**

**Department: Social Services**  
**Division: Family Support**  
**Core: Community Services Block Grant (CSBG)**

**Budget Unit: 90164C**  
**HB Section: 11.145**

**4. FINANCIAL HISTORY**

	<b>FY 2013 Actual</b>	<b>FY 2014 Actual</b>	<b>FY 2015 Actual</b>	<b>FY 2016 Current Yr.</b>
Appropriation (All Funds)	19,644,171	19,637,000	19,637,000	23,637,000
Less Reverted (All Funds)	0	0	0	N/A
Less Restricted (All Funds)	0	0	0	N/A
Budget Authority (All Funds)	19,644,171	19,637,000	19,637,000	N/A
Actual Expenditures (All Funds)	15,507,311	16,406,105	18,565,127	N/A
Unexpended (All Funds)	4,136,860	3,230,895	1,071,873	N/A
Unexpended, by Fund:				
General Revenue	0	0	0	N/A
Federal	4,136,860	3,230,895	1,071,873	N/A
Other	0	0	0	N/A
	<b>(1)</b>	<b>(2)</b>		<b>(3)</b>



Reverted includes the statutory three- percent reserve (when applicable).  
 Restricted includes any Governor's Expenditure Restriction (when applicable).

**NOTES:**

FY2012- FY2014 - Due to uncertainty of CSBG funding, a portion of the two-year grants will be used over two fiscal years.

**(1)** FY2013 - The Homeless Challenge program was transferred into the CSBG core.

**(2)** FY2014 - There was a core reduction of \$7,171 in E&E.

**(3)** FY2016 - There was an increase of \$4,500,000 to reflect available federal funding. \$500,000 was transferred to HB 12 for Ferguson Commission funding.

**CORE RECONCILIATION DETAIL**

**DEPARTMENT OF SOCIAL SERVICES  
COMMUNITY SERVICES BLOCK GRAN**

**5. CORE RECONCILIATION DETAIL**

	<b>Budget Class</b>	<b>FTE</b>	<b>GR</b>	<b>Federal</b>	<b>Other</b>	<b>Total</b>	<b>Explanation</b>
<b>TAFP AFTER VETOES</b>							
	EE	0.00	0	51,744	0	51,744	
	PD	0.00	0	23,585,256	0	23,585,256	
	<b>Total</b>	<b>0.00</b>	<b>0</b>	<b>23,637,000</b>	<b>0</b>	<b>23,637,000</b>	
<b>DEPARTMENT CORE REQUEST</b>							
	EE	0.00	0	51,744	0	51,744	
	PD	0.00	0	23,585,256	0	23,585,256	
	<b>Total</b>	<b>0.00</b>	<b>0</b>	<b>23,637,000</b>	<b>0</b>	<b>23,637,000</b>	
<b>GOVERNOR'S RECOMMENDED CORE</b>							
	EE	0.00	0	51,744	0	51,744	
	PD	0.00	0	23,585,256	0	23,585,256	
	<b>Total</b>	<b>0.00</b>	<b>0</b>	<b>23,637,000</b>	<b>0</b>	<b>23,637,000</b>	

**DECISION ITEM DETAIL**

Budget Unit	FY 2015	FY 2015	FY 2016	FY 2016	FY 2017	FY 2017	FY 2017	FY 2017
Decision Item	ACTUAL	ACTUAL	BUDGET	BUDGET	DEPT REQ	DEPT REQ	GOV REC	GOV REC
Budget Object Class	DOLLAR	FTE	DOLLAR	FTE	DOLLAR	FTE	DOLLAR	FTE
<b>COMMUNITY SERVICES BLOCK GRAN</b>								
<b>CORE</b>								
TRAVEL, IN-STATE	5,437	0.00	10,433	0.00	5,437	0.00	5,437	0.00
TRAVEL, OUT-OF-STATE	0	0.00	1,703	0.00	1,703	0.00	1,703	0.00
SUPPLIES	5	0.00	1,500	0.00	1,500	0.00	1,500	0.00
PROFESSIONAL DEVELOPMENT	1,537	0.00	4,249	0.00	4,249	0.00	4,249	0.00
PROFESSIONAL SERVICES	0	0.00	33,859	0.00	38,055	0.00	38,055	0.00
M&R SERVICES	791	0.00	0	0.00	800	0.00	800	0.00
<b>TOTAL - EE</b>	<b>7,770</b>	<b>0.00</b>	<b>51,744</b>	<b>0.00</b>	<b>51,744</b>	<b>0.00</b>	<b>51,744</b>	<b>0.00</b>
PROGRAM DISTRIBUTIONS	18,557,357	0.00	23,585,256	0.00	23,585,256	0.00	23,585,256	0.00
<b>TOTAL - PD</b>	<b>18,557,357</b>	<b>0.00</b>	<b>23,585,256</b>	<b>0.00</b>	<b>23,585,256</b>	<b>0.00</b>	<b>23,585,256</b>	<b>0.00</b>
<b>GRAND TOTAL</b>	<b>\$18,565,127</b>	<b>0.00</b>	<b>\$23,637,000</b>	<b>0.00</b>	<b>\$23,637,000</b>	<b>0.00</b>	<b>\$23,637,000</b>	<b>0.00</b>
<b>GENERAL REVENUE</b>	<b>\$0</b>	<b>0.00</b>	<b>\$0</b>	<b>0.00</b>	<b>\$0</b>	<b>0.00</b>	<b>\$0</b>	<b>0.00</b>
<b>FEDERAL FUNDS</b>	<b>\$18,565,127</b>	<b>0.00</b>	<b>\$23,637,000</b>	<b>0.00</b>	<b>\$23,637,000</b>	<b>0.00</b>	<b>\$23,637,000</b>	<b>0.00</b>
<b>OTHER FUNDS</b>	<b>\$0</b>	<b>0.00</b>	<b>\$0</b>	<b>0.00</b>	<b>\$0</b>	<b>0.00</b>	<b>\$0</b>	<b>0.00</b>

**PROGRAM DESCRIPTION**

**Department: Social Services**

**HB Section: 11.145**

**Program Name: Community Service Block Grant**

**Program is found in the following core budget(s): Community Service Block Grant**

**1. What does this program do?**

The purposes of the Community Services Block Grant (CSBG) are to reduce poverty, revitalize low-income communities, and to empower low-income families and individuals to become more fully self-sufficient. Activities to address and reduce poverty conditions such as unemployment, inadequate education, inadequate housing, inadequate available income, unmet emergencies and malnutrition are carried out by a network of local, non-profit Community Action Agencies (CAAs) and/or other not-for-profit organizations serving 114 counties and the city of St. Louis. See Attachment A for a current listing of CAAs. The CSBG is utilized by Community Action Agencies (multi-purpose organizations) to provide services based on locally determined needs. CSBG funds are coordinated with other federal, state, local, and private funds to support services and activities for low-income families and communities. Missouri Community Action Agencies use CSBG funds to provide a mix of the following services and activities: early childhood education, literacy, job training, transportation, utility assistance, emergency food, asset development, financial literacy, economic development and community development.

**2. What is the authorization for this program, i.e., federal or state statute, etc.? (Include the federal program number, if applicable.)**

State statute: RSMo. 660.370-660.374, Federal law: P.L. 105-285, Community Services Block Grant Act

**3. Are there federal matching requirements? If yes, please explain.**

No.

**4. Is this a federally mandated program? If yes, please explain.**

PL 105-285. In the event that the Congress of the United States approves a block grant system to fund social programs, the state may, subject to appropriation, use such block grant funds or in-kind services to provide a level of financial assistance for CAAs to carry out community action programs through the community services block grants pursuant to the federal Community Services Block Grant Act and other such federal funding sources which may be appropriate. Federal statutes require that 90% of the CSBG funding be passed through to CAAs and/or other not-for-profit organizations. A portion of the remaining funds is used for discretionary purposes for contracts to increase Community Action Agency capacity and address targeted populations and poverty related issues such as Indians, seniors and those with disabilities.



**PROGRAM DESCRIPTION**

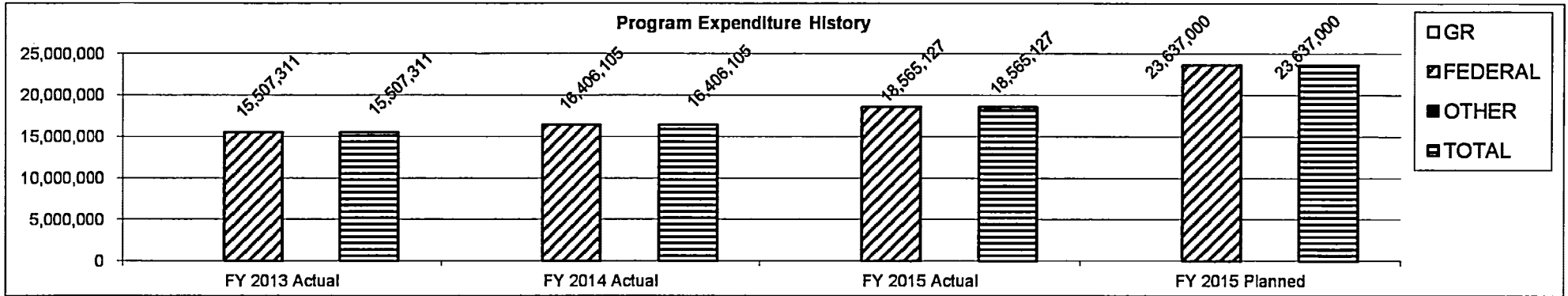
Department: Social Services

HB Section: 11.145

Program Name: Community Service Block Grant

Program is found in the following core budget(s): Community Service Block Grant

**5. Provide actual expenditures for the prior three fiscal years and planned expenditures for the current fiscal year.**



**6. What are the sources of the "Other " funds?**

N/A.

**7a. Provide an effectiveness measure.**

**Number of Individuals in Employment Initiatives that Obtain a Job or Become Self-Employed**

Year	Projected Percentage of Individuals	Actual Percentage of Individuals
FFY 13	2,000	2,049
FFY 14	2,000	2,047
FFY 15	2,000	*
FFY 16	2,000	
FFY 17	2,000	
FFY 18	2,000	

**Number of Safe and Affordable Housing Units Created**

Year	Projected Number of Safe and Affordable Housing Units	Actual Number of Safe and Affordable Housing Units
FFY 13	7,500	1,870
FFY 14	5,000	1,901
FFY 15	1,900	*
FFY 16	1,900	
FFY 17	1,900	
FFY 18	1,900	

\*CSBG program runs on a federal fiscal year (October through September). Data for FFY15 will be available April 2016.

**PROGRAM DESCRIPTION**

**Department: Social Services**

**HB Section: 11.145**

**Program Name: Community Service Block Grant**

**Program is found in the following core budget(s): Community Service Block Grant**

**7b. Provide an efficiency measure.**

**Ratio of Dollars Mobilized by CAA's as Compared to CSBG Sources**

Year	Projected Ratio	Actual Ratio
FFY 13	\$15.00:\$1.00	\$14.07:\$1.00
FFY 14	\$15.00:\$1.00	\$13.85:\$1.00
FFY 15	\$14.00:\$1.00	*
FFY 16	\$14.00:\$1.00	
FFY 17	\$14.00:\$1.00	
FFY 18	\$14.00:\$1.00	

**Ratio of State, Local, Private Resources to CSBG Sources Among 19 CAA's**

Year	Projected Ratio	Actual Ratio
FFY 13	\$2.60:\$1.00	\$2.68:\$1.00
FFY 14	\$2.60:\$1.00	\$2.57:\$1.00
FFY 15	\$2.60:\$1.00	*
FFY 16	\$2.60:\$1.00	
FFY 17	\$2.60:\$1.00	
FFY 18	\$2.60:\$1.00	

\*CSBG program runs on a federal fiscal year (October through September). Data for FFY15 will be available April 2016.

**Number of Volunteer Hours Donated to Community Action Agencies**

Year	Projected Number of	Actual Number of Hours
FFY 13	1,000,000	1,295,345
FFY 14	1,000,000	1,085,001
FFY 15	1,200,000	*
FFY 16	1,200,000	
FFY 17	1,200,000	
FFY 18	1,200,000	

\*CSBG program runs on a federal fiscal year (October through September). Data for FFY15 will be available April 2016.

**PROGRAM DESCRIPTION**

**Department: Social Services**

**HB Section: 11.145**

**Program Name: Community Service Block Grant**

**Program is found in the following core budget(s): Community Service Block Grant**

**7c. Provide the number of clients/individuals served, if applicable.**

**Number of Persons Served**

Year	Projected Number of Persons Served	Actual Number of Persons Served
FFY 13	250,000	225,569
FFY 14	250,000	223,426
FFY 15	225,000	*
FFY 16	225,000	
FFY 17	225,000	
FFY 18	225,000	

**Number of Families Served**

Year	Projected Number	Actual Number
FFY 13	**	96,257
FFY 14	**	94,894
FFY 15	100,000	*
FFY 16	97,000	
FFY 17	97,000	
FFY 18	97,000	

\*CSBG program runs on a federal fiscal year (October through September). Data for FFY15 will be available April 2016.

\*\*New Measure therefore no projections in FFY13 and FFY14.

**Number of Children Served**

Year	Projected Number Served	Actual Number Served
FFY 13	100,000	81,879
FFY 14	100,000	86,377
FFY 15	90,000	*
FFY 16	90,000	
FFY 17	90,000	
FFY 18	90,000	

\*CSBG program runs on a federal fiscal year (October through September). Data for FFY15 will be available April 2016.

**7d. Provide a customer satisfaction measure, if available.**

N/A

<b>COMMUNITY ACTION AGENCIES</b> <b>Community Services Block Grant Program (CSBG) Estimated Contract Awards</b>
--

**Central Missouri Community Action (CMCA)****FFY 2016 Amount: \$1,023,974**

807B North Providence Road

Columbia, MO 65203-4359

Phone number: (573) 443-8706

Serving Counties: Audrain, Boone, Callaway, Cole, Cooper, Howard, Moniteau, Osage**Community Action Agency of St. Louis County (CAASTLC)****FFY 2016 Amount: \$2,078,153**

2709 Woodson Road

St. Louis, MO 63114

Phone number: (314) 863-0015

Serving Counties: St. Louis County**Community Action Partnership of St. Joseph (CAPSJOE)****FFY 2016 Amount: \$568,382**

P.O. Box 3068

817 Monterey Street

St. Joseph, MO 64503-3068

Phone number: (816) 233-8281

Serving Counties: Andrew, Buchanan, Clinton, Dekalb**Community Services, Inc. of Northwest Missouri (CSI)****FFY 2016 Amount: \$312,344**

P.O. Box 328

1212B South Main

Maryville, MO 64468-0328

Phone number: (660) 582-3113

Serving Counties: Atchison, Gentry, Holt, Nodaway, Worth**Delta Area Economic Opportunity Corporation (DAEOC)****FFY 2016 Amount: \$992,584**

99 Skyview Road

Portageville, MO 63873

Phone number: (573) 379-3851

Serving Counties: Dunklin, Mississippi, New Madrid, Pemiscot, Scott, Stoddard

<p><b><u>East Missouri Action Agency (EMAA)</u></b>  107 Industrial Drive  Park Hills, MO 63601  Phone number: (573) 431-5191  <u>Serving Counties:</u> Bollinger, Cape Girardeau, Iron, Madison, Perry, St. Francois, Ste. Genevieve, Washington</p>	<b>FFY 2016 Amount: \$884,926</b>
<p><b><u>Economic Security Corporation of the Southwest Area (ESC)</u></b>  P.O. Box 207  302 South Joplin Street  Joplin, MO 64802-0207  Phone number: (417) 781-0352  <u>Serving Counties:</u> Barton, Jasper, McDonald, Newton</p>	<b>FFY 2016 Amount: \$784,959</b>
<p><b><u>Community Action Partnership of North Central Missouri (CAPNCM)</u></b>  1506 Oklahoma Avenue  Trenton, MO 64683-0278  Phone number: (660) 359-3907  <u>Serving Counties:</u> Caldwell, Daviess, Grundy, Harrison, Linn, Livingston, Mercer, Putnam, Sullivan, Carroll, Ray</p>	<b>FFY 2016 Amount: \$529,118</b>
<p><b><u>Jefferson-Franklin Community Action Corporation (JFCAC)</u></b>  #2 Merchant Dr.  P.O. Box 920  Hillsboro, MO 63050  Phone number: (636) 789-2686  <u>Serving Counties:</u> Franklin, Jefferson</p>	<b>FFY 2016 Amount: \$839,402</b>
<p><b><u>Missouri Ozarks Community Action, Inc. (MOCA)</u></b>  306 South Pine Street  Richland, MO 65556  Phone number: (573) 765-3263  <u>Serving Counties:</u> Camden, Crawford, Gasconade, Laclede, Maries, Miller, Phelps, Pulaski</p>	<b>FFY 2016 Amount: \$953,408</b>
<p><b><u>Missouri Valley Community Action Agency (MVCAA)</u></b>  1415 South Odell  Marshall, MO 65340-0550  Phone number: (660) 886-7476  <u>Serving Counties:</u> Carroll, Chariton, Johnson, Lafayette, Pettis, Ray, Saline</p>	<b>FFY 2016 Amount: \$633,606</b>

**North East Community Action Corporation (NECAC)****FFY 2016 Amount: \$980,918**

P.O. Box 470

16 North Court Street

Bowling Green, MO 63334-0470

Phone number: (573) 324-2231

Serving Counties: Lewis, Lincoln, Macon, Marion, Monroe, Montgomery, Pike, Ralls, Randolph, Shelby, St. Charles, Warren**Community Action Partnership of Northeast Missouri (CAPNEMO)****FFY 2016 Amount: \$345,919**

215 N. Elson St.

Kirksville, MO 63501

Phone number: (660) 665-9855

Serving Counties: Adair, Clark, Knox, Scotland, Schuyler**Ozark Action, Inc. (OAI)****FFY 2016 Amount: \$727,497**

710 East Main

West Plains, MO 65775

Phone number: (417) 256-6147

Serving Counties: Douglas, Howell, Oregon, Ozark, Texas, Wright**Ozarks Area Community Action Corporation (OACAC)****FFY 2016 Amount: \$2,134,902**

215 South Barnes

Springfield, MO 65802-2204

Phone number: (417) 862-4314

Serving Counties: Barry, Christian, Dade, Dallas, Greene, Lawrence, Polk, Stone, Taney, Webster**Peoples Community Action Corporation****FFY 2016 Amount: \$2,770,698**

5701 Delmar Boulevard

St. Louis, MO 63112

314-367-7848

**South Central Missouri Community Action Agency (SCMCAA)****FFY 2016 Amount: \$641,862**

P.O. Box 6

Old Alton Road

Winona, MO 65588-0006

Phone number: (573) 325-4255

Serving Counties: Butler, Carter, Dent, Reynolds, Ripley, Shannon, Wayne

**United Services Community Action Agency (USCAA)**

**FFY 2016 Amount: \$2,762,886**

6323 Manchester  
Kansas City, MO 64133-4717  
Phone number: (816) 358-6868  
Serving Counties: Clay, Jackson, Platte

**West Central Missouri Community Action Agency (WCMCAA)**

**FFY 2016 Amount: \$854,560**

P.O. Box 125  
106 West 4th Street  
Appleton City, Mo 64724-0125  
Phone number: (660) 476-2185  
Serving Counties: Bates, Benton, Cass, Cedar, Henry, Hickory, Morgan, St. Clair, Vernon

**Total CSBG Contract Amount: \$20,820,098**

**Note:** Contract amounts are subject to change depending on the final CSBG grant award for Missouri.





**DECISION ITEM SUMMARY**

Budget Unit	FY 2015	FY 2015	FY 2016	FY 2016	FY 2017	FY 2017	FY 2017	FY 2017
Decision Item	ACTUAL	ACTUAL	BUDGET	BUDGET	DEPT REQ	DEPT REQ	GOV REC	GOV REC
Budget Object Summary	DOLLAR	FTE	DOLLAR	FTE	DOLLAR	FTE	DOLLAR	FTE
Fund								
<b>EMERGENCY SOLUTIONS PROGRAM</b>								
<b>CORE</b>								
<b>EXPENSE &amp; EQUIPMENT</b>								
DEPT OF SOC SERV FEDERAL & OTH	194	0.00	750,000	0.00	750,000	0.00	750,000	0.00
TOTAL - EE	194	0.00	750,000	0.00	750,000	0.00	750,000	0.00
<b>PROGRAM-SPECIFIC</b>								
DEPT OF SOC SERV FEDERAL & OTH	2,259,905	0.00	3,380,000	0.00	3,380,000	0.00	3,380,000	0.00
TOTAL - PD	2,259,905	0.00	3,380,000	0.00	3,380,000	0.00	3,380,000	0.00
<b>TOTAL</b>	<b>2,260,099</b>	<b>0.00</b>	<b>4,130,000</b>	<b>0.00</b>	<b>4,130,000</b>	<b>0.00</b>	<b>4,130,000</b>	<b>0.00</b>
<b>GRAND TOTAL</b>	<b>\$2,260,099</b>	<b>0.00</b>	<b>\$4,130,000</b>	<b>0.00</b>	<b>\$4,130,000</b>	<b>0.00</b>	<b>\$4,130,000</b>	<b>0.00</b>

**CORE DECISION ITEM**

**Department: Social Services**  
**Division: Family Support**  
**Core: Emergency Solutions Grant Program**

**Budget Unit: 90169C**  
**HB Section: 11.150**

**1. CORE FINANCIAL SUMMARY**

	FY 2017 Budget Request			
	GR	Federal	Other	Total
PS				
EE		750,000		750,000
PSD		3,380,000		3,380,000
TRF				
<b>Total</b>		<b>4,130,000</b>		<b>4,130,000</b>
<b>FTE</b>				<b>0.00</b>

	FY 2017 Governor's Recommendation			
	GR	Federal	Other	Total
PS				
EE		750,000		750,000
PSD		3,380,000		3,380,000
TRF				
<b>Total</b>		<b>4,130,000</b>		<b>4,130,000</b>
<b>FTE</b>				<b>0.00</b>

<b>Est. Fringe</b>	0	0	0	0
--------------------	---	---	---	---

*Note: Fringes budgeted in House Bill 5 except for certain fringes budgeted directly to MoDOT, Highway Patrol, and Conservation.*

<b>Est. Fringe</b>	0	0	0	0
--------------------	---	---	---	---

*Note: Fringes budgeted in House Bill 5 except for certain fringes budgeted directly to MoDOT, Highway Patrol, and Conservation.*

Other Funds:

Other Funds:

**2. CORE DESCRIPTION**

This appropriation (formerly the Emergency Shelter Grant Program) provides emergency shelter for Missourians who are homeless, services to prevent homelessness, and services to rapidly re-house those that become homeless. The Department partners with the Missouri Housing Development Commission (MHDC) to issue competitive grants directly to community and faith based organizations and/or to cities and counties that provide services by subcontracting with community and faith-based organizations.

**3. PROGRAM LISTING (list programs included in this core funding)**

Emergency Solutions Grant

**CORE DECISION ITEM**

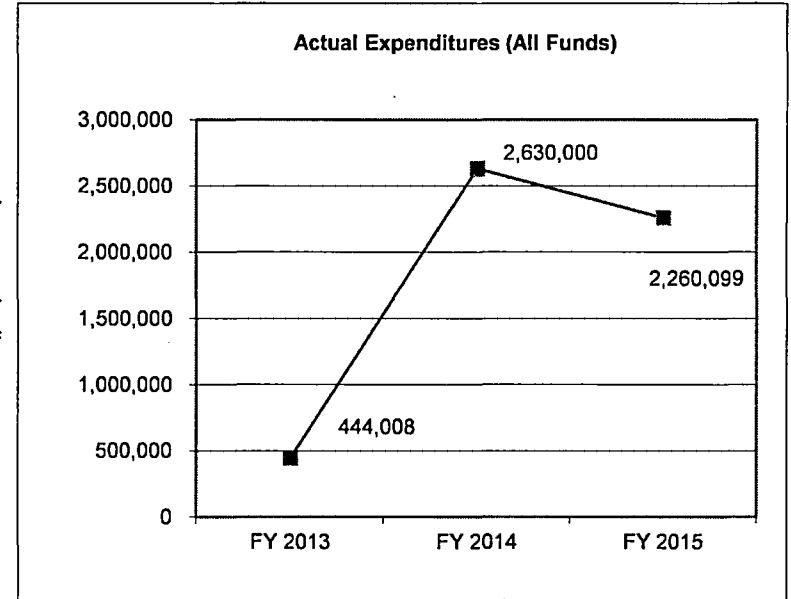
**Department: Social Services**  
**Division: Family Support**  
**Core: Emergency Solutions Grant Program**

**Budget Unit: 90169C**

**HB Section: 11.150**

**4. FINANCIAL HISTORY**

	<b>FY 2013 Actual</b>	<b>FY 2014 Actual</b>	<b>FY 2015 Actual</b>	<b>FY 2016 Current Yr.</b>
Appropriation (All Funds)	1,880,000	2,630,000	2,630,000	4,130,000
Less Reverted (All Funds)	0	0	0	N/A
Less Restricted (All Funds)	0	0	0	N/A
Budget Authority (All Funds)	1,880,000	2,630,000	2,630,000	N/A
Actual Expenditures (All Funds)	444,008	2,630,000	2,260,099	N/A
Unexpended (All Funds)	1,435,992	0	369,901	N/A
Unexpended, by Fund:				
General Revenue	0	0	0	N/A
Federal	1,436,992	0	369,901	N/A
Other	0	0	0	N/A
	(1)	(2)		(3)



Reverted includes the statutory three- percent reserve (when applicable).  
 Restricted includes any Governor's Expenditure Restriction (when applicable).

**NOTES:**

(1) In FY2013, formerly called Emergency Shelter Grants, actual expenditures are from the Emergency Shelter Grant and were less than previous years due to delays in federal funding.

(2) In FY2014, there was a core increase of \$750,000 for increased authority. Actual ESG expenditures were \$2,999,844 funded partially with Federal Grants & Donations authority.

(3) In FY2016, there was an increase of \$1,500,000 to reflect available federal authority.

**CORE RECONCILIATION DETAIL**

**DEPARTMENT OF SOCIAL SERVICES  
EMERGENCY SOLUTIONS PROGRAM**

**5. CORE RECONCILIATION DETAIL**

	<b>Budget Class</b>	<b>FTE</b>	<b>GR</b>	<b>Federal</b>	<b>Other</b>	<b>Total</b>	<b>Explanation</b>
<b>TAFP AFTER VETOES</b>							
	EE	0.00	0	750,000	0	750,000	
	PD	0.00	0	3,380,000	0	3,380,000	
	<b>Total</b>	<b>0.00</b>	<b>0</b>	<b>4,130,000</b>	<b>0</b>	<b>4,130,000</b>	
<b>DEPARTMENT CORE REQUEST</b>							
	EE	0.00	0	750,000	0	750,000	
	PD	0.00	0	3,380,000	0	3,380,000	
	<b>Total</b>	<b>0.00</b>	<b>0</b>	<b>4,130,000</b>	<b>0</b>	<b>4,130,000</b>	
<b>GOVERNOR'S RECOMMENDED CORE</b>							
	EE	0.00	0	750,000	0	750,000	
	PD	0.00	0	3,380,000	0	3,380,000	
	<b>Total</b>	<b>0.00</b>	<b>0</b>	<b>4,130,000</b>	<b>0</b>	<b>4,130,000</b>	

**DECISION ITEM DETAIL**

Budget Unit	FY 2015	FY 2015	FY 2016	FY 2016	FY 2017	FY 2017	FY 2017	FY 2017
Decision Item	ACTUAL	ACTUAL	BUDGET	BUDGET	DEPT REQ	DEPT REQ	GOV REC	GOV REC
Budget Object Class	DOLLAR	FTE	DOLLAR	FTE	DOLLAR	FTE	DOLLAR	FTE
<b>EMERGENCY SOLUTIONS PROGRAM</b>								
<b>CORE</b>								
TRAVEL, IN-STATE	194	0.00	1,138	0.00	1,138	0.00	1,138	0.00
PROFESSIONAL SERVICES	0	0.00	748,862	0.00	748,862	0.00	748,862	0.00
<b>TOTAL - EE</b>	<b>194</b>	<b>0.00</b>	<b>750,000</b>	<b>0.00</b>	<b>750,000</b>	<b>0.00</b>	<b>750,000</b>	<b>0.00</b>
PROGRAM DISTRIBUTIONS	2,259,905	0.00	3,380,000	0.00	3,380,000	0.00	3,380,000	0.00
<b>TOTAL - PD</b>	<b>2,259,905</b>	<b>0.00</b>	<b>3,380,000</b>	<b>0.00</b>	<b>3,380,000</b>	<b>0.00</b>	<b>3,380,000</b>	<b>0.00</b>
<b>GRAND TOTAL</b>	<b>\$2,260,099</b>	<b>0.00</b>	<b>\$4,130,000</b>	<b>0.00</b>	<b>\$4,130,000</b>	<b>0.00</b>	<b>\$4,130,000</b>	<b>0.00</b>
GENERAL REVENUE	\$0	0.00	\$0	0.00	\$0	0.00	\$0	0.00
FEDERAL FUNDS	\$2,260,099	0.00	\$4,130,000	0.00	\$4,130,000	0.00	\$4,130,000	0.00
OTHER FUNDS	\$0	0.00	\$0	0.00	\$0	0.00	\$0	0.00

## PROGRAM DESCRIPTION

Department: Social Services

HB Section: 11.150

Program Name: Emergency Solution Grant Program

Program is found in the following core budget(s): Emergency Solutions Grant Program

### 1. What does this program do?

The Emergency Solution Grant Program (ESGP) is designed to identify sheltered and unsheltered homeless individuals and families, as well as those at risk of homelessness, and provide the services necessary to help those persons quickly regain stability in permanent housing after experiencing homelessness or a housing crisis. In Missouri, the goal is to safely reduce the length of stay for families and individuals in shelters in order to create opportunities for them to be rapidly re-housed. All currently existing emergency services will continue but will do so with the intent to ultimately transition persons into a more stable and permanent environment. This model removes the traditional tiered system that offers limited services and imposes unnecessary requirements on individuals and families in order to obtain permanent housing. Missouri recognizes that there will always be specific populations that require emergency shelter and services - including but not limited to homeless youth, survivors of domestic violence and homeless individuals struggling with substance abuse - but hopes to incorporate ways to safely shorten these episodes of homelessness and move individuals and families directly into a permanent housing situation through rapid re-housing.

Funding is provided to non-profit community based and faith-based organizations to operate shelters and to provide case management, rent and utility subsidies and other social services that directly contribute to housing stability. Funding is provided through either direct contracts with non-profits, or through non-profit sub-contracts with local units of government (cities or counties). The Department partners with the Missouri Housing Development Commission (MHDC) to issue competitive grants. Up to 7.5% of the grant can be used for administration costs such as reports, monitoring, and audits. The state and any grantees or sub-grantees share the 7.5% administrative funding. (Note: Local government and non-profit grantees/sub-grantees must match funding on a dollar-for-dollar basis. The federal government also contracts directly with metropolitan areas for additional ESGP funds.)

The Emergency Solutions Grant Program (ESGP) is a component of Missouri's Consolidated Plan for funding received from the Department of Housing and Urban Development.

### 2. What is the authorization for this program, i.e., federal or state statute, etc.? (Include the federal program number, if applicable.)

Federal law: Stewart B. McKinney Homeless Assistance Act, as amended 42 UCS 11371

Federal law: P.L. 111-22, Division B, Homeless Emergency Assistance and Rapid Transition to Housing Act of 2009 (HEARTH Act)

Federal law: PL 112-141, Moving Ahead for Progress in the 21st Century

### 3. Are there federal matching requirements? If yes, please explain.

Yes, matching funds are required of grantees (local units of government and non-profits) on a dollar-for-dollar basis.

The state can award grantees a waiver under certain conditions. The state does not provide any matching funds for this program other than a small portion to match administrative funds used for oversight and monitoring.

### 4. Is this a federally mandated program? If yes, please explain.

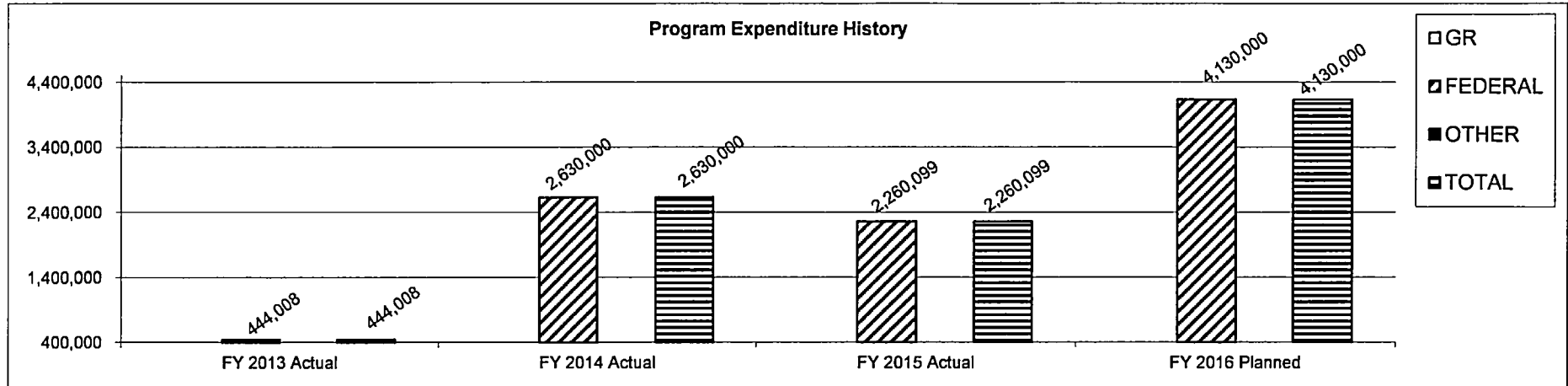
No. However, ESGP is a component of Missouri's Consolidated Plan for all funding from the Department of Housing and Urban Development.

**PROGRAM DESCRIPTION**

Department: Social Services  
 Program Name: Emergency Solution Grant Program  
 Program is found in the following core budget(s): Emergency Solutions Grant Program

HB Section: 11.150

**5. Provide actual expenditures for the prior three fiscal years and planned expenditures for the current fiscal year.**



Note: FFY 2014 Actual expenditures were \$2,999,844 funded partially with Federal Grants & Donations authority.

**6. What are the sources of the "Other " funds?**

N/A.

**7a. Provide an effectiveness measure.**

**Number of Persons Served Annually in Emergency or Transitional Shelters**

Year	Projected Number of Persons Provided Shelter Through ESG	Actual Number of Persons Provided Shelter Through ESG
FFY 13*	5,000	8,481
FFY 14	8,000	10,213
FFY 15**	10,000	
FFY 16	10,000	
FFY 17	10,000	
FFY 18	10,000	

**Emergency Assistance That Helped Maintain Housing and Prevented Homelessness**

Year	Projected Number of Individuals	Actual Number of Individuals
FFY 13*	5,000	1,035
FFY 14	1,500	1,117
FFY 15**	1,500	
FFY 16	1,500	
FFY 17	1,500	
FFY 18	1,500	

**PROGRAM DESCRIPTION**

**Department: Social Services**

**HB Section: 11.150**

**Program Name: Emergency Solution Grant Program**

**Program is found in the following core budget(s): Emergency Solutions Grant Program**

**Emergency Assistance That Helped Rapidly Re-House the Homeless**

Year	Projected Number of Individuals	Actual Number of Individuals
FFY 13*	3,500	397
FFY 14	3,500	729
FFY 15**	1,000	
FFY 16	1,000	
FFY 17	1,000	
FFY 18	1,000	

\*FFY13 was the first full year of the new Emergency Solutions Grant through the U.S. Department of Housing and Urban Development (HUD). The new Emergency Solutions Grant (ESG) emphasizes prevention of homelessness and getting homeless persons into permanent, stable housing. Therefore, projections for individuals served may not correlate with actual individuals served due to transitioning from the purpose of the Emergency Shelter Grant to the goals set forth in the Emergency Solutions Grant.

\*\*FFY15 data will be available June 2016. The program year, previously April - March, moved to a 15-month grant for 2015, and will move to a January - December program period for FFY 16.

**7b. Provide an efficiency measure.**

N/A



**PROGRAM DESCRIPTION**

**Department: Social Services**

**HB Section: 11.150**

**Program Name: Emergency Solution Grant Program**

**Program is found in the following core budget(s): Emergency Solutions Grant Program**

**7c. Provide the number of clients/individuals served, if applicable.**

**Number of Adults and Children Served**

Year	Projected Number of Adults Served	Number of Adults Served	Projected Number of Children Served	Number of Children Served
FFY 13*	7,500	7,353	2,500	3,434
FFY 14	7,500	9,208	3,500	4,450
FFY 15**	9,000		4,500	
FFY 16	9,000		4,500	
FFY 17	9,000		4,500	
FFY 18	9,000		4,500	

\*FFY13 was the first full year of the new Emergency Solutions Grant through the U.S. Department of Housing and Urban Development (HUD). The new Emergency Solutions Grant (ESG) emphasizes prevention of homelessness and getting homeless persons into permanent, stable housing. Therefore, projections for individuals served may not correlate with actual individuals served due to transitioning from the purpose of the Emergency Shelter Grant to the goals set forth in the Emergency Solutions Grant.

\*\*\*FFY15 data will be available June 2016. The program year, previously April - March, moved to a 15-month grant for 2015, and will move to a January - December program period for FFY 16.

**7d. Provide a customer satisfaction measure, if available.**

N/A



**DECISION ITEM SUMMARY**

Budget Unit	FY 2015	FY 2015	FY 2016	FY 2016	FY 2017	FY 2017	FY 2017	FY 2017
Decision Item	ACTUAL	ACTUAL	BUDGET	BUDGET	DEPT REQ	DEPT REQ	GOV REC	GOV REC
Budget Object Summary	DOLLAR	FTE	DOLLAR	FTE	DOLLAR	FTE	DOLLAR	FTE
Fund								
<b>FOOD DISTRIBUTION PROGRAMS</b>								
<b>CORE</b>								
EXPENSE & EQUIPMENT								
DEPT OF SOC SERV FEDERAL & OTH	7,813	0.00	100,000	0.00	100,000	0.00	100,000	0.00
TOTAL - EE	7,813	0.00	100,000	0.00	100,000	0.00	100,000	0.00
PROGRAM-SPECIFIC								
DEPT OF SOC SERV FEDERAL & OTH	1,354,388	0.00	1,400,000	0.00	1,400,000	0.00	1,400,000	0.00
TOTAL - PD	1,354,388	0.00	1,400,000	0.00	1,400,000	0.00	1,400,000	0.00
<b>TOTAL</b>	<b>1,362,201</b>	<b>0.00</b>	<b>1,500,000</b>	<b>0.00</b>	<b>1,500,000</b>	<b>0.00</b>	<b>1,500,000</b>	<b>0.00</b>
<b>GRAND TOTAL</b>	<b>\$1,362,201</b>	<b>0.00</b>	<b>\$1,500,000</b>	<b>0.00</b>	<b>\$1,500,000</b>	<b>0.00</b>	<b>\$1,500,000</b>	<b>0.00</b>

**CORE DECISION ITEM**

**Department: Social Services**  
**Division: Family Support**  
**Core: Food Distribution Programs**

**Budget Unit: 90170C**  
**HB Section: 11.155**

**1. CORE FINANCIAL SUMMARY**

	FY 2017 Budget Request			
	GR	Federal	Other	Total
PS				
EE		100,000		100,000
PSD		1,400,000		1,400,000
TRF				
<b>Total</b>		<b>1,500,000</b>		<b>1,500,000</b>
<b>FTE</b>				<b>0.00</b>

	FY 2017 Governor's Recommendation			
	GR	Federal	Other	Total
PS				
EE		100,000		100,000
PSD		1,400,000		1,400,000
TRF				
<b>Total</b>		<b>1,500,000</b>		<b>1,500,000</b>
<b>FTE</b>				<b>0.00</b>

<i>Est. Fringe</i>	0	0	0	0
--------------------	---	---	---	---

*Note: Fringes budgeted in House Bill 5 except for certain fringes budgeted directly to MoDOT, Highway Patrol, and Conservation.*

<i>Est. Fringe</i>	0	0	0	0
--------------------	---	---	---	---

*Note: Fringes budgeted in House Bill 5 except for certain fringes budgeted directly to MoDOT, Highway Patrol, and Conservation.*

Other Funds:

Other Funds:

**2. CORE DESCRIPTION**

This appropriation provides USDA-donated foods to children, needy adults and organizations to improve the nutritional status and health of program participants. Program funds are appropriated by Congress to purchase foods on the open market. USDA pays for the initial processing and packaging of the food and for transporting it to designated points (i.e. food banks) within each state for the Emergency Food Assistance Program. For the Summer Food Service Program (SFSP), the Family Support Division (FSD) is responsible for ordering, storing, transporting and distributing food to public and private non-profit agencies. The Family Support Division contracts for storage and transporting of donated food for SFSP.

**3. PROGRAM LISTING (list programs included in this core funding)**

Food Distribution Programs

**CORE DECISION ITEM**

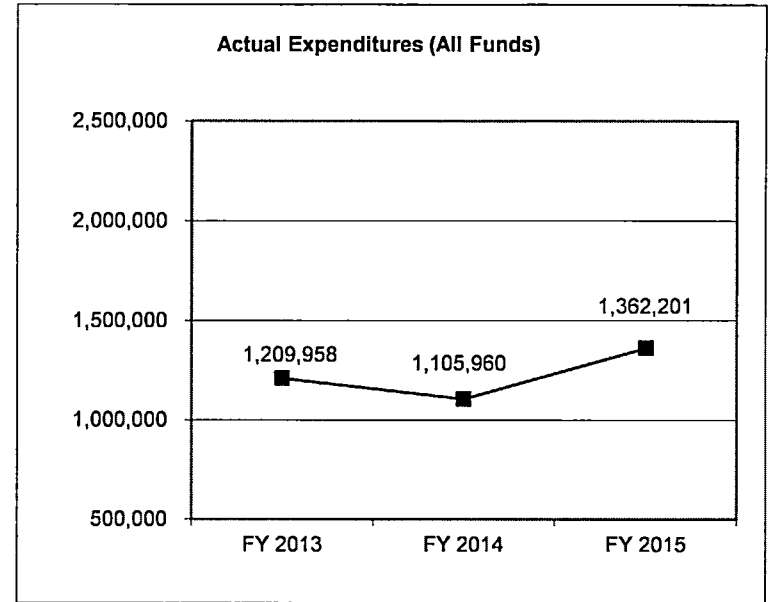
**Department: Social Services**  
**Division: Family Support**  
**Core: Food Distribution Programs**

**Budget Unit: 90170C**

**HB Section: 11.155**

**4. FINANCIAL HISTORY**

	<b>FY 2013 Actual</b>	<b>FY 2014 Actual</b>	<b>FY 2015 Actual</b>	<b>FY 2016 Current Yr.</b>
Appropriation (All Funds)	1,500,000	1,500,000	1,500,000	1,500,000
Less Reverted (All Funds)	0	0	0	N/A
Less Restricted (All Funds)	0	0	0	N/A
Budget Authority (All Funds)	1,500,000	1,500,000	1,500,000	N/A
Actual Expenditures (All Funds)	1,209,958	1,105,960	1,362,201	N/A
Unexpended (All Funds)	290,042	394,040	137,799	N/A
Unexpended, by Fund:				
General Revenue	0	0	0	N/A
Federal	290,042	394,040	137,799	N/A
Other	0	0	0	N/A



Reverted includes the statutory three- percent reserve (when applicable).  
 Restricted includes any Governor's Expenditure Restriction (when applicable).

**NOTES:**

**CORE RECONCILIATION DETAIL**

**DEPARTMENT OF SOCIAL SERVICES  
FOOD DISTRIBUTION PROGRAMS**

**5. CORE RECONCILIATION DETAIL**

	<b>Budget Class</b>	<b>FTE</b>	<b>GR</b>	<b>Federal</b>	<b>Other</b>	<b>Total</b>	<b>Explanation</b>
<b>TAFP AFTER VETOES</b>							
	EE	0.00	0	100,000	0	100,000	
	PD	0.00	0	1,400,000	0	1,400,000	
	<b>Total</b>	<b>0.00</b>	<b>0</b>	<b>1,500,000</b>	<b>0</b>	<b>1,500,000</b>	
<b>DEPARTMENT CORE REQUEST</b>							
	EE	0.00	0	100,000	0	100,000	
	PD	0.00	0	1,400,000	0	1,400,000	
	<b>Total</b>	<b>0.00</b>	<b>0</b>	<b>1,500,000</b>	<b>0</b>	<b>1,500,000</b>	
<b>GOVERNOR'S RECOMMENDED CORE</b>							
	EE	0.00	0	100,000	0	100,000	
	PD	0.00	0	1,400,000	0	1,400,000	
	<b>Total</b>	<b>0.00</b>	<b>0</b>	<b>1,500,000</b>	<b>0</b>	<b>1,500,000</b>	

**DECISION ITEM DETAIL**

Budget Unit	FY 2015	FY 2015	FY 2016	FY 2016	FY 2017	FY 2017	FY 2017	FY 2017
Decision Item	ACTUAL	ACTUAL	BUDGET	BUDGET	DEPT REQ	DEPT REQ	GOV REC	GOV REC
Budget Object Class	DOLLAR	FTE	DOLLAR	FTE	DOLLAR	FTE	DOLLAR	FTE
<b>FOOD DISTRIBUTION PROGRAMS</b>								
<b>CORE</b>								
PROFESSIONAL SERVICES	7,813	0.00	100,000	0.00	100,000	0.00	100,000	0.00
TOTAL - EE	7,813	0.00	100,000	0.00	100,000	0.00	100,000	0.00
PROGRAM DISTRIBUTIONS	1,354,388	0.00	1,400,000	0.00	1,400,000	0.00	1,400,000	0.00
TOTAL - PD	1,354,388	0.00	1,400,000	0.00	1,400,000	0.00	1,400,000	0.00
<b>GRAND TOTAL</b>	<b>\$1,362,201</b>	<b>0.00</b>	<b>\$1,500,000</b>	<b>0.00</b>	<b>\$1,500,000</b>	<b>0.00</b>	<b>\$1,500,000</b>	<b>0.00</b>
GENERAL REVENUE	\$0	0.00	\$0	0.00	\$0	0.00	\$0	0.00
FEDERAL FUNDS	\$1,362,201	0.00	\$1,500,000	0.00	\$1,500,000	0.00	\$1,500,000	0.00
OTHER FUNDS	\$0	0.00	\$0	0.00	\$0	0.00	\$0	0.00

## PROGRAM DESCRIPTION

Department: Social Services

HB Section: 11.155

Program Name: Food Distribution Programs

Program is found in the following core budget(s): Food Distribution Programs

### 1. What does this program do?

Through the U.S. Department of Agriculture Food Distribution Program, this program provides food to help improve the nutritional status of children and needy adults. The Food Distribution Program provides for the distribution of USDA foods to charitable institutions (when food is available) along with food distribution to summer food service programs for children, disaster relief agencies and six non-profit food banks. The food banks distribute USDA foods to food pantries which assist needy persons and households in situations of emergency or distress. Food banks also distribute USDA foods to soup kitchens, homeless shelters, domestic violence shelters and other like organizations that provide meals for the homeless. The Family Support Division contracts with companies and non-profit organizations to store and transport the food.

The federal funding also provides for administrative services including allocation, warehousing, storage, delivery, accounting and federal reporting responsibilities.

The following are the totals of administrative funds paid to each of the six foodbanks during the months of July 2014 through June 2015 (SFY 2015):

Second Harvest Community Food Bank	\$ 97,729
The Food Bank for Central and Northeast Mo	\$ 232,177
Harvesters-The Community Food Network	\$ 256,516
Ozarks Food Harvest	\$ 250,616
Southeast Missouri Food Bank	\$ 121,853
St. Louis Area Foodbank	\$ 395,497
Total funds paid:	\$ 1,354,388

### 2. What is the authorization for this program, i.e., federal or state statute, etc.? (Include the federal program number, if applicable.)

State statute: RSMo. 205.960-967, Federal law: P.L. 113-79, 110-246, 107-171, 104-193, 104-127, 100-435, 98-8, 93-86, 81-439, 74-320.

Federal Regulations: 7 CFR Part 250 and 251

### 3. Are there federal matching requirements? If yes, please explain.

There is no match for The Emergency Food Assistance Program (TEFAP) funding which is utilized in this appropriation. However, the State must provide a cash or in-kind contribution equal to the amount of TEFAP administrative funds received under this federal program and retained by the State for state level costs (employees, salaries, travel, equipment) which is paid out of FSD Administration. This typically amounts to 5 - 6 % of total Federal administrative funds.



**PROGRAM DESCRIPTION**

Department: Social Services

HB Section: 11.155

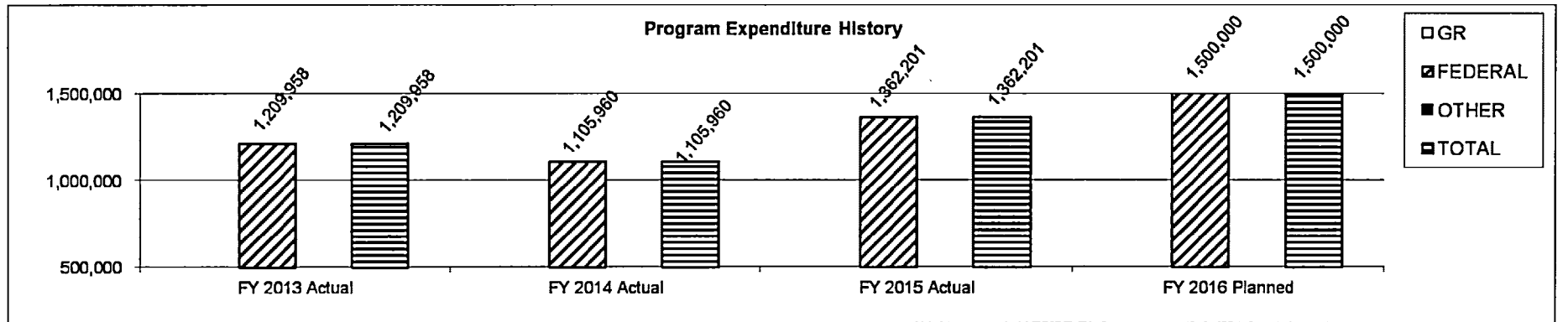
Program Name: Food Distribution Programs

Program is found in the following core budget(s): Food Distribution Programs

**4. Is this a federally mandated program? If yes, please explain.**

No.

**5. Provide actual expenditures for the prior three fiscal years and planned expenditures for the current fiscal year.**



**6. What are the sources of the "Other " funds?**

N/A.

**PROGRAM DESCRIPTION**

**Department: Social Services**

**HB Section: 11.155**

**Program Name: Food Distribution Programs**

**Program is found in the following core budget(s): Food Distribution Programs**

**7a. Provide an effectiveness measure.**

Estimated Pounds of Food Distributed  
Through Food Distribution (Millions)

Year	Projected Pounds of Food Distributed	Actual Pounds of Food Distributed
FFY 13	15.5	15.0
FFY 14	13.5	13.5
FFY 15	13.5	13.0
FFY 16	13.5	
FFY 17	13.5	
FFY 18	13.5	

**7b. Provide an efficiency measure.**

N/A.

**7c. Provide the number of clients/individuals served, if applicable.**

Average Number of Participants That  
Utilized Food Distribution (Millions)

Year	Projected Number of Participants	Actual Number of Participants
FFY 13	2.60	2.33
FFY 14	2.50	2.70
FFY 15	2.50	2.10
FFY 16	2.50	
FFY 17	2.50	
FFY 18	2.50	

Note: The number of participants may be duplicated due to repeat visits by families in need.

**7d. Provide a customer satisfaction measure, if available.**

N/A.



**DECISION ITEM SUMMARY**

Budget Unit									
Decision Item	FY 2015	FY 2015	FY 2016	FY 2016	FY 2017	FY 2017	FY 2017	FY 2017	FY 2017
Budget Object Summary	ACTUAL	ACTUAL	BUDGET	BUDGET	DEPT REQ	DEPT REQ	GOV REC	GOV REC	GOV REC
Fund	DOLLAR	FTE	DOLLAR	FTE	DOLLAR	FTE	DOLLAR	FTE	DOLLAR
<b>ENERGY ASSISTANCE</b>									
<b>CORE</b>									
EXPENSE & EQUIPMENT									
DEPT OF SOC SERV FEDERAL & OTH	215,176	0.00	164,126	0.00	164,126	0.00	164,126	0.00	164,126
TOTAL - EE	215,176	0.00	164,126	0.00	164,126	0.00	164,126	0.00	164,126
PROGRAM-SPECIFIC									
DEPT OF SOC SERV FEDERAL & OTH	73,868,700	0.00	77,383,741	0.00	77,383,741	0.00	77,383,741	0.00	77,383,741
TOTAL - PD	73,868,700	0.00	77,383,741	0.00	77,383,741	0.00	77,383,741	0.00	77,383,741
<b>TOTAL</b>	<b>74,083,876</b>	<b>0.00</b>	<b>77,547,867</b>	<b>0.00</b>	<b>77,547,867</b>	<b>0.00</b>	<b>77,547,867</b>	<b>0.00</b>	<b>77,547,867</b>
<b>GRAND TOTAL</b>	<b>\$74,083,876</b>	<b>0.00</b>	<b>\$77,547,867</b>	<b>0.00</b>	<b>\$77,547,867</b>	<b>0.00</b>	<b>\$77,547,867</b>	<b>0.00</b>	<b>\$77,547,867</b>

**CORE DECISION ITEM**

**Department: Social Services**  
**Division: Family Support**  
**Core: Energy Assistance**

**Budget Unit: 90172C**  
**HB Section: 11.160**

**1. CORE FINANCIAL SUMMARY**

FY 2017 Budget Request					FY 2017 Governor's Recommendation				
	GR	Federal	Other	Total		GR	Federal	Other	Total
PS					PS				
EE		164,126		164,126	EE		164,126		164,126
PSD		77,383,741		77,383,741	PSD		77,383,741		77,383,741
TRF					TRF				
<b>Total</b>		<b>77,547,867</b>		<b>77,547,867</b>	<b>Total</b>		<b>77,547,867</b>		<b>77,547,867</b>
<b>FTE</b>				<b>0.00</b>	<b>FTE</b>				<b>0.00</b>

<i>Est. Fringe</i>	0	0	0	0
--------------------	---	---	---	---

*Note: Fringes budgeted in House Bill 5 except for certain fringes budgeted directly to MoDOT, Highway Patrol, and Conservation.*

<i>Est. Fringe</i>	0	0	0	0
--------------------	---	---	---	---

*Note: Fringes budgeted in House Bill 5 except for certain fringes budgeted directly to MoDOT, Highway Patrol, and Conservation.*

Other Funds:

Other Funds:

**2. CORE DESCRIPTION**

This appropriation provides limited financial assistance to eligible low-income households with payment of their home energy costs. The intent of this assistance is to aid these households in their effort to become self-sufficient and to reduce the health and safety risks associated with disconnection of utility services. This appropriation also funds the Low-Income Weatherization Assistance Program (LIWAP).

**3. PROGRAM LISTING (list programs included in this core funding)**

Energy Assistance

**CORE DECISION ITEM**

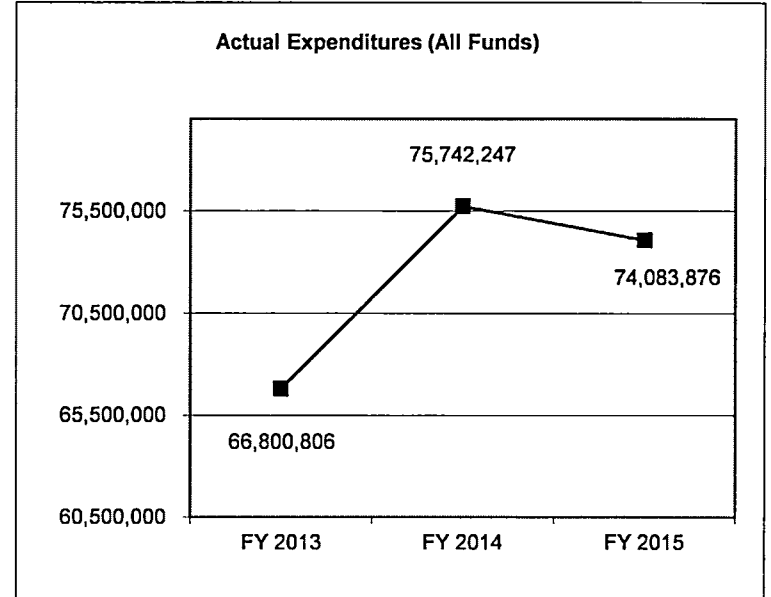
**Department: Social Services**  
**Division: Family Support**  
**Core: Energy Assistance**

**Budget Unit: 90172C**

**HB Section: 11.160**

**4. FINANCIAL HISTORY**

	<b>FY 2013 Actual</b>	<b>FY 2014 Actual</b>	<b>FY 2015 Actual</b>	<b>FY 2016 Current Yr.</b>
Appropriation (All Funds)	114,831,383	114,547,867	114,547,867	77,547,867
Less Reverted (All Funds)	0	0	0	N/A
Less Restricted (All Funds)	0	0	0	N/A
Budget Authority (All Funds)	114,831,383	114,547,867	114,547,867	N/A
Actual Expenditures (All Funds)	66,800,806	75,742,247	74,083,876	N/A
Unexpended (All Funds)	48,030,577	38,805,620	40,463,991	N/A
Unexpended, by Fund:				
General Revenue	N/A	N/A	N/A	N/A
Federal	48,030,577	38,805,620	40,463,991	N/A
Other	N/A	N/A	N/A	N/A
	<b>(1)</b>	<b>(2)</b>		<b>(3)</b>



Reverted includes the statutory three- percent reserve (when applicable).  
 Restricted includes any Governor's Expenditure Restriction (when applicable).

**NOTES:**

**(1)** FY2013 - Appropriation increased for loss of "E".

**(2)** FY2014 - PS core reallocation to Family Support Administration. Actual expenditures were \$78,490,201 which includes \$2,747,954 Utilicare funding appropriated through Supplemental HB 14.279.

**(3)** FY2016 - Core reduction of \$37,000,000 for excess federal authority.

**CORE RECONCILIATION DETAIL**

**DEPARTMENT OF SOCIAL SERVICES  
ENERGY ASSISTANCE**

**5. CORE RECONCILIATION DETAIL**

	Budget Class	FTE	GR	Federal	Other	Total	Explanation
<b>TAFP AFTER VETOES</b>							
	EE	0.00	0	164,126	0	164,126	
	PD	0.00	0	77,383,741	0	77,383,741	
	<b>Total</b>	<b>0.00</b>	<b>0</b>	<b>77,547,867</b>	<b>0</b>	<b>77,547,867</b>	
<b>DEPARTMENT CORE ADJUSTMENTS</b>							
Core Reallocation	297 4860 EE	0.00	0	(21,946)	0	(21,946)	
Core Reallocation	297 9164 EE	0.00	0	21,946	0	21,946	
Core Reallocation	297 4860 PD	0.00	0	(5,634,396)	0	(5,634,396)	
Core Reallocation	297 9164 PD	0.00	0	5,634,396	0	5,634,396	
<b>NET DEPARTMENT CHANGES</b>		<b>0.00</b>	<b>0</b>	<b>0</b>	<b>0</b>	<b>0</b>	
<b>DEPARTMENT CORE REQUEST</b>							
	EE	0.00	0	164,126	0	164,126	
	PD	0.00	0	77,383,741	0	77,383,741	
	<b>Total</b>	<b>0.00</b>	<b>0</b>	<b>77,547,867</b>	<b>0</b>	<b>77,547,867</b>	
<b>GOVERNOR'S RECOMMENDED CORE</b>							
	EE	0.00	0	164,126	0	164,126	
	PD	0.00	0	77,383,741	0	77,383,741	
	<b>Total</b>	<b>0.00</b>	<b>0</b>	<b>77,547,867</b>	<b>0</b>	<b>77,547,867</b>	

**DECISION ITEM DETAIL**

Budget Unit	FY 2015	FY 2015	FY 2016	FY 2016	FY 2017	FY 2017	FY 2017	FY 2017
Decision Item	ACTUAL	ACTUAL	BUDGET	BUDGET	DEPT REQ	DEPT REQ	GOV REC	GOV REC
Budget Object Class	DOLLAR	FTE	DOLLAR	FTE	DOLLAR	FTE	DOLLAR	FTE
<b>ENERGY ASSISTANCE</b>								
<b>CORE</b>								
TRAVEL, IN-STATE	13,812	0.00	3,988	0.00	13,812	0.00	13,812	0.00
TRAVEL, OUT-OF-STATE	4,722	0.00	1,400	0.00	4,722	0.00	4,722	0.00
SUPPLIES	181,055	0.00	152,102	0.00	130,005	0.00	130,005	0.00
PROFESSIONAL DEVELOPMENT	8,544	0.00	4,800	0.00	8,544	0.00	8,544	0.00
PROFESSIONAL SERVICES	6,252	0.00	1,836	0.00	6,252	0.00	6,252	0.00
M&R SERVICES	791	0.00	0	0.00	791	0.00	791	0.00
<b>TOTAL - EE</b>	<b>215,176</b>	<b>0.00</b>	<b>164,126</b>	<b>0.00</b>	<b>164,126</b>	<b>0.00</b>	<b>164,126</b>	<b>0.00</b>
PROGRAM DISTRIBUTIONS	73,868,700	0.00	77,383,741	0.00	77,383,741	0.00	77,383,741	0.00
<b>TOTAL - PD</b>	<b>73,868,700</b>	<b>0.00</b>	<b>77,383,741</b>	<b>0.00</b>	<b>77,383,741</b>	<b>0.00</b>	<b>77,383,741</b>	<b>0.00</b>
<b>GRAND TOTAL</b>	<b>\$74,083,876</b>	<b>0.00</b>	<b>\$77,547,867</b>	<b>0.00</b>	<b>\$77,547,867</b>	<b>0.00</b>	<b>\$77,547,867</b>	<b>0.00</b>
GENERAL REVENUE	\$0	0.00	\$0	0.00	\$0	0.00	\$0	0.00
FEDERAL FUNDS	\$74,083,876	0.00	\$77,547,867	0.00	\$77,547,867	0.00	\$77,547,867	0.00
OTHER FUNDS	\$0	0.00	\$0	0.00	\$0	0.00	\$0	0.00



## PROGRAM DESCRIPTION

**Department: Social Services**

**HB Section: 11.160**

**Program Name: Energy Assistance**

**Program is found in the following core budget(s): Energy Assistance**

### 1. What does this program do?

Missouri's Low Income Home Energy Assistance Program (LIHEAP) is a block grant program. The objectives of LIHEAP are to help low-income people meet the costs of home energy, defined as heating and cooling of residences; to increase their energy self-sufficiency; and to reduce their vulnerability resulting from energy needs. The target population is low-income households, especially those with the lowest incomes and the highest home energy costs or needs. Additional factors taken into account for low-income households include family size, elderly, disabled, and families with children under six.

The program for low-income Missourians includes three components: Energy Assistance (EA) and Energy Crisis Intervention Program (ECIP) and Low-Income Weatherization Assistance Program (LIWAP).

#### **Energy Assistance (EA)**

- Provides financial assistance to households to help pay primary fuel source heating bills for Missourians during the months of October through March.
- The one time benefit amount is based upon household size, income and the type of fuel used for home heating.
- The Family Support Division (FSD) contracts with the Missouri Community Action Agencies and/or other not-for-profit organizations to determine eligibility and process applications.
- Application information, as well as documentation, is entered into the state EA data system that is web-based and secure for eligibility determination and payment processing.
- Payments are made by the DSS directly to energy suppliers and in a small number of cases to eligible clients. Less than 8% of funds are paid directly to clients.

#### **Energy Crisis Intervention Program (ECIP)**

- Provides financial assistance to households in a verifiable energy crisis.
- This funding is distributed to the LIHEAP contract agencies through formula to make payments directly to the energy supplier.
- Agencies can also request in their yearly plan a portion of the ECIP funding to help purchase or repair furnaces or air conditioners, to pay for emergency or temporary shelter, provide limited emergency services, and provide education and outreach.

Winter ECIP can be used for primary or secondary fuel sources.

- Available from October through May based upon funding.
- Benefit amount is the amount required to resolve crisis.
- Maximum benefit amount is \$800.00.

Summer ECIP is primarily used to restore or prevent disconnection of services of a cooling utility source.

- Available from June through September based upon funding.
- Benefit amount is the amount required to resolve crisis.
- Maximum benefit amount is \$300.00.

Beginning Federal Fiscal Year (FFY) 2017, LIHEAP Energy Assistance and Winter Energy Crisis Intervention Program start dates will change to November 1st for elderly and disabled households and December 1st for all other households.

**PROGRAM DESCRIPTION**

**Department: Social Services**

**HB Section: 11.160**

**Program Name: Energy Assistance**

**Program is found in the following core budget(s): Energy Assistance**

**Low-Income Weatherization Assistance Program (LIWAP)**

- In Fiscal Year 2014, one million dollars was transferred to DED for weatherization projects.
- In Fiscal Year 2015, language was added to Appropriation House Bill 2011, providing ten percent (10%), up to \$7,000,000, be used for the Low-Income Weatherization Assistance Program (LIWAP) administered by the Division of Energy within the Department of Economic Development.

Funding is administered by the Department of Economic Development (DED) under a MOU (Memorandum of Understanding) with DSS.

**2. What is the authorization for this program, i.e., federal or state statute, etc.? (Include the federal program number, if applicable.)**

State Statute RSMo. 660.100 - 660.136. Federal law: 42 USC 8621 - 8630 et seq.

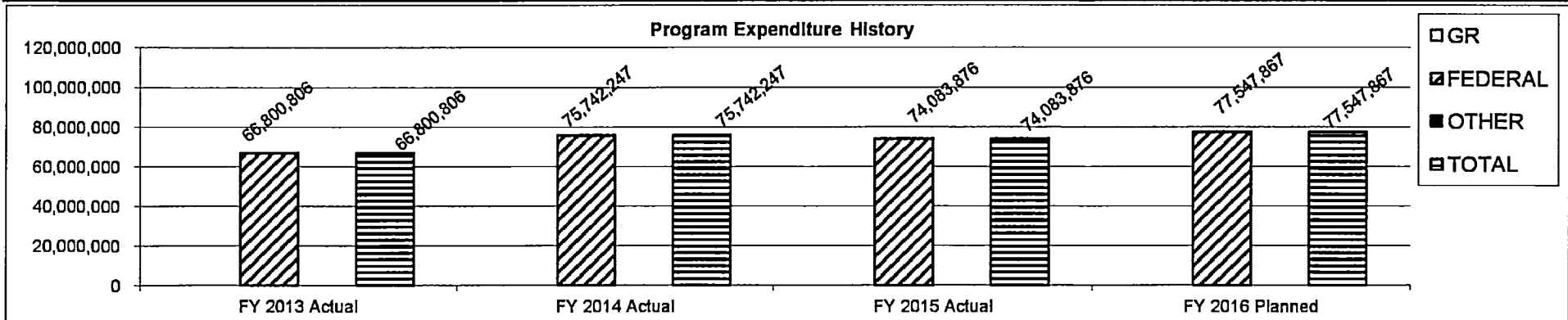
**3. Are there federal matching requirements? If yes, please explain.**

No.

**4. Is this a federally mandated program? If yes, please explain.**

No.

**5. Provide actual expenditures for the prior three fiscal years and planned expenditures for the current fiscal year.**



Note: FY14 Actual expenditures were \$78,490,201, which includes \$2,747,954 Utilicare funding appropriated through Supplemental HB 14.279.

**6. What are the sources of the "Other" funds?**

N/A

**PROGRAM DESCRIPTION**

**Department: Social Services**

**HB Section: 11.160**

**Program Name: Energy Assistance**

**Program is found in the following core budget(s): Energy Assistance**

**7a. Provide an effectiveness measure.**

**Number of EA Applications**

Year	Projected Number of Applicants	Actual Number of Applicants
FFY 13	170,000	166,505
FFY 14	167,000	162,783
FFY 15	162,000	156,604
FFY 16	157,000	
FFY 17	157,000	
FFY 18	157,000	

**Number of EA Households Not on Previous Year**

Year	Projected Number Not on Previous Year	Actual Number Not on Previous Year
FFY 13	45,000	48,747
FFY 14	49,000	48,155
FFY 15	48,000	44,791
FFY 16	45,000	
FFY 17	45,000	
FFY 18	45,000	

**Percent of Repeated EA Households**

Year	Projected % of Repeated Households	Actual % of Repeated Households
FFY 13	64.00%	62.82%
FFY 14	63.00%	62.41%
FFY 15	62.00%	62.52%
FFY 16	62.00%	
FFY 17	62.00%	
FFY 18	62.00%	

**PROGRAM DESCRIPTION**

**Department: Social Services**

**HB Section: 11.160**

**Program Name: Energy Assistance**

**Program is found in the following core budget(s): Energy Assistance**

**7b. Provide an efficiency measure.**

**Number of Days to Work an Application**

Year	Projected Average Number of Days	Actual Average Number of days
FFY 13	18	12
FFY 14	12	12
FFY 15	12	14
FFY 16	14	
FFY 17	14	
FFY 18	14	

Note: LIHEAP Contractors have 30 working days to process an application.

**7c. Provide the number of clients/individuals served, if applicable.**

**EA Households Assisted**

Year	Projected Number of Households Assisted	Actual Number of Households Assisted
FFY 13	147,000	145,605
FFY 14	146,000	140,243
FFY 15	140,000	133,267
FFY 16	135,000	
FFY 17	135,000	
FFY 18	135,000	

**ECIP Households Assisted**

Year	Projected Households Assisted	Actual Households Assisted
FFY 13	100,000	68,558
FFY 14	70,000	72,253
FFY 15	70,000	77,185
FFY 16	78,000	
FFY 17	78,000	
FFY 18	78,000	

**7d. Provide a customer satisfaction measure, if available.**

N/A

<b>LOW INCOME HOME ENERGY ASSISTANCE PROGRAM CONTRACTORS</b> <b>Low Income Home Energy Assistance Program (LIHEAP) Estimated Contract Awards</b>
---

**Central Missouri Community Action (CMCA)**

807B North Providence Road

Columbia, MO 65203-4359

Phone number: (573) 443-8706

Serving Counties: Audrain, Boone, Callaway, Cole, Cooper, Howard, Moniteau, Osage**FFY 2016 Amount: \$1,587,745****Community Action Agency of St. Louis County (CAASTLC)**

2709 Woodson Road

St. Louis, MO 63114

Phone number: (314) 863-0015

Serving Counties: St. Louis County**FFY 2016 Amount: \$3,231,984****Community Action Partnership of St. Joseph (CAPSJOE)**

P.O. Box 3068

817 Monterey Street

St. Joseph, MO 64503-3068

Phone number: (816) 233-8281

Serving Counties: Andrew, Buchanan, Clinton, Dekalb**FFY 2016 Amount: \$637,775****Community Services, Inc. of Northwest Missouri (CSI)**

P.O. Box 328

1212B South Main

Maryville, MO 64468-0328

Phone number: (660) 582-3113

Serving Counties: Atchison, Gentry, Holt, Nodaway, Worth**FFY 2016 Amount: \$215,566****Delta Area Economic Opportunity Corporation (DAEOC)**

99 Skyview Road

Portageville, MO 63873

Phone number: (573) 379-3851

Serving Counties: Dunklin, Mississippi, New Madrid, Pemiscot, Scott, Stoddard**FFY 2016 Amount: \$1,587,745**

<p><b><u>East Missouri Action Agency (EMAA)</u></b>  107 Industrial Drive  Park Hills, MO 63601  Phone number: (573) 431-5191  <u>Serving Counties:</u> Bollinger, Cape Girardeau, Iron, Madison, Perry, St. Francois, Ste. Genevieve, Washington</p>	<b>FFY 2016 Amount: \$1,443,542</b>
<p><b><u>Economic Security Corporation of the Southwest Area (ESC)</u></b>  P.O. Box 207  302 South Joplin Street  Joplin, MO 64802-0207  Phone number: (417) 781-0352  <u>Serving Counties:</u> Barton, Jasper, McDonald, Newton</p>	<b>FFY 2016 Amount: \$1,150,670</b>
<p><b><u>Community Action Partnership of North Central Missouri (CAPNCM)</u></b>  1506 Oklahoma Avenue  Trenton, MO 64683-0278  Phone number: (660) 359-3907  <u>Serving Counties:</u> Caldwell, Daviess, Grundy, Harrison, Linn, Livingston, Mercer, Putnam, Sullivan, Carroll, Ray</p>	<b>FFY 2016 Amount: \$477,216</b>
<p><b><u>Jefferson-Franklin Community Action Corporation (JFCAC)</u></b>  #2 Merchant Dr.  P.O. Box 920  Hillsboro, MO 63050  Phone number: (636) 789-2686  <u>Serving Counties:</u> Franklin, Jefferson</p>	<b>FFY 2016 Amount: \$1,030,251</b>
<p><b><u>Missouri Ozarks Community Action, Inc. (MOCA)</u></b>  306 South Pine Street  Richland, MO 65556  Phone number: (573) 765-3263  <u>Serving Counties:</u> Camden, Crawford, Gasconade, Laclede, Maries, Miller, Phelps, Pulaski</p>	<b>FFY 2016 Amount: \$1,400,427</b>
<p><b><u>Missouri Valley Community Action Agency (MVCAA)</u></b>  1415 South Odell  Marshall, MO 65340-0550  Phone number: (660) 886-7476  <u>Serving Counties:</u> Carroll, Chariton, Johnson, Lafayette, Pettis, Ray, Saline</p>	<b>FFY 2016 Amount: \$964,839</b>

<u><b>North East Community Action Corporation (NECAC)</b></u> P.O. Box 470 16 North Court Street Bowling Green, MO 63334-0470 Phone number: (573) 324-2231 <u>Serving Counties:</u> Lewis, Lincoln, Macon, Marion, Monroe, Montgomery, Pike, Ralls, Randolph, Shelby, St. Charles, Warren	<b>FFY 2016 Amount: \$1,828,584</b>
<u><b>Community Action Partnership of Northeast Missouri (CAPNEMO)</b></u> 215 N. Elson St. Kirksville, MO 63501 Phone number: (660) 665-9855 <u>Serving Counties:</u> Adair, Clark, Knox, Scotland, Schuyler	<b>FFY 2016 Amount: \$310,711</b>
<u><b>Ozark Action, Inc. (OAI)</b></u> 710 East Main West Plains, MO 65775 Phone number: (417) 256-6147 <u>Serving Counties:</u> Douglas, Howell, Oregon, Ozark, Texas, Wright	<b>FFY 2016 Amount: \$1,177,429</b>
<u><b>Ozarks Area Community Action Corporation (OACAC)</b></u> 215 South Barnes Springfield, MO 65802-2204 Phone number: (417) 862-4314 <u>Serving Counties:</u> Barry, Christian, Dade, Dallas, Greene, Lawrence, Polk, Stone, Taney, Webster	<b>FFY 2016 Amount: \$3,404,436</b>
<u><b>Urban League of Metropolitan St. Louis</b></u> 3701 Grandel Square St. Louis, MO 63108-3627 314-615-3640	<b>FFY 2016 Amount: \$3,026,764</b>
<u><b>South Central Missouri Community Action Agency (SCMCAA)</b></u> P.O. Box 6 Old Alton Road Winona, MO 65588-0006 Phone number: (573) 325-4255 <u>Serving Counties:</u> Butler, Carter, Dent, Reynolds, Ripley, Shannon, Wayne	<b>FFY 2016 Amount: \$1,028,764</b>

**United Services Community Action Agency (USCAA)**

**FFY 2016 Amount: \$4,013,959**

6323 Manchester  
Kansas City, MO 64133-4717  
Phone number: (816) 358-6868  
Serving Counties: Clay, Jackson, Platte

**West Central Missouri Community Action Agency (WCMCAA)**

**FFY 2016 Amount: \$1,256,224**

P.O. Box 125  
106 West 4th Street  
Appleton City, Mo 64724-0125  
Phone number: (660) 476-2185  
Serving Counties: Bates, Benton, Cass, Cedar, Henry, Hickory, Morgan, St. Clair, Vernon

**Total LIHEAP Contract Amount: \$29,774,631**

**Note:** Contract amounts are subject to change depending on the final LIHEAP grant award for Missouri.





**DECISION ITEM SUMMARY**

Budget Unit									
Decision Item	FY 2015	FY 2015	FY 2016	FY 2016	FY 2017	FY 2017	FY 2017	FY 2017	FY 2017
Budget Object Summary	ACTUAL	ACTUAL	BUDGET	BUDGET	DEPT REQ	DEPT REQ	GOV REC	GOV REC	GOV REC
Fund	DOLLAR	FTE	DOLLAR	FTE	DOLLAR	FTE	DOLLAR	FTE	FTE
<b>UTILICARE TRANSFER</b>									
<b>CORE</b>									
FUND TRANSFERS									
GENERAL REVENUE	3,880,000	0.00	4,000,000	0.00	4,000,000	0.00	4,000,000	0.00	0.00
TOTAL - TRF	3,880,000	0.00	4,000,000	0.00	4,000,000	0.00	4,000,000	0.00	0.00
<b>TOTAL</b>	<b>3,880,000</b>	<b>0.00</b>	<b>4,000,000</b>	<b>0.00</b>	<b>4,000,000</b>	<b>0.00</b>	<b>4,000,000</b>	<b>0.00</b>	<b>0.00</b>
<b>GRAND TOTAL</b>	<b>\$3,880,000</b>	<b>0.00</b>	<b>\$4,000,000</b>	<b>0.00</b>	<b>\$4,000,000</b>	<b>0.00</b>	<b>\$4,000,000</b>	<b>0.00</b>	<b>0.00</b>

**CORE DECISION ITEM**

Department: Social Services  
 Division: Family Support Division  
 Core: Utilicare Transfer

Budget Unit: 90174C

HB Section: 11.165

**1. CORE FINANCIAL SUMMARY**

	FY 2017 Budget Request			
	GR	Federal	Other	Total
PS				
EE				
PSD				
TRF	4,000,000			4,000,000
<b>Total</b>	<b>4,000,000</b>			<b>4,000,000</b>

FTE 0.00

<b>Est. Fringe</b>	0	0	0	0
<i>Note: Fringes budgeted in House Bill 5 except for certain fringes budgeted directly to MoDOT, Highway Patrol, and Conservation.</i>				

Other Funds:

	FY 2017 Governor's Recommendation			
	GR	Federal	Other	Total
PS				
EE				
PSD				
TRF	4,000,000			4,000,000
<b>Total</b>	<b>4,000,000</b>			<b>4,000,000</b>

FTE 0.00

<b>Est. Fringe</b>	0	0	0	0
<i>Note: Fringes budgeted in House Bill 5 except for certain fringes budgeted directly to MoDOT, Highway Patrol, and Conservation.</i>				

Other Funds:

**2. CORE DESCRIPTION**

Transfers funds from General Revenue to the Utilicare Stabilization Fund.

**3. PROGRAM LISTING (list programs included in this core funding)**

Utilicare Transfer

**CORE DECISION ITEM**

Department: Social Services  
 Division: Family Support Division  
 Core: Utilicare Transfer

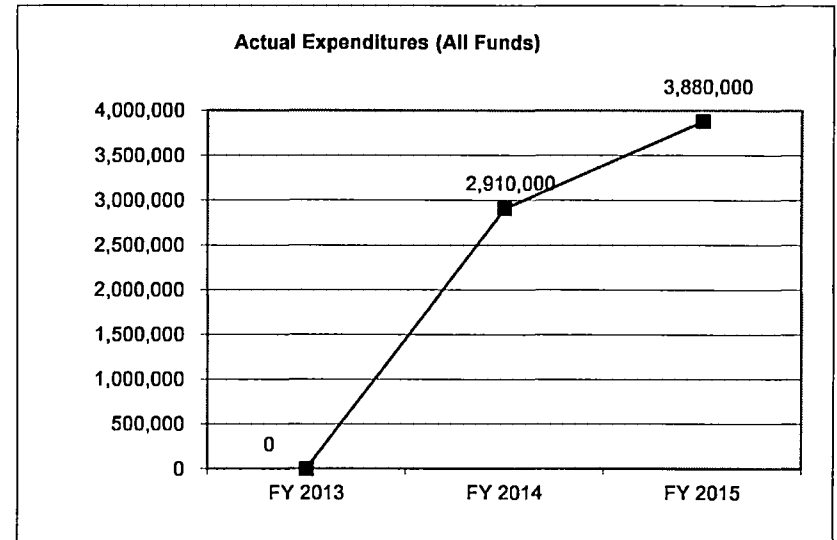
Budget Unit: 90174C

0.5579

HB Section: 11.165

**4. FINANCIAL HISTORY**

	FY 2013 Actual	FY 2014 Actual	FY 2015 Actual	FY 2016 Current Yr.
Appropriation (All Funds)	0	3,000,000	4,000,000	4,000,000
Less Reverted (All Funds)	0	(90,000)	(120,000)	N/A
Budget Authority (All Funds)	0	2,910,000		N/A
Actual Expenditures (All Funds)	0	2,910,000	3,880,000	N/A
Unexpended (All Funds)	0	0	(3,880,000)	N/A
Unexpended, by Fund:				
General Revenue	0	0	0	N/A
Federal	0	0	0	N/A
Other	0	0	0	N/A
		(1)		



Reverted includes Governor's standard 3 percent reserve (when applicable) and any extraordinary expenditure restrictions.

**NOTES:**

(1) Utilicare funding was appropriated through Supplemental HB 14.279.

**CORE RECONCILIATION DETAIL**

**DEPARTMENT OF SOCIAL SERVICES  
UTILICARE TRANSFER**

**5. CORE RECONCILIATION DETAIL**

	<b>Budget Class</b>	<b>FTE</b>	<b>GR</b>	<b>Federal</b>	<b>Other</b>	<b>Total</b>	<b>Explanation</b>
<b>TAFP AFTER VETOES</b>							
	TRF	0.00	4,000,000	0	0	4,000,000	
	<b>Total</b>	<b>0.00</b>	<b>4,000,000</b>	<b>0</b>	<b>0</b>	<b>4,000,000</b>	
<b>DEPARTMENT CORE REQUEST</b>							
	TRF	0.00	4,000,000	0	0	4,000,000	
	<b>Total</b>	<b>0.00</b>	<b>4,000,000</b>	<b>0</b>	<b>0</b>	<b>4,000,000</b>	
<b>GOVERNOR'S RECOMMENDED CORE</b>							
	PD	0.00	0	0	0	0	
	TRF	0.00	4,000,000	0	0	4,000,000	
	<b>Total</b>	<b>0.00</b>	<b>4,000,000</b>	<b>0</b>	<b>0</b>	<b>4,000,000</b>	

**DECISION ITEM DETAIL**

Budget Unit	FY 2015	FY 2015	FY 2016	FY 2016	FY 2017	FY 2017	FY 2017	FY 2017
Decision Item	ACTUAL	ACTUAL	BUDGET	BUDGET	DEPT REQ	DEPT REQ	GOV REC	GOV REC
Budget Object Class	DOLLAR	FTE	DOLLAR	FTE	DOLLAR	FTE	DOLLAR	FTE
<b>UTILICARE TRANSFER</b>								
<b>CORE</b>								
TRANSFERS OUT	3,880,000	0.00	4,000,000	0.00	4,000,000	0.00	4,000,000	0.00
TOTAL - TRF	3,880,000	0.00	4,000,000	0.00	4,000,000	0.00	4,000,000	0.00
<b>GRAND TOTAL</b>	<b>\$3,880,000</b>	<b>0.00</b>	<b>\$4,000,000</b>	<b>0.00</b>	<b>\$4,000,000</b>	<b>0.00</b>	<b>\$4,000,000</b>	<b>0.00</b>
GENERAL REVENUE	\$3,880,000	0.00	\$4,000,000	0.00	\$4,000,000	0.00	\$4,000,000	0.00
FEDERAL FUNDS	\$0	0.00	\$0	0.00	\$0	0.00	\$0	0.00
OTHER FUNDS	\$0	0.00	\$0	0.00	\$0	0.00	\$0	0.00

**PROGRAM DESCRIPTION**

Department: Social Services

Budget Unit: 90174C

Program Name: Utilicare Transfer

Program is found in the following core budget(s): Utilicare Transfer

HB Section: 11.165

**1. What does this program do?**

This appropriation transfers funds from the General Revenue fund to the Utilicare Stabilization fund. The Utilicare Stabilization fund serves to distribute funds to provide financial assistance to elderly, disabled and qualified individual households for the payment of charges for primary and secondary heating and cooling sources for the household. A portion of this funding is applied to the Low Income Weatherization Assistance Program (LIWAP) to assist in reducing utility costs.

**2. What is the authorization for this program, i.e., federal or state statute, etc.? (Include the federal program number, if applicable.)**

State Statute RSMo. 660.110 through 660.136.

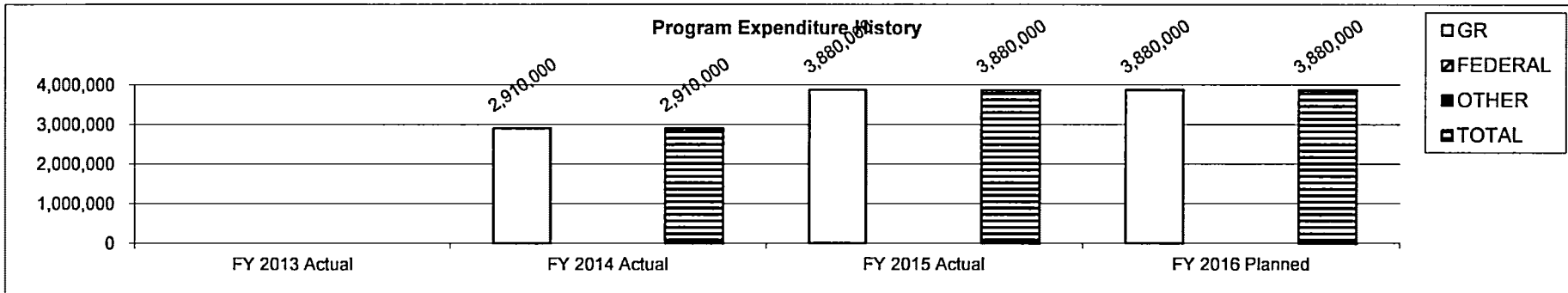
**3. Are there federal matching requirements? If yes, please explain.**

No.

**4. Is this a federally mandated program? If yes, please explain.**

No.

**5. Provide actual expenditures for the prior three fiscal years and planned expenditures for the current fiscal year.**



Planned FY 2016 expenditures are net of reverted and reserve.

**6. What are the sources of the "Other " funds?**

N/A

**7a. Provide an effectiveness measure.**

N/A

**7b. Provide an efficiency measure.**

N/A

**7c. Provide the number of clients/individuals served, if applicable.**

N/A

**7d. Provide a customer satisfaction measure, if available.**

N/A





**DECISION ITEM SUMMARY**

Budget Unit	FY 2015	FY 2015	FY 2016	FY 2016	FY 2017	FY 2017	FY 2017	FY 2017
Decision Item	ACTUAL	ACTUAL	BUDGET	BUDGET	DEPT REQ	DEPT REQ	GOV REC	GOV REC
Budget Object Summary	DOLLAR	FTE	DOLLAR	FTE	DOLLAR	FTE	DOLLAR	FTE
Fund								
<b>ENERGY ASSISTANCE</b>								
<b>CORE</b>								
PROGRAM-SPECIFIC								
UTILICARE STABILIZATION	0	0.00	4,000,000	0.00	4,000,000	0.00	4,000,000	0.00
TOTAL - PD	0	0.00	4,000,000	0.00	4,000,000	0.00	4,000,000	0.00
<b>TOTAL</b>	<b>0</b>	<b>0.00</b>	<b>4,000,000</b>	<b>0.00</b>	<b>4,000,000</b>	<b>0.00</b>	<b>4,000,000</b>	<b>0.00</b>
<b>GRAND TOTAL</b>	<b>\$0</b>	<b>0.00</b>	<b>\$4,000,000</b>	<b>0.00</b>	<b>\$4,000,000</b>	<b>0.00</b>	<b>\$4,000,000</b>	<b>0.00</b>

**CORE DECISION ITEM**

Department: Social Services  
 Division: Family Support Division  
 Core: Utilicare Stabilization

Budget Unit: 90175C  
 HB Section: 11.170

**1. CORE FINANCIAL SUMMARY**

	FY 2017 Budget Request			
	GR	Federal	Other	Total
PS				
EE				
PSD			4,000,000	4,000,000
TRF				
<b>Total</b>			<b>4,000,000</b>	<b>4,000,000</b>

FTE 0.00

<b>Est. Fringe</b>	0	0	0	0
--------------------	---	---	---	---

*Note: Fringes budgeted in House Bill 5 except for certain fringes budgeted directly to MoDOT, Highway Patrol, and Conservation.*

Other Funds: Utilicare Stabilization

	FY 2017 Governor's Recommendation			
	GR	Federal	Other	Total
PS				
EE				
PSD			4,000,000	4,000,000
TRF				
<b>Total</b>			<b>4,000,000</b>	<b>4,000,000</b>

FTE 0.00

<b>Est. Fringe</b>	0	0	0	0
--------------------	---	---	---	---

*Note: Fringes budgeted in House Bill 5 except for certain fringes budgeted directly to MoDOT, Highway Patrol, and Conservation.*

Other Funds: Utilicare Stabilization

**2. CORE DESCRIPTION**

Utilicare serves to distribute funds to provide financial assistance to elderly, disabled and qualified individual households for the payment of charges for primary and secondary heating and cooling sources for the household. A portion of this funding is applied to the Low Income Weatherization Assistance Program (LIWAP) to assist in reducing utility costs.

**3. PROGRAM LISTING (list programs included in this core funding)**

Utilicare Stabilization

**CORE DECISION ITEM**

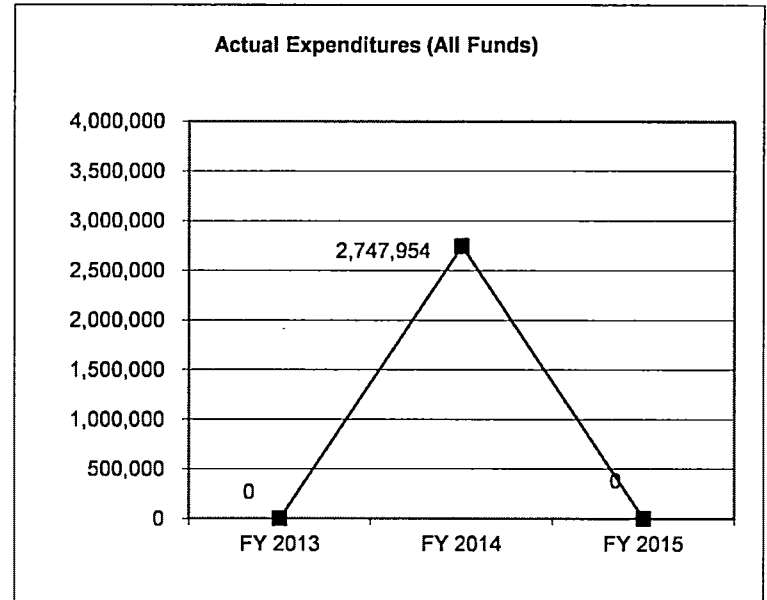
**Department: Social Services**  
**Division: Family Support Division**  
**Core: Utilicare Stabilization**

**Budget Unit: 90175C**

**HB Section: 11.170**

**4. FINANCIAL HISTORY**

	FY 2013 Actual	FY 2014 Actual	FY 2015 Actual	FY 2016 Current Yr.
Appropriation (All Funds)	0	3,000,000	4,000,000	4,000,000
Less Reverted (All Funds)	0	0	0	N/A
Less Restricted (All Funds)	0	0	0	
Budget Authority (All Funds)	0	3,000,000	4,000,000	N/A
Actual Expenditures (All Funds)	0	2,747,954	0	N/A
Unexpended (All Funds)	0	252,046	4,000,000	N/A
Unexpended, by Fund:				
General Revenue	0		4,000,000	N/A
Federal	0	0	0	N/A
Other	0	252,046	0	N/A
		(1)	(2)	



Reverted includes the statutory three- percent reserve (when applicable).  
 Restricted includes any Governor's Expenditure Restriction (when applicable).

**NOTES:**

- (1) Utilicare funding was appropriated through Supplemental HB 14.279.
- (2) There was an expenditure restriction in FY 2015 which was released in June, 2015.

**CORE RECONCILIATION DETAIL**

---

**DEPARTMENT OF SOCIAL SERVICES  
ENERGY ASSISTANCE**

**5. CORE RECONCILIATION DETAIL**

---

	<b>Budget Class</b>	<b>FTE</b>	<b>GR</b>	<b>Federal</b>	<b>Other</b>	<b>Total</b>	<b>Explanation</b>
<b>TAFP AFTER VETOES</b>	PD	0.00	0	0	4,000,000	4,000,000	
	<b>Total</b>	<b>0.00</b>	<b>0</b>	<b>0</b>	<b>4,000,000</b>	<b>4,000,000</b>	
<b>DEPARTMENT CORE REQUEST</b>	PD	0.00	0	0	4,000,000	4,000,000	
	<b>Total</b>	<b>0.00</b>	<b>0</b>	<b>0</b>	<b>4,000,000</b>	<b>4,000,000</b>	
<b>GOVERNOR'S RECOMMENDED CORE</b>	PD	0.00	0	0	4,000,000	4,000,000	
	<b>Total</b>	<b>0.00</b>	<b>0</b>	<b>0</b>	<b>4,000,000</b>	<b>4,000,000</b>	

**DECISION ITEM DETAIL**

Budget Unit	FY 2015	FY 2015	FY 2016	FY 2016	FY 2017	FY 2017	FY 2017	FY 2017
Decision Item	ACTUAL	ACTUAL	BUDGET	BUDGET	DEPT REQ	DEPT REQ	GOV REC	GOV REC
Budget Object Class	DOLLAR	FTE	DOLLAR	FTE	DOLLAR	FTE	DOLLAR	FTE
<b>ENERGY ASSISTANCE</b>								
<b>CORE</b>								
PROGRAM DISTRIBUTIONS	0	0.00	4,000,000	0.00	4,000,000	0.00	4,000,000	0.00
TOTAL - PD	0	0.00	4,000,000	0.00	4,000,000	0.00	4,000,000	0.00
<b>GRAND TOTAL</b>	<b>\$0</b>	<b>0.00</b>	<b>\$4,000,000</b>	<b>0.00</b>	<b>\$4,000,000</b>	<b>0.00</b>	<b>\$4,000,000</b>	<b>0.00</b>
GENERAL REVENUE	\$0	0.00	\$0	0.00	\$0	0.00	\$0	0.00
FEDERAL FUNDS	\$0	0.00	\$0	0.00	\$0	0.00	\$0	0.00
OTHER FUNDS	\$0	0.00	\$4,000,000	0.00	\$4,000,000	0.00	\$4,000,000	0.00

**PROGRAM DESCRIPTION**

**Department: Social Services**  
**Program Name: Utilicare Stabilization**  
**Program is found in the following core budget(s): Energy Assistance**

**HB Section: 11.170**

**1. What does this program do?**

Utilicare Stabilization funding is used to pay the expenses of reconnecting or maintaining services to households that have their primary or secondary heating or cooling source disconnected. Utilicare funding is also applied to the Low Income Weatherization Assistance Program (LIWAP) to assist in reducing utility costs for low income households.

Funding in the utilicare appropriation is used for the purposes established by the Federal Low Income Home Energy Assistance Program. In FY 16, this funding is being used for the Energy Crisis Intervention Program (ECIP) and LIWAP (\$388,000). Please see the attachment for agencies and contracted ECIP amounts.

**2. What is the authorization for this program, i.e., federal or state statute, etc.? (Include the federal program number, if applicable.)**

State Statute RSMo. 660.110 through 660.136.

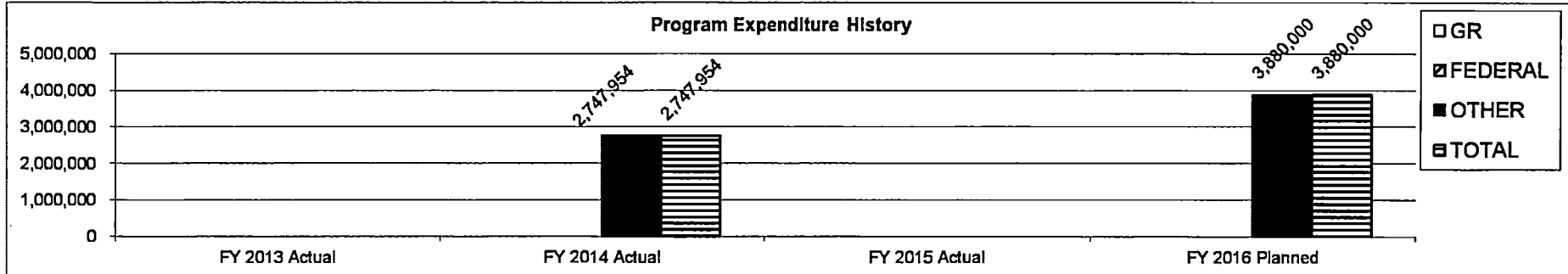
**3. Are there federal matching requirements? If yes, please explain.**

No.

**4. Is this a federally mandated program? If yes, please explain.**

No.

**5. Provide actual expenditures for the prior three fiscal years and planned expenditures for the current fiscal year.**



Planned FY 2016 expenditures are net of reverted and reserve.

**PROGRAM DESCRIPTION**

**Department: Social Services**

**HB Section: 11.170**

**Program Name: Utilicare Stabilization**

**Program is found in the following core budget(s): Energy Assistance**

**6. What are the sources of the "Other " funds?**

Utilicare Stablization

**7a. Provide an effectiveness measure.**

N/A

**7b. Provide an efficiency measure.**

N/A

**7c. Provide the number of clients/individuals served, if applicable.**

8,499 ECIP Households were served with the FFY 2014 Utilicare supplemental funding.

**7d. Provide a customer satisfaction measure, if available.**

N/A

<b>UTILICARE CONTRACTORS</b> <b>Utilicare Estimated Contract Awards</b>
--

**Central Missouri Community Action (CMCA)**

807B North Providence Road

Columbia, MO 65203-4359

Phone number: (573) 443-8706

Serving Counties: Audrain, Boone, Callaway, Cole, Cooper, Howard, Moniteau, Osage**FFY 2016 Amount: \$186,473****Community Action Agency of St. Louis County (CAASTLC)**

2709 Woodson Road

St. Louis, MO 63114

Phone number: (314) 863-0015

Serving Counties: St. Louis County**FFY 2016 Amount: \$379,580****Community Action Partnership of St. Joseph (CAPSJOE)**

P.O. Box 3068

817 Monterey Street

St. Joseph, MO 64503-3068

Phone number: (816) 233-8281

Serving Counties: Andrew, Buchanan, Clinton, Dekalb**FFY 2016 Amount: \$74,903****Community Services, Inc. of Northwest Missouri (CSI)**

P.O. Box 328

1212B South Main

Maryville, MO 64468-0328

Phone number: (660) 582-3113

Serving Counties: Atchison, Gentry, Holt, Nodaway, Worth**FFY 2016 Amount: \$25,318****Delta Area Economic Opportunity Corporation (DAEOC)**

99 Skyview Road

Portageville, MO 63873

Phone number: (573) 379-3851

Serving Counties: Dunklin, Mississippi, New Madrid, Pemiscot, Scott, Stoddard**FFY 2016 Amount: \$186,473**



**East Missouri Action Agency (EMAA)****FFY 2016 Amount: \$169,537**

107 Industrial Drive

Park Hills, MO 63601

Phone number: (573) 431-5191

Serving Counties: Bollinger, Cape Girardeau, Iron, Madison, Perry, St. Francois, Ste. Genevieve, Washington**Economic Security Corporation of the Southwest Area (ESC)****FFY 2016 Amount: \$135,141**

P.O. Box 207

302 South Joplin Street

Joplin, MO 64802-0207

Phone number: (417) 781-0352

Serving Counties: Barton, Jasper, McDonald, Newton**Community Action Partnership of North Central Missouri (CAPNCM)****FFY 2016 Amount: \$56,047**

1506 Oklahoma Avenue

Trenton, MO 64683-0278

Phone number: (660) 359-3907

Serving Counties: Caldwell, Daviess, Grundy, Harrison, Linn, Livingston, Mercer, Putnam, Sullivan, Carroll, Ray**Jefferson-Franklin Community Action Corporation (JFCAC)****FFY 2016 Amount: \$120,998**

#2 Merchant Dr.

P.O. Box 920

Hillsboro, MO 63050

Phone number: (636) 789-2686

Serving Counties: Franklin, Jefferson**Missouri Ozarks Community Action, Inc. (MOCA)****FFY 2016 Amount: \$164,473**

306 South Pine Street

Richland, MO 65556

Phone number: (573) 765-3263

Serving Counties: Camden, Crawford, Gasconade, Laclede, Maries, Miller, Phelps, Pulaski**Missouri Valley Community Action Agency (MVCAA)****FFY 2016 Amount: \$113,315**

1415 South Odell

Marshall, MO 65340-0550

Phone number: (660) 886-7476

Serving Counties: Carroll, Chariton, Johnson, Lafayette, Pettis, Ray, Saline

<b><u>North East Community Action Corporation (NECAC)</u></b> P.O. Box 470 16 North Court Street Bowling Green, MO 63334-0470 Phone number: (573) 324-2231 <u>Serving Counties:</u> Lewis, Lincoln, Macon, Marion, Monroe, Montgomery, Pike, Ralls, Randolph, Shelby, St. Charles, Warren	<b>FFY 2016 Amount: \$214,758</b>
<b><u>Community Action Partnership of Northeast Missouri (CAPNEMO)</u></b> 215 N. Elson St. Kirksville, MO 63501 Phone number: (660) 665-9855 <u>Serving Counties:</u> Adair, Clark, Knox, Scotland, Schuyler	<b>FFY 2016 Amount: \$36,491</b>
<b><u>Ozark Action, Inc. (OAI)</u></b> 710 East Main West Plains, MO 65775 Phone number: (417) 256-6147 <u>Serving Counties:</u> Douglas, Howell, Oregon, Ozark, Texas, Wright	<b>FFY 2016 Amount: \$138,283</b>
<b><u>Ozarks Area Community Action Corporation (OACAC)</u></b> 215 South Barnes Springfield, MO 65802-2204 Phone number: (417) 862-4314 <u>Serving Counties:</u> Barry, Christian, Dade, Dallas, Greene, Lawrence, Polk, Stone, Taney, Webster	<b>FFY 2016 Amount: \$399,833</b>
<b><u>Urban League of Metropolitan St. Louis</u></b> 3701 Grandel Square St. Louis, MO 63108-3627 314-615-3640	<b>FFY 2016 Amount: \$350,597</b>
<b><u>South Central Missouri Community Action Agency (SCMCAA)</u></b> P.O. Box 6 Old Alton Road Winona, MO 65588-0006 Phone number: (573) 325-4255 <u>Serving Counties:</u> Butler, Carter, Dent, Reynolds, Ripley, Shannon, Wayne	<b>FFY 2016 Amount: \$120,823</b>

**United Services Community Action Agency (USCAA)**

6323 Manchester  
Kansas City, MO 64133-4717  
Phone number: (816) 358-6868  
Serving Counties: Clay, Jackson, Platte

**FFY 2016 Amount: \$471,420**

**West Central Missouri Community Action Agency (WCMCAA)**

P.O. Box 125  
106 West 4th Street  
Appleton City, Mo 64724-0125  
Phone number: (660) 476-2185  
Serving Counties: Bates, Benton, Cass, Cedar, Henry, Hickory, Morgan, St. Clair, Vernon

**FFY 2016 Amount: \$147,537**

**Total Utilicare Contract Amount: \$3,492,000**

Note: There is an MOU with the Department of Economic Development for \$388,000.



**DECISION ITEM SUMMARY**

Budget Unit									
Decision Item	FY 2015	FY 2015	FY 2016	FY 2016	FY 2017	FY 2017	FY 2017	FY 2017	FY 2017
Budget Object Summary	ACTUAL	ACTUAL	BUDGET	BUDGET	DEPT REQ	DEPT REQ	GOV REC	GOV REC	GOV REC
Fund	DOLLAR	FTE	DOLLAR	FTE	DOLLAR	FTE	DOLLAR	FTE	DOLLAR
<b>DOMESTIC VIOLENCE</b>									
<b>CORE</b>									
EXPENSE & EQUIPMENT									
GENERAL REVENUE	4,607,500	0.00	4,750,000	0.00	4,750,000	0.00	4,750,000	0.00	4,750,000
TEMP ASSIST NEEDY FAM FEDERAL	1,514,396	0.00	1,600,000	0.00	1,600,000	0.00	1,600,000	0.00	1,600,000
DEPT OF SOC SERV FEDERAL & OTH	2,113,369	0.00	2,116,524	0.00	2,116,524	0.00	2,116,524	0.00	2,116,524
TOTAL - EE	8,235,265	0.00	8,466,524	0.00	8,466,524	0.00	8,466,524	0.00	8,466,524
<b>TOTAL</b>	<b>8,235,265</b>	<b>0.00</b>	<b>8,466,524</b>	<b>0.00</b>	<b>8,466,524</b>	<b>0.00</b>	<b>8,466,524</b>	<b>0.00</b>	<b>8,466,524</b>
<b>GRAND TOTAL</b>	<b>\$8,235,265</b>	<b>0.00</b>	<b>\$8,466,524</b>	<b>0.00</b>	<b>\$8,466,524</b>	<b>0.00</b>	<b>\$8,466,524</b>	<b>0.00</b>	<b>\$8,466,524</b>

**CORE DECISION ITEM**

Department: Social Services  
 Division: Family Support  
 Core: Domestic Violence

Budget Unit: 90230C  
 HB Section: 11.175

**1. CORE FINANCIAL SUMMARY**

	FY 2017 Budget Request			
	GR	Federal	Other	Total
PS				
EE	4,750,000	3,716,524		8,466,524
PSD				
TRF				
<b>Total</b>	<b>4,750,000</b>	<b>3,716,524</b>		<b>8,466,524</b>
FTE				0.00

	FY 2017 Governor's Recommendation			
	GR	Federal	Other	Total
PS				
EE	4,750,000	3,716,524		8,466,524
PSD				
TRF				
<b>Total</b>	<b>4,750,000</b>	<b>3,716,524</b>		<b>8,466,524</b>
FTE				0.00

<i>Est. Fringe</i>	0	0	0	0
--------------------	---	---	---	---

*Note: Fringes budgeted in House Bill 5 except for certain fringes budgeted directly to MoDOT, Highway Patrol, and Conservation.*

<i>Est. Fringe</i>	0	0	0	0
--------------------	---	---	---	---

*Note: Fringes budgeted in House Bill 5 except for certain fringes budgeted directly to MoDOT, Highway Patrol, and Conservation.*

Other Funds:

Other Funds:

**2. CORE DESCRIPTION**

The Domestic Violence Program provides funding on a contractual basis to domestic violence shelters and programs throughout the state. These shelters provide residential facilities and support services for victims of domestic violence and their children.

**3. PROGRAM LISTING (list programs included in this core funding)**

Domestic Violence

**CORE DECISION ITEM**

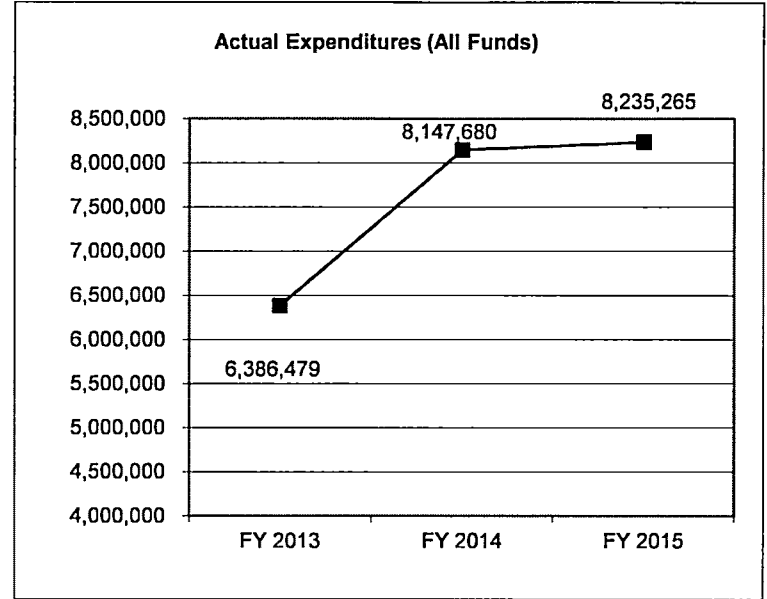
**Department: Social Services**  
**Division: Family Support**  
**Core: Domestic Violence**

**Budget Unit: 90230C**

**HB Section: 11.175**

**4. FINANCIAL HISTORY**

	<b>FY 2013 Actual</b>	<b>FY 2014 Actual</b>	<b>FY 2015 Actual</b>	<b>FY 2016 Current Yr.</b>
Appropriation (All Funds)	6,537,653	8,466,524	8,466,524	8,466,524
Less Reverted (All Funds)	(142,500)	(142,500)	(142,500)	N/A
Less Restricted (All Funds)	0	0	0	N/A
Budget Authority (All Funds)	6,395,153	8,324,024	8,324,024	N/A
Actual Expenditures (All Funds)	6,386,479	8,147,680	8,235,265	N/A
Unexpended (All Funds)	8,674	176,344	88,759	N/A
Unexpended, by Fund:				
General Revenue	8,674	0	0	N/A
Federal	0	176,344	88,759	N/A
Other	0	0	0	N/A
		<b>(1)</b>		



Reverted includes Governor's standard 3 percent reserve (when applicable) and any extraordinary expenditure restrictions.

**NOTES:**

**(1)** FY2014--Increase of \$1.9 million in additional federal authority.

**CORE RECONCILIATION DETAIL**

---

**DEPARTMENT OF SOCIAL SERVICES  
DOMESTIC VIOLENCE**

**5. CORE RECONCILIATION DETAIL**

---

	<b>Budget Class</b>	<b>FTE</b>	<b>GR</b>	<b>Federal</b>	<b>Other</b>	<b>Total</b>	<b>Explanation</b>
<b>TAFP AFTER VETOES</b>	EE	0.00	4,750,000	3,716,524	0	8,466,524	
	<b>Total</b>	<b>0.00</b>	<b>4,750,000</b>	<b>3,716,524</b>	<b>0</b>	<b>8,466,524</b>	
<b>DEPARTMENT CORE REQUEST</b>	EE	0.00	4,750,000	3,716,524	0	8,466,524	
	<b>Total</b>	<b>0.00</b>	<b>4,750,000</b>	<b>3,716,524</b>	<b>0</b>	<b>8,466,524</b>	
<b>GOVERNOR'S RECOMMENDED CORE</b>	EE	0.00	4,750,000	3,716,524	0	8,466,524	
	<b>Total</b>	<b>0.00</b>	<b>4,750,000</b>	<b>3,716,524</b>	<b>0</b>	<b>8,466,524</b>	



**DECISION ITEM DETAIL**

Budget Unit	FY 2015	FY 2015	FY 2016	FY 2016	FY 2017	FY 2017	FY 2017	FY 2017
Decision Item	ACTUAL	ACTUAL	BUDGET	BUDGET	DEPT REQ	DEPT REQ	GOV REC	GOV REC
Budget Object Class	DOLLAR	FTE	DOLLAR	FTE	DOLLAR	FTE	DOLLAR	FTE
<b>DOMESTIC VIOLENCE</b>								
<b>CORE</b>								
PROFESSIONAL SERVICES	8,235,265	0.00	8,466,524	0.00	8,466,524	0.00	8,466,524	0.00
<b>TOTAL - EE</b>	<b>8,235,265</b>	<b>0.00</b>	<b>8,466,524</b>	<b>0.00</b>	<b>8,466,524</b>	<b>0.00</b>	<b>8,466,524</b>	<b>0.00</b>
<b>GRAND TOTAL</b>	<b>\$8,235,265</b>	<b>0.00</b>	<b>\$8,466,524</b>	<b>0.00</b>	<b>\$8,466,524</b>	<b>0.00</b>	<b>\$8,466,524</b>	<b>0.00</b>
GENERAL REVENUE	\$4,607,500	0.00	\$4,750,000	0.00	\$4,750,000	0.00	\$4,750,000	0.00
FEDERAL FUNDS	\$3,627,765	0.00	\$3,716,524	0.00	\$3,716,524	0.00	\$3,716,524	0.00
OTHER FUNDS	\$0	0.00	\$0	0.00	\$0	0.00	\$0	0.00

## PROGRAM DESCRIPTION

**Department: Social Services**

**HB Section:**

**11.175**

**Program Name: Domestic Violence**

**Program is found in the following core budget(s): Domestic Violence**

### 1. What does this program do?

The Domestic Violence Program provides funding on a contractual basis to domestic violence shelters and programs throughout the state. The Division currently has 79 state and/or TANF funded contracts and 73 federally funded contracts with Domestic Violence shelters. These shelters provide residential facilities or transitional housing (through state appropriations only) for victims of domestic violence. The shelter must be capable of providing care (including provision of free daily meals) 24 hours a day, 7 days a week. The shelter must also assure a safe and protective environment for the victim and the victim's dependent children.

In addition, shelters must provide related services. Examples of related services include but are not limited to Hotline Calls, Crisis Intervention, Case Management, Legal Advocacy, Professional Therapy, Support Group and Community Education. A brief explanation of these services follows:

**Hotline Calls –** Crisis Intervention, information and referral services provided 24 hours per day, seven days per week by qualified, trained staff or volunteers. It must be an actual person answering the phone. Calls can be from a third party.

**Crisis Intervention –** Interactions and activities performed by telephone or in person by qualified, trained staff or volunteers with an individual in crisis to stabilize emotions, clarify issues and provide support and assistance to help explore options for resolution of the individual's self-defined crisis and needs.

**Case Management –** Tangible, goal-directed interactions, advocacy and assistance provided to a service recipient to obtain needed services, develop short and long-term resources and safety plans, to provide transportation and to provide facilitation and communication support to assist a recipient in need of services from multiple service providers. Case management services are provided primarily in a face-to-face setting and may include telephone contacts by a qualified, trained staff or volunteer. Children who are victims and/or witnesses to domestic violence are also provided case management.

**Legal Advocacy –** The provision of information, support, assistance, accompaniment and intervention to the victim of domestic violence with any aspect of the civil or criminal legal system on behalf of a service recipient by qualified, trained staff or volunteers.

**Professional Therapy - Adult –** Face-to-face, goal-oriented services, specific to domestic violence, provided to individuals by a Missouri licensed or provisionally licensed counselor, psychologist or social worker who has specific training in addressing issues of domestic and/or sexual violence.

**Professional Therapy - Children -** Face-to-face, goal-oriented therapy to address issues related to domestic violence for those under the age of 17 unless legally emancipated. This service must be provided by a Missouri licensed or provisionally licensed counselor, psychologist or social worker who has specific training in addressing issues of domestic and/or sexual violence. Activities may include crisis intervention, safety planning, individual counseling, peer counseling and educational services.

**Support Group - Adult –** Interactive group sessions that may be non-directed or topic oriented, informational and educational, supplied in conjunction with a plan of care and facilitated by a qualified, trained staff or volunteer who has specific training addressing issues of domestic and/or sexual violence.

**Support Group - Children -** Supportive services to children such as child-witnesses' support group that shall include interactive group sessions that may be non-directed or topic oriented, informational and educational, supplied in conjunction with a plan of care. Services shall be facilitated by a qualified, trained staff or volunteer who has specific training in addressing issues of domestic and/or sexual violence.

## PROGRAM DESCRIPTION

**Department: Social Services**

**HB Section:**

**11.175**

**Program Name: Domestic Violence**

**Program is found in the following core budget(s): Domestic Violence**

Community Education and Public Awareness (through federal appropriations only) – Presentations of information, technical assistance and outreach or training about domestic violence and/or services related to victims of domestic violence, family violence and dating violence to increase awareness. Services must address access to community-based programs for adult and youth victims as well as specialized services for children exposed to domestic violence, underserved populations and those who are members of racial and ethnic minority populations.

Prevention Services (through federal appropriations only) - activities that prevent the occurrence of domestic violence which work to change the behaviors, beliefs, attitudes and knowledge of communities to prevent violence including activities such as training for professionals, mentoring programs, community mobilization, social marketing campaigns, bystander intervention and employment training.

Interpreting and Translation Services (through federal appropriations only) - Facilitates communication with individuals who speak a primary language other than English and/or individuals who are deaf or hard of hearing.

Batterer Intervention (through federal appropriations only)–The provision of group sessions for those who batter their intimate partners based on a specific model of intervention. This service should be facilitated by a qualified trained staff or volunteer who has provided direct facilitation or co-facilitation with a qualified facilitator.

Advocacy/Case Management (through federal appropriation only) - Activities may include, but are not limited to: personal advocacy, housing advocacy, medical advocacy, transportation, child care, job training, parenting education, developing safety plans and assistance in accessing financial assistance programs.

### **2. What is the authorization for this program, i.e., federal or state statute, etc.? (Include the federal program number, if applicable.)**

Missouri Statute – 455 and 210 RSMo. Federal Statute - The Family Violence Prevention and Services Act (FVPSA) Grants for Battered Women's Shelters/Grants to States is under the Catalog of Federal Domestic Assistance (CFDA) Number 93.671. FVPSA is awarded under the Title III of the Child Abuse Amendments of 1984 (Public Law [Pub. L] 98-457, 42 United States Code [U.S.C.] 10404 (a) (4)) The Act was most recently amended by Section 201 of the Child Abuse Prevention and Treatment Act (CAPTA) Reauthorization Act of 2010, Pub. L. 111-320.

### **3. Are there federal matching requirements? If yes, please explain.**

No. State only funding is tracked separately from the federal funding for these services. The state component is counted as TANF/TANF MOE; it is not a match for the federal domestic violence grant.

**PROGRAM DESCRIPTION**

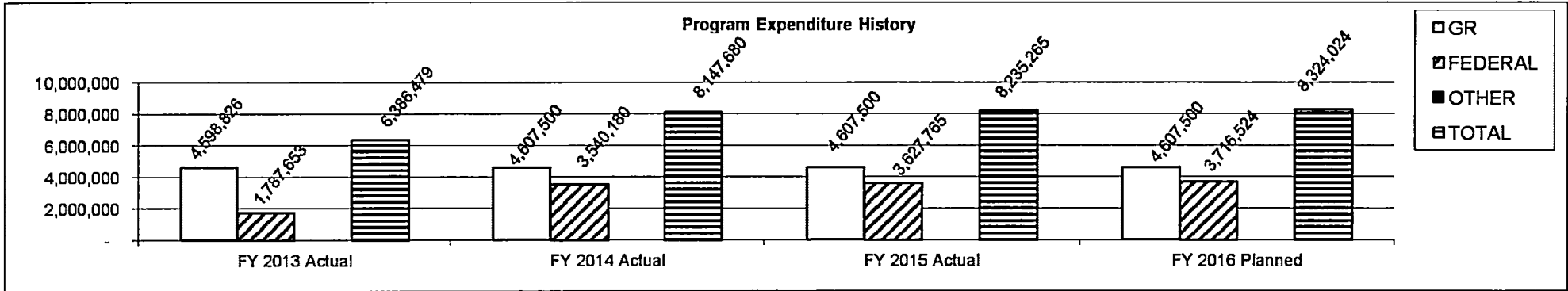
**Department: Social Services**  
**Program Name: Domestic Violence**  
**Program is found in the following core budget(s): Domestic Violence**

**HB Section: 11.175**

**4. Is this a federally mandated program? If yes, please explain.**

No.

**5. Provide actual expenditures for the prior three fiscal years and planned expenditures for the current fiscal year.**



Planned FY 2016 expenditures are net of reverted and reserve.

**6. What are the sources of the "Other " funds?**

N/A

**7a. Provide an effectiveness measure.**

See 7d.

**7b. Provide an efficiency measure.**

The unit cost for shelter or a bed night is \$30. The unit cost for a support service is \$70. These costs have remained flat since 1993 when the rate was established while the services and quality provided to clients have increased over time.

**PROGRAM DESCRIPTION**

**Department: Social Services**

**HB Section:**

**11.175**

**Program Name: Domestic Violence**

**Program is found in the following core budget(s): Domestic Violence**

**7c. Provide the number of clients/individuals served, if applicable.**

Year	Number of Hotline/ Crisis Intervention Calls Answered	Number of Community Education Presentations	Number of People Attending Community Education Presentations	Number of Hours of Service Provided by Volunteers	Total Number of Bednights Provided to Women and Children	Number of Women Sheltered	Number of Children Sheltered	Number of Women, Children and Men Turned Away Because Shelter Was Full
2004	73,909	4,886	147,412	227,633	224,375	5,332	5,203	4,237
2005	87,571	4,521	121,703	217,009	252,192	5,502	5,117	4,687
2006	75,084	3,838	125,882	214,177	259,696	5,428	5,011	5,625
2007	79,407	4,120	131,416	199,563	272,986	5,556	4,847	8,324
2008	72,993	3,905	116,581	199,838	331,316	6,159	5,345	10,706
2009	90,025	4,159	96,270	232,715	312,062	5,444	5,046	15,106
2010	94,118	7,049	70,250	207,893	329,004	5,613	5,054	19,311
2011	84,269	2,678	66,273	205,784	345,364	5,300	4,735	18,857
2012	89,066	2,302	77,538	215,743	351,315	5,606	4,664	18,907
2013	88,633	2,018	86,566	203,201	348,732	5,600	4,610	21,193
2014	90,704	1,779	52,112	218,345	344,068	5,441	4,368	23,648

These statistics are provided by Missouri Coalition Against Domestic and Sexual Violence (MCADSV).

The statistics are gathered from all MCADSV member programs statewide, a majority of which are also DSS contractors.

2015 data will be available April 2016.

## PROGRAM DESCRIPTION

**Department: Social Services**

**HB Section:**

**11.175**

**Program Name: Domestic Violence**

**Program is found in the following core budget(s): Domestic Violence**

**7d. Provide a customer satisfaction measure, if available.**

More than 5 years ago, the Social Services' Domestic Violence Program was selected by the U.S. Department of Health and Human Services to participate in the Family Violence Prevention and Services Act (FVPSA) data collection and outcomes project. These outcomes have now become standard measures used by all 50 states. The Division's contractor, the Missouri Coalition Against Domestic and Sexual Violence (MCADSV), is in contact with each contractor regarding their specific program type and provides technical assistance regarding how to use the FVPSA outcomes and/or assist the program to develop goals, objectives and outcomes appropriate for the program.

13,331 surveys were collected from domestic violence programs. Based on the responses from those surveys:

- As a result of contact with the domestic violence program, 95.69% of domestic violence survivors reported having strategies for enhancing their safety.
- As a result of contact with the domestic violence program, 94.5% of domestic violence survivors reported having knowledge of available community resources.

The MCADSV gathers the statistical information from Domestic Violence Shelter and Services (DVSS) contractors on behalf of the Division to derive the required outcomes above.

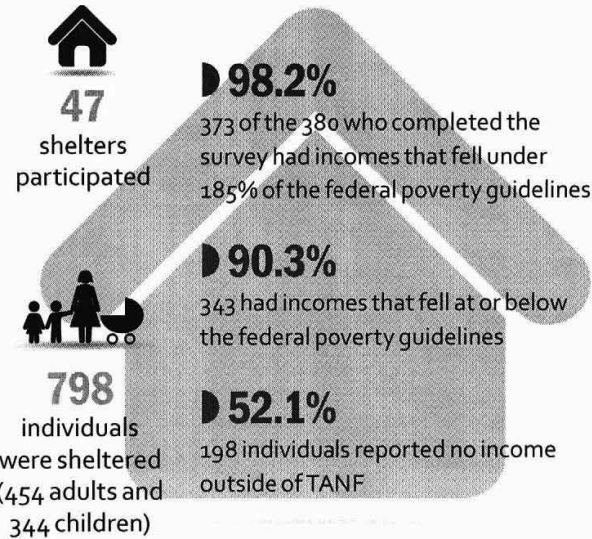
# POINT IN-TIME

## Point-In-Time Count of Domestic Violence Shelter Residents' Incomes

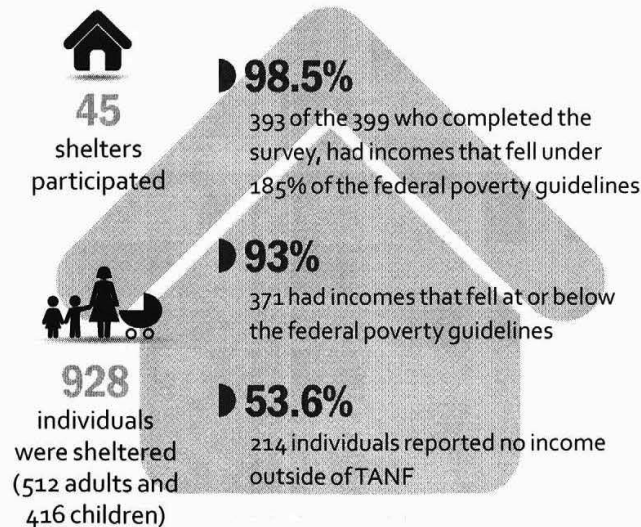
On March 25 and June 3, 2015, MCADSV coordinated a Point-In-Time Count of the incomes of domestic violence shelter residents. Surveys were distributed by Missouri shelters receiving Domestic Violence Shelter and Services Emergency Shelter Temporary Assistance to Needy Families (TANF) contracts from the Missouri Department of Social Services. The survey asked survivors about their gross monthly income, excluding TANF benefits.

These counts show that MCADSV member programs overwhelmingly serve survivors in poverty. While abuse happens across all socioeconomic divides, Missouri shelters predominantly serve those without other resources.

### March 25 Point-In-Time Count



### June 3 Point-In-Time Count



### What poverty looks like to a family of three in Missouri



217 Oscar Dr., Ste. A • Jefferson City, MO 65101

(573) 634-4161 • (573) 636-3728 Fax

For deaf and hard of hearing, dial 711 for Relay Missouri.

www.mocadsv.org • mocadsv@mocadsv.org

112015





**DECISION ITEM SUMMARY**

Budget Unit									
Decision Item	FY 2015	FY 2015	FY 2016	FY 2016	FY 2017	FY 2017	FY 2017	FY 2017	FY 2017
Budget Object Summary	ACTUAL	ACTUAL	BUDGET	BUDGET	DEPT REQ	DEPT REQ	GOV REC	GOV REC	GOV REC
Fund	DOLLAR	FTE	DOLLAR	FTE	DOLLAR	FTE	DOLLAR	FTE	DOLLAR
<b>EMRGNCY SHLTR DOM VIOL VICTIMS</b>									
<b>CORE</b>									
EXPENSE & EQUIPMENT									
TEMP ASSIST NEEDY FAM FEDERAL	548,547	0.00	0	0.00	0	0.00	0	0.00	0.00
TOTAL - EE	548,547	0.00	0	0.00	0	0.00	0	0.00	0.00
PROGRAM-SPECIFIC									
TEMP ASSIST NEEDY FAM FEDERAL	0	0.00	562,137	0.00	562,137	0.00	562,137	0.00	0.00
TOTAL - PD	0	0.00	562,137	0.00	562,137	0.00	562,137	0.00	0.00
<b>TOTAL</b>	<b>548,547</b>	<b>0.00</b>	<b>562,137</b>	<b>0.00</b>	<b>562,137</b>	<b>0.00</b>	<b>562,137</b>	<b>0.00</b>	<b>0.00</b>
<b>GRAND TOTAL</b>	<b>\$548,547</b>	<b>0.00</b>	<b>\$562,137</b>	<b>0.00</b>	<b>\$562,137</b>	<b>0.00</b>	<b>\$562,137</b>	<b>0.00</b>	<b>0.00</b>

**CORE DECISION ITEM**

Department: Social Services  
 Division: Family Support  
 Core: Emergency Shelter Domestic Violence

Budget Unit: 90230C  
 HB Section: 11.175

**1. CORE FINANCIAL SUMMARY**

	FY 2017 Budget Request			
	GR	Federal	Other	Total
PS				
EE				
PSD		562,137		562,137
TRF				
<b>Total</b>	<b>0</b>	<b>562,137</b>		<b>562,137</b>
<b>FTE</b>				<b>0.00</b>

	FY 2017 Governor's Recommendation			
	GR	Federal	Other	Total
PS				
EE				
PSD		562,137		562,137
TRF				
<b>Total</b>		<b>562,137</b>		<b>562,137</b>
<b>FTE</b>				<b>0.00</b>

<i>Est. Fringe</i>	0	0	0	0
--------------------	---	---	---	---

*Note: Fringes budgeted in House Bill 5 except for certain fringes budgeted directly to MoDOT, Highway Patrol, and Conservation.*

<i>Est. Fringe</i>	0	0	0	0
--------------------	---	---	---	---

*Note: Fringes budgeted in House Bill 5 except for certain fringes budgeted directly to MoDOT, Highway Patrol, and Conservation.*

Other Funds:

Other Funds:

**2. CORE DESCRIPTION**

This appropriation provides emergency shelter funding on a contractual basis to domestic violence shelters throughout the state. These shelters provide residential facilities and related services for victims of domestic violence and their children who meet Temporary Assistance for Needy Families (TANF) eligibility.

**3. PROGRAM LISTING (list programs included in this core funding)**

Emergency Shelter Domestic Violence

**CORE DECISION ITEM**

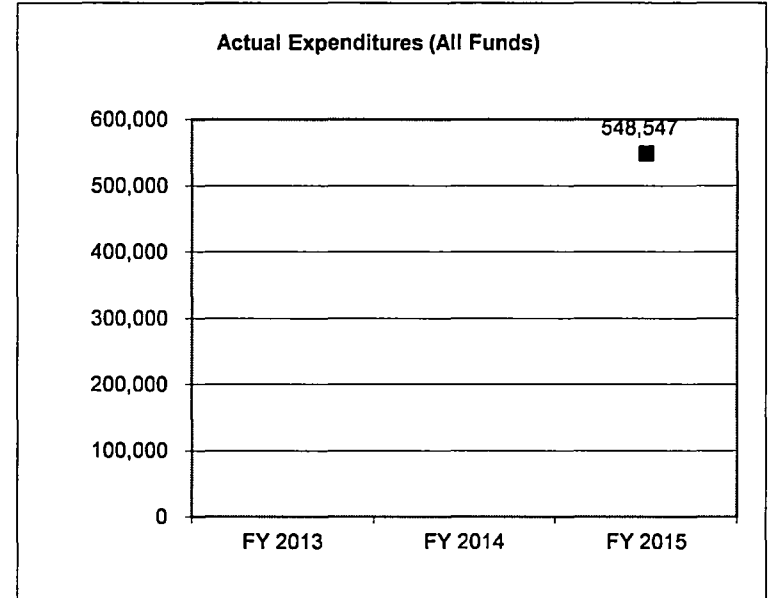
**Department: Social Services**  
**Division: Family Support**  
**Core: Emergency Shelter Domestic Violence**

**Budget Unit: 90230C**

**HB Section: 11.175**

**4. FINANCIAL HISTORY**

	FY 2013 Actual	FY 2014 Actual	FY 2015 Actual	FY 2016 Current Yr.
Appropriation (All Funds)	0	0	562,137	562,137
Less Reverted (All Funds)			0	N/A
Less Restricted (All Funds)			0	N/A
Budget Authority (All Funds)	0	0	562,137	N/A
Actual Expenditures (All Funds)			548,547	N/A
Unexpended (All Funds)	0	0	13,590	N/A
Unexpended, by Fund:				
General Revenue			0	N/A
Federal			13,590	N/A
Other			0	N/A



Reverted includes the statutory three- percent reserve (when applicable).  
 Restricted includes any Governor's Expenditure Restriction (when applicable).

**NOTES:**

**CORE RECONCILIATION DETAIL**

**DEPARTMENT OF SOCIAL SERVICES  
EMRGNCY SHLTR DOM VIOL VICTIMS**

**5. CORE RECONCILIATION DETAIL**

	<b>Budget Class</b>	<b>FTE</b>	<b>GR</b>	<b>Federal</b>	<b>Other</b>	<b>Total</b>	<b>Explanation</b>
<b>TAFP AFTER VETOES</b>							
	PD	0.00	0	562,137	0	562,137	
	<b>Total</b>	<b>0.00</b>	<b>0</b>	<b>562,137</b>	<b>0</b>	<b>562,137</b>	
<b>DEPARTMENT CORE REQUEST</b>							
	EE	0.00	0	0	0	0	
	PD	0.00	0	562,137	0	562,137	
	<b>Total</b>	<b>0.00</b>	<b>0</b>	<b>562,137</b>	<b>0</b>	<b>562,137</b>	
<b>GOVERNOR'S RECOMMENDED CORE</b>							
	EE	0.00	0	0	0	0	
	PD	0.00	0	562,137	0	562,137	
	<b>Total</b>	<b>0.00</b>	<b>0</b>	<b>562,137</b>	<b>0</b>	<b>562,137</b>	

**DECISION ITEM DETAIL**

Budget Unit	FY 2015	FY 2015	FY 2016	FY 2016	FY 2017	FY 2017	FY 2017	FY 2017
Decision Item	ACTUAL	ACTUAL	BUDGET	BUDGET	DEPT REQ	DEPT REQ	GOV REC	GOV REC
Budget Object Class	DOLLAR	FTE	DOLLAR	FTE	DOLLAR	FTE	DOLLAR	FTE
<b>EMRGNCY SHLTR DOM VIOL VICTIMS</b>								
<b>CORE</b>								
PROFESSIONAL SERVICES	548,547	0.00	0	0.00	0	0.00	0	0.00
<b>TOTAL - EE</b>	<b>548,547</b>	<b>0.00</b>	<b>0</b>	<b>0.00</b>	<b>0</b>	<b>0.00</b>	<b>0</b>	<b>0.00</b>
PROGRAM DISTRIBUTIONS	0	0.00	562,137	0.00	562,137	0.00	562,137	0.00
<b>TOTAL - PD</b>	<b>0</b>	<b>0.00</b>	<b>562,137</b>	<b>0.00</b>	<b>562,137</b>	<b>0.00</b>	<b>562,137</b>	<b>0.00</b>
<b>GRAND TOTAL</b>	<b>\$548,547</b>	<b>0.00</b>	<b>\$562,137</b>	<b>0.00</b>	<b>\$562,137</b>	<b>0.00</b>	<b>\$562,137</b>	<b>0.00</b>
GENERAL REVENUE	\$0	0.00	\$0	0.00	\$0	0.00	\$0	0.00
FEDERAL FUNDS	\$548,547	0.00	\$562,137	0.00	\$562,137	0.00	\$562,137	0.00
OTHER FUNDS	\$0	0.00	\$0	0.00	\$0	0.00	\$0	0.00

**PROGRAM DESCRIPTION**

**Department: Social Services**

**HB Section 11.175**

**Program Name: Emergency Shelter Domestic Violence**

**Program is found in the following core budget(s): Domestic Violence**

**1. What does this program do?**

This appropriation provides emergency shelter funding on a contractual basis to domestic violence shelters throughout the state. The programs that receive this funding are required to provide emergency shelter services to victims of domestic violence and their children who meet Temporary Assistance for Needy Families (TANF) eligibility. These families have at least one or more children in the family or the woman is pregnant and their income does not exceed one hundred and eighty-five percent of the federal poverty guidelines.

These shelters provide residential facilities and related services for victims of domestic violence. The related services provided can include hotline calls, crisis intervention, case management and therapy for the adults and children. These shelters are open continuously. The shelter must be capable of providing care (including provision of free daily meals) 24 hours a day, 7 days a week. The shelter must also assure a safe and protective environment for the victim and the victim's dependent children.

**2. What is the authorization for this program, i.e., federal or state statute, etc.? (Include the federal program number, if applicable.)**

Missouri Statute 455 and 210 RSMo along with RSMo. 208.040, Federal law: PL104-193 and PRWORA of 1996

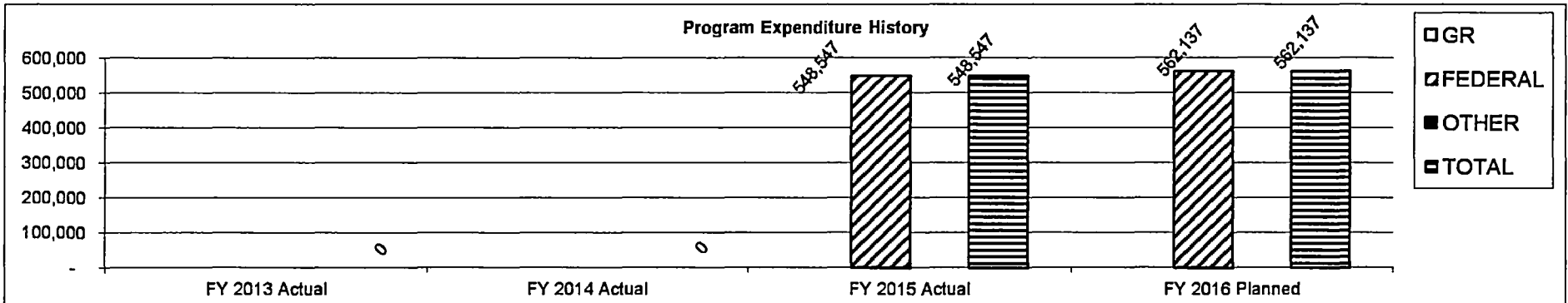
**3. Are there federal matching requirements? If yes, please explain.**

No. State only funding is tracked separately from the federal funding for these services. The state component is counted as TANF MOE. It is not a match for the federal domestic violence grant.

**4. Is this a federally mandated program? If yes, please explain.**

There are TANF MOE requirements.

**5. Provide actual expenditures for the prior three fiscal years and planned expenditures for the current fiscal year.**



**PROGRAM DESCRIPTION**

Department: Social Services

HB Section 11.175

Program Name: Emergency Shelter Domestic Violence

Program is found in the following core budget(s): Domestic Violence

**6. What are the sources of the "Other " funds?**

N/A

**7a. Provide an effectiveness measure.**

N/A

**7b. Provide an efficiency measure.**

The unit cost for shelter or a bed night is \$30. The unit cost for a support service is \$70. These costs have remained flat since 1993 when the rate was established while the services and quality provided to clients have increased over time.

**7c. Provide the number of clients/individuals served, if applicable.**

Year	Number of Hotline/ Crisis Intervention Calls Answered	Number of Community Education Presentations	Number of People Attending Community Education Presentations	Number of Hours of Service Provided by Volunteers	Total Number of Bednights Provided to Women and	Number of Women Sheltered	Number of Children Sheltered	Number of Women, Children and Men Turned Away Because Shelter Was Full
2004	73,909	4,886	147,412	227,633	224,375	5,332	5,203	4,237
2005	87,571	4,521	121,703	217,009	252,192	5,502	5,117	4,687
2006	75,084	3,838	125,882	214,177	259,696	5,428	5,011	5,625
2007	79,407	4,120	131,416	199,563	272,986	5,556	4,847	8,324
2008	72,993	3,905	116,581	199,838	331,316	6,159	5,345	10,706
2009	90,025	4,159	96,270	232,715	312,062	5,444	5,046	15,106
2010	94,118	7,049	70,250	207,893	329,004	5,613	5,054	19,311
2011	84,269	2,678	66,273	205,784	345,364	5,300	4,735	18,857
2012	89,066	2,302	77,538	215,743	351,315	5,606	4,664	18,907
2013	88,633	2,018	86,566	203,201	348,732	5,600	4,610	21,193
2014	90,704	1,779	52,112	218,345	344,068	5,441	4,368	23,648

These statistics are provided by Missouri Coalition Against Domestic and Sexual Violence (MCADSV). The statistics are gathered from all MCADSV member programs statewide, a majority of which are also DSS contractors. 2015 data will be available April 2016.

## PROGRAM DESCRIPTION

**Department: Social Services**

**HB Section 11.175**

**Program Name: Emergency Shelter Domestic Violence**

**Program is found in the following core budget(s): Domestic Violence**

**7d. Provide a customer satisfaction measure, if available.**

More than 5 years ago, the Social Services' Domestic Violence Program was selected by the U.S. Department of Health and Human Services to participate in the Family Violence Prevention and Services Act (FVPSA) data collection and outcomes project. These outcomes have now become standard measures used by all 50 states. The Division's contractor, the Missouri Coalition Against Domestic and Sexual Violence (MCADSV), is in contact with each contractor regarding their specific program type and provides technical assistance regarding how to use the FVPSA outcomes and/or assist the program to develop goals, objectives and outcomes appropriate for the program.

13,331 surveys were collected from domestic violence programs. Based on the responses from those surveys:

- As a result of contact with the domestic violence program, 95.6% of domestic violence survivors reported having strategies for enhancing their safety.
- As a result of contact with the domestic violence program, 94.5% of domestic violence survivors reported having knowledge of available community

The MCADSV gathers the statistical information from Domestic Violence Shelter & Services (DVSS) contractors on behalf of the Division to derive the required outcomes above.



Assist Victims of Sexual  
Assault

**DECISION ITEM SUMMARY**

Budget Unit	FY 2015	FY 2015	FY 2016	FY 2016	FY 2017	FY 2017	FY 2017	FY 2017
Decision Item	ACTUAL	ACTUAL	BUDGET	BUDGET	DEPT REQ	DEPT REQ	GOV REC	GOV REC
Budget Object Summary	DOLLAR	FTE	DOLLAR	FTE	DOLLAR	FTE	DOLLAR	FTE
Fund								
<b>ASSIST VICTIMS OF SEXUAL ASSLT</b>								
<b>CORE</b>								
EXPENSE & EQUIPMENT								
GENERAL REVENUE	466,464	0.00	500,000	0.00	500,000	0.00	500,000	0.00
TOTAL - EE	466,464	0.00	500,000	0.00	500,000	0.00	500,000	0.00
<b>TOTAL</b>	<b>466,464</b>	<b>0.00</b>	<b>500,000</b>	<b>0.00</b>	<b>500,000</b>	<b>0.00</b>	<b>500,000</b>	<b>0.00</b>
<b>GRAND TOTAL</b>	<b>\$466,464</b>	<b>0.00</b>	<b>\$500,000</b>	<b>0.00</b>	<b>\$500,000</b>	<b>0.00</b>	<b>\$500,000</b>	<b>0.00</b>

**CORE DECISION ITEM**

Department: Social Services  
 Division: Family Support Division  
 Core: Assist Victims of Sexual Assault

Budget Unit: 90234C  
 HB Section: 11.180

**1. CORE FINANCIAL SUMMARY**

	FY 2017 Budget Request			
	GR	Federal	Other	Total
PS				
EE	500,000			500,000
PSD				
TRF				
<b>Total</b>	<b>500,000</b>			<b>500,000</b>

FTE 0.00

<i>Est. Fringe</i>	0	0	0	0
<i>Note: Fringes budgeted in House Bill 5 except for certain fringes budgeted directly to MoDOT, Highway Patrol, and Conservation.</i>				

Other Funds:

	FY 2017 Governor's Recommendation			
	GR	Federal	Other	Total
PS				
EE	500,000			500,000
PSD				
TRF				
<b>Total</b>	<b>500,000</b>			<b>500,000</b>

FTE 0.00

<i>Est. Fringe</i>	0	0	0	0
<i>Note: Fringes budgeted in House Bill 5 except for certain fringes budgeted directly to MoDOT, Highway Patrol, and Conservation.</i>				

Other Funds:

**2. CORE DESCRIPTION**

The Sexual Assault Program provides funding on a contractual basis to programs throughout the state that serve victims who have been subjected to non-consensual conduct of a sexual nature. The programs provide support services for victims of sexual violence who are 14 years of age or older including medical advocacy.

**3. PROGRAM LISTING (list programs included in this core funding)**

Assist Victims of Sexual Assault

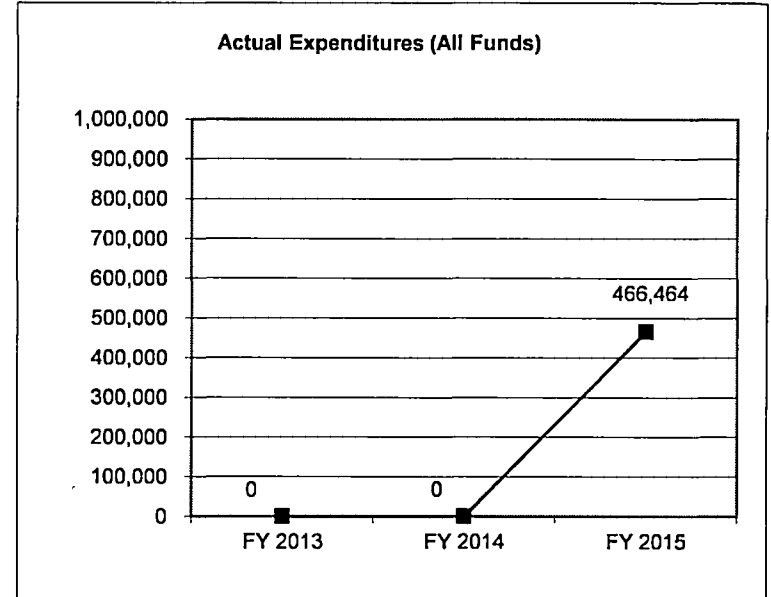
**CORE DECISION ITEM**

**Department: Social Services**  
**Division: Family Support Division**  
**Core: Assist Victims of Sexual Assault**

**Budget Unit: 90234C**  
**HB Section: 11.180**

**4. FINANCIAL HISTORY**

	FY 2013 Actual	FY 2014 Actual	FY 2015 Actual	FY 2016 Current Yr.
Appropriation (All Funds)	0	0	500,000	500,000
Less Reverted (All Funds)	0	0	(15,000)	N/A
Less Restricted (All Funds)	0	0	0	
Budget Authority (All Funds)	0	0	485,000	N/A
Actual Expenditures (All Funds)	0	0	466,464	N/A
Unexpended (All Funds)	0	0	18,536	N/A
Unexpended, by Fund:				
General Revenue	0	0	18,536	N/A
Federal	0	0	0	N/A
Other	0	0	0	N/A



Reverted includes the statutory three- percent reserve (when applicable).  
 Restricted includes any Governor's Expenditure Restriction (when applicable).

**NOTES:**

**CORE RECONCILIATION DETAIL**

---

**DEPARTMENT OF SOCIAL SERVICES  
ASSIST VICTIMS OF SEXUAL ASSLT**

**5. CORE RECONCILIATION DETAIL**

---

	<b>Budget Class</b>	<b>FTE</b>	<b>GR</b>	<b>Federal</b>	<b>Other</b>	<b>Total</b>	<b>Explanation</b>
<b>TAFP AFTER VETOES</b>	EE	0.00	500,000	0	0	500,000	
	<b>Total</b>	<b>0.00</b>	<b>500,000</b>	<b>0</b>	<b>0</b>	<b>500,000</b>	
<b>DEPARTMENT CORE REQUEST</b>	EE	0.00	500,000	0	0	500,000	
	<b>Total</b>	<b>0.00</b>	<b>500,000</b>	<b>0</b>	<b>0</b>	<b>500,000</b>	
<b>GOVERNOR'S RECOMMENDED CORE</b>	EE	0.00	500,000	0	0	500,000	
	<b>Total</b>	<b>0.00</b>	<b>500,000</b>	<b>0</b>	<b>0</b>	<b>500,000</b>	

**DECISION ITEM DETAIL**

Budget Unit	FY 2015	FY 2015	FY 2016	FY 2016	FY 2017	FY 2017	FY 2017	FY 2017
Decision Item	ACTUAL	ACTUAL	BUDGET	BUDGET	DEPT REQ	DEPT REQ	GOV REC	GOV REC
Budget Object Class	DOLLAR	FTE	DOLLAR	FTE	DOLLAR	FTE	DOLLAR	FTE
<b>ASSIST VICTIMS OF SEXUAL ASSLT</b>								
<b>CORE</b>								
PROFESSIONAL SERVICES	466,464	0.00	500,000	0.00	500,000	0.00	500,000	0.00
<b>TOTAL - EE</b>	<b>466,464</b>	<b>0.00</b>	<b>500,000</b>	<b>0.00</b>	<b>500,000</b>	<b>0.00</b>	<b>500,000</b>	<b>0.00</b>
<b>GRAND TOTAL</b>	<b>\$466,464</b>	<b>0.00</b>	<b>\$500,000</b>	<b>0.00</b>	<b>\$500,000</b>	<b>0.00</b>	<b>\$500,000</b>	<b>0.00</b>
GENERAL REVENUE	\$466,464	0.00	\$500,000	0.00	\$500,000	0.00	\$500,000	0.00
FEDERAL FUNDS	\$0	0.00	\$0	0.00	\$0	0.00	\$0	0.00
OTHER FUNDS	\$0	0.00	\$0	0.00	\$0	0.00	\$0	0.00

**PROGRAM DESCRIPTION**

**Department: Social Services**

**HB Section: 11.180**

**Program Name: Assist Victims of Sexual Assault**

**Program is found in the following core budget(s): Assist Victims of Sexual Assault**

**1. What does this program do?**

The Sexual Assault Program is intended to provide funding on a contractual basis to programs throughout the state that provide supportive or preventative services to adult and youth victims of sexual assault. The funding is used to assist victims of sexual assault who are 14 years of age or older. This funding goes to programs that provide services to domestic violence and sexual assault victims as well as sexual assault centers that see larger numbers of sexual assault victims.

Services will include but are not limited to Professional Therapy, Crisis Intervention, Case Management, Support Group, Hotline, Medical Advocacy and Legal Advocacy. These related services are regularly provided to victims of both Domestic Violence and Sexual Assault and definitions can be found in the Domestic Violence program description. Medical advocacy includes in person crisis intervention, information and referral for victims of sexual assault. This advocacy is provided in a medical facility by qualified trained staff members or volunteers.

**2. What is the authorization for this program, i.e., federal or state statute, etc.? (Include the federal program number, if applicable.)**

Missouri Statute – 455 and 210 RSMo. Federal Statute - The Family Violence Prevention and Services Act (FVPSA) Grants for Battered Women's Shelters/Grants to States is under the Catalog of Federal Domestic Assistance (CFDA) Number 93.671. FVPSA is awarded under the Title III of the Child Abuse Amendments of 1984 (Public Law [Pub. L] 98-457, 42 United States Code [U.S.C.] 10404 (a) (4) ) The Act was most recently amended by Section 201 of the Child Abuse Prevention and Treatment Act (CAPTA) Reauthorization Act of 2010, Pub. L. 111-320.

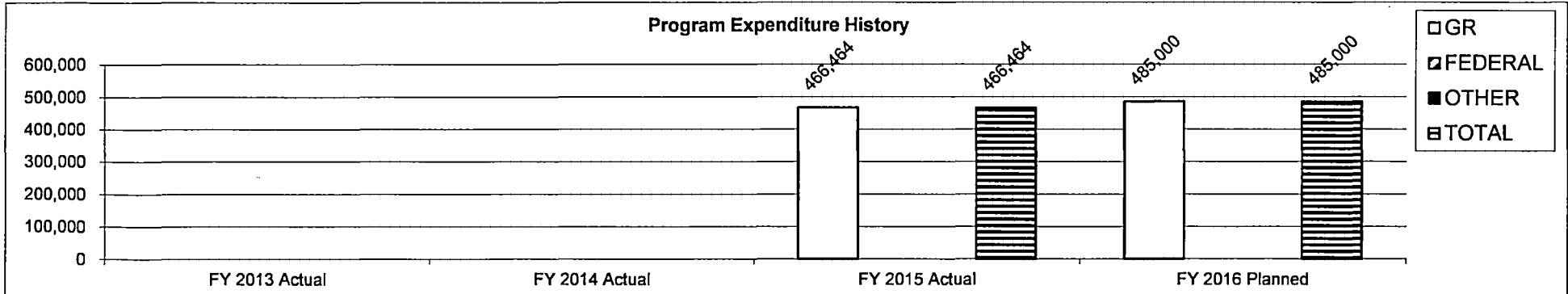
**3. Are there federal matching requirements? If yes, please explain.**

No.

**4. Is this a federally mandated program? If yes, please explain.**

No.

**5. Provide actual expenditures for the prior three fiscal years and planned expenditures for the current fiscal year.**



Planned FY 2016 expenditures are net of reverted and reserve.

**PROGRAM DESCRIPTION**

**Department: Social Services**  
**Program Name: Assist Victims of Sexual Assault**  
**Program is found in the following core budget(s): Assist Victims of Sexual Assault**

**HB Section: 11.180**

**6. What are the sources of the "Other " funds?**

N/A

**7a. Provide an effectiveness measure.**

We do not have effectiveness measures yet. We will start to collect outcome data in the future.

**7b. Provide an efficiency measure.**

N/A

**7c. Provide the number of clients/individuals served, if applicable.**

In 2014, the following services were provided:

Hotline Calls	3.560
Hours of Hospital Advocacy	3.024
Number of Adults Attending Community Education	22.889
Number of Community Education Presentations	754
Number of Hours of Service Provided by Volunteers	73.561

FY 2015 Numbers will be available April, 2016.

**7d. Provide a customer satisfaction measure, if available.**

N/A





**DECISION ITEM SUMMARY**

Budget Unit									
Decision Item	FY 2015	FY 2015	FY 2016	FY 2016	FY 2017	FY 2017	FY 2017	FY 2017	FY 2017
Budget Object Summary	ACTUAL	ACTUAL	BUDGET	BUDGET	DEPT REQ	DEPT REQ	GOV REC	GOV REC	GOV REC
Fund	DOLLAR	FTE	DOLLAR	FTE	DOLLAR	FTE	DOLLAR	FTE	DOLLAR
<b>BLIND ADMINISTRATION</b>									
<b>CORE</b>									
PERSONAL SERVICES									
GENERAL REVENUE	798,284	21.69	777,764	23.45	777,764	23.45	777,764	23.45	777,764
DEPT OF SOC SERV FEDERAL & OTH	2,664,640	72.38	3,009,145	80.24	3,009,145	80.24	3,009,145	80.24	3,009,145
TOTAL - PS	3,462,924	94.07	3,786,909	103.69	3,786,909	103.69	3,786,909	103.69	3,786,909
EXPENSE & EQUIPMENT									
GENERAL REVENUE	135,703	0.00	132,737	0.00	132,737	0.00	132,737	0.00	132,737
DEPT OF SOC SERV FEDERAL & OTH	392,668	0.00	735,810	0.00	735,810	0.00	735,810	0.00	735,810
TOTAL - EE	528,371	0.00	868,547	0.00	868,547	0.00	868,547	0.00	868,547
PROGRAM-SPECIFIC									
GENERAL REVENUE	1,271	0.00	0	0.00	0	0.00	0	0.00	0
DEPT OF SOC SERV FEDERAL & OTH	14,136	0.00	7,464	0.00	7,464	0.00	7,464	0.00	7,464
TOTAL - PD	15,407	0.00	7,464	0.00	7,464	0.00	7,464	0.00	7,464
<b>TOTAL</b>	<b>4,006,702</b>	<b>94.07</b>	<b>4,662,920</b>	<b>103.69</b>	<b>4,662,920</b>	<b>103.69</b>	<b>4,662,920</b>	<b>103.69</b>	<b>4,662,920</b>
<b>Pay Plan - 0000012</b>									
PERSONAL SERVICES									
GENERAL REVENUE	0	0.00	0	0.00	0	0.00	15,555	0.00	15,555
DEPT OF SOC SERV FEDERAL & OTH	0	0.00	0	0.00	0	0.00	60,183	0.00	60,183
TOTAL - PS	0	0.00	0	0.00	0	0.00	75,738	0.00	75,738
<b>TOTAL</b>	<b>0</b>	<b>0.00</b>	<b>0</b>	<b>0.00</b>	<b>0</b>	<b>0.00</b>	<b>75,738</b>	<b>0.00</b>	<b>75,738</b>
<b>GRAND TOTAL</b>	<b>\$4,006,702</b>	<b>94.07</b>	<b>\$4,662,920</b>	<b>103.69</b>	<b>\$4,662,920</b>	<b>103.69</b>	<b>\$4,738,658</b>	<b>103.69</b>	<b>\$4,738,658</b>

**CORE DECISION ITEM**

**Department: Social Services**  
**Division: Family Support**  
**Core: Blind Administration**

**Budget Unit: 90177C**  
**HB Section: 11.185**

**1. CORE FINANCIAL SUMMARY**

	FY 2017 Budget Request			Total
	GR	Federal	Other	
PS	777,764	3,009,145		3,786,909
EE	132,737	735,810		868,547
PSD		7,464		7,464
TRF				
<b>Total</b>	<b>910,501</b>	<b>3,752,419</b>		<b>4,662,920</b>
<b>FTE</b>	<b>23.45</b>	<b>80.24</b>		<b>103.69</b>

	FY 2017 Governor's Recommendation			Total
	GR	Federal	Other	
PS	777,764	3,009,145		3,786,909
EE	132,737	735,810		868,547
PSD		7,464		7,464
TRF				
<b>Total</b>	<b>910,501</b>	<b>3,752,419</b>		<b>4,662,920</b>
<b>FTE</b>	<b>23.45</b>	<b>80.24</b>		<b>103.69</b>

<b>Est. Fringe</b>	444,329	1,615,271	0	2,059,600
--------------------	---------	-----------	---	-----------

*Note: Fringes budgeted in House Bill 5 except for certain fringes budgeted directly to MoDOT, Highway Patrol, and Conservation.*

<b>Est. Fringe</b>	444,329	1,615,271	0	2,059,600
--------------------	---------	-----------	---	-----------

*Note: Fringes budgeted in House Bill 5 except for certain fringes budgeted directly to MoDOT, Highway Patrol, and Conservation.*

Other Funds:

Other Funds:

**2. CORE DESCRIPTION**

This appropriation provides funding for personal services, expense & equipment and communication costs for both field and central office staff to administer the Services for the Visually Impaired programs.

**3. PROGRAM LISTING (list programs included in this core funding)**

Blind Administration

**CORE DECISION ITEM**

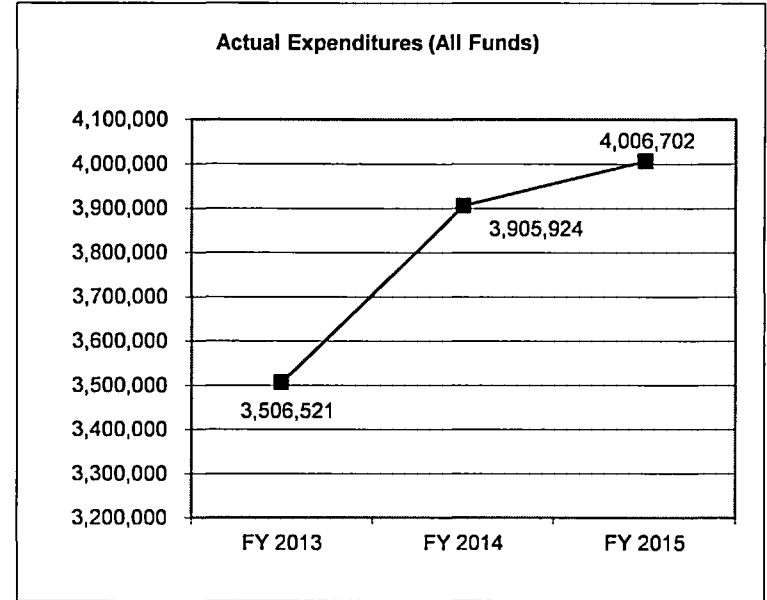
**Department: Social Services**  
**Division: Family Support**  
**Core: Blind Administration**

**Budget Unit: 90177C**

**HB Section: 11.185**

**4. FINANCIAL HISTORY**

	<b>FY 2013 Actual</b>	<b>FY 2014 Actual</b>	<b>FY 2015 Current Yr.</b>	<b>FY 2015 Current Yr.</b>
Appropriation (All Funds)	4,832,808	4,657,876	4,700,461	4,662,920
Less Reverted (All Funds)	(923)	(28,637)	(28,926)	N/A
Less Restricted (All Funds)	0	0	0	N/A
Budget Authority (All Funds)	4,831,885	4,629,239	4,671,535	N/A
Actual Expenditures (All Funds)	3,506,521	3,905,924	4,006,702	N/A
Unexpended (All Funds)	1,325,364	723,315	664,833	N/A
Unexpended, by Fund:				
General Revenue	9	106	0	N/A
Federal	230,470	722,451	664,833	N/A
Other	1,121,885	758	0	N/A
	<b>(1)</b>	<b>(2)</b>	<b>(3)</b>	<b>(4)</b>



Reverted includes the statutory three- percent reserve (when applicable).  
 Restricted includes any Governor's Expenditure Restriction (when applicable).

**NOTES:**

**(1)** FY2013 - There was a core reduction of \$4,976 in E&E. Due to insufficient Blind Pension funding, \$1 million was put in reserves.

**(2)** FY2014 - There was a core reduction of \$945,371 PS (30.83 FTE) and \$176,514 E&E. In addition, a one-time GR pickup (\$777,130 PS, \$141,209 E&E and 23.45 FTE) was granted to fund this program due to declining revenues in the Blind Pension Fund. In FY14, there was \$721,625 placed in reserves due to empty authority.

**(3)** FY2015 - The one-time pickup was carried forward and is no longer one-time but permanently part of the core.

**(4)** FY2016 - There was a core reduction of \$58,117 GR (\$49,645 PS and \$8,472 E&E)

**CORE RECONCILIATION DETAIL**

**DEPARTMENT OF SOCIAL SERVICES  
BLIND ADMINISTRATION**

**5. CORE RECONCILIATION DETAIL**

	Budget Class	FTE	GR	Federal	Other	Total	Explanation
<b>TAFP AFTER VETOES</b>							
	PS	103.69	777,764	3,009,145	0	3,786,909	
	EE	0.00	132,737	735,810	0	868,547	
	PD	0.00	0	7,464	0	7,464	
	<b>Total</b>	<b>103.69</b>	<b>910,501</b>	<b>3,752,419</b>	<b>0</b>	<b>4,662,920</b>	
<b>DEPARTMENT CORE ADJUSTMENTS</b>							
Core Reallocation	111 3401 PS	0.00	0	0	0	(0)	
Core Reallocation	111 1462 PS	(0.00)	0	0	0	0	
	<b>NET DEPARTMENT CHANGES</b>	<b>(0.00)</b>	<b>0</b>	<b>0</b>	<b>0</b>	<b>(0)</b>	
<b>DEPARTMENT CORE REQUEST</b>							
	PS	103.69	777,764	3,009,145	0	3,786,909	
	EE	0.00	132,737	735,810	0	868,547	
	PD	0.00	0	7,464	0	7,464	
	<b>Total</b>	<b>103.69</b>	<b>910,501</b>	<b>3,752,419</b>	<b>0</b>	<b>4,662,920</b>	
<b>GOVERNOR'S RECOMMENDED CORE</b>							
	PS	103.69	777,764	3,009,145	0	3,786,909	
	EE	0.00	132,737	735,810	0	868,547	
	PD	0.00	0	7,464	0	7,464	
	<b>Total</b>	<b>103.69</b>	<b>910,501</b>	<b>3,752,419</b>	<b>0</b>	<b>4,662,920</b>	

**DECISION ITEM DETAIL**

Budget Unit	FY 2015	FY 2015	FY 2016	FY 2016	FY 2017	FY 2017	FY 2017	FY 2017
Decision Item	ACTUAL	ACTUAL	BUDGET	BUDGET	DEPT REQ	DEPT REQ	GOV REC	GOV REC
Budget Object Class	DOLLAR	FTE	DOLLAR	FTE	DOLLAR	FTE	DOLLAR	FTE
<b>BLIND ADMINISTRATION</b>								
<b>CORE</b>								
ADMIN OFFICE SUPPORT ASSISTANT	223,605	7.59	237,203	8.00	237,203	8.00	237,203	8.00
SR OFC SUPPORT ASST (KEYBRD)	194,699	7.08	199,547	9.18	189,252	7.00	189,252	7.00
EXECUTIVE I	37,347	1.00	37,329	1.00	37,329	1.00	37,329	1.00
EXECUTIVE II	44,063	1.00	43,927	1.00	43,927	1.00	43,927	1.00
MANAGEMENT ANALYSIS SPEC II	41,703	1.00	41,690	1.00	41,690	1.00	41,690	1.00
REHAB TEACHER FOR THE BLIND	586,232	16.32	640,523	17.94	610,716	17.00	610,716	17.00
CHILDREN'S SPEC FOR THE BLIND	105,520	3.00	104,809	2.84	106,092	3.00	106,092	3.00
MOBILITY SPEC FOR THE BLIND	167,536	4.05	251,598	5.74	203,505	5.00	203,505	5.00
JOB DEV SPEC FOR THE BLIND	41,713	1.00	43,358	1.00	43,358	1.00	43,358	1.00
AREA SUPV BUS ENTPRS BLIND	182,060	5.00	188,005	5.00	188,005	5.00	188,005	5.00
REHAB ASST REHAB SRVS FOR BLND	395,648	14.36	448,831	15.31	478,579	18.69	478,579	18.69
REHAB CNSLR FOR THE BLIND II	0	0.00	36,324	1.00	36,324	1.00	36,324	1.00
COOR PREVENTION OF BLINDNESS	46,679	1.00	48,540	1.00	48,540	1.00	48,540	1.00
VOCATIONAL REHAB CSLR F/T BLIN	116,724	3.29	105,990	3.00	105,990	3.00	105,990	3.00
SR VOC REHAB CNSLR F/T BLIND	532,907	13.40	600,376	15.08	599,812	15.00	599,812	15.00
ASST SPV BUSINESS ENTPRS BLIND	40,166	1.00	38,921	1.00	38,921	1.00	38,921	1.00
PROGRAM DEVELOPMENT SPEC	125,247	3.00	125,303	3.00	125,303	3.00	125,303	3.00
FISCAL & ADMINISTRATIVE MGR B2	47,295	0.58	60,829	1.00	60,829	1.00	60,829	1.00
SOCIAL SERVICES MGR, BAND 1	335,698	6.98	288,673	6.70	340,522	7.00	340,522	7.00
SOCIAL SERVICES MNGR, BAND 2	159,846	2.96	161,795	2.90	167,674	3.00	167,674	3.00
SPECIALASST OFFICIAL & ADMSTR	38,236	0.46	83,338	1.00	83,338	1.00	83,338	1.00
<b>TOTAL - PS</b>	<b>3,462,924</b>	<b>94.07</b>	<b>3,786,909</b>	<b>103.69</b>	<b>3,786,909</b>	<b>103.69</b>	<b>3,786,909</b>	<b>103.69</b>
TRAVEL, IN-STATE	80,514	0.00	76,284	0.00	76,284	0.00	76,284	0.00
TRAVEL, OUT-OF-STATE	5,042	0.00	1,280	0.00	1,280	0.00	1,280	0.00
SUPPLIES	106,992	0.00	139,648	0.00	106,992	0.00	106,992	0.00
PROFESSIONAL DEVELOPMENT	13,108	0.00	14,612	0.00	13,108	0.00	13,108	0.00
COMMUNICATION SERV & SUPP	50,292	0.00	56,461	0.00	13,108	0.00	13,108	0.00
PROFESSIONAL SERVICES	59,881	0.00	298,411	0.00	450,981	0.00	450,981	0.00
HOUSEKEEPING & JANITORIAL SERV	0	0.00	382	0.00	100	0.00	100	0.00
M&R SERVICES	89,855	0.00	209,694	0.00	89,855	0.00	89,855	0.00
COMPUTER EQUIPMENT	5,998	0.00	0	0.00	0	0.00	0	0.00
MOTORIZED EQUIPMENT	0	0.00	20,752	0.00	150	0.00	150	0.00

**DECISION ITEM DETAIL**

Budget Unit	FY 2015	FY 2015	FY 2016	FY 2016	FY 2017	FY 2017	FY 2017	FY 2017
Decision Item	ACTUAL	ACTUAL	BUDGET	BUDGET	DEPT REQ	DEPT REQ	GOV REC	GOV REC
Budget Object Class	DOLLAR	FTE	DOLLAR	FTE	DOLLAR	FTE	DOLLAR	FTE
<b>BLIND ADMINISTRATION</b>								
<b>CORE</b>								
OFFICE EQUIPMENT	45,989	0.00	14,316	0.00	45,989	0.00	45,989	0.00
OTHER EQUIPMENT	55,193	0.00	33,927	0.00	55,193	0.00	55,193	0.00
PROPERTY & IMPROVEMENTS	6,195	0.00	181	0.00	6,195	0.00	6,195	0.00
BUILDING LEASE PAYMENTS	3,202	0.00	917	0.00	3,202	0.00	3,202	0.00
EQUIPMENT RENTALS & LEASES	1,327	0.00	284	0.00	1,327	0.00	1,327	0.00
MISCELLANEOUS EXPENSES	4,783	0.00	1,398	0.00	4,783	0.00	4,783	0.00
<b>TOTAL - EE</b>	<b>528,371</b>	<b>0.00</b>	<b>868,547</b>	<b>0.00</b>	<b>868,547</b>	<b>0.00</b>	<b>868,547</b>	<b>0.00</b>
DEBT SERVICE	15,407	0.00	7,464	0.00	7,464	0.00	7,464	0.00
<b>TOTAL - PD</b>	<b>15,407</b>	<b>0.00</b>	<b>7,464</b>	<b>0.00</b>	<b>7,464</b>	<b>0.00</b>	<b>7,464</b>	<b>0.00</b>
<b>GRAND TOTAL</b>	<b>\$4,006,702</b>	<b>94.07</b>	<b>\$4,662,920</b>	<b>103.69</b>	<b>\$4,662,920</b>	<b>103.69</b>	<b>\$4,662,920</b>	<b>103.69</b>
<b>GENERAL REVENUE</b>	<b>\$935,258</b>	<b>21.69</b>	<b>\$910,501</b>	<b>23.45</b>	<b>\$910,501</b>	<b>23.45</b>	<b>\$910,501</b>	<b>23.45</b>
<b>FEDERAL FUNDS</b>	<b>\$3,071,444</b>	<b>72.38</b>	<b>\$3,752,419</b>	<b>80.24</b>	<b>\$3,752,419</b>	<b>80.24</b>	<b>\$3,752,419</b>	<b>80.24</b>
<b>OTHER FUNDS</b>	<b>\$0</b>	<b>0.00</b>	<b>\$0</b>	<b>0.00</b>	<b>\$0</b>	<b>0.00</b>	<b>\$0</b>	<b>0.00</b>

## PROGRAM DESCRIPTION

Department: Social Services

HB Section: 11.185

Program Name: Blind Administration

Program is found in the following core budget(s): Blind Administration

### 1. What does this program do?

Blind Administration provides for personal services, expense & equipment and communication costs for both field and central office staff to administer the Services for the Blind and Visually Impaired programs. Blind Administration is also responsible for the coordination and administration of Rehabilitation Services for the Blind (RSB) policies and procedures.

Rehabilitation Services for the Blind (RSB) administers seven programs designed to provide blind and visually impaired individuals with the opportunity to obtain employment commensurate with their goals and abilities, and to attain the independent living skills appropriate for each client. This funding supports a new case management system that allows for a more streamlined federal reporting process and provides an enhanced service delivery system to clients in a much more cost effective manner. This new system allows for RSB management to monitor and review client cases in real time and to review client progress and initiate adjustments in their services if necessary. Please refer to Services for Visually Impaired narrative for more detailed information on each program.

### 2. What is the authorization for this program, i.e., federal or state statute, etc.? (Include the federal program number, if applicable.)

State statute: RSMo. 8.051, 8.700-8.745, 207.010, 207.020, 209.010, 209.020, 178.160-178.180, 192.935, 167.195; Federal law: Randolph-Sheppard Act as amended through 1974, 34 CFR 395, Rehabilitation Act of 1973 as amended by Rehabilitation Act Amendments of 1992-Title VII-Part B and Chapter 2, Workforce Investment Act of 1998-Title IV, Rehabilitation Act Amendments of 1998, and the Workforce Innovation and Opportunity Act of 2014 upon full implementation.

### 3. Are there federal matching requirements? If yes, please explain.

Vocational Rehabilitation funding is 78.7% Federal and 21.3% State.

### 4. Is this a federally mandated program? If yes, please explain.

Yes, except for funding of Prevention of Blindness, Reader Services, Blindness Education Screening and Treatment (BEST) Program, and the Children's Services Program. See #2 above for the listed Federal statutes.

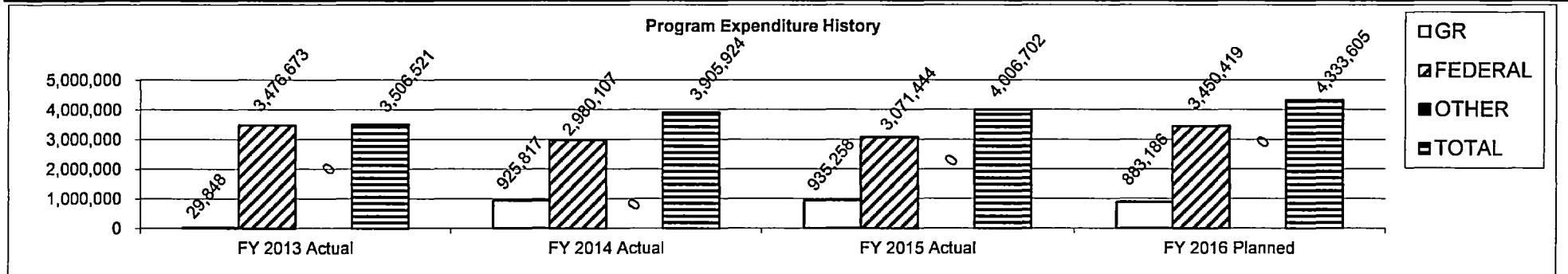


**PROGRAM DESCRIPTION**

**Department: Social Services**  
**Program Name: Blind Administration**  
**Program is found in the following core budget(s): Blind Administration**

**HB Section: 11.185**

**5. Provide actual expenditures for the prior three fiscal years and planned expenditures for the current fiscal year.**



Planned FY 2016 expenditures are net of reverted and reserve.

**6. What are the sources of the "Other " funds?**

N/A

**7a. Provide an effectiveness measure.**

See Services for the Visually Impaired for effectiveness measures.

**7b. Provide an efficiency measure.**

See Services for the Visually Impaired for efficiency measures.

**7c. Provide the number of clients/individuals served, if applicable.**

See Services for the Visually Impaired for number of clients served.

**7d. Provide a customer satisfaction measure, if available.**

N/A



**DECISION ITEM SUMMARY**

Budget Unit									
Decision Item	FY 2015	FY 2015	FY 2016	FY 2016	FY 2017	FY 2017	FY 2017	FY 2017	FY 2017
Budget Object Summary	ACTUAL	ACTUAL	BUDGET	BUDGET	DEPT REQ	DEPT REQ	GOV REC	GOV REC	GOV REC
Fund	DOLLAR	FTE	DOLLAR	FTE	DOLLAR	FTE	DOLLAR	FTE	DOLLAR
<b>SERVICES FOR VISUALLY IMPAIRE</b>									
<b>CORE</b>									
<b>EXPENSE &amp; EQUIPMENT</b>									
GENERAL REVENUE	222,743	0.00	142,181	0.00	142,181	0.00	142,181	0.00	142,181
DEPT OF SOC SERV FEDERAL & OTH	632,670	0.00	363,800	0.00	363,800	0.00	363,800	0.00	363,800
FAMILY SERVICES DONATIONS	0	0.00	16,000	0.00	16,000	0.00	16,000	0.00	16,000
TOTAL - EE	855,413	0.00	521,981	0.00	521,981	0.00	521,981	0.00	521,981
<b>PROGRAM-SPECIFIC</b>									
GENERAL REVENUE	1,308,445	0.00	1,341,650	0.00	1,341,650	0.00	1,341,650	0.00	1,341,650
DEPT OF SOC SERV FEDERAL & OTH	3,376,007	0.00	6,008,275	0.00	6,008,275	0.00	6,008,275	0.00	6,008,275
FAMILY SERVICES DONATIONS	0	0.00	83,995	0.00	83,995	0.00	83,995	0.00	83,995
BLINDNESS EDUC, SCRNG & TRTMNT	349,000	0.00	349,000	0.00	349,000	0.00	349,000	0.00	349,000
TOTAL - PD	5,033,452	0.00	7,782,920	0.00	7,782,920	0.00	7,782,920	0.00	7,782,920
<b>TOTAL</b>	<b>5,888,865</b>	<b>0.00</b>	<b>8,304,901</b>	<b>0.00</b>	<b>8,304,901</b>	<b>0.00</b>	<b>8,304,901</b>	<b>0.00</b>	<b>8,304,901</b>
<b>GRAND TOTAL</b>	<b>\$5,888,865</b>	<b>0.00</b>	<b>\$8,304,901</b>	<b>0.00</b>	<b>\$8,304,901</b>	<b>0.00</b>	<b>\$8,304,901</b>	<b>0.00</b>	<b>\$8,304,901</b>

**CORE DECISION ITEM**

Department: Social Services  
 Division: Family Support  
 Core: Services for the Visually Impaired

Budget Unit: 90179C  
 HB Section: 11.190

**1. CORE FINANCIAL SUMMARY**

	FY 2017 Budget Request			
	GR	Federal	Other	Total
PS				
EE	142,181	363,800	16,000	521,981
PSD	1,341,650	6,008,275	432,995	7,782,920
TRF				
<b>Total</b>	<b>1,483,831</b>	<b>6,372,075</b>	<b>448,995</b>	<b>8,304,901</b>
FTE				0.00

	FY 2017 Governor's Recommendation			
	GR	Federal	Other	Total
PS				
EE	142,181	363,800	16,000	521,981
PSD	1,341,650	6,008,275	432,995	7,782,920
TRF				
<b>Total</b>	<b>1,483,831</b>	<b>6,372,075</b>	<b>448,995</b>	<b>8,304,901</b>
FTE				0.00

<b>Est. Fringe</b>	0	0	0	0
--------------------	---	---	---	---

*Note: Fringes budgeted in House Bill 5 except for certain fringes budgeted directly to MoDOT, Highway Patrol, and Conservation.*

<b>Est. Fringe</b>	0	0	0	0
--------------------	---	---	---	---

*Note: Fringes budgeted in House Bill 5 except for certain fringes budgeted directly to MoDOT, Highway Patrol, and Conservation.*

Other Funds: Family Services Donations (0167)  
 Blindness Education Screening and Treatment (0892)

Other Funds: Family Services Donations (0167)  
 Blindness Education Screening and Treatment (0892)

**2. CORE DESCRIPTION**

Through Services for the Visually Impaired, Rehabilitation Services for the Blind (RSB) provides eligible consumers the opportunity to identify appropriate living and employment goals and attain the skill levels necessary to achieve those goals.

**3. PROGRAM LISTING (list programs included in this core funding)**

Services for the Visually Impaired

**CORE DECISION ITEM**

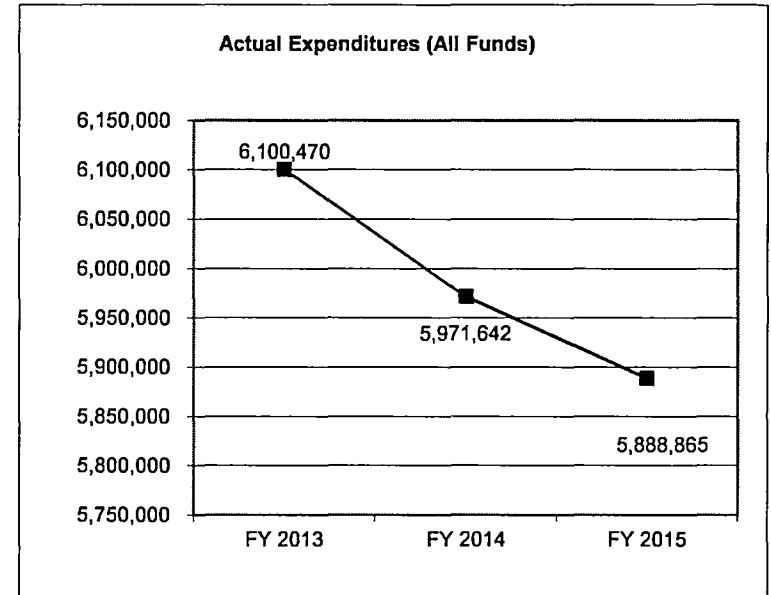
**Department: Social Services**  
**Division: Family Support**  
**Core: Services for the Visually Impaired**

**Budget Unit: 90179C**

**HB Section: 11.190**

**4. FINANCIAL HISTORY**

	FY 2013 Actual	FY 2014 Actual	FY 2015 Actual	FY 2016 Current Yr.
Appropriation (All Funds)	8,557,407	8,399,614	8,399,614	8,304,901
Less Reverted (All Funds)	0	(47,356)	(47,356)	N/A
Less Restricted (All Funds)	0	0	0	N/A
Budget Authority (All Funds)	8,557,407	8,352,258	8,352,258	N/A
Actual Expenditures (All Funds)	6,100,470	5,971,642	5,888,865	N/A
Unexpended (All Funds)	2,456,937	2,380,616	2,463,393	N/A
Unexpended, by Fund:				
General Revenue	0	0	0	N/A
Federal	406,367	2,193,821	2,363,398	N/A
Other	2,050,570	186,795	99,995	N/A
	(1)	(2)	(3)	(4)



Reverted includes the statutory three- percent reserve (when applicable).  
 Restricted includes any Governor's Expenditure Restriction (when applicable).

**NOTES:**

- (1) FY 2013 - Core reduction of \$744. Due to insufficient revenues, \$1.8 million was in reserves in Blind Pension and Donations.
- (2) FY2014 - There was a core reduction of \$1.5 million PSD and \$151,256 E&E. In addition, a one-time GR pickup (\$1.4 million PSD and \$151,256 E&E) was granted to fund this program due to declining revenues in the Blind Pension Fund. In FY14, there was \$2,371,795 placed in reserves due to empty authority.
- (3) FY2015 - The one-time pickup was carried forward and is no longer one-time but permanently part of the core.
- (4) FY2016- There was a core reduction of \$94,713 GR.

**CORE RECONCILIATION DETAIL**

**DEPARTMENT OF SOCIAL SERVICES  
SERVICES FOR VISUALLY IMPAIRE**

**5. CORE RECONCILIATION DETAIL**

	<b>Budget Class</b>	<b>FTE</b>	<b>GR</b>	<b>Federal</b>	<b>Other</b>	<b>Total</b>	<b>Explanation</b>
<b>TAFP AFTER VETOES</b>							
	EE	0.00	142,181	363,800	16,000	521,981	
	PD	0.00	1,341,650	6,008,275	432,995	7,782,920	
	<b>Total</b>	<b>0.00</b>	<b>1,483,831</b>	<b>6,372,075</b>	<b>448,995</b>	<b>8,304,901</b>	
<b>DEPARTMENT CORE REQUEST</b>							
	EE	0.00	142,181	363,800	16,000	521,981	
	PD	0.00	1,341,650	6,008,275	432,995	7,782,920	
	<b>Total</b>	<b>0.00</b>	<b>1,483,831</b>	<b>6,372,075</b>	<b>448,995</b>	<b>8,304,901</b>	
<b>GOVERNOR'S RECOMMENDED CORE</b>							
	EE	0.00	142,181	363,800	16,000	521,981	
	PD	0.00	1,341,650	6,008,275	432,995	7,782,920	
	<b>Total</b>	<b>0.00</b>	<b>1,483,831</b>	<b>6,372,075</b>	<b>448,995</b>	<b>8,304,901</b>	

**FLEXIBILITY REQUEST FORM**

<b>BUDGET UNIT NUMBER:</b> 90179C <b>BUDGET UNIT NAME:</b> Services for the Visually Impaired <b>HOUSE BILL SECTION:</b> 11.190	<b>DEPARTMENT:</b> Social Services <b>DIVISION:</b> Family Support
---	---

1. Provide the amount by fund of personal service flexibility and the amount by fund of expense and equipment flexibility you are requesting in dollar and percentage terms and explain why the flexibility is needed. If flexibility is being requested among divisions, provide the amount by fund of flexibility you are requesting in dollar and percentage terms and explain why the flexibility is needed.

**DEPARTMENT REQUEST**

Core	% Flex Requested	Flex Requested Amount
<i>Total Request</i>		
\$8,304,901	10%	\$830,490

2. Estimate how much flexibility will be used for the budget year. How much flexibility was used in the Prior Year Budget and the Current Year Budget? Please specify the amount.

PRIOR YEAR ACTUAL AMOUNT OF FLEXIBILITY USED	CURRENT YEAR ESTIMATED AMOUNT OF FLEXIBILITY THAT WILL BE USED	BUDGET REQUEST ESTIMATED AMOUNT OF FLEXIBILITY THAT WILL BE USED
None.	H.B. 11 language allows for up to 10% flexibility between House Bill Sections 11.100, 11.110, 11.115, 11.120, 11.125 and 11.165.	10% flexibility is being requested for FY 17.

3. Please explain how flexibility was used in the prior and/or current years.

PRIOR YEAR EXPLAIN ACTUAL USE	CURRENT YEAR EXPLAIN PLANNED USE
None.	Flexibility allows continued service without disrupting or delaying benefits.

**DECISION ITEM DETAIL**

Budget Unit	FY 2015	FY 2015	FY 2016	FY 2016	FY 2017	FY 2017	FY 2017	FY 2017
Decision Item	ACTUAL	ACTUAL	BUDGET	BUDGET	DEPT REQ	DEPT REQ	GOV REC	GOV REC
Budget Object Class	DOLLAR	FTE	DOLLAR	FTE	DOLLAR	FTE	DOLLAR	FTE
<b>SERVICES FOR VISUALLY IMPAIRE</b>								
<b>CORE</b>								
TRAVEL, IN-STATE	150,090	0.00	160,008	0.00	150,090	0.00	150,090	0.00
SUPPLIES	26,989	0.00	14,148	0.00	26,989	0.00	26,989	0.00
PROFESSIONAL SERVICES	288,537	0.00	190,946	0.00	89,788	0.00	89,788	0.00
HOUSEKEEPING & JANITORIAL SERV	1,107	0.00	197	0.00	1,157	0.00	1,157	0.00
M&R SERVICES	83,011	0.00	3,000	0.00	43,011	0.00	43,011	0.00
COMPUTER EQUIPMENT	6,751	0.00	0	0.00	0	0.00	0	0.00
OFFICE EQUIPMENT	264	0.00	0	0.00	100	0.00	100	0.00
OTHER EQUIPMENT	94,367	0.00	58,797	0.00	54,367	0.00	54,367	0.00
PROPERTY & IMPROVEMENTS	82	0.00	419	0.00	82	0.00	82	0.00
EQUIPMENT RENTALS & LEASES	0	0.00	200	0.00	40	0.00	40	0.00
MISCELLANEOUS EXPENSES	204,215	0.00	94,266	0.00	156,357	0.00	156,357	0.00
<b>TOTAL - EE</b>	<b>855,413</b>	<b>0.00</b>	<b>521,981</b>	<b>0.00</b>	<b>521,981</b>	<b>0.00</b>	<b>521,981</b>	<b>0.00</b>
PROGRAM DISTRIBUTIONS	5,033,452	0.00	7,782,920	0.00	7,782,920	0.00	7,782,920	0.00
<b>TOTAL - PD</b>	<b>5,033,452</b>	<b>0.00</b>	<b>7,782,920</b>	<b>0.00</b>	<b>7,782,920</b>	<b>0.00</b>	<b>7,782,920</b>	<b>0.00</b>
<b>GRAND TOTAL</b>	<b>\$5,888,865</b>	<b>0.00</b>	<b>\$8,304,901</b>	<b>0.00</b>	<b>\$8,304,901</b>	<b>0.00</b>	<b>\$8,304,901</b>	<b>0.00</b>
GENERAL REVENUE	\$1,531,188	0.00	\$1,483,831	0.00	\$1,483,831	0.00	\$1,483,831	0.00
FEDERAL FUNDS	\$4,008,677	0.00	\$6,372,075	0.00	\$6,372,075	0.00	\$6,372,075	0.00
OTHER FUNDS	\$349,000	0.00	\$448,995	0.00	\$448,995	0.00	\$448,995	0.00



## PROGRAM DESCRIPTION

**Department: Social Services**

**HB Section: 11.190**

**Program Name: Services for the Visually Impaired**

**Program is found in the following core budget(s): Services for the Visually Impaired**

### 1. What does this program do?

Rehabilitation Services for the Blind (RSB) provides services to blind Missourians that affords the individual with an opportunity to identify appropriate living and employment goals and attain the skill levels necessary to achieve those goals. These services are provided through the following programs:

#### Vocational Rehabilitation (VR)

This program provides the services necessary to enable blind and visually impaired individuals to retain, maintain or obtain employment. Services are provided either directly by RSB staff or outsourced. Direct services provided by staff include adjustment and vocational counseling and guidance; job development and placement; travel; training; and instruction in communication, personal management and homemaking skills. Equipment and services such as physical restoration and training are purchased for blind and visually impaired consumers. The federal oversight agency, Rehabilitation Services Administration, is currently developing new regulations due to the Workforce Innovation and Opportunity Act (WIOA). The full program impact is unknown until regulations are finalized, but it does include redefining employment outcomes and an emphasis on students in transition. Full implementation is on July 1, 2016.

#### Business Enterprise Program (BEP)

Staff provide technical assistance in the establishment of vending facilities in federal, state and other properties; and supervisory and management services for facilities on an on-going basis. This program provides opportunities for self-employment to blind consumers.

#### Prevention of Blindness (POB)

The Prevention of Blindness Program arranges for and provides eye care to medically indigent persons. Services provided for eye care include treatment, surgery, hospitalization, medication and other physical restoration services, a glaucoma screening program and full scale screening clinics for glaucoma and vision. In addition, based on the availability of funds, the Blindness Education, Screening and Treatment (BEST) program fund, provides for blindness education, screening and treatment for eligible medically indigent persons.

#### Children's Services (CS)

Provides early identification/intervention, educational advocacy, parent education referral and resource information and counseling and guidance services to families with visually impaired children from birth to transition to an adult program. Staff also provides consultation to schools serving blind and visually impaired children.

#### Readers for the Blind

The program provides up to \$500 per year to meet the cost of readers for legally blind individuals who are attending eligible post-secondary institutions.

#### Independent Living Rehabilitation (ILR-Adult)

Provides the services required by eligible consumers to obtain their maximum level of independence. Services include training provided by staff in areas of communication, personal management and homemaking skills. Equipment and services such as physical restoration and other training are purchased.

#### Independent Living Rehabilitation - Older Blind (ILR-OB)

Provides eye exams, peer counseling, low vision aids, training in orientation and mobility, communication and other activities of daily living for blind and visually impaired individuals over age 55. This program strives to improve the individual's ability to function independently and safely in the home and community.

**PROGRAM DESCRIPTION**

**Department:** Social Services  
**Program Name:** Services for the Visually Impaired  
**Program is found in the following core budget(s):** Services for the Visually Impaired

**HB Section:** 11.190

**2. What is the authorization for this program, i.e., federal or state statute, etc.? (Include the federal program number, if applicable.)**

State statute: RSMo. 8.051, 8.700-8.745, 207.010, 207.020, 209.010, 209.020, 178.160-178.180, 192.935, 167.195; Federal law: Randolph-Sheppard Act as amended through 1974, 34 CFR 395, Rehabilitation Act of 1973 as amended by Rehabilitation Act Amendments of 1992-Title VII-Part B and Chapter 2, Workforce Investment Act of 1998-Title IV, Rehabilitation Act Amendments of 1998 and the Workforce Innovation and Opportunity Act of 2014 upon full implementation.

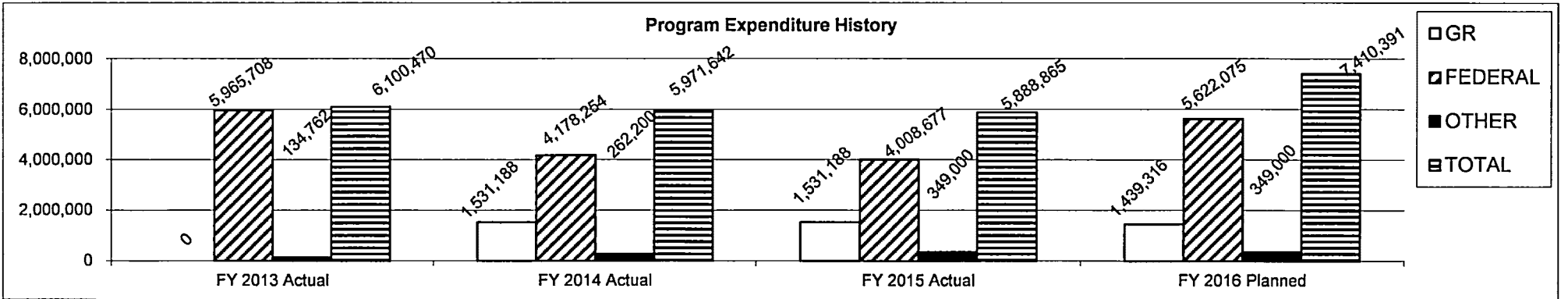
**3. Are there federal matching requirements? If yes, please explain.**

Vocational Rehabilitation funding is 78.7% Federal and 21.3% State  
 Independent Living Rehabilitation funding is 90% Federal and 10% State  
 Older Blind Services (OBS) funding is 90% Federal and 10% State

**4. Is this a federally mandated program? If yes, please explain.**

Yes, with the exception of funding for Prevention of Blindness, Reader Services, BEST and the Children's Services Program. See #2 above for the listed Federal statutes.

**5. Provide actual expenditures for the prior three fiscal years and planned expenditures for the current fiscal year.**



Planned FY 2016 expenditures are net of reverted and reserve.

**PROGRAM DESCRIPTION**

**Department: Social Services**  
**Program Name: Services for the Visually Impaired**  
**Program is found in the following core budget(s): Services for the Visually Impaired**

**HB Section: 11.190**

**6. What are the sources of the "Other " funds?**

Family Services Donated Funds (0167) and Blindness Education Screening and Treatment Funds (0892).

**7a. Provide an effectiveness measure.**

**Older Blind Services (OBS) Individuals Rehabilitated**

Year	Projected Number of OBS Rehabilitated	Actual Number of OBS Rehabilitated
FFY 13	900	900
FFY 14	850	750
FFY 15	750	649
FFY 16	650	
FFY 17	650	
FFY 18	650	

**Consumers in Vocational Rehab Program Rehabilitated**

Year	Projected Number of Consumers Rehabilitated	Actual Number of Consumers Rehabilitated
FFY 13	271	270
FFY 14	272	271
FFY 15	273	272
FFY 16	273	
FFY 17	274	
FFY 18	274	

**Number Achieving Employment**

Aggregate Years	Projected Number Achieving Employment	Actual Number Achieving Employment
FFY12 & 13	540	540
FFY13 & 14	541	541
FFY14 & 15	542	543
FFY15 & 16	543	
FFY16 & 17	543	
FFY17 & 18	543	

**Return on Investment**

Federal Fiscal Year	Total Annual Wages After Services for Employed VR Clients
FFY12	\$5,801,788
FFY13	\$5,184,696
FFY14	\$5,434,247
FFY15	\$5,105,100

Note: FFY12 thru FFY14 wages have been updated to align with a change in federal calculations of this measure.

These numbers have exceeded the performance level in that they were greater than or equal to the prior reporting period.

**PROGRAM DESCRIPTION**

**Department: Social Services**  
**Program Name: Services for the Visually Impaired**  
**Program is found in the following core budget(s): Services for the Visually Impaired**

**HB Section: 11.190**

**7b. Provide an efficiency measure.**

**Rehabilitation Rate/Voc. Rehab. Visually Impaired**

Year	Projected Rehabilitation Rate	Actual Rehabilitation Rate
FFY 13	80.0%	72.9%
FFY 14	72.0%	72.3%
FFY 15	72.3%	72.2%
FFY 16	68.9%	
FFY 17	68.9%	
FFY 18	68.9%	

Rehabilitation Rate projections for FFY 16 going forward changed to reflect the Federal Performance Indicator.

**7c. Provide the number of clients/individuals served, if applicable.**

**Number of Vocational Rehabilitation Consumers**

Year	Projected Number of Consumers	Actual Number of Consumers
FFY 13	2,200	2,157
FFY 14	2,150	2,007
FFY 15	2,050	1,874
FFY 16	1,850	
FFY 17	1,850	
FFY 18	1,850	

Number of projected vocational rehabilitation consumers for FFY 16 going forward reflect the nationwide trend of decreasing cases. In addition, WIOA eliminates the category of "Homemaker" as a vocational rehabilitation case type.

**Number of Independent Living Consumers**

Year	Projected Number of Consumers	Actual Number of Consumers
FFY 13	1,900	1,760
FFY 14	1,850	1,479
FFY 15	1,500	1,448
FFY 16	1,500	
FFY 17	1,500	
FFY 18	1,500	

**PROGRAM DESCRIPTION**

**Department: Social Services**

**HB Section:**

**11.190**

**Program Name: Services for the Visually Impaired**

**Program is found in the following core budget(s): Services for the Visually Impaired**

**Total Served by Program**

<b>Year</b>	<b>Grand Total Served</b>	<b>Vocational Rehabilitation</b>	<b>Older Blind Services</b>	<b>Independent Living Rehabilitation</b>	<b>Prevention of Blindness</b>	<b>Children's Services</b>
FFY12	8,719	2,282	1,743	295	3,951	448
FFY13	6,413	2,157	1,510	250	2,068	428
FFY14	6,929	2,007	1,269	210	2,954	489
FFY15	7,519	1,874	1,219	231	3,722	473

**7d. Provide a customer satisfaction measure, if available.**

N/A



**DECISION ITEM SUMMARY**

Budget Unit	FY 2015	FY 2015	FY 2016	FY 2016	FY 2017	FY 2017	FY 2017	FY 2017
Decision Item	ACTUAL	ACTUAL	BUDGET	BUDGET	DEPT REQ	DEPT REQ	GOV REC	GOV REC
Budget Object Summary	DOLLAR	FTE	DOLLAR	FTE	DOLLAR	FTE	DOLLAR	FTE
Fund								
<b>BUSINESS ENTERPRISES</b>								
<b>CORE</b>								
PROGRAM-SPECIFIC								
DEPT OF SOC SERV FEDERAL & OTH	26,600,124	0.00	35,000,000	0.00	35,000,000	0.00	35,000,000	0.00
TOTAL - PD	26,600,124	0.00	35,000,000	0.00	35,000,000	0.00	35,000,000	0.00
<b>TOTAL</b>	<b>26,600,124</b>	<b>0.00</b>	<b>35,000,000</b>	<b>0.00</b>	<b>35,000,000</b>	<b>0.00</b>	<b>35,000,000</b>	<b>0.00</b>
<b>GRAND TOTAL</b>	<b>\$26,600,124</b>	<b>0.00</b>	<b>\$35,000,000</b>	<b>0.00</b>	<b>\$35,000,000</b>	<b>0.00</b>	<b>\$35,000,000</b>	<b>0.00</b>

**CORE DECISION ITEM**

Department: Social Services  
 Division: Family Support  
 Core: Business Enterprise

Budget Unit: 90178C  
 HB Section: 11.195

**1. CORE FINANCIAL SUMMARY**

	FY 2017 Budget Request			
	GR	Federal	Other	Total
PS				
EE				
PSD		35,000,000		35,000,000
TRF				
<b>Total</b>		<b>35,000,000</b>		<b>35,000,000</b>
<b>FTE</b>				<b>0.00</b>

	FY 2017 Governor's Recommendation			
	GR	Federal	Other	Total
PS				
EE				
PSD		35,000,000		35,000,000
TRF				
<b>Total</b>		<b>35,000,000</b>		<b>35,000,000</b>
<b>FTE</b>				<b>0.00</b>

<b>Est. Fringe</b>	0	0	0	0
--------------------	---	---	---	---

Note: Fringes budgeted in House Bill 5 except for certain fringes budgeted directly to MoDOT, Highway Patrol, and Conservation.

<b>Est. Fringe</b>	0	0	0	0
--------------------	---	---	---	---

Note: Fringes budgeted in House Bill 5 except for certain fringes budgeted directly to MoDOT, Highway Patrol, and Conservation.

Other Funds:

Other Funds:

**2. CORE DESCRIPTION**

The Business Enterprise Program, authorized by the Randolph-Sheppard Act, provides blind vendors licensed by the Department of Social Services (DSS) with a priority for the operation of vending facilities, including military dining facilities on federal property. The DSS has entered into a contract with the Department of Defense (DOD) to provide full food service at Fort Leonard Wood. The role of DSS is to facilitate the contract arrangement.

**3. PROGRAM LISTING (list programs included in this core funding)**

Business Enterprise



**CORE DECISION ITEM**

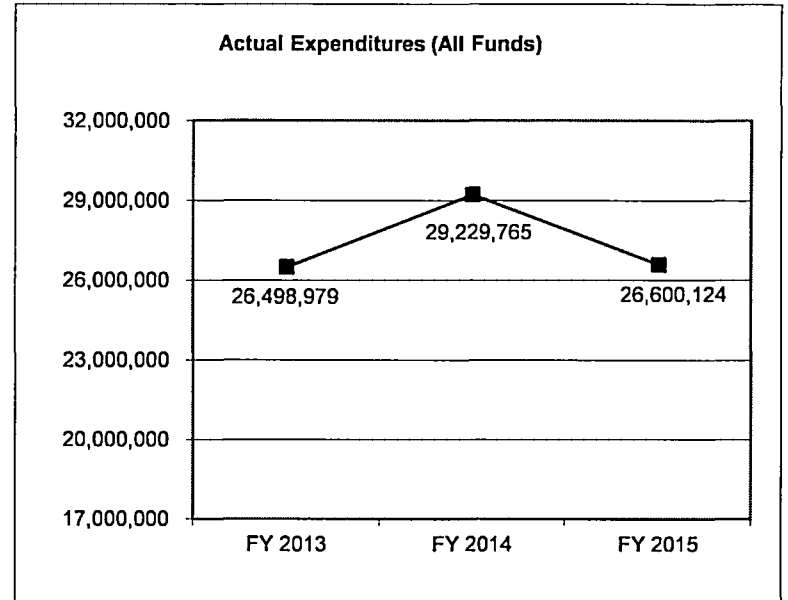
**Department: Social Services**  
**Division: Family Support**  
**Core: Business Enterprise**

**Budget Unit: 90178C**

**HB Section: 11.195**

**4. FINANCIAL HISTORY**

	<b>FY 2013 Actual</b>	<b>FY 2014 Actual</b>	<b>FY 2015 Actual</b>	<b>FY 2016 Current Yr.</b>
Appropriation (All Funds)	30,000,000	30,000,000	32,922,976	35,000,000
Less Reverted (All Funds)	0	0	0	N/A
Less Restricted (All Funds)	0	0	0	N/A
Budget Authority (All Funds)	30,000,000	30,000,000	32,922,976	N/A
Actual Expenditures (All Funds)	26,498,979	29,229,765	26,600,124	N/A
Unexpended (All Funds)	3,501,021	770,235	6,322,852	N/A
Unexpended, by Fund:				
General Revenue	0	0	0	N/A
Federal	3,501,021	770,235	6,322,852	N/A
Other	0	0	0	N/A
			<b>(1)</b>	<b>(2)</b>



Reverted includes the statutory three- percent reserve (when applicable).  
 Restricted includes any Governor's Expenditure Restriction (when applicable).

**NOTES:**

- (1)** FY2015 - A supplemental request for \$2,922,976 was granted.
- (2)** FY2016 - An increase of \$5,000,000 federal authority was granted.

**CORE RECONCILIATION DETAIL**

**DEPARTMENT OF SOCIAL SERVICES  
BUSINESS ENTERPRISES**

**5. CORE RECONCILIATION DETAIL**

	<b>Budget Class</b>	<b>FTE</b>	<b>GR</b>	<b>Federal</b>	<b>Other</b>	<b>Total</b>	<b>Explanation</b>
<b>TAFP AFTER VETOES</b>	PD	0.00	0	35,000,000	0	35,000,000	
	<b>Total</b>	<b>0.00</b>	<b>0</b>	<b>35,000,000</b>	<b>0</b>	<b>35,000,000</b>	
<b>DEPARTMENT CORE REQUEST</b>	PD	0.00	0	35,000,000	0	35,000,000	
	<b>Total</b>	<b>0.00</b>	<b>0</b>	<b>35,000,000</b>	<b>0</b>	<b>35,000,000</b>	
<b>GOVERNOR'S RECOMMENDED CORE</b>	PD	0.00	0	35,000,000	0	35,000,000	
	<b>Total</b>	<b>0.00</b>	<b>0</b>	<b>35,000,000</b>	<b>0</b>	<b>35,000,000</b>	

**DECISION ITEM DETAIL**

Budget Unit	FY 2015	FY 2015	FY 2016	FY 2016	FY 2017	FY 2017	FY 2017	FY 2017
Decision Item	ACTUAL	ACTUAL	BUDGET	BUDGET	DEPT REQ	DEPT REQ	GOV REC	GOV REC
Budget Object Class	DOLLAR	FTE	DOLLAR	FTE	DOLLAR	FTE	DOLLAR	FTE
<b>BUSINESS ENTERPRISES</b>								
<b>CORE</b>								
PROGRAM DISTRIBUTIONS	26,600,124	0.00	35,000,000	0.00	35,000,000	0.00	35,000,000	0.00
TOTAL - PD	26,600,124	0.00	35,000,000	0.00	35,000,000	0.00	35,000,000	0.00
<b>GRAND TOTAL</b>	<b>\$26,600,124</b>	<b>0.00</b>	<b>\$35,000,000</b>	<b>0.00</b>	<b>\$35,000,000</b>	<b>0.00</b>	<b>\$35,000,000</b>	<b>0.00</b>
GENERAL REVENUE	\$0	0.00	\$0	0.00	\$0	0.00	\$0	0.00
FEDERAL FUNDS	\$26,600,124	0.00	\$35,000,000	0.00	\$35,000,000	0.00	\$35,000,000	0.00
OTHER FUNDS	\$0	0.00	\$0	0.00	\$0	0.00	\$0	0.00

**PROGRAM DESCRIPTION**

**Department: Social Services**

**HB Section: 11.195**

**Program Name: Business Enterprise**

**Program is found in the following core budget(s): Business Enterprise**

**1. What does this program do?**

The Business Enterprise Program, authorized by the Randolph-Sheppard Act, provides blind vendors licensed by the Department of Social Services (DSS) with a priority for the operation of vending facilities, including military dining facilities on federal property. The DSS has entered into a contract with the Department of Defense (DOD) to provide full food service at Fort Leonard Wood. The role of DSS is to facilitate the contract arrangement.

In Fiscal Year 2015, language was added to the Appropriation House Bill 11 requiring "a federal military vending facility operated in accordance with RSMo 8.700-8.745 and that regularly employs at least five hundred individuals shall incorporate at least three blind vendors and shall evenly split all resulting compensation." The Department of Social Services Division of Legal Services and the Family Support Division is in the process of finalizing amendments to 13 CSR 40-91.010 in order to comply with this requirement.

**2. What is the authorization for this program, i.e., federal or state statute, etc.? (Include the federal program number, if applicable.)**

Randolph-Sheppard Act -US Code Title 20 Chapter 6A 107.  
8.051 and 8.700-8.745 RSMo.

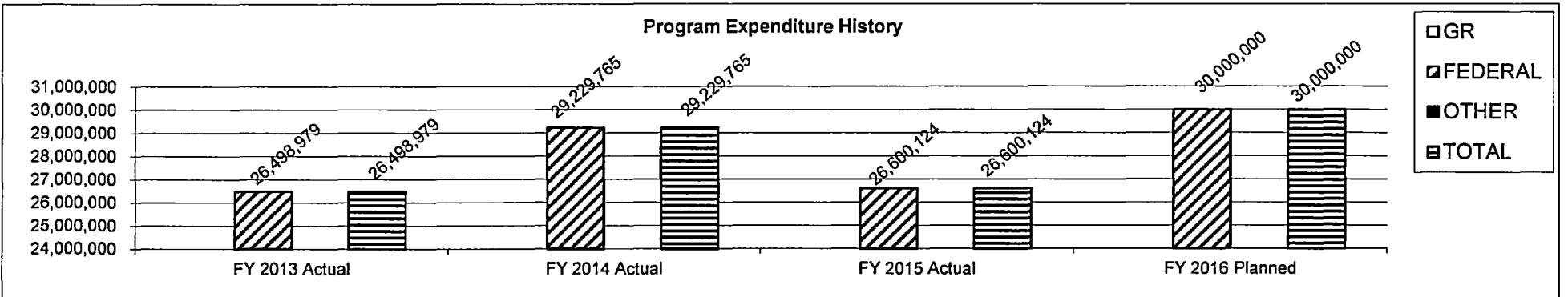
**3. Are there federal matching requirements? If yes, please explain.**

No.

**4. Is this a federally mandated program? If yes, please explain.**

No.

**5. Provide actual expenditures for the prior three fiscal years and planned expenditures for the current fiscal year.**



Planned FY 2016 expenditures are net of reverted and reserve.

**PROGRAM DESCRIPTION**

Department: Social Services

HB Section: 11.195

Program Name: Business Enterprise

Program is found in the following core budget(s): Business Enterprise

**6. What are the sources of the "Other " funds?**

N/A

**7a. Provide an effectiveness measure.**

Effectiveness measures are found in the Services for the Visually Impaired Program Description.

**7b. Provide an efficiency measure.**

Efficiency measures are found in the Services for the Visually Impaired Program Description.

**7c. Provide the number of clients/individuals served, if applicable.**

**Meals Served**

Year	Projected Number of Meals Served	Actual Number of Meals Served
FFY 13	*	9,579,607
FFY 14	*	8,750,174
FFY 15	9,000,000	8,697,267
FFY 16	9,000,000	
FFY 17	9,000,000	
FFY 18	9,000,000	

\*New measure, no projections available prior to FFY 15

**7d. Provide a customer satisfaction measure, if available.**

N/A



**DECISION ITEM SUMMARY**

Budget Unit									
Decision Item	FY 2015	FY 2015	FY 2016	FY 2016	FY 2017	FY 2017	FY 2017	FY 2017	FY 2017
Budget Object Summary	ACTUAL	ACTUAL	BUDGET	BUDGET	DEPT REQ	DEPT REQ	GOV REC	GOV REC	GOV REC
Fund	DOLLAR	FTE	DOLLAR	FTE	DOLLAR	FTE	DOLLAR	FTE	FTE
<b>CHILD SUPPORT FIELD STAFF/OPS</b>									
<b>CORE</b>									
PERSONAL SERVICES									
DEPT OF SOC SERV FEDERAL & OTH	17,129,175	538.73	18,970,486	496.81	18,970,486	496.81	16,686,286	424.81	
CHILD SUPPORT ENFORCEMENT FUND	4,579,042	143.13	5,313,127	266.43	2,277,999	168.75	2,277,999	168.75	
TOTAL - PS	21,708,217	681.86	24,283,613	763.24	21,248,485	665.56	18,964,285	593.56	
EXPENSE & EQUIPMENT									
GENERAL REVENUE									
DEPT OF SOC SERV FEDERAL & OTH	2,614,774	0.00	2,533,904	0.00	2,533,904	0.00	2,533,904	0.00	
CHILD SUPPORT ENFORCEMENT FUND	5,199,449	0.00	5,704,713	0.00	5,704,713	0.00	5,704,713	0.00	
TOTAL - EE	517,113	0.00	2,438,959	0.00	764,073	0.00	764,073	0.00	
PROGRAM-SPECIFIC	8,331,336	0.00	10,677,576	0.00	9,002,690	0.00	9,002,690	0.00	
DEPT OF SOC SERV FEDERAL & OTH									
CHILD SUPPORT ENFORCEMENT FUND	0	0.00	4,500	0.00	4,500	0.00	4,500	0.00	
TOTAL - PD	0	0.00	500	0.00	500	0.00	500	0.00	
TOTAL	0	0.00	5,000	0.00	5,000	0.00	5,000	0.00	
<b>TOTAL</b>	<b>30,039,553</b>	<b>681.86</b>	<b>34,966,189</b>	<b>763.24</b>	<b>30,256,175</b>	<b>665.56</b>	<b>27,971,975</b>	<b>593.56</b>	
<b>Pay Plan - 0000012</b>									
PERSONAL SERVICES									
GENERAL REVENUE	0	0.00	0	0.00	0	0.00	106,263	0.00	
DEPT OF SOC SERV FEDERAL & OTH	0	0.00	0	0.00	0	0.00	379,408	0.00	
TOTAL - PS	0	0.00	0	0.00	0	0.00	485,671	0.00	
<b>TOTAL</b>	<b>0</b>	<b>0.00</b>	<b>0</b>	<b>0.00</b>	<b>0</b>	<b>0.00</b>	<b>485,671</b>	<b>0.00</b>	
<b>CSEC GR pickup - 1886029</b>									
PERSONAL SERVICES									
GENERAL REVENUE	0	0.00	0	0.00	3,035,128	97.68	3,035,128	97.68	
TOTAL - PS	0	0.00	0	0.00	3,035,128	97.68	3,035,128	97.68	
EXPENSE & EQUIPMENT									

**DECISION ITEM SUMMARY**

Budget Unit	FY 2015	FY 2015	FY 2016	FY 2016	FY 2017	FY 2017	FY 2017	FY 2017
Decision Item	ACTUAL	ACTUAL	BUDGET	BUDGET	DEPT REQ	DEPT REQ	GOV REC	GOV REC
Budget Object Summary	DOLLAR	FTE	DOLLAR	FTE	DOLLAR	FTE	DOLLAR	FTE
Fund								
<b>CHILD SUPPORT FIELD STAFF/OPS</b>								
CSEC GR pickup - 1886029								
EXPENSE & EQUIPMENT								
GENERAL REVENUE	0	0.00	0	0.00	1,674,886	0.00	1,059,886	0.00
TOTAL - EE	0	0.00	0	0.00	1,674,886	0.00	1,059,886	0.00
<b>TOTAL</b>	<b>0</b>	<b>0.00</b>	<b>0</b>	<b>0.00</b>	<b>4,710,014</b>	<b>97.68</b>	<b>4,095,014</b>	<b>97.68</b>
<b>GRAND TOTAL</b>	<b>\$30,039,553</b>	<b>681.86</b>	<b>\$34,966,189</b>	<b>763.24</b>	<b>\$34,966,189</b>	<b>763.24</b>	<b>\$32,552,660</b>	<b>691.24</b>



**CORE DECISION ITEM**

**Department: Social Services**  
**Division: Family Support**  
**Core: Child Support Field Staff and Operations**

**Budget Unit: 90060C**  
**HB Section: 11.200**

**1. CORE FINANCIAL SUMMARY**

	FY 2017 Budget Request			
	GR	Federal	Other	Total
PS		18,970,486	2,277,999	21,248,485
EE	2,533,904	5,704,713	764,073	9,002,690
PSD		4,500	500	5,000
TRF				
<b>Total</b>	<b>2,533,904</b>	<b>24,679,699</b>	<b>3,042,572</b>	<b>30,256,175</b>

FTE		496.81	168.75	665.56
-----	--	--------	--------	--------

	FY 2017 Governor's Recommendation			
	GR	Federal	Other	Total
PS		16,686,286	2,277,999	18,964,285
EE	2,533,904	5,704,713	764,073	9,002,690
PSD		4,500	500	5,000
TRF				
<b>Total</b>	<b>2,533,904</b>	<b>22,395,499</b>	<b>3,042,572</b>	<b>27,971,975</b>

FTE		424.81	168.75	593.56
-----	--	--------	--------	--------

<b>Est. Fringe</b>	0	10,093,568	2,292,063	12,385,631
--------------------	---	------------	-----------	------------

*Note: Fringes budgeted in House Bill 5 except for certain fringes budgeted directly to MoDOT, Highway Patrol, and Conservation.*

<b>Est. Fringe</b>	0	8,757,638	2,292,063	11,049,701
--------------------	---	-----------	-----------	------------

*Note: Fringes budgeted in House Bill 5 except for certain fringes budgeted directly to MoDOT, Highway Patrol, and Conservation.*

Other Funds: Child Support Enforcement Collections (0169)

Other Funds: Child Support Enforcement Collections (0169)

**2. CORE DESCRIPTION**

The Family Support Division (FSD) promotes parental responsibility. Whenever a child receives support from a non-custodial parent, that same child's need for MO HealthNet benefits or Temporary Assistance benefits may decrease. This appropriation provides the salaries, communication costs and office expenses for front-line worker, supervisory and support staff to operate the 15 Child Support (CS) Field offices located across the state and central field support units. This appropriation also funds a contracted call center; and contract that combines mail processing, case initiation, and document management functions.

**3. PROGRAM LISTING (list programs included in this core funding)**

Child Support Field Staff and Operations

**CORE DECISION ITEM**

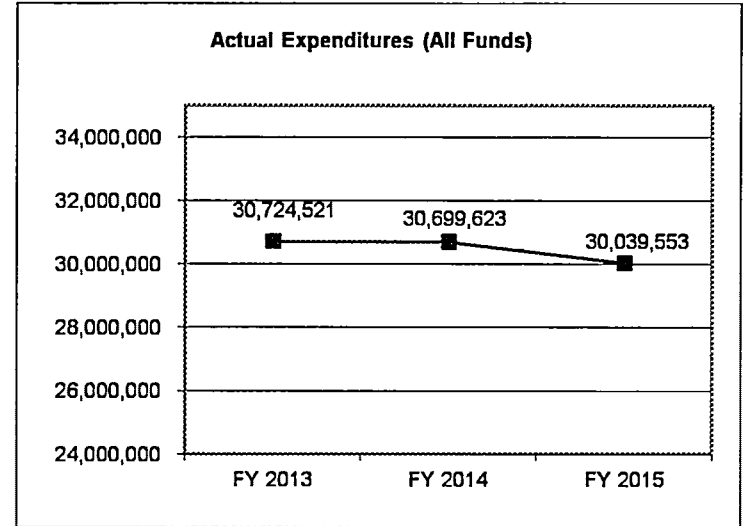
**Department: Social Services**  
**Division: Family Support**  
**Core: Child Support Field Staff and Operations**

**Budget Unit: 90060C**

**HB Section: 11.200**

**4. FINANCIAL HISTORY**

	<b>FY 2013 Actual</b>	<b>FY 2014 Actual</b>	<b>FY 2015 Actual</b>	<b>FY 2016 Current Yr.</b>
Appropriation (All Funds)	36,013,382	35,661,136	34,992,329	34,966,189
Less Reverted (All Funds)	(573,120)	(80,869)	(80,869)	N/A
Less Restricted (All Funds)	0	0	0	N/A
Budget Authority (All Funds)	35,440,262	35,580,267	34,911,460	N/A
Actual Expenditures (All Funds)	30,724,521	30,699,623	30,039,553	N/A
Unexpended (All Funds)	4,715,741	4,880,644	4,871,907	N/A
Unexpended, by Fund:				
General Revenue	0	0	0	N/A
Federal	2,542,243	620,332	2,249,335	N/A
Other	2,173,498	4,260,312	2,622,572	N/A
	(1)	(2)	(3)	(4)



Reverted includes the statutory three- percent reserve (when applicable).  
 Restricted includes any Governor's Expenditure Restriction (when applicable).

**NOTES:**

- (1) FY2013 - Increase of \$492,250 for mediation in expenditures restricted for FY13. Core reduction of empty authority of \$496,836 in PS federal and other funds.
- (2) FY2014 - Core reduction of \$492,250 for mediation services. Approximately \$4.5 million was placed in reserve due to empty authority.
- (3) FY2015 - Core reduction of \$1 million due to excess appropriation authority of Child Support Enforcement Collection (CSEC) funds.
- (4) FY2016 - Core reduction of \$161,739 GR E&E. Pay plan increase of \$135,599 (\$101,740 FF, \$33,859 CSEC).

**CORE RECONCILIATION DETAIL**

**DEPARTMENT OF SOCIAL SERVICES  
CHILD SUPPORT FIELD STAFF/OPS**

**5. CORE RECONCILIATION DETAIL**

			Budget Class	FTE	GR	Federal	Other	Total	Explanation
<b>TAFP AFTER VETOES</b>									
			PS	763.24	0	18,970,486	5,313,127	24,283,613	
			EE	0.00	2,533,904	5,704,713	2,438,959	10,677,576	
			PD	0.00	0	4,500	500	5,000	
			<b>Total</b>	<b>763.24</b>	<b>2,533,904</b>	<b>24,679,699</b>	<b>7,752,586</b>	<b>34,966,189</b>	
<b>DEPARTMENT CORE ADJUSTMENTS</b>									
Core Reduction	531	6268	EE	0.00	0	0	(1,059,886)	(1,059,886)	Core reduction of CSEC with corresponding GR pickup NDI
Core Reduction	531	0931	EE	0.00	0	0	(615,000)	(615,000)	Core reduction of CSEC with corresponding GR pickup NDI
Core Reduction	543	6267	PS	(97.68)	0	0	(3,035,128)	(3,035,128)	Core reduction of CSEC with corresponding GR pickup NDI
Core Reallocation	114	6267	PS	0.00	0	0	0	(0)	
Core Reallocation	114	6263	PS	0.00	0	0	0	(0)	
<b>NET DEPARTMENT CHANGES</b>				<b>(97.68)</b>	<b>0</b>	<b>0</b>	<b>(4,710,014)</b>	<b>(4,710,014)</b>	
<b>DEPARTMENT CORE REQUEST</b>									
			PS	665.56	0	18,970,486	2,277,999	21,248,485	
			EE	0.00	2,533,904	5,704,713	764,073	9,002,690	
			PD	0.00	0	4,500	500	5,000	
			<b>Total</b>	<b>665.56</b>	<b>2,533,904</b>	<b>24,679,699</b>	<b>3,042,572</b>	<b>30,256,175</b>	
<b>GOVERNOR'S ADDITIONAL CORE ADJUSTMENTS</b>									
Core Reduction	1892	6263	PS	(72.00)	0	(2,284,200)	0	(2,284,200)	Excess Authority Cut
<b>NET GOVERNOR CHANGES</b>				<b>(72.00)</b>	<b>0</b>	<b>(2,284,200)</b>	<b>0</b>	<b>(2,284,200)</b>	

**CORE RECONCILIATION DETAIL**

---

**DEPARTMENT OF SOCIAL SERVICES  
CHILD SUPPORT FIELD STAFF/OPS**

---

**5. CORE RECONCILIATION DETAIL**

---

	<b>Budget Class</b>	<b>FTE</b>	<b>GR</b>	<b>Federal</b>	<b>Other</b>	<b>Total</b>	<b>Explanation</b>
<b>GOVERNOR'S RECOMMENDED CORE</b>							
	PS	593.56	0	16,686,286	2,277,999	18,964,285	
	EE	0.00	2,533,904	5,704,713	764,073	9,002,690	
	PD	0.00	0	4,500	500	5,000	
	<b>Total</b>	<b>593.56</b>	<b>2,533,904</b>	<b>22,395,499</b>	<b>3,042,572</b>	<b>27,971,975</b>	

**DECISION ITEM DETAIL**

Budget Unit	FY 2015	FY 2015	FY 2016	FY 2016	FY 2017	FY 2017	FY 2017	FY 2017
Decision Item	ACTUAL	ACTUAL	BUDGET	BUDGET	DEPT REQ	DEPT REQ	GOV REC	GOV REC
Budget Object Class	DOLLAR	FTE	DOLLAR	FTE	DOLLAR	FTE	DOLLAR	FTE
<b>CHILD SUPPORT FIELD STAFF/OPS</b>								
<b>CORE</b>								
SR OFC SUPPORT ASST (CLERICAL)	0	0.00	14	0.00	0	0.00	0	0.00
ADMIN OFFICE SUPPORT ASSISTANT	145,864	4.85	152,956	5.18	152,956	5.18	152,956	5.18
OFFICE SUPPORT ASST (KEYBRD)	1,434,330	61.67	2,692,394	109.54	2,244,455	91.78	2,244,455	91.78
SR OFC SUPPORT ASST (KEYBRD)	548,695	21.18	628,908	24.00	628,908	24.00	628,908	24.00
TRAINING TECH II	150,468	3.59	80,394	2.00	80,394	2.00	80,394	2.00
MANAGEMENT ANALYSIS SPEC II	62,386	1.33	0	0.00	0	0.00	0	0.00
CASE ANALYST	132,832	3.91	175,972	5.00	175,972	5.00	175,972	5.00
PROGRAM DEVELOPMENT SPEC	304,641	7.00	0	0.00	0	0.00	0	0.00
CHILD SUPPORT SPECIALIST	14,575,748	469.68	15,730,747	500.00	13,685,070	434.35	11,400,870	362.35
CHILD SUPPORT ENFORCEMENT SPV	2,627,692	70.26	3,309,377	82.02	2,836,705	69.35	2,836,705	69.35
CHILD SUPPORT ENFORCEMENT ADM	43,254	1.00	43,301	1.00	43,301	1.00	43,301	1.00
CORRESPONDENCE & INFO SPEC I	117,750	3.33	33,234	1.00	33,234	1.00	33,234	1.00
MOTOR VEHICLE DRIVER	11,926	0.48	12,426	0.50	25,032	1.00	25,032	1.00
SOCIAL SERVICES MGR, BAND 1	951,685	21.56	863,231	20.00	728,676	16.90	728,676	16.90
SOCIAL SERVICES MNGR, BAND 2	177,714	2.68	183,862	4.00	183,862	4.00	183,862	4.00
DEPUTY DIVISION DIRECTOR	38,236	0.46	0	0.00	0	0.00	0	0.00
LEGAL COUNSEL	50,919	1.00	38,428	1.00	91,551	2.00	91,551	2.00
HEARINGS OFFICER	334,077	7.88	338,369	8.00	338,369	8.00	338,369	8.00
<b>TOTAL - PS</b>	<b>21,708,217</b>	<b>681.86</b>	<b>24,283,613</b>	<b>763.24</b>	<b>21,248,485</b>	<b>665.56</b>	<b>18,964,285</b>	<b>593.56</b>
TRAVEL, IN-STATE	10,160	0.00	35,591	0.00	10,160	0.00	10,160	0.00
SUPPLIES	1,816,180	0.00	1,515,510	0.00	1,816,180	0.00	1,816,180	0.00
PROFESSIONAL DEVELOPMENT	0	0.00	22,430	0.00	2,070	0.00	2,070	0.00
COMMUNICATION SERV & SUPP	620,414	0.00	725,000	0.00	620,414	0.00	620,414	0.00
PROFESSIONAL SERVICES	5,759,572	0.00	8,253,055	0.00	6,428,363	0.00	6,428,363	0.00
HOUSEKEEPING & JANITORIAL SERV	0	0.00	500	0.00	500	0.00	500	0.00
M&R SERVICES	71,635	0.00	71,169	0.00	71,635	0.00	71,635	0.00
OFFICE EQUIPMENT	24,038	0.00	35,156	0.00	24,038	0.00	24,038	0.00
OTHER EQUIPMENT	4,784	0.00	1,500	0.00	4,784	0.00	4,784	0.00
PROPERTY & IMPROVEMENTS	3,186	0.00	1,200	0.00	3,186	0.00	3,186	0.00
BUILDING LEASE PAYMENTS	107	0.00	30	0.00	100	0.00	100	0.00
EQUIPMENT RENTALS & LEASES	15,147	0.00	10,568	0.00	15,147	0.00	15,147	0.00

**DECISION ITEM DETAIL**

Budget Unit	FY 2015	FY 2015	FY 2016	FY 2016	FY 2017	FY 2017	FY 2017	FY 2017
Decision Item	ACTUAL	ACTUAL	BUDGET	BUDGET	DEPT REQ	DEPT REQ	GOV REC	GOV REC
Budget Object Class	DOLLAR	FTE	DOLLAR	FTE	DOLLAR	FTE	DOLLAR	FTE
<b>CHILD SUPPORT FIELD STAFF/OPS</b>								
<b>CORE</b>								
MISCELLANEOUS EXPENSES	6,113	0.00	5,867	0.00	6,113	0.00	6,113	0.00
TOTAL - EE	8,331,336	0.00	10,677,576	0.00	9,002,690	0.00	9,002,690	0.00
PROGRAM DISTRIBUTIONS	0	0.00	5,000	0.00	5,000	0.00	5,000	0.00
TOTAL - PD	0	0.00	5,000	0.00	5,000	0.00	5,000	0.00
<b>GRAND TOTAL</b>	<b>\$30,039,553</b>	<b>681.86</b>	<b>\$34,966,189</b>	<b>763.24</b>	<b>\$30,256,175</b>	<b>665.56</b>	<b>\$27,971,975</b>	<b>593.56</b>
GENERAL REVENUE	\$2,614,774	0.00	\$2,533,904	0.00	\$2,533,904	0.00	\$2,533,904	0.00
FEDERAL FUNDS	\$22,328,624	538.73	\$24,679,699	496.81	\$24,679,699	496.81	\$22,395,499	424.81
OTHER FUNDS	\$5,096,155	143.13	\$7,752,586	266.43	\$3,042,572	168.75	\$3,042,572	168.75

## PROGRAM DESCRIPTION

Department: Social Services

HB Section: 11.200

Program Name: Child Support Field Staff and Operations

Program is found in the following core budget(s): Child Support Field Staff and Operations

### 1. What does this program do?

The Family Support Division (FSD) promotes parental responsibility. Whenever a child receives support from a non-custodial parent, that child's need for MO HealthNet benefits or Temporary Assistance benefits may decrease. This appropriation provides for the salaries, communication costs and office expenses for front-line worker, supervisory and support staff to operate the 15 Child Support Field offices located across the state and central field support units.

The increasing number of single-parent households, the number of children living below the poverty level, and the changes in public assistance brought about by welfare reform have made the work by the FSD Child Support staff and its circuit clerk and prosecuting attorney partners more important today than ever before. Often child support is the safety net that helps prevent families from slipping further into poverty.

In Missouri, the Department of Social Services' FSD Child Support Program is charged with collecting financial support for children. The child support program is also charged with securing private health care coverage information, establishing and enforcing medical support obligations for children, and assisting with efforts to contain MO HealthNet costs by identifying possible third parties liable for medical costs. The program is administered from FSD's central office located in Jefferson City. The majority of case-carrying functions/responsibilities are carried out by state employees in FSD's field offices. An Office Manager manages each field office. One field office is a specialized intergovernmental unit where support is pursued for children who live in other states or countries, but whose non-custodial parents live in Missouri. This appropriation also funds a contracted call center; and contract for mail processing, case initiation, and document management functions.

#### Paternity Establishment

Establishing legal paternity for children born to a mother not married to the child's biological father is the first step in addressing the social and economic needs of children. FSD contracts with a genetic testing vendor to scientifically determine paternity. When paternity is presumed (for instance, the child was born of the marriage or genetic testing established a presumption), or legally established by court order or by affidavit signed by the parents, FSD may establish a child support order by using the administrative process. The resulting administrative order is filed with the circuit court, thereby becoming an order docketed by that court.

The goal of the program is to increase the percentage of children for whom paternity is established. Federal studies show that the best time for unmarried parents to acknowledge paternity of their newborn is at the hospital, immediately following the birth of the child. FSD has developed the In-Hospital Paternity Program (IHPP) at all of Missouri's birthing hospitals to provide hospital staff with comprehensive, on-site training, to assist them with offering new, unmarried parents the option of establishing paternity with the Affidavit Acknowledging Paternity. In SFY2015, 74,103 children were born in Missouri, of which 30,772 were born to mothers who were not married. Of those children born out of wedlock in Missouri, 20,759 had paternity established through the affidavit. In SFY2015, approximately 79% of all affidavits came directly from birthing hospitals.

If the alleged father does not cooperate with FSD in determining his paternity through genetic tests or affidavit, FSD must use judicial processes to establish paternity and obtain a child support order. FSD staff refer such cases to prosecuting attorneys throughout the state.

#### Order Establishment and Modification

Missouri uses an "income shares" model to calculate the amount of child support obligation to be paid in the establishment of an order and the modification of an existing order. The guidelines take into account special circumstances such as daycare, expenses, health insurance premiums, other children of the parents, and extraordinary needs of the child or the parents.

## PROGRAM DESCRIPTION

Department: Social Services

HB Section: 11.200

Program Name: Child Support Field Staff and Operations

Program is found in the following core budget(s): Child Support Field Staff and Operations

### Order Enforcement

Child Support staff enforce administrative and/or judicial support orders on over 300,000 cases. An obligor who fails to comply with his/her support order may be subject to a variety of enforcement actions. The division has statutory authority to enforce child support orders through income withholding, state and federal tax refund intercepts, passport denial, driver license suspension and liens on property/bank accounts. Enforcement tools utilized by the division resulted in over \$686 million in collections for FFY 2015. The program has historically increased its collections every year since the inception of the program in 1975. Collections from the child support program's enforcement actions have helped families to receive the support they are entitled to and to live better lives.

### Customer Service

Child Support experiences a high volume of customer inquiries. The call center manages child support customer inquiries from custodial and non-custodial parents with support orders. Centralized and privatized customer service creates efficiencies for the child support program by significantly increasing the amount of uninterrupted staff time devoted to collecting support and modifying support orders for families. Call center representatives provide callers with information on payments, debt balances, case status and child support processes, and also update the child support system with new information the callers provide. The call center is operational statewide and is managing approximately 65,500 calls per month.

FSD provides toll-free help lines for the general public. Assistance is available for employers Monday through Friday, 8 a.m. to 5 p.m. to answer questions and help with child support concerns and problems. FSD also has a website to assist the public in learning more about the division and the services available. Through this website, individuals may apply for child support services online; custodial parents can access an application to receive payments by direct deposit; and non-custodial parents can access an application for auto withdrawal of support payments. The FSD website also enables customers to access information regarding payments and balances.

### Mediation

The Family Support Division (FSD) contracts for mediation services for divorced or never married IV-D eligible parents to resolve parenting disputes cooperatively to reduce or eliminate potential emotional trauma to children due to parental conflict. Mediation services are designed to resolve issues relating to parenting time, custody, child support, transportation, health care coverage and health and safety of the children. However, only mediations discussing child support payments are eligible for the IV-D federal match. Clients are referred for mediation and only IV-D clients are eligible for these services.

### **2. What is the authorization for this program, i.e., federal or state statute, etc.? (Include the federal program number, if applicable.)**

State statute: RSMo. 454; RSMo. 210. Federal: US Code, Title 42, Chapter 7, Subchapter IV, Part D, Code of Federal Regulations, Title 45, Chapter III

### **3. Are there federal matching requirements? If yes, please explain.**

Yes. This program is funded by IV-D which requires a 34% state match.

### **4. Is this a federally mandated program? If yes, please explain.**

Yes. Public Law 93-647 (Title IV-D of the Social Security Act), Code of Federal Regulations, Title 45, Chapter III



**PROGRAM DESCRIPTION**

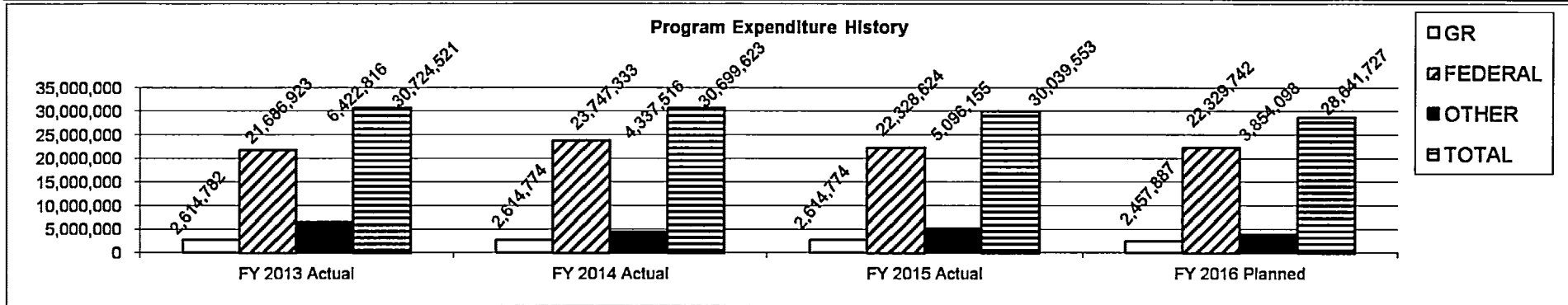
Department: Social Services

HB Section: 11.200

Program Name: Child Support Field Staff and Operations

Program is found in the following core budget(s): Child Support Field Staff and Operations

**5. Provide actual expenditures for the prior three fiscal years and planned expenditures for the current fiscal year.**

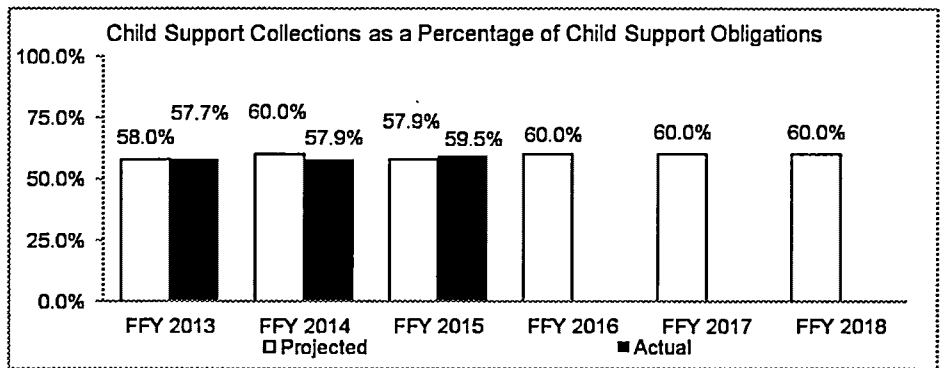
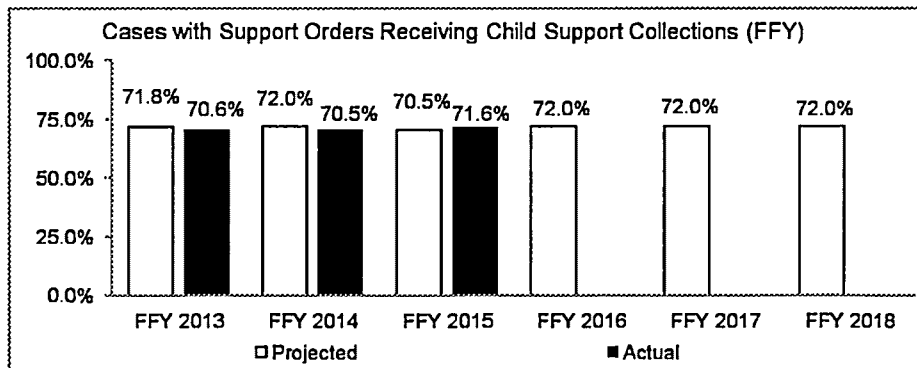


Planned FY 16 expenditures are net of reverted and reserve.

**6. What are the sources of the "Other " funds?**

Child Support Enforcement Collection Fund (0169)

**7a. Provide an effectiveness measure.**



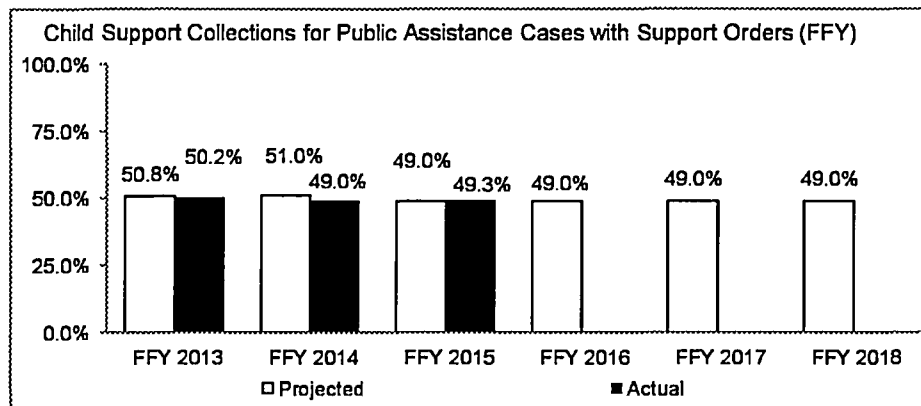
**PROGRAM DESCRIPTION**

**Department: Social Services**

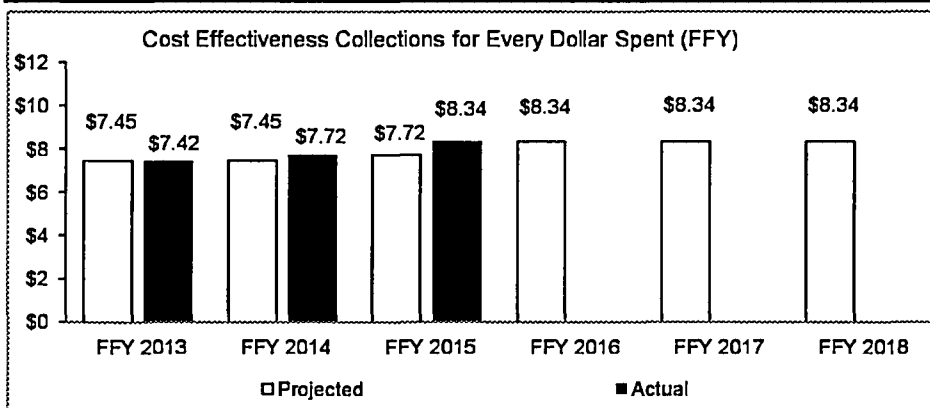
**HB Section: 11.200**

**Program Name: Child Support Field Staff and Operations**

**Program is found in the following core budget(s): Child Support Field Staff and Operations**



**7b. Provide an efficiency measure.**



FFY 15 actual will be available November, 2015.

**PROGRAM DESCRIPTION**

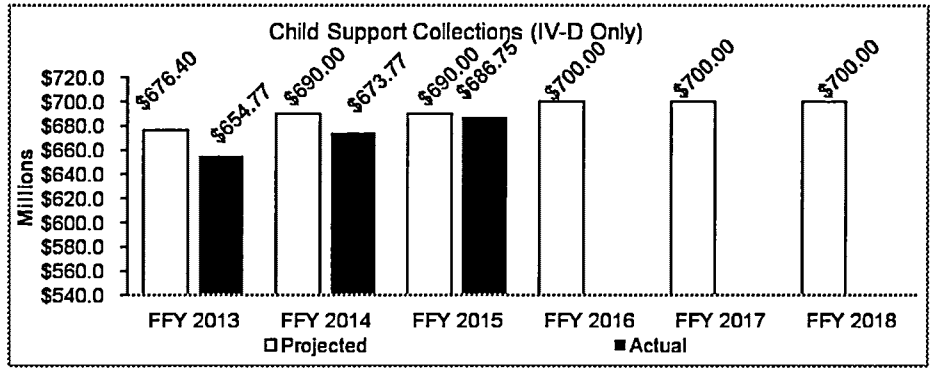
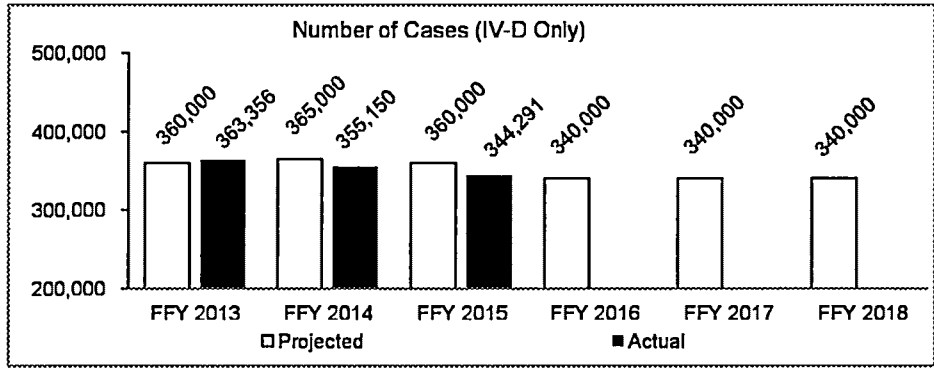
Department: Social Services

HB Section: 11.200

Program Name: Child Support Field Staff and Operations

Program is found in the following core budget(s): Child Support Field Staff and Operations

**7c. Provide the number of clients/individuals served, if applicable.**



**Mediation Clients Served**

FFY	Total No. of Clients Served	No. of Non-custodial Fathers	No. of Custodial Fathers	No. of Non-custodial Mothers	No. of Custodial Mothers	No. of Grand-parents & Legal Guardians	Total Number of Children in Common
2012	2,058	870	150	151	873	14	2,208
2013	2,186	922	167	167	922	8	1,527
2014	1,147	551	21	21	551	3	809
2015	746	337	36	36	337	0	535

**7d. Provide a customer satisfaction measure, if available.**

N/A



**DECISION ITEM SUMMARY**

Budget Unit									
Decision Item	FY 2015	FY 2015	FY 2016	FY 2016	FY 2017	FY 2017	FY 2017	FY 2017	FY 2017
Budget Object Summary	ACTUAL	ACTUAL	BUDGET	BUDGET	DEPT REQ	DEPT REQ	GOV REC	GOV REC	GOV REC
Fund	DOLLAR	FTE	DOLLAR	FTE	DOLLAR	FTE	DOLLAR	FTE	DOLLAR
<b>CSE REIMBURSEMENT TO COUNTIES</b>									
<b>CORE</b>									
EXPENSE & EQUIPMENT									
GENERAL REVENUE	0	0.00	31,554	0.00	0	0.00	0	0.00	0.00
DEPT OF SOC SERV FEDERAL & OTH	0	0.00	2,205,647	0.00	0	0.00	0	0.00	0.00
CHILD SUPPORT ENFORCEMENT FUND	0	0.00	610,424	0.00	0	0.00	0	0.00	0.00
TOTAL - EE	0	0.00	2,847,625	0.00	0	0.00	0	0.00	0.00
PROGRAM-SPECIFIC									
GENERAL REVENUE	1,899,012	0.00	1,808,725	0.00	1,840,279	0.00	1,840,279	0.00	0.00
DEPT OF SOC SERV FEDERAL & OTH	14,886,582	0.00	12,680,935	0.00	14,886,582	0.00	14,886,582	0.00	0.00
CHILD SUPPORT ENFORCEMENT FUND	213,122	0.00	190,000	0.00	400,212	0.00	400,212	0.00	0.00
TOTAL - PD	16,998,716	0.00	14,679,660	0.00	17,127,073	0.00	17,127,073	0.00	0.00
<b>TOTAL</b>	<b>16,998,716</b>	<b>0.00</b>	<b>17,527,285</b>	<b>0.00</b>	<b>17,127,073</b>	<b>0.00</b>	<b>17,127,073</b>	<b>0.00</b>	<b>0.00</b>
<b>CSEC GR pickup - 1886029</b>									
PROGRAM-SPECIFIC									
GENERAL REVENUE	0	0.00	0	0.00	400,212	0.00	400,212	0.00	0.00
TOTAL - PD	0	0.00	0	0.00	400,212	0.00	400,212	0.00	0.00
<b>TOTAL</b>	<b>0</b>	<b>0.00</b>	<b>0</b>	<b>0.00</b>	<b>400,212</b>	<b>0.00</b>	<b>400,212</b>	<b>0.00</b>	<b>0.00</b>
<b>GRAND TOTAL</b>	<b>\$16,998,716</b>	<b>0.00</b>	<b>\$17,527,285</b>	<b>0.00</b>	<b>\$17,527,285</b>	<b>0.00</b>	<b>\$17,527,285</b>	<b>0.00</b>	<b>0.00</b>

**CORE DECISION ITEM**

**Department: Social Services**  
**Division: Family Support**  
**Core: Child Support Reimbursement to Counties**

**Budget Unit: 89020C**  
**HB Section: 11.205**

**1. CORE FINANCIAL SUMMARY**

FY 2017 Budget Request					FY 2017 Governor's Recommendation				
	GR	Federal	Other	Total		GR	Federal	Other	Total
PS					PS				
EE					EE				
PSD	1,840,279	14,886,582	400,212	17,127,073	PSD	1,840,279	14,886,582	400,212	17,127,073
TRF					TRF				
<b>Total</b>	<b>1,840,279</b>	<b>14,886,582</b>	<b>400,212</b>	<b>17,127,073</b>	<b>Total</b>	<b>1,840,279</b>	<b>14,886,582</b>	<b>400,212</b>	<b>17,127,073</b>
<b>FTE</b>				<b>0.00</b>	<b>FTE</b>				<b>0.00</b>

<b>Est. Fringe</b>	0	0	0	0
--------------------	---	---	---	---

*Note: Fringes budgeted in House Bill 5 except for certain fringes budgeted directly to MoDOT, Highway Patrol, and Conservation.*

<b>Est. Fringe</b>	0	0	0	0
--------------------	---	---	---	---

*Note: Fringes budgeted in House Bill 5 except for certain fringes budgeted directly to MoDOT, Highway Patrol, and Conservation.*

Other Funds: Child Support Enforcement Collections (0169)

Other Funds: Child Support Enforcement Collections (0169)

**2. CORE DESCRIPTION**

The partnerships between county governments and the Family Support Division (FSD) enhance the child support services provided by the state. This core provides reimbursement to the counties and the City of St. Louis for child support related expenses. In addition to the IV-D federal match on state funds, this core is also funded with non-matchable incentive payments.

**3. PROGRAM LISTING (list programs included in this core funding)**

Child Support Reimbursement to Counties

**CORE DECISION ITEM**

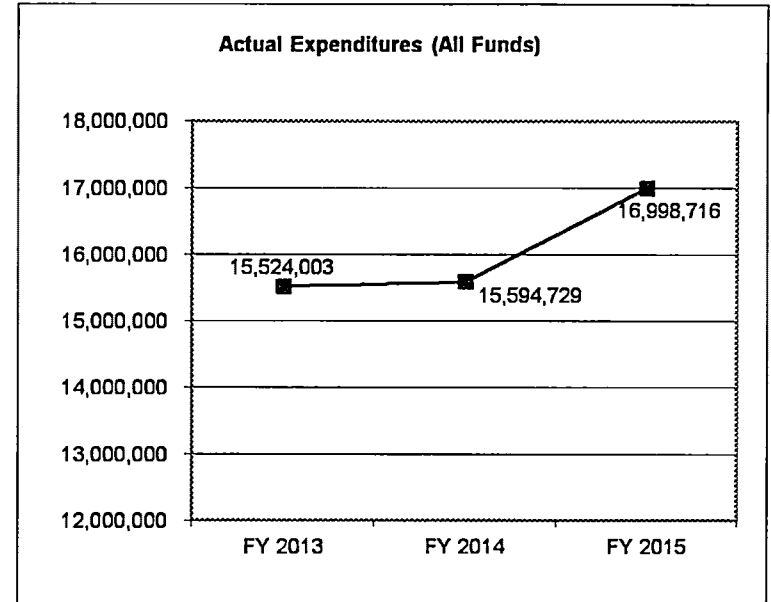
**Department: Social Services**  
**Division: Family Support**  
**Core: Child Support Reimbursement to Counties**

**Budget Unit: 89020C**

**HB Section: 11.205**

**4. FINANCIAL HISTORY**

	<b>FY 2013 Actual</b>	<b>FY 2014 Actual</b>	<b>FY 2015 Actual</b>	<b>FY 2016 Current Yr.</b>
Appropriation (All Funds)	18,107,750	18,107,750	17,644,750	17,527,285
Less Reverted (All Funds)	(58,732)	(58,732)	(58,732)	N/A
Less Reverted (All Funds)	0	0	0	N/A
Budget Authority (All Funds)	18,049,018	18,049,018	17,586,018	N/A
Actual Expenditures (All Funds)	15,524,003	15,594,729	16,998,716	N/A
Unexpended (All Funds)	2,525,015	2,454,289	587,302	N/A
Unexpended, by Fund:				
General Revenue	0	0	0	N/A
Federal	1,261,591	1,190,865	0	N/A
Other	1,263,424	1,263,424	587,302	N/A
	(1)	(2)	(3)	(4)



Reverted includes the statutory three- percent reserve (when applicable).  
 Restricted includes any Governor's Expenditure Restriction (when applicable).

**NOTES:**

- (1) FY2013 - Core reduction of \$492,250
- (2) FY2014 - Approximately \$2.2 million was placed in reserve due to empty authority.
- (3) FY2015 - Core reduction of \$463,000 excess CSEC funds empty authority.
- (4) FY2016- Core reduction of \$117,456 GR.

**CORE RECONCILIATION DETAIL**

**DEPARTMENT OF SOCIAL SERVICES  
CSE REIMBURSEMENT TO COUNTIES**

**5. CORE RECONCILIATION DETAIL**

			Budget Class	FTE	GR	Federal	Other	Total	Explanation
<b>TAFP AFTER VETOES</b>									
			EE	0.00	31,554	2,205,647	610,424	2,847,625	
			PD	0.00	1,808,725	12,680,935	190,000	14,679,660	
			<b>Total</b>	<b>0.00</b>	<b>1,840,279</b>	<b>14,886,582</b>	<b>800,424</b>	<b>17,527,285</b>	
<b>DEPARTMENT CORE ADJUSTMENTS</b>									
Core Reduction	530	2325	PD	0.00	0	0	(400,212)	(400,212)	Core reduction of CSEC with corresponding GR pickup NDI
Core Reallocation	577	3689	EE	0.00	(31,554)	0	0	(31,554)	
Core Reallocation	577	7548	EE	0.00	0	(2,205,647)	0	(2,205,647)	
Core Reallocation	577	2325	EE	0.00	0	0	(610,424)	(610,424)	
Core Reallocation	577	3689	PD	0.00	31,554	0	0	31,554	
Core Reallocation	577	7548	PD	0.00	0	2,205,647	0	2,205,647	
Core Reallocation	577	2325	PD	0.00	0	0	610,424	610,424	
			<b>NET DEPARTMENT CHANGES</b>	<b>0.00</b>	<b>0</b>	<b>0</b>	<b>(400,212)</b>	<b>(400,212)</b>	
<b>DEPARTMENT CORE REQUEST</b>									
			EE	0.00	0	0	0	0	
			PD	0.00	1,840,279	14,886,582	400,212	17,127,073	
			<b>Total</b>	<b>0.00</b>	<b>1,840,279</b>	<b>14,886,582</b>	<b>400,212</b>	<b>17,127,073</b>	
<b>GOVERNOR'S RECOMMENDED CORE</b>									
			EE	0.00	0	0	0	0	
			PD	0.00	1,840,279	14,886,582	400,212	17,127,073	
			<b>Total</b>	<b>0.00</b>	<b>1,840,279</b>	<b>14,886,582</b>	<b>400,212</b>	<b>17,127,073</b>	



**DECISION ITEM DETAIL**

Budget Unit	FY 2015	FY 2015	FY 2016	FY 2016	FY 2017	FY 2017	FY 2017	FY 2017
Decision Item	ACTUAL	ACTUAL	BUDGET	BUDGET	DEPT REQ	DEPT REQ	GOV REC	GOV REC
Budget Object Class	DOLLAR	FTE	DOLLAR	FTE	DOLLAR	FTE	DOLLAR	FTE
<b>CSE REIMBURSEMENT TO COUNTIES</b>								
<b>CORE</b>								
PROFESSIONAL SERVICES	0	0.00	2,847,625	0.00	0	0.00	0	0.00
<b>TOTAL - EE</b>	<b>0</b>	<b>0.00</b>	<b>2,847,625</b>	<b>0.00</b>	<b>0</b>	<b>0.00</b>	<b>0</b>	<b>0.00</b>
PROGRAM DISTRIBUTIONS	16,998,716	0.00	14,679,660	0.00	17,127,073	0.00	17,127,073	0.00
<b>TOTAL - PD</b>	<b>16,998,716</b>	<b>0.00</b>	<b>14,679,660</b>	<b>0.00</b>	<b>17,127,073</b>	<b>0.00</b>	<b>17,127,073</b>	<b>0.00</b>
<b>GRAND TOTAL</b>	<b>\$16,998,716</b>	<b>0.00</b>	<b>\$17,527,285</b>	<b>0.00</b>	<b>\$17,127,073</b>	<b>0.00</b>	<b>\$17,127,073</b>	<b>0.00</b>
GENERAL REVENUE	\$1,899,012	0.00	\$1,840,279	0.00	\$1,840,279	0.00	\$1,840,279	0.00
FEDERAL FUNDS	\$14,886,582	0.00	\$14,886,582	0.00	\$14,886,582	0.00	\$14,886,582	0.00
OTHER FUNDS	\$213,122	0.00	\$800,424	0.00	\$400,212	0.00	\$400,212	0.00

**PROGRAM DESCRIPTION**

**Department: Social Services**

**HB Section:**

**11.205**

**Program Name: Child Support Reimbursement to Counties**

**Program is found in the following core budget(s): Child Support Reimbursement to Counties**

**1. What does this program do?**

The Family Support Division (FSD) partners with county government Prosecuting Attorney and Circuit Clerk Offices to increase the quantity and the quality of child support services provided to families. All counties have entered into cooperative agreements with FSD to assist in executing child support services. The State of Missouri must provide services to any child of an individual who applies for child support services, and when requested, individuals not residing within the state must receive the same child support services as individuals residing within the state. FSD delivers child support services, to the extent possible, using administrative processes under the authorities granted in Chapter 454, RSMo. When administrative remedies are exhausted without successful outcomes or when administrative processes are not appropriate in the delivery of child support services, the division requests the assistance of prosecuting attorneys. Prosecuting attorney staff assist the Division by using judicial processes to establish paternity, establish support orders, prosecute and otherwise enforce support orders. In FY 15, 12,685 cases were referred to prosecuting attorneys. Circuit Clerk staff assist the Division by utilizing the Missouri Automated Child Support System (MACSS) to accept or add administrative and judicial orders on all child support and/or spousal support cases as well as receiving and filing other administrative actions with the court and providing certified copies of required documents to the Division.

**2. What is the authorization for this program, i.e., federal or state statute, etc.? (Include the federal program number, if applicable.)**

State statute: RSMo. 454.405; RSMo. 210; 45 CFR Chapter III; 45 CFR Chapter 302.34

**3. Are there federal matching requirements? If yes, please explain.**

Yes. This program is partially funded by IV-D which requires a 34% state match.

**4. Is this a federally mandated program? If yes, please explain.**

Yes. 45 CFR 302.34 addresses cooperative agreements.

**PROGRAM DESCRIPTION**

Department: Social Services

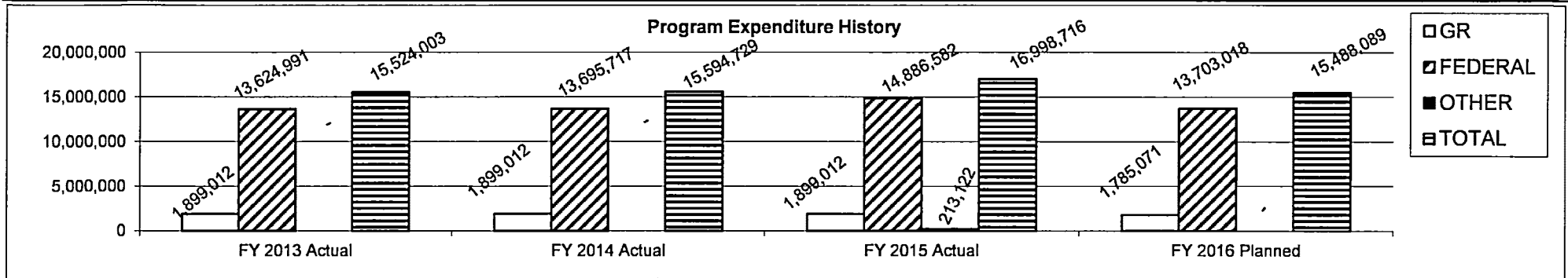
HB Section:

11.205

Program Name: Child Support Reimbursement to Counties

Program is found in the following core budget(s): Child Support Reimbursement to Counties

**5. Provide actual expenditures for the prior three fiscal years and planned expenditures for the current fiscal year.**



Planned FY 2016 expenditures are net of reverted and reserve.

**6. What are the sources of the "Other " funds?**

Child Support Enforcement Collections Fund (0169)

**7a. Provide an effectiveness measure.**

**Orders Obtained by PA Offices**

SFY	Projected	Actual
2013	*	3,095
2014	3,100	3,252
2015	3,300	2,949
2016	3,100	
2017	3,100	
2018	3,100	

**Paternities Established by PA Offices**

SFY	Projected Establishments	Actual Establishments
2013	*	1,712
2014	2,000	1,642
2015	1,600	1,713
2016	1,700	
2017	1,700	
2018	1,700	

**PROGRAM DESCRIPTION**

**Department: Social Services**

**HB Section:**

**11.205**

**Program Name: Child Support Reimbursement to Counties**

**Program is found in the following core budget(s): Child Support Reimbursement to Counties**

**PA Criminal Non-Support Cases**

SFY	Projected Charges	Actual Charges	Projected Convictions	Actual Convictions
2013	*	5,493	*	3,940
2014	5,500	4,951	3850	3,645
2015	4,900	4,729	3,600	3,156
2016	4,800		3,400	
2017	4,800		3,400	
2018	4,800		3,400	

\*New Measures therefore no projections for 2013

**7b. Provide an efficiency measure.**

N/A

**7c. Provide the number of clients/individuals served, if applicable.**

**Distributed Collections on Referred PA Cases  
(subset of total FSD collections)**

SFY	Projected	Actual
2013	*	\$40,809,673
2014	\$38,760,000	\$42,772,465
2015	\$42,000,000	\$42,088,348
2016	\$42,000,000	
2017	\$42,000,000	
2018	\$42,000,000	

\*New Measures therefore no projections for 2013

Note: 2013 actuals were updated to reflect more accurate data available.

**Referrals to PA Offices**

SFY	Projected	Actual
2013	25,000	18,125
2014	18,000	13,827
2015	14,000	12,685
2016	14,000	
2017	14,000	
2018	14,000	

**7d. Provide a customer satisfaction measure, if available.**

N/A



**DECISION ITEM SUMMARY**

Budget Unit	FY 2015	FY 2015	FY 2016	FY 2016	FY 2017	FY 2017	FY 2017	FY 2017
Decision Item	ACTUAL	ACTUAL	BUDGET	BUDGET	DEPT REQ	DEPT REQ	GOV REC	GOV REC
Budget Object Summary	DOLLAR	FTE	DOLLAR	FTE	DOLLAR	FTE	DOLLAR	FTE
Fund								
<b>DISTRIBUTION PASS THROUGH</b>								
<b>CORE</b>								
PROGRAM-SPECIFIC								
DEPT OF SOC SERV FEDERAL & OTH	43,766,679	0.00	86,500,000	0.00	86,500,000	0.00	86,500,000	0.00
DEBT OFFSET ESCROW	3,603,002	0.00	9,000,000	0.00	9,000,000	0.00	9,000,000	0.00
TOTAL - PD	47,369,681	0.00	95,500,000	0.00	95,500,000	0.00	95,500,000	0.00
<b>TOTAL</b>	<b>47,369,681</b>	<b>0.00</b>	<b>95,500,000</b>	<b>0.00</b>	<b>95,500,000</b>	<b>0.00</b>	<b>95,500,000</b>	<b>0.00</b>
<b>GRAND TOTAL</b>	<b>\$47,369,681</b>	<b>0.00</b>	<b>\$95,500,000</b>	<b>0.00</b>	<b>\$95,500,000</b>	<b>0.00</b>	<b>\$95,500,000</b>	<b>0.00</b>

**CORE DECISION ITEM**

Department: Social Services  
 Division: Family Support  
 Core: Distribution Pass Through

Budget Unit: 89025C  
 HB Section: 11.210

**1. CORE FINANCIAL SUMMARY**

	FY 2017 Budget Request			
	GR	Federal	Other	Total
PS				
EE				
PSD		86,500,000	9,000,000	95,500,000
TRF				
<b>Total</b>		<b>86,500,000</b>	<b>9,000,000</b>	<b>95,500,000</b>
<b>FTE</b>				<b>0.00</b>

	FY 2017 Governor's Recommendation			
	GR	Federal	Other	Total
PS				
EE				
PSD		86,500,000	9,000,000	95,500,000
TRF				
<b>Total</b>		<b>86,500,000</b>	<b>9,000,000</b>	<b>95,500,000</b>
<b>FTE</b>				<b>0.00</b>

<i>Est. Fringe</i>	0	0	0	0
--------------------	---	---	---	---

*Note: Fringes budgeted in House Bill 5 except for certain fringes budgeted directly to MoDOT, Highway Patrol, and Conservation.*

<i>Est. Fringe</i>	0	0	0	0
--------------------	---	---	---	---

*Note: Fringes budgeted in House Bill 5 except for certain fringes budgeted directly to MoDOT, Highway Patrol, and Conservation.*

Other Funds: Debt Offset Escrow Fund (0753)

Other Funds: Debt Offset Escrow Fund (0753)

**2. CORE DESCRIPTION**

This core provides a mechanism for DSS to manage certain types of collections and support payments to families and other payees.

**3. PROGRAM LISTING (list programs included in this core funding)**

Distribution Pass Through

**CORE DECISION ITEM**

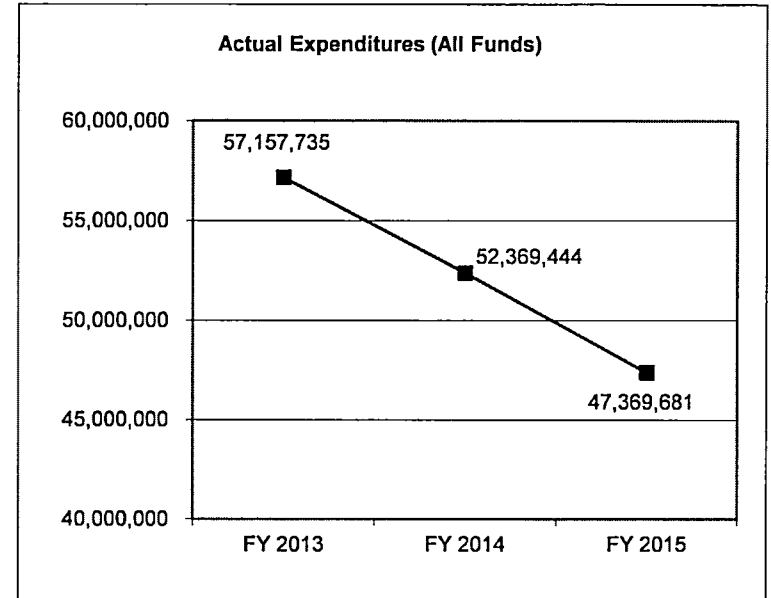
**Department: Social Services**  
**Division: Family Support**  
**Core: Distribution Pass Through**

**Budget Unit: 89025C**

**HB Section: 11.210**

**4. FINANCIAL HISTORY**

	<b>FY 2013 Actual</b>	<b>FY 2014 Actual</b>	<b>FY 2015 Actual</b>	<b>FY 2016 Current Yr.</b>
Appropriation (All Funds)	95,500,000	95,500,000	95,500,000	95,500,000
Less Reverted (All Funds)	0	0	0	N/A
Less Restricted (All Funds)	0	0	0	N/A
Budget Authority (All Funds)	95,500,000	95,500,000	95,500,000	N/A
Actual Expenditures (All Funds)	57,157,735	52,369,444	47,369,681	N/A
Unexpended (All Funds)	38,342,265	43,130,556	48,130,319	N/A
Unexpended, by Fund:				
General Revenue	0	0	0	N/A
Federal	32,882,134	37,412,235	42,733,321	N/A
Other	5,460,131	5,718,321	5,396,998	N/A
	(1)			



Reverted includes the statutory three- percent reserve (when applicable).  
 Restricted includes any Governor's Expenditure Restriction (when applicable).

**NOTES:**

(1) FY2013 - Increase of additional authority due to elimination of "E".



**CORE RECONCILIATION DETAIL**

---

**DEPARTMENT OF SOCIAL SERVICES  
DISTRIBUTION PASS THROUGH**

**5. CORE RECONCILIATION DETAIL**

---

	<b>Budget Class</b>	<b>FTE</b>	<b>GR</b>	<b>Federal</b>	<b>Other</b>	<b>Total</b>	<b>Explanation</b>
<b>TAFP AFTER VETOES</b>							
	PD	0.00	0	86,500,000	9,000,000	95,500,000	
	<b>Total</b>	<b>0.00</b>	<b>0</b>	<b>86,500,000</b>	<b>9,000,000</b>	<b>95,500,000</b>	
<b>DEPARTMENT CORE REQUEST</b>							
	PD	0.00	0	86,500,000	9,000,000	95,500,000	
	<b>Total</b>	<b>0.00</b>	<b>0</b>	<b>86,500,000</b>	<b>9,000,000</b>	<b>95,500,000</b>	
<b>GOVERNOR'S RECOMMENDED CORE</b>							
	PD	0.00	0	86,500,000	9,000,000	95,500,000	
	<b>Total</b>	<b>0.00</b>	<b>0</b>	<b>86,500,000</b>	<b>9,000,000</b>	<b>95,500,000</b>	

**DECISION ITEM DETAIL**

Budget Unit	FY 2015	FY 2015	FY 2016	FY 2016	FY 2017	FY 2017	FY 2017	FY 2017
Decision Item	ACTUAL	ACTUAL	BUDGET	BUDGET	DEPT REQ	DEPT REQ	GOV REC	GOV REC
Budget Object Class	DOLLAR	FTE	DOLLAR	FTE	DOLLAR	FTE	DOLLAR	FTE
<b>DISTRIBUTION PASS THROUGH</b>								
<b>CORE</b>								
PROGRAM DISTRIBUTIONS	47,369,681	0.00	95,500,000	0.00	95,500,000	0.00	95,500,000	0.00
TOTAL - PD	47,369,681	0.00	95,500,000	0.00	95,500,000	0.00	95,500,000	0.00
<b>GRAND TOTAL</b>	<b>\$47,369,681</b>	<b>0.00</b>	<b>\$95,500,000</b>	<b>0.00</b>	<b>\$95,500,000</b>	<b>0.00</b>	<b>\$95,500,000</b>	<b>0.00</b>
GENERAL REVENUE	\$0	0.00	\$0	0.00	\$0	0.00	\$0	0.00
FEDERAL FUNDS	\$43,766,679	0.00	\$86,500,000	0.00	\$86,500,000	0.00	\$86,500,000	0.00
OTHER FUNDS	\$3,603,002	0.00	\$9,000,000	0.00	\$9,000,000	0.00	\$9,000,000	0.00

**PROGRAM DESCRIPTION**

**Department: Social Services**

**HB Section: 11.210**

**Program Name: Distribution Pass Through**

**Program is found in the following core budget(s): Distribution Pass Through**

**1. What does this program do?**

Provides a mechanism for the Department of Social Services (DSS) to manage certain types of collections and support payments to families and other payees.

Examples of payments for which this mechanism is used include:

- Disbursement of erroneously intercepted federal income tax refunds back to the non-custodial parent or non-custodial parent's current spouse; and
- Disbursement of federal tax monies and unemployment compensation benefits collected by DSS on behalf of families due child support.

In addition to payments from federal funds, this program provides for payments from the State's Debt Offset Escrow fund. The Family Support Division (FSD) identifies delinquent child support cases meeting certain criteria for intercept of non-custodial parents' state tax refunds and certifies the arrears owed. Occasionally, case scenarios change after the arrears are certified, or there is an error in identification, or in the calculation of the amount of arrears owed. The Debt Offset Escrow fund serves to distribute any state tax intercepts due families and to return erroneously intercepted state income tax refunds to the appropriate party.

**2. What is the authorization for this program, i.e., federal or state statute, etc.? (Include the federal program number, if applicable.)**

State statute: RSMo. 143.783, 143.784, 454.400

**3. Are there federal matching requirements? If yes, please explain.**

No.

**4. Is this a federally mandated program? If yes, please explain.**

Yes, 45 CFR 303.72 applicable to return of federal offset and 45 CFR 303.102 for the Debt Offset Escrow.

**PROGRAM DESCRIPTION**

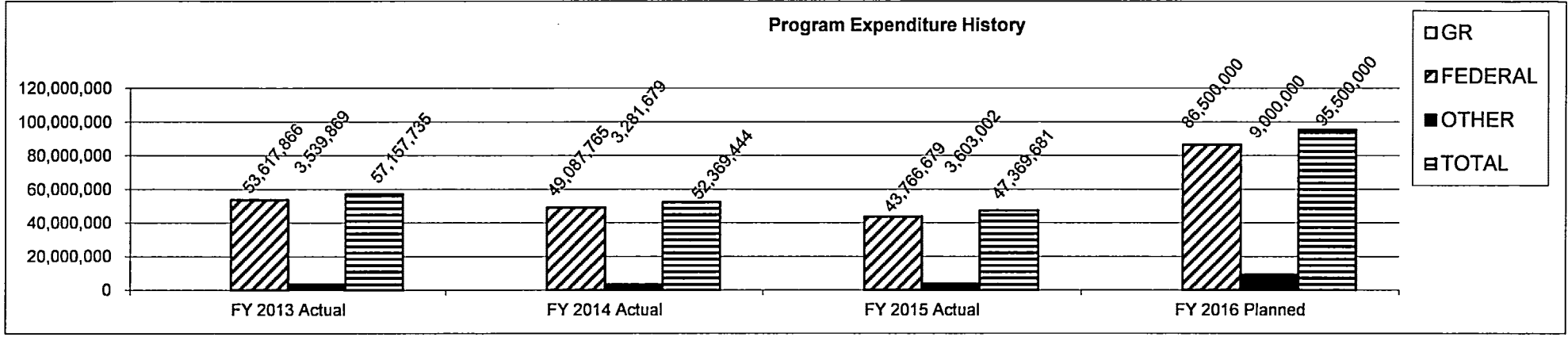
Department: Social Services

HB Section: 11.210

Program Name: Distribution Pass Through

Program is found in the following core budget(s): Distribution Pass Through

**5. Provide actual expenditures for the prior three fiscal years and planned expenditures for the current fiscal year.**



**6. What are the sources of the "Other " funds?**

Debt Offset Escrow (0753)

**7a. Provide an effectiveness measure.**

This operational appropriation is a pass through funding source. Effectiveness measures are not applicable.

**7b. Provide an efficiency measure.**

This operational appropriation is a pass through funding source. Efficiency measures are not applicable.

**7c. Provide the number of clients/individuals served, if applicable.**

This operational appropriation is a pass through funding source. Clients served are not applicable.

**7d. Provide a customer satisfaction measure, if available.**

N/A



**DECISION ITEM SUMMARY**

Budget Unit	FY 2015	FY 2015	FY 2016	FY 2016	FY 2017	FY 2017	FY 2017	FY 2017
Decision Item	ACTUAL	ACTUAL	BUDGET	BUDGET	DEPT REQ	DEPT REQ	GOV REC	GOV REC
Budget Object Summary	DOLLAR	FTE	DOLLAR	FTE	DOLLAR	FTE	DOLLAR	FTE
Fund								
<b>CSE DEBT OFFSET ESCROW TRF</b>								
<b>CORE</b>								
FUND TRANSFERS								
DEBT OFFSET ESCROW	526,970	0.00	1,200,000	0.00	1,200,000	0.00	1,200,000	0.00
TOTAL - TRF	526,970	0.00	1,200,000	0.00	1,200,000	0.00	1,200,000	0.00
<b>TOTAL</b>	<b>526,970</b>	<b>0.00</b>	<b>1,200,000</b>	<b>0.00</b>	<b>1,200,000</b>	<b>0.00</b>	<b>1,200,000</b>	<b>0.00</b>
<b>GRAND TOTAL</b>	<b>\$526,970</b>	<b>0.00</b>	<b>\$1,200,000</b>	<b>0.00</b>	<b>\$1,200,000</b>	<b>0.00</b>	<b>\$1,200,000</b>	<b>0.00</b>

**CORE DECISION ITEM**

**Department:** Social Services  
**Division:** Family Support  
**Core:** Debt Offset Escrow Transfer

**Budget Unit:** 89035C  
**HB Section:** 11.215

**1. CORE FINANCIAL SUMMARY**

	FY 2017 Budget Request			
	GR	Federal	Other	Total
PS				
EE				
PSD				
TRF			1,200,000	1,200,000
<b>Total</b>	<b>0</b>	<b>0</b>	<b>1,200,000</b>	<b>1,200,000</b>
<b>FTE</b>				<b>0.00</b>

	FY 2017 Governor's Recommendation			
	GR	Federal	Other	Total
PS				
EE				
PSD				
TRF			1,200,000	1,200,000
<b>Total</b>			<b>1,200,000</b>	<b>1,200,000</b>
<b>FTE</b>				<b>0.00</b>

<i>Est. Fringe</i>	0	0	0	0
<i>Note: Fringes budgeted in House Bill 5 except for certain fringes budgeted directly to MoDOT, Highway Patrol, and Conservation.</i>				

<i>Est. Fringe</i>	0	0	0	0
<i>Note: Fringes budgeted in House Bill 5 except for certain fringes budgeted directly to MoDOT, Highway Patrol, and Conservation.</i>				

Other Funds: Debt Offset Escrow Fund (0753)

Other Funds: Debt Offset Escrow Fund (0753)

**2. CORE DESCRIPTION**

Transfers funds from the Debt Offset Escrow Fund to the DSS Federal and Other Fund (0610) and/or the Child Support Enforcement Fund (0169).

**3. PROGRAM LISTING (list programs included in this core funding)**

Debt Offset Escrow Fund

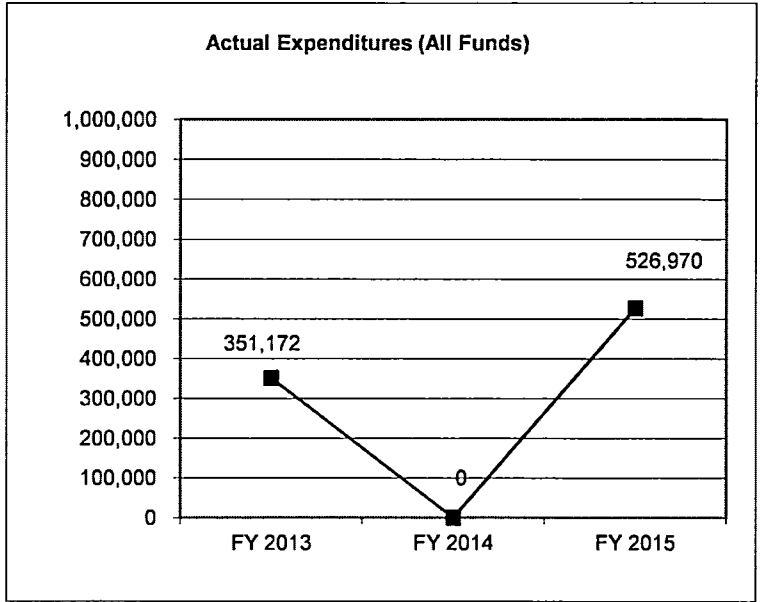
**CORE DECISION ITEM**

**Department:** Social Services  
**Division:** Family Support  
**Core:** Debt Offset Escrow Transfer

**Budget Unit:** 89035C  
**HB Section:** 11.215

**4. FINANCIAL HISTORY**

	FY 2013 Actual	FY 2014 Actual	FY 2015 Current Yr.	FY 2016 Current Yr.
Appropriation (All Funds)	700,000	1,200,000	1,200,000	1,200,000
Less Reverted (All Funds)	0	0	0	N/A
Less Restricted (All Funds)	0	0	0	N/A
Budget Authority (All Funds)	700,000	1,200,000	1,200,000	N/A
Actual Expenditures (All Funds)	351,172	0	526,970	N/A
Unexpended (All Funds)	348,828	1,200,000	673,030	N/A
Unexpended, by Fund:				
General Revenue	0	0	0	N/A
Federal	0	0	0	N/A
Other	348,828	1,200,000	673,030	N/A
		<b>(1)</b>		



Reverted includes the statutory three- percent reserve (when applicable).  
 Restricted includes any Governor's Expenditure Restriction (when applicable).

**NOTES:**

**(1)** FY2014 - Core increase of \$500,000 due to increased authority.



**CORE RECONCILIATION DETAIL**

DEPARTMENT OF SOCIAL SERVICES  
CSE DEBT OFFSET ESCROW TRF

**5. CORE RECONCILIATION DETAIL**

	<b>Budget Class</b>	<b>FTE</b>	<b>GR</b>	<b>Federal</b>	<b>Other</b>	<b>Total</b>	<b>Explanation</b>
<b>TAFP AFTER VETOES</b>							
	TRF	0.00	0	0	1,200,000	1,200,000	
	<b>Total</b>	<b>0.00</b>	<b>0</b>	<b>0</b>	<b>1,200,000</b>	<b>1,200,000</b>	
<b>DEPARTMENT CORE REQUEST</b>							
	TRF	0.00	0	0	1,200,000	1,200,000	
	<b>Total</b>	<b>0.00</b>	<b>0</b>	<b>0</b>	<b>1,200,000</b>	<b>1,200,000</b>	
<b>GOVERNOR'S RECOMMENDED CORE</b>							
	TRF	0.00	0	0	1,200,000	1,200,000	
	<b>Total</b>	<b>0.00</b>	<b>0</b>	<b>0</b>	<b>1,200,000</b>	<b>1,200,000</b>	

**DECISION ITEM DETAIL**

Budget Unit	FY 2015	FY 2015	FY 2016	FY 2016	FY 2017	FY 2017	FY 2017	FY 2017
Decision Item	ACTUAL	ACTUAL	BUDGET	BUDGET	DEPT REQ	DEPT REQ	GOV REC	GOV REC
Budget Object Class	DOLLAR	FTE	DOLLAR	FTE	DOLLAR	FTE	DOLLAR	FTE
<b>CSE DEBT OFFSET ESCROW TRF</b>								
<b>CORE</b>								
TRANSFERS OUT	526,970	0.00	1,200,000	0.00	1,200,000	0.00	1,200,000	0.00
TOTAL - TRF	526,970	0.00	1,200,000	0.00	1,200,000	0.00	1,200,000	0.00
<b>GRAND TOTAL</b>	<b>\$526,970</b>	<b>0.00</b>	<b>\$1,200,000</b>	<b>0.00</b>	<b>\$1,200,000</b>	<b>0.00</b>	<b>\$1,200,000</b>	<b>0.00</b>
GENERAL REVENUE	\$0	0.00	\$0	0.00	\$0	0.00	\$0	0.00
FEDERAL FUNDS	\$0	0.00	\$0	0.00	\$0	0.00	\$0	0.00
OTHER FUNDS	\$526,970	0.00	\$1,200,000	0.00	\$1,200,000	0.00	\$1,200,000	0.00

**PROGRAM DESCRIPTION**

**Department: Social Services**

**HB Section: 11.215**

**Program Name: Debt Offset Transfer**

**Program is found in the following core budget(s): Debt Offset Transfer**

**1. What does this program do?**

This appropriation transfers funds from the Debt Offset Escrow Fund to the DSS Federal and Other Fund (0610) and/or the Child Support Enforcement Fund (0169). The Debt Offset Escrow fund serves to distribute any state tax intercepts due families and to return erroneously intercepted state income tax refunds to the appropriate party. After this is accomplished through the Distribution Pass Through appropriation there is a portion of funds remaining that are to be retained by the State and Federal Government. The purpose of this section is to transfer the portion of funds that are to be retained by the State and Federal Government to the 0610 fund for the Federal portion and 0169 for the State portion.

**2. What is the authorization for this program, i.e., federal or state statute, etc.? (Include the federal program number, if applicable.)**

N/A


**3. Are there federal matching requirements? If yes, please explain.**

No.

**4. Is this a federally mandated program? If yes, please explain.**

No.

**5. Provide actual expenditures for the prior three fiscal years and planned expenditures for the current fiscal year.**



**PROGRAM DESCRIPTION**

**Department: Social Services**

**HB Section: 11.215**

**Program Name: Debt Offset Transfer**

**Program is found in the following core budget(s): Debt Offset Transfer**

**6. What are the sources of the "Other " funds?**

Debt Offset Escrow (0753)

**7a. Provide an effectiveness measure.**

N/A

**7b. Provide an efficiency measure.**

N/A

**7c. Provide the number of clients/individuals served, if applicable.**

N/A

**7d. Provide a customer satisfaction measure, if available.**

N/A