



Governor's Recommendation Fiscal Year 2017

Mike Downing, Director

573/751-4770

Book 2

**DEPARTMENT OF ECONOMIC DEVELOPMENT
FY 2017 BUDGET**

**TABLE OF CONTENTS
BOOK 1**

Transmittal Letter

Overview Information

Department Overview	i
State Auditor's Reports and Oversight Evaluations and Missouri Sunset Act Reports	iii
DED Programs Subject to Sunset Act	iv

General Structure Adjustment

New DI – General Structure Adjustment FY17	1
--	---

Business & Community Services

Missouri Economic Research Information Center Core	25
Marketing Team Core	36
Sales Team Core	47
Finance Team Core	58
Compliance Team Core	69
EDAF Tax Credit Refunds Core	79
International Trade and Investment Offices Core	86
Business Recruitment and Marketing Core	93
BRAC Analysis Core	101
Military Advocate Core	108
Small Business Development Centers Transfer Core	115
New DI – Mo. Small Business Development Fund Transfer ..	122

Business & Community Services (cont'd)

MO Technology Corporation (MTC) Core	127
New DI – MTC Spending Authority Increase	135
Early Stage Business Grants Core	140
MO Technology Investment Fund Transfer Core	146
New DI – MTC GR Transfer Increase	153
Community Development Block Grant Core	158
New DI – CDGB Federal HUD Grant	167
State Small Business Credit Initiative (SSBCI) Core	172
Main Street Program Core	179
State Tax Increment Financing Program Core	186
New DI – TIF Spending Authority Increase	194
State Tax Increment Financing Transfer Core	199
New DI – TIF GR Transfer Increase	206
MO Downtown Econ Stimulus Act (MODESA) Core	211
New DI – MODESA Spending Authority Increase	218
State Supplemental Downtown Dev. Trf (MODESA) Core	223
New DI – MODESA GR Transfer Increase	230
MO Downtown Revitalization Preservation Core	235
MO Downtown Revitalization Preservation Transfer Core	242
MO Community Services Commission Core	249

**DEPARTMENT OF ECONOMIC DEVELOPMENT
FY 2017 BUDGET**

**TABLE OF CONTENTS
BOOK 2**

Workforce Development

Workforce Autism Core.....	1
Workforce Development Administration Core.....	8
Workforce Development Programs Core.....	17
MO Job Development Fund Core.....	24
MO Job Development Fund Transfer Core.....	32
New DI – GR Transfer for MJDF Pay Plan.....	39
Community College New Jobs Training Core.....	42
Job Retention Training Program Core.....	50
Women’s Council Core.....	57

Arts and Cultural Development

MO Arts Council Core.....	64
New DI – MAC Spending Authority Increase.....	72
MO Humanities Council Core.....	77
New DI – MHC Spending Authority Increase.....	84
Public Radio and Television Core.....	89
New DI – Public TV Spending Authority Increase.....	96
MAC Trust Fund Transfer Core.....	101
New DI – MAC GR Transfer Increase.....	108
MO Humanities Council Trust Fund Transfer Core.....	113
New DI – Humanities GR Transfer Increase.....	120
Public Radio and Television Transfer Core.....	125
New DI – Public TV GR Transfer Increase.....	132

Tourism

Tourism Core.....	137
New DI – Tourism Spending Authority Increase.....	146
Film Office Core.....	151
Tourism Supplemental Revenue Transfer Core.....	160
New DI – Tourism GR Transfer Increase.....	167

Energy

Energy Operations Core.....	172
New DI – Technical Reference Manual.....	186
New DI – LIHEAP.....	191
Energy Services Core.....	196

Missouri Housing Development Commission

Mo. Housing Trust Core.....	206
-----------------------------	-----

Office of Public Counsel

Office of Public Counsel Core.....	214
New DI – Infrastructure/Engineering FTE.....	223

Public Service Commission

Public Service Commission Core.....	228
Manufactured Housing Core.....	239
Manufactured Housing Consumer Transfer Core.....	246

Administrative Services

Administrative Services Core.....	253
New DI – Women’s Council.....	264
Administrative Services – Transfer Core.....	269

BRASS REPORT 9

DECISION ITEM SUMMARY

Budget Unit								
Decision Item	FY 2015	FY 2015	FY 2016	FY 2016	FY 2017	FY 2017	FY 2017	FY 2017
Budget Object Summary	ACTUAL	ACTUAL	BUDGET	BUDGET	DEPT REQ	DEPT REQ	GOV REC	GOV REC
Fund	DOLLAR	FTE	DOLLAR	FTE	DOLLAR	FTE	DOLLAR	FTE
WORKFORCE AUTISM								
CORE								
PROGRAM-SPECIFIC								
GENERAL REVENUE	193,979	0.00	200,000	0.00	200,000	0.00	200,000	0.00
TOTAL - PD	193,979	0.00	200,000	0.00	200,000	0.00	200,000	0.00
TOTAL	193,979	0.00	200,000	0.00	200,000	0.00	200,000	0.00
GRAND TOTAL	\$193,979	0.00	\$200,000	0.00	\$200,000	0.00	\$200,000	0.00

CORE DECISION ITEM

Department: Economic Development	Budget Unit 42385C
Division: Workforce Development	
Core - Workforce Autism	

1. CORE FINANCIAL SUMMARY

	FY 2017 Budget Request			
	GR	Federal	Other	Total
PS	0	0	0	0
EE	0	0	0	0
PSD	200,000	0	0	200,000
TRF	0	0	0	0
Total	200,000	0	0	200,000
FTE	0.00	0.00	0.00	0.00

	FY 2017 Governor's Recommendation			
	GR	Fed	Other	Total
PS	0	0	0	0
EE	0	0	0	0
PSD	200,000	0	0	200,000
TRF	0	0	0	0
Total	200,000	0	0	200,000
FTE	0.00	0.00	0.00	0.00

Est. Fringe	0	0	0	0
--------------------	---	---	---	---

Note: Fringes budgeted in House Bill 5 except for certain fringes budgeted directly to MoDOT, Highway Patrol, and Conservation.

Est. Fringe	0	0	0	0
--------------------	---	---	---	---

Note: Fringes budgeted in House Bill 5 except for certain fringes budgeted directly to MoDOT, Highway Patrol, and Conservation.

Other Funds:

Other Funds:

2. CORE DESCRIPTION

For the provision of workforce transition services, independent living skills, and life skills training for the autistic population in Southeastern Missouri.

3. PROGRAM LISTING (list programs included in this core funding)

Workforce Autism Project

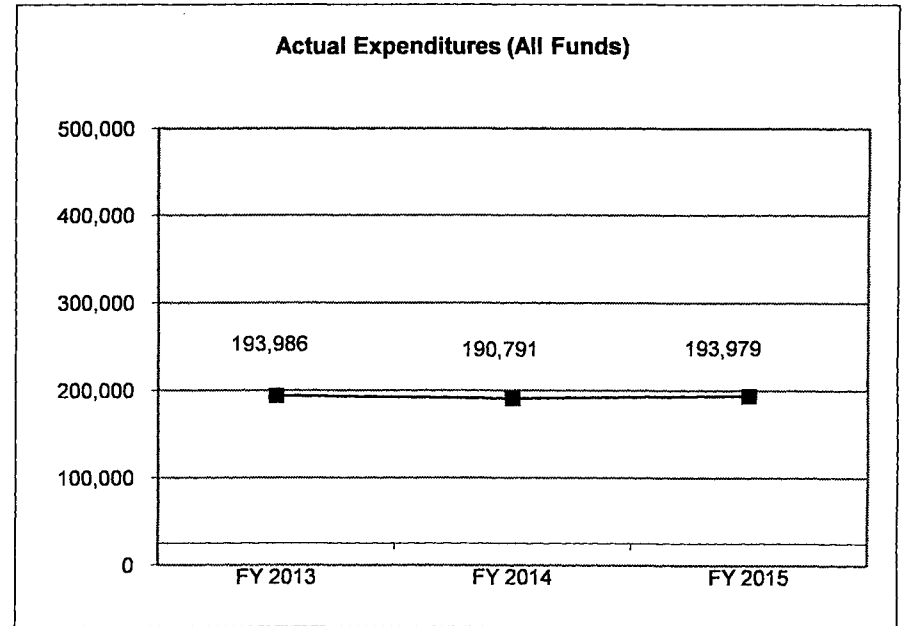
CORE DECISION ITEM

Department: Economic Development
Division: Workforce Development
Core - Workforce Autism

Budget Unit 42385C

4. FINANCIAL HISTORY

	FY 2013 Actual	FY 2014 Actual	FY 2015 Actual	FY 2016 Current Yr.
Appropriation (All Funds)	200,000	200,000	200,000	200,000
Less Reverted (All Funds)	(6,000)	(6,000)	(6,000)	(6,000)
Less Restricted (All Funds)	0	0	0	0
Budget Authority (All Funds)	194,000	194,000	194,000	194,000
Actual Expenditures (All Funds)	193,986	190,791	193,979	N/A
Unexpended (All Funds)	14	3,209	21	N/A
Unexpended, by Fund:				
General Revenue	14	3,209	21	N/A
Federal	0	0	0	N/A
Other	0	0	0	N/A



Reverted includes Governor's standard 3 percent reserve (when applicable).
 Restricted includes any extraordinary expenditure restriction (when applicable).

NOTES:

CORE RECONCILIATION DETAIL

**DEPARTMENT OF ECONOMIC DEVELOPMENT
WORKFORCE AUTISM**

5. CORE RECONCILIATION DETAIL

	Budget Class	FTE	GR	Federal	Other	Total	Explanation
TAFP AFTER VETOES							
	PD	0.00	200,000	0	0	200,000	
	Total	0.00	200,000	0	0	200,000	
DEPARTMENT CORE REQUEST							
	PD	0.00	200,000	0	0	200,000	
	Total	0.00	200,000	0	0	200,000	
GOVERNOR'S RECOMMENDED CORE							
	PD	0.00	200,000	0	0	200,000	
	Total	0.00	200,000	0	0	200,000	

DECISION ITEM DETAIL

Budget Unit	FY 2015	FY 2015	FY 2016	FY 2016	FY 2017	FY 2017	FY 2017	FY 2017
Decision Item	ACTUAL	ACTUAL	BUDGET	BUDGET	DEPT REQ	DEPT REQ	GOV REC	GOV REC
Budget Object Class	DOLLAR	FTE	DOLLAR	FTE	DOLLAR	FTE	DOLLAR	FTE
WORKFORCE AUTISM								
CORE								
PROGRAM DISTRIBUTIONS	193,979	0.00	200,000	0.00	200,000	0.00	200,000	0.00
TOTAL - PD	193,979	0.00	200,000	0.00	200,000	0.00	200,000	0.00
GRAND TOTAL	\$193,979	0.00	\$200,000	0.00	\$200,000	0.00	\$200,000	0.00
GENERAL REVENUE	\$193,979	0.00	\$200,000	0.00	\$200,000	0.00	\$200,000	0.00
FEDERAL FUNDS	\$0	0.00	\$0	0.00	\$0	0.00	\$0	0.00
OTHER FUNDS	\$0	0.00	\$0	0.00	\$0	0.00	\$0	0.00

PROGRAM DESCRIPTION

Department: Economic Development
Program Name: Workforce Autism Project
Program is found in the following core budget(s): Workforce Autism

1. What does this program do?

This program is designed for the autistic population in Southeast Missouri to gain workforce transition services, independent living skills, and life skills training utilizing the assessment model developed by the Tailor Institute.

2. What is the authorization for this program, i.e., federal or state statute, etc.? (Include the federal program number, if applicable.)

HB 7.135

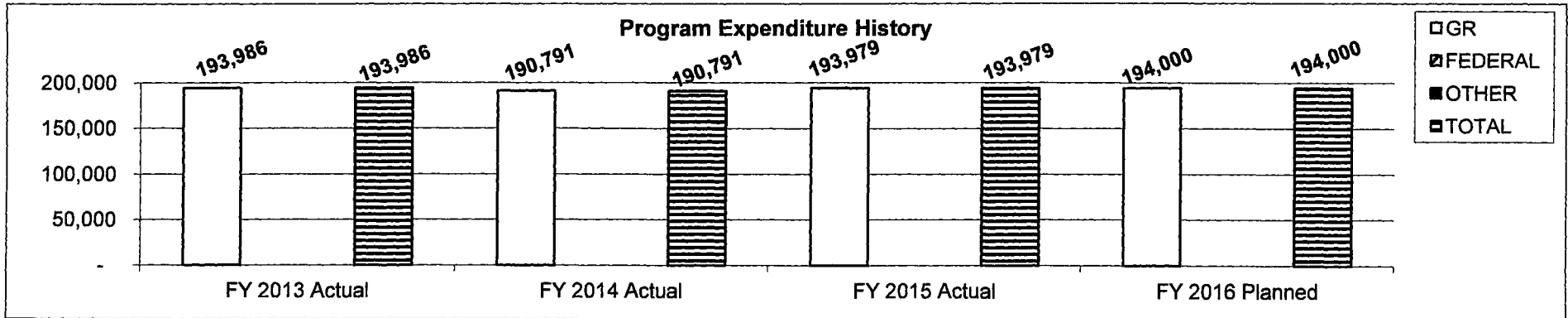
3. Are there federal matching requirements? If yes, please explain.

N/A

4. Is this a federally mandated program? If yes, please explain.

No

5. Provide actual expenditures for the prior three fiscal years and planned expenditures for the current fiscal year.



6. What are the sources of the "Other " funds?

PROGRAM DESCRIPTION

Department: Economic Development

Program Name: Workforce Autism Project

Program is found in the following core budget(s): Workforce Autism

7a. Provide an effectiveness measure.

Various assessment tools, as identified in the model, will be used to assess the autistic individual's giftedness area and level, as well as their functioning level to determine if they qualify for the program. The goal of the program is to enhance the lives of gifted autistic individuals by providing appropriate employment in their gifted field that leads to independent living.

7b. Provide an efficiency measure.

Through the model, 60% of the eligible autistic individuals that received services will progress to living and working independently.

7c. Provide the number of clients/individuals served, if applicable.

8 current participants will continue to receive training and employment services, as needed.

20 new participants will be determined eligible for the program and will begin receiving training and employment services, as needed.

10 potential employers will be identified, interviewed and provided a program orientation.

60% of all new participants in the Fiscal Year will be placed in either paid employment or work experience.

NOTE: Additional training may need to be provided to support staff and employer representatives, as needed.

7d. Provide a customer satisfaction measure, if available.

60% of the participants will be satisfied with the employment they receive.

BRASS REPORT 9

DECISION ITEM SUMMARY

Budget Unit									
Decision Item	FY 2015	FY 2015	FY 2016	FY 2016	FY 2017	FY 2017	FY 2017	FY 2017	FY 2017
Budget Object Summary	ACTUAL	ACTUAL	BUDGET	BUDGET	DEPT REQ	DEPT REQ	GOV REC	GOV REC	GOV REC
Fund	DOLLAR	FTE	DOLLAR	FTE	DOLLAR	FTE	DOLLAR	FTE	FTE
WORKFORCE DEVELOPMENT									
CORE									
PERSONAL SERVICES									
DIV JOB DEVELOPMENT & TRAINING	10,053,906	277.42	16,563,598	418.72	16,563,598	418.72	16,563,598	418.72	418.72
MISSOURI WORKS JOB DEVELOPMENT	274,290	5.94	385,557	8.00	385,557	8.00	385,557	8.00	8.00
TOTAL - PS	10,328,196	283.36	16,949,155	426.72	16,949,155	426.72	16,949,155	426.72	426.72
EXPENSE & EQUIPMENT									
DIV JOB DEVELOPMENT & TRAINING	1,452,694	0.00	3,923,303	0.00	3,923,303	0.00	3,923,303	0.00	0.00
MISSOURI WORKS JOB DEVELOPMENT	65,162	0.00	81,389	0.00	80,889	0.00	80,889	0.00	0.00
TOTAL - EE	1,517,856	0.00	4,004,692	0.00	4,004,192	0.00	4,004,192	0.00	0.00
PROGRAM-SPECIFIC									
DIV JOB DEVELOPMENT & TRAINING	4,330	0.00	95,226	0.00	95,226	0.00	95,226	0.00	0.00
SHOW-ME HEROES	370,137	0.00	500,000	0.00	500,000	0.00	500,000	0.00	0.00
MISSOURI WORKS JOB DEVELOPMENT	0	0.00	0	0.00	500	0.00	500	0.00	0.00
TOTAL - PD	374,467	0.00	595,226	0.00	595,726	0.00	595,726	0.00	0.00
TOTAL	12,220,519	283.36	21,549,073	426.72	21,549,073	426.72	21,549,073	426.72	426.72
Pay Plan - 0000012									
PERSONAL SERVICES									
DIV JOB DEVELOPMENT & TRAINING	0	0.00	0	0.00	0	0.00	331,276	0.00	0.00
MISSOURI WORKS JOB DEVELOPMENT	0	0.00	0	0.00	0	0.00	7,712	0.00	0.00
TOTAL - PS	0	0.00	0	0.00	0	0.00	338,988	0.00	0.00
TOTAL	0	0.00	0	0.00	0	0.00	338,988	0.00	0.00
GRAND TOTAL	\$12,220,519	283.36	\$21,549,073	426.72	\$21,549,073	426.72	\$21,888,061	426.72	426.72

CORE DECISION ITEM

Department:	Economic Development	Budget Unit	42380C
Division:	Workforce Development		
Core:	Workforce Administration		

1. CORE FINANCIAL SUMMARY

	FY 2017 Budget Request				FY 2017 Governor's Recommendation				
	GR	Federal	Other	Total	GR	Fed	Other	Total	
PS	0	16,563,598	385,557	16,949,155	PS	0	16,563,598	385,557	16,949,155
EE	0	3,923,303	81,389	4,004,692	EE	0	3,923,303	80,889	4,004,192
PSD	0	595,226	0	595,226	PSD	0	595,226	500	595,726
TRF	0	0	0	0	TRF	0	0	0	0
Total	0	21,082,127	466,946	21,549,073	Total	0	21,082,127	466,946	21,549,073
FTE	0.00	418.72	8.00	426.72	FTE	0.00	418.72	8.00	426.72

Est. Fringe	0	4,525,175	105,334	4,630,509
--------------------	---	-----------	---------	-----------

Note: Fringes budgeted in House Bill 5 except for certain fringes budgeted directly to MoDOT, Highway Patrol, and Conservation.

Est. Fringe	0	4,525,175	105,334	4,630,509
--------------------	---	-----------	---------	-----------

Note: Fringes budgeted in House Bill 5 except for certain fringes budgeted directly to MoDOT, Highway Patrol, and Conservation.

Other Funds: MO Works Job Development Fund - Fund 0600
 Note:

Other Funds: MO Works Job Development Fund - Fund 0600
 Note:

2. CORE DESCRIPTION

Division of Workforce Development (DWD) administers employment and training programs authorized and funded by the federal government. The funds are provided to carry out programs required by the Workforce Innovation and Opportunity Act, the Wagner-Peyser Act, the Trade Adjustment Assistance Act, Veterans' Employment and Training Services, and other federal employment and training programs that complement the workforce system. The programs and services provided through these funding sources include, but are not limited to, job search assistance to connect job seekers with employment opportunities, job preparation activities, work based learning and skill training for eligible adults, dislocated workers, veterans, UI claimants, and youth. In addition, DWD administers state funded industry training programs, under the name Missouri Works Training, which provides employers with funding assistance to upgrade workers skills. This core supports the personal service and expense and equipment costs to operate these programs. This core also includes funding for the Show Me Heroes Program which promotes the hiring of veterans and encourages Missouri employers to take a pledge to consider veterans when hiring. In addition, Show Me Heroes provides on-the-job training opportunities to military and National Guard members recently returned from deployment or recently separated from active duty.

3. PROGRAM LISTING (list programs included in this core funding)

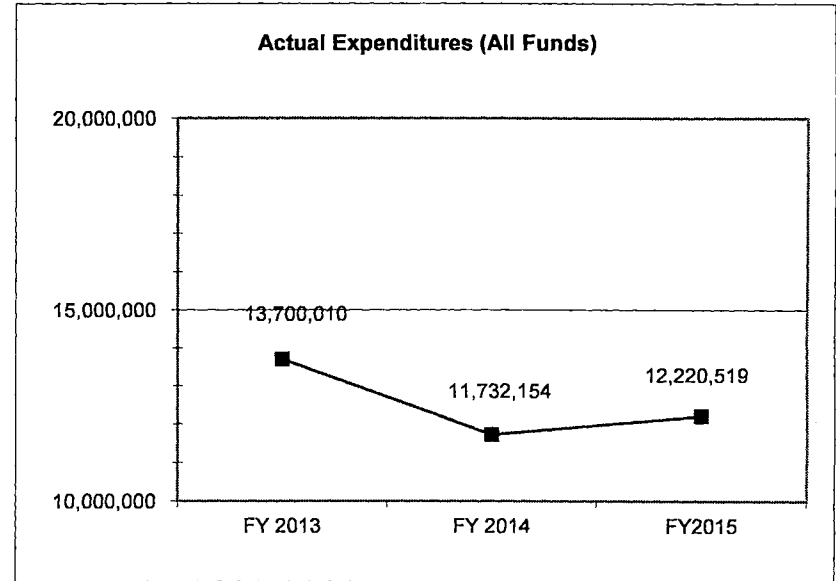
Workforce Administration

CORE DECISION ITEM

Department:	Economic Development	Budget Unit <u>42380C</u>
Division:	Workforce Development	
Core:	Workforce Administration	

4. FINANCIAL HISTORY

	FY 2013 Actual	FY 2014 Actual	FY2015 Actual	FY2016 Current Yr.
Appropriation (All Funds)	24,602,116	23,737,332	23,944,769	21,549,073
Less Reverted (All Funds)	0	0	0	0
Less Restricted (All Funds)	0	0	0	0
Budget Authority (All Funds)	24,602,116	23,737,332	23,944,769	21,549,073
Actual Expenditures (All Funds)	13,700,010	11,732,154	12,220,519	N/A
Unexpended (All Funds)	10,902,106	12,005,178	11,724,250	N/A
Unexpended, by Fund:				
General Revenue	0	0	0	N/A
Federal	10,849,862	11,938,613	11,598,823	N/A
Other	52,244	66,565	125,427	N/A
	(1)	(2)	(3)	



Reverted includes Governor's standard 3 percent reserve (when applicable).
 Restricted includes any extraordinary expenditure restriction (when applicable).

NOTES:

- (1) Lapse due to vacancies and reductions in PS expenditures due to retirements
- (2) Lapse due to vacancies and reductions in PS expenditures due to retirements and sequestration.
- (3) Lapse due to vacancies and reductions in PS expenditures due to retirements

CORE RECONCILIATION DETAIL

**DEPARTMENT OF ECONOMIC DEVELOPMENT
WORKFORCE DEVELOPMENT**

5. CORE RECONCILIATION DETAIL

	Budget Class	FTE	GR	Federal	Other	Total	Explanation
TAFP AFTER VETOES							
	PS	426.72	0	16,563,598	385,557	16,949,155	
	EE	0.00	0	3,923,303	81,389	4,004,692	
	PD	0.00	0	595,226	0	595,226	
	Total	426.72	0	21,082,127	466,946	21,549,073	
DEPARTMENT CORE ADJUSTMENTS							
Core Reallocation	1050 2323 EE	0.00	0	0	(500)	(500)	More closely align to budget actuals.
Core Reallocation	1050 2323 PD	0.00	0	0	500	500	More closely align to budget actuals.
NET DEPARTMENT CHANGES		0.00	0	0	0	0	
DEPARTMENT CORE REQUEST							
	PS	426.72	0	16,563,598	385,557	16,949,155	
	EE	0.00	0	3,923,303	80,889	4,004,192	
	PD	0.00	0	595,226	500	595,726	
	Total	426.72	0	21,082,127	466,946	21,549,073	
GOVERNOR'S RECOMMENDED CORE							
	PS	426.72	0	16,563,598	385,557	16,949,155	
	EE	0.00	0	3,923,303	80,889	4,004,192	
	PD	0.00	0	595,226	500	595,726	
	Total	426.72	0	21,082,127	466,946	21,549,073	

DECISION ITEM DETAIL

Budget Unit	FY 2015	FY 2015	FY 2016	FY 2016	FY 2017	FY 2017	FY 2017	FY 2017
Decision Item	ACTUAL	ACTUAL	BUDGET	BUDGET	DEPT REQ	DEPT REQ	GOV REC	GOV REC
Budget Object Class	DOLLAR	FTE	DOLLAR	FTE	DOLLAR	FTE	DOLLAR	FTE
WORKFORCE DEVELOPMENT								
CORE								
ADMIN OFFICE SUPPORT ASSISTANT	184,534	5.91	281,374	8.00	281,374	8.00	281,374	8.00
OFFICE SUPPORT ASST (KEYBRD)	0	0.00	26,651	1.00	26,651	1.00	26,651	1.00
SR OFC SUPPORT ASST (KEYBRD)	95	0.00	201,412	4.50	201,412	4.50	201,412	4.50
AUDITOR I	0	0.00	34,939	1.00	34,939	1.00	34,939	1.00
SENIOR AUDITOR	37,622	0.90	41,932	1.00	41,932	1.00	41,932	1.00
ACCOUNTANT I	0	0.00	31,026	1.00	31,026	1.00	31,026	1.00
ACCOUNTANT II	48,926	1.18	80,252	2.00	80,252	2.00	80,252	2.00
ACCOUNTING SPECIALIST I	32,316	0.90	36,562	1.00	36,562	1.00	36,562	1.00
ACCOUNTING SPECIALIST II	40,951	1.00	41,165	1.00	41,165	1.00	41,165	1.00
RESEARCH ANAL I	7,494	0.25	0	0.00	0	0.00	0	0.00
RESEARCH ANAL II	0	0.00	37,542	1.00	37,542	1.00	37,542	1.00
RESEARCH ANAL III	47,632	1.00	47,876	1.00	47,876	1.00	47,876	1.00
RESEARCH ANAL IV	0	0.00	48,151	1.00	48,151	1.00	48,151	1.00
PUBLIC INFORMATION SPEC I	11,241	0.38	0	0.00	0	0.00	0	0.00
PUBLIC INFORMATION SPEC II	0	0.00	38,188	1.00	38,188	1.00	38,188	1.00
PUBLIC INFORMATION COOR	96,733	2.46	39,859	1.00	39,859	1.00	39,859	1.00
TRAINING TECH I	45,368	1.29	69,869	2.00	69,869	2.00	69,869	2.00
TRAINING TECH II	61,042	1.52	80,748	2.00	80,748	2.00	80,748	2.00
TRAINING TECH III	18,815	0.42	0	0.00	0	0.00	0	0.00
EXECUTIVE I	67,494	2.00	35,479	1.00	35,479	1.00	35,479	1.00
PLANNER III	150,605	3.04	146,531	3.00	146,531	3.00	146,531	3.00
TELECOMMUN TECH II	37,029	1.00	0	0.00	0	0.00	0	0.00
MARKETING SPECIALIST I	166,083	5.40	0	0.00	0	7.00	0	7.00
WORKFORCE DEVELOPMENT SPEC I	5,003,841	161.26	6,985,241	237.72	6,985,241	237.72	6,985,241	237.72
WORKFORCE DEVELOPMENT SPEC II	72,415	2.08	487,505	8.00	487,505	8.00	487,505	8.00
WORKFORCE DEVELOPMENT SPEC III	36,834	0.92	1,198,184	22.00	1,198,184	22.00	1,198,184	22.00
WORKFORCE DEVELOPMENT SPEC IV	1,476,775	33.54	2,178,268	38.50	2,178,268	32.50	2,178,268	32.50
WORKFORCE DEVELOPMENT SUPV I	575,640	16.61	620,520	17.00	620,520	17.00	620,520	17.00
WORKFORCE DEVELOPMENT SUPV II	412,711	10.97	1,009,731	23.00	1,009,731	23.00	1,009,731	23.00
WORKFORCE DEVELOPMENT SUPV III	91,150	2.00	357,105	6.00	357,105	6.00	357,105	6.00
FISCAL & ADMINISTRATIVE MGR B1	71,173	1.50	98,899	3.00	55,899	2.00	55,899	2.00
FISCAL & ADMINISTRATIVE MGR B2	37,334	0.63	111,471	2.00	41,216	1.00	41,216	1.00

DECISION ITEM DETAIL

Budget Unit	FY 2015	FY 2015	FY 2016	FY 2016	FY 2017	FY 2017	FY 2017	FY 2017
Decision Item	ACTUAL	ACTUAL	BUDGET	BUDGET	DEPT REQ	DEPT REQ	GOV REC	GOV REC
Budget Object Class	DOLLAR	FTE	DOLLAR	FTE	DOLLAR	FTE	DOLLAR	FTE
WORKFORCE DEVELOPMENT								
CORE								
FISCAL & ADMINISTRATIVE MGR B3	22,094	0.29	0	0.00	75,000	1.00	75,000	1.00
RESEARCH MANAGER B2	57,560	1.00	63,984	1.00	63,984	1.00	63,984	1.00
COMMUNITY & ECONOMIC DEV MGRB1	390,873	7.30	881,777	11.00	881,777	11.00	881,777	11.00
COMMUNITY & ECONOMIC DEV MGRB2	431,897	7.41	760,934	12.00	724,189	11.00	724,189	11.00
COMMUNITY & ECONOMIC DEV MGRB3	22,094	0.29	0	0.00	75,000	1.00	75,000	1.00
DIVISION DIRECTOR	95,171	1.00	97,042	1.00	97,042	1.00	97,042	1.00
DESIGNATED PRINCIPAL ASST DIV	133,411	2.43	207,886	4.00	207,886	4.00	207,886	4.00
MISCELLANEOUS TECHNICAL	23,001	0.67	27,828	1.00	27,828	1.00	27,828	1.00
MISCELLANEOUS PROFESSIONAL	92,919	1.63	0	0.00	0	0.00	0	0.00
SPECIAL ASST PROFESSIONAL	208,103	2.90	457,535	5.00	457,535	5.00	457,535	5.00
PRINCIPAL ASST BOARD/COMMISSON	19,220	0.28	84,092	1.00	84,092	1.00	84,092	1.00
OTHER	0	0.00	1,597	0.00	1,597	0.00	1,597	0.00
TOTAL - PS	10,328,196	283.36	16,949,155	426.72	16,949,155	426.72	16,949,155	426.72
TRAVEL, IN-STATE	380,298	0.00	744,434	0.00	744,434	0.00	744,434	0.00
TRAVEL, OUT-OF-STATE	73,712	0.00	102,873	0.00	102,873	0.00	102,873	0.00
FUEL & UTILITIES	0	0.00	14,865	0.00	14,865	0.00	14,865	0.00
SUPPLIES	144,474	0.00	782,821	0.00	782,321	0.00	782,321	0.00
PROFESSIONAL DEVELOPMENT	94,826	0.00	245,772	0.00	245,772	0.00	245,772	0.00
COMMUNICATION SERV & SUPP	449,255	0.00	728,400	0.00	728,400	0.00	728,400	0.00
PROFESSIONAL SERVICES	258,134	0.00	705,599	0.00	705,599	0.00	705,599	0.00
HOUSEKEEPING & JANITORIAL SERV	0	0.00	10,280	0.00	10,280	0.00	10,280	0.00
M&R SERVICES	11,676	0.00	299,794	0.00	299,794	0.00	299,794	0.00
COMPUTER EQUIPMENT	0	0.00	3,000	0.00	3,000	0.00	3,000	0.00
MOTORIZED EQUIPMENT	0	0.00	23,000	0.00	23,000	0.00	23,000	0.00
OFFICE EQUIPMENT	6,672	0.00	84,795	0.00	84,795	0.00	84,795	0.00
OTHER EQUIPMENT	38,570	0.00	44,715	0.00	44,715	0.00	44,715	0.00
PROPERTY & IMPROVEMENTS	2,999	0.00	25,123	0.00	25,123	0.00	25,123	0.00
BUILDING LEASE PAYMENTS	15,954	0.00	106,971	0.00	106,971	0.00	106,971	0.00
EQUIPMENT RENTALS & LEASES	33,633	0.00	51,287	0.00	51,287	0.00	51,287	0.00
MISCELLANEOUS EXPENSES	7,653	0.00	28,513	0.00	28,513	0.00	28,513	0.00
REBILLABLE EXPENSES	0	0.00	2,450	0.00	2,450	0.00	2,450	0.00
TOTAL - EE	1,517,856	0.00	4,004,692	0.00	4,004,192	0.00	4,004,192	0.00

DECISION ITEM DETAIL

Budget Unit	FY 2015	FY 2015	FY 2016	FY 2016	FY 2017	FY 2017	FY 2017	FY 2017
Decision Item	ACTUAL	ACTUAL	BUDGET	BUDGET	DEPT REQ	DEPT REQ	GOV REC	GOV REC
Budget Object Class	DOLLAR	FTE	DOLLAR	FTE	DOLLAR	FTE	DOLLAR	FTE
WORKFORCE DEVELOPMENT								
CORE								
PROGRAM DISTRIBUTIONS	374,467	0.00	592,666	0.00	593,166	0.00	593,166	0.00
REFUNDS	0	0.00	2,560	0.00	2,560	0.00	2,560	0.00
TOTAL - PD	374,467	0.00	595,226	0.00	595,726	0.00	595,726	0.00
GRAND TOTAL	\$12,220,519	283.36	\$21,549,073	426.72	\$21,549,073	426.72	\$21,549,073	426.72
GENERAL REVENUE	\$0	0.00	\$0	0.00	\$0	0.00	\$0	0.00
FEDERAL FUNDS	\$11,881,067	277.42	\$21,082,127	418.72	\$21,082,127	418.72	\$21,082,127	418.72
OTHER FUNDS	\$339,452	5.94	\$466,946	8.00	\$466,946	8.00	\$466,946	8.00

PROGRAM DESCRIPTION

Department of Economic Development

Program Name: Workforce Administration

Program is found in the following core budget(s): Workforce Administration

1. What does this program do?

Workforce Administration provides the support for the day-to-day oversight and on-going implementation of federal and state funded employment and training programs. Major programs include Veterans Employment and Training Services, Workforce Innovative and Opportunity Act, UI claimants, Trade Adjustment Assistance Reauthorization Act (TAARA) of 2015, Show Me Heroes, and Wagner-Peyser that provides services for eligible adults, dislocated workers, youth, UI claimants, and veterans. Also included is support for staff to administer Missouri Works programs. The Workforce Administration core covers the personal service and expense and equipment costs for the staff necessary to operate the Division's programs.

2. What is the authorization for this program, i.e., federal or state statute, etc.? (Include the federal program number, if applicable.)

Federal Statute - Public Law 113-128 and Public Law 114-27 for Trade Adjustment Assistance Reauthorization Act (TAARA) of 2015

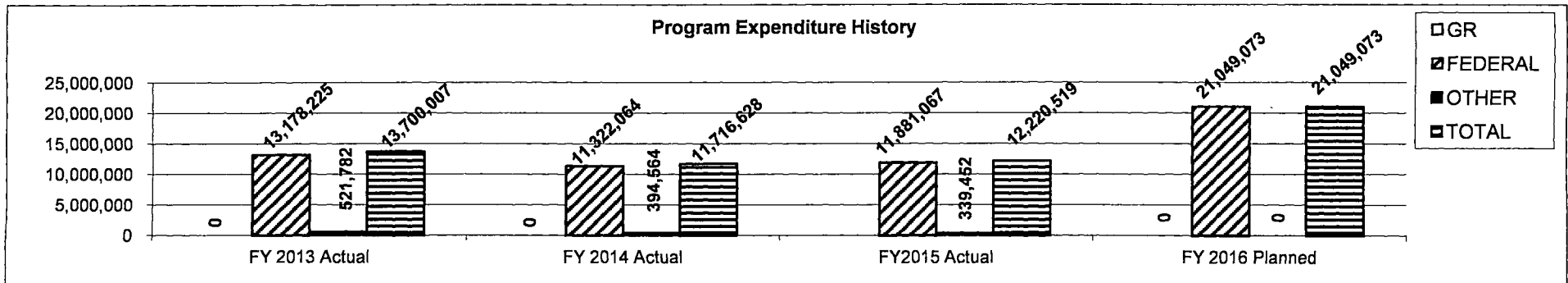
3. Are there federal matching requirements? If yes, please explain.

None

4. Is this a federally mandated program? If yes, please explain.

Workforce Innovative and Opportunity Act, Wagner-Peyser Act, Jobs for Veterans State Grants (JVSG), Work Opportunity Tax Credit Program and Trade Adjustment Assistance Reauthorization Act of 2015 programs are federally mandated. These programs are designed to assist states, local communities, businesses and job seekers with developing a skilled workforce. These programs provide job seekers with employment and training services to include job search assistance, and training to acquire and retain jobs, and to provide employers with skilled workers.

5. Provide actual expenditures for the prior three fiscal years and planned expenditures for the current fiscal year.



6. What are the sources of the "Other " funds?

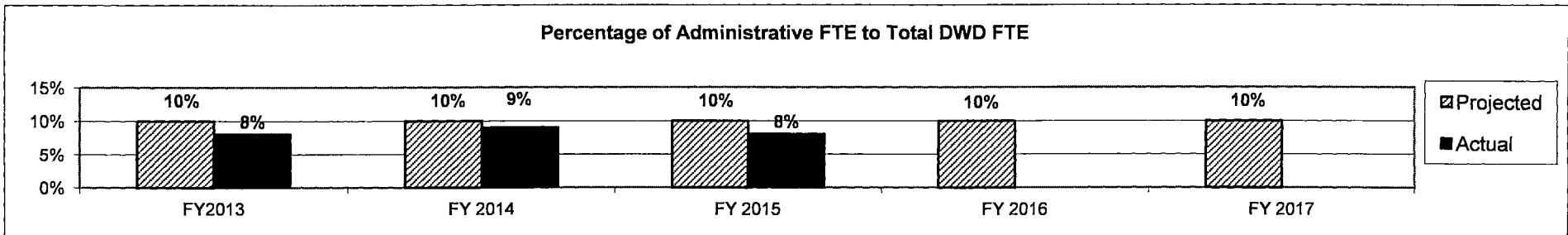
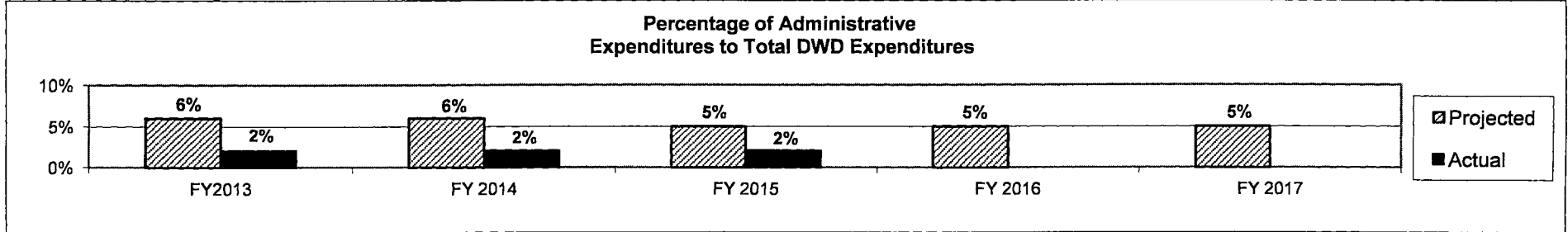
The Other funds is a Job Development Transfer to administer the Missouri Works Training Program.

PROGRAM DESCRIPTION

Department of Economic Development
Program Name: Workforce Administration
Program is found in the following core budget(s): Workforce Administration

7a. Provide an effectiveness measure.
 N/A

7b. Provide an efficiency measure.



7c. Provide the number of clients/individuals served, if applicable - See Workforce Programs

See Workforce Programs.

7d. Provide a customer satisfaction measure, if available.

N/A

BRASS REPORT 9

DECISION ITEM SUMMARY

Budget Unit								
Decision Item	FY 2015	FY 2015	FY 2016	FY 2016	FY 2017	FY 2017	FY 2017	FY 2017
Budget Object Summary	ACTUAL	ACTUAL	BUDGET	BUDGET	DEPT REQ	DEPT REQ	GOV REC	GOV REC
Fund	DOLLAR	FTE	DOLLAR	FTE	DOLLAR	FTE	DOLLAR	FTE
WORKFORCE PROGRAM								
CORE								
EXPENSE & EQUIPMENT								
DIV JOB DEVELOPMENT & TRAINING	91,789	0.00	2,049,954	0.00	2,049,954	0.00	2,049,954	0.00
SPECIAL EMPLOYMENT SECURITY	1,613,309	0.00	2,000,000	0.00	2,000,000	0.00	2,000,000	0.00
TOTAL - EE	1,705,098	0.00	4,049,954	0.00	4,049,954	0.00	4,049,954	0.00
PROGRAM-SPECIFIC								
GENERAL REVENUE								
DIV JOB DEVELOPMENT & TRAINING	50,011,435	0.00	89,809,339	0.00	89,809,339	0.00	89,809,339	0.00
TOTAL - PD	50,026,477	0.00	89,909,339	0.00	89,909,339	0.00	89,909,339	0.00
TOTAL	51,731,575	0.00	93,959,293	0.00	93,959,293	0.00	93,959,293	0.00
GRAND TOTAL	\$51,731,575	0.00	\$93,959,293	0.00	\$93,959,293	0.00	\$93,959,293	0.00

CORE DECISION ITEM

Department:	Economic Development	Budget Unit	42390C
Division:	Workforce Development		
Core:	Workforce Programs		

1. CORE FINANCIAL SUMMARY

	FY 2017 Budget Request					FY 2017 Governor's Recommendation			
	GR	Federal	Other	Total		GR	Fed	Other	Total
PS	0	0	0	0	PS	0	0	0	0
EE	0	2,049,954	2,000,000	4,049,954	EE	0	2,049,954	2,000,000	4,049,954
PSD	100,000	89,809,339	0	89,909,339	PSD	100,000	89,809,339	0	89,909,339
TRF	0	0	0	0	TRF	0	0	0	0
Total	100,000	91,859,293	2,000,000	93,959,293	Total	100,000	91,859,293	2,000,000	93,959,293
FTE	0.00	0.00	0.00	0.00	FTE	0.00	0.00	0.00	0.00

Est. Fringe	0	0	0	0
--------------------	---	---	---	---

Note: Fringes budgeted in House Bill 5 except for certain fringes budgeted directly to MoDOT, Highway Patrol, and Conservation.

Est. Fringe	0	0	0	0
--------------------	---	---	---	---

Note: Fringes budgeted in House Bill 5 except for certain fringes budgeted directly to MoDOT, Highway Patrol, and Conservation.

Other Funds: Labor Exchange Services Fund (0949)
Notes:

Other Funds: Labor Exchange Services Fund (0949)
Notes:

2. CORE DESCRIPTION

The Workforce Innovation and Opportunity Act (WIOA) provides the framework and funding for a national workforce preparation and employment system designed to meet the needs of businesses and job seekers. WIOA programs and services are delivered statewide through the Local Workforce Development Boards, in accordance with federal and state statutes. The State of Missouri is obligated to distribute WIOA funds to subrecipients, including the Local Workforce Development Boards. The Wagner-Peyser Act of 1933 (WP) is also administered by the division. WP funds provide labor exchange services, which are no fee employment services to individuals seeking employment and employers recruiting workers. In addition, this core supports special projects related to labor exchange, including Missouri's Certified Work Ready Communities (CWRC) initiative. The CWRC initiative helps develop a workforce with the fundamental skills required to successfully support business in today's economy, attract new business and develop a strong talent pipeline for the state's growth nationally and globally. This core also includes other federal and employment and training funds that complement the workforce system.

3. PROGRAM LISTING (list programs included in this core funding)

Workforce Programs

CORE DECISION ITEM

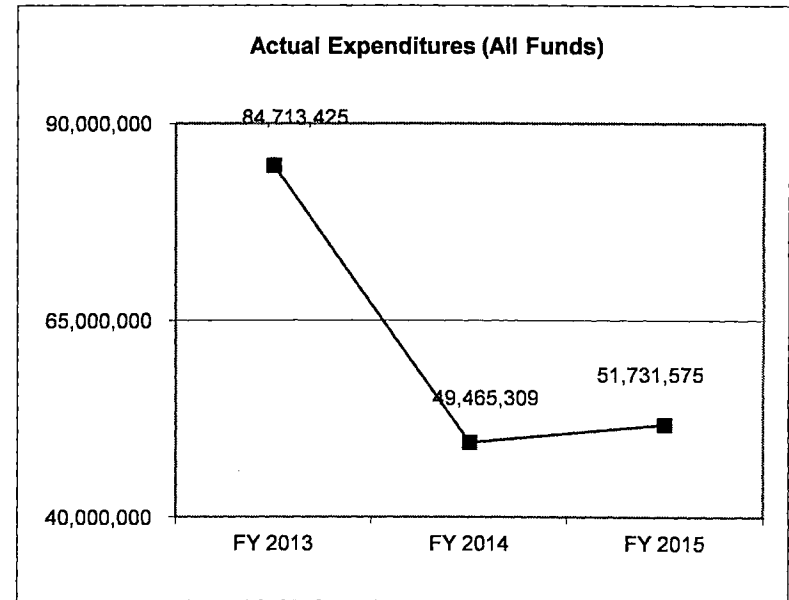
Department: Economic Development
Division: Workforce Development
Core: Workforce Programs

Budget Unit 42390C

4. FINANCIAL HISTORY

	FY 2013 Actual	FY 2014 Actual	FY 2015 Actual	FY 2016 Current Yr.
Appropriation (All Funds)	115,713,368	97,684,293	94,259,293	93,959,293
Less Reverted (All Funds)	(56,220)	0	(6,000)	(3,000)
Less Restricted (All Funds)	0	0	0	0
Budget Authority (All Funds)	115,657,148	97,684,293	94,253,293	93,956,293
Actual Expenditures (All Funds)	84,713,425	49,465,309	51,731,575	N/A
Unexpended (All Funds)	30,943,723	48,218,984	42,521,718	N/A
Unexpended, by Fund:				
General Revenue	407,511	0	378,958	N/A
Federal	30,536,212	48,218,984	41,756,069	N/A
Other	0	0	386,691	N/A

(1,2)



Reverted includes Governor's standard 3 percent reserve (when applicable).
 Restricted includes any extraordinary expenditure restriction (when applicable).

- NOTES:**
- (1) Approp amount is greater than expended to allow for National Dislocated Worker and Disaster Grants that may be received from USDOL as well as provide flexibility for the TAA Programs.
 - (2) Activity fluctuates annually dependent upon current federal legislation and impacted business. Also, decreased expenditures are due to the sequestration enacted by Congress.

CORE RECONCILIATION DETAIL

**DEPARTMENT OF ECONOMIC DEVELOPMENT
WORKFORCE PROGRAM**

5. CORE RECONCILIATION DETAIL

	Budget Class	FTE	GR	Federal	Other	Total	Explanation
TAFP AFTER VETOES							
	EE	0.00	0	2,049,954	2,000,000	4,049,954	
	PD	0.00	100,000	89,809,339	0	89,909,339	
	Total	0.00	100,000	91,859,293	2,000,000	93,959,293	
DEPARTMENT CORE REQUEST							
	EE	0.00	0	2,049,954	2,000,000	4,049,954	
	PD	0.00	100,000	89,809,339	0	89,909,339	
	Total	0.00	100,000	91,859,293	2,000,000	93,959,293	
GOVERNOR'S RECOMMENDED CORE							
	EE	0.00	0	2,049,954	2,000,000	4,049,954	
	PD	0.00	100,000	89,809,339	0	89,909,339	
	Total	0.00	100,000	91,859,293	2,000,000	93,959,293	

DECISION ITEM DETAIL

Budget Unit	FY 2015	FY 2015	FY 2016	FY 2016	FY 2017	FY 2017	FY 2017	FY 2017
Decision Item	ACTUAL	ACTUAL	BUDGET	BUDGET	DEPT REQ	DEPT REQ	GOV REC	GOV REC
Budget Object Class	DOLLAR	FTE	DOLLAR	FTE	DOLLAR	FTE	DOLLAR	FTE
WORKFORCE PROGRAM								
CORE								
TRAVEL, IN-STATE	5,404	0.00	36,000	0.00	36,000	0.00	36,000	0.00
TRAVEL, OUT-OF-STATE	257	0.00	4,500	0.00	4,500	0.00	4,500	0.00
SUPPLIES	894	0.00	60,100	0.00	62,100	0.00	62,100	0.00
PROFESSIONAL DEVELOPMENT	11,684	0.00	77,740	0.00	77,740	0.00	77,740	0.00
COMMUNICATION SERV & SUPP	0	0.00	195,845	0.00	195,845	0.00	195,845	0.00
PROFESSIONAL SERVICES	1,217,558	0.00	3,046,202	0.00	2,494,202	0.00	2,494,202	0.00
M&R SERVICES	341,986	0.00	450,000	0.00	800,000	0.00	800,000	0.00
COMPUTER EQUIPMENT	0	0.00	2,160	0.00	2,160	0.00	2,160	0.00
OTHER EQUIPMENT	127,242	0.00	73	0.00	200,073	0.00	200,073	0.00
PROPERTY & IMPROVEMENTS	0	0.00	500	0.00	500	0.00	500	0.00
BUILDING LEASE PAYMENTS	0	0.00	160,000	0.00	160,000	0.00	160,000	0.00
EQUIPMENT RENTALS & LEASES	73	0.00	500	0.00	500	0.00	500	0.00
MISCELLANEOUS EXPENSES	0	0.00	16,334	0.00	16,334	0.00	16,334	0.00
TOTAL - EE	1,705,098	0.00	4,049,954	0.00	4,049,954	0.00	4,049,954	0.00
PROGRAM DISTRIBUTIONS	50,026,477	0.00	89,909,339	0.00	89,909,339	0.00	89,909,339	0.00
TOTAL - PD	50,026,477	0.00	89,909,339	0.00	89,909,339	0.00	89,909,339	0.00
GRAND TOTAL	\$51,731,575	0.00	\$93,959,293	0.00	\$93,959,293	0.00	\$93,959,293	0.00
GENERAL REVENUE	\$15,042	0.00	\$100,000	0.00	\$100,000	0.00	\$100,000	0.00
FEDERAL FUNDS	\$50,103,224	0.00	\$91,859,293	0.00	\$91,859,293	0.00	\$91,859,293	0.00
OTHER FUNDS	\$1,613,309	0.00	\$2,000,000	0.00	\$2,000,000	0.00	\$2,000,000	0.00

PROGRAM DESCRIPTION

Department: Economic Development
Program Name: Workforce Programs
Program is found in the following core budget(s): Workforce Programs

1. What does this program do?

Major programs included in this core are employment and training activities for adults, dislocated workers, youth and veterans, labor exchange services via the Missouri Job Centers and the jobs.mo.gov website, Work Opportunity Tax Credits, Foreign Labor Certification, and Trade Adjustment Assistance Reauthorization Act (TAARA) of 2015. The workforce administration core covers the personal service and expense and equipment costs for staff that are necessary to operate these programs. Together, these programs provide the framework for a national workforce preparation and employment system that is designed to meet the needs of both employers and job seekers, including Unemployment Insurance claimants. These funds are distributed according to federal and state regulations to subrecipients, including the Local Workforce Development Boards.

2. What is the authorization for this program, i.e., federal or state statute, etc.? (Include the federal program number, if applicable.)

Federal Statute - Public Law 113-128 and Public Law 114-27 for Trade Adjustment Assistance Reauthorization Act (TAARA) of 2015.

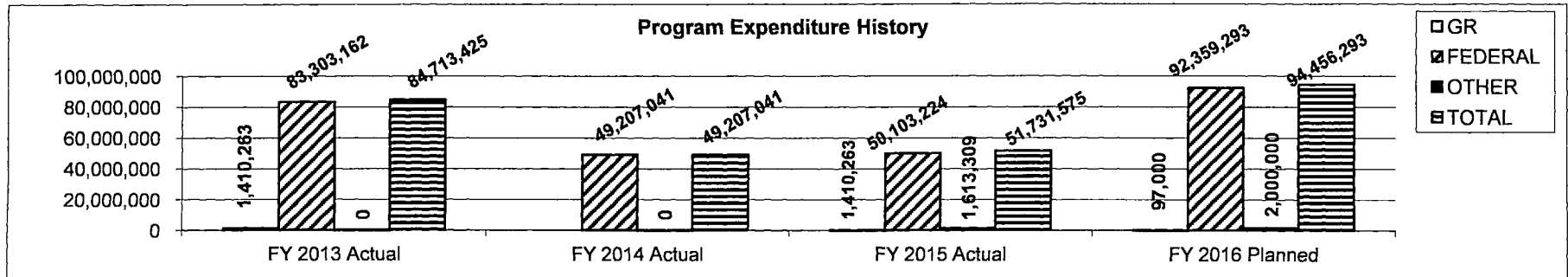
3. Are there federal matching requirements? If yes, please explain.

None

4. Is this a federally mandated program? If yes, please explain.

This program is federally mandated through the Workforce Innovation and Opportunities Act (WIOA) and the Trade Adjustment Assistance Reauthorization Act of 2015, and is designed to aid states and local communities in developing workforce investment systems that provide workers with the information, career counseling, employment assistance, and training to acquire and retain jobs, and to provide employers with skilled workers.

5. Provide actual expenditures for the prior three fiscal years and planned expenditures for the current fiscal year.




PROGRAM DESCRIPTION

Department: Economic Development
Program Name: Workforce Programs
Program is found in the following core budget(s): Workforce Programs

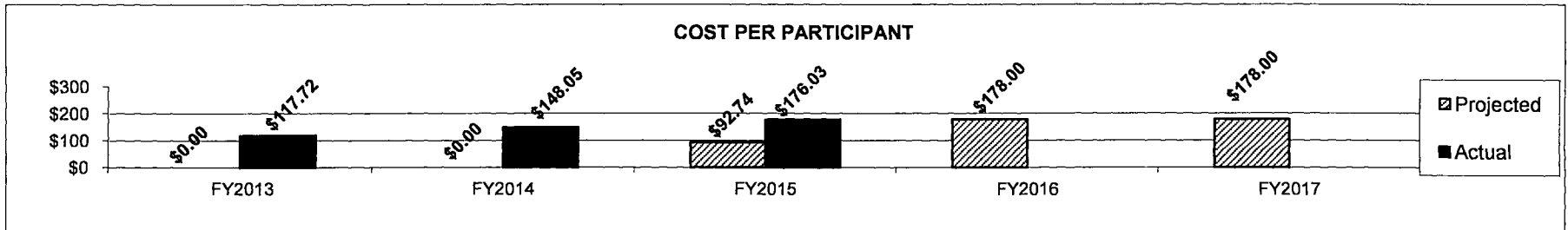
6. What are the sources of the "Other" funds?

N/A

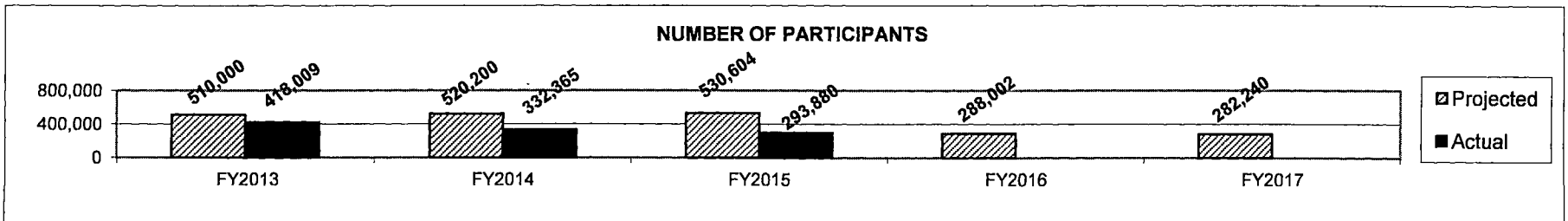
7a. Provide an effectiveness measure.



7b. Provide an efficiency measure.



7c. Provide the number of clients/individuals served, if applicable.



7d. Provide a customer satisfaction measure, if available.

N/A

BRASS REPORT 9

DECISION ITEM SUMMARY

Budget Unit								
Decision Item	FY 2015	FY 2015	FY 2016	FY 2016	FY 2017	FY 2017	FY 2017	FY 2017
Budget Object Summary	ACTUAL	ACTUAL	BUDGET	BUDGET	DEPT REQ	DEPT REQ	GOV REC	GOV REC
Fund	DOLLAR	FTE	DOLLAR	FTE	DOLLAR	FTE	DOLLAR	FTE
MISSOURI JOB DEVELOPMENT								
CORE								
PROGRAM-SPECIFIC								
MISSOURI WORKS JOB DEVELOPMENT	4,238,721	0.00	14,039,985	0.00	14,039,985	0.00	14,039,985	0.00
TOTAL - PD	4,238,721	0.00	14,039,985	0.00	14,039,985	0.00	14,039,985	0.00
TOTAL	4,238,721	0.00	14,039,985	0.00	14,039,985	0.00	14,039,985	0.00
GRAND TOTAL	\$4,238,721	0.00	\$14,039,985	0.00	\$14,039,985	0.00	\$14,039,985	0.00

CORE DECISION ITEM

Department: Economic Development
Division: Workforce Development
Core: MO Works Job Development Fund

Budget Unit 42120C

1. CORE FINANCIAL SUMMARY

	FY 2017 Budget Request			
	GR	Federal	Other	Total
PS	0	0	0	0
EE	0	0	0	0
PSD	0	0	14,039,985	14,039,985
TRF	0	0	0	0
Total	0	0	14,039,985	14,039,985
FTE	0.00	0.00	0.00	0.00

Est. Fringe	0	0	0	0
--------------------	---	---	---	---

Note: Fringes budgeted in House Bill 5 except for certain fringes budgeted directly to MoDOT, Highway Patrol, and Conservation.

Other Funds: MO Works Job Development Fund (0600)
 Notes: Requires a GR transfer.

	FY 2017 Governor's Recommendation			
	GR	Fed	Other	Total
PS	0	0	0	0
EE	0	0	0	0
PSD	0	0	14,039,985	14,039,985
TRF	0	0	0	0
Total	0	0	14,039,985	14,039,985
FTE	0.00	0.00	0.00	0.00

Est. Fringe	0	0	0	0
--------------------	---	---	---	---

Note: Fringes budgeted in House Bill 5 except for certain fringes budgeted directly to MoDOT, Highway Patrol, and Conservation.

Other Funds: MO Works Job Development Fund (0600)
 Notes: Requires a GR transfer.

2. CORE DESCRIPTION

The Missouri Works Training Job Development Fund is the funding source for the Customized Training Program. Missouri Works Customized Training is the more flexible and popular of Missouri's workforce training programs and is essential in economic development efforts and designed to create and retain jobs in the state through a skilled workforce. The Missouri Customized Training Program provides direct assistance to Missouri businesses for the training and retraining of new and existing employees. This program assists all sizes of businesses and in urban and rural locations. The workforce training is individualized to each company's specific needs. The program is administered locally by community colleges and technical schools.

This fund also provides salary and expense and equipment for 8 FTE that can be found in the Workforce Administration core under "Other". The Personal Service amount is \$383,490 and the Expense and Equipment amount is \$81,389. The 8 FTE provide support for the Missouri Works Job Development Fund, Missouri Works Community College New Jobs Training Program and the Missouri Works Job Retention Training Program.

3. PROGRAM LISTING (list programs included in this core funding)

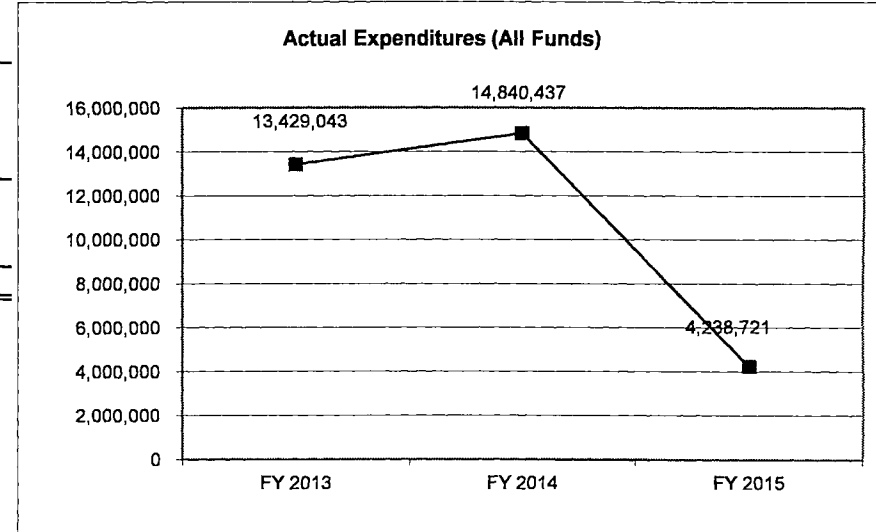
MO Works Training Job Development Fund

CORE DECISION ITEM

Department:	Economic Development	Budget Unit	42120C
Division:	Workforce Development		
Core:	MO Works Job Development Fund		

4. FINANCIAL HISTORY

	FY 2013 Actual	FY 2014 Actual	FY 2015 Actual	FY 2016 Current Yr.
Appropriation (All Funds)	14,502,235	15,202,235	15,202,235	14,039,985
Less Reverted (All Funds)	0	0	0	0
Less Restricted (All Funds)	0	0	0	0
Budget Authority (All Funds)	14,502,235	15,202,235	15,202,235	14,039,985
Actual Expenditures (All Funds)	13,429,043	14,840,437	4,238,721	N/A
Unexpended (All Funds)	1,073,192	361,798	10,963,514	N/A
Unexpended, by Fund:				
General Revenue	0	0	0	N/A
Federal	0	0	0	N/A
Other	1,073,192	361,798	10,963,514	N/A



Reverted includes Governor's standard 3 percent reserve (when applicable).
 Restricted includes any extraordinary expenditure restriction (when applicable).

NOTES:

CORE RECONCILIATION DETAIL

**DEPARTMENT OF ECONOMIC DEVELOPMENT
MISSOURI JOB DEVELOPMENT**

5. CORE RECONCILIATION DETAIL

	Budget Class	FTE	GR	Federal	Other	Total	Explanation
TAFP AFTER VETOES							
	PD	0.00	0	0	14,039,985	14,039,985	
	Total	0.00	0	0	14,039,985	14,039,985	
DEPARTMENT CORE REQUEST							
	PD	0.00	0	0	14,039,985	14,039,985	
	Total	0.00	0	0	14,039,985	14,039,985	
GOVERNOR'S RECOMMENDED CORE							
	PD	0.00	0	0	14,039,985	14,039,985	
	Total	0.00	0	0	14,039,985	14,039,985	

DECISION ITEM DETAIL

Budget Unit	FY 2015	FY 2015	FY 2016	FY 2016	FY 2017	FY 2017	FY 2017	FY 2017
Decision Item	ACTUAL	ACTUAL	BUDGET	BUDGET	DEPT REQ	DEPT REQ	GOV REC	GOV REC
Budget Object Class	DOLLAR	FTE	DOLLAR	FTE	DOLLAR	FTE	DOLLAR	FTE
MISSOURI JOB DEVELOPMENT								
CORE								
PROGRAM DISTRIBUTIONS	4,238,721	0.00	14,039,985	0.00	14,039,985	0.00	14,039,985	0.00
TOTAL - PD	4,238,721	0.00	14,039,985	0.00	14,039,985	0.00	14,039,985	0.00
GRAND TOTAL	\$4,238,721	0.00	\$14,039,985	0.00	\$14,039,985	0.00	\$14,039,985	0.00
GENERAL REVENUE	\$0	0.00	\$0	0.00	\$0	0.00	\$0	0.00
FEDERAL FUNDS	\$0	0.00	\$0	0.00	\$0	0.00	\$0	0.00
OTHER FUNDS	\$4,238,721	0.00	\$14,039,985	0.00	\$14,039,985	0.00	\$14,039,985	0.00

PROGRAM DESCRIPTION

Department: Economic Development

Program Name: Missouri Works Job Development Fund

Program is found in the following core budget(s): Missouri Works Job Development Fund

1. What does this program do?

The Missouri Works Job Development Fund is the funding source for the Missouri Customized Training Program, which is the most flexible and popular of Missouri's workforce training programs. It is essential in economic development efforts and is designed to create and retain jobs in the state through a skilled workforce. The Missouri Customized Training Program provides direct assistance to Missouri businesses for the training and retraining of new and existing employees. This program assists businesses of all sizes and in urban and rural locations. The workforce training is individualized to each company's specific needs.

In addition to this program, the 8 FTE funded by the Missouri Works Job Development Fund provide programmatic and administrative support to the Missouri Works Community College New Jobs Training Program and the Job Retention Training Program.

2. What is the authorization for this program, i.e., federal or state statute, etc.? (Include the federal program number, if applicable.)

620.800-620.809, RSMo.

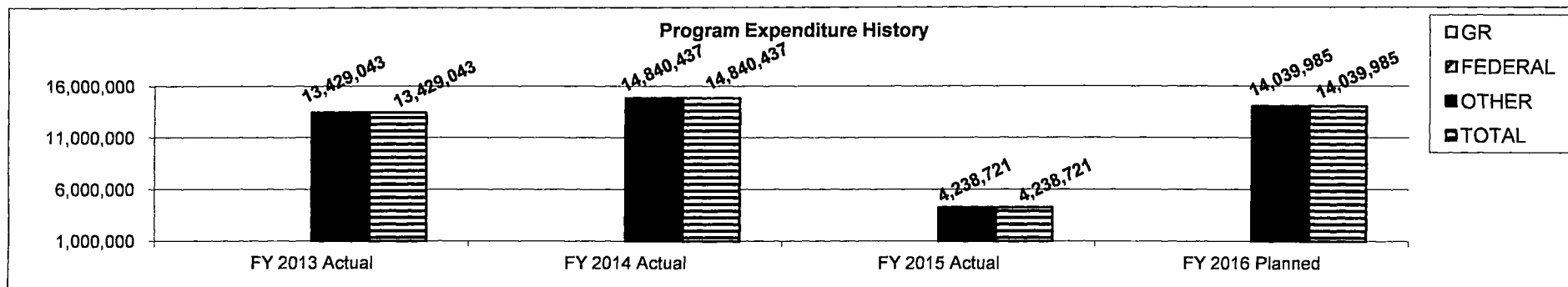
3. Are there federal matching requirements? If yes, please explain.

No

4. Is this a federally mandated program? If yes, please explain.

No

5. Provide actual expenditures for the prior three fiscal years and planned expenditures for the current fiscal year.



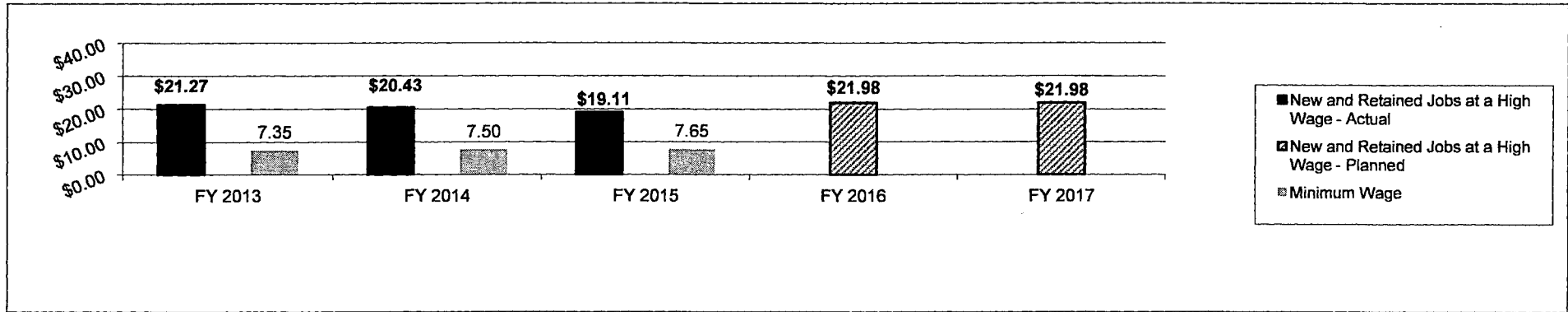
6. What are the sources of the "Other" funds?

Mo. Works Job Development Fund (0600)

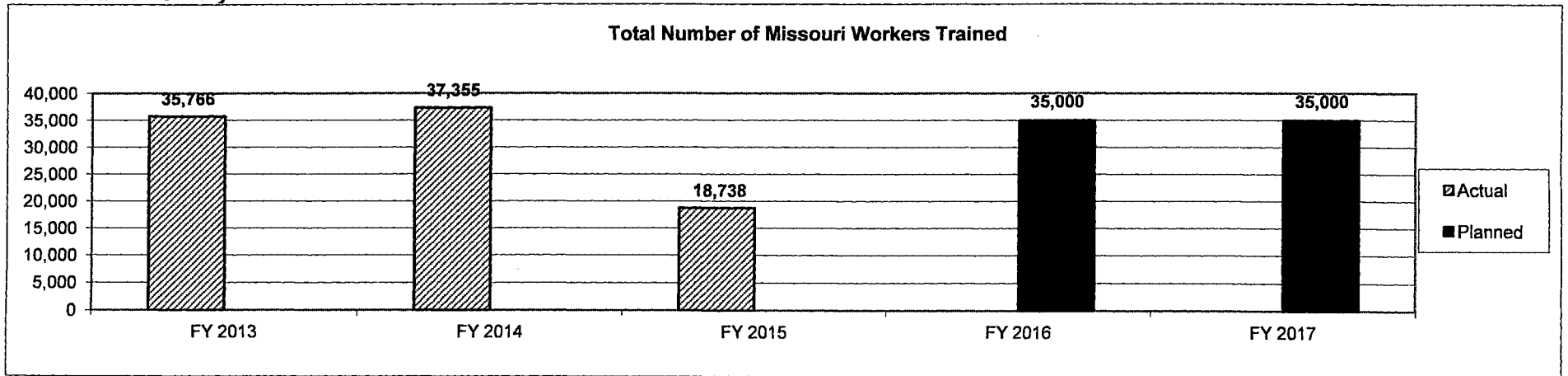
PROGRAM DESCRIPTION

Department: Economic Development
Program Name: Missouri Works Job Development Fund
Program is found in the following core budget(s): Missouri Works Job Development Fund

7a. Provide an effectiveness measure.
 New and Retained Jobs at a High Wage



7b. Provide an efficiency measure.



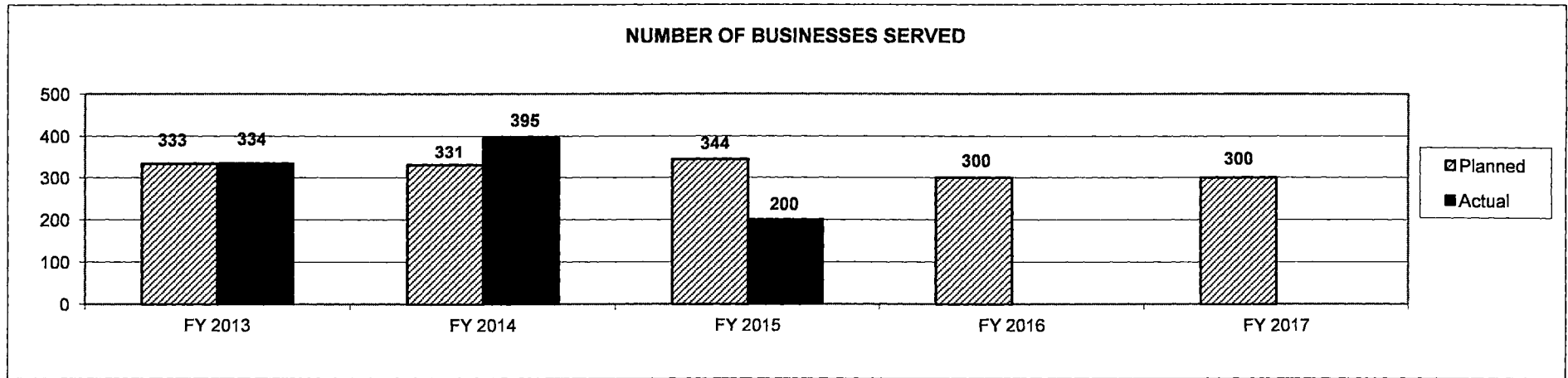
PROGRAM DESCRIPTION

Department: Economic Development

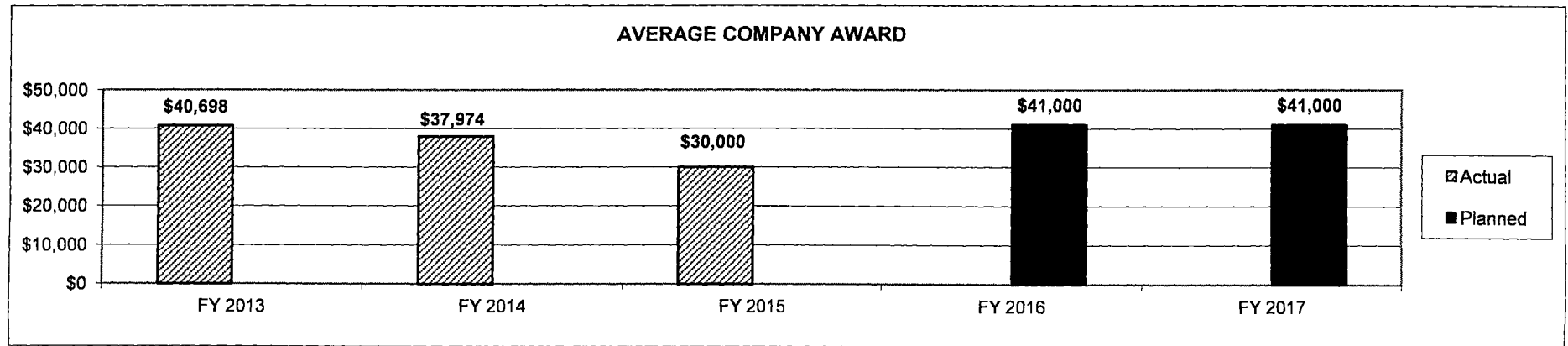
Program Name: Missouri Works Job Development Fund

Program is found in the following core budget(s): Missouri Works Job Development Fund

7c. Provide the number of businesses served



7d. Provide the average company award



BRASS REPORT 9

DECISION ITEM SUMMARY

Budget Unit									
Decision Item	FY 2015	FY 2015	FY 2016	FY 2016	FY 2017	FY 2017	FY 2017	FY 2017	FY 2017
Budget Object Summary	ACTUAL	ACTUAL	BUDGET	BUDGET	DEPT REQ	DEPT REQ	GOV REC	GOV REC	GOV REC
Fund	DOLLAR	FTE	DOLLAR	FTE	DOLLAR	FTE	DOLLAR	FTE	FTE
MO JOB DEVELOP FUND-TRANSFER									
CORE									
FUND TRANSFERS									
GENERAL REVENUE	13,546,337	0.00	8,805,677	0.00	8,805,677	0.00	6,305,677	0.00	0.00
TOTAL - TRF	13,546,337	0.00	8,805,677	0.00	8,805,677	0.00	6,305,677	0.00	0.00
TOTAL	13,546,337	0.00	8,805,677	0.00	8,805,677	0.00	6,305,677	0.00	0.00
GR Transfer for MJDF Pay Plan - 1419017									
FUND TRANSFERS									
GENERAL REVENUE	0	0.00	0	0.00	0	0.00	9,989	0.00	0.00
TOTAL - TRF	0	0.00	0	0.00	0	0.00	9,989	0.00	0.00
TOTAL	0	0.00	0	0.00	0	0.00	9,989	0.00	0.00
GRAND TOTAL	\$13,546,337	0.00	\$8,805,677	0.00	\$8,805,677	0.00	\$6,315,666	0.00	0.00

CORE DECISION ITEM

Department:	Economic Development	Budget Unit	42130C
Division:	Workforce Development		
Core:	MO Works Job Development Fund Transfer		

1. CORE FINANCIAL SUMMARY

	FY 2017 Budget Request			
	GR	Federal	Other	Total
PS	0	0	0	0
EE	0	0	0	0
PSD	0	0	0	0
TRF	8,805,677	0	0	8,805,677
Total	8,805,677	0	0	8,805,677
FTE	0.00	0.00	0.00	0.00

	FY 2017 Governor's Recommendation			
	GR	Fed	Other	Total
PS	0	0	0	0
EE	0	0	0	0
PSD	0	0	0	0
TRF	6,305,677	0	0	6,305,677
Total	6,305,677	0	0	6,305,677
FTE	0.00	0.00	0.00	0.00

Est. Fringe	0	0	0	0
--------------------	---	---	---	---

Note: Fringes budgeted in House Bill 5 except for certain fringes budgeted directly to MoDOT, Highway Patrol, and Conservation.

Est. Fringe	0	0	0	0
--------------------	---	---	---	---

Note: Fringes budgeted in House Bill 5 except for certain fringes budgeted directly to MoDOT, Highway Patrol, and Conservation.

Other Funds:
Notes: ~ \$14,039,985 spending authority associated with this transfer can be found in the Missouri Works Job Development Fund core.

 ~ \$466,946 can be found in the Workforce Administration core (\$385,557 PS and \$81,389 EE).

Other Funds:
Notes: ~ \$14,039,985 spending authority associated with this transfer can be found in the Missouri Works Job Development Fund core.

 ~ \$466,946 can be found in the Workforce Administration core (\$385,557 PS and \$81,389 EE).

2. CORE DESCRIPTION

The Missouri Works Job Development Fund provides the funding for the Missouri Customized Training Program, which is the more flexible and popular of Missouri's workforce training programs. It is an essential tool in economic development efforts and designed to create and retain jobs in the state through a skilled workforce. The Missouri Customized Training Program provides direct assistance to Missouri businesses for the training and retraining of new and existing employees. The workforce training is individualized to each company's specific needs. The program is administered locally by community colleges and technical schools.

3. PROGRAM LISTING (list programs included in this core funding)

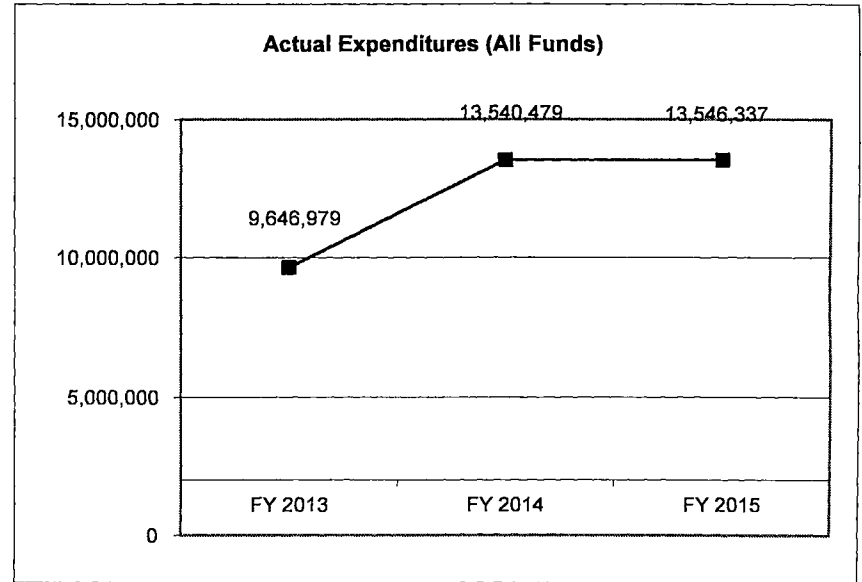
MO Works Job Development Fund Transfer

CORE DECISION ITEM

Department: Economic Development	Budget Unit <u>42130C</u>
Division: Workforce Development	
Core: MO Works Job Development Fund Transfer	

4. FINANCIAL HISTORY

	FY 2013 Actual	FY 2014 Actual	FY 2015 Actual	FY 2016 Current Yr.
Appropriation (All Funds)	9,945,339	13,959,257	13,965,296	8,805,677
Less Reverted (All Funds)	(298,360)	(418,778)	(418,959)	(264,170)
Less Restricted (All Funds)	0	0	0	
Budget Authority (All Funds)	<u>9,646,979</u>	<u>13,540,479</u>	<u>13,546,337</u>	<u>8,541,507</u>
Actual Expenditures (All Funds)	<u>9,646,979</u>	<u>13,540,479</u>	<u>13,546,337</u>	N/A
Unexpended (All Funds)	<u>0</u>	<u>0</u>	<u>0</u>	N/A
Unexpended, by Fund:				
General Revenue	0	0	0	N/A
Federal	0	0	0	N/A
Other	0	0	0	N/A



Reverted includes Governor's standard 3 percent reserve (when applicable).
 Restricted includes any extraordinary expenditure restriction (when applicable).

NOTES: This is the GR transfer that funds the MO Works Job Development Fund.

CORE RECONCILIATION DETAIL

**DEPARTMENT OF ECONOMIC DEVELOPMENT
MO JOB DEVELOP FUND-TRANSFER**

5. CORE RECONCILIATION DETAIL

	Budget Class	FTE	GR	Federal	Other	Total	Explanation
TAFP AFTER VETOES							
	TRF	0.00	8,805,677	0	0	8,805,677	
	Total	0.00	8,805,677	0	0	8,805,677	
DEPARTMENT CORE REQUEST							
	TRF	0.00	8,805,677	0	0	8,805,677	
	Total	0.00	8,805,677	0	0	8,805,677	
GOVERNOR'S ADDITIONAL CORE ADJUSTMENTS							
Core Reduction	1721 T355 TRF	0.00	(2,500,000)	0	0	(2,500,000)	
	NET GOVERNOR CHANGES	0.00	(2,500,000)	0	0	(2,500,000)	
GOVERNOR'S RECOMMENDED CORE							
	TRF	0.00	6,305,677	0	0	6,305,677	
	Total	0.00	6,305,677	0	0	6,305,677	

DECISION ITEM DETAIL

Budget Unit	FY 2015	FY 2015	FY 2016	FY 2016	FY 2017	FY 2017	FY 2017	FY 2017
Decision Item	ACTUAL	ACTUAL	BUDGET	BUDGET	DEPT REQ	DEPT REQ	GOV REC	GOV REC
Budget Object Class	DOLLAR	FTE	DOLLAR	FTE	DOLLAR	FTE	DOLLAR	FTE
MO JOB DEVELOP FUND-TRANSFER								
CORE								
TRANSFERS OUT	13,546,337	0.00	8,805,677	0.00	8,805,677	0.00	6,305,677	0.00
TOTAL - TRF	13,546,337	0.00	8,805,677	0.00	8,805,677	0.00	6,305,677	0.00
GRAND TOTAL	\$13,546,337	0.00	\$8,805,677	0.00	\$8,805,677	0.00	\$6,305,677	0.00
GENERAL REVENUE	\$13,546,337	0.00	\$8,805,677	0.00	\$8,805,677	0.00	\$6,305,677	0.00
FEDERAL FUNDS	\$0	0.00	\$0	0.00	\$0	0.00	\$0	0.00
OTHER FUNDS	\$0	0.00	\$0	0.00	\$0	0.00	\$0	0.00

PROGRAM DESCRIPTION

Department: Economic Development

Program Name: Missouri Works Job Development Fund Transfer

Program is found in the following core budget(s): Missouri Works Job Development Fund Transfer

1. What does this program do?

The Missouri Works Training Job Development Fund is the funding source for the Customized Training Program. Missouri Works Customized Training is the more flexible and popular of Missouri's workforce training programs and is essential in economic development efforts and designed to create and retain jobs in the state through a skilled workforce. The Missouri Customized Training Program provides direct assistance to Missouri businesses for the training and retraining of new and existing employees. This program assists all sizes of businesses and in urban and rural locations. The workforce training is individualized to each company's specific needs.

In addition to this program, the 8 FTE funded by the Missouri Works Job Development Fund provide programmatic and administrative support to the Missouri Works Community College New Jobs Training Program and the Job Retention Training Program.

2. What is the authorization for this program, i.e., federal or state statute, etc.? (Include the federal program number, if applicable.)

620.800 - 620.809, RSMo.

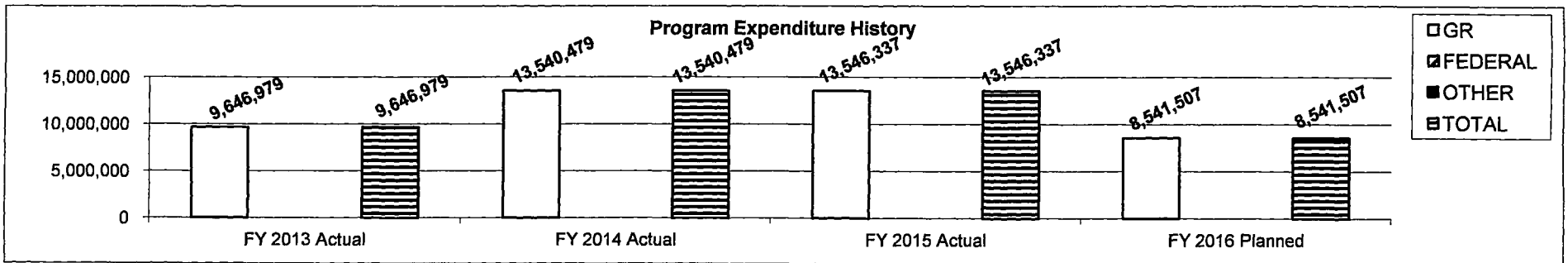
3. Are there federal matching requirements? If yes, please explain.

No

4. Is this a federally mandated program? If yes, please explain.

No

5. Provide actual expenditures for the prior three fiscal years and planned expenditures for the current fiscal year.



Note: Planned Expenditures for GR reflect 3% Governor's Reserve

6. What are the sources of the "Other " funds?

N/A

PROGRAM DESCRIPTION

Department: Economic Development

Program Name: Missouri Works Job Development Fund Transfer

Program is found in the following core budget(s): Missouri Works Job Development Fund Transfer

7a. Provide an effectiveness measure.

This is a GR transfer. Please refer to the Program Description for **Missouri Works Job Development Fund**.

7b. Provide an efficiency measure.

This is a GR transfer. Please refer to the Program Description for **Missouri Works Job Development Fund**.

7c. Provide the number of clients/individuals served, if applicable.

This is a GR transfer. Please refer to the Program Description for **Missouri Works Job Development Fund**.

7d. Provide a customer satisfaction measure, if available.

This is a GR transfer. Please refer to the Program Description for **Missouri Works Job Development Fund**.

NEW DECISION ITEM

RANK: 2 OF _____

Department _____	Budget Unit <u>Various</u>
Division _____	
DI Name: Pay Plan FY17	DI#: 000012 and 1419017

1. AMOUNT OF REQUEST

	FY 2017 Budget Request				FY 2017 Governor's Recommendation			
	GR	Federal	Other	Total	GR	Federal	Other	Total
PS	0	0	0	0	71,517	436,751	323,710	831,978
EE	0	0	0	0	0	0	0	0
PSD	0	0	0	0	0	0	0	0
TRF	0	0	0	0	0	0	0	0
Total	0	0	0	0	71,517	436,751	323,710	831,978

FTE	0.00	0.00	0.00	0.00		0.00	0.00	0.00	0.00
-----	------	------	------	------	--	------	------	------	------

Est. Fringe	0	0	0	0
--------------------	---	---	---	---

Note: Fringes budgeted in House Bill 5 except for certain fringes budgeted directly to MoDOT, Highway Patrol, and Conservation.

Est. Fringe	19,538	119,320	88,438	227,296
--------------------	--------	---------	--------	---------

Note: Fringes budgeted in House Bill 5 except for certain fringes budgeted directly to MoDOT, Highway Patrol, and Conservation.

Other Funds: _____

2. THIS REQUEST CAN BE CATEGORIZED AS:

<input type="checkbox"/> New Legislation	<input type="checkbox"/> New Program	<input type="checkbox"/> Fund Switch
<input type="checkbox"/> Federal Mandate	<input type="checkbox"/> Program Expansion	<input type="checkbox"/> Cost to Continue
<input type="checkbox"/> GR Pick-Up	<input type="checkbox"/> Space Request	<input type="checkbox"/> Equipment Replacement
<input checked="" type="checkbox"/> Pay Plan	<input type="checkbox"/> Other: _____	

3. WHY IS THIS FUNDING NEEDED? PROVIDE AN EXPLANATION FOR ITEMS CHECKED IN #2. INCLUDE THE FEDERAL OR STATE STATUTORY OR CONSTITUTIONAL AUTHORIZATION FOR THIS PROGRAM.

The Governor's Fiscal Year 2017 budget includes appropriation authority for a 2% pay raise for all state employees, except judges covered under the Missouri Citizens' Commission on Compensation for Elected Officials.

NDI 1419017 (\$9,989) is the corresponding General Revenue Transfer to the MO Works Job Development Fund to accommodate the Governor's Fiscal Year 2017 2% pay plan increase.

NEW DECISION ITEM
RANK: 2 OF

Department _____	Budget Unit <u>Various</u>
Division _____	
DI Name: Pay Plan FY17	DI#: 0000012 and 1419017

4. DESCRIBE THE DETAILED ASSUMPTIONS USED TO DERIVE THE SPECIFIC REQUESTED AMOUNT. (How did you determine that the requested number of FTE were appropriate? From what source or standard did you derive the requested levels of funding? Were alternatives such as outsourcing or automation considered? If based on new legislation, does request tie to TAFP fiscal note? If not, explain why. Detail which portions of the request are one-times and how those amounts were calculated.)

The appropriated amount for the Fiscal Year 17 pay plan was based on two percent of the core personal service appropriations.

5. BREAK DOWN THE REQUEST BY BUDGET OBJECT CLASS, JOB CLASS, AND FUND SOURCE. IDENTIFY ONE-TIME COSTS.

	Dept Req GR DOLLARS	Dept Req GR FTE	Dept Req FED DOLLARS	Dept Req FED FTE	Dept Req OTHER DOLLARS	Dept Req OTHER FTE	Dept Req TOTAL DOLLARS	Dept Req TOTAL FTE	Dept Req One-Time DOLLARS
							0	0.0	
							0	0.0	
Total PS	0	0.0	0	0.0	0	0.0	0	0.0	0
Grand Total	0	0.0	0	0.0	0	0.0	0	0.0	0

	Gov Rec GR DOLLARS	Gov Rec GR FTE	Gov Rec FED DOLLARS	Gov Rec FED FTE	Gov Rec OTHER DOLLARS	Gov Rec OTHER FTE	Gov Rec TOTAL DOLLARS	Gov Rec TOTAL FTE	Gov Rec One-Time DOLLARS
							0	0.0	
	71,517		436,751		323,710		831,978	0.0	
Total PS	71,517	0.0	436,751	0.0	323,710	0.0	831,978	0.0	0
Grand Total	71,517	0.0	436,751	0.0	323,710	0.0	831,978	0.0	0

DECISION ITEM DETAIL

Budget Unit	FY 2015	FY 2015	FY 2016	FY 2016	FY 2017	FY 2017	FY 2017	FY 2017
Decision Item	ACTUAL	ACTUAL	BUDGET	BUDGET	DEPT REQ	DEPT REQ	GOV REC	GOV REC
Budget Object Class	DOLLAR	FTE	DOLLAR	FTE	DOLLAR	FTE	DOLLAR	FTE
MO JOB DEVELOP FUND-TRANSFER								
GR Transfer for MJDF Pay Plan - 1419017								
TRANSFERS OUT	0	0.00	0	0.00	0	0.00	9,989	0.00
TOTAL - TRF	0	0.00	0	0.00	0	0.00	9,989	0.00
GRAND TOTAL	\$0	0.00	\$0	0.00	\$0	0.00	\$9,989	0.00
GENERAL REVENUE	\$0	0.00	\$0	0.00	\$0	0.00	\$9,989	0.00
FEDERAL FUNDS	\$0	0.00	\$0	0.00	\$0	0.00	\$0	0.00
OTHER FUNDS	\$0	0.00	\$0	0.00	\$0	0.00	\$0	0.00

BRASS REPORT 9

DECISION ITEM SUMMARY

Budget Unit	FY 2015	FY 2015	FY 2016	FY 2016	FY 2017	FY 2017	FY 2017	FY 2017
Decision Item	ACTUAL	ACTUAL	BUDGET	BUDGET	DEPT REQ	DEPT REQ	GOV REC	GOV REC
Budget Object Summary	DOLLAR	FTE	DOLLAR	FTE	DOLLAR	FTE	DOLLAR	FTE
Fund	DOLLAR	FTE	DOLLAR	FTE	DOLLAR	FTE	DOLLAR	FTE
COMM COLLEGE NEW JOBS TRAININ								
CORE								
PROGRAM-SPECIFIC								
MO WORKS COMM COLL JOB TRAIN	6,319,681	0.00	16,000,000	0.00	16,000,000	0.00	16,000,000	0.00
TOTAL - PD	6,319,681	0.00	16,000,000	0.00	16,000,000	0.00	16,000,000	0.00
TOTAL	6,319,681	0.00	16,000,000	0.00	16,000,000	0.00	16,000,000	0.00
GRAND TOTAL	\$6,319,681	0.00	\$16,000,000	0.00	\$16,000,000	0.00	\$16,000,000	0.00

CORE DECISION ITEM

Department: Economic Development	Budget Unit <u>42150C</u>
Division: Workforce Development	
Core: MO Works Community College New Jobs Training	

1. CORE FINANCIAL SUMMARY

	FY 2017 Budget Request			
	GR	Federal	Other	Total
PS	0	0	0	0
EE	0	0	0	0
PSD	0	0	16,000,000	16,000,000
TRF	0	0	0	0
Total	0	0	16,000,000	16,000,000
FTE	0.00	0.00	0.00	0.00

	FY 2017 Governor's Recommendation			
	GR	Fed	Other	Total
PS	0	0	0	0
EE	0	0	0	0
PSD	0	0	16,000,000	16,000,000
TRF	0	0	0	0
Total	0	0	16,000,000	16,000,000
FTE	0.00	0.00	0.00	0.00

Est. Fringe	0	0	0	0
--------------------	---	---	---	---

Note: Fringes budgeted in House Bill 5 except for certain fringes budgeted directly to MoDOT, Highway Patrol, and Conservation.

Est. Fringe	0	0	0	0
--------------------	---	---	---	---

Note: Fringes budgeted in House Bill 5 except for certain fringes budgeted directly to MoDOT, Highway Patrol, and Conservation.

Other Funds: Community College New Jobs Training (0563)
Notes:

Other Funds: Community College New Jobs Training (0563)
Notes:

2. CORE DESCRIPTION

The Missouri Works Community College New Jobs Training Program provides assistance to eligible companies to train workers in newly created jobs. The program is suited for competitive projects with a substantial amount of job creation. Mo Works New Jobs Training helps offset training costs normally associated with a new start-up or expansion. Funds are generated by diverting a portion of the state employer withholding tax based on the payroll of the newly created jobs and using that funding to reimburse training costs. The program is administered locally by community colleges and technical schools.

3. PROGRAM LISTING (list programs included in this core funding)

The MO Works Community College New Jobs Training Program

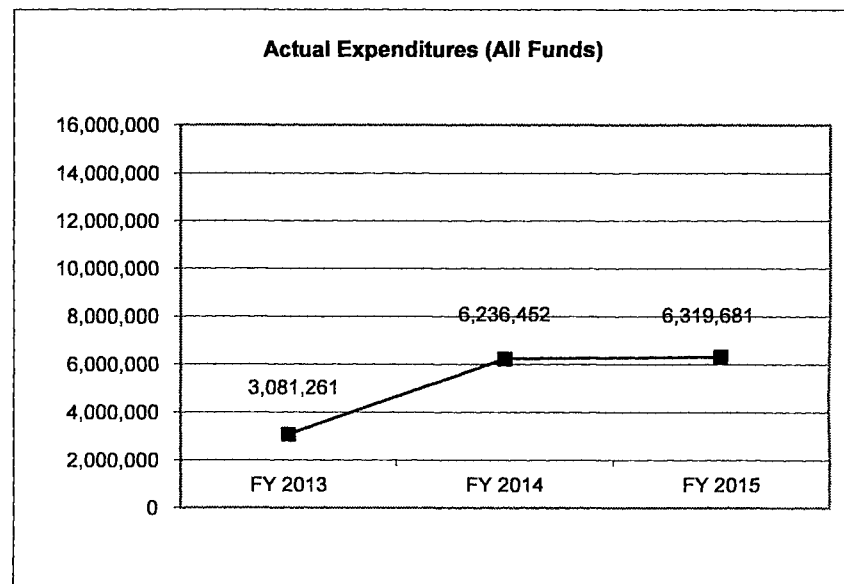
CORE DECISION ITEM

Department: Economic Development
Division: Workforce Development
Core: MO Works Community College New Jobs Training

Budget Unit 42150C

4. FINANCIAL HISTORY

	FY 2013 Actual	FY 2014 Actual	FY 2015 Actual	FY 2016 Current Yr.
Appropriation (All Funds)	16,000,000	16,000,000	16,000,000	16,000,000
Less Reverted (All Funds)	0	0	0	0
Less Restricted (All Funds)	0	0	0	0
Budget Authority (All Funds)	16,000,000	16,000,000	16,000,000	16,000,000
Actual Expenditures (All Funds)	3,081,261	6,236,452	6,319,681	N/A
Unexpended (All Funds)	12,918,739	9,763,548	9,680,319	N/A
Unexpended, by Fund:				
General Revenue	0	0	0	N/A
Federal	0	0	0	N/A
Other	12,918,739	9,763,548	9,680,319	N/A
	(1)	(1)	(1)	



Reverted includes Governor's standard 3 percent reserve (when applicable).
 Restricted includes any extraordinary expenditure restriction (when applicable).

NOTES: (1) - Unexpended funds are caused by 2 factors. First, it is difficult to project how much money a company will need upfront in withholding. Withholding claims are based on the number of new jobs and wages which can vary month - to - month. This in turn affects the amount of funds expended by project and overall. (2) Secondly, the total unexpended portion is often reserved for outstanding commitments attraction or expansion projects.

CORE RECONCILIATION DETAIL

**DEPARTMENT OF ECONOMIC DEVELOPMENT
COMM COLLEGE NEW JOBS TRAINING**

5. CORE RECONCILIATION DETAIL

	Budget Class	FTE	GR	Federal	Other	Total	Explanation
TAFP AFTER VETOES							
	PD	0.00	0	0	16,000,000	16,000,000	
	Total	0.00	0	0	16,000,000	16,000,000	
DEPARTMENT CORE REQUEST							
	PD	0.00	0	0	16,000,000	16,000,000	
	Total	0.00	0	0	16,000,000	16,000,000	
GOVERNOR'S RECOMMENDED CORE							
	PD	0.00	0	0	16,000,000	16,000,000	
	Total	0.00	0	0	16,000,000	16,000,000	

DECISION ITEM DETAIL

Budget Unit	FY 2015	FY 2015	FY 2016	FY 2016	FY 2017	FY 2017	FY 2017	FY 2017
Decision Item	ACTUAL	ACTUAL	BUDGET	BUDGET	DEPT REQ	DEPT REQ	GOV REC	GOV REC
Budget Object Class	DOLLAR	FTE	DOLLAR	FTE	DOLLAR	FTE	DOLLAR	FTE
COMM COLLEGE NEW JOBS TRAININ								
CORE								
PROGRAM DISTRIBUTIONS	6,319,681	0.00	16,000,000	0.00	16,000,000	0.00	16,000,000	0.00
TOTAL - PD	6,319,681	0.00	16,000,000	0.00	16,000,000	0.00	16,000,000	0.00
GRAND TOTAL	\$6,319,681	0.00	\$16,000,000	0.00	\$16,000,000	0.00	\$16,000,000	0.00
GENERAL REVENUE	\$0	0.00	\$0	0.00	\$0	0.00	\$0	0.00
FEDERAL FUNDS	\$0	0.00	\$0	0.00	\$0	0.00	\$0	0.00
OTHER FUNDS	\$6,319,681	0.00	\$16,000,000	0.00	\$16,000,000	0.00	\$16,000,000	0.00

PROGRAM DESCRIPTION

Department: Economic Development

Program Name: Missouri Works Community College New Jobs Training Program

Program is found in the following core budget(s): Missouri Works Community College New Jobs Training

1. What does this program do?

The Missouri Works Community College New Jobs Training Program provides assistance to eligible companies to train workers in newly created jobs. The program is suited for competitive projects with a substantial amount of job creation. The design of the program enables it to serve as an economic development incentive. Mo Works New Jobs Training helps offset training costs normally associated with a new start-up or expansion. Funds are generated by diverting a portion of the state employer withholding tax based on the payroll of the newly created jobs and using that funding to reimburse company training costs. The support for this program is provided by the 8 FTE funded by the Missouri Works Job Development Fund.

2. What is the authorization for this program, i.e., federal or state statute, etc.? (Include the federal program number, if applicable.)

620.800 - 620.809, RSMo.

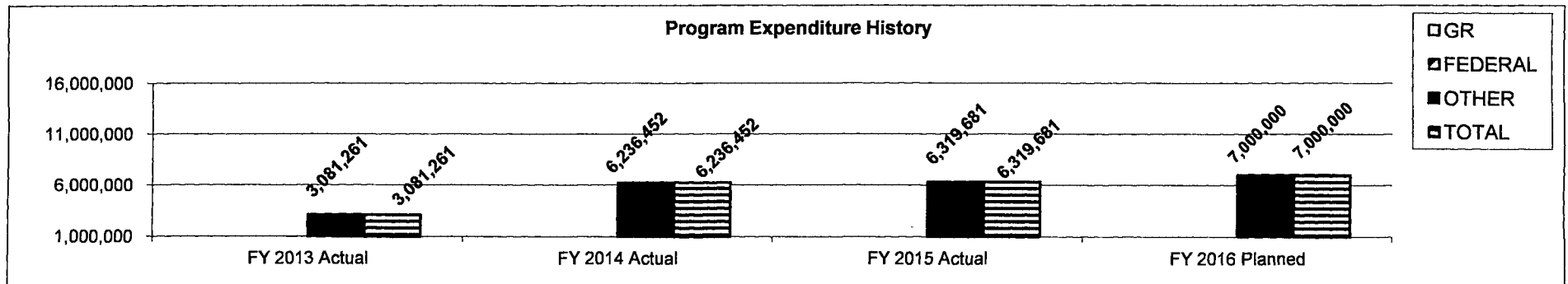
3. Are there federal matching requirements? If yes, please explain.

No

4. Is this a federally mandated program? If yes, please explain.

No

5. Provide actual expenditures for the prior three fiscal years and planned expenditures for the current fiscal year.



6. What are the sources of the "Other " funds?

Community College New Jobs Training Fund (0563)

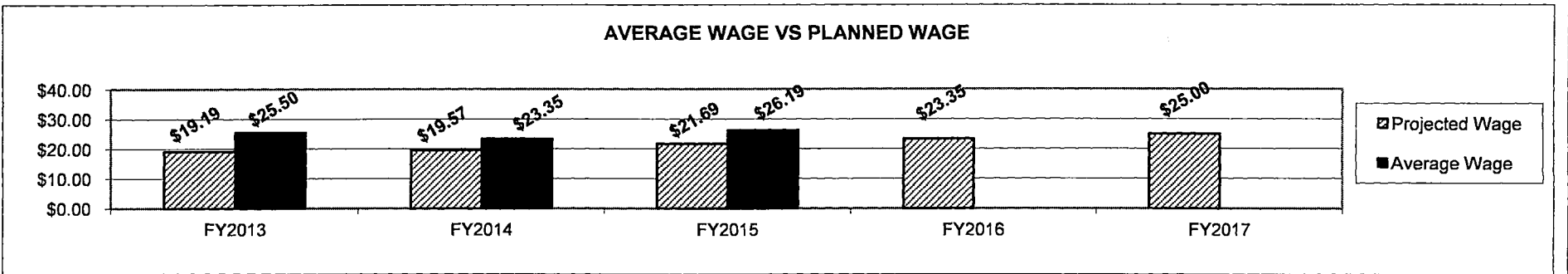
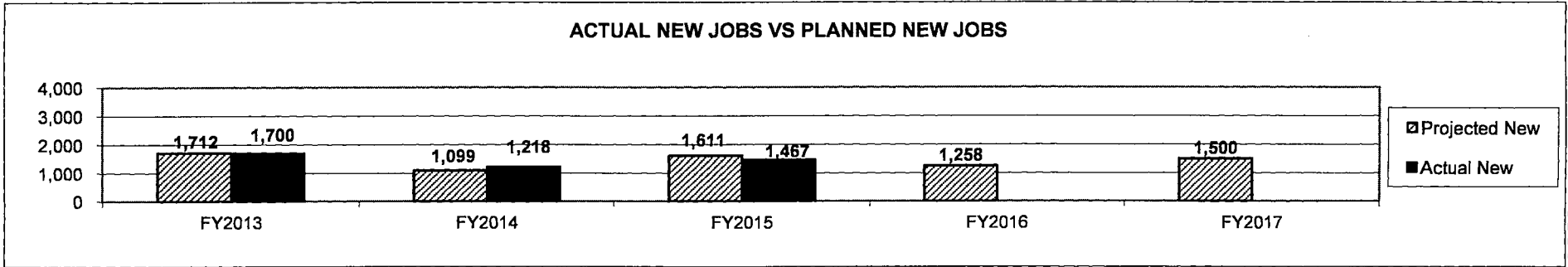
PROGRAM DESCRIPTION

Department: Economic Development

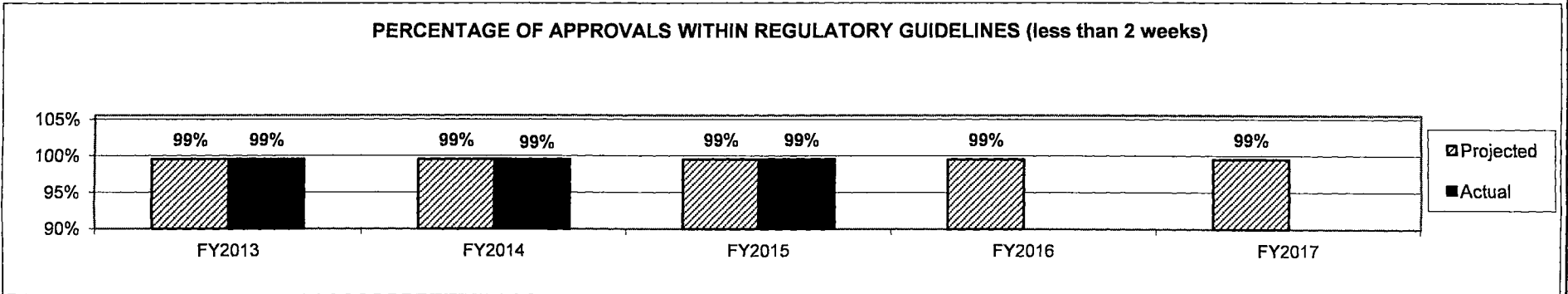
Program Name: Missouri Works Community College New Jobs Training Program

Program is found in the following core budget(s): Missouri Works Community College New Jobs Training

7a. Provide an effectiveness measure.



7b. Provide an efficiency measure.



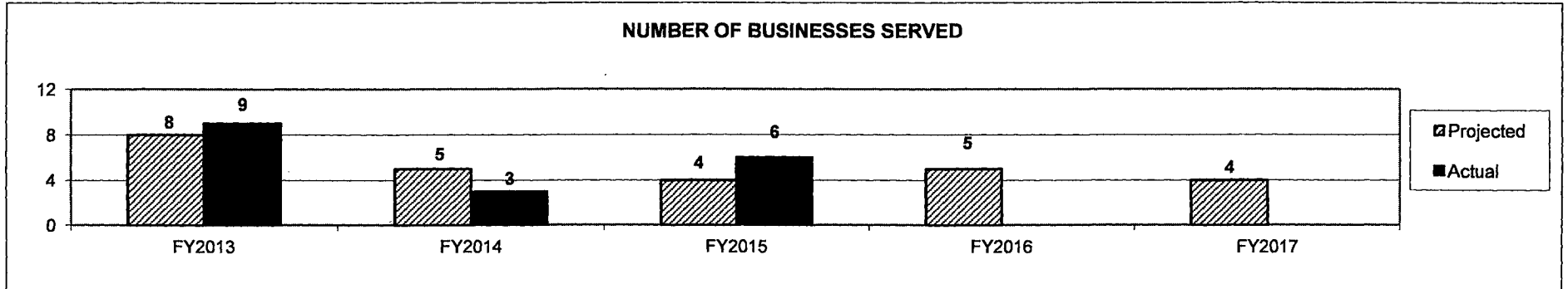
PROGRAM DESCRIPTION

Department: Economic Development

Program Name: Missouri Works Community College New Jobs Training Program

Program is found in the following core budget(s): Missouri Works Community College New Jobs Training

7c. Provide the number of clients/individuals served, if applicable.



7d. Provide a customer satisfaction measure, if available.

N/A

BRASS REPORT 9

DECISION ITEM SUMMARY

Budget Unit								
Decision Item	FY 2015	FY 2015	FY 2016	FY 2016	FY 2017	FY 2017	FY 2017	FY 2017
Budget Object Summary	ACTUAL	ACTUAL	BUDGET	BUDGET	DEPT REQ	DEPT REQ	GOV REC	GOV REC
Fund	DOLLAR	FTE	DOLLAR	FTE	DOLLAR	FTE	DOLLAR	FTE
JOBS RETENTION TRAINING PRG								
CORE								
PROGRAM-SPECIFIC								
MO WORKS COM COL JOB RET TRAIN	8,570,164	0.00	10,000,000	0.00	10,000,000	0.00	10,000,000	0.00
TOTAL - PD	8,570,164	0.00	10,000,000	0.00	10,000,000	0.00	10,000,000	0.00
TOTAL	8,570,164	0.00	10,000,000	0.00	10,000,000	0.00	10,000,000	0.00
GRAND TOTAL	\$8,570,164	0.00	\$10,000,000	0.00	\$10,000,000	0.00	\$10,000,000	0.00

CORE DECISION ITEM

Department: Economic Development	Budget Unit 42155C
Division: Workforce Development	
Core: MO Works Job Retention Training Program	

1. CORE FINANCIAL SUMMARY

	FY 2017 Budget Request			
	GR	Federal	Other	Total
PS	0	0	0	0
EE	0	0	0	0
PSD	0	0	10,000,000	10,000,000
TRF	0	0	0	0
Total	0	0	10,000,000	10,000,000

FTE 0.00 0.00 0.00 0.00

Est. Fringe	0	0	0	0
--------------------	---	---	---	---

Note: Fringes budgeted in House Bill 5 except for certain fringes budgeted directly to MoDOT, Highway Patrol, and Conservation.

Other Funds: Job Retention Training Program Fund (0717)

	FY 2017 Governor's Recommendation			
	GR	Fed	Other	Total
PS	0	0	0	0
EE	0	0	0	0
PSD	0	0	10,000,000	10,000,000
TRF	0	0	0	0
Total	0	0	10,000,000	10,000,000

FTE 0.00 0.00 0.00 0.00

Est. Fringe	0	0	0	0
--------------------	---	---	---	---

Note: Fringes budgeted in House Bill 5 except for certain fringes budgeted directly to MoDOT, Highway Patrol, and Conservation.

Other Funds: Job Retention Training Program Fund (0717)

2. CORE DESCRIPTION

The Missouri Works Job Retention Training Program offers an incentive for the retention of existing jobs by providing education and training to existing industries. The program targets companies with plans to move outside the state to find skilled labor by providing training assistance for workers to increase their skill level. The funding is generated from the withholding tax on retained jobs. DED/DWD must have this appropriation authority to disseminate money to the community college trustees to retire the bonds or meet the training project agreement amount. There is a \$45 million cap on the amount of outstanding certificates for this program, so it is estimated that at least \$10 million is required to handle that debt load (Section 620.809, RSMo.) The program is administered locally by the community colleges.

3. PROGRAM LISTING (list programs included in this core funding)

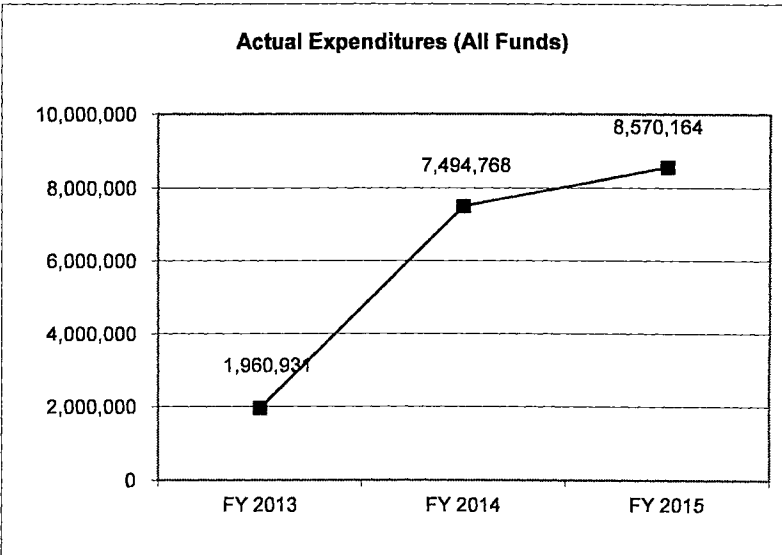
MO Works Job Retention Training Program

CORE DECISION ITEM

Department:	Economic Development	Budget Unit	42155C
Division:	Workforce Development		
Core:	MO Works Job Retention Training Program		

4. FINANCIAL HISTORY

	FY 2013 Actual	FY 2014 Actual	FY 2015 Actual	FY 2016 Current Yr.
Appropriation (All Funds)	10,000,000	10,000,000	10,000,000	10,000,000
Less Reverted (All Funds)	0	0	0	0
Less Restricted (All Funds)	0	0	0	0
Budget Authority (All Funds)	10,000,000	10,000,000	10,000,000	10,000,000
Actual Expenditures (All Funds)	1,960,931	7,494,768	8,570,164	N/A
Unexpended (All Funds)	8,039,069	2,505,232	1,429,836	N/A
Unexpended, by Fund:				
General Revenue	0	0	0	N/A
Federal	0	0	0	N/A
Other	8,039,069	2,505,232	1,429,836	N/A
	(1)	(1)	(1)	



Reverted includes Governor's standard 3 percent reserve (when applicable).
 Restricted includes any extraordinary expenditure restriction (when applicable).

Notes: (1) Unexpended funds are caused by 2 factors. Withholding claims are based on the number of retained jobs and wages which can vary month-to-month. This in turn affects the amount of funds expended. Secondly, the unexpended portion is reserved for outstanding commitments made to companies for projects that have not finalized yet.

CORE RECONCILIATION DETAIL

**DEPARTMENT OF ECONOMIC DEVELOPMENT
JOBS RETENTION TRAINING PRG**

5. CORE RECONCILIATION DETAIL

	Budget Class	FTE	GR	Federal	Other	Total	Explanation
TAFP AFTER VETOES							
	PD	0.00	0	0	10,000,000	10,000,000	
	Total	0.00	0	0	10,000,000	10,000,000	
DEPARTMENT CORE REQUEST							
	PD	0.00	0	0	10,000,000	10,000,000	
	Total	0.00	0	0	10,000,000	10,000,000	
GOVERNOR'S RECOMMENDED CORE							
	PD	0.00	0	0	10,000,000	10,000,000	
	Total	0.00	0	0	10,000,000	10,000,000	

DECISION ITEM DETAIL

Budget Unit	FY 2015	FY 2015	FY 2016	FY 2016	FY 2017	FY 2017	FY 2017	FY 2017
Decision Item	ACTUAL	ACTUAL	BUDGET	BUDGET	DEPT REQ	DEPT REQ	GOV REC	GOV REC
Budget Object Class	DOLLAR	FTE	DOLLAR	FTE	DOLLAR	FTE	DOLLAR	FTE
JOBS RETENTION TRAINING PRG								
CORE								
PROGRAM DISTRIBUTIONS	8,570,164	0.00	10,000,000	0.00	10,000,000	0.00	10,000,000	0.00
TOTAL - PD	8,570,164	0.00	10,000,000	0.00	10,000,000	0.00	10,000,000	0.00
GRAND TOTAL	\$8,570,164	0.00	\$10,000,000	0.00	\$10,000,000	0.00	\$10,000,000	0.00
GENERAL REVENUE	\$0	0.00	\$0	0.00	\$0	0.00	\$0	0.00
FEDERAL FUNDS	\$0	0.00	\$0	0.00	\$0	0.00	\$0	0.00
OTHER FUNDS	\$8,570,164	0.00	\$10,000,000	0.00	\$10,000,000	0.00	\$10,000,000	0.00

PROGRAM DESCRIPTION

Department: Economic Development
Program Name: Missouri Works Job Retention Training Program
Program is found in the following core budget(s): Job Retention Training Program

1. What does this program do?

This program offers an incentive for the retention of existing jobs by providing education and training to existing industries. It targets companies at risk to relocate out of the state due to a need for highly-skilled workers. The program serves as a training program and as an economic development incentive program for retention. The support for this program is provided by the 8 FTE funded by the Missouri Works Job Development Fund.

2. What is the authorization for this program, i.e., federal or state statute, etc.? (Include the federal program number, if applicable.)

620.800 - 620.809, RSMo.

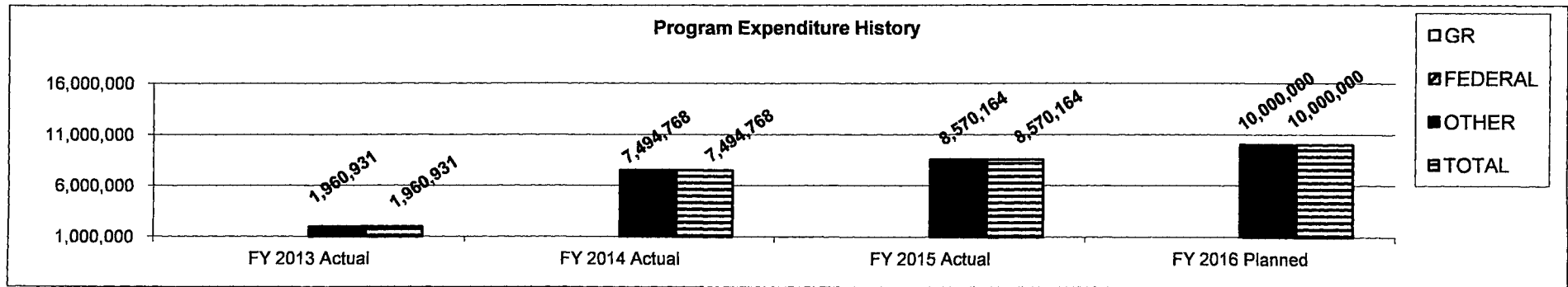
3. Are there federal matching requirements? If yes, please explain.

No

4. Is this a federally mandated program? If yes, please explain.

No

5. Provide actual expenditures for the prior three fiscal years and planned expenditures for the current fiscal year.



6. What are the sources of the "Other" funds?

Job Retention Training Program Fund (0717)

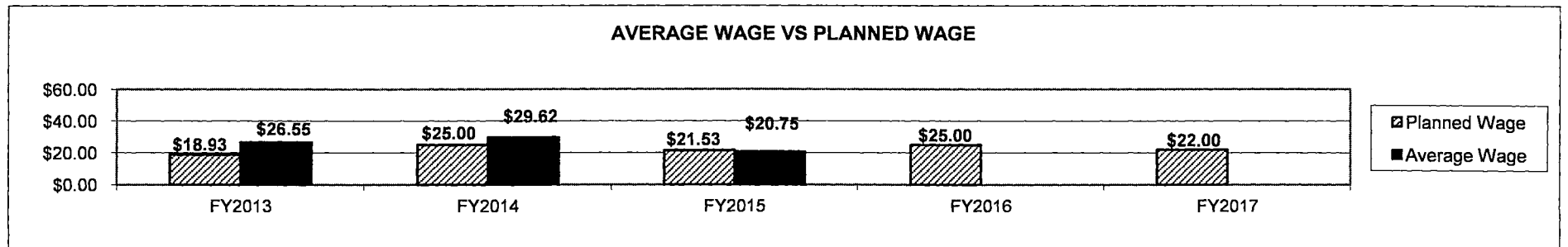

PROGRAM DESCRIPTION

Department: Economic Development

Program Name: Missouri Works Job Retention Training Program

Program is found in the following core budget(s): Job Retention Training Program


7a. Provide an effectiveness measure.



7b. Provide an efficiency measure.

N/A

7c. Provide the number of clients/individuals (businesses) served, if applicable.



7d. Provide a customer satisfaction measure, if available.

N/A

BRASS REPORT 9

DECISION ITEM SUMMARY

Budget Unit									
Decision Item	FY 2015	FY 2015	FY 2016	FY 2016	FY 2017	FY 2017	FY 2017	FY 2017	FY 2017
Budget Object Summary	ACTUAL	ACTUAL	BUDGET	BUDGET	DEPT REQ	DEPT REQ	GOV REC	GOV REC	GOV REC
Fund	DOLLAR	FTE	DOLLAR	FTE	DOLLAR	FTE	DOLLAR	FTE	FTE
WOMEN'S COUNCIL									
CORE									
PERSONAL SERVICES									
DIV JOB DEVELOPMENT & TRAINING	57,030	1.00	57,337	1.00	0	0.00	57,337	1.00	1.00
TOTAL - PS	57,030	1.00	57,337	1.00	0	0.00	57,337	1.00	1.00
EXPENSE & EQUIPMENT									
DIV JOB DEVELOPMENT & TRAINING	7,448	0.00	12,765	0.00	0	0.00	12,765	0.00	0.00
TOTAL - EE	7,448	0.00	12,765	0.00	0	0.00	12,765	0.00	0.00
TOTAL	64,478	1.00	70,102	1.00	0	0.00	70,102	1.00	1.00
Pay Plan - 0000012									
PERSONAL SERVICES									
DIV JOB DEVELOPMENT & TRAINING	0	0.00	0	0.00	0	0.00	1,147	0.00	0.00
TOTAL - PS	0	0.00	0	0.00	0	0.00	1,147	0.00	0.00
TOTAL	0	0.00	0	0.00	0	0.00	1,147	0.00	0.00
GRAND TOTAL	\$64,478	1.00	\$70,102	1.00	\$0	0.00	\$71,249	1.00	1.00

CORE DECISION ITEM

Department:	Economic Development	Budget Unit	42420C
Division:	Workforce Development		
Core:	Women's Council		

1. CORE FINANCIAL SUMMARY

	FY 2017 Budget Request					FY 2017 Governor's Recommendation			
	GR	Federal	Other	Total		GR	Fed	Other	Total
PS	0	0	0	0	PS	0	57,337	0	57,337
EE	0	0	0	0	EE	0	12,765	0	12,765
PSD	0	0	0	0	PSD	0	0	0	0
TRF	0	0	0	0	TRF	0	0	0	0
Total	<u>0</u>	<u>0</u>	<u>0</u>	<u>0</u>	Total	<u>0</u>	<u>70,102</u>	<u>0</u>	<u>70,102</u>
FTE	0.00	0.00	0.00	0.00	FTE	0.00	1.00	0.00	1.00

Est. Fringe	0	0	0	0
--------------------	---	---	---	---

Note: Fringes budgeted in House Bill 5 except for certain fringes budgeted directly to MoDOT, Highway Patrol, and Conservation.

Est. Fringe	0	25,564	0	25,564
--------------------	---	--------	---	--------

Note: Fringes budgeted in House Bill 5 except for certain fringes budgeted directly to MoDOT, Highway Patrol, and Conservation.

Other Funds:

Other Funds:

2. CORE DESCRIPTION

The Missouri Women's Council was founded in 1985 by the State's 83rd General Assembly to identify and address issues affecting the economics and employment status of Missouri women. Per Section 186.016, RSMo., the mission of the Missouri Women's Council is to promote and increase women's economic and employment opportunities through education and training programs to aid in and ensure entry into the labor market; to promote occupational mobility of women workers in lower and middle levels of employment; to promote access to jobs with more skill and responsibility; to initiate programs to assist women in small business enterprises; to assure access of women to nontraditional skilled trades through greater participation in apprenticeship programs and vocational and technical training; to participate in already existing federal, state or privately funded programs with other state departments and/or divisions; to conduct programs, studies, seminars, and conferences in cooperation with federal, state, and local agencies in the following areas: educational needs and opportunities; federal and state affecting the rights and responsibilities of women; and women-owned business enterprises.

3. PROGRAM LISTING (list programs included in this core funding)

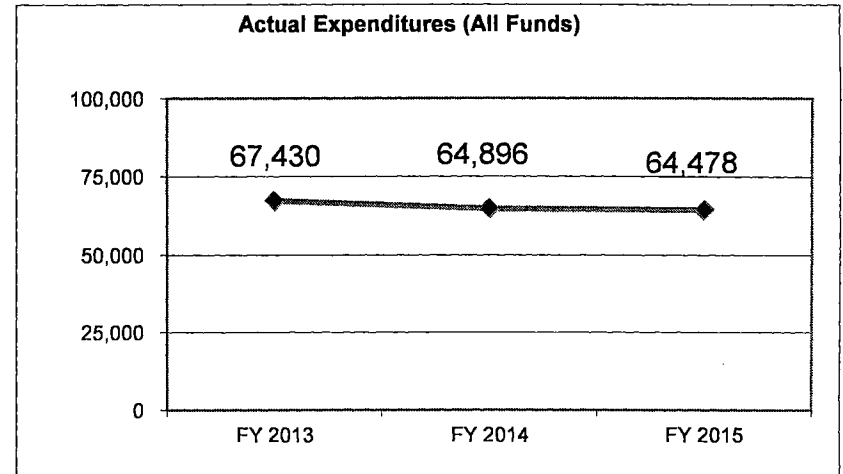
- Women's Council, which provides the following:
- Non-traditional skills training.
 - Training programs for women in the workforce and women in business
 - Self Sufficiency Standard Plan
 - Certification assistance for Minority/Women Business Enterprise Program

CORE DECISION ITEM

Department:	Economic Development	Budget Unit	42420C
Division:	Workforce Development		
Core:	Women's Council		

4. FINANCIAL HISTORY

	FY 2013 Actual	FY 2014 Actual	FY 2015 Actual	FY 2016 Current Yr.
Appropriation (All Funds)	72,726	69,285	69,795	70,102
Less Reverted (All Funds)	0	0	0	0
Less Restricted (All Funds)	0	0	0	0
Budget Authority (All Funds)	72,726	69,285	69,795	70,102
Actual Expenditures (All Funds)	67,430	64,896	64,478	N/A
Unexpended (All Funds)	5,296	4,389	5,317	N/A
Unexpended, by Fund:				
General Revenue	0	0	0	N/A
Federal	5,296	4,389	5,317	N/A
Other	0	0	0	N/A



Reverted includes Governor's standard 3 percent reserve (when applicable).
 Restricted includes any extraordinary expenditure restriction (when applicable).

NOTES:

CORE RECONCILIATION DETAIL

**DEPARTMENT OF ECONOMIC DEVELOPMENT
WOMEN'S COUNCIL**

5. CORE RECONCILIATION DETAIL

		Budget Class	FTE	GR	Federal	Other	Total	Explanation
TAFP AFTER VETOES								
		PS	1.00	0	57,337	0	57,337	
		EE	0.00	0	12,765	0	12,765	
		Total	1.00	0	70,102	0	70,102	
DEPARTMENT CORE ADJUSTMENTS								
Core Reduction	1393 7040	PS	(1.00)	0	(57,337)	0	(57,337)	Move funding to DED Division of Administration
Core Reduction	1393 7041	EE	0.00	0	(12,765)	0	(12,765)	Move funding to DED Division of Administration
	NET DEPARTMENT CHANGES		(1.00)	0	(70,102)	0	(70,102)	
DEPARTMENT CORE REQUEST								
		PS	0.00	0	0	0	0	
		EE	0.00	0	0	0	0	
		Total	0.00	0	0	0	0	
GOVERNOR'S ADDITIONAL CORE ADJUSTMENTS								
Core Reduction	1393 7040	PS	1.00	0	57,337	0	57,337	Move funding to DED Division of Administration
Core Reduction	1393 7041	EE	0.00	0	12,765	0	12,765	Move funding to DED Division of Administration
	NET GOVERNOR CHANGES		1.00	0	70,102	0	70,102	
GOVERNOR'S RECOMMENDED CORE								
		PS	1.00	0	57,337	0	57,337	
		EE	0.00	0	12,765	0	12,765	
		Total	1.00	0	70,102	0	70,102	

DECISION ITEM DETAIL

Budget Unit	FY 2015	FY 2015	FY 2016	FY 2016	FY 2017	FY 2017	FY 2017	FY 2017
Decision Item	ACTUAL	ACTUAL	BUDGET	BUDGET	DEPT REQ	DEPT REQ	GOV REC	GOV REC
Budget Object Class	DOLLAR	FTE	DOLLAR	FTE	DOLLAR	FTE	DOLLAR	FTE
WOMEN'S COUNCIL								
CORE								
PRINCIPAL ASST BOARD/COMMISSON	57,030	1.00	57,337	1.00	0	0.00	57,337	1.00
TOTAL - PS	57,030	1.00	57,337	1.00	0	0.00	57,337	1.00
TRAVEL, IN-STATE	668	0.00	2,338	0.00	0	0.00	2,338	0.00
FUEL & UTILITIES	0	0.00	25	0.00	0	0.00	25	0.00
SUPPLIES	1,141	0.00	3,242	0.00	0	0.00	3,242	0.00
PROFESSIONAL DEVELOPMENT	275	0.00	1,150	0.00	0	0.00	1,150	0.00
COMMUNICATION SERV & SUPP	873	0.00	1,100	0.00	0	0.00	1,100	0.00
PROFESSIONAL SERVICES	3,862	0.00	3,352	0.00	0	0.00	3,352	0.00
BUILDING LEASE PAYMENTS	600	0.00	1,075	0.00	0	0.00	1,075	0.00
EQUIPMENT RENTALS & LEASES	0	0.00	146	0.00	0	0.00	146	0.00
MISCELLANEOUS EXPENSES	29	0.00	292	0.00	0	0.00	292	0.00
REBILLABLE EXPENSES	0	0.00	45	0.00	0	0.00	45	0.00
TOTAL - EE	7,448	0.00	12,765	0.00	0	0.00	12,765	0.00
GRAND TOTAL	\$64,478	1.00	\$70,102	1.00	\$0	0.00	\$70,102	1.00
GENERAL REVENUE	\$0	0.00	\$0	0.00	\$0	0.00	\$0	0.00
FEDERAL FUNDS	\$64,478	1.00	\$70,102	1.00	\$0	0.00	\$70,102	1.00
OTHER FUNDS	\$0	0.00	\$0	0.00	\$0	0.00	\$0	0.00

PROGRAM DESCRIPTION

Department: Economic Development

Program Name: Women's Council

Program is found in the following core budget(s): Women's Council

1. What does this program do?

The Council acts as an informational, referral and resource service provider for women in the state of Missouri. The services provided by the Council help Missouri women achieve economic self-sufficiency by providing information to governmental programs, organizations and associations which provide education, training and leadership opportunities as well as partnering with other agencies to promote awareness of women's health related issues. The Women's Council provides information through several resource documents including the Self Sufficiency Standard Plan, the Women's Resource Guide and Fact Sheets that are available in both print version and can be downloaded from the Women's Council website. In addition, the Women's Council provides information by acting as a telephone and email conduit and by providing historical data on the input women have had on the state of Missouri through the Missouri Women's Council History Exhibit. The Council also sends an E-newsletter entitled the "Women's Edition" to over 6,000 individuals each month including Missouri Minority Business Enterprise (WBE Program) certified businesses.

In addition, the Women's Council helps women with the certification process in the Minority/Women Business Enterprise (M/WBE Program). This program provides greater opportunities for minority and women owned businesses to be eligible for benefits such as supportive services, technical and nontechnical assistance, and the opportunity to better access State-aid contracting programs.

The Women's Council established the annual "Award of Distinction" to recognize, honor, and celebrate women and organizations that have helped shape Missouri and continue to contribute their talents and skills to improve and enhance the quality of life for women.

2. What is the authorization for this program, i.e., federal or state statute, etc.? (Include the federal program number, if applicable.)

The Missouri Women's Council is created by state statute, Sections 186.005 - 186.019 RSMo.

3. Are there federal matching requirements? If yes, please explain.

No

4. Is this a federally mandated program? If yes, please explain.

No

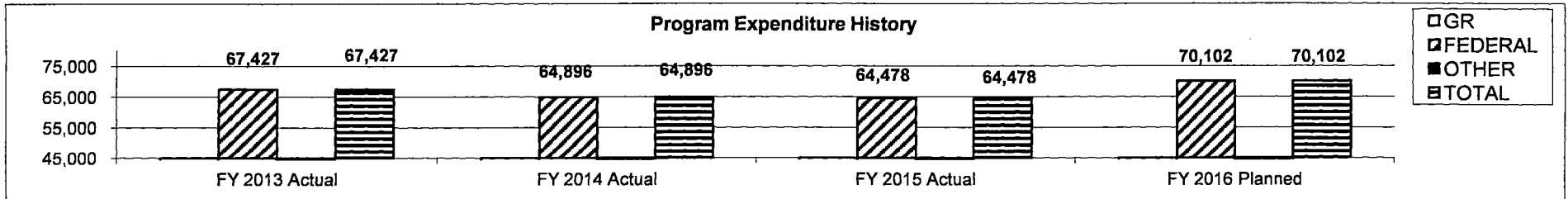
PROGRAM DESCRIPTION

Department: Economic Development

Program Name: Women's Council

Program is found in the following core budget(s): Women's Council

5. Provide actual expenditures for the prior three fiscal years and planned expenditures for the current fiscal year.



6. What are the sources of the "Other " funds?

N/A

7a. Provide an effectiveness measure.

- (1) The women who contact the Missouri Women's Council will gain the assistance needed to help them obtain their economic goals.
- (2) Women who contact the Missouri Women's Council will be able to have detailed information on how to start a business in Missouri as a result of the information we provide.
- (3) More Missouri women will contact our state website than last year.

7b. Provide an efficiency measure.

The phone calls, e-mails and women attending conferences have increased.

7c. Provide the number of clients/individuals served, if applicable.

Clients/Individuals Served	CY13	CY13	CY14	CY14	CY15	CY15*
	Estimated	Actual	Estimated	Actual	Estimated	Actual
Website hits - Women's Cncl	22,400	24,958	21,000	27,311	21,000	
Website hits - WOB site	5,280	5,689	5,300	4,967	5,300	
Total Website hits	27,680	30,647	26,300	32,278	26,300	

* CY15 - Actual numbers won't be available until 2016.

7d. Provide a customer satisfaction measure, if available.

N/A

BRASS REPORT 9

DECISION ITEM SUMMARY

Budget Unit	FY 2015	FY 2015	FY 2016	FY 2016	FY 2017	FY 2017	FY 2017	FY 2017
Decision Item	ACTUAL	ACTUAL	BUDGET	BUDGET	DEPT REQ	DEPT REQ	GOV REC	GOV REC
Budget Object Summary	DOLLAR	FTE	DOLLAR	FTE	DOLLAR	FTE	DOLLAR	FTE
Fund	DOLLAR	FTE	DOLLAR	FTE	DOLLAR	FTE	DOLLAR	FTE
MO ARTS COUNCIL								
CORE								
PERSONAL SERVICES								
DED COUNCIL ARTS FEDERAL OTHER	209,479	5.39	345,139	6.00	345,139	6.00	345,139	6.00
MO ARTS COUNCIL TRUST	264,479	5.65	555,055	9.00	555,055	9.00	555,055	9.00
TOTAL - PS	473,958	11.04	900,194	15.00	900,194	15.00	900,194	15.00
EXPENSE & EQUIPMENT								
DED COUNCIL ARTS FEDERAL OTHER	11,539	0.00	25,705	0.00	25,705	0.00	25,705	0.00
MO ARTS COUNCIL TRUST	55,276	0.00	126,826	0.00	126,826	0.00	126,826	0.00
TOTAL - EE	66,815	0.00	152,531	0.00	152,531	0.00	152,531	0.00
PROGRAM-SPECIFIC								
DED COUNCIL ARTS FEDERAL OTHER	369,052	0.00	606,809	0.00	606,809	0.00	606,809	0.00
MO ARTS COUNCIL TRUST	4,496,904	0.00	8,916,588	0.00	8,916,588	0.00	8,916,588	0.00
TOTAL - PD	4,865,956	0.00	9,523,397	0.00	9,523,397	0.00	9,523,397	0.00
TOTAL	5,406,729	11.04	10,576,122	15.00	10,576,122	15.00	10,576,122	15.00
Pay Plan - 0000012								
PERSONAL SERVICES								
DED COUNCIL ARTS FEDERAL OTHER	0	0.00	0	0.00	0	0.00	6,904	0.00
MO ARTS COUNCIL TRUST	0	0.00	0	0.00	0	0.00	11,102	0.00
TOTAL - PS	0	0.00	0	0.00	0	0.00	18,006	0.00
TOTAL	0	0.00	0	0.00	0	0.00	18,006	0.00
MAC Spending Authority Increas - 1419009								
PROGRAM-SPECIFIC								
MO ARTS COUNCIL TRUST	0	0.00	0	0.00	0	0.00	1,260,000	0.00
TOTAL - PD	0	0.00	0	0.00	0	0.00	1,260,000	0.00
TOTAL	0	0.00	0	0.00	0	0.00	1,260,000	0.00
GRAND TOTAL	\$5,406,729	11.04	\$10,576,122	15.00	\$10,576,122	15.00	\$11,854,128	15.00

1/21/16 14:06

im_disummary

CORE DECISION ITEM

Department:	Economic Development	Budget Unit	42340C
Division:	MO Arts Council (MAC)		
Core:	MO Arts Council Spending Authority		

1. CORE FINANCIAL SUMMARY

	FY 2017 Budget Request					FY 2017 Governor's Recommendation			
	GR	Federal	Other	Total		GR	Fed	Other	Total
PS	0	345,139	555,055	900,194	PS	0	345,139	555,055	900,194
EE	0	25,705	126,826	152,531	EE	0	25,705	126,826	152,531
PSD	0	606,809	8,916,588	9,523,397	PSD	0	606,809	8,916,588	9,523,397
TRF	0	0	0	0	TRF	0	0	0	0
Total	0	977,653	9,598,469	10,576,122	Total	0	977,653	9,598,469	10,576,122
FTE	0.00	6.00	9.00	15.00	FTE	0.00	6.00	9.00	15.00

Est. Fringe	0	153,692	240,741	394,433
--------------------	---	---------	---------	---------

Note: Fringes budgeted in House Bill 5 except for certain fringes budgeted directly to MoDOT, Highway Patrol, and Conservation.

Est. Fringe	0	153,692	240,741	394,433
--------------------	---	---------	---------	---------

Note: Fringes budgeted in House Bill 5 except for certain fringes budgeted directly to MoDOT, Highway Patrol, and Conservation.

Other Funds: MO Arts Council Trust Fund (0262)
 Notes: Requires a GR transfer to MAC Trust Fund (0262)

Other Funds: MO Arts Council Trust Fund (0262)
 Notes: Requires a GR transfer to MAC Trust Fund (0262)

2. CORE DESCRIPTION

This core decision item establishes the spending authority for the Missouri Arts Council (MAC). MAC provides accountability and oversight for the fair and equitable distribution of federal and trust funds in support of the arts statewide. MAC provides matching grants to Missouri non-profit, tax-exempt organizations for quality arts programming. Grant categories include: arts education, arts services, community arts, minority arts, and discipline programs (i.e. dance, theater, music, festivals, etc.). Applicants must demonstrate high artistic quality, strong management skills, community involvement and a diverse audience. MAC-supported activities must be open and accessible to the general public. Funds are distributed through a competitive process with developed guidelines, evaluation criteria and citizen advisory panel review. Over 80% of MAC's budget is distributed throughout the state in the form of grants.

3. PROGRAM LISTING (list programs included in this core funding)

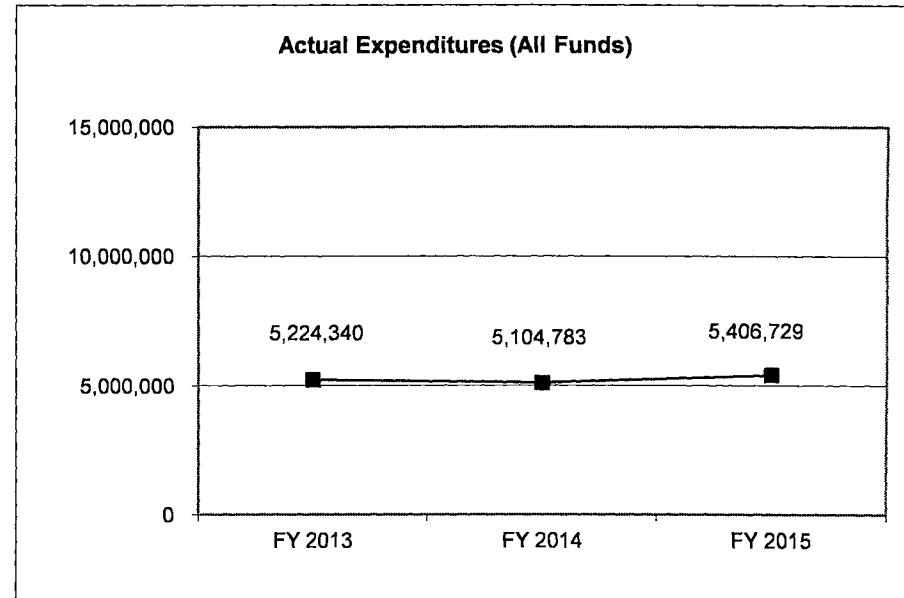
MO Arts Council Programs

CORE DECISION ITEM

Department:	Economic Development	Budget Unit	42340C
Division:	MO Arts Council (MAC)		
Core:	MO Arts Council Spending Authority		

4. FINANCIAL HISTORY

	FY 2013 Actual	FY 2014 Actual	FY 2015 Actual	FY 2016 Current Yr.
Appropriation (All Funds)	10,559,252	10,563,461	10,571,295	10,576,122
Less Reverted (All Funds)	0	0	0	0
Less Restricted (All Funds)	0	0	0	0
Budget Authority (All Funds)	10,559,252	10,563,461	10,571,295	10,576,122
Actual Expenditures (All Funds)	5,224,340	5,104,783	5,406,729	N/A
Unexpended (All Funds)	5,334,912	5,458,678	5,164,566	N/A
Unexpended, by Fund:				
General Revenue	0	0	0	N/A
Federal	299,797	378,257	385,732	N/A
Other	5,035,115	5,080,421	4,778,834	N/A
	(1)	(1)	(1)	



Reverted includes Governor's standard 3 percent reserve (when applicable).
 Restricted includes any extraordinary expenditure restrictions (when applicable).

NOTES: (1) - Unexpended amounts are due to excess spending authority.

CORE RECONCILIATION DETAIL

**DEPARTMENT OF ECONOMIC DEVELOPMENT
MO ARTS COUNCIL**

5. CORE RECONCILIATION DETAIL

	Budget Class	FTE	GR	Federal	Other	Total	Explanation
TAFP AFTER VETOES							
	PS	15.00	0	345,139	555,055	900,194	
	EE	0.00	0	25,705	126,826	152,531	
	PD	0.00	0	606,809	8,916,588	9,523,397	
	Total	15.00	0	977,653	9,598,469	10,576,122	
DEPARTMENT CORE REQUEST							
	PS	15.00	0	345,139	555,055	900,194	
	EE	0.00	0	25,705	126,826	152,531	
	PD	0.00	0	606,809	8,916,588	9,523,397	
	Total	15.00	0	977,653	9,598,469	10,576,122	
GOVERNOR'S RECOMMENDED CORE							
	PS	15.00	0	345,139	555,055	900,194	
	EE	0.00	0	25,705	126,826	152,531	
	PD	0.00	0	606,809	8,916,588	9,523,397	
	Total	15.00	0	977,653	9,598,469	10,576,122	

DECISION ITEM DETAIL

Budget Unit	FY 2015	FY 2015	FY 2016	FY 2016	FY 2017	FY 2017	FY 2017	FY 2017
Decision Item	ACTUAL	ACTUAL	BUDGET	BUDGET	DEPT REQ	DEPT REQ	GOV REC	GOV REC
Budget Object Class	DOLLAR	FTE	DOLLAR	FTE	DOLLAR	FTE	DOLLAR	FTE
MO ARTS COUNCIL								
CORE								
ADMIN OFFICE SUPPORT ASSISTANT	31,436	1.00	38,554	1.00	38,554	1.00	38,554	1.00
SR OFC SUPPORT ASST (STENO)	0	0.00	28	0.00	28	0.00	28	0.00
OFFICE SUPPORT ASST (KEYBRD)	0	0.00	39,990	1.00	39,990	1.00	39,990	1.00
ACCOUNT CLERK II	26,509	1.00	38,675	1.00	38,675	1.00	38,675	1.00
ACCOUNTANT II	39,410	1.00	56,142	1.00	56,142	1.00	56,142	1.00
PUBLIC INFORMATION COOR	38,720	1.00	58,252	1.00	58,252	1.00	58,252	1.00
EXECUTIVE I	40,231	1.00	46,982	1.00	46,982	1.00	46,982	1.00
ARTS COUNCIL PRGM SPEC I	13,501	0.39	42,553	1.00	42,553	1.00	42,553	1.00
ARTS COUNCIL PRGM SPEC II	164,542	4.00	324,664	5.00	324,664	5.00	324,664	5.00
DIVISION DIRECTOR	81,676	1.00	102,515	1.00	102,515	1.00	102,515	1.00
DESIGNATED PRINCIPAL ASST DIV	37,933	0.65	151,839	2.00	151,839	2.00	151,839	2.00
TOTAL - PS	473,958	11.04	900,194	15.00	900,194	15.00	900,194	15.00
TRAVEL, IN-STATE	5,989	0.00	11,500	0.00	11,500	0.00	11,500	0.00
TRAVEL, OUT-OF-STATE	5,525	0.00	15,000	0.00	15,000	0.00	15,000	0.00
SUPPLIES	7,011	0.00	20,326	0.00	20,326	0.00	20,326	0.00
PROFESSIONAL DEVELOPMENT	18,630	0.00	30,205	0.00	30,205	0.00	30,205	0.00
COMMUNICATION SERV & SUPP	6,431	0.00	12,000	0.00	11,000	0.00	11,000	0.00
PROFESSIONAL SERVICES	13,058	0.00	23,000	0.00	22,000	0.00	22,000	0.00
M&R SERVICES	4,115	0.00	13,000	0.00	16,000	0.00	16,000	0.00
OFFICE EQUIPMENT	5,643	0.00	20,000	0.00	20,000	0.00	20,000	0.00
OTHER EQUIPMENT	0	0.00	2,000	0.00	2,000	0.00	2,000	0.00
EQUIPMENT RENTALS & LEASES	315	0.00	1,000	0.00	1,000	0.00	1,000	0.00
MISCELLANEOUS EXPENSES	98	0.00	4,500	0.00	3,500	0.00	3,500	0.00
TOTAL - EE	66,815	0.00	152,531	0.00	152,531	0.00	152,531	0.00
PROGRAM DISTRIBUTIONS	4,865,956	0.00	9,523,397	0.00	9,523,397	0.00	9,523,397	0.00
TOTAL - PD	4,865,956	0.00	9,523,397	0.00	9,523,397	0.00	9,523,397	0.00
GRAND TOTAL	\$5,406,729	11.04	\$10,576,122	15.00	\$10,576,122	15.00	\$10,576,122	15.00
GENERAL REVENUE	\$0	0.00	\$0	0.00	\$0	0.00	\$0	0.00
FEDERAL FUNDS	\$590,070	5.39	\$977,653	6.00	\$977,653	6.00	\$977,653	6.00
OTHER FUNDS	\$4,816,659	5.65	\$9,598,469	9.00	\$9,598,469	9.00	\$9,598,469	9.00

PROGRAM DESCRIPTION

Department: Economic Development
Program Name: Arts Council Programs
Program is found in the following core budget(s): Missouri Arts Council

1. What does this program do?

Arts Council Programs fund arts programming for 568 Missouri tax-exempt, non-profit organizations in 163 communities. All grants must be matched at a minimum of 1:1. MAC grants serve every Missouri Senate district and 88% of the House districts. All programs and operations are funded from the Missouri Arts Council Trust Fund and Federal monies.

2. What is the authorization for this program, i.e., federal or state statute, etc.? (Include the federal program number, if applicable.)

Sections 185.010 - 185.100 RSMo; Section 143.183 RSMo.

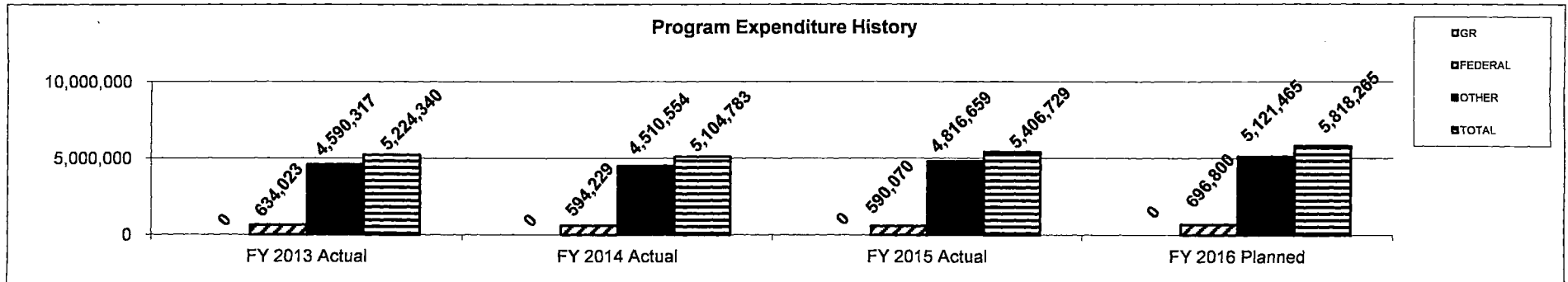
3. Are there federal matching requirements? If yes, please explain.

Yes, funding from the National Endowment for the Arts must be matched 1:1 with state appropriations.

4. Is this a federally mandated program? If yes, please explain.

No.

5. Provide actual expenditures for the prior three fiscal years and planned expenditures for the current fiscal year.



6. What are the sources of the "Other " funds?

The original source of funds is from the non-resident professional athletes and entertainers tax as mandated in 143.183, RSMo. The amount provided in "Other" is MAC Trust Spending Authority. The transfer needed for this is from General Revenue to Missouri Arts Council Trust Fund (0262).

PROGRAM DESCRIPTION

Department: Economic Development
Program Name: Arts Council Programs
Program is found in the following core budget(s): Missouri Arts Council

7a. Provide an effectiveness measure.

1 % of Applications Funded

Applications Received
 Applications Funded
 % of Applications Funded

	2013 Projected	2013 Actual	2014 Projected	2014 Actual	2015 Projected	2015 Actual	2016 Projected	2017 Projected
Applications Received	625	571	575	590	575	568	580	580
Applications Funded	550	555	560	588	560	568	575	580
% of Applications Funded	88.00%	97.20%	97.39%	99.66%	97.39%	100.00%	99.14%	100.00%

MAC is one of the nation's leaders in total funding % of applications

2 Number of Legislative Districts Funded

Legislative Districts with Funding
 Legislative Districts
 % of Legislative Districts Funded

	2013 Projected	2013 Actual	2014 Projected	2014 Actual	2015 Projected	2015 Actual	2016 Projected	2017 Projected
Legislative Districts with Funding	113	127	130	126	130	144	127	150
Legislative Districts	163	163	163	163	163	163	163	163
% of Legislative Districts Funded	69%	78%	80%	77%	80%	88%	78%	92%

7b. Provide an efficiency measure.

Total Operating Expenses vs Total Expenses (in millions)

Operating Expenses
 Program Expenses (1)
 Total Expenses
 % of Operating/Total
 National Average (2)

	2013 Projected	2013 Actual	2014 Projected	2014 Actual	2015 Projected	2015 Actual	2016 Projected	2017 Projected
Operating Expenses	0.970	0.866	0.970	0.88	0.97	0.86	0.9	1
Program Expenses (1)	4.783	5.199	7.165	6.812	7.165	4,858	6.812	5
Total Expenses	5.753	6.066	8.135	7.692	8.135	5.718	8.000	6.000
% of Operating/Total	16.86%	14.28%	11.92%	11.44%	11.92%	15.04%	11.25%	16.67%
National Average (2)	30%	30%	30%	30%	30%	30%	30%	30%

(1) Program Expenses includes MAC Programs, Capital Incentive Program, and pass-through funds to the Missouri Humanities Council, the Missouri Public Broadcasting Corporation, the Negro Leagues Baseball Museum, the Jazz Heritage District, and KC Jazz Alive.
 (2) National Average determined by the National Assembly of State Arts Agencies (NASAA), Washington D.C. and covers 50 State Arts Agencies

PROGRAM DESCRIPTION

Department: Economic Development
Program Name: Arts Council Programs
Program is found in the following core budget(s): Missouri Arts Council

7c. Provide the number of clients/individuals served, if applicable.

			2013	2013	2014	2014	2015	2015	2016	2017
			Projected	Actual	Projected	Actual	Projected	Actual	Projected	Projected
Number of People Benefiting (1)			7.8	8.4	7.8	8.6	7.8	7.6	8.6	7.6
Communities Served			120	135	120	128	120	163	128	165
Events Held			12,000	14,870	12,000	16,026	12,000	16,103	15,500	16,000

(1) In millions

7d. Provide a customer satisfaction measure, if available.

% of Grantees Request Amounts Funded (1) (2)

			2013	2013	2014	2014	2015	2015	2016	2017
			Projected	Actual	Projected	Actual	Projected	Actual	Projected	Projected
Requested Amounts (3)			\$ 10.500	10.754	\$ 10.775	\$ 10.712	\$ 10.775	\$ 10.756	\$ 10.000	\$ 10.800
Funded Amounts (3)			\$ 6.500	4.32	\$ 4.856	\$ 4.786	\$ 4.856	\$ 4.586	\$ 4.750	\$ 4.605
% of Funding to Requests			62.00%	40.17%	45.10%	44.68%	45.10%	42.64%	45.00%	42.64%

(1) MAC programs only; does not include CIP or pass-through funding

(2) This measure is important because the higher the % of requested amounts funded, the more funding the organizations receive, which leads to greater overall satisfaction

(3) In millions

Department: Economic Development	Budget Unit <u>42340C</u>
Division: Missouri Arts Council	
DI Name: MAC Spending Authority Increase	DI#1419009

1. AMOUNT OF REQUEST

	FY 2017 Budget Request				FY 2017 Governor's Recommendation				
	GR	Federal	Other	Total	GR	Federal	Other	Total	
PS	0	0	0	0	PS	0	0	0	0
EE	0	0	0	0	EE	0	0	0	0
PSD	0	0	0	0	PSD	0	0	1,260,000	1,260,000
TRF	0	0	0	0	TRF	0	0	0	0
Total	0	0	0	0	Total	0	0	1,260,000	1,260,000
FTE	0.00	0.00	0.00	0.00	FTE	0.00	0.00	0.00	0.00

<i>Est. Fringe</i>	0	0	0	0
--------------------	---	---	---	---

Note: Fringes budgeted in House Bill 5 except for certain fringes budgeted directly to MoDOT, Highway Patrol, and Conservation.

<i>Est. Fringe</i>	0	0	0	0
--------------------	---	---	---	---

Note: Fringes budgeted in House Bill 5 except for certain fringes budgeted directly to MoDOT, Highway Patrol, and Conservation.

Other Funds: _____ Other Funds: Public Broadcasting Corporation Special Fund (0887)
 Mo. Humanities Council Trust Fund (0177)

2. THIS REQUEST CAN BE CATEGORIZED AS:

<input type="checkbox"/> New Legislation	<input type="checkbox"/> New Program	<input type="checkbox"/> Fund Switch
<input type="checkbox"/> Federal Mandate	<input type="checkbox"/> Program Expansion	<input type="checkbox"/> Cost to Continue
<input type="checkbox"/> GR Pick-Up	<input type="checkbox"/> Space Request	<input type="checkbox"/> Equipment Replacement
<input type="checkbox"/> Pay Plan	<input checked="" type="checkbox"/> Other: <u>Spending Authority Increase</u>	

3. WHY IS THIS FUNDING NEEDED? PROVIDE AN EXPLANATION FOR ITEMS CHECKED IN #2. INCLUDE THE FEDERAL OR STATE STATUTORY OR CONSTITUTIONAL AUTHORIZATION FOR THIS PROGRAM.

The Governor has recommended \$1,260,000 spending authority increase for the Missouri Arts Council Trust Fund (0262). The funds will be used to fund existing grant programs. The Missouri Arts Council (MAC) will continue to fund programs in unfunded and under-funded Greater Missouri Legislative Districts and provide capacity building and technical assistance grants to small and mid-sized non-profit arts organizations. The funding will enable these non-profit arts organizations to help grow Missouri's overall economy by supporting jobs, attracting business and tourism by developing arts activities and events for 8 million Missouri citizens and visitors.

NEW DECISION ITEM
RANK: _____ OF _____

Department: Economic Development	Budget Unit 42340C
Division: Missouri Arts Council	
DI Name: MAC Spending Authority Increase	DI#1419009

4. DESCRIBE THE DETAILED ASSUMPTIONS USED TO DERIVE THE SPECIFIC REQUESTED AMOUNT. (How did you determine that the requested number of FTE were appropriate? From what source or standard did you derive the requested levels of funding? Were alternatives such as outsourcing or automation considered? If based on new legislation, does request tie to TAFP fiscal note? If not, explain why. Detail which portions of the request are one-times and how those amounts were calculated.)

The \$1,260,000 transfer to the Missouri Arts Council Trust Fund (0262) represents a portion of the revenue collected from Non-Resident Professional Athletes and Entertainers (A&E) Tax in accordance with Section 143.183, RSMo. Legislation states that the trust be appropriated 60% of the annual collection of the A&E tax, of approximately \$40m.

5. BREAK DOWN THE REQUEST BY BUDGET OBJECT CLASS, JOB CLASS, AND FUND SOURCE. IDENTIFY ONE-TIME COSTS.

Budget Object Class/Job Class	Dept Req GR DOLLARS	Dept Req GR FTE	Dept Req FED DOLLARS	Dept Req FED FTE	Dept Req OTHER DOLLARS	Dept Req OTHER FTE	Dept Req TOTAL DOLLARS	Dept Req TOTAL FTE	Dept Req One-Time DOLLARS
							0	0.0	
							0	0.0	
Total PS	0	0.0	0	0.0	0	0.0	0	0.0	0
							0		
							0		
Total EE	0		0		0		0		0
Program Distributions							0		
Total PSD	0		0		0		0		0
Transfers									
Total TRF	0		0		0		0		0
Grand Total	0	0.0	0	0.0	0	0.0	0	0.0	0

NEW DECISION ITEM
RANK: _____ OF _____

Department: Economic Development		Budget Unit 42340C							
Division: Missouri Arts Council									
DI Name: MAC Spending Authority Increase		DI#1419009							
Budget Object Class/Job Class	Gov Rec GR DOLLARS	Gov Rec GR FTE	Gov Rec FED DOLLARS	Gov Rec FED FTE	Gov Rec OTHER DOLLARS	Gov Rec OTHER FTE	Gov Rec TOTAL DOLLARS	Gov Rec TOTAL FTE	Gov Rec One-Time DOLLARS
Total PS	0	0.0	0	0.0	0	0.0	0	0.0	0
Total EE	0		0		0		0		0
Total PSD	0		0		1,260,000		1,260,000		0
Total TRF	0		0		0		0		0
Grand Total	0	0.0	0	0.0	1,260,000	0.0	1,260,000	0.0	0

NEW DECISION ITEM
RANK: _____ OF _____

Department: Economic Development	Budget Unit 42340C
Division: Missouri Arts Council	
DI Name: MAC Spending Authority Increase	DI#1419009

6. PERFORMANCE MEASURES (If new decision item has an associated core, separately identify projected performance with & without additional funding.)

- | | |
|--|--|
| <p>6a. Provide an effectiveness measure.
N/A</p> | <p>6b. Provide an efficiency measure.
N/A</p> |
| <p>6c. Provide the number of clients/individuals served, if applicable.
N/A</p> | <p>6d. Provide a customer satisfaction measure, if available.
N/A</p> |

7. STRATEGIES TO ACHIEVE THE PERFORMANCE MEASUREMENT TARGETS:

N/A

DECISION ITEM DETAIL

Budget Unit	FY 2015	FY 2015	FY 2016	FY 2016	FY 2017	FY 2017	FY 2017	FY 2017
Decision Item	ACTUAL	ACTUAL	BUDGET	BUDGET	DEPT REQ	DEPT REQ	GOV REC	GOV REC
Budget Object Class	DOLLAR	FTE	DOLLAR	FTE	DOLLAR	FTE	DOLLAR	FTE
MO ARTS COUNCIL								
MAC Spending Authority Increas - 1419009								
PROGRAM DISTRIBUTIONS	0	0.00	0	0.00	0	0.00	1,260,000	0.00
TOTAL - PD	0	0.00	0	0.00	0	0.00	1,260,000	0.00
GRAND TOTAL	\$0	0.00	\$0	0.00	\$0	0.00	\$1,260,000	0.00
GENERAL REVENUE	\$0	0.00	\$0	0.00	\$0	0.00	\$0	0.00
FEDERAL FUNDS	\$0	0.00	\$0	0.00	\$0	0.00	\$0	0.00
OTHER FUNDS	\$0	0.00	\$0	0.00	\$0	0.00	\$1,260,000	0.00

BRASS REPORT 9

DECISION ITEM SUMMARY

Budget Unit								
Decision Item	FY 2015	FY 2015	FY 2016	FY 2016	FY 2017	FY 2017	FY 2017	FY 2017
Budget Object Summary	ACTUAL	ACTUAL	BUDGET	BUDGET	DEPT REQ	DEPT REQ	GOV REC	GOV REC
Fund	DOLLAR	FTE	DOLLAR	FTE	DOLLAR	FTE	DOLLAR	FTE
MO HUMANITIES COUNCIL								
CORE								
PROGRAM-SPECIFIC								
MO HUMANITIES COUNCIL TRUST	1,400,000	0.00	1,400,000	0.00	1,400,000	0.00	1,400,000	0.00
TOTAL - PD	1,400,000	0.00	1,400,000	0.00	1,400,000	0.00	1,400,000	0.00
TOTAL	1,400,000	0.00	1,400,000	0.00	1,400,000	0.00	1,400,000	0.00
MHC Spending Authority Increas - 1419011								
PROGRAM-SPECIFIC								
MO HUMANITIES COUNCIL TRUST	0	0.00	0	0.00	0	0.00	210,000	0.00
TOTAL - PD	0	0.00	0	0.00	0	0.00	210,000	0.00
TOTAL	0	0.00	0	0.00	0	0.00	210,000	0.00
GRAND TOTAL	\$1,400,000	0.00	\$1,400,000	0.00	\$1,400,000	0.00	\$1,610,000	0.00

CORE DECISION ITEM

Department: Economic Development	Budget Unit <u>42360C</u>
Division: MO Arts Council (MAC)	
Core: MO Humanities Council Spending Authority	

1. CORE FINANCIAL SUMMARY

	FY 2017 Budget Request					FY 2017 Governor's Recommendation			
	GR	Federal	Other	Total		GR	Fed	Other	Total
PS	0	0	0	0	PS	0	0	0	0
EE	0	0	0	0	EE	0	0	0	0
PSD	0	0	1,400,000	1,400,000	PSD	0	0	1,400,000	1,400,000
TRF	0	0	0	0	TRF	0	0	0	0
Total	0	0	1,400,000	1,400,000	Total	0	0	1,400,000	1,400,000
FTE	0.00	0.00	0.00	0.00	FTE	0.00	0.00	0.00	0.00

Est. Fringe	0	0	0	0
--------------------	---	---	---	---

Note: Fringes budgeted in House Bill 5 except for certain fringes budgeted directly to MoDOT, Highway Patrol, and Conservation.

Est. Fringe	0	0	0	0
--------------------	---	---	---	---

Note: Fringes budgeted in House Bill 5 except for certain fringes budgeted directly to MoDOT, Highway Patrol, and Conservation.

Other Funds: MO Humanities Council Trust Fund (0177)
 Notes: Requires a GR transfer to Fund 0177

Other Funds: MO Humanities Council Trust Fund (0177)
 Notes: Requires a GR transfer to Fund 0177

2. CORE DESCRIPTION

This core decision item establishes the spending authority for the Missouri Humanities Council (MHC). The authority allows the MHC to bolster local economic development in rural and urban communities through heritage tourism initiatives, to conduct workshops benefitting Missouri veterans and their families, and to enhance local communities by funding humanities-based programs, projects, and events through an extensive community grants program. The MHC encourages and supports humanities-related public outreach programming, including teacher education academies and workshops, lecture series, forums, and publications, festivals and living history venues, reading programs for disadvantaged families, and commemorative exhibits highlighting the rich heritage of Missouri. To accomplish these activities, the MHC regularly partners with numerous statewide, regional, and local civic and community organizations, educational institutions, and governmental agencies.

3. PROGRAM LISTING (list programs included in this core funding)

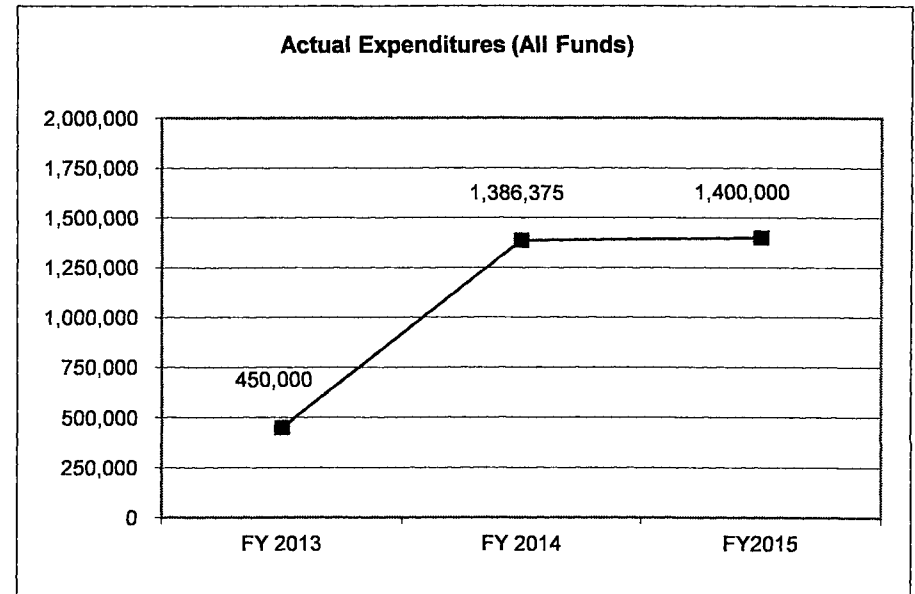
MO Humanities Council Trust Programs
 FY16 MO Humanities Trust Spending Authority includes \$1,050,000 for Humanities Programs, \$250,000 for the Negro Leagues Baseball Museum, \$50,000 for the Jazz Heritage District, and \$50,000 for KC Jazz A.L.I.V.E.

CORE DECISION ITEM

Department:	Economic Development	Budget Unit	42360C
Division:	MO Arts Council (MAC)		
Core:	MO Humanities Council Spending Authority		

4. FINANCIAL HISTORY

	FY 2013 Actual	FY 2014 Actual	FY2015 Actual	FY2016 Current Yr.
Appropriation (All Funds)	450,000	1,500,000	1,400,000	1,400,000
Less Reverted (All Funds)	0	(1,500)	0	0
Less Restricted (All Funds)	0	0	0	0
Budget Authority (All Funds)	450,000	1,498,500	1,400,000	1,400,000
Actual Expenditures (All Funds)	450,000	1,386,375	1,400,000	N/A
Unexpended (All Funds)	0	112,125	0	N/A
Unexpended, by Fund:				
General Revenue	0	0	0	N/A
Federal	0	0	0	N/A
Other	0	0	0	N/A



Reverted includes Governor's standard 3 percent reserve (when applicable).
 Restricted includes any extraordinary expenditure restriction (when applicable).

NOTES:

CORE RECONCILIATION DETAIL

**DEPARTMENT OF ECONOMIC DEVELOPMENT
MO HUMANITIES COUNCIL**

5. CORE RECONCILIATION DETAIL

	Budget Class	FTE	GR	Federal	Other	Total	Explanation
TAFP AFTER VETOES							
	PD	0.00	0	0	1,400,000	1,400,000	
	Total	0.00	0	0	1,400,000	1,400,000	
DEPARTMENT CORE REQUEST							
	PD	0.00	0	0	1,400,000	1,400,000	
	Total	0.00	0	0	1,400,000	1,400,000	
GOVERNOR'S RECOMMENDED CORE							
	PD	0.00	0	0	1,400,000	1,400,000	
	Total	0.00	0	0	1,400,000	1,400,000	

DECISION ITEM DETAIL

Budget Unit	FY 2015	FY 2015	FY 2016	FY 2016	FY 2017	FY 2017	FY 2017	FY 2017
Decision Item	ACTUAL	ACTUAL	BUDGET	BUDGET	DEPT REQ	DEPT REQ	GOV REC	GOV REC
Budget Object Class	DOLLAR	FTE	DOLLAR	FTE	DOLLAR	FTE	DOLLAR	FTE
MO HUMANITIES COUNCIL								
CORE								
PROGRAM DISTRIBUTIONS	1,400,000	0.00	1,400,000	0.00	1,400,000	0.00	1,400,000	0.00
TOTAL - PD	1,400,000	0.00	1,400,000	0.00	1,400,000	0.00	1,400,000	0.00
GRAND TOTAL	\$1,400,000	0.00	\$1,400,000	0.00	\$1,400,000	0.00	\$1,400,000	0.00
GENERAL REVENUE	\$0	0.00	\$0	0.00	\$0	0.00	\$0	0.00
FEDERAL FUNDS	\$0	0.00	\$0	0.00	\$0	0.00	\$0	0.00
OTHER FUNDS	\$1,400,000	0.00	\$1,400,000	0.00	\$1,400,000	0.00	\$1,400,000	0.00

PROGRAM DESCRIPTION

Department: Economic Development

Program Name: MO Humanities Council Trust Programs Spending Authority

Program is found in the following core budget(s): Missouri Humanities Council

1. What does this program do?

The Missouri Humanities Council (MHC) requests spending authority to use MHC Trust funds to benefit and assist local heritage and cultural institutions and organizations through competitive grants, and to support the grassroots activities of community museums, libraries, historical societies, educational institutions, and other civic organizations in preserving and sharing their stories. MHC will encourage and support humanities-based programming, and to present its own programs including traveling historical exhibitions, creative writing workshops for Missouri veterans, the Missouri History speakers bureau, early reading initiatives for low income families, and development of an innovative mobile technology-based heritage tourism application for use in both urban and rural communities statewide, in order to build community pride, and create new economic development opportunities.

2. What is the authorization for this program, i.e., federal or state statute, etc.? (Include the federal program number, if applicable.)

Section 186.050 - 186.067; Section 143.183 RSMo.

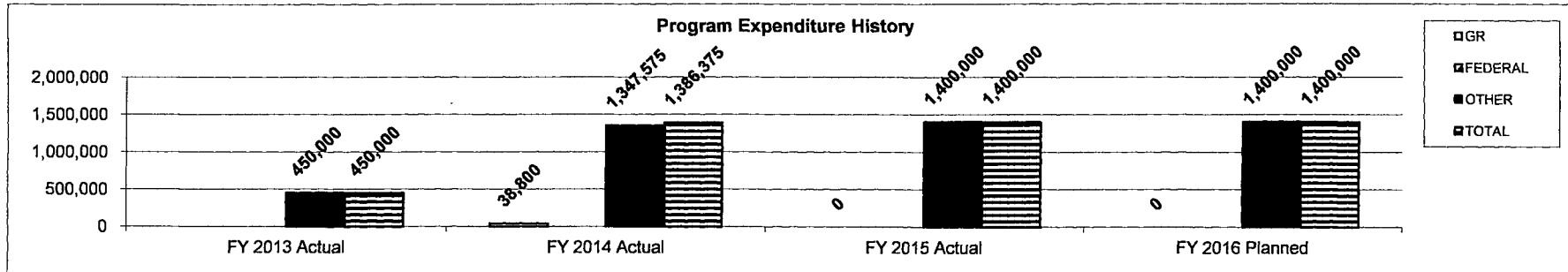
3. Are there federal matching requirements? If yes, please explain.

No

4. Is this a federally mandated program? If yes, please explain.

No

5. Provide actual expenditures for the prior three fiscal years and planned expenditures for the current fiscal year.



6. What are the sources of the "Other " funds?

Missouri Humanities Council Trust Fund (0177)

PROGRAM DESCRIPTION

Department: Economic Development
Program Name: MO Humanities Council Trust Programs Spending Authority
Program is found in the following core budget(s): Missouri Humanities Council

7a. Provide an effectiveness measure.

	FY13	FY13	FY14*	FY14*	FY15	FY15	FY16	FY17
	Projected	Actual	Projected	Actual	Projected	Actual	Projected	Projected
Spending Authority	\$ 350,000	\$ 350,000	\$ 1,050,000	\$ 1,050,000	\$ 1,050,000	\$ 1,050,000	\$ 1,400,000	\$ 1,400,000
Communities	140	100	200	98	200	120	200	100
Funds per community	\$ 2,500	\$ 3,500	\$ 5,250	\$ 10,714	\$ 5,250	\$ 8,750	\$ 7,000	\$ 14,000

*Numbers represent only Humanities programs, although in FY14 additional funds were appropriated out of the Humanities Trust Fund for the following: Negro League Baseball Museum, \$250,000; World War I Museum, \$150,000 with additional \$50,000 from GR. In FY15 funds were appropriated out of the Humanities Trust Fund for Negro League Baseball Museum, \$250,000, and Jazz Heritage District, \$100,000. In FY16 funds were appropriated for Negro League Baseball Museum, \$250,000; and Jazz Heritage District, \$50,000 and KC Jazz A.L.I.V.E., \$50,000.

7b. Provide an efficiency measure.

	FY13	FY13	FY14*	FY14*	FY15	FY15	FY16	FY17
	Projected	Actual	Projected	Actual	Projected	Actual	Projected	Projected
Events	325	414	400	406	400	420	400	425

All numbers represent only Humanities programs.

7c. Provide the number of clients/individuals served, if applicable.

	FY13	FY13	FY14*	FY14*	FY15	FY15	FY16	FY17
	Projected	Actual	Projected	Actual	Projected	Actual	Projected	Projected
Presenters	125	89	125	62	135	405	100	400
Attendance	24,000	68,779	90,000	82,390	90,000	146,000	90,000	100,000

All numbers represent only Humanities programs.

7d. Provide a customer satisfaction measure, if available.

N/A

NEW DECISION ITEM

RANK: _____ OF _____

Department: Economic Development	Budget Unit <u>42360C</u>
Division: Missouri Arts Council	
DI Name: MHC Spending Authority Increase	DI#1419011

1. AMOUNT OF REQUEST

	FY 2017 Budget Request				FY 2017 Governor's Recommendation			
	GR	Federal	Other	Total	GR	Federal	Other	Total
PS	0	0	0	0	0	0	0	0
EE	0	0	0	0	0	0	0	0
PSD	0	0	0	0	0	0	210,000	210,000
TRF	0	0	0	0	0	0	0	0
Total	0	0	0	0	0	0	210,000	210,000
FTE	0.00	0.00	0.00	0.00	0.00	0.00	0.00	0.00

<i>Est. Fringe</i>	0	0	0	0
--------------------	---	---	---	---

Note: Fringes budgeted in House Bill 5 except for certain fringes budgeted directly to MoDOT, Highway Patrol, and Conservation.

<i>Est. Fringe</i>	0	0	0	0
--------------------	---	---	---	---

Note: Fringes budgeted in House Bill 5 except for certain fringes budgeted directly to MoDOT, Highway Patrol, and Conservation.

Other Funds:

Other Funds: Public Broadcasting Corporation Special Fund (0887)
Mo. Humanities Council Trust Fund (0177)

2. THIS REQUEST CAN BE CATEGORIZED AS:

<input type="checkbox"/> New Legislation	<input type="checkbox"/> New Program	<input type="checkbox"/> Fund Switch
<input type="checkbox"/> Federal Mandate	<input type="checkbox"/> Program Expansion	<input type="checkbox"/> Cost to Continue
<input type="checkbox"/> GR Pick-Up	<input type="checkbox"/> Space Request	<input type="checkbox"/> Equipment Replacement
<input type="checkbox"/> Pay Plan	<input checked="" type="checkbox"/> Other: <u>Spending Authority Increase</u>	

3. WHY IS THIS FUNDING NEEDED? PROVIDE AN EXPLANATION FOR ITEMS CHECKED IN #2. INCLUDE THE FEDERAL OR STATE STATUTORY OR CONSTITUTIONAL AUTHORIZATION FOR THIS PROGRAM.

The spending authority increase of \$210,000 would allow the Missouri Humanities Council (MHC) to continue to develop and carry out ongoing plans to expand services and programs throughout the state, to serve larger and more diverse audiences including low income families with young children and veterans, and to promote economic development through heritage tourism for communities of all sizes. This would include competitive grants to local community-based institutions and organizations, "Read from the Start" early reading programs for low-income families with young children, and Veterans' creative writing programs and annual anthology publication, major traveling exhibits on Missouri in the Civil War, Truman Presidency, Bicentennial of Statehood, and other history topics.

NEW DECISION ITEM
RANK: _____ OF _____

Department: Economic Development **Budget Unit** 42360C
Division: Missouri Arts Council
DI Name: MHC Spending Authority Increase **DI#1419011**

4. DESCRIBE THE DETAILED ASSUMPTIONS USED TO DERIVE THE SPECIFIC REQUESTED AMOUNT. (How did you determine that the requested number of FTE were appropriate? From what source or standard did you derive the requested levels of funding? Were alternatives such as outsourcing or automation considered? If based on new legislation, does request tie to TAFP fiscal note? If not, explain why. Detail which portions of the request are one-times and how those amounts were calculated.)

The \$210,000 in new funds transferred to the Missouri Humanities Trust Fund (0177) represents a portion of the Non-resident Professional Athletes and Entertainers Tax, as described in Section 143.183, RSMo.

5. BREAK DOWN THE REQUEST BY BUDGET OBJECT CLASS, JOB CLASS, AND FUND SOURCE. IDENTIFY ONE-TIME COSTS.

Budget Object Class/Job Class	Dept Req GR DOLLARS	Dept Req GR FTE	Dept Req FED DOLLARS	Dept Req FED FTE	Dept Req OTHER DOLLARS	Dept Req OTHER FTE	Dept Req TOTAL DOLLARS	Dept Req TOTAL FTE	Dept Req One-Time DOLLARS
							0	0.0	
							0	0.0	
Total PS	0	0.0	0	0.0	0	0.0	0	0.0	0
							0		
							0		
Total EE	0		0		0		0		0
Program Distributions							0		
Total PSD	0		0		0		0		0
Transfers							0		
Total TRF	0		0		0		0		0
Grand Total	0	0.0	0	0.0	0	0.0	0	0.0	0

NEW DECISION ITEM
RANK: _____ OF _____

Department: Economic Development		Budget Unit 42360C							
Division: Missouri Arts Council									
DI Name: MHC Spending Authority Increase		DI#1419011							
Budget Object Class/Job Class	Gov Rec GR DOLLARS	Gov Rec GR FTE	Gov Rec FED DOLLARS	Gov Rec FED FTE	Gov Rec OTHER DOLLARS	Gov Rec OTHER FTE	Gov Rec TOTAL DOLLARS	Gov Rec TOTAL FTE	Gov Rec One-Time DOLLARS
Total PS	0	0.0	0	0.0	0	0.0	0	0.0	0
Total EE	0		0		0		0		0
Total PSD	0		0		210,000		210,000		0
Total TRF	0		0		0		0		0
Grand Total	0	0.0	0	0.0	210,000	0.0	210,000	0.0	0

NEW DECISION ITEM
RANK: _____ OF _____

Department: Economic Development

Budget Unit 42360C

Division: Missouri Arts Council

DI Name: MHC Spending Authority Increase DI#1419011

6. PERFORMANCE MEASURES (If new decision item has an associated core, separately identify projected performance with & without additional funding.)

6a. Provide an effectiveness measure.

N/A

6b. Provide an efficiency measure.

N/A

6c. Provide the number of clients/individuals served, if applicable.

N/A

6d. Provide a customer satisfaction measure, if available.

N/A

7. STRATEGIES TO ACHIEVE THE PERFORMANCE MEASUREMENT TARGETS:

N/A

DECISION ITEM DETAIL

Budget Unit	FY 2015	FY 2015	FY 2016	FY 2016	FY 2017	FY 2017	FY 2017	FY 2017
Decision Item	ACTUAL	ACTUAL	BUDGET	BUDGET	DEPT REQ	DEPT REQ	GOV REC	GOV REC
Budget Object Class	DOLLAR	FTE	DOLLAR	FTE	DOLLAR	FTE	DOLLAR	FTE
MO HUMANITIES COUNCIL								
MHC Spending Authority Increases - 1419011								
PROGRAM DISTRIBUTIONS	0	0.00	0	0.00	0	0.00	210,000	0.00
TOTAL - PD	0	0.00	0	0.00	0	0.00	210,000	0.00
GRAND TOTAL	\$0	0.00	\$0	0.00	\$0	0.00	\$210,000	0.00
GENERAL REVENUE	\$0	0.00	\$0	0.00	\$0	0.00	\$0	0.00
FEDERAL FUNDS	\$0	0.00	\$0	0.00	\$0	0.00	\$0	0.00
OTHER FUNDS	\$0	0.00	\$0	0.00	\$0	0.00	\$210,000	0.00

BRASS REPORT 9

DECISION ITEM SUMMARY

Budget Unit								
Decision Item	FY 2015	FY 2015	FY 2016	FY 2016	FY 2017	FY 2017	FY 2017	FY 2017
Budget Object Summary	ACTUAL	ACTUAL	BUDGET	BUDGET	DEPT REQ	DEPT REQ	GOV REC	GOV REC
Fund	DOLLAR	FTE	DOLLAR	FTE	DOLLAR	FTE	DOLLAR	FTE
PUBLIC TELEVISION GRANTS								
CORE								
PROGRAM-SPECIFIC								
MO PUBLIC BRDCASTING CORP SPEC	436,500	0.00	800,000	0.00	800,000	0.00	800,000	0.00
TOTAL - PD	436,500	0.00	800,000	0.00	800,000	0.00	800,000	0.00
TOTAL	436,500	0.00	800,000	0.00	800,000	0.00	800,000	0.00
Public TV Authority Increase - 1419013								
PROGRAM-SPECIFIC								
MO PUBLIC BRDCASTING CORP SPEC	0	0.00	0	0.00	0	0.00	210,000	0.00
TOTAL - PD	0	0.00	0	0.00	0	0.00	210,000	0.00
TOTAL	0	0.00	0	0.00	0	0.00	210,000	0.00
GRAND TOTAL	\$436,500	0.00	\$800,000	0.00	\$800,000	0.00	\$1,010,000	0.00

CORE DECISION ITEM

Department:	Economic Development	Budget Unit	42345C
Division:	MO Arts Council (MAC)		
Core:	Public Broadcasting Spending Authority		

1. CORE FINANCIAL SUMMARY

	FY 2017 Budget Request					FY 2017 Governor's Recommendation			
	GR	Federal	Other	Total		GR	Fed	Other	Total
PS	0	0	0	0	PS	0	0	0	0
EE	0	0	0	0	EE	0	0	0	0
PSD	0	0	800,000	800,000	PSD	0	0	800,000	800,000
TRF	0	0	0	0	TRF	0	0	0	0
Total	0	0	800,000	800,000	Total	0	0	800,000	800,000
FTE	0.00	0.00	0.00	0.00	FTE	0.00	0.00	0.00	0.00

Est. Fringe	0	0	0	0
--------------------	---	---	---	---

Note: Fringes budgeted in House Bill 5 except for certain fringes budgeted directly to MoDOT, Highway Patrol, and Conservation.

Est. Fringe	0	0	0	0
--------------------	---	---	---	---

Note: Fringes budgeted in House Bill 5 except for certain fringes budgeted directly to MoDOT, Highway Patrol, and Conservation.

Other Funds: MO Public Broadcasting Corporation Special Fund (0887)
 Notes: Requires a GR transfer to Fund 0887

Other Funds: MO Public Broadcasting Corporation Special Fund (0887)
 Notes: Requires a GR transfer to Fund 0887

2. CORE DESCRIPTION

This core decision item establishes the spending authority for the Public Broadcasting Corp. (PBC) Special Fund. The Missouri Arts Council (MAC) assumed responsibility for granting state funds to public radio & television beginning FY2007. The funds are distributed from the PBC Special Fund. As a state program for public broadcasting services, the funds will be used for local programming related to the needs and problems of the community served by the broadcast licensee. The 4 public television stations contribute significantly to Missouri's educational and cultural enrichment and reach 5.5 million people annually. The 12 public radio stations reach 3.4 million people annually. MAC uses the grant agreement process to ensure the accountability of public funding to the broadcasting stations. MAC distributes 75% of the funds to the 4 television stations and 25% to the 12 radio stations according to the formula in RSMo 143.183. The stations are required to send an annual report detailing how the state funds were used.

3. PROGRAM LISTING (list programs included in this core funding)

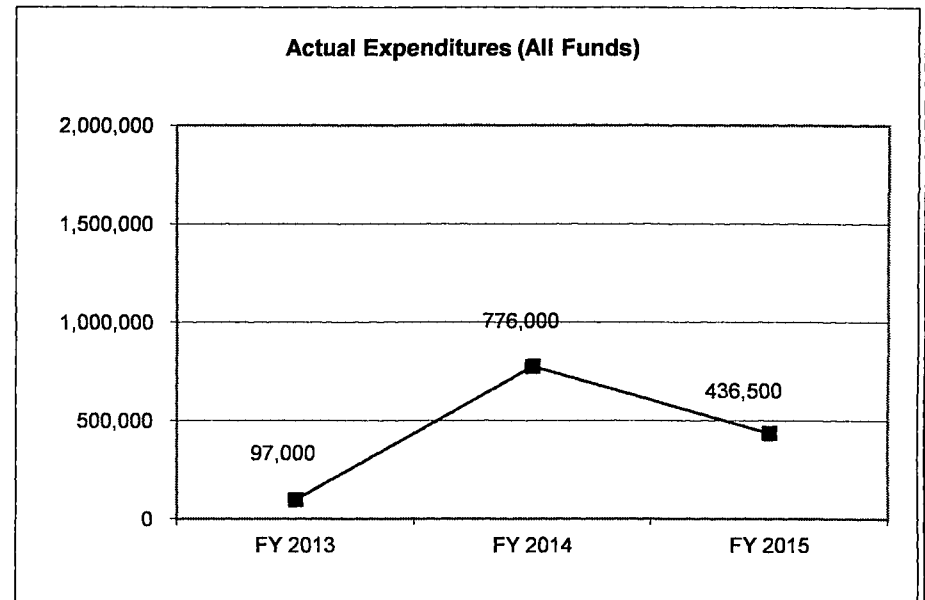
Missouri Public Television Stations include: KCPT-Kansas City, KETC-St. Louis, KMOS-Sedalia/Warrensburg, and KOZK-Springfield.
 Missouri Public Radio Stations include: KBIA-Columbia, KTBG-Warrensburg, KCUR-Kansas City, KDHX-St. Louis, KJLU-Jefferson City, KKFI-Kansas City, KOPN-Columbia, KRCU-Cape Girardeau, KSMU-Springfield, KMST-Rolla, KWMU-St. Louis, KSCV & KRNW-Maryville.

CORE DECISION ITEM

Department: Economic Development	Budget Unit <u>42345C</u>
Division: MO Arts Council (MAC)	
Core: Public Broadcasting Spending Authority	

4. FINANCIAL HISTORY

	FY 2013 Actual	FY 2014 Actual	FY 2015 Actual	FY 2016 Current Yr.
Appropriation (All Funds)	100,000	800,000	800,000	800,000
Less Reverted (All Funds)	0	0	0	0
Less Restricted (All Funds)	0	0	0	0
Budget Authority (All Funds)	100,000	800,000	800,000	800,000
Actual Expenditures (All Funds)	97,000	776,000	436,500	N/A
Unexpended (All Funds)	3,000	24,000	363,500	N/A
Unexpended, by Fund:				
General Revenue	0	0	0	N/A
Federal	0	0	0	N/A
Other	3,000	24,000	363,500	N/A
	(1)	(1)	(1)(2)	



Reverted includes Governor's standard 3 percent reserve (when applicable).
 Restricted includes any extraordinary expenditure restriction (when applicable).

- NOTES:**
- (1) The Unexpended amount each fiscal year is due to the fact that the Public Broadcasting Corp. Special Fund is funded with a GR transfer that is subject to a 3% reserve.
 - (2) In FY 2015, the GR transfer was \$450,000, leaving \$350,000 in additional spending authority that could not be utilized.

CORE RECONCILIATION DETAIL

**DEPARTMENT OF ECONOMIC DEVELOPMENT
PUBLIC TELEVISION GRANTS**

5. CORE RECONCILIATION DETAIL

	Budget Class	FTE	GR	Federal	Other	Total	Explanation
TAFP AFTER VETOES							
	PD	0.00	0	0	800,000	800,000	
	Total	0.00	0	0	800,000	800,000	
DEPARTMENT CORE REQUEST							
	PD	0.00	0	0	800,000	800,000	
	Total	0.00	0	0	800,000	800,000	
GOVERNOR'S RECOMMENDED CORE							
	PD	0.00	0	0	800,000	800,000	
	Total	0.00	0	0	800,000	800,000	

DECISION ITEM DETAIL

Budget Unit	FY 2015	FY 2015	FY 2016	FY 2016	FY 2017	FY 2017	FY 2017	FY 2017
Decision Item	ACTUAL	ACTUAL	BUDGET	BUDGET	DEPT REQ	DEPT REQ	GOV REC	GOV REC
Budget Object Class	DOLLAR	FTE	DOLLAR	FTE	DOLLAR	FTE	DOLLAR	FTE
PUBLIC TELEVISION GRANTS								
CORE								
PROGRAM DISTRIBUTIONS	436,500	0.00	800,000	0.00	800,000	0.00	800,000	0.00
TOTAL - PD	436,500	0.00	800,000	0.00	800,000	0.00	800,000	0.00
GRAND TOTAL	\$436,500	0.00	\$800,000	0.00	\$800,000	0.00	\$800,000	0.00
GENERAL REVENUE	\$0	0.00	\$0	0.00	\$0	0.00	\$0	0.00
FEDERAL FUNDS	\$0	0.00	\$0	0.00	\$0	0.00	\$0	0.00
OTHER FUNDS	\$436,500	0.00	\$800,000	0.00	\$800,000	0.00	\$800,000	0.00

PROGRAM DESCRIPTION

Department: Economic Development
Program Name: Public Television & Radio Grants Spending Authority
Program is found in the following core budget(s): Public Radio and Television

1. What does this program do?

The Missouri Arts Council (MAC) assumed responsibility for granting state funds to public television and radio stations beginning in FY2007. As a state program for public broadcasting services, the funds will be used for local programming related to the needs and problems of the community served by the broadcast licensee. The 4 public television stations contribute significantly to Missouri's educational and cultural enrichment and reach 5.6 million people annually. The public radio stations reach 3.4 million people annually. MAC will use the grant agreement process to ensure the accountability of the public funding to the broadcasting stations. MAC distributes 75% of the funds to the four television stations and 25% to the 12 radio stations according to the formula in RSMo 143.183. The stations are required to send an annual report detailing how the state funds were used.

2. What is the authorization for this program, i.e., federal or state statute, etc.? (Include the federal program number, if applicable.)

Sections 185.200 - 185.230 RSMo.

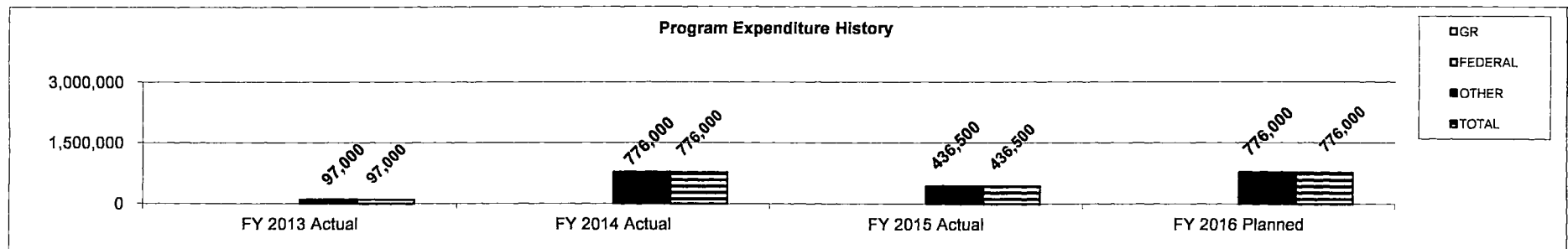
3. Are there federal matching requirements? If yes, please explain.

No

4. Is this a federally mandated program? If yes, please explain.

No

5. Provide actual expenditures for the prior three fiscal years and planned expenditures for the current fiscal year.



6. What are the sources of the "Other " funds?

Transfer from General Revenue & transfer from MO Humanities Trust Fund (0177) to the Public Broadcasting Corporation Special Fund (0887).

PROGRAM DESCRIPTION

Department: Economic Development
Program Name: Public Television & Radio Grants Spending Authority
Program is found in the following core budget(s): Public Radio and Television

- 7a. Provide an effectiveness measure.**
 The Public Broadcasting television stations must comply with Sections 185.200 - 185.230, RSMo.
- 7b. Provide an efficiency measure.**
 The Public Broadcasting television stations must comply with Sections 185.200 - 185.230, RSMo.
- 7c. Provide the number of clients/individuals served, if applicable.**

	Number	Audience	Audience	Audience	Audience	Audience	Audience	Audience	Audience
	of Stations	2013	2013	2014	2014	2015	2015	2016	2017
		Projected	Actual	Projected	Actual	Projected	Actual	Projected	Projected
		(in mil)	(in mil)	(in mil)	(in mil)	(in mil)	(in mil)	(in mil)	(in mil)
Television *	4.0	3.0	5.5	5.0	5.5	5.0	5.6	5.0	5.6
Radio **	12.0	1.0	3.6	3.0	3.4	3.0	3.4	3.0	2.5
Total	16.0	4.0	9.1	8.0	8.9	8.0	9.0	8.0	8.1

* Television stations use Nielsen ratings to determine audience

** Radio stations use Arbitron ratings to determine audience

Note: The FY2016 projection for radio audience has been adjusted due to Mid-Coast Radio Project including KS audience in prior numbers.

	2013	2013	2014	2014	2015	2015	2016	2017
	Estimated	Actual	Estimated	Actual	Estimated	Actual	Estimated	Estimated
Individuals benefiting-millions	4.0	9.1	8.0	8.9	8.0	9.0	8.0	9.0
Children benefiting	290,000	770,445	600,000	748,560	700,000	841,328	700,000	841,000
Artists hired	5,800	3,847	3,000	2,443	2,000	3,263	2,000	3,000
Jobs (FT + PT)	435	472	435	480	470	484	470	485
No. of Volunteers	4,308	2,732	4,308	2,084	2,000	2,048	2,000	2,000

(1)

(1) According to industry standard ratings: Nielsen (television) and Arbitron (radio); number in millions

- 7d. Provide a customer satisfaction measure, if available.**
 N/A

NEW DECISION ITEM

RANK: _____ OF _____

Department: Economic Development	Budget Unit 42345C
Division: Missouri Arts Council	
DI Name: Public TV Spending Authority Increase	DI#1419013

1. AMOUNT OF REQUEST

	FY 2017 Budget Request				FY 2017 Governor's Recommendation			
	GR	Federal	Other	Total	GR	Federal	Other	Total
PS	0	0	0	0	PS	0	0	0
EE	0	0	0	0	EE	0	0	0
PSD	0	0	0	0	PSD	0	210,000	210,000
TRF	0	0	0	0	TRF	0	0	0
Total	0	0	0	0	Total	0	210,000	210,000
FTE	0.00	0.00	0.00	0.00	FTE	0.00	0.00	0.00

<i>Est. Fringe</i>	0	0	0	0
--------------------	---	---	---	---

<i>Est. Fringe</i>	0	0	0	0
--------------------	---	---	---	---

Note: Fringes budgeted in House Bill 5 except for certain fringes budgeted directly to MoDOT, Highway Patrol, and Conservation.

Note: Fringes budgeted in House Bill 5 except for certain fringes budgeted directly to MoDOT, Highway Patrol, and Conservation.

Other Funds:

Other Funds: Public Broadcasting Corporation Special Fund (0887)
Mo. Humanities Council Trust Fund (0177)

2. THIS REQUEST CAN BE CATEGORIZED AS:

<input type="checkbox"/> New Legislation	<input type="checkbox"/> New Program	<input type="checkbox"/> Fund Switch
<input type="checkbox"/> Federal Mandate	<input type="checkbox"/> Program Expansion	<input type="checkbox"/> Cost to Continue
<input type="checkbox"/> GR Pick-Up	<input type="checkbox"/> Space Request	<input type="checkbox"/> Equipment Replacement
<input type="checkbox"/> Pay Plan	<input checked="" type="checkbox"/> Other: <u>Spending Authority Increase</u>	

3. WHY IS THIS FUNDING NEEDED? PROVIDE AN EXPLANATION FOR ITEMS CHECKED IN #2. INCLUDE THE FEDERAL OR STATE STATUTORY OR CONSTITUTIONAL AUTHORIZATION FOR THIS PROGRAM.

Beginning in FY07, the Missouri Arts Council is responsible for distributing State funds to the Missouri Public Broadcasting Corporation's television and radio stations in accordance with Sections 185.200-185.230 and Section 143.183, RSMo. Missouri's 4 public television stations and 12 radio stations have an audience of over 4.7 million people according to the Nielsen and Arbitron ratings. The funds requested represent a portion of revenue collected for Non-Resident Professional Athletes and Entertainers Tax and are distributed (75%) to four public television broadcasting stations and (25%) to 12 public radio stations, as outlined in Section 143.183 RSMo. The stations are also under the authority of Section 73.621 of the Federal Communications Commission rules and regulations as a noncommercial educational or public broadcasting station.

NEW DECISION ITEM
RANK: _____ OF _____

Department: Economic Development	Budget Unit 42345C
Division: Missouri Arts Council	
DI Name: Public TV Spending Authority Increase	DI#1419013

4. DESCRIBE THE DETAILED ASSUMPTIONS USED TO DERIVE THE SPECIFIC REQUESTED AMOUNT. (How did you determine that the requested number of FTE were appropriate? From what source or standard did you derive the requested levels of funding? Were alternatives such as outsourcing or automation considered? If based on new legislation, does request tie to TAFP fiscal note? If not, explain why. Detail which portions of the request are one-times and how those amounts were calculated.)

The \$210,000 in new funds transferred to the Public Broadcasting Special Fund (0887) represents a portion of the Non-resident Professional Athletes and Entertainers Tax, as described in Section 143.183, RSMo.

5. BREAK DOWN THE REQUEST BY BUDGET OBJECT CLASS, JOB CLASS, AND FUND SOURCE. IDENTIFY ONE-TIME COSTS.

Budget Object Class/Job Class	Dept Req GR DOLLARS	Dept Req GR FTE	Dept Req FED DOLLARS	Dept Req FED FTE	Dept Req OTHER DOLLARS	Dept Req OTHER FTE	Dept Req TOTAL DOLLARS	Dept Req TOTAL FTE	Dept Req One-Time DOLLARS
							0	0.0	
							0	0.0	
Total PS	0	0.0	0	0.0	0	0.0	0	0.0	0
							0		
							0		
Total EE	0		0		0		0		0
Program Distributions							0		
Total PSD	0		0		0		0		0
Transfers									
Total TRF	0		0		0		0		0
Grand Total	0	0.0	0	0.0	0	0.0	0	0.0	0

NEW DECISION ITEM
RANK: _____ OF _____

Department: Economic Development		Budget Unit 42345C							
Division: Missouri Arts Council									
DI Name: Public TV Spending Authority Increase		DI#1419013							
Budget Object Class/Job Class	Gov Rec GR DOLLARS	Gov Rec GR FTE	Gov Rec FED DOLLARS	Gov Rec FED FTE	Gov Rec OTHER DOLLARS	Gov Rec OTHER FTE	Gov Rec TOTAL DOLLARS	Gov Rec TOTAL FTE	Gov Rec One-Time DOLLARS
Total PS	0	0.0	0	0.0	0	0.0	0	0.0	0
Total EE	0		0		0		0		0
Total PSD	0		0		210,000		210,000		0
Total TRF	0		0		0		0		0
Grand Total	0	0.0	0	0.0	210,000	0.0	210,000	0.0	0

NEW DECISION ITEM
RANK: _____ OF _____

Department: Economic Development	Budget Unit <u>42345C</u>
Division: Missouri Arts Council	
DI Name: Public TV Spending Authority Increase	DI#1419013

6. PERFORMANCE MEASURES (If new decision item has an associated core, separately identify projected performance with & without additional funding.)

6a. Provide an effectiveness measure.
N/A

6b. Provide an efficiency measure.
N/A

6c. Provide the number of clients/individuals served, if applicable.
N/A

6d. Provide a customer satisfaction measure, if available.
N/A

7. STRATEGIES TO ACHIEVE THE PERFORMANCE MEASUREMENT TARGETS:

N/A

DECISION ITEM DETAIL

Budget Unit	FY 2015	FY 2015	FY 2016	FY 2016	FY 2017	FY 2017	FY 2017	FY 2017
Decision Item	ACTUAL	ACTUAL	BUDGET	BUDGET	DEPT REQ	DEPT REQ	GOV REC	GOV REC
Budget Object Class	DOLLAR	FTE	DOLLAR	FTE	DOLLAR	FTE	DOLLAR	FTE
PUBLIC TELEVISION GRANTS								
Public TV Authority Increase - 1419013								
PROGRAM DISTRIBUTIONS	0	0.00	0	0.00	0	0.00	210,000	0.00
TOTAL - PD	0	0.00	0	0.00	0	0.00	210,000	0.00
GRAND TOTAL	\$0	0.00	\$0	0.00	\$0	0.00	\$210,000	0.00
GENERAL REVENUE	\$0	0.00	\$0	0.00	\$0	0.00	\$0	0.00
FEDERAL FUNDS	\$0	0.00	\$0	0.00	\$0	0.00	\$0	0.00
OTHER FUNDS	\$0	0.00	\$0	0.00	\$0	0.00	\$210,000	0.00

BRASS REPORT 9

DECISION ITEM SUMMARY

Budget Unit								
Decision Item	FY 2015	FY 2015	FY 2016	FY 2016	FY 2017	FY 2017	FY 2017	FY 2017
Budget Object Summary	ACTUAL	ACTUAL	BUDGET	BUDGET	DEPT REQ	DEPT REQ	GOV REC	GOV REC
Fund	DOLLAR	FTE	DOLLAR	FTE	DOLLAR	FTE	DOLLAR	FTE
ARTS COUNCIL-TRANSFER								
CORE								
FUND TRANSFERS								
GENERAL REVENUE	4,656,000	0.00	4,800,000	0.00	4,800,000	0.00	4,800,000	0.00
TOTAL - TRF	4,656,000	0.00	4,800,000	0.00	4,800,000	0.00	4,800,000	0.00
TOTAL	4,656,000	0.00	4,800,000	0.00	4,800,000	0.00	4,800,000	0.00
MAC GR Transfer Increase - 1419010								
FUND TRANSFERS								
GENERAL REVENUE	0	0.00	0	0.00	0	0.00	1,260,000	0.00
TOTAL - TRF	0	0.00	0	0.00	0	0.00	1,260,000	0.00
TOTAL	0	0.00	0	0.00	0	0.00	1,260,000	0.00
GRAND TOTAL	\$4,656,000	0.00	\$4,800,000	0.00	\$4,800,000	0.00	\$6,060,000	0.00

CORE DECISION ITEM

Department:	Economic Development	Budget Unit	42350C
Division:	MO Arts Council (MAC)		
Core:	MO Arts Council Trust Fund Transfer		

1. CORE FINANCIAL SUMMARY

	FY 2017 Budget Request				FY 2017 Governor's Recommendation			
	GR	Federal	Other	Total	GR	Fed	Other	Total
PS	0	0	0	0	PS	0	0	0
EE	0	0	0	0	EE	0	0	0
PSD	0	0	0	0	PSD	0	0	0
TRF	4,800,000	0	0	4,800,000	TRF	4,800,000	0	4,800,000
Total	4,800,000	0	0	4,800,000	Total	4,800,000	0	4,800,000
FTE	0.00	0.00	0.00	0.00	FTE	0.00	0.00	0.00

<i>Est. Fringe</i>	0	0	0	0
--------------------	---	---	---	---

Note: Fringes budgeted in House Bill 5 except for certain fringes budgeted directly to MoDOT, Highway Patrol, and Conservation.

<i>Est. Fringe</i>	0	0	0	0
--------------------	---	---	---	---

Note: Fringes budgeted in House Bill 5 except for certain fringes budgeted directly to MoDOT, Highway Patrol, and Conservation.

Other Funds:

Other Funds:

2. CORE DESCRIPTION

This core decision item is the General Revenue transfer that provides funding to Missouri Arts Council (MAC) for programs and administration. RSMo 143.183 states that 60% of the estimated collection of the Non-resident Professional Athletes' and Entertainers' (A&E) Income Tax is to be transferred to the MAC Trust Fund. In FY13 the tax generated over \$33 million. MAC Trust Fund has never received the full 60% portion the legislation provides, which would be approximately \$20 million annually. Mid-year expenditure restrictions were imposed in FY09 and FY10, and no transfers were made in FY11 and FY12. In FY13, \$600,000 was transferred to the MAC Trust Fund, representing only 2% of the estimated collection of the A&E tax. In FY14 the transfer is to be \$4.8 million, subject to 3% reserve. As a result, MAC's expenditures were reduced by 43% from \$9.75 million in FY10 to \$5.6 million in FY14. During this period, MAC spent down the Trust Funds as directed by the legislature, with a projected balance of only \$500,000 remaining at the beginning of FY15. MAC provides matching grants to Missouri nonprofit, tax-exempt organizations thereby doubling the impact of state funds. MAC funds quality arts programming that addresses MAC's strategic goals of increasing participation in the arts, growing Missouri's economy with the arts, and strengthening Missouri's education using the arts. For FY 16, the remaining trust balance is estimated to be mostly spent down by fiscal year end.

3. PROGRAM LISTING (list programs included in this core funding)

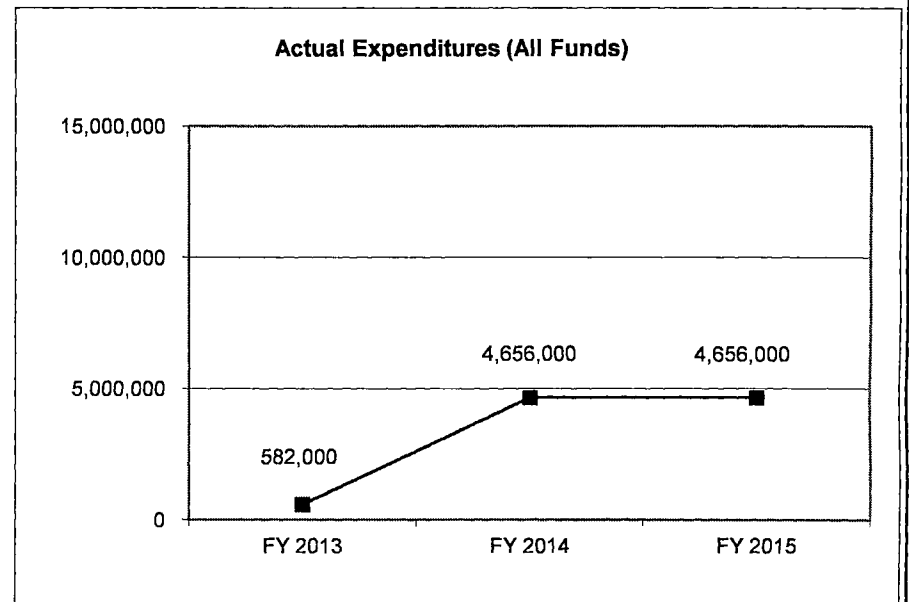
MO Arts Council Trust Fund Transfer

CORE DECISION ITEM

Department: Economic Development	Budget Unit <u>42350C</u>
Division: MO Arts Council (MAC)	
Core: MO Arts Council Trust Fund Transfer	

4. FINANCIAL HISTORY

	FY 2013 Actual	FY 2014 Actual	FY 2015 Actual	FY 2016 Current Yr.
Appropriation (All Funds)	600,000	4,800,000	4,800,000	4,800,000
Less Reverted (All Funds)	(18,000)	(144,000)	(144,000)	(144,000)
Less Restricted (All Funds)	0	0	0	0
Budget Authority (All Funds)	582,000	4,656,000	4,656,000	4,656,000
Actual Expenditures (All Funds)	582,000	4,656,000	4,656,000	N/A
Unexpended (All Funds)	0	0	0	N/A
Unexpended, by Fund:				
General Revenue	0	0	0	N/A
Federal	0	0	0	N/A
Other	0	0	0	N/A



Reverted includes Governor's standard 3 percent reserve (when applicable).
 Restricted includes any extraordinary expenditure restriction (when applicable).

NOTES:

CORE RECONCILIATION DETAIL

**DEPARTMENT OF ECONOMIC DEVELOPMENT
ARTS COUNCIL-TRANSFER**

5. CORE RECONCILIATION DETAIL

	Budget Class	FTE	GR	Federal	Other	Total	Explanation
TAFP AFTER VETOES	TRF	0.00	4,800,000	0	0	4,800,000	
	Total	0.00	4,800,000	0	0	4,800,000	
DEPARTMENT CORE REQUEST	TRF	0.00	4,800,000	0	0	4,800,000	
	Total	0.00	4,800,000	0	0	4,800,000	
GOVERNOR'S RECOMMENDED CORE	TRF	0.00	4,800,000	0	0	4,800,000	
	Total	0.00	4,800,000	0	0	4,800,000	

DECISION ITEM DETAIL

Budget Unit	FY 2015	FY 2015	FY 2016	FY 2016	FY 2017	FY 2017	FY 2017	FY 2017
Decision Item	ACTUAL	ACTUAL	BUDGET	BUDGET	DEPT REQ	DEPT REQ	GOV REC	GOV REC
Budget Object Class	DOLLAR	FTE	DOLLAR	FTE	DOLLAR	FTE	DOLLAR	FTE
ARTS COUNCIL-TRANSFER								
CORE								
TRANSFERS OUT	4,656,000	0.00	4,800,000	0.00	4,800,000	0.00	4,800,000	0.00
TOTAL - TRF	4,656,000	0.00	4,800,000	0.00	4,800,000	0.00	4,800,000	0.00
GRAND TOTAL	\$4,656,000	0.00	\$4,800,000	0.00	\$4,800,000	0.00	\$4,800,000	0.00
GENERAL REVENUE	\$4,656,000	0.00	\$4,800,000	0.00	\$4,800,000	0.00	\$4,800,000	0.00
FEDERAL FUNDS	\$0	0.00	\$0	0.00	\$0	0.00	\$0	0.00
OTHER FUNDS	\$0	0.00	\$0	0.00	\$0	0.00	\$0	0.00

PROGRAM DESCRIPTION

Department: Economic Development

Program Name: Missouri Arts Council Trust Fund Transfer

Program is found in the following core budget(s): Missouri Arts Council Trust Fund Transfer

1. What does this program do?

The Missouri Arts Council (MAC) funds art programming in 568 Missouri tax-exempt organizations in 163 communities. MAC grants serve every Missouri Senate district and 88% of the House districts. Our grantees produced 16,103 arts events attended by approximately 7.6 million people annually. MAC provided 6,044 full and part-time jobs and hired over 59,000 artists. Over 42,500 Missourians volunteered for the arts. RSMo 143.183 states that 60% of the estimated collection of the Non-resident Professional Athletes' and Entertainers' (A&E) Income Tax is to be transferred to the MAC Trust Fund. In FY13 the tax generated over \$33 million. MAC Trust Fund has never received the full 60% portion the legislation provides, which would be approximately \$20 million annually. Mid-year expenditure restrictions were imposed in FY09 and FY10, and no transfers were made in FY11 and FY12. In FY13, \$600,000 was transferred to the MAC Trust Fund, representing only 2% of the estimated collection of the A&E tax. In FY14 and FY15 \$4.8 million is to be transferred, subject to 3% reserve. As a result, MAC's expenditures have been reduced by 43% from \$9.75 million in FY10 to \$5.6 million in FY13. During this period MAC spent down the Trust Funds as directed by the legislature, with a projected balance of only \$500,000 at the beginning of FY15. For FY 16, MAC's remaining trust balance is estimated to be mostly drawn down by fiscal year end.

2. What is the authorization for this program, i.e., federal or state statute, etc.? (Include the federal program number, if applicable.)

Section 185.100 RSMo., Section 143.183 RSMo.

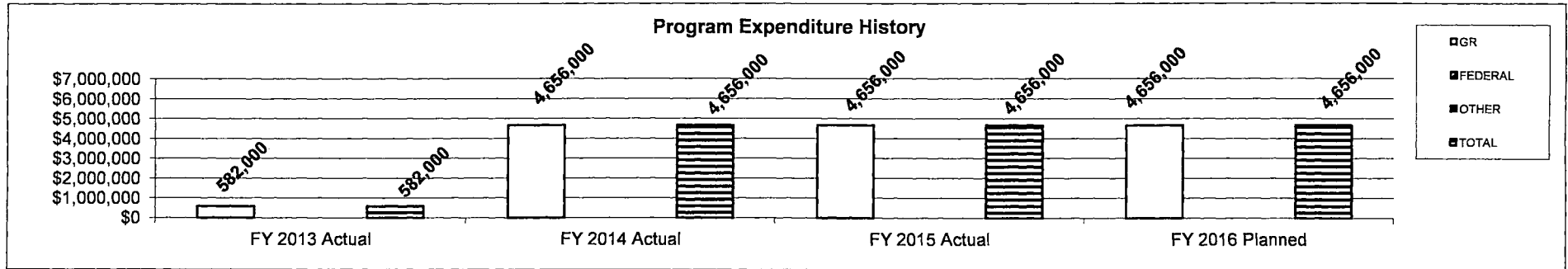
3. Are there federal matching requirements? If yes, please explain.

Yes, funds from the National Endowment for the Arts must be matched 1:1 by state appropriations.

4. Is this a federally mandated program? If yes, please explain.

No.

5. Provide actual expenditures for the prior three fiscal years and planned expenditures for the current fiscal year.



Note: Planned Expenditures for GR reflect 3% Governor's Reserve

6. What are the sources of the "Other " funds?

Original source of funds is the non-resident professional athletes and entertainers tax. Transfer from GR to MO Arts Council Trust Fund (0262).

PROGRAM DESCRIPTION

Department: Economic Development

Program Name: Missouri Arts Council Trust Fund Transfer

Program is found in the following core budget(s): Missouri Arts Council Trust Fund Transfer

7a. Provide an effectiveness measure.

This is a GR transfer. Please refer to the Program Description for **Arts Council Programs**.

7b. Provide an efficiency measure.

This is a GR transfer. Please refer to the Program Description for **Arts Council Programs**.

7c. Provide the number of clients/individuals served, if applicable.

This is a GR transfer. Please refer to the Program Description for **Arts Council Programs**.

7d. Provide a customer satisfaction measure, if available.

This is a GR transfer. Please refer to the Program Description for **Arts Council Programs**.

NEW DECISION ITEM
RANK: _____ **OF** _____

Department: Economic Development	Budget Unit <u>42350C</u>
Division: Missouri State Council on the Arts	
DI Name: MAC GR Transfer Increase	DI# 1419010

1. AMOUNT OF REQUEST

	FY 2017 Budget Request					FY 2017 Governor's Recommendation			
	GR	Federal	Other	Total		GR	Federal	Other	Total
PS	0	0	0	0	PS	0	0	0	0
EE	0	0	0	0	EE	0	0	0	0
PSD	0	0	0	0	PSD	0	0	0	0
TRF	0	0	0	0	TRF	1,260,000	0	0	1,260,000
Total	0	0	0	0	Total	1,260,000	0	0	1,260,000
FTE	0.00	0.00	0.00	0.00	FTE	0.00	0.00	0.00	0.00

Est. Fringe	0	0	0	0
--------------------	---	---	---	---

Note: Fringes budgeted in House Bill 5 except for certain fringes budgeted directly to MoDOT, Highway Patrol, and Conservation.

Est. Fringe	0	0	0	0
--------------------	---	---	---	---

Note: Fringes budgeted in House Bill 5 except for certain fringes budgeted directly to MoDOT, Highway Patrol, and Conservation.

Other Funds:

Other Funds:

2. THIS REQUEST CAN BE CATEGORIZED AS:

<input type="checkbox"/> New Legislation	<input type="checkbox"/> New Program	<input type="checkbox"/> Fund Switch
<input type="checkbox"/> Federal Mandate	<input type="checkbox"/> Program Expansion	<input type="checkbox"/> Cost to Continue
<input type="checkbox"/> GR Pick-Up	<input type="checkbox"/> Space Request	<input type="checkbox"/> Equipment Replacement
<input type="checkbox"/> Pay Plan	<input checked="" type="checkbox"/> Other: <u>General Revenue Transfer</u>	

3. WHY IS THIS FUNDING NEEDED? PROVIDE AN EXPLANATION FOR ITEMS CHECKED IN #2. INCLUDE THE FEDERAL OR STATE STATUTORY OR CONSTITUTIONAL AUTHORIZATION FOR THIS PROGRAM.

The Governor has recommended \$1,260,000 General Revenue transfer for the Missouri Arts Council Trust Fund (0262). The funds will be used to fund existing grant programs. The Missouri Arts Council (MAC) will continue to fund programs in unfunded and under-funded Greater Missouri Legislative Districts and provide capacity building and technical assistance grants to small and mid-sized non-profit arts organizations. The funding will enable these non-profit arts organizations to help grow Missouri's overall economy by supporting jobs, attracting business and tourism by developing arts activities and events for 8 million Missouri citizens and visitors.

NEW DECISION ITEM

RANK: _____ OF _____

Department: Economic Development	Budget Unit <u>42350C</u>
Division: Missouri State Council on the Arts	
DI Name: MAC GR Transfer Increase	DI# 1419010

4. DESCRIBE THE DETAILED ASSUMPTIONS USED TO DERIVE THE SPECIFIC REQUESTED AMOUNT. (How did you determine that the requested number of FTE were appropriate? From what source or standard did you derive the requested levels of funding? Were alternatives such as outsourcing or automation considered? If based on new legislation, does request tie to TAFP fiscal note? If not, explain why. Detail which portions of the request are one-times and how those amounts were calculated.)

The \$1,260,000 transfer to the Missouri Arts Council Trust Fund (0262) represents a portion of the revenue collected from Non-Resident Professional Athletes and Entertainers (A&E) Tax in accordance with Section 143.183, RSMo. Legislation states that the trust be appropriated 60% of the annual collection of the A&E tax, of approximately \$40,000,000.

5. BREAK DOWN THE REQUEST BY BUDGET OBJECT CLASS, JOB CLASS, AND FUND SOURCE. IDENTIFY ONE-TIME COSTS.

	Dept Req GR DOLLARS	Dept Req GR FTE	Dept Req FED DOLLARS	Dept Req FED FTE	Dept Req OTHER DOLLARS	Dept Req OTHER FTE	Dept Req TOTAL DOLLARS	Dept Req TOTAL FTE	Dept Req One-Time DOLLARS
							0	0.0	
							0	0.0	
Total PS	<u>0</u>	<u>0.0</u>	<u>0</u>	<u>0.0</u>	<u>0</u>	<u>0.0</u>	<u>0</u>	<u>0.0</u>	<u>0</u>
							0		
							0		
Total EE	<u>0</u>		<u>0</u>		<u>0</u>		<u>0</u>		<u>0</u>
Program Distributions							0		
Total PSD	<u>0</u>		<u>0</u>		<u>0</u>		<u>0</u>		<u>0</u>
Transfers									
Total TRF	<u>0</u>		<u>0</u>		<u>0</u>		<u>0</u>		<u>0</u>
Grand Total	<u>0</u>	<u>0.0</u>	<u>0</u>	<u>0.0</u>	<u>0</u>	<u>0.0</u>	<u>0</u>	<u>0.0</u>	<u>0</u>

NEW DECISION ITEM
RANK: _____ OF _____

Department: Economic Development	Budget Unit 42350C
Division: Missouri State Council on the Arts	
DI Name: MAC GR Transfer Increase	DI# 1419010

Budget Object Class/Job Class	Gov Rec GR DOLLARS	Gov Rec GR FTE	Gov Rec FED DOLLARS	Gov Rec FED FTE	Gov Rec OTHER DOLLARS	Gov Rec OTHER FTE	Gov Rec TOTAL DOLLARS	Gov Rec TOTAL FTE	Gov Rec One-Time DOLLARS
							0	0.0	
							0	0.0	
Total PS	<u>0</u>	<u>0.0</u>	<u>0</u>	<u>0.0</u>	<u>0</u>	<u>0.0</u>	<u>0</u>	<u>0.0</u>	<u>0</u>
							0		
							0		
							0		
Total EE	<u>0</u>		<u>0</u>		<u>0</u>		<u>0</u>		<u>0</u>
Program Distributions							0		
Total PSD	<u>0</u>		<u>0</u>		<u>0</u>		<u>0</u>		<u>0</u>
Transfers	1,260,000						1,260,000		
Total TRF	<u>1,260,000</u>		<u>0</u>		<u>0</u>		<u>1,260,000</u>		<u>0</u>
Grand Total	<u><u>1,260,000</u></u>	<u><u>0.0</u></u>	<u><u>0</u></u>	<u><u>0.0</u></u>	<u><u>0</u></u>	<u><u>0.0</u></u>	<u><u>1,260,000</u></u>	<u><u>0.0</u></u>	<u><u>0</u></u>

NEW DECISION ITEM
RANK: _____ OF _____

Department: Economic Development
Division: Missouri State Council on the Arts
DI Name: MAC GR Transfer Increase **DI# 1419010**

Budget Unit 42350C

6. PERFORMANCE MEASURES (If new decision item has an associated core, separately identify projected performance with & without additional funding.)

6a. Provide an effectiveness measure.

This is the GR transfer. Please refer to the New Decision Item for the MAC Trust Fund increase.

6b. Provide an efficiency measure.

This is the GR transfer. Please refer to the New Decision Item for the MAC Trust Fund increase.

6c. Provide the number of clients/individuals served, if applicable.

This is the GR transfer. Please refer to the New Decision Item for the MAC Trust Fund increase.

6d. Provide a customer satisfaction measure, if available.

This is the GR transfer. Please refer to the New Decision Item for the MAC Trust Fund increase.

7. STRATEGIES TO ACHIEVE THE PERFORMANCE MEASUREMENT TARGETS:

This is a GR transfer. Please refer to the New Decision Item for the Mac Trust Fund Increase.

DECISION ITEM DETAIL

Budget Unit	FY 2015	FY 2015	FY 2016	FY 2016	FY 2017	FY 2017	FY 2017	FY 2017
Decision Item	ACTUAL	ACTUAL	BUDGET	BUDGET	DEPT REQ	DEPT REQ	GOV REC	GOV REC
Budget Object Class	DOLLAR	FTE	DOLLAR	FTE	DOLLAR	FTE	DOLLAR	FTE
ARTS COUNCIL-TRANSFER								
MAC GR Transfer Increase - 1419010								
TRANSFERS OUT	0	0.00	0	0.00	0	0.00	1,260,000	0.00
TOTAL - TRF	0	0.00	0	0.00	0	0.00	1,260,000	0.00
GRAND TOTAL	\$0	0.00	\$0	0.00	\$0	0.00	\$1,260,000	0.00
GENERAL REVENUE	\$0	0.00	\$0	0.00	\$0	0.00	\$1,260,000	0.00
FEDERAL FUNDS	\$0	0.00	\$0	0.00	\$0	0.00	\$0	0.00
OTHER FUNDS	\$0	0.00	\$0	0.00	\$0	0.00	\$0	0.00

BRASS REPORT 9

DECISION ITEM SUMMARY

Budget Unit								
Decision Item	FY 2015	FY 2015	FY 2016	FY 2016	FY 2017	FY 2017	FY 2017	FY 2017
Budget Object Summary	ACTUAL	ACTUAL	BUDGET	BUDGET	DEPT REQ	DEPT REQ	GOV REC	GOV REC
Fund	DOLLAR	FTE	DOLLAR	FTE	DOLLAR	FTE	DOLLAR	FTE
HUMANITIES COUNCIL-TRANSFER								
CORE								
FUND TRANSFERS								
GENERAL REVENUE	776,000	0.00	800,000	0.00	800,000	0.00	800,000	0.00
TOTAL - TRF	776,000	0.00	800,000	0.00	800,000	0.00	800,000	0.00
TOTAL	776,000	0.00	800,000	0.00	800,000	0.00	800,000	0.00
MHC GR Transfer Increase - 1419012								
FUND TRANSFERS								
GENERAL REVENUE	0	0.00	0	0.00	0	0.00	210,000	0.00
TOTAL - TRF	0	0.00	0	0.00	0	0.00	210,000	0.00
TOTAL	0	0.00	0	0.00	0	0.00	210,000	0.00
GRAND TOTAL	\$776,000	0.00	\$800,000	0.00	\$800,000	0.00	\$1,010,000	0.00

CORE DECISION ITEM

Department: Economic Development	Budget Unit <u>42370C</u>
Division: MO Arts Council (MAC)	
Core: MO Humanities Council Trust Fund Transfer	

1. CORE FINANCIAL SUMMARY

	FY 2017 Budget Request			
	GR	Federal	Other	Total
PS	0	0	0	0
EE	0	0	0	0
PSD	0	0	0	0
TRF	800,000	0	0	800,000
Total	800,000	0	0	800,000

	FY 2017 Governor's Recommendation			
	GR	Fed	Other	Total
PS	0	0	0	0
EE	0	0	0	0
PSD	0	0	0	0
TRF	800,000	0	0	800,000
Total	800,000	0	0	800,000

FTE 0.00 0.00 0.00 0.00

FTE 0.00 0.00 0.00 0.00

<i>Est. Fringe</i>	0	0	0	0
--------------------	---	---	---	---

<i>Est. Fringe</i>	0	0	0	0
--------------------	---	---	---	---

Note: Fringes budgeted in House Bill 5 except for certain fringes budgeted directly to MoDOT, Highway Patrol, and Conservation.

Note: Fringes budgeted in House Bill 5 except for certain fringes budgeted directly to MoDOT, Highway Patrol, and Conservation.

Other Funds:

Other Funds:

2. CORE DESCRIPTION

Pursuant to RSMo 143.183.6, ten percent of the non-resident professional athletes and entertainers (A & E tax) revenues shall be transferred to the Missouri Humanities Council trust fund to support the economic development mission of the Missouri Humanities Council. MHC accomplishes this through its heritage tourism initiative, community grants program supporting local heritage sites and statewide humanities-related programming, and veterans and family workshops and programs.

3. PROGRAM LISTING (list programs included in this core funding)

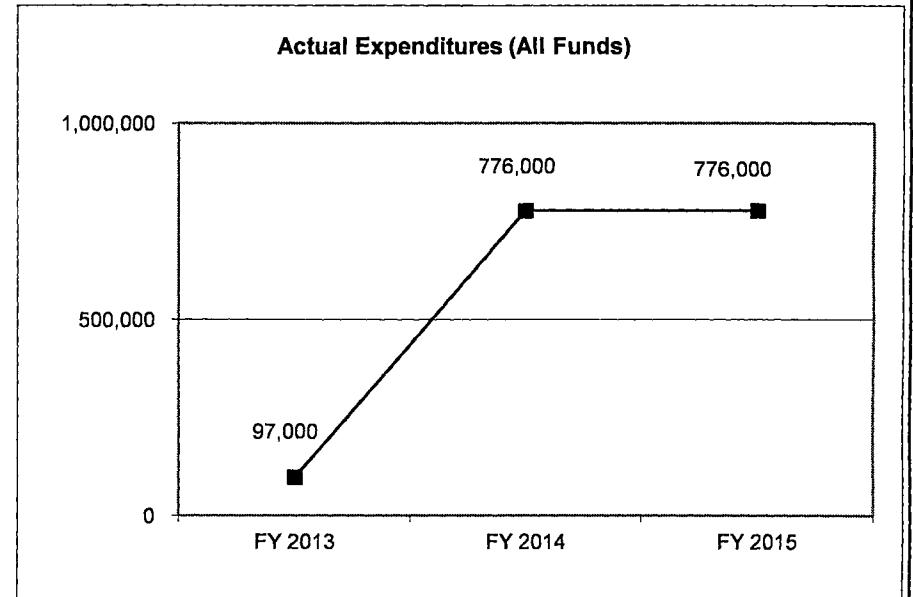
MO Humanities Council Trust Fund Transfer

CORE DECISION ITEM

Department:	Economic Development	Budget Unit	42370C
Division:	MO Arts Council (MAC)		
Core:	MO Humanities Council Trust Fund Transfer		

4. FINANCIAL HISTORY

	FY 2013 Actual	FY 2014 Actual	FY 2015 Actual	FY 2016 Current Yr.
Appropriation (All Funds)	100,000	800,000	800,000	800,000
Less Reverted (All Funds)	(3,000)	(24,000)	(24,000)	(24,000)
Less Restricted (All Funds)	0	0	0	0
Budget Authority (All Funds)	97,000	776,000	776,000	776,000
Actual Expenditures (All Funds)	97,000	776,000	776,000	N/A
Unexpended (All Funds)	0	0	0	N/A
Unexpended, by Fund:				
General Revenue	0	0	0	N/A
Federal	0	0	0	N/A
Other	0	0	0	N/A



Reverted includes Governor's standard 3 percent reserve (when applicable).
 Restricted includes any extraordinary expenditure restriction (when applicable).

NOTES:

CORE RECONCILIATION DETAIL

**DEPARTMENT OF ECONOMIC DEVELOPMENT
HUMANITIES COUNCIL-TRANSFER**

5. CORE RECONCILIATION DETAIL

	Budget Class	FTE	GR	Federal	Other	Total	Explanation
TAFP AFTER VETOES							
	TRF	0.00	800,000	0	0	800,000	
	Total	0.00	800,000	0	0	800,000	
DEPARTMENT CORE REQUEST							
	TRF	0.00	800,000	0	0	800,000	
	Total	0.00	800,000	0	0	800,000	
GOVERNOR'S RECOMMENDED CORE							
	TRF	0.00	800,000	0	0	800,000	
	Total	0.00	800,000	0	0	800,000	

DECISION ITEM DETAIL

Budget Unit	FY 2015	FY 2015	FY 2016	FY 2016	FY 2017	FY 2017	FY 2017	FY 2017
Decision Item	ACTUAL	ACTUAL	BUDGET	BUDGET	DEPT REQ	DEPT REQ	GOV REC	GOV REC
Budget Object Class	DOLLAR	FTE	DOLLAR	FTE	DOLLAR	FTE	DOLLAR	FTE
HUMANITIES COUNCIL-TRANSFER								
CORE								
TRANSFERS OUT	776,000	0.00	800,000	0.00	800,000	0.00	800,000	0.00
TOTAL - TRF	776,000	0.00	800,000	0.00	800,000	0.00	800,000	0.00
GRAND TOTAL	\$776,000	0.00	\$800,000	0.00	\$800,000	0.00	\$800,000	0.00
GENERAL REVENUE	\$776,000	0.00	\$800,000	0.00	\$800,000	0.00	\$800,000	0.00
FEDERAL FUNDS	\$0	0.00	\$0	0.00	\$0	0.00	\$0	0.00
OTHER FUNDS	\$0	0.00	\$0	0.00	\$0	0.00	\$0	0.00

PROGRAM DESCRIPTION

Department: Economic Development

Program Name: Missouri Humanities Council Trust Fund Transfer

Program is found in the following core budget(s): Missouri Humanities Council Trust Fund Transfer

1. What does this program do?

The Humanities Council requests annual appropriations to the Missouri Humanities Council Trust Fund to benefit and assist local heritage and cultural institutions and organizations through competitive grants, and to support the grassroots activities of community museums, libraries, historical societies, educational institutions, and other civic organizations in preserving and sharing their stories. The Missouri Humanities Council will encourage and support humanities-based programming, and to present its own programs including traveling historical exhibitions, creative writing workshops for Missouri veterans, the Missouri History speakers bureau, early reading initiatives for low income families, and development of an innovative mobile technology-based heritage tourism application for use in both urban and rural communities statewide, in order to build community pride, create new economic development opportunities and to foster a more civil and literate society.

2. What is the authorization for this program, i.e., federal or state statute, etc.? (Include the federal program number, if applicable.)

Sections 186.050 - 186.067 RSMo; Section 143.183 RSMo.

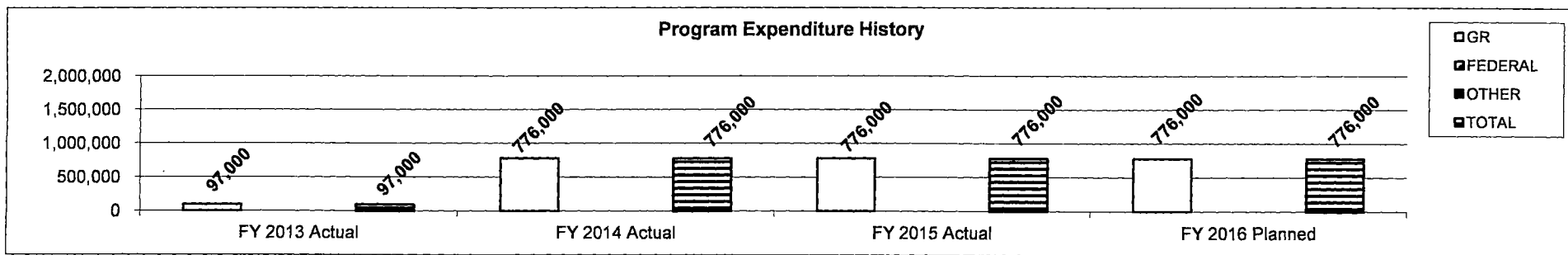
3. Are there federal matching requirements? If yes, please explain.

No.

4. Is this a federally mandated program? If yes, please explain.

No.

5. Provide actual expenditures for the prior three fiscal years and planned expenditures for the current fiscal year.



Note: Planned Expenditures for GR reflect 3% Governor's Reserve

6. What are the sources of the "Other" funds?

Original source of funds is the non-resident professional athletes and entertainers tax. Transfer from GR to the Missouri Humanities Council Trust Fund (0177).

PROGRAM DESCRIPTION

Department: Economic Development

Program Name: Missouri Humanities Council Trust Fund Transfer

Program is found in the following core budget(s): Missouri Humanities Council Trust Fund Transfer

7a. Provide an effectiveness measure.

This is a GR transfer. Please refer to the Program Description for the **Missouri Humanities Council Trust Programs**.

7b. Provide an efficiency measure.

This is a GR transfer. Please refer to the Program Description for the **Missouri Humanities Council Trust Programs**.

7c. Provide the number of clients/individuals served, if applicable.

This is a GR transfer. Please refer to the Program Description for the **Missouri Humanities Council Trust Programs**.

7d. Provide a customer satisfaction measure, if available.

This is a GR transfer. Please refer to the Program Description for the **Missouri Humanities Council Trust Programs**.

NEW DECISION ITEM

RANK: _____ OF _____

Department: Economic Development	Budget Unit 42370C
Division: Missouri Arts Council - Missouri Humanities Council	
DI Name: MHC GR Transfer Increase	DI#1419012

1. AMOUNT OF REQUEST

	FY 2017 Budget Request				FY 2017 Governor's Recommendation			
	GR	Federal	Other	Total	GR	Federal	Other	Total
PS	0	0	0	0	PS	0	0	0
EE	0	0	0	0	EE	0	0	0
PSD	0	0	0	0	PSD	0	0	0
TRF	0	0	0	0	TRF	210,000	0	210,000
Total	0	0	0	0	Total	210,000	0	210,000
FTE	0.00	0.00	0.00	0.00	FTE	0.00	0.00	0.00

<i>Est. Fringe</i>	0	0	0	0
--------------------	---	---	---	---

Note: Fringes budgeted in House Bill 5 except for certain fringes budgeted directly to MoDOT, Highway Patrol, and Conservation.

<i>Est. Fringe</i>	0	0	0	0
--------------------	---	---	---	---

Note: Fringes budgeted in House Bill 5 except for certain fringes budgeted directly to MoDOT, Highway Patrol, and Conservation.

Other Funds:

Other Funds:

2. THIS REQUEST CAN BE CATEGORIZED AS:

_____ New Legislation	_____ New Program	_____ Fund Switch
_____ Federal Mandate	_____ Program Expansion	_____ Cost to Continue
_____ GR Pick-Up	_____ Space Request	_____ Equipment Replacement
_____ Pay Plan	<input checked="" type="checkbox"/> Other: _____	_____ General Revenue Transfer

3. WHY IS THIS FUNDING NEEDED? PROVIDE AN EXPLANATION FOR ITEMS CHECKED IN #2. INCLUDE THE FEDERAL OR STATE STATUTORY OR CONSTITUTIONAL AUTHORIZATION FOR THIS PROGRAM.

The transfer of \$210,000 would allow the Missouri Humanities Council to continue to develop and carry out ongoing plans to expand services and programs throughout the state, to serve larger and more diverse audiences including low income families with young children and veterans, and to promote economic development through heritage tourism for communities of all sizes. This would include competitive grants to local community-based institutions and organizations, "Read from the Start" early reading programs for low-income families with young children, and Veterans' creative writing programs and annual anthology publication, major traveling exhibits on Missouri in the Civil War, Truman Presidency, Bicentennial of Statehood, and other history topics.

NEW DECISION ITEM

RANK: _____ OF _____

Department: Economic Development	Budget Unit 42370C
Division: Missouri Arts Council - Missouri Humanities Council	
DI Name: MHC GR Transfer Increase	DI#1419012

4. DESCRIBE THE DETAILED ASSUMPTIONS USED TO DERIVE THE SPECIFIC REQUESTED AMOUNT. (How did you determine that the requested number of FTE were appropriate? From what source or standard did you derive the requested levels of funding? Were alternatives such as outsourcing or automation considered? If based on new legislation, does request tie to TAFP fiscal note? If not, explain why. Detail which portions of the request are one-times and how those amounts were calculated.)

The \$210,000 in new funds transferred to the Missouri Humanities Trust Fund (0177) represents a portion of the Non-resident Professional Athletes and Entertainers Tax, as described in Section 143.183, RSMo.

5. BREAK DOWN THE REQUEST BY BUDGET OBJECT CLASS, JOB CLASS, AND FUND SOURCE. IDENTIFY ONE-TIME COSTS.

Budget Object Class/Job Class	Dept Req GR DOLLARS	Dept Req GR FTE	Dept Req FED DOLLARS	Dept Req FED FTE	Dept Req OTHER DOLLARS	Dept Req OTHER FTE	Dept Req TOTAL DOLLARS	Dept Req TOTAL FTE	Dept Req One-Time DOLLARS
							0	0.0	
							0	0.0	
Total PS	<u>0</u>	<u>0.0</u>	<u>0</u>	<u>0.0</u>	<u>0</u>	<u>0.0</u>	<u>0</u>	<u>0.0</u>	<u>0</u>
							0		
							0		
Total EE	<u>0</u>		<u>0</u>		<u>0</u>		<u>0</u>		<u>0</u>
Program Distributions							0		
Total PSD	<u>0</u>		<u>0</u>		<u>0</u>		<u>0</u>		<u>0</u>
Transfers									
Total TRF	<u>0</u>		<u>0</u>		<u>0</u>		<u>0</u>		<u>0</u>
Grand Total	<u>0</u>	<u>0.0</u>	<u>0</u>	<u>0.0</u>	<u>0</u>	<u>0.0</u>	<u>0</u>	<u>0.0</u>	<u>0</u>

NEW DECISION ITEM

RANK: _____ OF _____

Department: Economic Development	Budget Unit <u>42370C</u>
Division: Missouri Arts Council - Missouri Humanities Council	
DI Name: MHC GR Transfer Increase	DI#1419012

Budget Object Class/Job Class	Gov Rec GR DOLLARS	Gov Rec GR FTE	Gov Rec FED DOLLARS	Gov Rec FED FTE	Gov Rec OTHER DOLLARS	Gov Rec OTHER FTE	Gov Rec TOTAL DOLLARS	Gov Rec TOTAL FTE	Gov Rec One-Time DOLLARS
							0	0.0	
							0	0.0	
Total PS	<u>0</u>	<u>0.0</u>	<u>0</u>	<u>0.0</u>	<u>0</u>	<u>0.0</u>	<u>0</u>	<u>0.0</u>	<u>0</u>
							0		
							0		
							0		
Total EE	<u>0</u>		<u>0</u>		<u>0</u>		<u>0</u>		<u>0</u>
Program Distributions							0		
Total PSD	<u>0</u>		<u>0</u>		<u>0</u>		<u>0</u>		<u>0</u>
Transfers	210,000						210,000		
Total TRF	<u>210,000</u>		<u>0</u>		<u>0</u>		<u>210,000</u>		<u>0</u>
Grand Total	<u><u>210,000</u></u>	<u><u>0.0</u></u>	<u><u>0</u></u>	<u><u>0.0</u></u>	<u><u>0</u></u>	<u><u>0.0</u></u>	<u><u>210,000</u></u>	<u><u>0.0</u></u>	<u><u>0</u></u>

NEW DECISION ITEM
RANK: _____ OF _____

Department: Economic Development	Budget Unit <u>42370C</u>
Division: Missouri Arts Council - Missouri Humanities Council	
DI Name: MHC GR Transfer Increase	DI#1419012

6. PERFORMANCE MEASURES (If new decision item has an associated core, separately identify projected performance with & without additional funding.)

<p>6a. Provide an effectiveness measure. This is a GR transfer. Please refer to the program description for the MHC Trust Program.</p> <p>6c. Provide the number of clients/individuals served, if applicable. This is a GR transfer. Please refer to the program description for the MHC Trust Program.</p>	<p>6b. Provide an efficiency measure. This is a GR transfer. Please refer to the program description for the MHC Trust Program.</p> <p>6d. Provide a customer satisfaction measure, if available. This is a GR transfer. Please refer to the program description for the MHC Trust Program.</p>
--	---

7. STRATEGIES TO ACHIEVE THE PERFORMANCE MEASUREMENT TARGETS:

This is a GR transfer. Please refer to the program description for the Humanities Council Trust Fund Program.

DECISION ITEM DETAIL

Budget Unit	FY 2015	FY 2015	FY 2016	FY 2016	FY 2017	FY 2017	FY 2017	FY 2017
Decision Item	ACTUAL	ACTUAL	BUDGET	BUDGET	DEPT REQ	DEPT REQ	GOV REC	GOV REC
Budget Object Class	DOLLAR	FTE	DOLLAR	FTE	DOLLAR	FTE	DOLLAR	FTE
HUMANITIES COUNCIL-TRANSFER								
MHC GR Transfer Increase - 1419012								
TRANSFERS OUT	0	0.00	0	0.00	0	0.00	210,000	0.00
TOTAL - TRF	0	0.00	0	0.00	0	0.00	210,000	0.00
GRAND TOTAL	\$0	0.00	\$0	0.00	\$0	0.00	\$210,000	0.00
GENERAL REVENUE	\$0	0.00	\$0	0.00	\$0	0.00	\$210,000	0.00
FEDERAL FUNDS	\$0	0.00	\$0	0.00	\$0	0.00	\$0	0.00
OTHER FUNDS	\$0	0.00	\$0	0.00	\$0	0.00	\$0	0.00

BRASS REPORT 9

DECISION ITEM SUMMARY

Budget Unit								
Decision Item	FY 2015	FY 2015	FY 2016	FY 2016	FY 2017	FY 2017	FY 2017	FY 2017
Budget Object Summary	ACTUAL	ACTUAL	BUDGET	BUDGET	DEPT REQ	DEPT REQ	GOV REC	GOV REC
Fund	DOLLAR	FTE	DOLLAR	FTE	DOLLAR	FTE	DOLLAR	FTE
PUBLIC TELEVISION TRANSFER								
CORE								
FUND TRANSFERS								
GENERAL REVENUE	436,500	0.00	800,000	0.00	800,000	0.00	800,000	0.00
TOTAL - TRF	436,500	0.00	800,000	0.00	800,000	0.00	800,000	0.00
TOTAL	436,500	0.00	800,000	0.00	800,000	0.00	800,000	0.00
Public TV GR Transfer Increase - 1419014								
FUND TRANSFERS								
GENERAL REVENUE	0	0.00	0	0.00	0	0.00	210,000	0.00
TOTAL - TRF	0	0.00	0	0.00	0	0.00	210,000	0.00
TOTAL	0	0.00	0	0.00	0	0.00	210,000	0.00
GRAND TOTAL	\$436,500	0.00	\$800,000	0.00	\$800,000	0.00	\$1,010,000	0.00

CORE DECISION ITEM

Department:	Economic Development	Budget Unit	42375C
Division:	MO Arts Council (MAC)		
Core:	MO Public Broadcasting Corp Special Fund Trf		

1. CORE FINANCIAL SUMMARY

	FY 2017 Budget Request					FY 2017 Governor's Recommendation			
	GR	Federal	Other	Total		GR	Fed	Other	Total
PS	0	0	0	0	PS	0	0	0	0
EE	0	0	0	0	EE	0	0	0	0
PSD	0	0	0	0	PSD	0	0	0	0
TRF	800,000	0	0	800,000	TRF	800,000	0	0	800,000
Total	800,000	0	0	800,000	Total	800,000	0	0	800,000

FTE	0.00	0.00	0.00	0.00	FTE	0.00	0.00	0.00	0.00
------------	-------------	-------------	-------------	-------------	------------	-------------	-------------	-------------	-------------

Est. Fringe	0	0	0	0
--------------------	----------	----------	----------	----------

Note: Fringes budgeted in House Bill 5 except for certain fringes budgeted directly to MoDOT, Highway Patrol, and Conservation.

Est. Fringe	0	0	0	0
--------------------	----------	----------	----------	----------

Note: Fringes budgeted in House Bill 5 except for certain fringes budgeted directly to MoDOT, Highway Patrol, and Conservation.

Other Funds: Humanities Council Trust Fund (#0177)
Notes:

Other Funds: Humanities Council Trust Fund (#0177)
Notes:

2. CORE DESCRIPTION

This core decision item is the General Revenue transfer that provides funding for the Missouri Public Broadcasting Corp (PBC) Special Fund. The Missouri Arts Council (MAC) assumed responsibility for granting state funds to public television and radio stations beginning in FY2007. MAC will use the grant agreement process to ensure the accountability of public funds distribution. The 4 public television and 12 radio stations contribute significantly to Missouri's educational and cultural enrichment and are a valuable state resource. Section 143.183, RSMo enables 10% of the revenue (approximately \$3.3 million of the \$41 million collected annually) from the Non-Resident Professional Athletes and Entertainers Tax to be transferred from General Revenue to the PBC Special Fund. MAC distributes 75% of the funds to 4 tv stations and 25% to 12 radio stations according to the formula in statute. The state funds received are to be used for local programming related to the needs and problems of the community served by the broadcast licensee. In FY09 & FY10 mid-year expenditure restrictions were imposed on the transfers; in FY11 & FY12 zero funds were transferred; in FY13 only \$100,000 was transferred; and in FY14 \$800,000 was transferred, with \$450,000 transferred from GR and \$350,000 transferred from the MO Humanities Trust Fund. In FY15 they received \$436,500 after the Governor's Reserve from GR. In FY16 the amount will be \$776,000 after the Governor's Reserve from GR.

3. PROGRAM LISTING (list programs included in this core funding)

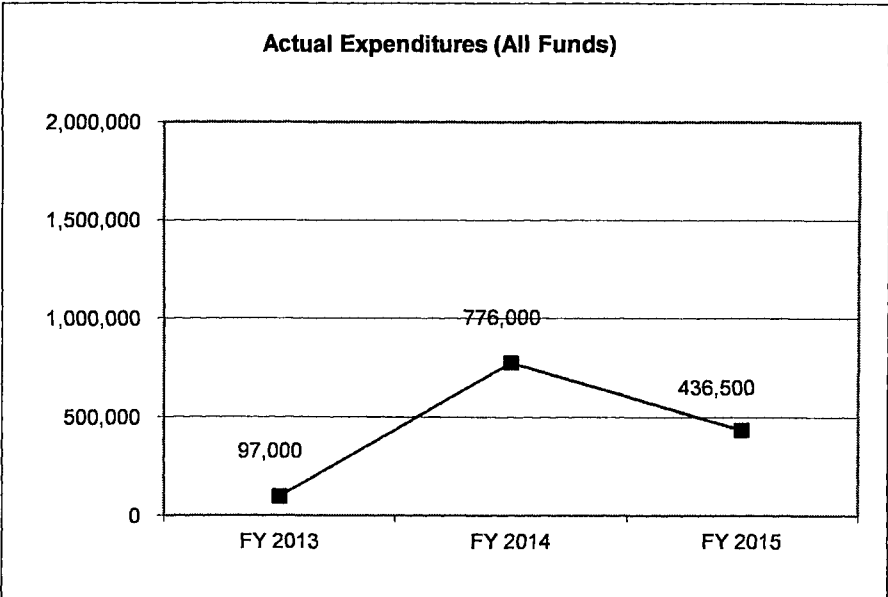
Public Broadcasting Community Service Programs on the following stations: Television--KCPT-Kansas City, KETC-St. Louis, KMOS-Sedalia/Warrensburg, KOZK-Springfield.
Radio--KBIA-Columbia, KTBG-Warrensburg, KCUR-Kansas City, KDHX-St. Louis, KJLU-Jefferson City, KKF1-Kansas City, KOPN-Columbia, KRCU-Cape Girardeau, KSMU-Springfield, KMST-Rolla, KWMU-St. Louis, KXCV & KRNW-Maryville

CORE DECISION ITEM

Department:	Economic Development	Budget Unit	42375C
Division:	MO Arts Council (MAC)		
Core:	MO Public Broadcasting Corp Special Fund Trf		

4. FINANCIAL HISTORY

	<u>FY 2013 Actual</u>	<u>FY 2014 Actual</u>	<u>FY 2015 Actual</u>	<u>FY 2016 Current Yr.</u>
Appropriation (All Funds)	100,000	800,000	450,000	800,000
Less Reverted (All Funds)	(3,000)	(24,000)	(13,500)	(24,000)
Less Restricted (All Funds)	0	0	0	0
Budget Authority (All Funds)	97,000	776,000	436,500	776,000
Actual Expenditures (All Funds)	97,000	776,000	436,500	N/A
Unexpended (All Funds)	0	0	0	N/A
Unexpended, by Fund:				
General Revenue	0	0	0	N/A
Federal	0	0	0	N/A
Other	0	0	0	N/A
		(1)		



Reverted includes Governor's standard 3 percent reserve (when applicable).
 Restricted includes any extraordinary expenditure restriction (when applicable).

Notes: (1) For FY14, \$800,000 is to be transferred to the PBC Special Fund, subject to 3% reserve, with \$450,000 to be transferred from GR, and \$350,000 to be transferred from the MO Humanities Trust Fund.

CORE RECONCILIATION DETAIL

**DEPARTMENT OF ECONOMIC DEVELOPMENT
PUBLIC TELEVISION TRANSFER**

5. CORE RECONCILIATION DETAIL

	Budget Class	FTE	GR	Federal	Other	Total	Explanation
TAFP AFTER VETOES							
	TRF	0.00	800,000	0	0	800,000	
	Total	0.00	800,000	0	0	800,000	
DEPARTMENT CORE REQUEST							
	TRF	0.00	800,000	0	0	800,000	
	Total	0.00	800,000	0	0	800,000	
GOVERNOR'S RECOMMENDED CORE							
	TRF	0.00	800,000	0	0	800,000	
	Total	0.00	800,000	0	0	800,000	

DECISION ITEM DETAIL

Budget Unit	FY 2015	FY 2015	FY 2016	FY 2016	FY 2017	FY 2017	FY 2017	FY 2017
Decision Item	ACTUAL	ACTUAL	BUDGET	BUDGET	DEPT REQ	DEPT REQ	GOV REC	GOV REC
Budget Object Class	DOLLAR	FTE	DOLLAR	FTE	DOLLAR	FTE	DOLLAR	FTE
PUBLIC TELEVISION TRANSFER								
CORE								
TRANSFERS OUT	436,500	0.00	800,000	0.00	800,000	0.00	800,000	0.00
TOTAL - TRF	436,500	0.00	800,000	0.00	800,000	0.00	800,000	0.00
GRAND TOTAL	\$436,500	0.00	\$800,000	0.00	\$800,000	0.00	\$800,000	0.00
GENERAL REVENUE	\$436,500	0.00	\$800,000	0.00	\$800,000	0.00	\$800,000	0.00
FEDERAL FUNDS	\$0	0.00	\$0	0.00	\$0	0.00	\$0	0.00
OTHER FUNDS	\$0	0.00	\$0	0.00	\$0	0.00	\$0	0.00

PROGRAM DESCRIPTION

Department: Economic Development

Program Name: Public Broadcasting Community Service Programs

Program is found in the following core budget(s): Missouri Public Broadcasting Corporation Special Fund Transfer

1. What does this program do?

The Missouri Arts Council (MAC) assumed responsibility for granting state funds to public television and radio stations beginning in FY2007. Section 143.183, RSMo., enables revenue collected from the Non-Resident Professional Athletes and Entertainers Tax to be transferred to the Public Broadcasting Corporation Special Fund. MAC distributes 75% of the funds to the 4 television stations and 25% to the 12 radio stations according to the formula in the statute. The state funds received are to be used for local programming related to the needs and problems of the community served by the broadcast licensee. MAC uses the grant agreement process to ensure the accountability of public funds distribution to the broadcasting stations. The 4 Missouri public television stations reach 5.5 million people annually and the 12 Missouri public radio stations reach 3.6 million people annually. Section 143.183, RSMo states that 10% of the revenue (approximately \$3.3 million of the \$33 million collected annually) from the Non-Resident Professional Athletes and Entertainers Tax is to be transferred from GR to the PBC Special Fund. In FY09 & FY10 mid-year expenditure restrictions were imposed on the transfers; in FY11 & FY12 zero funds were transferred; in FY13 only \$100,000 was transferred; and in FY14 \$800,000 was transferred, with \$450,000 transferred from GR and \$350,000 transferred from the MO Humanities Trust Fund. In FY15, \$436,500 will be transferred (after the Governor's Reserve) from GR.

2. What is the authorization for this program, i.e., federal or state statute, etc.? (Include the federal program number, if applicable.)

Sections 185.200 - 185.230 RSMo. Section 143.183 RSMo.

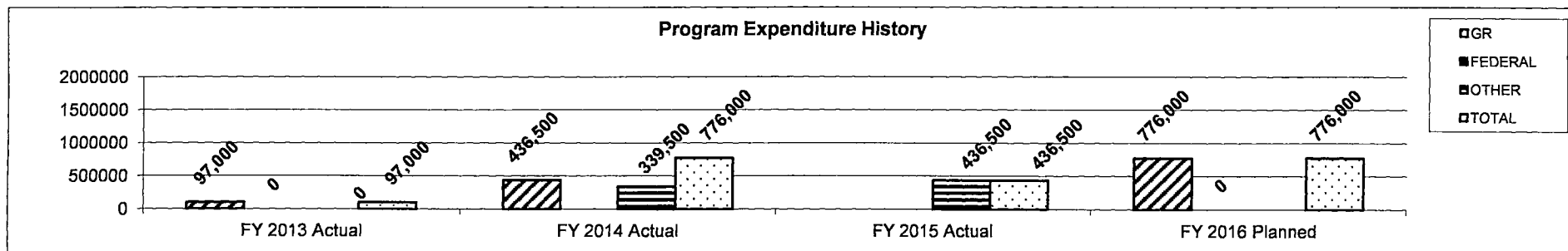
3. Are there federal matching requirements? If yes, please explain.

No

4. Is this a federally mandated program? If yes, please explain.

No

5. Provide actual expenditures for the prior three fiscal years and planned expenditures for the current fiscal year.



Note: Planned Expenditures for GR reflect 3% Governor's Reserve.

6. What are the sources of the "Other " funds?

Original source of funds is the Non-resident Professional Athletes' and Entertainers' Income Tax. Transfer from GR to MO Public Broadcasting Corp. Special Fund (#0887). For FY14 \$450,000 is to be transferred from GR, and \$350,000 from the MO Humanities Trust Fund (#0177).

PROGRAM DESCRIPTION

Department: Economic Development

Program Name: Public Broadcasting Community Service Programs

Program is found in the following core budget(s): Missouri Public Broadcasting Corporation Special Fund Transfer

7a. Provide an effectiveness measure.

This is a GR transfer. Please refer to the Program Description for the **Public Television Grants**.

7b. Provide an efficiency measure.

This is a GR transfer. Please refer to the Program Description for the **Public Television Grants**.

7c. Provide the number of clients/individuals served, if applicable.

This is a GR transfer. Please refer to the Program Description for the **Public Television Grants**.

7d. Provide a customer satisfaction measure, if available.

This is a GR transfer. Please refer to the Program Description for the **Public Television Grants**.

NEW DECISION ITEM
RANK: _____ OF _____

Department: Economic Development **Budget Unit** 42375C
Division: Missouri Arts Council
DI Name: Public TV GR Transfer Increase **DI#1419014**

1. AMOUNT OF REQUEST

	FY 2017 Budget Request					FY 2017 Governor's Recommendation			
	GR	Federal	Other	Total		GR	Federal	Other	Total
PS	0	0	0	0	PS	0	0	0	0
EE	0	0	0	0	EE	0	0	0	0
PSD	0	0	0	0	PSD	0	0	0	0
TRF	0	0	0	0	TRF	210,000	0	0	210,000
Total	0	0	0	0	Total	210,000	0	0	210,000
FTE	0.00	0.00	0.00	0.00	FTE	0.00	0.00	0.00	0.00

Est. Fringe	0	0	0	0
--------------------	---	---	---	---

Note: Fringes budgeted in House Bill 5 except for certain fringes budgeted directly to MoDOT, Highway Patrol, and Conservation.

Est. Fringe	0	0	0	0
--------------------	---	---	---	---

Note: Fringes budgeted in House Bill 5 except for certain fringes budgeted directly to MoDOT, Highway Patrol, and Conservation.

Other Funds: _____ Other Funds: _____

2. THIS REQUEST CAN BE CATEGORIZED AS:

- | | | |
|--|--|--|
| <input type="checkbox"/> New Legislation | <input type="checkbox"/> New Program | <input type="checkbox"/> Fund Switch |
| <input type="checkbox"/> Federal Mandate | <input type="checkbox"/> Program Expansion | <input type="checkbox"/> Cost to Continue |
| <input type="checkbox"/> GR Pick-Up | <input type="checkbox"/> Space Request | <input type="checkbox"/> Equipment Replacement |
| <input type="checkbox"/> Pay Plan | <input checked="" type="checkbox"/> Other: <u>General Revenue Transfer</u> | |

3. WHY IS THIS FUNDING NEEDED? PROVIDE AN EXPLANATION FOR ITEMS CHECKED IN #2. INCLUDE THE FEDERAL OR STATE STATUTORY OR CONSTITUTIONAL AUTHORIZATION FOR THIS PROGRAM.

Beginning in FY07, the Missouri Arts Council is responsible for distributing State funds to the Missouri Public Broadcasting Corporation's television and radio stations in accordance with Sections 185.200-185.230 and Section 143.183, RSMo. Missouri's 4 public television stations and 12 radio stations have an audience of over 4.7 million people according to the Nielsen and Arbitron ratings. The funds requested represent a portion of revenue collected for Non-Resident Professional Athletes and Entertainers Tax and are distributed (75%) to four public television broadcasting stations and (25%) to 12 public radio stations, as outlined in Section 143.183 RSMo. The stations are also under the authority of Section 73.621 of the Federal Communications Commission rules and regulations as a noncommercial educational or public broadcasting station.

NEW DECISION ITEM

RANK: _____ OF _____

Department: Economic Development **Budget Unit** 42375C
Division: Missouri Arts Council
DI Name: Public TV GR Transfer Increase **DI#**1419014

4. DESCRIBE THE DETAILED ASSUMPTIONS USED TO DERIVE THE SPECIFIC REQUESTED AMOUNT. (How did you determine that the requested number of FTE were appropriate? From what source or standard did you derive the requested levels of funding? Were alternatives such as outsourcing or automation considered? If based on new legislation, does request tie to TAFP fiscal note? If not, explain why. Detail which portions of the request are one-times and how those amounts were calculated.)

The \$210,000 in new funds transferred to the Public Broadcasting Special Fund (0887) represents a portion of the Non-resident Professional Athletes and Entertainers Tax, as described in Section 143.183, RSMo.

5. BREAK DOWN THE REQUEST BY BUDGET OBJECT CLASS, JOB CLASS, AND FUND SOURCE. IDENTIFY ONE-TIME COSTS.

Budget Object Class/Job Class	Dept Req	Dept Req	Dept Req	Dept Req	Dept Req	Dept Req	Dept Req	Dept Req	Dept Req
	GR	GR	FED	FED	OTHER	OTHER	TOTAL	TOTAL	One-Time
	DOLLARS	FTE	DOLLARS	FTE	DOLLARS	FTE	DOLLARS	FTE	DOLLARS
							0	0.0	
							0	0.0	
Total PS	<u>0</u>	<u>0.0</u>	<u>0</u>	<u>0.0</u>	<u>0</u>	<u>0.0</u>	<u>0</u>	<u>0.0</u>	<u>0</u>
							0		
							0		
Total EE	<u>0</u>		<u>0</u>		<u>0</u>		<u>0</u>		<u>0</u>
Program Distributions							0		
Total PSD	<u>0</u>		<u>0</u>		<u>0</u>		<u>0</u>		<u>0</u>
Transfers									
Total TRF	<u>0</u>		<u>0</u>		<u>0</u>		<u>0</u>		<u>0</u>
Grand Total	<u>0</u>	<u>0.0</u>	<u>0</u>	<u>0.0</u>	<u>0</u>	<u>0.0</u>	<u>0</u>	<u>0.0</u>	<u>0</u>

NEW DECISION ITEM
RANK: _____ OF _____

Department: Economic Development		Budget Unit 42375C							
Division: Missouri Arts Council									
DI Name: Public TV GR Transfer Increase		DI#1419014							
Budget Object Class/Job Class	Gov Rec GR DOLLARS	Gov Rec GR FTE	Gov Rec FED DOLLARS	Gov Rec FED FTE	Gov Rec OTHER DOLLARS	Gov Rec OTHER FTE	Gov Rec TOTAL DOLLARS	Gov Rec TOTAL FTE	Gov Rec One-Time DOLLARS
							0	0.0	
							0	0.0	
Total PS	<u>0</u>	<u>0.0</u>	<u>0</u>	<u>0.0</u>	<u>0</u>	<u>0.0</u>	<u>0</u>	<u>0.0</u>	<u>0</u>
							0		
							0		
							0		
Total EE	<u>0</u>		<u>0</u>		<u>0</u>		<u>0</u>		<u>0</u>
Program Distributions							0		
Total PSD	<u>0</u>		<u>0</u>		<u>0</u>		<u>0</u>		<u>0</u>
Transfers	210,000						210,000		
Total TRF	<u>210,000</u>		<u>0</u>		<u>0</u>		<u>210,000</u>		<u>0</u>
Grand Total	<u><u>210,000</u></u>	<u><u>0.0</u></u>	<u><u>0</u></u>	<u><u>0.0</u></u>	<u><u>0</u></u>	<u><u>0.0</u></u>	<u><u>210,000</u></u>	<u><u>0.0</u></u>	<u><u>0</u></u>

NEW DECISION ITEM
RANK: _____ OF _____

Department: Economic Development
Division: Missouri Arts Council
DI Name: Public TV GR Transfer Increase **DI#1419014**

Budget Unit 42375C

6. PERFORMANCE MEASURES (If new decision item has an associated core, separately identify projected performance with & without additional funding.)

6a. Provide an effectiveness measure.

This is a GR transfer. Please refer to the program description for the PBC Special Fund Program.

6b. Provide an efficiency measure.

This is a GR transfer. Please refer to the program description for the PBC Special Fund Program.

6c. Provide the number of clients/individuals served, if applicable.

This is a GR transfer. Please refer to the program description for the PBC Special Fund Program.

6d. Provide a customer satisfaction measure, if available.

This is a GR transfer. Please refer to the program description for the PBC Special Fund Program.

7. STRATEGIES TO ACHIEVE THE PERFORMANCE MEASUREMENT TARGETS:

This is a GR transfer. Please refer to the program description for the PBC Special Fund Program.

DECISION ITEM DETAIL

Budget Unit	FY 2015	FY 2015	FY 2016	FY 2016	FY 2017	FY 2017	FY 2017	FY 2017
Decision Item	ACTUAL	ACTUAL	BUDGET	BUDGET	DEPT REQ	DEPT REQ	GOV REC	GOV REC
Budget Object Class	DOLLAR	FTE	DOLLAR	FTE	DOLLAR	FTE	DOLLAR	FTE
PUBLIC TELEVISION TRANSFER								
Public TV GR Transfer Increase - 1419014								
TRANSFERS OUT	0	0.00	0	0.00	0	0.00	210,000	0.00
TOTAL - TRF	0	0.00	0	0.00	0	0.00	210,000	0.00
GRAND TOTAL	\$0	0.00	\$0	0.00	\$0	0.00	\$210,000	0.00
GENERAL REVENUE	\$0	0.00	\$0	0.00	\$0	0.00	\$210,000	0.00
FEDERAL FUNDS	\$0	0.00	\$0	0.00	\$0	0.00	\$0	0.00
OTHER FUNDS	\$0	0.00	\$0	0.00	\$0	0.00	\$0	0.00

BRASS REPORT 9

DECISION ITEM SUMMARY

Budget Unit								
Decision Item	FY 2015	FY 2015	FY 2016	FY 2016	FY 2017	FY 2017	FY 2017	FY 2017
Budget Object Summary	ACTUAL	ACTUAL	BUDGET	BUDGET	DEPT REQ	DEPT REQ	GOV REC	GOV REC
Fund	DOLLAR	FTE	DOLLAR	FTE	DOLLAR	FTE	DOLLAR	FTE
TOURISM								
CORE								
PERSONAL SERVICES								
DIVISION OF TOURISM SUPPL REV	1,295,677	34.28	1,677,931	41.00	1,677,931	41.00	1,677,931	41.00
TOTAL - PS	1,295,677	34.28	1,677,931	41.00	1,677,931	41.00	1,677,931	41.00
EXPENSE & EQUIPMENT								
DIVISION OF TOURISM SUPPL REV	16,283,483	0.00	17,391,680	0.00	17,391,680	0.00	17,391,680	0.00
TOURISM MARKETING FUND	6,000	0.00	24,500	0.00	24,500	0.00	24,500	0.00
TOTAL - EE	16,289,483	0.00	17,416,180	0.00	17,416,180	0.00	17,416,180	0.00
PROGRAM-SPECIFIC								
DIVISION OF TOURISM SUPPL REV	3,037,657	0.00	3,000,000	0.00	3,000,000	0.00	3,000,000	0.00
TOTAL - PD	3,037,657	0.00	3,000,000	0.00	3,000,000	0.00	3,000,000	0.00
TOTAL	20,622,817	34.28	22,094,111	41.00	22,094,111	41.00	22,094,111	41.00
Pay Plan - 0000012								
PERSONAL SERVICES								
DIVISION OF TOURISM SUPPL REV	0	0.00	0	0.00	0	0.00	33,557	0.00
TOTAL - PS	0	0.00	0	0.00	0	0.00	33,557	0.00
TOTAL	0	0.00	0	0.00	0	0.00	33,557	0.00
Tourism Spending Authority Inc - 1419016								
EXPENSE & EQUIPMENT								
DIVISION OF TOURISM SUPPL REV	0	0.00	0	0.00	0	0.00	3,000,000	0.00
TOTAL - EE	0	0.00	0	0.00	0	0.00	3,000,000	0.00
TOTAL	0	0.00	0	0.00	0	0.00	3,000,000	0.00
GRAND TOTAL	\$20,622,817	34.28	\$22,094,111	41.00	\$22,094,111	41.00	\$25,127,668	41.00

1/21/16 14:06

im_disummary

CORE DECISION ITEM

Department: Economic Development	Budget Unit <u>42450C</u>
Division: Tourism	
Core: Tourism	

1. CORE FINANCIAL SUMMARY

	FY 2017 Budget Request				FY 2017 Governor's Recommendation				
	GR	Federal	Other	Total	GR	Fed	Other	Total	
PS	0	0	1,677,931	1,677,931	PS	0	0	1,677,931	1,677,931
EE	0	0	17,416,180	17,416,180	EE	0	0	17,416,180	17,416,180
PSD	0	0	3,000,000	3,000,000	PSD	0	0	3,000,000	3,000,000
TRF	0	0	0	0	TRF	0	0	0	0
Total	0	0	22,094,111	22,094,111	Total	0	0	22,094,111	22,094,111
FTE	0.00	0.00	41.00	41.00	FTE	0.00	0.00	41.00	41.00
Est. Fringe	0	0	864,311	864,311	Est. Fringe	0	0	864,311	864,311
<i>Note: Fringes budgeted in House Bill 5 except for certain fringes budgeted directly to MoDOT, Highway Patrol, and Conservation.</i>					<i>Note: Fringes budgeted in House Bill 5 except for certain fringes budgeted directly to MoDOT, Highway Patrol, and Conservation.</i>				
Other Funds:	Tourism Marketing fund (0650) Requires a GR Transfer				Other Funds:	Tourism Marketing fund (0650) Requires a GR Transfer			
Notes:					Notes:				

2. CORE DESCRIPTION

This core decision item establishes the spending authority for the Missouri Division of Tourism (MDT) Statewide Tourism Marketing Program as provided for in Sections 620.450 through 620.467, RSMo. Section 620.467, RSMo., tracks sales tax revenue generated by 17 tourism-related Standard Industry Classification (SIC) codes used as a barometer to determine the growth in TSRF. In effect since July 1, 1994, this Missouri Tourism funding model is a nationally recognized formula that was established to provide reliable funding for MDT, allowing the Division to be competitive with other states in promoting tourism. Tourism is in the driver's seat of Missouri's future as a catalyst for economic stimulus and job creation. We have only just begun to tap our potential. The Missouri Division of Tourism (MDT), the state promotion office, runs broad-reaching marketing, sales, destination development and industry relations programs across the state. MDT works with local businesses, destination marketing organizations, convention and visitors bureaus, and communities to leverage and tie-in to marketing and public relations efforts to stimulate travel demand and brand the state as a destination. The funds from this request will be used in the tourism promotional budget to advertise Missouri's tourism destinations and attractions to the traveling public. Such advertising returns dividends back to Missouri. In FY14, each dollar in the MDT's budget generated \$86.00 in additional tourist expenditures and \$3.99 in state tax revenues. Tourist expenditures not only improve Missouri's economy, it also means additional jobs for Missouri residents with tourism employing more than 290,000 Missourians.

CORE DECISION ITEM

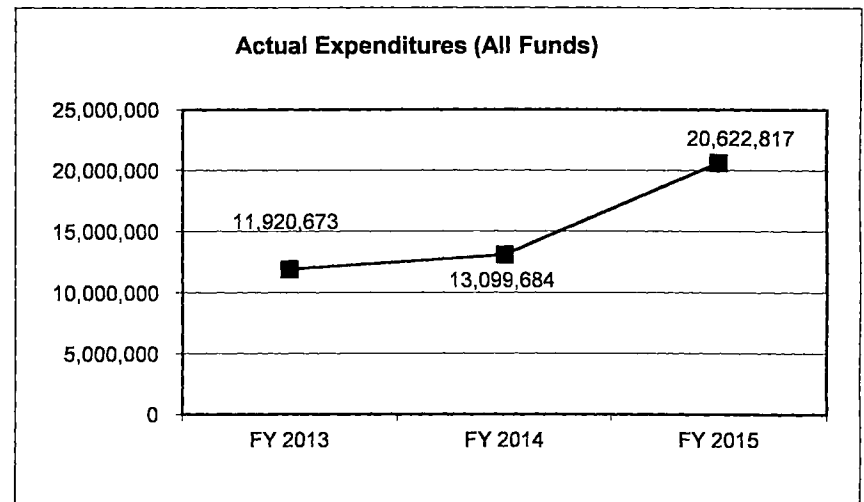
Department:	Economic Development	Budget Unit	42450C
Division:	Tourism		
Core:	Tourism		

3. PROGRAM LISTING (list programs included in this core funding)

Statewide Tourism Marketing Program

4. FINANCIAL HISTORY

	FY 2013 Actual	FY 2014 Actual	FY 2015 Actual	FY 2016 Current Yr.
Appropriation (All Funds)	13,747,437	14,692,118	28,209,979	22,094,111
Less Reverted (All Funds)	0	0	0	0
Less Restricted (All Funds)	0	0	0	0
Budget Authority (All Funds)	13,747,437	14,692,118	28,209,979	22,094,111
Actual Expenditures (All Funds)	11,920,673	13,099,684	20,622,817	N/A
Unexpended (All Funds)	1,826,764	1,592,434	7,587,162	N/A
Unexpended, by Fund:				
General Revenue	0	0	5,000,000	N/A
Federal	0	0	0	N/A
Other	1,826,764	1,592,434	2,587,162	N/A



Reverted includes Governor's standard 3 percent reserve (when applicable).
 Restricted includes any extraordinary expenditure restriction (when applicable).

CORE RECONCILIATION DETAIL

**DEPARTMENT OF ECONOMIC DEVELOPMENT
TOURISM**

5. CORE RECONCILIATION DETAIL

	Budget Class	FTE	GR	Federal	Other	Total	Explanation
TAFP AFTER VETOES							
	PS	41.00	0	0	1,677,931	1,677,931	
	EE	0.00	0	0	17,416,180	17,416,180	
	PD	0.00	0	0	3,000,000	3,000,000	
	Total	41.00	0	0	22,094,111	22,094,111	
DEPARTMENT CORE REQUEST							
	PS	41.00	0	0	1,677,931	1,677,931	
	EE	0.00	0	0	17,416,180	17,416,180	
	PD	0.00	0	0	3,000,000	3,000,000	
	Total	41.00	0	0	22,094,111	22,094,111	
GOVERNOR'S RECOMMENDED CORE							
	PS	41.00	0	0	1,677,931	1,677,931	
	EE	0.00	0	0	17,416,180	17,416,180	
	PD	0.00	0	0	3,000,000	3,000,000	
	Total	41.00	0	0	22,094,111	22,094,111	

DECISION ITEM DETAIL

Budget Unit	FY 2015	FY 2015	FY 2016	FY 2016	FY 2017	FY 2017	FY 2017	FY 2017
Decision Item	ACTUAL	ACTUAL	BUDGET	BUDGET	DEPT REQ	DEPT REQ	GOV REC	GOV REC
Budget Object Class	DOLLAR	FTE	DOLLAR	FTE	DOLLAR	FTE	DOLLAR	FTE
TOURISM								
CORE								
ADMIN OFFICE SUPPORT ASSISTANT	63,226	2.00	63,639	2.00	69,639	2.00	69,639	2.00
ACCOUNTANT I	3,834	0.13	33,567	1.00	33,567	1.00	33,567	1.00
ACCOUNTING ANAL II	0	0.00	50,958	1.00	50,958	1.00	50,958	1.00
PUBLIC INFORMATION SPEC I	30,815	1.00	33,567	1.00	33,567	1.00	33,567	1.00
PUBLIC INFORMATION SPEC II	91,543	2.38	121,356	3.00	123,356	3.00	123,356	3.00
PUBLIC INFORMATION COOR	38,720	1.00	85,576	2.00	85,576	2.00	85,576	2.00
TOURIST GUIDE	0	0.00	2,544	0.00	0	0.00	0	0.00
TOURIST ASST	187,442	7.79	194,072	8.00	204,072	8.00	204,072	8.00
TOURIST CENTER SPV	248,116	8.00	257,376	8.00	263,520	8.00	263,520	8.00
MANAGEMENT ANALYSIS SPEC I	37,347	1.00	40,944	1.00	40,944	1.00	40,944	1.00
PLANNER III	0	0.00	27,406	1.00	27,406	1.00	27,406	1.00
ECON DEV INFO & ADV COOR	0	0.00	48,567	1.00	48,567	1.00	48,567	1.00
COMMUNITY DEV REP I	33,899	1.00	35,000	1.00	38,000	1.00	38,000	1.00
COMMUNITY DEV REP II	0	0.00	5,394	0.00	0	0.00	0	0.00
FISCAL & ADMINISTRATIVE MGR B1	48,983	1.00	53,435	1.00	53,435	1.00	53,435	1.00
COMMUNITY & ECONOMIC DEV MGRB1	87,833	1.98	106,872	2.00	108,872	2.00	108,872	2.00
COMMUNITY & ECONOMIC DEV MGRB2	120,678	2.00	127,981	2.00	127,981	2.00	127,981	2.00
DIVISION DIRECTOR	88,382	0.98	108,763	2.00	108,763	2.00	108,763	2.00
DESIGNATED PRINCIPAL ASST DIV	151,091	2.77	215,648	3.00	215,648	3.00	215,648	3.00
CLERK	0	0.00	21,035	0.00	0	0.00	0	0.00
FISCAL MANAGER	0	0.00	35	0.00	0	0.00	0	0.00
MISCELLANEOUS TECHNICAL	0	0.00	136	0.00	0	0.00	0	0.00
SPECIAL ASST PROFESSIONAL	21,473	0.25	0	0.00	0	0.00	0	0.00
PRINCIPAL ASST BOARD/COMMISSON	42,295	1.00	44,060	1.00	44,060	1.00	44,060	1.00
TOTAL - PS	1,295,677	34.28	1,677,931	41.00	1,677,931	41.00	1,677,931	41.00
TRAVEL, IN-STATE	31,639	0.00	29,292	0.00	29,292	0.00	29,292	0.00
TRAVEL, OUT-OF-STATE	25,070	0.00	30,042	0.00	30,042	0.00	30,042	0.00
FUEL & UTILITIES	0	0.00	1,000	0.00	1,000	0.00	1,000	0.00
SUPPLIES	231,576	0.00	237,800	0.00	237,800	0.00	237,800	0.00
PROFESSIONAL DEVELOPMENT	249,510	0.00	161,575	0.00	161,575	0.00	161,575	0.00
COMMUNICATION SERV & SUPP	29,291	0.00	53,892	0.00	53,892	0.00	53,892	0.00
PROFESSIONAL SERVICES	15,625,971	0.00	16,648,209	0.00	16,648,209	0.00	16,648,209	0.00

DECISION ITEM DETAIL

Budget Unit	FY 2015	FY 2015	FY 2016	FY 2016	FY 2017	FY 2017	FY 2017	FY 2017
Decision Item	ACTUAL	ACTUAL	BUDGET	BUDGET	DEPT REQ	DEPT REQ	GOV REC	GOV REC
Budget Object Class	DOLLAR	FTE	DOLLAR	FTE	DOLLAR	FTE	DOLLAR	FTE
TOURISM								
CORE								
HOUSEKEEPING & JANITORIAL SERV	5,085	0.00	10,000	0.00	10,000	0.00	10,000	0.00
M&R SERVICES	1,073	0.00	7,840	0.00	7,840	0.00	7,840	0.00
MOTORIZED EQUIPMENT	0	0.00	1,000	0.00	1,000	0.00	1,000	0.00
OFFICE EQUIPMENT	43,243	0.00	31,000	0.00	31,000	0.00	31,000	0.00
OTHER EQUIPMENT	6,718	0.00	8,500	0.00	8,500	0.00	8,500	0.00
PROPERTY & IMPROVEMENTS	0	0.00	3,000	0.00	3,000	0.00	3,000	0.00
BUILDING LEASE PAYMENTS	39,662	0.00	188,000	0.00	188,000	0.00	188,000	0.00
EQUIPMENT RENTALS & LEASES	45	0.00	1,500	0.00	1,500	0.00	1,500	0.00
MISCELLANEOUS EXPENSES	600	0.00	3,480	0.00	3,480	0.00	3,480	0.00
REBILLABLE EXPENSES	0	0.00	50	0.00	50	0.00	50	0.00
TOTAL - EE	16,289,483	0.00	17,416,180	0.00	17,416,180	0.00	17,416,180	0.00
PROGRAM DISTRIBUTIONS	3,037,657	0.00	3,000,000	0.00	3,000,000	0.00	3,000,000	0.00
TOTAL - PD	3,037,657	0.00	3,000,000	0.00	3,000,000	0.00	3,000,000	0.00
GRAND TOTAL	\$20,622,817	34.28	\$22,094,111	41.00	\$22,094,111	41.00	\$22,094,111	41.00
GENERAL REVENUE	\$0	0.00	\$0	0.00	\$0	0.00	\$0	0.00
FEDERAL FUNDS	\$0	0.00	\$0	0.00	\$0	0.00	\$0	0.00
OTHER FUNDS	\$20,622,817	34.28	\$22,094,111	41.00	\$22,094,111	41.00	\$22,094,111	41.00

PROGRAM DESCRIPTION

Department: Economic Development
Program Name: Statewide Tourism Marketing Program
Program is found in the following core budget(s): Tourism

1. What does this program do?

Tourism is a major industry in Missouri. Tourism generates more than \$11.6 billion in revenue for Missouri, supports more than 290,000 jobs and provides \$1.3 billion in state and local taxes for communities. Missouri receives \$3.99 in state tax revenues from every dollar invested in the Missouri Division of Tourism (MDT) budget. Our state of 6 million people hosts more than 39 million leisure travelers annually. MDT utilizes research based marketing to achieve optimum benefits from our marketing dollar. MDT is responsible for promoting Missouri as a premier destination for tourists from throughout the United States and from around the world. The Division is dedicated to wise and strategic investments in travel promotion that will feed a virtuous cycle of economic benefits for Missouri. Travel promotion programs spur interest in visiting destinations among potential travelers. Stronger travel interest generates more visitors. Additional visitors spend more at local attractions, hotels, restaurants, retail stores and other businesses. Greater travel spending supports more local jobs and generates additional tax revenue for state and local governments.

2. What is the authorization for this program, i.e., federal or state statute, etc.? (Include the federal program number, if applicable.)

Sections 620.450 through 620.467 RSMo.

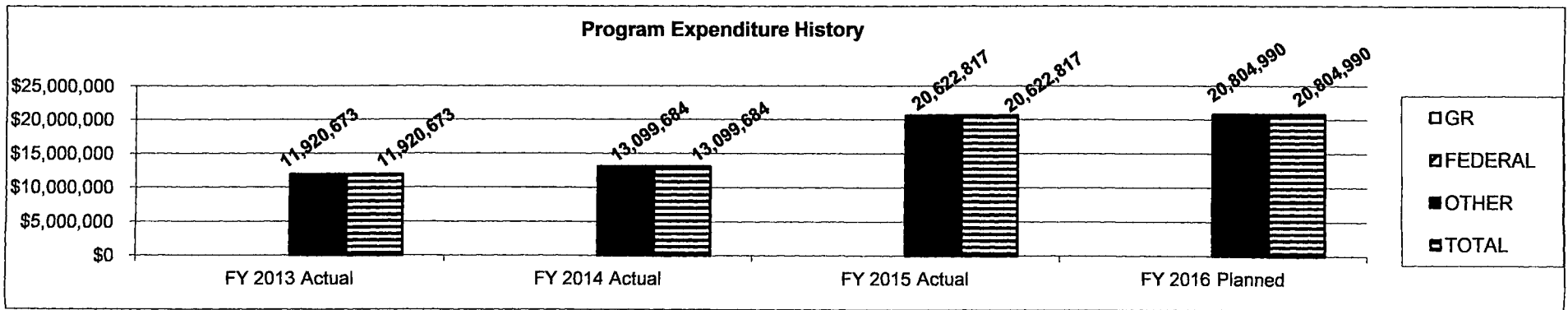
3. Are there federal matching requirements? If yes, please explain.

No.

4. Is this a federally mandated program? If yes, please explain.

No.

5. Provide actual expenditures for the prior three fiscal years and planned expenditures for the current fiscal year.



Note: Planned Expenditures for GR reflect 3% Governor's Reserve

PROGRAM DESCRIPTION

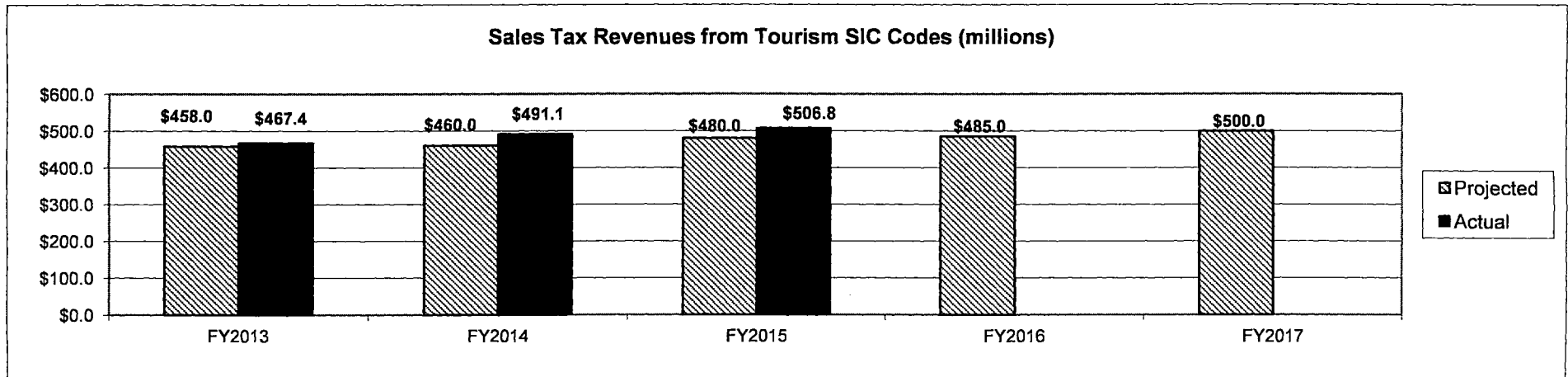
Department: Economic Development
Program Name: Statewide Tourism Marketing Program
Program is found in the following core budget(s): Tourism

6. What are the sources of the "Other " funds?

Tourism Supplemental Revenue Fund (0274), Tourism Marketing Fund (0650)

7a. Provide an effectiveness measure.

Sales Tax Revenues from 17 Tourism Related SIC codes.



7b. Provide an efficiency measure.

The economic impact (tourism expenditures) resulting directly from the Missouri Division of Tourism (MDT) marketing efforts.

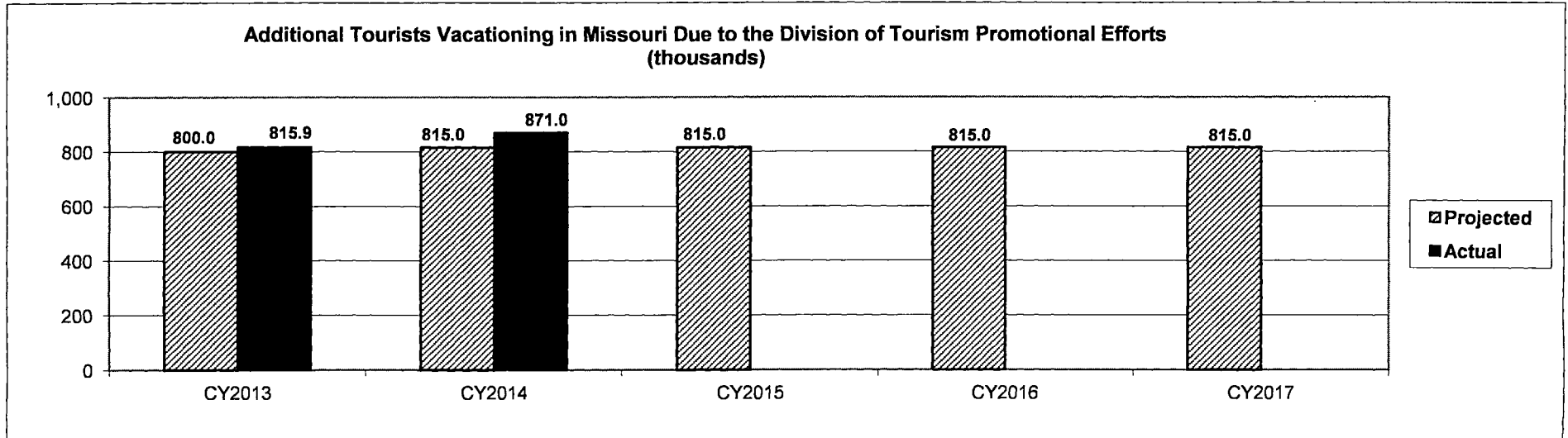
	FY2013		FY2014		FY2015		FY2016	FY2017
	Projected	Actual	Projected	Actual	Projected	Actual	Projected	Projected
MDT Net Budget (millions)	\$13.4	\$13.0	\$14.0	\$14.1	\$21.9	\$21.9	\$21.9	\$20.8
Total Direct Economic Impact of MDT's Marketing (millions)	\$536.0	\$884.0	\$560.0	\$1,216.3	\$1,423.5	\$1,883 Est	\$1,423.5	\$1,789.0
Direct Tourism Expenditures per Dollar of MDT's Net Budget (millions) **	\$40.0	\$68.0	\$40.0	\$86.0	\$65.0	\$86.0	\$65.0	\$86.0

** Source - Advertising Effectiveness Study, SMARI.

PROGRAM DESCRIPTION

Department: Economic Development
Program Name: Statewide Tourism Marketing Program
Program is found in the following core budget(s): Tourism

7c. Provide the number of clients/individuals served, if applicable.
 Increase in the number of additional tourists due to the Division of Tourism marketing efforts.



7d. Provide a customer satisfaction measure, if available.
 Continuing a positive perception of the Missouri brand and product, a good Missouri tourism customer satisfaction measure is the visitor reported likelihood to travel to Missouri. Since 2009, this number is trending upward for Missouri:

	2011	2012	2013	2014 *
Very Likely	18%	24%	26%	26%
Somewhat Likely	27%	34%	32%	32%
Not Very Likely	29%	29%	26%	26%
Not At All Likely	25%	14%	15%	15%

*FY 2014 percentages are estimated. 2014 actual percentages will be available September 2015.

NEW DECISION ITEM

RANK: _____ OF _____

Department: Economic Development	Budget Unit 42450C
Division: Tourism	
DI Name: Tourism Spending Authority Increase	DI# 1419016

1. AMOUNT OF REQUEST

	FY 2017 Budget Request			
	GR	Federal	Other	Total
PS	0	0	0	0
EE	0	0	0	0
PSD	0	0	0	0
TRF	0	0	0	0
Total	0	0	0	0
FTE	0.00	0.00	0.00	0.00

	FY 2017 Governor's Recommendation			
	GR	Federal	Other	Total
PS	0	0	0	0
EE	0	0	3,000,000	3,000,000
PSD	0	0	0	0
TRF	0	0	0	0
Total	0	0	3,000,000	3,000,000
FTE	0.00	0.00	0.00	0.00

Est. Fringe	0	0	0	0
--------------------	---	---	---	---

Note: Fringes budgeted in House Bill 5 except for certain fringes budgeted directly to MoDOT, Highway Patrol, and Conservation.

Est. Fringe	0	0	0	0
--------------------	---	---	---	---

Note: Fringes budgeted in House Bill 5 except for certain fringes budgeted directly to MoDOT, Highway Patrol, and Conservation.

Other Funds:

Other Funds: Tourism Supplemental Revenue Fund (0274)
Requires a GR Trf

2. THIS REQUEST CAN BE CATEGORIZED AS:

<input type="checkbox"/> New Legislation	<input type="checkbox"/> New Program	<input type="checkbox"/> Fund Switch
<input type="checkbox"/> Federal Mandate	<input checked="" type="checkbox"/> Program Expansion	<input type="checkbox"/> Cost to Continue
<input type="checkbox"/> GR Pick-Up	<input type="checkbox"/> Space Request	<input type="checkbox"/> Equipment Replacement
<input type="checkbox"/> Pay Plan	<input type="checkbox"/> Other: _____	

3. WHY IS THIS FUNDING NEEDED? PROVIDE AN EXPLANATION FOR ITEMS CHECKED IN #2. INCLUDE THE FEDERAL OR STATE STATUTORY OR CONSTITUTIONAL AUTHORIZATION FOR THIS PROGRAM.

The funding for the Division of Tourism is through a General Revenue transfer to the Tourism Supplemental Revenue Fund (TSRF). The authority for the Division of Tourism Statewide Tourism Marketing Program is provided for in Sections 620.450 through 620.467, RSMo.

This request is for an increase of \$3,000,000 in spending authority for the TSRF to be used in the tourism promotional budget to advertise Missouri's tourism destinations and attractions to the traveling public with a fully integrated marketing strategy based upon sound research. As we welcome more and more of the world's travelers to our diverse state, we are helping to create jobs, build our economy, and strengthen the foundation of communities across Missouri. Additional funding will enhance efforts to showcase Missouri's tourism opportunities.

NEW DECISION ITEM

RANK: _____ OF _____

Department: Economic Development	Budget Unit 42450C
Division: Tourism	
DI Name: Tourism Spending Authority Increase	DI# 1419016

4. DESCRIBE THE DETAILED ASSUMPTIONS USED TO DERIVE THE SPECIFIC REQUESTED AMOUNT. (How did you determine that the requested number of FTE were appropriate? From what source or standard did you derive the requested levels of funding? Were alternatives such as outsourcing or automation considered? If based on new legislation, does request tie to TAFP fiscal note? If not, explain why. Detail which portions of the request are one-times and how those amounts were calculated.)

This request is for an increase of \$3,000,000 in spending authority for the Tourism Supplemental Revenue Fund (TSRF) to restore the division's eroding operating funds. In FY09, the General Revenue Transfer to the Tourism Supplemental Revenue fund was \$20.9 million. This amount has been reduced since FY09 to \$13.2 million in FY10, \$13.0 million in FY11 and FY12, and further reduced to \$12.6 million in FY13. In FY14, the appropriated transfer was increased to \$14.0 million. In FY15 the division's appropriated transfer was further increased to \$22.6 million, but in FY16 the transfer was decreased by \$1.1 million to \$21.4 million. The division is operating at a funding level that is approximately equal to the FY09 funding level. This funding will be used in MDT's marketing plans to increase the division's reach into new and current markets using select research based mediums in television, online, print, and outdoor, as well as public relations and social media efforts.

As the official destination marketing organization charged with promoting Missouri as a leisure travel destination, the Missouri Division of Tourism (MDT) plans and implements a wide variety of marketing and strategic sales initiatives. Our goal is to deliver the right message, through the right medium, to the right audience, at the right time, in order to maximize the economic impact of travel to the Show-Me State.

5. BREAK DOWN THE REQUEST BY BUDGET OBJECT CLASS, JOB CLASS, AND FUND SOURCE. IDENTIFY ONE-TIME COSTS.

Budget Object Class/Job Class	Dept Req GR DOLLARS	Dept Req GR FTE	Dept Req FED DOLLARS	Dept Req FED FTE	Dept Req OTHER DOLLARS	Dept Req OTHER FTE	Dept Req TOTAL DOLLARS	Dept Req TOTAL FTE	Dept Req One-Time DOLLARS
							0	0.0	
							0	0.0	
Total PS	0	0.0	0	0.0	0	0.0	0	0.0	0
							0		
Total EE	0		0		0		0		0
Program Distributions							0		
Total PSD	0		0		0		0		0
Transfers									
Total TRF	0		0		0		0		0
Grand Total	0	0.0	0	0.0	0	0.0	0	0.0	0

NEW DECISION ITEM

RANK: _____ OF _____

Department: Economic Development	Budget Unit 42450C
Division: Tourism	
DI Name: Tourism Spending Authority Increase	DI# 1419016

Budget Object Class/Job Class	Gov Rec GR DOLLARS	Gov Rec GR FTE	Gov Rec FED DOLLARS	Gov Rec FED FTE	Gov Rec OTHER DOLLARS	Gov Rec OTHER FTE	Gov Rec TOTAL DOLLARS	Gov Rec TOTAL FTE	Gov Rec One-Time DOLLARS
							0	0.0	
							0	0.0	
Total PS	<u>0</u>	<u>0.0</u>	<u>0</u>	<u>0.0</u>	<u>0</u>	<u>0.0</u>	<u>0</u>	<u>0.0</u>	<u>0</u>
							0		
							0		
					3,000,000		3,000,000		
							0		
Total EE	<u>0</u>		<u>0</u>		<u>3,000,000</u>		<u>3,000,000</u>		<u>0</u>
Program Distributions							0		
Total PSD	<u>0</u>		<u>0</u>		<u>0</u>		<u>0</u>		<u>0</u>
Transfers							0		
Total TRF	<u>0</u>		<u>0</u>		<u>0</u>		<u>0</u>		<u>0</u>
Grand Total	<u>0</u>	<u>0.0</u>	<u>0</u>	<u>0.0</u>	<u>3,000,000</u>	<u>0.0</u>	<u>3,000,000</u>	<u>0.0</u>	<u>0</u>

* This request is for a \$3,000,000 General Revenue transfer to the Tourism Supplemental Revenue Fund and corresponding increase in the Division of Tourism's spending authority.

NEW DECISION ITEM

RANK: _____ **OF** _____

Department: Economic Development	Budget Unit <u>42450C</u>
Division: Tourism	
DI Name: Tourism Spending Authority Increase	DI# 1419016

6. PERFORMANCE MEASURES (If new decision item has an associated core, separately identify projected performance with & without additional funding.)

6a. Provide an effectiveness measure.

6b. Provide an efficiency measure.

Tourism plays a vital role in Missouri's economic development. In Fiscal Year 2014, visitors spent a combined \$11.6 billion, supported 290,000 jobs, and generated \$1.3 billion in state and local taxes that contribute to our communities' economic well-being. In fact, the Fiscal Year 2014 total tourism sales were up \$562 million from the previous year.

6c. Provide the number of clients/individuals served, if applicable.

6d. Provide a customer satisfaction measure, if available.

7. STRATEGIES TO ACHIEVE THE PERFORMANCE MEASUREMENT TARGETS:

DECISION ITEM DETAIL

Budget Unit	FY 2015	FY 2015	FY 2016	FY 2016	FY 2017	FY 2017	FY 2017	FY 2017
Decision Item	ACTUAL	ACTUAL	BUDGET	BUDGET	DEPT REQ	DEPT REQ	GOV REC	GOV REC
Budget Object Class	DOLLAR	FTE	DOLLAR	FTE	DOLLAR	FTE	DOLLAR	FTE
TOURISM								
Tourism Spending Authority Inc - 1419016								
PROFESSIONAL SERVICES	0	0.00	0	0.00	0	0.00	3,000,000	0.00
TOTAL - EE	0	0.00	0	0.00	0	0.00	3,000,000	0.00
GRAND TOTAL	\$0	0.00	\$0	0.00	\$0	0.00	\$3,000,000	0.00
GENERAL REVENUE	\$0	0.00	\$0	0.00	\$0	0.00	\$0	0.00
FEDERAL FUNDS	\$0	0.00	\$0	0.00	\$0	0.00	\$0	0.00
OTHER FUNDS	\$0	0.00	\$0	0.00	\$0	0.00	\$3,000,000	0.00

BRASS REPORT 9

DECISION ITEM SUMMARY

Budget Unit								
Decision Item	FY 2015	FY 2015	FY 2016	FY 2016	FY 2017	FY 2017	FY 2017	FY 2017
Budget Object Summary	ACTUAL	ACTUAL	BUDGET	BUDGET	DEPT REQ	DEPT REQ	GOV REC	GOV REC
Fund	DOLLAR	FTE	DOLLAR	FTE	DOLLAR	FTE	DOLLAR	FTE
FILM OFFICE								
CORE								
PERSONAL SERVICES								
DIVISION OF TOURISM SUPPL REV	25,115	0.62	0	0.00	0	0.00	0	0.00
TOTAL - PS	25,115	0.62	0	0.00	0	0.00	0	0.00
EXPENSE & EQUIPMENT								
DIVISION OF TOURISM SUPPL REV	71,371	0.00	100,115	0.00	100,115	0.00	100,115	0.00
TOTAL - EE	71,371	0.00	100,115	0.00	100,115	0.00	100,115	0.00
PROGRAM-SPECIFIC								
DIVISION OF TOURISM SUPPL REV	120	0.00	0	0.00	0	0.00	0	0.00
TOTAL - PD	120	0.00	0	0.00	0	0.00	0	0.00
TOTAL	96,606	0.62	100,115	0.00	100,115	0.00	100,115	0.00
GRAND TOTAL	\$96,606	0.62	\$100,115	0.00	\$100,115	0.00	\$100,115	0.00

CORE DECISION ITEM

Department:	Economic Development	Budget Unit	42465C
Division:	Tourism		
Core:	MO Film Office		

1. CORE FINANCIAL SUMMARY

	FY 2017 Budget Request			
	GR	Federal	Other	Total
PS	0	0	0	0
EE	0	0	100,115	100,115
PSD	0	0	0	0
TRF	0	0	0	0
Total	0	0	100,115	100,115

	FY 2017 Governor's Recommendation			
	GR	Fed	Other	Total
PS	0	0	0	0
EE	0	0	100,115	100,115
PSD	0	0	0	0
TRF	0	0	0	0
Total	0	0	100,115	100,115

FTE 0.00 0.00 0.00 0.00

FTE 0.00 0.00 0.00 0.00

<i>Est. Fringe</i>	0	0	0	0
--------------------	---	---	---	---

Note: Fringes budgeted in House Bill 5 except for certain fringes budgeted directly to MoDOT, Highway Patrol, and Conservation.

<i>Est. Fringe</i>	0	0	0	0
--------------------	---	---	---	---

Note: Fringes budgeted in House Bill 5 except for certain fringes budgeted directly to MoDOT, Highway Patrol, and Conservation.

Other Funds: Tourism Supplemental Revenue Fund (0274)

NOTE: Tourism Supplemental Revenue Fund (0274)

2. CORE DESCRIPTION

The Missouri Film Office works to develop, coordinate and market the film industry and film-related activities in Missouri. The production and distribution of films and television programs is one of the nation's most valuable cultural and economic resources, and in Missouri more than 14,000 workers are employed in the industry with salaries above the national average. The Missouri Film Office serves as the official central point of contact for all state-wide inquiries - film, TV shows/segments, commercials, web content, and motion media. The office maintains and markets a large photo database of diverse locations across the state and keeps current a state-wide database of skilled workers, special equipment operators and support service companies. Many small businesses provide support to the film industry in Missouri, including transportation, food service, hospitality, retail, accounting, information management, equipment rental, heavy machine leasing, specialized design services, fine arts schools, lawyers, and managers for public figures and independent artists.

The Missouri Film Commission was created in 1996 per §620.1200, RSMo, as part of the Missouri Department of Economic Development (DED). The purpose of the nine member Commission is to advise the director of the DED on the promotion of development of film production and facilities in Missouri.

3. PROGRAM LISTING (list programs included in this core funding)

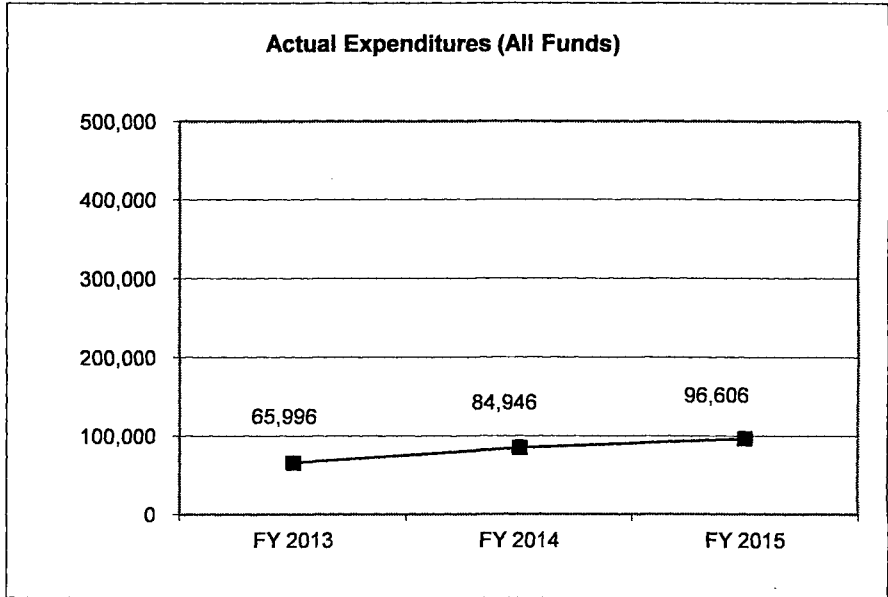
Administrative Services and Support

CORE DECISION ITEM

Department:	Economic Development	Budget Unit	42465C
Division:	Tourism		
Core:	MO Film Office		

4. FINANCIAL HISTORY

	FY 2013 Actual	FY 2014 Actual	FY 2015 Actual	FY 2016 Current Yr.
Appropriation (All Funds)	100,000	100,000	100,115	100,115
Less Reverted (All Funds)	0	0	0	0
Less Restricted (All Funds)	0	0	0	0
Budget Authority (All Funds)	100,000	100,000	100,115	100,115
Actual Expenditures (All Funds)	65,996	84,946	96,606	N/A
Unexpended (All Funds)	34,004	15,054	3,509	N/A
Unexpended, by Fund:				
General Revenue	0	0	0	N/A
Federal	0	0	0	N/A
Other	34,004	15,054	3,509	N/A
	(1)	(2)	(2)	



Reverted includes Governor's standard 3 percent reserve (when applicable).
 Restricted includes any extraordinary expenditure restriction (when applicable).

- NOTES:**
- (1) FY13 Funded with Business Extension Service Team (BEST) Fund (#0280)
 - (2) FY14 Funded with Tourism Supplemental Revenue Fund (#0274)

CORE RECONCILIATION DETAIL

**DEPARTMENT OF ECONOMIC DEVELOPMENT
FILM OFFICE**

5. CORE RECONCILIATION DETAIL

	Budget Class	FTE	GR	Federal	Other	Total	Explanation
TAFP AFTER VETOES	EE	0.00	0	0	100,115	100,115	
	Total	0.00	0	0	100,115	100,115	
DEPARTMENT CORE REQUEST	EE	0.00	0	0	100,115	100,115	
	Total	0.00	0	0	100,115	100,115	
GOVERNOR'S RECOMMENDED CORE	EE	0.00	0	0	100,115	100,115	
	Total	0.00	0	0	100,115	100,115	

DECISION ITEM DETAIL

Budget Unit	FY 2015	FY 2015	FY 2016	FY 2016	FY 2017	FY 2017	FY 2017	FY 2017
Decision Item	ACTUAL	ACTUAL	BUDGET	BUDGET	DEPT REQ	DEPT REQ	GOV REC	GOV REC
Budget Object Class	DOLLAR	FTE	DOLLAR	FTE	DOLLAR	FTE	DOLLAR	FTE
FILM OFFICE								
CORE								
PUBLIC INFORMATION SPEC II	25,115	0.62	0	0.00	0	0.00	0	0.00
TOTAL - PS	25,115	0.62	0	0.00	0	0.00	0	0.00
TRAVEL, IN-STATE	6,303	0.00	14,341	0.00	14,341	0.00	14,341	0.00
TRAVEL, OUT-OF-STATE	7,788	0.00	5,102	0.00	5,102	0.00	5,102	0.00
SUPPLIES	11,845	0.00	21,976	0.00	21,976	0.00	21,976	0.00
PROFESSIONAL DEVELOPMENT	26,150	0.00	4,001	0.00	4,001	0.00	4,001	0.00
COMMUNICATION SERV & SUPP	1,311	0.00	1,591	0.00	1,591	0.00	1,591	0.00
PROFESSIONAL SERVICES	15,851	0.00	45,614	0.00	45,614	0.00	45,614	0.00
OTHER EQUIPMENT	152	0.00	2,934	0.00	2,934	0.00	2,934	0.00
BUILDING LEASE PAYMENTS	713	0.00	215	0.00	215	0.00	215	0.00
EQUIPMENT RENTALS & LEASES	0	0.00	2,236	0.00	2,236	0.00	2,236	0.00
MISCELLANEOUS EXPENSES	1,258	0.00	2,105	0.00	2,105	0.00	2,105	0.00
TOTAL - EE	71,371	0.00	100,115	0.00	100,115	0.00	100,115	0.00
PROGRAM DISTRIBUTIONS	120	0.00	0	0.00	0	0.00	0	0.00
TOTAL - PD	120	0.00	0	0.00	0	0.00	0	0.00
GRAND TOTAL	\$96,606	0.62	\$100,115	0.00	\$100,115	0.00	\$100,115	0.00
GENERAL REVENUE	\$0	0.00	\$0	0.00	\$0	0.00	\$0	0.00
FEDERAL FUNDS	\$0	0.00	\$0	0.00	\$0	0.00	\$0	0.00
OTHER FUNDS	\$96,606	0.62	\$100,115	0.00	\$100,115	0.00	\$100,115	0.00

PROGRAM DESCRIPTION

Department: Economic Development

Program Name: Missouri Film Office

Program is found in the following core budget(s): Missouri Film Office

1. What does this program do?

The Missouri Film Office works to develop, coordinate and market the film industry and film-related activities in Missouri. The production and distribution of films and television programs is one of the nation's most valuable cultural and economic resources, and in Missouri more than 14,000 workers are employed in the industry with salaries above the national average. The Missouri Film Office serves as the official central point of contact for all state-wide inquiries - film, TV shows/segments, commercials, web content, and motion media. The office maintains and markets a large photo database of diverse locations across the state and keeps current a state-wide database of skilled workers, special equipment operators and support service companies. Many small businesses provide support to the film industry in Missouri, including transportation, food service, hospitality, retail, accounting, information management, equipment rental, heavy machine leasing, specialized design services, fine arts schools, lawyers, and managers for public figures and independent artists.

The Missouri Film Commission was created in 1996 per §620.1200, RSMo, as part of the Missouri Department of Economic Development (DED). The purpose of the nine member Commission is to advise the director of the DED on the promotion of development of film production and facilities in Missouri

2. What is the authorization for this program, i.e., federal or state statute, etc.? (Include the federal program number, if applicable.)

Section 620.1200, RSMo.

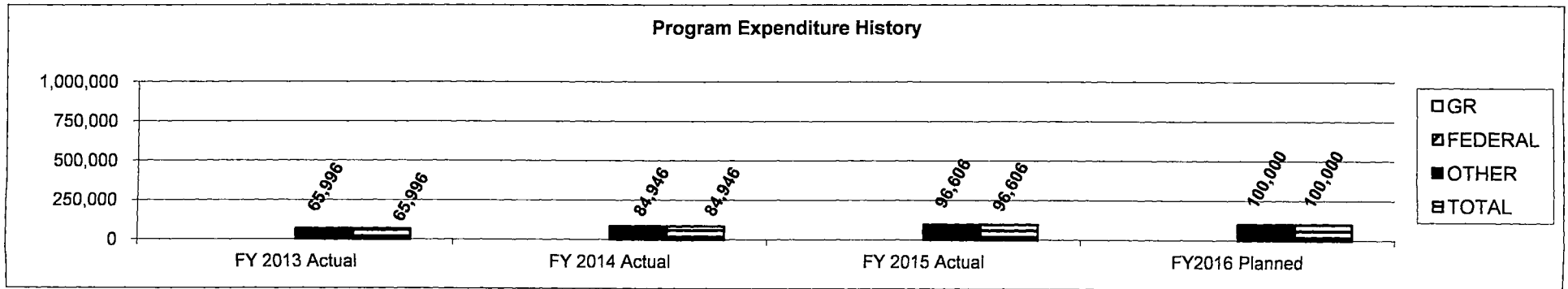
3. Are there federal matching requirements? If yes, please explain.

No

4. Is this a federally mandated program? If yes, please explain.

No

5. Provide actual expenditures for the prior three fiscal years and planned expenditures for the current fiscal year.



FY 2013 Funded with Business Extension Service Team (0280)

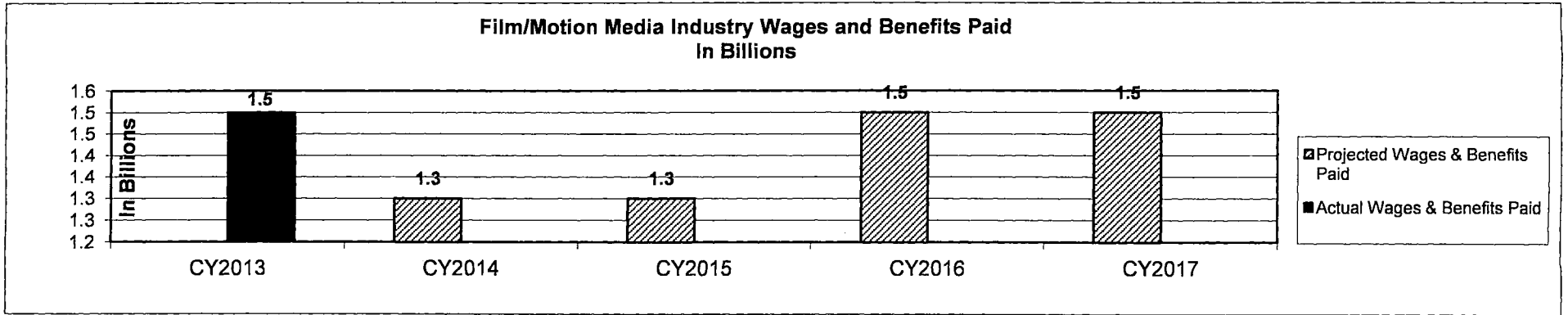
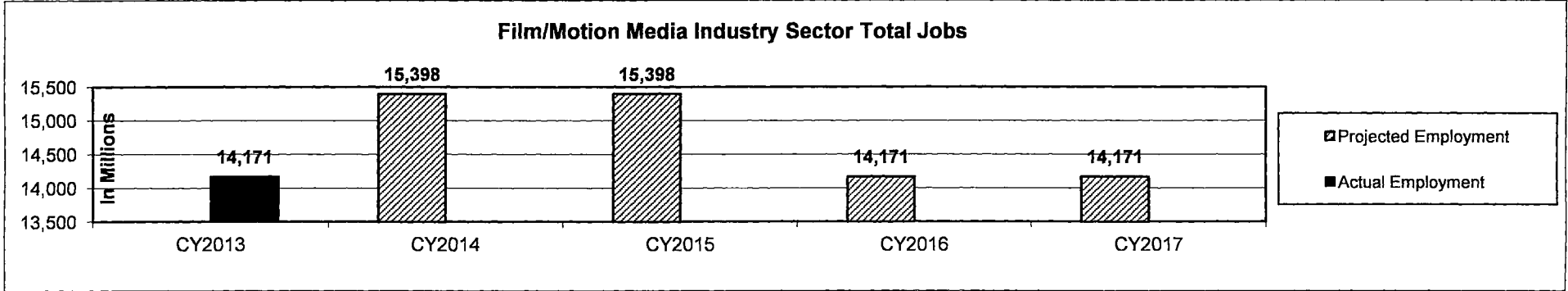
PROGRAM DESCRIPTION

Department: Economic Development
Program Name: Missouri Film Office
Program is found in the following core budget(s): Missouri Film Office

6. What are the sources of the "Other " funds?

Tourism Supplemental Revenue Fund (0274)

7a. Provide an effectiveness measure.



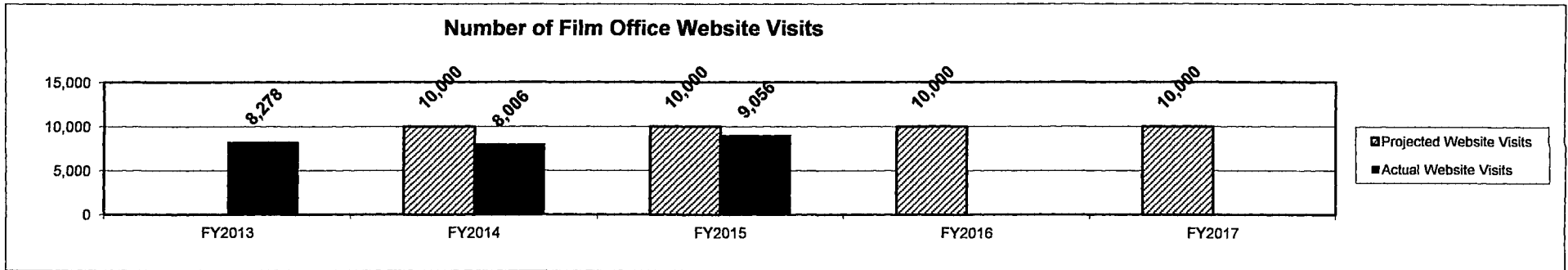
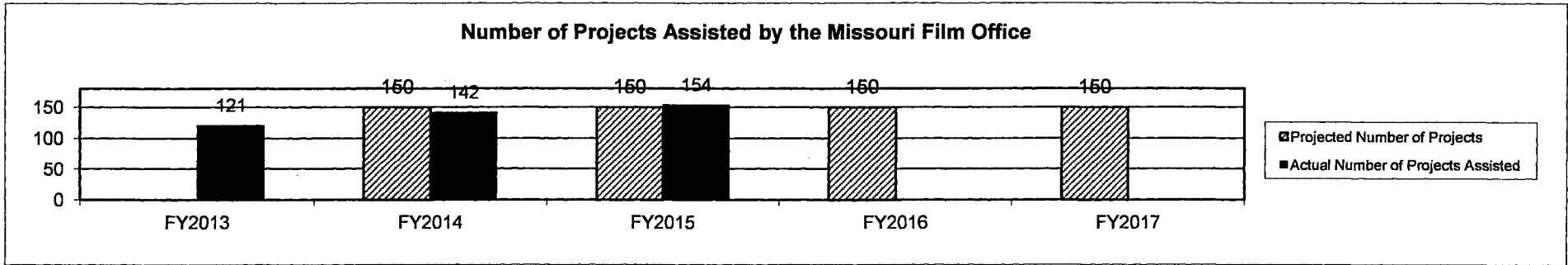
7b. Provide an efficiency measure.

NA

PROGRAM DESCRIPTION

Department: Economic Development
Program Name: Missouri Film Office
Program is found in the following core budget(s): Missouri Film Office

7c. Provide the number of clients/individuals served, if applicable.

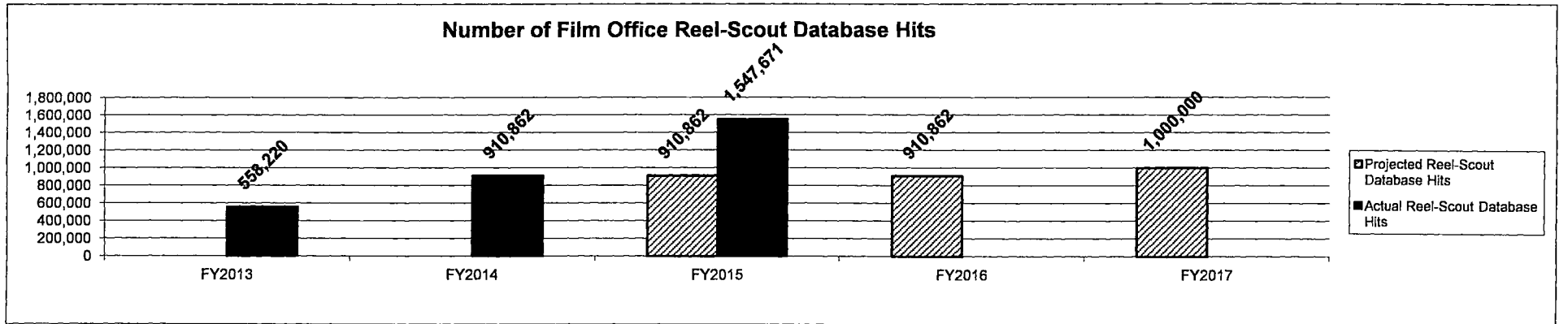
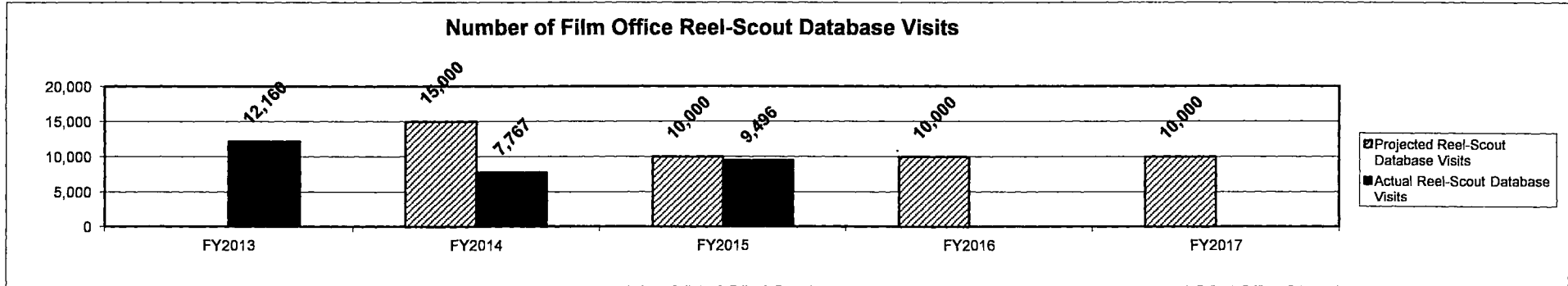


PROGRAM DESCRIPTION

Department: Economic Development

Program Name: Missouri Film Office

Program is found in the following core budget(s): Missouri Film Office



7d. Provide a customer satisfaction measure, if available.

NA

BRASS REPORT 9

DECISION ITEM SUMMARY

Budget Unit								
Decision Item	FY 2015	FY 2015	FY 2016	FY 2016	FY 2017	FY 2017	FY 2017	FY 2017
Budget Object Summary	ACTUAL	ACTUAL	BUDGET	BUDGET	DEPT REQ	DEPT REQ	GOV REC	GOV REC
Fund	DOLLAR	FTE	DOLLAR	FTE	DOLLAR	FTE	DOLLAR	FTE
TOURISM-TRANSFER								
CORE								
FUND TRANSFERS								
GENERAL REVENUE	21,896,240	0.00	21,448,443	0.00	21,448,443	0.00	21,448,443	0.00
TOTAL - TRF	21,896,240	0.00	21,448,443	0.00	21,448,443	0.00	21,448,443	0.00
TOTAL	21,896,240	0.00	21,448,443	0.00	21,448,443	0.00	21,448,443	0.00
Tourism GR Transfer Increase - 1419015								
FUND TRANSFERS								
GENERAL REVENUE	0	0.00	0	0.00	0	0.00	3,000,000	0.00
TOTAL - TRF	0	0.00	0	0.00	0	0.00	3,000,000	0.00
TOTAL	0	0.00	0	0.00	0	0.00	3,000,000	0.00
GRAND TOTAL	\$21,896,240	0.00	\$21,448,443	0.00	\$21,448,443	0.00	\$24,448,443	0.00

CORE DECISION ITEM

Department: Economic Development	Budget Unit 42460C
Division: Tourism	
Core : Tourism Supplemental Revenue Fund Transfer	

1. CORE FINANCIAL SUMMARY

	FY 2017 Budget Request					FY 2017 Governor's Recommendation			
	GR	Federal	Other	Total		GR	Fed	Other	Total
PS	0	0	0	0	PS	0	0	0	0
EE	0	0	0	0	EE	0	0	0	0
PSD	0	0	0	0	PSD	0	0	0	0
TRF	21,448,443	0	0	21,448,443	TRF	21,448,443	0	0	21,448,443
Total	21,448,443	0	0	21,448,443	Total	21,448,443	0	0	21,448,443
FTE	0.00	0.00	0.00	0.00	FTE	0.00	0.00	0.00	0.00

Est. Fringe	0	0	0	0
--------------------	---	---	---	---

Note: Fringes budgeted in House Bill 5 except for certain fringes budgeted directly to MoDOT, Highway Patrol, and Conservation.

Est. Fringe	0	0	0	0
--------------------	---	---	---	---

Note: Fringes budgeted in House Bill 5 except for certain fringes budgeted directly to MoDOT, Highway Patrol, and Conservation.

Other Funds:

Other Funds:

2. CORE DESCRIPTION

This core decision item is the required General Revenue transfer that provides funding to the Tourism Supplemental Revenue Fund, which is the source of funding for the Division of Tourism and the Missouri Film Office. The authority for the Division of Tourism Statewide Tourism Marketing Program is provided for in Sections 620.450 through 620.467, RSMo. Section 620.467, RSMo identifies the tourism industry classification codes used to determine the amount of General Revenue funds to be transferred into the Tourism Supplemental Revenue Fund.

3. PROGRAM LISTING (list programs included in this core funding)

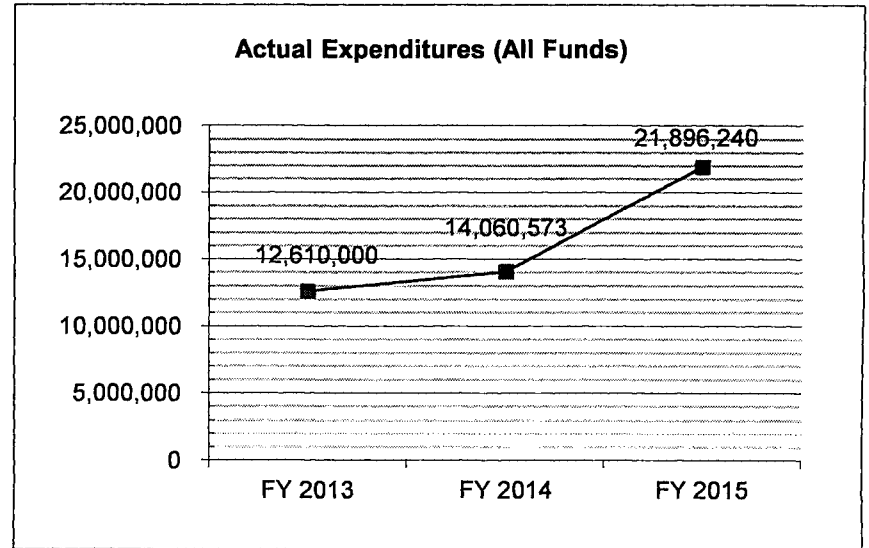
Tourism Supplemental Revenue Fund Transfer

CORE DECISION ITEM

Department:	Economic Development	Budget Unit	42460C
Division:	Tourism		
Core :	Tourism Supplemental Revenue Fund Transfer		

4. FINANCIAL HISTORY

	FY 2013 Actual	FY 2014 Actual	FY 2015 Current Yr.	FY 2016 Current Yr.
Appropriation (All Funds)	13,000,000	14,060,573	22,573,443	21,448,443
Less Reverted (All Funds)	(390,000)	0	(677,203)	(643,453)
Less Restricted (All Funds)	0	0	0	
Budget Authority (All Funds)	12,610,000	14,060,573	21,896,240	20,804,990
Actual Expenditures (All Funds)	12,610,000	14,060,573	21,896,240	N/A
Unexpended (All Funds)	0	0	0	N/A
Unexpended, by Fund:				
General Revenue	0	0	0	N/A
Federal	0	0	0	N/A
Other	0	0	0	N/A



Reverted includes Governor's standard 3 percent reserve (when applicable).
 Restricted includes any extraordinary expenditure restriction (when applicable).

NOTES:

CORE RECONCILIATION DETAIL

**DEPARTMENT OF ECONOMIC DEVELOPMENT
TOURISM-TRANSFER**

5. CORE RECONCILIATION DETAIL

	Budget Class	FTE	GR	Federal	Other	Total	Explanation
TAFP AFTER VETOES							
	TRF	0.00	21,448,443	0	0	21,448,443	
	Total	0.00	21,448,443	0	0	21,448,443	
DEPARTMENT CORE REQUEST							
	TRF	0.00	21,448,443	0	0	21,448,443	
	Total	0.00	21,448,443	0	0	21,448,443	
GOVERNOR'S RECOMMENDED CORE							
	TRF	0.00	21,448,443	0	0	21,448,443	
	Total	0.00	21,448,443	0	0	21,448,443	

DECISION ITEM DETAIL

Budget Unit	FY 2015	FY 2015	FY 2016	FY 2016	FY 2017	FY 2017	FY 2017	FY 2017
Decision Item	ACTUAL	ACTUAL	BUDGET	BUDGET	DEPT REQ	DEPT REQ	GOV REC	GOV REC
Budget Object Class	DOLLAR	FTE	DOLLAR	FTE	DOLLAR	FTE	DOLLAR	FTE
TOURISM-TRANSFER								
CORE								
TRANSFERS OUT	21,896,240	0.00	21,448,443	0.00	21,448,443	0.00	21,448,443	0.00
TOTAL - TRF	21,896,240	0.00	21,448,443	0.00	21,448,443	0.00	21,448,443	0.00
GRAND TOTAL	\$21,896,240	0.00	\$21,448,443	0.00	\$21,448,443	0.00	\$21,448,443	0.00
GENERAL REVENUE	\$21,896,240	0.00	\$21,448,443	0.00	\$21,448,443	0.00	\$21,448,443	0.00
FEDERAL FUNDS	\$0	0.00	\$0	0.00	\$0	0.00	\$0	0.00
OTHER FUNDS	\$0	0.00	\$0	0.00	\$0	0.00	\$0	0.00

PROGRAM DESCRIPTION

Department: Economic Development
Program Name: Tourism Supplemental Revenue Fund Transfer
Program is found in the following core budget(s): Tourism

1. What does this program do?

This is the General Revenue transfer that provides funding to the Tourism Supplemental Revenue Fund, which is the source of funding for the Division of Tourism and the Missouri Film Office. The authority for the Division of Tourism Statewide Tourism Marketing Program is provided for in Sections 620.450 through 620.467, RSMo. Section 620.467, RSMo identifies the tourism industry classification codes used to determine the amount of General Revenue funds to be transferred into the Tourism Supplemental Revenue Fund.

2. What is the authorization for this program, i.e., federal or state statute, etc.? (Include the federal program number, if applicable.)

Sections 620.450 through 620.467 RSMo.

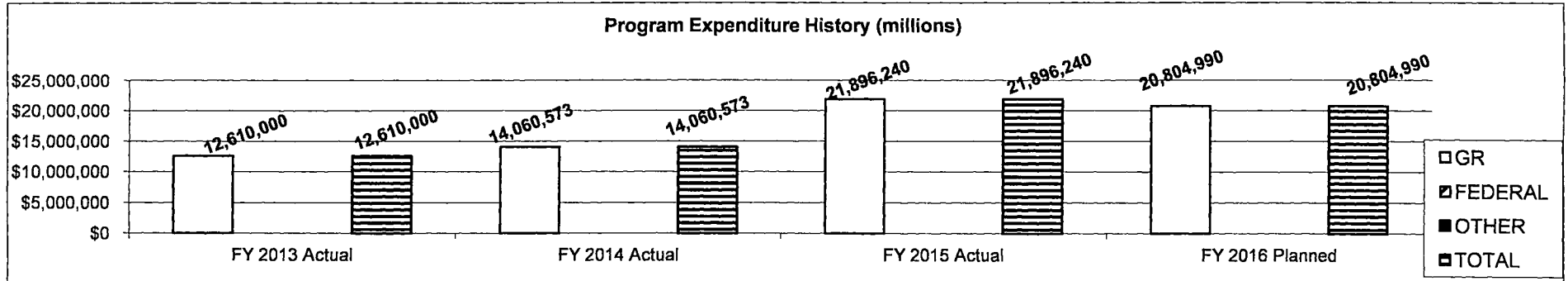
3. Are there federal matching requirements? If yes, please explain.

No

4. Is this a federally mandated program? If yes, please explain.

No

5. Provide actual expenditures for the prior three fiscal years and planned expenditures for the current fiscal year.



Note: Planned Expenditures for GR reflect 3% Governor's Reserve

6. What are the sources of the "Other " funds?

Tourism Supplemental Revenue Fund (0274), Tourism Marketing Fund (0650)

PROGRAM DESCRIPTION

Department: Economic Development

Program Name: Tourism Supplemental Revenue Fund Transfer

Program is found in the following core budget(s): Tourism

7a. Provide an effectiveness measure.

This is a GR transfer. Please refer to the Program Description for the **Statewide Tourism Marketing Program**.

7b. Provide an efficiency measure.

This is a GR transfer. Please refer to the Program Description for the **Statewide Tourism Marketing Program**.

7c. Provide the number of clients/individuals served, if applicable.

This is a GR transfer. Please refer to the Program Description for the **Statewide Tourism Marketing Program**.

7d. Provide a customer satisfaction measure, if available.

This is a GR transfer. Please refer to the Program Description for the **Statewide Tourism Marketing Program**.

NEW DECISION ITEM

RANK: _____ OF _____

Department: Economic Development	Budget Unit 42460C
Division: Tourism	
DI Name: Tourism GR Transfer Increase	DI# 1419015

1. AMOUNT OF REQUEST

	FY 2015 Budget Request				FY 2015 Governor's Recommendation			
	GR	Federal	Other	Total	GR	Federal	Other	Total
PS	0	0	0	0	PS	0	0	0
EE	0	0	0	0	EE	0	0	0
PSD	0	0	0	0	PSD	0	0	0
TRF	0	0	0	0	TRF	3,000,000	0	3,000,000
Total	0	0	0	0	Total	3,000,000	0	3,000,000
FTE	0.00	0.00	0.00	0.00	FTE	0.00	0.00	0.00
Est. Fringe	0	0	0	0	Est. Fringe	0	0	0

Note: Fringes budgeted in House Bill 5 except for certain fringes budgeted directly to MoDOT, Highway Patrol, and Conservation.

Note: Fringes budgeted in House Bill 5 except for certain fringes budgeted directly to MoDOT, Highway Patrol, and Conservation.

Other Funds:

Other Funds:

2. THIS REQUEST CAN BE CATEGORIZED AS:

<input type="checkbox"/> New Legislation	<input type="checkbox"/> New Program	<input type="checkbox"/> Fund Switch
<input type="checkbox"/> Federal Mandate	<input type="checkbox"/> Program Expansion	<input type="checkbox"/> Cost to Continue
<input type="checkbox"/> GR Pick-Up	<input type="checkbox"/> Space Request	<input type="checkbox"/> Equipment Replacement
<input type="checkbox"/> Pay Plan	<input checked="" type="checkbox"/> Other: <u>General Revenue Transfer to Tourism Supplemental Fund (0274)</u>	

3. WHY IS THIS FUNDING NEEDED? PROVIDE AN EXPLANATION FOR ITEMS CHECKED IN #2. INCLUDE THE FEDERAL OR STATE STATUTORY OR CONSTITUTIONAL AUTHORIZATION FOR THIS PROGRAM.

The funding for the Division of Tourism is through a General Revenue transfer to the Tourism Supplemental Revenue Fund (TSRF). The authority for the Division of Tourism Statewide Tourism Marketing Program is provided for in Sections 620.450 through 620.467, RSMo.

This request is for a \$3,000,000 General Revenue transfer to the TSRF to be used in the tourism promotional budget to advertise Missouri's tourism destinations and attractions to the traveling public with a fully integrated marketing strategy based upon sound research. As we welcome more and more of the world's travelers to our diverse state, we are helping to create jobs, build our economy, and strengthen the foundation of communities across Missouri. Additional funding will enhance efforts to showcase Missouri's tourism opportunities.

NEW DECISION ITEM

RANK: _____ OF _____

Department: Economic Development	Budget Unit 42460C
Division: Tourism	
DI Name: Tourism GR Transfer Increase	DI# 1419015

4. DESCRIBE THE DETAILED ASSUMPTIONS USED TO DERIVE THE SPECIFIC REQUESTED AMOUNT. (How did you determine that the requested number of FTE were appropriate? From what source or standard did you derive the requested levels of funding? Were alternatives such as outsourcing or automation considered? If based on new legislation, does request tie to TAFP fiscal note? If not, explain why. Detail which portions of the request are one-times and how those amounts were calculated.)

This request is for a \$3,000,000 General Revenue transfer to the Tourism Supplemental Revenue Fund (TSRF) to restore the division's eroding operating funds. In FY09, the General Revenue Transfer to the Tourism Supplemental Revenue fund was \$20.9 million. This amount has been reduced since FY09 to \$13.2 million in FY10, \$13.0 million in FY11 and FY12, and further reduced to \$12.6 million in FY13. In FY14, the appropriated transfer was increased to \$14.0 million. In FY15 the division's appropriated transfer was further increased to \$22.6 million, but in FY16 the transfer was decreased by \$1.1 million to \$21.4 million. The division is operating at a funding level that is approximately equal to the FY09 funding level. This funding will be used in MDT's marketing plans to increase the division's reach into new and current markets using select research based mediums in television, online, print, and outdoor, as well as public relations and social media efforts.

As the official destination marketing organization charged with promoting Missouri as a leisure travel destination, the Missouri Division of Tourism (MDT) plans and implements a wide variety of marketing and strategic sales initiatives. Our goal is to deliver the right message, through the right medium, to the right audience, at the right time, in order to maximize the economic impact of travel to the Show-Me State.

5. BREAK DOWN THE REQUEST BY BUDGET OBJECT CLASS, JOB CLASS, AND FUND SOURCE. IDENTIFY ONE-TIME COSTS.

Budget Object Class/Job Class	Dept Req GR DOLLARS	Dept Req GR FTE	Dept Req FED DOLLARS	Dept Req FED FTE	Dept Req OTHER DOLLARS	Dept Req OTHER FTE	Dept Req TOTAL DOLLARS	Dept Req TOTAL FTE	Dept Req One-Time DOLLARS
							0	0.0	
							0	0.0	
Total PS	0	0.0	0	0.0	0	0.0	0	0.0	0
							0		
Total EE	0		0		0		0		0
Program Distributions							0		
Total PSD	0		0		0		0		0
Transfers									
Total TRF	0		0		0		0		0
Grand Total	0	0.0	0	0.0	0	0.0	0	0.0	0

NEW DECISION ITEM

RANK: _____ OF _____

Department: Economic Development	Budget Unit 42460C
Division: Tourism	
DI Name: Tourism GR Transfer Increase	DI# 1419015

Budget Object Class/Job Class	Gov Rec GR DOLLARS	Gov Rec GR FTE	Gov Rec FED DOLLARS	Gov Rec FED FTE	Gov Rec OTHER DOLLARS	Gov Rec OTHER FTE	Gov Rec TOTAL DOLLARS	Gov Rec TOTAL FTE	Gov Rec One-Time DOLLARS
							0	0.0	
							0	0.0	
Total PS	<u>0</u>	<u>0.0</u>	<u>0</u>	<u>0.0</u>	<u>0</u>	<u>0.0</u>	<u>0</u>	<u>0.0</u>	<u>0</u>
							0		
							0		
							0		
Total EE	<u>0</u>		<u>0</u>		<u>0</u>		<u>0</u>		<u>0</u>
Program Distributions							0		
Total PSD	<u>0</u>		<u>0</u>		<u>0</u>		<u>0</u>		<u>0</u>
Transfers	3,000,000						3,000,000		
Total TRF	<u>3,000,000</u>		<u>0</u>		<u>0</u>		<u>3,000,000</u>		<u>0</u>
Grand Total	<u>3,000,000</u>	<u>0.0</u>	<u>0</u>	<u>0.0</u>	<u>0</u>	<u>0.0</u>	<u>3,000,000</u>	<u>0.0</u>	<u>0</u>

* This request is for a \$10,000,000 General Revenue transfer to the Tourism Supplemental Revenue Fund and corresponding increase in the Division of Tourism's spending authority.

NEW DECISION ITEM

RANK: _____ OF _____

Department: Economic Development	Budget Unit 42460C
Division: Tourism	
DI Name: Tourism GR Transfer Increase	DI# 1419015

6. PERFORMANCE MEASURES (If new decision item has an associated core, separately identify projected performance with & without additional funding.)

6a. Provide an effectiveness measure.

6b. Provide an efficiency measure.

Tourism plays a vital role in Missouri's economic development. In Fiscal Year 2014, visitors spent a combined \$11.6 billion, supported 290,000 jobs, and generated \$1.3 billion in state and local taxes that contribute to our communities' economic well-being. In fact, the Fiscal Year 2014 total tourism sales were up \$562 million from the previous year.

6c. Provide the number of clients/individuals served, if applicable.

6d. Provide a customer satisfaction measure, if available.

7. STRATEGIES TO ACHIEVE THE PERFORMANCE MEASUREMENT TARGETS:

DECISION ITEM DETAIL

Budget Unit	FY 2015	FY 2015	FY 2016	FY 2016	FY 2017	FY 2017	FY 2017	FY 2017
Decision Item	ACTUAL	ACTUAL	BUDGET	BUDGET	DEPT REQ	DEPT REQ	GOV REC	GOV REC
Budget Object Class	DOLLAR	FTE	DOLLAR	FTE	DOLLAR	FTE	DOLLAR	FTE
TOURISM-TRANSFER								
Tourism GR Transfer Increase - 1419015								
TRANSFERS OUT	0	0.00	0	0.00	0	0.00	3,000,000	0.00
TOTAL - TRF	0	0.00	0	0.00	0	0.00	3,000,000	0.00
GRAND TOTAL	\$0	0.00	\$0	0.00	\$0	0.00	\$3,000,000	0.00
GENERAL REVENUE	\$0	0.00	\$0	0.00	\$0	0.00	\$3,000,000	0.00
FEDERAL FUNDS	\$0	0.00	\$0	0.00	\$0	0.00	\$0	0.00
OTHER FUNDS	\$0	0.00	\$0	0.00	\$0	0.00	\$0	0.00

BRASS REPORT 9

DECISION ITEM SUMMARY

Budget Unit								
Decision Item	FY 2015	FY 2015	FY 2016	FY 2016	FY 2017	FY 2017	FY 2017	FY 2017
Budget Object Summary	ACTUAL	ACTUAL	BUDGET	BUDGET	DEPT REQ	DEPT REQ	GOV REC	GOV REC
Fund	DOLLAR	FTE	DOLLAR	FTE	DOLLAR	FTE	DOLLAR	FTE
ENERGY DIVISION OPERATIONS								
CORE								
PERSONAL SERVICES								
ENERGY FEDERAL	1,170,725	24.18	1,219,716	23.05	1,219,716	23.05	1,219,716	23.05
ENERGY SET-ASIDE PROGRAM	371,675	6.83	460,525	9.21	460,525	9.21	460,525	9.21
BIODIESEL FUEL REVOLVING	0	0.00	3,591	0.07	3,591	0.07	3,591	0.07
ENERGY FUTURES FUND	114,329	2.10	206,664	4.67	206,664	4.67	206,664	4.67
TOTAL - PS	1,656,729	33.11	1,890,496	37.00	1,890,496	37.00	1,890,496	37.00
EXPENSE & EQUIPMENT								
GENERAL REVENUE								
ENERGY FEDERAL	14,610	0.00	14,610	0.00	14,610	0.00	14,610	0.00
ENERGY SET-ASIDE PROGRAM	162,514	0.00	490,125	0.00	490,125	0.00	490,125	0.00
ENERGY FUTURES FUND	44,003	0.00	89,970	0.00	89,970	0.00	89,970	0.00
TOTAL - EE	19,385	0.00	32,050	0.00	32,050	0.00	32,050	0.00
PROGRAM-SPECIFIC								
ENERGY SET-ASIDE PROGRAM	0	0.00	2,039	0.00	2,039	0.00	2,039	0.00
BIODIESEL FUEL REVOLVING	0	0.00	165	0.00	165	0.00	165	0.00
MO ALTERNATV FUEL VEHICLE LOAN	0	0.00	50	0.00	50	0.00	50	0.00
ENERGY FUTURES FUND	0	0.00	4,500	0.00	4,500	0.00	4,500	0.00
TOTAL - PD	0	0.00	6,754	0.00	6,754	0.00	6,754	0.00
TOTAL	1,897,241	33.11	2,524,005	37.00	2,524,005	37.00	2,524,005	37.00
Pay Plan - 0000012								
PERSONAL SERVICES								
ENERGY FEDERAL	0	0.00	0	0.00	0	0.00	24,533	0.00
ENERGY SET-ASIDE PROGRAM	0	0.00	0	0.00	0	0.00	9,213	0.00
BIODIESEL FUEL REVOLVING	0	0.00	0	0.00	0	0.00	72	0.00
ENERGY FUTURES FUND	0	0.00	0	0.00	0	0.00	6,133	0.00
TOTAL - PS	0	0.00	0	0.00	0	0.00	39,951	0.00
TOTAL	0	0.00	0	0.00	0	0.00	39,951	0.00
Energy Technical Ref Manual - 1419005								
PERSONAL SERVICES								

1/21/16 14:06

im_disummary

BRASS REPORT 9

DECISION ITEM SUMMARY

Budget Unit								
Decision Item	FY 2015	FY 2015	FY 2016	FY 2016	FY 2017	FY 2017	FY 2017	FY 2017
Budget Object Summary	ACTUAL	ACTUAL	BUDGET	BUDGET	DEPT REQ	DEPT REQ	GOV REC	GOV REC
Fund	DOLLAR	FTE	DOLLAR	FTE	DOLLAR	FTE	DOLLAR	FTE
ENERGY DIVISION OPERATIONS								
Energy Technical Ref Manual - 1419005								
PERSONAL SERVICES								
ENERGY FEDERAL	0	0.00	0	0.00	7,069	0.00	7,069	0.00
TOTAL - PS	0	0.00	0	0.00	7,069	0.00	7,069	0.00
EXPENSE & EQUIPMENT								
ENERGY FEDERAL	0	0.00	0	0.00	119,174	0.00	119,174	0.00
TOTAL - EE	0	0.00	0	0.00	119,174	0.00	119,174	0.00
TOTAL	0	0.00	0	0.00	126,243	0.00	126,243	0.00
Energy LIHEAP Administration - 1419006								
PERSONAL SERVICES								
ENERGY FUTURES FUND	0	0.00	0	0.00	100,000	0.00	100,000	0.00
TOTAL - PS	0	0.00	0	0.00	100,000	0.00	100,000	0.00
TOTAL	0	0.00	0	0.00	100,000	0.00	100,000	0.00
GRAND TOTAL	\$1,897,241	33.11	\$2,524,005	37.00	\$2,750,248	37.00	\$2,790,199	37.00

CORE DECISION ITEM

Department:	Economic Development	Budget Unit	42610C
Division:	Energy		
Core:	Energy Operations		

1. CORE FINANCIAL SUMMARY

	FY 2017 Budget Request			
	GR	Federal	Other	Total
PS	0	1,219,716	670,780	1,890,496
EE	14,610	490,125	122,020	626,755
PSD	0	0	6,754	6,754
Total	14,610	1,709,841	799,554	2,524,005
FTE	0.00	23.05	13.95	37.00

	FY 2017 Governor's Recommendation			
	GR	Fed	Other	Total
PS	0	1,219,716	670,780	1,890,496
EE	14,610	490,125	122,020	626,755
PSD	0	0	6,754	6,754
Total	14,610	1,709,841	799,554	2,524,005
FTE	0.00	23.05	13.95	37.00

Est. Fringe	0	561,421	321,362	882,784
--------------------	---	---------	---------	---------

Note: Fringes budgeted in House Bill 5 except for certain fringes budgeted directly to MoDOT, Highway Patrol, and Conservation.

Other Funds: Energy Set-aside Fund (0667)
 Biodiesel Fuel Revolving Fund (0730)
 Missouri Alternative Fuel Vehicle Loan (0886)
 Energy Futures Fund (0935)

Notes:

Est. Fringe	0	561,421	321,362	882,784
--------------------	---	---------	---------	---------

Note: Fringes budgeted in House Bill 5 except for certain fringes budgeted directly to MoDOT, Highway Patrol, and Conservation.

Other Funds: Energy Set-aside Fund (0667)
 Biodiesel Fuel Revolving Fund (0730)
 Missouri Alternative Fuel Vehicle Loan (0886)
 Energy Futures Fund (0935)

Notes:

2. CORE DESCRIPTION

This core provides operational funding for the Division of Energy that helps ensure adequate energy supplies, promotes energy efficiency and advances the use of Missouri's indigenous energy resources, especially renewable resources. Staff members track and report on energy prices and supplies; collect and report Missouri energy data; facilitate solutions to Missouri energy supply disruptions; conduct energy policy research and analysis; and maintain Missouri's plan for energy emergencies. Staff also provide technical and financial assistance for energy efficiency and renewable energy projects to state and local governments, school districts, businesses, industries and citizens.

The work of the Division of Energy has advanced the development of wind resources within Missouri and collected new data that led to the development of Missouri's first utility-scale wind-generation projects. Staff also work extensively in the biomass arena, including increased use of biofuels in state-owned vehicles, and technical assistance and analysis focused on the use of a variety of biomass materials for energy. In addition, the division supports market research and demonstration projects that advance the use of clean, domestic energy resources and technologies. Staff members interact with DED programs to pursue energy-related economic development opportunities; interact with utility companies and Public Service Commission staff to provide expertise in the development and deployment of energy-efficiency programs by utility companies; and interact with DNR environmental programs to integrate energy efficiency into environmental quality.

3. PROGRAM LISTING (list programs included in this core funding)

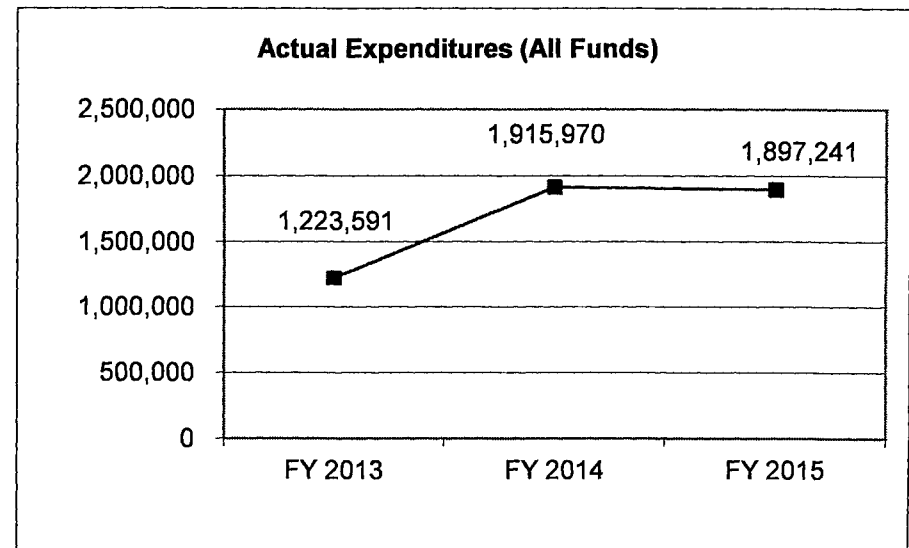
Division of Energy Operating

CORE DECISION ITEM

Department:	Economic Development	Budget Unit	42610C
Division:	Energy		
Core:	Energy Operations		

4. FINANCIAL HISTORY

	FY 2013 Actual	FY 2014 Actual	FY 2015 Actual	FY 2016 Current Yr.
Appropriation (All Funds) (1)	2,403,895	2,474,685	2,513,879	2,524,005
Less Reverted (All Funds)	0	0	0	(438)
Less Restricted (All Funds)	0	0	0	0
Budget Authority (All Funds)	2,403,895	2,474,685	2,513,879	2,523,567
Actual Expenditures (All Funds)	1,223,591	1,915,970	1,897,241	N/A
Unexpended (All Funds)	1,180,304	558,715	616,638	N/A
Unexpended, by Fund:				
General Revenue	0	0	0	N/A
Federal	1,127,302	1,523,002	370,069	N/A
Other	53,002	392,968	246,569	N/A



Actual expenditures for all fiscal years are as of June 30 and do not include lapse period activities.

Reverted includes Governor's standard 3 percent reserve (when applicable).
 Restricted includes any extraordinary expenditure restriction (when applicable).

NOTES:

(1) Financial data only includes operating appropriations.

CORE RECONCILIATION DETAIL

**DEPARTMENT OF ECONOMIC DEVELOPMENT
ENERGY DIVISION OPERATIONS**

5. CORE RECONCILIATION DETAIL

	Budget Class	FTE	GR	Federal	Other	Total	Explanation
TAFP AFTER VETOES							
	PS	37.00	0	1,219,716	670,780	1,890,496	
	EE	0.00	14,610	490,125	122,020	626,755	
	PD	0.00	0	0	6,754	6,754	
	Total	37.00	14,610	1,709,841	799,554	2,524,005	
DEPARTMENT CORE ADJUSTMENTS							
Core Reallocation	1352 8800 PS	(0.00)	0	0	0		(0) More closely align to budget actuals.
Core Reallocation	1375 8801 PS	0.00	0	0	0		(0) More closely align with budget actuals.
Core Reallocation	1376 8803 PS	(0.00)	0	0	0		0 More closely align to budget actuals.
	NET DEPARTMENT CHANGES	(0.00)	0	0	0	0	
DEPARTMENT CORE REQUEST							
	PS	37.00	0	1,219,716	670,780	1,890,496	
	EE	0.00	14,610	490,125	122,020	626,755	
	PD	0.00	0	0	6,754	6,754	
	Total	37.00	14,610	1,709,841	799,554	2,524,005	
GOVERNOR'S RECOMMENDED CORE							
	PS	37.00	0	1,219,716	670,780	1,890,496	
	EE	0.00	14,610	490,125	122,020	626,755	
	PD	0.00	0	0	6,754	6,754	
	Total	37.00	14,610	1,709,841	799,554	2,524,005	

FLEXIBILITY REQUEST FORM

BUDGET UNIT NUMBER: 42610C	DEPARTMENT: Economic Development
BUDGET UNIT NAME: ENERGY DIV OPERATING	DIVISION: Division of Energy - Operating

1. Provide the amount by fund of personal service flexibility and the amount by fund of expense and equipment flexibility you are requesting in dollar and percentage terms and explain why the flexibility is needed. If flexibility is being requested among divisions, provide the amount by fund of flexibility you are requesting in dollar and percentage terms and explain why the flexibility is needed.

DEPARTMENT REQUEST

The department is requesting 100% flexibility between the Division of Energy Operating federal and other fund appropriations . This increased flexibility is needed to ensure our ability to immediately address any identified operational modifications to ensure the provision of the highest quality services to Missourians. The added flexibility in the following funds will allow us to operate more efficiently.

- Federal Fund #0866
- Energy Set-Aside Fund #0667
- Energy Futures Fund # 0935

2. Estimate how much flexibility will be used for the budget year. How much flexibility was used in the Prior Year Budget and the Current Year Budget? Please specify the amount.

PRIOR YEAR ACTUAL AMOUNT OF FLEXIBILITY USED	CURRENT YEAR ESTIMATED AMOUNT OF FLEXIBILITY THAT WILL BE USED	BUDGET REQUEST ESTIMATED AMOUNT OF FLEXIBILITY THAT WILL BE USED
\$0	Expenditures in each fund will differ annually based on needs to cover operational expenses, address emergency and changing situations, etc.	Expenditures in the funds will differ annually based on needs to cover operational expenses, address emergency and changing situations, etc.

3. Please explain how flexibility was used in the prior and/or current years.

PRIOR YEAR EXPLAIN ACTUAL USE	CURRENT YEAR EXPLAIN PLANNED USE
In FY2015, the Division of Energy - Operating did not use any flexibility between the federal and other fund appropriations.	In FY 2016, the Division of Energy - Operating was appropriated up to 100% flexibility between the federal and other fund appropriations. This will allow the department to respond to changing situations to continue to provide the best possible, quality service to our customers.

DECISION ITEM DETAIL

Budget Unit	FY 2015	FY 2015	FY 2016	FY 2016	FY 2017	FY 2017	FY 2017	FY 2017
Decision Item	ACTUAL	ACTUAL	BUDGET	BUDGET	DEPT REQ	DEPT REQ	GOV REC	GOV REC
Budget Object Class	DOLLAR	FTE	DOLLAR	FTE	DOLLAR	FTE	DOLLAR	FTE
ENERGY DIVISION OPERATIONS								
CORE								
ADMIN OFFICE SUPPORT ASSISTANT	53,217	1.86	56,249	2.00	58,080	1.71	58,080	1.71
OFFICE SUPPORT ASST (KEYBRD)	0	0.00	252	0.00	0	0.00	0	0.00
ACCOUNT CLERK II	25,688	1.00	25,845	1.00	25,825	1.05	25,825	1.05
AUDITOR I	2,812	0.08	0	0.00	34,945	0.65	34,945	0.65
ACCOUNTANT I	16,614	0.54	34,937	1.00	0	0.00	0	0.00
ACCOUNTING SPECIALIST II	0	0.00	40,411	1.00	0	0.00	0	0.00
RESEARCH ANAL III	19,353	0.50	45,437	1.00	0	0.00	0	0.00
PUBLIC INFORMATION COOR	33,717	0.76	45,191	1.00	38,296	0.79	38,296	0.79
EXECUTIVE II	37,189	1.00	34,938	1.00	38,232	1.00	38,232	1.00
MANAGEMENT ANALYSIS SPEC I	44,915	1.00	45,156	1.00	40,640	1.50	40,640	1.50
MANAGEMENT ANALYSIS SPEC II	41,713	1.00	42,001	1.00	41,940	0.72	41,940	0.72
PLANNER II	10,677	0.25	47,895	1.00	84,648	2.65	84,648	2.65
PLANNER III	129,235	2.55	152,007	3.00	161,328	2.80	161,328	2.80
PLANNER IV	69,686	1.09	64,043	1.00	63,996	1.16	63,996	1.16
ECONOMIST	0	0.00	63	0.00	0	0.00	0	0.00
PUBLIC UTILITY FINANCIAL ANAL	11,599	0.23	0	0.00	49,128	0.81	49,128	0.81
ENVIRONMENTAL SPEC II	36,345	1.00	252	0.00	41,950	0.50	41,950	0.50
ENVIRONMENTAL SPEC III	41,957	1.00	76,325	2.00	45,156	1.00	45,156	1.00
ENVIRONMENTAL ENGR II	0	0.00	35,053	0.70	0	0.00	0	0.00
ENERGY SPEC II	48,185	1.33	73,086	2.00	36,204	2.00	36,204	2.00
ENERGY SPEC III	119,797	2.62	97,188	2.00	125,072	2.00	125,072	2.00
ENERGY SPEC IV	121,676	2.46	239,454	4.00	99,168	2.25	99,168	2.25
ENERGY ENGINEER II	86,905	1.77	115,066	2.30	132,830	2.60	132,830	2.60
ENERGY ENGINEER III	49,452	0.92	55,454	1.00	55,416	1.00	55,416	1.00
MARKETING SPECIALIST II	28,504	0.71	0	0.00	40,380	1.00	40,380	1.00
ENVIRONMENTAL MGR B2	109,720	2.00	96,647	2.00	125,801	2.45	125,801	2.45
ENVIRONMENTAL MGR B3	72,832	1.00	73,225	1.00	65,535	0.80	65,535	0.80
FISCAL & ADMINISTRATIVE MGR B2	60,423	1.00	41,379	0.72	67,116	1.25	67,116	1.25
COMMUNITY & ECONOMIC DEV MGRB2	0	0.00	15,973	0.28	0	0.00	0	0.00
DESIGNATED PRINCIPAL ASST DEPT	31,667	0.33	0	0.00	0	0.00	0	0.00
DIVISION DIRECTOR	100,458	1.01	86,169	1.00	101,000	1.15	101,000	1.15
DESIGNATED PRINCIPAL ASST DIV	201,681	2.95	139,274	3.00	243,225	3.20	243,225	3.20

DECISION ITEM DETAIL

Budget Unit	FY 2015	FY 2015	FY 2016	FY 2016	FY 2017	FY 2017	FY 2017	FY 2017
Decision Item	ACTUAL	ACTUAL	BUDGET	BUDGET	DEPT REQ	DEPT REQ	GOV REC	GOV REC
Budget Object Class	DOLLAR	FTE	DOLLAR	FTE	DOLLAR	FTE	DOLLAR	FTE
ENERGY DIVISION OPERATIONS								
CORE								
LEGAL COUNSEL	23,518	0.42	0	0.00	0	0.00	0	0.00
MISCELLANEOUS PROFESSIONAL	27,194	0.73	111,274	0.00	74,585	0.96	74,585	0.96
SPECIAL ASST PROFESSIONAL	0	0.00	252	0.00	0	0.00	0	0.00
TOTAL - PS	1,656,729	33.11	1,890,496	37.00	1,890,496	37.00	1,890,496	37.00
TRAVEL, IN-STATE	39,763	0.00	12,209	0.00	12,209	0.00	12,209	0.00
TRAVEL, OUT-OF-STATE	19,797	0.00	5,023	0.00	5,023	0.00	5,023	0.00
SUPPLIES	27,636	0.00	61,077	0.00	61,077	0.00	61,077	0.00
PROFESSIONAL DEVELOPMENT	71,678	0.00	50,816	0.00	50,816	0.00	50,816	0.00
COMMUNICATION SERV & SUPP	24,601	0.00	28,209	0.00	28,209	0.00	28,209	0.00
PROFESSIONAL SERVICES	38,964	0.00	389,550	0.00	389,550	0.00	389,550	0.00
M&R SERVICES	2,879	0.00	26,826	0.00	26,826	0.00	26,826	0.00
OFFICE EQUIPMENT	163	0.00	10,520	0.00	10,520	0.00	10,520	0.00
OTHER EQUIPMENT	1,449	0.00	20,384	0.00	20,384	0.00	20,384	0.00
BUILDING LEASE PAYMENTS	5,206	0.00	5,102	0.00	5,102	0.00	5,102	0.00
EQUIPMENT RENTALS & LEASES	190	0.00	1,000	0.00	1,000	0.00	1,000	0.00
MISCELLANEOUS EXPENSES	8,186	0.00	16,039	0.00	16,039	0.00	16,039	0.00
TOTAL - EE	240,512	0.00	626,755	0.00	626,755	0.00	626,755	0.00
REFUNDS	0	0.00	6,754	0.00	6,754	0.00	6,754	0.00
TOTAL - PD	0	0.00	6,754	0.00	6,754	0.00	6,754	0.00
GRAND TOTAL	\$1,897,241	33.11	\$2,524,005	37.00	\$2,524,005	37.00	\$2,524,005	37.00
GENERAL REVENUE	\$14,610	0.00	\$14,610	0.00	\$14,610	0.00	\$14,610	0.00
FEDERAL FUNDS	\$1,333,239	24.18	\$1,709,841	23.05	\$1,709,841	23.05	\$1,709,841	23.05
OTHER FUNDS	\$549,392	8.93	\$799,554	13.95	\$799,554	13.95	\$799,554	13.95

PROGRAM DESCRIPTION

Department: Economic Development

Program Name: Energy Operations

Program is found in the following core budget(s): Division of Energy

1. What does this program do?

The Division of Energy helps ensure adequate energy supplies; promotes energy efficiency; and advocates for the use of Missouri indigenous energy resources, especially renewable energy. More than 95 percent of the primary fuels we consume (such as coal, petroleum and natural gas) come from outside the state. Energy efficiency provides the most cost-effective way to address the challenges of growing energy demand, higher energy prices, energy security, energy reliability and environmental quality. Staff manage projects, subgrants and contracts, and provide technical assistance to deliver energy-efficiency services and programs to Missourians; including energy-efficiency improvements to existing housing, improved energy-efficient building techniques and technologies for new homes, training for public and private-sector facilities managers, and energy efficiency opportunities for combined heat and power. In recognition of passage of SB 601 and SB 729 in 2014 that reauthorize energy tax credits and deductions, the Division manages these programs subject to appropriations. Division staff participate in utility regulatory cases to encourage utility investments in energy-efficiency programs for their customers and help utilities design these customer programs and continue work with municipal utilities and rural electric cooperatives to offer assistance on energy efficiency and renewable energy projects. The Division of Energy provides technical assistance and support to the Office of Administration to reduce energy consumption in state facilities in support of the Governor's 2009 executive order. In February 2015 the Division launched the Missouri Home Energy Certification program designed to promote energy efficient homes through two levels of recognition (Gold and Silver certificates). In addition, the division monitors energy supplies and prices, conducts special assessments in response to potential or actual supply disruptions or shortages, and coordinates mitigation efforts with state and federal agencies and decision-makers.

The Division of Energy encourages the use of Missouri's indigenous energy resources and technologies through various initiatives. The work of division staff advanced the development of Missouri's wind resources and helped lead to the development of Missouri's first utility-scale wind generation projects; there are now 460 megawatts of installed wind generation capacity in Missouri. Staff work extensively in the biomass arena. This work includes increased use of biofuels in state-owned vehicles and assisting in the exploration of alternative fuel corridors. With renewal of the alternative fuels infrastructure tax credit, further deployment of infrastructure and technical assistance and analysis focused on the use of various biomass materials for energy is offered to facilitate project development. Staff provide technical assistance and information on solar installations, and are engaged in Missouri's Renewable Energy Standard (RES) implementation issues to maximize its economic and environmental benefits to Missouri. Also as required by the RES, staff review and certify eligible renewable energy sources and generation facilities to ensure no undue adverse environmental impacts.

Now located in the Department of Economic Development as of August 28, 2013, the Division of Energy continues to expand its focus to connect Missouri businesses to energy efficiency by exploring opportunities to match business growth, retention and expansion with energy efficiency which lowers their bottom line. We are bridging the gap to bring public-private partnerships and financing options together. Working with other agencies, Division staff are leveraging and making use of existing program and funding streams (such as Missouri's remaining allocation of qualified energy conservation bonds which the Division now administers) to effectively incent economic activity that accomplishes Missouri's energy goals. In addition to making the most of existing programs in pursuit of ways to grow Missouri jobs in the energy sector, Division staff seek out new funding opportunities and assist institutions, agricultural businesses and other entities in applying for funds to facilitate deployment of energy initiatives. The Division is engaging with energy stakeholders including businesses, local governments, utilities, public facilities and others to offer program services, support or assistance in meeting sustainability goals and is working with research institutions to bring innovative energy technologies to market. During FY2015 the Division led development of a comprehensive statewide energy plan with input from Missouri's energy stakeholders and the public, and will be involved in discussions regarding implementation.

PROGRAM DESCRIPTION

Department: Economic Development

Program Name: Energy Operations

Program is found in the following core budget(s): Division of Energy

2. What is the authorization for this program, i.e., federal or state statute, etc.? (Include the federal program number, if applicable.)

4 CSR 340-8.010	Certification of Renewable Energy and Renewable Energy Standard
10 CFR 420	Federal regulations for the State Energy Program
10 CFR 440	Federal regulations for the Weatherization Assistance Program
RSMo 8.800-8.851	Energy Efficiency in State Facilities
RSMo 135.300-135.311	Wood Energy Tax Credit
RSMo 135.710	Alternative Fueling Infrastructure Tax Credit
RSMo 251.650	Inter Agency Group for Federal Grants
RSMo 386.890	Net Metering and Interconnection
RSMo 393.1020-393.1030	Renewable Energy Standard
RSMo 393.1075	Missouri Energy Efficiency Investment Act
RSMo 414.350-414.359	Alternative Fuel Vehicle Loan Program
RSMo 414.400-414.417	State Vehicle Fuel Consumption Program
RSMo 620.2300	Cleanfields Renewable Energy Demonstration Projects
RSMo 640.150-640.160	Department of Natural Resources Energy Responsibilities
RSMo 640.153	Certification of Home Energy Auditors
RSMo 640.157	Energy Sustainability Coordination
RSMo 640.219	Studies in Energy Conservation
RSMo 640.651-640.686	Energy Conservation Loan Program
RSMo 660.100-660.136	Utilicare - Weatherization Assistance
RSMo 701.500-701.515	Energy Efficiency Appliance Standards
RSMo 414.500-414.590	Missouri Propane Education and Research Act

3. Are there federal matching requirements? If yes, please explain.

Weatherization Assistance Program	100% Federal (DOE)
State Energy Program (SEP)	20% State/Local (DOE)
State Heating Oil and Propane Program	50% State (DOE)

4. Is this a federally mandated program? If yes, please explain.

The National Energy Policy and Conservation Act sets forth requirements for state energy offices; the Division of Energy is recognized by the federal government as Missouri's official state energy office.

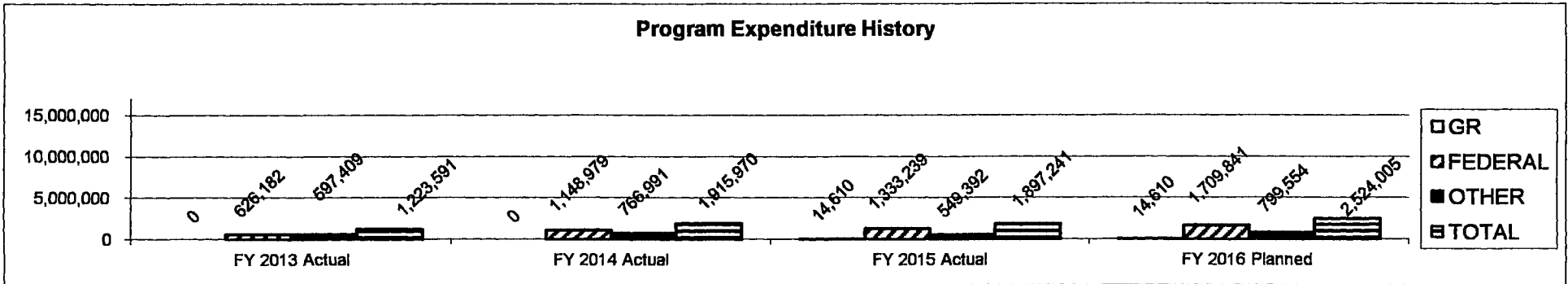
PROGRAM DESCRIPTION

Department: Economic Development

Program Name: Energy Operations

Program is found in the following core budget(s): Division of Energy

5. Provide actual expenditures for the prior three fiscal years and planned expenditures for the current fiscal year.



Notes: Actual expenditures for all fiscal years are as of June 30 and do not include lapse period activities. Financial data includes operating and pass-through appropriations. Beginning in FY 2013 - FY2015, core pass-through appropriations are set at a level to encumber and pay our commitments, which often span multiple fiscal years.

6. What are the sources of the "Other" funds?

Utilicare Stabilization Fund (0134); Energy Set-Aside Fund (0667); Biodiesel Fuel Revolving Fund (0730); Missouri Alternative Fuel Vehicle Loan Fund (0886); Energy Futures Fund (0935).

PROGRAM DESCRIPTION

Department: Economic Development

Program Name: Energy Operations

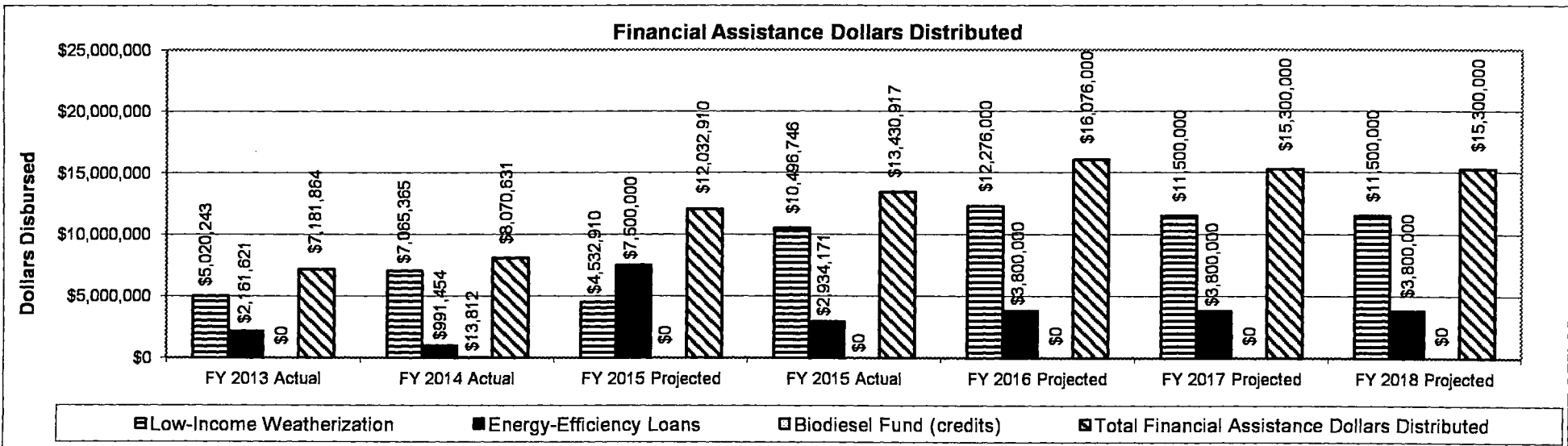
Program is found in the following core budget(s): Division of Energy

7a. Provide an effectiveness measure.

Annual Utilities Commitment to Energy Efficiency Programs through Utility Regulatory Proceedings

	FY 2013 Actual	FY 2014 Actual	FY 2015 Projected	FY 2015 Actual	FY 2016 Projected	FY 2017 Projected	FY 2018 Projected
Utility Regulatory Cases/Partners	12	12	12	12	12	12	12
Dollars Committed	\$42,348,198	\$64,912,932	\$93,529,044	\$69,530,951	\$109,266,424	\$109,260,159	\$110,693,307

The Division of Energy participates in regulatory proceedings of electric and natural gas utilities at the Public Service Commission (PSC) to secure funding for energy efficiency programs. These amounts represent annual utility investments in energy efficiency programs that have been approved in stipulation or PSC orders or that are pending before the PSC. Projections are based on the latest information available. Projections increase significantly from FY 2013 to FY 2015 due to PSC approval of Ameren's and Kansas City Power & Light-Greater Missouri Operations' (KCP&L-GMO) and KCP&L's Missouri Energy Efficiency Investment Act (MEEIA) programs. Additional MEEIA programs after 2015 are anticipated, subject to utility filings and PSC approval of programs.



Note: Low-income Weatherization - FY2015 includes \$5,941,143 in LIHEAP and no Utilicare funding; In FY2015 we distributed \$4.5 million to local weatherization agencies, and \$2,934,171 to schools and local government for loans.

PROGRAM DESCRIPTION

Department: Economic Development

Program Name: Energy Operations

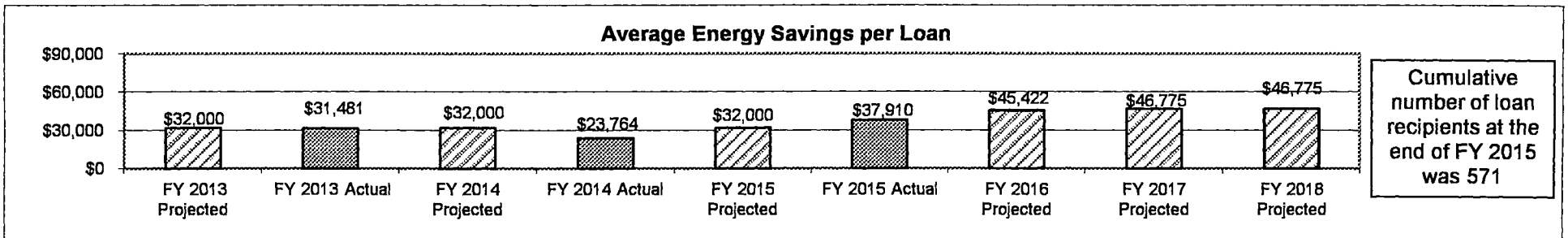
Program is found in the following core budget(s): Division of Energy

7b. Provide an efficiency measure.

Loan & Grant Dollars Distributed, and Utility Investment per FTE

	FY 2013 Actual	FY 2014 Actual	FY 2015 Projected	FY2015 Actual	FY 2016 Projected	FY 2017 Projected	FY 2018 Projected
Energy Efficiency Loans	\$ 1,229,816	\$ 442,830	\$ 2,500,000	\$ 978,057	\$ 1,266,667	\$ 1,266,667	\$ 1,266,667
Low Income Weatherization Grants	\$ 836,707	\$ 1,177,561	\$ 755,485	\$ 1,499,535	\$ 1,500,000	\$ 1,500,000	\$ 1,500,000
Utility Funds	\$ 16,939,279	\$ 21,637,644	\$ 23,382,261	\$ 17,382,738	\$ 27,316,606	\$ 27,315,040	\$ 27,673,327

Utility Energy Efficiency Investments committed per FTE is based on Division of Energy involvement in Utility Rate Cases or Partnerships; projections based on case commitments. Implementation of Ameren's and KCP&L-GMO's MEEIA programs began in 2013, resulting in a significant increase in utility funds through 2015. Additional MEEIA programs are anticipated after 2015, subject to utility filings and PSC approval.



Prior year amounts may change from year to year based on loan de-obligations.

PROGRAM DESCRIPTION

Department: Economic Development

Program Name: Energy Operations

Program is found in the following core budget(s): Division of Energy

7c. Provide the number of clients/individuals served, if applicable.

	FY 2013 Actual	FY 2014 Actual	FY 2015 Projected	FY 2015 Actual	FY 2016 Projected	FY 2017 Projected	FY 2018 Projected
Renewable Energy Contacts	707	200	550	2,534	2,500	2,500	2,500
Utility Energy Efficiency Programs	912,263	1,508,314	1,545,098	2,579,807	2,078,466	862,429	986,088
Information and Technical Contacts	53,276	102,860	50,000	165,607	175,000	175,000	175,000
Energy Price and Supply Contacts	51,783	42,049	52,000	59,718	50,806	50,806	50,806
Energy Efficiency Active Loans	15	7	15	35	16	12	12
Individuals Served by Weatherization	2,816	3,385	2,816	4,051	4,200	4,000	4,000

Clients served include income-eligible homeowners and landlords, commercial and agricultural operations, utility companies and customers, private-sector consultants, renewable energy developers, residential sector, industries, schools, colleges, universities, communities, hospitals and state and local governments.

Clients served by Utility Energy Efficiency Programs are projected to decline in FY 2017 due to the ramp down of compact fluorescent lighting programs. Information and Technical Contacts includes energy loans technical assistance, media outreach, industrial energy audits performed, commercial building operators and miscellaneous technical site visits, public presentations, and exhibits. Contacts increased in 2013 due to tracking of website access and use of a tracking system for staff contacts, and in FY2014 due to energy awareness outreach to state employees. Energy Price and Supply Contacts includes distribution of Energy Bulletins.

7d. Provide a customer satisfaction measure, if available.

The division sends a satisfaction survey to each loan recipient. The loan recipient surveys maintain a very high satisfaction rating. There have been no loan defaults since inception of the program in 1989.

NEW DECISION ITEM
RANK: _____ OF _____

Department: Economic Development	Budget Unit 42610C
Division: Energy	
DI Name: Technical Reference Manual DI# 1419005	House Bill _____

1. AMOUNT OF REQUEST

	FY 2017 Budget Request					FY 2017 Governor's Recommendation			
	GR	Federal	Other	Total		GR	Federal	Other	Total
PS	0	7,069	0	7,069	PS	0	7,069	0	7,069
EE	0	119,174	0	119,174	EE	0	119,174	0	119,174
PSD	0	0	0	0	PSD	0	0	0	0
TRF	0	0	0	0	TRF	0	0	0	0
Total	0	126,243	0	126,243	Total	0	126,243	0	126,243
FTE	0.00	0.00	0.00	0.00	FTE	0.00	0.00	0.00	0.00

Est. Fringe	0	1,931	0	1,931
--------------------	---	-------	---	-------

Note: Fringes budgeted in House Bill 5 except for certain fringes budgeted directly to MoDOT, Highway Patrol, and Conservation.

Est. Fringe	0	1,931	0	1,931
--------------------	---	-------	---	-------

Note: Fringes budgeted in House Bill 5 except for certain fringes budgeted directly to MoDOT, Highway Patrol, and Conservation.

Other Funds:

Other Funds:

2. THIS REQUEST CAN BE CATEGORIZED AS:

<input type="checkbox"/> New Legislation	<input type="checkbox"/> New Program	<input type="checkbox"/> Fund Switch
<input type="checkbox"/> Federal Mandate	<input type="checkbox"/> Program Expansion	<input type="checkbox"/> Cost to Continue
<input type="checkbox"/> GR Pick-Up	<input type="checkbox"/> Space Request	<input type="checkbox"/> Equipment Replacement
<input type="checkbox"/> Pay Plan	<input checked="" type="checkbox"/> Other: <u>Federal Grant - Spending Authority Request</u>	

3. WHY IS THIS FUNDING NEEDED? PROVIDE AN EXPLANATION FOR ITEMS CHECKED IN #2. INCLUDE THE FEDERAL OR STATE STATUTORY OR CONSTITUTIONAL AUTHORIZATION FOR THIS PROGRAM.

Missouri's Division of Energy was notified of a competitive grant award of \$268,232 on September 15, 2015 from the U.S. Department of Energy for development of a statewide technical reference manual (TRM) for energy efficiency. The Division submitted an application in the amount of \$268,232 plus an in-kind match of \$147,187 under the federal State Energy Program 2015 Competitive Awards Funding Opportunity Announcement Number DE-FOA-0001222. The Division will spend approximately \$141,989 by June 30, 2016 and the remaining \$126,243 will be expended in FY 2017.

The Division of Energy will work with a contractor to develop the statewide energy efficiency TRM, which will be a common reference document used to facilitate planning, implementation and evaluation of ratepayer funded energy efficiency programs. A TRM is a collection of energy efficiency measure characterizations that provide all necessary variables and definitions to allow energy efficiency program administrators to record, calculate, and screen efficiency measures for cost

NEW DECISION ITEM
RANK: _____ OF _____

Department: Economic Development	Budget Unit: 42610C
Division: Energy	
DI Name: Technical Reference Manual DI# 1419005	House Bill: _____

(3. CONTINUED)

effectiveness and track energy savings. The Missouri TRM will be developed in coordination with Missouri energy utilities and program administrators, utility regulators, and collaborative stakeholders and build off of relevant information in other Midwest TRMs and using Missouri-specific energy efficiency program evaluation, measurement, and verification data. The Federal Regulation Authorization is 10 CFR 420.

The Department of Economic Development Division of Energy will receive the funds. Most of the funds will be contractual and used to pay a contractor to assist the Division of Energy with development of the TRM. A small amount of funds will be for Division of Energy personal service and related expenses to administer the grant.

If not recommended, the Division may not have sufficient appropriation authority to accept and expend the federal award.

4. DESCRIBE THE DETAILED ASSUMPTIONS USED TO DERIVE THE SPECIFIC REQUESTED AMOUNT. (How did you determine that the requested number of FTE were appropriate? From what source or standard did you derive the requested levels of funding? Were alternatives such as outsourcing or automation considered? If based on new legislation, does request tie to TAFP fiscal note? If not, explain why. Detail which portions of the request are one-times and how those amounts were calculated.)

Federal U.S. Department of Energy State Energy Program 2015 Competitive Award DE-FOA-0001222. In-kind state match will be from Missouri stakeholders participating in the development of the TRM. All funds will be federal.

5. BREAK DOWN THE REQUEST BY BUDGET OBJECT CLASS, JOB CLASS, AND FUND SOURCE. IDENTIFY ONE-TIME COSTS.

Budget Object Class/Job Class	Dept Req GR DOLLARS	Dept Req GR FTE	Dept Req FED DOLLARS	Dept Req FED FTE	Dept Req OTHER DOLLARS	Dept Req OTHER FTE	Dept Req TOTAL DOLLARS	Dept Req TOTAL FTE	Dept Req One-Time DOLLARS
100 - Personal Service	0		7,069				7,069	0.0	
							0	0.0	
Total PS	0	0.0	7,069	0.0	0	0.0	7,069	0.0	0
400- Professional Service			119,174				119,174		
							0		
Total EE	0		119,174		0		119,174		0

NEW DECISION ITEM
RANK: _____ OF _____

Department: Economic Development	Budget Unit: 42610C
Division: Energy	
DI Name: Technical Reference Manual DI# 1419005	House Bill: _____

							0		
							0		
Total PSD	0	0	0	0	0	0	0	0	0
Transfers									
Total TRF	0	0	0	0	0	0	0	0	0
Grand Total	0	0.0	126,243	0.0	0	0.0	126,243	0.0	0

Budget Object Class/Job Class	Gov Rec GR DOLLARS	Gov Rec GR FTE	Gov Rec FED DOLLARS	Gov Rec FED FTE	Gov Rec OTHER DOLLARS	Gov Rec OTHER FTE	Gov Rec TOTAL DOLLARS	Gov Rec TOTAL FTE	Gov Rec One-Time DOLLARS
100 - Personal Service			7,069				7,069	0.0	
							0	0.0	
Total PS	0	0.0	7,069	0.0	0	0.0	7,069	0.0	0
400 - Professional Service			119,174				119,174		
							0		
Total EE	0		119,174		0		119,174		0
Program Distributions							0		
Total PSD	0		0		0		0		0
Transfers									
Total TRF	0		0		0		0		0
Grand Total	0	0.0	126,243	0.0	0	0.0	126,243	0.0	0

NEW DECISION ITEM
RANK: _____ OF _____

Department: Economic Development	Budget Unit 42610C
Division: Energy	
DI Name: Technical Reference Manual DI# 1419005	House Bill _____

6. PERFORMANCE MEASURES (If new decision item has an associated core, separately identify projected performance with & without additional funding.)

6a. Provide an effectiveness measure.

6b. Provide an efficiency measure.

6c. Provide the number of clients/individuals served, if applicable.

6d. Provide a customer satisfaction measure, if available.

7. STRATEGIES TO ACHIEVE THE PERFORMANCE MEASUREMENT TARGETS:

DECISION ITEM DETAIL

Budget Unit	FY 2015	FY 2015	FY 2016	FY 2016	FY 2017	FY 2017	FY 2017	FY 2017
Decision Item	ACTUAL	ACTUAL	BUDGET	BUDGET	DEPT REQ	DEPT REQ	GOV REC	GOV REC
Budget Object Class	DOLLAR	FTE	DOLLAR	FTE	DOLLAR	FTE	DOLLAR	FTE
ENERGY DIVISION OPERATIONS								
Energy Technical Ref Manual - 1419005								
PLANNER III	0	0.00	0	0.00	7,069	0.00	7,069	0.00
TOTAL - PS	0	0.00	0	0.00	7,069	0.00	7,069	0.00
PROFESSIONAL SERVICES	0	0.00	0	0.00	119,174	0.00	119,174	0.00
TOTAL - EE	0	0.00	0	0.00	119,174	0.00	119,174	0.00
GRAND TOTAL	\$0	0.00	\$0	0.00	\$126,243	0.00	\$126,243	0.00
GENERAL REVENUE	\$0	0.00	\$0	0.00	\$0	0.00	\$0	0.00
FEDERAL FUNDS	\$0	0.00	\$0	0.00	\$126,243	0.00	\$126,243	0.00
OTHER FUNDS	\$0	0.00	\$0	0.00	\$0	0.00	\$0	0.00

NEW DECISION ITEM
RANK: _____ OF _____

Department: Economic Development	Budget Unit: 42610C
Division: Energy	
DI Name: LIHEAP Administration DI# 1419006	House Bill: _____

1. AMOUNT OF REQUEST

	FY 2017 Budget Request					FY 2017 Governor's Recommendation			
	GR	Federal	Other	Total		GR	Federal	Other	Total
PS	0	100,000	0	100,000	PS	0	100,000	0	100,000
EE	0	0	0	0	EE	0	0	0	0
PSD	0	0	0	0	PSD	0	0	0	0
TRF	0	0	0	0	TRF	0	0	0	0
Total	<u>0</u>	<u>100,000</u>	<u>0</u>	<u>100,000</u>	Total	<u>0</u>	<u>100,000</u>	<u>0</u>	<u>100,000</u>
FTE	0.00	0.00	0.00	0.00	FTE	0.00	0.00	0.00	0.00

Est. Fringe	0	27,320	0	27,320
--------------------	---	--------	---	--------

Note: Fringes budgeted in House Bill 5 except for certain fringes budgeted directly to MoDOT, Highway Patrol, and Conservation.

Est. Fringe	0	27,320	0	27,320
--------------------	---	--------	---	--------

Note: Fringes budgeted in House Bill 5 except for certain fringes budgeted directly to MoDOT, Highway Patrol, and Conservation.

Other Funds:

Other Funds:

2. THIS REQUEST CAN BE CATEGORIZED AS:

<input type="checkbox"/> New Legislation	<input type="checkbox"/> New Program	<input type="checkbox"/> Fund Switch
<input type="checkbox"/> Federal Mandate	<input type="checkbox"/> Program Expansion	<input type="checkbox"/> Cost to Continue
<input type="checkbox"/> GR Pick-Up	<input type="checkbox"/> Space Request	<input type="checkbox"/> Equipment Replacement
<input type="checkbox"/> Pay Plan	<input checked="" type="checkbox"/> Other: <u>Federal Grant - Spending Authority Request</u>	

3. WHY IS THIS FUNDING NEEDED? PROVIDE AN EXPLANATION FOR ITEMS CHECKED IN #2. INCLUDE THE FEDERAL OR STATE STATUTORY OR CONSTITUTIONAL AUTHORIZATION FOR THIS PROGRAM.

Division of Energy (DED/DE) requires additional spending authority to pay for oversight activities associated with the \$7,000,000 of LIHEAP funding (Section 11.150) passed through the Department of Social Services to DED/DE. The capacity of existing staff has been exceeded and additional staffing must be brought online to accomplish federally required administrative duties such as technical monitoring, procedural monitoring, accounts payable processing, etc.

NEW DECISION ITEM
RANK: _____ OF _____

Department: Economic Development	Budget Unit: 42610C
Division: Energy	
DI Name: LIHEAP Administration	DI# 1419006
	House Bill: _____

4. DESCRIBE THE DETAILED ASSUMPTIONS USED TO DERIVE THE SPECIFIC REQUESTED AMOUNT. (How did you determine that the requested number of FTE were appropriate? From what source or standard did you derive the requested levels of funding? Were alternatives such as outsourcing or automation considered? If based on new legislation, does request tie to TAFP fiscal note? If not, explain why. Detail which portions of the request are one-times and how those amounts were calculated.)

Existing staff designated for oversight activities have exceeded the physical capacity to conduct all federally required administrative activities associated with these funds. Additional staff resources will be reassigned to perform the necessary oversight duties. Based on current staffing, the \$100,000 estimate should be accurate.

5. BREAK DOWN THE REQUEST BY BUDGET OBJECT CLASS, JOB CLASS, AND FUND SOURCE. IDENTIFY ONE-TIME COSTS.

Budget Object Class/Job Class	Dept Req	Dept Req	Dept Req	Dept Req	Dept Req	Dept Req	Dept Req	Dept Req	Dept Req
	GR	GR	FED	FED	OTHER	OTHER	TOTAL	TOTAL	One-Time
	DOLLARS	FTE	DOLLARS	FTE	DOLLARS	FTE	DOLLARS	FTE	DOLLARS
100 - Personal Service	0		100,000				100,000	0.0	
							0	0.0	
Total PS	0	0.0	100,000	0.0	0	0.0	100,000	0.0	0
400- Professional Service							0		
							0		
Total EE	0		0		0		0		0
Total PSD	0		0		0		0		0
Transfers									
Total TRF	0		0		0		0		0
Grand Total	0	0.0	100,000	0.0	0	0.0	100,000	0.0	0

NEW DECISION ITEM
RANK: _____ OF _____

Department: Economic Development	Budget Unit: 42610C
Division: Energy	
DI Name: LIHEAP Administration	DI# 1419006
	House Bill: _____

Budget Object Class/Job Class	Gov Rec GR DOLLARS	Gov Rec GR FTE	Gov Rec FED DOLLARS	Gov Rec FED FTE	Gov Rec OTHER DOLLARS	Gov Rec OTHER FTE	Gov Rec TOTAL DOLLARS	Gov Rec TOTAL FTE	Gov Rec One-Time DOLLARS
100 - Personal Service			100,000				100,000	0.0	
							0	0.0	
Total PS	<u>0</u>	<u>0.0</u>	<u>100,000</u>	<u>0.0</u>	<u>0</u>	<u>0.0</u>	<u>100,000</u>	<u>0.0</u>	<u>0</u>
							0		
Total EE	<u>0</u>		<u>0</u>		<u>0</u>		<u>0</u>		<u>0</u>
Program Distributions							0		
Total PSD	<u>0</u>		<u>0</u>		<u>0</u>		<u>0</u>		<u>0</u>
Transfers							0		
Total TRF	<u>0</u>		<u>0</u>		<u>0</u>		<u>0</u>		<u>0</u>
Grand Total	<u><u>0</u></u>	<u><u>0.0</u></u>	<u><u>100,000</u></u>	<u><u>0.0</u></u>	<u><u>0</u></u>	<u><u>0.0</u></u>	<u><u>100,000</u></u>	<u><u>0.0</u></u>	<u><u>0</u></u>

NEW DECISION ITEM
RANK: _____ OF _____

Department: Economic Development	Budget Unit 42610C
Division: Energy	
DI Name: LIHEAP Administration DI# 1419006	House Bill _____

6. PERFORMANCE MEASURES (If new decision item has an associated core, separately identify projected performance with & without additional funding.)

6a. Provide an effectiveness measure.
N/A

6b. Provide an efficiency measure.
N/A

6c. Provide the number of clients/individuals served, if applicable.
N/A

6d. Provide a customer satisfaction measure, if available.
N/A

7. STRATEGIES TO ACHIEVE THE PERFORMANCE MEASUREMENT TARGETS:

DECISION ITEM DETAIL

Budget Unit	FY 2015	FY 2015	FY 2016	FY 2016	FY 2017	FY 2017	FY 2017	FY 2017
Decision Item	ACTUAL	ACTUAL	BUDGET	BUDGET	DEPT REQ	DEPT REQ	GOV REC	GOV REC
Budget Object Class	DOLLAR	FTE	DOLLAR	FTE	DOLLAR	FTE	DOLLAR	FTE
ENERGY DIVISION OPERATIONS								
Energy LIHEAP Administration - 1419006								
ADMIN OFFICE SUPPORT ASSISTANT	0	0.00	0	0.00	4,000	0.00	4,000	0.00
AUDITOR I	0	0.00	0	0.00	6,000	0.00	6,000	0.00
EXECUTIVE II	0	0.00	0	0.00	6,000	0.00	6,000	0.00
PLANNER II	0	0.00	0	0.00	6,000	0.00	6,000	0.00
PLANNER IV	0	0.00	0	0.00	6,000	0.00	6,000	0.00
MANAGEMENT ANAL I ES	0	0.00	0	0.00	6,000	0.00	6,000	0.00
MANAGEMENT ANAL II ES	0	0.00	0	0.00	6,000	0.00	6,000	0.00
ENVIRONMENTAL SPEC III	0	0.00	0	0.00	12,000	0.00	12,000	0.00
ENERGY SPEC II	0	0.00	0	0.00	6,000	0.00	6,000	0.00
ENERGY SPEC III	0	0.00	0	0.00	6,000	0.00	6,000	0.00
ENERGY SPEC IV	0	0.00	0	0.00	12,000	0.00	12,000	0.00
ENVIRONMENTAL MGR B2	0	0.00	0	0.00	6,000	0.00	6,000	0.00
FISCAL & ADMINISTRATIVE MGR B2	0	0.00	0	0.00	6,000	0.00	6,000	0.00
DIVISION DIRECTOR	0	0.00	0	0.00	6,000	0.00	6,000	0.00
DESIGNATED PRINCIPAL ASST DIV	0	0.00	0	0.00	6,000	0.00	6,000	0.00
TOTAL - PS	0	0.00	0	0.00	100,000	0.00	100,000	0.00
GRAND TOTAL	\$0	0.00	\$0	0.00	\$100,000	0.00	\$100,000	0.00
GENERAL REVENUE	\$0	0.00	\$0	0.00	\$0	0.00	\$0	0.00
FEDERAL FUNDS	\$0	0.00	\$0	0.00	\$0	0.00	\$0	0.00
OTHER FUNDS	\$0	0.00	\$0	0.00	\$100,000	0.00	\$100,000	0.00

BRASS REPORT 9

DECISION ITEM SUMMARY

Budget Unit								
Decision Item	FY 2015	FY 2015	FY 2016	FY 2016	FY 2017	FY 2017	FY 2017	FY 2017
Budget Object Summary	ACTUAL	ACTUAL	BUDGET	BUDGET	DEPT REQ	DEPT REQ	GOV REC	GOV REC
Fund	DOLLAR	FTE	DOLLAR	FTE	DOLLAR	FTE	DOLLAR	FTE
ENERGY EFFICIENT SERVICES								
CORE								
EXPENSE & EQUIPMENT								
ENERGY FEDERAL	53,344	0.00	501,201	0.00	501,201	0.00	501,201	0.00
ENERGY SET-ASIDE PROGRAM	0	0.00	3,067,500	0.00	3,067,500	0.00	3,067,500	0.00
ENERGY FUTURES FUND	357,934	0.00	2,200,000	0.00	2,200,000	0.00	2,200,000	0.00
TOTAL - EE	411,278	0.00	5,768,701	0.00	5,768,701	0.00	5,768,701	0.00
PROGRAM-SPECIFIC								
ENERGY FEDERAL	4,889,867	0.00	21,498,799	0.00	21,498,799	0.00	21,498,799	0.00
UTILICARE STABILIZATION	0	0.00	100	0.00	100	0.00	100	0.00
ENERGY SET-ASIDE PROGRAM	2,903,516	0.00	18,932,500	0.00	18,932,500	0.00	18,932,500	0.00
BIODIESEL FUEL REVOLVING	0	0.00	25,000	0.00	25,000	0.00	25,000	0.00
MO ALTERNATV FUEL VEHICLE LOAN	0	0.00	2,000	0.00	2,000	0.00	2,000	0.00
ENERGY FUTURES FUND	999	0.00	2,900,000	0.00	2,900,000	0.00	2,900,000	0.00
TOTAL - PD	7,794,382	0.00	43,358,399	0.00	43,358,399	0.00	43,358,399	0.00
TOTAL	8,205,660	0.00	49,127,100	0.00	49,127,100	0.00	49,127,100	0.00
GRAND TOTAL	\$8,205,660	0.00	\$49,127,100	0.00	\$49,127,100	0.00	\$49,127,100	0.00

CORE DECISION ITEM

Department: Economic Development	Budget Unit 42625C
Division: Energy	
Core: Energy Efficient Services	

1. CORE FINANCIAL SUMMARY

	FY 2017 Budget Request			
	GR	Federal	Other	Total
PS	0	0	0	0
EE	0	501,201	5,267,500	5,768,701
PSD	0	21,498,799	21,859,600	43,358,399
Total	0	22,000,000	27,127,100	49,127,100
FTE	0.00	0.00	0.00	0.00

	FY 2017 Governor's Recommendation			
	GR	Fed	Other	Total
PS	0	0	0	0
EE	0	501,201	5,267,500	5,768,701
PSD	0	21,498,799	21,859,600	43,358,399
Total	0	22,000,000	27,127,100	49,127,100
FTE	0.00	0.00	0.00	0.00

Est. Fringe	0	0	0	0
--------------------	---	---	---	---

Note: Fringes budgeted in House Bill 5 except for certain fringes budgeted directly to MoDOT, Highway Patrol, and Conservation.

Est. Fringe	0	0	0	0
--------------------	---	---	---	---

Note: Fringes budgeted in House Bill 5 except for certain fringes budgeted directly to MoDOT, Highway Patrol, and Conservation.

Other Funds: Utilicare Stabilization Fund (0134)
 Energy Set-aside Fund (0667)
 Biodiesel Fuel Revolving Fund (0730)
 Missouri Alternative Fuel Vehicle Loan (0886)
 Energy Futures Fund (0935)

Other Funds: Utilicare Stabilization Fund (0134)
 Energy Set-aside Fund (0667)
 Biodiesel Fuel Revolving Fund (0730)
 Missouri Alternative Fuel Vehicle Loan (0886)
 Energy Futures Fund (0935)

Notes:

Notes:

2. CORE DESCRIPTION

This core provides operational funding for the Division of Energy that helps ensure adequate energy supplies, promotes energy efficiency and advances the use of Missouri's indigenous energy resources, especially renewable resources. Staff members track and report on energy prices and supplies; collect and report Missouri energy data; facilitate solutions to Missouri energy supply disruptions; conduct energy policy research and analysis; and maintain Missouri's plan for energy emergencies. Staff also provide technical and financial assistance for energy efficiency and renewable energy projects to state and local governments, school districts, businesses, industries and citizens.

The work of the Division of Energy has advanced the development of wind resources within Missouri and collected new data that led to the development of Missouri's first utility-scale wind-generation projects. Staff also work extensively in the biomass arena, including increased use of biofuels in state-owned vehicles, and technical assistance and analysis focused on the use of a variety of biomass materials for energy. In addition, the division supports market research and demonstration projects that advance the use of clean, domestic energy resources and technologies. Staff members interact with DED programs to pursue energy-related economic development opportunities; interact with utility companies and Public Service Commission staff to provide expertise in the development and deployment of energy-efficiency programs by utility companies; and interact with DNR environmental programs to integrate energy efficiency into environmental quality.

Energy Efficiency Services PSD allows the department to pass through federal funds and other funds for energy efficiency and renewable energy activities. Federal funding includes the Low Income Weatherization Assistance Program (administered through 18 local, community based agencies), the State Energy Program Grant funding, Low Income Home Energy Assistance Program (LIHEAP) and competitive federal funding for various special projects. State funding includes the Energy Set-Aside Loan Fund, Utilicare, Missouri Alternative Fuel Vehicle Loan Fund, and Energy Futures Fund.

CORE DECISION ITEM

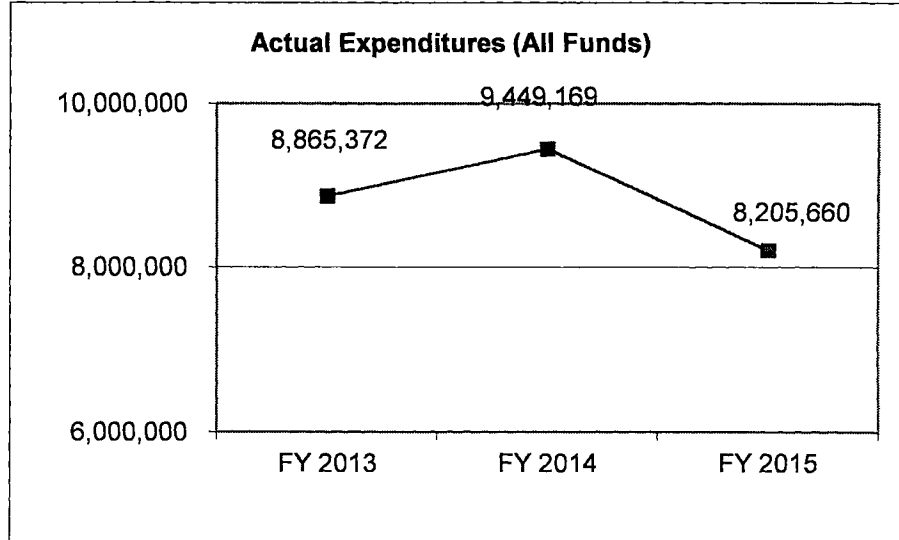
Department:	Economic Development	Budget Unit	42625C
Division:	Energy		
Core:	Energy Efficient Services		

3. PROGRAM LISTING (list programs included in this core funding)

Division of Energy Operating

4. FINANCIAL HISTORY

	FY 2013 Actual	FY 2014 Actual	FY 2015 Actual	FY 2016 Current Yr.
Appropriation (All Funds) (1)(2)	27,184,699	49,127,100	49,127,100	49,127,100
Less Reverted (All Funds)	0	0	0	0
Less Restricted (All Funds)	0	0	0	0
Budget Authority (All Funds)	27,184,699	49,127,100	49,127,100	49,127,100
Actual Expenditures (All Funds)	8,865,372	9,449,169	8,205,660	N/A
Unexpended (All Funds)	18,319,327	39,677,931	40,921,440	N/A
Unexpended, by Fund:				
General Revenue	0	0	0	N/A
Federal	6,612,643	7,278,779	17,056,789	N/A
Other	2,252,729	2,170,390	23,864,651	N/A



Actual expenditures for all fiscal years are as of June 30 and do not include lapse period activities.

Reverted includes Governor's standard 3 percent reserve (when applicable).

Restricted includes any extraordinary expenditure restriction (when applicable).

NOTES:

(1) Financial data only includes pass-through appropriations.

(2) In many cases, pass-through appropriations are set at a level to encumber and pay our commitments, which often span multiple fiscal years. This often causes high unexpended appropriation balances.

CORE RECONCILIATION DETAIL

**DEPARTMENT OF ECONOMIC DEVELOPMENT
ENERGY EFFICIENT SERVICES**

5. CORE RECONCILIATION DETAIL

	Budget Class	FTE	GR	Federal	Other	Total	Explanation
TAFP AFTER VETOES							
	EE	0.00	0	501,201	5,267,500	5,768,701	
	PD	0.00	0	21,498,799	21,859,600	43,358,399	
	Total	0.00	0	22,000,000	27,127,100	49,127,100	
DEPARTMENT CORE REQUEST							
	EE	0.00	0	501,201	5,267,500	5,768,701	
	PD	0.00	0	21,498,799	21,859,600	43,358,399	
	Total	0.00	0	22,000,000	27,127,100	49,127,100	
GOVERNOR'S RECOMMENDED CORE							
	EE	0.00	0	501,201	5,267,500	5,768,701	
	PD	0.00	0	21,498,799	21,859,600	43,358,399	
	Total	0.00	0	22,000,000	27,127,100	49,127,100	

DECISION ITEM DETAIL

Budget Unit	FY 2015	FY 2015	FY 2016	FY 2016	FY 2017	FY 2017	FY 2017	FY 2017
Decision Item	ACTUAL	ACTUAL	BUDGET	BUDGET	DEPT REQ	DEPT REQ	GOV REC	GOV REC
Budget Object Class	DOLLAR	FTE	DOLLAR	FTE	DOLLAR	FTE	DOLLAR	FTE
ENERGY EFFICIENT SERVICES								
CORE								
SUPPLIES	0	0.00	5,000	0.00	5,000	0.00	5,000	0.00
PROFESSIONAL SERVICES	411,278	0.00	5,759,500	0.00	5,759,500	0.00	5,759,500	0.00
OTHER EQUIPMENT	0	0.00	4,200	0.00	4,200	0.00	4,200	0.00
PROPERTY & IMPROVEMENTS	0	0.00	1	0.00	1	0.00	1	0.00
TOTAL - EE	411,278	0.00	5,768,701	0.00	5,768,701	0.00	5,768,701	0.00
PROGRAM DISTRIBUTIONS	7,794,382	0.00	43,358,399	0.00	43,358,399	0.00	43,358,399	0.00
TOTAL - PD	7,794,382	0.00	43,358,399	0.00	43,358,399	0.00	43,358,399	0.00
GRAND TOTAL	\$8,205,660	0.00	\$49,127,100	0.00	\$49,127,100	0.00	\$49,127,100	0.00
GENERAL REVENUE	\$0	0.00	\$0	0.00	\$0	0.00	\$0	0.00
FEDERAL FUNDS	\$4,943,211	0.00	\$22,000,000	0.00	\$22,000,000	0.00	\$22,000,000	0.00
OTHER FUNDS	\$3,262,449	0.00	\$27,127,100	0.00	\$27,127,100	0.00	\$27,127,100	0.00

PROGRAM DESCRIPTION

Department: Economic Development

Program Name: Energy Efficient Services

Program is found in the following core budget(s): Division of Energy

1. What does this program do?

Energy Efficient Services PSD involves multiple successful efforts including revolving loans for energy efficiency improvements made to schools, hospitals and local government buildings which save local tax dollars. Funding for energy-efficiency improvements to homes of fixed-income Missourians saves families money by reducing their utility bills. Data analysis performed showed that families living in weatherized homes requested fewer public dollars to help pay their utility bills. Forty percent of the families who had requested emergency crisis intervention program monies (ECIP) to help pay utility bills before their homes were weatherized did not request any ECIP money during the two years after their homes were weatherized.

The State Energy Program includes services such as energy assurance, mitigation of energy supply disruptions, development of energy efficiency programs and information, policy research and analysis, and assistance with development of renewable energy sources. Funding from the State Energy Program is made available to further energy-efficiency programs for residential, commercial, agricultural and industrial sectors; to further data collection and analysis of Missouri's indigenous energy resources; and to further the use of renewable energy. The Biodiesel Fuel Revolving Fund encourages alternative fuel use in state vehicles and the fund now has a zero balance. Benefits of these programs include improving the state's economy by reducing expenditures for energy imported into the state, creating opportunities for development of renewable energy sources, environment and security benefits from avoiding fossil energy generation and consumption, developing clean domestic distributed energy systems and industries, informing citizens and decision-makers about energy prices, and helping ensure adequate energy supplies.

2. What is the authorization for this program, i.e., federal or state statute, etc.? (Include the federal program number, if applicable.)

10CSR 140-8010	Certification of Renewable energy and Renewable Energy Standard
10 CFR 420	Federal regulations for the State Energy Program
10CFR 440	Federal regulations for the Weatherization Assistance Program
RSMo 8.800-8.851	Energy Efficiency in State Facilities
RSMo 135.300-135.311	Wood Energy Tax Credit
RSMo 135.710	Alternative Fuel Infrastructure Tax Credit
RSMo 251.650	Inter Agency Group for Federal Grants
RSMo 386.890	Net Metering and interconnection
RSMo 393.1020-393.1030	Renewable Energy Standard
RSMo 393.1075	Missouri Energy Efficiency Investment Act
RSMo 414.350-414.359	Alternative Fuel Vehicle Loan Program
RSMo 414.400-414.417	State Vehicle Fuel Consumption Program
RSMo 620.2300	Cleanfields Renewable Energy Demonstration Projects
RSMo 640.150-640.160	Department of Natural Resources Energy Responsibilities
RSMo 640.153	Certification of Home Energy Auditors
RSMo 640.157	Energy Sustainability Coordination
RSMo 640.219	Studies in Energy Conservation
RSMo 640.651-640.686	Energy Conservation Loan Program
RSMo 660.100-660.136	Utilicare-Weatherization Assistance
RSMo 701.500-701.515	Energy Efficiency Appliance Standards
RSMo 414.500-414.590	Missouri Propane Education and Research Act

PROGRAM DESCRIPTION

Department: Economic Development
Program Name: Energy Efficient Services
Program is found in the following core budget(s): Division of Energy

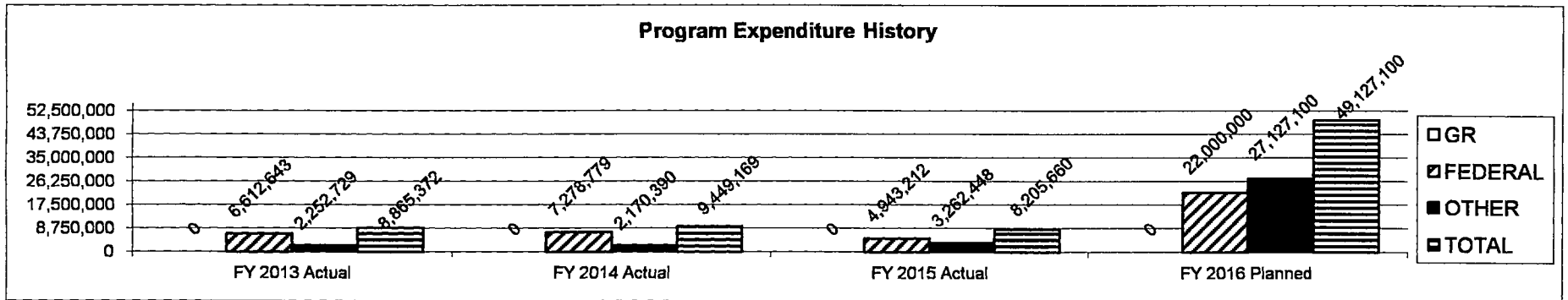
3. Are there federal matching requirements? If yes, please explain.

Weatherization Assistance Program	100% Federal (DOE)
State Energy Program (SEP)	20% State/Local (DOE)
State Heating Oil and Propane Program	50% State (DOE)

4. Is this a federally mandated program? If yes, please explain.

The National Energy Policy and Conservation Act sets forth requirements for state energy offices; the Division of Energy is recognized by the federal government as Missouri's official state energy office.

5. Provide actual expenditures for the prior three fiscal years and planned expenditures for the current fiscal year.



Notes: Actual expenditures for all fiscal years are as of June 30 and do not include lapse period activities. Financial data includes operating and pass-through appropriations. Beginning in FY 2013, core pass-through appropriations are set at a level to encumber and pay our commitments, which often span multiple fiscal years. FY 2016 Planned is shown at full appropriation.

6. What are the sources of the "Other " funds?

Utilicare Stabilization Fund (0134); Cost Allocation Fund (0500); Energy Set-Aside Fund (0667); Biodiesel Fuel Revolving Fund (0730); Missouri Alternative Fuel Vehicle Loan Fund (0886); Energy Futures Fund (0935)

PROGRAM DESCRIPTION

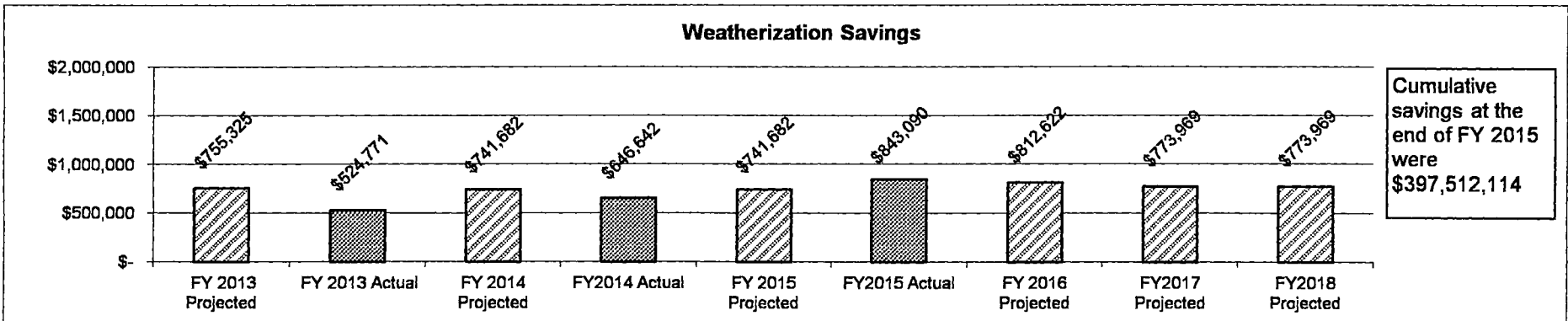
Department: Economic Development
Program Name: Energy Efficient Services
Program is found in the following core budget(s): Division of Energy

7a. Provide an effectiveness measure.

Annual Utilities Commitment to Energy Efficiency Programs through Utility Regulatory Proceedings

	FY 2013 Actual	FY 2014 Actual	FY 2015 Projected	FY 2015 Actual	FY 2016 Projected	FY 2017 Projected	FY 2018 Projected
Utility Regulatory Cases/Partners	12	12	12	12	12	12	12
Dollars Committed	\$42,348,198	\$64,912,932	\$93,529,044	\$69,530,951	\$109,266,424	\$109,260,159	\$110,693,307

The Division of Energy participates in regulatory proceedings of electric and natural gas utilities at the Public Service Commission (PSC) to secure funding for energy efficiency programs. These amounts represent annual utility investments in energy efficiency programs that have been approved in stipulation or PSC orders or that are pending before the PSC. Projections are based on the latest information available. Projections increase significantly from FY 2013 to FY 2015 due to PSC approval of Ameren's and Kansas City Power & Light-Greater Missouri Operations' (KCP&L-GMO) and KCP&L's Missouri Energy Efficiency Investment Act (MEEIA) programs. Additional MEEIA programs after 2015 are anticipated, subject to utility filings and PSC approval of programs.



From 1977 through 2015, the Weatherization Assistance Program has weatherized 163,815 homes, not including homes weatherized under the American Recovery and Reinvestment Act (22,768 homes). All families living in homes that received Weatherization Assistance Program improvements since the beginning of the program saved an estimated \$12 million during FY 2015 alone. Lasting energy efficient improvements are installed in the home, resulting in lower utility bills year after year. A home that has been weatherized can reduce average annual fuel consumption by about 35%, making it a cost effective way to help low-income families with their energy bills. Savings above reflect regular Weatherization-funded projects; the majority of FY 2010 - FY 2013 Weatherization funding was from the American Recovery and Reinvestment Act, which is not included above. There are an estimated 380,508 homes that are income eligible to receive weatherization services in Missouri (based on 100% poverty level, WAP uses 200%).

PROGRAM DESCRIPTION

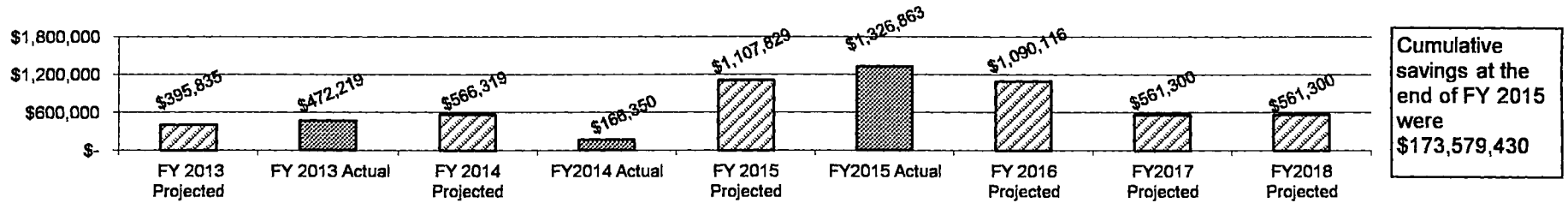
Department: Economic Development

Program Name: Energy Efficient Services

Program is found in the following core budget(s): Division of Energy

7a. Provide an effectiveness measure (continued)

Energy Loan Savings



Since 1989, the Division of Energy has offered low-interest loans to schools and local governments for the installation of energy-efficiency measures. Based on an expected 20-year life of the energy-efficiency measures, all entities that made improvements financed with energy loans saved an estimated \$11.5 million in FY 2015. The energy savings represent money that school districts and local governments do not have to spend on utility bills, and therefore, can redirect to education and public services.

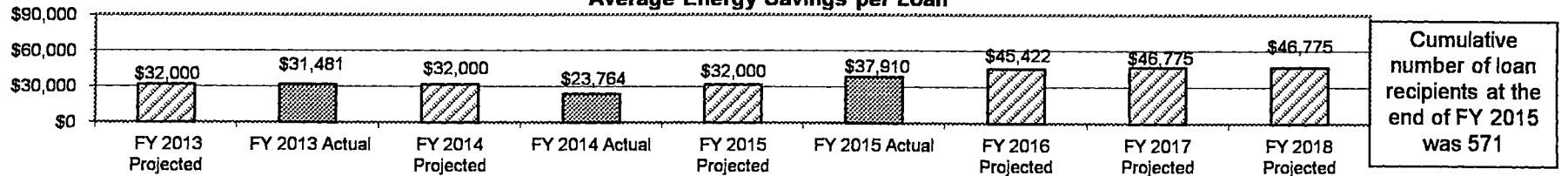
7b. Provide an efficiency measure.

Loan & Grant Dollars Distributed, and Utility Investment per FTE

	FY 2013 Actual	FY 2014 Actual	FY 2015 Projected	FY 2015 Actual	FY 2016 Projected	FY 2017 Projected	FY 2018 Projected
Energy Efficiency Loans	\$ 1,229,816	\$ 442,830	\$ 2,500,000	\$ 978,057	\$ 2,500,000	\$ 2,500,000	\$ 2,500,000
Low Income Weatherization Grants	\$ 836,707	\$ 1,043,401	\$ 755,485	\$ 1,499,535	\$ 1,500,000	\$ 1,500,000	\$ 1,500,000
Utility Funds	\$ 16,939,279	\$ 21,637,644	\$ 23,382,261	\$ 17,382,738	\$ 27,316,606	\$ 27,315,040	\$ 27,673,327

Utility Energy Efficiency Investments committed per FTE is based on Division of Energy involvement in Utility Rate Cases or Partnerships; projections based on case commitments. Implementation of Ameren's and KCP&L-GMO's MEEIA programs began in 2013, resulting in a significant increase in utility funds through 2015. Additional MEEIA programs are anticipated after 2015, subject to utility filings and PSC approval.

Average Energy Savings per Loan



Prior year amounts may change from year to year based on loan de-obligations.

PROGRAM DESCRIPTION

Department: Economic Development

Program Name: Energy Efficient Services

Program is found in the following core budget(s): Division of Energy

7c. Provide the number of clients/individuals served, if applicable.

	FY 2013 Actual	FY 2014 Actual	FY 2015 Projected	FY 2015 Actual	FY 2016 Projected	FY 2017 Projected	FY 2018 Projected
Renewable Energy Contacts	707	200	550	2,534	2,500	2,500	2,500
Utility Energy Efficiency Programs	912,263	1,508,314	1,545,098	2,579,807	2,078,466	862,429	986,088
Information and Technical Contacts	53,276	102,860	50,000	165,607	150,000	150,000	150,000
Energy Price and Supply Contacts	51,783	42,049	52,000	59,718	50,806	50,806	50,806
Energy Efficiency Active Loans	15	7	15	35	16	12	12
Individuals Served by Weatherization	2,816	3,385	2,816	4,051	4,200	4,000	4,000

Clients served include income-eligible homeowners and landlords, commercial and agricultural operations, utility companies and customers, private-sector consultants, renewable energy developers, residential sector, industries, schools, colleges, universities, communities, hospitals and state and local governments.

Clients served by Utility Energy Efficiency Programs are projected to decline in FY 2017 due to the ramp down of compact fluorescent lighting programs. Information and Technical Contacts includes energy loans technical assistance, media outreach, industrial energy audits performed, commercial building operators and miscellaneous technical site visits, public presentations, and exhibits.

7d. Provide a customer satisfaction measure, if available.

The division sends a satisfaction survey to each loan recipient. The loan recipient surveys maintain a very high satisfaction rating. There have been no loan defaults since inception of the program in 1989.

BRASS REPORT 9

DECISION ITEM SUMMARY

Budget Unit								
Decision Item	FY 2015	FY 2015	FY 2016	FY 2016	FY 2017	FY 2017	FY 2017	FY 2017
Budget Object Summary	ACTUAL	ACTUAL	BUDGET	BUDGET	DEPT REQ	DEPT REQ	GOV REC	GOV REC
Fund	DOLLAR	FTE	DOLLAR	FTE	DOLLAR	FTE	DOLLAR	FTE
MISSOURI HOUSING TRUST								
CORE								
PROGRAM-SPECIFIC								
MO HOUSING TRUST	3,206,671	0.00	4,450,000	0.00	4,450,000	0.00	4,450,000	0.00
TOTAL - PD	3,206,671	0.00	4,450,000	0.00	4,450,000	0.00	4,450,000	0.00
TOTAL	3,206,671	0.00	4,450,000	0.00	4,450,000	0.00	4,450,000	0.00
GRAND TOTAL	\$3,206,671	0.00	\$4,450,000	0.00	\$4,450,000	0.00	\$4,450,000	0.00

CORE DECISION ITEM

Department	Economic Development	Budget Unit	42470C
Division	Missouri Housing Development Commission		
Core -	Missouri Housing Development Commission - Missouri Housing Trust Fund		

1. CORE FINANCIAL SUMMARY

	FY 2017 Budget Request					FY 2017 Governor's Recommendation			
	GR	Federal	Other	Total		GR	Federal	Other	Total
PS	0	0	0	0	PS	0	0	0	0
EE	0	0	0	0	EE	0	0	0	0
PSD	0	0	4,450,000	4,450,000	PSD	0	0	4,450,000	4,450,000
TRF	0	0	0	0	TRF	0	0	0	0
Total	0	0	4,450,000	4,450,000	Total	0	0	4,450,000	4,450,000
FTE	0.00	0.00	0.00	0.00	FTE	0.00	0.00	0.00	0.00

Est. Fringe	0	0	0	0
--------------------	---	---	---	---

Note: Fringes budgeted in House Bill 5 except for certain fringes budgeted directly to MoDOT, Highway Patrol, and Conservation.

Est. Fringe	0	0	0	0
--------------------	---	---	---	---

Note: Fringes budgeted in House Bill 5 except for certain fringes budgeted directly to MoDOT, Highway Patrol, and Conservation.

Other Funds: Missouri Housing Trust Fund (0254)

Other Funds: Missouri Housing Trust Fund (0254)

2. CORE DESCRIPTION

Section 215.034, RSMo. states "At the conclusion of each fiscal year, the state treasurer shall allocate all moneys in the Missouri Housing Trust Fund to the Missouri Housing Development Commission for disbursement and investment as directed by this section." These funds consist of \$3 of the recording fee on real estate-related documents established in Section 59.319, RSMo. The objective of the Missouri Housing Trust Fund is to increase the availability of affordable housing for low-income and homeless Missourians. By statute, the funds must be used to benefit households earning 50% of area median income or less, and at least half of the funds must be used to benefit households earning 25% of area median income or less.

For the 2015 application cycle, MHDC received application requests totaling \$11,982,079.00 but the Trust Fund had received only \$3,206,671.39 to disburse.

3. PROGRAM LISTING (list programs included in this core funding)

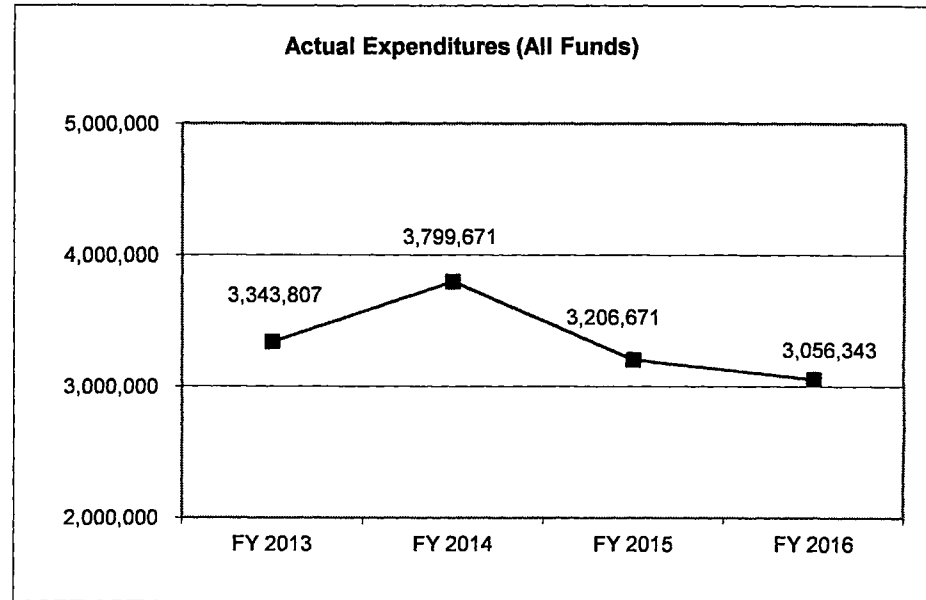
Missouri Housing Trust Fund

CORE DECISION ITEM

Department	Economic Development	Budget Unit	42470C
Division	Missouri Housing Development Commission		
Core -	Missouri Housing Development Commission - Missouri Housing Trust Fund		

4. FINANCIAL HISTORY

	<u>FY 2013</u> <u>Actual</u>	<u>FY 2014</u> <u>Actual</u>	<u>FY 2015</u> <u>Actual</u>	<u>FY 2016</u> <u>Current Yr.</u>
Appropriation (All Funds)	4,450,000	4,450,000	4,450,000	4,450,000
Less Reverted (All Funds)	0	0	0	0
Less Restricted (All Funds)	0	0	0	0
Budget Authority (All Funds)	4,450,000	4,450,000	4,450,000	4,450,000
Actual Expenditures (All Funds)	3,343,807	3,799,671	3,206,671	3,056,343
Unexpended (All Funds)	1,106,193	650,329	1,243,329	1,393,657
Unexpended, by Fund:				
General Revenue	0	0	0	
Federal	0	0	0	
Other	1,106,193	650,329	1,243,329	1,393,657
	(1)	(2)	(3)	(4)



Reverted includes Governor's standard 3 percent reserve (when applicable).
 Restricted includes any extraordinary expenditure restriction (when applicable).

- NOTES:**
- (1) Original Appropriation is \$4,450,000. The difference between the fees collected and the appropriations is \$1,106,193
 - (2) Original Appropriation is \$4,450,000. The difference between the fees collected and the appropriations is \$650,329.
 - (3) Original Appropriation is \$4,450,000. The difference between the fees collected and the appropriations is \$1,243,329.
 - (4) Original appropriation is \$4,450,000. The difference between the fees collected and the appropriations is \$1,393,657.

2016 Actual data reflects the amount transferred July 1, 2015 for the FY 2016 funding cycle.

CORE RECONCILIATION DETAIL

**DEPARTMENT OF ECONOMIC DEVELOPMENT
MISSOURI HOUSING TRUST**

5. CORE RECONCILIATION DETAIL

	Budget Class	FTE	GR	Federal	Other	Total	Explanation
TAFP AFTER VETOES							
	PD	0.00	0	0	4,450,000	4,450,000	
	Total	0.00	0	0	4,450,000	4,450,000	
DEPARTMENT CORE REQUEST							
	PD	0.00	0	0	4,450,000	4,450,000	
	Total	0.00	0	0	4,450,000	4,450,000	
GOVERNOR'S RECOMMENDED CORE							
	PD	0.00	0	0	4,450,000	4,450,000	
	Total	0.00	0	0	4,450,000	4,450,000	

DECISION ITEM DETAIL

Budget Unit	FY 2015	FY 2015	FY 2016	FY 2016	FY 2017	FY 2017	FY 2017	FY 2017
Decision Item	ACTUAL	ACTUAL	BUDGET	BUDGET	DEPT REQ	DEPT REQ	GOV REC	GOV REC
Budget Object Class	DOLLAR	FTE	DOLLAR	FTE	DOLLAR	FTE	DOLLAR	FTE
MISSOURI HOUSING TRUST								
CORE								
PROGRAM DISTRIBUTIONS	3,206,671	0.00	4,450,000	0.00	4,450,000	0.00	4,450,000	0.00
TOTAL - PD	3,206,671	0.00	4,450,000	0.00	4,450,000	0.00	4,450,000	0.00
GRAND TOTAL	\$3,206,671	0.00	\$4,450,000	0.00	\$4,450,000	0.00	\$4,450,000	0.00
GENERAL REVENUE	\$0	0.00	\$0	0.00	\$0	0.00	\$0	0.00
FEDERAL FUNDS	\$0	0.00	\$0	0.00	\$0	0.00	\$0	0.00
OTHER FUNDS	\$3,206,671	0.00	\$4,450,000	0.00	\$4,450,000	0.00	\$4,450,000	0.00

PROGRAM DESCRIPTION

Department: Economic Development
Program Name: Missouri Housing Trust Fund
Program is found in the following core budget(s): Missouri Housing Development Commission

1. What does this program do?

The Missouri Housing Trust Fund (MHTF) grants funds to organizations that provide housing and/or housing services to families and individuals who are at risk or homeless in Missouri. The MHTF works in collaboration with several funding sources and agencies to reduce homelessness in Missouri.

2. What is the authorization for this program, i.e., federal or state statute, etc.? (Include the federal program number, if applicable.)

Sections 215.034-215.039, RSMo.

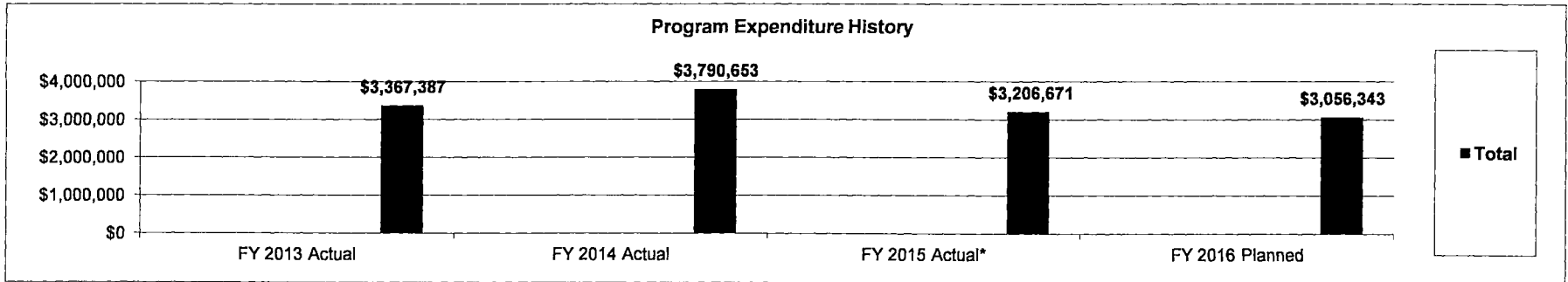
3. Are there federal matching requirements? If yes, please explain.

No.

4. Is this a federally mandated program? If yes, please explain.

No.

5. Provide actual expenditures for the prior three fiscal years and planned expenditures for the current fiscal year.



Historical expenditure data reflects amounts allocated to agencies for funding, and may include interest and recaptured funds that were used for the allocation process.
 FY 2015 Actual reflects the amount allocated to agencies. Actual spending amounts will not be available until August 2016, after agencies submit them.
 FY 2016 amount reflects the amount transferred from the State Treasurer's office July 1, 2015 for the FY 2016 funding cycle.

6. What are the sources of the "Other " funds?

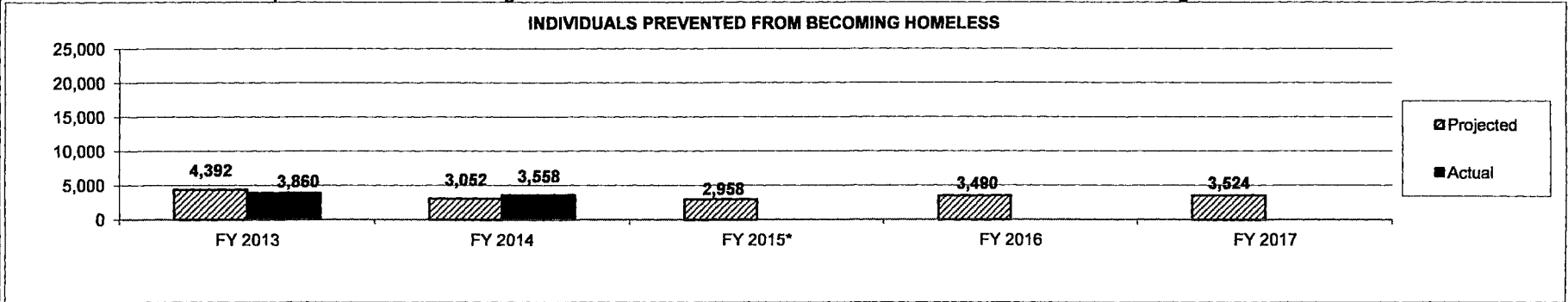
Missouri Housing Trust Fund (0254) is funded through \$3 of the recording fee on real estate-related documents established in Section 59.319 RSMo.

PROGRAM DESCRIPTION

Department: Economic Development
Program Name: Missouri Housing Trust Fund
Program is found in the following core budget(s): Missouri Housing Development Commission

7a. Provide an effectiveness measure.

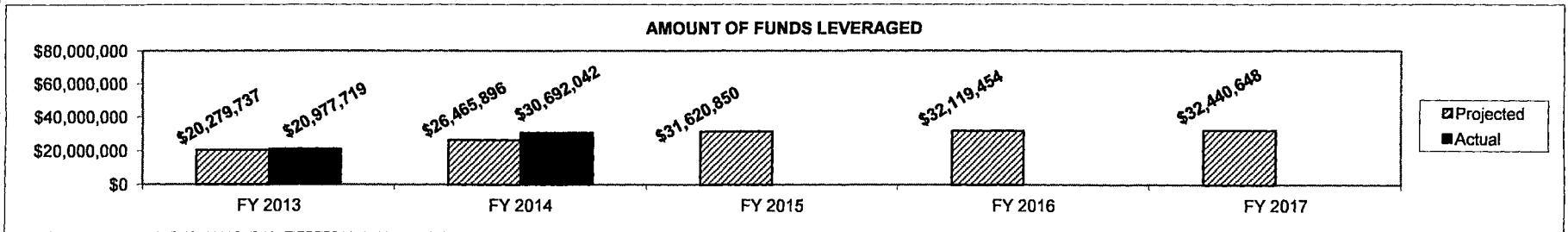
Number of individuals prevented from becoming homeless as a result of assistance received from the Missouri Housing Trust Fund:



*Actual data for FY 2015 will be available in August 2016. Projected data for FY 2015, 2016 and 2017 is based on FY 2014 actual data. Starting in FY 2013, rental assistance became the funding priority for the MHTF. With this change, the priority moved to increasing the number of individuals living in permanent housing. The shift will likely serve fewer individuals but in a more comprehensive manner. Rental assistance remains the top funding priority in FY 2016 for the MHTF.

7b. Provide an efficiency measure.

MHDC is able to assist a larger number of individuals than would otherwise be possible by successfully leveraging the Missouri Housing Trust Fund dollars with other private and public funds.



Ratio of Funds Leveraged

	<u>FY 2013</u>	<u>FY 2014</u>	<u>FY 2015</u>	<u>FY 2016</u>	<u>FY 2017</u>
Projected	1:6	1:7	1:10	1:11	1:11
Actual	1:6	1:8	*		

*Actual data for the amount of funds leveraged and the ratio of funds leveraged in FY 2015 will not be available until August 2016.

PROGRAM DESCRIPTION

Department: Economic Development
Program Name: Missouri Housing Trust Fund
Program is found in the following core budget(s): Missouri Housing Development Commission

7c. Provide the number of clients/individuals served, if applicable.

Number of instances of assistance provided by the Missouri Housing Trust Fund by funding category:

Program	FY 2013	FY 2013	FY 2014	FY 2014	FY 2015	FY 2015*	FY 2016	FY 2017
	Projected	Actual	Projected	Actual	Projected	Actual	Projected	Projected
Emergency Assistance	2,639	1,198	1,465	1,552	1,309		1,646	1,662
Rental Assistance	1704	2605	1497	1,864	1,511		1,762	1,779
Home Repairs	49	57	90	142	138		82	83
Operating Funds	NA	NA	NA	NA	NA	NA	NA	NA
Grand Total	4,392	3,860	3,052	3,558	2,958		3,490	3,524

NOTE: The data referenced above reflects the instances of assistance broken down by funding category rather than the number of households served. Funding prioritization by category is set each year by the MHDC commissioners; consequently, the order of the priorities is subject to change from year to year. For FY 2016 the priorities are: Rental Assistance, Operating Funds, Emergency Assistance, Home Repair and Modifications, and Construction Rehabilitation. In Missouri, the goal is to safely reduce the length of stay for families and individuals in shelter in order to create opportunities for them to be rapidly re-housed. All currently existing emergency services will continue but will do so with the intent to ultimately transition persons into a more stable and permanent environment. This model removes the traditional tiered system that offers limited services and imposes unnecessary requirements on individuals and families in order to obtain permanent housing. Missouri recognizes that there will always be specific populations that require emergency shelter and services - including but not limited to homeless youth, survivors of domestic violence and homeless individuals struggling with substance abuse - but hopes to incorporate ways to safely shorten these episodes of homelessness and move individuals and families directly into a permanent housing situation through rapid re-housing.

Construction grants represent another funding category, but do not directly serve individuals during the grant (construction) period. The number of construction projects funded in recent years were as follows: six for FY 2013, two for FY 2014, and three for FY 2015. For FY 2016, three construction grants are projected, and four construction grants are projected for FY 2017.

* Actual data for FY 2015 will be available in August 2016.

7d. Provide a customer satisfaction measure, if available.

We do not have a customer satisfaction measure to report.

BRASS REPORT 9

DECISION ITEM SUMMARY

Budget Unit									
Decision Item	FY 2015	FY 2015	FY 2016	FY 2016	FY 2017	FY 2017	FY 2017	FY 2017	FY 2017
Budget Object Summary	ACTUAL	ACTUAL	BUDGET	BUDGET	DEPT REQ	DEPT REQ	GOV REC	GOV REC	GOV REC
Fund	DOLLAR	FTE	DOLLAR	FTE	DOLLAR	FTE	DOLLAR	FTE	FTE
OFFICE OF PUBLIC COUNSEL									
CORE									
PERSONAL SERVICES									
PUBLIC SERVICE COMMISSION	647,950	11.66	757,172	14.00	757,172	14.00	757,172	14.00	14.00
TOTAL - PS	647,950	11.66	757,172	14.00	757,172	14.00	757,172	14.00	14.00
EXPENSE & EQUIPMENT									
PUBLIC SERVICE COMMISSION	227,620	0.00	254,481	0.00	254,481	0.00	254,481	0.00	0.00
TOTAL - EE	227,620	0.00	254,481	0.00	254,481	0.00	254,481	0.00	0.00
TOTAL	875,570	11.66	1,011,653	14.00	1,011,653	14.00	1,011,653	14.00	14.00
Pay Plan - 0000012									
PERSONAL SERVICES									
PUBLIC SERVICE COMMISSION	0	0.00	0	0.00	0	0.00	17,643	0.00	0.00
TOTAL - PS	0	0.00	0	0.00	0	0.00	17,643	0.00	0.00
TOTAL	0	0.00	0	0.00	0	0.00	17,643	0.00	0.00
OPC Infrastruct/Engineer FTE - 1419004									
PERSONAL SERVICES									
PUBLIC SERVICE COMMISSION	0	0.00	0	0.00	125,000	2.00	125,000	2.00	2.00
TOTAL - PS	0	0.00	0	0.00	125,000	2.00	125,000	2.00	2.00
EXPENSE & EQUIPMENT									
PUBLIC SERVICE COMMISSION	0	0.00	0	0.00	11,128	0.00	11,128	0.00	0.00
TOTAL - EE	0	0.00	0	0.00	11,128	0.00	11,128	0.00	0.00
TOTAL	0	0.00	0	0.00	136,128	2.00	136,128	2.00	2.00
GRAND TOTAL	\$875,570	11.66	\$1,011,653	14.00	\$1,147,781	16.00	\$1,165,424	16.00	16.00

1/21/16 14:06

im_disummary

CORE DECISION ITEM

Department:	Economic Development	Budget Unit	42620C
Division:	Office of Public Counsel		
Core:	Office of Public Counsel		

1. CORE FINANCIAL SUMMARY

	FY 2017 Budget Request					FY 2017 Governor's Recommendation			
	GR	Federal	Other	Total		GR	Fed	Other	Total
PS	0	0	757,172	757,172	PS	0	0	757,172	757,172
EE	0	0	254,481	254,481	EE	0	0	254,481	254,481
PSD	0	0	0	0	PSD	0	0	0	0
TRF	0	0	0	0	TRF	0	0	0	0
Total	0	0	1,011,653	1,011,653	Total	0	0	1,011,653	1,011,653
FTE	0.00	0.00	14.00	14.00	FTE	0.00	0.00	14.00	14.00

Est. Fringe	0	0	345,459	345,459
--------------------	---	---	---------	---------

Note: Fringes budgeted in House Bill 5 except for certain fringes budgeted directly to MoDOT, Highway Patrol, and Conservation.

Est. Fringe	0	0	345,459	345,459
--------------------	---	---	---------	---------

Note: Fringes budgeted in House Bill 5 except for certain fringes budgeted directly to MoDOT, Highway Patrol, and Conservation.

Other Funds: Public Service Commission Fund (0607)

Other Funds: Public Service Commission Fund (0607)

2. CORE DESCRIPTION

This core request will provide Public Counsel with sufficient expertise and resources to represent consumers of regulated Missouri utility companies as well as to assist and inform Missourians with property rights concerns. This request funds attorneys and a technical staff that provide expert analysis and recommendations to the Public Service Commission (PSC) and in the courts. Public Counsel advocates for the interests of all consumers of investor-owned utilities in Missouri, with a particular focus on residential and small business consumers who have no other representation. The Public Counsel also has the authority to appeal PSC decisions through the court system when necessary to protect consumer interests. Through the ombudsman for property rights, Public Counsel provides guidance to individuals seeking information about the condemnation process.

3. PROGRAM LISTING (list programs included in this core funding)

Office of Public Counsel

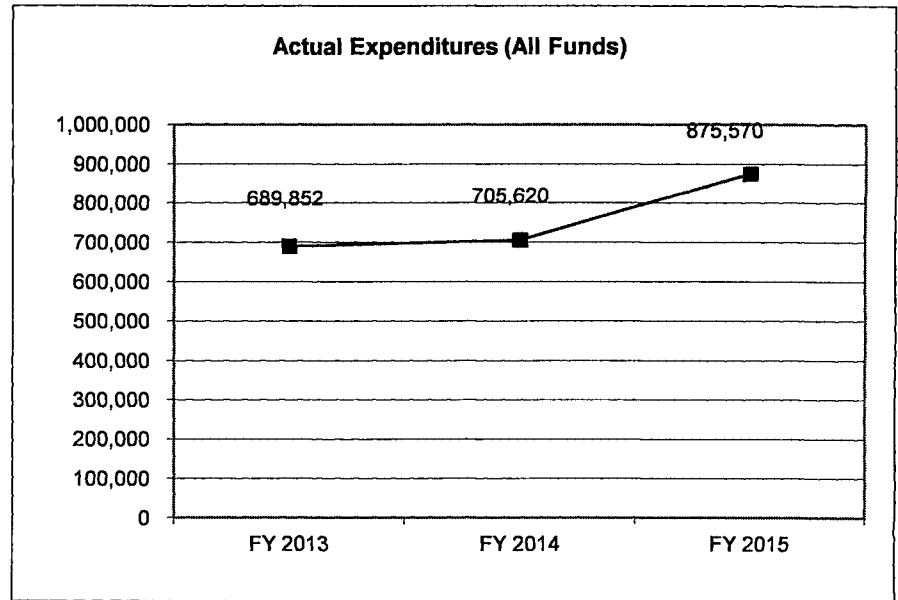
(The Public Counsel is the statutory representative of utility consumers in cases before the Public Service Commission and in the courts, and provides guidance to individuals facing property rights issues.)

CORE DECISION ITEM

Department:	Economic Development	Budget Unit	42620C
Division:	Office of Public Counsel		
Core:	Office of Public Counsel		

4. FINANCIAL HISTORY

	FY 2013 Actual	FY 2014 Actual	FY 2015 Actual	FY 2016 Current Yr.
Appropriation (All Funds)	708,673	705,783	1,012,057	1,011,653
Less Reverted (All Funds)	0	0	0	0
Less Restricted (All Funds)	0	0	0	0
Budget Authority (All Funds)	708,673	705,783	1,012,057	1,011,653
Actual Expenditures (All Funds)	689,852	705,620	875,570	N/A
Unexpended (All Funds)	18,821	163	136,487	N/A
Unexpended, by Fund:				
General Revenue	0	0	0	N/A
Federal	0	0	0	N/A
Other	18,821	163	136,487	N/A
	(1)			



Reverted includes Governor's standard 3 percent reserve (when applicable).
 Restricted includes any extraordinary expenditure restriction (when applicable).

NOTES:

(1) SOSA position vacant and PUAIII vacant until new hires of PUAIs.

CORE RECONCILIATION DETAIL

**DEPARTMENT OF ECONOMIC DEVELOPMENT
OFFICE OF PUBLIC COUNSEL**

5. CORE RECONCILIATION DETAIL

	Budget Class	FTE	GR	Federal	Other	Total	Explanation
TAFP AFTER VETOES							
	PS	14.00	0	0	757,172	757,172	
	EE	0.00	0	0	254,481	254,481	
	Total	14.00	0	0	1,011,653	1,011,653	
DEPARTMENT CORE REQUEST							
	PS	14.00	0	0	757,172	757,172	
	EE	0.00	0	0	254,481	254,481	
	Total	14.00	0	0	1,011,653	1,011,653	
GOVERNOR'S RECOMMENDED CORE							
	PS	14.00	0	0	757,172	757,172	
	EE	0.00	0	0	254,481	254,481	
	Total	14.00	0	0	1,011,653	1,011,653	

FLEXIBILITY REQUEST FORM

BUDGET UNIT NUMBER: 42620C	DEPARTMENT: Economic Development
BUDGET UNIT NAME: 7897 - Office of Public Counsel PS 0607 7898 - Office of Public Counsel EE 0607	DIVISION: Office of Public Counsel

1. Provide the amount by fund of personal service flexibility and the amount by fund of expense and equipment flexibility you are requesting in dollar and percentage terms and explain why the flexibility is needed. If flexibility is being requested among divisions, provide the amount by fund of flexibility you are requesting in dollar and percentage terms and explain why the flexibility is needed.

DEPARTMENT REQUEST

The department is requesting 10% flexibility between the Personal Service and/or Expense and Equipment appropriation. This increased flexibility is needed to ensure our ability to immediately address any identified operational modifications to ensure the provision of the highest quality services to Missourians. Because of the office's tight budget and history of using virtually all of Personal Services and E&E allocations each year, the added flexibility will allow us to operate more efficiently.

- PS - \$757,172 * 10% = \$75,717
- EE - \$254,481 * 10% = \$25,448

2. Estimate how much flexibility will be used for the budget year. How much flexibility was used in the Prior Year Budget and the Current Year Budget? Please specify the amount.

PRIOR YEAR ACTUAL AMOUNT OF FLEXIBILITY USED	CURRENT YEAR ESTIMATED AMOUNT OF FLEXIBILITY THAT WILL BE USED	BUDGET REQUEST ESTIMATED AMOUNT OF FLEXIBILITY THAT WILL BE USED
\$0	Expenditures in PS and E&E will differ annually based on needs to cover operational expenses, address emergency and changing situations, etc.	Expenditures in PS and E&E will differ annually based on needs to cover operational expenses, address emergency and changing situations, etc.

3. Please explain how flexibility was used in the prior and/or current years.

PRIOR YEAR EXPLAIN ACTUAL USE	CURRENT YEAR EXPLAIN PLANNED USE
In FY2015, the Office of Public Counsel transferred \$10,463 from PS to E&E to cover travel costs.	In FY 2016, Office of Public Counsel was appropriated up to 10% flexibility between PS and E&E appropriations. This will allow the department to respond to changing situations to continue to provide the best possible, quality service to our customers.

DECISION ITEM DETAIL

Budget Unit	FY 2015	FY 2015	FY 2016	FY 2016	FY 2017	FY 2017	FY 2017	FY 2017
Decision Item	ACTUAL	ACTUAL	BUDGET	BUDGET	DEPT REQ	DEPT REQ	GOV REC	GOV REC
Budget Object Class	DOLLAR	FTE	DOLLAR	FTE	DOLLAR	FTE	DOLLAR	FTE
OFFICE OF PUBLIC COUNSEL								
CORE								
SR OFC SUPPORT ASST (KEYBRD)	31,253	1.00	30,776	1.00	30,776	1.00	30,776	1.00
PUBLIC UTILITY ACCOUNTANT I	50,423	1.42	70,260	2.55	70,260	2.55	70,260	2.55
PUBLIC UTILITY ACCOUNTANT II	27,448	0.67	0	0.00	0	0.00	0	0.00
CH PUBLIC UTILITY ACCOUNTANT	70,306	1.00	69,989	1.00	69,989	1.00	69,989	1.00
CH UTILITY ECONOMIST	20,640	0.33	64,650	2.00	64,650	2.00	64,650	2.00
PUBLIC UTILITY FINANCIAL ANAL	25,383	0.54	0	0.00	46,068	1.00	46,068	1.00
FINANCIAL AUDITOR	0	0.00	46,068	1.00	0	0.00	0	0.00
DIVISION DIRECTOR	90,915	1.00	99,086	1.00	99,086	1.00	99,086	1.00
DESIGNATED PRINCIPAL ASST DIV	112,137	2.31	136,467	3.00	136,467	3.00	136,467	3.00
SENIOR COUNSEL	50,960	0.92	60,252	0.00	60,252	0.00	60,252	0.00
DEPUTY COUNSEL	138,253	2.00	144,254	2.00	144,254	2.00	144,254	2.00
MISCELLANEOUS TECHNICAL	2,733	0.10	0	0.00	0	0.00	0	0.00
MISCELLANEOUS PROFESSIONAL	27,499	0.37	35,370	0.45	35,370	0.45	35,370	0.45
TOTAL - PS	647,950	11.66	757,172	14.00	757,172	14.00	757,172	14.00
TRAVEL, IN-STATE	4,691	0.00	6,550	0.00	6,550	0.00	6,550	0.00
TRAVEL, OUT-OF-STATE	9,473	0.00	9,150	0.00	9,150	0.00	9,150	0.00
SUPPLIES	13,282	0.00	12,591	0.00	12,591	0.00	12,591	0.00
PROFESSIONAL DEVELOPMENT	10,821	0.00	13,366	0.00	13,366	0.00	13,366	0.00
COMMUNICATION SERV & SUPP	6,412	0.00	7,200	0.00	7,200	0.00	7,200	0.00
PROFESSIONAL SERVICES	174,050	0.00	204,284	0.00	203,984	0.00	203,984	0.00
M&R SERVICES	3,802	0.00	1,316	0.00	1,316	0.00	1,316	0.00
COMPUTER EQUIPMENT	0	0.00	0	0.00	100	0.00	100	0.00
OFFICE EQUIPMENT	2,320	0.00	0	0.00	100	0.00	100	0.00
OTHER EQUIPMENT	2,637	0.00	0	0.00	100	0.00	100	0.00
MISCELLANEOUS EXPENSES	132	0.00	24	0.00	24	0.00	24	0.00
TOTAL - EE	227,620	0.00	254,481	0.00	254,481	0.00	254,481	0.00
GRAND TOTAL	\$875,570	11.66	\$1,011,653	14.00	\$1,011,653	14.00	\$1,011,653	14.00
GENERAL REVENUE	\$0	0.00	\$0	0.00	\$0	0.00	\$0	0.00
FEDERAL FUNDS	\$0	0.00	\$0	0.00	\$0	0.00	\$0	0.00
OTHER FUNDS	\$875,570	11.66	\$1,011,653	14.00	\$1,011,653	14.00	\$1,011,653	14.00

PROGRAM DESCRIPTION

Department of Economic Development

Program Name Office of Public Counsel

Program is found in the following core budget(s): Office of Public Counsel

1. What does this program do?

This core request will provide Public Counsel with sufficient expertise and resources to represent consumers of regulated Missouri utility companies. This request funds attorneys and a technical staff that provide expert analysis and recommendations to the Public Service Commission and in the courts. Public Counsel advocates for the interests of all consumers of investor-owned utilities in Missouri, with a particular focus on residential and small business consumers who have no other representation. The Public Counsel also has the authority to appeal PSC decisions through the court system when necessary to protect consumer interests. In addition, through the property rights ombudsman, Public Counsel provides assistance to citizens seeking guidance about condemnation process and procedures.

2. What is the authorization for this program, i.e., federal or state statute, etc.? (Include the federal program number, if applicable.)

Sections 386.700 and 523.277, RSMo. 2000

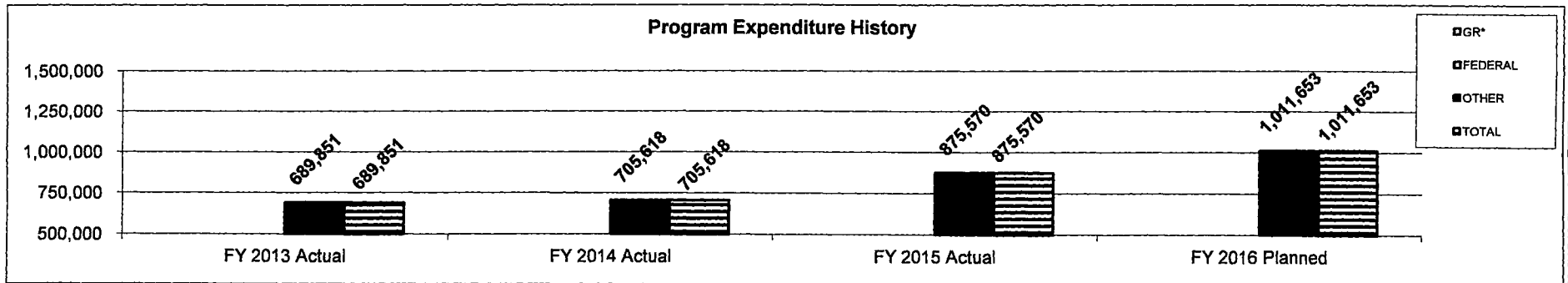
3. Are there federal matching requirements? If yes, please explain.

No

4. Is this a federally mandated program? If yes, please explain.

No

5. Provide actual expenditures for the prior three fiscal years and planned expenditures for the current fiscal year.



6. What are the sources of the "Other " funds?

Public Service Commission Fund (0607)

PROGRAM DESCRIPTION

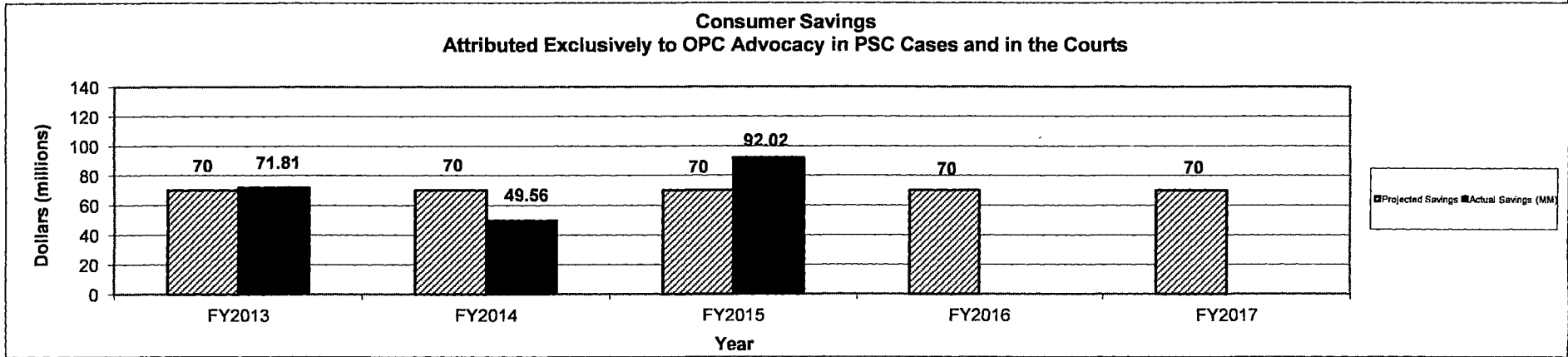
Department of Economic Development

Program Name Office of Public Counsel

Program is found in the following core budget(s): Office of Public Counsel

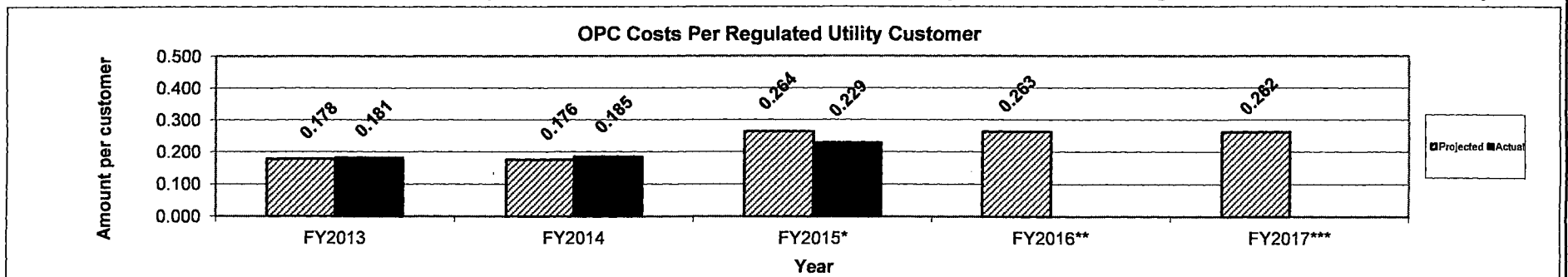
7a. Provide an effectiveness measure.

Amount of consumer savings that can be quantifiably attributed to the Office of the Public Counsel's (OPC's) advocacy before the Public Service Commission (PSC), in appeals from the PSC, and in other legal forums:



7b. Provide an efficiency measure.

The ratio of the Office of the Public Counsel's expenditures to the total number of regulated utility customers benefiting from OPC's consumer advocacy:



*Data for FY2015 Actual Customers will not be available until late 2016.

**Data for FY2016 Actual Customers will not be available until late 2017.

***Data for FY2017 Actual Customers will not be available until late 2018.

PROGRAM DESCRIPTION

Department of Economic Development

Program Name Office of Public Counsel

Program is found in the following core budget(s): Office of Public Counsel

7c. Provide the number of clients/individuals served, if applicable.

Total number of regulated utility customers broken down by industry type:

Type of Utility	FY2011 Actual	FY2012 Actual	FY2013 Actual	FY2014 Actual	FY2015 Projected	FY2016 Projected	FY2017 Projected
Electric	1,921,827	1,926,287	1,926,287	1,932,690	1,939,114	1,945,560	1,952,027
Natural	1,376,828	1,378,374	1,378,374	1,386,511	1,394,696	1,402,929	1,411,211
Water	478,367	481,120	481,120	481,560	482,000	482,441	482,882
Sewer	14,052	15,311	15,311	14,391	14,391	14,391	14,391
Telephone	0	0	0	0	0	0	0
Total	3,791,074	3,801,092	3,801,092	3,815,152	3,830,201	3,845,321	3,860,511

Customer Numbers Source (Except Telephone) MPSC Annual Reports.

FY14 and forward actual customers not available at this time.

Telephone Customers Source - MPSC Switched Access Line Count Trends Workpaper; however, no longer available FY10 forward.

NOTE: Some Missouri households may be customers of more than one regulated utility.

7d. Provide a customer satisfaction measure, if available.

N/A

NEW DECISION ITEM
RANK: _____ **OF** _____

Department: Economic Development	Budget Unit: 42620C
Division: Office of Public Counsel	
DI Name: OPC Infrastructure/Engineering FTE Di# 1419004	House Bill: _____

1. AMOUNT OF REQUEST

	FY 2017 Budget Request				FY 2017 Governor's Recommendation				
	GR	Federal	Other	Total	GR	Federal	Other	Total	
PS	0	0	125,000	125,000	PS	0	0	125,000	125,000
EE	0	0	11,128	11,128	EE	0	0	11,128	11,128
PSD	0	0	0	0	PSD	0	0	0	0
TRF	0	0	0	0	TRF	0	0	0	0
Total	<u>0</u>	<u>0</u>	<u>136,128</u>	<u>136,128</u>	Total	<u>0</u>	<u>0</u>	<u>136,128</u>	<u>136,128</u>
FTE	0.00	0.00	2.00	2.00	FTE	0.00	0.00	2.00	2.00

Est. Fringe	0	0	54,334	54,334
--------------------	---	---	--------	--------

Note: Fringes budgeted in House Bill 5 except for certain fringes budgeted directly to MoDOT, Highway Patrol, and Conservation.

Est. Fringe	0	0	54,334	54,334
--------------------	---	---	--------	--------

Note: Fringes budgeted in House Bill 5 except for certain fringes budgeted directly to MoDOT, Highway Patrol, and Conservation.

Other Funds: Public Service Commission Fund (0607) Public Counsel Fund

Other Funds:

2. THIS REQUEST CAN BE CATEGORIZED AS:

<input checked="" type="checkbox"/>	New Legislation	<input type="checkbox"/>	New Program	<input type="checkbox"/>	Fund Switch
<input type="checkbox"/>	Federal Mandate	<input type="checkbox"/>	Program Expansion	<input type="checkbox"/>	Cost to Continue
<input type="checkbox"/>	GR Pick-Up	<input type="checkbox"/>	Space Request	<input type="checkbox"/>	Equipment Replacement
<input type="checkbox"/>	Pay Plan	<input type="checkbox"/>	Other: _____		

3. WHY IS THIS FUNDING NEEDED? PROVIDE AN EXPLANATION FOR ITEMS CHECKED IN #2. INCLUDE THE FEDERAL OR STATE STATUTORY OR CONSTITUTIONAL AUTHORIZATION FOR THIS PROGRAM.

Since 2003, OPC has lost several FTE. In that same period, the number of major rate increase cases has increased dramatically. In addition, new rate cases relating to ISRS, fuel adjustment, and MEEIA cost recovery mechanisms have proliferated. Moreover, the office of the Ombudsperson for Property Rights also was created in that time. OPC does more currently than ever before with substantially less staff. Adding 2 FTE will return OPC to the level of staffing it had over 10 years ago, restore lost functionality, and most importantly permit the office to use other expert witness resources more cost effectively and efficiently. At current staffing, OPC cannot fulfill its statutory obligation to represent the public in proceedings before the PSC. It is not possible to attend all meetings and hearings scheduled by the PSC, much less prepare and participate adequately. OPC no longer participates in certain key issues in cases, and in entire categories of cases, due to lack of personnel, even though these issues and cases are important. This small requested increase in funding to assist in review of utility infrastructure and other engineering issues, and to add to OPC's audit and accounting staff, will not solve the problem, but will substantially ameliorate it and improve OPC's ability to participate in cases impacting the public.

NEW DECISION ITEM
RANK: _____ OF _____

Department: Economic Development	Budget Unit: 42620C
Division: Office of Public Counsel	
DI Name: OPC Infrastructure/Engineering FTE DI# 1419004	House Bill: _____

4. DESCRIBE THE DETAILED ASSUMPTIONS USED TO DERIVE THE SPECIFIC REQUESTED AMOUNT. (How did you determine that the requested number of FTE were appropriate? From what source or standard did you derive the requested levels of funding? Were alternatives such as outsourcing or automation considered? If based on new legislation, does request tie to TAFP fiscal note? If not, explain why. Detail which portions of the request are one-times and how those amounts were calculated.)

At current staffing, OPC cannot fulfill its statutory obligation to represent the public in proceedings before the PSC. It is not possible to attend all meetings and hearings scheduled by the PSC, much less prepare and participate adequately. OPC no longer participates in certain key issues in cases, and in entire categories of cases, due to lack of personnel, even though these issues and cases are important.

5. BREAK DOWN THE REQUEST BY BUDGET OBJECT CLASS, JOB CLASS, AND FUND SOURCE. IDENTIFY ONE-TIME COSTS.

Budget Object Class/Job Class	Dept Req GR DOLLARS	Dept Req GR FTE	Dept Req FED DOLLARS	Dept Req FED FTE	Dept Req OTHER DOLLARS	Dept Req OTHER FTE	Dept Req TOTAL DOLLARS	Dept Req TOTAL FTE	Dept Req One-Time DOLLARS
Public Utility Engineer	0				70,000	1.0	70,000	1.0	
Utility Regulatory Auditor IV					55,000	1.0	55,000	1.0	
Total PS	0	0.0	0	0.0	125,000	2.0	125,000	2.0	0
580 - Office Equipment					798		798		
480 - Computer Equipment					2,070		2,070		
340 - Communications Service & Support					850		850		
190 - Supplies					690		690		
320 - Professional Development					1,680		1,680		
140 - Travel In-state					3,780		3,780		
160 - Travel Out-of-state					1,260		1,260		
Total EE	0		0		11,128		11,128		0
Program Distributions							0		
Total PSD	0		0		0		0		0
Transfers									
Total TRF	0		0		0		0		0
Grand Total	0	0.0	0	0.0	136,128	2.0	136,128	2.0	0

NEW DECISION ITEM
RANK: _____ OF _____

Department: Economic Development	Budget Unit: 42620C
Division: Office of Public Counsel	
DI Name: OPC Infrastructure/Engineering FTE DI# 1419004	House Bill: _____

Budget Object Class/Job Class	Gov Rec GR DOLLARS	Gov Rec GR FTE	Gov Rec FED DOLLARS	Gov Rec FED FTE	Gov Rec OTHER DOLLARS	Gov Rec OTHER FTE	Gov Rec TOTAL DOLLARS	Gov Rec TOTAL FTE	Gov Rec One-Time DOLLARS
Public Utility Engineer					70,000	1.0	70,000	1.0	
Utility Regulatory Auditor IV					55,000	1.0	55,000	1.0	
Total PS	<u>0</u>	<u>0.0</u>	<u>0</u>	<u>0.0</u>	<u>125,000</u>	<u>2.0</u>	<u>125,000</u>	<u>2.0</u>	<u>0</u>
580 - Office Equipment					798		798		
480 - Computer Equipment					2,070		2,070		
340 - Communications Service & Support					850		850		
190 - Supplies					690		690		
320 - Professional Development					1,680		1,680		
140 - Travel In-state					3,780		3,780		
160 - Travel Out-of-state					1,260		1,260		
Total EE	<u>0</u>		<u>0</u>		<u>11,128</u>		<u>11,128</u>		<u>0</u>
Program Distributions							0		
Total PSD	<u>0</u>		<u>0</u>		<u>0</u>		<u>0</u>		<u>0</u>
Transfers									
Total TRF	<u>0</u>		<u>0</u>		<u>0</u>		<u>0</u>		<u>0</u>
Grand Total	<u>0</u>	<u>0.0</u>	<u>0</u>	<u>0.0</u>	<u>136,128</u>	<u>2.0</u>	<u>136,128</u>	<u>2.0</u>	<u>0</u>

NEW DECISION ITEM
RANK: _____ OF _____

Department: Economic Development	Budget Unit 42620C
Division: Office of Public Counsel	
DI Name: OPC Infrastructure/Engineering FTE DI# 1419004	House Bill _____

6. PERFORMANCE MEASURES (If new decision item has an associated core, separately identify projected performance with & without additional funding.)

- | | |
|--|---|
| <p>6a. Provide an effectiveness measure.

See OPC Core for an effectiveness measure.</p> <p>6c. Provide the number of clients/individuals served, if applicable.

See OPC Core for clients/individuals served.</p> | <p>6b. Provide an efficiency measure.

See OPC Core for an efficiency measure.</p> <p>6d. Provide a customer satisfaction measure, if available.

N/A</p> |
|--|---|

7. STRATEGIES TO ACHIEVE THE PERFORMANCE MEASUREMENT TARGETS:

DECISION ITEM DETAIL

Budget Unit	FY 2015	FY 2015	FY 2016	FY 2016	FY 2017	FY 2017	FY 2017	FY 2017
Decision Item	ACTUAL	ACTUAL	BUDGET	BUDGET	DEPT REQ	DEPT REQ	GOV REC	GOV REC
Budget Object Class	DOLLAR	FTE	DOLLAR	FTE	DOLLAR	FTE	DOLLAR	FTE
OFFICE OF PUBLIC COUNSEL								
OPC Infrastruct/Engineer FTE - 1419004								
PUBLIC UTILITY ENGINEER	0	0.00	0	0.00	70,000	1.00	70,000	1.00
UTILITY REGULATORY AUDITOR IV	0	0.00	0	0.00	55,000	1.00	55,000	1.00
TOTAL - PS	0	0.00	0	0.00	125,000	2.00	125,000	2.00
TRAVEL, IN-STATE	0	0.00	0	0.00	3,780	0.00	3,780	0.00
TRAVEL, OUT-OF-STATE	0	0.00	0	0.00	1,260	0.00	1,260	0.00
SUPPLIES	0	0.00	0	0.00	690	0.00	690	0.00
PROFESSIONAL DEVELOPMENT	0	0.00	0	0.00	1,680	0.00	1,680	0.00
COMMUNICATION SERV & SUPP	0	0.00	0	0.00	850	0.00	850	0.00
COMPUTER EQUIPMENT	0	0.00	0	0.00	2,070	0.00	2,070	0.00
OFFICE EQUIPMENT	0	0.00	0	0.00	798	0.00	798	0.00
TOTAL - EE	0	0.00	0	0.00	11,128	0.00	11,128	0.00
GRAND TOTAL	\$0	0.00	\$0	0.00	\$136,128	2.00	\$136,128	2.00
GENERAL REVENUE	\$0	0.00	\$0	0.00	\$0	0.00	\$0	0.00
FEDERAL FUNDS	\$0	0.00	\$0	0.00	\$0	0.00	\$0	0.00
OTHER FUNDS	\$0	0.00	\$0	0.00	\$136,128	2.00	\$136,128	2.00

BRASS REPORT 9

DECISION ITEM SUMMARY

Budget Unit								
Decision Item	FY 2015	FY 2015	FY 2016	FY 2016	FY 2017	FY 2017	FY 2017	FY 2017
Budget Object Summary	ACTUAL	ACTUAL	BUDGET	BUDGET	DEPT REQ	DEPT REQ	GOV REC	GOV REC
Fund	DOLLAR	FTE	DOLLAR	FTE	DOLLAR	FTE	DOLLAR	FTE
PUBLIC SERVICE COMMISSION								
CORE								
PERSONAL SERVICES								
FEDERAL STIMULUS-DNR	12,406	0.23	0	0.00	0	0.00	0	0.00
PUBLIC SERVICE COMMISSION	10,406,056	191.79	10,675,717	194.00	10,675,717	194.00	10,675,717	194.00
TOTAL - PS	10,418,462	192.02	10,675,717	194.00	10,675,717	194.00	10,675,717	194.00
EXPENSE & EQUIPMENT								
FEDERAL STIMULUS-DNR	48,331	0.00	0	0.00	0	0.00	0	0.00
DEAF RELAY SER & EQ DIST PRGM	865,016	0.00	2,495,808	0.00	2,495,808	0.00	2,495,808	0.00
PUBLIC SERVICE COMMISSION	1,583,550	0.00	2,536,462	0.00	2,536,462	0.00	2,536,462	0.00
TOTAL - EE	2,496,897	0.00	5,032,270	0.00	5,032,270	0.00	5,032,270	0.00
PROGRAM-SPECIFIC								
PUBLIC SERVICE COMMISSION	0	0.00	10,000	0.00	10,000	0.00	10,000	0.00
TOTAL - PD	0	0.00	10,000	0.00	10,000	0.00	10,000	0.00
TOTAL	12,915,359	192.02	15,717,987	194.00	15,717,987	194.00	15,717,987	194.00
Pay Plan - 0000012								
PERSONAL SERVICES								
PUBLIC SERVICE COMMISSION	0	0.00	0	0.00	0	0.00	213,517	0.00
TOTAL - PS	0	0.00	0	0.00	0	0.00	213,517	0.00
TOTAL	0	0.00	0	0.00	0	0.00	213,517	0.00
GRAND TOTAL	\$12,915,359	192.02	\$15,717,987	194.00	\$15,717,987	194.00	\$15,931,504	194.00

CORE DECISION ITEM

Department: Economic Development	Budget Unit <u>42630C</u>
Division: Public Service Commission	
Core: Public Service Commission Regulatory	

1. CORE FINANCIAL SUMMARY

	FY 2017 Budget Request				FY 2017 Governor's Recommendation				
	GR	Federal	Other	Total	GR	Fed	Other	Total	
PS	0	0	10,675,717	10,675,717	PS	0	0	10,675,717	10,675,717
EE	0	0	5,032,270	5,032,270	EE	0	0	5,032,270	5,032,270
PSD	0	0	10,000	10,000	PSD	0	0	10,000	10,000
TRF	0	0	0	0	TRF	0	0	0	0
Total	0	0	15,717,987	15,717,987	Total	0	0	15,717,987	15,717,987
FTE	0.00	0.00	194.00	194.00	FTE	0.00	0.00	194.00	194.00

Est. Fringe	0	0	4,837,206	4,837,206
--------------------	---	---	-----------	-----------

Note: Fringes budgeted in House Bill 5 except for certain fringes budgeted directly to MoDOT, Highway Patrol, and Conservation.

Est. Fringe	0	0	4,837,206	4,837,206
--------------------	---	---	-----------	-----------

Note: Fringes budgeted in House Bill 5 except for certain fringes budgeted directly to MoDOT, Highway Patrol, and Conservation.

Other Funds: Public Service Commission Fund (0607)
Deaf Relay Srv & Equip Dist Fund (0559)

Other Funds: Public Service Commission Fund (0607)
Deaf Relay Srv & Equip Dist Fund (0559)

Notes:

Notes:

2. CORE DESCRIPTION

The Missouri Public Service Commission has the statutory responsibility of ensuring that consumers receive adequate amounts of safely delivered and reasonably priced utility services at rates that will provide the utility companies' shareholders the opportunity to earn a reasonable return on their investment. The Commission must balance a variety of often competing private interests to ensure the overall public interest. Much of the Commission's work is conducted through formal contested case hearings, similar to court proceedings. The primary statutory provisions governing the Commission are contained in Chapters 386, 392, and 393 RSMo. The Commission regulates the rates and practices of investor-owned local telephone, water, sewer, gas and electric companies. The Commission administers the state's deaf relay program, Relay Missouri, which allows speech or hearing impaired people to communicate with hearing people by using a communications assistant who "relays" the conversation to the other party. The Commission also issues video service authorizations to entities that meet statutory requirements and registers providers of Voice-Over-Internet (VoIP) communications service.

3. PROGRAM LISTING (list programs included in this core funding)

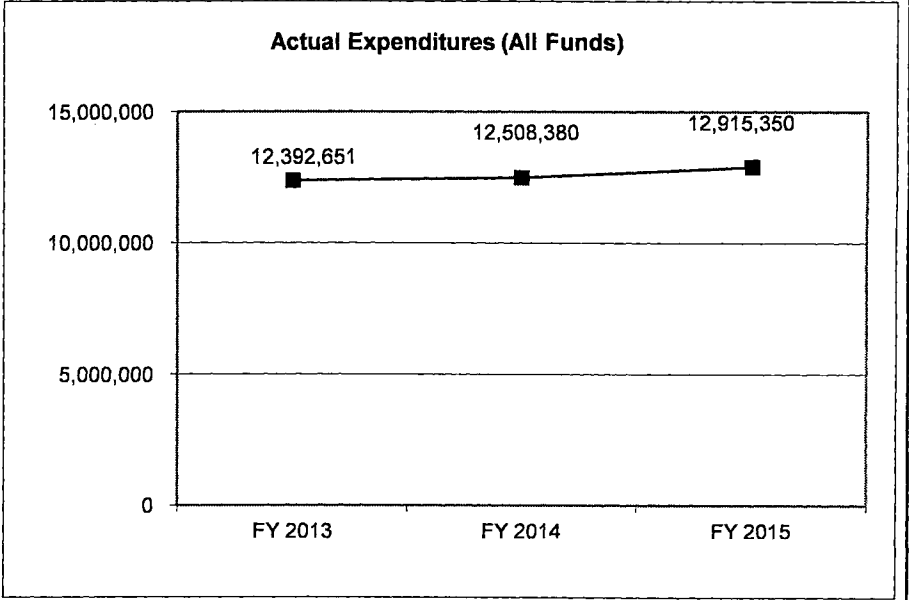
Public Service Commission (PSC) Regulatory Core, which includes PSC Administration, Deaf Relay Service, video service authorization and VoIP provider registration.

CORE DECISION ITEM

Department: Economic Development	Budget Unit 42630C
Division: Public Service Commission	
Core: Public Service Commission Regulatory	

4. FINANCIAL HISTORY

	<u>FY 2013</u> <u>Actual</u>	<u>FY 2014</u> <u>Actual</u>	<u>FY 2015</u> <u>Actual</u>	<u>FY 2016</u> <u>Current Yr.</u>
Appropriation (All Funds)	14,903,386	15,666,572	15,763,601	15,717,987
Less Reverted (All Funds)	0	0	0	0
Less Restricted (All Funds)	0	0	0	0
Budget Authority (All Funds)	14,903,386	15,666,572	15,763,601	15,717,987
Actual Expenditures (All Funds)	<u>12,392,651</u>	<u>12,508,380</u>	<u>12,915,350</u>	N/A
Unexpended (All Funds)	<u>2,510,735</u>	<u>3,158,192</u>	<u>2,848,251</u>	N/A
Unexpended, by Fund:				
General Revenue	0	0	0	N/A
Federal	0	57,785	42,135	N/A
Other	2,510,735	3,100,407	2,806,116	N/A



Reverted includes Governor's standard 3 percent reserve (when applicable).
 Restricted includes any extraordinary expenditure restriction (when applicable).

NOTES: Any appropriation lapse monies will remain in PSC Fund, not transferred to General Revenue, but obligated for next fiscal year's budget and used as a reduction of the PSC assessment to regulated utility companies per Chapter 386.370 RSMo. Lapsed monies are primarily due to employee turnover, vacancies, and various cost containment measures implemented within the agency.

CORE RECONCILIATION DETAIL

**DEPARTMENT OF ECONOMIC DEVELOPMENT
PUBLIC SERVICE COMMISSION**

5. CORE RECONCILIATION DETAIL

	Budget Class	FTE	GR	Federal	Other	Total	Explanation
TAFP AFTER VETOES							
	PS	194.00	0	0	10,675,717	10,675,717	
	EE	0.00	0	0	5,032,270	5,032,270	
	PD	0.00	0	0	10,000	10,000	
	Total	194.00	0	0	15,717,987	15,717,987	
DEPARTMENT CORE REQUEST							
	PS	194.00	0	0	10,675,717	10,675,717	
	EE	0.00	0	0	5,032,270	5,032,270	
	PD	0.00	0	0	10,000	10,000	
	Total	194.00	0	0	15,717,987	15,717,987	
GOVERNOR'S RECOMMENDED CORE							
	PS	194.00	0	0	10,675,717	10,675,717	
	EE	0.00	0	0	5,032,270	5,032,270	
	PD	0.00	0	0	10,000	10,000	
	Total	194.00	0	0	15,717,987	15,717,987	

FLEXIBILITY REQUEST FORM

BUDGET UNIT NUMBER:	DEPARTMENT: Economic Development
BUDGET UNIT NAME: 2203 Public Service Commission EE 0607 1428 Public Service Commission PS 0607	DIVISION: Public Service Commission

1. Provide the amount by fund of personal service flexibility and the amount by fund of expense and equipment flexibility you are requesting in dollar and percentage terms and explain why the flexibility is needed. If flexibility is being requested among divisions, provide the amount by fund of flexibility you are requesting in dollar and percentage terms and explain why the flexibility is needed.

DEPARTMENT REQUEST

The Public Service Commission is requesting 10% flexibility between the Personal Service and Expense and Equipment appropriations in fund 0607 (Public Service Commission Fund). This flexibility ensures that the Commission will have the ability to immediately address any identified operational needs due to increasing workloads.

Total PS - \$10,675,717 x 10% = \$1,067,572
Total EE - \$2,536,462 x 10% = \$253,646

2. Estimate how much flexibility will be used for the budget year. How much flexibility was used in the Prior Year Budget and the Current Year Budget? Please specify the amount.

PRIOR YEAR ACTUAL AMOUNT OF FLEXIBILITY USED	CURRENT YEAR ESTIMATED AMOUNT OF FLEXIBILITY THAT WILL BE USED	BUDGET REQUEST ESTIMATED AMOUNT OF FLEXIBILITY THAT WILL BE USED
\$0	Expenditures in PS and E&E will differ annually based on needs to cover operational expenses, address emergency and changing situations, etc.	Expenditures in PS an E&E will differ annually based on needs to cover operational expenses, address emergency and changing situations, etc.

3. Please explain how flexibility was used in the prior and/or current years.

PRIOR YEAR EXPLAIN ACTUAL USE	CURRENT YEAR EXPLAIN PLANNED USE
In FY2015 the Public Service Commission did not use any flexibility between the PS and E&E appropriations.	In FY2016, the Public Service Commission was appropriated 10% flexibility between the PS and E&E appropriations. This flexibility will ensure that the Commission will have the appropriate resources to respond to any increases in case related workloads and other unexpected regulatory demands.

DECISION ITEM DETAIL

Budget Unit	FY 2015	FY 2015	FY 2016	FY 2016	FY 2017	FY 2017	FY 2017	FY 2017
Decision Item	ACTUAL	ACTUAL	BUDGET	BUDGET	DEPT REQ	DEPT REQ	GOV REC	GOV REC
Budget Object Class	DOLLAR	FTE	DOLLAR	FTE	DOLLAR	FTE	DOLLAR	FTE
PUBLIC SERVICE COMMISSION								
CORE								
ADMIN OFFICE SUPPORT ASSISTANT	168,477	5.00	169,568	5.00	169,568	5.00	169,568	5.00
SR OFC SUPPORT ASST (STENO)	59,220	1.99	59,787	2.00	59,787	2.00	59,787	2.00
SR OFC SUPPORT ASST (KEYBRD)	119,189	3.99	120,044	4.00	120,044	4.00	120,044	4.00
OFFICE SERVICES ASST	32,453	1.00	32,618	1.00	32,618	1.00	32,618	1.00
INFORMATION TECHNOLOGIST III	30,913	0.77	0	0.00	0	0.00	0	0.00
INFORMATION TECHNOLOGIST IV	202,894	4.00	258,429	5.00	251,400	5.00	251,400	5.00
INFORMATION TECHNOLOGY SPEC I	146,422	2.56	175,691	3.00	169,560	3.00	169,560	3.00
INFORMATION TECHNOLOGY SPEC II	63,652	1.00	63,985	1.00	63,985	1.00	63,985	1.00
COMP INFO TECHNOLOGY MGR I	0	0.00	57	0.00	0	0.00	0	0.00
INFO TECHNOLOGY MANAGER	70,717	1.00	71,093	1.00	71,093	1.00	71,093	1.00
ACCOUNTANT I	31,273	1.00	30,848	1.00	33,180	1.00	33,180	1.00
ACCOUNTANT II	73,562	1.97	75,166	2.00	75,166	2.00	75,166	2.00
ACCOUNTANT III	92,500	2.00	92,986	2.00	92,986	2.00	92,986	2.00
PERSONNEL ANAL II	40,951	1.00	41,200	1.00	41,200	1.00	41,200	1.00
PUBLIC INFORMATION COOR	91,880	2.01	46,061	1.00	46,061	1.00	46,061	1.00
PUBLIC INFORMATION ADMSTR	57,432	1.00	57,729	1.00	57,729	1.00	57,729	1.00
EXECUTIVE II	37,347	1.00	37,542	1.00	37,542	1.00	37,542	1.00
PERSONNEL CLERK	32,666	1.00	33,389	1.00	33,389	1.00	33,389	1.00
LEGISLATIVE COORDINATOR	58,590	1.00	58,899	1.00	58,899	1.00	58,899	1.00
ADMINISTRATIVE ANAL III	46,679	1.00	46,932	1.00	46,932	1.00	46,932	1.00
CH UTILITY ECONOMIST	62,326	1.00	62,650	1.00	62,650	1.00	62,650	1.00
CONSUMER SERVICES SPEC I	86,122	2.59	36,235	1.00	68,256	2.00	68,256	2.00
CONSUMER SERVICES SPEC II	163,655	4.48	224,269	6.00	182,364	5.00	182,364	5.00
CONSUMER SERVICES COORDINATOR	80,433	2.00	126,688	3.00	131,496	3.00	131,496	3.00
UTILITY REGULATORY AUDITOR I	142,735	3.75	425	0.00	0	0.00	0	0.00
UTILITY REGULATORY AUDITOR II	204,120	5.03	158,033	4.00	0	0.00	0	0.00
UTILITY REGULATORY AUDITOR III	241,856	5.05	460,136	10.00	655,404	14.00	655,404	14.00
UTILITY REGULATORY AUDITOR IV	494,615	9.01	497,630	9.00	497,630	9.00	497,630	9.00
UTILITY REGULATORY AUDITOR V	392,653	6.02	393,582	6.00	393,582	6.00	393,582	6.00
REGULATORY ECONOMIST I	151	0.00	0	0.00	0	0.00	0	0.00
REGULATORY ECONOMIST II	222,895	4.69	238,360	5.00	246,420	5.00	246,420	5.00
REGULATORY ECONOMIST III	327,707	5.90	334,798	6.00	334,798	6.00	334,798	6.00

DECISION ITEM DETAIL

Budget Unit	FY 2015	FY 2015	FY 2016	FY 2016	FY 2017	FY 2017	FY 2017	FY 2017
Decision Item	ACTUAL	ACTUAL	BUDGET	BUDGET	DEPT REQ	DEPT REQ	GOV REC	GOV REC
Budget Object Class	DOLLAR	FTE	DOLLAR	FTE	DOLLAR	FTE	DOLLAR	FTE
PUBLIC SERVICE COMMISSION								
CORE								
MGR ECONOMIC ANALYSIS	66,363	1.00	66,719	1.00	66,719	1.00	66,719	1.00
UTILITY MANAGEMENT ANALYST II	30,965	0.78	39,650	1.00	39,650	1.00	39,650	1.00
UTILITY MANAGEMENT ANALYST III	214,420	3.93	220,377	4.00	209,952	4.00	209,952	4.00
UTILITY POLICY ANALYST I	221,451	4.86	229,666	5.00	229,666	5.00	229,666	5.00
UTILITY POLICY ANALYST II	227,835	3.92	235,477	4.00	235,477	4.00	235,477	4.00
UTILITY ENGINEERING SPEC I	26,833	0.55	297	0.00	0	0.00	0	0.00
UTILITY ENGINEERING SPEC II	272,132	5.26	311,279	6.00	311,279	6.00	311,279	6.00
UTILITY ENGINEERING SPEC III	470,153	8.29	509,971	9.00	398,316	7.00	398,316	7.00
UTILITY REGULATORY ENGINEER I	180,802	3.28	166,835	3.00	277,080	5.00	277,080	5.00
UTILITY REGULATORY ENGINEER II	185,809	3.00	186,773	3.00	186,773	3.00	186,773	3.00
UTILITY REGULATORY ENG SPV	214,082	3.00	215,228	3.00	215,228	3.00	215,228	3.00
UTILITY OPERATIONS TECH SPEC I	5,974	0.16	0	0.00	0	0.00	0	0.00
UTILITY OPERS TECH SPEC II	182,171	4.20	221,957	5.00	221,957	5.00	221,957	5.00
RATE & TARIFF EXAMINER II	76,822	1.91	80,759	2.00	80,759	2.00	80,759	2.00
RATE & TARIFF EXAMINER III	44,916	1.00	45,165	1.00	45,165	1.00	45,165	1.00
RATE & TARIFF EXAMINATION SPV	128,689	2.00	129,727	2.00	129,727	2.00	129,727	2.00
FISCAL & ADMINISTRATIVE MGR B1	0	0.00	48	0.00	0	0.00	0	0.00
HUMAN RESOURCES MGR B1	61,001	1.00	61,323	1.00	61,323	1.00	61,323	1.00
UTILITY REGULATORY MNGR, BAND1	59,795	1.00	60,123	1.00	60,123	1.00	60,123	1.00
UTILITY REGULATORY MNGR, BAND2	272,671	4.00	274,148	4.00	274,148	4.00	274,148	4.00
UTILITY REGULATORY MNGR, BAND3	220,158	3.00	221,400	3.00	221,400	3.00	221,400	3.00
DIVISION DIRECTOR	274,548	3.07	269,009	3.00	269,999	3.00	269,999	3.00
DESIGNATED PRINCIPAL ASST DIV	406,497	8.00	408,903	8.00	408,903	8.00	408,903	8.00
ADMINISTRATIVE ASSISTANT	203,931	4.96	207,092	5.00	207,092	5.00	207,092	5.00
ASSOCIATE COUNSEL	0	0.00	79	0.00	79	0.00	79	0.00
PROGRAM CONSULTANT	388,730	5.00	390,501	5.00	390,501	5.00	390,501	5.00
PARALEGAL	82,556	2.00	82,957	2.00	82,957	2.00	82,957	2.00
LEGAL COUNSEL	186,533	4.07	189,772	4.00	237,034	5.00	237,034	5.00
CHIEF COUNSEL	188,057	2.47	227,768	3.00	78,487	1.00	78,487	1.00
REGULATORY LAW JUDGE	400,007	6.00	402,138	6.00	402,138	6.00	402,138	6.00
COMMISSION MEMBER	424,214	4.00	426,499	4.00	426,499	4.00	426,499	4.00
COMMISSION CHAIRMAN	106,054	1.00	106,625	1.00	106,625	1.00	106,625	1.00

DECISION ITEM DETAIL

Budget Unit	FY 2015	FY 2015	FY 2016	FY 2016	FY 2017	FY 2017	FY 2017	FY 2017
Decision Item	ACTUAL	ACTUAL	BUDGET	BUDGET	DEPT REQ	DEPT REQ	GOV REC	GOV REC
Budget Object Class	DOLLAR	FTE	DOLLAR	FTE	DOLLAR	FTE	DOLLAR	FTE
PUBLIC SERVICE COMMISSION								
CORE								
STUDENT INTERN	4,573	0.15	0	0.00	0	0.00	0	0.00
SENIOR COUNSEL	197,630	3.15	247,619	4.00	189,792	3.00	189,792	3.00
DEPUTY COUNSEL	342,240	4.98	345,315	5.00	487,130	7.00	487,130	7.00
CLERK	3,732	0.13	0	0.00	0	0.00	0	0.00
MANAGING COUNSEL	89,318	1.00	89,688	1.00	90,000	1.00	90,000	1.00
MISCELLANEOUS TECHNICAL	8,667	0.17	0	0.00	0	0.00	0	0.00
MISCELLANEOUS PROFESSIONAL	59,642	1.69	0	0.00	0	0.00	0	0.00
2009 ARRA - 0	12,406	0.23	0	0.00	0	0.00	0	0.00
TOTAL - PS	10,418,462	192.02	10,675,717	194.00	10,675,717	194.00	10,675,717	194.00
TRAVEL, IN-STATE	141,718	0.00	120,428	0.00	145,528	0.00	145,528	0.00
TRAVEL, OUT-OF-STATE	90,975	0.00	85,000	0.00	85,000	0.00	85,000	0.00
SUPPLIES	283,381	0.00	290,000	0.00	290,000	0.00	290,000	0.00
PROFESSIONAL DEVELOPMENT	134,439	0.00	147,341	0.00	147,341	0.00	147,341	0.00
COMMUNICATION SERV & SUPP	142,196	0.00	215,780	0.00	215,780	0.00	215,780	0.00
PROFESSIONAL SERVICES	1,233,962	0.00	3,552,000	0.00	3,537,675	0.00	3,537,675	0.00
HOUSEKEEPING & JANITORIAL SERV	59	0.00	1,161	0.00	1,000	0.00	1,000	0.00
M&R SERVICES	186,769	0.00	320,000	0.00	300,000	0.00	300,000	0.00
COMPUTER EQUIPMENT	184,230	0.00	225,000	0.00	225,000	0.00	225,000	0.00
OFFICE EQUIPMENT	23,868	0.00	45,000	0.00	45,000	0.00	45,000	0.00
OTHER EQUIPMENT	14,165	0.00	5,000	0.00	5,000	0.00	5,000	0.00
PROPERTY & IMPROVEMENTS	0	0.00	714	0.00	200	0.00	200	0.00
BUILDING LEASE PAYMENTS	13,974	0.00	5,000	0.00	15,000	0.00	15,000	0.00
EQUIPMENT RENTALS & LEASES	14,433	0.00	4,346	0.00	4,246	0.00	4,246	0.00
MISCELLANEOUS EXPENSES	32,728	0.00	15,500	0.00	15,500	0.00	15,500	0.00
TOTAL - EE	2,496,897	0.00	5,032,270	0.00	5,032,270	0.00	5,032,270	0.00
REFUNDS	0	0.00	10,000	0.00	10,000	0.00	10,000	0.00
TOTAL - PD	0	0.00	10,000	0.00	10,000	0.00	10,000	0.00
GRAND TOTAL	\$12,915,359	192.02	\$15,717,987	194.00	\$15,717,987	194.00	\$15,717,987	194.00
GENERAL REVENUE	\$0	0.00	\$0	0.00	\$0	0.00	\$0	0.00
FEDERAL FUNDS	\$60,737	0.23	\$0	0.00	\$0	0.00	\$0	0.00
OTHER FUNDS	\$12,854,622	191.79	\$15,717,987	194.00	\$15,717,987	194.00	\$15,717,987	194.00

PROGRAM DESCRIPTION

Department: Economic Development
Program Name: PSC Regulatory Core
Program is found in the following core budget(s): Public Service Commission Regulatory

1. What does this program do?

The Missouri Public Service Commission (PSC) has the statutory responsibility of ensuring that consumers receive adequate amounts of safely delivered and reasonably priced utility services at rates that will provide the utility companies' shareholders the opportunity to earn a reasonable return on their investment. Much of the Commission's work is conducted through formal contested case hearings, similar to court proceedings. The Commission regulates the rates and practices of investor-owned local telephone, water, sewer, gas and electric companies. The PSC also administers the state's deaf relay program, Relay Missouri, which allows speech or hearing impaired people to communicate with hearing people by using a communications assistant who "relays" the conversation to the other party. In addition, the Commission regulates the manufacture and sale of new manufactured and modular homes, and the installation of those homes, issues video service authorizations to entities providing video programming and registers Voice-over-Internet (VoIP) communication providers.

2. What is the authorization for this program, i.e., federal or state statute, etc.? (Include the federal program number, if applicable.)

Chapters 386, 392, 393 RSMo

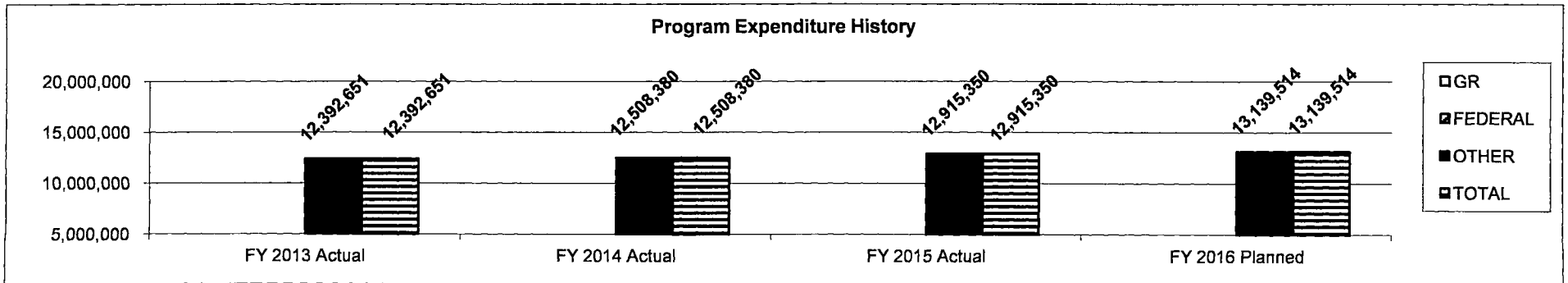
3. Are there federal matching requirements? If yes, please explain.

No

4. Is this a federally mandated program? If yes, please explain.

No

5. Provide actual expenditures for the prior three fiscal years and planned expenditures for the current fiscal year.



6. What are the sources of the "Other " funds?

PSC Fund (0607) and Deaf Relay Services & Equipment Distribution Fund (0559)

PROGRAM DESCRIPTION

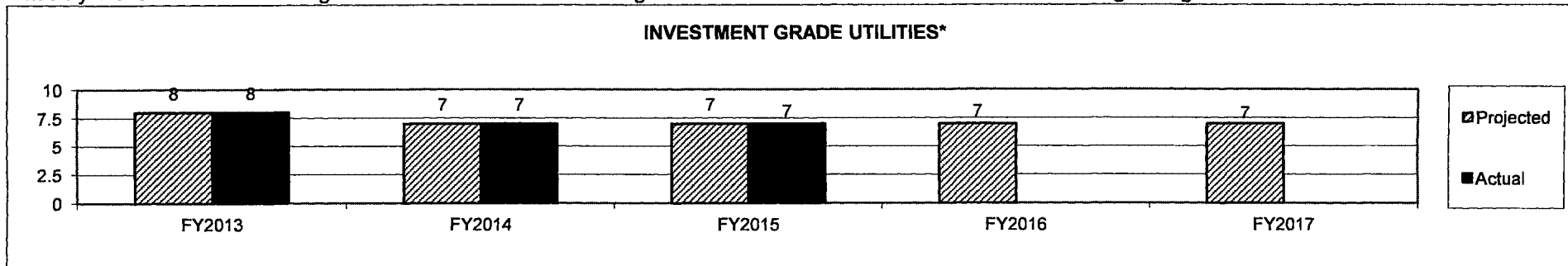
Department: Economic Development

Program Name: PSC Regulatory Core

Program is found in the following core budget(s): Public Service Commission Regulatory

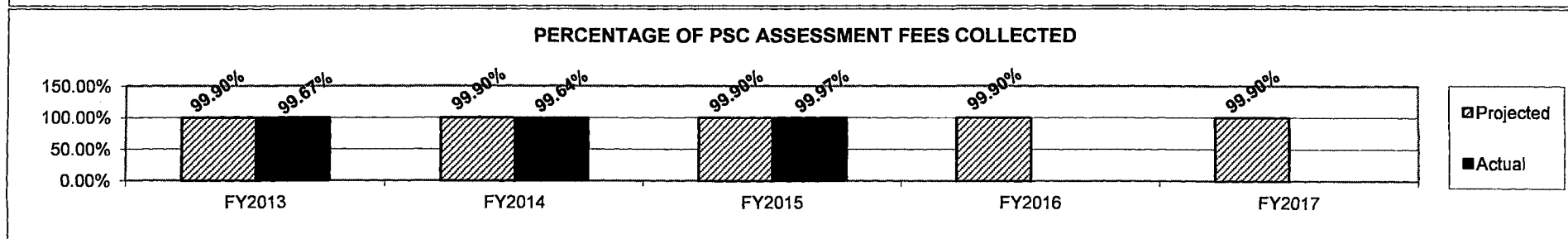
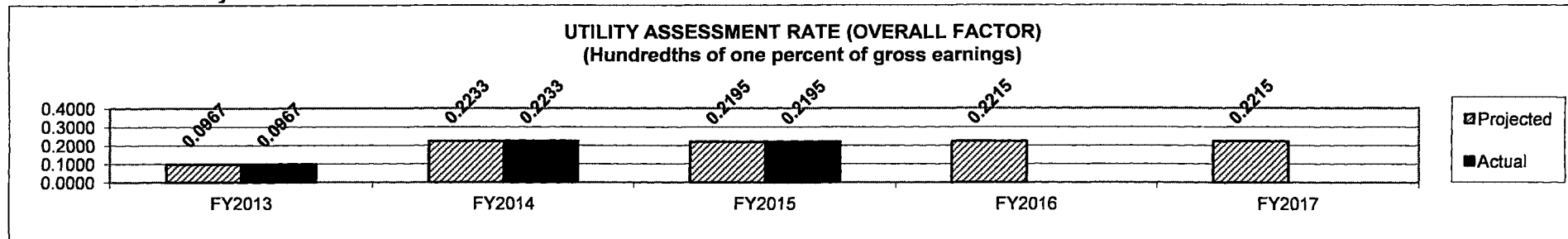
7a. Provide an effectiveness measure.

Number of regulated utilities that are investment grade. "Investment grade utility" means the utility offers debt issuances on the open market and is rated by 1 of the 3 national rating institutions with an investment grade score such as 'AAA' or 'BBB'. Missouri's largest regulated utilities are so-classified.



*Total Missouri customers served by the market-traded investment grade utilities which have credit ratings established by the National Rating Institute is approximately 3,500,000. Some Missouri customers may use the services of up to three of the investment grade utilities at one time.

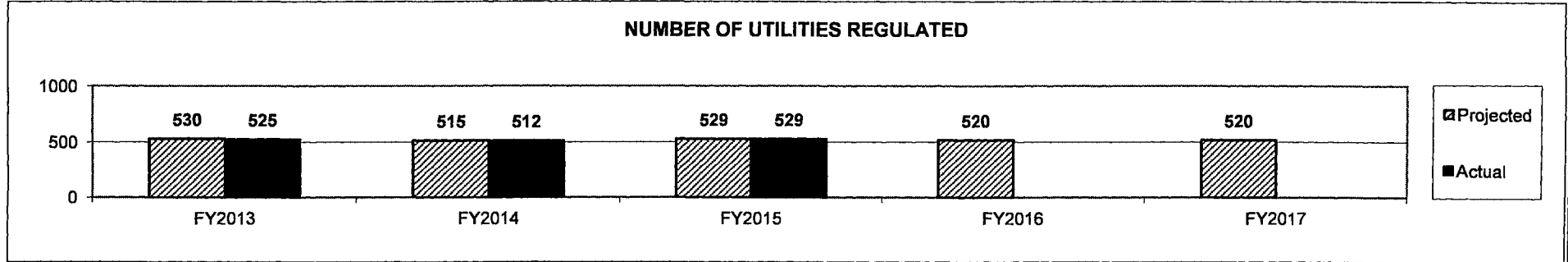
7b. Provide an efficiency measure.



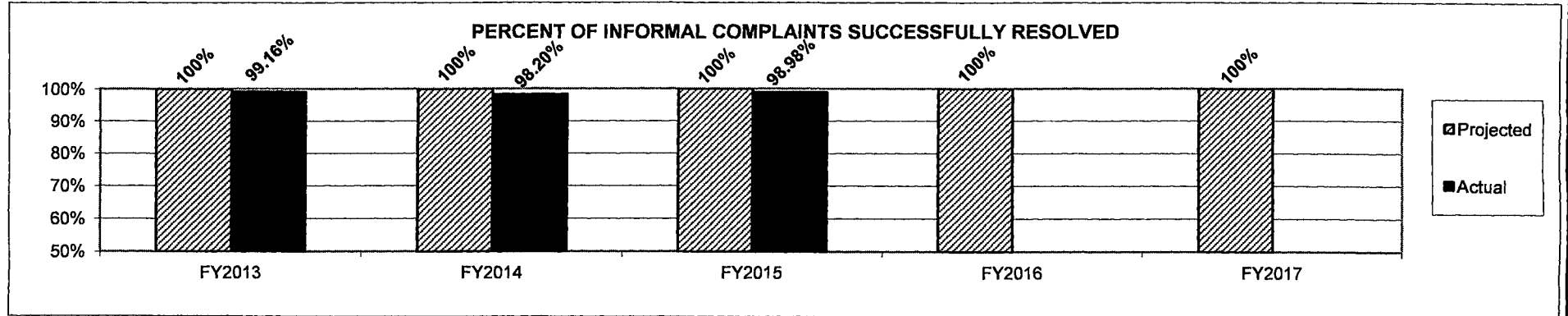
PROGRAM DESCRIPTION

Department: Economic Development
Program Name: PSC Regulatory Core
Program is found in the following core budget(s): Public Service Commission Regulatory

7c. Provide the number of clients/individuals served, if applicable.



7d. Provide a customer satisfaction measure, if available.



BRASS REPORT 9

DECISION ITEM SUMMARY

Budget Unit								
Decision Item	FY 2015	FY 2015	FY 2016	FY 2016	FY 2017	FY 2017	FY 2017	FY 2017
Budget Object Summary	ACTUAL	ACTUAL	BUDGET	BUDGET	DEPT REQ	DEPT REQ	GOV REC	GOV REC
Fund	DOLLAR	FTE	DOLLAR	FTE	DOLLAR	FTE	DOLLAR	FTE
MANUFACTURED HOUSING								
CORE								
PERSONAL SERVICES								
MANUFACTURED HOUSING FUND	269,922	6.96	351,714	8.00	351,714	8.00	351,714	8.00
TOTAL - PS	269,922	6.96	351,714	8.00	351,714	8.00	351,714	8.00
EXPENSE & EQUIPMENT								
MANUFACTURED HOUSING FUND	96,785	0.00	354,466	0.00	354,466	0.00	354,466	0.00
TOTAL - EE	96,785	0.00	354,466	0.00	354,466	0.00	354,466	0.00
PROGRAM-SPECIFIC								
MANUFACTURED HOUSING FUND	3,754	0.00	30,000	0.00	30,000	0.00	30,000	0.00
MANUFACTURED HOUS CONS RECOVERY	0	0.00	192,000	0.00	192,000	0.00	192,000	0.00
TOTAL - PD	3,754	0.00	222,000	0.00	222,000	0.00	222,000	0.00
TOTAL	370,461	6.96	928,180	8.00	928,180	8.00	928,180	8.00
Pay Plan - 0000012								
PERSONAL SERVICES								
MANUFACTURED HOUSING FUND	0	0.00	0	0.00	0	0.00	7,034	0.00
TOTAL - PS	0	0.00	0	0.00	0	0.00	7,034	0.00
TOTAL	0	0.00	0	0.00	0	0.00	7,034	0.00
GRAND TOTAL	\$370,461	6.96	\$928,180	8.00	\$928,180	8.00	\$935,214	8.00

CORE DECISION ITEM

Department: Economic Development	Budget Unit <u>42480C</u>
Division: Public Service Commission-Manufactured Housing	
Core: Manufactured Housing	

1. CORE FINANCIAL SUMMARY

	FY 2017 Budget Request			
	GR	Federal	Other	Total
PS	0	0	351,714	351,714
EE	0	0	354,466	354,466
PSD	0	0	222,000	222,000
TRF	0	0	0	0
Total	<u>0</u>	<u>0</u>	<u>928,180</u>	<u>928,180</u>
FTE	0.00	0.00	8.00	8.00

	FY 2017 Governor's Recommendation			
	GR	Fed	Other	Total
PS	0	0	351,714	351,714
EE	0	0	354,466	354,466
PSD	0	0	222,000	222,000
TRF	0	0	0	0
Total	<u>0</u>	<u>0</u>	<u>928,180</u>	<u>928,180</u>
FTE	0.00	0.00	8.00	8.00

Est. Fringe	0	0	175,288	175,288
--------------------	---	---	---------	---------

Note: Fringes budgeted in House Bill 5 except for certain fringes budgeted directly to MoDOT, Highway Patrol, and Conservation.

Est. Fringe	0	0	175,288	175,288
--------------------	---	---	---------	---------

Note: Fringes budgeted in House Bill 5 except for certain fringes budgeted directly to MoDOT, Highway Patrol, and Conservation.

Other Funds: Manufactured Housing Fund (0582)
Consumer Recovery Fund (0909)

Other Funds: Manufactured Housing Fund (0582)
Consumer Recovery Fund (0909)

Notes:

Notes:

2. CORE DESCRIPTION

The Manufactured Housing Department, housed within the Public Service Commission, is required by statute (Section 700.010 - 700.692 RSMo) to: 1) annually register manufacturers and dealers of manufactured homes and modular units, and new manufactured home installers; 2) prescribe and enforce uniform construction standards for manufactured homes and modular units sold in the State of Missouri; 3) enforce manufactured home set up and tie-down requirements; and 4) to administer the Consumer Recovery Fund established pursuant to SB 788. The Manufactured Housing Program acts as the State Administrative Agency (SAA) to the Federal Housing and Urban Development's Manufactured Housing Program in an effort to assure safe and affordable housing for consumers with emphasis on safety. The SAA provides this assurance by responding to consumer complaints, conducting manufactured home inspections and performing dealer lot inspections and manufacturing plant record reviews. It also provides installer and inspector training. These functions directly increase the number of manufactured homes that are code compliant and installed correctly, in addition to providing consumers with safe and adequate housing. The Program also enforces similar policies for the modular unit industry.

CORE DECISION ITEM

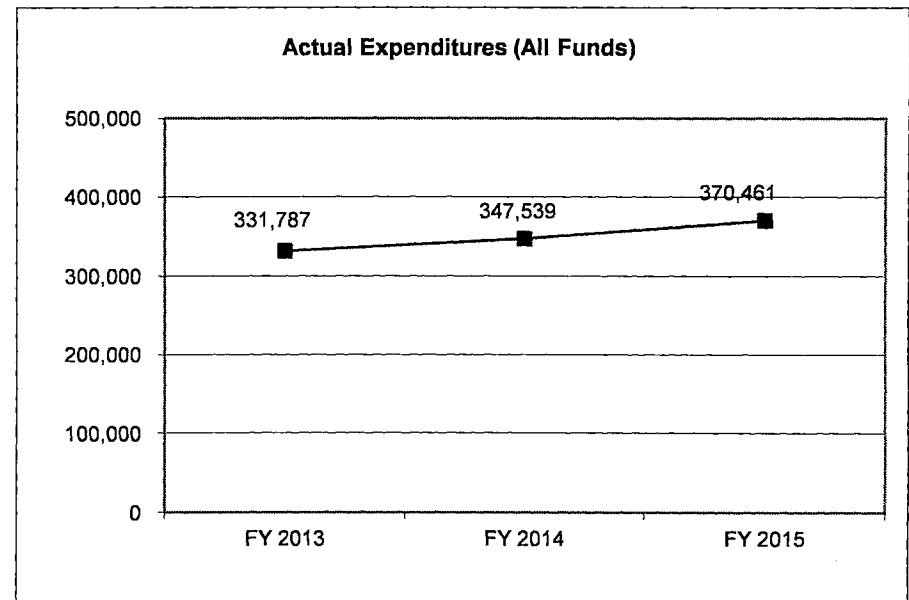
Department:	Economic Development	Budget Unit	42480C
Division:	Public Service Commission-Manufactured Housing		
Core:	Manufactured Housing		

3. PROGRAM LISTING (list programs included in this core funding)

Manufactured Housing Program

4. FINANCIAL HISTORY

	FY 2013 Actual	FY 2014 Actual	FY 2015 Actual	FY 2016 Current Yr.
Appropriation (All Funds)	711,244	691,178	926,294	928,180
Less Reverted (All Funds)	0	0	0	0
Less Restricted (All Funds)	0	0	0	0
Budget Authority (All Funds)	711,244	691,178	926,294	928,180
Actual Expenditures (All Funds)	331,787	347,539	370,461	N/A
Unexpended (All Funds)	379,457	343,639	555,833	N/A
Unexpended, by Fund:				
General Revenue	0	0	0	N/A
Federal	0	0	0	N/A
Other	379,457	343,639	555,833	N/A



Reverted includes Governor's standard 3 percent reserve (when applicable).

Restricted includes any extraordinary expenditure restriction (when applicable).

NOTES: For the Manufactured Housing Fund, annual lapse funds do not revert to General Revenue, but remain as a portion of fund balance and are used to operate the program. The transfer of a biennial lapse to the General Revenue fund is permitted under Chapter 700.040.3 RSMo if the fund amount exceeds two times the appropriation of the prior fiscal year. Lapsed monies are primarily due to various containment measures implemented within the Manufactured Housing Department.

CORE RECONCILIATION DETAIL

**DEPARTMENT OF ECONOMIC DEVELOPMENT
MANUFACTURED HOUSING**

5. CORE RECONCILIATION DETAIL

	Budget Class	FTE	GR	Federal	Other	Total	Explanation
TAFP AFTER VETOES							
	PS	8.00	0	0	351,714	351,714	
	EE	0.00	0	0	354,466	354,466	
	PD	0.00	0	0	222,000	222,000	
	Total	8.00	0	0	928,180	928,180	
DEPARTMENT CORE REQUEST							
	PS	8.00	0	0	351,714	351,714	
	EE	0.00	0	0	354,466	354,466	
	PD	0.00	0	0	222,000	222,000	
	Total	8.00	0	0	928,180	928,180	
GOVERNOR'S RECOMMENDED CORE							
	PS	8.00	0	0	351,714	351,714	
	EE	0.00	0	0	354,466	354,466	
	PD	0.00	0	0	222,000	222,000	
	Total	8.00	0	0	928,180	928,180	

DECISION ITEM DETAIL

Budget Unit	FY 2015	FY 2015	FY 2016	FY 2016	FY 2017	FY 2017	FY 2017	FY 2017
Decision Item	ACTUAL	ACTUAL	BUDGET	BUDGET	DEPT REQ	DEPT REQ	GOV REC	GOV REC
Budget Object Class	DOLLAR	FTE	DOLLAR	FTE	DOLLAR	FTE	DOLLAR	FTE
MANUFACTURED HOUSING								
CORE								
ADMIN OFFICE SUPPORT ASSISTANT	33,005	1.00	33,195	1.00	33,195	1.00	33,195	1.00
SR OFC SUPPORT ASST (KEYBRD)	23,793	0.80	29,909	1.00	29,909	1.00	29,909	1.00
MANUFACTURED HSNQ INSP II	102,167	2.85	188,524	4.00	188,524	4.00	188,524	4.00
MANUFACTURED HSNQ INSP SUPV	59,179	1.37	44,654	1.00	44,654	1.00	44,654	1.00
UTILITY REGULATORY MNGR, BAND2	51,778	0.94	55,432	1.00	55,432	1.00	55,432	1.00
TOTAL - PS	269,922	6.96	351,714	8.00	351,714	8.00	351,714	8.00
TRAVEL, IN-STATE	7,056	0.00	10,000	0.00	10,000	0.00	10,000	0.00
TRAVEL, OUT-OF-STATE	0	0.00	2,000	0.00	2,000	0.00	2,000	0.00
SUPPLIES	19,942	0.00	25,000	0.00	25,000	0.00	25,000	0.00
PROFESSIONAL DEVELOPMENT	2,465	0.00	6,746	0.00	6,746	0.00	6,746	0.00
COMMUNICATION SERV & SUPP	7,556	0.00	20,000	0.00	20,000	0.00	20,000	0.00
PROFESSIONAL SERVICES	2,269	0.00	8,948	0.00	8,948	0.00	8,948	0.00
HOUSEKEEPING & JANITORIAL SERV	0	0.00	500	0.00	500	0.00	500	0.00
M&R SERVICES	16,443	0.00	68,000	0.00	68,000	0.00	68,000	0.00
COMPUTER EQUIPMENT	389	0.00	205,000	0.00	205,000	0.00	205,000	0.00
MOTORIZED EQUIPMENT	40,161	0.00	0	0.00	0	0.00	0	0.00
OFFICE EQUIPMENT	112	0.00	1,765	0.00	1,765	0.00	1,765	0.00
OTHER EQUIPMENT	44	0.00	3,000	0.00	3,000	0.00	3,000	0.00
PROPERTY & IMPROVEMENTS	0	0.00	1	0.00	1	0.00	1	0.00
BUILDING LEASE PAYMENTS	0	0.00	1	0.00	1	0.00	1	0.00
EQUIPMENT RENTALS & LEASES	0	0.00	2,000	0.00	2,000	0.00	2,000	0.00
MISCELLANEOUS EXPENSES	348	0.00	1,505	0.00	1,505	0.00	1,505	0.00
TOTAL - EE	96,785	0.00	354,466	0.00	354,466	0.00	354,466	0.00
PROGRAM DISTRIBUTIONS	3,629	0.00	212,000	0.00	212,000	0.00	212,000	0.00
REFUNDS	125	0.00	10,000	0.00	10,000	0.00	10,000	0.00
TOTAL - PD	3,754	0.00	222,000	0.00	222,000	0.00	222,000	0.00
GRAND TOTAL	\$370,461	6.96	\$928,180	8.00	\$928,180	8.00	\$928,180	8.00
GENERAL REVENUE	\$0	0.00	\$0	0.00	\$0	0.00	\$0	0.00
FEDERAL FUNDS	\$0	0.00	\$0	0.00	\$0	0.00	\$0	0.00
OTHER FUNDS	\$370,461	6.96	\$928,180	8.00	\$928,180	8.00	\$928,180	8.00

PROGRAM DESCRIPTION

Department: Economic Development
Program Name: Manufactured Housing Program
Program is found in the following core budget(s): Manufactured Housing

1. What does this program do?

The Manufactured Housing Department, housed within the Public Service Commission, is required by statute (Section 700.010 - 700.692 RSMo) to annually register manufacturers and dealers and installers of new manufactured homes and modular units; prescribe and enforce uniform construction standards for manufactured homes and modular units sold in State of Missouri; and enforce manufactured home set up, tie-down requirements and administer the Consumer Recovery Fund pursuant to SB 788.

2. What is the authorization for this program, i.e., federal or state statute, etc.? (Include the federal program number, if applicable.)

Chapter 700, Sections 700.010 - 700.692 RSMo

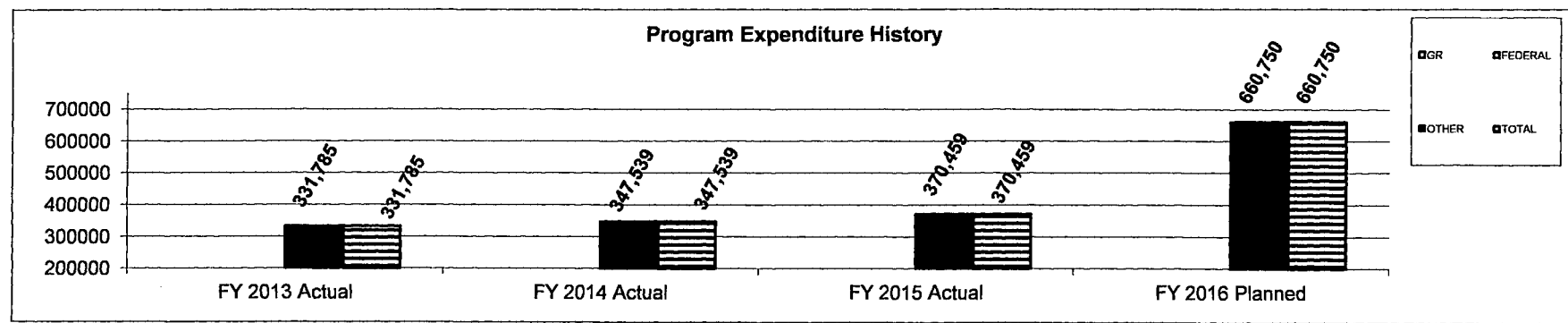
3. Are there federal matching requirements? If yes, please explain.

No

4. Is this a federally mandated program? If yes, please explain.

No

5. Provide actual expenditures for the prior three fiscal years and planned expenditures for the current fiscal year.



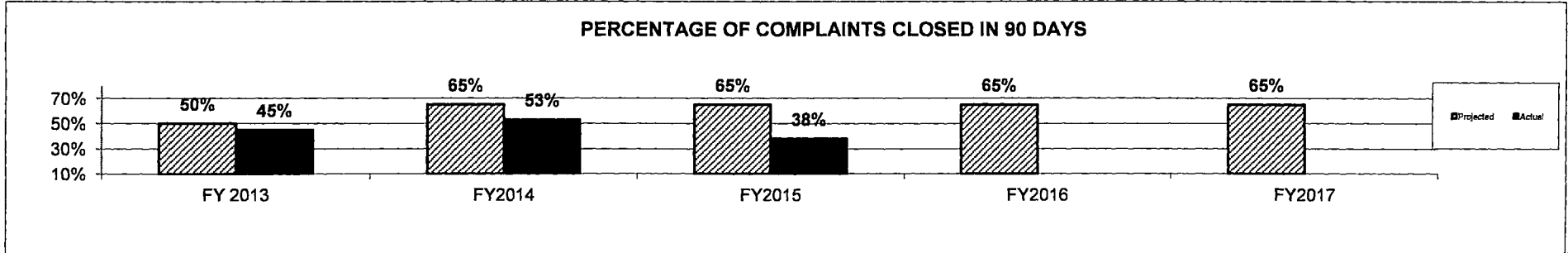
6. What are the sources of the "Other " funds?

Manufactured Housing Fund (0582)

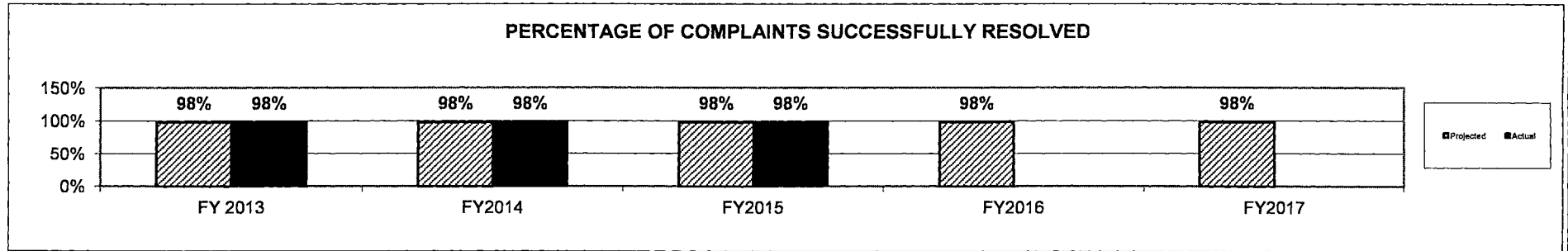
PROGRAM DESCRIPTION

Department: Economic Development
Program Name: Manufactured Housing Program
Program is found in the following core budget(s): Manufactured Housing


7a. Provide an effectiveness measure.



7b. Provide an efficiency measure.



7c. Provide the number of clients/individuals served, if applicable.



7d. Provide a customer satisfaction measure, if available.

N/A

BRASS REPORT 9

DECISION ITEM SUMMARY

Budget Unit								
Decision Item	FY 2015	FY 2015	FY 2016	FY 2016	FY 2017	FY 2017	FY 2017	FY 2017
Budget Object Summary	ACTUAL	ACTUAL	BUDGET	BUDGET	DEPT REQ	DEPT REQ	GOV REC	GOV REC
Fund	DOLLAR	FTE	DOLLAR	FTE	DOLLAR	FTE	DOLLAR	FTE
MANUF HOUSING CONSUMER RC TRF								
CORE								
FUND TRANSFERS								
MANUFACTURED HOUSING FUND	0	0.00	192,000	0.00	192,000	0.00	192,000	0.00
TOTAL - TRF	0	0.00	192,000	0.00	192,000	0.00	192,000	0.00
TOTAL	0	0.00	192,000	0.00	192,000	0.00	192,000	0.00
GRAND TOTAL	\$0	0.00	\$192,000	0.00	\$192,000	0.00	\$192,000	0.00

CORE DECISION ITEM

Department: Economic Development	Budget Unit 42486C
Division: Public Service Commission-Manufactured Housing	
Core: Manufactured Housing Consumer Transfer	

1. CORE FINANCIAL SUMMARY

	FY 2017 Budget Request					FY 2017 Governor's Recommendation			
	GR	Federal	Other	Total		GR	Fed	Other	Total
PS	0	0	0	0	PS	0	0	0	0
EE	0	0	0	0	EE	0	0	0	0
PSD	0	0	0	0	PSD	0	0	0	0
TRF	0	0	192,000	192,000	TRF	0	0	192,000	192,000
Total	0	0	192,000	192,000	Total	0	0	192,000	192,000
FTE	0.00	0.00	0.00	0.00	FTE	0.00	0.00	0.00	0.00

Est. Fringe	0	0	0	0
--------------------	---	---	---	---

Note: Fringes budgeted in House Bill 5 except for certain fringes budgeted directly to MoDOT, Highway Patrol, and Conservation.

Est. Fringe	0	0	0	0
--------------------	---	---	---	---

Note: Fringes budgeted in House Bill 5 except for certain fringes budgeted directly to MoDOT, Highway Patrol, and Conservation.

Other Funds: Manufactured Housing Fund (0582)

Other Funds: Manufactured Housing Fund (0582)

Notes: Establishes the transfer authority from the Manufactured Housing Fund into the Manufactured Housing Consumer Recovery Fund pursuant to SB 788.

Notes: Establishes the transfer authority from the Manufactured Housing Fund into the Manufactured Housing Consumer Recovery Fund pursuant to SB 788.

2. CORE DESCRIPTION

The Manufactured Housing Consumer Recovery Fund was created in SCS SB 788, signed by the Governor on July 10, 2008. It became effective August 28, 2008. Section 700.041 establishes the "Manufactured Housing Customer Recovery Fund" for the purposes of paying consumer claims pursuant to the procedures the PSC promulgates by rule. (See 4 CSR 240-126.010 and 4 CSR 240-126.020.) The law provides that no claims shall be considered by the commission before all other legal remedies have been exhausted.

Without a fund transfer from the Manufactured Housing Fund, the Recovery Fund cannot be used for its statutory purpose.

CORE DECISION ITEM

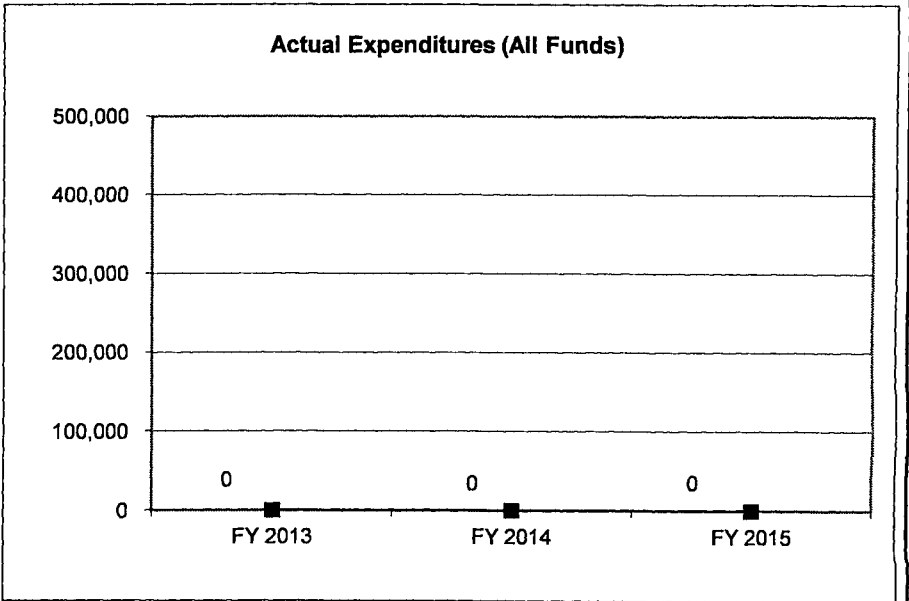
Department:	Economic Development	Budget Unit	42486C
Division:	Public Service Commission-Manufactured Housing		
Core:	Manufactured Housing Consumer Transfer		

3. PROGRAM LISTING (list programs included in this core funding)

Manufactured Housing Program

4. FINANCIAL HISTORY

	<u>FY 2013</u> <u>Actual</u>	<u>FY 2014</u> <u>Actual</u>	<u>FY 2015</u> <u>Actual</u>	<u>FY 2016</u> <u>Current Yr.</u>
Appropriation (All Funds)	192,000	192,000	192,000	192,000
Less Reverted (All Funds)	0	0	0	0
Less Restricted (All Funds)	0	0	0	0
Budget Authority (All Funds)	192,000	192,000	192,000	192,000
Actual Expenditures (All Funds)	0	0	0	N/A
Unexpended (All Funds)	192,000	192,000	192,000	N/A
Unexpended, by Fund:				
General Revenue	0	0	0	N/A
Federal	0	0	0	N/A
Other	192,000	192,000	192,000	N/A



Reverted includes Governor's standard 3 percent reserve (when applicable).
 Restricted includes any extraordinary expenditure restriction (when applicable).

NOTES:

CORE RECONCILIATION DETAIL

**DEPARTMENT OF ECONOMIC DEVELOPMENT
MANUF HOUSING CONSUMER RC TRF**

5. CORE RECONCILIATION DETAIL

	Budget Class	FTE	GR	Federal	Other	Total	Explanation
TAFP AFTER VETOES							
	TRF	0.00	0	0	192,000	192,000	
	Total	0.00	0	0	192,000	192,000	
DEPARTMENT CORE REQUEST							
	TRF	0.00	0	0	192,000	192,000	
	Total	0.00	0	0	192,000	192,000	
GOVERNOR'S RECOMMENDED CORE							
	TRF	0.00	0	0	192,000	192,000	
	Total	0.00	0	0	192,000	192,000	

DECISION ITEM DETAIL

Budget Unit	FY 2015	FY 2015	FY 2016	FY 2016	FY 2017	FY 2017	FY 2017	FY 2017
Decision Item	ACTUAL	ACTUAL	BUDGET	BUDGET	DEPT REQ	DEPT REQ	GOV REC	GOV REC
Budget Object Class	DOLLAR	FTE	DOLLAR	FTE	DOLLAR	FTE	DOLLAR	FTE
MANUF HOUSING CONSUMER RC TRF								
CORE								
TRANSFERS OUT	0	0.00	192,000	0.00	192,000	0.00	192,000	0.00
TOTAL - TRF	0	0.00	192,000	0.00	192,000	0.00	192,000	0.00
GRAND TOTAL	\$0	0.00	\$192,000	0.00	\$192,000	0.00	\$192,000	0.00
GENERAL REVENUE	\$0	0.00	\$0	0.00	\$0	0.00	\$0	0.00
FEDERAL FUNDS	\$0	0.00	\$0	0.00	\$0	0.00	\$0	0.00
OTHER FUNDS	\$0	0.00	\$192,000	0.00	\$192,000	0.00	\$192,000	0.00

PROGRAM DESCRIPTION

Department: Economic Development
Program Name: Manufactured Housing Program
Program is found in the following core budget(s): Manufactured Housing Program, Manufactured Housing Recovery Fund Transfer

1. What does this program do?

The Manufactured Housing Consumer Recovery Fund was created in SCS SB 788, signed by the Governor on July 10, 2008. It became effective August 28, 2008. Section 700.041 establishes the "Manufactured Housing Customer Recovery Fund" for the purposes of paying consumer claims pursuant to the procedures the PSC promulgates by rule. (See 4 CSR 240-126.010 and 4 CSR 240-126.020.) The law provides that no claims shall be considered by the commission before all other legal remedies have been exhausted.

Without a fund transfer from the Manufactured Housing Fund, the Recovery Fund cannot be used for its statutory purpose.

2. What is the authorization for this program, i.e., federal or state statute, etc.? (Include the federal program number, if applicable.)

Chapter 700, Sections 700.041 RSMo


3. Are there federal matching requirements? If yes, please explain.

No

4. Is this a federally mandated program? If yes, please explain.

No

5. Provide actual expenditures for the prior three fiscal years and planned expenditures for the current fiscal year.



6. What are the sources of the "Other " funds?

Manufactured Housing Fund (0582)

PROGRAM DESCRIPTION

Department: Economic Development

Program Name: Manufactured Housing Program

Program is found in the following core budget(s): Manufactured Housing Program, Manufactured Housing Recovery Fund Transfer

7a. Provide an effectiveness measure.

This is a Manufactured Housing Fund transfer to the Consumer Recovery Fund. Please refer to the Program Description for the **Manufactured Housing Program**.

7b. Provide an efficiency measure.

This is a Manufactured Housing Fund transfer to the Consumer Recovery Fund. Please refer to the Program Description for the **Manufactured Housing Program**.

7c. Provide the number of clients/individuals served, if applicable.

This is a Manufactured Housing Fund transfer to the Consumer Recovery Fund. Please refer to the Program Description for the **Manufactured Housing Program**.

7d. Provide a customer satisfaction measure, if available.

This is a Manufactured Housing Fund transfer to the Consumer Recovery Fund. Please refer to the Program Description for the **Manufactured Housing Program**.

BRASS REPORT 9

DECISION ITEM SUMMARY

Budget Unit									
Decision Item	FY 2015	FY 2015	FY 2016	FY 2016	FY 2017	FY 2017	FY 2017	FY 2017	FY 2017
Budget Object Summary	ACTUAL	ACTUAL	BUDGET	BUDGET	DEPT REQ	DEPT REQ	GOV REC	GOV REC	GOV REC
Fund	DOLLAR	FTE	DOLLAR	FTE	DOLLAR	FTE	DOLLAR	FTE	FTE
ADMINISTRATIVE SERVICES									
CORE									
PERSONAL SERVICES									
GENERAL REVENUE	321,840	5.62	410,553	10.00	410,553	10.00	410,553	10.00	10.00
DED-ED PRO-CDBG-ADMINISTRATION	21,977	0.50	47,889	1.00	47,889	1.00	47,889	1.00	1.00
DIV JOB DEVELOPMENT & TRAINING	695,918	13.29	1,058,763	18.11	1,058,763	18.11	1,058,763	18.11	18.11
DED ADMINISTRATIVE	637,143	10.64	791,483	9.20	791,483	9.20	791,483	9.20	9.20
TOTAL - PS	1,676,878	30.05	2,308,688	38.31	2,308,688	38.31	2,308,688	38.31	38.31
EXPENSE & EQUIPMENT									
GENERAL REVENUE	50,006	0.00	54,309	0.00	54,309	0.00	54,309	0.00	0.00
DED-ED PRO-CDBG-ADMINISTRATION	270	0.00	1,777	0.00	1,777	0.00	1,777	0.00	0.00
DIV JOB DEVELOPMENT & TRAINING	62,783	0.00	420,691	0.00	420,691	0.00	420,691	0.00	0.00
DED ADMINISTRATIVE	135,997	0.00	347,172	0.00	347,172	0.00	347,172	0.00	0.00
TOTAL - EE	249,056	0.00	823,949	0.00	823,949	0.00	823,949	0.00	0.00
PROGRAM-SPECIFIC									
DED ADMINISTRATIVE	0	0.00	12,001	0.00	12,001	0.00	12,001	0.00	0.00
TOTAL - PD	0	0.00	12,001	0.00	12,001	0.00	12,001	0.00	0.00
TOTAL	1,925,934	30.05	3,144,638	38.31	3,144,638	38.31	3,144,638	38.31	38.31
Pay Plan - 0000012									
PERSONAL SERVICES									
GENERAL REVENUE	0	0.00	0	0.00	0	0.00	8,211	0.00	0.00
DED-ED PRO-CDBG-ADMINISTRATION	0	0.00	0	0.00	0	0.00	957	0.00	0.00
DIV JOB DEVELOPMENT & TRAINING	0	0.00	0	0.00	0	0.00	21,177	0.00	0.00
DED ADMINISTRATIVE	0	0.00	0	0.00	0	0.00	15,827	0.00	0.00
TOTAL - PS	0	0.00	0	0.00	0	0.00	46,172	0.00	0.00
TOTAL	0	0.00	0	0.00	0	0.00	46,172	0.00	0.00
Women's Council - 1419001									
PERSONAL SERVICES									
GENERAL REVENUE	0	0.00	0	0.00	59,136	1.00	0	0.00	0.00
TOTAL - PS	0	0.00	0	0.00	59,136	1.00	0	0.00	0.00

1/21/16 14:06

im_disummary

BRASS REPORT 9

DECISION ITEM SUMMARY

Budget Unit								
Decision Item	FY 2015	FY 2015	FY 2016	FY 2016	FY 2017	FY 2017	FY 2017	FY 2017
Budget Object Summary	ACTUAL	ACTUAL	BUDGET	BUDGET	DEPT REQ	DEPT REQ	GOV REC	GOV REC
Fund	DOLLAR	FTE	DOLLAR	FTE	DOLLAR	FTE	DOLLAR	FTE
ADMINISTRATIVE SERVICES								
Women's Council - 1419001								
EXPENSE & EQUIPMENT								
GENERAL REVENUE	0	0.00	0	0.00	13,134	0.00	0	0.00
TOTAL - EE	0	0.00	0	0.00	13,134	0.00	0	0.00
TOTAL	0	0.00	0	0.00	72,270	1.00	0	0.00
GRAND TOTAL	\$1,925,934	30.05	\$3,144,638	38.31	\$3,216,908	39.31	\$3,190,810	38.31

CORE DECISION ITEM

Department: Economic Development	Budget Unit 41910C
Division: Administrative Services	
Core: Administrative Services	

1. CORE FINANCIAL SUMMARY

	FY 2017 Budget Request					FY 2017 Governor's Recommendation			
	GR	Federal	Other	Total		GR	Fed	Other	Total
PS	410,553	1,106,652	791,483	2,308,688	PS	410,553	1,106,652	791,483	2,308,688
EE	54,309	422,468	347,172	823,949	EE	54,309	422,468	347,172	823,949
PSD	0	0	12,001	12,001	PSD	0	0	12,001	12,001
TRF	0	0	0	0	TRF	0	0	0	0
Total	464,862	1,529,120	1,150,656	3,144,638	Total	464,862	1,529,120	1,150,656	3,144,638
FTE	10.00	19.11	9.20	38.31	FTE	10.00	19.11	9.20	38.31

Est. Fringe	211,163	491,526	307,313	1,010,003
--------------------	---------	---------	---------	-----------

Note: Fringes budgeted in House Bill 5 except for certain fringes budgeted directly to MoDOT, Highway Patrol, and Conservation.

Est. Fringe	211,163	491,526	307,313	1,010,003
--------------------	---------	---------	---------	-----------

Note: Fringes budgeted in House Bill 5 except for certain fringes budgeted directly to MoDOT, Highway Patrol, and Conservation.

Other Funds: Administrative Revolving Fund (0547)

Notes:

Other Funds: Administrative Revolving Fund (0547)

Notes:

2. CORE DESCRIPTION

Administrative Services provides direction and guidance to the Department of Economic Development through the Director's Office. Through policy development, legislative coordination, and communications (public information), the efforts of the divisions are aligned toward achieving consistent and efficient outcomes. In addition, Administrative Services provides legal assistance, financial, human resource, budget and general services support to all divisions. This support assures the department complies with administrative requirements and provides the divisions with consistent and efficient administrative processes. Core funding for Administrative Services is needed to provide high quality services in an effective and efficient manner to both our internal and external customers so that the mission of the department can be recognized and achieved.

Other funds represents the DED Administrative Revolving Fund (0547). This fund was established by RSMo 620.015 and consists of any monies transferred or paid to the Department of Economic Development in return for goods and services provided by the department.

3. PROGRAM LISTING (list programs included in this core funding)

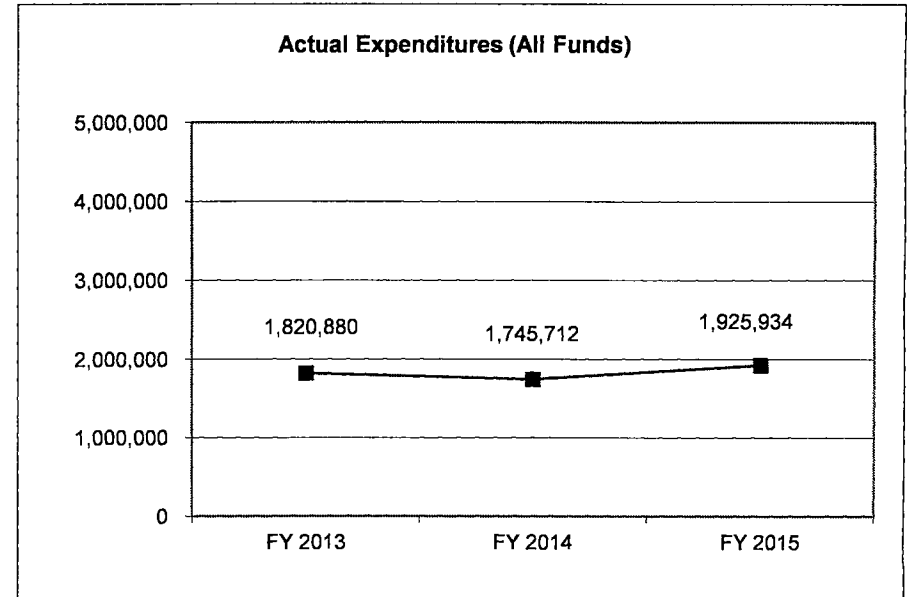
Administrative Services and Support

CORE DECISION ITEM

Department: Economic Development **Budget Unit** 41910C
Division: Administrative Services
Core: Administrative Services

4. FINANCIAL HISTORY

	FY 2013 Actual	FY 2014 Actual	FY 2015 Actual	FY 2016 Current Yr.
Appropriation (All Funds)	3,155,113	3,130,295	3,144,860	3,144,638
Less Reverted (All Funds)	(13,782)	(13,799)	(13,919)	(13,946)
Less Restricted (All Funds)	0	0	0	0
Budget Authority (All Funds)	3,141,331	3,116,496	3,130,941	3,130,692
Actual Expenditures (All Funds)	1,820,880	1,745,712	1,925,934	N/A
Unexpended (All Funds)	1,320,451	1,370,784	1,205,007	N/A
Unexpended, by Fund:				
General Revenue	9,816	5,480	78,224	N/A
Federal	820,966	846,528	744,713	N/A
Other	489,669	518,776	382,070	N/A
	(1)	(1)	(1)	



Reverted includes Governor's standard 3 percent reserve (when applicable).
 Restricted includes any extraordinary expenditure restrictions (when applicable).

NOTES: (1) The lapse in General Revenue is the result of various vacancies that occurred throughout the year.

CORE RECONCILIATION DETAIL

**DEPARTMENT OF ECONOMIC DEVELOPMENT
ADMINISTRATIVE SERVICES**

5. CORE RECONCILIATION DETAIL

	Budget Class	FTE	GR	Federal	Other	Total	Explanation
TAFP AFTER VETOES							
	PS	38.31	410,553	1,106,652	791,483	2,308,688	
	EE	0.00	54,309	422,468	347,172	823,949	
	PD	0.00	0	0	12,001	12,001	
	Total	38.31	464,862	1,529,120	1,150,656	3,144,638	
DEPARTMENT CORE REQUEST							
	PS	38.31	410,553	1,106,652	791,483	2,308,688	
	EE	0.00	54,309	422,468	347,172	823,949	
	PD	0.00	0	0	12,001	12,001	
	Total	38.31	464,862	1,529,120	1,150,656	3,144,638	
GOVERNOR'S RECOMMENDED CORE							
	PS	38.31	410,553	1,106,652	791,483	2,308,688	
	EE	0.00	54,309	422,468	347,172	823,949	
	PD	0.00	0	0	12,001	12,001	
	Total	38.31	464,862	1,529,120	1,150,656	3,144,638	

FLEXIBILITY REQUEST FORM

BUDGET UNIT NUMBER: 41910C	DEPARTMENT: Economic Development
BUDGET UNIT NAME: Admin Services PS 3612-0101 Admin Services EE 2173-0101	DIVISION: Administrative Services

1. Provide the amount by fund of personal service flexibility and the amount by fund of expense and equipment flexibility you are requesting in dollar and percentage terms and explain why the flexibility is needed. If flexibility is being requested among divisions, provide the amount by fund of flexibility you are requesting in dollar and percentage terms and explain why the flexibility is needed.

DEPARTMENT REQUEST

The department is requesting 10% flexibility between the Personal Service and/or Expense and Equipment appropriation. This flexibility is needed to ensure our ability to immediately address any identified operational modifications in order to provide the highest quality services to Missourians.

- Admin Services PS - $\$410,553 \times 10\% = \$41,055$
- Admin Services EE - $\$54,309 \times 10\% = \$5,431$

2. Estimate how much flexibility will be used for the budget year. How much flexibility was used in the Prior Year Budget and the Current Year Budget? Please specify the amount.

PRIOR YEAR ACTUAL AMOUNT OF FLEXIBILITY USED	CURRENT YEAR ESTIMATED AMOUNT OF FLEXIBILITY THAT WILL BE USED	BUDGET REQUEST ESTIMATED AMOUNT OF FLEXIBILITY THAT WILL BE USED
\$0	Expenditures in PS and E&E will differ annually based on needs to cover operational expenses, address emergency and changing situations, etc.	Expenditures in PS and E&E will differ annually based on needs to cover operational expenses, address emergency and changing situations, etc.

3. Please explain how flexibility was used in the prior and/or current years.

PRIOR YEAR EXPLAIN ACTUAL USE	CURRENT YEAR EXPLAIN PLANNED USE
In FY 2015, Administrative Services flexed \$0.	In FY 2016, Administrative Services was appropriated 10% flexibility between PS and E&E appropriations. This will allow the department to respond to changing situations to continue to provide the best possible quality service to our customers.

DECISION ITEM DETAIL

Budget Unit	FY 2015	FY 2015	FY 2016	FY 2016	FY 2017	FY 2017	FY 2017	FY 2017
Decision Item	ACTUAL	ACTUAL	BUDGET	BUDGET	DEPT REQ	DEPT REQ	GOV REC	GOV REC
Budget Object Class	DOLLAR	FTE	DOLLAR	FTE	DOLLAR	FTE	DOLLAR	FTE
ADMINISTRATIVE SERVICES								
CORE								
OFFICE SUPPORT ASST (CLERICAL)	0	0.00	0	0.72	0	0.72	0	0.72
ADMIN OFFICE SUPPORT ASSISTANT	0	0.00	18,253	0.61	18,253	0.61	18,253	0.61
ACCOUNTANT I	33,512	1.00	30,479	0.00	30,479	0.00	30,479	0.00
ACCOUNTANT II	114,579	2.80	89,677	2.42	89,677	2.42	89,677	2.42
BUDGET ANAL III	54,388	1.00	53,603	1.00	53,603	1.00	53,603	1.00
PERSONNEL OFCR I	82,627	1.92	53,141	1.00	53,141	1.00	53,141	1.00
HUMAN RELATIONS OFCR I	0	0.00	0	0.90	0	0.90	0	0.90
PERSONNEL ANAL I	0	0.00	36,255	0.25	36,255	0.25	36,255	0.25
PERSONNEL ANAL II	38,892	1.00	120,087	2.00	120,087	2.00	120,087	2.00
RESEARCH ANAL IV	0	0.00	0	1.00	0	1.00	0	1.00
EXECUTIVE I	41,476	1.00	32,810	1.00	32,810	1.00	32,810	1.00
EXECUTIVE II	7,678	0.17	0	0.00	0	0.00	0	0.00
PERSONNEL CLERK	60,280	1.97	48,075	2.00	48,075	2.00	48,075	2.00
MARKETING SPECIALIST I	0	0.00	7,606	0.16	7,606	0.16	7,606	0.16
MARKETING SPECIALIST III	0	0.00	18,239	0.83	18,239	0.83	18,239	0.83
ECONOMIC DEV INCENTIVE SPC III	0	0.00	1,713	0.00	1,713	0.00	1,713	0.00
FISCAL & ADMINISTRATIVE MGR B1	52,918	1.00	63,747	1.83	63,747	1.83	63,747	1.83
FISCAL & ADMINISTRATIVE MGR B2	70,390	1.00	70,694	1.05	70,694	1.05	70,694	1.05
HUMAN RESOURCES MGR B1	51,841	1.00	8,149	0.23	8,149	0.23	8,149	0.23
HUMAN RESOURCES MGR B2	70,390	1.00	71,260	1.05	71,260	1.05	71,260	1.05
COMMUNITY & ECONOMIC DEV MGRB1	0	0.00	789	0.15	789	0.15	789	0.15
STATE DEPARTMENT DIRECTOR	120,551	1.00	125,303	1.00	125,303	1.00	125,303	1.00
DEPUTY STATE DEPT DIRECTOR	0	0.00	13,966	0.72	13,966	0.72	13,966	0.72
DESIGNATED PRINCIPAL ASST DEPT	224,345	4.48	281,232	3.21	281,232	3.21	281,232	3.21
DIVISION DIRECTOR	0	0.00	73,252	1.00	73,252	1.00	73,252	1.00
DESIGNATED PRINCIPAL ASST DIV	10,167	0.15	155,803	1.50	155,803	1.50	155,803	1.50
PARALEGAL	0	0.00	25,047	0.24	25,047	0.24	25,047	0.24
LEGAL COUNSEL	182,459	3.14	78,644	2.00	78,644	2.00	78,644	2.00
CHIEF COUNSEL	105,983	1.00	111,268	0.00	111,268	0.00	111,268	0.00
SENIOR COUNSEL	54,514	0.98	75,696	0.50	75,696	0.50	75,696	0.50
CLERK	566	0.02	0	0.00	0	0.00	0	0.00
OFFICE WORKER MISCELLANEOUS	0	0.00	237,048	1.13	237,048	1.13	237,048	1.13

DECISION ITEM DETAIL

Budget Unit	FY 2015	FY 2015	FY 2016	FY 2016	FY 2017	FY 2017	FY 2017	FY 2017
Decision Item	ACTUAL	ACTUAL	BUDGET	BUDGET	DEPT REQ	DEPT REQ	GOV REC	GOV REC
Budget Object Class	DOLLAR	FTE	DOLLAR	FTE	DOLLAR	FTE	DOLLAR	FTE
ADMINISTRATIVE SERVICES								
CORE								
RECEPTIONIST	0	0.00	22,011	0.72	22,011	0.72	22,011	0.72
MISCELLANEOUS TECHNICAL	2,173	0.04	0	0.00	0	0.00	0	0.00
MISCELLANEOUS PROFESSIONAL	0	0.00	62,624	1.50	62,624	1.50	62,624	1.50
SPECIAL ASST OFFICIAL & ADMSTR	0	0.00	90,194	0.95	90,194	0.95	90,194	0.95
SPECIAL ASST PROFESSIONAL	289,429	4.13	189,487	3.64	189,487	3.64	189,487	3.64
SPECIAL ASST OFFICE & CLERICAL	7,720	0.25	42,536	2.00	42,536	2.00	42,536	2.00
TOTAL - PS	1,676,878	30.05	2,308,688	38.31	2,308,688	38.31	2,308,688	38.31
TRAVEL, IN-STATE	21,700	0.00	18,501	0.00	18,501	0.00	18,501	0.00
TRAVEL, OUT-OF-STATE	8,502	0.00	8,419	0.00	8,419	0.00	8,419	0.00
FUEL & UTILITIES	0	0.00	5,580	0.00	5,580	0.00	5,580	0.00
SUPPLIES	22,960	0.00	102,573	0.00	102,573	0.00	102,573	0.00
PROFESSIONAL DEVELOPMENT	28,884	0.00	136,857	0.00	136,857	0.00	136,857	0.00
COMMUNICATION SERV & SUPP	21,642	0.00	114,119	0.00	114,119	0.00	114,119	0.00
PROFESSIONAL SERVICES	86,660	0.00	269,987	0.00	269,987	0.00	269,987	0.00
HOUSEKEEPING & JANITORIAL SERV	69	0.00	3,403	0.00	3,403	0.00	3,403	0.00
M&R SERVICES	3,294	0.00	25,064	0.00	25,064	0.00	25,064	0.00
MOTORIZED EQUIPMENT	0	0.00	14,564	0.00	14,564	0.00	14,564	0.00
OFFICE EQUIPMENT	39,809	0.00	40,014	0.00	40,014	0.00	40,014	0.00
OTHER EQUIPMENT	7,833	0.00	22,178	0.00	22,178	0.00	22,178	0.00
PROPERTY & IMPROVEMENTS	0	0.00	7,275	0.00	7,275	0.00	7,275	0.00
BUILDING LEASE PAYMENTS	5,395	0.00	6,685	0.00	6,685	0.00	6,685	0.00
EQUIPMENT RENTALS & LEASES	0	0.00	30,398	0.00	30,398	0.00	30,398	0.00
MISCELLANEOUS EXPENSES	2,308	0.00	11,231	0.00	11,231	0.00	11,231	0.00
REBILLABLE EXPENSES	0	0.00	7,101	0.00	7,101	0.00	7,101	0.00
TOTAL - EE	249,056	0.00	823,949	0.00	823,949	0.00	823,949	0.00
PROGRAM DISTRIBUTIONS	0	0.00	1	0.00	1	0.00	1	0.00

DECISION ITEM DETAIL

Budget Unit	FY 2015	FY 2015	FY 2016	FY 2016	FY 2017	FY 2017	FY 2017	FY 2017
Decision Item	ACTUAL	ACTUAL	BUDGET	BUDGET	DEPT REQ	DEPT REQ	GOV REC	GOV REC
Budget Object Class	DOLLAR	FTE	DOLLAR	FTE	DOLLAR	FTE	DOLLAR	FTE
ADMINISTRATIVE SERVICES								
CORE								
REFUNDS	0	0.00	12,000	0.00	12,000	0.00	12,000	0.00
TOTAL - PD	0	0.00	12,001	0.00	12,001	0.00	12,001	0.00
GRAND TOTAL	\$1,925,934	30.05	\$3,144,638	38.31	\$3,144,638	38.31	\$3,144,638	38.31
GENERAL REVENUE	\$371,846	5.62	\$464,862	10.00	\$464,862	10.00	\$464,862	10.00
FEDERAL FUNDS	\$780,948	13.79	\$1,529,120	19.11	\$1,529,120	19.11	\$1,529,120	19.11
OTHER FUNDS	\$773,140	10.64	\$1,150,656	9.20	\$1,150,656	9.20	\$1,150,656	9.20

PROGRAM DESCRIPTION

Department: Economic Development

Program Name: Administrative Services and Support

Program is found in the following core budget(s): Administrative Services

1. What does this program do?

Administrative Services provides direction and guidance to the Department of Economic Development through the Director's Office. Through policy development, legislative coordination, and communications (public information), the efforts of the divisions are aligned toward achieving consistent and efficient outcomes. In addition, Administrative Services provides legal assistance, financial, human resource, budget and general service support to all divisions. This support assures the department complies with administrative requirements and provides the divisions with consistent and efficient administrative processes. Core funding for Administrative Services is needed to provide high quality services in an effective and efficient manner to both our internal and external customers so that the mission of the department can be recognized and achieved.

2. What is the authorization for this program, i.e., federal or state statute, etc.? (Include the federal program number, if applicable.)

Administrative: State RSMo. 620.015 (DED Administrative Revolving Fund); Federal statutory citation: 29 USC 1 (BLS authorizing legislation) and 29 USC 49 et. seq., as amended (the Wagner-Peyser Act as amended by the Workforce Investment Act of 1998 [P.L. 105-220]). Catalog of Federal Domestic Assistance program number is 17.002 for LMI.

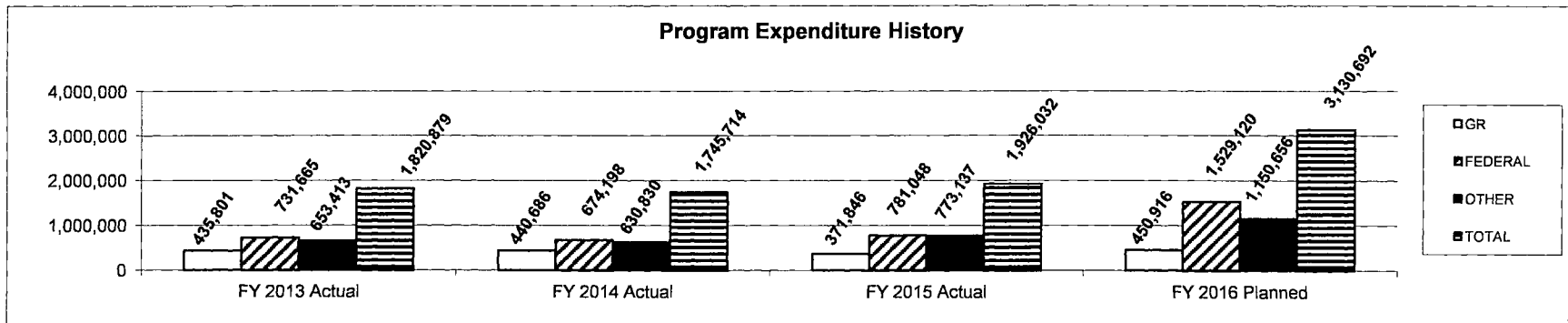
3. Are there federal matching requirements? If yes, please explain.

No.

4. Is this a federally mandated program? If yes, please explain.

No.

5. Provide actual expenditures for the prior three fiscal years and planned expenditures for the current fiscal year.



Note: Planned Expenditures for GR reflect 3% Governor's Reserve.

6. What are the sources of the "Other" funds?

Administrative Services Revolving Fund (0547)

PROGRAM DESCRIPTION


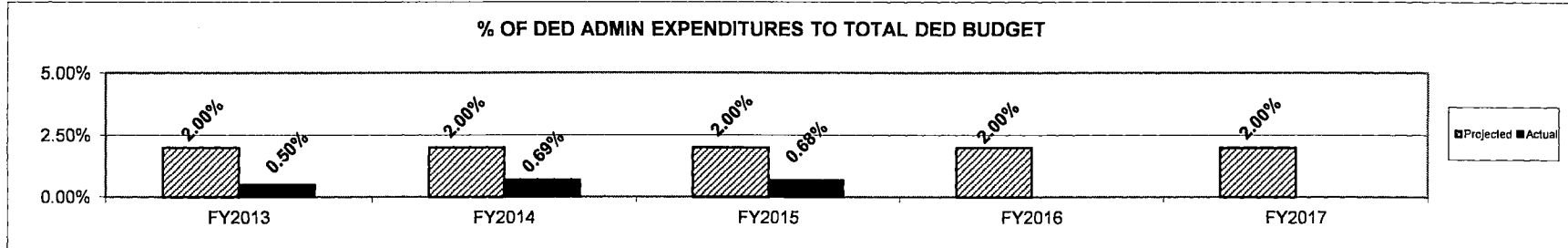
Department: Economic Development

Program Name: Administrative Services and Support

Program is found in the following core budget(s): Administrative Services

7a. Provide an effectiveness measure.
See division measures for effectiveness measure.

7b. Provide an efficiency measure.



7c. Provide the number of clients/individuals served, if applicable.

Division	FTE
Business and Community Services	118.22
Workforce Development	427.72
Tourism	41.00
Energy	37.00
Missouri Arts Council	15.00
Office of Public Counsel	14.00
Public Service Commission	202.00
Missouri Housing Dev. Commission*	112.00
	<u>966.94</u>

*Not state FTE; however, DED Admin provides support to the MHDC.

7d. Provide a customer satisfaction measure, if available.
N/A

NEW DECISION ITEM
RANK: _____ **OF** _____

Department: Economic Development	Budget Unit <u>41910C</u>
Division: Administration	
DI Name: Women's Council	DI# 1419001
	House Bill <u>7.005</u>

1. AMOUNT OF REQUEST

	FY 2017 Budget Request					FY 2017 Governor's Recommendation			
	GR	Federal	Other	Total		GR	Federal	Other	Total
PS	59,136	0	0	59,136	PS	0	0	0	0
EE	13,134	0	0	13,134	EE	0	0	0	0
PSD	0	0	0	0	PSD	0	0	0	0
TRF	0	0	0	0	TRF	0	0	0	0
Total	72,270	0	0	72,270	Total	0	0	0	0
FTE	1.00	0.00	0.00	1.00	FTE	0.00	0.00	0.00	0.00

Est. Fringe	26,248	0	0	26,248
--------------------	--------	---	---	--------

Note: Fringes budgeted in House Bill 5 except for certain fringes budgeted directly to MoDOT, Highway Patrol, and Conservation.

Est. Fringe	0	0	0	0
--------------------	---	---	---	---

Note: Fringes budgeted in House Bill 5 except for certain fringes budgeted directly to MoDOT, Highway Patrol, and Conservation.

Other Funds:

Other Funds:

2. THIS REQUEST CAN BE CATEGORIZED AS:

<input type="checkbox"/> New Legislation	<input type="checkbox"/> New Program	<input checked="" type="checkbox"/> Fund Switch
<input type="checkbox"/> Federal Mandate	<input type="checkbox"/> Program Expansion	<input type="checkbox"/> Cost to Continue
<input type="checkbox"/> GR Pick-Up	<input type="checkbox"/> Space Request	<input type="checkbox"/> Equipment Replacement
<input type="checkbox"/> Pay Plan	<input type="checkbox"/> Other: _____	

3. WHY IS THIS FUNDING NEEDED? PROVIDE AN EXPLANATION FOR ITEMS CHECKED IN #2. INCLUDE THE FEDERAL OR STATE STATUTORY OR CONSTITUTIONAL AUTHORIZATION FOR THIS PROGRAM.

The Missouri Women's Council was founded in 1985 by the State's 83rd General Assembly. In 1997 the funding was moved to the Department of Economic Development. While housed under DED, the funding for the Women's Council has been provided by General Revenue, Federal Funds and at times both General Revenue and Federal Funds. Since 2007, the sole source of funding has been Federal Funds from the Division of Workforce Development. The department feels that the funding should be switched to General Revenue and located in the Administration budget.

The current Women's Council core in the Division of Workforce Development has been core reduced in the FY 2017 budget request in order to request this New Decision Item. If this NDI is not approved, the core reduction will need to be reversed.

NEW DECISION ITEM
RANK: _____ OF _____

Department: Economic Development	Budget Unit 41910C
Division: Administration	
DI Name: Women's Council	DI# 1419001
	House Bill 7.005

4. DESCRIBE THE DETAILED ASSUMPTIONS USED TO DERIVE THE SPECIFIC REQUESTED AMOUNT. (How did you determine that the requested number of FTE were appropriate? From what source or standard did you derive the requested levels of funding? Were alternatives such as outsourcing or automation considered? If based on new legislation, does request tie to TAFP fiscal note? If not, explain why. Detail which portions of the request are one-times and how those amounts were calculated.)

5. BREAK DOWN THE REQUEST BY BUDGET OBJECT CLASS, JOB CLASS, AND FUND SOURCE. IDENTIFY ONE-TIME COSTS.

Budget Object Class/Job Class	Dept Req GR DOLLARS	Dept Req GR FTE	Dept Req FED DOLLARS	Dept Req FED FTE	Dept Req OTHER DOLLARS	Dept Req OTHER FTE	Dept Req TOTAL DOLLARS	Dept Req TOTAL FTE	Dept Req One-Time DOLLARS
PS	59,136	1.0					59,136	1.0	
Total PS	59,136	1.0	0	0.0	0	0.0	59,136	1.0	0
140 - In-State Travel	2,500						2,500		
180 - Fuel & Utilities	25						25		
190 - Supplies	2,600						2,600		
320 - Professional Development	1,150						1,150		
340 - Communication Serv & Supp	1,100						1,100		
400 - Professional Services	4,100						4,100		
680 - Building Lease Payments	1,075						1,075		
690 - Equipment Rentals & Leases	200						200		
740 - Miscellaneous Expenses	339						339		
760 - Rebillable Expenses	45						45		
Total EE	13,134		0		0		13,134		0
Program Distributions							0		
Total PSD	0		0		0		0		0
Transfers									
Total TRF	0		0		0		0		0
Grand Total	72,270	1.0	0	0.0	0	0.0	72,270	1.0	0

NEW DECISION ITEM
RANK: _____ OF _____

Department: Economic Development	Budget Unit 41910C
Division: Administration	
DI Name: Women's Council	DI# 1419001
	House Bill 7.005

Budget Object Class/Job Class	Gov Rec GR DOLLARS	Gov Rec GR FTE	Gov Rec FED DOLLARS	Gov Rec FED FTE	Gov Rec OTHER DOLLARS	Gov Rec OTHER FTE	Gov Rec TOTAL DOLLARS	Gov Rec TOTAL FTE	Gov Rec One-Time DOLLARS
							0	0.0	
							0	0.0	
Total PS	<u>0</u>	<u>0.0</u>	<u>0</u>	<u>0.0</u>	<u>0</u>	<u>0.0</u>	<u>0</u>	<u>0.0</u>	<u>0</u>
							0		
							0		
							0		
Total EE	<u>0</u>		<u>0</u>		<u>0</u>		<u>0</u>		<u>0</u>
Program Distributions							0		
Total PSD	<u>0</u>		<u>0</u>		<u>0</u>		<u>0</u>		<u>0</u>
Transfers							0		
Total TRF	<u>0</u>		<u>0</u>		<u>0</u>		<u>0</u>		<u>0</u>
Grand Total	<u><u>0</u></u>	<u><u>0.0</u></u>	<u><u>0</u></u>	<u><u>0.0</u></u>	<u><u>0</u></u>	<u><u>0.0</u></u>	<u><u>0</u></u>	<u><u>0.0</u></u>	<u><u>0</u></u>

NEW DECISION ITEM
RANK: _____ OF _____

Department: Economic Development	Budget Unit <u>41910C</u>
Division: Administration	
DI Name: Women's Council DI# 1419001	House Bill <u>7.005</u>

6. PERFORMANCE MEASURES (If new decision item has an associated core, separately identify projected performance with & without additional funding.)

6a. Provide an effectiveness measure.

Refer to the appropriate section in the Women's Council Core for the effectiveness measure.

6b. Provide an efficiency measure.

Refer to the appropriate section in the Women's Council Core for the efficiency measure.

6c. Provide the number of clients/individuals served, if applicable.

Refer to the appropriate section in the Women's Council Core for the clients/individuals served.

6d. Provide a customer satisfaction measure, if available.

Refer to the appropriate section in the Women's Council Core for the satisfaction measure, if available.

7. STRATEGIES TO ACHIEVE THE PERFORMANCE MEASUREMENT TARGETS:

DECISION ITEM DETAIL

Budget Unit	FY 2015	FY 2015	FY 2016	FY 2016	FY 2017	FY 2017	FY 2017	FY 2017
Decision Item	ACTUAL	ACTUAL	BUDGET	BUDGET	DEPT REQ	DEPT REQ	GOV REC	GOV REC
Budget Object Class	DOLLAR	FTE	DOLLAR	FTE	DOLLAR	FTE	DOLLAR	FTE
ADMINISTRATIVE SERVICES								
Women's Council - 1419001								
PRINCIPAL ASST BOARD/COMMISSON	0	0.00	0	0.00	59,136	1.00	0	0.00
TOTAL - PS	0	0.00	0	0.00	59,136	1.00	0	0.00
TRAVEL, IN-STATE	0	0.00	0	0.00	2,500	0.00	0	0.00
FUEL & UTILITIES	0	0.00	0	0.00	25	0.00	0	0.00
SUPPLIES	0	0.00	0	0.00	2,600	0.00	0	0.00
PROFESSIONAL DEVELOPMENT	0	0.00	0	0.00	1,150	0.00	0	0.00
COMMUNICATION SERV & SUPP	0	0.00	0	0.00	1,100	0.00	0	0.00
PROFESSIONAL SERVICES	0	0.00	0	0.00	4,100	0.00	0	0.00
BUILDING LEASE PAYMENTS	0	0.00	0	0.00	1,075	0.00	0	0.00
EQUIPMENT RENTALS & LEASES	0	0.00	0	0.00	200	0.00	0	0.00
MISCELLANEOUS EXPENSES	0	0.00	0	0.00	339	0.00	0	0.00
REBILLABLE EXPENSES	0	0.00	0	0.00	45	0.00	0	0.00
TOTAL - EE	0	0.00	0	0.00	13,134	0.00	0	0.00
GRAND TOTAL	\$0	0.00	\$0	0.00	\$72,270	1.00	\$0	0.00
GENERAL REVENUE	\$0	0.00	\$0	0.00	\$72,270	1.00		0.00
FEDERAL FUNDS	\$0	0.00	\$0	0.00	\$0	0.00		0.00
OTHER FUNDS	\$0	0.00	\$0	0.00	\$0	0.00		0.00

BRASS REPORT 9

DECISION ITEM SUMMARY

Budget Unit								
Decision Item	FY 2015	FY 2015	FY 2016	FY 2016	FY 2017	FY 2017	FY 2017	FY 2017
Budget Object Summary	ACTUAL	ACTUAL	BUDGET	BUDGET	DEPT REQ	DEPT REQ	GOV REC	GOV REC
Fund	DOLLAR	FTE	DOLLAR	FTE	DOLLAR	FTE	DOLLAR	FTE
ADMIN SERVICES-TRANSFER								
CORE								
FUND TRANSFERS								
DIV JOB DEVELOPMENT & TRAINING	0	0.00	958,600	0.00	958,600	0.00	758,600	0.00
ENERGY FEDERAL	37,263	0.00	58,746	0.00	58,746	0.00	258,746	0.00
MO ARTS COUNCIL TRUST	27,201	0.00	41,233	0.00	41,233	0.00	41,233	0.00
DIVISION OF TOURISM SUPPL REV	91,681	0.00	162,974	0.00	162,974	0.00	162,974	0.00
MANUFACTURED HOUSING FUND	13,096	0.00	16,114	0.00	16,114	0.00	16,114	0.00
PUBLIC SERVICE COMMISSION	317,603	0.00	390,799	0.00	390,799	0.00	390,799	0.00
ENERGY SET-ASIDE PROGRAM	55,900	0.00	55,900	0.00	55,900	0.00	55,900	0.00
TOTAL - TRF	542,744	0.00	1,684,366	0.00	1,684,366	0.00	1,684,366	0.00
TOTAL	542,744	0.00	1,684,366	0.00	1,684,366	0.00	1,684,366	0.00
GRAND TOTAL	\$542,744	0.00	\$1,684,366	0.00	\$1,684,366	0.00	\$1,684,366	0.00

CORE DECISION ITEM

Department: Economic Development	Budget Unit 41930C
Division: Administrative Services	
Core: Transfers to Administrative Services	

1. CORE FINANCIAL SUMMARY

	FY 2017 Budget Request			
	GR	Federal	Other	Total
PS	0	0	0	0
EE	0	0	0	0
PSD	0	0	0	0
TRF	0	1,017,346	667,020	1,684,366
Total	0	1,017,346	667,020	1,684,366

FTE 0.00 0.00 0.00 0.00

Est. Fringe	0	0	0	0
--------------------	---	---	---	---

Note: Fringes budgeted in House Bill 5 except for certain fringes budgeted directly to MoDOT, Highway Patrol, and Conservation.

Other Funds: Tourism Supplemental Revenue Fund (0274)
 Manufactured Housing Fund (0582)
 Public Service Commission Fund (0607)
 MAC Trust Fund (0262)
 Energy Set-Aside (0667)

Notes:

	FY 2017 Governor's Recommendation			
	GR	Fed	Other	Total
PS	0	0	0	0
EE	0	0	0	0
PSD	0	0	0	0
TRF	0	1,017,346	667,020	1,684,366
Total	0	1,017,346	667,020	1,684,366

FTE 0.00 0.00 0.00 0.00

Est. Fringe	0	0	0	0
--------------------	---	---	---	---

Note: Fringes budgeted in House Bill 5 except for certain fringes budgeted directly to MoDOT, Highway Patrol, and Conservation.

Other Funds: Tourism Supplemental Revenue Fund (0274)
 Manufactured Housing Fund (0582)
 Public Service Commission Fund (0607)
 MAC Trust Fund (0262)
 Energy Set-Aside (0667)

Notes:

2. CORE DESCRIPTION

These transfers allow for reimbursement to Administrative Services for providing direction and guidance to the Department of Economic Development divisions through the Director's Office. Through policy development, legislative coordination, and communications (public information), the efforts of the divisions are aligned toward achieving consistent and efficient outcomes. In addition, Administrative Services provides legal assistance, financial, human resource, budget and general service support to all divisions. This support assures the department complies with administrative requirements and provides the divisions with consistent and efficient administrative processes. Core funding for Administrative Services is needed to provide high quality services in an effective and efficient manner to both our internal and external customers so that the mission of the department can be recognized and achieved.

3. PROGRAM LISTING (list programs included in this core funding)

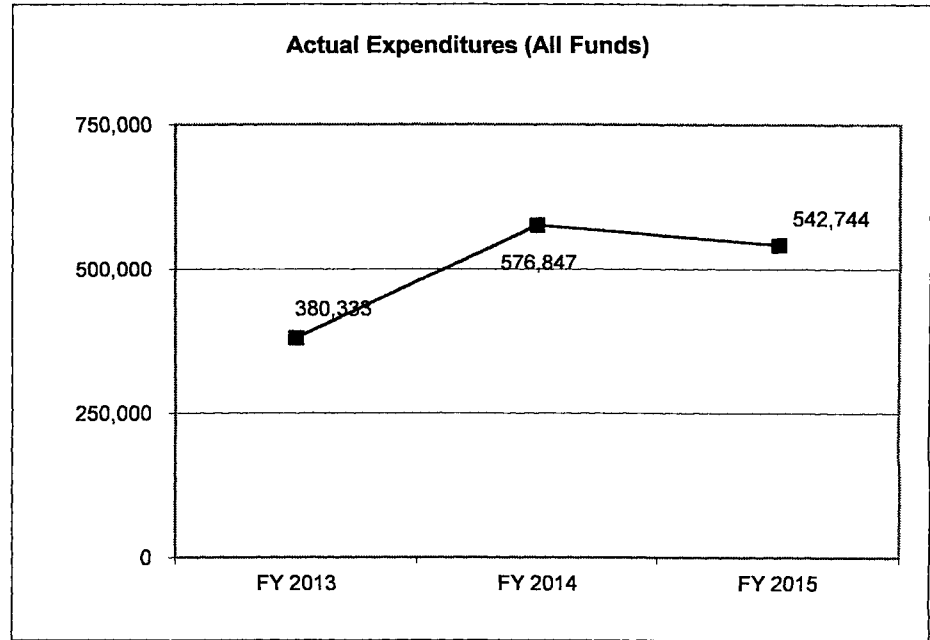
Transfers to Administrative Services

CORE DECISION ITEM

Department:	Economic Development	Budget Unit	41930C
Division:	Administrative Services		
Core:	Transfers to Administrative Services		

4. FINANCIAL HISTORY

	FY 2013 Actual	FY 2014 Actual	FY 2015 Actual	FY 2016 Current Yr.
Appropriation (All Funds)	1,510,727	1,611,573	1,684,366	1,684,366
Less Reverted (All Funds)	0	0	0	0
Less Restricted (All Funds)	0	0	0	0
Budget Authority (All Funds)	1,510,727	1,611,573	1,684,366	1,684,366
Actual Expenditures (All Funds)	380,333	576,847	542,744	N/A
Unexpended (All Funds)	1,130,394	1,034,726	1,141,622	N/A
Unexpended, by Fund:				
General Revenue	0	0	0	N/A
Federal	992,463	980,083	980,083	N/A
Other	137,931	54,643	161,539	N/A



Reverted includes Governor's standard 3 percent reserve (when applicable).
 Restricted includes any extraordinary expenditure restrictions (when applicable).

NOTES:

CORE RECONCILIATION DETAIL

**DEPARTMENT OF ECONOMIC DEVELOPMENT
ADMIN SERVICES-TRANSFER**

5. CORE RECONCILIATION DETAIL

	Budget Class	FTE	GR	Federal	Other	Total	Explanation
TAFP AFTER VETOES							
	TRF	0.00	0	1,017,346	667,020	1,684,366	
	Total	0.00	0	1,017,346	667,020	1,684,366	
DEPARTMENT CORE REQUEST							
	TRF	0.00	0	1,017,346	667,020	1,684,366	
	Total	0.00	0	1,017,346	667,020	1,684,366	
GOVERNOR'S ADDITIONAL CORE ADJUSTMENTS							
Transfer In	1574 T898 TRF	0.00	0	200,000	0	200,000	
Transfer Out	1574 T344 TRF	0.00	0	(200,000)	0	(200,000)	
	NET GOVERNOR CHANGES	0.00	0	0	0	0	
GOVERNOR'S RECOMMENDED CORE							
	TRF	0.00	0	1,017,346	667,020	1,684,366	
	Total	0.00	0	1,017,346	667,020	1,684,366	

DECISION ITEM DETAIL

Budget Unit	FY 2015	FY 2015	FY 2016	FY 2016	FY 2017	FY 2017	FY 2017	FY 2017
Decision Item	ACTUAL	ACTUAL	BUDGET	BUDGET	DEPT REQ	DEPT REQ	GOV REC	GOV REC
Budget Object Class	DOLLAR	FTE	DOLLAR	FTE	DOLLAR	FTE	DOLLAR	FTE
ADMIN SERVICES-TRANSFER								
CORE								
TRANSFERS OUT	542,744	0.00	1,684,366	0.00	1,684,366	0.00	1,684,366	0.00
TOTAL - TRF	542,744	0.00	1,684,366	0.00	1,684,366	0.00	1,684,366	0.00
GRAND TOTAL	\$542,744	0.00	\$1,684,366	0.00	\$1,684,366	0.00	\$1,684,366	0.00
GENERAL REVENUE	\$0	0.00	\$0	0.00	\$0	0.00	\$0	0.00
FEDERAL FUNDS	\$37,263	0.00	\$1,017,346	0.00	\$1,017,346	0.00	\$1,017,346	0.00
OTHER FUNDS	\$505,481	0.00	\$667,020	0.00	\$667,020	0.00	\$667,020	0.00

PROGRAM DESCRIPTION

Department: Economic Development

Program Name: Transfers to Administrative Services

Program is found in the following core budget(s): Transfers to Administrative Services

1. What does this program do?

These transfers allow for reimbursement to Administrative Services for providing direction and guidance to the Department of Economic Development divisions through the Director's Office. Through policy development, legislative coordination, and communications (public information), the efforts of the divisions are aligned toward achieving consistent and efficient outcomes. In addition, Administrative Services provides legal assistance, financial, human resource, budget and general service support to all divisions. This support assures the department complies with administrative requirements and provides the divisions with consistent and efficient administrative processes. Core funding for Administrative Services is needed to provide high quality services in an effective and efficient manner to both our internal and external customers so that the mission of the department can be recognized and achieved.

2. What is the authorization for this program, i.e., federal or state statute, etc.? (Include the federal program number, if applicable.)

N/A

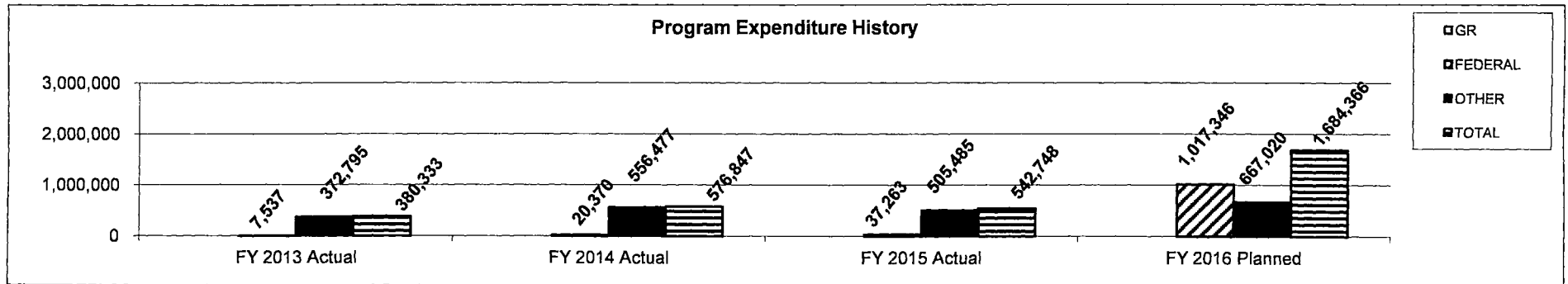
3. Are there federal matching requirements? If yes, please explain.

No.

4. Is this a federally mandated program? If yes, please explain.

No.

5. Provide actual expenditures for the prior three fiscal years and planned expenditures for the current fiscal year.



6. What are the sources of the "Other" funds?

Transfer from various funds (Tourism Supplemental Revenue - 0274, Manufactured Housing - 0582, Public Service Commission - 0607, MO Arts Council Trust Fund - 0262), and Energy Set-aside Program - 0667).

PROGRAM DESCRIPTION

Department: Economic Development

Program Name: Transfers to Administrative Services

Program is found in the following core budget(s): Transfers to Administrative Services

7a. Provide an effectiveness measure.

Refer to Core Decision Item.

7b. Provide an efficiency measure.

Refer to Core Decision Item.

7c. Provide the number of clients/individuals served, if applicable.

Refer to Core Decision Item.

7d. Provide a customer satisfaction measure, if available.

N/A