


FY 2017

Budget Request

Governor's Recommendations



MISSOURI
DEPARTMENT OF
NATURAL RESOURCES

Missouri Department of Natural Resources
 FY 2017 Governor's Recommendations
 Table of Contents

	<u>Page #</u>		<u>Page #</u>
Table of Contents			
Department Overview			
State Auditor Reports, Oversight Evaluations, and Missouri Sunset Act Reports			
Department Operations		Air Pollution Control Program Core	93
Department Operations Core	2	Air Pollution Control Program Description	102
Department Operations Flexibility Request.....	5	Hazardous Waste Program Core.....	119
Department Operations Program Description	9	Hazardous Waste Program Description	128
		Superfund Obligations Core	144
		Petroleum Related Activities Core	150
		Petroleum Related Activities Program Description	155
Division of Environmental Quality		Solid Waste Management Program Core.....	162
Division of Environmental Quality Budget Summary.....	13	Solid Waste Management Program Description.....	173
Environmental Quality Operations Flexibility Request	14	Regional Offices Core.....	189
Environmental Quality Pass Through Flexibility Request	15	Regional Offices Program Description	195
Water Protection Program Core	22	SWRO/Lake Ozark Satellite Office Trailer Replacement	199
Water Protection Program Description.....	36	Environmental Services Program Core	206
Water Infrastructure Grants and Loans	48	Environmental Services Program Description	215
Water Quality Studies Increase	54	Environmental Emergency Response PSD Increase	224
Soil and Water Conservation Core.....	61	Administration Core	233
Soil and Water Conservation Program Description.....	73	Administration Program Description	240
District Grants Increase.....	80		
Cost-Share Expansion.....	85		

Missouri Department of Natural Resources
 FY 2017 Governor's Recommendations
 Table of Contents

	<u>Page #</u>		<u>Page #</u>
Petroleum Storage Tank Insurance Fund		Agency Wide	
Petroleum Storage Tank Ins Fund Staff & Expenses Core	250	Department Summary - Pay Plan FY17.....	397
Petroleum Storage Tank Ins Fund Claims & Expenses Core	255	Agency Wide Flexibility Request	420
Petroleum Storage Tank Ins Fund Program Description	259	Groundwater Protection Fund Transfer to GR.....	422
Missouri Geological Survey		Missouri DNR Integrated Data System Core	428
Missouri Geological Survey Core	270	Missouri DNR Integrated Data System Program Description	434
Missouri Geological Survey Flexibility Request.....	286	Environmental Restoration Core.....	438
Missouri Geological Survey Program Description	296	Environmental Restoration Program Description.....	442
Groundwater Monitoring Network Dataloggers	309	Natural Resources Revolving Core.....	448
Oil and Gas Resources Fund (HB 92).....	313	Natural Resources Revolving Program Description	452
State Water Plan	320	Refund Accounts Core	457
Clarence Cannon Dam Transfer Core.....	326	Refund Accounts Program Description.....	461
Clarence Cannon Dam Payment Core.....	331	Sales Tax Reimbursement to GR Core	464
Clarence Cannon Dam Transfers and Payment Program Description	335	Sales Tax Reimbursement to GR Program Description	468
Clarence Cannon Transfer (GR) and Payment (Fund 0174)	337	Cost Allocation & Federal Fund Transfers Core-DNR/Leasing/OA ITSD... ..	475
Missouri State Parks		Environmental Improvement and Energy Resources Authority	
Missouri State Parks Operations Core	345	EIERA Core.....	494
Missouri State Parks and Historic Preservation Flexibility Request.....	350	EIERA Program Description.....	498
Missouri State Parks Operations Program Description	355		
State Parks Operations Expansion	363		
Historic Preservation Core.....	371		
Historic Preservation Program Description	377		
Historic Preservation Transfer Core	383		
Historic Preservation (A&E Tax) Transfer	387		
Historic Preservation PSD Increase.....	392		

Missouri is abounding with natural resource diversity like few other states in the nation. The Show-Me state's varied landscapes extend from the rolling farmlands in the north to the Ozark hills in the south to the Mississippi River bottoms in the east to the open prairies in the west. Our water resources are equally as diverse from the crystal clear spring-fed streams to the man-made recreational lakes to the major navigational waters of the Mississippi and Missouri rivers.

The quality of life for each Missourian can be closely tied to the health of our state's natural resources. Our air, land and water resources are essential not only to Missouri's environment and our health; they also contribute to the economic vitality of our state and help ensure future prosperity, which further improves our quality of life. For these reasons and more, the Missouri Department of Natural Resources has dedicated its mission since 1974 toward enhancing Missouri – it's in our nature!

Passage of several significant federal environmental laws, including the National Environmental Policy Act, the Clean Air Act, and the Clean Water Act, helped build a foundation for a healthier America. Growing concern for protection of Missouri's natural and cultural resources led the Missouri Legislature to create the Department of Natural Resources, which became official on July 1 under the Omnibus State Reorganization Act of 1974 bringing together nearly 15 existing agencies with complementary missions.

The Department of Natural Resources protects, preserves and enhances Missouri's natural and cultural resources. The department helps develop mineral resources in an environmentally safe manner, protects Missouri's land, air and water resources and works to preserve the state's cultural and natural heritage through state parks and historic sites as well as the state historic preservation office. The department provides compliance assistance and enforces environmental rules and regulations related to air and water pollution, hazardous and solid waste, land reclamation, soil and water conservation, and safe public drinking water. The department's regional and satellite offices provide field inspections, complaint investigation and front-line troubleshooting, problem solving and technical assistance on environmental issues and emergencies.

The department will continue to work to provide an enhanced quality of life for its citizens and take the most sustainable path forward to protect, preserve and enhance Missouri's natural and cultural resources. These resources are also critically important to the economic wellbeing of the state, and protecting these resources helps ensure future prosperity.

With the support from the public and the department's many and varied stakeholders, the department will continue to care for Missouri's natural resources and provide all Missourians a healthy environment in which to live, work and enjoy the great outdoors. Enhancing Missouri - it's in our nature!

For More Information...An important element in the successful completion of the Department of Natural Resources' mission is helping Missourians and visitors who seek our services. The department offers a number of compliance assistance, community services and youth education opportunities designed to help individuals, groups and businesses better understand our natural resources and the rules that exist to protect them. The department also maintains a vast amount of information available to the public in the form of fact sheets, guidance documents, geologic maps, technical books and publications on a wide variety of issues. Visit dnr.mo.gov or mostateparks.com to learn more.

State Auditor's Reports and Oversight Evaluations

Program or Division Name	Type of Report	Date Issued	Website Link
State of Missouri Single Audit Year Ending 06/30/2014	State Audit	03/2015	http://www.auditor.mo.gov/Repository/Press/2015014480075.pdf
Natural Resources/Division of Environmental Quality/Hazardous Waste Program	State Audit	6/2014	http://www.auditor.mo.gov/Press/2014043149203.pdf
Economic Development/Brownfield Remediation Tax Credit Program	State Audit	4/2014	http://www.auditor.mo.gov/Press/2014023457179.pdf
State of Missouri Single Audit Year Ending 6/30/2013	State Audit	3/2014	http://www.auditor.mo.gov/Press/2014017593543.pdf
Natural Resources/Division of Environmental Quality/Solid Waste Management Program	State Audit	9/2013	http://www.auditor.mo.gov/Press/2013-092.pdf
South Central Solid Waste Management District Region P	State Audit	5/2013	http://www.auditor.mo.gov/Press/2013-039.pdf
Ozark Rivers Solid Waste Management District Region K	State Audit	5/2013	http://www.auditor.mo.gov/Press/2013-038.pdf
Quad-Lakes Solid Waste Management District Region J	State Audit	5/2013	http://www.auditor.mo.gov/Press/2013-037.pdf
East Central Missouri Solid Waste Management District Region I	State Audit	5/2013	http://www.auditor.mo.gov/Press/2013-036.pdf
Mid-Missouri Solid Waste Management District Region H	State Audit	5/2013	http://www.auditor.mo.gov/Press/2013-035.pdf
State of Missouri Single Audit Year Ending 6/30/2012	State Audit	3/2013	http://www.auditor.mo.gov/Press/2013-024.pdf

Missouri Sunset Act Reports

Program Name	Statutes Establishing	Sunset Date	Review Status
Radioactive Waste Shipments	RSMo 260.392	August 28, 2024	

MISSOURI DEPARTMENT OF NATURAL RESOURCES

DECISION ITEM SUMMARY

Budget Unit	FY 2015	FY 2015	FY 2016	FY 2016	FY 2017	FY 2017	FY 2017	FY 2017
Decision Item	ACTUAL	ACTUAL	BUDGET	BUDGET	DEPT REQ	DEPT REQ	GOV REC	GOV REC
Budget Object Summary	DOLLAR	FTE	DOLLAR	FTE	DOLLAR	FTE	DOLLAR	FTE
Fund	DOLLAR	FTE	DOLLAR	FTE	DOLLAR	FTE	DOLLAR	FTE
DEPARTMENT OPERATIONS								
CORE								
PERSONAL SERVICES								
GENERAL REVENUE	189,151	3.95	196,070	9.50	196,070	9.50	196,070	9.50
DEPT NATURAL RESOURCES	1,290,354	26.59	1,399,232	29.10	1,399,232	29.10	1,399,232	29.10
NATURAL RESOURCES REVOLVING SE	25,217	0.50	41,894	0.89	41,894	0.89	41,894	0.89
DNR COST ALLOCATION	2,172,289	44.76	2,325,284	45.70	2,325,284	45.70	2,325,284	45.70
TOTAL - PS	3,677,011	75.80	3,962,480	85.19	3,962,480	85.19	3,962,480	85.19
EXPENSE & EQUIPMENT								
GENERAL REVENUE	106,200	0.00	109,485	0.00	109,485	0.00	109,485	0.00
DEPT NATURAL RESOURCES	136,478	0.00	413,142	0.00	413,142	0.00	413,142	0.00
STATE PARKS EARNINGS	24,535	0.00	100,000	0.00	100,000	0.00	100,000	0.00
NATURAL RESOURCES REVOLVING SE	201	0.00	5,129	0.00	5,129	0.00	5,129	0.00
DNR COST ALLOCATION	438,311	0.00	534,389	0.00	534,389	0.00	534,389	0.00
SOLID WASTE MANAGEMENT	22,712	0.00	150,000	0.00	150,000	0.00	150,000	0.00
SOIL AND WATER SALES TAX	71,667	0.00	250,000	0.00	250,000	0.00	250,000	0.00
WATER & WASTEWATER LOAN FUND	0	0.00	27,000	0.00	27,000	0.00	27,000	0.00
TOTAL - EE	800,104	0.00	1,589,145	0.00	1,589,145	0.00	1,589,145	0.00
TOTAL	4,477,115	75.80	5,551,625	85.19	5,551,625	85.19	5,551,625	85.19
Pay Plan - 0000012								
PERSONAL SERVICES								
GENERAL REVENUE	0	0.00	0	0.00	0	0.00	3,922	0.00
DEPT NATURAL RESOURCES	0	0.00	0	0.00	0	0.00	27,985	0.00
NATURAL RESOURCES REVOLVING SE	0	0.00	0	0.00	0	0.00	838	0.00
DNR COST ALLOCATION	0	0.00	0	0.00	0	0.00	46,507	0.00
TOTAL - PS	0	0.00	0	0.00	0	0.00	79,252	0.00
TOTAL	0	0.00	0	0.00	0	0.00	79,252	0.00
GRAND TOTAL	\$4,477,115	75.80	\$5,551,625	85.19	\$5,551,625	85.19	\$5,630,877	85.19

1/21/16 9:54

im_disummary

CORE DECISION ITEM

Department of Natural Resources	Budget Unit 78111C
Department Operations	
Department Operations Core	HB Section 6.200

1. CORE FINANCIAL SUMMARY

	FY 2017 Budget Request					FY 2017 Governor's Recommendation			
	GR	Federal	Other	Total		GR	Fed	Other	Total
PS	196,070	1,399,232	2,367,178	3,962,480	PS	196,070	1,399,232	2,367,178	3,962,480
EE	109,485	413,142	1,066,518	1,589,145	EE	109,485	413,142	1,066,518	1,589,145
PSD	0	0	0	0	PSD	0	0	0	0
Total	305,555	1,812,374	3,433,696	5,551,625	Total	305,555	1,812,374	3,433,696	5,551,625
FTE	9.50	29.10	46.59	85.19	FTE	9.50	29.10	46.59	85.19

Est. Fringe	93,310	665,895	1,126,540	1,885,744
--------------------	--------	---------	-----------	-----------

Note: Fringes budgeted in House Bill 5 except for certain fringes budgeted directly to MoDOT, Highway Patrol, and Conservation.

Est. Fringe	93,310	665,895	1,126,540	1,885,744
--------------------	--------	---------	-----------	-----------

Note: Fringes budgeted in House Bill 5 except for certain fringes budgeted directly to MoDOT, Highway Patrol, and Conservation.

Other Funds: State Parks Earnings (0415); DNR Revolving Services Fund (0425); Cost Allocation Fund (0500); Solid Waste Management Fund (0570); Soil and Water Sales Tax Fund (0614); Water and Wastewater Loan Fund (0649)

2. CORE DESCRIPTION

Department Operations includes the Director's Office, Communications, Policy, Legal and Administrative Support. Department Operations provides departmental focus on key outcomes and works to ensure decisions are made which result in environmental improvements. Employees seek to improve the efficiency of departmental actions, drive customer focused initiatives and ensure the public's participation in DNR's decision-making. Department Operations is also the focal point for providing information and assistance to state and national legislative bodies and the oversight of issues of state and national importance.

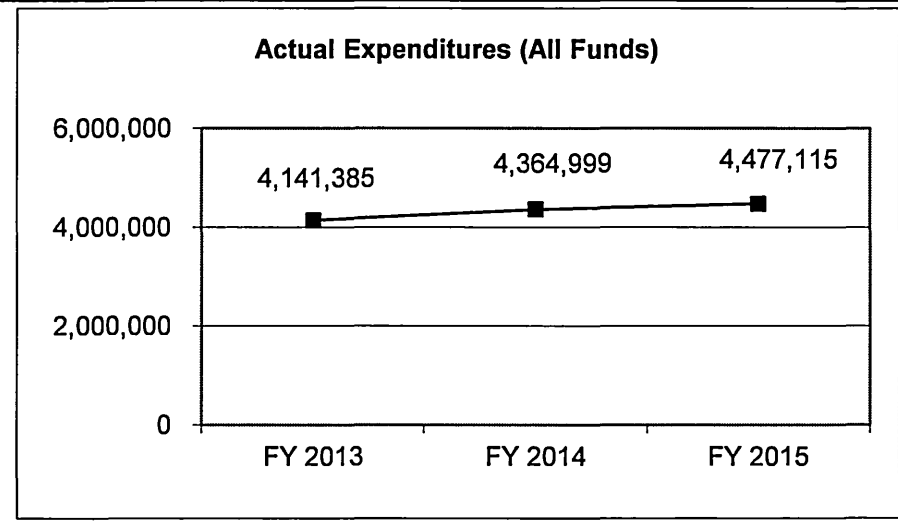
CORE DECISION ITEM

Department of Natural Resources	Budget Unit 78111C
Department Operations	
Department Operations Core	HB Section 6.200

3. PROGRAM LISTING (list programs included in this core funding)
 Department Operations

4. FINANCIAL HISTORY

	FY 2013 Actual	FY 2014 Actual	FY 2015 Actual	FY 2016 Current Yr.
Appropriation (All Funds)	5,565,072	5,616,694	5,550,830	5,551,625
Less Reverted (All Funds)	(7,599)	(9,475)	(9,136)	N/A
Less Restricted (All Funds)	0	0	0	N/A
Budget Authority (All Funds)	5,557,473	5,607,219	5,541,694	N/A
Actual Expenditures (All Funds)	4,141,385	4,364,999	4,477,115	N/A
Unexpended (All Funds)	1,416,088	1,242,220	1,064,579	N/A
Unexpended, by Fund:				
General Revenue	991	621	19	N/A
Federal	474,635	455,833	378,040	N/A
Other	940,462	785,766	686,520	N/A
	(1)(2)	(1)	(1)	



Reverted includes the statutory three-percent reserve amount (when applicable).
 Restricted includes any Governor's Expenditure Restrictions which remained at the end of the fiscal year (when applicable).
 Actual expenditures for all fiscal years are as of June 30 and do not include lapse period activities.

- NOTES:**
- (1) Financial data includes operating and contract audit appropriations which are set at a level to encumber and pay our commitments and often span more than one fiscal year. That, in conjunction with staff turnover, have caused high unexpended appropriation balances.
 - (2) Lapse was high due to available one-time ARRA funding.

CORE RECONCILIATION DETAIL

DEPARTMENT OF NATURAL RESOURCES
DEPARTMENT OPERATIONS

5. CORE RECONCILIATION DETAIL

			Budget Class	FTE	GR	Federal	Other	Total	Explanation
TAFP AFTER VETOES									
			PS	85.19	196,070	1,399,232	2,367,178	3,962,480	
			EE	0.00	109,485	413,142	1,066,518	1,589,145	
			Total	85.19	305,555	1,812,374	3,433,696	5,551,625	
DEPARTMENT CORE ADJUSTMENTS									
Core Reallocation	793	1810	PS	(0.00)	0	0	0	0	(0) Core reallocations will more closely align the budget with planned spending.
Core Reallocation	793	1813	PS	0.00	0	0	0	0	0 Core reallocations will more closely align the budget with planned spending.
Core Reallocation	793	1804	PS	0.00	0	0	0	0	(0) Core reallocations will more closely align the budget with planned spending.
NET DEPARTMENT CHANGES				0.00	0	0	0	0	0
DEPARTMENT CORE REQUEST									
			PS	85.19	196,070	1,399,232	2,367,178	3,962,480	
			EE	0.00	109,485	413,142	1,066,518	1,589,145	
			Total	85.19	305,555	1,812,374	3,433,696	5,551,625	
GOVERNOR'S RECOMMENDED CORE									
			PS	85.19	196,070	1,399,232	2,367,178	3,962,480	
			EE	0.00	109,485	413,142	1,066,518	1,589,145	
			Total	85.19	305,555	1,812,374	3,433,696	5,551,625	

FLEXIBILITY REQUEST FORM

BUDGET UNIT NUMBER: 78111C	DEPARTMENT: NATURAL RESOURCES
BUDGET UNIT NAME: DEPARTMENT OPERATIONS	
HOUSE BILL SECTION(S): 6.200	DIVISION: DEPARTMENT OPERATIONS

1. Provide the amount by fund of personal service flexibility and the amount by fund of expense and equipment flexibility you are requesting in dollar and percentage terms and explain why the flexibility is needed. If flexibility is being requested among divisions, provide the amount by fund of flexibility you are requesting in dollar and percentage terms and explain why the flexibility is needed.

GOVERNOR'S RECOMMENDATION

The department requests retention of 75% flexibility between funds (federal and other). The flexibility will allow the department to align appropriation authority with planned spending during the fiscal year based on funds availability and will help ensure effective, responsive service delivery by Department Operations staff.

2. Estimate how much flexibility will be used for the budget year. How much flexibility was used in the Prior Year Budget and the Current Year Budget? Please specify the amount.

PRIOR YEAR ACTUAL AMOUNT OF FLEXIBILITY USED	CURRENT YEAR ESTIMATED AMOUNT OF FLEXIBILITY THAT WILL BE USED	BUDGET REQUEST - GOVERNOR'S REC ESTIMATED AMOUNT OF FLEXIBILITY THAT WILL BE USED
Flexibility was not used in FY 2015.	Flexibility usage is difficult to estimate at this time.	Flexibility usage is difficult to estimate at this time.

3. Please explain how flexibility was used in the prior and/or current years.

PRIOR YEAR EXPLAIN ACTUAL USE	CURRENT YEAR EXPLAIN PLANNED USE
Flexibility was not used in FY 2015.	The flexibility will allow the department to align appropriation authority with planned spending during the fiscal year based on funds availability and will help ensure effective, responsive service delivery by Department Operations staff.

MISSOURI DEPARTMENT OF NATURAL RESOURCES

DECISION ITEM DETAIL

Budget Unit	FY 2015	FY 2015	FY 2016	FY 2016	FY 2017	FY 2017	FY 2017	FY 2017
Decision Item	ACTUAL	ACTUAL	BUDGET	BUDGET	DEPT REQ	DEPT REQ	GOV REC	GOV REC
Budget Object Class	DOLLAR	FTE	DOLLAR	FTE	DOLLAR	FTE	DOLLAR	FTE
DEPARTMENT OPERATIONS								
CORE								
SR OFC SUPPORT ASST (CLERICAL)	18,022	0.70	0	0.00	0	0.00	0	0.00
ADMIN OFFICE SUPPORT ASSISTANT	54,014	1.87	57,109	2.00	58,980	2.00	58,980	2.00
OFFICE SUPPORT ASST (KEYBRD)	16,720	0.73	23,160	1.00	23,160	1.00	23,160	1.00
SR OFC SUPPORT ASST (KEYBRD)	112,183	4.34	129,955	5.00	129,948	5.00	129,948	5.00
OFFICE SERVICES ASST	81	0.00	0	0.00	0	0.00	0	0.00
PROCUREMENT OFCR II	44,916	1.01	45,159	1.00	45,156	1.00	45,156	1.00
ACCOUNT CLERK II	25,687	1.01	25,965	1.00	25,824	1.00	25,824	1.00
AUDITOR II	24,267	0.63	38,722	1.00	38,928	1.00	38,928	1.00
AUDITOR I	12,973	0.37	0	0.00	0	0.00	0	0.00
SENIOR AUDITOR	96,229	2.00	94,064	2.00	93,864	2.00	93,864	2.00
ACCOUNTANT I	30,473	1.01	30,814	1.00	30,984	1.00	30,984	1.00
ACCOUNTING SPECIALIST I	59,785	1.67	72,401	2.00	72,408	2.00	72,408	2.00
ACCOUNTING SPECIALIST II	116,234	2.87	121,947	3.00	121,932	3.00	121,932	3.00
ACCOUNTING SPECIALIST III	145,947	3.01	146,890	3.00	146,880	3.00	146,880	3.00
BUDGET ANAL II	37,346	1.01	37,548	1.00	37,548	1.00	37,548	1.00
BUDGET ANAL III	149,556	3.02	149,258	3.00	149,268	3.00	149,268	3.00
PERSONNEL OFCR II	30,148	0.66	45,159	1.00	0	0.00	0	0.00
HUMAN RELATIONS OFCR I	40,951	1.01	41,163	1.00	41,172	1.00	41,172	1.00
PERSONNEL ANAL I	18,766	0.59	0	0.00	0	0.00	0	0.00
PERSONNEL ANAL II	63,834	1.67	113,325	3.00	119,268	3.00	119,268	3.00
PUBLIC INFORMATION COOR	84,741	2.03	103,819	2.40	91,277	2.20	91,277	2.20
PUBLIC INFORMATION ADMSTR	116,804	2.04	114,751	2.00	114,756	2.00	114,756	2.00
TRAINING TECH II	84,860	2.00	85,383	2.00	85,416	2.00	85,416	2.00
EXECUTIVE I	97,984	3.16	95,232	3.00	126,072	4.00	126,072	4.00
MANAGEMENT ANALYSIS SPEC II	83,638	1.72	80,968	1.65	80,968	1.65	80,968	1.65
PLANNER III	141,793	2.69	156,166	3.00	100,140	2.00	100,140	2.00
PLANNER IV	67,796	1.00	68,162	1.00	136,320	2.00	136,320	2.00
PERSONNEL CLERK	83,767	2.86	88,494	3.00	57,600	2.00	57,600	2.00
LABORER II	14,123	0.63	23,037	1.00	23,160	1.00	23,160	1.00
GRAPHICS SPV	42,481	1.00	42,712	1.00	42,708	1.00	42,708	1.00
ENVIRONMENTAL MGR B2	30,505	0.50	30,668	0.50	30,670	0.50	30,670	0.50
FACILITIES OPERATIONS MGR B2	57,360	1.00	57,669	1.00	57,669	1.00	57,669	1.00

MISSOURI DEPARTMENT OF NATURAL RESOURCES

DECISION ITEM DETAIL

Budget Unit	FY 2015	FY 2015	FY 2016	FY 2016	FY 2017	FY 2017	FY 2017	FY 2017
Decision Item	ACTUAL	ACTUAL	BUDGET	BUDGET	DEPT REQ	DEPT REQ	GOV REC	GOV REC
Budget Object Class	DOLLAR	FTE	DOLLAR	FTE	DOLLAR	FTE	DOLLAR	FTE
DEPARTMENT OPERATIONS								
CORE								
FISCAL & ADMINISTRATIVE MGR B1	114,680	2.00	115,299	2.00	115,298	2.00	115,298	2.00
FISCAL & ADMINISTRATIVE MGR B2	143,579	2.16	277,524	4.00	137,468	2.00	137,468	2.00
FISCAL & ADMINISTRATIVE MGR B3	35,670	0.50	0	0.00	147,654	2.00	147,654	2.00
HUMAN RESOURCES MGR B1	75,760	1.34	58,746	1.00	110,731	2.00	110,731	2.00
HUMAN RESOURCES MGR B2	128,688	2.00	129,379	2.00	129,382	2.00	129,382	2.00
STATE DEPARTMENT DIRECTOR	121,052	1.00	121,705	1.00	121,705	1.00	121,705	1.00
DEPUTY STATE DEPT DIRECTOR	69,255	0.62	107,370	1.00	111,605	1.00	111,605	1.00
DESIGNATED PRINCIPAL ASST DEPT	196,307	3.99	289,376	5.00	197,800	4.00	197,800	4.00
DIVISION DIRECTOR	43,771	0.45	96,455	1.00	0	0.00	0	0.00
DESIGNATED PRINCIPAL ASST DIV	93,474	1.40	39,666	1.00	139,977	2.00	139,977	2.00
LEGAL COUNSEL	94,773	1.07	88,844	1.00	88,880	1.00	88,880	1.00
CLERK	667	0.03	0	0.00	0	0.00	0	0.00
MISCELLANEOUS TECHNICAL	638	0.01	0	0.00	0	0.00	0	0.00
MISCELLANEOUS PROFESSIONAL	74,405	1.84	0	0.00	0	0.00	0	0.00
SPECIAL ASST PROFESSIONAL	477,271	7.48	518,416	13.64	579,904	14.84	579,904	14.84
SPECIAL ASST OFFICE & CLERICAL	3,037	0.10	0	0.00	0	0.00	0	0.00
TOTAL - PS	3,677,011	75.80	3,962,480	85.19	3,962,480	85.19	3,962,480	85.19
TRAVEL, IN-STATE	41,879	0.00	60,161	0.00	60,161	0.00	60,161	0.00
TRAVEL, OUT-OF-STATE	24,697	0.00	32,700	0.00	32,700	0.00	32,700	0.00
FUEL & UTILITIES	0	0.00	307	0.00	307	0.00	307	0.00
SUPPLIES	138,073	0.00	184,612	0.00	154,612	0.00	154,612	0.00
PROFESSIONAL DEVELOPMENT	127,218	0.00	115,409	0.00	130,409	0.00	130,409	0.00
COMMUNICATION SERV & SUPP	54,188	0.00	100,579	0.00	84,279	0.00	84,279	0.00
PROFESSIONAL SERVICES	339,082	0.00	1,025,528	0.00	1,060,528	0.00	1,060,528	0.00
HOUSEKEEPING & JANITORIAL SERV	0	0.00	518	0.00	518	0.00	518	0.00
M&R SERVICES	13,190	0.00	20,379	0.00	18,379	0.00	18,379	0.00
COMPUTER EQUIPMENT	406	0.00	0	0.00	0	0.00	0	0.00
OFFICE EQUIPMENT	33,735	0.00	12,560	0.00	21,860	0.00	21,860	0.00
OTHER EQUIPMENT	11,359	0.00	11,566	0.00	11,566	0.00	11,566	0.00
PROPERTY & IMPROVEMENTS	6,484	0.00	0	0.00	0	0.00	0	0.00
BUILDING LEASE PAYMENTS	1,225	0.00	10,781	0.00	1,781	0.00	1,781	0.00
EQUIPMENT RENTALS & LEASES	50	0.00	1,731	0.00	731	0.00	731	0.00

MISSOURI DEPARTMENT OF NATURAL RESOURCES

DECISION ITEM DETAIL

Budget Unit	FY 2015	FY 2015	FY 2016	FY 2016	FY 2017	FY 2017	FY 2017	FY 2017
Decision Item	ACTUAL	ACTUAL	BUDGET	BUDGET	DEPT REQ	DEPT REQ	GOV REC	GOV REC
Budget Object Class	DOLLAR	FTE	DOLLAR	FTE	DOLLAR	FTE	DOLLAR	FTE
DEPARTMENT OPERATIONS								
CORE								
MISCELLANEOUS EXPENSES	8,518	0.00	12,314	0.00	11,314	0.00	11,314	0.00
TOTAL - EE	800,104	0.00	1,589,145	0.00	1,589,145	0.00	1,589,145	0.00
GRAND TOTAL	\$4,477,115	75.80	\$5,551,625	85.19	\$5,551,625	85.19	\$5,551,625	85.19
GENERAL REVENUE	\$295,351	3.95	\$305,555	9.50	\$305,555	9.50	\$305,555	9.50
FEDERAL FUNDS	\$1,426,832	26.59	\$1,812,374	29.10	\$1,812,374	29.10	\$1,812,374	29.10
OTHER FUNDS	\$2,754,932	45.26	\$3,433,696	46.59	\$3,433,696	46.59	\$3,433,696	46.59

PROGRAM DESCRIPTION

Department of Natural Resources

HB Section(s): 6.200

Department Operations

Program is found in the following core budget(s): Department Operations

1. What does this program do?

Department Operations includes staff for the Director's Office, Communications, Policy, Legal and Administrative Support. Department Operations staff is responsible for the development of statewide environmental and natural resource policies and provides departmental focus on key outcomes and works to ensure decisions are made which result in environmental improvements, such as participation in an interstate river association and reviewing environmental impact statements for major projects. Staff also coordinates functional and programmatic interaction between the department's divisions and programs to ensure a consistent approach. Department Operations is responsible for the management of all organizational units within the department: the Division of Environmental Quality, Missouri Geological Survey and Missouri State Parks; as well as coordination with the Environmental Improvement and Energy Resources Authority and Petroleum Storage Tank Insurance Fund Board.

Department Operations also includes administrative support functions of budget development and financial resource allocations, internal audit, accounting, human resources, procurement, grants management and general services.

2. What is the authorization for this program, i.e., federal or state statutes, etc.? (Include the federal program number, if applicable.)

Not applicable

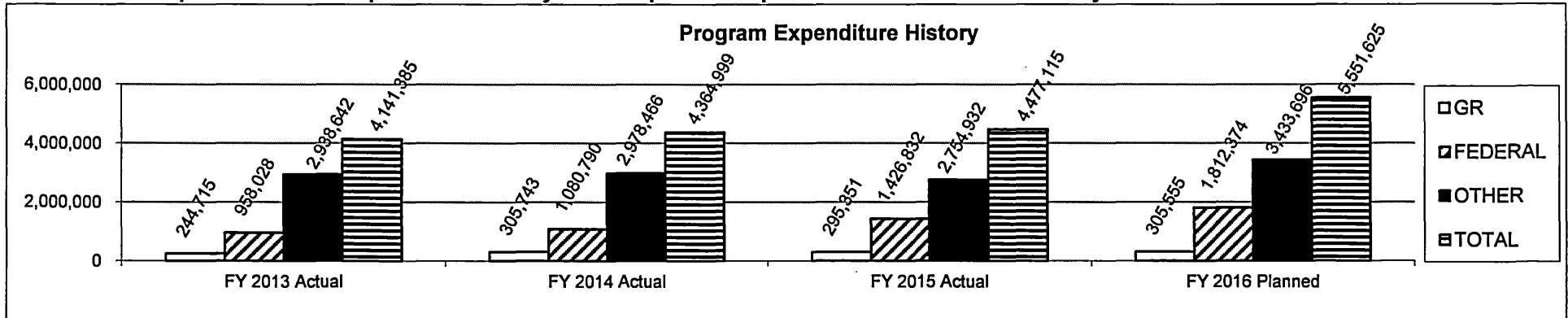
3. Are there federal matching requirements? If yes, please explain.

No

4. Is this a federally mandated program? If yes, please explain.

No

5. Provide actual expenditures for the prior three fiscal years and planned expenditures for the current fiscal year.



Notes: Actual expenditures for all fiscal years are as June 30 and do not include lapse period activities. In FY 2013, one-time ARRA funds were expended from House Bill 18 (rather than HB 6) and are therefore not reflected here. FY 2016 Planned is shown at full appropriation.

PROGRAM DESCRIPTION

Department of Natural Resources **HB Section(s): 6.200**
Department Operations
Program is found in the following core budget(s): Department Operations

6. What are the sources of the "Other" funds?
 State Parks Earnings Fund (0415); DNR Revolving Services Fund (0425); Cost Allocation Fund (0500); Solid Waste Management Fund (0570); Soil and Water Sales Tax Fund (0614); Water and Wastewater Loan Fund (0649)

7a. Provide an effectiveness measure.

	FY 2013 Projected	FY 2013 Actual	FY 2014 Projected	FY 2014 Actual	FY 2015 Projected	FY 2015 Actual	FY 2016 Projected	FY 2017 Projected	FY 2018 Projected
Outreach to Clients									
Calls made to DNR's 1-800 number	23,000	20,465	21,000	18,212	21,000	16,212	17,000	17,000	17,000
Missouri Resources magazine subscribers	80,733	80,594	83,012	82,161	83,000	83,904	84,000	84,000	84,000
Number of DNR website visitors (1)	N/A	856,953	N/A	785,827	800,000	764,778	800,000	800,000	800,000
Total Amount of Grants Awarded to DNR (1) and (2)	N/A	\$145 million	N/A	\$82 million	N/A	\$104 million	\$89 million	\$111 million	\$80 million
Total Number of Grants Awarded to DNR (1) and (2)	N/A	64	N/A	54	190	56	70	75	60

- (1) This is a new measure for the FY 2016 budget and as such, no projections prior to FY 2015 are available.
 (2) These awards ensure staff, sub recipients and taxpayers are seeing their natural resources protected.

PROGRAM DESCRIPTION

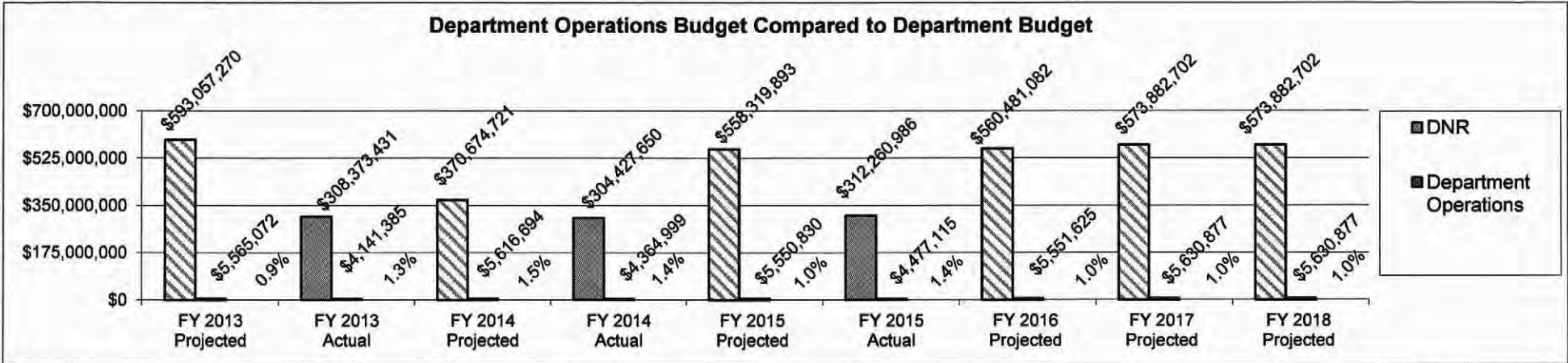
Department of Natural Resources

HB Section(s): 6.200

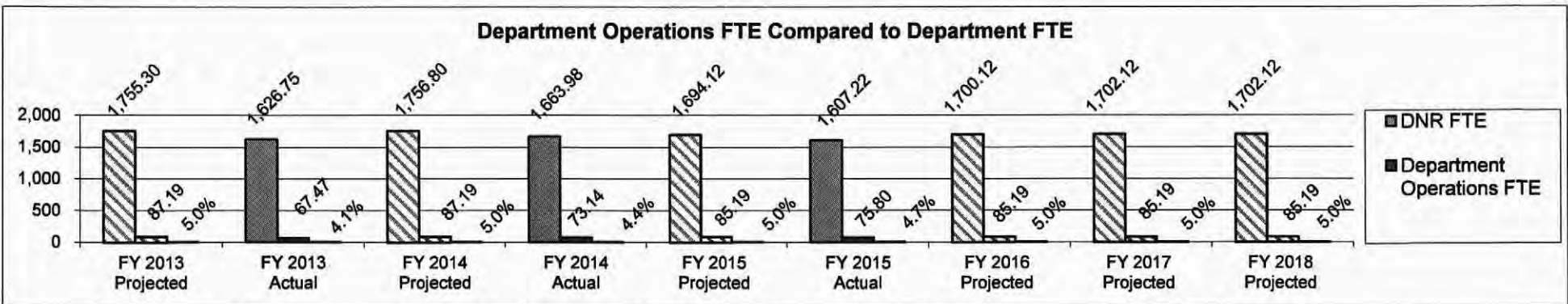
Department Operations

Program is found in the following core budget(s): Department Operations

7b. Provide an efficiency measure.



Note: FY 2013, one-time ARRA funds were expended from House Bill 18 (rather than HB 6) and are therefore not reflected here. In FY 2013, some core pass-through appropriations were set at a level to encumber and pay our commitments, which often span multiple fiscal years. Beginning in FY 2014, some pass-through programs were provided appropriation authority to be used for encumbrance purposes only, which are excluded from this chart. FY 2015 Projected includes a \$204 million expansion to the Water Infrastructure budget.



Note: FY 2013, one-time ARRA funds were expended from House Bill 18 (rather than HB 6) and are therefore not reflected here.

PROGRAM DESCRIPTION

Department of Natural Resources	HB Section(s): 6.200
Department Operations	
Program is found in the following core budget(s): Department Operations	
7c. Provide the number of clients/individuals served (if applicable)	
FY 2016 Core Department Staff:	
– Water Resources	32.80 FTE
– Soil and Water Conservation	32.86 FTE
– Division of Environmental Quality	791.24 FTE
– Petroleum Related Activities	16.20 FTE
– Agency Wide Tank Board	2.00 FTE
– Missouri Geological Survey	61.37 FTE
– Missouri State Parks	678.46 FTE
7d. Provide a customer satisfaction measure, if available.	
Not available	

**Division of Environmental Quality
FY 2017 Governor's Recommended Budget**

Page	DEQ Core (Operating, Pass Through, and Appropriated Transfers):	GR	Fed	Other	Total	FTE
22	Water Protection Program	559,125	42,363,534	666,627,840	709,550,499	166.69
61	Soil & Water Conservation Program	0	1,231,432	45,934,995	47,166,427	36.86
93	Air Pollution Control Program	0	8,456,286	6,147,773	14,604,059	107.98
119/144	Hazardous Waste Program	961,176	5,530,368	5,668,887	12,160,431	134.42
162	Solid Waste Management Program	16,119 E	200	22,239,417	22,255,736	38.00
189	Regional Offices	2,345,473	3,654,671	4,738,202	10,738,346	201.15
206	Environmental Services Program	1,454,742	2,500,446	2,286,410	6,241,598	93.00
233	DEQ Administration	0	2,257,339	1,178,457	3,435,796	23.00
	Total Core	5,336,635	65,994,276	754,821,981	826,152,892	801.10
	% of Core	1%	8%	91%	100%	
Page	DEQ NDIs:					
54	Water Quality Studies Increase	0	0	1 E	1	0.00
85	Soil and Water Conservation Cost-Share Expansion	0	0	8,800,000	8,800,000	0.00
199	SWRO/Lake Ozark Satellite Office Trailer Replacement	25,085	0	84,915	110,000	0.00
224	Environmental Emergency Response PSD Increase	0	0	1 E	1	0.00
	Total NDIs	25,085	0	8,884,917	8,910,002	0.00
Total (includes encumbrance appropriation authority)		5,361,720	65,994,276	763,706,898	835,062,894	801.10
	% of Core & NDI	1%	8%	91%	100%	
Page	Encumbrance Appropriation Authority (included in figures above):					
22	Water Infrastructure	0	0	333,529,824	333,529,824	0.00
22	Water Quality Studies	0	25,000,000	1,000,000	26,000,000	0.00
93	Air Pollution Control Grants	0	4,400,000	0	4,400,000	0.00
	Total Encumbrance Appropriation Authority	0	29,400,000	334,529,824	363,929,824	0.00
Total (excludes encumbrance appropriation authority)		5,361,720	36,594,276	429,177,074	471,133,070	801.10
	% of Core & NDI	1%	8%	91%	100%	

Note: This summary does not include items in the Agency Wide budget that may also involve DEQ.

FLEXIBILITY REQUEST FORM

BUDGET UNIT NUMBER: 78847C, 78850C, 78865C, 78870C, 78875C, 78855C, 78885C, 78117C	DEPARTMENT: NATURAL RESOURCES
BUDGET UNIT NAME: ENVIRONMENTAL QUALITY OPERATIONS	
HOUSE BILL SECTION(S): 6.225	DIVISION: ENVIRONMENTAL QUALITY

1. Provide the amount by fund of personal service flexibility and the amount by fund of expense and equipment flexibility you are requesting in dollar and percentage terms and explain why the flexibility is needed. If flexibility is being requested among divisions, provide the amount by fund of flexibility you are requesting in dollar and percentage terms and explain why the flexibility is needed.

GOVERNOR'S RECOMMENDATION

The Division of Environmental Quality (DEQ) requests retention of 25% flexibility between Personal Service (PS) and Expense and Equipment (E&E) for General Revenue. In addition, DEQ requests retention of 25% flexibility between programs and/or regional offices for General Revenue. For Federal and Other Funds, the division requests retention of 75% flexibility between funds. The flexibility will help address environmental emergencies or other unanticipated needs by aligning the budget during the fiscal year based on funds availability to ensure effective, responsive service delivery by the division.

2. Estimate how much flexibility will be used for the budget year. How much flexibility was used in the Prior Year Budget and the Current Year Budget? Please specify the amount.

PRIOR YEAR ACTUAL AMOUNT OF FLEXIBILITY USED	CURRENT YEAR ESTIMATED AMOUNT OF FLEXIBILITY THAT WILL BE USED	BUDGET REQUEST - GOVERNOR'S REC ESTIMATED AMOUNT OF FLEXIBILITY THAT WILL BE USED
\$532,680 Fund to Fund (Federal/Other)	Flexibility usage is difficult to estimate at this time.	Flexibility usage is difficult to estimate at this time.

3. Please explain how flexibility was used in the prior and/or current years.

PRIOR YEAR EXPLAIN ACTUAL USE	CURRENT YEAR EXPLAIN PLANNED USE
Fund to fund flex was used to align appropriation to proper funding based on service delivery needs during the year.	Flexibility will be used for unanticipated needs, such as environmental emergencies or situations that may require an extraordinary response, and to align the budget based on funds availability to ensure effective, responsive service delivery by the division.

FLEXIBILITY REQUEST FORM

BUDGET UNIT NUMBER: 79415C, 79405C, 79230C, 79455C, 79360C	DEPARTMENT: NATURAL RESOURCES
BUDGET UNIT NAME: ENVIRONMENTAL QUALITY PASS THROUGH	
HOUSE BILL SECTION(S): 6.225	DIVISION: ENVIRONMENTAL QUALITY

1. Provide the amount by fund of personal service flexibility and the amount by fund of expense and equipment flexibility you are requesting in dollar and percentage terms and explain why the flexibility is needed. If flexibility is being requested among divisions, provide the amount by fund of flexibility you are requesting in dollar and percentage terms and explain why the flexibility is needed.

GOVERNOR'S RECOMMENDATION

The Division of Environmental Quality (DEQ) requests retention of 75% flexibility between funds (federal and other) for these pass through budget units: Water and Wastewater Infrastructure (79415C); Water Quality Studies (79405C); Air Pollution Control Grants & Contracts (79230C); and Technical Assistance Grants (79360C). Fund flexibility will be used when needed to align appropriation authority with planned spending based on funds availability for pass through programs.

In addition, DEQ requests retention of 10% flexibility between Personal Service and Expense and Equipment (E&E) for the Post-Closure Fund (0198) related to closure and postclosure activities at solid waste landfills with forfeited financial assurance instruments (79455C).

2. Estimate how much flexibility will be used for the budget year. How much flexibility was used in the Prior Year Budget and the Current Year Budget? Please specify the amount.

PRIOR YEAR ACTUAL AMOUNT OF FLEXIBILITY USED	CURRENT YEAR ESTIMATED AMOUNT OF FLEXIBILITY THAT WILL BE USED	BUDGET REQUEST - GOVERNOR'S REC ESTIMATED AMOUNT OF FLEXIBILITY THAT WILL BE USED
\$2,000,000 Fund to Fund (Other/Other) for Water Infrastructure	Flexibility usage is difficult to estimate at this time.	Flexibility usage is difficult to estimate at this time.
\$750,000 Fund to Fund (Fed/Other) for Water Quality Studies		

3. Please explain how flexibility was used in the prior and/or current years.

PRIOR YEAR EXPLAIN ACTUAL USE	CURRENT YEAR EXPLAIN PLANNED USE
Fund to fund flex was used to align Clean Water State Revolving Fund and Water Quality Studies appropriation authority based on available funding to process pass through payments.	Fund flexibility will be used when needed to align appropriation authority with planned spending based on funds availability for pass through programs. PS and E&E flexibility will be used to ensure effective, responsive service delivery related to solid waste forfeiture sites.

This page was intentionally left blank.

MISSOURI DEPARTMENT OF NATURAL RESOURCES

DECISION ITEM SUMMARY

Budget Unit									
Decision Item	FY 2015	FY 2015	FY 2016	FY 2016	FY 2017	FY 2017	FY 2017	FY 2017	FY 2017
Budget Object Summary	ACTUAL	ACTUAL	BUDGET	BUDGET	DEPT REQ	DEPT REQ	GOV REC	GOV REC	GOV REC
Fund	DOLLAR	FTE	DOLLAR	FTE	DOLLAR	FTE	DOLLAR	FTE	FTE
WATER PROTECTION PROGRAM									
CORE									
PERSONAL SERVICES									
GENERAL REVENUE	378,223	8.74	392,619	9.00	392,619	9.00	392,619	9.00	9.00
DEPT NATURAL RESOURCES	2,554,868	61.05	3,085,807	70.71	2,883,175	66.71	2,883,175	66.71	66.71
NATURAL RESOURCES PROTECTION	61,365	0.88	66,700	0.95	3,522	0.05	3,522	0.05	0.05
NRP-WATER POLLUTION PERMIT FEE	2,013,296	46.67	2,447,890	56.03	2,510,426	56.92	2,510,426	56.92	56.92
SOLID WASTE MANAGEMENT	247	0.00	377	0.01	704	0.01	704	0.01	0.01
UNDERGROUND STOR TANK REG PROG	446	0.01	677	0.01	704	0.01	704	0.01	0.01
WATER & WASTEWATER LOAN FUND	1,111,485	24.26	939,753	19.80	939,753	19.80	939,753	19.80	19.80
HAZARDOUS WASTE FUND	198	0.00	299	0.00	704	0.01	704	0.01	0.01
SAFE DRINKING WATER FUND	435,630	11.64	477,437	14.18	477,320	14.18	477,320	14.18	14.18
TOTAL - PS	6,555,758	153.25	7,411,559	170.69	7,208,927	166.69	7,208,927	166.69	166.69
EXPENSE & EQUIPMENT									
GENERAL REVENUE	161,511	0.00	166,506	0.00	166,506	0.00	166,506	0.00	0.00
DEPT NATURAL RESOURCES	1,287,895	0.00	2,009,159	0.00	1,980,359	0.00	1,980,359	0.00	0.00
NATURAL RESOURCES PROTECTION	0	0.00	22,827	0.00	22,827	0.00	22,827	0.00	0.00
NRP-WATER POLLUTION PERMIT FEE	401,856	0.00	805,058	0.00	756,242	0.00	756,242	0.00	0.00
WATER & WASTEWATER LOAN FUND	49,222	0.00	81,675	0.00	81,675	0.00	81,675	0.00	0.00
SAFE DRINKING WATER FUND	650,254	0.00	730,435	0.00	730,435	0.00	730,435	0.00	0.00
TOTAL - EE	2,550,738	0.00	3,815,660	0.00	3,738,044	0.00	3,738,044	0.00	0.00
PROGRAM-SPECIFIC									
NRP-WATER POLLUTION PERMIT FEE	0	0.00	5,000	0.00	5,000	0.00	5,000	0.00	0.00
TOTAL - PD	0	0.00	5,000	0.00	5,000	0.00	5,000	0.00	0.00
TOTAL	9,106,496	153.25	11,232,219	170.69	10,951,971	166.69	10,951,971	166.69	166.69
Pay Plan - 0000012									
PERSONAL SERVICES									
GENERAL REVENUE	0	0.00	0	0.00	0	0.00	7,852	0.00	0.00
DEPT NATURAL RESOURCES	0	0.00	0	0.00	0	0.00	57,664	0.00	0.00
NATURAL RESOURCES PROTECTION	0	0.00	0	0.00	0	0.00	70	0.00	0.00
NRP-WATER POLLUTION PERMIT FEE	0	0.00	0	0.00	0	0.00	50,206	0.00	0.00
SOLID WASTE MANAGEMENT	0	0.00	0	0.00	0	0.00	14	0.00	0.00
UNDERGROUND STOR TANK REG PROG	0	0.00	0	0.00	0	0.00	14	0.00	0.00
WATER & WASTEWATER LOAN FUND	0	0.00	0	0.00	0	0.00	18,794	0.00	0.00

1/21/16 9:54

im_dlsupply

MISSOURI DEPARTMENT OF NATURAL RESOURCES

DECISION ITEM SUMMARY

Budget Unit								
Decision Item	FY 2015	FY 2015	FY 2016	FY 2016	FY 2017	FY 2017	FY 2017	FY 2017
Budget Object Summary	ACTUAL	ACTUAL	BUDGET	BUDGET	DEPT REQ	DEPT REQ	GOV REC	GOV REC
Fund	DOLLAR	FTE	DOLLAR	FTE	DOLLAR	FTE	DOLLAR	FTE
WATER PROTECTION PROGRAM								
Pay Plan - 0000012								
PERSONAL SERVICES								
HAZARDOUS WASTE FUND	0	0.00	0	0.00	0	0.00	14	0.00
SAFE DRINKING WATER FUND	0	0.00	0	0.00	0	0.00	9,546	0.00
TOTAL - PS	0	0.00	0	0.00	0	0.00	144,174	0.00
TOTAL	0	0.00	0	0.00	0	0.00	144,174	0.00
GRAND TOTAL	\$9,106,496	153.25	\$11,232,219	170.69	\$10,951,971	166.69	\$11,096,145	166.69

MISSOURI DEPARTMENT OF NATURAL RESOURCES

DECISION ITEM SUMMARY

Budget Unit								
Decision Item	FY 2015	FY 2015	FY 2016	FY 2016	FY 2017	FY 2017	FY 2017	FY 2017
Budget Object Summary	ACTUAL	ACTUAL	BUDGET	BUDGET	DEPT REQ	DEPT REQ	GOV REC	GOV REC
Fund	DOLLAR	FTE	DOLLAR	FTE	DOLLAR	FTE	DOLLAR	FTE
WATER INFRASTRUCTURE								
CORE								
PROGRAM-SPECIFIC								
STORMWATER A-2002-37H	0	0.00	10,000	0.00	10,000	0.00	10,000	0.00
WPC SERIES A 2007-37G	0	0.00	10,000	0.00	10,000	0.00	10,000	0.00
WPC SERIES A 2007-37E	0	0.00	20,000	0.00	20,000	0.00	20,000	0.00
NRP-WATER POLLUTION PERMIT FEE	239,742	0.00	10,839,999	0.00	10,839,999	0.00	14,239,999	0.00
WATER & WASTEWATER LOAN REVOLV	91,578,317	0.00	448,015,896	0.00	448,015,896	0.00	444,615,896	0.00
WATER & WASTEWATER LOAN FUND	55,619,079	0.00	190,528,640	0.00	190,528,640	0.00	190,528,640	0.00
STORM WATER LOAN REVOLVING	0	0.00	6,514,141	0.00	6,514,141	0.00	6,514,141	0.00
RURAL WATER AND SEWER LOAN REV	193,082	0.00	1,800,000	0.00	1,800,000	0.00	1,800,000	0.00
TOTAL - PD	147,630,220	0.00	657,738,676	0.00	657,738,676	0.00	657,738,676	0.00
TOTAL	147,630,220	0.00	657,738,676	0.00	657,738,676	0.00	657,738,676	0.00
Water Infrastr Grants & Loans - 1780001								
PROGRAM-SPECIFIC								
STORMWATER SERIES A 2016 37H	0	0.00	0	0.00	20,000,000	0.00	0	0.00
WPC SERIES A 2016 37G	0	0.00	0	0.00	21,000,000	0.00	0	0.00
WPC SERIES A 2016 37E	0	0.00	0	0.00	18,000,000	0.00	0	0.00
WPC SERIES A 2016 (SRF) 37E	0	0.00	0	0.00	11,000,000	0.00	0	0.00
TOTAL - PD	0	0.00	0	0.00	70,000,000	0.00	0	0.00
TOTAL	0	0.00	0	0.00	70,000,000	0.00	0	0.00
GRAND TOTAL	\$147,630,220	0.00	\$657,738,676	0.00	\$727,738,676	0.00	\$657,738,676	0.00

MISSOURI DEPARTMENT OF NATURAL RESOURCES

DECISION ITEM SUMMARY

Budget Unit								
Decision Item	FY 2015	FY 2015	FY 2016	FY 2016	FY 2017	FY 2017	FY 2017	FY 2017
Budget Object Summary	ACTUAL	ACTUAL	BUDGET	BUDGET	DEPT REQ	DEPT REQ	GOV REC	GOV REC
Fund	DOLLAR	FTE	DOLLAR	FTE	DOLLAR	FTE	DOLLAR	FTE
WATER QUALITY STUDIES								
CORE								
EXPENSE & EQUIPMENT								
DEPT NATURAL RESOURCES	355,910	0.00	1,620,001	0.00	1,620,001	0.00	1,620,001	0.00
NRP-WATER POLLUTION PERMIT FEE	821,480	0.00	620,001	0.00	620,001	0.00	620,001	0.00
SAFE DRINKING WATER FUND	315,697	0.00	599,852	0.00	599,852	0.00	599,852	0.00
TOTAL - EE	1,493,087	0.00	2,839,854	0.00	2,839,854	0.00	2,839,854	0.00
PROGRAM-SPECIFIC								
DEPT NATURAL RESOURCES	5,662,213	0.00	35,879,999	0.00	35,879,999	0.00	35,879,999	0.00
NRP-WATER POLLUTION PERMIT FEE	580,541	0.00	2,079,999	0.00	2,079,999	0.00	2,079,999	0.00
TOTAL - PD	6,242,754	0.00	37,959,998	0.00	37,959,998	0.00	37,959,998	0.00
TOTAL	7,735,841	0.00	40,799,852	0.00	40,799,852	0.00	40,799,852	0.00
Water Quality Studies PSD Incr - 1780007								
EXPENSE & EQUIPMENT								
NRP-WATER POLLUTION PERMIT FEE	0	0.00	0	0.00	3,000,000	0.00	1	0.00
TOTAL - EE	0	0.00	0	0.00	3,000,000	0.00	1	0.00
PROGRAM-SPECIFIC								
NRP-WATER POLLUTION PERMIT FEE	0	0.00	0	0.00	600,000	0.00	0	0.00
TOTAL - PD	0	0.00	0	0.00	600,000	0.00	0	0.00
TOTAL	0	0.00	0	0.00	3,600,000	0.00	1	0.00
GRAND TOTAL	\$7,735,841	0.00	\$40,799,852	0.00	\$44,399,852	0.00	\$40,799,853	0.00

MISSOURI DEPARTMENT OF NATURAL RESOURCES

DECISION ITEM SUMMARY

Budget Unit								
Decision Item	FY 2015	FY 2015	FY 2016	FY 2016	FY 2017	FY 2017	FY 2017	FY 2017
Budget Object Summary	ACTUAL	ACTUAL	BUDGET	BUDGET	DEPT REQ	DEPT REQ	GOV REC	GOV REC
Fund	DOLLAR	FTE	DOLLAR	FTE	DOLLAR	FTE	DOLLAR	FTE
CAFO CLOSURES								
CORE								
EXPENSE & EQUIPMENT								
CONCENT ANIMAL FEEDING	0	0.00	6	0.00	6	0.00	6	0.00
TOTAL - EE	0	0.00	6	0.00	6	0.00	6	0.00
PROGRAM-SPECIFIC								
CONCENT ANIMAL FEEDING	0	0.00	59,994	0.00	59,994	0.00	59,994	0.00
TOTAL - PD	0	0.00	59,994	0.00	59,994	0.00	59,994	0.00
TOTAL	0	0.00	60,000	0.00	60,000	0.00	60,000	0.00
GRAND TOTAL	\$0	0.00	\$60,000	0.00	\$60,000	0.00	\$60,000	0.00

CORE DECISION ITEM

Department of Natural Resources	Budget Unit <u>78847C, 79415C, 79405C, 79425C</u>
Division of Environmental Quality	
Water Protection Program Core	HB Section <u>6.225</u>

1. CORE FINANCIAL SUMMARY

	FY 2017 Budget Request					FY 2017 Governor's Recommendation			
	GR	Federal	Other	Total		GR	Fed	Other	Total
PS	392,619	2,883,175	3,933,133	7,208,927	PS	392,619	2,883,175	3,933,133	7,208,927
EE	166,506	3,600,360	2,811,038	6,577,904	EE	166,506	3,600,360	2,811,038	6,577,904
PSD	0	35,879,999	659,883,669	695,763,668	PSD	0	35,879,999	659,883,669	695,763,668
Total	559,125	42,363,534	666,627,840	709,550,499	Total	559,125	42,363,534	666,627,840	709,550,499
FTE	9.00	66.71	90.98	166.69	FTE	9.00	66.71	90.98	166.69

Est. Fringe	186,847	1,372,103	1,871,778	3,430,728
--------------------	----------------	------------------	------------------	------------------

Note: Fringes budgeted in House Bill 5 except for certain fringes budgeted directly to MoDOT, Highway Patrol, and Conservation.

Est. Fringe	186,847	1,372,103	1,871,778	3,430,728
--------------------	----------------	------------------	------------------	------------------

Note: Fringes budgeted in House Bill 5 except for certain fringes budgeted directly to MoDOT, Highway Patrol, and Conservation.

Other Funds: Stormwater Control Fund (0302); Water Pollution Control Funds (0329, 0330); Natural Resources Protection Fund - Damages Subaccount (0555); Natural Resources Protection Fund - Water Pollution Permit Fee Subaccount (0568); Water and Wastewater Loan Revolving Fund (0602); Water and Wastewater Loan Fund (0649); Safe Drinking Water Fund (0679); Stormwater Loan Revolving Fund (0754); Rural Water and Sewer Loan Revolving Fund (0755); Concentrated Animal Feeding Operation Indemnity Fund (0834)

The FY 2017 budget request includes appropriation authority of \$333,529,824 to be used for encumbrance purposes only related to Water Infrastructure loans and grants and \$26,000,000 to be used for encumbrance purposes only related to Water Quality Studies.

Core reallocation: The budget request includes a core reallocation related to nonpoint source staff of \$202,632 PS, 4 FTE, and \$28,800 Expense and Equipment to Soil and Water Conservation Program due to the realignment within the Department.

Core reduction: The budget request includes a core reduction of \$48,816 one-time authority from the FY 2016 budget.

Note: This core budget is facing fiscal challenges.

2. CORE DESCRIPTION

The goal of the Water Protection Program is to help ensure clean and safe water for all Missourians, including drinking water, and surface and groundwater for recreational, farming and industrial uses. To accomplish this goal, the program provides financial and technical assistance, issues permits, conducts compliance efforts and classifies water bodies to determine safe levels to protect their uses.

CORE DECISION ITEM

<u>Department of Natural Resources</u>	Budget Unit <u>78847C, 79415C, 79405C, 79425C</u>
<u>Division of Environmental Quality</u>	
<u>Water Protection Program Core</u>	HB Section <u>6.225</u>

2. CORE DESCRIPTION (continued)

Water Infrastructure addresses inadequate treatment of sewage, water used for drinking water supplies, and storm water runoff that causes public health hazards and pollutes streams and lakes. The construction of public drinking water or wastewater treatment facilities is expensive and many Missouri communities need financial assistance to meet these costs. The department operates several grant and loan programs to assist political subdivisions to construct adequate wastewater, storm water and drinking water treatment facilities. This item requests the core appropriation to provide financial assistance to Missouri communities and public water supply systems for construction and expansion of drinking water and wastewater treatment projects.

Water Quality Studies provides funding to help protect the integrity of public water systems and the quality of groundwater, streams and lakes. Projects, subgrants and contracts are administered by the department to protect water quality.

Public Drinking Water Sample Analysis ensures that public water systems are routinely tested for possible contamination, thereby ensuring that the drinking water supplied by public water systems is safe and the health of Missouri's citizens is protected.

Water Quality Studies gather information that is used to develop strategic initiatives toward protection of the quality of Missouri's groundwater, streams and lakes. These water resources are important to the state's citizens and economy for beneficial uses such as drinking water, recreation and support of aquatic life. These studies also assess the technical, managerial and financial capability of public water systems and determine the most appropriate course of action for a small public water system to take to protect and maintain the quality of the source of its water and to ensure the citizens are consistently provided with clean water that is safe to drink.

CAFO Closures allow for the expenditure of Concentrated Animal Feeding Operation Indemnity Funds for closure of certain lagoon structures that have been placed in the control of government due to bankruptcy, failure to pay property taxes or abandonment. In addition, when the department determines that an owner has successfully closed a CAFO, all moneys paid into the fund by such operation are returned to the owner.

CORE DECISION ITEM

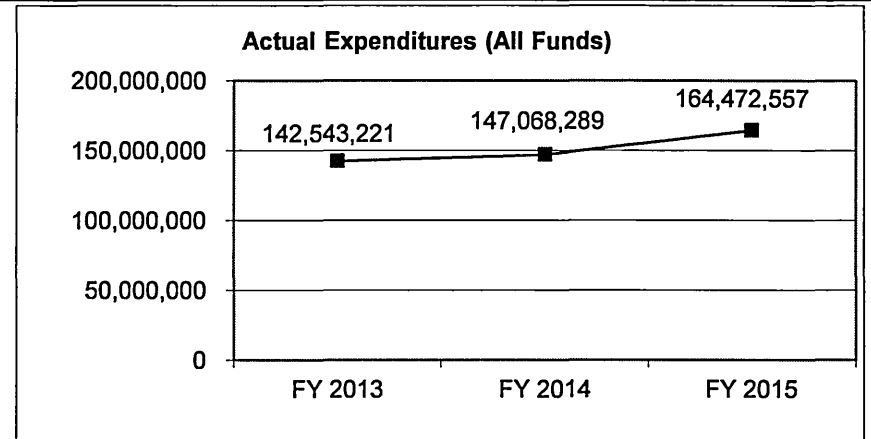
Department of Natural Resources	Budget Unit <u>78847C, 79415C, 79405C, 79425C</u>
Division of Environmental Quality	
Water Protection Program Core	HB Section <u>6.225</u>

3. PROGRAM LISTING (list programs included in this core funding)

Water Protection Program

4. FINANCIAL HISTORY

	FY 2013 Actual	FY 2014 Actual	FY 2015 Actual	FY 2016 Current Yr.
Appropriation (All Funds) (1)	351,884,987	565,365,411	709,417,353	709,830,747
Less Reverted (All Funds)	(16,957)	(16,589)	(16,710)	N/A
Less Restricted (All Funds)	0	0	0	N/A
Budget Authority (All Funds)	<u>351,868,030</u>	<u>565,348,822</u>	<u>709,400,643</u>	N/A
Actual Expenditures (All Funds)	<u>142,543,221</u>	<u>147,068,289</u>	<u>164,472,557</u>	N/A
Unexpended (All Funds)	<u>209,324,809</u>	<u>418,280,533</u>	<u>544,928,086</u>	N/A
Unexpended, by Fund:				
General Revenue	2,066	64	574	N/A
Federal	15,993,616	32,272,744	31,825,514	N/A
Other	193,329,127	386,007,725	513,101,998	N/A
	(2,3,4)	(2,3,4)	(2,3,4)	(3)



Reverted includes the statutory three-percent reserve amount (when applicable).

Restricted includes any Governor's Expenditure Restrictions which remained at the end of the fiscal year (when applicable).

Actual expenditures for all fiscal years are as of June 30 and do not include lapse period activities.

NOTES:

(1) Financial data includes operating and pass-through appropriations.

(2) Fiscal uncertainties and hiring limitations have resulted in lower personal service and expense and equipment expenditures. The program has managed expenditures to stay within available revenues. In addition, Federal expense and equipment appropriations have been maintained to allow for new federal dollars that may become available.

(3) In many cases, pass through appropriation has been provided for encumbrance and payment of our commitments, which often span multiple fiscal years causing high unexpended balances. Beginning in FY 2014, appropriations were provided for encumbrance purposes separate from expenditures. Both types of appropriation are included in the data above, therefore high unexpended balances will continue to be reflected. The FY 2016 PSD (expenditure only) appropriations are: Construction Grants \$4,360,000; Clean Water State Revolving Fund Loans \$244,511,267; Rural Water and Sewer Grants and Loans \$720,000; Storm Water Control Grants and Loans \$1,024,141; Drinking Water State Revolving Fund Loans \$73,593,444, Water Quality Studies \$14,200,000; Drinking Water Analysis \$599,852 and CAFO Closures \$60,000. The FY 2016 budget includes appropriation authority of \$333,529,824 to be used for encumbrance purposes only related to Water Infrastructure loans and grants and \$26,000,000 to be used for encumbrance purposes only related to Water Quality Studies.

CORE DECISION ITEM

Department of Natural Resources	Budget Unit <u>78847C, 79415C, 79405C, 79425C</u>
Division of Environmental Quality	
Water Protection Program Core	HB Section <u>6.225</u>

4. FINANCIAL HISTORY (continued)

Water Protection Program - Reconciliation

	FY 2013	FY 2014	FY 2015	FY 2016	FY 2017
	Actual	Actual	Actual	Current	Gov Rec
Water Protection Operations (78847C)	8,502,780	9,273,512	9,106,496	11,232,219	10,951,971
Water Infrastructure PSD (79415C)	128,685,622	131,191,655	147,630,220	657,738,676	657,738,676
Water Quality Studies PSD (79405C)	5,354,819	6,603,122	7,735,841	40,799,852	40,799,852
CAFO Closures PSD (79425C)	0	0	0	60,000	60,000
Total	142,543,221	147,068,289	164,472,557	709,830,747	709,550,499

Note: FY 2016 and FY 2017 include appropriation authority of \$333,529,824 to be used for encumbrance purposes only related to Water Infrastructure loans and grants and \$26,000,000 to be used for encumbrance purposes only related to Water Quality Studies.

CORE RECONCILIATION DETAIL

DEPARTMENT OF NATURAL RESOURCES
WATER PROTECTION PROGRAM

5. CORE RECONCILIATION DETAIL

			Budget Class	FTE	GR	Federal	Other	Total	Explanation
TAFP AFTER VETOES									
			PS	170.69	392,619	3,085,807	3,933,133	7,411,559	
			EE	0.00	166,506	2,009,159	1,639,995	3,815,660	
			PD	0.00	0	0	5,000	5,000	
			Total	170.69	559,125	5,094,966	5,578,128	11,232,219	
DEPARTMENT CORE ADJUSTMENTS									
1x Expenditures	544	7179	EE	0.00	0	0	(48,816)	(48,816)	Core reduction of one-time authority from FY 2016 budget.
Core Reallocation	536	7175	PS	0.00	0	0	(117)	(117)	Core reallocations will more closely align the budget with planned spending.
Core Reallocation	536	8219	PS	(0.90)	0	0	(63,178)	(63,178)	Core reallocations will more closely align the budget with planned spending.
Core Reallocation	536	8220	PS	0.00	0	0	327	327	Core reallocations will more closely align the budget with planned spending.
Core Reallocation	536	8221	PS	0.00	0	0	27	27	Core reallocations will more closely align the budget with planned spending.
Core Reallocation	536	8222	PS	0.01	0	0	405	405	Core reallocations will more closely align the budget with planned spending.
Core Reallocation	536	7173	PS	0.00	0	0	0	0	Core reallocations will more closely align the budget with planned spending.

CORE RECONCILIATION DETAIL

DEPARTMENT OF NATURAL RESOURCES
WATER PROTECTION PROGRAM

5. CORE RECONCILIATION DETAIL

	Budget Class	FTE	GR	Federal	Other	Total	Explanation
DEPARTMENT CORE ADJUSTMENTS							
Core Reallocation	536 7174 PS	0.89	0	0	62,536	62,536	Core reallocations will more closely align the budget with planned spending.
Core Reallocation	541 7173 PS	(4.00)	0	(202,632)	0	(202,632)	Core reallocation of nonpoint source staff to Soil and Water Conservation Program due to December 2014 realignment within the department.
Core Reallocation	541 7177 EE	0.00	0	(28,800)	0	(28,800)	Core reallocation of nonpoint source staff to Soil and Water Conservation Program due to December 2014 realignment within the department.
NET DEPARTMENT CHANGES		(4.00)	0	(231,432)	(48,816)	(280,248)	
DEPARTMENT CORE REQUEST							
	PS	166.69	392,619	2,883,175	3,933,133	7,208,927	
	EE	0.00	166,506	1,980,359	1,591,179	3,738,044	
	PD	0.00	0	0	5,000	5,000	
	Total	166.69	559,125	4,863,534	5,529,312	10,951,971	
GOVERNOR'S RECOMMENDED CORE							
	PS	166.69	392,619	2,883,175	3,933,133	7,208,927	
	EE	0.00	166,506	1,980,359	1,591,179	3,738,044	
	PD	0.00	0	0	5,000	5,000	
	Total	166.69	559,125	4,863,534	5,529,312	10,951,971	

CORE RECONCILIATION DETAIL

DEPARTMENT OF NATURAL RESOURCES
WATER INFRASTRUCTURE

5. CORE RECONCILIATION DETAIL

	Budget Class	FTE	GR	Federal	Other	Total	Explanation
TAFP AFTER VETOES							
	PD	0.00	0	0	657,738,676	657,738,676	
	Total	0.00	0	0	657,738,676	657,738,676	
DEPARTMENT CORE REQUEST							
	PD	0.00	0	0	657,738,676	657,738,676	
	Total	0.00	0	0	657,738,676	657,738,676	
GOVERNOR'S ADDITIONAL CORE ADJUSTMENTS							
Core Reallocation	1922 6955	PD	0.00	0	3,400,000	3,400,000	To align with planned spending.
Core Reallocation	1922 1446	PD	0.00	0	(3,400,000)	(3,400,000)	To align with planned spending.
NET GOVERNOR CHANGES			0.00	0	0	0	
GOVERNOR'S RECOMMENDED CORE							
	PD	0.00	0	0	657,738,676	657,738,676	
	Total	0.00	0	0	657,738,676	657,738,676	

CORE RECONCILIATION DETAIL

DEPARTMENT OF NATURAL RESOURCES
WATER QUALITY STUDIES

5. CORE RECONCILIATION DETAIL

	Budget Class	FTE	GR	Federal	Other	Total	Explanation
TAFP AFTER VETOES							
	EE	0.00	0	1,620,001	1,219,853	2,839,854	
	PD	0.00	0	35,879,999	2,079,999	37,959,998	
	Total	0.00	0	37,500,000	3,299,852	40,799,852	
DEPARTMENT CORE REQUEST							
	EE	0.00	0	1,620,001	1,219,853	2,839,854	
	PD	0.00	0	35,879,999	2,079,999	37,959,998	
	Total	0.00	0	37,500,000	3,299,852	40,799,852	
GOVERNOR'S RECOMMENDED CORE							
	EE	0.00	0	1,620,001	1,219,853	2,839,854	
	PD	0.00	0	35,879,999	2,079,999	37,959,998	
	Total	0.00	0	37,500,000	3,299,852	40,799,852	

CORE RECONCILIATION DETAIL

DEPARTMENT OF NATURAL RESOURCES
CAFO CLOSURES

5. CORE RECONCILIATION DETAIL

	Budget Class	FTE	GR	Federal	Other	Total	Explanation
TAFP AFTER VETOES							
	EE	0.00	0	0	6	6	
	PD	0.00	0	0	59,994	59,994	
	Total	0.00	0	0	60,000	60,000	
DEPARTMENT CORE REQUEST							
	EE	0.00	0	0	6	6	
	PD	0.00	0	0	59,994	59,994	
	Total	0.00	0	0	60,000	60,000	
GOVERNOR'S RECOMMENDED CORE							
	EE	0.00	0	0	6	6	
	PD	0.00	0	0	59,994	59,994	
	Total	0.00	0	0	60,000	60,000	

MISSOURI DEPARTMENT OF NATURAL RESOURCES

DECISION ITEM DETAIL

Budget Unit	FY 2015	FY 2015	FY 2016	FY 2016	FY 2017	FY 2017	FY 2017	FY 2017
Decision Item	ACTUAL	ACTUAL	BUDGET	BUDGET	DEPT REQ	DEPT REQ	GOV REC	GOV REC
Budget Object Class	DOLLAR	FTE	DOLLAR	FTE	DOLLAR	FTE	DOLLAR	FTE
WATER PROTECTION PROGRAM								
CORE								
ADMIN OFFICE SUPPORT ASSISTANT	267,993	9.08	299,064	10.00	294,064	10.00	294,064	10.00
OFFICE SUPPORT ASST (KEYBRD)	45,506	2.00	58,123	2.50	57,900	2.50	57,900	2.50
SR OFC SUPPORT ASST (KEYBRD)	428,623	16.52	464,394	17.60	456,182	17.60	456,182	17.60
ACCOUNTING SPECIALIST I	71,973	2.02	0	0.00	0	0.00	0	0.00
ACCOUNTING SPECIALIST II	124,331	2.86	265,760	6.00	257,432	6.00	257,432	6.00
RESEARCH ANAL I	5,958	0.20	0	0.00	0	0.00	0	0.00
RESEARCH ANAL II	74,557	2.08	108,577	3.00	108,612	3.00	108,612	3.00
RESEARCH ANAL III	41,308	1.00	41,172	1.00	42,708	1.00	42,708	1.00
PUBLIC INFORMATION SPEC II	35,380	0.99	35,573	1.00	35,568	1.00	35,568	1.00
EXECUTIVE I	65,237	2.01	65,254	2.00	65,256	2.00	65,256	2.00
MANAGEMENT ANALYSIS SPEC II	44,916	1.00	45,895	1.00	45,156	1.00	45,156	1.00
PLANNER I	36,009	1.00	36,201	1.00	36,204	1.00	36,204	1.00
PLANNER II	25,444	0.58	44,298	1.00	40,380	1.00	40,380	1.00
PLANNER III	183,963	3.78	195,232	4.00	191,532	4.00	191,532	4.00
ECONOMIST	0	0.00	119,040	2.00	98,256	2.00	98,256	2.00
ENVIRONMENTAL SPEC I	162,109	5.34	0	0.00	0	0.00	0	0.00
ENVIRONMENTAL SPEC II	370,328	10.33	0	0.00	0	0.00	0	0.00
ENVIRONMENTAL SPEC III	1,269,914	30.39	2,196,634	54.79	2,109,876	52.29	2,109,876	52.29
ENVIRONMENTAL SPEC IV	612,576	12.91	954,877	20.00	0	0.00	0	0.00
ENVIRONMENTAL ENGR I	71,487	1.67	0	0.00	0	0.00	0	0.00
ENVIRONMENTAL ENGR II	472,184	9.89	666,661	13.30	613,018	12.80	613,018	12.80
ENVIRONMENTAL ENGR III	581,453	10.24	700,604	12.00	512,748	9.00	512,748	9.00
ENVIRONMENTAL ENGR IV	143,156	2.11	136,322	2.00	194,820	3.00	194,820	3.00
ENVIRONMENTAL SCIENTIST	88,246	1.76	0	0.00	344,292	7.00	344,292	7.00
ENVIRONMENTAL SUPERVISOR	181,319	3.43	0	0.00	728,148	14.00	728,148	14.00
WATER SPEC III	82,646	1.99	83,095	2.00	83,088	2.00	83,088	2.00
DESIGN/DEVELOP/SURVEY MGR B2	64,967	0.96	68,170	1.00	68,170	1.00	68,170	1.00
ENVIRONMENTAL MGR B1	116,684	2.00	116,599	2.00	118,842	2.00	118,842	2.00
ENVIRONMENTAL MGR B2	264,741	4.55	232,849	4.00	232,648	4.00	232,648	4.00
ENVIRONMENTAL MGR B3	63,839	0.91	70,448	1.00	70,447	1.00	70,447	1.00
FISCAL & ADMINISTRATIVE MGR B1	98,909	2.00	99,441	2.00	94,302	2.00	94,302	2.00
FISCAL & ADMINISTRATIVE MGR B2	59,647	1.00	59,969	1.00	59,970	1.00	59,970	1.00

MISSOURI DEPARTMENT OF NATURAL RESOURCES

DECISION ITEM DETAIL

Budget Unit	FY 2015	FY 2015	FY 2016	FY 2016	FY 2017	FY 2017	FY 2017	FY 2017
Decision Item	ACTUAL	ACTUAL	BUDGET	BUDGET	DEPT REQ	DEPT REQ	GOV REC	GOV REC
Budget Object Class	DOLLAR	FTE	DOLLAR	FTE	DOLLAR	FTE	DOLLAR	FTE
WATER PROTECTION PROGRAM								
CORE								
DESIGNATED PRINCIPAL ASST DIV	29,894	0.50	30,055	0.50	30,057	0.50	30,057	0.50
STAFF DIRECTOR	79,437	1.00	79,867	1.00	79,866	1.00	79,866	1.00
CLERK	16,087	0.54	0	0.00	0	0.00	0	0.00
MISCELLANEOUS TECHNICAL	22,068	0.70	0	0.00	0	0.00	0	0.00
MISCELLANEOUS PROFESSIONAL	115,973	1.91	0	0.00	0	0.00	0	0.00
SPECIAL ASST PROFESSIONAL	68,560	1.00	68,680	1.00	70,680	1.00	70,680	1.00
PRINCIPAL ASST BOARD/COMMISSON	68,336	1.00	68,705	1.00	68,705	1.00	68,705	1.00
TOTAL - PS	6,555,758	153.25	7,411,559	170.69	7,208,927	166.69	7,208,927	166.69
TRAVEL, IN-STATE	88,018	0.00	89,153	0.00	85,853	0.00	85,853	0.00
TRAVEL, OUT-OF-STATE	49,620	0.00	25,012	0.00	44,176	0.00	44,176	0.00
SUPPLIES	145,790	0.00	160,857	0.00	132,757	0.00	132,757	0.00
PROFESSIONAL DEVELOPMENT	138,550	0.00	94,058	0.00	129,308	0.00	129,308	0.00
COMMUNICATION SERV & SUPP	59,448	0.00	66,392	0.00	64,842	0.00	64,842	0.00
PROFESSIONAL SERVICES	2,031,725	0.00	3,223,430	0.00	3,186,630	0.00	3,186,630	0.00
M&R SERVICES	6,261	0.00	39,293	0.00	39,243	0.00	39,243	0.00
COMPUTER EQUIPMENT	0	0.00	15,078	0.00	0	0.00	0	0.00
MOTORIZED EQUIPMENT	0	0.00	5	0.00	5	0.00	5	0.00
OFFICE EQUIPMENT	18,275	0.00	65,762	0.00	29,460	0.00	29,460	0.00
OTHER EQUIPMENT	2,006	0.00	20,768	0.00	10,418	0.00	10,418	0.00
PROPERTY & IMPROVEMENTS	0	0.00	631	0.00	631	0.00	631	0.00
BUILDING LEASE PAYMENTS	3,109	0.00	3,704	0.00	3,254	0.00	3,254	0.00
EQUIPMENT RENTALS & LEASES	451	0.00	3,481	0.00	3,481	0.00	3,481	0.00
MISCELLANEOUS EXPENSES	7,485	0.00	8,036	0.00	7,986	0.00	7,986	0.00
TOTAL - EE	2,550,738	0.00	3,815,660	0.00	3,738,044	0.00	3,738,044	0.00
REFUNDS	0	0.00	5,000	0.00	5,000	0.00	5,000	0.00
TOTAL - PD	0	0.00	5,000	0.00	5,000	0.00	5,000	0.00
GRAND TOTAL	\$9,106,496	153.25	\$11,232,219	170.69	\$10,951,971	166.69	\$10,951,971	166.69
GENERAL REVENUE	\$539,734	8.74	\$559,125	9.00	\$559,125	9.00	\$559,125	9.00
FEDERAL FUNDS	\$3,842,763	61.05	\$5,094,966	70.71	\$4,863,534	66.71	\$4,863,534	66.71
OTHER FUNDS	\$4,723,999	83.46	\$5,578,128	90.98	\$5,529,312	90.98	\$5,529,312	90.98

MISSOURI DEPARTMENT OF NATURAL RESOURCES

DECISION ITEM DETAIL

Budget Unit	FY 2015	FY 2015	FY 2016	FY 2016	FY 2017	FY 2017	FY 2017	FY 2017
Decision Item	ACTUAL	ACTUAL	BUDGET	BUDGET	DEPT REQ	DEPT REQ	GOV REC	GOV REC
Budget Object Class	DOLLAR	FTE	DOLLAR	FTE	DOLLAR	FTE	DOLLAR	FTE
WATER INFRASTRUCTURE								
CORE								
PROGRAM DISTRIBUTIONS	147,630,220	0.00	657,738,676	0.00	657,738,676	0.00	657,738,676	0.00
TOTAL - PD	147,630,220	0.00	657,738,676	0.00	657,738,676	0.00	657,738,676	0.00
GRAND TOTAL	\$147,630,220	0.00	\$657,738,676	0.00	\$657,738,676	0.00	\$657,738,676	0.00
GENERAL REVENUE	\$0	0.00	\$0	0.00	\$0	0.00	\$0	0.00
FEDERAL FUNDS	\$0	0.00	\$0	0.00	\$0	0.00	\$0	0.00
OTHER FUNDS	\$147,630,220	0.00	\$657,738,676	0.00	\$657,738,676	0.00	\$657,738,676	0.00

MISSOURI DEPARTMENT OF NATURAL RESOURCES

DECISION ITEM DETAIL

Budget Unit	FY 2015	FY 2015	FY 2016	FY 2016	FY 2017	FY 2017	FY 2017	FY 2017
Decision Item	ACTUAL	ACTUAL	BUDGET	BUDGET	DEPT REQ	DEPT REQ	GOV REC	GOV REC
Budget Object Class	DOLLAR	FTE	DOLLAR	FTE	DOLLAR	FTE	DOLLAR	FTE
WATER QUALITY STUDIES								
CORE								
SUPPLIES	0	0.00	1	0.00	1	0.00	1	0.00
PROFESSIONAL SERVICES	1,443,318	0.00	2,839,852	0.00	2,839,852	0.00	2,839,852	0.00
OTHER EQUIPMENT	49,769	0.00	1	0.00	1	0.00	1	0.00
TOTAL - EE	1,493,087	0.00	2,839,854	0.00	2,839,854	0.00	2,839,854	0.00
PROGRAM DISTRIBUTIONS	6,242,754	0.00	37,959,998	0.00	37,959,998	0.00	37,959,998	0.00
TOTAL - PD	6,242,754	0.00	37,959,998	0.00	37,959,998	0.00	37,959,998	0.00
GRAND TOTAL	\$7,735,841	0.00	\$40,799,852	0.00	\$40,799,852	0.00	\$40,799,852	0.00
GENERAL REVENUE	\$0	0.00	\$0	0.00	\$0	0.00	\$0	0.00
FEDERAL FUNDS	\$6,018,123	0.00	\$37,500,000	0.00	\$37,500,000	0.00	\$37,500,000	0.00
OTHER FUNDS	\$1,717,718	0.00	\$3,299,852	0.00	\$3,299,852	0.00	\$3,299,852	0.00

MISSOURI DEPARTMENT OF NATURAL RESOURCES

DECISION ITEM DETAIL

Budget Unit	FY 2015	FY 2015	FY 2016	FY 2016	FY 2017	FY 2017	FY 2017	FY 2017
Decision Item	ACTUAL	ACTUAL	BUDGET	BUDGET	DEPT REQ	DEPT REQ	GOV REC	GOV REC
Budget Object Class	DOLLAR	FTE	DOLLAR	FTE	DOLLAR	FTE	DOLLAR	FTE
CAFO CLOSURES								
CORE								
PROFESSIONAL SERVICES	0	0.00	3	0.00	3	0.00	3	0.00
PROPERTY & IMPROVEMENTS	0	0.00	1	0.00	1	0.00	1	0.00
MISCELLANEOUS EXPENSES	0	0.00	2	0.00	2	0.00	2	0.00
TOTAL - EE	0	0.00	6	0.00	6	0.00	6	0.00
PROGRAM DISTRIBUTIONS	0	0.00	59,994	0.00	59,994	0.00	59,994	0.00
TOTAL - PD	0	0.00	59,994	0.00	59,994	0.00	59,994	0.00
GRAND TOTAL	\$0	0.00	\$60,000	0.00	\$60,000	0.00	\$60,000	0.00
GENERAL REVENUE	\$0	0.00	\$0	0.00	\$0	0.00	\$0	0.00
FEDERAL FUNDS	\$0	0.00	\$0	0.00	\$0	0.00	\$0	0.00
OTHER FUNDS	\$0	0.00	\$60,000	0.00	\$60,000	0.00	\$60,000	0.00

PROGRAM DESCRIPTION

Department of Natural Resources

HB Section(s): 6.225

DEQ - Water Protection Program

Program is found in the following core budget(s): Water Protection Program

1. What does this program do?

The Water Protection Program helps ensure clean and safe water for all Missourians. To help ensure safe drinking water, the program provides financial and technical assistance to public drinking water supplies, sets standards for safety and testing, issues permits and conducts compliance and enforcement efforts where necessary. Clean water is a vital part of a healthy economy. The program protects Missouri's surface water and groundwater (GW) for drinking, recreational, fishing, farming and industrial uses. To help ensure clean water, the program classifies waters, establishes safe levels of pollutants, issues permits for wastewater treatment discharges and provides technical and financial assistance to improve water quality. The program monitors the water quality of streams and lakes and develops strategies to restore impaired waters; permits large concentrated animal feeding operations; and administers low-interest loan and grant programs to help ensure Missouri communities develop adequate water infrastructure at an affordable cost and maintain and repair aging infrastructure. The program also trains and certifies operators at Missouri's water supply and wastewater treatment plants.

The Water Infrastructure PSD allows the department to provide financial assistance to Missouri communities for the construction of new, and the improvement of existing, drinking water, domestic wastewater, animal wastewater, storm water control and rural water supply and sewer systems. These systems protect the water quality of the state, supply its citizens with affordable, safe drinking water and provide protection from storm water damage. The Water Protection Program's Financial Assistance Center issues financial assistance through the Clean Water and Drinking Water State Revolving Funds (SRF) and through funding sources made available in Constitutional Amendment 7 passed in 1998. From 1989 through June 30, 2015, the department's Clean Water and Safe Drinking Water State Revolving Funds have provided \$2.9 billion to Missouri communities, through the purchase of municipal debt obligations and the issuance of low-interest loans and grants, saving communities more than \$1.1 billion in interest costs. While there is no formal mechanism for tracking the number of jobs created by SRF projects in Missouri, the National Utility Contractors Association (NUCA) developed a method for estimating job creation: for every \$1 billion of construction, 20,003 to 26,669 jobs are created. Applying this to our SRF portfolio of \$2.9 billion, we estimate that the SRF has created in the range of 57,958 to 77,273 jobs in Missouri since inception.

These programs provide Missourians with affordable, safe drinking water and wastewater services and protect streams, groundwater and lakes from pollution. New and improved infrastructure results in jobs that promote economic vitality.

PROGRAM DESCRIPTION

Department of Natural Resources

HB Section(s): 6.225

DEQ - Water Protection Program

Program is found in the following core budget(s): Water Protection Program

1. What does this program do (continued)?

Public Drinking Water Sample Analysis: Chapter 640.100.3 RSMo requires the department to provide routine sampling for Missouri's 1,425 community and 1,290 non-community public water systems. These systems must be routinely inspected and samples from each must be frequently analyzed to assure the integrity of public water systems. Through this appropriation, the department contracts to fulfill the requirement for chemical analyses that exceeds the capacity of its Environmental Services Program, or bacteriological analyses that cannot be performed by either this agency or the Department of Health and Senior Services. Drinking water can be a principal agent in the transmittal of communicable diseases caused by various microorganisms including viruses, bacteria and protozoa. In addition, drinking water can be a significant catalyst to humans for exposure to dozens of man-made and naturally occurring chemicals that cause increased risk for cancer and other toxic effects.

Water Quality Studies: The department estimates that Missouri has over 258,886 miles of streams. The 2016 Missouri Integrated Water Quality Report (anticipated release date April 2016) will report that 115,772 miles are classified for various uses and Missouri has more than 363,655 acres of classified lakes that permanently support aquatic life, as well as 4,480 mapped springs. Water quality studies and projects funded by the department regularly monitors approximately 10% of the state's classified waters. Data collected through these monitoring efforts is used to assess, protect and restore the quality of Missouri's waters. Most of the activities funded under the monitoring program are conducted by other government entities, watershed groups, universities, nonprofit organizations and others through contracts with the department. The Water Protection Program provides guidance and oversight of this monitoring to ensure efficient use of funds and appropriate focus of effort.

Additionally, the department uses this appropriation to fund studies to evaluate a public water supply system for the purpose of developing an engineering report that will make recommendations for updating and upgrading the system's infrastructure; and to determine the most appropriate course of action to protect and maintain the quality of the source of its water, either surface water or ground water, and to ensure the citizens are consistently provided with clean water that is safe to drink. This may include improving the system's infrastructure or other changes.

The department protects Missouri's water resources by permitting and inspecting potential sources of pollution at facilities throughout the state. Future improvements will require a new approach – one that looks at the whole watershed and all the potential sources of water pollution. The department has implemented the "Our Missouri Waters" initiative which will modernize and streamline the way the department conducts watershed planning to better target our resources and provide a greater environmental benefit to the state of Missouri. Stakeholders, partnering agencies and the public are playing a critical role. With these partners, the department is working to improve watershed planning, identify issues within watersheds and utilize tools that are best suited to address those watershed-specific issues.

CAFO Closures PSD: This appropriation allows for the expenditure of funds to close abandoned lagoons at concentrated animal feeding operations (CAFO). CAFOs that are subject to mandatory permits are designed to protect or avoid adverse impact on water quality in Missouri's lakes, streams and groundwater. Pursuant to Section 640.745 RSMo, the owner of each Class IA CAFO remits 10 cents per animal unit permitted to the CAFO Indemnity Fund on an annual basis for a period of 10 years. The appropriation allows the department to promptly address the closure of lagoons when the control of a facility has been placed with state or local government due to bankruptcy, failure to pay property taxes or abandonment. The fund is administered by the department and is to be expended on the closure of Class IA, Class IB, Class IC or Class II CAFO wastewater lagoons. Additionally, when the department determines that an owner has successfully closed a CAFO, all moneys paid into the fund by the operation are returned to the owner.

PROGRAM DESCRIPTION

Department of Natural Resources **HB Section(s): 6.225**

DEQ - Water Protection Program

Program is found in the following core budget(s): Water Protection Program

1. What does this program do (continued)?

Water Protection Program - Reconciliation					
	FY 2013	FY 2014	FY 2015	FY 2016	FY 2017
	Actual	Actual	Actual	Current	Gov Rec
Water Protection Operations (78847C)	8,502,780	9,273,512	9,106,496	11,232,219	10,951,971
Water Infrastructure PSD (79415C)	128,685,622	131,191,655	147,630,220	657,738,676	657,738,676
Water Quality Studies PSD (79405C)	5,354,819	6,603,122	7,735,841	40,799,852	40,799,852
CAFO Closures PSD (79425C)	0	0	0	60,000	60,000
Total	142,543,221	147,068,289	164,472,557	709,830,747	709,550,499

Note: FY 2016 and FY 2017 include appropriation authority of \$333,529,824 to be used for encumbrance purposes only related to Water Infrastructure loans and grants and \$26,000,000 to be used for encumbrance purposes only for Water Quality Studies.

2. What is the authorization for this program, i.e., federal or state statute, etc.? (Include the federal program number, if applicable.)

Title 42, Chapter 6A, Subchapter XII, Part B, § 300(g)	Federal Safe Drinking Water Act
Title 33, Chapter 26, Subchapters I-IV	Federal Clean Water Act
Section 319(h)	Federal Clean Water Act
Section 604(b)	Federal Clean Water Act
Section 104(b)(3)	Federal Clean Water Act
Public Law (107-117)	Recovery from and Response to Terrorist Attacks on the United States Act, 2002
USGS Organic Act of 1879	USGS Survey Research and Data Acquisition
Missouri Constitution Article III, Sect 37(c),(e),(g), & (h)	Water Pollution Control and Storm Water Control Bonds
RSMo Chapter 644	Missouri Clean Water Law
RSMo 640.100 through 640.140	Missouri Drinking Water Law
RSMo 640.100.3 and 640.120	Water Testing Required
RSMo 644.006 through 644.096 and RSMo 644.125 through 644.150	Planning, Permitting, Inspection, Remediation, Technical Assistance, Enforcement and Wastewater Operator Certification
RSMo 640.700 through 640.758	Concentrated Animal Feeding Operation
RSMo 644.101 through 644.124	Water Pollution Grants and Loans or Revolving Fund
RSMo 644.500 through 644.564	Water Pollution Bonds
RSMo 640.130	Emergencies (Drinking Water Supplies) - actions to be taken - penalties

PROGRAM DESCRIPTION

Department of Natural Resources

HB Section(s): 6.225

DEQ - Water Protection Program

Program is found in the following core budget(s): Water Protection Program

3. Are there federal matching requirements? If yes, please explain.

Clean Water Act §319(h) Non-point Source Management Grant	40% State/Local (EPA)
Clean Water Act §604(b) Water Quality Management Planning Grant	100% Federal (EPA)
Special Infrastructure Administration Grant	100% Federal (EPA)
Clean Water State Revolving Fund Capitalization Grant	20% State/Local (EPA)
Drinking Water State Revolving Fund Capitalization Grant	20% State/Local (EPA)
Performance Partnership Grant funds for Water Pollution	12% State (EPA)
Performance Partnership Grant funds for Drinking Water	33% State (EPA)
Section 106 Special Monitoring Grant	100% Federal (EPA)
National Hydrology Maintenance Dataset Grant	50% State (USGS)
Wetland Program Development Grant	25% State (EPA)

4. Is this a federally mandated program? If yes, please explain.

The Environmental Protection Agency has delegated authority to the department to ensure compliance with the requirements of the federal Clean Water Act and the federal Safe Drinking Water Act. This includes the Clean Water State Revolving Fund and Drinking Water State Revolving Fund.

The federal Safe Drinking Water Act requires public drinking water systems to conduct routine chemical, radiological and microbiological monitoring of the water. Chapter 640.100.3 RSMo mandates that the state will provide this monitoring for these drinking water systems.

Water Quality Studies support the federally mandated Clean Water Act (CWA) through CWA 305(b) reporting, CWA 303(d) list development, CWA Total Maximum Daily Load (TMDL) development, and CWA 402 National Pollution Discharge Elimination System (NPDES) permit development. Water Quality projects and studies will promote improvement in water quality when performed in accordance with CWA 319 and 604(b) requirements and TMDLs.

PROGRAM DESCRIPTION

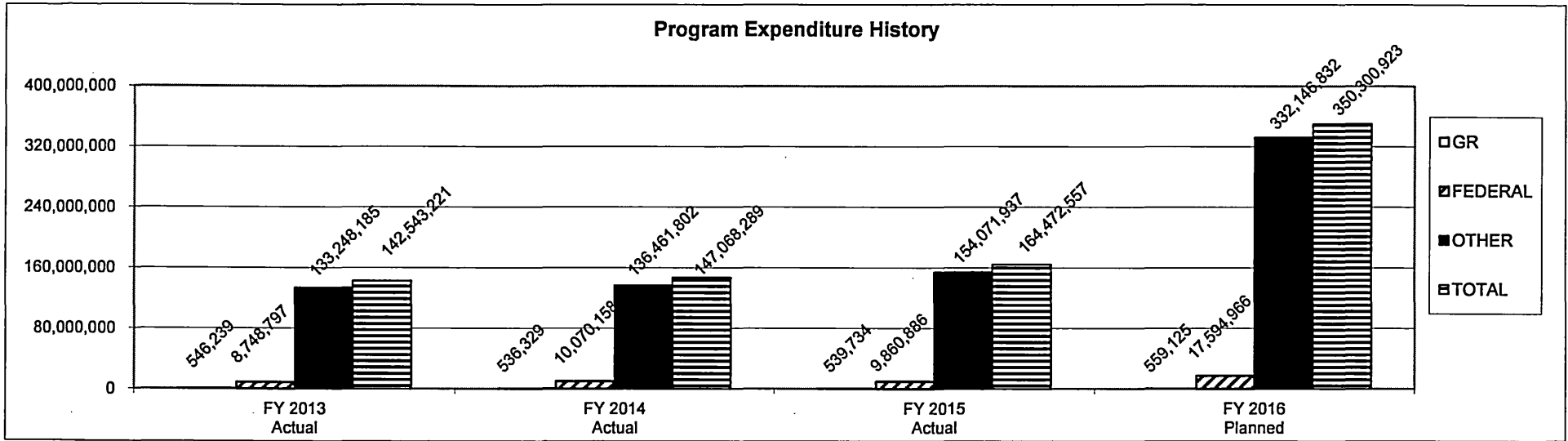
Department of Natural Resources

HB Section(s): 6.225

DEQ - Water Protection Program

Program is found in the following core budget(s): Water Protection Program

5. Provide actual expenditures for the prior three fiscal years and planned expenditures for the current fiscal year.



Notes: Actual expenditures for all fiscal years are as of June 30 and do not include lapse period activities. Financial data includes operating and pass-through appropriations. In many cases, pass through appropriation has been provided to allow for encumbrance and payment of our commitments, which often span multiple fiscal years causing high unexpended balances. Beginning in FY 2014, appropriation authority of \$333,529,824 related to Water Infrastructure loans and grants and \$26,000,000 related to Water Quality Studies was provided for encumbrance purposes only, which is not included in the data above. Otherwise, FY 2016 Planned is shown at full appropriation.

6. What are the sources of the "Other " funds?

Stormwater Control Fund (0302); Water Pollution Control Funds (0329, 0330); Natural Resources Protection Fund - Damages Subaccount (0555); Natural Resources Protection Fund - Water Pollution Permit Fee Subaccount (0568); Water and Wastewater Loan Revolving Fund (0602); Water and Wastewater Loan Fund (0649); Safe Drinking Water Fund (0679); Stormwater Loan Revolving Fund (0754); Rural Water and Sewer Loan Revolving Fund (0755); Concentrated Animal Feeding Operation Indemnity Fund (0834)

PROGRAM DESCRIPTION

Department of Natural Resources

HB Section(s): 6.225

DEQ - Water Protection Program

Program is found in the following core budget(s): Water Protection Program

7a. Provide an effectiveness measure.

Compliance Monitoring Activities

PDW = Public Drinking Water WPC = Water Pollution Control

	FY 2013 Actual		FY 2014 Actual		FY 2015 Actual	
	PDW	WPC	PDW	WPC	PDW	WPC
Regulated Facilities	2,716	13,593	2,725	11,023	2,715	11,698
Inspections	906	2,058	825	1,973	656	1,617
Letters of Warning (LOW)	1,400	2,276	1,128	2,013	920	1,833
Notices of Violation (NOV)	634	978	779	1,700	796	1,356
Settlements	25	43	8	44	8	70
Referrals	45	125	50	110	45	21

	FY 2016 Projected		FY 2017 Projected		FY 2018 Projected	
	PDW	WPC	PDW	WPC	PDW	WPC
Regulated Facilities	2,719	12,105	2,719	12,105	2,719	12,105
Inspections	565	1,700	714	1,700	865	1,700
Letters of Warning (LOW)	1,149	500	1,149	500	1,149	500
Notices of Violation (NOV)	736	1,000	736	800	736	800
Settlements	14	60	14	60	14	60
Referrals	47	60	47	60	47	60

Notes: Regulated Facilities: In FY 2014, the WPC terminated old land disturbance and operating permits that were no longer active, resulting in a decreased number of regulated facilities. Projections for the number of Regulated Facilities are based on the average number of Regulated Facilities for the past three years. Inspections: FY 2013 and FY 2014 actuals have been restated to exclude reviews that were not compliance inspections. Six satellite offices were closed at the beginning of FY 2015 which resulted in a loss of 4.6 FTE and restructuring of water pollution staff. This resulted in fewer inspections in FY 2015. Letters of Warning and Notices of Violations: Actual and projected numbers for PDW LOWs issued include Total Coliform Rule violations, Groundwater Rule violations, Operator Certification violations for not having certified operators, and violations for non-payment of statutory fees. In FY 2016, the WPP will be implementing a new record review process to identify facilities in significant noncompliance. It is anticipated that this will result in a reduction of the number of Letters of Warning and Notices of Violation issued based on the record review process. WPC LOWs and NOVs include those issued for non-payment of statutory fees. Settlements: PDW and WPC both issue Administrative Orders of Consent (AOC) which is a settlement agreement directly between the department and the responsible party. Use of AOCs has reduced the number of settlement agreements needed through the Attorney General's Office (AGO). Future projections for both programs represent 25% - 30% of settlements through the AGO and remaining through AOCs. Referrals: Projections for referrals include 30 facilities for PDW and 60 facilities for WPC referred to the AGO for collection of unpaid statutory fees.

PROGRAM DESCRIPTION

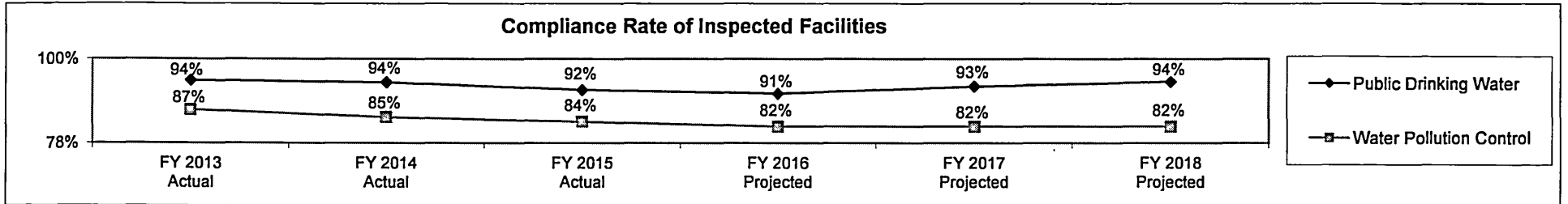
Department of Natural Resources

HB Section(s): 6.225

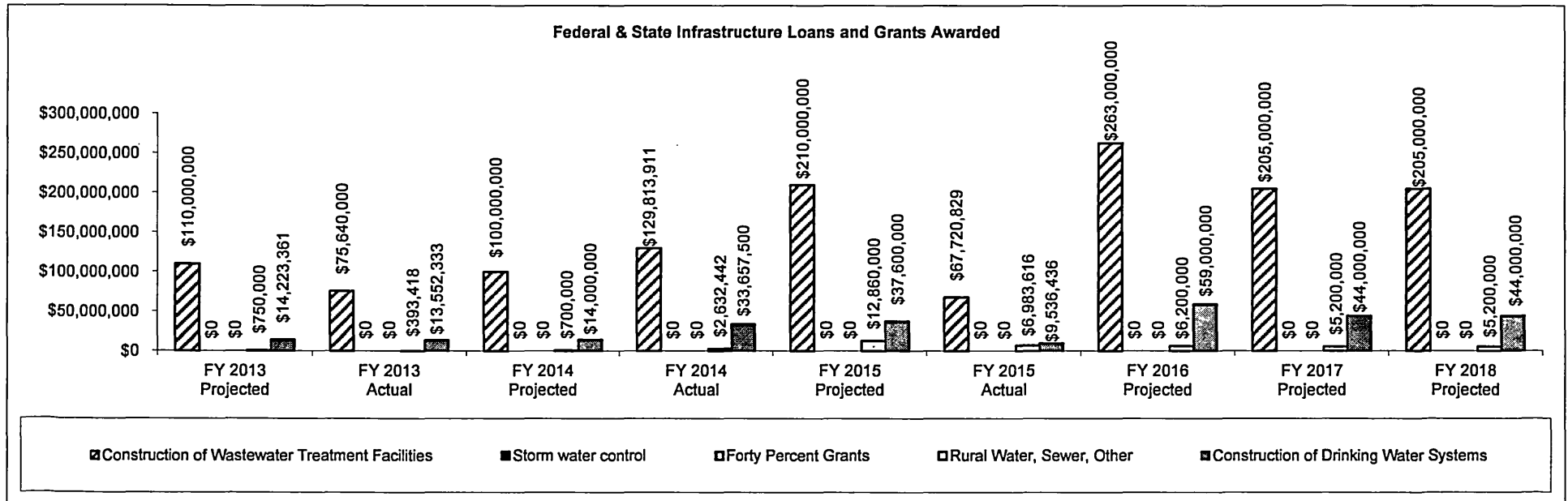
DEQ - Water Protection Program

Program is found in the following core budget(s): Water Protection Program

7a. Provide an effectiveness measure (continued).



Note: FY 2013 and FY 2014 actuals have been restated to exclude reviews that were not compliance inspections.



Note: The budget for construction of wastewater treatment facilities and drinking water systems includes an expansion received in the FY 2015 budget.

PROGRAM DESCRIPTION

Department of Natural Resources

HB Section(s): 6.225

DEQ - Water Protection Program

Program is found in the following core budget(s): Water Protection Program

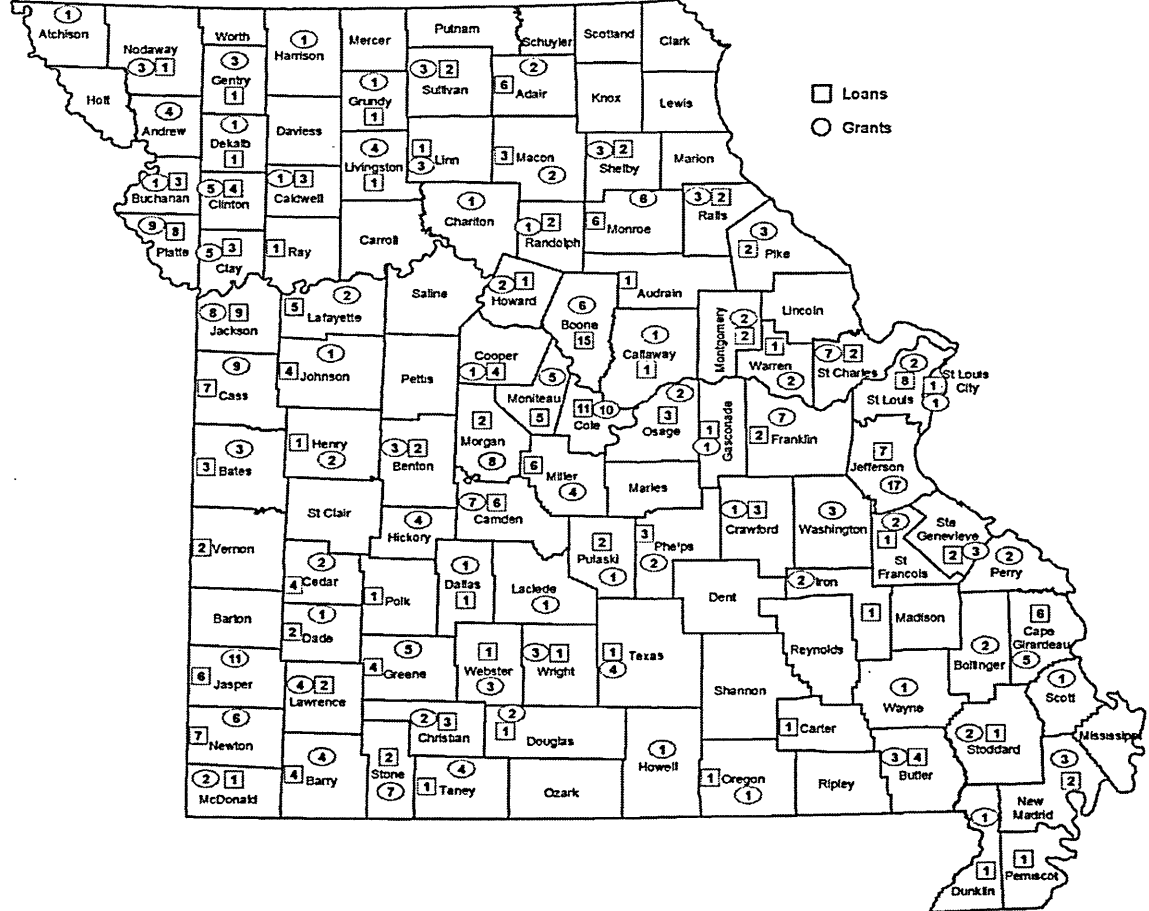
7a. Provide an effectiveness measure (continued).

Number of Infrastructure Grants and Loans
Awarded Each Fiscal Year

	Grants Awarded	Loans Awarded	Total
2006	5	34	39
2007	57	22	79
2008	21	15	36
2009	34	22	56
2010	110	66	176
2011	23	17	40
2012	8	15	23
2013	9	18	27
2014	6	15	21
2015	8	12	20
Total	281	236	517

Note: FY 2010 grants and loans awarded include those that utilized funds awarded to the state under the Recovery Act. Many of these grants and loans also used base infrastructure program funds to comprise the full award.

Infrastructure Loans & Grants Awarded
Fiscal Years 2006 through 2015



PROGRAM DESCRIPTION

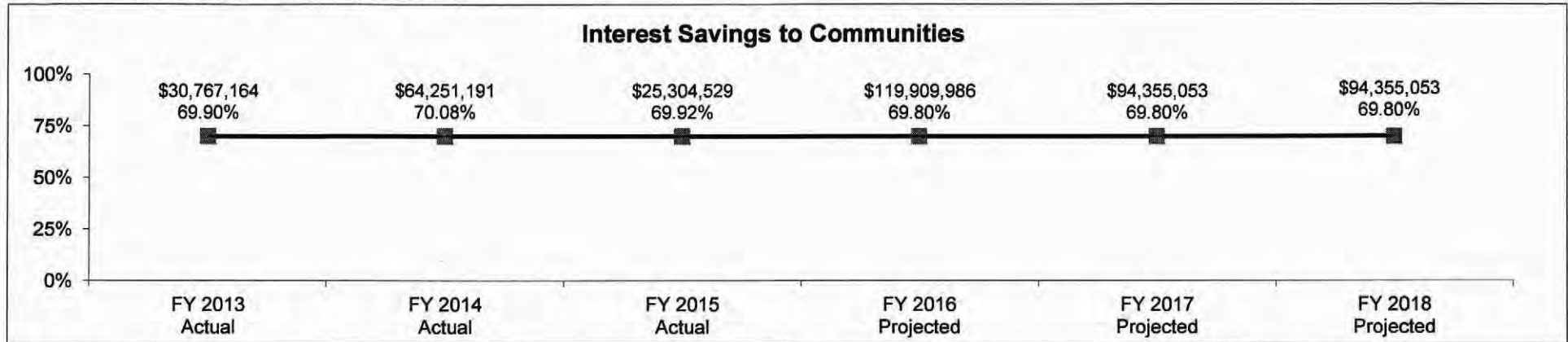
Department of Natural Resources

HB Section(s): 6.225

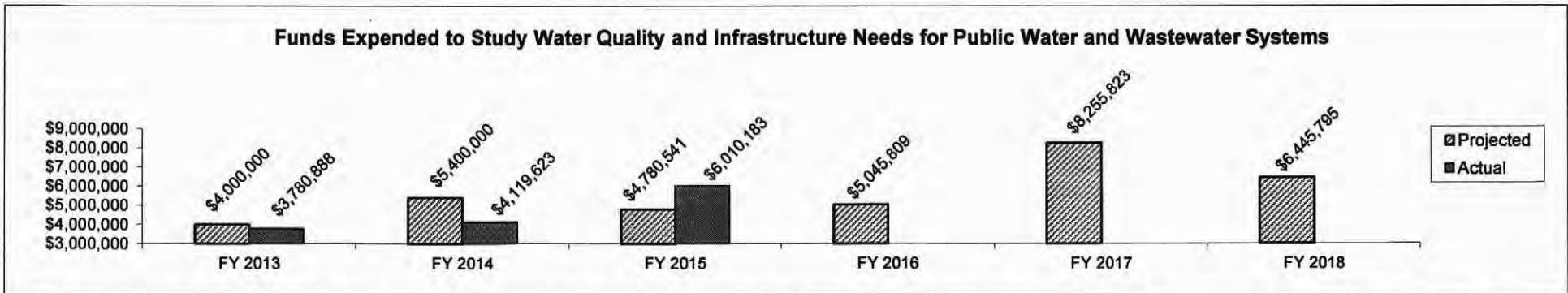
DEQ - Water Protection Program

Program is found in the following core budget(s): Water Protection Program

7a. Provide an effectiveness measure (continued).



The financing provided through the State Revolving Fund (SRF) allows communities to save approximately 70% of the interest cost of a conventional loan. Conventional interest cost is taken from amortization schedules using each average interest rate. For FY 2015, the average conventional interest rate was 4.57% as compared to the SRF average interest rate of 1.38%; a difference of 3.19% resulting in an overall estimated savings to Missouri communities of \$25,304,529.



The department awards state and federal grants/sub-grants which provide funding for water quality management planning; for prevention, control, or abatement of nonpoint source water pollution projects; for costs incurred for preparation of wastewater engineering reports and facility plans; for studies to assess public drinking water systems and develop/submit engineering report and recommendations to improve the system, as well as studies to protect source water and groundwater; and other watershed projects.

PROGRAM DESCRIPTION

Department of Natural Resources

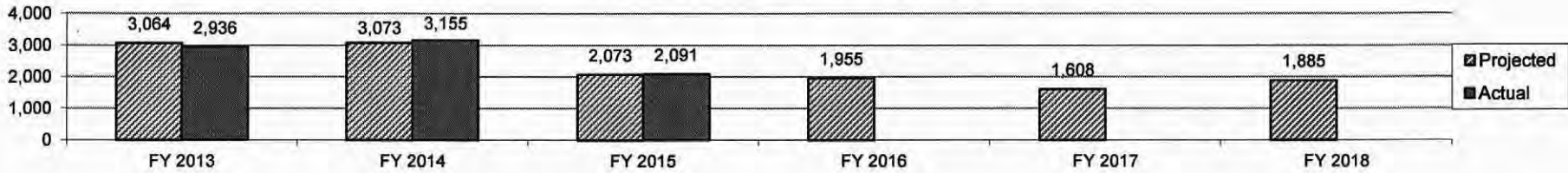
HB Section(s): 6.225

DEQ - Water Protection Program

Program is found in the following core budget(s): Water Protection Program

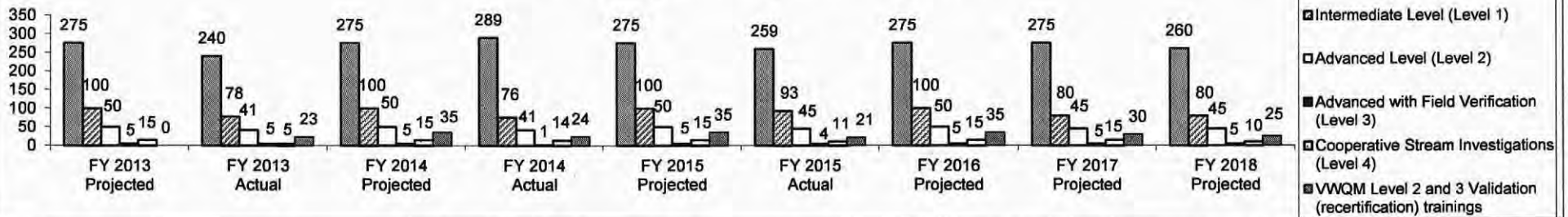
7a. Provide an effectiveness measure (continued).

Drinking Water Samples Analyzed Under State Contract



Note: A third round of federal requirements to test for unregulated contaminants (UCMR3) began in CY 2013 and was conducted in the last 6 months of FY 2013 and the first 6 months of FY 2014.

Water Quality Monitoring Volunteers Trained



The Stream Team and Volunteer Water Quality Monitoring (VWQM) Programs provide opportunities for citizens to get involved in water resource issues. Offerings include training and equipment for water quality monitoring, educational workshops, supplies for litter pick-ups, trees for riparian corridor restoration, and networking of citizens within a watershed. Two state agencies, the departments of Conservation and Natural Resources, and a not-for-profit environmental organization, the Conservation Federation of Missouri, jointly sponsor the programs.

PROGRAM DESCRIPTION

Department of Natural Resources	HB Section(s): 6.225
DEQ - Water Protection Program	
Program is found in the following core budget(s): Water Protection Program	

7b. Provide an efficiency measure.

Number of permit actions for control of discharges to the waters of the state completed each fiscal year

	FY 2013 Projected	FY 2013 Actual	FY 2014 Projected	FY 2014 Actual	FY 2015 Projected	FY 2015 Actual	FY 2016 Projected	FY 2017 Projected	FY 2018 Projected
Number of Missouri State Operating permit actions completed	2,600	3,476	4,000	4,728	4,000	4,498	4,000	4,000	4,000
Percent of new 60-day operating permits issued w/in statutory deadlines	100%	64%	100%	47%	100%	70%	100%	100%	100%
Percent of new 180-day operating permits issued w/in statutory deadlines	100%	67%	100%	57%	100%	60%	100%	100%	100%
Percent of new construction permits issued within statutory deadlines	100%	67%	100%	97%	100%	97%	100%	100%	100%

Permits are cyclical in nature with permits issued for a period of 5 years. Master general permits are issued to similar facilities that meet all of the requirements of that master general permit. There are several factors that contribute to the fluctuation in the number of permits issued within statutory timeframes. Site specific permit renewals for publicly owned treatment works (POTW) are affected due to drafting findings of affordability as required by RSMo 644.145 for new permit requirements or conditions. Operating permits have been affected by permit centralization which was done to ensure consistency in permitting. Additionally, permits are being synchronized on a watershed basis which in some cases requires staff to hold the permit as expired until its new effective date lines up with those in their watershed. Permit writer turnover continues to be a struggle of the operating permit section and it takes approximately one year to train a new permit writer. Projections for future fiscal years reflect the department's goals to address RSMO 640.018.1 regarding timely permit issuance. The WPP also operates a state construction permitting antidegradation program which is a federal requirement. The antidegradation program requires applicants of new or expanded discharges to undertake a structured review of wastewater treatment alternatives to determine if less-degrading options are economically efficient and to make sure that projects are socially and economically important. This is a required evaluation process prior to receiving a construction and operating permit. Effective January 1, 2015, the Water Protection Program adopted a fee structure to cover the cost of reviewing antidegradation submittals.

PROGRAM DESCRIPTION

Department of Natural Resources **HB Section(s): 6.225**
DEQ - Water Protection Program
Program is found in the following core budget(s): Water Protection Program

7b. Provide an efficiency measure (continued).

Every dollar in Personal Services spent in the infrastructure program generates construction dollars in Missouri communities.

	FY 2013 Projected	FY 2013 Actual	FY 2014 Projected	FY 2014 Actual	FY 2015 Projected	FY 2015 Actual	FY 2016 Projected	FY 2017 Projected	FY 2018 Projected
Personal Services Costs	\$2,767,645	\$2,615,949	\$2,850,675	\$3,269,787	\$3,367,880	\$2,584,279	\$3,024,280	\$3,115,008	\$3,208,459
Construction Dollars Awarded	\$124,973,361	\$89,585,751	\$114,700,000	\$166,103,853	\$259,460,000	\$84,240,881	\$328,200,000	\$254,200,000	\$254,200,000
Ratio Cost:Generation	\$1:\$45	\$1:\$34	\$1:\$40	\$1:\$51	\$1:\$77	\$1:\$33	\$1:\$108	\$1:\$82	\$1:\$79

Personal services costs are incurred by the Water Protection Program to make federal and state loans and grants awards to Missouri communities. These costs include direct personnel costs, fringe and indirect.

7c. Provide the number of clients/individuals served, if applicable.

	FY 2013 Actual	FY 2014 Actual	FY 2015 Actual
Community Public Water Supply Systems	1,444	1,439	1,425
Population Served by Community Water Supply Systems	5,361,567	5,374,197	5,351,436
Non-Community Public Water Supply Systems	1,272	1,286	1,290
Permitted Wastewater & Stormwater Entities	10,098	10,680	11,048
Communities Participating in Infrastructure Loans & Grants Programs	27	21	20
Population Served by Communities Receiving Infrastructure Grants & Loans (public wastewater treatment facilities; rural water, sewer & other; drinking water systems)	853,931	879,729	195,601
Government Entities Receiving Water Quality Grants	75	82	67
Nonprofit Organizations & Educational Institutions Receiving Water Quality Grants	3	1	1
Active Water & Wastewater Facility Operator Certifications	8,931	9,100	9,152
Water & Wastewater Operator Certification Examinations Given	1,395	1,548	1,500
Number Attending Water & Wastewater Operator Training Courses	19,507	21,127	20,675

Notes: Community Public Water Supply System - serves residential areas where a minimum of 25 people live all year (i.e. towns, cities, mobile home parks, subdivisions) or systems with a minimum of 15 service connections; Non-community Public Water Supply System - serves transient population of a minimum of 25 people per day (restaurants, schools, businesses, parks, highway rest areas).

7d. Provide a customer satisfactions measure, if available.

Not available

NEW DECISION ITEM
RANK: 005 OF 015

Department of Natural Resources	Budget Unit 79415C
Division of Environmental Quality	
Water Infrastructure Grants & Loans DI#1780001	House Bill 6.225

1. AMOUNT OF REQUEST

	FY 2017 Budget Request				FY 2017 Governor's Recommendation			
	GR	Federal	Other	Total	GR	Fed	Other	Total
PS	0	0	0	0	0	0	0	0
EE	0	0	0	0	0	0	0	0
PSD	0	0	70,000,000	70,000,000	0	0	0	0
Total	0	0	70,000,000	70,000,000	0	0	0	0
FTE	0.00	0.00	0.00	0.00	0.00	0.00	0.00	0.00

<i>Est. Fringe</i>	0	0	0	0
--------------------	---	---	---	---

Note: Fringes budgeted in House Bill 5 except for certain fringes budgeted directly to MoDOT, Highway Patrol, and Conservation.

<i>Est. Fringe</i>	0	0	0	0
--------------------	---	---	---	---

Note: Fringes budgeted in House Bill 5 except for certain fringes budgeted directly to MoDOT, Highway Patrol, and Conservation.

Other Funds: Stormwater Control Fund (0332); Water Pollution Control Funds (0333, 0334, 0335)

2. THIS REQUEST CAN BE CATEGORIZED AS:

<input type="checkbox"/> New Legislation	<input type="checkbox"/> New Program	<input type="checkbox"/> Supplemental
<input type="checkbox"/> Federal Mandate	<input checked="" type="checkbox"/> Program Expansion	<input type="checkbox"/> Cost to Continue
<input type="checkbox"/> GR Pick-Up	<input type="checkbox"/> Space Request	<input type="checkbox"/> Equipment Replacement
<input type="checkbox"/> Pay Plan	<input type="checkbox"/> Other: _____	

3. WHY IS THIS FUNDING NEEDED? PROVIDE AN EXPLANATION FOR ITEMS CHECKED IN #2. INCLUDE THE FEDERAL OR STATE STATUTORY OR CONSTITUTIONAL AUTHORIZATION FOR THIS PROGRAM.

Missouri communities are facing challenges in meeting their water, wastewater and stormwater infrastructure needs. These challenges result from upgrading aging infrastructure, serving new customers and changes in regulatory requirements. The most recent assessments of Missouri's infrastructure needs indicate that approximately \$9.5 billion for wastewater and \$8.5 billion for drinking water is needed over the next 20 years. Over the last 25 years, the Clean Water State Revolving Fund (CWSRF) has made over \$2.5 billion in financial assistance. The Drinking Water State Revolving Fund (DWSRF) has made over \$367 million in financial assistance since its inception in 1996. An additional \$290 million in funding, primarily in the form of grants, has been invested by the state to meet water infrastructure needs. State bond sales provide funding for smaller communities, potentially not eligible for SRF funding. However, the last state bond sale occurred in 2007, leaving the CWSRF and DWSRF as the principal funding sources available since 2010.

NEW DECISION ITEM

RANK: 005 OF 015

<u>Department of Natural Resources</u>	<u>Budget Unit 79415C</u>
<u>Division of Environmental Quality</u>	
<u>Water Infrastructure Grants & Loans</u>	<u>House Bill 6.225</u>
<u>DI#1780001</u>	

4. DESCRIBE THE DETAILED ASSUMPTIONS USED TO DERIVE THE SPECIFIC REQUESTED AMOUNT. (How did you determine that the requested number of FTE were appropriate? From what source or standard did you derive the requested levels of funding? Were alternatives such as outsourcing or automation considered? If based on new legislation, does request tie to TAFP fiscal note? If not, explain why. Detail which portions of the request are one-times and how those amounts were calculated.)

A \$70 million general obligation (GO) sale of State Water Pollution Control and Stormwater Control Bonds would allow awards as both grants and loans for drinking water, wastewater and stormwater related projects as authorized in the Missouri Constitution, Article III, Sections 37 (e), (g), and (h). The last bond sale to occur under one or more of the above authorizations was in 2007 in the amount of \$50 million. Over 150 Missouri communities benefited directly from the proceeds of the 2007 bond sale.

The following are examples of grant and loan programs that may benefit from bond sale funding.

State Match for Drinking Water State Revolving Fund (DWSRF) - State match for the DWSRF program was originally provided through a direct appropriation of General Revenue. However, beginning in 2004 due to GR reductions, the program in cooperation with the Environmental Improvement and Energy Resources Authority (EI ERA) provided match through the sale of state match bonds. State match bonds were issued through EI ERA in February 2015 to provide state match for the FFY2013 and FFY2014 capitalization grant awards. However, this bond sale utilized all the available state match bond capacity available to the DWSRF program (all outstanding loans were pledged) creating the need to secure an alternate source of state match funds until the pool of loans grows enough for future additional EI ERA state match bond sales. Maintaining the required level of match is critical for Missouri to be awarded our allocation of federal drinking water capitalization grant funds which funds both projects and staff. The department risks forfeiting future capitalization grants by not having match dollars.

Rural Sewer and Water Grants are for communities, public water districts and public sewer districts with less than 10,000 populations. Rural Sewer Grants are limited to fund the cost of upgrades to meet more stringent permit limits and the construction of new sewage collection systems. Rural Water Grants are for drinking water construction projects in eligible communities. Rural water and sewer grant funding shall not be in excess of \$1,400 per contracted connection, 50 percent of the eligible costs of the upgrades, or \$500,000 per project, whichever is less.

NEW DECISION ITEM

RANK: 005 OF 015

<u>Department of Natural Resources</u>	<u>Budget Unit 79415C</u>
<u>Division of Environmental Quality</u>	
<u>Water Infrastructure Grants & Loans</u> <u>DI#1780001</u>	<u>House Bill 6.225</u>

4. DESCRIBE THE DETAILED ASSUMPTIONS USED TO DERIVE THE SPECIFIC REQUESTED AMOUNT. (How did you determine that the requested number of FTE were appropriate? From what source or standard did you derive the requested levels of funding? Were alternatives such as outsourcing or automation considered? If based on new legislation, does request tie to TAFP fiscal note? If not, explain why. Detail which portions of the request are one-times and how those amounts were calculated.) continued

Stormwater Infrastructure Grants are for stormwater control projects being completed by eligible recipients which include any entitlement city, the Metropolitan Sewer District (MSD) and any first class county not served by MSD. A specific allocation of funds is required pursuant to the Missouri Constitution, state statute and stormwater regulations. Generally speaking, grant funds are allocated to each first class county by a percentage based on the population of the qualifying county. The maximum grant is limited by regulation to be up to 50 percent of eligible project costs.

Small Community Engineering Assistance Grants are for municipalities, counties, public sewer or water districts, political subdivisions or instrumentalities of the state with a population of less than 10,000. The program offers funding for wastewater engineering costs incurred in preparation of an engineering report or facility plan. The funding is only available for recipients who do not have an engineering report developed and have yet to achieve a funding commitment and plan to pursue funding.

State 40% Construction Grants are targeted to communities, public water districts and public sewer districts that do not qualify for a loan for the total eligible project costs from the Clean Water State Revolving Fund program. The grants are used to construct wastewater treatment and collection systems. These applicants typically have a population of less than 1,000 and are currently unsewered. Grants are limited to 40 percent of eligible project costs or \$2,000,000, whichever is less.

Small Borrower Direct Loans are for communities, public water districts and public sewer districts with less than 1,000 in population. Generally speaking, these entities are small communities that have a financial need for small scale projects. These loans are processed in short timeframes and are offered with low interest rates similar to the State Revolving Fund programs. Principal and interest are paid over the term of the loan and reused to fund future small borrower loans.

NEW DECISION ITEM
RANK: 005 OF 015

Department of Natural Resources	Budget Unit <u>79415C</u>
Division of Environmental Quality	
Water Infrastructure Grants & Loans DI#1780001	House Bill <u>6.225</u>

5. BREAK DOWN THE REQUEST BY BUDGET OBJECT CLASS, JOB CLASS, AND FUND SOURCE. IDENTIFY ONE-TIME COSTS.

Budget Object Class/Job Class	Dept Req GR DOLLARS	Dept Req GR FTE	Dept Req FED DOLLARS	Dept Req FED FTE	Dept Req OTHER DOLLARS	Dept Req OTHER FTE	Dept Req TOTAL DOLLARS	Dept Req TOTAL FTE	Dept Req One-Time DOLLARS
Total PS	0	0.00	0	0.00	0	0.00	0	0.00	0
Total EE	0		0		0		0		0
800/Program Distributions					70,000,000		70,000,000		
Total PSD	0		0		70,000,000		70,000,000		0
Grand Total	0	0.00	0	0.00	70,000,000	0.00	70,000,000	0.00	0

Budget Object Class/Job Class	Gov Rec GR DOLLARS	Gov Rec GR FTE	Gov Rec FED DOLLARS	Gov Rec FED FTE	Gov Rec OTHER DOLLARS	Gov Rec OTHER FTE	Gov Rec TOTAL DOLLARS	Gov Rec TOTAL FTE	Gov Rec One-Time DOLLARS
Total PS	0	0.00	0	0.00	0	0.00	0	0.00	0
Total EE	0		0		0		0		0
800/Program Distributions					0		0		
Total PSD	0		0		0		0		0
Grand Total	0	0.00	0	0.00	0	0.00	0	0.00	0

NEW DECISION ITEM

RANK: 005 OF 015

Department of Natural Resources	Budget Unit <u>79415C</u>
Division of Environmental Quality	
Water Infrastructure Grants & Loans <u>DI#1780001</u>	House Bill <u>6.225</u>

6. PERFORMANCE MEASURES (If new decision item has an associated core, separately identify projected performance with & without additional funding.)

6a. Provide an effectiveness measure.

These financial assistance programs are expected to benefit 120 to 150 communities.

Every dollar in Personal Services spent in the infrastructure program generates construction dollars in Missouri communities.

	FY 2017 Projected (core only)	FY 2017 Projected (core & NDI)
Personal Services Costs	\$ 3,115,008	\$ 3,115,008
Construction Dollars Awarded	\$ 254,200,000	\$ 324,200,000
Cost/Generation Ratio	\$1:\$82	\$1:\$104

6b. Provide an efficiency measure.

Increased appropriation authority will allow for timely payment to communities for current and future obligations.

6c. Provide the number of clients/individuals served, if applicable.

See 6a above

6d. Provide a customer satisfaction measure, if available.

Not available

7. STRATEGIES TO ACHIEVE THE PERFORMANCE MEASUREMENT TARGETS:

- Increased appropriation authority will allow for timely payment to communities for current and future obligations.
- Reinvestment of funds in the DWSRF program and Small Borrower Loans will come back to the department for future investment in water and wastewater projects in perpetuity.

MISSOURI DEPARTMENT OF NATURAL RESOURCES

DECISION ITEM DETAIL

Budget Unit	FY 2015	FY 2015	FY 2016	FY 2016	FY 2017	FY 2017	FY 2017	FY 2017
Decision Item	ACTUAL	ACTUAL	BUDGET	BUDGET	DEPT REQ	DEPT REQ	GOV REC	GOV REC
Budget Object Class	DOLLAR	FTE	DOLLAR	FTE	DOLLAR	FTE	DOLLAR	FTE
WATER INFRASTRUCTURE								
Water Infrastr Grants & Loans - 1780001								
PROGRAM DISTRIBUTIONS	0	0.00	0	0.00	70,000,000	0.00	0	0.00
TOTAL - PD	0	0.00	0	0.00	70,000,000	0.00	0	0.00
GRAND TOTAL	\$0	0.00	\$0	0.00	\$70,000,000	0.00	\$0	0.00
GENERAL REVENUE	\$0	0.00	\$0	0.00	\$0	0.00		0.00
FEDERAL FUNDS	\$0	0.00	\$0	0.00	\$0	0.00		0.00
OTHER FUNDS	\$0	0.00	\$0	0.00	\$70,000,000	0.00		0.00

NEW DECISION ITEM
RANK: 011 OF 015

Department of Natural Resources	Budget Unit 79405C
Division of Environmental Quality	
Water Quality Studies Increase DI# 1780007	House Bill 6.225

1. AMOUNT OF REQUEST

	FY 2017 Budget Request					FY 2017 Governor's Recommendation			
	GR	Federal	Other	Total		GR	Fed	Other	Total
PS	0	0	0	0	PS	0	0	0	0
EE	0	0	3,000,000	3,000,000	EE	0	0	1	1 E
PSD	0	0	600,000	600,000	PSD	0	0	0	0
Total	0	0	3,600,000	3,600,000	Total	0	0	1	1 E
FTE	0.00	0.00	0.00	0.00	FTE	0.00	0.00	0.00	0.00

Est. Fringe	0	0	0	0
--------------------	---	---	---	---

Note: Fringes budgeted in House Bill 5 except for certain fringes budgeted directly to MoDOT, Highway Patrol, and Conservation.

Est. Fringe	0	0	0	0
--------------------	---	---	---	---

Note: Fringes budgeted in House Bill 5 except for certain fringes budgeted directly to MoDOT, Highway Patrol, and Conservation.

Other Funds: Natural Resources Protection Fund - Water Pollution Permit Fee Subaccount (0568)

2. THIS REQUEST CAN BE CATEGORIZED AS:

<input type="checkbox"/> New Legislation	<input type="checkbox"/> New Program	<input type="checkbox"/> Supplemental
<input type="checkbox"/> Federal Mandate	<input checked="" type="checkbox"/> Program Expansion	<input type="checkbox"/> Cost to Continue
<input type="checkbox"/> GR Pick-Up	<input type="checkbox"/> Space Request	<input type="checkbox"/> Equipment Replacement
<input type="checkbox"/> Pay Plan	<input type="checkbox"/> Other: _____	

NEW DECISION ITEM

RANK: 011 OF 015

Department of Natural Resources	Budget Unit <u>79405C</u>
Division of Environmental Quality	
Water Quality Studies Increase DI# <u>1780007</u>	House Bill <u>6.225</u>

3. WHY IS THIS FUNDING NEEDED? PROVIDE AN EXPLANATION FOR ITEMS CHECKED IN #2. INCLUDE THE FEDERAL OR STATE STATUTORY OR CONSTITUTIONAL AUTHORIZATION FOR THIS PROGRAM.

In FY 2013, the estimated (E) designation was removed from the Water Quality Studies appropriation. The department has since monitored commitments and expenditure levels to determine when an appropriation increase would be necessary. Projections indicate an increase is needed for FY 2017.

The department uses this budget for a variety of studies, contracts, projects, and subgrants. Examples:

- Contracts for monitoring the state's classified waters and using collected data to assess, protect and restore Missouri's water quality.
- Contracts and projects under the Our Missouri Waters initiative, which allows the department and our partners to gain an understanding of the health and challenges of each watershed, identify priorities, and assess what tools can be utilized that are best suited to address those watershed-specific issues.
- Grants under the Small Community Engineering Assistance Program for wastewater engineering costs incurred by municipalities, counties, public sewer or water districts or recipients to determine feasible alternatives to address a wastewater issue.

4. DESCRIBE THE DETAILED ASSUMPTIONS USED TO DERIVE THE SPECIFIC REQUESTED AMOUNT. (How did you determine that the requested number of FTE were appropriate? From what source or standard did you derive the requested levels of funding? Were alternatives such as outsourcing or automation considered? If based on new legislation, does request tie to TAFP fiscal note? If not, explain why. Detail which portions of the request are one-times and how those amounts were calculated.)

Funding has been committed to a variety of projects. Projections indicate the following appropriation need in FY 2017.

Small Community Engineering Assistance Program	\$1,500,000
Our Missouri Waters	\$2,700,000
USGS Ambient Network Contract	\$ 900,000
Other Water Quality Commitments	<u>\$ 200,000</u>
Total	\$5,300,000
Less: Core Appropriation	<u>\$1,700,000</u>
Total Request	\$3,600,000

NEW DECISION ITEM
RANK: 011 OF 015

Department of Natural Resources	Budget Unit 79405C
Division of Environmental Quality	
Water Quality Studies Increase DI# 1780007	House Bill 6.225

5. BREAK DOWN THE REQUEST BY BUDGET OBJECT CLASS, JOB CLASS, AND FUND SOURCE. IDENTIFY ONE-TIME COSTS.

Budget Object Class/Job Class	Dept Req GR DOLLARS	Dept Req GR FTE	Dept Req FED DOLLARS	Dept Req FED FTE	Dept Req OTHER DOLLARS	Dept Req OTHER FTE	Dept Req TOTAL DOLLARS	Dept Req TOTAL FTE	Dept Req One-Time DOLLARS
Total PS	0	0.00	0	0.00	0	0.00	0	0.00	0
400/Professional Services					3,000,000		3,000,000		
Total EE	0		0		3,000,000		3,000,000		0
800/Program Distributions					600,000		600,000		
Total PSD	0		0		600,000		600,000		0
Grand Total	0	0.00	0	0.00	3,600,000	0.00	3,600,000	0.00	0

Budget Object Class/Job Class	Gov Rec GR DOLLARS	Gov Rec GR FTE	Gov Rec FED DOLLARS	Gov Rec FED FTE	Gov Rec OTHER DOLLARS	Gov Rec OTHER FTE	Gov Rec TOTAL DOLLARS	Gov Rec TOTAL FTE	Gov Rec One-Time DOLLARS
Total PS	0	0.00	0	0.00	0	0.00	0	0.00	0
400/Professional Services					1		1		
Total EE	0		0		1		1		0
800/Program Distributions					0		0		
Total PSD	0		0		0		0		0
Grand Total	0	0.00	0	0.00	1	0.00	1	0.00	0

NEW DECISION ITEM
RANK: 011 OF 015

<u>Department of Natural Resources</u>	<u>Budget Unit 79405C</u>
<u>Division of Environmental Quality</u>	
<u>Water Quality Studies Increase</u> <u>DI# 1780007</u>	<u>House Bill 6.225</u>

6. PERFORMANCE MEASURES (If new decision item has an associated core, separately identify projected performance with & without additional funding.)

6a. Provide an effectiveness measure.

The Small Community Engineering Assistance Program is expected to benefit 30-50 communities for every \$1.5 million in funds spent. Grant funds will result in the production of engineering reports and facility plans submitted to the department for review. These documents identify and evaluate alternatives to address the identified wastewater issue. These reports are the first step in getting communities to act to address issues and will further a community's ability to secure funding for the necessary wastewater infrastructure improvements.

Our Missouri Waters includes 66 watersheds across the state. The department has established a list of priority watersheds that will be brought into focus each year until all 66 watersheds have been evaluated within a five-year cycle.

6b. Provide an efficiency measure.

Increased appropriation authority will allow for timely payment to communities for current and future obligations.

6c. Provide the number of clients/individuals served, if applicable.

The Small Community Engineering Assistance Program serves municipalities, counties, public sewer or water districts or instrumentalities of the state with a population of less than 10,000. The Small Community Engineering Assistance Program is expected to benefit 30-50 communities for every \$1.5 million in funds spent.

6d. Provide a customer satisfaction measure, if available.

Not available

7. STRATEGIES TO ACHIEVE THE PERFORMANCE MEASUREMENT TARGETS:

The Small Community Engineering Assistance Program is being marketed to communities directly by the department and indirectly through engineering firms and municipal associations. This grant program is one of the tools that will be highlighted through the department's Community Services initiative. The department also informs potentially eligible communities that are in enforcement or receive new permit limits about this program.

The Our Missouri Waters watershed-based approach is building partnerships among local stakeholders and state and federal agencies to develop a common understanding of the health and challenges of each watershed, identify priorities and then work together to address common goals.

MISSOURI DEPARTMENT OF NATURAL RESOURCES

DECISION ITEM DETAIL

Budget Unit	FY 2015	FY 2015	FY 2016	FY 2016	FY 2017	FY 2017	FY 2017	FY 2017
Decision Item	ACTUAL	ACTUAL	BUDGET	BUDGET	DEPT REQ	DEPT REQ	GOV REC	GOV REC
Budget Object Class	DOLLAR	FTE	DOLLAR	FTE	DOLLAR	FTE	DOLLAR	FTE
WATER QUALITY STUDIES								
Water Quality Studies PSD Incr - 1780007								
PROFESSIONAL SERVICES	0	0.00	0	0.00	3,000,000	0.00	1	0.00
TOTAL - EE	0	0.00	0	0.00	3,000,000	0.00	1	0.00
PROGRAM DISTRIBUTIONS	0	0.00	0	0.00	600,000	0.00	0	0.00
TOTAL - PD	0	0.00	0	0.00	600,000	0.00	0	0.00
GRAND TOTAL	\$0	0.00	\$0	0.00	\$3,600,000	0.00	\$1	0.00
GENERAL REVENUE	\$0	0.00	\$0	0.00	\$0	0.00	\$0	0.00
FEDERAL FUNDS	\$0	0.00	\$0	0.00	\$0	0.00	\$0	0.00
OTHER FUNDS	\$0	0.00	\$0	0.00	\$3,600,000	0.00	\$1	0.00

MISSOURI DEPARTMENT OF NATURAL RESOURCES

DECISION ITEM SUMMARY

Budget Unit	FY 2015	FY 2015	FY 2016	FY 2016	FY 2017	FY 2017	FY 2017	FY 2017
Decision Item	ACTUAL	ACTUAL	BUDGET	BUDGET	DEPT REQ	DEPT REQ	GOV REC	GOV REC
Budget Object Summary	DOLLAR	FTE	DOLLAR	FTE	DOLLAR	FTE	DOLLAR	FTE
Fund	DOLLAR	FTE	DOLLAR	FTE	DOLLAR	FTE	DOLLAR	FTE
SOIL & WATER CONSERVATION								
CORE								
PERSONAL SERVICES								
DEPT NATURAL RESOURCES	0	0.00	0	0.00	202,632	4.00	202,632	4.00
SOIL AND WATER SALES TAX	1,014,931	22.33	1,374,443	32.86	1,374,443	32.86	1,374,443	32.86
TOTAL - PS	1,014,931	22.33	1,374,443	32.86	1,577,075	36.86	1,577,075	36.86
EXPENSE & EQUIPMENT								
DEPT NATURAL RESOURCES	0	0.00	0	0.00	28,800	0.00	28,800	0.00
SOIL AND WATER SALES TAX	345,123	0.00	629,982	0.00	629,982	0.00	629,982	0.00
TOTAL - EE	345,123	0.00	629,982	0.00	658,782	0.00	658,782	0.00
TOTAL	1,360,054	22.33	2,004,425	32.86	2,235,857	36.86	2,235,857	36.86
Pay Plan - 0000012								
PERSONAL SERVICES								
DEPT NATURAL RESOURCES	0	0.00	0	0.00	0	0.00	4,053	0.00
SOIL AND WATER SALES TAX	0	0.00	0	0.00	0	0.00	27,491	0.00
TOTAL - PS	0	0.00	0	0.00	0	0.00	31,544	0.00
TOTAL	0	0.00	0	0.00	0	0.00	31,544	0.00
GRAND TOTAL	\$1,360,054	22.33	\$2,004,425	32.86	\$2,235,857	36.86	\$2,267,401	36.86

MISSOURI DEPARTMENT OF NATURAL RESOURCES

DECISION ITEM SUMMARY

Budget Unit								
Decision Item	FY 2015	FY 2015	FY 2016	FY 2016	FY 2017	FY 2017	FY 2017	FY 2017
Budget Object Summary	ACTUAL	ACTUAL	BUDGET	BUDGET	DEPT REQ	DEPT REQ	GOV REC	GOV REC
Fund	DOLLAR	FTE	DOLLAR	FTE	DOLLAR	FTE	DOLLAR	FTE
SOIL & WATER CONSERVATION PSD								
CORE								
EXPENSE & EQUIPMENT								
DEPT NATURAL RESOURCES	16,255	0.00	400,000	0.00	400,000	0.00	400,000	0.00
SOIL AND WATER SALES TAX	16,230	0.00	36,750	0.00	236,750	0.00	236,750	0.00
TOTAL - EE	32,485	0.00	436,750	0.00	636,750	0.00	636,750	0.00
PROGRAM-SPECIFIC								
DEPT NATURAL RESOURCES	52,231	0.00	600,000	0.00	600,000	0.00	600,000	0.00
SOIL AND WATER SALES TAX	36,234,041	0.00	43,893,820	0.00	43,693,820	0.00	43,693,820	0.00
TOTAL - PD	36,286,272	0.00	44,493,820	0.00	44,293,820	0.00	44,293,820	0.00
TOTAL	36,318,757	0.00	44,930,570	0.00	44,930,570	0.00	44,930,570	0.00
SWC District Grants Expansion - 1780008								
PROGRAM-SPECIFIC								
SOIL AND WATER SALES TAX	0	0.00	0	0.00	3,000,000	0.00	0	0.00
TOTAL - PD	0	0.00	0	0.00	3,000,000	0.00	0	0.00
TOTAL	0	0.00	0	0.00	3,000,000	0.00	0	0.00
SWC Cost-Share Program Incr - 1780009								
PROGRAM-SPECIFIC								
SOIL AND WATER SALES TAX	0	0.00	0	0.00	3,800,000	0.00	8,800,000	0.00
TOTAL - PD	0	0.00	0	0.00	3,800,000	0.00	8,800,000	0.00
TOTAL	0	0.00	0	0.00	3,800,000	0.00	8,800,000	0.00
GRAND TOTAL	\$36,318,757	0.00	\$44,930,570	0.00	\$51,730,570	0.00	\$53,730,570	0.00

CORE DECISION ITEM

Department of Natural Resources	Budget Unit <u>78850C, 79435C</u>
Division of Environmental Quality	
Soil and Water Conservation Program Core	HB Section <u>6.225</u>

1. CORE FINANCIAL SUMMARY

	FY 2017 Budget Request			
	GR	Federal	Other	Total
PS	0	202,632	1,374,443	1,577,075
EE	0	428,800	866,732	1,295,532
PSD	0	600,000	43,693,820	44,293,820
Total	0	1,231,432	45,934,995	47,166,427
FTE	0.00	4.00	32.86	36.86

	FY 2017 Governor's Recommendation			
	GR	Fed	Other	Total
PS	0	202,632	1,374,443	1,577,075
EE	0	428,800	866,732	1,295,532
PSD	0	600,000	43,693,820	44,293,820
Total	0	1,231,432	45,934,995	47,166,427
FTE	0.00	4.00	32.86	36.86

Est. Fringe	0	96,433	654,097	750,530
--------------------	---	--------	---------	---------

Note: Fringes budgeted in House Bill 5 except for certain fringes budgeted directly to MoDOT, Highway Patrol, and Conservation.

Est. Fringe	0	96,433	654,097	750,530
--------------------	---	--------	---------	---------

Note: Fringes budgeted in House Bill 5 except for certain fringes budgeted directly to MoDOT, Highway Patrol, and Conservation.

Other Funds: Soil and Water Sales Tax Fund (0614)

Core Reallocation: The budget request includes a core reallocation related to nonpoint source staff of \$202,632 Personal Service, 4 FTE, and \$28,800 Expense and Equipment from Water Protection Program due to the December 2014 realignment within the department.

A core reallocation of \$200,000 from the Special Area Land Treatment (SALT) PSD to the Cost-Share Grant PSD is included in this budget request.

2. CORE DESCRIPTION

The Soil and Water Conservation Program (SWCP) and Soil and Water Districts Commission provide leadership and support to the 114 local Soil and Water Conservation Districts (SWCDs) throughout the state. The SWCP staff is responsible for the administration of the Cost-Share, Conservation Monitoring and District Grant programs as well as various research and planning projects. The SWCP staff administers the conservation programs through the SWCDs for the control and reduction of soil erosion on agricultural land and in protection of water resources; provides direct assistance in training, education, accounting/auditing, information technology and public information programs to the districts; and provides administrative support for the Commission activities involving stakeholders and partners on the local, state and national level. Through these activities, more than \$40 million is available for the installation of soil and water conservation practices on agricultural land and to support the operation of each district. Encompassed in the SWCP is the Nonpoint Source (NPS) Management Program which provides federal Clean Water Act Section 319 implementation grants to accomplish significant results in the control and mitigation of NPS pollution. The grant program provides citizens with the knowledge and ability to improve their common land-use practices to protect water quality. Planning and stakeholder implementation of watershed protection practices is an important part of the program.

CORE DECISION ITEM

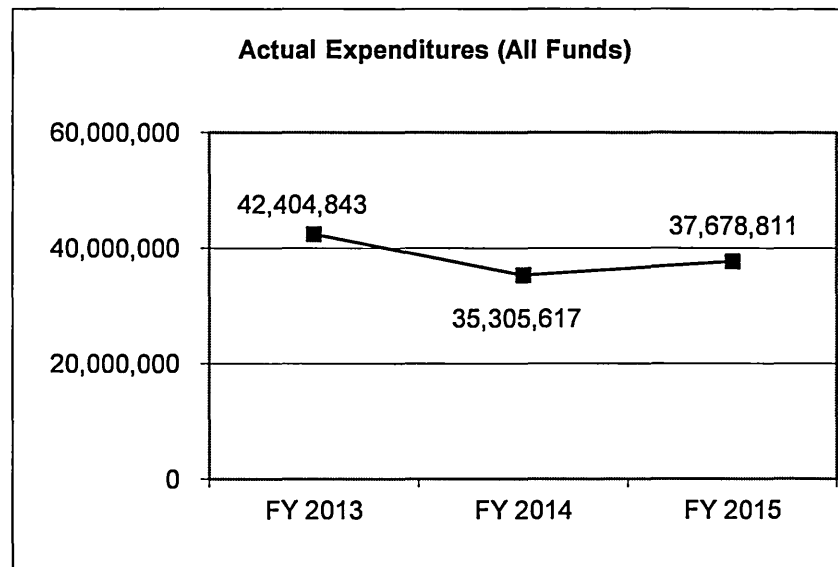
Department of Natural Resources	Budget Unit <u>78850C, 79435C</u>
Division of Environmental Quality	
Soil and Water Conservation Program Core	HB Section <u>6.225</u>
2. CORE DESCRIPTION (continued)	
<p>The <u>Soil and Water Conservation Program Specific Distribution (PSD)</u> appropriations consist of financial assistance programs including Cost-Share, District Grant Program, Conservation Monitoring Program and grants to colleges/universities for soil and water conservation research. There is also appropriation authority to pass through federal funding for demonstration or technical assistance projects as funding allows. Our conservation programs and Soil and Water Conservation Districts are locally and nationally acclaimed as a very successful means to help reduce soil erosion and address water quality problems on agricultural land using voluntary programs throughout the state. Missouri's initiatives in these areas are recognized nationwide as models for other states.</p> <p>Costs of these conservation practices are such that most landowners could not implement them without the financial incentives and technical assistance from the Parks, Soils and Water Sales Tax.</p>	
3. PROGRAM LISTING (list programs included in this core funding)	
Soil and Water Conservation Program	

CORE DECISION ITEM

Department of Natural Resources	Budget Unit <u>78850C, 79435C</u>
Division of Environmental Quality	
Soil and Water Conservation Program Core	HB Section <u>6.225</u>

4. FINANCIAL HISTORY

	FY 2013 Actual	FY 2014 Actual	FY 2015 Actual	FY 2016 Current Yr.
Appropriation (All Funds)	49,454,667	44,663,176	46,927,626	46,934,995
Less Reverted (All Funds)	0	0	0	N/A
Less Restricted (All Funds)	0	0	0	N/A
Budget Authority (All Funds)	49,454,667	44,663,176	46,927,626	N/A
Actual Expenditures (All Funds)	42,404,843	35,305,617	37,678,811	N/A
Unexpended (All Funds)	7,049,824	9,357,559	9,248,815	N/A
Unexpended, by Fund:				
General Revenue	0	0	0	N/A
Federal	72,595	946,188	931,514	N/A
Other	6,977,229	8,411,371	8,317,301	N/A
	(1)	(1)	(1)	(2)



Reverted includes the statutory three-percent reserve amount (when applicable).

Restricted includes any Governor's Expenditure Restrictions which remained at the end of the fiscal year (when applicable).

Actual expenditures for all fiscal years are as of June 30 and do not include lapse period activities.

NOTES:

(1) Financial data includes operating and pass-through appropriations. In many cases, pass-through appropriations are set at a level to encumber and pay our commitments, which often span multiple fiscal years causing high unexpended balances.

(2) FY 2016 PSD core appropriations are as follows: Demonstration Projects and Technical Assistance at \$1,000,000; Grants to Districts at \$11,680,570; Cost-Share at \$31,000,000; Conservation Monitoring Program at \$650,000; Special Area Land Treatment at \$200,000; and Research Grants at \$400,000.

CORE DECISION ITEM

Department of Natural Resources	Budget Unit <u>78850C, 79435C</u>
Division of Environmental Quality	
Soil and Water Conservation Program Core	HB Section <u>6.225</u>

4. FINANCIAL HISTORY (continued)

Soil and Water Conservation Core - Reconciliation

	FY 2013	FY 2014	FY 2015	FY 2016	FY 2017
	Actual	Actual	Actual	Current	Gov Rec
Soil and Water Conservation Operations (78850C)	1,598,333	1,418,999	1,360,054	2,004,425	2,235,857
Soil and Water Conservation PSDs (79435C)	40,806,510	33,886,618	36,318,757	44,930,570	44,930,570
Total	42,404,843	35,305,617	37,678,811	46,934,995	47,166,427

CORE RECONCILIATION DETAIL

DEPARTMENT OF NATURAL RESOURCES

SOIL & WATER CONSERVATION

5. CORE RECONCILIATION DETAIL

				Budget Class	FTE	GR	Federal	Other	Total	Explanation	
TAFP AFTER VETOES											
				PS	32.86	0	0	1,374,443	1,374,443		
				EE	0.00	0	0	629,982	629,982		
				Total	32.86	0	0	2,004,425	2,004,425		
DEPARTMENT CORE ADJUSTMENTS											
Core Reallocation	1003	5338	PS	(32.86)	0	0	(1,374,443)	(1,374,443)		Core reallocation of Soil and Water Conservation Program Operations to DEQ due to December 2014 realignment within the department.	
Core Reallocation	1003	5339	EE	0.00	0	0	(629,982)	(629,982)		Core reallocation of Soil and Water Conservation Program Operations to DEQ due to December 2014 realignment within the department.	
Core Reallocation	1087	5338	PS	32.86	0	0	1,374,443	1,374,443		Core reallocation of Soil and Water Conservation Program Operations to DEQ due to December 2014 realignment within the department.	
Core Reallocation	1087	5339	EE	0.00	0	0	629,982	629,982		Core reallocation of Soil and Water Conservation Program Operations to DEQ due to December 2014 realignment within the department.	
Core Reallocation	1184	1192	PS	4.00	0	202,632	0	202,632		Core reallocation of nonpoint source staff from Water Protection Program due to December 2014 realignment within the department.	

CORE RECONCILIATION DETAIL

DEPARTMENT OF NATURAL RESOURCES
SOIL & WATER CONSERVATION

5. CORE RECONCILIATION DETAIL

	Budget Class	FTE	GR	Federal	Other	Total	Explanation
DEPARTMENT CORE ADJUSTMENTS							
Core Reallocation	1184 1193 EE	0.00	0	28,800	0	28,800	Core reallocation of nonpoint source staff from Water Protection Program due to December 2014 realignment within the department.
NET DEPARTMENT CHANGES		4.00	0	231,432	0	231,432	
DEPARTMENT CORE REQUEST							
	PS	36.86	0	202,632	1,374,443	1,577,075	
	EE	0.00	0	28,800	629,982	658,782	
	Total	36.86	0	231,432	2,004,425	2,235,857	
GOVERNOR'S RECOMMENDED CORE							
	PS	36.86	0	202,632	1,374,443	1,577,075	
	EE	0.00	0	28,800	629,982	658,782	
	Total	36.86	0	231,432	2,004,425	2,235,857	

CORE RECONCILIATION DETAIL

DEPARTMENT OF NATURAL RESOURCES
SOIL & WATER CONSERVATION PSD

5. CORE RECONCILIATION DETAIL

			Budget Class	FTE	GR	Federal	Other	Total	Explanation
TAFP AFTER VETOES									
			EE	0.00	0	400,000	36,750	436,750	
			PD	0.00	0	600,000	43,893,820	44,493,820	
			Total	0.00	0	1,000,000	43,930,570	44,930,570	
DEPARTMENT CORE ADJUSTMENTS									
Core Reallocation	1012 7607		EE	0.00	0	0	(36,750)	(36,750)	Core reallocation of Soil and Water Conservation Program PSDs to DEQ due to December 2014 realignment within the department.
Core Reallocation	1012 8046		EE	0.00	0	(400,000)	0	(400,000)	Core reallocation of Soil and Water Conservation Program PSDs to DEQ due to December 2014 realignment within the department.
Core Reallocation	1012 1420		PD	0.00	0	0	(200,000)	(200,000)	Core reallocation of Soil and Water Conservation Program PSDs to DEQ due to December 2014 realignment within the department.
Core Reallocation	1012 1425		PD	0.00	0	0	(31,000,000)	(31,000,000)	Core reallocation of Soil and Water Conservation Program PSDs to DEQ due to December 2014 realignment within the department.
Core Reallocation	1012 1427		PD	0.00	0	0	(650,000)	(650,000)	Core reallocation of Soil and Water Conservation Program PSDs to DEQ due to December 2014 realignment within the department.

CORE RECONCILIATION DETAIL

DEPARTMENT OF NATURAL RESOURCES
SOIL & WATER CONSERVATION PSD

5. CORE RECONCILIATION DETAIL

		Budget Class	FTE	GR	Federal	Other	Total	Explanation
DEPARTMENT CORE ADJUSTMENTS								
Core Reallocation	1012 7607	PD	0.00	0	0	(11,643,820)	(11,643,820)	Core reallocation of Soil and Water Conservation Program PSDs to DEQ due to December 2014 realignment within the department.
Core Reallocation	1012 8046	PD	0.00	0	(600,000)	0	(600,000)	Core reallocation of Soil and Water Conservation Program PSDs to DEQ due to December 2014 realignment within the department.
Core Reallocation	1012 1423	PD	0.00	0	0	(400,000)	(400,000)	Core reallocation of Soil and Water Conservation Program PSDs to DEQ due to December 2014 realignment within the department.
Core Reallocation	1014 8046	EE	0.00	0	400,000	0	400,000	Core reallocation of Soil and Water Conservation Program PSDs to DEQ due to December 2014 realignment within the department.
Core Reallocation	1014 7607	EE	0.00	0	0	36,750	36,750	Core reallocation of Soil and Water Conservation Program PSDs to DEQ due to December 2014 realignment within the department.
Core Reallocation	1014 1423	EE	0.00	0	0	200,000	200,000	Core reallocation of Soil and Water Conservation Program PSDs to DEQ due to December 2014 realignment within the department.
Core Reallocation	1014 1427	PD	0.00	0	0	650,000	650,000	Core reallocation of Soil and Water Conservation Program PSDs to DEQ due to December 2014 realignment within the department.

CORE RECONCILIATION DETAIL

DEPARTMENT OF NATURAL RESOURCES
SOIL & WATER CONSERVATION PSD

5. CORE RECONCILIATION DETAIL

		Budget Class	FTE	GR	Federal	Other	Total	Explanation
DEPARTMENT CORE ADJUSTMENTS								
Core Reallocation	1014 1425	PD	0.00	0	0	31,200,000	31,200,000	Core reallocation of Soil and Water Conservation Program PSDs to DEQ due to December 2014 realignment within the department.
Core Reallocation	1014 7607	PD	0.00	0	0	11,643,820	11,643,820	Core reallocation of Soil and Water Conservation Program PSDs to DEQ due to December 2014 realignment within the department.
Core Reallocation	1014 1423	PD	0.00	0	0	200,000	200,000	Core reallocation of Soil and Water Conservation Program PSDs to DEQ due to December 2014 realignment within the department.
Core Reallocation	1014 8046	PD	0.00	0	600,000	0	600,000	Core reallocation of Soil and Water Conservation Program PSDs to DEQ due to December 2014 realignment within the department.
NET DEPARTMENT CHANGES			0.00	0	0	0	0	
DEPARTMENT CORE REQUEST								
		EE	0.00	0	400,000	236,750	636,750	
		PD	0.00	0	600,000	43,693,820	44,293,820	
		Total	0.00	0	1,000,000	43,930,570	44,930,570	
GOVERNOR'S RECOMMENDED CORE								
		EE	0.00	0	400,000	236,750	636,750	
		PD	0.00	0	600,000	43,693,820	44,293,820	
		Total	0.00	0	1,000,000	43,930,570	44,930,570	

MISSOURI DEPARTMENT OF NATURAL RESOURCES

DECISION ITEM DETAIL

Budget Unit	FY 2015	FY 2015	FY 2016	FY 2016	FY 2017	FY 2017	FY 2017	FY 2017
Decision Item	ACTUAL	ACTUAL	BUDGET	BUDGET	DEPT REQ	DEPT REQ	GOV REC	GOV REC
Budget Object Class	DOLLAR	FTE	DOLLAR	FTE	DOLLAR	FTE	DOLLAR	FTE
SOIL & WATER CONSERVATION								
CORE								
ADMIN OFFICE SUPPORT ASSISTANT	4,229	0.13	28,119	1.00	61,848	2.00	61,848	2.00
SR OFC SUPPORT ASST (KEYBRD)	2,220	0.09	25,827	1.00	51,648	2.00	51,648	2.00
SENIOR AUDITOR	0	0.00	41,988	1.00	41,940	1.00	41,940	1.00
PUBLIC INFORMATION COOR	34,936	0.80	28,393	0.64	35,443	0.80	35,443	0.80
ENV EDUCATION & INFO SPEC II	41,713	1.00	41,935	1.00	41,940	1.00	41,940	1.00
EXECUTIVE II	38,720	1.00	38,930	1.00	38,928	1.00	38,928	1.00
MANAGEMENT ANALYSIS SPEC I	39,410	1.00	39,621	1.00	39,624	1.00	39,624	1.00
MANAGEMENT ANALYSIS SPEC II	0	0.00	41,925	1.00	0	0.00	0	0.00
PLANNER III	13,969	0.29	45,175	1.00	93,048	2.00	93,048	2.00
ENVIRONMENTAL SPEC II	64,338	1.80	0	0.00	0	0.00	0	0.00
ENVIRONMENTAL SPEC III	391,541	9.22	585,379	15.97	656,901	16.81	656,901	16.81
ENVIRONMENTAL SPEC IV	128,967	2.71	143,660	3.00	0	0.00	0	0.00
ENVIRONMENTAL SCIENTIST	8,797	0.18	0	0.00	50,040	1.00	50,040	1.00
ENVIRONMENTAL SUPERVISOR	30,713	0.58	0	0.00	207,492	4.00	207,492	4.00
ENVIRONMENTAL MGR B2	71,174	1.13	173,550	3.00	118,276	2.00	118,276	2.00
FISCAL & ADMINISTRATIVE MGR B1	51,418	1.00	51,690	1.00	51,695	1.00	51,695	1.00
DESIGNATED PRINCIPAL ASST DIV	14,947	0.25	15,027	0.25	15,027	0.25	15,027	0.25
STAFF DIRECTOR	72,833	1.00	73,224	1.00	73,225	1.00	73,225	1.00
MISCELLANEOUS PROFESSIONAL	5,006	0.15	0	0.00	0	0.00	0	0.00
TOTAL - PS	1,014,931	22.33	1,374,443	32.86	1,577,075	36.86	1,577,075	36.86
TRAVEL, IN-STATE	70,958	0.00	70,775	0.00	84,075	0.00	84,075	0.00
TRAVEL, OUT-OF-STATE	2,810	0.00	6,152	0.00	9,502	0.00	9,502	0.00
SUPPLIES	13,238	0.00	38,000	0.00	43,100	0.00	43,100	0.00
PROFESSIONAL DEVELOPMENT	17,238	0.00	38,000	0.00	42,750	0.00	42,750	0.00
COMMUNICATION SERV & SUPP	11,552	0.00	37,555	0.00	39,105	0.00	39,105	0.00
PROFESSIONAL SERVICES	214,428	0.00	400,000	0.00	407,800	0.00	407,800	0.00
M&R SERVICES	1,085	0.00	12,000	0.00	7,050	0.00	7,050	0.00
OFFICE EQUIPMENT	0	0.00	1,000	0.00	1,050	0.00	1,050	0.00
OTHER EQUIPMENT	231	0.00	7,000	0.00	2,350	0.00	2,350	0.00
BUILDING LEASE PAYMENTS	1,589	0.00	2,700	0.00	3,100	0.00	3,100	0.00
EQUIPMENT RENTALS & LEASES	3,134	0.00	800	0.00	2,850	0.00	2,850	0.00

MISSOURI DEPARTMENT OF NATURAL RESOURCES

DECISION ITEM DETAIL

Budget Unit	FY 2015	FY 2015	FY 2016	FY 2016	FY 2017	FY 2017	FY 2017	FY 2017
Decision Item	ACTUAL	ACTUAL	BUDGET	BUDGET	DEPT REQ	DEPT REQ	GOV REC	GOV REC
Budget Object Class	DOLLAR	FTE	DOLLAR	FTE	DOLLAR	FTE	DOLLAR	FTE
SOIL & WATER CONSERVATION								
CORE								
MISCELLANEOUS EXPENSES	8,860	0.00	16,000	0.00	16,050	0.00	16,050	0.00
TOTAL - EE	345,123	0.00	629,982	0.00	658,782	0.00	658,782	0.00
GRAND TOTAL	\$1,360,054	22.33	\$2,004,425	32.86	\$2,235,857	36.86	\$2,235,857	36.86
GENERAL REVENUE	\$0	0.00	\$0	0.00	\$0	0.00	\$0	0.00
FEDERAL FUNDS	\$0	0.00	\$0	0.00	\$231,432	4.00	\$231,432	4.00
OTHER FUNDS	\$1,360,054	22.33	\$2,004,425	32.86	\$2,004,425	32.86	\$2,004,425	32.86

MISSOURI DEPARTMENT OF NATURAL RESOURCES

DECISION ITEM DETAIL

Budget Unit	FY 2015	FY 2015	FY 2016	FY 2016	FY 2017	FY 2017	FY 2017	FY 2017
Decision Item	ACTUAL	ACTUAL	BUDGET	BUDGET	DEPT REQ	DEPT REQ	GOV REC	GOV REC
Budget Object Class	DOLLAR	FTE	DOLLAR	FTE	DOLLAR	FTE	DOLLAR	FTE
SOIL & WATER CONSERVATION PSD								
CORE								
TRAVEL, IN-STATE	14,092	0.00	10,000	0.00	15,000	0.00	15,000	0.00
SUPPLIES	0	0.00	1,900	0.00	1,900	0.00	1,900	0.00
PROFESSIONAL DEVELOPMENT	0	0.00	4,850	0.00	4,850	0.00	4,850	0.00
PROFESSIONAL SERVICES	16,230	0.00	413,500	0.00	608,500	0.00	608,500	0.00
BUILDING LEASE PAYMENTS	0	0.00	500	0.00	500	0.00	500	0.00
MISCELLANEOUS EXPENSES	2,163	0.00	6,000	0.00	6,000	0.00	6,000	0.00
TOTAL - EE	32,485	0.00	436,750	0.00	636,750	0.00	636,750	0.00
PROGRAM DISTRIBUTIONS	36,286,272	0.00	44,493,820	0.00	44,293,820	0.00	44,293,820	0.00
TOTAL - PD	36,286,272	0.00	44,493,820	0.00	44,293,820	0.00	44,293,820	0.00
GRAND TOTAL	\$36,318,757	0.00	\$44,930,570	0.00	\$44,930,570	0.00	\$44,930,570	0.00
GENERAL REVENUE	\$0	0.00	\$0	0.00	\$0	0.00	\$0	0.00
FEDERAL FUNDS	\$68,486	0.00	\$1,000,000	0.00	\$1,000,000	0.00	\$1,000,000	0.00
OTHER FUNDS	\$36,250,271	0.00	\$43,930,570	0.00	\$43,930,570	0.00	\$43,930,570	0.00

PROGRAM DESCRIPTION

Department of Natural Resources

HB Section(s): 6.225

DEQ - Soil and Water Conservation Program

Program is found in the following core budget(s): Soil and Water Conservation Program

1. What does this program do?

The Soil and Water Conservation Program (SWCP) and the Soil and Water Districts Commission provide guidance on policy and regulation to the 114 local Soil and Water Conservation Districts (SWCDs) throughout the state. The SWCP staff is responsible for the administration of the Cost-Share, Conservation Monitoring and District Grant programs as well as various research and partner projects for the control and reduction of soil erosion on agricultural land and in protection of water resources. The SWCP staff manages more than \$40 million in financial assistance for the installation of soil and water conservation practices and in support of the operation of each of the 114 local SWCDs; provides direct assistance in training, information/education, accounting/auditing, information technology and public administration; and supports the Commission in coordinating activities with stakeholders and partners on the local, state and national level. Funding this core item will allow the department to continue Missouri's proactive efforts to address soil erosion and related water quality issues. Missouri's success with the sales tax funding of voluntary conservation programs is recognized around the nation as a model for other states.

Encompassed in the SWCP is the Nonpoint Source (NPS) Management Program which provides federal Clean Water Act Section 319 implementation grants to accomplish significant results in the control and mitigation of NPS pollution. The grant program provides citizens with the knowledge and ability to improve their common land-use practices to protect water quality. Planning and stakeholder implementation of watershed protection practices is an important part of the program.

The Program's PSDs consist of many financial incentive programs and projects. The state Cost-Share program provides financial incentives to landowners for installation and adoption of approved conservation practices and techniques. The Cost-Share program funds up to 75% of the estimated practice costs, with the landowner responsible for the remainder. Costs of these conservation practices are such that many agricultural landowners could not implement them without the financial incentives and technical assistance made available by citizen support of the Parks, Soils and Water Sales Tax. Participation in the program is voluntary and incentives are provided to landowners to reduce soil erosion impacts from agricultural land and protect the water resources of the state. The conservation practices are designed to maintain soil productivity and prevent continued degradation of water quality of rivers and streams. The Conservation Monitoring Program provides funding to conduct water quality monitoring and soil health assessments of the conservation practices used in farm operations. Plans for FY 2017 include continued funding for modeling watersheds with a nutrient tracking tool database system in order to determine impacts of sediment and nutrient loading to waters from agricultural lands.

Grants to Local Soil and Water Conservation Districts (SWCDs) provide funds for the operation of each of the 114 local SWCDs. The locally elected soil and water district board of supervisors budget how the grants will be spent depending on the needs of that district. District Grant funding is provided for administrative/technical personnel salaries, benefits, information/education programs, equipment and general operational expenses. These grant funds provide support to the districts for contracting and technical assistance to landowners that participate in the soil and water conservation programs. The SWCDs also provide technical assistance on soil and water conservation resource issues for landowners who may not participate in these voluntary programs. Soil and Water Research Grants provide funding to Missouri colleges and universities for soil and water conservation related research to gather data for the development and refinement of programs. SWCP's federal authority allows the department to pass through monies for Demonstration Projects or technical assistance as funding becomes available.

PROGRAM DESCRIPTION

Department of Natural Resources	HB Section(s): 6.225
DEQ - Soil and Water Conservation Program	
Program is found in the following core budget(s): Soil and Water Conservation Program	

1. What does this program do? (continued)

Soil and Water Conservation Core - Reconciliation					
	FY 2013	FY 2014	FY 2015	FY 2016	FY 2017
	Actual	Actual	Actual	Current	Gov Rec
Soil and Water Conservation Operations (78850C)	1,598,333	1,418,999	1,360,054	2,004,425	2,235,857
Soil and Water Conservation PSDs (79435C)	40,806,510	33,886,618	36,318,757	44,930,570	44,930,570
Total	42,404,843	35,305,617	37,678,811	46,934,995	47,166,427

2. What is the authorization for this program, i.e., federal or state statute, etc.? (Include the federal program number, if applicable.)

Missouri Constitution, Article IV, Section 47a	Sales and Use Tax Levied for Soil and Water Conservation
RSMo. 278.080	State's Soil and Water Districts Commission
Section 319(h)	Federal Clean Water Act

3. Are there federal matching requirements? If yes, please explain.

Clean Water Act §319(h) Non-point Source Management Grant 40% State/Local (EPA)

4. Is this a federally mandated program? If yes, please explain.

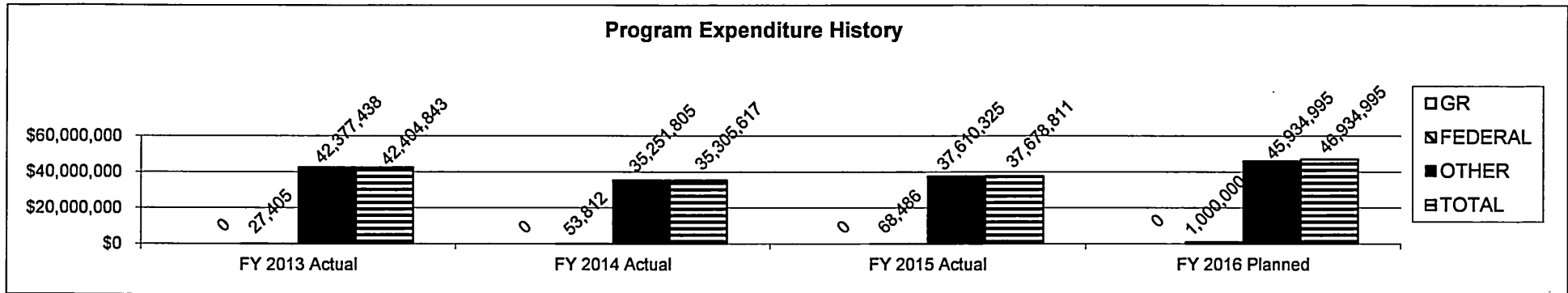
The Environmental Protection Agency has delegated authority to the department to ensure compliance with the requirements of the federal Clean Water Act. Water quality projects and studies will promote improvement in water quality when performed in accordance with CWA 319.

PROGRAM DESCRIPTION

Department of Natural Resources
DEQ - Soil and Water Conservation Program
Program is found in the following core budget(s): Soil and Water Conservation Program

HB Section(s): 6.225

5. Provide actual expenditures for the prior three fiscal years and planned expenditures for the current fiscal year.



Notes: Actual expenditures for all fiscal years are as of June 30 and do not include lapse period activities. Financial data includes operating and pass-through appropriations. Pass-through appropriations are set at a level to encumber and pay our commitments, which often span multiple fiscal years. FY 2016 Planned is shown at full appropriation.

6. What are the sources of the "Other" funds?

Soil and Water Sales Tax Fund (0614)

PROGRAM DESCRIPTION

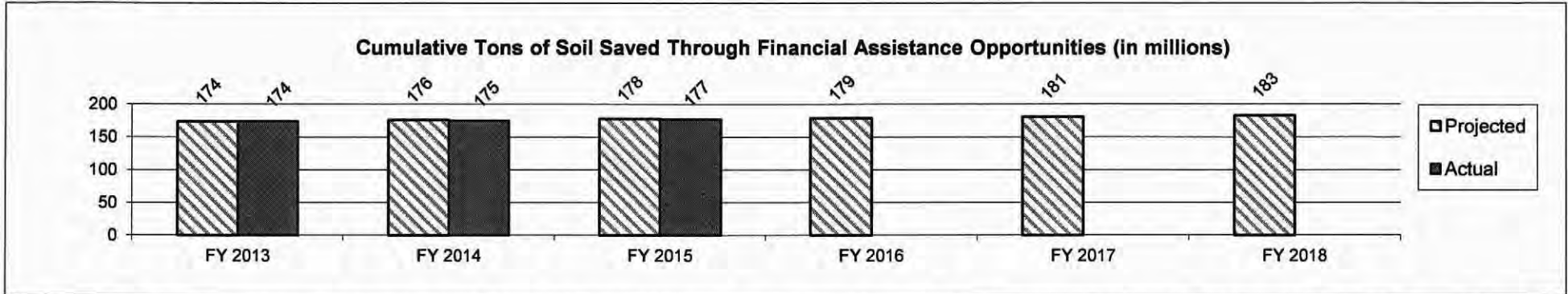
Department of Natural Resources

HB Section(s): 6.225

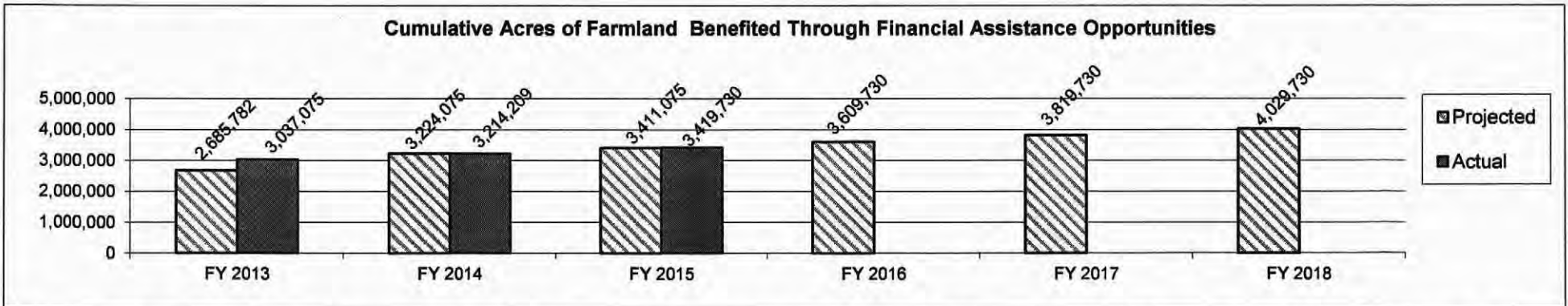
DEQ - Soil and Water Conservation Program

Program is found in the following core budget(s): Soil and Water Conservation Program

7a. Provide an effectiveness measure.



Notes: Tons of soil saved is based and projected on the evaluation criteria for the maintenance life of a conservation practice. Each specific practice saves soil at a rate determined by a federal Revised Universal Soil Loss Equation. Practices implemented save tons of soil, resulting in less sediment entering streams and lakes. Tonnage shown is cumulative since the program began evaluations in FY 1986. Projections are based on trends which indicate additional landowners are voluntarily participating in conservation planning programs as well as starting and completing more practices each year, except years with unforeseen weather or economic impact.



Note: Soil conservation practices on agricultural land are also designed to conserve and protect the quality of water resources. The cumulative acres of land with conservation practices provides protection of and improves the quality of water resources on agricultural land.

PROGRAM DESCRIPTION

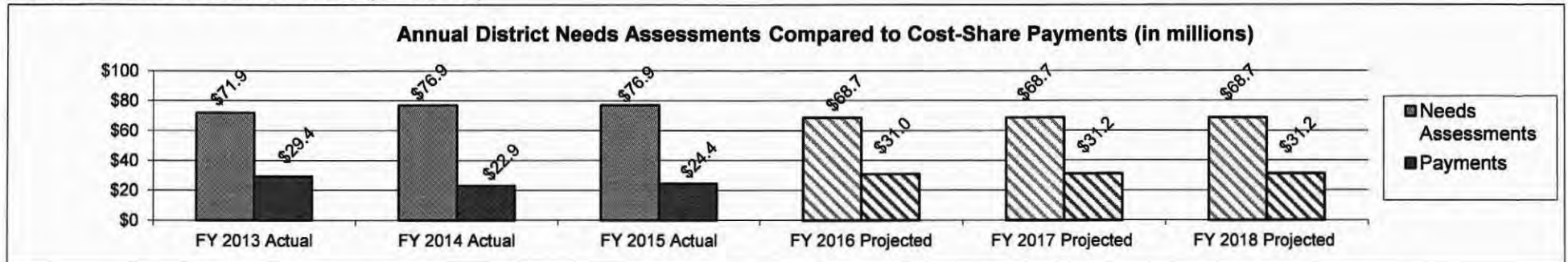
Department of Natural Resources

HB Section(s): 6.225

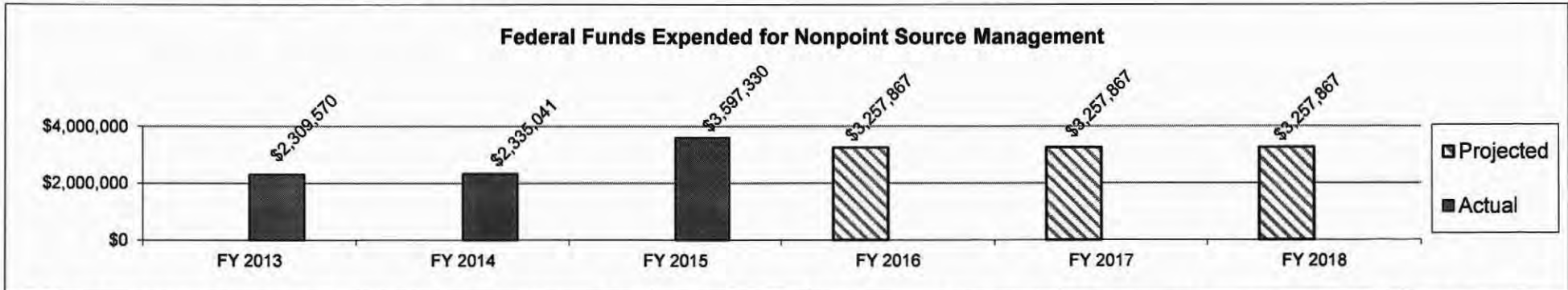
DEQ - Soil and Water Conservation Program

Program is found in the following core budget(s): Soil and Water Conservation Program

7a. Provide an effectiveness measure. (continued)



Note: Each county soil and water conservation district board annually submits a resource needs assessment for their district for the upcoming year. The Commission uses the total district needs submitted to evaluate and approve a cost-share allocation to the districts that best meets the state's overall needs, realizing only a portion of the needs can be funded. The needs assessment decline in FY 2016 reflects the experience gained by the districts in developing projected soil and water conservation needs. The program uses the Missouri Soil and Water Information Management System (MOSWIMS) to track allocations and expenditures and provide the Commission with management reports throughout the fiscal year to help maximize available resources.



The NPS Management Program provides grant funds under the Section 319(h) of the Clean Water Act to public institutions of higher education, units or sub-units of government such as state, county, municipal and township governments, park systems and other local land managing agencies, conservation organizations, land conservancies or trusts, and non-profit organizations with demonstrated 501(c)(3) status. Projects activities may include watershed-based planning, groundwater assessment, technical assistance, protection of groundwater, water quality education and demonstration and implementation projects. This is a new measure for the FY 2017 budget and as such no projections prior to FY 2016 are available.

PROGRAM DESCRIPTION

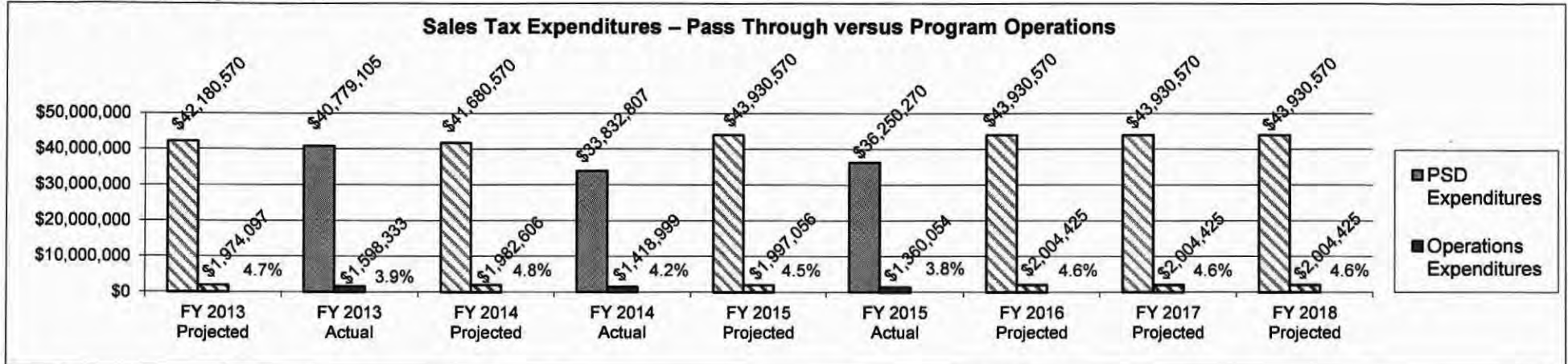
Department of Natural Resources

HB Section(s): 6.225

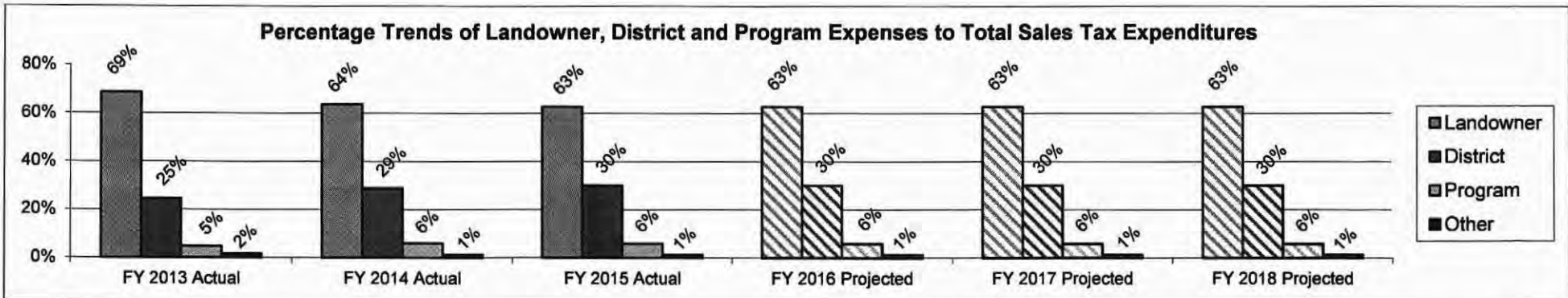
DEQ - Soil and Water Conservation Program

Program is found in the following core budget(s): Soil and Water Conservation Program

7b. Provide an efficiency measure.



Note: Calculation shows total personal service and expense and equipment expenditures compared to PSD expenditures.



Note: This is reflective of landowner, district, program and other expenditures. Other expenditures include administrative transfers, miscellaneous support and costs for other departmental agencies. The department continues to work diligently to reduce administrative costs and shift savings to agricultural landowners.

PROGRAM DESCRIPTION

Department of Natural Resources

HB Section(s): 6.225


DEQ - Soil and Water Conservation Program

Program is found in the following core budget(s): Soil and Water Conservation Program

7c. Provide the number of clients/individuals served, if applicable.

The Soil and Water Conservation Program provides leadership and support to the 114 local soil and water conservation districts and landowners throughout the state of Missouri.

7d. Provide a customer satisfaction measure, if available.



Note: The Parks, Soils and Water Sales Tax was voted on in August 2006 and passed with 70.8% approval. The Parks, Soils and Water Sales Tax will be resubmitted to the voters in 2016.

NEW DECISION ITEM
RANK: 012 OF 015

Department of Natural Resources	Budget Unit <u>79435C</u>
Division of Environmental Quality	
Soil and Water Conservation District Grants Increase DI#1780008	House Bill <u>6.225</u>

1. AMOUNT OF REQUEST

	FY 2017 Budget Request			
	GR	Federal	Other	Total
PS	0	0	0	0
EE	0	0	0	0
PSD	0	0	3,000,000	3,000,000
Total	0	0	3,000,000	3,000,000
FTE	0.00	0.00	0.00	0.00

	FY 2017 Governor's Recommendation			
	GR	Fed	Other	Total
PS	0	0	0	0
EE	0	0	0	0
PSD	0	0	0	0
Total	0	0	0	0
FTE	0.00	0.00	0.00	0.00

Est. Fringe	0	0	0	0
--------------------	---	---	---	---

Est. Fringe	0	0	0	0
--------------------	---	---	---	---

Note: Fringes budgeted in House Bill 5 except for certain fringes budgeted directly to MoDOT, Highway Patrol, and Conservation.

Note: Fringes budgeted in House Bill 5 except for certain fringes budgeted directly to MoDOT, Highway Patrol, and Conservation.

Other Funds: Soil and Water Sales Tax Fund (0614)

2. THIS REQUEST CAN BE CATEGORIZED AS:

<input type="checkbox"/> New Legislation	<input type="checkbox"/> New Program	<input type="checkbox"/> Supplemental
<input type="checkbox"/> Federal Mandate	<input checked="" type="checkbox"/> Program Expansion	<input type="checkbox"/> Cost to Continue
<input type="checkbox"/> GR Pick-Up	<input type="checkbox"/> Space Request	<input type="checkbox"/> Equipment Replacement
<input type="checkbox"/> Pay Plan	<input type="checkbox"/> Other: _____	

3. WHY IS THIS FUNDING NEEDED? PROVIDE AN EXPLANATION FOR ITEMS CHECKED IN #2. INCLUDE THE FEDERAL OR STATE STATUTORY OR CONSTITUTIONAL AUTHORIZATION FOR THIS PROGRAM.

The Soil and Water Districts Commission (SWDC) tasked the Soil and Water Conservation Program with development of a Plan for the Future. To develop the plan, subcommittees including multiple levels of stakeholders as well as partner agencies were formed to discuss issues related to district operations and delivery of the program's mission. The requested funding increase for grants to Soil and Water Conservation Districts is aimed at resolving hurdles districts have in implementing the mission of the program and aiding farmers through technical assistance in development of soil and water conservation practices. The Program Delivery and Operations subcommittee has identified that a more competitive salary and benefits package would attract more qualified candidates, and implementation of career progression for district employees would allow for increased retention of staff. Salaries established for each current position has remained unchanged for several years though district staff are being held to a higher level of responsibility.

NEW DECISION ITEM

RANK: 012 OF 015

<u>Department of Natural Resources</u>	<u>Budget Unit 79435C</u>
<u>Division of Environmental Quality</u>	
<u>Soil and Water Conservation District Grants Increase DI#1780008</u>	<u>House Bill 6.225</u>

4. DESCRIBE THE DETAILED ASSUMPTIONS USED TO DERIVE THE SPECIFIC REQUESTED AMOUNT. (How did you determine that the requested number of FTE were appropriate? From what source or standard did you derive the requested levels of funding? Were alternatives such as outsourcing or automation considered? If based on new legislation, does request tie to TAFP fiscal note? If not, explain why. Detail which portions of the request are one-times and how those amounts were calculated.)

The Program Delivery and Operations subcommittee developed a fine-tuned benefits package (including an increase in retirement) and more competitive salary base with ability to progress. Current district staffing infrastructure includes baseline certification which provides ability to sign with technical approval on a specific suite of practices. A higher salary range is provided to individuals who have successfully completed this certification. A progression plan, including additional training and certifications, was developed to incorporate years of service with certifications obtained in order to progress further in terms of salary and benefits package. This not only achieves retention of qualified individuals to better provide cost-share assistance to landowners but should decrease the hurdles associated with turnover (training, lapse of service, etc.). The Plan for the Future also identified sharing staff across district boundaries as a way to provide more diverse practices throughout the state. Staff who provide service to multiple counties will share their expertise to implement best management practices and be provided a higher salary stipend to accommodate the added responsibility.

It is estimated that approximately 80% of the requested \$3 million expansion will be used for district employee salaries through a more competitive salary base and career progression. Approximately 10% is planned for retirement benefits and the final 10% for travel and training costs for the district staff.

NEW DECISION ITEM
RANK: 012 OF 015

Department of Natural Resources	Budget Unit 79435C
Division of Environmental Quality	
Soil and Water Conservation District Grants Increase DI#1780008	House Bill 6.225

5. BREAK DOWN THE REQUEST BY BUDGET OBJECT CLASS, JOB CLASS, AND FUND SOURCE. IDENTIFY ONE-TIME COSTS.

Budget Object Class/Job Class	Dept Req GR DOLLARS	Dept Req GR FTE	Dept Req FED DOLLARS	Dept Req FED FTE	Dept Req OTHER DOLLARS	Dept Req OTHER FTE	Dept Req TOTAL DOLLARS	Dept Req TOTAL FTE	Dept Req One-Time DOLLARS
Total PS	0	0.00	0	0.00	0	0.00	0	0.00	0
Total EE	0		0		0		0		0
800/Program Distributions					3,000,000		3,000,000		
Total PSD	0		0		3,000,000		3,000,000		0
Grand Total	0	0.00	0	0.00	3,000,000	0.00	3,000,000	0.00	0

Budget Object Class/Job Class	Gov Rec GR DOLLARS	Gov Rec GR FTE	Gov Rec FED DOLLARS	Gov Rec FED FTE	Gov Rec OTHER DOLLARS	Gov Rec OTHER FTE	Gov Rec TOTAL DOLLARS	Gov Rec TOTAL FTE	Gov Rec One-Time DOLLARS
Total PS	0	0.00	0	0.00	0	0.00	0	0.00	0
Total EE	0		0		0		0		0
800/Program Distributions					0		0		
Total PSD	0		0		0		0		0
Grand Total	0	0.00	0	0.00	0	0.00	0	0.00	0

NEW DECISION ITEM
RANK: 012 OF 015

Department of Natural Resources	Budget Unit 79435C
Division of Environmental Quality	
Soil and Water Conservation District Grants Increase DI#1780008	House Bill 6.225

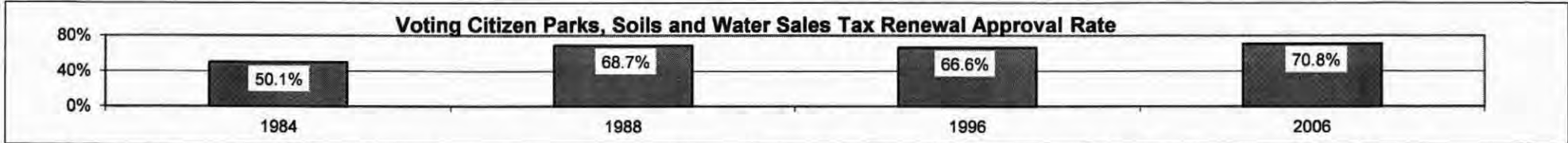
6. PERFORMANCE MEASURES (If new decision item has an associated core, separately identify projected performance with & without additional funding.)

6a. Provide an effectiveness measure.
 Decrease in district employee turnover should be evident if the implementation of the progression plan is funded. Of the approximate 250 current district staff, on average 30 requests to fill vacancies are received annually by the program office. Ability to provide a higher base salary and better benefits will provide for more efficient recruitment and retention. Additional and more diverse practices can be technically designed and authorized by district staff allowing for more efficient use of cost-share funding.

6b. Provide an efficiency measure.
 Correcting identified issues relating to recruitment and retention of district employees will result in more efficient use of cost-share funding. As expertise is shared across county lines, opportunities for landowners will expand. Retaining qualified staff should eliminate delays in service and practice implementation issues that occur during vacancies.

6c. Provide the number of clients/individuals served, if applicable.
 Approximately 250 district employees annually provide administrative and technical support to the approximately 5,000 to 10,000 landowners who implement best management conservation practices throughout the state. This estimate is based upon the number of cost-share contracts paid annually and the number of technical assistance contracts with landowners who complete conservation practices who do not qualify or receive financial assistance through the Soil and Water Conservation District.

6d. Provide a customer satisfaction measure, if available.
 A satisfaction survey is mailed to each cooperator who receives financial assistance through the Soil and Water Conservation Program. The survey specifically requests ranking of service provided, understanding of the programs and whether funding would be sought in the future for additional best management practices. Responses directly relate to the knowledge and caliber of the approximate 250 soil and water conservation district employees who serve the agricultural landowners of the state. Of the survey responses received, 97.7% would participate in Soil and Water Conservation District programs again.



Note: The Parks, Soils and Water Sales Tax was voted on in August 2006 and passed with 70.8% approval. The Parks, Soils and Water Sales Tax will be resubmitted to the voters in 2016.

7. STRATEGIES TO ACHIEVE THE PERFORMANCE MEASUREMENT TARGETS:

The additional appropriation will be allocated to the 114 Soil and Water Conservation Districts based on staffing needs determined on each individual employee's experience and completed certifications.

MISSOURI DEPARTMENT OF NATURAL RESOURCES

DECISION ITEM DETAIL

Budget Unit	FY 2015	FY 2015	FY 2016	FY 2016	FY 2017	FY 2017	FY 2017	FY 2017
Decision Item	ACTUAL	ACTUAL	BUDGET	BUDGET	DEPT REQ	DEPT REQ	GOV REC	GOV REC
Budget Object Class	DOLLAR	FTE	DOLLAR	FTE	DOLLAR	FTE	DOLLAR	FTE
SOIL & WATER CONSERVATION PSD								
SWC District Grants Expansion - 1780008								
PROGRAM DISTRIBUTIONS	0	0.00	0	0.00	3,000,000	0.00	0	0.00
TOTAL - PD	0	0.00	0	0.00	3,000,000	0.00	0	0.00
GRAND TOTAL	\$0	0.00	\$0	0.00	\$3,000,000	0.00	\$0	0.00
GENERAL REVENUE	\$0	0.00	\$0	0.00	\$0	0.00		0.00
FEDERAL FUNDS	\$0	0.00	\$0	0.00	\$0	0.00		0.00
OTHER FUNDS	\$0	0.00	\$0	0.00	\$3,000,000	0.00		0.00

NEW DECISION ITEM
RANK: 013 OF 015

Department of Natural Resources	Budget Unit 79435C
Division of Environmental Quality	
Soil and Water Conservation Cost-Share Expansion DI# 1780009	House Bill 6.225

1. AMOUNT OF REQUEST

	FY 2017 Budget Request					FY 2017 Governor's Recommendation			
	GR	Federal	Other	Total		GR	Fed	Other	Total
PS	0	0	0	0	PS	0	0	0	0
EE	0	0	0	0	EE	0	0	0	0
PSD	0	0	3,800,000	3,800,000	PSD	0	0	8,800,000	8,800,000
Total	0	0	3,800,000	3,800,000	Total	0	0	8,800,000	8,800,000
FTE	0.00	0.00	0.00	0.00	FTE	0.00	0.00	0.00	0.00

Est. Fringe	0	0	0	0
--------------------	---	---	---	---

Note: Fringes budgeted in House Bill 5 except for certain fringes budgeted directly to MoDOT, Highway Patrol, and Conservation.

Est. Fringe	0	0	0	0
--------------------	---	---	---	---

Note: Fringes budgeted in House Bill 5 except for certain fringes budgeted directly to MoDOT, Highway Patrol, and Conservation.

Other Funds: Soil and Water Sales Tax Fund (0614)

The Governor's Recommendation includes additional appropriation authority requested by the department after the October 1 budget submission.

2. THIS REQUEST CAN BE CATEGORIZED AS:

<input type="checkbox"/> New Legislation	<input type="checkbox"/> New Program	<input type="checkbox"/> Supplemental
<input type="checkbox"/> Federal Mandate	<input checked="" type="checkbox"/> Program Expansion	<input type="checkbox"/> Cost to Continue
<input type="checkbox"/> GR Pick-Up	<input type="checkbox"/> Space Request	<input type="checkbox"/> Equipment Replacement
<input type="checkbox"/> Pay Plan	<input type="checkbox"/> Other: _____	

NEW DECISION ITEM
RANK: 013 OF 015

Department of Natural Resources	Budget Unit <u>79435C</u>
Division of Environmental Quality	
Soil and Water Conservation Cost-Share Expansion DI# 1780009	House Bill <u>6.225</u>

3. WHY IS THIS FUNDING NEEDED? PROVIDE AN EXPLANATION FOR ITEMS CHECKED IN #2. INCLUDE THE FEDERAL OR STATE STATUTORY OR CONSTITUTIONAL AUTHORIZATION FOR THIS PROGRAM.

Expanding the current Cost-Share budget authority will help address erosion control and water quality needs facing Missouri's agricultural land. Increased severity of weather systems (flooding, drought, etc.) have increased the need for erosion and water quality based management practices. Weather constraints have also limited the implementation and completion of projects, thus resulting in available carryover funds. Although above normal rainfall in FY 2015 caused lower expenditure levels, rollover costs and implementation of a new supplemental allocation system will allow spending in good weather years to progress at a faster rate than previously. Budget authority is requested to complete projects in fiscal years when weather permits. In addition, the department intends to expand streambank stabilization practices.

4. DESCRIBE THE DETAILED ASSUMPTIONS USED TO DERIVE THE SPECIFIC REQUESTED AMOUNT. (How did you determine that the requested number of FTE were appropriate? From what source or standard did you derive the requested levels of funding? Were alternatives such as outsourcing or automation considered? If based on new legislation, does request tie to TAFP fiscal note? If not, explain why. Detail which portions of the request are one-times and how those amounts were calculated.)

Annually, each county soil and water conservation district board submits a resource needs assessment for their district for the upcoming fiscal year. The Soil and Water Districts Commission reviews the total district needs submitted to evaluate and approve cost-share allocations to each district that best meets the overall state need. Needs assessment requests submitted for FY 2016 exceeded \$68 million. An increase in budget authority will allow the Commission to better align allocations with the requested need.

The FY 2017 core budget request includes a reallocation of appropriation authority from the AgNPS Special Area Land Treatment (SALT) Program to the Cost-Share Program (FY 2016 is the last year for the SALT program). However, this reallocation is not sufficient to reach a targeted level of funding for the Cost-Share Program (\$40 million total).

Target Appropriation Level:	\$40,000,000
Less: Core Appropriation	(\$31,000,000)
Reallocation from SALT	(\$200,000)
Expansion Request:	\$8,800,000

NEW DECISION ITEM
RANK: 013 OF 015

Department of Natural Resources	Budget Unit 79435C
Division of Environmental Quality	
Soil and Water Conservation Cost-Share Expansion DI# 1780009	House Bill 6.225

5. BREAK DOWN THE REQUEST BY BUDGET OBJECT CLASS, JOB CLASS, AND FUND SOURCE. IDENTIFY ONE-TIME COSTS.

Budget Object Class/Job Class	Dept Req GR DOLLARS	Dept Req GR FTE	Dept Req FED DOLLARS	Dept Req FED FTE	Dept Req OTHER DOLLARS	Dept Req OTHER FTE	Dept Req TOTAL DOLLARS	Dept Req TOTAL FTE	Dept Req One-Time DOLLARS
Total PS	0	0.00	0	0.00	0	0.00	0	0.00	0
Total EE	0		0		0		0		0
800/Program Distributions					3,800,000		3,800,000		
Total PSD	0		0		3,800,000		3,800,000		0
Grand Total	0	0.00	0	0.00	3,800,000	0.00	3,800,000	0.00	0

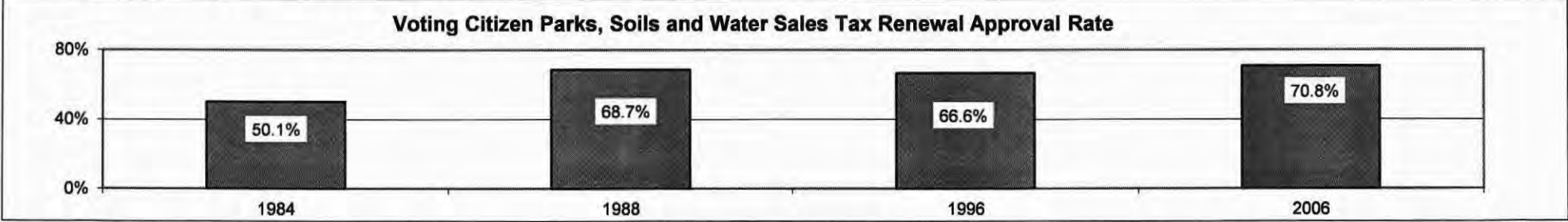
Budget Object Class/Job Class	Gov Rec GR DOLLARS	Gov Rec GR FTE	Gov Rec FED DOLLARS	Gov Rec FED FTE	Gov Rec OTHER DOLLARS	Gov Rec OTHER FTE	Gov Rec TOTAL DOLLARS	Gov Rec TOTAL FTE	Gov Rec One-Time DOLLARS
Total PS	0	0.00	0	0.00	0	0.00	0	0.00	0
Total EE	0		0		0		0		0
800/Program Distributions					8,800,000		8,800,000		
Total PSD	0		0		8,800,000		8,800,000		0
Grand Total	0	0.00	0	0.00	8,800,000	0.00	8,800,000	0.00	0

NEW DECISION ITEM
RANK: 013 OF 015

Department of Natural Resources	Budget Unit <u>79435C</u>
Division of Environmental Quality	
Soil and Water Conservation Cost-Share Expansion DI# <u>1780009</u>	House Bill <u>6.225</u>

6. PERFORMANCE MEASURES (If new decision item has an associated core, separately identify projected performance with & without additional funding.)

- 6a. Provide an effectiveness measure.**
 Distributing an additional \$3,800,000 will allow implementation of an estimated 845 practices (contracts/payments) saving an estimated 311,813 tons of soil. A further addition of \$5 million will allow up to approximately 200 streambank stabilization practices to be implemented.
- 6b. Provide an efficiency measure.**
 Correcting erosion and water quality issues as soon as possible will allow projects to be completed at a lower cost. Increasing cost-share authority allows for timely completion of projects, saving funding as implementation costs of practices gradually continue to increase.
- 6c. Provide the number of clients/individuals served, if applicable.**
 The 114 Soil and Water Conservation Districts (SWCDs) currently serve an estimated 5,000 to 10,000 landowners annually. This estimate is based upon the number of cost-share contracts paid annually and the number of technical assistance contracts with landowners who complete conservation practices who do not qualify or receive financial assistance through the Soil and Water Conservation District.
- 6d. Provide a customer satisfaction measure, if available.**
 A satisfaction survey is mailed to each cooperator who receives financial assistance through the Soil and Water Conservation Program. Of the survey responses received, 97.7% would participate in SWCD programs again. State cost-share is available to many landowners who do not meet the criteria for federal funding for conservation programs and would not otherwise be able to afford to implement practices on their land.



Note: The Parks, Soils and Water Sales Tax was voted on in August 2006 and passed with 70.8% approval. The Parks, Soils and Water Sales Tax will be resubmitted to the voters in 2016.

7. STRATEGIES TO ACHIEVE THE PERFORMANCE MEASUREMENT TARGETS:

The additional appropriation will be allocated to the 114 SWCDs based on conservation needs and ability to complete practices.

MISSOURI DEPARTMENT OF NATURAL RESOURCES

DECISION ITEM DETAIL

Budget Unit	FY 2015	FY 2015	FY 2016	FY 2016	FY 2017	FY 2017	FY 2017	FY 2017
Decision Item	ACTUAL	ACTUAL	BUDGET	BUDGET	DEPT REQ	DEPT REQ	GOV REC	GOV REC
Budget Object Class	DOLLAR	FTE	DOLLAR	FTE	DOLLAR	FTE	DOLLAR	FTE
SOIL & WATER CONSERVATION PSD								
SWC Cost-Share Program Incr - 1780009								
PROGRAM DISTRIBUTIONS	0	0.00	0	0.00	3,800,000	0.00	8,800,000	0.00
TOTAL - PD	0	0.00	0	0.00	3,800,000	0.00	8,800,000	0.00
GRAND TOTAL	\$0	0.00	\$0	0.00	\$3,800,000	0.00	\$8,800,000	0.00
GENERAL REVENUE	\$0	0.00	\$0	0.00	\$0	0.00	\$0	0.00
FEDERAL FUNDS	\$0	0.00	\$0	0.00	\$0	0.00	\$0	0.00
OTHER FUNDS	\$0	0.00	\$0	0.00	\$3,800,000	0.00	\$8,800,000	0.00

This page was intentionally left blank.

MISSOURI DEPARTMENT OF NATURAL RESOURCES

DECISION ITEM SUMMARY

Budget Unit	FY 2015	FY 2015	FY 2016	FY 2016	FY 2017	FY 2017	FY 2017	FY 2017
Decision Item	ACTUAL	ACTUAL	BUDGET	BUDGET	DEPT REQ	DEPT REQ	GOV REC	GOV REC
Budget Object Summary	DOLLAR	FTE	DOLLAR	FTE	DOLLAR	FTE	DOLLAR	FTE
Fund	DOLLAR	FTE	DOLLAR	FTE	DOLLAR	FTE	DOLLAR	FTE
AIR POLLUTION CONTROL PGRM								
CORE								
PERSONAL SERVICES								
DEPT NATURAL RESOURCES	956,108	21.08	1,003,706	22.41	1,003,706	22.41	1,003,706	22.41
MO AIR EMISSION REDUCTION	722,198	16.78	774,504	19.06	824,504	19.06	824,504	19.06
NRP-AIR POLLUTION ASBESTOS FEE	99,744	2.40	160,641	3.76	110,641	3.76	110,641	3.76
NRP-AIR POLLUTION PERMIT FEE	2,474,330	54.04	2,861,382	62.75	2,861,382	62.75	2,861,382	62.75
TOTAL - PS	4,252,380	94.30	4,800,233	107.98	4,800,233	107.98	4,800,233	107.98
EXPENSE & EQUIPMENT								
DEPT NATURAL RESOURCES	66,302	0.00	452,580	0.00	452,580	0.00	452,580	0.00
MO AIR EMISSION REDUCTION	74,142	0.00	458,342	0.00	458,342	0.00	458,342	0.00
NATURAL RESOURCES PROTECTION	0	0.00	19	0.00	19	0.00	19	0.00
NRP-AIR POLLUTION ASBESTOS FEE	14,804	0.00	36,691	0.00	36,691	0.00	36,691	0.00
NRP-AIR POLLUTION PERMIT FEE	112,154	0.00	583,573	0.00	583,573	0.00	583,573	0.00
TOTAL - EE	267,402	0.00	1,531,205	0.00	1,531,205	0.00	1,531,205	0.00
PROGRAM-SPECIFIC								
MO AIR EMISSION REDUCTION	20,378	0.00	0	0.00	0	0.00	0	0.00
TOTAL - PD	20,378	0.00	0	0.00	0	0.00	0	0.00
TOTAL	4,540,160	94.30	6,331,438	107.98	6,331,438	107.98	6,331,438	107.98
Pay Plan - 0000012								
PERSONAL SERVICES								
DEPT NATURAL RESOURCES	0	0.00	0	0.00	0	0.00	20,073	0.00
MO AIR EMISSION REDUCTION	0	0.00	0	0.00	0	0.00	16,492	0.00
NRP-AIR POLLUTION ASBESTOS FEE	0	0.00	0	0.00	0	0.00	2,213	0.00
NRP-AIR POLLUTION PERMIT FEE	0	0.00	0	0.00	0	0.00	57,228	0.00
TOTAL - PS	0	0.00	0	0.00	0	0.00	96,006	0.00
TOTAL	0	0.00	0	0.00	0	0.00	96,006	0.00
GRAND TOTAL	\$4,540,160	94.30	\$6,331,438	107.98	\$6,331,438	107.98	\$6,427,444	107.98

1/21/16 9:54

lm_disummary

MISSOURI DEPARTMENT OF NATURAL RESOURCES

DECISION ITEM SUMMARY

Budget Unit								
Decision Item	FY 2015	FY 2015	FY 2016	FY 2016	FY 2017	FY 2017	FY 2017	FY 2017
Budget Object Summary	ACTUAL	ACTUAL	BUDGET	BUDGET	DEPT REQ	DEPT REQ	GOV REC	GOV REC
Fund	DOLLAR	FTE	DOLLAR	FTE	DOLLAR	FTE	DOLLAR	FTE
AIR POLLUTION CONTROL GRANTS								
CORE								
PROGRAM-SPECIFIC								
DEPT NATURAL RESOURCES	932,077	0.00	7,000,000	0.00	7,000,000	0.00	7,000,000	0.00
NRP-AIR POLLUTION PERMIT FEE	50,798	0.00	1,272,621	0.00	1,272,621	0.00	1,272,621	0.00
TOTAL - PD	982,875	0.00	8,272,621	0.00	8,272,621	0.00	8,272,621	0.00
TOTAL	982,875	0.00	8,272,621	0.00	8,272,621	0.00	8,272,621	0.00
GRAND TOTAL	\$982,875	0.00	\$8,272,621	0.00	\$8,272,621	0.00	\$8,272,621	0.00

CORE DECISION ITEM

Department of Natural Resources	Budget Unit <u>78865C, 79230C</u>
Division of Environmental Quality	
Air Pollution Control Program Core	HB Section <u>6.225</u>

1. CORE FINANCIAL SUMMARY

	FY 2017 Budget Request					FY 2017 Governor's Recommendation			
	GR	Federal	Other	Total		GR	Fed	Other	Total
PS	0	1,003,706	3,796,527	4,800,233	PS	0	1,003,706	3,796,527	4,800,233
EE	0	452,580	1,078,625	1,531,205	EE	0	452,580	1,078,625	1,531,205
PSD	0	7,000,000	1,272,621	8,272,621	PSD	0	7,000,000	1,272,621	8,272,621
Total	0	8,456,286	6,147,773	14,604,059	Total	0	8,456,286	6,147,773	14,604,059
FTE	0.00	22.41	85.57	107.98	FTE	0.00	22.41	85.57	107.98

Est. Fringe	0	477,664	1,806,767	2,284,431
--------------------	---	---------	-----------	-----------

Est. Fringe	0	477,664	1,806,767	2,284,431
--------------------	---	---------	-----------	-----------

Note: Fringes budgeted in House Bill 5 except for certain fringes budgeted directly to MoDOT, Highway Patrol, and Conservation.

Note: Fringes budgeted in House Bill 5 except for certain fringes budgeted directly to MoDOT, Highway Patrol, and Conservation.

Other Funds: Missouri Air Emission Reduction Fund (0267); Natural Resources Protection Fund - Damages Subaccount (0555); Natural Resources Protection Fund - Air Pollution Asbestos Fee Subaccount (0584); Natural Resources Protection Fund - Air Pollution Permit Fee Subaccount (0594)

The FY 2017 budget request includes appropriation authority of \$4,400,000 to be used for encumbrance purposes only related to Air Pollution Control Grants.

Note: This core budget is facing fiscal challenges.

2. CORE DESCRIPTION

The Air Pollution Control Program (APCP) strives to maintain and improve the quality of Missouri's air to protect public health, general welfare and the environment. The APCP issues construction and operating permits to help ensure facilities are built in compliance with the laws and rules designed to protect public health. The program, working with the department's regional offices, identifies facilities that are not in compliance and works with them to reach compliance. By collecting air monitoring and emission inventory information, the APCP provides benchmark data for the state's air quality planning efforts. Air monitoring data can be measured against that benchmark to provide an indicator of whether air pollution control in Missouri is successful. In the St. Louis area, the department and the Missouri State Highway Patrol oversee the joint vehicle emissions and safety inspection program.

The Air Pollution Control Grants and Contracts will continue to be given to the metropolitan planning organizations (East-West Gateway Council of Governments in the St. Louis area and Mid-America Regional Council in the Kansas City area) to carry out planning, education and outreach activities aimed at reducing air pollution.

CORE DECISION ITEM

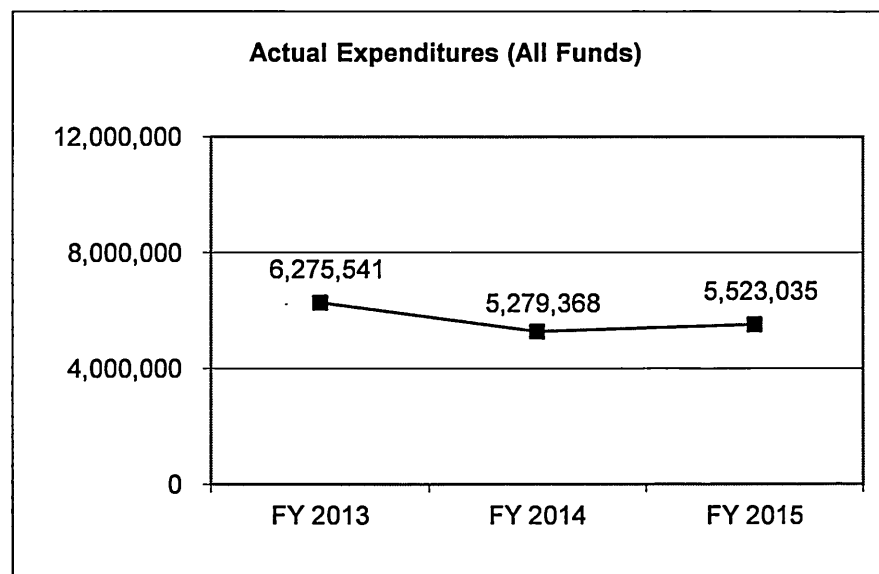
Department of Natural Resources	Budget Unit 78865C, 79230C
Division of Environmental Quality	
Air Pollution Control Program Core	HB Section 6.225

3. PROGRAM LISTING (list programs included in this core funding)

Air Pollution Control Program

4. FINANCIAL HISTORY

	FY 2013 Actual	FY 2014 Actual	FY 2015 Actual	FY 2016 Current Yr.
Appropriation (All Funds) (1)	12,570,709	14,529,517	14,578,311	14,604,059
Less Reverted (All Funds)	0	0	0	N/A
Less Restricted (All Funds)	0	0	0	N/A
Budget Authority (All Funds)	12,570,709	14,529,517	14,578,311	N/A
Actual Expenditures (All Funds)	6,275,541	5,279,368	5,523,035	N/A
Unexpended (All Funds)	6,295,168	9,250,149	9,055,276	N/A
Unexpended, by Fund:				
General Revenue	0	0	0	N/A
Federal	3,118,294	6,621,952	6,496,415	N/A
Other	3,176,874	2,628,197	2,558,861	N/A
	(2 & 3)	(2 & 3)	(2 & 3)	



Reverted includes the statutory three-percent reserve amount (when applicable).

Restricted includes any Governor's Expenditure Restrictions which remained at the end of the fiscal year (when applicable).

Actual expenditures for all fiscal years are as of June 30 and do not include lapse period activities.

CORE DECISION ITEM

Department of Natural Resources	Budget Unit <u>78865C, 79230C</u>
Division of Environmental Quality	
Air Pollution Control Program Core	HB Section <u>6.225</u>

4. FINANCIAL HISTORY (continued)

NOTES:

- (1) Financial data includes operating and pass through appropriations.
- (2) The department continues to review operating expenditures to be efficient and effective with state resources. The majority of other funds lapses were in expenses and equipment. Voluntary core reductions were taken in FY 2014.
- (3) Unexpended appropriations are due to timing of grant awards and payments to subgrantees. The majority of Federal fund lapses and a portion of the other funds lapses are PSD related. In many cases, pass through appropriation has been provided to allow for encumbrance and payment of our commitments, which often span multiple fiscal years causing high unexpended balances. Beginning in FY 2014, appropriation authority of \$4,400,000 was provided for encumbrance purposes only related to Air Pollution Control Grants. Both types of appropriation are included in the data above, therefore high unexpended balances will continue to be reflected.

Air Pollution Control Program - Reconciliation

	FY 2013	FY 2014	FY 2015	FY 2016	FY 2017
	Actual	Actual	Actual	Current	Gov Rec
Air Pollution Control Operations (78865C)	4,568,493	4,473,161	4,540,160	6,331,438	6,331,438
Air Grants & Contracts PSD (79230C)	1,707,048	806,207	982,875	8,272,621	8,272,621
Total	6,275,541	5,279,368	5,523,035	14,604,059	14,604,059

Note: FY 2016 and FY 2017 include appropriation authority of \$4,400,000 to be used for encumbrance purposes only related to Air Pollution Control Grants.

CORE RECONCILIATION DETAIL

DEPARTMENT OF NATURAL RESOURCES
AIR POLLUTION CONTROL PGRM

5. CORE RECONCILIATION DETAIL

				Budget Class	FTE	GR	Federal	Other	Total	Explanation
TAFP AFTER VETOES										
				PS	107.98	0	1,003,706	3,796,527	4,800,233	
				EE	0.00	0	452,580	1,078,625	1,531,205	
				Total	107.98	0	1,456,286	4,875,152	6,331,438	
DEPARTMENT CORE ADJUSTMENTS										
Core Reallocation	363	5367		PS	0.00	0	0	0		(0) Core reallocations will more closely align the budget with planned spending.
Core Reallocation	363	5368		PS	(0.00)	0	0	(50,000)	(50,000)	Core reallocations will more closely align the budget with planned spending.
Core Reallocation	363	5369		PS	(0.00)	0	0	0		(0) Core reallocations will more closely align the budget with planned spending.
Core Reallocation	363	4381		PS	(0.00)	0	0	50,000	50,000	Core reallocations will more closely align the budget with planned spending.
NET DEPARTMENT CHANGES					(0.00)	0	0	0	(0)	
DEPARTMENT CORE REQUEST										
				PS	107.98	0	1,003,706	3,796,527	4,800,233	
				EE	0.00	0	452,580	1,078,625	1,531,205	
				Total	107.98	0	1,456,286	4,875,152	6,331,438	
GOVERNOR'S RECOMMENDED CORE										
				PS	107.98	0	1,003,706	3,796,527	4,800,233	

CORE RECONCILIATION DETAIL

DEPARTMENT OF NATURAL RESOURCES
AIR POLLUTION CONTROL PGRM

5. CORE RECONCILIATION DETAIL

	Budget Class	FTE	GR	Federal	Other	Total	Explanation
GOVERNOR'S RECOMMENDED CORE							
	EE	0.00	0	452,580	1,078,625	1,531,205	
	Total	107.98	0	1,456,286	4,875,152	6,331,438	

CORE RECONCILIATION DETAIL

DEPARTMENT OF NATURAL RESOURCES
AIR POLLUTION CONTROL GRANTS

5. CORE RECONCILIATION DETAIL

	Budget Class	FTE	GR	Federal	Other	Total	Explanation
TAFP AFTER VETOES							
	PD	0.00	0	7,000,000	1,272,621	8,272,621	
	Total	0.00	0	7,000,000	1,272,621	8,272,621	
DEPARTMENT CORE REQUEST							
	PD	0.00	0	7,000,000	1,272,621	8,272,621	
	Total	0.00	0	7,000,000	1,272,621	8,272,621	
GOVERNOR'S RECOMMENDED CORE							
	PD	0.00	0	7,000,000	1,272,621	8,272,621	
	Total	0.00	0	7,000,000	1,272,621	8,272,621	

MISSOURI DEPARTMENT OF NATURAL RESOURCES

DECISION ITEM DETAIL

Budget Unit	FY 2015	FY 2015	FY 2016	FY 2016	FY 2017	FY 2017	FY 2017	FY 2017
Decision Item	ACTUAL	ACTUAL	BUDGET	BUDGET	DEPT REQ	DEPT REQ	GOV REC	GOV REC
Budget Object Class	DOLLAR	FTE	DOLLAR	FTE	DOLLAR	FTE	DOLLAR	FTE
AIR POLLUTION CONTROL PGRM								
CORE								
SR OFC SUPPORT ASST (CLERICAL)	25,687	1.00	0	0.00	0	0.00	0	0.00
ADMIN OFFICE SUPPORT ASSISTANT	57,696	2.00	58,006	2.00	58,008	2.00	58,008	2.00
OFFICE SUPPORT ASST (KEYBRD)	46,626	2.03	63,697	2.75	63,690	2.75	63,690	2.75
SR OFC SUPPORT ASST (KEYBRD)	94,749	3.57	234,118	9.00	238,176	9.00	238,176	9.00
ACCOUNT CLERK II	0	0.00	1	0.00	0	0.00	0	0.00
ACCOUNTANT III	43,254	1.00	43,488	1.00	43,488	1.00	43,488	1.00
ACCOUNTING ANAL II	38,720	1.00	77,860	2.00	38,928	1.00	38,928	1.00
RESEARCH ANAL II	72,701	2.00	73,095	2.00	73,092	2.00	73,092	2.00
RESEARCH ANAL III	85,866	2.00	86,552	2.00	86,328	2.00	86,328	2.00
PUBLIC INFORMATION SPEC II	23,715	0.66	36,202	1.00	34,944	1.00	34,944	1.00
EXECUTIVE I	32,452	1.00	32,627	1.00	32,628	1.00	32,628	1.00
TOXICOLOGIST	58,590	1.00	58,902	1.00	58,908	1.00	58,908	1.00
ENVIRONMENTAL SPEC I	130,122	4.26	0	0.00	0	0.00	0	0.00
ENVIRONMENTAL SPEC II	163,041	4.55	0	0.00	0	0.00	0	0.00
ENVIRONMENTAL SPEC III	619,926	15.16	1,021,557	26.00	1,015,008	27.00	1,015,008	27.00
ENVIRONMENTAL SPEC IV	405,239	8.44	630,767	13.00	0	0.00	0	0.00
ENVIRONMENTAL ENGR I	186,332	4.40	0	0.00	0	0.00	0	0.00
ENVIRONMENTAL ENGR II	859,675	17.67	1,216,075	25.48	1,218,976	25.48	1,218,976	25.48
ENVIRONMENTAL ENGR III	534,077	9.56	602,631	10.75	605,298	10.75	605,298	10.75
ENVIRONMENTAL ENGR IV	132,503	2.00	133,426	2.00	133,440	2.00	133,440	2.00
ENVIRONMENTAL SCIENTIST	87,902	1.75	0	0.00	301,380	6.00	301,380	6.00
ENVIRONMENTAL SUPERVISOR	95,026	1.77	0	0.00	366,696	7.00	366,696	7.00
WATER SPEC I	7	0.00	0	0.00	0	0.00	0	0.00
ENVIRONMENTAL MGR B1	57,415	1.00	57,725	1.00	57,725	1.00	57,725	1.00
ENVIRONMENTAL MGR B2	240,120	4.00	241,766	4.00	241,783	4.00	241,783	4.00
FISCAL & ADMINISTRATIVE MGR B1	51,594	0.99	51,873	1.00	51,872	1.00	51,872	1.00
STAFF DIRECTOR	79,437	1.00	79,865	1.00	79,865	1.00	79,865	1.00
MISCELLANEOUS PROFESSIONAL	29,908	0.49	0	0.00	0	0.00	0	0.00
TOTAL - PS	4,252,380	94.30	4,800,233	107.98	4,800,233	107.98	4,800,233	107.98
TRAVEL, IN-STATE	76,030	0.00	78,320	0.00	78,320	0.00	78,320	0.00
TRAVEL, OUT-OF-STATE	4,060	0.00	9,182	0.00	9,182	0.00	9,182	0.00
SUPPLIES	46,501	0.00	121,624	0.00	121,624	0.00	121,624	0.00

MISSOURI DEPARTMENT OF NATURAL RESOURCES

DECISION ITEM DETAIL

Budget Unit	FY 2015	FY 2015	FY 2016	FY 2016	FY 2017	FY 2017	FY 2017	FY 2017
Decision Item	ACTUAL	ACTUAL	BUDGET	BUDGET	DEPT REQ	DEPT REQ	GOV REC	GOV REC
Budget Object Class	DOLLAR	FTE	DOLLAR	FTE	DOLLAR	FTE	DOLLAR	FTE
AIR POLLUTION CONTROL PGRM								
CORE								
PROFESSIONAL DEVELOPMENT	14,340	0.00	82,725	0.00	82,725	0.00	82,725	0.00
COMMUNICATION SERV & SUPP	32,814	0.00	78,832	0.00	78,832	0.00	78,832	0.00
PROFESSIONAL SERVICES	81,441	0.00	902,123	0.00	902,123	0.00	902,123	0.00
M&R SERVICES	11,032	0.00	57,887	0.00	57,887	0.00	57,887	0.00
MOTORIZED EQUIPMENT	0	0.00	29,489	0.00	29,489	0.00	29,489	0.00
OFFICE EQUIPMENT	0	0.00	36,407	0.00	36,407	0.00	36,407	0.00
OTHER EQUIPMENT	167	0.00	79,206	0.00	79,206	0.00	79,206	0.00
BUILDING LEASE PAYMENTS	300	0.00	10,320	0.00	10,320	0.00	10,320	0.00
EQUIPMENT RENTALS & LEASES	262	0.00	27,171	0.00	27,171	0.00	27,171	0.00
MISCELLANEOUS EXPENSES	455	0.00	17,919	0.00	17,919	0.00	17,919	0.00
TOTAL - EE	267,402	0.00	1,531,205	0.00	1,531,205	0.00	1,531,205	0.00
PROGRAM DISTRIBUTIONS	20,378	0.00	0	0.00	0	0.00	0	0.00
TOTAL - PD	20,378	0.00	0	0.00	0	0.00	0	0.00
GRAND TOTAL	\$4,540,160	94.30	\$6,331,438	107.98	\$6,331,438	107.98	\$6,331,438	107.98
GENERAL REVENUE	\$0	0.00	\$0	0.00	\$0	0.00	\$0	0.00
FEDERAL FUNDS	\$1,022,410	21.08	\$1,456,286	22.41	\$1,456,286	22.41	\$1,456,286	22.41
OTHER FUNDS	\$3,517,750	73.22	\$4,875,152	85.57	\$4,875,152	85.57	\$4,875,152	85.57

MISSOURI DEPARTMENT OF NATURAL RESOURCES

DECISION ITEM DETAIL

Budget Unit	FY 2015	FY 2015	FY 2016	FY 2016	FY 2017	FY 2017	FY 2017	FY 2017
Decision Item	ACTUAL	ACTUAL	BUDGET	BUDGET	DEPT REQ	DEPT REQ	GOV REC	GOV REC
Budget Object Class	DOLLAR	FTE	DOLLAR	FTE	DOLLAR	FTE	DOLLAR	FTE
AIR POLLUTION CONTROL GRANTS								
CORE								
PROGRAM DISTRIBUTIONS	982,875	0.00	8,272,621	0.00	8,272,621	0.00	8,272,621	0.00
TOTAL - PD	982,875	0.00	8,272,621	0.00	8,272,621	0.00	8,272,621	0.00
GRAND TOTAL	\$982,875	0.00	\$8,272,621	0.00	\$8,272,621	0.00	\$8,272,621	0.00
GENERAL REVENUE	\$0	0.00	\$0	0.00	\$0	0.00	\$0	0.00
FEDERAL FUNDS	\$932,077	0.00	\$7,000,000	0.00	\$7,000,000	0.00	\$7,000,000	0.00
OTHER FUNDS	\$50,798	0.00	\$1,272,621	0.00	\$1,272,621	0.00	\$1,272,621	0.00

PROGRAM DESCRIPTION

Department of Natural Resources

HB Section(s): 6.225

DEQ - Air Pollution Control Program

Program is found in the following core budget(s): **Air Pollution Control Program**

1. What does this program do?

The Air Pollution Control Program (APCP) strives to maintain and improve the quality of Missouri's air to protect public health, general welfare and the environment. The APCP operates according to the federal Clean Air Act and Missouri Air Conservation Law. The APCP issues construction and operating permits to help ensure facilities are built in compliance with the laws and rules and not operating in a manner that would cause violations of federal and state, health-based air quality standards. The APCP, working with the department's regional offices, identifies facilities that are not in compliance and works with them to reach compliance. If those efforts are unsuccessful, the program will pursue enforcement action.

By collecting air monitoring and emission inventory information, the APCP provides benchmark data and measures collected data against that benchmark to provide an indicator of whether air pollution control in Missouri is successful. When the U.S. Environmental Protection Agency (EPA) promulgates an air quality standard for a pollutant, it triggers a process to evaluate each county in the state and determine what areas of the state violate the new standard. EPA then designates those areas found to be in violation and those that "cause or contribute" to the violation as "nonattainment" areas. Depending on the pollutant, this designation then triggers an 18-month or 3-year time frame for the state to submit a State Implementation Plan, which is a plan detailing what measures the state will implement to improve air quality to the level necessary to achieve the standard in the nonattainment area. Five areas within the state are currently designated nonattainment for multiple standards including St. Louis for the 2008 ozone standard; St. Louis for the 1997 annual PM_{2.5} standard (fine particles), the City of Herculaneum and portions of Iron, Dent, and Reynolds counties for lead, and portions of Jackson and Jefferson Counties for sulfur dioxide (SO₂). The APCP is working to attain these federal standards, while beginning early planning efforts to address several new, more stringent standards as the following describes.

EPA revised the National Ambient Air Quality Standard (NAAQS) for lead from 1.5 micrograms per cubic meter (ug/m³) to 0.15 ug/m³, effective January 2009. In November 2010, EPA designated nonattainment areas consisting of the City of Herculaneum and portions of Iron, Dent, and Reynolds Counties. In April 2013, the APCP submitted State Implementation Plans (SIPs) to EPA to bring these areas into attainment.

EPA established a new 1-hour Nitrogen Dioxide (NO₂) NAAQS of 100 parts per billion (ppb), effective April 2010. The state currently does not have any areas out of compliance with the new NO₂ NAAQS. Beginning in 2013, the standard and recent revisions to the monitoring regulations require that NO₂ monitors be located near major roadways in heavily populated areas. The new monitors are now operating and current NO₂ trends indicate that these monitors will likely be in compliance with the 1-hour NO₂ NAAQS.

EPA set a new 1-hour Sulfur Dioxide (SO₂) NAAQS of 75 ppb, effective August 2010. In July 2013, the EPA designated portions of Jackson and Jefferson Counties as nonattainment for the 1-hour SO₂ NAAQS. In May 2015, the APCP submitted a SIP to EPA for bringing the Jefferson County SO₂ nonattainment area into compliance. The APCP submitted the SIP for Jackson County in October 2015. In addition, large SO₂ emission sources located outside of these nonattainment areas will need to be evaluated using computer modeling tools or ambient air monitors, which could result in additional SO₂ nonattainment areas in the state.

PROGRAM DESCRIPTION

Department of Natural Resources

HB Section(s): 6.225

DEQ - Air Pollution Control Program

Program is found in the following core budget(s): Air Pollution Control Program

1. What does this program do? (continued)

In April 2012, EPA designated the St. Louis area as a marginal nonattainment area for the 2008 ozone standard of 75 ppb. The APCP developed a SIP to meet Clean Air Act requirements for marginal nonattainment areas and submitted it to EPA in September 2014. EPA lowered the ozone standard to 70 ppb in October 2015. EPA could assign additional nonattainment areas in the state based on the monitoring data.

EPA revised the annual fine particulate matter (PM2.5) NAAQS to 12 micrograms per cubic meter, effective March 18, 2013. Missouri currently does not have any nonattainment areas for this new PM2.5 standard. The revised PM2.5 NAAQS also included a requirement for near-roadway monitors to be located at one of the near-roadway NO2 monitoring sites in large urban areas by January 2015. The department deployed the PM2.5 monitoring early (the St. Louis site operating as of January 1, 2013 and the Kansas City site operating as of July 1, 2013) due to the availability of one-time EPA funding which covered all of the cost to install the near-roadway monitoring sites. Initial PM2.5 monitoring results at the near-roadway sites indicate that these monitors will likely be in compliance with the PM2.5 NAAQS.

EPA finalized regulations intended to reduce carbon dioxide (CO2) emissions from existing power plants effective December 2015. The APCP will be required to develop a state rule and plan to address this new federal regulation by September 2016 (with the option for an extension to September 2018).

The department's vehicle emission inspection program in the St. Louis ozone nonattainment area ensures cars and light duty trucks meet pollution standards. The main problem pollutant in St. Louis has been ground level ozone - a highly corrosive and reactive form of oxygen produced through chemical reactions of other pollutants, like volatile organic compounds (VOCs) and nitrogen oxides (NOx). VOC and NOx are produced directly by many sources, including automobiles and factories. Ground level ozone causes breathing problems by damaging lung tissue and aggravating respiratory diseases. St. Louis is currently designated as a nonattainment area for the 2008 ozone standard of 75 ppb.

As a result of Senate Bill 583 (2006) being signed into law, the Gateway Vehicle Inspection Program (GVIP) began October 1, 2007. Hundreds of low-volume test-and-repair and several test-only stations operated by licensed small businesses conduct on-board diagnostics (OBD) emissions tests in conjunction with safety inspections. 1996 and newer model year gasoline-powered vehicles and 1997 and newer model year diesel-powered vehicles are OBD tested. 1995 and older model year gasoline-powered and 1996 and older model year diesel-powered vehicles are exempt from the emissions test.

Air Pollution Grants & Contracts: The Air Pollution Control Program continues to give subgrants to the metropolitan planning organizations (East-West Gateway Council of Governments in the St. Louis area and Mid-America Regional Council in the Kansas City area) to carry out planning, education and outreach activities aimed at reducing air pollution.

PROGRAM DESCRIPTION

Department of Natural Resources **HB Section(s): 6.225**
DEQ - Air Pollution Control Program
Program is found in the following core budget(s): Air Pollution Control Program

1. What does this program do? (continued)

Air Pollution Control Program - Reconciliation					
	FY 2013	FY 2014	FY 2015	FY 2016	FY 2017
	Actual	Actual	Actual	Current	Gov Rec
Air Pollution Control Operations (78865C)	4,568,493	4,473,161	4,540,160	6,331,438	6,331,438
Air Grants & Contracts PSD (79230C)	1,707,048	806,207	982,875	8,272,621	8,272,621
Total	6,275,541	5,279,368	5,523,035	14,604,059	14,604,059

Note: FY 2016 and FY 2017 include appropriation authority of \$4,400,000 to be used for encumbrance purposes only related to Air Pollution Control Grants.

2. What is the authorization for this program, i.e., federal or state statute, etc.? (Include the federal program number, if applicable.)

Federal Clean Air Act, with amendments, 1990	40 CFR Part 51 Subpart S
Energy Policy Act of 2005	
RSMo 643.010 through 643.220	Prevention, abatement, and control of air pollution
RSMo 643.225 through 643.265	Asbestos abatement
RSMo 643.300 through 643.355	Air Quality Attainment Act
RSMo Chapter 643	Prevention, Abatement, and Control of Air Pollution
RSMo 643.050	Power and duties of commission - rules, procedure

3. Are there federal matching requirements? If yes, please explain.

The Performance Partnership Grant requires the state to provide a continuing level of state funding.	Approximately 60% Federal (EPA)/40% State Match
Clean Air Act Section 103 Grant	100% Federal (EPA)
National Air Toxic Trends Site Grant	100% Federal (EPA)
State Clean Diesel Grant	60% Federal (EPA)/40% Match

PROGRAM DESCRIPTION

Department of Natural Resources

HB Section(s): 6.225

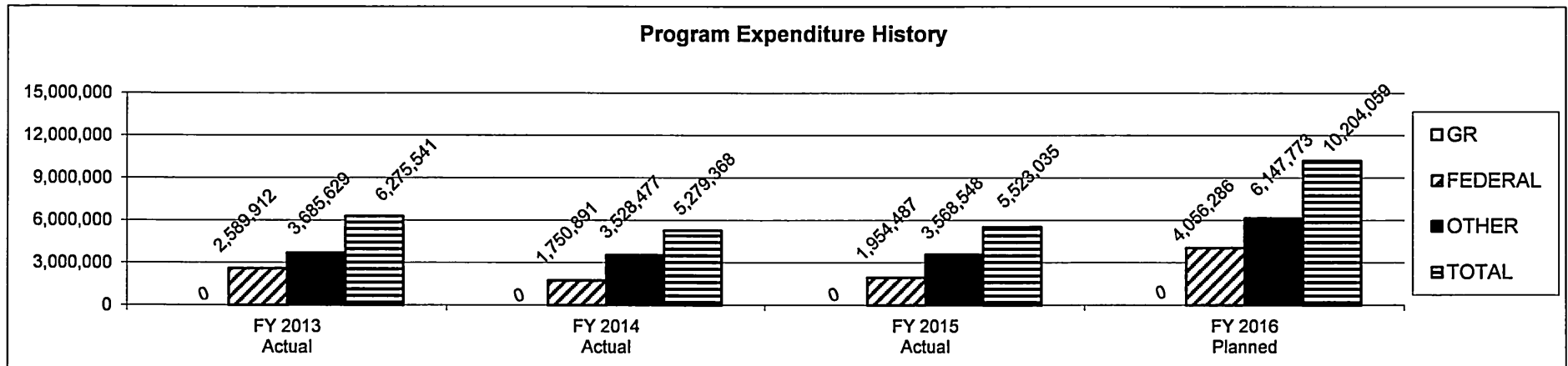
DEQ - Air Pollution Control Program

Program is found in the following core budget(s): Air Pollution Control Program

4. Is this a federally mandated program? If yes, please explain.

The EPA has delegated authority to the department to ensure compliance with the requirements of the federal Clean Air Act. Additionally, the 1990 federal Clean Air Act Amendments require states to monitor air quality for compliance with the federal, health-based standards (NAAQS). St. Louis is a "moderate" ozone non-attainment area. Pursuant to the federal Clean Air Act and regulations promulgated there under, a moderate ozone nonattainment area is required to have a vehicle emissions Inspection/Maintenance (I/M) program.

5. Provide actual expenditures for the prior three fiscal years and planned expenditures for the current fiscal year.



Notes: Actual expenditures for all fiscal years are as of June 30 and do not include lapse period activities. Financial data includes operating and pass-through appropriations. In many cases, pass through appropriation has been provided to allow for encumbrance and payment of our commitments, which often span multiple fiscal years causing high unexpended balances. Beginning in FY 2014, appropriation authority of \$4,400,000 was provided for encumbrance purposes only related to Air Pollution Control Grants, which is not included in the data above. Otherwise, FY 2016 Planned is shown at full appropriation.

6. What are the sources of the "Other" funds?

Missouri Air Emission Reduction Fund (0267); Natural Resources Protection Fund-Damages Subaccount (0555); Natural Resources Protection Fund-Air Pollution Asbestos Fee Subaccount (0584); Natural Resources Protection Fund-Air Pollution Permit Fee Subaccount (0594)

PROGRAM DESCRIPTION

Department of Natural Resources	HB Section(s): 6.225
DEQ - Air Pollution Control Program	
Program is found in the following core budget(s): Air Pollution Control Program	

7a. Provide an effectiveness measure.

Compliance Monitoring Activities

	FY 2013 Actual					FY 2014 Actual				
	Asbestos	Open Burning	Gateway Vehicle Inspection Program	Vapor Recovery	Permitted Facilities	Asbestos	Open Burning	Gateway Vehicle Inspection Program	Vapor Recovery	Permitted Facilities
Regulated Facilities	N/A	1,648	1,228	753	2,215	N/A	1,814	903	768	2,230
Inspections	622	N/A	2,530	1,958	1,479	582	N/A	2,419	1,394	1,192
Letters of Warning	26	69	26	25	59	22	64	8	0	43
Notices of Violation	68	74	1	272	126	51	40	5	169	50
Settlements	74	49	1	51	55	33	32	1	10	36
Referrals	1	7	0	2	2	0	2	1	5	0

	FY 2015 Actual					FY 2016 Projected				
	Asbestos	Open Burning	Gateway Vehicle Inspection Program	Vapor Recovery	Permitted Facilities	Asbestos	Open Burning	Gateway Vehicle Inspection Program	Vapor Recovery	Permitted Facilities
Regulated Facilities	N/A	1,908	838	795	2,234	N/A	1,790	900	800	2,230
Inspections	569	N/A	2,957	1,389	1,217	591	N/A	2,635	800	1,296
Letters of Warning	33	39	44	0	60	27	57	50	0	54
Notices of Violation	43	20	15	153	68	54	45	15	175	80
Settlements	56	36	12	17	54	54	39	13	20	48
Referrals	0	3	0	0	1	1	2	2	1	1

(continued on following page)

PROGRAM DESCRIPTION

Department of Natural Resources **HB Section(s): 6.225**
DEQ - Air Pollution Control Program
Program is found in the following core budget(s): Air Pollution Control Program

7a. Provide an effectiveness measure (continued).

	FY 2017 Projected					FY 2018 Projected				
	Asbestos	Open Burning	Gateway Vehicle Inspection Program	Vapor Recovery	Permitted Facilities	Asbestos	Open Burning	Gateway Vehicle Inspection Program	Vapor Recovery	Permitted Facilities
Regulated Facilities	N/A	1,790	900	800	2,235	N/A	1,790	900	800	2,240
Inspections	591	N/A	2,635	800	1,296	591	N/A	2,635	800	1,296
Letters of Warning	27	57	50	0	54	27	57	50	0	54
Notices of Violation	54	45	15	175	80	54	45	15	175	80
Settlements	54	39	13	20	48	54	39	13	20	48
Referrals	1	2	2	1	1	1	2	2	1	1

Notes:

Regulated Facilities: In order to more accurately reflect "Permitted Facilities", this number only includes facilities that hold an air permit or a permit determination (P70, Intermediate, Basic, NOP-DEMPAL, Portable). Gasoline Dispensing Facilities are counted in the Vapor Recovery column and only include those which are permitted in the St. Louis Area. Open burning permits are issued by the regional offices and are variable each year depending on applications received. The number of Facilities for Open Burning reflects the number of open burning permits that are issued.

Inspections:

- **Permitted Facility Inspections and Notices of Violation:** Based upon historical abilities, the projected number of inspections has been estimated at roughly half the number of permitted facilities.
- **Vapor Recovery Inspections:** Due to changes to EPA's vapor recovery rules in FY 2012, these facilities no longer need to be inspected twice a year. With fewer inspections, fewer notices of violation are issued, therefore future projections have been modified. Vapor recovery inspections beyond FY 2015 will decrease due to completion of decommissioning.
- **Gateway Vehicle Inspection Program (GVIP): Facilities:** This includes the number of active inspection facilities including private, department, contractor and Missouri State Highway Patrol sites. **Inspections:** These consist of two types of audits, overt and covert. At EPA's direction we have increased the number of covert audits conducted.

PROGRAM DESCRIPTION

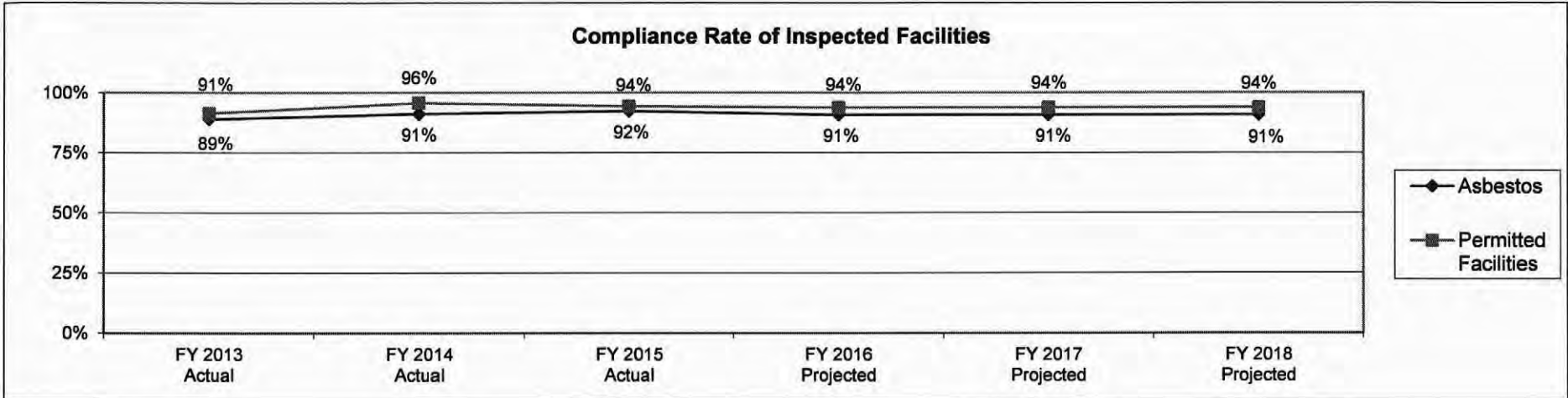
Department of Natural Resources

HB Section(s): 6.225

DEQ - Air Pollution Control Program

Program is found in the following core budget(s): Air Pollution Control Program

7a. Provide an effectiveness measure (continued).

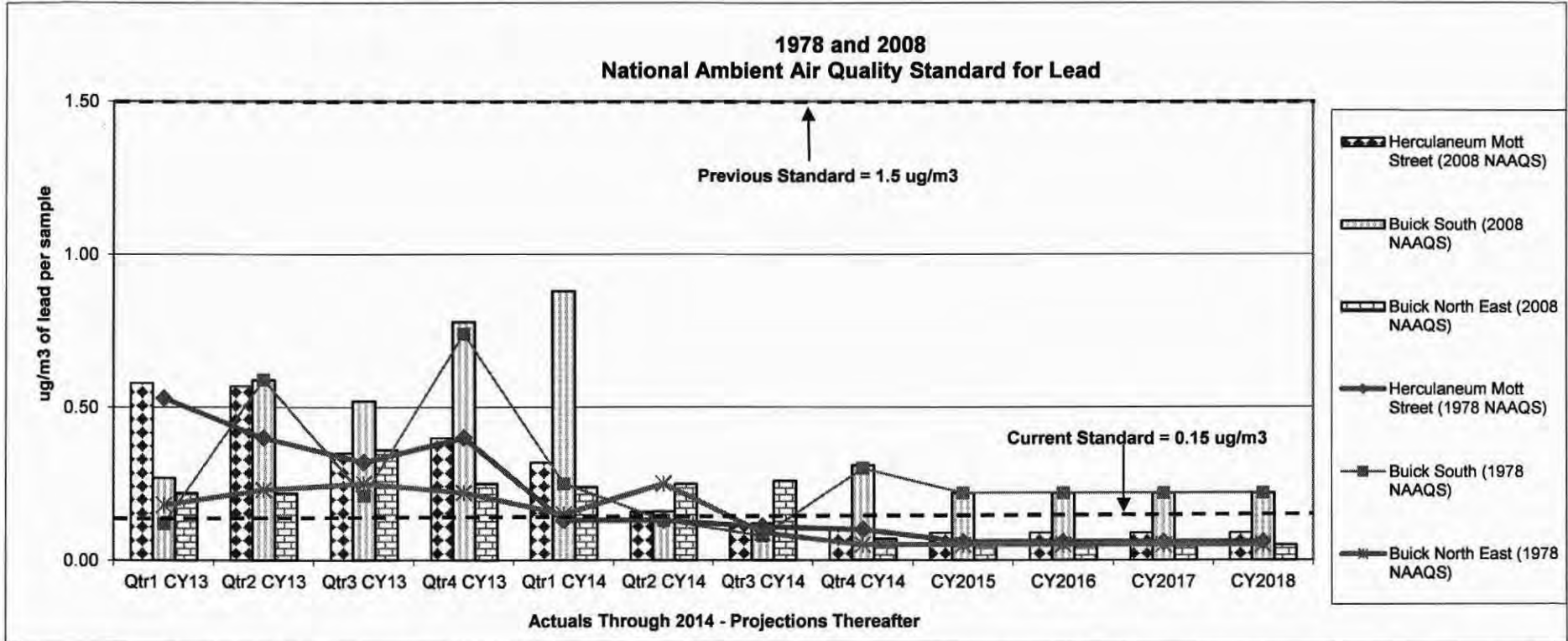


PROGRAM DESCRIPTION

Department of Natural Resources
 DEQ - Air Pollution Control Program
 Program is found in the following core budget(s): Air Pollution Control Program

HB Section(s): 6.225

7a. Provide an effectiveness measure (continued).



Lead Standard Note: In October 2008, EPA promulgated a revision of the NAAQS for Lead from 1.5 ug/m³ to 0.15 ug/m³, effective January 2009. EPA also revised the form of the standard, from a calendar quarterly average to the highest three-month average (rolling each month) over a three-year period. The data presented in the table above represents lead concentrations calculated using both the form of the 1978 Lead NAAQS, which is still in effect for the Herculanum nonattainment area, and the form of the 2008 0.15 ug/m³ Lead NAAQS.

(continued on following page)

PROGRAM DESCRIPTION

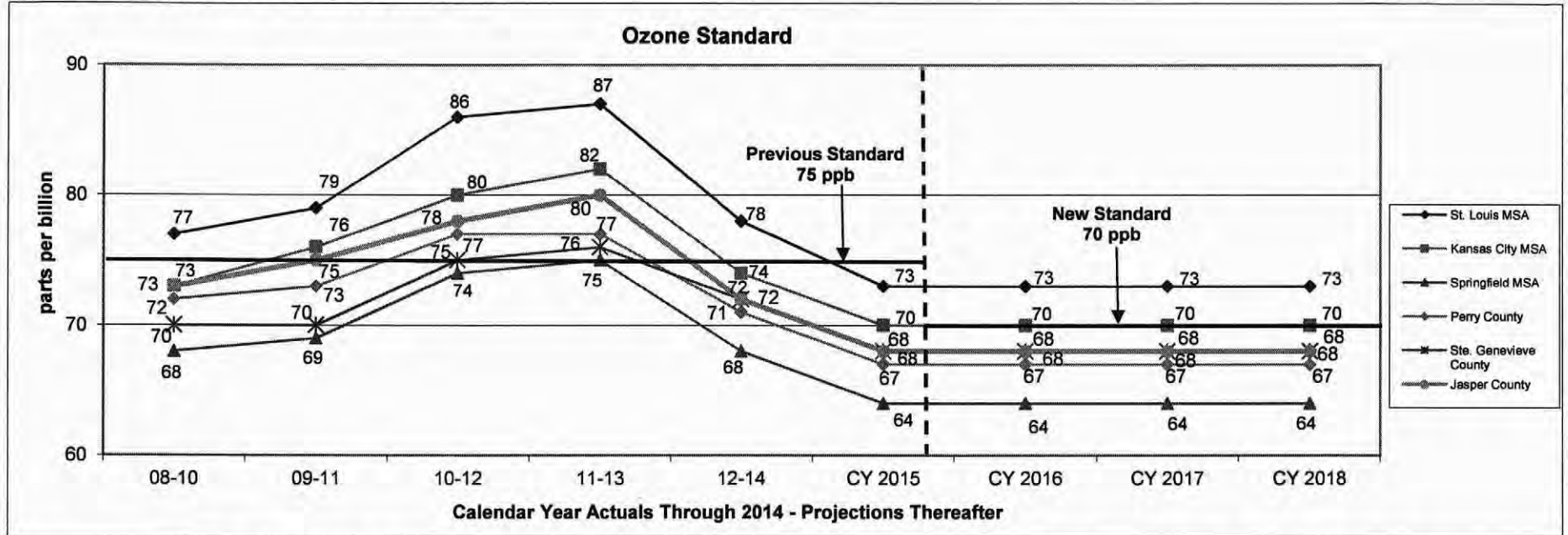
Department of Natural Resources	HB Section(s): 6.225
DEQ - Air Pollution Control Program	
Program is found in the following core budget(s): Air Pollution Control Program	
7a. Provide an effectiveness measure (continued).	
<p>Lead Standard Note (continued): Data has been calculated using the form of the 2008 Lead NAAQS beginning in the first quarter of 2009. Although the form of the 2008 standard is based on a rolling 3-month average, the table identifies the maximum 3-month rolling average for the quarter. Therefore, any exceedance of the 2008 0.15 ug/m3 indicates that at least one month in that quarter exceeded the 2008 Lead NAAQS. For continuity, the Buick South site continues to be compared to both the 1978 and 2008 Lead NAAQS. The department submitted nonattainment area boundary recommendations under the new lead standard to EPA in December 2009. In April 2013, the APCP submitted SIPs to EPA to bring these areas into attainment. As a result of the new standard, the department established 12 new monitoring sites to properly evaluate compliance throughout the state and ensure protection of public health.</p> <p>Herculaneum Mott St. and Buick North East are the design value sites for their respective violation areas and are the most applicable performance measure sites under the new standard. As a result of installing access control and fencing, the Buick South site operated by the Doe Run company is no longer located in the ambient air network and therefore not comparable to the Lead NAAQS. However, the Buick South site is being retained for trend analysis until the area has not had a NAAQS violation for 36 months. Prior to being rendered non-ambient, the Buick South had an exceedance of the 1978 standard in the 4th quarter of 2008 due to an upset/malfunction condition. We are using the actual average for 2015 year-to-date as the projected value for Herculaneum Mott Street and the Buick North East sites for the respective forms of the lead standards. Beginning in January 2009, the lead concentrations for both the 1978 and 2008 Lead standards are calculated based on local conditions of ambient temperature and pressure consistent with the 2008 Lead NAAQS. In prior years the concentrations were based on EPA standard conditions of ambient temperature and pressure.</p>	

PROGRAM DESCRIPTION

Department of Natural Resources
DEQ - Air Pollution Control Program
Program is found in the following core budget(s): Air Pollution Control Program

HB Section(s): 6.225

7a. Provide an effectiveness measure (continued).



Previous Standard Note: In 2008, EPA lowered the National Ambient Air Quality Standard for Ozone to 75 ppb. This resulted in additional ozone monitors in St. Joseph, Joplin, Columbia, and Jefferson City to properly evaluate compliance throughout the state and ensure protection of public health.

New Standard Note: In October 2015, EPA lowered the primary and secondary standards for ozone to 0.070 ppm (equal to 70 ppb) and retained the form of the previous standard. EPA also promulgated a revision to the Photochemical Assessment Monitoring Stations (PAMS), effective June 1, 2019. This will require PAMS measurements at the existing NCore sites in areas with population of 1 million or more irrespective of ozone NAAQS attainment status. The ozone monitoring season was also extended for 22 states (including Missouri) by one month, effective January 1, 2017 (80 Federal Register 65292, October 26, 2015).

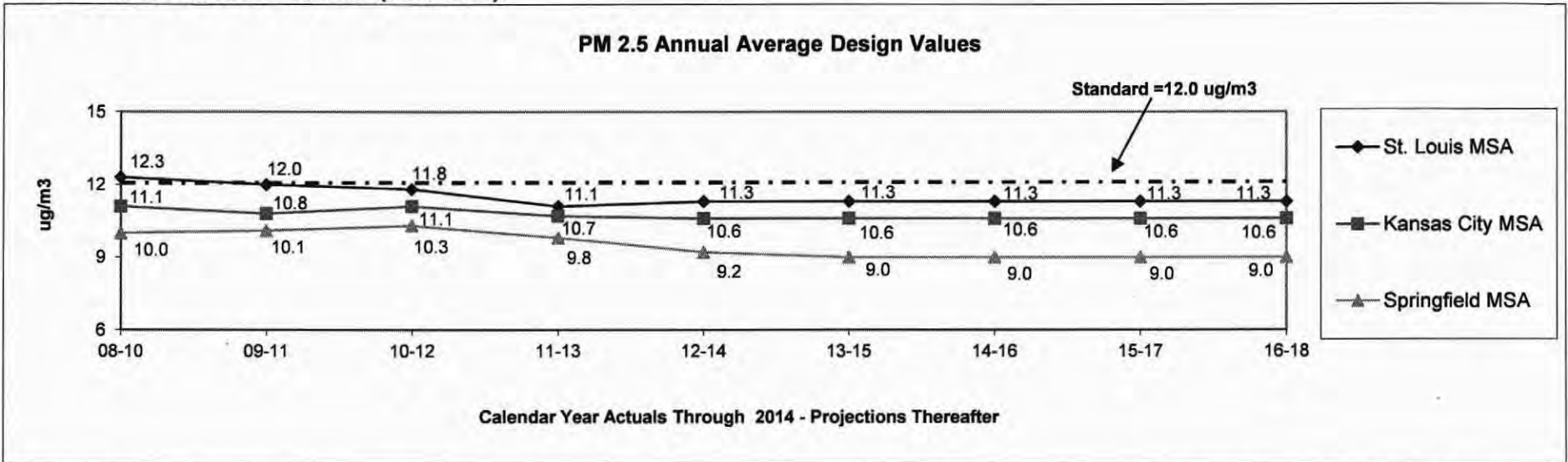
Ozone Projections: Unusually hot and dry meteorological conditions in 2012 contributed to more frequent daily ambient temperatures exceeding levels which are conducive to ozone formation. Consequently the 2013 projections included the unusually high ozone values in 2012. Given that forecasting air pollution concentrations is significantly more complicated than forecasting long term weather patterns, these ozone concentration projections have a high degree of uncertainty.

PROGRAM DESCRIPTION

Department of Natural Resources
 DEQ - Air Pollution Control Program
 Program is found in the following core budget(s): Air Pollution Control Program

HB Section(s): 6.225

7a. Provide an effectiveness measure (continued).



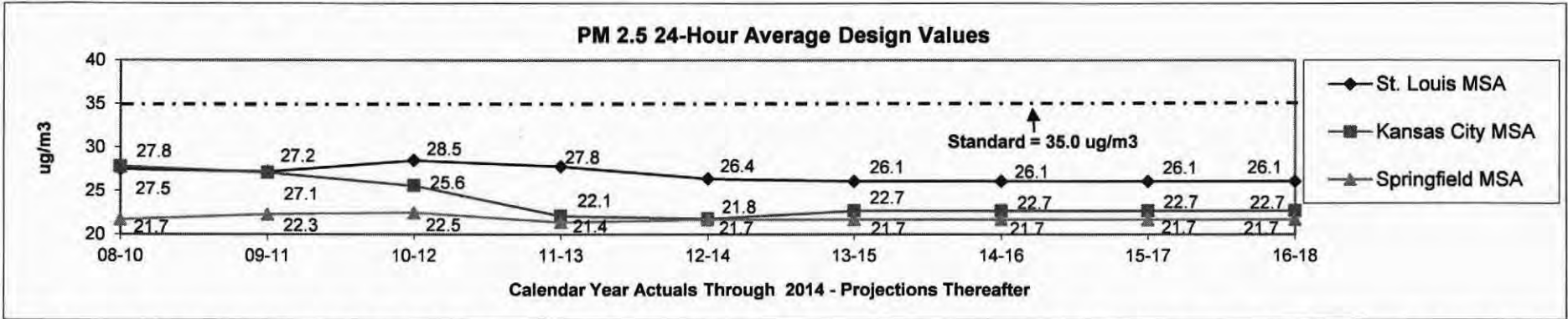
Previous Annual Standard Note: The Annual Average National Ambient Air Quality Standard for fine particles (PM 2.5) was 15 ug/m3. For each site, the annual average for each year of a consecutive three-year period were averaged. The site with the highest value determined the compliance for the entire area. No sites in Missouri were in violation. EPA designated several counties on both the Missouri and Illinois side of the MSA as nonattainment due to their assessment of several factors including emissions, population, air quality, and others. A plan to bring the area into attainment was submitted to EPA in October 2009, as an amendment to the Missouri State Implementation Plan. Note: This analysis did not include the near-roadway PM2.5 monitors due to the lack of data necessary to calculate a design value at the time. However, as enough data becomes available in future periods, the near-roadway sites' data will be included in the design value analysis for these areas (potentially by December 2016). MSA = Metropolitan Statistical Areas

New Annual Standard Note: In 2012, the EPA strengthened the annual fine particle standard to 12 ug/m3. The EPA has designated several counties on the Missouri side of the St. Louis MSA and the whole state of Illinois as unclassifiable due to insufficient quality assured monitoring data to assess compliance with the 2012 annual fine particle standard. Areas designated as unclassifiable will not have to take additional steps to improve air quality at this time, but they must continue to take steps to help prevent their air quality from deteriorating to unhealthy levels. The EPA intends to assess air quality in these areas once the requisite amount of valid air monitoring data are available.

PROGRAM DESCRIPTION

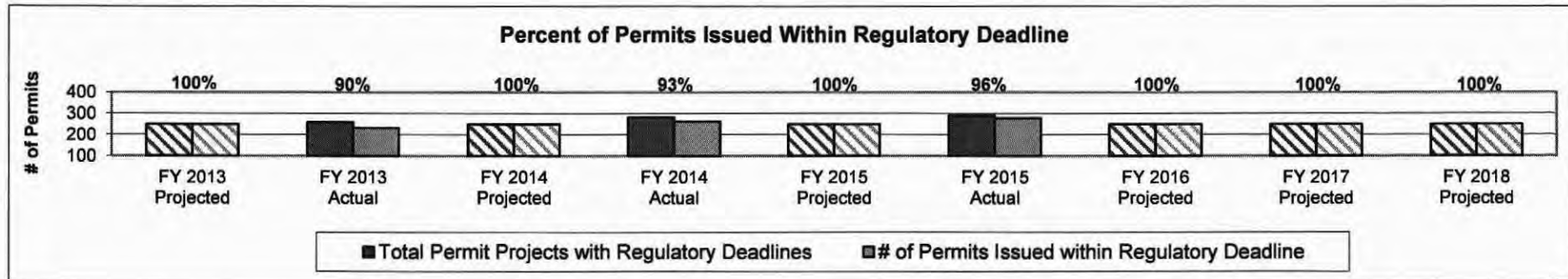
Department of Natural Resources **HB Section(s): 6.225**
DEQ - Air Pollution Control Program
Program is found in the following core budget(s): Air Pollution Control Program

7a. Provide an effectiveness measure (continued).



The 24-Hour National Ambient Air Quality Standard for fine particles (PM 2.5) is 35 ug/m3. For each site, the 24-hour average 98th percentile value for each year of a consecutive three-year period are averaged and referred to as the design value for that monitor. The site with the highest value determines the compliance for the entire area. Note: This analysis does not include the near-roadway PM2.5 monitors due to the lack of data necessary to calculate a design value at this time. However, as enough data becomes available in future periods, the near-roadway sites' data will be included in the design value analysis for these areas (potentially by December 2016). MSA = Metropolitan Statistical Areas

7b. Provide an efficiency measure.



PROGRAM DESCRIPTION

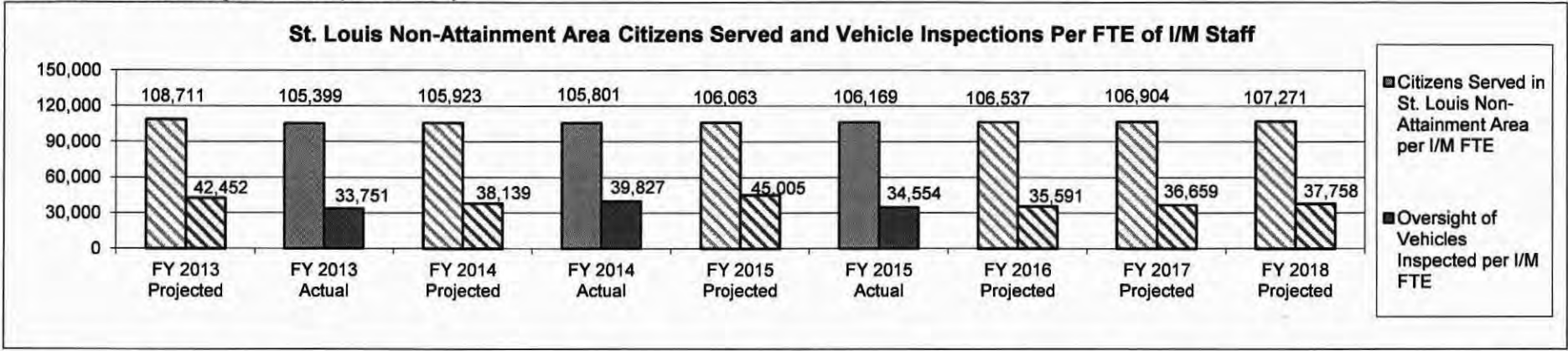
Department of Natural Resources

HB Section(s): 6.225

DEQ - Air Pollution Control Program

Program is found in the following core budget(s): Air Pollution Control Program

7b. Provide an efficiency measure (continued).



The Gateway Vehicle Inspection Program began October 1, 2007. Based on the increase in population of the St. Louis non-attainment area between FY 2013 and FY 2014, we have projected the population to grow by approximately 7,000 per year. Vehicle population is estimated to grow by approximately 3% per calendar year.

PROGRAM DESCRIPTION

Department of Natural Resources

HB Section(s): 6.225

DEQ - Air Pollution Control Program

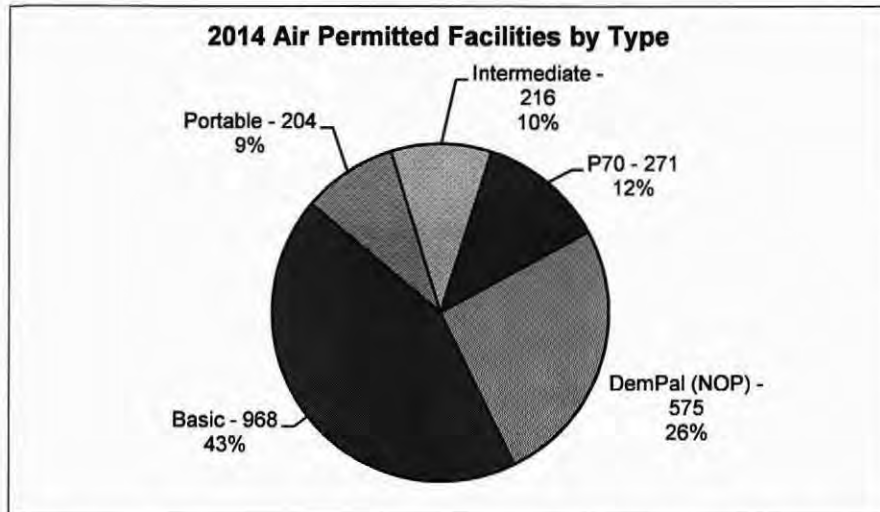
Program is found in the following core budget(s): Air Pollution Control Program

7c. Provide the number of clients/individuals served, if applicable.

Missouri Residents Served by DNR

MDNR serves all Missouri residents (6.0 million) by performing inspections, permitting and air monitoring.

Population data is based on the 2014 US Census population estimate, which is the most current data.



P70 = Any facility with potential to emit greater than 100 tons per year (tpy) of any criteria pollutants, 10 tpy of any single hazardous air pollutant (HAP) or 25 tpy of combined HAPs.

Basic = Any facility with potential to emit greater than de minimis levels but less than 100 tons potential.

Intermediate = Any facility that has potential to emit greater than 100 tpy, but accepted an emission limit of less than 100 tons.

DemPal(NOP) = No operating permit required. Permit limits actual emissions to be below de minimis levels.

Portable = No operating permit required. The equipment is portable and must move at least every 2 years.

Data Source: 2014 Emission Inventory Questionnaires (most complete data available).

PROGRAM DESCRIPTION

Department of Natural Resources **HB Section(s): 6.225**
DEQ - Air Pollution Control Program

Program is found in the following core budget(s): Air Pollution Control Program

7c. Provide the number of clients/individuals served, if applicable (continued).

The Air Pollution Control Program strives to maintain and improve the quality of Missouri's air to protect public health, general welfare and the environment from harmful air pollutants. Exposure to common air pollutants like ozone, particulate matter, carbon monoxide, or sulfur oxides, may cause a variety of adverse health effects. Some examples of health effects include respiratory problems, labored breathing, chronic bronchitis, irregular heartbeat, cancer, angina, impaired vision, and reduced brain function.

Asthma, which can be triggered by air pollutants, is a chronic disease which can range from mild to life-threatening. Allergens, respiratory infections, heavy exercise, exposure to chemicals, fumes, and smoke can all trigger asthma attacks. Although there is no cure for asthma yet, medication and avoiding a known trigger can reduce the number of attacks and their severity. Following are some asthma statistics:

In Missouri, 476,653 adults and 142,535 children (age 17 years and younger) were living with asthma in 2012.
Asthma led to 20,755 days of hospital care in 2012 with an average length of stay of three days.
32,491 Missourians visited the emergency room due to asthma in 2012.
7,228 Missourians were hospitalized due to asthma in 2012.
74 Missourians died due to asthma in 2012.

The Missouri Department of Health and Senior Services (DHSS) provides the Asthma statistics through their asthma fact sheets and Missouri Information for Community Assessment (MICA) program. This data is the most current available.

	FY 2013 Projected	FY 2013 Actual	FY 2014 Projected	FY 2014 Actual	FY 2015 Projected	FY 2015 Actual	FY 2016 Projected	FY 2017 Projected	FY 2018 Projected
Vehicles Subject to GVIP Emission Inspection	786,217	643,294	726,922	759,112	857,796	658,606	678,364	698,715	719,677
Population of St. Louis Non-attainment Area	2,013,330	2,008,897	2,018,897	2,016,567	2,021,567	2,023,588	2,030,588	2,037,588	2,044,588

Vehicle estimates are expected to grow by approximately 3% per year. Population data for the non-attainment area which includes St. Louis County, St. Louis City, St. Charles County, Jefferson County and Franklin County is based on 2014 US Census population estimates. Based on the increase in population in the St. Louis non-attainment area between FY 2013 and FY 2014, we have projected the population to grow by approximately 7,000 per year.

7d. Provide a customer satisfaction measure, if available.

With the introduction of the Gateway Vehicle Inspection Program (GVIP), the number of inspection stations available to motorists has increased from 14 under the previous program to approximately 838 public and private stations with the GVIP. Motorists are now able to choose one facility that can perform both safety and emissions inspections, which maximizes the motorist convenience of the GVIP.

MISSOURI DEPARTMENT OF NATURAL RESOURCES

DECISION ITEM SUMMARY

Budget Unit								
Decision Item	FY 2015	FY 2015	FY 2016	FY 2016	FY 2017	FY 2017	FY 2017	FY 2017
Budget Object Summary	ACTUAL	ACTUAL	BUDGET	BUDGET	DEPT REQ	DEPT REQ	GOV REC	GOV REC
Fund	DOLLAR	FTE	DOLLAR	FTE	DOLLAR	FTE	DOLLAR	FTE
HAZARDOUS WASTE PROGRAM								
CORE								
PERSONAL SERVICES								
DEPT NATURAL RESOURCES	3,528,034	81.09	3,689,980	87.88	3,689,980	87.88	3,689,980	87.88
NATURAL RESOURCES PROTECTION	212,847	4.91	284,755	6.41	284,755	6.41	284,755	6.41
SOLID WASTE MANAGEMENT	11,510	0.49	11,582	0.50	11,582	0.50	11,582	0.50
UNDERGROUND STOR TANK REG PROG	71,160	1.95	91,364	2.20	100,050	2.54	100,050	2.54
ENVIRONMENTAL RADIATION MONITR	47,514	0.99	44,759	0.86	44,079	0.86	44,079	0.86
HAZARDOUS WASTE FUND	1,356,651	30.64	1,559,122	34.39	1,568,100	34.39	1,568,100	34.39
DRY-CLEANING ENVIRL RESP TRUST	61,856	1.47	88,862	2.18	71,878	1.84	71,878	1.84
TOTAL - PS	5,289,572	121.54	5,770,424	134.42	5,770,424	134.42	5,770,424	134.42
EXPENSE & EQUIPMENT								
DEPT NATURAL RESOURCES	404,466	0.00	445,388	0.00	445,388	0.00	445,388	0.00
NATURAL RESOURCES PROTECTION	45,230	0.00	40,114	0.00	40,114	0.00	40,114	0.00
UNDERGROUND STOR TANK REG PROG	6,036	0.00	11,166	0.00	46,166	0.00	46,166	0.00
ENVIRONMENTAL RADIATION MONITR	141,481	0.00	195,582	0.00	160,582	0.00	160,582	0.00
HAZARDOUS WASTE FUND	127,556	0.00	180,792	0.00	180,792	0.00	180,792	0.00
DRY-CLEANING ENVIRL RESP TRUST	3,271	0.00	6,845	0.00	6,845	0.00	6,845	0.00
TOTAL - EE	728,040	0.00	879,887	0.00	879,887	0.00	879,887	0.00
TOTAL	6,017,612	121.54	6,650,311	134.42	6,650,311	134.42	6,650,311	134.42
Pay Plan - 0000012								
PERSONAL SERVICES								
DEPT NATURAL RESOURCES	0	0.00	0	0.00	0	0.00	73,796	0.00
NATURAL RESOURCES PROTECTION	0	0.00	0	0.00	0	0.00	5,695	0.00
SOLID WASTE MANAGEMENT	0	0.00	0	0.00	0	0.00	232	0.00
UNDERGROUND STOR TANK REG PROG	0	0.00	0	0.00	0	0.00	2,002	0.00
ENVIRONMENTAL RADIATION MONITR	0	0.00	0	0.00	0	0.00	883	0.00
HAZARDOUS WASTE FUND	0	0.00	0	0.00	0	0.00	31,361	0.00
DRY-CLEANING ENVIRL RESP TRUST	0	0.00	0	0.00	0	0.00	1,438	0.00
TOTAL - PS	0	0.00	0	0.00	0	0.00	115,407	0.00
TOTAL	0	0.00	0	0.00	0	0.00	115,407	0.00
GRAND TOTAL	\$6,017,612	121.54	\$6,650,311	134.42	\$6,650,311	134.42	\$6,765,718	134.42

1/21/16 9:54

im_disummary

MISSOURI DEPARTMENT OF NATURAL RESOURCES

DECISION ITEM SUMMARY

Budget Unit								
Decision Item	FY 2015	FY 2015	FY 2016	FY 2016	FY 2017	FY 2017	FY 2017	FY 2017
Budget Object Summary	ACTUAL	ACTUAL	BUDGET	BUDGET	DEPT REQ	DEPT REQ	GOV REC	GOV REC
Fund	DOLLAR	FTE	DOLLAR	FTE	DOLLAR	FTE	DOLLAR	FTE
HAZARDOUS SITES PSD								
CORE								
EXPENSE & EQUIPMENT								
DEPT NATURAL RESOURCES	289,902	0.00	1,394,998	0.00	1,394,998	0.00	1,394,998	0.00
HAZARDOUS WASTE FUND	80,092	0.00	1,116,149	0.00	1,116,149	0.00	1,116,149	0.00
DRY-CLEANING ENVIRL RESP TRUST	0	0.00	1	0.00	1	0.00	1	0.00
TOTAL - EE	369,994	0.00	2,511,148	0.00	2,511,148	0.00	2,511,148	0.00
PROGRAM-SPECIFIC								
DEPT NATURAL RESOURCES	0	0.00	2	0.00	2	0.00	2	0.00
HAZARDOUS WASTE FUND	0	0.00	1,687,795	0.00	1,687,795	0.00	1,687,795	0.00
DRY-CLEANING ENVIRL RESP TRUST	198,148	0.00	349,999	0.00	349,999	0.00	349,999	0.00
TOTAL - PD	198,148	0.00	2,037,796	0.00	2,037,796	0.00	2,037,796	0.00
TOTAL	568,142	0.00	4,548,944	0.00	4,548,944	0.00	4,548,944	0.00
GRAND TOTAL	\$568,142	0.00	\$4,548,944	0.00	\$4,548,944	0.00	\$4,548,944	0.00

CORE DECISION ITEM

Department of Natural Resources	Budget Unit <u>78870C, 79445C</u>
Division of Environmental Quality	
Hazardous Waste Program Core	HB Section <u>6.225</u>

1. CORE FINANCIAL SUMMARY

	FY 2017 Budget Request					FY 2017 Governor's Recommendation			
	GR	Federal	Other	Total		GR	Fed	Other	Total
PS	0	3,689,980	2,080,444	5,770,424	PS	0	3,689,980	2,080,444	5,770,424
EE	0	1,840,386	1,550,649	3,391,035	EE	0	1,840,386	1,550,649	3,391,035
PSD	0	2	2,037,794	2,037,796	PSD	0	2	2,037,794	2,037,796
Total	0	5,530,368	5,668,887	11,199,255	Total	0	5,530,368	5,668,887	11,199,255
FTE	0.00	87.88	46.54	134.42	FTE	0.00	87.88	46.54	134.42
Est. Fringe	0	1,756,061	990,083	2,746,145	Est. Fringe	0	1,756,061	990,083	2,746,145

Note: Fringes budgeted in House Bill 5 except for certain fringes budgeted directly to MoDOT, Highway Patrol, and Conservation.

Note: Fringes budgeted in House Bill 5 except for certain fringes budgeted directly to MoDOT, Highway Patrol, and Conservation.

Other Funds: Natural Resources Protection Fund - Damages Subaccount (0555); Solid Waste Management Fund (0570); Underground Storage Tank Regulation Program Fund (0586); Environmental Radiation Monitoring Fund (0656); Hazardous Waste Fund (0676); Dry-Cleaning Environmental Response Trust Fund (0898)

Note: This core budget is facing fiscal challenges.

2. CORE DESCRIPTION

The goal of the Hazardous Waste Program is to protect human health and the environment from threats posed by hazardous waste and other contaminants. To accomplish this goal, the program encourages the reduction of hazardous waste generation; regulates the management of hazardous waste; oversees the cleanup of contamination thereby promoting property re-use for economic development and sustainable communities; regulates the management, closure and risk-based cleanup of petroleum storage tank sites; and ensures long term stewardship of sites where contamination remains.

Hazardous Waste and Substance Clean Up PSD: The Hazardous Waste Program exists in part to address environmental contamination caused by human activity at sites such as Brownfields, gas stations, major oil refineries, old mining sites, wood treaters, and other sites. In addition, the department conducts pesticide collection events to help ensure proper management of pesticide waste in the state and to provide educational outreach regarding pesticide waste. In most cases, the program sets standards and oversees other entities who perform the needed investigation and cleanup activities. These entities include responsible parties; voluntary businesses and developers; and federal, state and local governments. However, in some cases, the program takes direct control of the investigation or cleanup at a site using funds provided for that purpose from federal or state sources. The program uses these resources to contract for activities including preparing work plans and reports, conducting chemical analysis, performing cleanup and related activities. Where appropriate, the department will perform operation and maintenance or long-term stewardship activities at sites where remedial action has occurred to help ensure the remedy remains protective of human health and the environment.

CORE DECISION ITEM

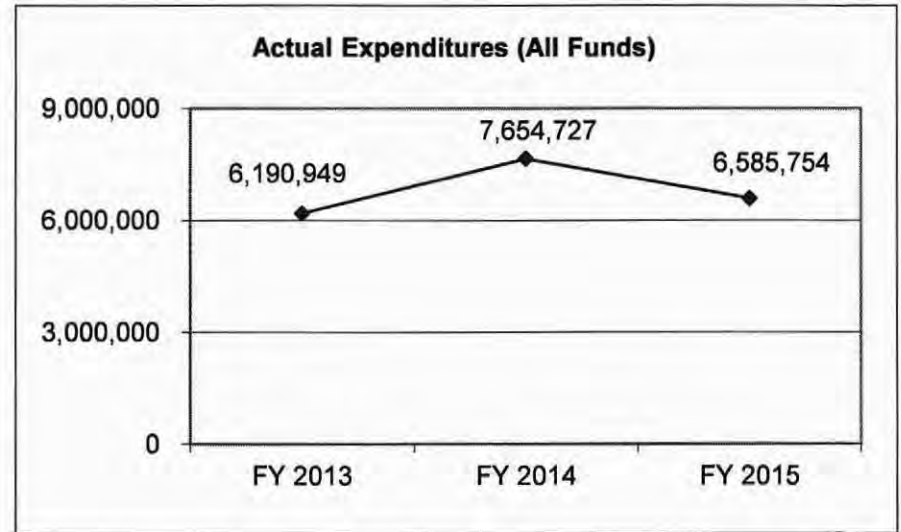
Department of Natural Resources	Budget Unit <u>78870C, 79445C</u>
Division of Environmental Quality	
Hazardous Waste Program Core	HB Section <u>6.225</u>

3. PROGRAM LISTING (list programs included in this core funding)

Hazardous Waste Program

4. FINANCIAL HISTORY

	FY 2013 Actual	FY 2014 Actual	FY 2015 Actual	FY 2016 Current Yr.
Appropriation (All Funds) (1)	8,155,334	11,017,877	11,168,304	11,199,255
Less Reverted (All Funds)	0	0	0	N/A
Less Restricted (All Funds)	0	0	0	N/A
Budget Authority (All Funds)	8,155,334	11,017,877	11,168,304	N/A
Actual Expenditures (All Funds)	6,190,949	7,654,727	6,585,754	N/A
Unexpended (All Funds)	1,964,385	3,363,150	4,582,550	N/A
Unexpended, by Fund:				
General Revenue	0	0	0	N/A
Federal	1,621,004	1,272,309	1,374,980	N/A
Other	343,381	2,090,841	3,207,570	N/A
	(2)	(2)	(2)	(2, 3)



Reverted includes the statutory three-percent reserve amount (when applicable).

Restricted includes any Governor's Expenditure Restrictions which remained at the end of the fiscal year (when applicable).

Actual expenditures for all fiscal years are as of June 30 and do not include lapse period activities.

NOTES:

(1) Financial data includes operating and pass-through appropriations.

(2) In many cases, pass-through appropriations are set at a level to encumber and pay our commitments, which often span multiple fiscal years. This may often cause high unexpended appropriation balances.

(3) FY 2016 PSD appropriations include: Leaking Underground Storage Tanks \$420,000; Drycleaner Cleanups \$350,000, and Hazardous Substances Cleanups \$3,778,944.

CORE DECISION ITEM

Department of Natural Resources	Budget Unit <u>78870C, 79445C</u>
Division of Environmental Quality	
Hazardous Waste Program Core	HB Section <u>6.225</u>

4. FINANCIAL HISTORY (continued)

Hazardous Waste Program - Reconciliation

	FY 2013	FY 2014	FY 2015	FY 2016	FY 2017
	Actual	Actual	Actual	Current	Gov Rec
Hazardous Waste Operations (78870C)	5,687,756	5,854,032	6,017,612	6,650,311	6,650,311
Hazardous Sites PSD (79445C)	503,193	1,800,695	568,142	4,548,944	4,548,944
Total	6,190,949	7,654,727	6,585,754	11,199,255	11,199,255

CORE RECONCILIATION DETAIL

**DEPARTMENT OF NATURAL RESOURCES
HAZARDOUS WASTE PROGRAM**

5. CORE RECONCILIATION DETAIL

			Budget Class	FTE	GR	Federal	Other	Total	Explanation
TAFP AFTER VETOES									
			PS	134.42	0	3,689,980	2,080,444	5,770,424	
			EE	0.00	0	445,388	434,499	879,887	
			Total	134.42	0	4,135,368	2,514,943	6,650,311	
DEPARTMENT CORE ADJUSTMENTS									
Core Reallocation	409 6841		PS	0.00	0	0	(680)	(680)	Core reallocations will more closely align the budget with planned spending.
Core Reallocation	409 5376		PS	0.00	0	0	0	0	Core reallocations will more closely align the budget with planned spending.
Core Reallocation	409 5377		PS	0.00	0	0	0	0	Core reallocations will more closely align the budget with planned spending.
Core Reallocation	409 5379		PS	0.34	0	0	8,686	8,686	Core reallocations will more closely align the budget with planned spending.
Core Reallocation	409 5380		PS	0.00	0	0	8,978	8,978	Core reallocations will more closely align the budget with planned spending.
Core Reallocation	409 5467		PS	(0.34)	0	0	(16,984)	(16,984)	Core reallocations will more closely align the budget with planned spending.
Core Reallocation	409 6842		EE	0.00	0	0	(35,000)	(35,000)	Core reallocations will more closely align the budget with planned spending.

CORE RECONCILIATION DETAIL

**DEPARTMENT OF NATURAL RESOURCES
HAZARDOUS WASTE PROGRAM**

5. CORE RECONCILIATION DETAIL

		Budget Class	FTE	GR	Federal	Other	Total	Explanation
DEPARTMENT CORE ADJUSTMENTS								
Core Reallocation	409 5385	EE	0.00	0	0	35,000	35,000	Core reallocations will more closely align the budget with planned spending.
NET DEPARTMENT CHANGES			0.00	0	0	0	0	
DEPARTMENT CORE REQUEST								
		PS	134.42	0	3,689,980	2,080,444	5,770,424	
		EE	0.00	0	445,388	434,499	879,887	
		Total	134.42	0	4,135,368	2,514,943	6,650,311	
GOVERNOR'S RECOMMENDED CORE								
		PS	134.42	0	3,689,980	2,080,444	5,770,424	
		EE	0.00	0	445,388	434,499	879,887	
		Total	134.42	0	4,135,368	2,514,943	6,650,311	

CORE RECONCILIATION DETAIL

**DEPARTMENT OF NATURAL RESOURCES
HAZARDOUS SITES PSD**

5. CORE RECONCILIATION DETAIL

	Budget Class	FTE	GR	Federal	Other	Total	Explanation
TAFP AFTER VETOES							
	EE	0.00	0	1,394,998	1,116,150	2,511,148	
	PD	0.00	0	2	2,037,794	2,037,796	
	Total	0.00	0	1,395,000	3,153,944	4,548,944	
DEPARTMENT CORE REQUEST							
	EE	0.00	0	1,394,998	1,116,150	2,511,148	
	PD	0.00	0	2	2,037,794	2,037,796	
	Total	0.00	0	1,395,000	3,153,944	4,548,944	
GOVERNOR'S RECOMMENDED CORE							
	EE	0.00	0	1,394,998	1,116,150	2,511,148	
	PD	0.00	0	2	2,037,794	2,037,796	
	Total	0.00	0	1,395,000	3,153,944	4,548,944	

MISSOURI DEPARTMENT OF NATURAL RESOURCES

DECISION ITEM DETAIL

Budget Unit	FY 2015	FY 2015	FY 2016	FY 2016	FY 2017	FY 2017	FY 2017	FY 2017
Decision Item	ACTUAL	ACTUAL	BUDGET	BUDGET	DEPT REQ	DEPT REQ	GOV REC	GOV REC
Budget Object Class	DOLLAR	FTE	DOLLAR	FTE	DOLLAR	FTE	DOLLAR	FTE
HAZARDOUS WASTE PROGRAM								
CORE								
ADMIN OFFICE SUPPORT ASSISTANT	120,494	4.05	148,620	5.00	148,608	5.00	148,608	5.00
OFFICE SUPPORT ASST (KEYBRD)	89,291	3.92	162,142	7.00	162,468	7.00	162,468	7.00
SR OFC SUPPORT ASST (KEYBRD)	236,014	9.00	264,829	10.00	264,636	10.00	264,636	10.00
RESEARCH ANAL I	12,668	0.39	0	0.00	0	0.00	0	0.00
RESEARCH ANAL II	50,301	1.33	75,804	2.00	75,828	2.00	75,828	2.00
PUBLIC INFORMATION SPEC II	13,010	0.38	17,471	0.50	17,472	0.50	17,472	0.50
EXECUTIVE I	32,452	1.00	32,619	1.00	32,628	1.00	32,628	1.00
EXECUTIVE II	30,401	0.85	36,202	1.00	36,204	1.00	36,204	1.00
MANAGEMENT ANALYSIS SPEC II	104,455	2.43	128,169	3.00	128,184	3.00	128,184	3.00
PLANNER II	275,417	6.43	300,670	7.00	294,936	7.00	294,936	7.00
PLANNER III	171,821	3.61	191,242	4.00	190,284	4.00	190,284	4.00
ENVIRONMENTAL SPEC I	31,708	1.04	0	0.00	0	0.00	0	0.00
ENVIRONMENTAL SPEC II	246,710	6.87	0	0.00	0	0.00	0	0.00
ENVIRONMENTAL SPEC III	1,356,656	32.78	1,557,429	40.02	1,454,021	40.32	1,454,021	40.32
ENVIRONMENTAL SPEC IV	553,888	11.36	920,891	19.00	0	0.00	0	0.00
ENVIRONMENTAL ENGR I	58,028	1.37	0	0.00	0	0.00	0	0.00
ENVIRONMENTAL ENGR II	475,288	9.81	605,277	13.00	631,322	13.00	631,322	13.00
ENVIRONMENTAL ENGR III	459,759	8.19	615,065	10.90	609,787	10.90	609,787	10.90
ENVIRONMENTAL ENGR IV	200,057	3.01	203,001	3.00	203,040	3.00	203,040	3.00
ENVIRONMENTAL SCIENTIST	95,198	1.82	0	0.00	368,712	7.00	368,712	7.00
ENVIRONMENTAL SUPERVISOR	143,288	2.73	0	0.00	638,160	11.70	638,160	11.70
ENVIRONMENTAL MGR B2	308,183	4.90	370,138	6.00	373,279	6.00	373,279	6.00
ENVIRONMENTAL MGR B3	6,230	0.09	0	0.00	0	0.00	0	0.00
FISCAL & ADMINISTRATIVE MGR B2	24,792	0.43	58,868	1.00	58,868	1.00	58,868	1.00
STAFF DIRECTOR	75,784	0.95	79,865	1.00	79,865	1.00	79,865	1.00
COMMISSION MEMBER	1,952	0.00	2,122	0.00	2,122	0.00	2,122	0.00
MISCELLANEOUS TECHNICAL	87,338	2.25	0	0.00	0	0.00	0	0.00
MISCELLANEOUS PROFESSIONAL	28,389	0.55	0	0.00	0	0.00	0	0.00
TOTAL - PS	5,289,572	121.54	5,770,424	134.42	5,770,424	134.42	5,770,424	134.42
TRAVEL, IN-STATE	142,169	0.00	154,278	0.00	165,278	0.00	165,278	0.00
TRAVEL, OUT-OF-STATE	22,001	0.00	26,947	0.00	22,947	0.00	22,947	0.00
SUPPLIES	71,658	0.00	77,170	0.00	81,170	0.00	81,170	0.00

MISSOURI DEPARTMENT OF NATURAL RESOURCES

DECISION ITEM DETAIL

Budget Unit	FY 2015	FY 2015	FY 2016	FY 2016	FY 2017	FY 2017	FY 2017	FY 2017
Decision Item	ACTUAL	ACTUAL	BUDGET	BUDGET	DEPT REQ	DEPT REQ	GOV REC	GOV REC
Budget Object Class	DOLLAR	FTE	DOLLAR	FTE	DOLLAR	FTE	DOLLAR	FTE
HAZARDOUS WASTE PROGRAM								
CORE								
PROFESSIONAL DEVELOPMENT	57,349	0.00	62,386	0.00	62,386	0.00	62,386	0.00
COMMUNICATION SERV & SUPP	42,747	0.00	66,003	0.00	60,003	0.00	60,003	0.00
PROFESSIONAL SERVICES	250,191	0.00	317,134	0.00	312,134	0.00	312,134	0.00
HOUSEKEEPING & JANITORIAL SERV	9	0.00	1,575	0.00	1,575	0.00	1,575	0.00
M&R SERVICES	6,449	0.00	15,880	0.00	15,880	0.00	15,880	0.00
MOTORIZED EQUIPMENT	0	0.00	3	0.00	3	0.00	3	0.00
OFFICE EQUIPMENT	5,692	0.00	13,884	0.00	13,884	0.00	13,884	0.00
OTHER EQUIPMENT	114,787	0.00	131,302	0.00	131,302	0.00	131,302	0.00
PROPERTY & IMPROVEMENTS	0	0.00	430	0.00	430	0.00	430	0.00
BUILDING LEASE PAYMENTS	2,300	0.00	5,434	0.00	5,434	0.00	5,434	0.00
EQUIPMENT RENTALS & LEASES	11,590	0.00	4,916	0.00	4,916	0.00	4,916	0.00
MISCELLANEOUS EXPENSES	1,098	0.00	2,545	0.00	2,545	0.00	2,545	0.00
TOTAL - EE	728,040	0.00	879,887	0.00	879,887	0.00	879,887	0.00
GRAND TOTAL	\$6,017,612	121.54	\$6,650,311	134.42	\$6,650,311	134.42	\$6,650,311	134.42
GENERAL REVENUE	\$0	0.00	\$0	0.00	\$0	0.00	\$0	0.00
FEDERAL FUNDS	\$3,932,500	81.09	\$4,135,368	87.88	\$4,135,368	87.88	\$4,135,368	87.88
OTHER FUNDS	\$2,085,112	40.45	\$2,514,943	46.54	\$2,514,943	46.54	\$2,514,943	46.54

MISSOURI DEPARTMENT OF NATURAL RESOURCES

DECISION ITEM DETAIL

Budget Unit	FY 2015	FY 2015	FY 2016	FY 2016	FY 2017	FY 2017	FY 2017	FY 2017
Decision Item	ACTUAL	ACTUAL	BUDGET	BUDGET	DEPT REQ	DEPT REQ	GOV REC	GOV REC
Budget Object Class	DOLLAR	FTE	DOLLAR	FTE	DOLLAR	FTE	DOLLAR	FTE
HAZARDOUS SITES PSD								
CORE								
PROFESSIONAL SERVICES	369,994	0.00	2,511,146	0.00	2,511,146	0.00	2,511,146	0.00
PROPERTY & IMPROVEMENTS	0	0.00	2	0.00	2	0.00	2	0.00
TOTAL - EE	369,994	0.00	2,511,148	0.00	2,511,148	0.00	2,511,148	0.00
PROGRAM DISTRIBUTIONS	198,148	0.00	2,037,796	0.00	2,037,796	0.00	2,037,796	0.00
TOTAL - PD	198,148	0.00	2,037,796	0.00	2,037,796	0.00	2,037,796	0.00
GRAND TOTAL	\$568,142	0.00	\$4,548,944	0.00	\$4,548,944	0.00	\$4,548,944	0.00
GENERAL REVENUE	\$0	0.00	\$0	0.00	\$0	0.00	\$0	0.00
FEDERAL FUNDS	\$289,902	0.00	\$1,395,000	0.00	\$1,395,000	0.00	\$1,395,000	0.00
OTHER FUNDS	\$278,240	0.00	\$3,153,944	0.00	\$3,153,944	0.00	\$3,153,944	0.00

PROGRAM DESCRIPTION

Department of Natural Resources

HB Section(s): 6.225

DEQ - Hazardous Waste Program

Program is found in the following core budget(s): Hazardous Waste Program

1. What does this program do?

The three major functions of the Hazardous Waste Program are:

Pollution Prevention – The program is responsible for ensuring that regulated parties comply with the laws and regulations designed to prevent pollution. The program works with businesses that generate, transport, treat, store, and dispose of hazardous wastes to ensure safe operation, waste handling and disposal by issuing identification numbers, certifications and permits, inspecting sites for compliance with laws and regulations and taking appropriate enforcement action to ensure the correction of violations. In reporting year 2014, Missouri companies generated about 268,994 tons of hazardous waste. Approximately 78% of this was treated or disposed of in Missouri; the remainder was shipped out of state or out of country. During this same period, Missouri received approximately 183,607 tons of hazardous waste from outside the state. About 93% of this imported waste was burned by Missouri cement-making operations as a substitute for coal. The program is also responsible for tracking information, conducting inspections to ensure safe operation, and performing enforcement actions to ensure violations are corrected on 3,450 underground storage tank sites with approximately 9,000 tanks.

Remediation – The program is responsible for ensuring corrective action of contamination that is not caused by nature. The program implements laws that require responsible parties to be accountable for the contamination they cause. The program also works with parties seeking to voluntarily clean up contamination. In all cases, the program provides oversight for investigating and remediating contamination to bring these sites back into beneficial reuse for economic benefit and sustainable communities. Where appropriate, the program performs operation and maintenance activities to ensure remedial actions taken at sites continue to be protective of human health and the environment. Examples include but are not limited to: Brownfields, gas stations, major oil refineries, abandoned lead mine sites, major industrial areas, wood treaters, Superfund sites, drycleaners, and federally owned sites. The program also has staff that assess, where appropriate, natural resource damages at sites where contamination has impacted the environment.

Long-Term Stewardship – Because most corrective actions leave some residual contamination, the program implements long-term stewardship measures to ensure that remediation decisions result in safe and productive reuse of properties for future generations. Examples of long-term stewardship tools include: engineered controls to isolate contamination, property controls to limit activities, governmental controls such as zoning or permits, informational devices and regular inspections.

Hazardous Sites PSD

Leaking Underground Storage Tanks: The federal government provides resources to states to address contamination from underground tank releases in situations where there is a threat to human health and the environment but no willing or viable responsible party can be found. The federal government also allows the state to use these funds to assist cities where abandoned underground tanks are an impediment to revitalization efforts. At times federal funds are also available to expedite remediation oversight and provide contractual support for department tank related activities.

The department implements a Risk Based Corrective Action (RBCA) process at sites where petroleum releases have occurred. By employing tools such as exposure assessment and risk assessment, the use of risk-based decision making can consider the current and potential risks posed by an underground storage tank release. This knowledge is used to make decisions about corrective action processes and site management. The final tanks RBCA rule was implemented in February 2014.

PROGRAM DESCRIPTION

Department of Natural Resources

HB Section(s): 6.225

DEQ - Hazardous Waste Program

Program is found in the following core budget(s): Hazardous Waste Program

1. What does this program do (continued)?

Drycleaner Environmental Cleanups: Senate Bill 577 (2000), created the Dry-cleaning Environmental Response Trust (DERT) Fund to assist in the cleanup of contaminated drycleaner sites. Cleanup of contaminated properties provides an opportunity for reuse and economic development. The program reimburses eligible parties for qualifying investigation and cleanup expenses over the \$25,000 deductible. The first four years of the program were dedicated to collecting fees as required by statute and developing the program rules. The Joint Committee on Administrative Rules disapproved the rulemaking on September 16, 2004. Senate Bill 170 and Senate Bill 225 (2005) reauthorized the DERT Fund with changes. The DERT Fund Rules became effective on May 30, 2006. Senate Bill 135 (2011) extended the sunset date on the program and the DERT Fund to August 28, 2017. State regulations require that reimbursement of the DERT Fund monies be accomplished based on site prioritization. DERT Fund monies are allocated to prioritized sites in the following proportions: high priority 60%, medium priority 30%, and low priority 10%.

To date, 42 sites have been accepted into the DERT program, however being accepted into the program does not guarantee that a site will receive complete reimbursement of their cleanup costs. Sites in the program receive oversight of their cleanups and a certificate of completion in addition to potential reimbursement of eligible costs. The department estimates there are approximately 866 potentially contaminated drycleaner sites in Missouri. With the extension of the sunset date, based on current revenues, expenditures and average cleanup costs, the fund could support reimbursement of cleanup costs for 15 sites over the life of the fund. Reimbursement is a complex process and is dependent on receiving all appropriate documentation and responses from owners and consultants, sometimes spanning multiple fiscal years. Based on a fiscal analysis of the DERT Fund in 2012 no new applications into the DERT Fund have been accepted. The Department notified all active dry cleaners, DERT Fund participants/their consultants, and the original stakeholder group that due to declining revenues, the fund would not accept new applications after September 2012 and reimbursement of costs for future work plans may not be guaranteed.

Hazardous Substance Cleanup: Pollution and public health problems have resulted from the mismanagement of waste at abandoned or uncontrolled hazardous waste sites and federal facility sites in Missouri. The department, in coordination with EPA, may remediate these sites solely or they may be remediated by the responsible party with state oversight. The federal government and the state provide resources to address hazardous substance sites in Missouri where there is no willing viable responsible party. The state also pursues cleanups independently of the federal government when EPA has not ranked a site as a priority. This PSD is used to contract to perform cleanup, monitoring or assessment work, manage data or to perform relevant environmental studies at these sites or related activities.

This appropriation is also used to pay EPA for the State of Missouri's 10% match obligation for remedial action conducted at Superfund sites. Funds have also been used to investigate several radiological contaminated sites. The program will continue to utilize federal Brownfield resources to conduct assessment and cleanup activities at eligible Brownfields sites which are inclusive of, but not limited to brownfields sites contaminated with hazardous and/or petroleum substances, lead-based paint, asbestos, controlled substances and mine-scarred lands, thereby promoting property re-use for economic development and sustainable communities. In addition, the department is conducting pesticide collection events to help ensure proper management of pesticide waste in the state and to provide educational outreach regarding pesticide waste.

PROGRAM DESCRIPTION

Department of Natural Resources		HB Section(s): 6.225				
DEQ - Hazardous Waste Program						
Program is found in the following core budget(s): Hazardous Waste Program						
1. What does this program do (continued)?						
Hazardous Waste Program - Reconciliation						
	FY 2013	FY 2014	FY 2015	FY 2016	FY 2017	
	Actual	Actual	Actual	Current	Gov Rec	
Hazardous Waste Operations (78870C)	5,687,756	5,854,032	6,017,612	6,650,311	6,650,311	
Hazardous Sites PSD (79445C)	503,193	1,800,695	568,142	4,548,944	4,548,944	
Total	6,190,949	7,654,727	6,585,754	11,199,255	11,199,255	
2. What is the authorization for this program, i.e., federal or state statute, etc.? (Include the federal program number, if applicable.)						
<u>Pollution Prevention</u>						
Resource Conservation and Recovery Act of 1976 (RCRA), as amended, Public Law 94-580						
Solid Waste Disposal Act of 1976						
Toxic Substances Control Act, as amended, Section 28 and 404 (g), Public Law 102-550						
Energy Policy Act of 2005 (The department is moving toward adopting and implementing the Underground Storage Tanks provisions of this act.)						
RSMo 260.350 through 260.434	Hazardous Waste Inspection and Enforcement and Permitting Resource Conservation and Recovery Act (RCRA)					
RSMo 260.375	Hazardous Waste Transporter Licensing					
RSMo 260.390	Commercial Hazardous Waste Facility Inspection Program					
RSMo 260.396	PCB Inspections					
RSMo 319.100 through 319.139	Petroleum Storage Tanks					
<u>Remediation and Long-Term Stewardship</u>						
Comprehensive Environmental Response, Compensation, and Liability Act of 1980, Public Law 96-510, as amended						
Superfund Amendments and Reauthorization Act of 1986, Public Law 99-499						
Atomic Energy Act of 1954, as amended, Section 21, Public Law 83-703						
Energy Reorganization Act of 1974, Public Law 93-438						
Department of Energy Organization Act of 1977, as amended; Public Law 95-604						
Energy Policy Act of 1992, Title X and XI						
Small Business Liability Relief and Brownfields Revitalization Act						
RSMo 260.435 through 260.480						Abandoned or Uncontrolled Sites (Registry)
RSMo 260.565 through 260.609 and RSMo 447.700 through 447.708						Voluntary Remediation including Brownfields
RSMo 260.900 through 260.965						Drycleaner Remediation
RSMo 319.100 through 319.139						Petroleum Storage Tanks
RSMo 260.750						Environmental Radiation Monitoring
RSMo 260.1039						Missouri Environmental Covenants Act
RSMo 640.235						Natural Resources Protection Fund Damages

PROGRAM DESCRIPTION

Department of Natural Resources	HB Section(s): 6.225
DEQ - Hazardous Waste Program	
Program is found in the following core budget(s): Hazardous Waste Program	
3. Are there federal matching requirements? If yes, please explain.	
Performance Partnership Grant - RCRA	25% State (EPA)
Performance Partnership Grant - Toxic Substances Control Act (TSCA) PCB	25% State (EPA)
Brownfields 104 (k)	100% Federal (EPA)
Brownfields 128 (a)	100% Federal (EPA)
Defense/State Memorandum of Agreement (DSMOA)	100% Federal (DOD)
Ellisville Superfund Cooperative Agreement	100% Federal (EPA)
Formerly Utilized Sites Remedial Action Project (FUSRAP)	100% Federal (Army Corp of Engineers)
United States Department of Agriculture - Grain Bin Sites	100% Federal (USDA)
U.S. Department of Energy - Kansas City Plant Grant	100% Federal (DOE)
Valley Park Remedial Activities	100% Federal (EPA)
Superfund Agreement	10% State (EPA)
(Support Agency Cooperative Agreement and Pre-Remedial Response Cooperative Agreement are	100% federally funded)
Weldon Spring Long-Term Surveillance and Maintenance Project	100% Federal (DOE)
Leaking Underground Storage Tank-Preventative	25% State (EPA)
Leaking Underground Storage Tank Trust Fund-Corrective Action	10% State (EPA)
Minuteman II Longterm Stewardship	100% Federal (DOD)
General Services Administration (GSA) - Environmental Project Assistance	100% Federal (GSA)
United States Department of Agriculture - Mark Twain Forest Agreement	100% Federal (USDA)
Various State Superfund Contracts	10% State (this covers our 10% state Superfund obligation)
4. Is this a federally mandated program? If yes, please explain.	
Through delegation from, and agreements with, the federal Environmental Protection Agency, the Hazardous Waste Program supports the federal Resource Conservation and Recovery Act (RCRA), as well as Section 9004 of the Solid Waste Disposal Act as amended by RCRA, the Superfund Amendments and Reauthorization Act of 1986, and 40 CFR Part 281. In addition, work performed under the Comprehensive Environmental Response Compensation and Liability Act (CERCLA), as well as cleanup oversight at Federal Facilities sites, is mandated by the federal government.	

PROGRAM DESCRIPTION

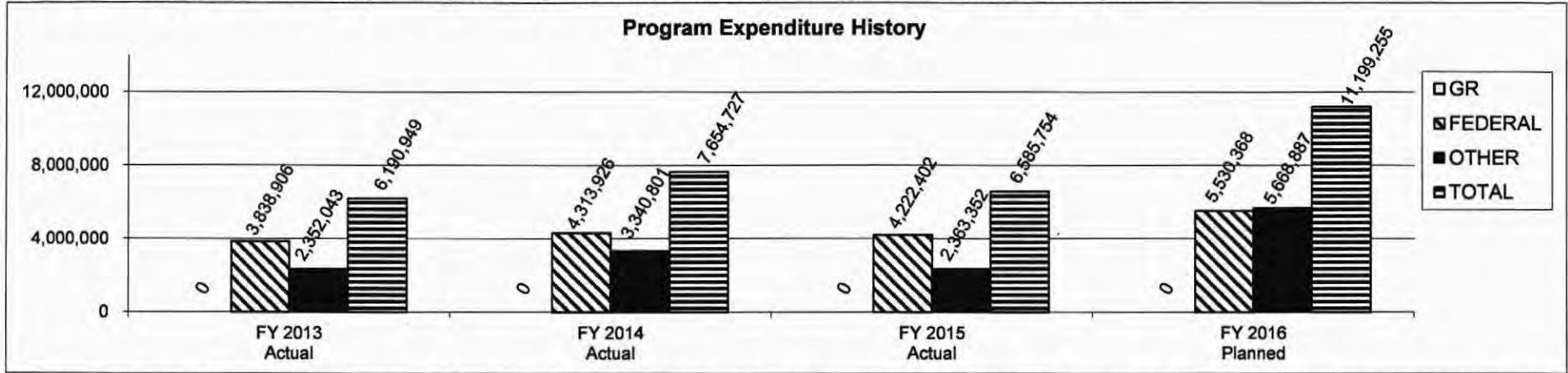
Department of Natural Resources

HB Section(s): 6.225

DEQ - Hazardous Waste Program

Program is found in the following core budget(s): Hazardous Waste Program

5. Provide actual expenditures for the prior three fiscal years and planned expenditures for the current fiscal year.



Notes: Actual expenditures for all fiscal years are as of June 30 and do not include lapse period activities. Financial data includes operating and pass-through appropriations. Beginning in FY 2013, core pass-through appropriations were set at a level to encumber and pay our commitments, which often span multiple fiscal years. FY 2016 Planned is shown at full appropriation.

6. What are the sources of the "Other" funds?

Natural Resources Protection Fund - Damages Subaccount (0555); Solid Waste Management Fund (0570); Underground Storage Tank Regulation Program Fund (0586); Environmental Radiation Monitoring Fund (0656); Hazardous Waste Fund (0676); and Dry-Cleaning Environmental Response Trust Fund (0898)

PROGRAM DESCRIPTION

Department of Natural Resources

HB Section(s): 6.225

DEQ - Hazardous Waste Program

Program is found in the following core budget(s): Hazardous Waste Program

7a. Provide an effectiveness measure.

UST = Underground Storage Tanks; PCB = Polychlorinated Biphenyls Facilities

Compliance Monitoring Activities

	FY 2013 Actual				FY 2014 Actual			
	Hazardous Waste	UST	Transporter	PCB	Hazardous Waste	UST	Transporter	PCB
Regulated Facilities	2,100	3,530	250	2,500	2,146	3,486	265	2,500
Inspections	608	1,219	118	82	544	1,499	82	82
Letters of Warning (LOW)	234	34	0	0	145	61	0	0
Notices of Violation (NOV)	265	126	2	0	228	181	0	0
Settlements	21	19	NA	NA	7	22	NA	NA
Referrals	8	19	NA	NA	7	27	NA	NA
	FY 2015 Actual				FY 2016 Projected			
Regulated Facilities	2,006	3,450	250	2,500	2,006	3,426	265	2,500
Inspections	461	2,018	41	77	500	1,328	60	38
Letters of Warning (LOW)	145	7	0	0	200	40	1	0
Notices of Violation (NOV)	201	142	0	0	230	100	1	0
Settlements	15	5	NA	NA	15	15	NA	NA
Referrals	6	14	NA	NA	5	12	NA	NA
	FY 2017 Projected				FY 2018 Projected			
Regulated Facilities	1,975	3,396	265	2,500	1,950	3,366	265	2,500
Inspections	500	1,500	80	20	500	1,978	80	20
Letters of Warning (LOW)	200	40	1	0	200	40	1	0
Notices of Violation (NOV)	240	150	1	0	240	150	1	0
Settlements	15	15	NA	NA	15	15	NA	NA
Referrals	5	12	NA	NA	5	12	NA	NA

Hazardous Waste- FY 2015 inspections were down due to higher staff turnover and closure of satellite offices. These numbers may continue to be lower in the future due to reductions in federal funding. **UST-**Inspections are counted in the fiscal year for the day of inspection. Numbers are reviewed annually to reflect LOWs and NOVs issued in subsequent fiscal years for previous year's inspections. NOVs include all financial assurance and fee-related NOVs. Due to compliance outreach efforts, LOWs and NOVs are often not issued in the same year the inspection is conducted. True percentages of inspections not resulting in NOV issuance cannot be determined until all inspection follow-ups are completed. To conform with EPA's definition of the three year inspection cycle, inspection numbers for FY 2013 - FY 2018 are set to ensure inspection of each facility every three years. **Transporter-** Staff turnover in FY 2015 resulted in fewer inspections. This trend is expected to continue in the future as new staff require extensive training and have other duty assignments. **PCB-** MDNR conducts inspections of PCB facilities, but LOWs and NOVs are issued by EPA. Future inspection numbers may be lower due to expected reductions in federal funding.

PROGRAM DESCRIPTION

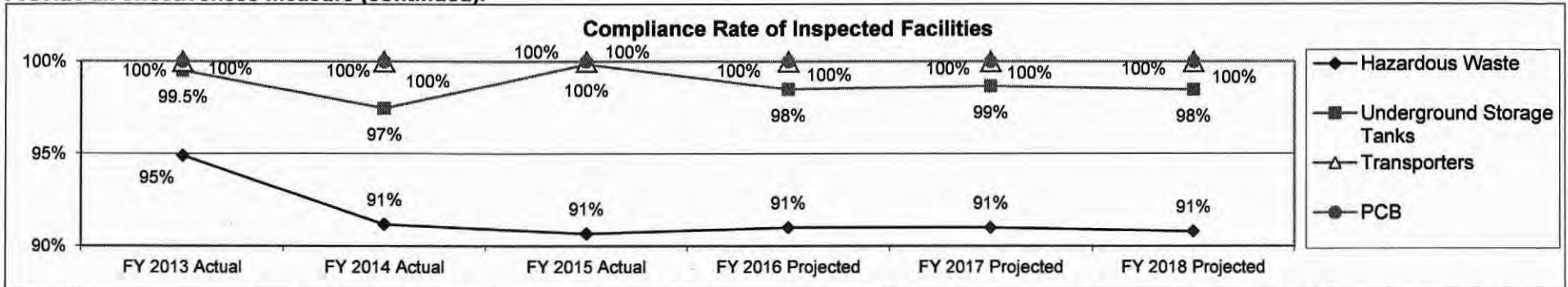
Department of Natural Resources

HB Section(s): 6.225

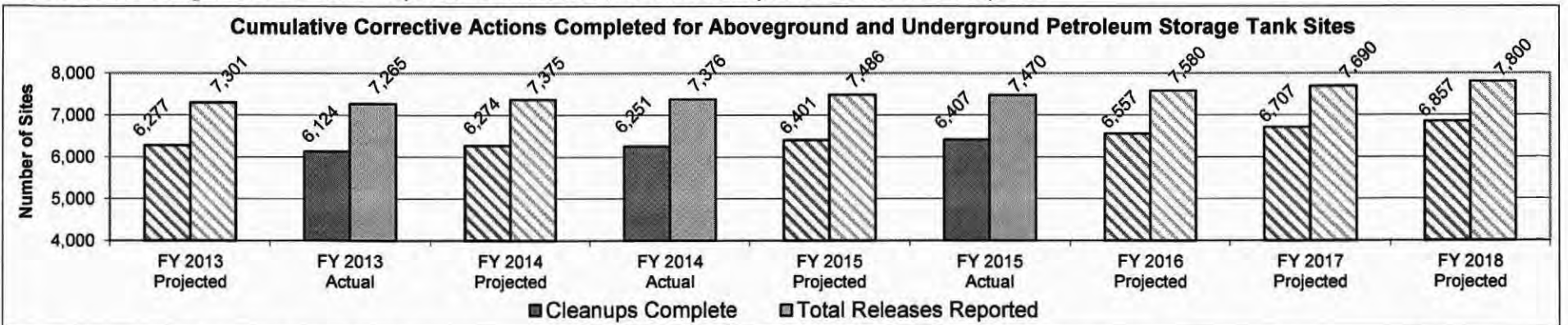
DEQ - Hazardous Waste Program

Program is found in the following core budget(s): Hazardous Waste Program

7a. Provide an effectiveness measure (continued).



All numbers are reviewed and updated as necessary annually. True percentage of inspections not resulting in NOV issuance cannot be determined until all inspection reviews are completed. FY 2015 compliance rates may change when all inspection related activities are completed. Facilities are only reflected as not in compliance if an NOV is issued based on the facility inspection. Please note the transporters have a 100% compliance rate of inspected facilities from FY 2013 Actual through FY 2018 Projected. Violations related to PCB facilities are referred to EPA. Compliance rates at Hazardous Waste facilities have declined as limited resources are being directed to focus inspection efforts at facilities where compliance issues are anticipated.



"Corrective action" includes sites where contamination remains in place with appropriate engineering or institutional controls. Some measures are re-calculated each month for all previous months to reflect items added, deleted, or edited after the end of the previous reporting period. In FY 2015 there was a focused effort to ensure older site cleanups progressed. Updates are captured in FY 2015 reporting totals.

PROGRAM DESCRIPTION

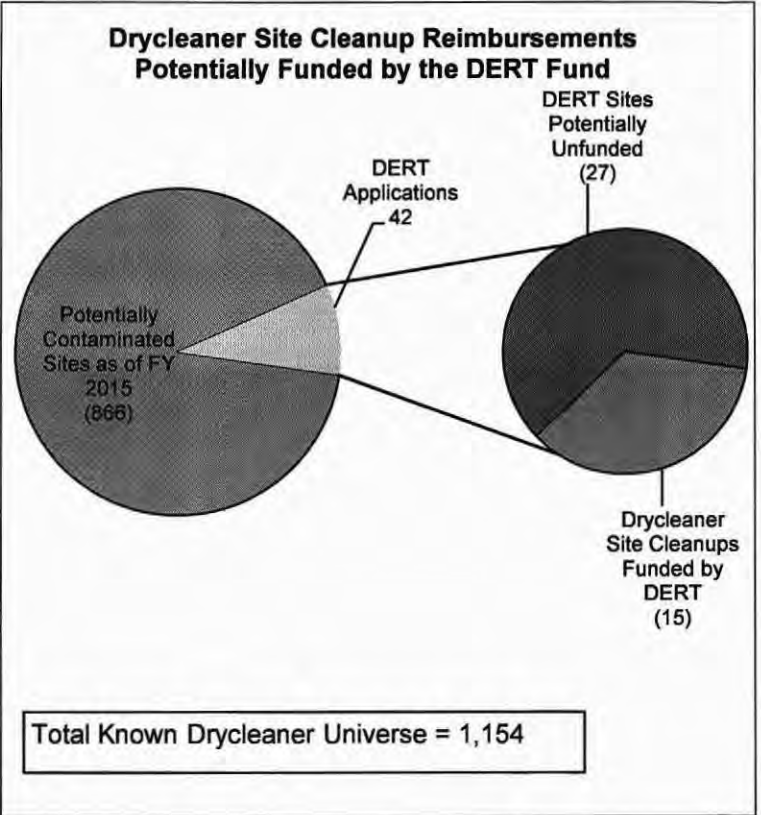
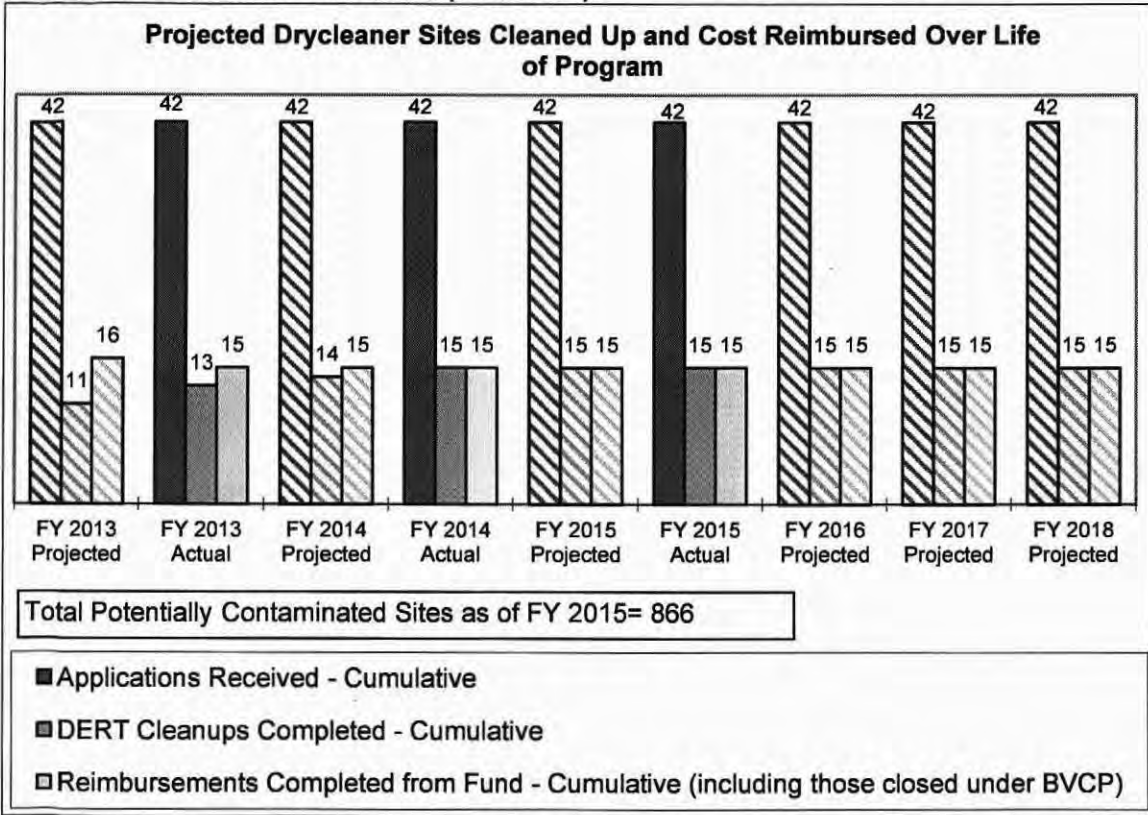
Department of Natural Resources

HB Section(s): 6.225

DEQ - Hazardous Waste Program

Program is found in the following core budget(s): Hazardous Waste Program

7a. Provide an effectiveness measure (continued).



The State Coalition for Remediation of Drycleaners estimates that 75% of drycleaners are potentially contaminated. At the end of FY 2015, the known universe of abandoned and active drycleaners in Missouri was 1,154. Five sites that had been cleaned up through Voluntary Cleanup applied for reimbursement only. Completion of reimbursement lags behind cleanup due to site prioritization and is based on receipt of completed claim requests. Based on claims completed thus far, the total average assessment/cleanup reimbursement per site is \$144,182. Over the life of the fund, we could potentially support reimbursement of cleanup costs for 15 sites. Even if the average cleanup cost per site were to decline over time, the fund cannot support reimbursement of cleanup costs for the estimated 866 potentially contaminated dry cleaning sites in Missouri. Per statute, this program sunsets on August 28, 2017.

PROGRAM DESCRIPTION

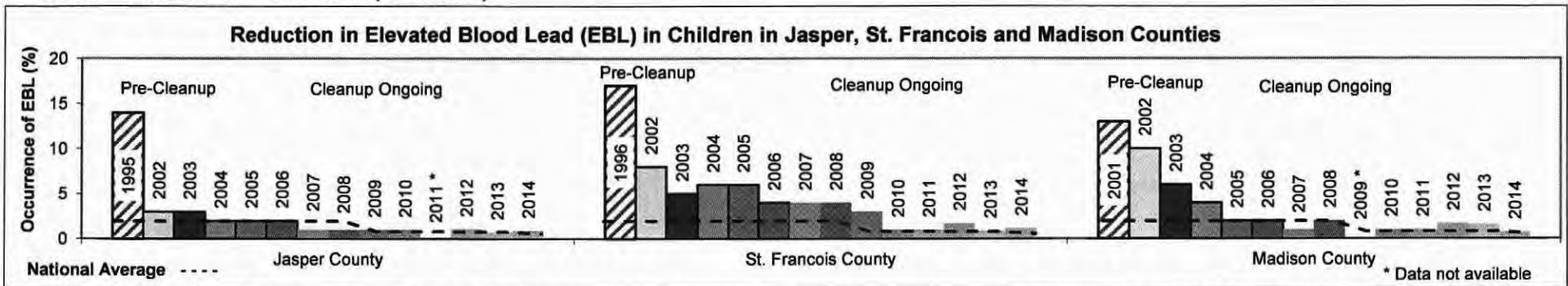
Department of Natural Resources

HB Section(s): 6.225

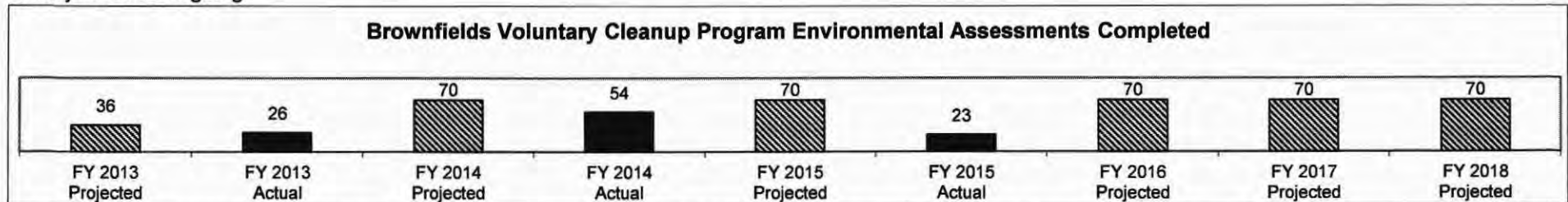
DEQ - Hazardous Waste Program

Program is found in the following core budget(s): Hazardous Waste Program

7a. Provide an effectiveness measure (continued).



Jasper, St. Francois and Madison Counties are located in areas of widespread lead mining, which currently encompass several formerly lead mined Superfund sites. In the early to mid-1990's Department of Health and Senior Services (DHSS) conducted EBL sampling to determine the environmental effect living in and around lead mined areas has on children. County-wide EBL data has been collected by DHSS. The accompanying chart is based on an assumption of direct correlation between the removal of lead from the environment (remediation of Superfund lead site) and the reduction of blood levels in resident populations. Jasper County yard cleanups have been reinitiated due to impacts from recent natural disasters. Cleanups in other areas of Jasper County are also ongoing.



The Brownfields Voluntary Cleanup Program, through federal Brownfields funding, provides resources to local communities to perform environmental assessments on selected sites. Through an application process, sites are selected for a Phase I/Phase II environmental site assessment to be performed by an independent contractor. These assessments provide communities the foundation to begin redevelopment efforts. Records indicate a correlation between the amount of outreach activities conducted and the number of applications received for assessments. For FY 2014 assessment numbers reflect one large application with multiple properties and assessments. FY 2015 includes three extensive and complex single property assessments which reduced the total number of assessments completed. We have refocused outreach activities, as a result we project an increase in assessments completed in FY 2016 through FY 2018.

PROGRAM DESCRIPTION

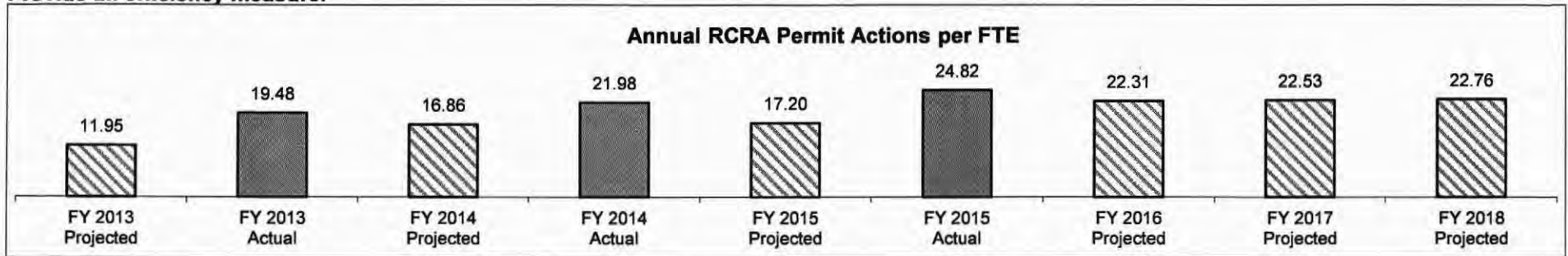
Department of Natural Resources

HB Section(s): 6.225

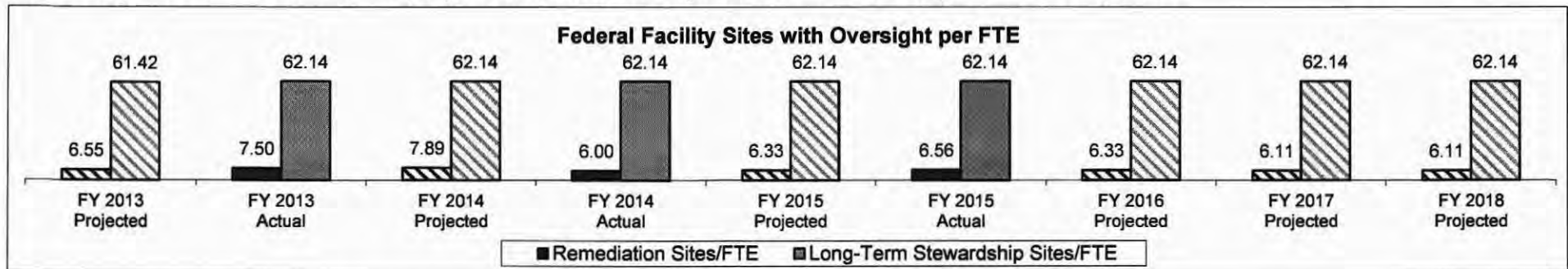
DEQ - Hazardous Waste Program

Program is found in the following core budget(s): Hazardous Waste Program

7b. Provide an efficiency measure.



The department and EPA must carefully review every detail of the permit application submitted by the facility. This technical review almost always requires lengthy technical comments from the permit writer, revisions by the facility and requires public involvement at various stages of the process. As a result, to be protective of human health and the environment, adequate review and revision of an application may take years and requires a great deal of coordination between the department, EPA, and the facility. If approved by both the department and EPA, the permit is good for up to 10 years. For more information on the RCRA permitting process see the department's website at <http://dnr.mo.gov/env/hwp/permits/types.htm>. The FY 2015 actual total shows a continued increase in actions per FTE over previous years. This increase is primarily attributable to on-going efforts to further refine tracking of incoming documents and associated project tasks. Until a longer term trend is established, the noted future projections are based on an average of the past three years coupled with a steady incremental increase of 1% per year relative to the average over the FY 2013 through FY 2015 time period.



The total universe of Federal Facility Sites is 306. The total universe of Federal Facility Sites with Oversight total 285.

PROGRAM DESCRIPTION

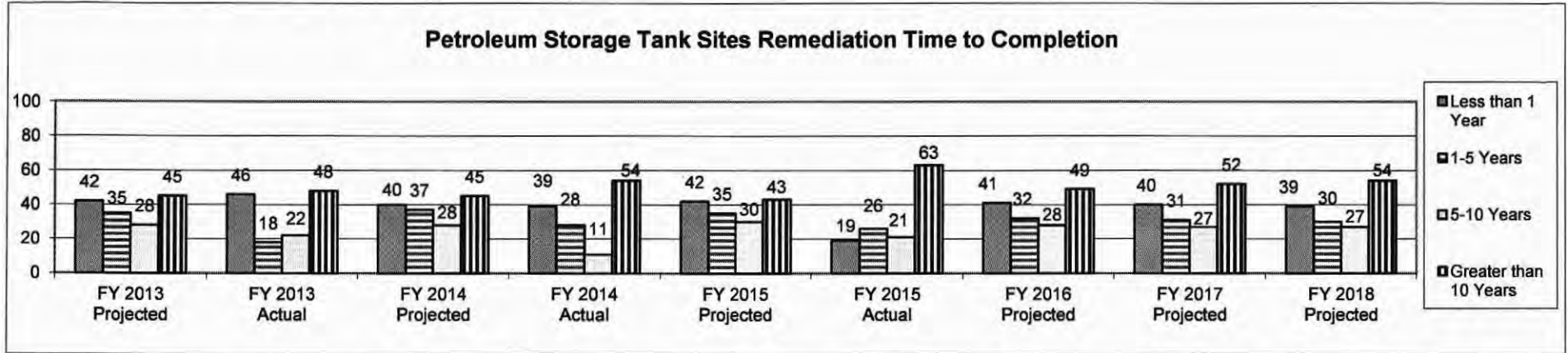
Department of Natural Resources

HB Section(s): 6.225

DEQ - Hazardous Waste Program

Program is found in the following core budget(s): Hazardous Waste Program

7b. Provide an efficiency measure (continued).



The department implemented the risk based corrective action guidance standards in February 2004. The department has been developing the Tanks RBCA guidelines. Working on these guidelines and subsequent regulation development has slowed the final clean up of tank sites seeking a clean or no further action letter. This is a result of a number of factors that include: work to finalize the guidance and regulation documents; educating DNR staff, tank owners and consultants of the best and proper way to work with the Tanks RBCA requirements; and that RBCA takes more effort in the initial stages of the clean up (site characterization and sampling) efforts. The final tanks RBCA rule was implemented in February 2014. In FY 2015 there was a focused effort to ensure older site cleanups progressed.

Average Drycleaner Site Cleanup Cost at End of FY 2015	
	Cost Per Cleanup
Other States	\$216,900
Missouri	\$169,182

There are currently 21 sites enrolled in the fund. Due to the conservativeness of the state's reimbursement structure and standardized cleanup levels implemented by the state's risk based cleanup levels, Missouri's cleanup cost per site is lower than in other states in the State Coalition for Remediation of Drycleaners (based on an August 2007 SCRD paper). The total average cleanup cost for the 11 sites that have received reimbursement under the Missouri program is \$169,182. The average reimbursement excludes the \$25,000 deductible. The average cleanup cost per site for other state dry-cleaning programs is \$216,900. Reimbursements to drycleaners for cleanup costs can span multiple fiscal years.

PROGRAM DESCRIPTION


Department of Natural Resources

HB Section(s): 6.225

DEQ - Hazardous Waste Program

Program is found in the following core budget(s): Hazardous Waste Program

7b. Provide an efficiency measure (continued).



Approximately 23% of Brownfields sites are cleaned up in less than 1 year and 46% of Brownfields sites are cleaned up within 2 years. This chart reflects sites completed from 1995 - 2015 (mid-year).

7c. Provide the number of clients/individuals served (if applicable)

Clients Served represents a known universe of persons and facilities regulated through permits, licenses, registrations and certifications plus sites either being assessed for contamination or sites in cleanup oversight.

Clients Served	FY 2013	FY 2014	FY 2015
Treatment, Storage, and Disposal sites	94	95	95
Resource Recovery sites	28	23	21
Underground Storage Tanks (UST)/Leaking UST Sites	3,530	3,486	3,450
Federal Facility sites	306	306	306
Drycleaner sites	187	152	152
Brownfields Voluntary Cleanup sites	328	318	284
Hazardous Waste Generators	4,664	4,797	4,813
Superfund sites	309	326	333
Totals	9,446	9,503	9,454

PROGRAM DESCRIPTION

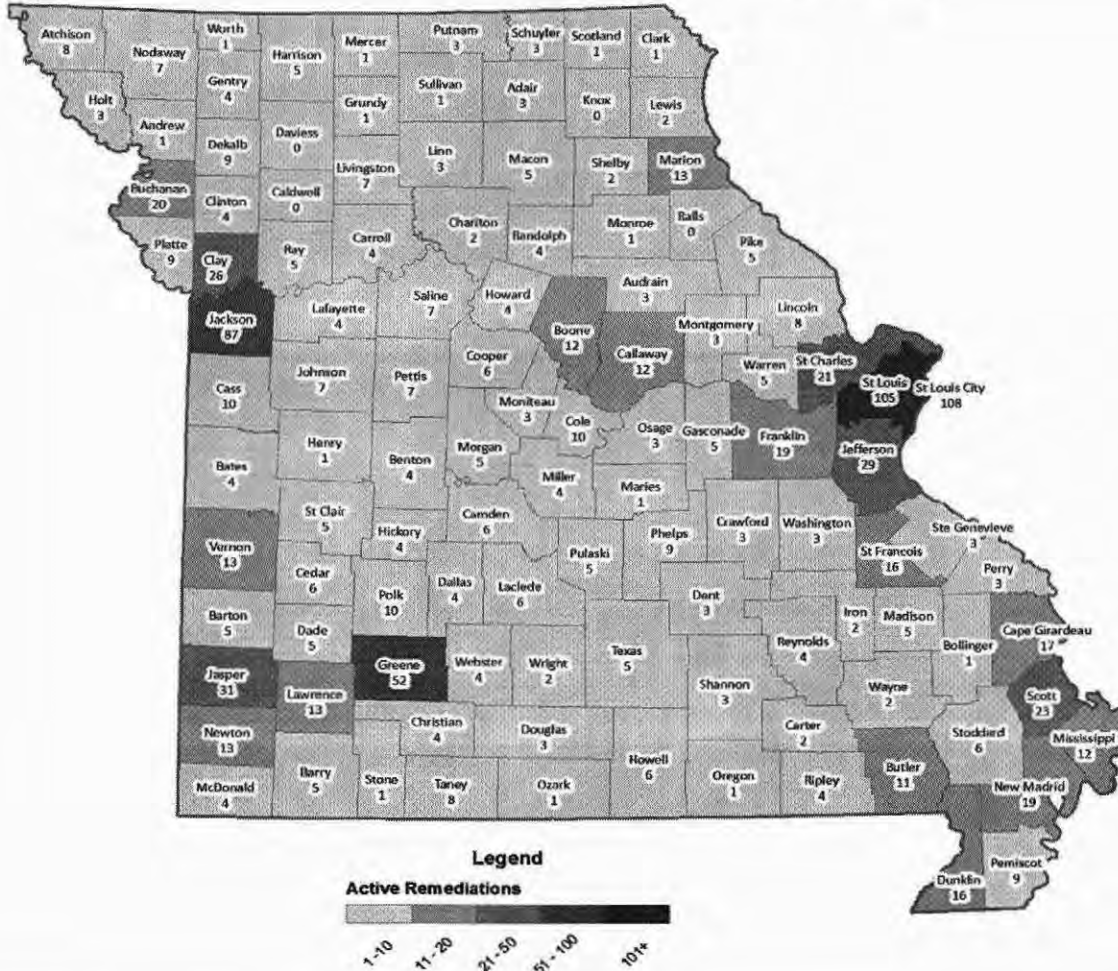
Department of Natural Resources

HB Section(s): 6.225

DEQ - Hazardous Waste Program

Program is found in the following core budget(s): Hazardous Waste Program

7c. Provide the number of clients/individuals served (if applicable)(continued).



This map represents the number of ongoing petroleum storage tank remediations as of June 2015.

Total active facilities with underground storage tanks = 3,450

On-going tank cleanups = 1,059

Total cleanups completed = 6,407

Total Releases Reported = 7,470

PROGRAM DESCRIPTION

Department of Natural Resources

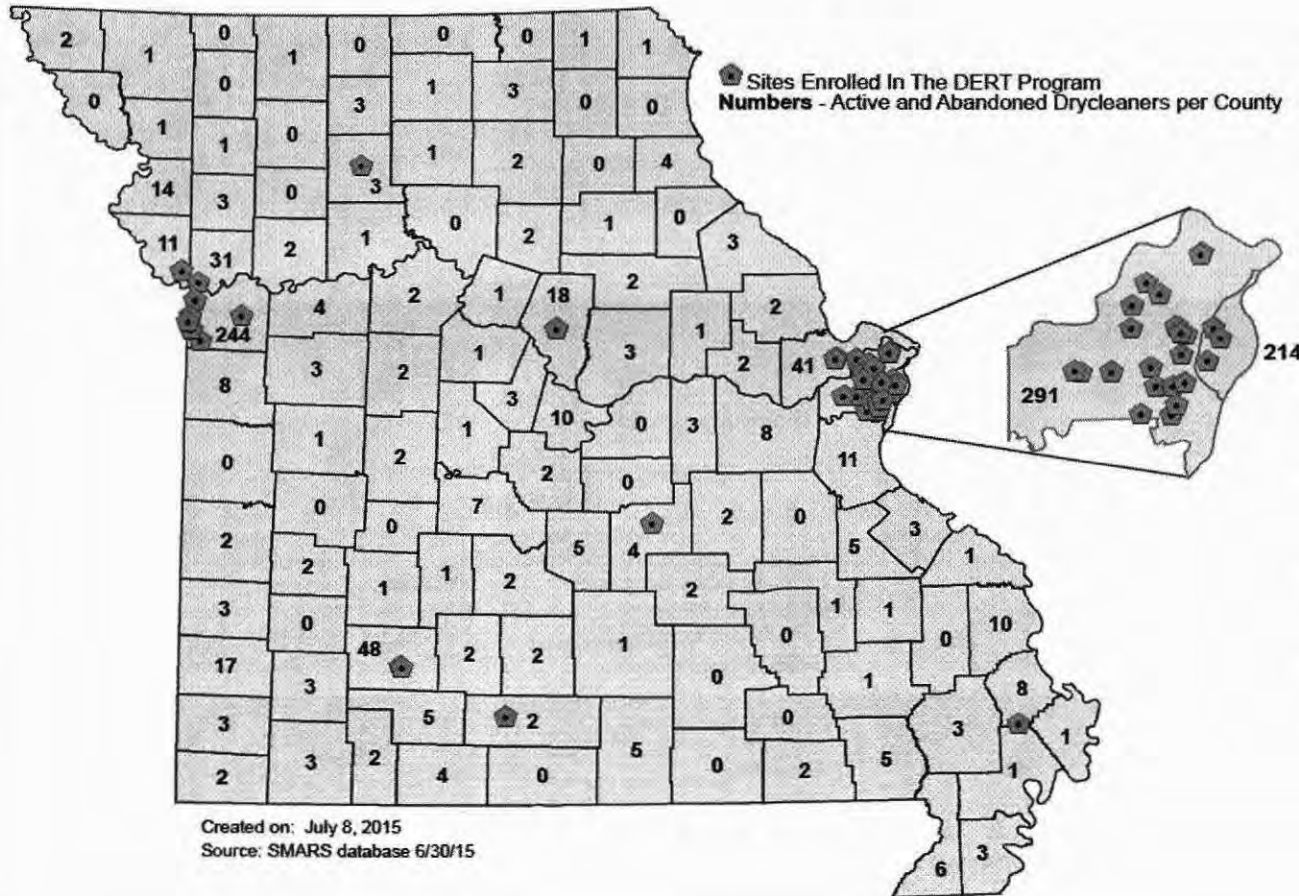
HB Section(s): 6.225

DEQ - Hazardous Waste Program

Program is found in the following core budget(s): Hazardous Waste Program

7c. Provide the number of clients/individuals served (if applicable)(continued).

Drycleaner Sites Accepted into the DERT Program



- 42 applicants accepted into the program
- 21 sites currently enrolled in program:
 - 16 sites undergoing investigation or remediation
 - 5 site listed as idle since investigation or remediation has not begun
 - 5 sites completed under DERT oversight, pending reimbursement
 - 4 sites completed under DERT oversight, no reimbursement required
 - 6 sites completed under DERT oversight, reimbursements completed
 - 5 sites cleaned up under BVCP and reimbursed through DERT program
 - 1 site inactive/terminated by DERT

Created on: July 8, 2015
 Source: SMARS database 6/30/15

PROGRAM DESCRIPTION

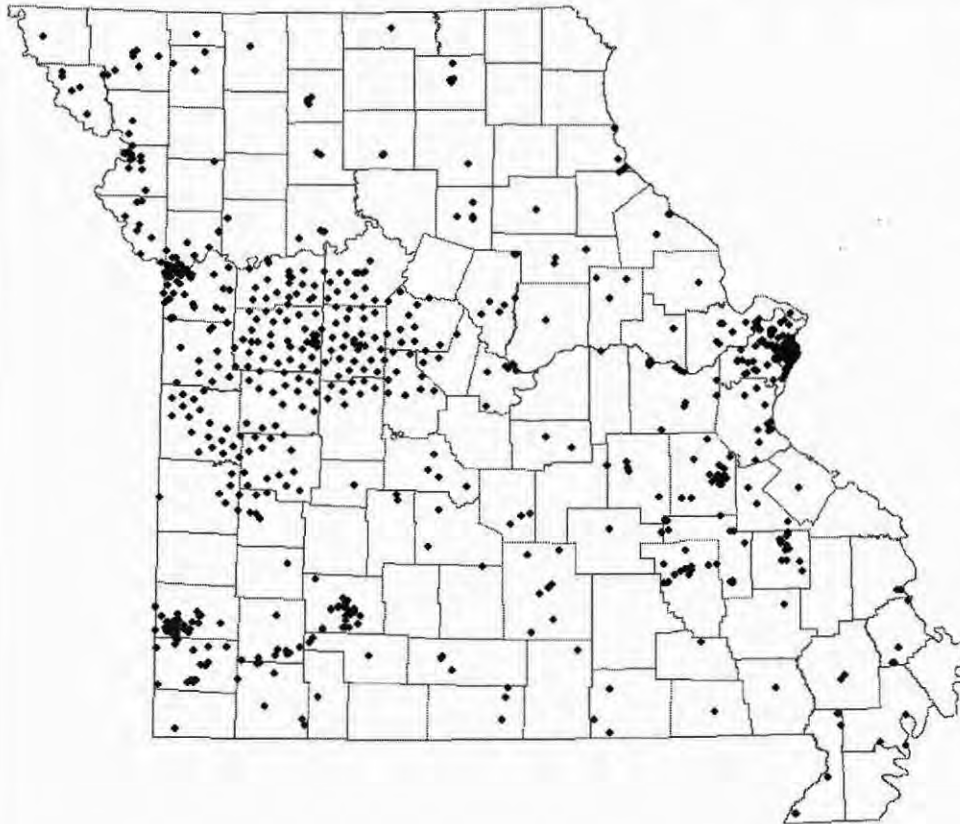
Department of Natural Resources

HB Section(s): 6.225

DEQ - Hazardous Waste Program

Program is found in the following core budget(s): Hazardous Waste Program

7c. Provide the number of clients/individuals served (if applicable)(continued).



Each dot represents one site in Missouri where cleanup is occurring and where the Hazardous Substance PSD appropriation might be used (Superfund, BVCP, and Federal Facilities sites); each site impacts many Missourians.

The Missouri Department of Natural Resources, under a Cooperative Agreement with the U.S. Environmental Protection Agency (EPA), conducts Brownfields Site-Specific Assessments (BSSA) of properties for public entities such as cities, counties and quasi governmental entities, as well as properties owned by not-for-profit organizations across the state. Often, local governments acquire contaminated properties through foreclosure for back taxes, land donations, or may own property they would like to sell for redevelopment purposes.

These entities sometimes have difficulty finding adequate funding to pay for environmental assessments (all appropriate inquiries, Phase I and Phase II Assessments) prior to redevelopment. The Brownfields Site-Specific Assessment program provides funding and technical assistance to help communities in assessing properties. Often, it is the unknown environmental condition of the property that dissuades developers. Brownfields Site-Specific Assessment provides valuable information that can aid in making decisions regarding the future of the property.

The Department works cooperatively with EPA to cleanup contamination at Superfund sites where there are limited responsible parties. The state is obligated to pay for 10% of the EPA total cleanup costs and 100% of on-going operation and maintenance of the remedy at these sites. At present the Department is obligated to pay 10% of the cleanup cost on 12 sites.

7d. Provide a customer satisfaction measure, if available.

Not available

MISSOURI DEPARTMENT OF NATURAL RESOURCES

DECISION ITEM SUMMARY

Budget Unit								
Decision Item	FY 2015	FY 2015	FY 2016	FY 2016	FY 2017	FY 2017	FY 2017	FY 2017
Budget Object Summary	ACTUAL	ACTUAL	BUDGET	BUDGET	DEPT REQ	DEPT REQ	GOV REC	GOV REC
Fund	DOLLAR	FTE	DOLLAR	FTE	DOLLAR	FTE	DOLLAR	FTE
GR TRF TO HAZARDOUS WASTE								
CORE								
FUND TRANSFERS								
GENERAL REVENUE	22,000	0.00	961,176	0.00	961,176	0.00	961,176	0.00
TOTAL - TRF	22,000	0.00	961,176	0.00	961,176	0.00	961,176	0.00
TOTAL	22,000	0.00	961,176	0.00	961,176	0.00	961,176	0.00
GRAND TOTAL	\$22,000	0.00	\$961,176	0.00	\$961,176	0.00	\$961,176	0.00

CORE DECISION ITEM

Department of Natural Resources	Budget Unit 79240C
Division of Environmental Quality	
Superfund Obligations Core GR Transfer	HB Section 6.225

1. CORE FINANCIAL SUMMARY

	FY 2017 Budget Request				FY 2017 Governor's Recommendation			
	GR	Federal	Other	Total	GR	Fed	Other	Total
PS	0	0	0	0	0	0	0	0
EE	0	0	0	0	0	0	0	0
PSD	0	0	0	0	0	0	0	0
TRF	961,176	0	0	961,176	961,176	0	0	961,176
Total	961,176	0	0	961,176	961,176	0	0	961,176
FTE	0.00	0.00	0.00	0.00	0.00	0.00	0.00	0.00

Est. Fringe	0	0	0	0
--------------------	---	---	---	---

Note: Fringes budgeted in House Bill 5 except for certain fringes budgeted directly to MoDOT, Highway Patrol, and Conservation.

Est. Fringe	0	0	0	0
--------------------	---	---	---	---

Note: Fringes budgeted in House Bill 5 except for certain fringes budgeted directly to MoDOT, Highway Patrol, and Conservation.

Other Funds: Not applicable

2. CORE DESCRIPTION

The department's Superfund program assesses contaminated sites and oversees the clean-up of contamination at sites subject to Federal Superfund Law and other applicable laws. Superfund obligations represent the state's share of costs for clean-ups or remedial action currently underway or already completed in Missouri. These are clean-ups where the party responsible for the contamination is either unknown, uncooperative, or insolvent. Under these circumstances, the U.S. Environmental Protection Agency (EPA) uses federal Superfund dollars to pay for the clean-up as long as: 1) the state agrees to pay 10% of the total clean-up costs, and 2) the state funds and performs 100% of future operation and maintenance (O&M) for the expected life of remedial actions where contamination is contained in place or remedial action systems must be operated, monitored, and maintained for a period of time to achieve cleanup objectives. The state concurs with the EPA decision on the site and commits to pay 10% of remedial action costs and 100% of O&M through Superfund State Contracts.

CORE DECISION ITEM

Department of Natural Resources	Budget Unit 79240C
Division of Environmental Quality	
Superfund Obligations Core GR Transfer	HB Section 6.225

2. CORE DESCRIPTION (continued)

In 2004, a Legislative Interim Committee examined the funding shortfalls of the Hazardous Waste Program and concluded it was unfair to ask presently-operating hazardous waste generators to pay the state share of Superfund cleanups. Senate Bill 225 passed during the 2005 legislative session directs that "...the department shall request an annual appropriation of general revenue equal to any state match obligation to the U.S. Environmental Protection Agency for cleanup performed pursuant to the authority of the Comprehensive Environmental Response, Compensation and Liability Act of 1980 (CERCLA)." (RSMo 260.391.7). EPA-funded remedial actions may entail containing contamination in place or remedial action systems requiring operation, monitoring, and maintenance for a period of time after the EPA-funded remedial action is constructed and before remedial action objectives are achieved. This core General Revenue transfer request meets this obligation.

The EPA sent letters to the department outlining the current balance of the 10% cost-share obligations for current EPA remedial action expenditures for two Superfund sites, Riverfront and Southwest Jefferson County, based on federal expenditures at these sites through December 31, 2014. The state has also begun a project (West Ken Coal) that utilizes in-kind activities that will be counted as match to current and future EPA expenditures for the Jasper County Operable Unit (OU) 1 site. In addition, the state is required to perform and fund O&M activities for sites where remedial actions have been completed and on-going oversight is required by the site-specific Superfund State Contract. The General Revenue transfer request will be used for (rounded to the nearest dollar):

Riverfront OU4	\$ 4,226
Southwest Jefferson Co. OU1, OU2 & OU3	\$ 296,947
Jasper Co. OU1	\$ 622,248 *
Operation & Maintenance	\$ 37,755 ** (for Times Beach; Jasper Co. OU2; Bee Cee; Annapolis; Quality Plating; and Riverfront)
Total GR Transfer Request	\$ 961,176

*The overall anticipated final match obligation based on the current Superfund State Contract for the Jasper County OU1 site is \$18,800,000. To date, the EPA has credited the state for \$2,547,662 in state cost share payments. The General Assembly approved GR transfers for the West Ken Coal project in the FY 2014 and FY 2016 budgets to be used as match for the Jasper County OU1 obligation. The amount requested for FY 2017 will also be used for the in-kind project.

**State-funded O&M at EPA-funded remedial action sites may entail such tasks as conducting at least annual inspections and monitoring of groundwater and/or other environmental media; repair, maintenance, or replacement of engineered structures or mechanical systems such as earthen caps or groundwater pump and treat systems; maintenance and compliance activities related to institutional controls governing property uses; and other routine activities such as interagency coordination, site visits and technical meetings, and participation in five-year reviews of remedial actions. The amount of funding needed for O&M at any given site depends on the anticipated O&M activities, the complexity of the remedial action system, and the extent of potential failure of any components of the remedial actions.

CORE DECISION ITEM

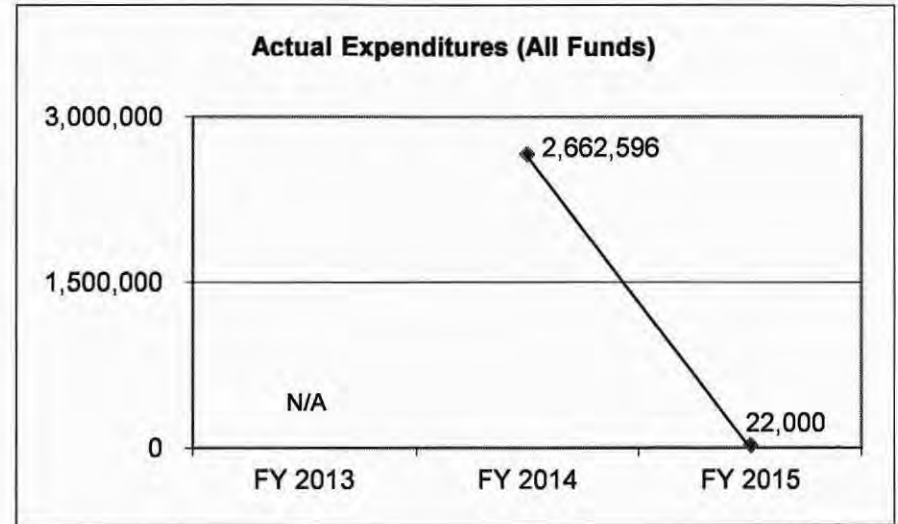
Department of Natural Resources	Budget Unit 79240C
Division of Environmental Quality	
Superfund Obligations Core GR Transfer	HB Section 6.225

3. PROGRAM LISTING (list programs included in this core funding)

Superfund Obligations

4. FINANCIAL HISTORY

	FY 2013 Actual	FY 2014 Actual	FY 2015 Actual	FY 2016 Current Yr.
Appropriation (All Funds)	N/A	2,744,944	22,000	961,176
Less Reverted (All Funds)	N/A	(82,348)	0	N/A
Less Restricted (All Funds)	N/A	0	0	N/A
Budget Authority (All Funds)	N/A	2,662,596	22,000	N/A
Actual Expenditures (All Funds)	N/A	2,662,596	22,000	N/A
Unexpended (All Funds)	N/A	0	0	N/A
Unexpended, by Fund:				
General Revenue	N/A	0	0	N/A
Federal	N/A	0	0	N/A
Other	N/A	0	0	N/A



Reverted includes the statutory three-percent reserve amount (when applicable).

Restricted includes any Governor's Expenditure Restrictions which remained at the end of the fiscal year (when applicable).

Actual expenditures for all fiscal years are as of June 30 and do not include lapse period activities.

CORE RECONCILIATION DETAIL

DEPARTMENT OF NATURAL RESOURCES
GR TRF TO HAZARDOUS WASTE

5. CORE RECONCILIATION DETAIL

	Budget Class	FTE	GR	Federal	Other	Total	Explanation
TAFP AFTER VETOES	TRF	0.00	961,176	0	0	961,176	
	Total	0.00	961,176	0	0	961,176	
DEPARTMENT CORE REQUEST	TRF	0.00	961,176	0	0	961,176	
	Total	0.00	961,176	0	0	961,176	
GOVERNOR'S RECOMMENDED CORE	TRF	0.00	961,176	0	0	961,176	
	Total	0.00	961,176	0	0	961,176	

MISSOURI DEPARTMENT OF NATURAL RESOURCES

DECISION ITEM DETAIL

Budget Unit	FY 2015	FY 2015	FY 2016	FY 2016	FY 2017	FY 2017	FY 2017	FY 2017
Decision Item	ACTUAL	ACTUAL	BUDGET	BUDGET	DEPT REQ	DEPT REQ	GOV REC	GOV REC
Budget Object Class	DOLLAR	FTE	DOLLAR	FTE	DOLLAR	FTE	DOLLAR	FTE
GR TRF TO HAZARDOUS WASTE								
CORE								
TRANSFERS OUT	22,000	0.00	961,176	0.00	961,176	0.00	961,176	0.00
TOTAL - TRF	22,000	0.00	961,176	0.00	961,176	0.00	961,176	0.00
GRAND TOTAL	\$22,000	0.00	\$961,176	0.00	\$961,176	0.00	\$961,176	0.00
GENERAL REVENUE	\$22,000	0.00	\$961,176	0.00	\$961,176	0.00	\$961,176	0.00
FEDERAL FUNDS	\$0	0.00	\$0	0.00	\$0	0.00	\$0	0.00
OTHER FUNDS	\$0	0.00	\$0	0.00	\$0	0.00	\$0	0.00

MISSOURI DEPARTMENT OF NATURAL RESOURCES

DECISION ITEM SUMMARY

Budget Unit								
Decision Item	FY 2015	FY 2015	FY 2016	FY 2016	FY 2017	FY 2017	FY 2017	FY 2017
Budget Object Summary	ACTUAL	ACTUAL	BUDGET	BUDGET	DEPT REQ	DEPT REQ	GOV REC	GOV REC
Fund	DOLLAR	FTE	DOLLAR	FTE	DOLLAR	FTE	DOLLAR	FTE
PETROLEUM RELATED ACTIVITIES								
CORE								
PERSONAL SERVICES								
PETROLEUM STORAGE TANK INS	660,859	15.82	711,006	16.20	711,006	16.20	711,006	16.20
TOTAL - PS	660,859	15.82	711,006	16.20	711,006	16.20	711,006	16.20
EXPENSE & EQUIPMENT								
PETROLEUM STORAGE TANK INS	68,352	0.00	68,354	0.00	68,354	0.00	68,354	0.00
TOTAL - EE	68,352	0.00	68,354	0.00	68,354	0.00	68,354	0.00
TOTAL	729,211	15.82	779,360	16.20	779,360	16.20	779,360	16.20
Pay Plan - 0000012								
PERSONAL SERVICES								
PETROLEUM STORAGE TANK INS	0	0.00	0	0.00	0	0.00	14,220	0.00
TOTAL - PS	0	0.00	0	0.00	0	0.00	14,220	0.00
TOTAL	0	0.00	0	0.00	0	0.00	14,220	0.00
GRAND TOTAL	\$729,211	15.82	\$779,360	16.20	\$779,360	16.20	\$793,580	16.20

CORE DECISION ITEM

Department of Natural Resources	Budget Unit <u>78116C</u>
Agency Wide Operations	
Agency Wide Operations - Petroleum Related Activities	HB Section <u>6.230</u>

1. CORE FINANCIAL SUMMARY

	FY 2017 Budget Request				FY 2017 Governor's Recommendation				
	GR	Federal	Other	Total	GR	Fed	Other	Total	
PS	0	0	711,006	711,006	PS	0	0	711,006	711,006
EE	0	0	68,354	68,354	EE	0	0	68,354	68,354
PSD	0	0	0	0	PSD	0	0	0	0
Total	0	0	779,360	779,360	Total	0	0	779,360	779,360
FTE	0.00	0.00	16.20	16.20	FTE	0.00	0.00	16.20	16.20
Est. Fringe	0	0	338,368	338,368	Est. Fringe	0	0	338,368	338,368

Note: Fringes budgeted in House Bill 5 except for certain fringes budgeted directly to MoDOT, Highway Patrol, and Conservation.

Note: Fringes budgeted in House Bill 5 except for certain fringes budgeted directly to MoDOT, Highway Patrol, and Conservation.

Other Funds: Petroleum Storage Tank Insurance Fund (0585)

2. CORE DESCRIPTION

The goal of the department's Underground Storage Tank (UST) efforts is to protect human health and the environment through the regulation of underground storage tank systems. This mission is accomplished by registering USTs, implementing a tank inspection program including the oversight of contract inspections, ensuring compliance with state and federal UST laws, overseeing the investigation and risk based cleanup of contamination from leaking tanks, and overseeing the closure of out of use tanks. In many situations, the risk based cleanup of underground storage tank sites is key to the transfer, sale, or reuse of the property, thereby promoting economic stimulus and sustainable communities.

3. PROGRAM LISTING (list programs included in this core funding)

Petroleum Related Activities

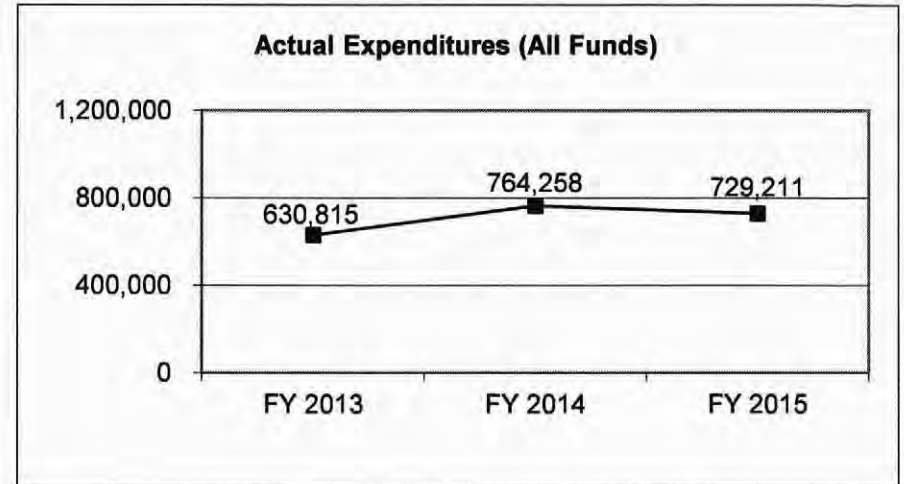
CORE DECISION ITEM

Department of Natural Resources
Agency Wide Operations
Agency Wide Operations - Petroleum Related Activities

Budget Unit 78116C
HB Section 6.230

4. FINANCIAL HISTORY

	FY 2013 Actual	FY 2014 Actual	FY 2015 Actual	FY 2016 Current Yr.
Appropriation (All Funds)	658,839	768,272	775,549	779,360
Less Reverted (All Funds)	0	0	0	N/A
Less Restricted (All Funds)	0	0	0	N/A
Budget Authority (All Funds)	658,839	768,272	775,549	N/A
Actual Expenditures (All Funds)	630,815	764,258	729,211	N/A
Unexpended (All Funds)	28,024	4,014	46,338	N/A
Unexpended, by Fund:				
General Revenue	0	0	0	N/A
Federal	0	0	0	N/A
Other	28,024	4,014	46,338	N/A



Reverted includes the statutory three-percent reserve amount (when applicable).

Restricted includes any Governor's Expenditure Restrictions which remained at the end of the fiscal year (when applicable).

Actual expenditures for all fiscal years are as of June 30 and do not include lapse period activities.

CORE RECONCILIATION DETAIL

**DEPARTMENT OF NATURAL RESOURCES
PETROLEUM RELATED ACTIVITIES**

5. CORE RECONCILIATION DETAIL

	Budget Class	FTE	GR	Federal	Other	Total	Explanation
TAFP AFTER VETOES							
	PS	16.20	0	0	711,006	711,006	
	EE	0.00	0	0	68,354	68,354	
	Total	16.20	0	0	779,360	779,360	
DEPARTMENT CORE REQUEST							
	PS	16.20	0	0	711,006	711,006	
	EE	0.00	0	0	68,354	68,354	
	Total	16.20	0	0	779,360	779,360	
GOVERNOR'S RECOMMENDED CORE							
	PS	16.20	0	0	711,006	711,006	
	EE	0.00	0	0	68,354	68,354	
	Total	16.20	0	0	779,360	779,360	

MISSOURI DEPARTMENT OF NATURAL RESOURCES

DECISION ITEM DETAIL

Budget Unit	FY 2015	FY 2015	FY 2016	FY 2016	FY 2017	FY 2017	FY 2017	FY 2017
Decision Item	ACTUAL	ACTUAL	BUDGET	BUDGET	DEPT REQ	DEPT REQ	GOV REC	GOV REC
Budget Object Class	DOLLAR	FTE	DOLLAR	FTE	DOLLAR	FTE	DOLLAR	FTE
PETROLEUM RELATED ACTIVITIES								
CORE								
ADMIN OFFICE SUPPORT ASSISTANT	20,549	0.73	0	0.00	0	0.00	0	0.00
OFFICE SUPPORT ASST (KEYBRD)	27,655	1.21	0	0.00	0	0.00	0	0.00
SR OFC SUPPORT ASST (KEYBRD)	22,486	0.83	0	0.00	0	0.00	0	0.00
MANAGEMENT ANALYSIS SPEC II	23,971	0.56	0	0.00	0	0.00	0	0.00
PLANNER II	5,308	0.13	0	0.00	0	0.00	0	0.00
PLANNER III	7,334	0.15	0	0.00	0	0.00	0	0.00
ENVIRONMENTAL SPEC I	3,048	0.10	0	0.00	0	0.00	0	0.00
ENVIRONMENTAL SPEC II	10,681	0.30	0	0.00	0	0.00	0	0.00
ENVIRONMENTAL SPEC III	249,678	6.03	711,006	16.20	711,006	16.20	711,006	16.20
ENVIRONMENTAL SPEC IV	44,176	0.94	0	0.00	0	0.00	0	0.00
ENVIRONMENTAL ENGR II	20,460	0.42	0	0.00	0	0.00	0	0.00
ENVIRONMENTAL ENGR III	23,800	0.43	0	0.00	0	0.00	0	0.00
ENVIRONMENTAL SCIENTIST	12,342	0.22	0	0.00	0	0.00	0	0.00
ENVIRONMENTAL SUPERVISOR	24,140	0.47	0	0.00	0	0.00	0	0.00
TECHNICAL ASSISTANT III	600	0.02	0	0.00	0	0.00	0	0.00
TECHNICAL ASSISTANT IV	17,010	0.47	0	0.00	0	0.00	0	0.00
GEOLOGIST II	36,519	0.88	0	0.00	0	0.00	0	0.00
GEOLOGIST III	3,528	0.07	0	0.00	0	0.00	0	0.00
GEOLOGIST IV	19,372	0.36	0	0.00	0	0.00	0	0.00
ENVIRONMENTAL MGR B2	49,751	0.85	0	0.00	0	0.00	0	0.00
FISCAL & ADMINISTRATIVE MGR B2	33,762	0.58	0	0.00	0	0.00	0	0.00
STAFF DIRECTOR	3,653	0.05	0	0.00	0	0.00	0	0.00
MISCELLANEOUS PROFESSIONAL	1,035	0.02	0	0.00	0	0.00	0	0.00
EXECUTIVE DIRECTOR	1	0.00	0	0.00	0	0.00	0	0.00
TOTAL - PS	660,859	15.82	711,006	16.20	711,006	16.20	711,006	16.20
TRAVEL, IN-STATE	22,192	0.00	19,555	0.00	19,555	0.00	19,555	0.00
TRAVEL, OUT-OF-STATE	214	0.00	242	0.00	242	0.00	242	0.00
SUPPLIES	18,391	0.00	15,671	0.00	15,671	0.00	15,671	0.00
PROFESSIONAL DEVELOPMENT	7,785	0.00	7,932	0.00	7,932	0.00	7,932	0.00
COMMUNICATION SERV & SUPP	5,746	0.00	5,749	0.00	5,749	0.00	5,749	0.00
PROFESSIONAL SERVICES	9,586	0.00	13,500	0.00	13,500	0.00	13,500	0.00
HOUSEKEEPING & JANITORIAL SERV	0	0.00	50	0.00	50	0.00	50	0.00

MISSOURI DEPARTMENT OF NATURAL RESOURCES

DECISION ITEM DETAIL

Budget Unit	FY 2015	FY 2015	FY 2016	FY 2016	FY 2017	FY 2017	FY 2017	FY 2017
Decision Item	ACTUAL	ACTUAL	BUDGET	BUDGET	DEPT REQ	DEPT REQ	GOV REC	GOV REC
Budget Object Class	DOLLAR	FTE	DOLLAR	FTE	DOLLAR	FTE	DOLLAR	FTE
PETROLEUM RELATED ACTIVITIES								
CORE								
M&R SERVICES	400	0.00	1,353	0.00	1,353	0.00	1,353	0.00
MOTORIZED EQUIPMENT	0	0.00	50	0.00	50	0.00	50	0.00
OFFICE EQUIPMENT	3,195	0.00	170	0.00	170	0.00	170	0.00
OTHER EQUIPMENT	810	0.00	3,818	0.00	3,818	0.00	3,818	0.00
PROPERTY & IMPROVEMENTS	0	0.00	50	0.00	50	0.00	50	0.00
BUILDING LEASE PAYMENTS	0	0.00	50	0.00	50	0.00	50	0.00
EQUIPMENT RENTALS & LEASES	22	0.00	88	0.00	88	0.00	88	0.00
MISCELLANEOUS EXPENSES	11	0.00	76	0.00	76	0.00	76	0.00
TOTAL - EE	68,352	0.00	68,354	0.00	68,354	0.00	68,354	0.00
GRAND TOTAL	\$729,211	15.82	\$779,360	16.20	\$779,360	16.20	\$779,360	16.20
GENERAL REVENUE	\$0	0.00	\$0	0.00	\$0	0.00	\$0	0.00
FEDERAL FUNDS	\$0	0.00	\$0	0.00	\$0	0.00	\$0	0.00
OTHER FUNDS	\$729,211	15.82	\$779,360	16.20	\$779,360	16.20	\$779,360	16.20

PROGRAM DESCRIPTION

Department of Natural Resources

HB Section(s): 6.230

AWO - Petroleum Related Activities

Agency Wide Operations - Petroleum Related Activities

1. What does this program do?

The department regulates 3,450 underground storage tank (UST) facilities to reduce the incidents of releases and to ensure detection of releases that do occur. Requiring a financial responsibility instrument assures that funds will be available to perform remediation activities if a tank owner has a leak or spill. The department oversees the registration, inspection and closure of UST systems and the reporting, investigation and risk based cleanup of releases from USTs and aboveground storage tanks (ASTs). In addition, data is captured and managed regarding UST sites.

2. What is the authorization for this program, i.e., federal or state statute, etc.? (Include the federal program number, if applicable.)

40 CFR Part 281	Underground Storage Tank (UST) Program
RSMo 319.100 through 319.139	Petroleum Storage Tanks


3. Are there federal matching requirements? If yes, please explain.

No

4. Is this a federally mandated program? If yes, please explain.

The state has authority under 40 CFR Part 281 and has received approval from EPA to run the UST Program.

5. Provide actual expenditures for the prior three fiscal years and planned expenditures for the current fiscal year.



Actual expenditures for all fiscal years are as of June 30 and do not include lapse period activities. FY 2016 Planned is shown at full appropriation level.

6. What are the sources of the "Other" funds?

Petroleum Storage Tank Insurance Fund (0585)

PROGRAM DESCRIPTION

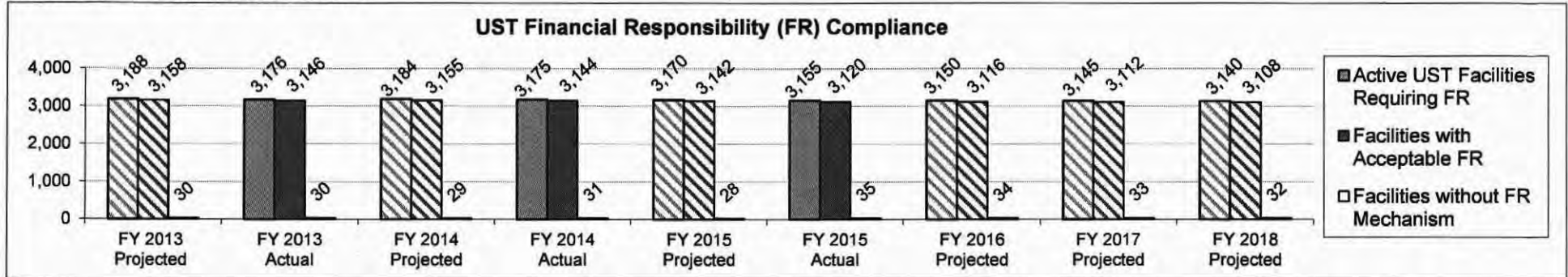
Department of Natural Resources

HB Section(s): 6.230

AWO - Petroleum Related Activities

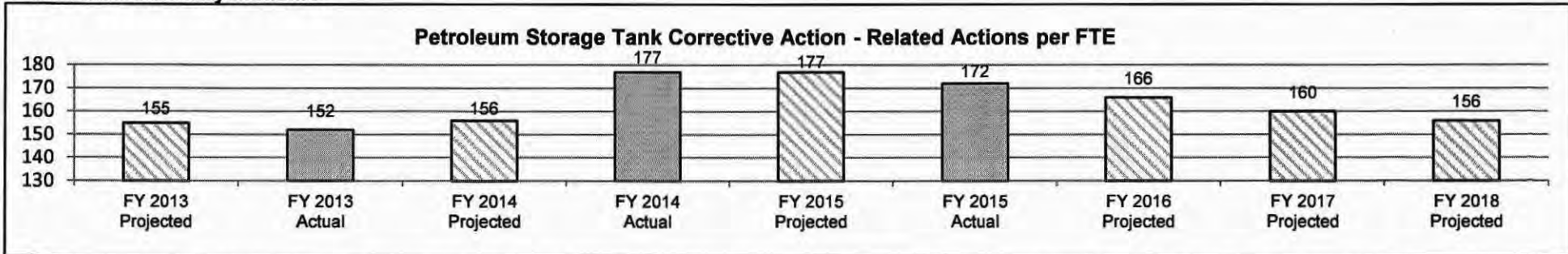
Agency Wide Operations - Petroleum Related Activities

7a. Provide an effectiveness measure.



The financial responsibility (FR) requirement is a vital component of state regulations which assures that money will be available for cleanup if a UST leak occurs. Financial responsibility is required for all regulated tanks currently in use. One owner may own several facilities; financial responsibility is required for each facility with active tanks. A gradual decline in the number of active UST facilities has been occurring since FY 2009. As long as the economy remains stable the number of facilities is projected to remain relatively constant.

7b. Provide an efficiency measure.



The department is responsible for implementation of timely investigation and corrective action of petroleum releases once discovered and confirmed. Efforts by the department to protect human health and the environment require various activities and the collection of specific data sets. Data is required on the nature and estimated quantity of released product, surrounding populations, wells, sewers and soil conditions. The department continues to review documentation on a timely basis to ensure corrective action goals have been established and a proper corrective action plan is in place when needed. The department was able to emphasize this area in FY 2014 and FY 2015 to address an additional number of reviews.

PROGRAM DESCRIPTION

HB Section(s): 6.230

Department of Natural Resources

AWO - Petroleum Related Activities

Agency Wide Operations - Petroleum Related Activities

7c. Provide the number of clients/individuals served, if applicable.

Underground Storage Tank (UST) Facilities

FY 2013	FY 2014	FY 2015
3,530	3,486	3,450

This map represents, by county, the number of active facilities with underground petroleum storage tanks through June 2015.

Total active facilities = 3,450

Active facilities are sites that are either currently in use, or out of use tanks, or a combination of both.



7d. Provide a customer satisfaction measure, if available.

Not available

This page was intentionally left blank.

MISSOURI DEPARTMENT OF NATURAL RESOURCES

DECISION ITEM SUMMARY

Budget Unit								
Decision Item	FY 2015	FY 2015	FY 2016	FY 2016	FY 2017	FY 2017	FY 2017	FY 2017
Budget Object Summary	ACTUAL	ACTUAL	BUDGET	BUDGET	DEPT REQ	DEPT REQ	GOV REC	GOV REC
Fund	DOLLAR	FTE	DOLLAR	FTE	DOLLAR	FTE	DOLLAR	FTE
SOLID WASTE MGMT PROGRAM								
CORE								
PERSONAL SERVICES								
SOLID WASTE MGMT-SCRAP TIRE	256,612	6.09	273,366	6.00	273,366	6.00	273,366	6.00
SOLID WASTE MANAGEMENT	1,242,849	26.63	1,503,304	32.00	1,503,304	32.00	1,503,304	32.00
TOTAL - PS	1,499,461	32.72	1,776,670	38.00	1,776,670	38.00	1,776,670	38.00
EXPENSE & EQUIPMENT								
DEPT NATURAL RESOURCES								
SOLID WASTE MGMT-SCRAP TIRE	0	0.00	200	0.00	200	0.00	200	0.00
SOLID WASTE MANAGEMENT	6,941	0.00	67,001	0.00	67,001	0.00	67,001	0.00
TOTAL - EE	171,641	0.00	472,853	0.00	472,853	0.00	472,853	0.00
TOTAL	1,678,043	32.72	2,316,724	38.00	2,316,724	38.00	2,316,724	38.00
Pay Plan - 0000012								
PERSONAL SERVICES								
SOLID WASTE MGMT-SCRAP TIRE	0	0.00	0	0.00	0	0.00	5,466	0.00
SOLID WASTE MANAGEMENT	0	0.00	0	0.00	0	0.00	30,066	0.00
TOTAL - PS	0	0.00	0	0.00	0	0.00	35,532	0.00
TOTAL	0	0.00	0	0.00	0	0.00	35,532	0.00
GRAND TOTAL	\$1,678,043	32.72	\$2,316,724	38.00	\$2,316,724	38.00	\$2,352,256	38.00

MISSOURI DEPARTMENT OF NATURAL RESOURCES

DECISION ITEM SUMMARY

Budget Unit								
Decision Item	FY 2015	FY 2015	FY 2016	FY 2016	FY 2017	FY 2017	FY 2017	FY 2017
Budget Object Summary	ACTUAL	ACTUAL	BUDGET	BUDGET	DEPT REQ	DEPT REQ	GOV REC	GOV REC
Fund	DOLLAR	FTE	DOLLAR	FTE	DOLLAR	FTE	DOLLAR	FTE
SOLID WASTE MANAGEMENT PSDs								
CORE								
EXPENSE & EQUIPMENT								
SOLID WASTE MGMT-SCRAP TIRE	627,548	0.00	2,500,000	0.00	2,500,000	0.00	2,500,000	0.00
SOLID WASTE MANAGEMENT	145,331	0.00	49,714	0.00	49,714	0.00	49,714	0.00
TOTAL - EE	772,879	0.00	2,549,714	0.00	2,549,714	0.00	2,549,714	0.00
PROGRAM-SPECIFIC								
SOLID WASTE MGMT-SCRAP TIRE	424,746	0.00	500,000	0.00	500,000	0.00	500,000	0.00
SOLID WASTE MANAGEMENT	7,853,424	0.00	16,449,106	0.00	16,449,106	0.00	16,449,106	0.00
TOTAL - PD	8,278,170	0.00	16,949,106	0.00	16,949,106	0.00	16,949,106	0.00
TOTAL	9,051,049	0.00	19,498,820	0.00	19,498,820	0.00	19,498,820	0.00
GRAND TOTAL	\$9,051,049	0.00	\$19,498,820	0.00	\$19,498,820	0.00	\$19,498,820	0.00

MISSOURI DEPARTMENT OF NATURAL RESOURCES

DECISION ITEM SUMMARY

Budget Unit								
Decision Item	FY 2015	FY 2015	FY 2016	FY 2016	FY 2017	FY 2017	FY 2017	FY 2017
Budget Object Summary	ACTUAL	ACTUAL	BUDGET	BUDGET	DEPT REQ	DEPT REQ	GOV REC	GOV REC
Fund	DOLLAR	FTE	DOLLAR	FTE	DOLLAR	FTE	DOLLAR	FTE
SOLID WASTE FORFEITURES								
CORE								
PERSONAL SERVICES								
GENERAL REVENUE	0	0.00	927	0.00	927	0.00	927	0.00
POST-CLOSURE	0	0.00	100	0.00	100	0.00	100	0.00
TOTAL - PS	0	0.00	1,027	0.00	1,027	0.00	1,027	0.00
EXPENSE & EQUIPMENT								
GENERAL REVENUE	89,923	0.00	13,683	0.00	13,683	0.00	13,683	0.00
POST-CLOSURE	5,030	0.00	423,883	0.00	423,883	0.00	423,883	0.00
TOTAL - EE	94,953	0.00	437,566	0.00	437,566	0.00	437,566	0.00
PROGRAM-SPECIFIC								
GENERAL REVENUE	0	0.00	1,509	0.00	1,509	0.00	1,509	0.00
POST-CLOSURE	0	0.00	90	0.00	90	0.00	90	0.00
TOTAL - PD	0	0.00	1,599	0.00	1,599	0.00	1,599	0.00
TOTAL	94,953	0.00	440,192	0.00	440,192	0.00	440,192	0.00
Pay Plan - 0000012								
PERSONAL SERVICES								
GENERAL REVENUE	0	0.00	0	0.00	0	0.00	19	0.00
POST-CLOSURE	0	0.00	0	0.00	0	0.00	2	0.00
TOTAL - PS	0	0.00	0	0.00	0	0.00	21	0.00
TOTAL	0	0.00	0	0.00	0	0.00	21	0.00
GRAND TOTAL	\$94,953	0.00	\$440,192	0.00	\$440,192	0.00	\$440,213	0.00

CORE DECISION ITEM

Department of Natural Resources	Budget Unit <u>78875C, 79340C, 79455C</u>
Division of Environmental Quality	
Solid Waste Management Program Core	HB Section <u>6.225</u>

1. CORE FINANCIAL SUMMARY

	FY 2017 Budget Request					FY 2017 Governor's Recommendation				
	GR	Federal	Other	Total		GR	Fed	Other	Total	
PS	927	0	1,776,770	1,777,697	E	927	0	1,776,770	1,777,697	E
EE	13,683	200	3,513,451	3,527,334	E	13,683	200	3,513,451	3,527,334	E
PSD	1,509	0	16,949,196	16,950,705	E	1,509	0	16,949,196	16,950,705	E
Total	16,119	200	22,239,417	22,255,736		16,119	200	22,239,417	22,255,736	
FTE	0.00	0.00	38.00	38.00		0.00	0.00	38.00	38.00	
Est. Fringe	441	0	845,565	846,006		441	0	845,565	846,006	
<i>Note: Fringes budgeted in House Bill 5 except for certain fringes budgeted directly to MoDOT, Highway Patrol, and Conservation.</i>						<i>Note: Fringes budgeted in House Bill 5 except for certain fringes budgeted directly to MoDOT, Highway Patrol, and Conservation.</i>				

Other Funds: Postclosure Fund (0198); Solid Waste Management Fund - Scrap Tire Subaccount (0569); Solid Waste Management Fund (0570)

The department requests retention of the estimated appropriations for General Revenue to allow for expenditures related to needed maintenance on landfills where financial assurance instruments have been forfeited and deposited in the General Revenue Fund.

Note: This core budget is facing fiscal challenges due to changes in solid waste management.

2. CORE DESCRIPTION

The Solid Waste Management Program operates a federally authorized regulatory program pursuant to 40 CFR Part 258, Subpart D that permits, enforces, and oversees sanitary landfills. These same types of activities are performed by the program for construction and demolition, special waste and utility waste landfills, solid waste processing facilities, such as transfer stations, infectious waste, and material recovery facilities, as set forth in the Solid Waste Management Law. Also, program staff conducts civil investigations of illegal dumping; investigates possible migration of methane gas from solid waste disposal areas and seepage of leachate and methane gas into groundwater and offers landfill operator certification and re-certification training. The Scrap Tire Unit plans and oversees scrap tire dump cleanup activities; awards scrap tire material resurfacing and market development grants; conducts scrap tire dump investigations; reviews scrap tire hauler, processor, and site permits; and provides technical assistance for beneficial use determinations. The program, working with a statewide network of partners, strives to protect the environment and public health by minimizing solid waste generated by Missouri citizens, businesses, and institutions through effective and efficient materials management. This is accomplished through oversight of the twenty (20) solid waste management districts and the district grant program.

CORE DECISION ITEM

Department of Natural Resources	Budget Unit <u>78875C, 79340C, 79455C</u>
Division of Environmental Quality	
Solid Waste Management Program Core	HB Section <u>6.225</u>

2. CORE DESCRIPTION (continued)

Solid Waste Management PSD: The program provides approximately \$6.5 million per year to the solid waste management districts for administration and funding of community-based reduce, reuse, and recycle grants. This grant program builds solid waste management infrastructure to better use materials that otherwise would have been disposed of in landfills or illegally dumped. Through projects funded by the district grant program, opportunities are provided to communities throughout Missouri to create and/or retain "green jobs" in the recycling sector of the Missouri economy. These grants encourage waste reduction, reuse, recycling, energy recovery and efficient processing of Missouri's solid wastes. Local governments, small and large businesses, schools, sheltered workshops and individuals seek and receive grants to support activities to remove materials from the waste stream and return the materials for beneficial reuse or energy recovery. The program also supports the removal of illegally dumped scrap tires from the environment by directly providing funds for tire dump roundups and other cleanup activities, as well as funding scrap tire material surfacing grants.

Financial assurance instruments (FAIs) PSD: FAIs are collateral provided to the state by landfill and scrap tire site owners/operators to properly implement closure and/or postclosure activities should the owner/operator fail to do so or is no longer capable of doing so. Sufficient financial assurance is needed to ensure closure and/or postclosure activities for solid waste facilities are conducted when needed to protect public health and the environment. This involves activities required to ensure closed landfills have adequate funding and controls in place to ensure environmental protection for at least 30 years after the landfill closes. Such activities include: maintenance or replacement of the landfill cover, which costs several thousands of dollars per acre; an adequate soil/vegetative cap to prevent water infiltration; methane gas monitoring to protect public safety; monitoring for potential groundwater and surface water impacts; erosion control, and groundskeeping (i.e., mowing and removal of trees).

3. PROGRAM LISTING (list programs included in this core funding)

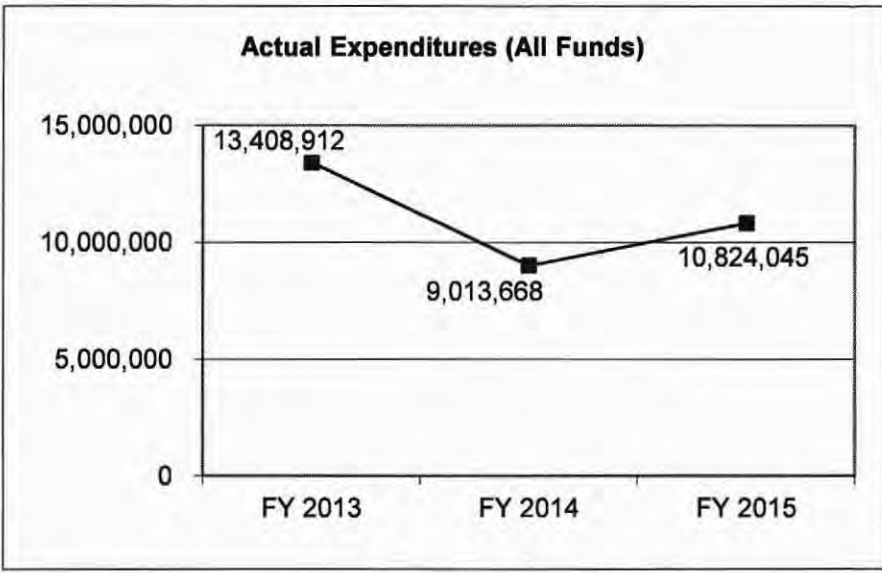
Solid Waste Management Program

CORE DECISION ITEM

Department of Natural Resources	Budget Unit <u>78875C, 79340C, 79455C</u>
Division of Environmental Quality	
Solid Waste Management Program Core	HB Section <u>6.225</u>

4. FINANCIAL HISTORY

	FY 2013 Actual	FY 2014 Actual	FY 2015 Actual	FY 2016 Current Yr.
Appropriation (All Funds) (1)	29,298,941	15,728,910	22,442,701	22,255,736
Less Reverted (All Funds)	0	0	0	N/A
Less Restricted (All Funds)	0	0	0	N/A
Budget Authority (All Funds)	29,298,941	15,728,910	22,442,701	N/A
Actual Expenditures (All Funds)	13,408,912	9,013,668	10,824,045	N/A
Unexpended (All Funds)	15,890,029	6,715,242	11,618,656	N/A
Unexpended, by Fund:				
General Revenue	0	14,606	122,691	N/A
Federal	200	200	200	N/A
Other	15,889,829	6,700,436	11,495,765	N/A
	(2 & 3)	(2 & 3)	(2 & 3)	(4)



Reverted includes the statutory three-percent reserve amount (when applicable).

Restricted includes any Governor's Expenditure Restrictions which remained at the end of the fiscal year (when applicable).

Actual expenditures for all fiscal years are as of June 30 and do not include lapse period activities.

NOTES:

- (1) Financial data includes operating and pass-through appropriations.
- (2) The vast majority of other fund lapse is related to pass-through appropriations. Appropriations are set at a level to accommodate solid waste management district allocation amounts as they become known and remittable, scrap tire activities as they are awarded and completed, and work awarded and completed on landfills where the program had forfeited assurance instrument funds available for payment. Funds obligated for multi-year projects rolled over to the next fiscal year's core appropriation, resulting in large unexpended balances.
- (3) General Revenue lapses and a portion of the other funds lapses are due to the multi-year nature and timing of forfeiture encumbrances and expenditures. During postclosure maintenance, extraordinary expenses may periodically occur and require immediate attention (i.e., methane gas system repairs, erosion control, cap failures, and leachate collection system repairs). However, if those expenses do not occur, the appropriation balance may lapse. During FY 2013, a new large project was completed at Peerless Demolition Landfill with finish work (vegetation) completed in the fall (FY 2014).

CORE DECISION ITEM

Department of Natural Resources	Budget Unit <u>78875C, 79340C, 79455C</u>
Division of Environmental Quality	
Solid Waste Management Program Core	HB Section <u>6.225</u>

4. FINANCIAL HISTORY (continued)

(4) The FY 2016 PSD core appropriations include: \$16,498,820 for solid waste activities from the Solid Waste Management Fund (0570); \$3,000,000 for scrap tire activities from the SWMF-Scrap Tire Subaccount (0569); \$16,119 "E" for forfeited financial assurance instrument funds and accrued interest held as required by 260.228 RSMo in the State General Revenue Fund (0101); and \$424,073 for forfeited financial assurance instrument funds and accrued interest held in the Postclosure Fund (0198) to allow for expenditures that may be ongoing over a 30-year period for each of the specified facilities.

Solid Waste Management Program - Reconciliation

	FY 2013	FY 2014	FY 2015	FY 2016	FY 2017
	Actual	Actual	Actual	Current	Gov Rec
Solid Waste Mgmt Operations (78875C)	1,698,900	1,732,162	1,678,043	2,316,724	2,316,724
Solid Waste PSD (79340C)	10,413,241	7,277,365	9,051,049	19,498,820	19,498,820
Forfeitures PSD (79455C)	1,296,771	4,141	94,953	440,192	440,192
Total	13,408,912	9,013,668	10,824,045	22,255,736	22,255,736

CORE RECONCILIATION DETAIL

DEPARTMENT OF NATURAL RESOURCES
SOLID WASTE MGMT PROGRAM

5. CORE RECONCILIATION DETAIL

	Budget Class	FTE	GR	Federal	Other	Total	Explanation
TAFP AFTER VETOES							
	PS	38.00	0	0	1,776,670	1,776,670	
	EE	0.00	0	200	539,854	540,054	
	Total	38.00	0	200	2,316,524	2,316,724	
DEPARTMENT CORE REQUEST							
	PS	38.00	0	0	1,776,670	1,776,670	
	EE	0.00	0	200	539,854	540,054	
	Total	38.00	0	200	2,316,524	2,316,724	
GOVERNOR'S RECOMMENDED CORE							
	PS	38.00	0	0	1,776,670	1,776,670	
	EE	0.00	0	200	539,854	540,054	
	Total	38.00	0	200	2,316,524	2,316,724	

CORE RECONCILIATION DETAIL

**DEPARTMENT OF NATURAL RESOURCES
SOLID WASTE MANAGEMENT PSDs**

5. CORE RECONCILIATION DETAIL

	Budget Class	FTE	GR	Federal	Other	Total	Explanation
TAFP AFTER VETOES							
	EE	0.00	0	0	2,549,714	2,549,714	
	PD	0.00	0	0	16,949,106	16,949,106	
	Total	0.00	0	0	19,498,820	19,498,820	
DEPARTMENT CORE REQUEST							
	EE	0.00	0	0	2,549,714	2,549,714	
	PD	0.00	0	0	16,949,106	16,949,106	
	Total	0.00	0	0	19,498,820	19,498,820	
GOVERNOR'S RECOMMENDED CORE							
	EE	0.00	0	0	2,549,714	2,549,714	
	PD	0.00	0	0	16,949,106	16,949,106	
	Total	0.00	0	0	19,498,820	19,498,820	

CORE RECONCILIATION DETAIL

**DEPARTMENT OF NATURAL RESOURCES
SOLID WASTE FORFEITURES**

5. CORE RECONCILIATION DETAIL

	Budget Class	FTE	GR	Federal	Other	Total	Explanation
TAFP AFTER VETOES							
	PS	0.00	927	0	100	1,027	
	EE	0.00	13,683	0	423,883	437,566	
	PD	0.00	1,509	0	90	1,599	
	Total	0.00	16,119	0	424,073	440,192	
DEPARTMENT CORE REQUEST							
	PS	0.00	927	0	100	1,027	
	EE	0.00	13,683	0	423,883	437,566	
	PD	0.00	1,509	0	90	1,599	
	Total	0.00	16,119	0	424,073	440,192	
GOVERNOR'S RECOMMENDED CORE							
	PS	0.00	927	0	100	1,027	
	EE	0.00	13,683	0	423,883	437,566	
	PD	0.00	1,509	0	90	1,599	
	Total	0.00	16,119	0	424,073	440,192	

MISSOURI DEPARTMENT OF NATURAL RESOURCES

DECISION ITEM DETAIL

Budget Unit	FY 2015	FY 2015	FY 2016	FY 2016	FY 2017	FY 2017	FY 2017	FY 2017
Decision Item	ACTUAL	ACTUAL	BUDGET	BUDGET	DEPT REQ	DEPT REQ	GOV REC	GOV REC
Budget Object Class	DOLLAR	FTE	DOLLAR	FTE	DOLLAR	FTE	DOLLAR	FTE
SOLID WASTE MGMT PROGRAM								
CORE								
ADMIN OFFICE SUPPORT ASSISTANT	55,500	1.95	57,106	2.00	57,108	2.00	57,108	2.00
SR OFC SUPPORT ASST (KEYBRD)	49,223	1.92	77,483	3.00	77,472	3.00	77,472	3.00
ACCOUNTING SPECIALIST II	51,483	1.05	49,123	1.00	40,380	1.00	40,380	1.00
RESEARCH ANAL II	36,012	1.00	36,202	1.00	36,204	1.00	36,204	1.00
PUBLIC INFORMATION SPEC II	13,010	0.38	17,469	0.50	17,469	0.50	17,469	0.50
MANAGEMENT ANALYSIS SPEC I	37,347	1.00	37,547	1.00	37,548	1.00	37,548	1.00
MANAGEMENT ANALYSIS SPEC II	44,063	1.00	44,299	1.00	44,304	1.00	44,304	1.00
PLANNER II	86,772	2.00	87,241	2.00	87,241	2.00	87,241	2.00
PLANNER III	48,862	1.00	49,123	1.00	0	0.00	0	0.00
ENVIRONMENTAL SPEC II	5,760	0.16	0	0.00	0	0.00	0	0.00
ENVIRONMENTAL SPEC III	250,913	5.85	419,787	8.50	419,517	8.50	419,517	8.50
ENVIRONMENTAL SPEC IV	89,880	1.94	140,082	3.00	0	0.00	0	0.00
ENVIRONMENTAL ENGR I	44,677	1.05	0	0.00	0	0.00	0	0.00
ENVIRONMENTAL ENGR II	150,517	3.16	287,425	6.00	287,352	6.00	287,352	6.00
ENVIRONMENTAL ENGR III	224,043	4.00	225,140	4.00	225,156	4.00	225,156	4.00
ENVIRONMENTAL SCIENTIST	28,965	0.59	0	0.00	98,196	2.00	98,196	2.00
ENVIRONMENTAL SUPERVISOR	14,903	0.29	0	0.00	100,080	2.00	100,080	2.00
ENVIRONMENTAL MGR B2	120,604	2.00	121,255	2.00	121,255	2.00	121,255	2.00
FISCAL & ADMINISTRATIVE MGR B2	55,031	1.02	54,164	1.00	54,164	1.00	54,164	1.00
STAFF DIRECTOR	73,026	1.00	73,224	1.00	73,224	1.00	73,224	1.00
MISCELLANEOUS TECHNICAL	18,870	0.36	0	0.00	0	0.00	0	0.00
TOTAL - PS	1,499,461	32.72	1,776,670	38.00	1,776,670	38.00	1,776,670	38.00
TRAVEL, IN-STATE	39,179	0.00	38,011	0.00	39,550	0.00	39,550	0.00
TRAVEL, OUT-OF-STATE	548	0.00	1	0.00	1	0.00	1	0.00
SUPPLIES	12,855	0.00	46,955	0.00	44,455	0.00	44,455	0.00
PROFESSIONAL DEVELOPMENT	14,287	0.00	38,587	0.00	37,468	0.00	37,468	0.00
COMMUNICATION SERV & SUPP	14,000	0.00	17,223	0.00	17,223	0.00	17,223	0.00
PROFESSIONAL SERVICES	68,427	0.00	366,172	0.00	368,252	0.00	368,252	0.00
M&R SERVICES	7,791	0.00	8,540	0.00	8,540	0.00	8,540	0.00
MOTORIZED EQUIPMENT	0	0.00	1	0.00	1	0.00	1	0.00
OFFICE EQUIPMENT	0	0.00	1,603	0.00	1,603	0.00	1,603	0.00
OTHER EQUIPMENT	20,484	0.00	20,685	0.00	20,769	0.00	20,769	0.00

MISSOURI DEPARTMENT OF NATURAL RESOURCES

DECISION ITEM DETAIL

Budget Unit	FY 2015	FY 2015	FY 2016	FY 2016	FY 2017	FY 2017	FY 2017	FY 2017
Decision Item	ACTUAL	ACTUAL	BUDGET	BUDGET	DEPT REQ	DEPT REQ	GOV REC	GOV REC
Budget Object Class	DOLLAR	FTE	DOLLAR	FTE	DOLLAR	FTE	DOLLAR	FTE
SOLID WASTE MGMT PROGRAM								
CORE								
PROPERTY & IMPROVEMENTS	0	0.00	1	0.00	1	0.00	1	0.00
BUILDING LEASE PAYMENTS	0	0.00	950	0.00	866	0.00	866	0.00
EQUIPMENT RENTALS & LEASES	1,005	0.00	1,064	0.00	1,064	0.00	1,064	0.00
MISCELLANEOUS EXPENSES	6	0.00	261	0.00	261	0.00	261	0.00
TOTAL - EE	178,582	0.00	540,054	0.00	540,054	0.00	540,054	0.00
GRAND TOTAL	\$1,678,043	32.72	\$2,316,724	38.00	\$2,316,724	38.00	\$2,316,724	38.00
GENERAL REVENUE	\$0	0.00	\$0	0.00	\$0	0.00	\$0	0.00
FEDERAL FUNDS	\$0	0.00	\$200	0.00	\$200	0.00	\$200	0.00
OTHER FUNDS	\$1,678,043	32.72	\$2,316,524	38.00	\$2,316,524	38.00	\$2,316,524	38.00

MISSOURI DEPARTMENT OF NATURAL RESOURCES

DECISION ITEM DETAIL

Budget Unit	FY 2015	FY 2015	FY 2016	FY 2016	FY 2017	FY 2017	FY 2017	FY 2017
Decision Item	ACTUAL	ACTUAL	BUDGET	BUDGET	DEPT REQ	DEPT REQ	GOV REC	GOV REC
Budget Object Class	DOLLAR	FTE	DOLLAR	FTE	DOLLAR	FTE	DOLLAR	FTE
SOLID WASTE MANAGEMENT PSDs								
CORE								
TRAVEL, IN-STATE	39,446	0.00	32,500	0.00	32,500	0.00	32,500	0.00
FUEL & UTILITIES	566	0.00	1,200	0.00	1,200	0.00	1,200	0.00
SUPPLIES	16,676	0.00	40,012	0.00	40,012	0.00	40,012	0.00
PROFESSIONAL DEVELOPMENT	0	0.00	2	0.00	2	0.00	2	0.00
COMMUNICATION SERV & SUPP	1,340	0.00	2	0.00	2	0.00	2	0.00
PROFESSIONAL SERVICES	629,340	0.00	2,467,486	0.00	2,467,486	0.00	2,467,486	0.00
M&R SERVICES	4,248	0.00	1,000	0.00	1,000	0.00	1,000	0.00
OFFICE EQUIPMENT	0	0.00	1	0.00	1	0.00	1	0.00
OTHER EQUIPMENT	79,775	0.00	7,505	0.00	7,505	0.00	7,505	0.00
EQUIPMENT RENTALS & LEASES	1,488	0.00	4	0.00	4	0.00	4	0.00
MISCELLANEOUS EXPENSES	0	0.00	2	0.00	2	0.00	2	0.00
TOTAL - EE	772,879	0.00	2,549,714	0.00	2,549,714	0.00	2,549,714	0.00
PROGRAM DISTRIBUTIONS	8,278,170	0.00	16,949,106	0.00	16,949,106	0.00	16,949,106	0.00
TOTAL - PD	8,278,170	0.00	16,949,106	0.00	16,949,106	0.00	16,949,106	0.00
GRAND TOTAL	\$9,051,049	0.00	\$19,498,820	0.00	\$19,498,820	0.00	\$19,498,820	0.00
GENERAL REVENUE	\$0	0.00	\$0	0.00	\$0	0.00	\$0	0.00
FEDERAL FUNDS	\$0	0.00	\$0	0.00	\$0	0.00	\$0	0.00
OTHER FUNDS	\$9,051,049	0.00	\$19,498,820	0.00	\$19,498,820	0.00	\$19,498,820	0.00

MISSOURI DEPARTMENT OF NATURAL RESOURCES

DECISION ITEM DETAIL

Budget Unit	FY 2015	FY 2015	FY 2016	FY 2016	FY 2017	FY 2017	FY 2017	FY 2017
Decision Item	ACTUAL	ACTUAL	BUDGET	BUDGET	DEPT REQ	DEPT REQ	GOV REC	GOV REC
Budget Object Class	DOLLAR	FTE	DOLLAR	FTE	DOLLAR	FTE	DOLLAR	FTE
SOLID WASTE FORFEITURES								
CORE								
ENVIRONMENTAL SPEC IV	0	0.00	100	0.00	0	0.00	0	0.00
ENVIRONMENTAL ENGR III	0	0.00	927	0.00	927	0.00	927	0.00
ENVIRONMENTAL SUPERVISOR	0	0.00	0	0.00	100	0.00	100	0.00
TOTAL - PS	0	0.00	1,027	0.00	1,027	0.00	1,027	0.00
TRAVEL, IN-STATE	0	0.00	1	0.00	1	0.00	1	0.00
SUPPLIES	0	0.00	9	0.00	9	0.00	9	0.00
PROFESSIONAL SERVICES	11,153	0.00	435,954	0.00	435,954	0.00	435,954	0.00
M&R SERVICES	0	0.00	2	0.00	2	0.00	2	0.00
OTHER EQUIPMENT	83,800	0.00	3	0.00	3	0.00	3	0.00
EQUIPMENT RENTALS & LEASES	0	0.00	503	0.00	503	0.00	503	0.00
MISCELLANEOUS EXPENSES	0	0.00	1,094	0.00	1,094	0.00	1,094	0.00
TOTAL - EE	94,953	0.00	437,566	0.00	437,566	0.00	437,566	0.00
PROGRAM DISTRIBUTIONS	0	0.00	1,599	0.00	1,599	0.00	1,599	0.00
TOTAL - PD	0	0.00	1,599	0.00	1,599	0.00	1,599	0.00
GRAND TOTAL	\$94,953	0.00	\$440,192	0.00	\$440,192	0.00	\$440,192	0.00
GENERAL REVENUE	\$89,923	0.00	\$16,119	0.00	\$16,119	0.00	\$16,119	0.00
FEDERAL FUNDS	\$0	0.00	\$0	0.00	\$0	0.00	\$0	0.00
OTHER FUNDS	\$5,030	0.00	\$424,073	0.00	\$424,073	0.00	\$424,073	0.00

PROGRAM DESCRIPTION

Department of Natural Resources

HB Section(s): 6.225

DEQ - Solid Waste Management Program

Program is found in the following core budget(s): Solid Waste Management Program

1. What does this program do?

The Solid Waste Management Program, through oversight of solid waste facilities, ensures groundwater remains safe and clean and that land is restored to a community friendly state. To assist in producing these desired outcomes, the program operates a federally authorized regulatory program (40 CFR Part 258, Subpart D) overseeing solid waste facilities and their operations and administers the solid waste management district grant program and scrap tire program.

The Solid Waste Management Program:

- Permits, inspects, and provides technical assistance to solid waste facilities (e.g., landfills, transfer stations including infectious waste and material recovery facilities, and scrap tire facilities) to help ensure they are designed and operated to protect public health, safety, and the environment, and takes action to enforce solid waste laws and regulations,
- Reviews and acts upon requests for beneficial use of waste materials, permit exemptions, and composting facilities,
- Encourages use of scrap tire materials and expansion of end markets for such materials and products,
- Investigates and pursues the cleanup of illegal dumps,
- Consults with the community on solid waste decisions,
- Plans and oversees scrap tire dump cleanup activities; awards scrap tire playground resurfacing grants; conducts scrap tire dump investigations; reviews scrap tire hauler, processor, and site permits; and provides technical assistance,
- Provides landfill operator certification and recertification training,
- Provides grant funding to solid waste management districts to fund their operations and community-based materials reuse, reduction and recycling projects,
- Reviews, evaluates, and approves district grants and provides training for the solid waste district executive board and staff, as needed,
- Monitors progress of grant projects and provides technical assistance to districts or district subgrantees, as needed,
- Conducts performance audits (via independent contractors) for each of the solid waste districts every three years, subject to the availability of resources, to ensure compliance with laws and regulations,
- Promotes recycling and alternatives to disposal by developing guidance materials, conducting outreach efforts, and providing technical assistance,
- Develops, maintains and updates a statewide solid waste plan, including data on types of wastes and information on innovative technologies.

During 2014, Missourians generated over 14.7 million tons of waste. Since 1990, the diversion percentage has increased from 10% to 59%, due in part to a greater number of recycling and yard waste services being available and continued development of markets for recovered materials. More Missourians now have recycling and composting services in their communities, providing the public a convenient and affordable alternative to disposal.

PROGRAM DESCRIPTION

Department of Natural Resources

HB Section(s): 6.225

DEQ - Solid Waste Management Program

Program is found in the following core budget(s): Solid Waste Management Program

1. What does this program do (continued)?

Solid Waste Management PSD: The program directly funds a number of scrap tire surface material grants, provides grants to individuals and businesses investing in market development for scrap tire end uses, and administers and pays for disposal of scrap tires cleaned up from the environment. The program provides grant funding to Missouri's twenty (20) solid waste management districts to fund their operations and community-based materials reuse, reduction, composting, market development, and recycling projects. Additionally, this appropriation funds the Environmental Improvement and Energy Resources Authority's (EIERA's) Market Development Program, which provides financial and technical assistance grants for development of markets for recovered materials.

Forfeited Financial Assurance Instruments (FAIs) PSD: The program receives forfeited FAI resources to perform closure/postclosure maintenance and repair activities at landfills and scrap tire sites where owners/operators have failed or are no longer capable of meeting their obligations. The dollar value accessible by the state (and not currently forfeited) is approximately \$400 million. Types of FAIs subject to forfeiture are irrevocable escrow agreements, trust funds, performance or financial surety bonds, letters of credit, contracts of obligation/ordinances/resolutions, financial tests, corporate guarantees or a combination. Forfeited funds are deposited into the General Revenue Fund pursuant to 260.228 RSMo and may be appropriated and expended by the program to implement closure and/or postclosure maintenance care plans. A Consent Judgment and Order of the Circuit Court of Warren County decreed specific facilities forfeited FAIs were to be placed in an interest-bearing account identified as the "Postclosure Fund" (0198). Only the expenses relating to closure and postclosure at these specific facilities are paid from these funds. Upon conclusion of the postclosure period, any funds remaining in the Postclosure Fund (0198) and, so designated, are to be paid to the "Treasurer of Warren County as Custodian of the Warren County School Fund."

The program knows of approximately 250 closed and/or abandoned landfills in Missouri that do not have FAIs since they were in operation prior to the effective date of the requirement. The total universe of these landfills is unknown. Any current or potential negative environmental impacts from these old landfills, such as gas migration presenting a threat to public safety or groundwater contamination, are unknown. During State Fiscal Years 2011 and 2012 the program, through a USDA Rural Development Utilities Program Grant, assessed the condition of old, closed and abandoned solid waste disposal areas, or landfills in rural Missouri and has been working with landfill owners and counties to better manage these facilities.

Solid Waste Management Program - Reconciliation

	FY 2013 Actual	FY 2014 Actual	FY 2015 Actual	FY 2016 Current	FY 2017 Gov Rec
Solid Waste Mgmt Operations (78875C)	1,698,900	1,732,162	1,678,043	2,316,724	2,316,724
Solid Waste PSD (79340C)	10,413,241	7,277,365	9,051,049	19,498,820	19,498,820
Forfeitures PSD (79455C)	1,296,771	4,141	94,953	440,192	440,192
Total	13,408,912	9,013,668	10,824,045	22,255,736	22,255,736

PROGRAM DESCRIPTION

Department of Natural Resources **HB Section(s): 6.225**
DEQ - Solid Waste Management Program
Program is found in the following core budget(s): Solid Waste Management Program

2. What is the authorization for this program, i.e., federal or state statute, etc.? (Include the federal program number if applicable.)

42 U.S.C. 6901-6991k	Solid Waste Disposal/Resource Conservation and Recovery Act and Major Amendments
40 CFR Part 258	Criteria for Municipal Solid Waste Landfills
40 CFR Part 258, Subpart G	Financial Assurance Criteria
260.200 through 260.345 RSMo	Solid Waste Management Law
260.226 - 260.228, RSMo	Landfill Closure/Postclosure Plan
260.275 RSMo	Scrap Tire Site Closure Plan


3. Are there federal matching requirements? If yes, please explain.

No.

4. Is this a federally mandated program? If yes, please explain.

Although not mandated, federal regulations strongly encourage each state to adopt Resource Conservation and Recovery Act (RCRA), Subtitle D. The program currently has EPA approval to implement Subtitle D landfill regulations under the federal RCRA, thereby having the authority to approve new landfills and expansion of existing landfills.

5. Provide actual expenditures for the prior three fiscal years and planned expenditures for the current fiscal year.



Notes: Actual expenditures for all fiscal years are as of June 30 and do not include lapse period activities. Financial data includes operating and pass-through appropriations. FY 2016 Planned is shown at full appropriation.

6. What are the sources of the "Other" funds?

Postclosure Fund (0198); Solid Waste Management Fund - Scrap Tire Subaccount (0569); Solid Waste Management Fund (0570)

PROGRAM DESCRIPTION

Department of Natural Resources

HB Section(s): 6.225

DEQ - Solid Waste Management Program

Program is found in the following core budget(s): Solid Waste Management Program

7a. Provide an effectiveness measure.

Compliance Monitoring Activities

SW = Solid Waste; ST = Scrap Tire

Regulated Sectors	FY 2013 Actual				FY 2014 Actual			
	SW Landfills	SW Processing Facilities	Permitted ST Facilities	Non Permitted Entities *	SW Landfills	SW Processing Facilities	Permitted ST Facilities	Non Permitted Entities *
Regulated Facilities	236	65	19	0	237	68	19	0
Inspections	285	126	19	1,850	805	110	14	1,466
Letters of Warning	6	2	16	106	7	4	4	91
Notices of Violation	4	0	0	17	14	13	3	22
Settlements	10	1	0	15	3	0	0	8
Referrals	1	0	0	12	0	0	0	9
	FY 2015 Actual				FY 2016 Projected			
Regulated Facilities	238	69	19	0	240	74	19	0
Inspections	741	116	10	1,430	610	120	15	1,582
Letters of Warning	5	5	4	109	6	3	8	102
Notices of Violation	17	1	1	19	6	2	1	17
Settlements	5	5	0	6	2	1	0	8
Referrals	1	1	0	5	1	1	0	5
	FY 2017 Projected				FY 2018 Projected			
Regulated Facilities	242	76	19	0	244	78	19	0
Inspections	610	120	15	1,582	610	120	15	1,582
Letters of Warning	6	3	8	102	6	3	8	102
Notices of Violation	6	2	1	17	6	2	1	17
Settlements	2	1	0	8	2	1	0	8
Referrals	1	1	0	5	1	1	0	5

* Non permitted entities include illegal dumps, scrap tire retailers/haulers, etc.

Inspections are done by the regional offices and program staff. Inspections of non permitted entities are primarily compliance driven, thus the fluctuation from one year to the next. The number of inspections significantly increased beginning in FY 2014 and is anticipated to continue into future periods, as a result of environmental concerns from a subsurface smoldering fire at an inactive solid waste disposal area, Bridgeton Sanitary Landfill.

PROGRAM DESCRIPTION

Department of Natural Resources


HB Section(s): 6.225

DEQ - Solid Waste Management Program

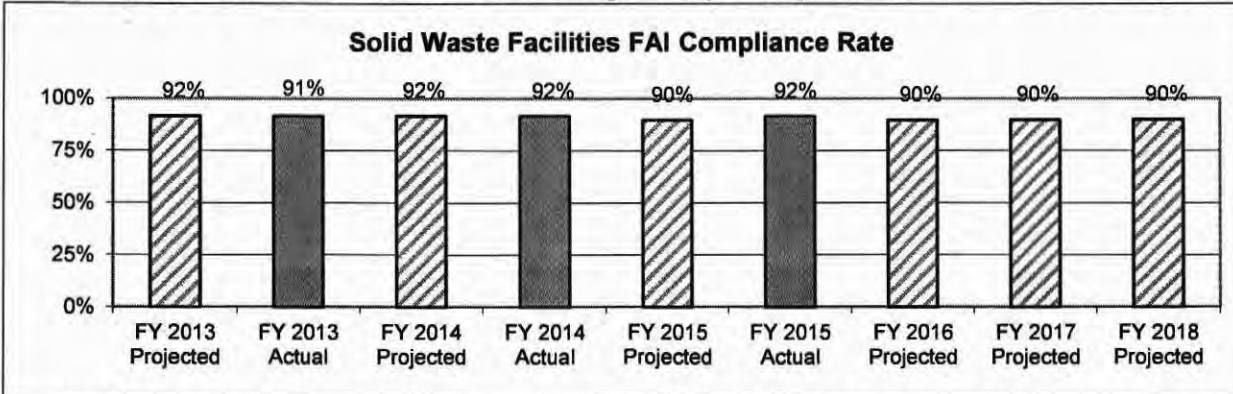
Program is found in the following core budget(s): Solid Waste Management Program

7a. Provide an effectiveness measure (continued).

Compliance Monitoring Activities



Percentage of Solid Waste Facilities with FAI's [in Compliance] That Have Not Been Forfeited



Fiscal Year	Cumulative	
	Projected	Actual
FY 2013	12	12
FY 2014	15	13
FY 2015	15	14
FY 2016	15	N/A
FY 2017	15	N/A
FY 2018	15	N/A

Number of facilities includes scrap tire processing facilities, sanitary and demolition landfills, and scrap tire facilities. Solid waste transfer stations are not required to have FAI's. The postclosure period for sanitary landfills is a minimum of 30 years.

PROGRAM DESCRIPTION

Department of Natural Resources

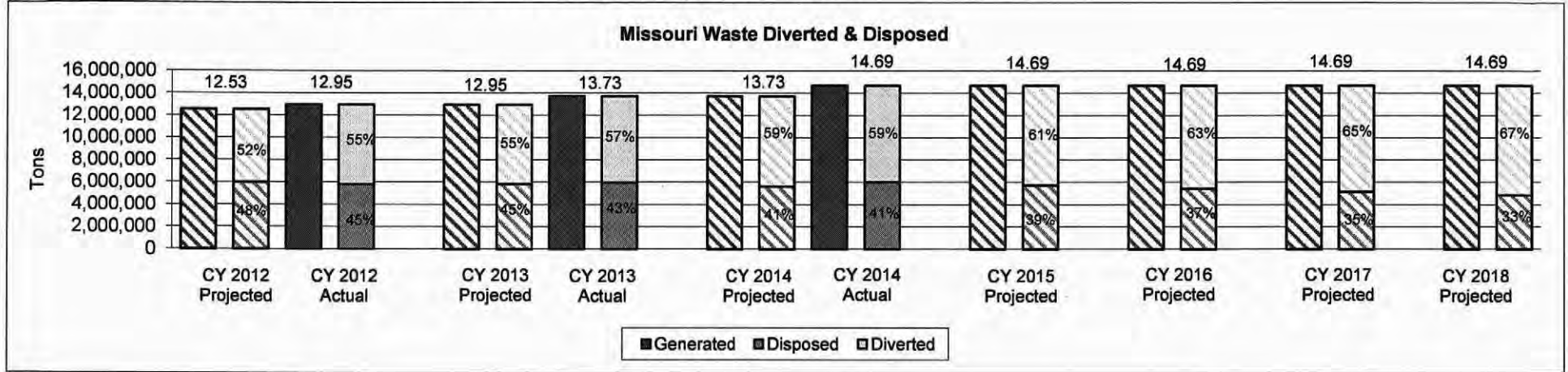
HB Section(s): 6.225

DEQ - Solid Waste Management Program

Program is found in the following core budget(s): Solid Waste Management Program

7a. Provide an effectiveness measure (continued).

Percentage of solid waste generated by Missourians that is reused, recycled or composted



In 1990, with the passage of SB 530, Section 260.225.2(1), set a Department goal to achieve by January 1998 a reduction of 40% in solid waste disposed by weight. This goal has been surpassed. The 2014 diversion rate was 59%. The Department has assumed the total waste generated will remain relatively constant.

The Department tracks the annual diversion rate of all waste disposed of in Missouri landfills or transported to landfills in adjacent states. It is estimated that about 58% of the waste stream is composed of Municipal Solid Waste (MSW), waste generated by residences, schools, small businesses and other commercial activities. The U.S. Environmental Protection Agency (EPA) set a national MSW recycling goal of 35% by 2008. However, Missouri's waste diversion rate does not directly correlate with an MSW recycling rate since it measures all waste diverted, not just MSW.

PROGRAM DESCRIPTION

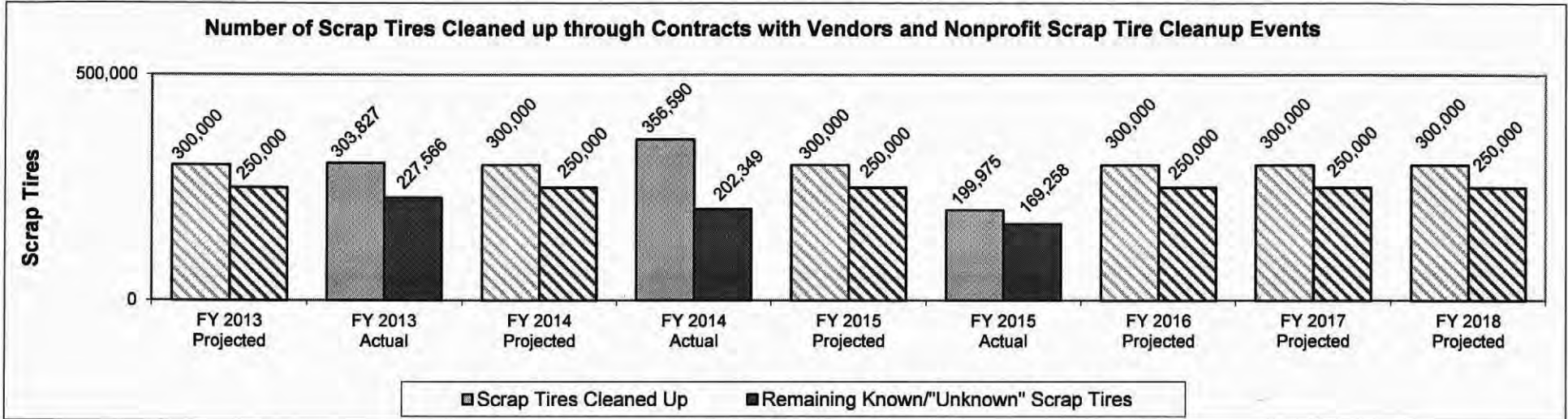
Department of Natural Resources

HB Section(s): 6.225

DEQ - Solid Waste Management Program

Program is found in the following core budget(s): Solid Waste Management Program

7a. Provide an effectiveness measure (continued).



Notes:

- (1) The Department of Corrections, Missouri Vocational Enterprises (MVE) works with the Solid Waste Management Program to dispose of scrap tires by providing labor and transportation services. The Department reimburses MVE for the cost of their services through this pass-through appropriation.
- (2) The fee on new tires sold at retail, commonly referred to as the Scrap Tire Fee, is set to expire on January 1, 2020.

Since 1990, the Scrap Tire Program has removed 17,408,689 tires from Missouri's landscape. Scrap tires yet to be removed from the environment are an estimate of the projected number of scrap tires at both known sites and sites yet to be identified. As of June 2015, approximately 169,258 tires are known to remain in 164 scrap tire sites. The Department estimates in excess of 250,000 scrap tires will be discovered in currently unknown locations during each fiscal period. Based on these estimates, we believe approximately 300,000 tires will continue to be cleaned up each fiscal year.

PROGRAM DESCRIPTION

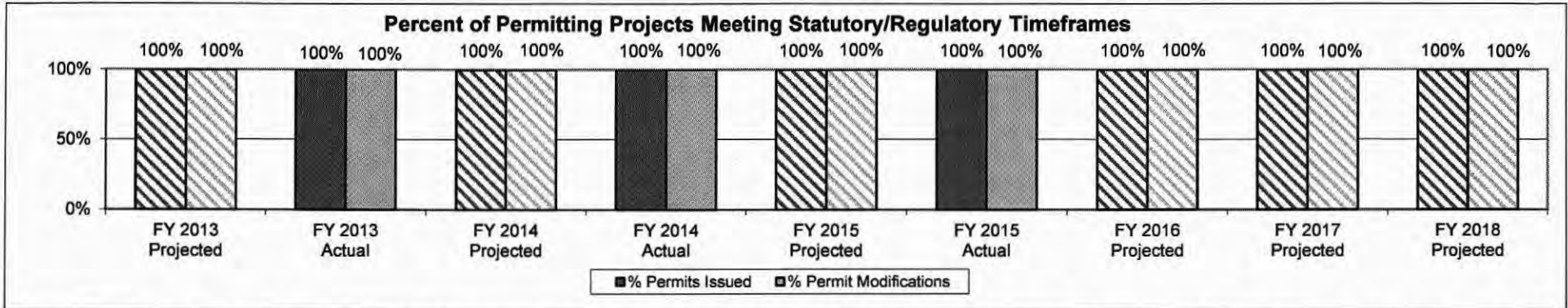
Department of Natural Resources

HB Section(s): 6.225

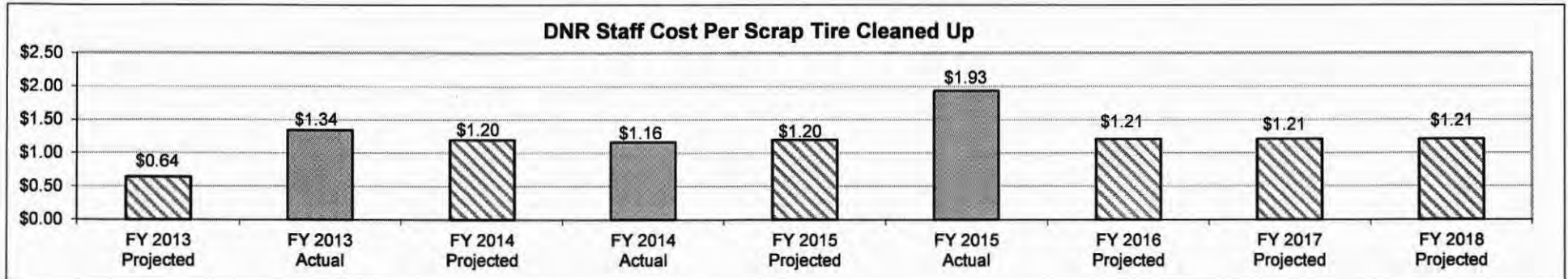
DEQ - Solid Waste Management Program

Program is found in the following core budget(s): Solid Waste Management Program

7b. Provide an efficiency measure.



This measure only includes the number of solid waste permits issued and the number of permit modifications. It does not include other permitting activities that do not have statutory timeframes. Individual projects can take as little as a few hours, or as much as a year or more depending upon the nature of the request.



Notes: Sites having larger numbers of scrap tires are less costly per tire cleaned up than sites with fewer scrap tires, or smaller sites that are spread across larger areas. Projections are based on estimates of newly located (although not investigated) tire dumps, unknown tire dumps and the historical underestimation of the number of tires at known sites.

PROGRAM DESCRIPTION

Department of Natural Resources

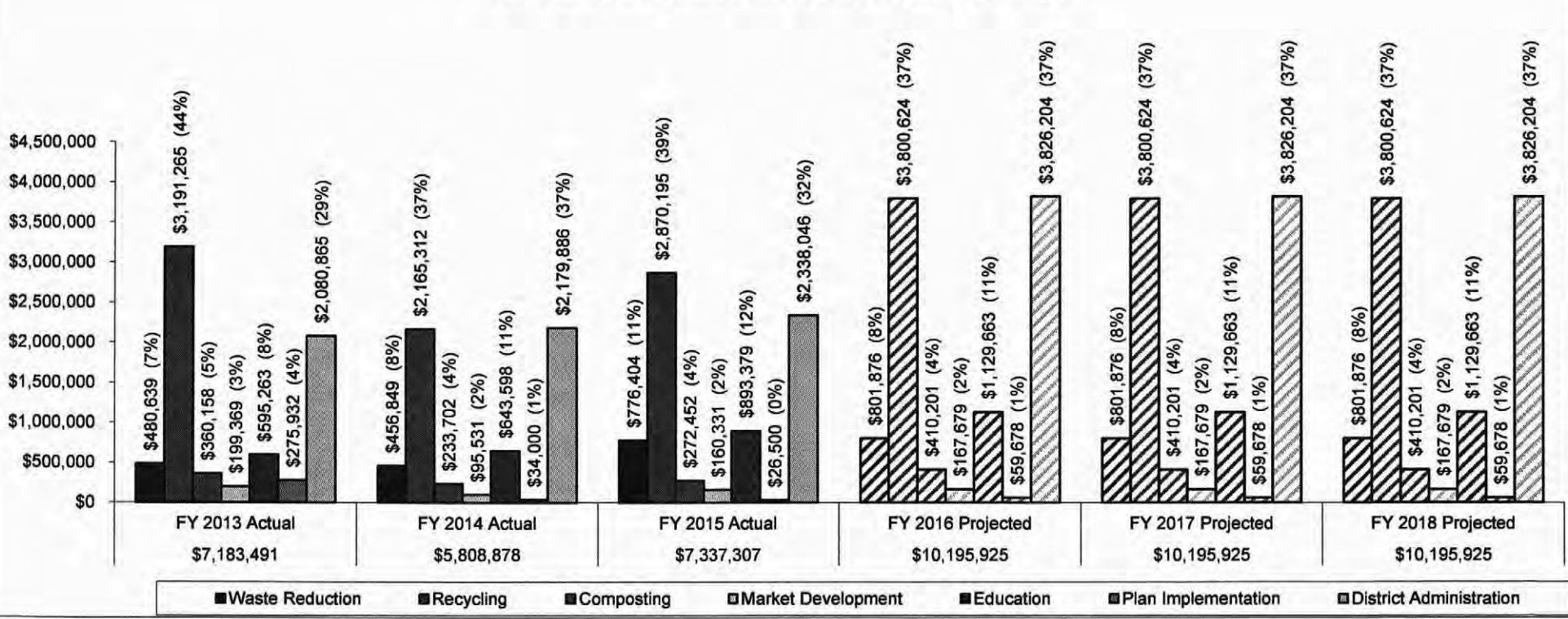
HB Section(s): 6.225

DEQ - Solid Waste Management Program

Program is found in the following core budget(s): Solid Waste Management Program

7b. Provide an efficiency measure (continued).

Solid Waste Management District Grant Budgets by Grant Type



The Department provides grant funding to Missouri's twenty (20) solid waste management districts to fund their operations and community-based waste reuse, reduction, composting, and recycling projects. Local governments, small and large businesses, schools, sheltered workshops, and individuals seek and receive grants to support activities to remove materials from the waste stream and return them for beneficial reuse.

PROGRAM DESCRIPTION


Department of Natural Resources

HB Section(s): 6.225

DEQ - Solid Waste Management Program

Program is found in the following core budget(s): Solid Waste Management Program

7b. Provide an efficiency measure (continued).



Chapter 260 RSMo, commonly referred to as the Solid Waste Management Law, provides the Solid Waste Management Program with the authority to have performance audits of the twenty Solid Waste Management Districts. The purpose of the audits is to determine whether the solid waste management districts exercise adequate control over district grant funds and comply with state regulations governing the use of such funds. All twenty districts have had a performance audit completed. The performance audits identified \$838,443 in questioned costs and a total of 338 findings. The program continues to work closely with the districts as they take corrective action related to these findings. A new performance audit cycle began with one audit conducted in FY 2012 and four audits conducted during FY 2013 (3 final reports issued in FY 2013 and 1 final report issued in FY 2014).

No audits were conducted in FY 2015 as the district audit process was being evaluated for effectiveness and statutory changes were proposed. The legislation which passed during the 2015 legislative session changes the performance audit requirements to a more streamlined process. In FY 2016 the department plans to begin developing the monitoring tools to meet the statutory requirements.

7c. Provide the number of clients/individuals served, if applicable.

Counties with Facilities that have Forfeited their Financial Assurance Instruments (FAIs)

County	Number of facilities
Warren	3
Adair	2
Grundy	1
Carroll	1
Camden	2
Maries	1
Newton	1
Callaway	1
St. Louis	1
Jackson	1

PROGRAM DESCRIPTION

Department of Natural Resources

HB Section(s): 6.225

DEQ - Solid Waste Management Program

Program is found in the following core budget(s): Solid Waste Management Program

7c. Provide the number of clients/individuals served (continued).

Missouri's Solid Waste Stream

Waste characterization studies are key planning tools, particularly for determining areas of the waste stream which need additional focus to reduce the amount of a specific sector of waste being disposed. The Solid Waste Management Program (SWMP) funded several waste characterization studies, the most recent of which was conducted in 2008. This study visually observed waste being disposed at 15 landfills and transfer stations across Missouri. Based on the most recent study, approximately 58% of Missouri's solid waste is created by homes and businesses, 11% from industry, 15% from construction and demolition, and 16% from other sources. The waste characterization study assists the Department and the Solid Waste Management Districts in determining what sectors of the waste stream they can apply resources to most effectively in order to reduce the waste stream and increase diversion.



Municipal Solid Waste

Inorganics	4%
Paper	32%
Glass	5%
Metals	5%
Plastics	17%
Organics	31%
Special	6%

Construction

Wood	52%
Other	5%
Cardboard	9%
Plastics	8%
Metals	3%
Masonry	7%
Dry Wall	16%

Industrial

Cardboard	19%
Other	40%
Rubber	2%
Textiles	2%
Plastics	8%
Wood	14%
Food	11%
Metal	2%
Paper	2%

Demolition

Dry Wall	9%
Wood	47%
Other	2%
Carpet	5%
Metal	3%
Masonry	13%
Roofing	21%

Including the components and types of waste generally shows the type of clients we work with to reduce waste.

PROGRAM DESCRIPTION

Department of Natural Resources

HB Section(s): 6.225

DEQ - Solid Waste Management Program

Program is found in the following core budget(s): Solid Waste Management Program

7c. Provide the number of clients/individuals served (continued).

**Completed Scrap Tire Clean-Up Sites by County
Cumulative (1990-Present)**

1,327 scrap tire dump cleanups have been completed since the beginning of the program in 1990. 17,408,689 tires have been removed from the state's environment as of June 30, 2015.

The U.S. Environmental Protection Agency estimates that one tire per individual is generated each year. Therefore, we estimate approximately 6.0 million tires are generated in Missouri each year.



Scrap Tire Dumps and Tires Cleaned Up

	FY 2013		FY 2014		FY 2015		FY 2016	FY 2017	FY 2018
	Projected	Actual	Projected	Actual	Projected	Actual	Projected	Projected	Projected
Dumps	90	73	90	91	90	69	77	77	77
Tires	300,000	303,827	300,000	356,590	300,000	199,975	300,000	300,000	300,000

PROGRAM DESCRIPTION

Department of Natural Resources

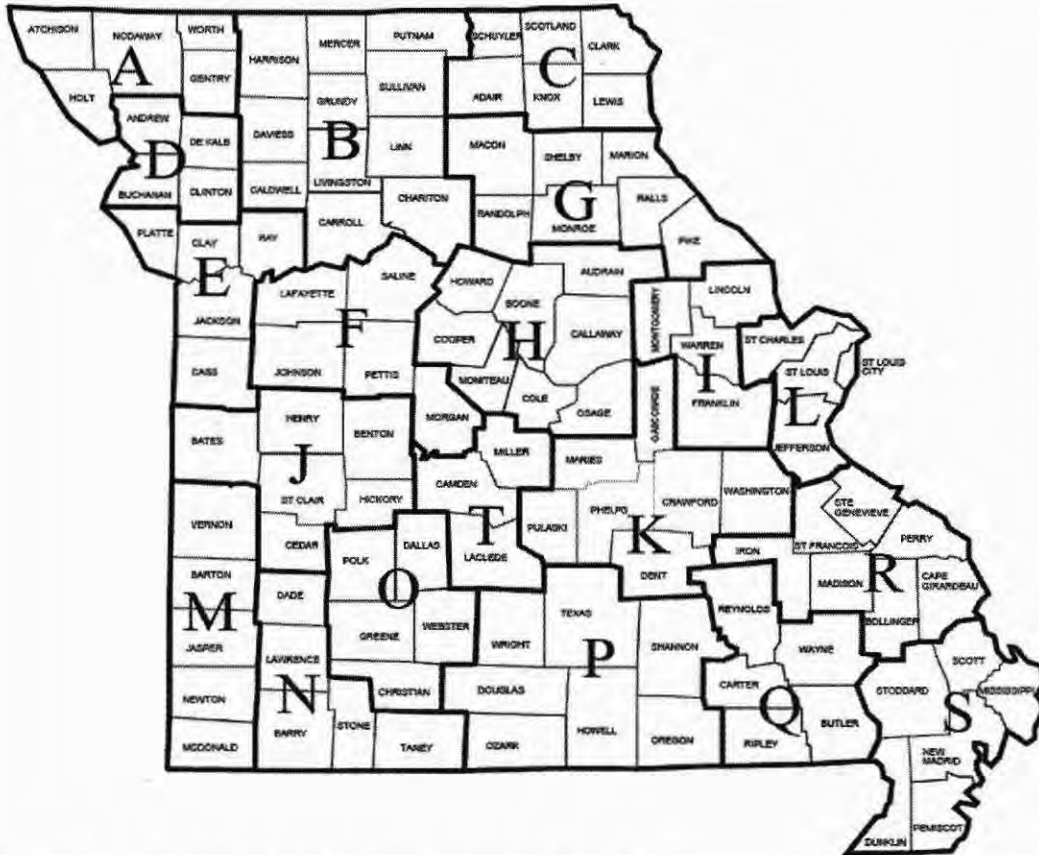
HB Section(s): 6.225

DEQ - Solid Waste Management Program

Program is found in the following core budget(s): Solid Waste Management Program

7c. Provide the number of clients/individuals served (continued).

Missouri Solid Waste Management Districts



Solid Waste Management Regions of Missouri
Region A - Northwest Missouri Solid Waste Management District
Region B - North Missouri Solid Waste Management District
Region C - Northeast Missouri Solid Waste Management District
Region D - Region D Solid Waste Management District
Region E - Mid-America Regional Council Solid Waste Mgmt District
Region F - West Central Missouri Solid Waste Management District
Region G - Mark Twain Solid Waste Management District
Region H - Mid-Missouri Solid Waste Management District
Region I - East Central Solid Waste Management District
Region J - Quad Lakes Solid Waste Management District
Region K - Ozark Rivers Solid Waste Management District
Region L - St. Louis - Jefferson Solid Waste Management District
Region M - Region M Solid Waste Management District
Region N - Southwest Missouri Solid Waste Management District
Region O - Solid Waste District "O"
Region P - South Central Solid Waste Management District
Region Q - Ozark Foothills Regional Solid Waste Management District
Region R - Southeast Missouri Solid Waste Management District
Region S - Bootheel Solid Waste Management District
Region T - Lake of the Ozarks Solid Waste Management District

7d. Provide a customer satisfaction measure, if available.

Not available

This page was intentionally left blank.

MISSOURI DEPARTMENT OF NATURAL RESOURCES

DECISION ITEM SUMMARY

Budget Unit								
Decision Item	FY 2015	FY 2015	FY 2016	FY 2016	FY 2017	FY 2017	FY 2017	FY 2017
Budget Object Summary	ACTUAL	ACTUAL	BUDGET	BUDGET	DEPT REQ	DEPT REQ	GOV REC	GOV REC
Fund	DOLLAR	FTE	DOLLAR	FTE	DOLLAR	FTE	DOLLAR	FTE
REGIONAL OFFICES								
CORE								
PERSONAL SERVICES								
GENERAL REVENUE	2,082,126	54.57	2,157,661	48.67	2,157,661	48.67	2,157,661	48.67
DEPT NATURAL RESOURCES	2,715,589	62.22	3,139,751	63.92	3,139,751	63.92	3,139,751	63.92
MO AIR EMISSION REDUCTION	176,957	3.76	185,388	4.00	195,388	4.00	195,388	4.00
DNR COST ALLOCATION	306,785	9.13	379,611	10.36	379,611	10.36	379,611	10.36
NRP-WATER POLLUTION PERMIT FEE	1,000,131	23.65	1,075,745	22.95	1,075,745	22.95	1,075,745	22.95
SOLID WASTE MGMT-SCRAP TIRE	192,681	4.52	237,729	4.85	237,729	4.85	237,729	4.85
SOLID WASTE MANAGEMENT	337,097	7.92	397,942	9.39	397,942	9.39	397,942	9.39
NRP-AIR POLLUTION ASBESTOS FEE	0	0.00	55,093	1.50	55,093	1.50	55,093	1.50
NRP-AIR POLLUTION PERMIT FEE	448,067	10.16	586,308	14.76	576,308	14.76	576,308	14.76
HAZARDOUS WASTE FUND	154,946	3.59	214,096	4.17	214,096	4.17	214,096	4.17
SAFE DRINKING WATER FUND	714,206	15.81	799,563	16.58	799,563	16.58	799,563	16.58
TOTAL - PS	8,128,585	195.33	9,228,887	201.15	9,228,887	201.15	9,228,887	201.15
EXPENSE & EQUIPMENT								
GENERAL REVENUE	182,032	0.00	187,812	0.00	187,812	0.00	187,812	0.00
DEPT NATURAL RESOURCES	352,704	0.00	514,920	0.00	514,920	0.00	514,920	0.00
MO AIR EMISSION REDUCTION	19,650	0.00	30,133	0.00	30,133	0.00	30,133	0.00
NRP-WATER POLLUTION PERMIT FEE	22,992	0.00	183,798	0.00	183,798	0.00	183,798	0.00
SOLID WASTE MGMT-SCRAP TIRE	25,456	0.00	55,248	0.00	55,248	0.00	55,248	0.00
SOLID WASTE MANAGEMENT	49,595	0.00	111,815	0.00	111,815	0.00	111,815	0.00
NRP-AIR POLLUTION PERMIT FEE	70,702	0.00	168,743	0.00	168,743	0.00	168,743	0.00
SOIL AND WATER SALES TAX	9,316	0.00	19,436	0.00	19,436	0.00	19,436	0.00
WATER & WASTEWATER LOAN FUND	0	0.00	1	0.00	1	0.00	1	0.00
HAZARDOUS WASTE FUND	15,455	0.00	16,211	0.00	16,211	0.00	16,211	0.00
SAFE DRINKING WATER FUND	182,386	0.00	221,342	0.00	221,342	0.00	221,342	0.00
TOTAL - EE	930,288	0.00	1,509,459	0.00	1,509,459	0.00	1,509,459	0.00
TOTAL	9,058,873	195.33	10,738,346	201.15	10,738,346	201.15	10,738,346	201.15
Pay Plan - 0000012								
PERSONAL SERVICES								
GENERAL REVENUE	0	0.00	0	0.00	0	0.00	43,154	0.00
DEPT NATURAL RESOURCES	0	0.00	0	0.00	0	0.00	62,795	0.00
MO AIR EMISSION REDUCTION	0	0.00	0	0.00	0	0.00	3,908	0.00

1/21/16 9:54

im_disummary

MISSOURI DEPARTMENT OF NATURAL RESOURCES

DECISION ITEM SUMMARY

Budget Unit									
Decision Item	FY 2015	FY 2015	FY 2016	FY 2016	FY 2017	FY 2017	FY 2017	FY 2017	FY 2017
Budget Object Summary	ACTUAL	ACTUAL	BUDGET	BUDGET	DEPT REQ	DEPT REQ	GOV REC	GOV REC	GOV REC
Fund	DOLLAR	FTE	DOLLAR	FTE	DOLLAR	FTE	DOLLAR	FTE	FTE
REGIONAL OFFICES									
Pay Plan - 0000012									
PERSONAL SERVICES									
DNR COST ALLOCATION	0	0.00	0	0.00	0	0.00	7,591	0.00	0.00
NRP-WATER POLLUTION PERMIT FEE	0	0.00	0	0.00	0	0.00	21,515	0.00	0.00
SOLID WASTE MGMT-SCRAP TIRE	0	0.00	0	0.00	0	0.00	4,755	0.00	0.00
SOLID WASTE MANAGEMENT	0	0.00	0	0.00	0	0.00	7,958	0.00	0.00
NRP-AIR POLLUTION ASBESTOS FEE	0	0.00	0	0.00	0	0.00	1,102	0.00	0.00
NRP-AIR POLLUTION PERMIT FEE	0	0.00	0	0.00	0	0.00	11,526	0.00	0.00
HAZARDOUS WASTE FUND	0	0.00	0	0.00	0	0.00	4,283	0.00	0.00
SAFE DRINKING WATER FUND	0	0.00	0	0.00	0	0.00	15,992	0.00	0.00
TOTAL - PS	0	0.00	0	0.00	0	0.00	184,579	0.00	0.00
TOTAL	0	0.00	0	0.00	0	0.00	184,579	0.00	0.00
SWRO/LOSO Trailer Replacement - 1780003									
EXPENSE & EQUIPMENT									
GENERAL REVENUE	0	0.00	0	0.00	110,000	0.00	25,085	0.00	0.00
NRP-WATER POLLUTION PERMIT FEE	0	0.00	0	0.00	0	0.00	24,412	0.00	0.00
SOLID WASTE MANAGEMENT	0	0.00	0	0.00	0	0.00	5,500	0.00	0.00
SAFE DRINKING WATER FUND	0	0.00	0	0.00	0	0.00	55,003	0.00	0.00
TOTAL - EE	0	0.00	0	0.00	110,000	0.00	110,000	0.00	0.00
TOTAL	0	0.00	0	0.00	110,000	0.00	110,000	0.00	0.00
GRAND TOTAL	\$9,058,873	195.33	\$10,738,346	201.15	\$10,848,346	201.15	\$11,032,925	201.15	201.15

CORE DECISION ITEM

Department of Natural Resources	Budget Unit <u>78855C</u>
Division of Environmental Quality	
Regional Offices Operations Core	HB Section <u>6.225</u>

1. CORE FINANCIAL SUMMARY

	FY 2017 Budget Request					FY 2017 Governor's Recommendation			
	GR	Federal	Other	Total		GR	Fed	Other	Total
PS	2,157,661	3,139,751	3,931,475	9,228,887	PS	2,157,661	3,139,751	3,931,475	9,228,887
EE	187,812	514,920	806,727	1,509,459	EE	187,812	514,920	806,727	1,509,459
PSD	0	0	0	0	PSD	0	0	0	0
Total	2,345,473	3,654,671	4,738,202	10,738,346	Total	2,345,473	3,654,671	4,738,202	10,738,346
FTE	48.67	63.92	88.56	201.15	FTE	48.67	63.92	88.56	201.15
Est. Fringe	1,026,831	1,494,208	1,870,989	4,392,027	Est. Fringe	1,026,831	1,494,208	1,870,989	4,392,027
<i>Note: Fringes budgeted in House Bill 5 except for certain fringes budgeted directly to MoDOT, Highway Patrol, and Conservation.</i>					<i>Note: Fringes budgeted in House Bill 5 except for certain fringes budgeted directly to MoDOT, Highway Patrol, and Conservation.</i>				

Other Funds: Missouri Air Emission Reduction Fund (0267); Cost Allocation Fund (0500); Natural Resources Protection Fund - Water Pollution Permit Fee Subaccount (0568); Solid Waste Management Fund – Scrap Tire Subaccount (0569); Solid Waste Management Fund (0570); Natural Resources Protection Fund - Air Pollution Asbestos Fee Subaccount (0584); Natural Resources Protection Fund – Air Pollution Permit Fee Subaccount (0594); Soil and Water Sales Tax Fund (0614); Water and Wastewater Loan Fund (0649); Hazardous Waste Fund (0676); and Safe Drinking Water Fund (0679)

Note: This core budget is facing fiscal challenges.

2. CORE DESCRIPTION

The Regional Offices are located throughout the state of Missouri and work in partnership with the environmental programs in order to protect the state's air, land and water resources, which are important for Missouri citizen's quality of life and the economy. The program provides consistent, efficient delivery of services closest to where Missourians live and work. This is accomplished through timely compliance assistance, inspection, on-site visits to permitted facilities, wastewater and air burn permit issuance, and investigating reported environmental concerns. Regional and satellite offices are located throughout the state to provide more local access to those we serve.

CORE DECISION ITEM

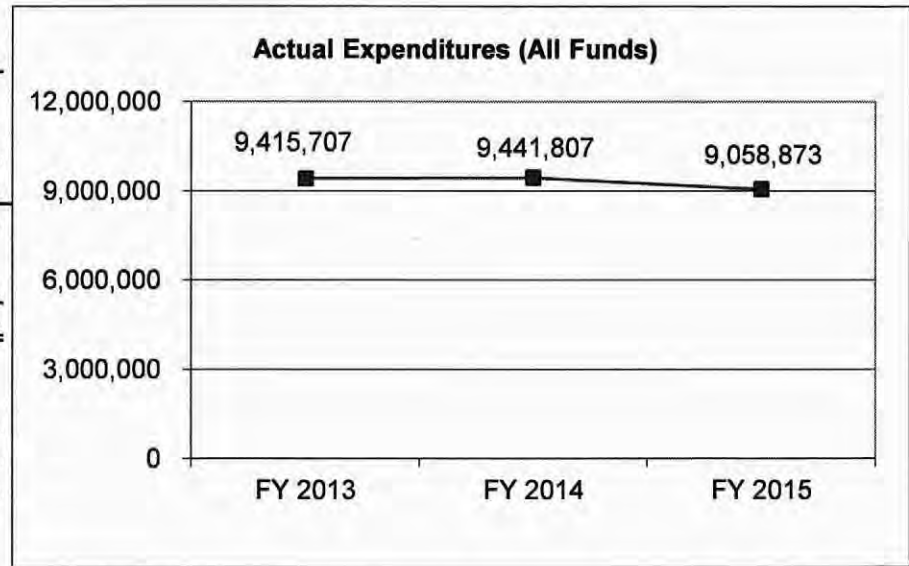
Department of Natural Resources	Budget Unit <u>78855C</u>
Division of Environmental Quality	
Regional Offices Operations Core	HB Section <u>6.225</u>

3. PROGRAM LISTING (list programs included in this core funding)

Regional Offices

4. FINANCIAL HISTORY

	FY 2013 Actual	FY 2014 Actual	FY 2015 Actual	FY 2016 Current Yr.
Appropriation (All Funds)	11,077,988	10,752,821	10,689,281	10,738,346
Less Reverted (All Funds)	(35,467)	(19,715)	(70,029)	N/A
Less Restricted (All Funds)	0	0	0	N/A
Budget Authority (All Funds)	11,042,521	10,733,106	10,619,252	N/A
Actual Expenditures (All Funds)	9,415,707	9,441,807	9,058,873	N/A
Unexpended (All Funds)	1,626,814	1,291,299	1,560,379	N/A
Unexpended, by Fund:				
General Revenue	243	58	144	N/A
Federal	406,647	233,730	633,736	N/A
Other	1,219,924	1,057,511	926,499	N/A



Reverted includes the statutory three-percent reserve amount (when applicable).

Restricted includes any Governor's Expenditure Restrictions which remained at the end of the fiscal year (when applicable).

Actual expenditures for all fiscal years are as of June 30 and do not include lapse period activities. Unexpended by Fund for FY 2013 reflects lapse period corrections.

CORE RECONCILIATION DETAIL

**DEPARTMENT OF NATURAL RESOURCES
REGIONAL OFFICES**

5. CORE RECONCILIATION DETAIL

				Budget Class	FTE	GR	Federal	Other	Total	Explanation
TAFP AFTER VETOES										
				PS	201.15	2,157,661	3,139,751	3,931,475	9,228,887	
				EE	0.00	187,812	514,920	806,727	1,509,459	
				Total	201.15	2,345,473	3,654,671	4,738,202	10,738,346	
DEPARTMENT CORE ADJUSTMENTS										
Core Reallocation	645	5341	PS	0.00	0	0	0	0		(0) Core reallocations will more closely align the budget with planned spending.
Core Reallocation	645	5342	PS	0.00	0	0	0	0		0 Core reallocations will more closely align the budget with planned spending.
Core Reallocation	645	5343	PS	(0.00)	0	0	0	0		0 Core reallocations will more closely align the budget with planned spending.
Core Reallocation	645	5346	PS	0.00	0	0	0	(10,000)	(10,000)	Core reallocations will more closely align the budget with planned spending.
Core Reallocation	645	5348	PS	0.00	0	0	0	0		0 Core reallocations will more closely align the budget with planned spending.
Core Reallocation	645	6013	PS	(0.00)	0	0	0	0		(0) Core reallocations will more closely align the budget with planned spending.
Core Reallocation	645	7790	PS	(0.00)	0	0	0	0		0 Core reallocations will more closely align the budget with planned spending.

CORE RECONCILIATION DETAIL

DEPARTMENT OF NATURAL RESOURCES
REGIONAL OFFICES

5. CORE RECONCILIATION DETAIL

			Budget Class	FTE	GR	Federal	Other	Total	Explanation
DEPARTMENT CORE ADJUSTMENTS									
Core Reallocation	645	8858	PS	0.00	0	0	10,000	10,000	Core reallocations will more closely align the budget with planned spending.
Core Reallocation	645	5340	PS	0.00	0	0	0	0	0 Core reallocations will more closely align the budget with planned spending.
NET DEPARTMENT CHANGES				0.00	0	0	0	0	
DEPARTMENT CORE REQUEST									
			PS	201.15	2,157,661	3,139,751	3,931,475	9,228,887	
			EE	0.00	187,812	514,920	806,727	1,509,459	
			Total	201.15	2,345,473	3,654,671	4,738,202	10,738,346	
GOVERNOR'S RECOMMENDED CORE									
			PS	201.15	2,157,661	3,139,751	3,931,475	9,228,887	
			EE	0.00	187,812	514,920	806,727	1,509,459	
			Total	201.15	2,345,473	3,654,671	4,738,202	10,738,346	

MISSOURI DEPARTMENT OF NATURAL RESOURCES

DECISION ITEM DETAIL

Budget Unit	FY 2015	FY 2015	FY 2016	FY 2016	FY 2017	FY 2017	FY 2017	FY 2017
Decision Item	ACTUAL	ACTUAL	BUDGET	BUDGET	DEPT REQ	DEPT REQ	GOV REC	GOV REC
Budget Object Class	DOLLAR	FTE	DOLLAR	FTE	DOLLAR	FTE	DOLLAR	FTE
REGIONAL OFFICES								
CORE								
OFFICE SUPPORT ASST (KEYBRD)	180,567	7.83	213,943	9.00	201,492	8.70	201,492	8.70
SR OFC SUPPORT ASST (KEYBRD)	353,598	13.53	393,089	14.80	387,463	14.80	387,463	14.80
ACCOUNT CLERK II	3,668	0.14	0	0.00	0	0.00	0	0.00
EXECUTIVE II	173,806	4.86	181,010	5.00	181,020	5.00	181,020	5.00
ENVIRONMENTAL SPEC I	209,437	6.89	0	0.00	0	0.00	0	0.00
ENVIRONMENTAL SPEC II	530,911	14.74	0	0.00	0	0.00	0	0.00
ENVIRONMENTAL SPEC III	2,851,357	68.49	4,161,050	89.55	4,379,415	92.65	4,379,415	92.65
ENVIRONMENTAL SPEC IV	919,850	19.13	1,503,243	28.85	0	(0.00)	0	(0.00)
ENVIRONMENTAL ENGR I	71,038	1.66	0	0.00	0	0.00	0	0.00
ENVIRONMENTAL ENGR II	659,225	13.35	973,236	17.95	739,644	15.00	739,644	15.00
ENVIRONMENTAL ENGR III	325,057	5.73	289,378	5.00	334,884	6.00	334,884	6.00
ENVIRONMENTAL ENGR IV	69,241	1.01	69,619	1.00	69,612	1.00	69,612	1.00
ENVIRONMENTAL SCIENTIST	37,368	0.72	0	0.00	207,728	4.00	207,728	4.00
ENVIRONMENTAL SUPERVISOR	365,335	6.83	0	0.00	1,284,916	24.00	1,284,916	24.00
WATER SPEC I	4,175	0.13	0	0.00	0	0.00	0	0.00
WATER SPEC III	370,302	9.23	404,050	10.00	403,800	10.00	403,800	10.00
TECHNICAL ASSISTANT I	68,877	2.76	0	0.00	0	0.00	0	0.00
TECHNICAL ASSISTANT II	117,965	4.14	196,014	7.00	194,532	7.00	194,532	7.00
ENVIRONMENTAL MGR B1	158,589	2.76	173,161	3.00	173,174	3.00	173,174	3.00
ENVIRONMENTAL MGR B2	235,760	4.13	304,172	5.00	304,283	5.00	304,283	5.00
ENVIRONMENTAL MGR B3	352,726	4.84	366,922	5.00	366,924	5.00	366,924	5.00
OFFICE WORKER MISCELLANEOUS	10,944	0.39	0	0.00	0	0.00	0	0.00
MISCELLANEOUS TECHNICAL	52,391	1.82	0	0.00	0	0.00	0	0.00
SEASONAL AIDE	6,398	0.22	0	0.00	0	0.00	0	0.00
TOTAL - PS	8,128,585	195.33	9,228,887	201.15	9,228,887	201.15	9,228,887	201.15
TRAVEL, IN-STATE	317,779	0.00	338,092	0.00	334,324	0.00	334,324	0.00
TRAVEL, OUT-OF-STATE	920	0.00	11,746	0.00	11,746	0.00	11,746	0.00
FUEL & UTILITIES	5,754	0.00	36,629	0.00	33,748	0.00	33,748	0.00
SUPPLIES	272,877	0.00	400,664	0.00	400,664	0.00	400,664	0.00
PROFESSIONAL DEVELOPMENT	41,724	0.00	74,182	0.00	74,182	0.00	74,182	0.00
COMMUNICATION SERV & SUPP	105,351	0.00	275,445	0.00	275,445	0.00	275,445	0.00
PROFESSIONAL SERVICES	40,532	0.00	123,753	0.00	119,400	0.00	119,400	0.00

MISSOURI DEPARTMENT OF NATURAL RESOURCES

DECISION ITEM DETAIL

Budget Unit	FY 2015	FY 2015	FY 2016	FY 2016	FY 2017	FY 2017	FY 2017	FY 2017
Decision Item	ACTUAL	ACTUAL	BUDGET	BUDGET	DEPT REQ	DEPT REQ	GOV REC	GOV REC
Budget Object Class	DOLLAR	FTE	DOLLAR	FTE	DOLLAR	FTE	DOLLAR	FTE
REGIONAL OFFICES								
CORE								
HOUSEKEEPING & JANITORIAL SERV	183	0.00	7,701	0.00	7,701	0.00	7,701	0.00
M&R SERVICES	59,180	0.00	111,661	0.00	111,661	0.00	111,661	0.00
COMPUTER EQUIPMENT	6,669	0.00	0	0.00	0	0.00	0	0.00
MOTORIZED EQUIPMENT	0	0.00	4	0.00	4	0.00	4	0.00
OFFICE EQUIPMENT	41,789	0.00	55,029	0.00	61,029	0.00	61,029	0.00
OTHER EQUIPMENT	20,854	0.00	44,533	0.00	49,534	0.00	49,534	0.00
PROPERTY & IMPROVEMENTS	276	0.00	0	0.00	0	0.00	0	0.00
BUILDING LEASE PAYMENTS	0	0.00	755	0.00	755	0.00	755	0.00
EQUIPMENT RENTALS & LEASES	11,506	0.00	15,556	0.00	15,557	0.00	15,557	0.00
MISCELLANEOUS EXPENSES	4,894	0.00	13,709	0.00	13,709	0.00	13,709	0.00
TOTAL - EE	930,288	0.00	1,509,459	0.00	1,509,459	0.00	1,509,459	0.00
GRAND TOTAL	\$9,058,873	195.33	\$10,738,346	201.15	\$10,738,346	201.15	\$10,738,346	201.15
GENERAL REVENUE	\$2,264,158	54.57	\$2,345,473	48.67	\$2,345,473	48.67	\$2,345,473	48.67
FEDERAL FUNDS	\$3,068,293	62.22	\$3,654,671	63.92	\$3,654,671	63.92	\$3,654,671	63.92
OTHER FUNDS	\$3,726,422	78.54	\$4,738,202	88.56	\$4,738,202	88.56	\$4,738,202	88.56

PROGRAM DESCRIPTION

Department of Natural Resources

HB Section(s): 6.225

DEQ - Regional Offices

Program is found in the following core budget(s): Regional Offices

1. What does this program do?

The Regional Offices consist of five offices (St. Louis Regional Office, Kansas City Regional Office, Northeast Regional Office, Southeast Regional Office, and Southwest Regional Office) and 6 satellite offices. The Regional Offices represent the department and provide interaction with regulated facilities and citizens at the local level. Staff of the Regional Offices conduct environmental inspections, investigate citizen concerns, provide technical assistance, issue water pollution and open burning permits, and are responsive to inquiries and requests for assistance from multiple sources including the public, legislators, other department entities, various federal and state agencies, various media outlets, and other DNR staff.

2. What is the authorization for this program, i.e., federal or state statute, etc.? (Include the federal program number, if applicable.)

Federal Clean Water Act as amended
Federal Safe Drinking Water Act as amended
Federal Clean Air Act, with amendments, 1990
Federal Comprehensive Environmental Response,
Compensation, and Liability Act of 1980, as amended, Public Law 96-510
Federal Superfund Amendments and Reauthorization Act of 1986, Public Law 99-499
Federal Resource Conservation and Recovery Act of 1976; as amended, Public Law 94-580
Federal Solid Waste Disposal Act of 1976, as amended
RSMo 640.040 Cleanup of Controlled Substance
RSMo 260.500 through 260.552 Hazardous Substance Emergency Response

Also see program authorization in the core operating budgets for the Division of Environmental Quality's Water Protection Program, Air Pollution Control Program, Hazardous Waste Program, and Solid Waste Management Program.

3. Are there federal matching requirements? If yes, please explain.

Performance Partnership Grant	Match varies by component
Drinking Water State Revolving Fund	20% State
Clean Water State Revolving Fund	20% State

4. Is this a federally mandated program? If yes, please explain.

The Regional Offices provide support to implement the Clean Water Act; the Safe Drinking Water Act; the Clean Air Act; the Resource Conservation and Recovery Act; the Comprehensive Environmental Response, Compensation, and Liability Act; and the Superfund Amendments and Reauthorization Act.

PROGRAM DESCRIPTION

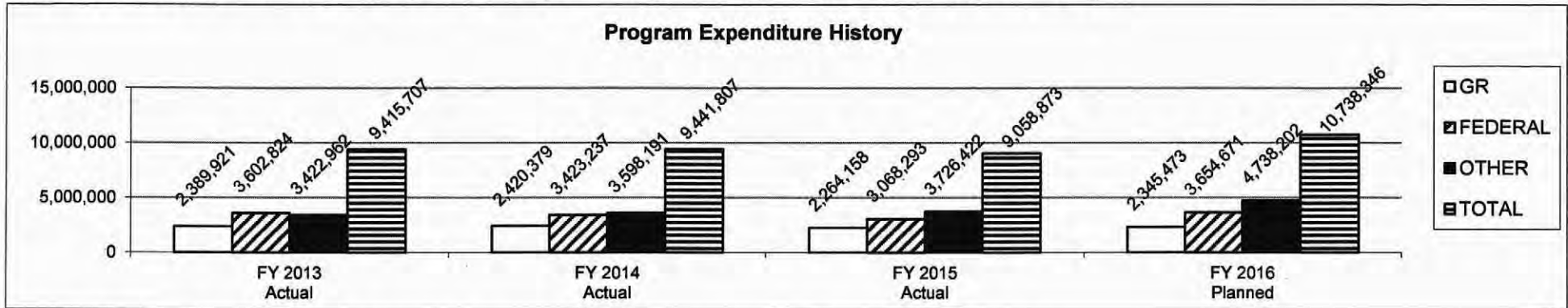
Department of Natural Resources

HB Section(s): 6.225

DEQ - Regional Offices

Program is found in the following core budget(s): Regional Offices

5. Provide actual expenditures for the prior three fiscal years and planned expenditures for the current fiscal year.

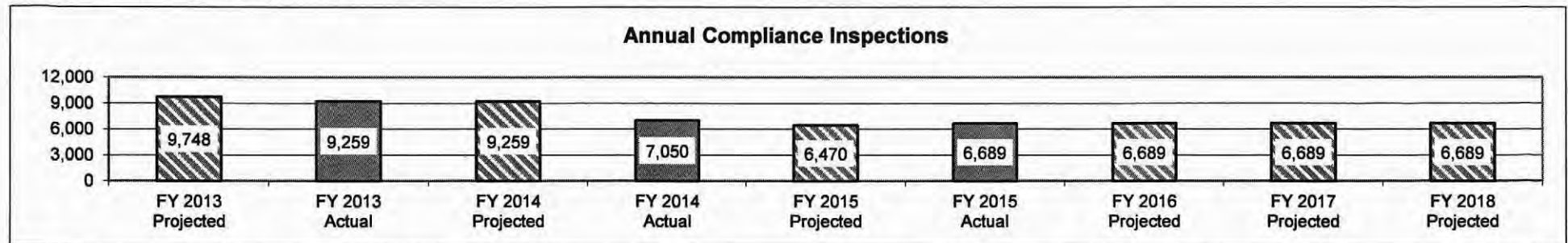


Notes: FY 2013 Actual data includes lapse period corrections. FY 2016 Planned is shown at full appropriation.

6. What are the sources of the "Other" funds?

Missouri Air Emission Reduction Fund (0267); Cost Allocation Fund (0500); Natural Resources Protection Fund - Water Pollution Permit Fee Subaccount (0568); Solid Waste Management Fund - Scrap Tire Subaccount (0569); Solid Waste Management Fund (0570); Natural Resources Protection Fund - Air Pollution Asbestos Fee Subaccount (0584); Natural Resources Protection Fund - Air Pollution Permit Fee Subaccount (0594); Soil and Water Sales Tax Fund (0614); Water and Wastewater Loan Fund (0649); Hazardous Waste Fund (0676); and Safe Drinking Water Fund (0679).

7a. Provide an effectiveness measure.



PROGRAM DESCRIPTION

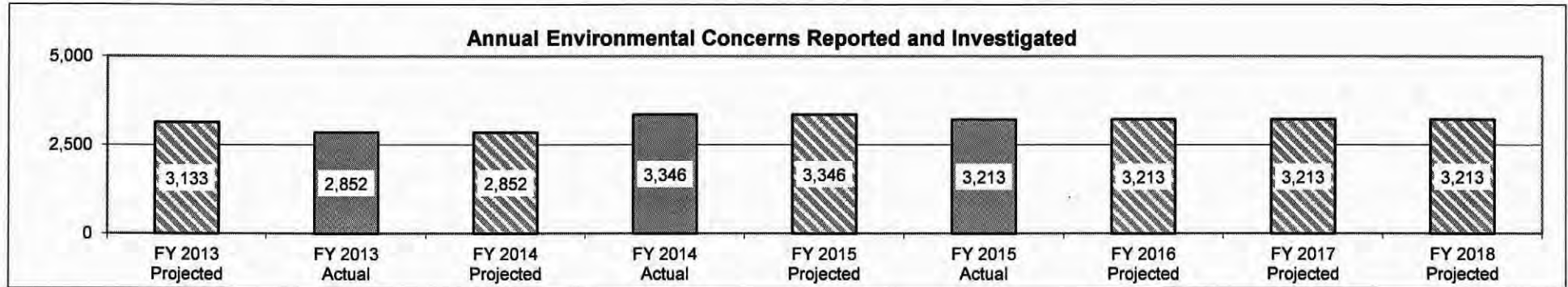
Department of Natural Resources

HB Section(s): 6.225

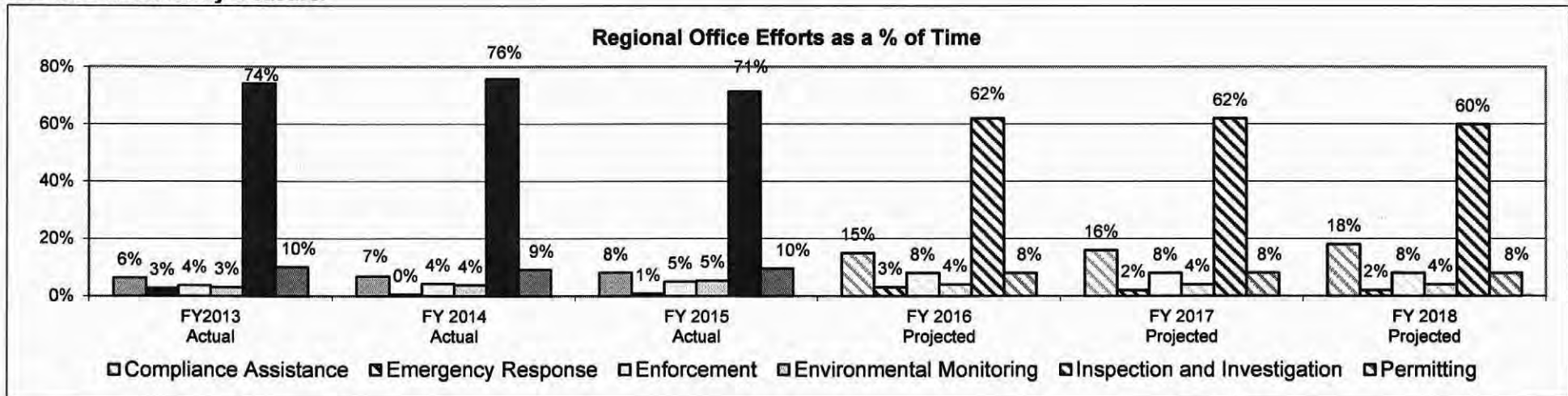
DEQ - Regional Offices

Program is found in the following core budget(s): Regional Offices

7a. Provide an effectiveness measure (continued).



7b. Provide an efficiency measure.



PROGRAM DESCRIPTION

Department of Natural Resources

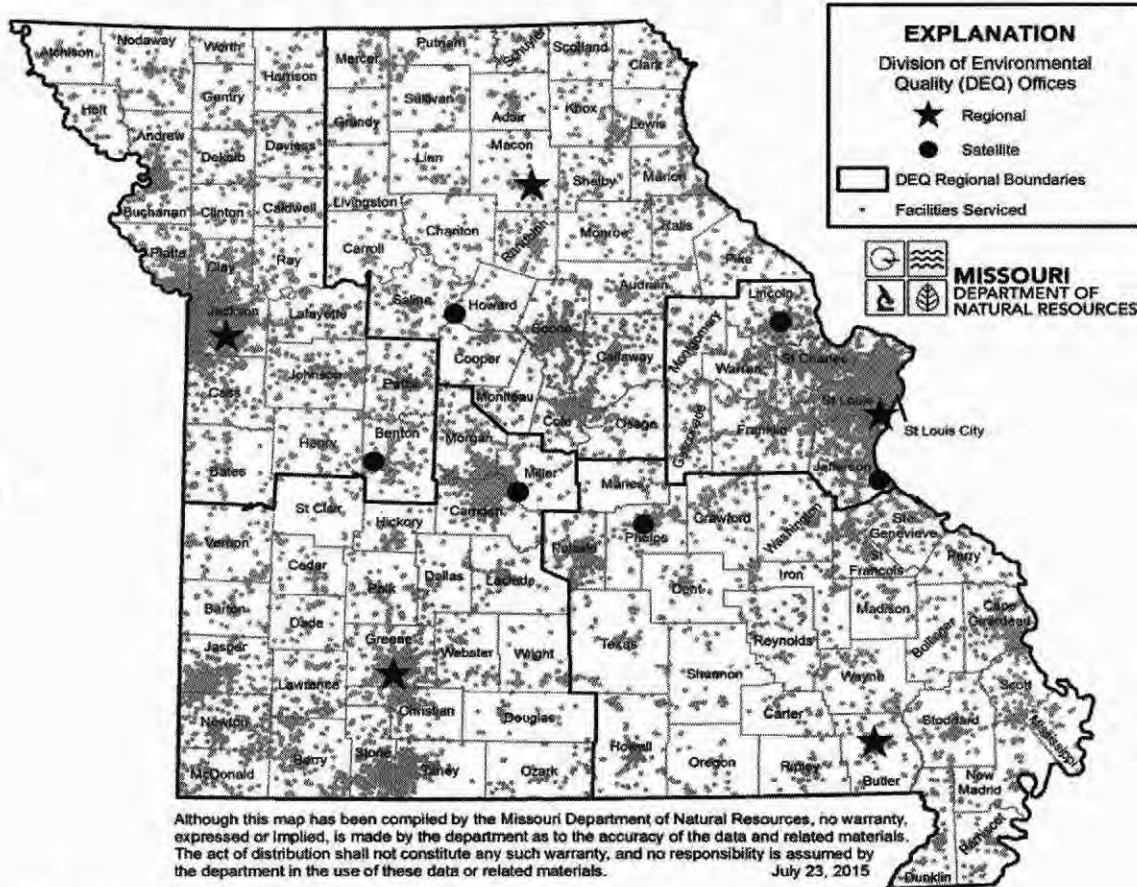
HB Section(s): 6.225

DEQ - Regional Offices

Program is found in the following core budget(s): Regional Offices

7c. Provide the number of clients/individuals served, if applicable.

Location of Permitted Facilities Shown in Relation to Regional and Satellite Offices



Northeast Regional Office
 Macon
 > Arrow Rock Satellite Office

St. Louis Regional Office
 > Jefferson County Satellite Office
 Festus
 > Lincoln County Satellite Office
 Troy

Southeast Regional Office
 Poplar Bluff
 > Rolla Satellite Office

Kansas City Regional Office
 Lees Summit
 > Truman Lake Satellite Office
 Warsaw

Southwest Regional Office
 Springfield
 > Lake of the Ozarks Satellite Office
 Osage Beach

7d. Provide a customer satisfaction measure, if available.

Not available

NEW DECISION ITEM
RANK: 007 OF 015

Department of Natural Resources	Budget Unit 78855C
Division of Environmental Quality	
SWRO/Lake Ozark Satellite Office Trailer Replacement DI# 1780003	House Bill 6.225

1. AMOUNT OF REQUEST

FY 2017 Budget Request					FY 2017 Governor's Recommendation				
	GR	Federal	Other	Total		GR	Fed	Other	Total
PS	0	0	0	0	PS	0	0	0	0
EE	110,000	0	0	110,000	EE	25,085	0	84,915	110,000
PSD	0	0	0	0	PSD	0	0	0	0
Total	110,000	0	0	110,000	Total	25,085	0	84,915	110,000
FTE	0.00	0.00	0.00	0.00	FTE	0.00	0.00	0.00	0.00
Est. Fringe	0	0	0	0	Est. Fringe	0	0	0	0
<i>Note: Fringes budgeted in House Bill 5 except for certain fringes budgeted directly to MoDOT, Highway Patrol, and Conservation.</i>					<i>Note: Fringes budgeted in House Bill 5 except for certain fringes budgeted directly to MoDOT, Highway Patrol, and Conservation.</i>				
Other Funds: Not applicable					Other Funds: Natural Resources Protection Fund - Water Pollution Permit Fee Subaccount (0568); Solid Waste Management Fund (0570); Safe Drinking Water Fund (0679)				

2. THIS REQUEST CAN BE CATEGORIZED AS:

<input type="checkbox"/> New Legislation	<input type="checkbox"/> New Program	<input type="checkbox"/> Supplemental
<input type="checkbox"/> Federal Mandate	<input type="checkbox"/> Program Expansion	<input type="checkbox"/> Cost to Continue
<input type="checkbox"/> GR Pick-Up	<input checked="" type="checkbox"/> Space Request	<input type="checkbox"/> Equipment Replacement
<input type="checkbox"/> Pay Plan	<input type="checkbox"/> Other: _____	

3. WHY IS THIS FUNDING NEEDED? PROVIDE AN EXPLANATION FOR ITEMS CHECKED IN #2. INCLUDE THE FEDERAL OR STATE STATUTORY OR CONSTITUTIONAL AUTHORIZATION FOR THIS PROGRAM.

Several years ago the Department of Natural Resources (DNR) recognized the need to reach out to many types of facilities on a daily basis in the Lake of the Ozarks area. A satellite office was opened to offer compliance and other community assistance. The Lake of the Ozarks satellite office staff are currently housed in a small three room house trailer. The trailer was purchased in the 1990s and is rapidly reaching the point of disrepair. A recent safety audit found many areas in need of repair including an analysis of the electrical system. Staff do not have access to water other than in the bathroom sink, storage space for necessary supplies, or space to meet with the public. To be effective in our assistance to the public, an adequate facility is needed.

NEW DECISION ITEM
RANK: 007 OF 015

Department of Natural Resources	Budget Unit 78855C
Division of Environmental Quality	
SWRO/Lake Ozark Satellite Office Trailer Replacement DI# 1780003	House Bill 6.225

4. DESCRIBE THE DETAILED ASSUMPTIONS USED TO DERIVE THE SPECIFIC REQUESTED AMOUNT. (How did you determine that the requested number of FTE were appropriate? From what source or standard did you derive the requested levels of funding? Were alternatives such as outsourcing or automation considered? If based on new legislation, does request tie to TAFP fiscal note? If not, explain why. Detail which portions of the request are one-times and how those amounts were calculated.)

The department is requesting expense and equipment authority to replace the Lake Ozark Satellite Office (LOSO) trailer. Initial bids from three vendors for a trailer that meets the LOSO needs average approximately \$97,500 for a 1,500 square foot trailer, including delivery, block, level, anchor and skirting. Additional costs include site preparation, removal of the existing trailer, and possible increased electrical circuit needs and preparation for a larger AC unit, therefore the department is requesting \$110,000 to replace the existing trailer. Existing office furniture will be used.

5. BREAK DOWN THE REQUEST BY BUDGET OBJECT CLASS, JOB CLASS, AND FUND SOURCE. IDENTIFY ONE-TIME COSTS.

Budget Object Class/Job Class	Dept Req GR DOLLARS	Dept Req GR FTE	Dept Req FED DOLLARS	Dept Req FED FTE	Dept Req OTHER DOLLARS	Dept Req OTHER FTE	Dept Req TOTAL DOLLARS	Dept Req TOTAL FTE	Dept Req One-Time DOLLARS
Total PS	0	0.00	0	0.00	0	0.00	0	0.00	0
640/Property & Improvements	110,000						110,000		110,000
Total EE	<u>110,000</u>		<u>0</u>		<u>0</u>		<u>110,000</u>		<u>110,000</u>
Total PSD	<u>0</u>		<u>0</u>		<u>0</u>		<u>0</u>		<u>0</u>
Grand Total	<u>110,000</u>	<u>0.00</u>	<u>0</u>	<u>0.00</u>	<u>0</u>	<u>0.00</u>	<u>110,000</u>	<u>0.00</u>	<u>110,000</u>

NEW DECISION ITEM
RANK: 007 OF 015

Department of Natural Resources		Budget Unit <u>78855C</u>							
Division of Environmental Quality		House Bill <u>6.225</u>							
SWRO/Lake Ozark Satellite Office Trailer Replacement		DI# <u>1780003</u>							
Budget Object Class/Job Class	Gov Rec GR DOLLARS	Gov Rec GR FTE	Gov Rec FED DOLLARS	Gov Rec FED FTE	Gov Rec OTHER DOLLARS	Gov Rec OTHER FTE	Gov Rec TOTAL DOLLARS	Gov Rec TOTAL FTE	Gov Rec One-Time DOLLARS
Total PS	<u>0</u>	<u>0.00</u>	<u>0</u>	<u>0.00</u>	<u>0</u>	<u>0.00</u>	<u>0</u>	<u>0.00</u>	<u>0</u>
640/Property & Improvements	<u>25,085</u>				<u>84,915</u>		<u>110,000</u>		<u>110,000</u>
Total EE	<u>25,085</u>		<u>0</u>		<u>84,915</u>		<u>110,000</u>		<u>110,000</u>
Total PSD	<u>0</u>		<u>0</u>		<u>0</u>		<u>0</u>		<u>0</u>
Grand Total	<u>25,085</u>	<u>0.00</u>	<u>0</u>	<u>0.00</u>	<u>84,915</u>	<u>0.00</u>	<u>110,000</u>	<u>0.00</u>	<u>110,000</u>

MISSOURI DEPARTMENT OF NATURAL RESOURCES

DECISION ITEM DETAIL

Budget Unit	FY 2015	FY 2015	FY 2016	FY 2016	FY 2017	FY 2017	FY 2017	FY 2017
Decision Item	ACTUAL	ACTUAL	BUDGET	BUDGET	DEPT REQ	DEPT REQ	GOV REC	GOV REC
Budget Object Class	DOLLAR	FTE	DOLLAR	FTE	DOLLAR	FTE	DOLLAR	FTE
REGIONAL OFFICES								
SWRO/LOSO Trailer Replacement - 1780003								
PROPERTY & IMPROVEMENTS	0	0.00	0	0.00	110,000	0.00	110,000	0.00
TOTAL - EE	0	0.00	0	0.00	110,000	0.00	110,000	0.00
GRAND TOTAL	\$0	0.00	\$0	0.00	\$110,000	0.00	\$110,000	0.00
GENERAL REVENUE	\$0	0.00	\$0	0.00	\$110,000	0.00	\$25,085	0.00
FEDERAL FUNDS	\$0	0.00	\$0	0.00	\$0	0.00	\$0	0.00
OTHER FUNDS	\$0	0.00	\$0	0.00	\$0	0.00	\$84,915	0.00

MISSOURI DEPARTMENT OF NATURAL RESOURCES

DECISION ITEM SUMMARY

Budget Unit								
Decision Item	FY 2015	FY 2015	FY 2016	FY 2016	FY 2017	FY 2017	FY 2017	FY 2017
Budget Object Summary	ACTUAL	ACTUAL	BUDGET	BUDGET	DEPT REQ	DEPT REQ	GOV REC	GOV REC
Fund	DOLLAR	FTE	DOLLAR	FTE	DOLLAR	FTE	DOLLAR	FTE
ENVIRONMENTAL SERVICES PRGM								
CORE								
PERSONAL SERVICES								
GENERAL REVENUE	1,085,777	23.34	1,136,793	23.00	1,136,793	23.00	1,136,793	23.00
DEPT NATURAL RESOURCES	1,299,437	30.76	1,510,649	34.85	1,510,649	34.85	1,510,649	34.85
NATURAL RESOURCES PROTECTION	1,826	0.05	60,383	1.30	60,383	1.30	60,383	1.30
NRP-WATER POLLUTION PERMIT FEE	200,626	4.96	208,873	4.58	208,873	4.58	208,873	4.58
SOLID WASTE MANAGEMENT	44,239	1.01	47,744	1.07	47,744	1.07	47,744	1.07
NRP-AIR POLLUTION PERMIT FEE	645,543	15.06	670,491	12.08	670,491	12.08	670,491	12.08
ENVIRONMENTAL RADIATION MONITR	158	0.00	12,272	0.25	12,272	0.25	12,272	0.25
HAZARDOUS WASTE FUND	63,549	1.37	80,740	1.38	80,740	1.38	80,740	1.38
SAFE DRINKING WATER FUND	557,434	14.11	608,510	14.49	608,510	14.49	608,510	14.49
TOTAL - PS	3,898,589	90.66	4,336,455	93.00	4,336,455	93.00	4,336,455	93.00
EXPENSE & EQUIPMENT								
GENERAL REVENUE	317,949	0.00	317,949	0.00	317,949	0.00	317,949	0.00
DEPT NATURAL RESOURCES	546,853	0.00	789,797	0.00	789,797	0.00	789,797	0.00
NATURAL RESOURCES PROTECTION	2,242	0.00	58,869	0.00	58,869	0.00	58,869	0.00
SOLID WASTE MANAGEMENT	3,582	0.00	10,108	0.00	10,108	0.00	10,108	0.00
NRP-AIR POLLUTION PERMIT FEE	356,820	0.00	332,879	0.00	332,879	0.00	332,879	0.00
ENVIRONMENTAL RADIATION MONITR	1,460	0.00	19,920	0.00	19,920	0.00	19,920	0.00
HAZARDOUS WASTE FUND	23,664	0.00	25,621	0.00	25,621	0.00	25,621	0.00
TOTAL - EE	1,252,570	0.00	1,555,143	0.00	1,555,143	0.00	1,555,143	0.00
TOTAL	5,151,159	90.66	5,891,598	93.00	5,891,598	93.00	5,891,598	93.00
Pay Plan - 0000012								
PERSONAL SERVICES								
GENERAL REVENUE	0	0.00	0	0.00	0	0.00	22,735	0.00
DEPT NATURAL RESOURCES	0	0.00	0	0.00	0	0.00	30,214	0.00
NATURAL RESOURCES PROTECTION	0	0.00	0	0.00	0	0.00	1,208	0.00
NRP-WATER POLLUTION PERMIT FEE	0	0.00	0	0.00	0	0.00	4,178	0.00
SOLID WASTE MANAGEMENT	0	0.00	0	0.00	0	0.00	954	0.00
NRP-AIR POLLUTION PERMIT FEE	0	0.00	0	0.00	0	0.00	13,410	0.00
ENVIRONMENTAL RADIATION MONITR	0	0.00	0	0.00	0	0.00	245	0.00
HAZARDOUS WASTE FUND	0	0.00	0	0.00	0	0.00	1,614	0.00

1/21/16 9:54

im_disummary

MISSOURI DEPARTMENT OF NATURAL RESOURCES

DECISION ITEM SUMMARY

Budget Unit								
Decision Item	FY 2015	FY 2015	FY 2016	FY 2016	FY 2017	FY 2017	FY 2017	FY 2017
Budget Object Summary	ACTUAL	ACTUAL	BUDGET	BUDGET	DEPT REQ	DEPT REQ	GOV REC	GOV REC
Fund	DOLLAR	FTE	DOLLAR	FTE	DOLLAR	FTE	DOLLAR	FTE
ENVIRONMENTAL SERVICES PRGM								
Pay Plan - 0000012								
PERSONAL SERVICES								
SAFE DRINKING WATER FUND	0	0.00	0	0.00	0	0.00	12,170	0.00
TOTAL - PS	0	0.00	0	0.00	0	0.00	86,728	0.00
TOTAL	0	0.00	0	0.00	0	0.00	86,728	0.00
GRAND TOTAL	\$5,151,159	90.66	\$5,891,598	93.00	\$5,891,598	93.00	\$5,978,326	93.00

MISSOURI DEPARTMENT OF NATURAL RESOURCES

DECISION ITEM SUMMARY

Budget Unit								
Decision Item	FY 2015	FY 2015	FY 2016	FY 2016	FY 2017	FY 2017	FY 2017	FY 2017
Budget Object Summary	ACTUAL	ACTUAL	BUDGET	BUDGET	DEPT REQ	DEPT REQ	GOV REC	GOV REC
Fund	DOLLAR	FTE	DOLLAR	FTE	DOLLAR	FTE	DOLLAR	FTE
HAZARD SUB & EMERGENCY RESPONSE								
CORE								
EXPENSE & EQUIPMENT								
DEPT NATURAL RESOURCES	135,845	0.00	200,000	0.00	200,000	0.00	200,000	0.00
HAZARDOUS WASTE FUND	150,000	0.00	150,000	0.00	150,000	0.00	150,000	0.00
TOTAL - EE	285,845	0.00	350,000	0.00	350,000	0.00	350,000	0.00
TOTAL	285,845	0.00	350,000	0.00	350,000	0.00	350,000	0.00
EER PSD Increase NDI - 1780006								
EXPENSE & EQUIPMENT								
HAZARDOUS WASTE FUND	0	0.00	0	0.00	350,000	0.00	1	0.00
TOTAL - EE	0	0.00	0	0.00	350,000	0.00	1	0.00
TOTAL	0	0.00	0	0.00	350,000	0.00	1	0.00
GRAND TOTAL	\$285,845	0.00	\$350,000	0.00	\$700,000	0.00	\$350,001	0.00

CORE DECISION ITEM

Department of Natural Resources	Budget Unit 78885C, 79475C
Division of Environmental Quality	
Environmental Services Program Core	HB Section 6.225

1. CORE FINANCIAL SUMMARY

	FY 2017 Budget Request				FY 2017 Governor's Recommendation			
	GR	Federal	Other	Total	GR	Fed	Other	Total
PS	1,136,793	1,510,649	1,689,013	4,336,455	1,136,793	1,510,649	1,689,013	4,336,455
EE	317,949	989,797	597,397	1,905,143	317,949	989,797	597,397	1,905,143
PSD	0	0	0	0	0	0	0	0
Total	1,454,742	2,500,446	2,286,410	6,241,598	1,454,742	2,500,446	2,286,410	6,241,598
FTE	23.00	34.85	35.15	93.00	23.00	34.85	35.15	93.00
Est. Fringe	541,000	718,918	803,801	2,063,719	541,000	718,918	803,801	2,063,719

Note: Fringes budgeted in House Bill 5 except for certain fringes budgeted directly to MoDOT, Highway Patrol, and Conservation.

Note: Fringes budgeted in House Bill 5 except for certain fringes budgeted directly to MoDOT, Highway Patrol, and Conservation.

Other Funds: Natural Resources Protection Fund - Damages Subaccount (0555); Natural Resources Protection Fund - Water Pollution Permit Fee Subaccount (0568); Solid Waste Management Fund (0570); Natural Resources Protection Fund – Air Pollution Permit Fee Subaccount (0594); Environmental Radiation Monitoring Fund (0656); Hazardous Waste Fund (0676); and Safe Drinking Water Fund (0679).

Note: This core budget is facing fiscal challenges.

2. CORE DESCRIPTION

The Environmental Services Program (ESP) provides field support and monitoring functions throughout Missouri. ESP includes the state's environmental laboratory. The laboratory is accredited by the U.S. Environmental Protection Agency (EPA) and performs chemical analysis of public drinking water supplies throughout the state. The lab also analyzes air, water, and soil samples. ESP also includes the Environmental Emergency Response Section which maintains a 24 hour/day, 7 day/week support and response capability that encompasses hazardous substance releases, radiological incidents, homeland security events, weapons of mass destruction, and natural disasters. Local fire departments, haz mat teams, law enforcement, and first responders throughout Missouri rely upon these services. This section also provides support and economical disposal options to law enforcement dealing with hazardous wastes as a result of clandestine drug lab seizures (predominately methamphetamine (meth) related). In addition, ESP has sections specializing in field monitoring of air and water quality.

Hazardous Substances Analysis & Emergency Response: The department coordinates state, federal and local efforts during an environmental emergency, including the coordination of controlled substance cleanup, and ensures that the emergency is brought to a safe and environmentally sound conclusion. In FY 2015, nearly 1,600 hazardous substance spills, leaks and other chemical-related incidents were reported through the emergency response system. Many of these incidents required an on-scene response to assess the situation, provide technical assistance to on-site responders and ensure that the hazardous substance release was properly cleaned up.

CORE DECISION ITEM

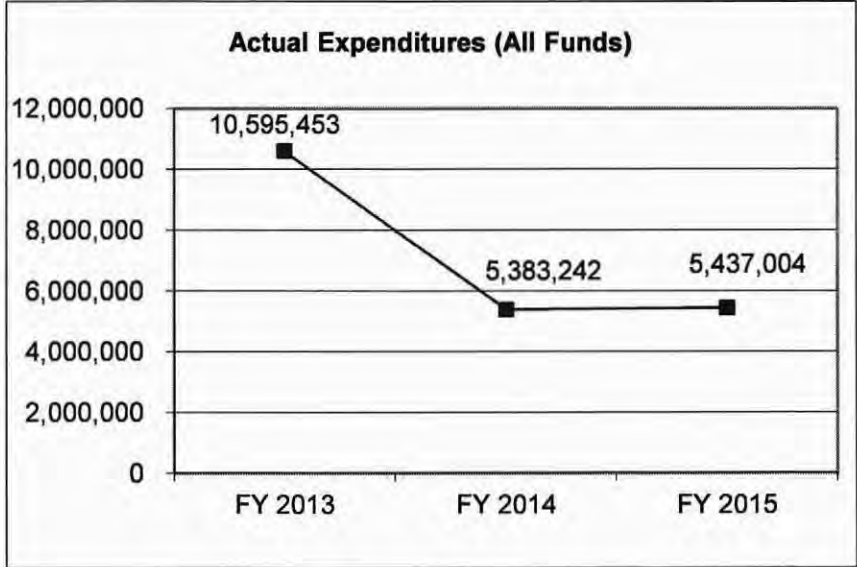
Department of Natural Resources	Budget Unit 78885C, 79475C
Division of Environmental Quality	
Environmental Services Program Core	HB Section 6.225

3. PROGRAM LISTING (list programs included in this core funding)

Environmental Services Program

4. FINANCIAL HISTORY

	<u>FY 2013</u> Actual	<u>FY 2014</u> Actual	<u>FY 2015</u> Actual	<u>FY 2016</u> Current Yr.
Appropriation (All Funds)	11,735,788	6,145,409	6,218,347	6,241,598
Less Reverted (All Funds)	(41,432)	(43,132)	(43,459)	N/A
Less Restricted (All Funds)	0	0	0	N/A
Budget Authority (All Funds)	11,694,356	6,102,277	6,174,888	N/A
Actual Expenditures (All Funds)	10,595,453	5,383,242	5,437,004	N/A
Unexpended (All Funds)	1,098,903	719,035	737,884	N/A
Unexpended, by Fund:				
General Revenue	64	1,100	1,460	N/A
Federal	490,367	469,333	435,050	N/A
Other	608,472	248,602	301,374	N/A
	(1)	(1)	(1)	(1,2)



Reverted includes the statutory three-percent reserve amount (when applicable).

Restricted includes any Governor's Expenditure Restrictions which remained at the end of the fiscal year (when applicable).

Actual expenditures for all fiscal years are as of June 30 and do not include lapse period activities.

CORE DECISION ITEM

Department of Natural Resources	Budget Unit 78885C, 79475C
Division of Environmental Quality	
Environmental Services Program Core	HB Section 6.225

4. FINANCIAL HISTORY (continued)

NOTES:

(1) The Cleanup of Controlled Substances pass through appropriation was estimated through Fiscal Year 2012. The Environmental Emergency Response pass through appropriation was estimated through Fiscal Year 2013. These appropriations are used for a varying number and size of meth cleanups and emergencies, making the appropriation needs unpredictable from year to year. For example, the Fiscal Year 2013 Actual Expenditures include one-time disbursements of \$5,027,438 for the emergency Drought Cost-Share Assistance Program. Beginning with the Fiscal Year 2014 budget, however, the appropriations are not estimated.

(2) The FY 2016 pass through appropriations are: Controlled Substance Cleanup \$150,000; Environmental Emergency Response \$200,000.

Environmental Services Program - Reconciliation

	FY 2013	FY 2014	FY 2015	FY 2016	FY 2017
	Actual	Actual	Actual	Current	Gov Rec
Environmental Svcs Operations (78885C)	5,445,446	5,205,409	5,151,159	5,891,598	5,891,598
Haz Subst & Emergency Resp (79475C)	5,150,007	177,833	285,845	350,000	350,000
Total	10,595,453	5,383,242	5,437,004	6,241,598	6,241,598

CORE RECONCILIATION DETAIL

**DEPARTMENT OF NATURAL RESOURCES
ENVIRONMENTAL SERVICES PRGM**

5. CORE RECONCILIATION DETAIL

				Budget Class	FTE	GR	Federal	Other	Total	Explanation
TAFP AFTER VETOES										
				PS	93.00	1,136,793	1,510,649	1,689,013	4,336,455	
				EE	0.00	317,949	789,797	447,397	1,555,143	
				Total	93.00	1,454,742	2,300,446	2,136,410	5,891,598	
DEPARTMENT CORE ADJUSTMENTS										
Core Reallocation	353	5408		PS	(0.00)	0	0	0	0	0 Core reallocations will more closely align the budget with planned spending.
Core Reallocation	353	5410		PS	0.00	0	0	0	0	(0) Core reallocations will more closely align the budget with planned spending.
Core Reallocation	353	5412		PS	(0.00)	0	0	0	0	(0) Core reallocations will more closely align the budget with planned spending.
Core Reallocation	353	5413		PS	0.00	0	0	0	0	0 Core reallocations will more closely align the budget with planned spending.
Core Reallocation	353	7359		PS	0.00	0	0	0	0	(0) Core reallocations will more closely align the budget with planned spending.
Core Reallocation	353	7363		PS	0.00	0	0	0	0	(0) Core reallocations will more closely align the budget with planned spending.
Core Reallocation	353	7847		PS	0.00	0	0	0	0	0 Core reallocations will more closely align the budget with planned spending.

CORE RECONCILIATION DETAIL

**DEPARTMENT OF NATURAL RESOURCES
ENVIRONMENTAL SERVICES PRGM**

5. CORE RECONCILIATION DETAIL

		Budget Class	FTE	GR	Federal	Other	Total	Explanation
DEPARTMENT CORE ADJUSTMENTS								
Core Reallocation	353	5406	PS	(0.00)	0	0	0	(0) Core reallocations will more closely align the budget with planned spending.
NET DEPARTMENT CHANGES				(0.00)	0	0	0	(0)
DEPARTMENT CORE REQUEST								
			PS	93.00	1,136,793	1,510,649	1,689,013	4,336,455
			EE	0.00	317,949	789,797	447,397	1,555,143
			Total	93.00	1,454,742	2,300,446	2,136,410	5,891,598
GOVERNOR'S RECOMMENDED CORE								
			PS	93.00	1,136,793	1,510,649	1,689,013	4,336,455
			EE	0.00	317,949	789,797	447,397	1,555,143
			Total	93.00	1,454,742	2,300,446	2,136,410	5,891,598

CORE RECONCILIATION DETAIL

**DEPARTMENT OF NATURAL RESOURCES
HAZARD SUB & EMERGENCY RESPONSE**

5. CORE RECONCILIATION DETAIL

	Budget Class	FTE	GR	Federal	Other	Total	Explanation
TAFP AFTER VETOES							
	EE	0.00	0	200,000	150,000	350,000	
	Total	0.00	0	200,000	150,000	350,000	
DEPARTMENT CORE REQUEST							
	EE	0.00	0	200,000	150,000	350,000	
	Total	0.00	0	200,000	150,000	350,000	
GOVERNOR'S RECOMMENDED CORE							
	EE	0.00	0	200,000	150,000	350,000	
	Total	0.00	0	200,000	150,000	350,000	

MISSOURI DEPARTMENT OF NATURAL RESOURCES

DECISION ITEM DETAIL

Budget Unit	FY 2015	FY 2015	FY 2016	FY 2016	FY 2017	FY 2017	FY 2017	FY 2017
Decision Item	ACTUAL	ACTUAL	BUDGET	BUDGET	DEPT REQ	DEPT REQ	GOV REC	GOV REC
Budget Object Class	DOLLAR	FTE	DOLLAR	FTE	DOLLAR	FTE	DOLLAR	FTE
ENVIRONMENTAL SERVICES PRGM								
CORE								
ADMIN OFFICE SUPPORT ASSISTANT	84,227	2.82	90,656	3.00	117,840	4.00	117,840	4.00
SR OFC SUPPORT ASST (KEYBRD)	121,856	4.39	141,422	5.00	112,956	4.00	112,956	4.00
PROCUREMENT OFCR I	37,347	1.00	37,548	1.00	37,548	1.00	37,548	1.00
ACCOUNT CLERK II	12,914	0.51	25,827	1.00	25,824	1.00	25,824	1.00
PUBLIC INFORMATION SPEC II	5,929	0.17	0	0.00	0	0.00	0	0.00
EXECUTIVE I	32,452	1.00	32,627	1.00	32,628	1.00	32,628	1.00
MANAGEMENT ANALYSIS SPEC I	41,713	1.00	41,935	1.00	37,548	1.00	37,548	1.00
PLANNER II	44,915	1.00	45,159	1.00	45,156	1.00	45,156	1.00
OCCUPTNL SFTY & HLTH CNSLT III	43,254	1.00	43,487	1.00	43,488	1.00	43,488	1.00
CHEMIST I	6,419	0.20	0	0.00	0	0.00	0	0.00
CHEMIST II	63,899	1.78	0	0.00	0	0.00	0	0.00
CHEMIST III	446,989	10.64	594,389	13.00	594,375	13.00	594,375	13.00
CHEMIST IV	147,076	3.00	147,862	3.00	147,876	3.00	147,876	3.00
ENVIRONMENTAL SPEC I	69,380	2.29	0	0.00	0	0.00	0	0.00
ENVIRONMENTAL SPEC II	203,763	5.64	0	0.00	0	0.00	0	0.00
ENVIRONMENTAL SPEC III	1,451,083	33.07	2,003,457	42.00	2,013,728	42.00	2,013,728	42.00
ENVIRONMENTAL SPEC IV	398,112	7.60	634,211	11.00	0	0.00	0	0.00
ENVIRONMENTAL SCIENTIST	28,281	0.59	0	0.00	145,176	3.00	145,176	3.00
ENVIRONMENTAL SUPERVISOR	158,853	2.64	0	0.00	519,192	9.00	519,192	9.00
TECHNICAL ASSISTANT I	23,135	0.95	0	0.00	0	0.00	0	0.00
TECHNICAL ASSISTANT II	51,099	1.84	83,489	3.00	82,560	3.00	82,560	3.00
EMERGENCY MGMNT SPEC	33,998	0.88	38,901	1.00	0	0.00	0	0.00
ENVIRONMENTAL MGR B1	113,477	2.00	115,266	2.00	115,283	2.00	115,283	2.00
ENVIRONMENTAL MGR B2	63,683	1.03	61,339	1.00	66,395	1.00	66,395	1.00
ENVIRONMENTAL MGR B3	72,991	1.00	73,385	1.00	73,385	1.00	73,385	1.00
FISCAL & ADMINISTRATIVE MGR B1	63,814	1.00	64,158	1.00	64,158	1.00	64,158	1.00
LABORATORY MANAGER B2	61,010	1.01	61,337	1.00	61,339	1.00	61,339	1.00
MISCELLANEOUS TECHNICAL	2,637	0.09	0	0.00	0	0.00	0	0.00
MISCELLANEOUS PROFESSIONAL	14,283	0.52	0	0.00	0	0.00	0	0.00
TOTAL - PS	3,898,589	90.66	4,336,455	93.00	4,336,455	93.00	4,336,455	93.00
TRAVEL, IN-STATE	196,763	0.00	194,320	0.00	199,320	0.00	199,320	0.00
TRAVEL, OUT-OF-STATE	12,743	0.00	6,879	0.00	6,879	0.00	6,879	0.00

MISSOURI DEPARTMENT OF NATURAL RESOURCES

DECISION ITEM DETAIL

Budget Unit	FY 2015	FY 2015	FY 2016	FY 2016	FY 2017	FY 2017	FY 2017	FY 2017
Decision Item	ACTUAL	ACTUAL	BUDGET	BUDGET	DEPT REQ	DEPT REQ	GOV REC	GOV REC
Budget Object Class	DOLLAR	FTE	DOLLAR	FTE	DOLLAR	FTE	DOLLAR	FTE
ENVIRONMENTAL SERVICES PRGM								
CORE								
FUEL & UTILITIES	42,584	0.00	37,569	0.00	42,569	0.00	42,569	0.00
SUPPLIES	214,934	0.00	355,373	0.00	350,373	0.00	350,373	0.00
PROFESSIONAL DEVELOPMENT	16,287	0.00	25,862	0.00	25,862	0.00	25,862	0.00
COMMUNICATION SERV & SUPP	111,203	0.00	138,337	0.00	138,337	0.00	138,337	0.00
PROFESSIONAL SERVICES	173,355	0.00	265,160	0.00	265,160	0.00	265,160	0.00
HOUSEKEEPING & JANITORIAL SERV	6,217	0.00	10,583	0.00	10,583	0.00	10,583	0.00
M&R SERVICES	87,620	0.00	94,521	0.00	94,521	0.00	94,521	0.00
MOTORIZED EQUIPMENT	0	0.00	10,001	0.00	10,001	0.00	10,001	0.00
OFFICE EQUIPMENT	8,081	0.00	11,461	0.00	11,461	0.00	11,461	0.00
OTHER EQUIPMENT	376,604	0.00	386,762	0.00	381,762	0.00	381,762	0.00
BUILDING LEASE PAYMENTS	0	0.00	1,062	0.00	1,062	0.00	1,062	0.00
EQUIPMENT RENTALS & LEASES	5,046	0.00	10,496	0.00	10,496	0.00	10,496	0.00
MISCELLANEOUS EXPENSES	1,133	0.00	6,757	0.00	6,757	0.00	6,757	0.00
TOTAL - EE	1,252,570	0.00	1,555,143	0.00	1,555,143	0.00	1,555,143	0.00
GRAND TOTAL	\$5,151,159	90.66	\$5,891,598	93.00	\$5,891,598	93.00	\$5,891,598	93.00
GENERAL REVENUE	\$1,403,726	23.34	\$1,454,742	23.00	\$1,454,742	23.00	\$1,454,742	23.00
FEDERAL FUNDS	\$1,846,290	30.76	\$2,300,446	34.85	\$2,300,446	34.85	\$2,300,446	34.85
OTHER FUNDS	\$1,901,143	36.56	\$2,136,410	35.15	\$2,136,410	35.15	\$2,136,410	35.15

MISSOURI DEPARTMENT OF NATURAL RESOURCES

DECISION ITEM DETAIL

Budget Unit	FY 2015	FY 2015	FY 2016	FY 2016	FY 2017	FY 2017	FY 2017	FY 2017
Decision Item	ACTUAL	ACTUAL	BUDGET	BUDGET	DEPT REQ	DEPT REQ	GOV REC	GOV REC
Budget Object Class	DOLLAR	FTE	DOLLAR	FTE	DOLLAR	FTE	DOLLAR	FTE
HAZARD SUB & EMERGENCY RESPONSE								
CORE								
TRAVEL, IN-STATE	523	0.00	0	0.00	0	0.00	0	0.00
SUPPLIES	43,201	0.00	40,006	0.00	40,006	0.00	40,006	0.00
PROFESSIONAL DEVELOPMENT	0	0.00	1	0.00	1	0.00	1	0.00
PROFESSIONAL SERVICES	237,271	0.00	300,986	0.00	300,986	0.00	300,986	0.00
HOUSEKEEPING & JANITORIAL SERV	4,850	0.00	4,000	0.00	4,000	0.00	4,000	0.00
OFFICE EQUIPMENT	0	0.00	1	0.00	1	0.00	1	0.00
OTHER EQUIPMENT	0	0.00	5,005	0.00	5,005	0.00	5,005	0.00
MISCELLANEOUS EXPENSES	0	0.00	1	0.00	1	0.00	1	0.00
TOTAL - EE	285,845	0.00	350,000	0.00	350,000	0.00	350,000	0.00
GRAND TOTAL	\$285,845	0.00	\$350,000	0.00	\$350,000	0.00	\$350,000	0.00
GENERAL REVENUE	\$0	0.00	\$0	0.00	\$0	0.00	\$0	0.00
FEDERAL FUNDS	\$135,845	0.00	\$200,000	0.00	\$200,000	0.00	\$200,000	0.00
OTHER FUNDS	\$150,000	0.00	\$150,000	0.00	\$150,000	0.00	\$150,000	0.00

PROGRAM DESCRIPTION

Department of Natural Resources

HB Section(s): 6.225

DEQ - Environmental Services Program

Program is found in the following core budget(s): Environmental Services Program

1. What does this program do?

The Environmental Services Program (ESP) provides field support and monitoring functions throughout Missouri. These activities play a critical role in the overall delivery of services in our various environmental programs (air, water, drinking water, and solid and hazardous waste). These activities are part of the requirements in each of these areas and allow the department to maintain delegation from the U.S. Environmental Protection Agency (EPA). In addition, ESP provides direct assistance to local emergency response agencies and communities.

ESP includes the state's environmental laboratory. The laboratory is uniquely equipped to perform chemical analysis and is accredited by EPA to perform chemical analysis of public drinking water supplies throughout the state. The lab also analyzes air, water, and soil samples. ESP also includes the Environmental Emergency Response Section (EER) which maintains a 24 hour/day, 7 day/week support and response capability that encompasses hazardous substance releases, radiological incidents, homeland security events, weapons of mass destruction, and natural disasters. Local fire departments, haz mat teams, law enforcement, and first responders throughout Missouri rely upon these services. This section also provides support and economical disposal options to law enforcement dealing with hazardous wastes as a result of clandestine drug lab seizures (predominately methamphetamine (meth) related).

ESP also has sections specializing in field monitoring of air and water quality. The Air Quality Monitoring Section (AQM) operates approximately 190 monitoring instruments at 49 locations around Missouri as part of a network to monitor air pollutants known to affect people's health. This network generates approximately five million measurements annually. This data may be used to determine whether an area meets the National Ambient Air Quality Standards, to identify air pollution trends, to investigate citizen complaints, to determine the source of air pollution problems, and to inform people of the current air quality in real time for major metropolitan areas within Missouri. The AQM Section works in support of the Air Pollution Control Program. The Water Quality Monitoring Section (WQM) is responsible for assessing the biological health of lakes, rivers and streams and monitoring water and sediment quality throughout the State of Missouri. The WQM Section works in support of the Water Protection Program.

Hazardous Substances Analysis & Emergency Response: The department coordinates state, federal and local efforts during environmental emergencies, and ensures that the emergency is brought to a safe and environmentally sound conclusion. In FY 2015, nearly 1,600 hazardous substance spills, leaks and other incidents were reported to the department through the statewide emergency response phone line 1-573-634-CHEM (2436). Many of these incidents required an on-site response to assess the situation, provide technical assistance to on-site responders and ensure that the release was properly cleaned up. On-site response may require a contractor to be called in to eliminate a threat to public health and environment if a responsible party cannot be located or fails to take timely action to clean up the release. Controlled substance (primarily meth) use and production continues to be a major problem in the state. Law enforcement has found that dealing with the by-products of controlled substance production is an environmental and public health hazard beyond their expertise. The ingredients used to produce meth are very volatile and can cause the meth labs to be highly explosive. Many of the materials used in the meth production process, as well as the by-products from that production, are toxic and create a hazardous substance cleanup problem. The department assists local law enforcement with the environmental challenges posed by illegal drug production.

PROGRAM DESCRIPTION

Department of Natural Resources **HB Section(s): 6.225**
DEQ - Environmental Services Program
Program is found in the following core budget(s): Environmental Services Program

1. What does this program do (continued)?

Environmental Services Program - Reconciliation					
	FY 2013	FY 2014	FY 2015	FY 2016	FY 2017
	Actual	Actual	Actual	Current	Gov Rec
Environmental Services Operations (78885C)	5,445,446	5,205,409	5,151,159	5,891,598	5,891,598
Hazardous Subst & Emergency Resp (79475C)	5,150,007	177,833	285,845	350,000	350,000
Total	10,595,453	5,383,242	5,437,004	6,241,598	6,241,598

The FY 2013 Actual Expenditures include one-time disbursements of \$5,027,438 for the emergency Drought Cost-Share Assistance Program.

2. What is the authorization for this program, i.e., federal or state statute, etc.? (Include the federal program number, if applicable.)

- Federal Clean Water Act as amended
- Federal Safe Drinking Water Act as amended
- Federal Clean Air Act, with amendments, 1990
- Federal Comprehensive Environmental Response, Compensation, and Liability Act of 1980, as amended, Public Law 96-510
- Federal Superfund Amendments and Reauthorization Act of 1986, Public Law 99-499
- Federal Resource Conservation and Recovery Act of 1976; as amended, Public Law 94-580
- Federal Solid Waste Disposal Act of 1976, as amended
- Oil Pollution Act of 1990
- RSMo 260.500 through 260.552 Hazardous Substance Emergency Response
- RSMo 260.818 through 260.819 Oil Spill Response, National Contingency Plan
- RSMo 640.040 Cleanup of Controlled Substance
- RSMo 260.750 Environmental Radiation Monitoring

Also see program authorization in the core operating budgets for the Division of Environmental Quality's Water Protection Program, Air Pollution Control Program, Hazardous Waste Program, and Solid Waste Management Program.

3. Are there federal matching requirements? If yes, please explain.

Funds from MO Drug Lab Task Force through Department of Public Safety's Byrne Grant	100% Federal
State Homeland Security Grant	100% Federal
Grant funding from various programs	Varies

PROGRAM DESCRIPTION

Department of Natural Resources

HB Section(s): 6.225

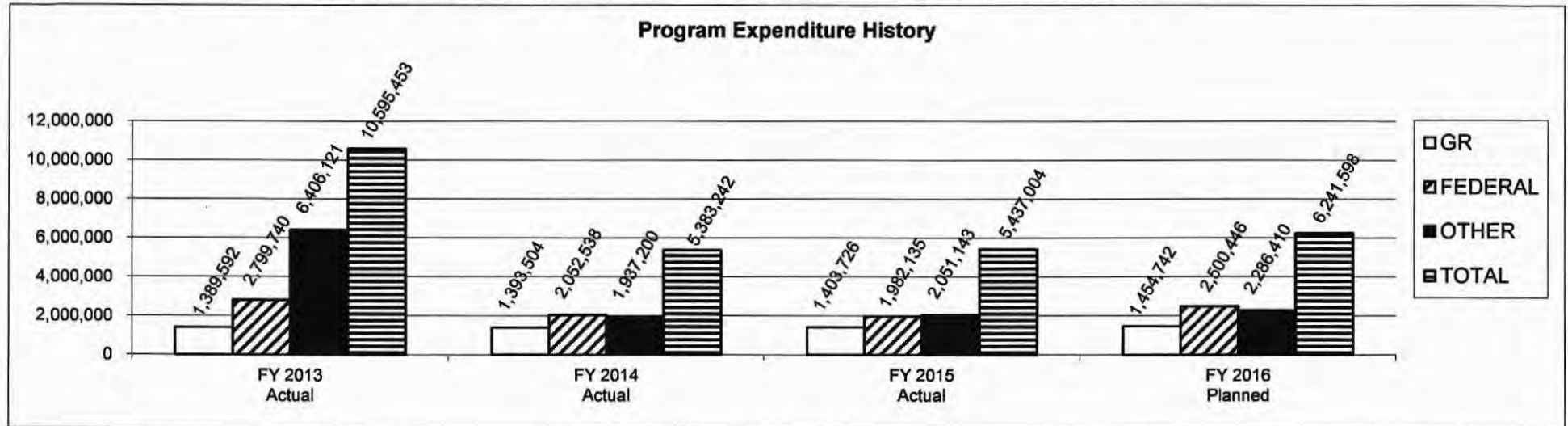
DEQ - Environmental Services Program

Program is found in the following core budget(s): Environmental Services Program

4. Is this a federally mandated program? If yes, please explain.

The Environmental Services Program provides support to implement the Clean Water Act; the Safe Drinking Water Act; the Clean Air Act; the Resource Conservation and Recovery Act; the Comprehensive Environmental Response, Compensation, and Liability Act; and the Superfund Amendments and Reauthorization Act.

5. Provide actual expenditures for the prior three fiscal years and planned expenditures for the current fiscal year.



Notes: The Fiscal Year 2013 Actual Expenditures include one-time disbursements of \$5,027,438 for the emergency Drought Cost-Share Assistance Program. FY 2016 Planned is shown at full appropriation.

6. What are the sources of the "Other" funds?

Cost Allocation Fund (0500); Natural Resources Protection Fund - Damages Subaccount (0555); Natural Resources Protection Fund - Water Pollution Permit Fee Subaccount (0568); Solid Waste Management Fund (0570); Natural Resources Protection Fund - Air Pollution Permit Fee Subaccount (0594); Environmental Radiation Monitoring Fund (0656); Hazardous Waste Fund (0676); and Safe Drinking Water Fund (0679)

PROGRAM DESCRIPTION

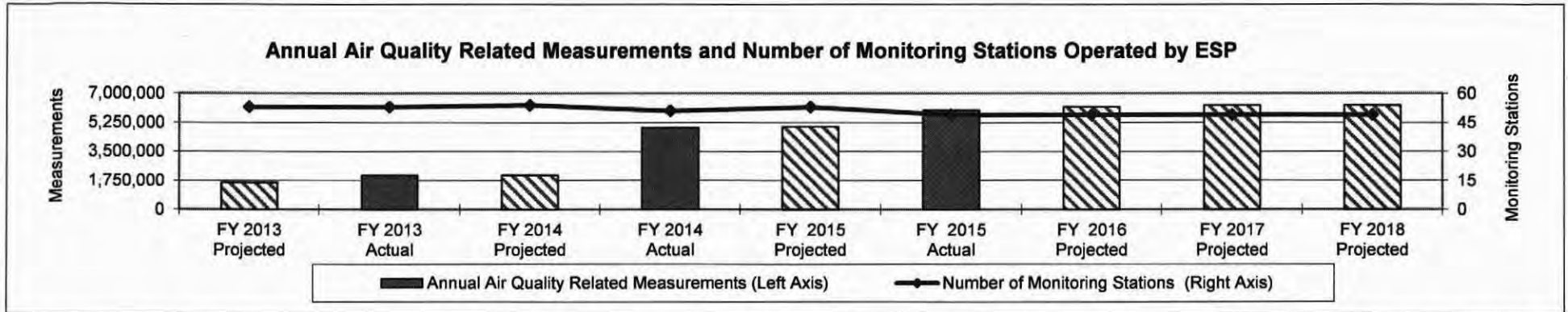
Department of Natural Resources

HB Section(s): 6.225

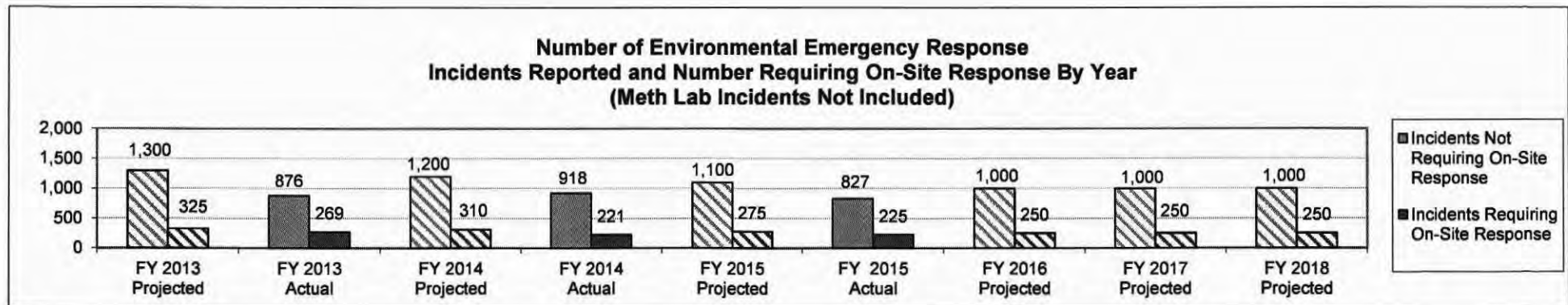
DEQ - Environmental Services Program

Program is found in the following core budget(s): Environmental Services Program

7a. Provide an effectiveness measure.



The number of air related measurements significantly increased in FY 2014 due to improved technology and automation in data collection. Most of the data is now electronically delivered to a centralized database.



PROGRAM DESCRIPTION

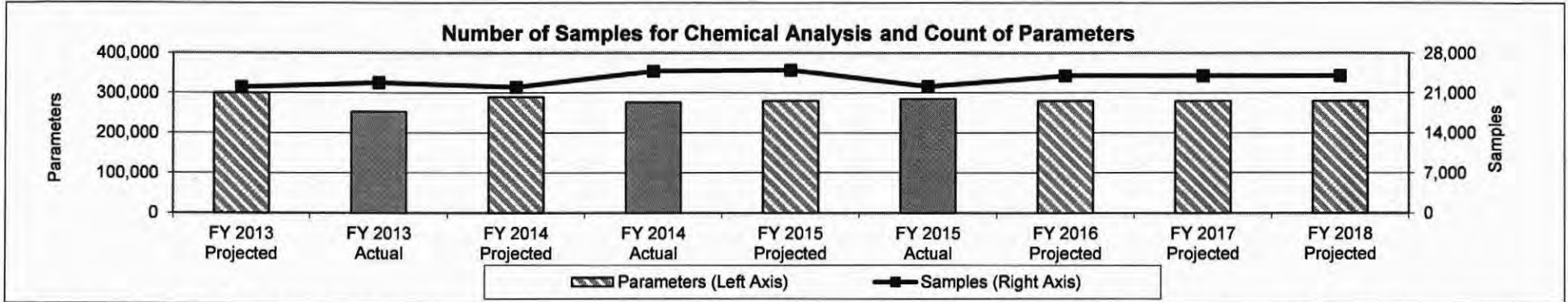
Department of Natural Resources

HB Section(s): 6.225

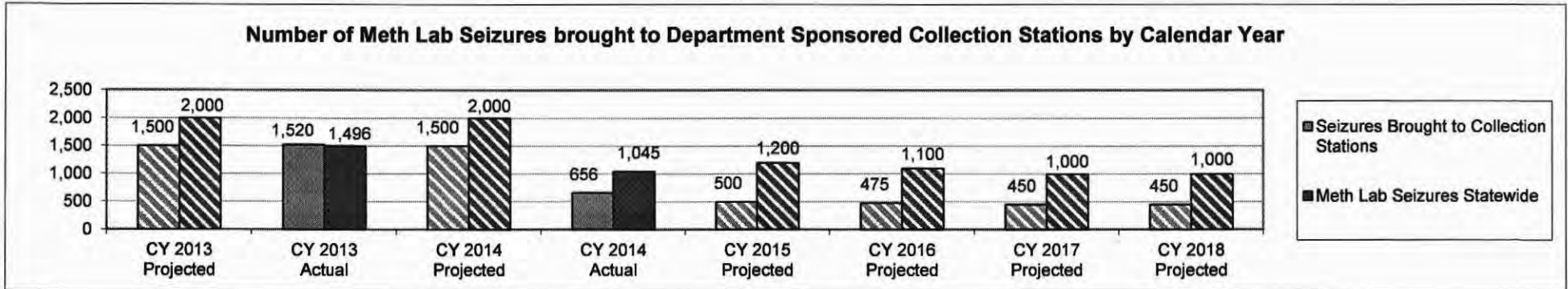
DEQ - Environmental Services Program

Program is found in the following core budget(s): Environmental Services Program

7a. Provide an effectiveness measure (continued).



One sample may be tested for multiple parameters. For example, a specific drinking water sample may be tested for parameters such as lead, copper, and turbidity.



PROGRAM DESCRIPTION

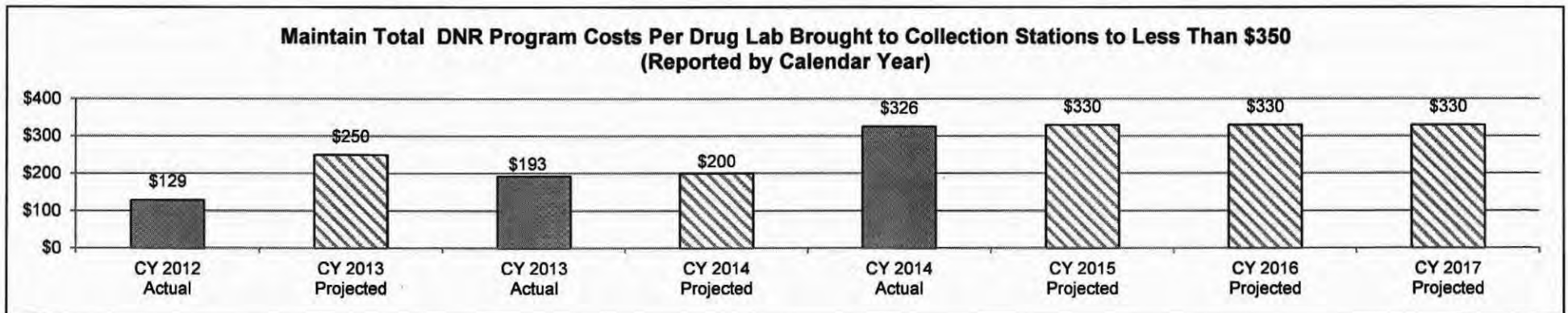
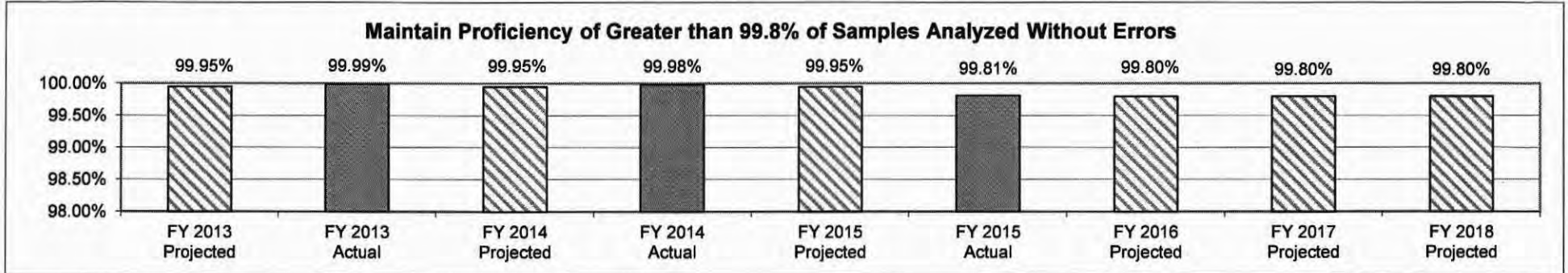
Department of Natural Resources

HB Section(s): 6.225

DEQ - Environmental Services Program

Program is found in the following core budget(s): Environmental Services Program

7b. Provide an efficiency measure.



Notes:

* Historically, costs of managing wastes for one lab through the USDEA have been reported in the range of \$2,000 to \$3,000. More recently USDEA has worked with some states to implement a program similar to Missouri's and report costs in the range of \$500 per lab.

* DNR cost is based on actual direct expenditures reported from SAM II.

* This measure was new for the FY 2015 budget. Projections are not available for 2012.

PROGRAM DESCRIPTION

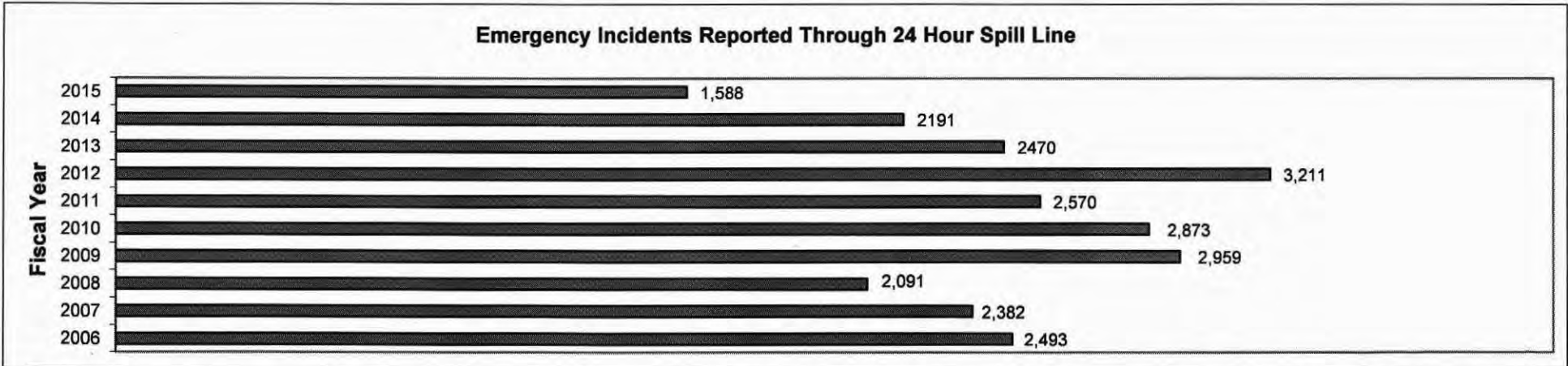
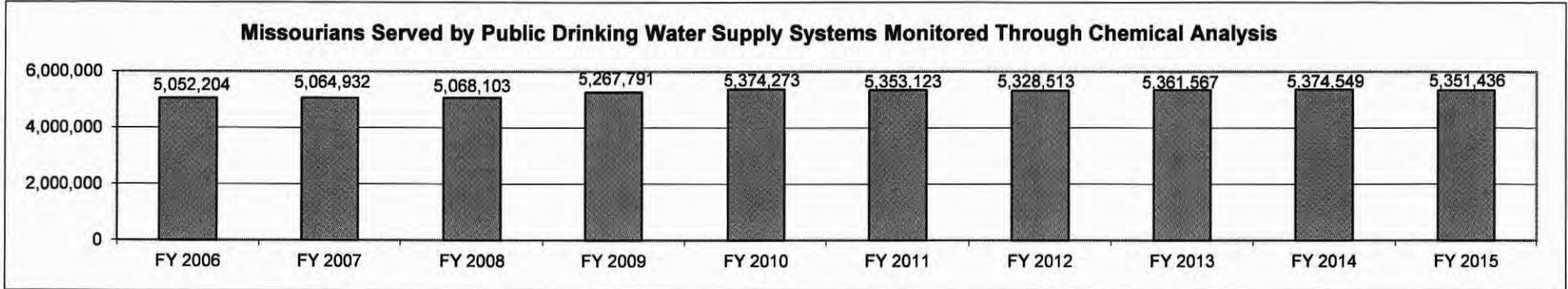
Department of Natural Resources

HB Section(s): 6.225

DEQ - Environmental Services Program

Program is found in the following core budget(s): Environmental Services Program

7c. Provide the number of clients/individuals served, if applicable.



The Environmental Services Program provides assistance to fire services; hazardous materials teams; homeland security teams; law enforcement; local emergency management committees; local, state, and federal agencies; private business and industry, and the citizens of Missouri.

PROGRAM DESCRIPTION

Department of Natural Resources

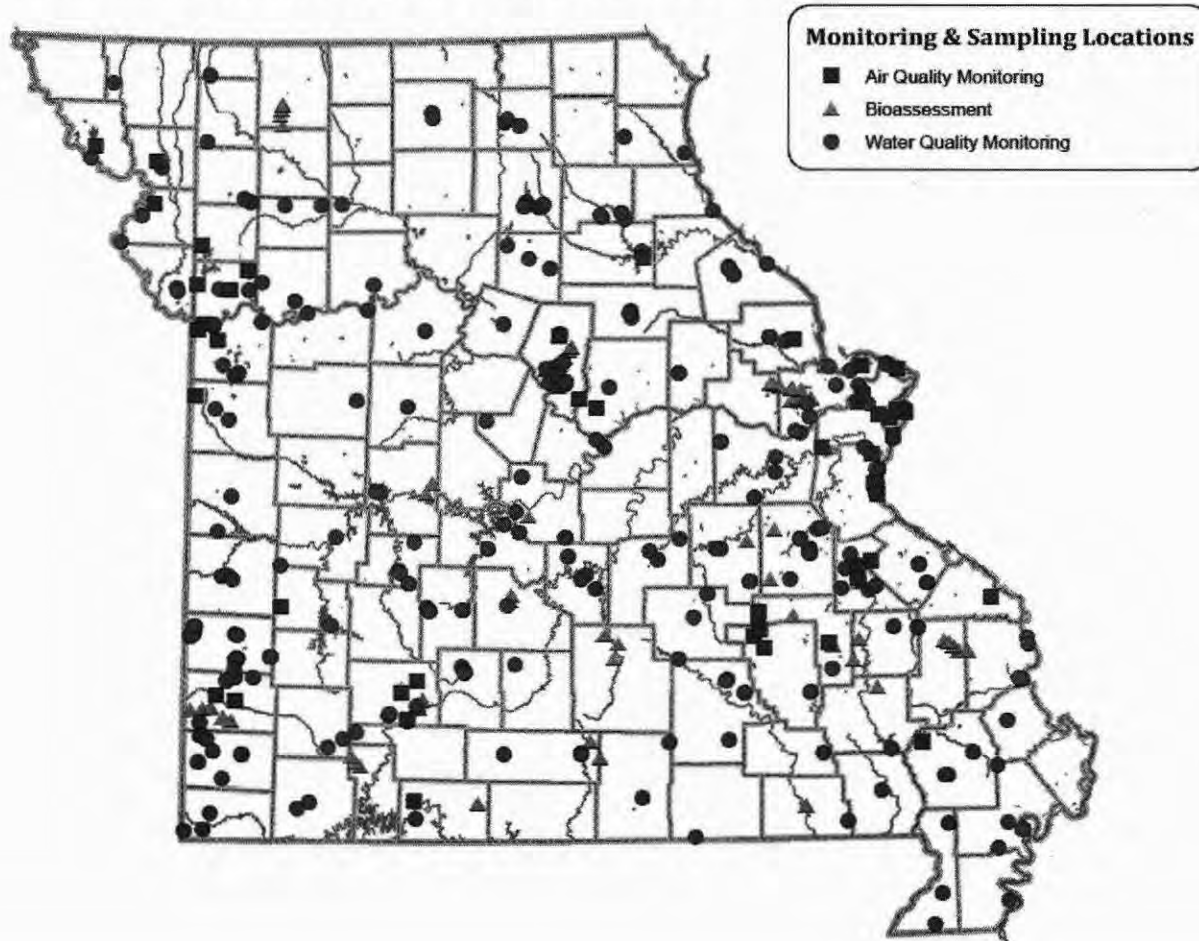
HB Section(s): 6.225

DEQ - Environmental Services Program

Program is found in the following core budget(s): Environmental Services Program

7c. Provide the number of clients/individuals served, if applicable (continued).

Environmental Services Program - FY 2015 Selected Environmental Monitoring Points



PROGRAM DESCRIPTION

Department of Natural Resources

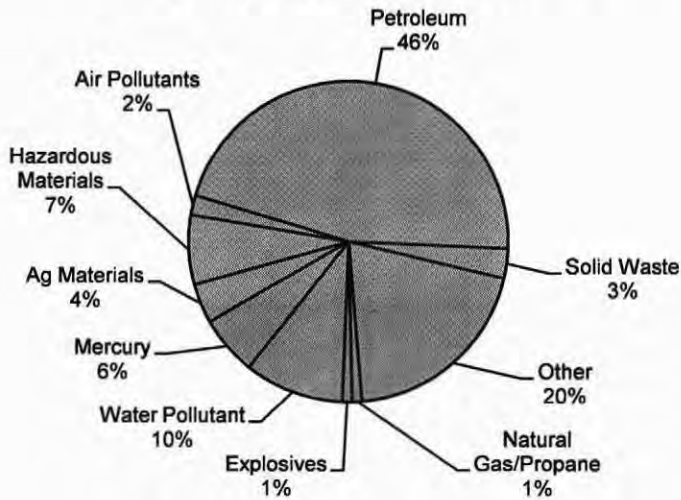
HB Section(s): 6.225

DEQ - Environmental Services Program

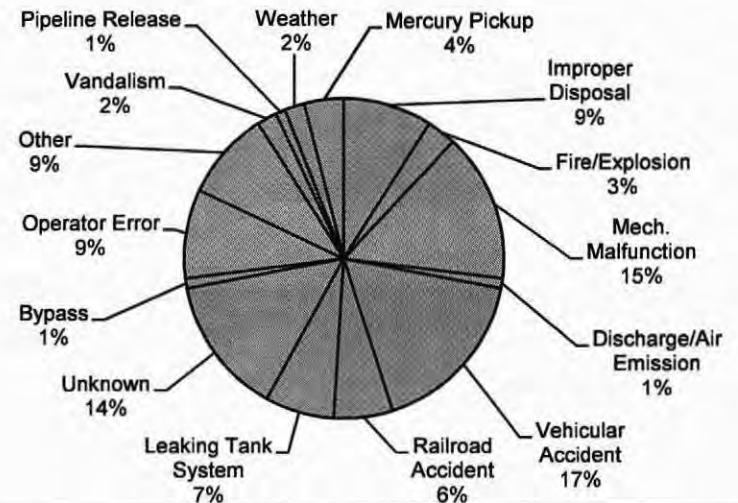
Program is found in the following core budget(s): Environmental Services Program

7c. Provide the number of clients/individuals served, if applicable (continued).

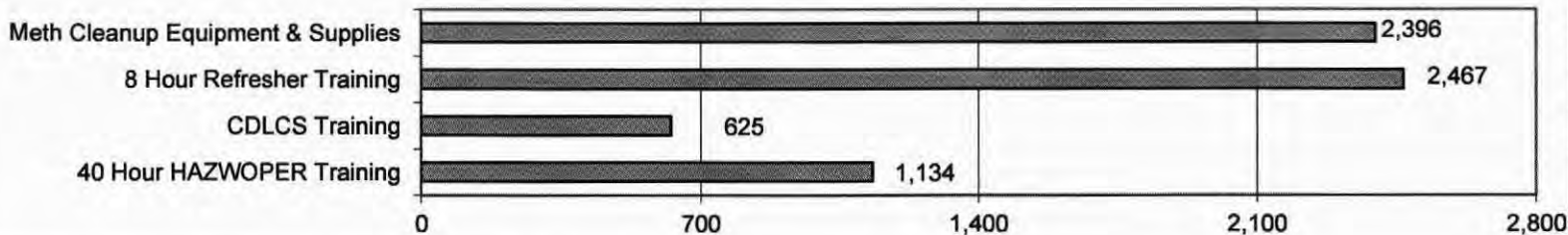
**Environmental Emergency Response
FY 2015 Materials Released**



**Environmental Emergency Response
FY 2015 Incident Causes**



**Officials from Local Agencies Served by Receiving Training, Equipment, and Supplies
through Clandestine Drug Lab Cleanup Program FY 2000 - FY 2015**



CDLCS = Clandestine Drug Lab Collection System

HAZWOPER = Hazardous Waste Operations and Emergency Response

7d. Provide a customer satisfaction measure, if available.

Not available

NEW DECISION ITEM
RANK: 010 OF 015

Department of Natural Resources	Budget Unit 79475C
Division of Environmental Quality	
Environmental Emergency Response PSD Increase DI# 1780006	House Bill 6.225

1. AMOUNT OF REQUEST

	FY 2017 Budget Request			
	GR	Federal	Other	Total
PS	0	0	0	0
EE	0	0	350,000	350,000 E
PSD	0	0	0	0
Total	0	0	350,000	350,000 E

	FY 2017 Governor's Recommendation			
	GR	Fed	Other	Total
PS	0	0	0	0
EE	0	0	1	1 E
PSD	0	0	0	0
Total	0	0	1	1 E

FTE 0.00 0.00 0.00 0.00

FTE 0.00 0.00 0.00 0.00

Est. Fringe 0 0 0 0

Est. Fringe 0 0 0 0

Note: Fringes budgeted in House Bill 5 except for certain fringes budgeted directly to MoDOT, Highway Patrol, and Conservation.

Note: Fringes budgeted in House Bill 5 except for certain fringes budgeted directly to MoDOT, Highway Patrol, and Conservation.

Other Funds: Hazardous Waste Fund (0676)

2. THIS REQUEST CAN BE CATEGORIZED AS:

<input type="checkbox"/> New Legislation	<input type="checkbox"/> New Program	<input type="checkbox"/> Supplemental
<input type="checkbox"/> Federal Mandate	<input checked="" type="checkbox"/> Program Expansion	<input checked="" type="checkbox"/> Cost to Continue
<input type="checkbox"/> GR Pick-Up	<input type="checkbox"/> Space Request	<input type="checkbox"/> Equipment Replacement
<input type="checkbox"/> Pay Plan	<input type="checkbox"/> Other: _____	

3. WHY IS THIS FUNDING NEEDED? PROVIDE AN EXPLANATION FOR ITEMS CHECKED IN #2. INCLUDE THE FEDERAL OR STATE STATUTORY OR CONSTITUTIONAL AUTHORIZATION FOR THIS PROGRAM.

This appropriation allows the department to clean up and/or abate environmental emergencies when the responsible party is unknown, unwilling, or unable to take actions deemed necessary to protect life and property. During FY 2015, the department exhausted the core appropriation of \$150,000 late in the fiscal year. Situations requiring action cannot be anticipated and the need for action can be eminent, thus using an annual supplemental budget request is not a practical solution. This expansion appropriation, along with restoration of the estimated (E) designation, is needed to react appropriately and timely to incidents as they occur.

NEW DECISION ITEM
RANK: 010 OF 015

<u>Department of Natural Resources</u>	Budget Unit <u>79475C</u>
<u>Division of Environmental Quality</u>	
<u>Environmental Emergency Response PSD Increase</u> <u>DI# 1780006</u>	House Bill <u>6.225</u>

4. DESCRIBE THE DETAILED ASSUMPTIONS USED TO DERIVE THE SPECIFIC REQUESTED AMOUNT. (How did you determine that the requested number of FTE were appropriate? From what source or standard did you derive the requested levels of funding? Were alternatives such as outsourcing or automation considered? If based on new legislation, does request tie to TAFP fiscal note? If not, explain why. Detail which portions of the request are one-times and how those amounts were calculated.)

The exact need cannot be anticipated from year to year. Abatement of an emergency normally requires an immediate response. To facilitate this response, the department maintains standing contracts with environmental contractors who can be called out to assist with a response and conduct a cleanup or removal statewide. The expense of hiring a contractor varies with the time and effort that is required as well as the equipment that is deployed.

Due to the unpredictable size, scope, and number of incidents that necessitate a state funded response, the department is requesting an additional \$350,000 in the core appropriation and the restoration of an "Estimated" appropriation to provide the ability to go beyond the core appropriation in the event of major disaster(s).

In a majority of cases, funds expended through this appropriation are subject to cost recovery from the responsible party in accordance with Section 260.530 RSMo.

NEW DECISION ITEM
RANK: 010 OF 015

Department of Natural Resources	Budget Unit <u>79475C</u>
Division of Environmental Quality	
Environmental Emergency Response PSD Increase DI# 1780006	House Bill <u>6.225</u>

5. BREAK DOWN THE REQUEST BY BUDGET OBJECT CLASS, JOB CLASS, AND FUND SOURCE. IDENTIFY ONE-TIME COSTS.

Budget Object Class/Job Class	Dept Req GR DOLLARS	Dept Req GR FTE	Dept Req FED DOLLARS	Dept Req FED FTE	Dept Req OTHER DOLLARS	Dept Req OTHER FTE	Dept Req TOTAL DOLLARS	Dept Req TOTAL FTE	Dept Req One-Time DOLLARS
Total PS	0	0.00	0	0.00	0	0.00	0	0.00	0
400/Professional Services					350,000		350,000		
Total EE	0		0		350,000		350,000		0
Total PSD	0		0		0		0		0
Grand Total	0	0.00	0	0.00	350,000	0.00	350,000	0.00	0

Budget Object Class/Job Class	Gov Rec GR DOLLARS	Gov Rec GR FTE	Gov Rec FED DOLLARS	Gov Rec FED FTE	Gov Rec OTHER DOLLARS	Gov Rec OTHER FTE	Gov Rec TOTAL DOLLARS	Gov Rec TOTAL FTE	Gov Rec One-Time DOLLARS
Total PS	0	0.00	0	0.00	0	0.00	0	0.00	0
400/Professional Services					1		1		
Total EE	0		0		1		1		0
Total PSD	0		0		0		0		0
Grand Total	0	0.00	0	0.00	1	0.00	1	0.00	0

NEW DECISION ITEM
RANK: 010 OF 015

<u>Department of Natural Resources</u>	Budget Unit <u>79475C</u>
<u>Division of Environmental Quality</u>	
<u>Environmental Emergency Response PSD Increase</u> <u>DI# 1780006</u>	House Bill <u>6.225</u>

6. PERFORMANCE MEASURES (If new decision item has an associated core, separately identify projected performance with & without additional funding.)

6a. Provide an effectiveness measure.

Effectiveness is represented by mitigating or minimizing the loss of (or damage to) human life, human health, property, and the environment. The number and scope of incidents requiring the department's lead is unknown and cannot be estimated.

6b. Provide an efficiency measure.

Efficiency is represented by the expedient response to an emergency and the timeliness of bringing the emergency to a conclusion. The department maintains contracts for cleanup and disposal services that require the contractor to initiate a response to the cleanup of a hazardous substance incident within one hour of verbal notification by the department.

6c. Provide the number of clients/individuals served, if applicable.

Environmental Emergency Response (EER) capability serves the entire state and is available 24 hours per day, seven days per week. The number of citizens and local response agencies that are served varies with the frequency and location of emergency response. Total numbers of incidents, cause, and materials are tracked and reported in the Environmental Services Program's core budget request.

During FY 2015, 1,052 incidents were reported to the department. 225 of these incidents required a field response by the EER Section. Cleanup/response funds were spent at 15 of these incidents with expenditures at individual sites ranging from a low of \$65 for the chemical analysis of an environmental sample to a high of \$75,521 that included hiring a contractor to contain and remove contaminated soil and water.

6d. Provide a customer satisfaction measure, if available.

None available

NEW DECISION ITEM
RANK: 010 OF 015

Department of Natural Resources	Budget Unit <u>79475C</u>
Division of Environmental Quality	
Environmental Emergency Response PSD Increase DI# 1780006	House Bill <u>6.225</u>

7. STRATEGIES TO ACHIEVE THE PERFORMANCE MEASUREMENT TARGETS:

1. Continue to maintain 24-7 capability to receive notification of environmental emergencies and to provide 24-7 response capability by trained hazardous materials specialists.
2. Maintain contracts to provide for the timely cleanup and disposal of hazardous substances.
3. Continue to pursue the cost recovery of state funds in accordance with state statute.

MISSOURI DEPARTMENT OF NATURAL RESOURCES

DECISION ITEM DETAIL

Budget Unit	FY 2015	FY 2015	FY 2016	FY 2016	FY 2017	FY 2017	FY 2017	FY 2017
Decision Item	ACTUAL	ACTUAL	BUDGET	BUDGET	DEPT REQ	DEPT REQ	GOV REC	GOV REC
Budget Object Class	DOLLAR	FTE	DOLLAR	FTE	DOLLAR	FTE	DOLLAR	FTE
HAZARD SUB & EMERGENCY RESPONSE								
EER PSD Increase NDI - 1780006								
PROFESSIONAL SERVICES	0	0.00	0	0.00	350,000	0.00	1	0.00
TOTAL - EE	0	0.00	0	0.00	350,000	0.00	1	0.00
GRAND TOTAL	\$0	0.00	\$0	0.00	\$350,000	0.00	\$1	0.00
GENERAL REVENUE	\$0	0.00	\$0	0.00	\$0	0.00	\$0	0.00
FEDERAL FUNDS	\$0	0.00	\$0	0.00	\$0	0.00	\$0	0.00
OTHER FUNDS	\$0	0.00	\$0	0.00	\$350,000	0.00	\$1	0.00

This page was intentionally left blank.

MISSOURI DEPARTMENT OF NATURAL RESOURCES

DECISION ITEM SUMMARY

Budget Unit								
Decision Item	FY 2015	FY 2015	FY 2016	FY 2016	FY 2017	FY 2017	FY 2017	FY 2017
Budget Object Summary	ACTUAL	ACTUAL	BUDGET	BUDGET	DEPT REQ	DEPT REQ	GOV REC	GOV REC
Fund	DOLLAR	FTE	DOLLAR	FTE	DOLLAR	FTE	DOLLAR	FTE
ENVIRONMENTAL QUALITY ADMIN								
CORE								
PERSONAL SERVICES								
DEPT NATURAL RESOURCES	891,103	16.08	920,409	17.94	920,409	17.94	920,409	17.94
DNR COST ALLOCATION	275,137	4.96	276,620	5.06	276,620	5.06	276,620	5.06
TOTAL - PS	1,166,240	21.04	1,197,029	23.00	1,197,029	23.00	1,197,029	23.00
EXPENSE & EQUIPMENT								
DEPT NATURAL RESOURCES	69,198	0.00	337,118	0.00	337,118	0.00	337,118	0.00
DNR COST ALLOCATION	53,215	0.00	151,837	0.00	151,837	0.00	151,837	0.00
TOTAL - EE	122,413	0.00	488,955	0.00	488,955	0.00	488,955	0.00
TOTAL	1,288,653	21.04	1,685,984	23.00	1,685,984	23.00	1,685,984	23.00
Pay Plan - 0000012								
PERSONAL SERVICES								
DEPT NATURAL RESOURCES	0	0.00	0	0.00	0	0.00	18,408	0.00
DNR COST ALLOCATION	0	0.00	0	0.00	0	0.00	5,531	0.00
TOTAL - PS	0	0.00	0	0.00	0	0.00	23,939	0.00
TOTAL	0	0.00	0	0.00	0	0.00	23,939	0.00
GRAND TOTAL	\$1,288,653	21.04	\$1,685,984	23.00	\$1,685,984	23.00	\$1,709,923	23.00

MISSOURI DEPARTMENT OF NATURAL RESOURCES

DECISION ITEM SUMMARY

Budget Unit								
Decision Item	FY 2015	FY 2015	FY 2016	FY 2016	FY 2017	FY 2017	FY 2017	FY 2017
Budget Object Summary	ACTUAL	ACTUAL	BUDGET	BUDGET	DEPT REQ	DEPT REQ	GOV REC	GOV REC
Fund	DOLLAR	FTE	DOLLAR	FTE	DOLLAR	FTE	DOLLAR	FTE
TECHNICAL ASSISTANCE GRANTS								
CORE								
EXPENSE & EQUIPMENT								
DEPT NATURAL RESOURCES	0	0.00	343,897	0.00	343,897	0.00	343,897	0.00
NRP-WATER POLLUTION PERMIT FEE	0	0.00	200,000	0.00	200,000	0.00	200,000	0.00
TOTAL - EE	0	0.00	543,897	0.00	543,897	0.00	543,897	0.00
PROGRAM-SPECIFIC								
DEPT NATURAL RESOURCES	251,755	0.00	655,915	0.00	655,915	0.00	655,915	0.00
NRP-WATER POLLUTION PERMIT FEE	38,580	0.00	550,000	0.00	550,000	0.00	550,000	0.00
TOTAL - PD	290,335	0.00	1,205,915	0.00	1,205,915	0.00	1,205,915	0.00
TOTAL	290,335	0.00	1,749,812	0.00	1,749,812	0.00	1,749,812	0.00
GRAND TOTAL	\$290,335	0.00	\$1,749,812	0.00	\$1,749,812	0.00	\$1,749,812	0.00

CORE DECISION ITEM

Department of Natural Resources	Budget Unit 78117C, 79360C
Division of Environmental Quality	
Division of Environmental Quality - Administration	HB Section 6.225

1. CORE FINANCIAL SUMMARY

	FY 2017 Budget Request					FY 2017 Governor's Recommendation			
	GR	Federal	Other	Total		GR	Fed	Other	Total
PS	0	920,409	276,620	1,197,029	PS	0	920,409	276,620	1,197,029
EE	0	681,015	351,837	1,032,852	EE	0	681,015	351,837	1,032,852
PSD	0	655,915	550,000	1,205,915	PSD	0	655,915	550,000	1,205,915
Total	0	2,257,339	1,178,457	3,435,796	Total	0	2,257,339	1,178,457	3,435,796
FTE	0.00	17.94	5.06	23.00	FTE	0.00	17.94	5.06	23.00

Est. Fringe	0	438,023	131,643	569,666
--------------------	---	---------	---------	---------

Note: Fringes budgeted in House Bill 5 except for certain fringes budgeted directly to MoDOT, Highway Patrol, and Conservation.

Est. Fringe	0	438,023	131,643	569,666
--------------------	---	---------	---------	---------

Note: Fringes budgeted in House Bill 5 except for certain fringes budgeted directly to MoDOT, Highway Patrol, and Conservation.

Other Funds: Cost Allocation Fund (0500); Natural Resources Protection Fund - Water Pollution Permit Fee Subaccount (0568)

2. CORE DESCRIPTION

This decision item funds the administration of the Division of Environmental Quality (DEQ), which includes the Water Protection Program (WPP), Soil and Water Conservation Program (SWCP), Air Pollution Control Program (APCP), Hazardous Waste Program (HWP), Solid Waste Management Program (SWMP), Regional Offices (St. Louis Regional Office, Kansas City Regional Office, Northeast Regional Office, Southeast Regional Office, and Southwest Regional Office) and the Environmental Services Program (ESP). The division administration is responsible for long-range planning to implement policies to protect public health and the environment. These responsibilities include the integration, direction, coordination and other management functions for the direct programs' statutory mandates. In addition, the division's Environmental Investigation Unit investigates criminal violations of environmental laws.

In December 2014, the Division of Environmental Quality was realigned to include the Soil and Water Conservation Program and the Land Reclamation Program was moved from DEQ to the Missouri Geological Survey. These changes are reflected in the FY 2017 budget.

Technical Assistance Grants: This core appropriation provides authority to fund expenses and to pass through funds for technical assistance grants, environmental studies, environmental education projects, and demonstration and pilot projects. In addition, this appropriation allows the department to develop partnerships and pursue federal funds that often have a competitive application process.

3. PROGRAM LISTING (list programs included in this core funding)

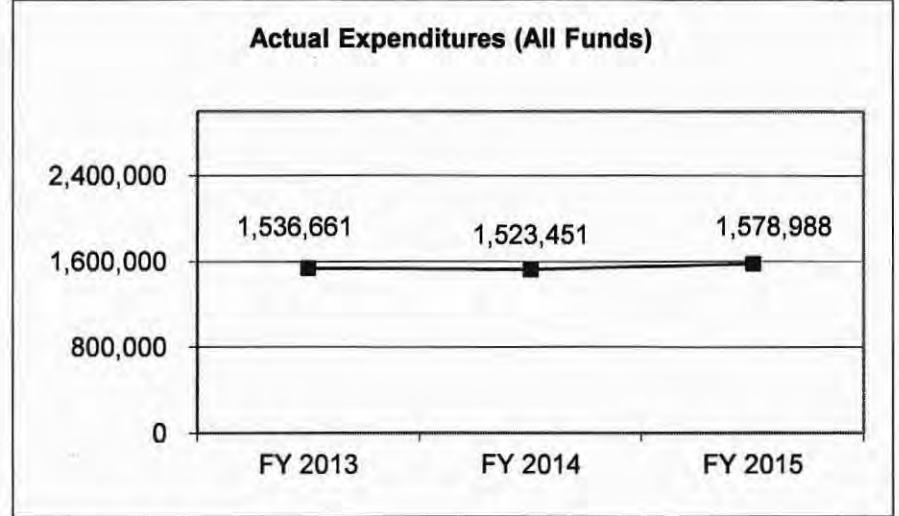
Division of Environmental Quality - Administration

CORE DECISION ITEM

Department of Natural Resources	Budget Unit 78117C, 79360C
Division of Environmental Quality	
Division of Environmental Quality - Administration	HB Section 6.225

4. FINANCIAL HISTORY

	FY 2013 Actual	FY 2014 Actual	FY 2015 Actual	FY 2016 Current Yr.
Appropriation (All Funds) (1)	3,456,453	3,418,195	3,429,378	3,435,796
Less Reverted (All Funds)	0	0	0	N/A
Less Restricted (All Funds)	0	0	0	N/A
Budget Authority (All Funds)	3,456,453	3,418,195	3,429,378	N/A
Actual Expenditures (All Funds)	1,536,661	1,523,451	1,578,988	N/A
Unexpended (All Funds)	1,919,792	1,894,744	1,850,390	N/A
Unexpended, by Fund:				
General Revenue	0	0	0	N/A
Federal	968,426	995,442	1,040,347	N/A
Other	951,366	899,302	810,043	N/A
	(2), (3)	(2), (3)	(2), (3)	



Reverted includes the statutory three-percent reserve amount (when applicable).

Restricted includes any Governor's Expenditure Restrictions which remained at the end of the fiscal year (when applicable).

Actual expenditures for all fiscal years are as of June 30 and do not include lapse period activities.

NOTES:

(1) Financial data includes operating and pass-through appropriations.

(2) In many cases, pass-through appropriations are set at a level to encumber and pay our commitments, which often span multiple fiscal years. This often causes high unexpended appropriation balances.

(3) Federal operating E&E appropriations have historically been set at a level to take advantage of potential federal funding opportunities.

DEQ Administration - Reconciliation

	FY 2013 Actual	FY 2014 Actual	FY 2015 Actual	FY 2016 Current	FY 2017 Gov Rec
DEQ Admin Operations (78117C)	1,284,261	1,221,739	1,288,653	1,685,984	1,685,984
Technical Assistance Grants (79360C)	252,400	301,712	290,335	1,749,812	1,749,812
Total	1,536,661	1,523,451	1,578,988	3,435,796	3,435,796

CORE RECONCILIATION DETAIL

**DEPARTMENT OF NATURAL RESOURCES
ENVIRONMENTAL QUALITY ADMIN**

5. CORE RECONCILIATION DETAIL

	Budget Class	FTE	GR	Federal	Other	Total	Explanation
TAFP AFTER VETOES							
	PS	23.00	0	920,409	276,620	1,197,029	
	EE	0.00	0	337,118	151,837	488,955	
	Total	23.00	0	1,257,527	428,457	1,685,984	
DEPARTMENT CORE REQUEST							
	PS	23.00	0	920,409	276,620	1,197,029	
	EE	0.00	0	337,118	151,837	488,955	
	Total	23.00	0	1,257,527	428,457	1,685,984	
GOVERNOR'S RECOMMENDED CORE							
	PS	23.00	0	920,409	276,620	1,197,029	
	EE	0.00	0	337,118	151,837	488,955	
	Total	23.00	0	1,257,527	428,457	1,685,984	

CORE RECONCILIATION DETAIL

**DEPARTMENT OF NATURAL RESOURCES
TECHNICAL ASSISTANCE GRANTS**

5. CORE RECONCILIATION DETAIL

	Budget Class	FTE	GR	Federal	Other	Total	Explanation
TAFP AFTER VETOES							
	EE	0.00	0	343,897	200,000	543,897	
	PD	0.00	0	655,915	550,000	1,205,915	
	Total	0.00	0	999,812	750,000	1,749,812	
DEPARTMENT CORE REQUEST							
	EE	0.00	0	343,897	200,000	543,897	
	PD	0.00	0	655,915	550,000	1,205,915	
	Total	0.00	0	999,812	750,000	1,749,812	
GOVERNOR'S RECOMMENDED CORE							
	EE	0.00	0	343,897	200,000	543,897	
	PD	0.00	0	655,915	550,000	1,205,915	
	Total	0.00	0	999,812	750,000	1,749,812	

MISSOURI DEPARTMENT OF NATURAL RESOURCES

DECISION ITEM DETAIL

Budget Unit	FY 2015	FY 2015	FY 2016	FY 2016	FY 2017	FY 2017	FY 2017	FY 2017
Decision Item	ACTUAL	ACTUAL	BUDGET	BUDGET	DEPT REQ	DEPT REQ	GOV REC	GOV REC
Budget Object Class	DOLLAR	FTE	DOLLAR	FTE	DOLLAR	FTE	DOLLAR	FTE
ENVIRONMENTAL QUALITY ADMIN								
CORE								
ADMIN OFFICE SUPPORT ASSISTANT	46,004	1.61	57,152	2.50	57,600	2.50	57,600	2.50
BUDGET ANAL III	41,466	0.84	48,152	1.00	51,096	1.00	51,096	1.00
PUBLIC INFORMATION COOR	48,862	1.00	76,899	2.00	88,412	2.00	88,412	2.00
MANAGEMENT ANALYSIS SPEC I	43,335	1.00	44,289	1.00	44,304	1.00	44,304	1.00
MANAGEMENT ANALYSIS SPEC II	111,300	2.46	136,665	3.00	121,145	3.00	121,145	3.00
PLANNER III	196	0.00	0	0.00	0	0.00	0	0.00
GRAPHIC ARTS SPEC I	20,059	0.79	0	0.00	0	0.00	0	0.00
GRAPHIC ARTS SPEC II	6,042	0.20	29,003	1.00	29,004	1.00	29,004	1.00
ENVIRONMENTAL MGR B2	182,614	2.94	147,120	2.50	147,213	2.50	147,213	2.50
FISCAL & ADMINISTRATIVE MGR B3	73,517	1.03	73,481	1.00	69,999	1.00	69,999	1.00
INVESTIGATION MGR B1	101,642	2.00	102,190	2.00	91,476	2.00	91,476	2.00
DIVISION DIRECTOR	101,637	1.00	100,010	1.00	104,011	1.00	104,011	1.00
DEPUTY DIVISION DIRECTOR	168,133	2.00	169,040	2.00	169,040	2.00	169,040	2.00
DESIGNATED PRINCIPAL ASST DIV	116,093	2.03	114,881	2.00	116,465	2.00	116,465	2.00
LEGAL COUNSEL	101,806	2.00	98,147	2.00	107,264	2.00	107,264	2.00
MISCELLANEOUS TECHNICAL	3,534	0.14	0	0.00	0	0.00	0	0.00
TOTAL - PS	1,166,240	21.04	1,197,029	23.00	1,197,029	23.00	1,197,029	23.00
TRAVEL, IN-STATE	41,124	0.00	35,025	0.00	41,124	0.00	41,124	0.00
TRAVEL, OUT-OF-STATE	7,621	0.00	5,561	0.00	7,621	0.00	7,621	0.00
SUPPLIES	28,603	0.00	59,611	0.00	59,611	0.00	59,611	0.00
PROFESSIONAL DEVELOPMENT	23,232	0.00	38,073	0.00	38,073	0.00	38,073	0.00
COMMUNICATION SERV & SUPP	18,516	0.00	47,797	0.00	45,737	0.00	45,737	0.00
PROFESSIONAL SERVICES	118	0.00	205,502	0.00	199,403	0.00	199,403	0.00
M&R SERVICES	1,229	0.00	41,729	0.00	41,729	0.00	41,729	0.00
MOTORIZED EQUIPMENT	0	0.00	5	0.00	5	0.00	5	0.00
OFFICE EQUIPMENT	1,580	0.00	20,284	0.00	20,284	0.00	20,284	0.00
OTHER EQUIPMENT	159	0.00	12,552	0.00	12,552	0.00	12,552	0.00
PROPERTY & IMPROVEMENTS	0	0.00	3,142	0.00	3,142	0.00	3,142	0.00
BUILDING LEASE PAYMENTS	0	0.00	1,770	0.00	1,770	0.00	1,770	0.00
EQUIPMENT RENTALS & LEASES	83	0.00	9,346	0.00	9,346	0.00	9,346	0.00

MISSOURI DEPARTMENT OF NATURAL RESOURCES

DECISION ITEM DETAIL

Budget Unit	FY 2015	FY 2015	FY 2016	FY 2016	FY 2017	FY 2017	FY 2017	FY 2017
Decision Item	ACTUAL	ACTUAL	BUDGET	BUDGET	DEPT REQ	DEPT REQ	GOV REC	GOV REC
Budget Object Class	DOLLAR	FTE	DOLLAR	FTE	DOLLAR	FTE	DOLLAR	FTE
ENVIRONMENTAL QUALITY ADMIN								
CORE								
MISCELLANEOUS EXPENSES	148	0.00	8,558	0.00	8,558	0.00	8,558	0.00
TOTAL - EE	122,413	0.00	488,955	0.00	488,955	0.00	488,955	0.00
GRAND TOTAL	\$1,288,653	21.04	\$1,685,984	23.00	\$1,685,984	23.00	\$1,685,984	23.00
GENERAL REVENUE	\$0	0.00	\$0	0.00	\$0	0.00	\$0	0.00
FEDERAL FUNDS	\$960,301	16.08	\$1,257,527	17.94	\$1,257,527	17.94	\$1,257,527	17.94
OTHER FUNDS	\$328,352	4.96	\$428,457	5.06	\$428,457	5.06	\$428,457	5.06

MISSOURI DEPARTMENT OF NATURAL RESOURCES

DECISION ITEM DETAIL

Budget Unit	FY 2015	FY 2015	FY 2016	FY 2016	FY 2017	FY 2017	FY 2017	FY 2017
Decision Item	ACTUAL	ACTUAL	BUDGET	BUDGET	DEPT REQ	DEPT REQ	GOV REC	GOV REC
Budget Object Class	DOLLAR	FTE	DOLLAR	FTE	DOLLAR	FTE	DOLLAR	FTE
TECHNICAL ASSISTANCE GRANTS								
CORE								
SUPPLIES	0	0.00	657	0.00	657	0.00	657	0.00
PROFESSIONAL SERVICES	0	0.00	531,800	0.00	531,800	0.00	531,800	0.00
M&R SERVICES	0	0.00	2,820	0.00	2,820	0.00	2,820	0.00
MOTORIZED EQUIPMENT	0	0.00	4,700	0.00	4,700	0.00	4,700	0.00
OTHER EQUIPMENT	0	0.00	1,880	0.00	1,880	0.00	1,880	0.00
PROPERTY & IMPROVEMENTS	0	0.00	1,100	0.00	1,100	0.00	1,100	0.00
MISCELLANEOUS EXPENSES	0	0.00	940	0.00	940	0.00	940	0.00
TOTAL - EE	0	0.00	543,897	0.00	543,897	0.00	543,897	0.00
PROGRAM DISTRIBUTIONS	290,335	0.00	1,205,915	0.00	1,205,915	0.00	1,205,915	0.00
TOTAL - PD	290,335	0.00	1,205,915	0.00	1,205,915	0.00	1,205,915	0.00
GRAND TOTAL	\$290,335	0.00	\$1,749,812	0.00	\$1,749,812	0.00	\$1,749,812	0.00
GENERAL REVENUE	\$0	0.00	\$0	0.00	\$0	0.00	\$0	0.00
FEDERAL FUNDS	\$251,755	0.00	\$999,812	0.00	\$999,812	0.00	\$999,812	0.00
OTHER FUNDS	\$38,580	0.00	\$750,000	0.00	\$750,000	0.00	\$750,000	0.00

PROGRAM DESCRIPTION

Department of Natural Resources

HB Section(s): 6.225

DEQ - Administration

Program is found in the following core budget(s): Division of Environmental Quality Administration

1. What does this program do?

The Division of Environmental Quality (DEQ) Administration is responsible for long-range planning to implement policies to protect public health and the environment. These responsibilities include the integration, direction, coordination and other management functions for the direct programs' statutory mandates. In addition, administration provides coordination with other DNR divisions and external stakeholders including the general public, community organizations and regulated businesses. Division staff also represent programs and the department in negotiations with federal and state agencies. Staff are committed to the continuous improvement of the effectiveness of the programs through administrative support, policy direction, fiscal management and legal reviews. Division staff communicate with citizens, business, media and legislators to provide information and respond to specific inquiries on environmental issues. Staff also provide policy direction and coordination for several activities including: permitting for major facility siting, rulemakings, environmental management systems and enforcement, risk-based corrective action, quality assurance and strategic plans. The division's Environmental Investigation Unit investigates criminal violations of environmental laws. They coordinate with federal enforcement agencies such as EPA criminal investigators, the FBI and local law enforcement agencies on major criminal case investigations. In addition, they work with federal, state, county and city attorneys in prosecuting violators. The Division of Environmental Quality includes the Water Protection Program (WPP), Soil and Water Conservation Program (SWCP), Air Pollution Control Program (APCP), Hazardous Waste Program (HWP), Solid Waste Management Program (SWMP), Regional Offices (St. Louis Regional Office, Kansas City Regional Office, Northeast Regional Office, Southeast Regional Office, and Southwest Regional Office) and the Environmental Services Program (ESP). The Land Reclamation Program was moved to the Missouri Geological Survey in the FY 2017 budget.

Technical Assistance Grants: This program helps people, businesses and local governments understand natural resource concepts and issues, comply with statutes and regulations, use pollution prevention strategies, complete environmental studies, test pilot projects and certify operators of public water supply systems. To more effectively accomplish these activities, the department pursues federal grant monies that may be available for pass through to the public, local governments, other agencies and other partners.

Educational activities, training, information dissemination and technology transfer methods, such as demonstration and pilot projects, are among the most effective ways to promote pollution prevention practices and develop an organization's technical, managerial, and financial capabilities. Funding this decision item enhances the ability to accomplish these goals for Missouri through demonstration and pilot projects, workshops, and educational and training activities by enabling available monies to be passed through to public and private partners.

The department provides federal funds to help train and certify drinking water operators employed by community and non-transient, non-community public water systems serving a population of 3,300 or less. To distribute funds to qualifying public water supply systems, the department is using a voucher program. Vouchers are used by the public water supply systems to pay for approved training courses, as well as exam fees and certification renewal fees. These small public water supply systems are better able to meet the federal requirements of having, and maintaining, trained and certified operators for their systems through the use of the voucher program. In FY 2014 the department implemented a similar Operator Certification program through other funds to help train and certify wastewater operators.

PROGRAM DESCRIPTION

Department of Natural Resources

HB Section(s): 6.225

DEQ - Administration

Program is found in the following core budget(s): Division of Environmental Quality Administration

1. What does this program do (continued)?

DEQ Administration - Reconciliation					
	FY 2013	FY 2014	FY 2015	FY 2016	FY 2017
	Actual	Actual	Actual	Current	Gov Rec
DEQ Admin Operations (78117C)	1,284,261	1,221,739	1,288,653	1,685,984	1,685,984
Technical Assistance Grants (79360C)	252,400	301,712	290,335	1,749,812	1,749,812
Total	1,536,661	1,523,451	1,578,988	3,435,796	3,435,796

2. What is the authorization for this program, i.e., federal or state statute, etc.? (Include the federal program number, if applicable.)

The Division of Environmental Quality administers programs that protect human health, public welfare and the environment. These programs are authorized by state and federal laws as noted in each of their program descriptions. These laws deal with air quality, solid and hazardous wastes, voluntary cleanup, petroleum storage tanks, clean water and drinking water.

RSMo 640.010 – 640.758	Department of Natural Resources - Duties associated with environmental assistance on behalf of the department
RSMo 640.100	Drinking Water Operator Certification; Safe Drinking Water Act
RSMo 643.173 and 643.175	Small Business Technical Assistance Program
RSMo 643.060 (2)	Prevention, Abatement, and Control of Air Pollution
RSMo 644.006 through 644.096	Water Pollution Planning, Permitting, Inspection, Remediation, Technical Assistance

3. Are there federal matching requirements? If yes, please explain.

The division receives several federal grants. The matching requirements for these are listed in each of the applicable program descriptions.

Drinking Water SRF Capitalization Grant - Local & Other Set-Aside	100% Federal (EPA)
Other competitive grants may require various matching ratios	varies

4. Is this a federally mandated program? If yes, please explain.

The Division Administration oversees and coordinates programmatic responsibilities for which the state has elected, through environmental statutes, to seek delegation of federal programs. As it relates to Technical Assistance Grants, federal law mandates that operators of public drinking water systems be certified.

PROGRAM DESCRIPTION

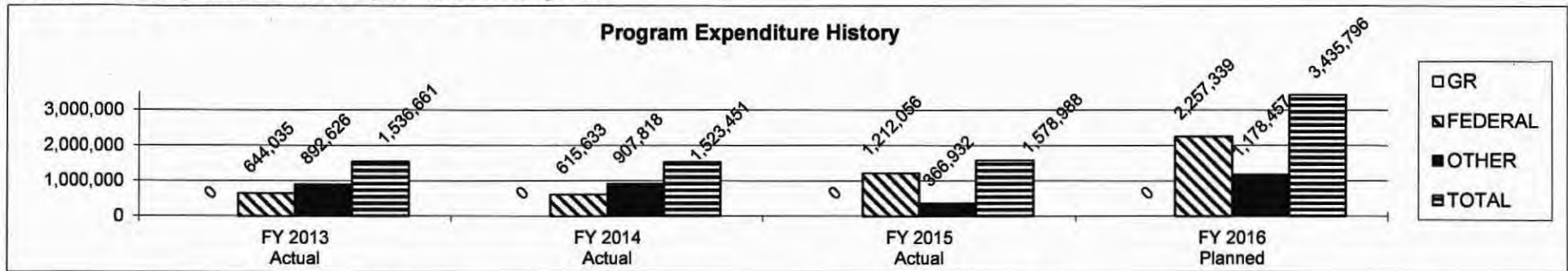
Department of Natural Resources

HB Section(s): 6.225

DEQ - Administration

Program is found in the following core budget(s): Division of Environmental Quality Administration

5. Provide actual expenditures for the prior three fiscal years.

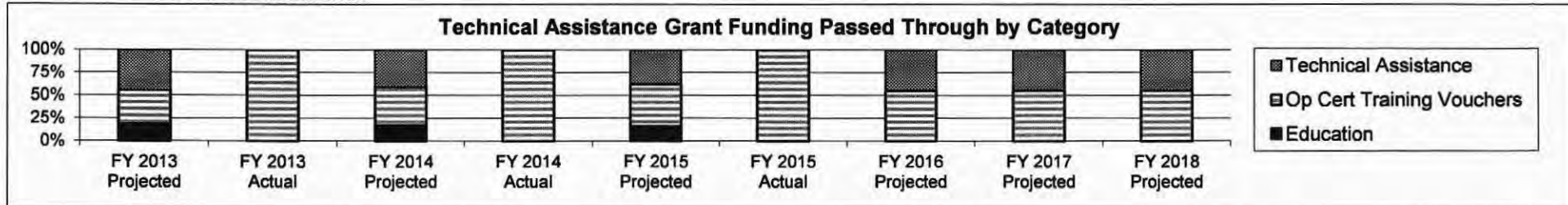


Notes: Actual expenditures for all fiscal years are as of June 30 and do not include lapse period activities. Financial data includes operating and pass-through appropriations. Core pass-through appropriations are set at a level to encumber and pay our commitments, which often span multiple fiscal years. FY 2016 Planned is shown at full appropriation.

6. What are the sources of the "Other" funds?

Cost Allocation Fund (0500); Natural Resources Protection Fund - Water Pollution Permit Fee Subaccount (0568)

7a. Provide an effectiveness measure.



Technical assistance includes assistance provided in the event of an emergency (e.g. flood or tornado).

PROGRAM DESCRIPTION

Department of Natural Resources

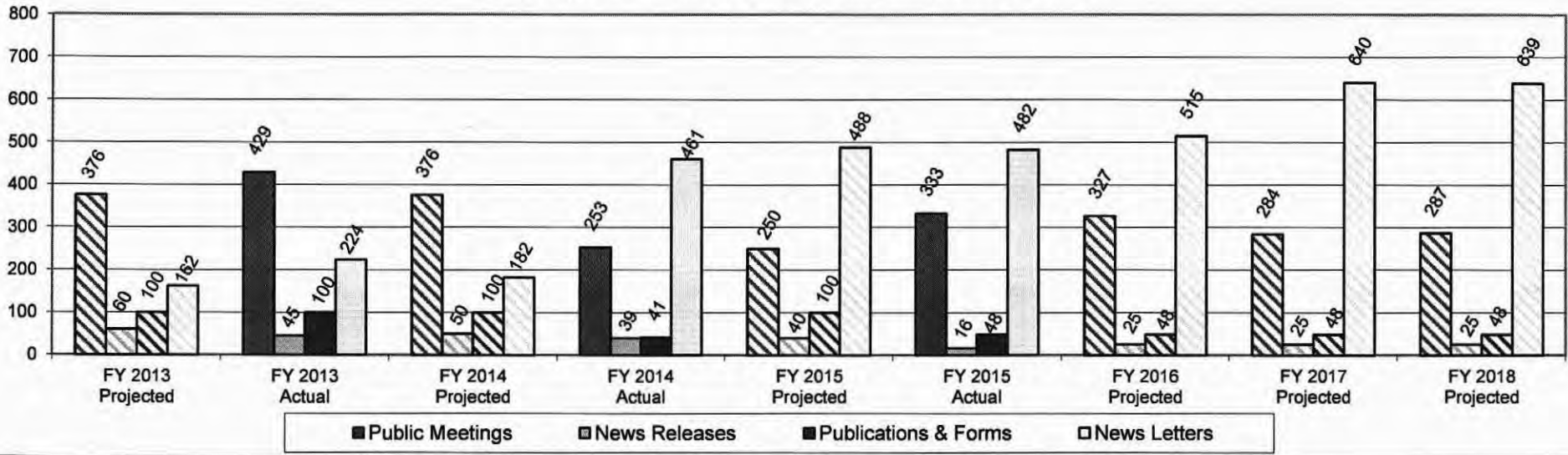
HB Section(s): 6.225

DEQ - Administration

Program is found in the following core budget(s): Division of Environmental Quality Administration

7a. Provide an effectiveness measure (continued).

Involving Missourians in Solving Environmental Problems



The division strives to maintain public awareness and involvement in the issues affecting Missourians' environment. Broadcast e-mails are included in the News Letters category. The following are some of the existing committees that benefit from broadcast e-mails: Air Forum, Air Conservation Commission, Business Assistance, Clean Water Commission, Clean Water Forum, E-Scrap Stakeholder Workgroup, Enforcement and Compliance Assistance for Hazardous Waste Generators, Hazardous Waste Generator Reporting, Hazardous Waste Forum, Hazardous Waste Management Commission Quarterly Report Newsletter, Redevelopment and Brownfields Cleanup, Stage I and Stage II Vapor Recovery, and Water Quality Coordinating Committee. Increases in broadcast emails beginning in FY 2014 relate to new topics being shared along with increased use of Gov Delivery (a broadcast e-mail and web notification program). In FY 2014 we redefined public meetings, thus the decline.

PROGRAM DESCRIPTION

Department of Natural Resources

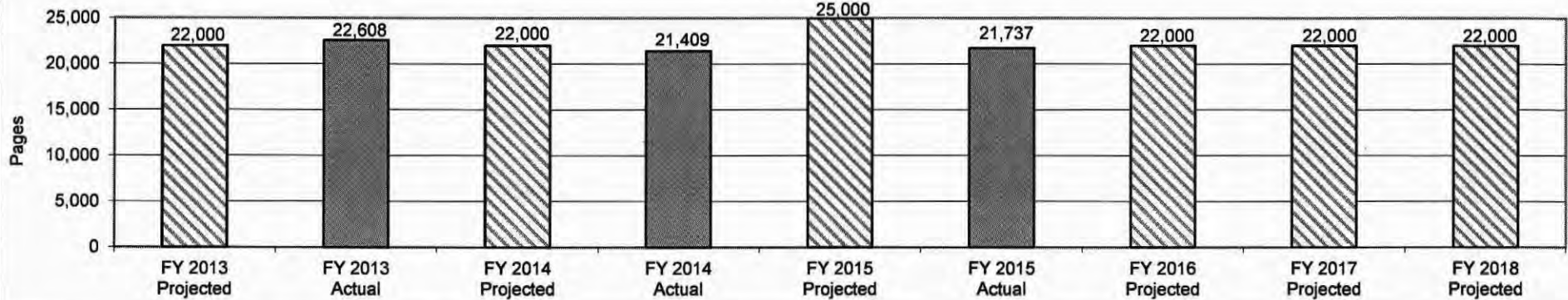
HB Section(s): 6.225

DEQ - Administration

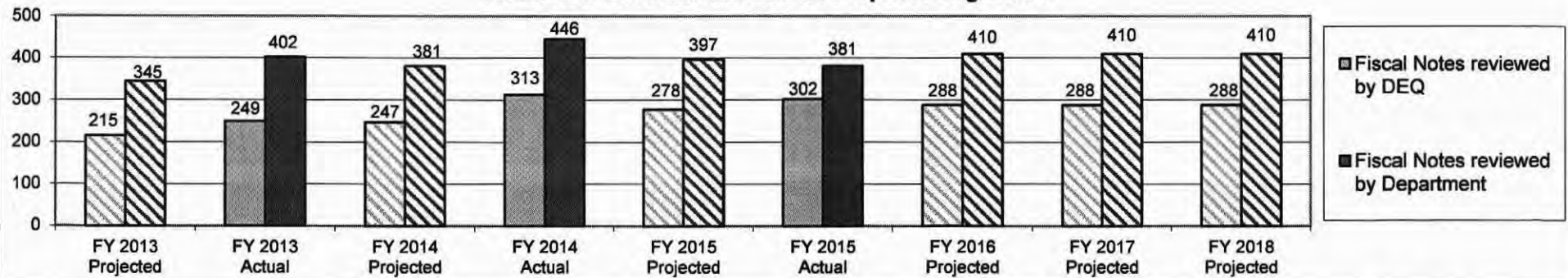
Program is found in the following core budget(s): Division of Environmental Quality Administration

7a. Provide an effectiveness measure (continued).

DEQ Web Pages



Fiscal Note Reviews Provided for Proposed Legislation



Division administration is responsible for projecting impacts of proposed legislation involving the division's programmatic functions. The division adds valuable input on the effects of potential legislation or amended regulations through a process allowing each program to provide comments on technical aspects of legislation, cost impacts and feasibility. The division then provides information in a consolidated format to the department.

PROGRAM DESCRIPTION

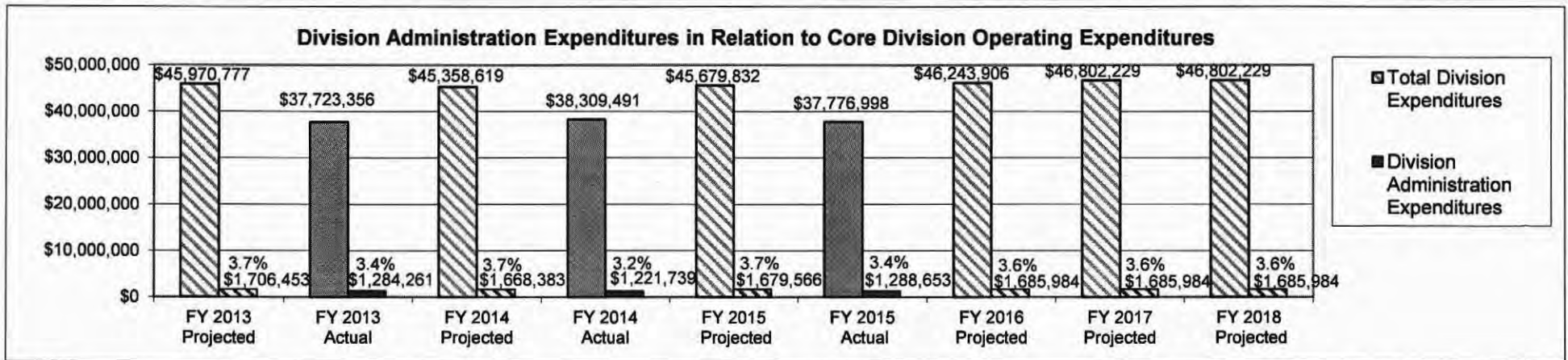
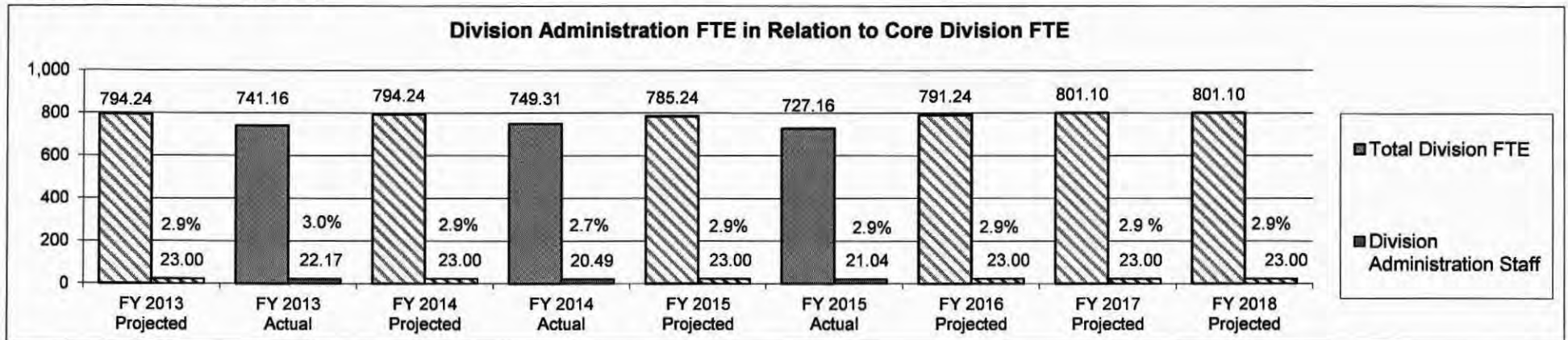
Department of Natural Resources

HB Section(s): 6.225

DEQ - Administration

Program is found in the following core budget(s): Division of Environmental Quality Administration

7b. Provide an efficiency measure.



Projections are based on full appropriation spending. These projections only include operating appropriations; pass through appropriations are not included. In December 2014, the Division of Environmental Quality (DEQ) was realigned to include the Soil and Water Conservation Program, and the Land Reclamation Program was moved from DEQ to the Missouri Geological Survey. These changes are reflected in the projections above beginning in FY 2017 as that was our first opportunity to adjust the budget.

PROGRAM DESCRIPTION

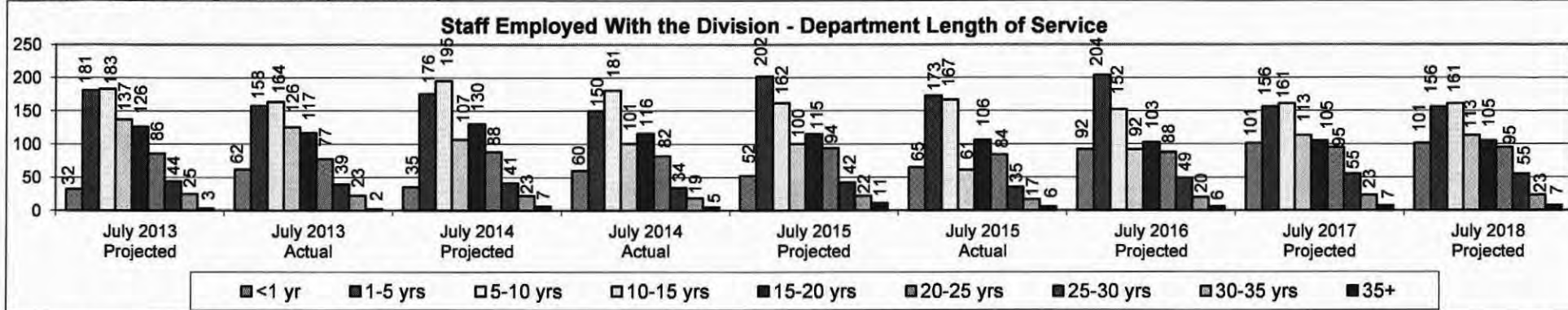
Department of Natural Resources

HB Section(s): 6.225

DEQ - Administration

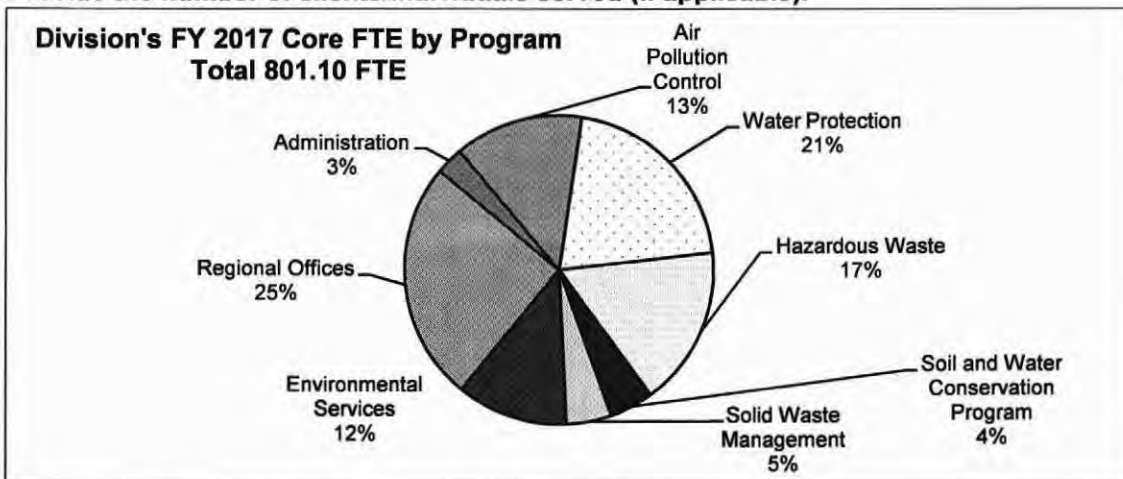
Program is found in the following core budget(s): Division of Environmental Quality Administration

7b. Provide an efficiency measure (continued).



The goal of the division is to recruit and retain the best employees by providing staff with the communication, training, infrastructure and resources to continue to do their jobs in an effective way and in a professional working environment. In December 2014, the Division of Environmental Quality (DEQ) was realigned to include the Soil and Water Conservation Program, and the Land Reclamation Program was moved from DEQ to the Missouri Geological Survey. These changes are reflected in the projections above beginning in FY 2017 as that was our first opportunity to adjust the budget.

7c. Provide the number of clients/individuals served (if applicable).



The Division serves the line programs by aiding in resource maximization:

Water Protection, Soil and Water Conservation Program, Air Pollution Control, Hazardous Waste Management, Solid Waste Management, Regional Offices and Environmental Services.

PROGRAM DESCRIPTION

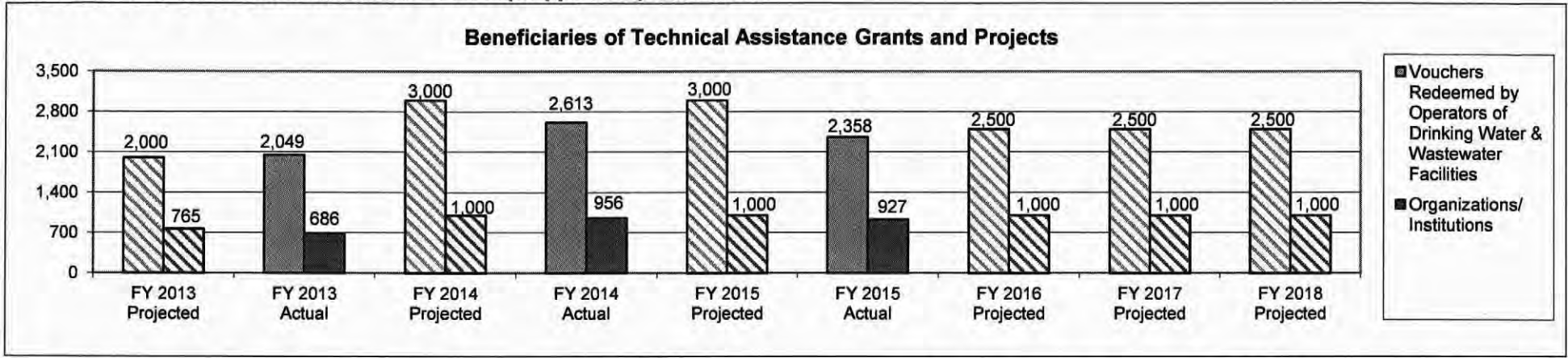
Department of Natural Resources

HB Section(s): 6.225

DEQ - Administration

Program is found in the following core budget(s): Division of Environmental Quality Administration

7c. Provide the number of clients/individuals served (if applicable) continued.



The number of organizations/institutions reflect the number of systems utilizing the operator certification training voucher program. FY 2013 represents the drinking water operator certification training voucher program. In FY 2014 the department developed a similar program for wastewater operators, therefore data for FY 2014 forward includes both drinking water and wastewater certification voucher programs.

7c. Provide the number of clients/individuals served (if applicable) continued.

DNR Boards and Commission Served:

- Clean Water Commission
- Safe Drinking Water Commission
- Environmental Improvement and Energy Resources Authority
- Soil and Water Districts Commission
- Air Conservation Commission
- Small Business Compliance Advisory Committee
- Hazardous Waste Management Commission
- Petroleum Storage Tank Insurance Fund
- Solid Waste Advisory Board

7d. Provide a customer satisfaction measure, if available.

Not available

This page was intentionally left blank.

MISSOURI DEPARTMENT OF NATURAL RESOURCES

DECISION ITEM SUMMARY

Budget Unit								
Decision Item	FY 2015	FY 2015	FY 2016	FY 2016	FY 2017	FY 2017	FY 2017	FY 2017
Budget Object Summary	ACTUAL	ACTUAL	BUDGET	BUDGET	DEPT REQ	DEPT REQ	GOV REC	GOV REC
Fund	DOLLAR	FTE	DOLLAR	FTE	DOLLAR	FTE	DOLLAR	FTE
AGENCY WIDE TANK BOARD								
CORE								
PERSONAL SERVICES								
PETROLEUM STORAGE TANK INS	124,376	2.00	125,049	2.00	125,049	2.00	125,049	2.00
TOTAL - PS	124,376	2.00	125,049	2.00	125,049	2.00	125,049	2.00
EXPENSE & EQUIPMENT								
PETROLEUM STORAGE TANK INS	1,537,594	0.00	2,095,354	0.00	2,095,354	0.00	2,095,354	0.00
TOTAL - EE	1,537,594	0.00	2,095,354	0.00	2,095,354	0.00	2,095,354	0.00
TOTAL	1,661,970	2.00	2,220,403	2.00	2,220,403	2.00	2,220,403	2.00
Pay Plan - 0000012								
PERSONAL SERVICES								
PETROLEUM STORAGE TANK INS	0	0.00	0	0.00	0	0.00	2,501	0.00
TOTAL - PS	0	0.00	0	0.00	0	0.00	2,501	0.00
TOTAL	0	0.00	0	0.00	0	0.00	2,501	0.00
GRAND TOTAL	\$1,661,970	2.00	\$2,220,403	2.00	\$2,220,403	2.00	\$2,222,904	2.00

CORE DECISION ITEM

Department of Natural Resources	Budget Unit <u>79611C</u>
Petroleum Storage Tank Insurance Fund Board of Trustees	
Staff and Operating Expenses Core	HB Section <u>6.280</u>

1. CORE FINANCIAL SUMMARY

	FY 2017 Budget Request			
	GR	Federal	Other	Total
PS	0	0	125,049	125,049
EE	0	0	2,095,354	2,095,354
PSD	0	0	0	0
Total	0	0	2,220,403	2,220,403
FTE	0.00	0.00	2.00	2.00

	FY 2017 Governor's Recommendation			
	GR	Fed	Other	Total
PS	0	0	125,049	125,049
EE	0	0	2,095,354	2,095,354
PSD	0	0	0	0
Total	0	0	2,220,403	2,220,403
FTE	0.00	0.00	2.00	2.00

Est. Fringe	0	0	59,511	59,511
--------------------	---	---	--------	--------

Note: Fringes budgeted in House Bill 5 except for certain fringes budgeted directly to MoDOT, Highway Patrol, and Conservation.

Est. Fringe	0	0	59,511	59,511
--------------------	---	---	--------	--------

Note: Fringes budgeted in House Bill 5 except for certain fringes budgeted directly to MoDOT, Highway Patrol, and Conservation.

Other Funds: Petroleum Storage Tank Insurance Fund (0585)

2. CORE DESCRIPTION

Missourians who store/sell petroleum are required to have a financial responsibility mechanism to pay for costs of cleanup and third party damages if the tank or piping leaks. Private insurance is unavailable or prohibitively expensive for many small businesses that own tanks. The Petroleum Storage Tank Insurance Fund (PSTIF) provides an economical way for tank owners/operators to comply with this requirement. In addition, thousands of tank sites in the state were contaminated with petroleum before environmental laws were enacted and are not economically viable due to environmental liability. The PSTIF also pays for cleanup of these sites, subject to statutory criteria, which stimulates redevelopment of these properties.

The PSTIF is funded by a fee on all petroleum coming into the state and nominal premiums; the trust fund is managed by an 11-member Board of Trustees. The PSTIF pays for 80% of compliance inspections required by the EPA. EPA also requires the state to impose a training requirement on underground tank operators; after authorization by the General Assembly, PSTIF implemented this requirement and provides free training via its website. This core funds all of the Board's staff and operating expenses, including application review and policy issuance; inspections; annual compliance reviews; loss prevention activities; accounting and annual audit; actuarial analyses and cash flow projections; data management; and coordination with other state agencies.

CORE DECISION ITEM

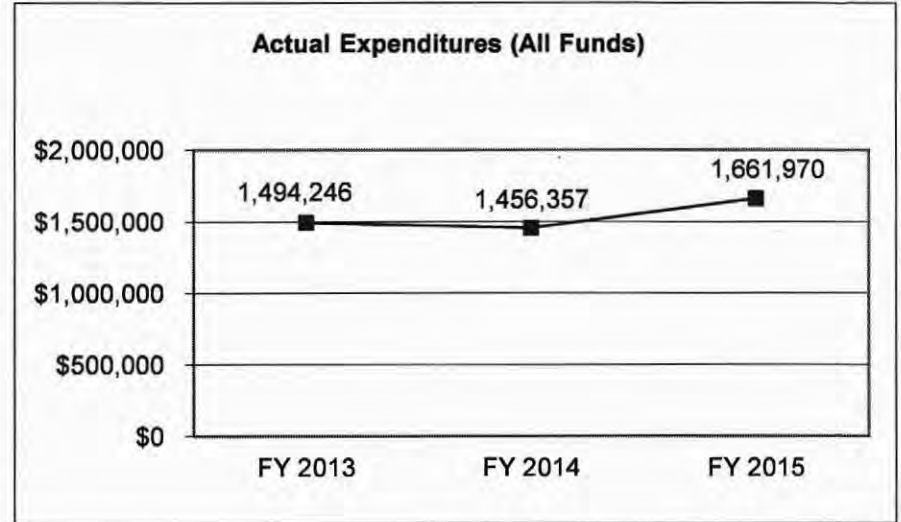
Department of Natural Resources	Budget Unit 79611C
Petroleum Storage Tank Insurance Fund Board of Trustees	
Staff and Operating Expenses Core	HB Section 6.280

3. PROGRAM LISTING (list programs included in this core funding)

Petroleum Storage Tank Insurance Fund

4. FINANCIAL HISTORY

	FY 2013 Actual	FY 2014 Actual	FY 2015 Actual	FY 2016 Current Yr.
Appropriation (All Funds)	2,292,601	2,288,297	2,219,730	2,220,403
Less Reverted (All Funds)	0	0	0	N/A
Less Restricted (All Funds)	0	0	0	N/A
Budget Authority (All Funds)	2,292,601	2,288,297	2,219,730	N/A
Actual Expenditures (All Funds)	1,494,246	1,456,357	1,661,970	N/A
Unexpended (All Funds)	798,355	831,940	557,760	N/A
Unexpended, by Fund:				
General Revenue	0	0	0	N/A
Federal	0	0	0	N/A
Other	798,355	831,940	557,760	N/A



Reverted includes the statutory three-percent reserve amount (when applicable).

Restricted includes any Governor's Expenditure Restrictions which remained at the end of the fiscal year (when applicable).

Actual expenditures for all fiscal years are as of June 30 and do not include lapse period expenditures.

CORE RECONCILIATION DETAIL

DEPARTMENT OF NATURAL RESOURCES
AGENCY WIDE TANK BOARD

5. CORE RECONCILIATION DETAIL

	Budget Class	FTE	GR	Federal	Other	Total	Explanation
TAFP AFTER VETOES							
	PS	2.00	0	0	125,049	125,049	
	EE	0.00	0	0	2,095,354	2,095,354	
	Total	2.00	0	0	2,220,403	2,220,403	
DEPARTMENT CORE REQUEST							
	PS	2.00	0	0	125,049	125,049	
	EE	0.00	0	0	2,095,354	2,095,354	
	Total	2.00	0	0	2,220,403	2,220,403	
GOVERNOR'S RECOMMENDED CORE							
	PS	2.00	0	0	125,049	125,049	
	EE	0.00	0	0	2,095,354	2,095,354	
	Total	2.00	0	0	2,220,403	2,220,403	

MISSOURI DEPARTMENT OF NATURAL RESOURCES

DECISION ITEM DETAIL

Budget Unit	FY 2015	FY 2015	FY 2016	FY 2016	FY 2017	FY 2017	FY 2017	FY 2017
Decision Item	ACTUAL	ACTUAL	BUDGET	BUDGET	DEPT REQ	DEPT REQ	GOV REC	GOV REC
Budget Object Class	DOLLAR	FTE	DOLLAR	FTE	DOLLAR	FTE	DOLLAR	FTE
AGENCY WIDE TANK BOARD								
CORE								
EXECUTIVE DIRECTOR	86,605	1.00	87,074	1.00	87,074	1.00	87,074	1.00
ADMINISTRATIVE ASSISTANT	37,771	1.00	37,975	1.00	37,975	1.00	37,975	1.00
TOTAL - PS	124,376	2.00	125,049	2.00	125,049	2.00	125,049	2.00
TRAVEL, IN-STATE	2,919	0.00	3,184	0.00	3,184	0.00	3,184	0.00
SUPPLIES	5,825	0.00	4,845	0.00	4,845	0.00	4,845	0.00
PROFESSIONAL DEVELOPMENT	575	0.00	1,425	0.00	1,425	0.00	1,425	0.00
COMMUNICATION SERV & SUPP	2,487	0.00	5,000	0.00	5,000	0.00	5,000	0.00
PROFESSIONAL SERVICES	1,522,129	0.00	2,063,800	0.00	2,063,800	0.00	2,063,800	0.00
HOUSEKEEPING & JANITORIAL SERV	0	0.00	100	0.00	100	0.00	100	0.00
M&R SERVICES	248	0.00	1,000	0.00	1,000	0.00	1,000	0.00
OFFICE EQUIPMENT	0	0.00	3,000	0.00	3,000	0.00	3,000	0.00
OTHER EQUIPMENT	0	0.00	3,000	0.00	3,000	0.00	3,000	0.00
BUILDING LEASE PAYMENTS	1,142	0.00	1,000	0.00	1,000	0.00	1,000	0.00
EQUIPMENT RENTALS & LEASES	330	0.00	1,000	0.00	1,000	0.00	1,000	0.00
MISCELLANEOUS EXPENSES	1,939	0.00	6,000	0.00	6,000	0.00	6,000	0.00
REBILLABLE EXPENSES	0	0.00	2,000	0.00	2,000	0.00	2,000	0.00
TOTAL - EE	1,537,594	0.00	2,095,354	0.00	2,095,354	0.00	2,095,354	0.00
GRAND TOTAL	\$1,661,970	2.00	\$2,220,403	2.00	\$2,220,403	2.00	\$2,220,403	2.00
GENERAL REVENUE	\$0	0.00	\$0	0.00	\$0	0.00	\$0	0.00
FEDERAL FUNDS	\$0	0.00	\$0	0.00	\$0	0.00	\$0	0.00
OTHER FUNDS	\$1,661,970	2.00	\$2,220,403	2.00	\$2,220,403	2.00	\$2,220,403	2.00

MISSOURI DEPARTMENT OF NATURAL RESOURCES

DECISION ITEM SUMMARY

Budget Unit								
Decision Item	FY 2015	FY 2015	FY 2016	FY 2016	FY 2017	FY 2017	FY 2017	FY 2017
Budget Object Summary	ACTUAL	ACTUAL	BUDGET	BUDGET	DEPT REQ	DEPT REQ	GOV REC	GOV REC
Fund	DOLLAR	FTE	DOLLAR	FTE	DOLLAR	FTE	DOLLAR	FTE
PETROLEUM STORAGE TANK INSURA								
CORE								
EXPENSE & EQUIPMENT								
PETROLEUM STORAGE TANK INS	2,259,699	0.00	2,260,000	0.00	2,260,000	0.00	2,260,000	0.00
TOTAL - EE	2,259,699	0.00	2,260,000	0.00	2,260,000	0.00	2,260,000	0.00
PROGRAM-SPECIFIC								
PETROLEUM STORAGE TANK INS	11,844,359	0.00	17,810,000	0.00	17,810,000	0.00	17,810,000	0.00
TOTAL - PD	11,844,359	0.00	17,810,000	0.00	17,810,000	0.00	17,810,000	0.00
TOTAL	14,104,058	0.00	20,070,000	0.00	20,070,000	0.00	20,070,000	0.00
GRAND TOTAL	\$14,104,058	0.00	\$20,070,000	0.00	\$20,070,000	0.00	\$20,070,000	0.00

CORE DECISION ITEM

Department of Natural Resources	Budget Unit <u>79670C</u>
Petroleum Storage Tank Insurance Fund	
Claims Costs and Erroneous Receipts Core	HB Section <u>6.280</u>

1. CORE FINANCIAL SUMMARY

	FY 2017 Budget Request				FY 2017 Governor's Recommendation			
	GR	Federal	Other	Total	GR	Fed	Other	Total
PS	0	0	0	0	0	0	0	0
EE	0	0	2,260,000	2,260,000	0	0	2,260,000	2,260,000
PSD	0	0	17,810,000	17,810,000	0	0	17,810,000	17,810,000
Total	<u>0</u>	<u>0</u>	<u>20,070,000</u>	<u>20,070,000</u>	<u>0</u>	<u>0</u>	<u>20,070,000</u>	<u>20,070,000</u>
FTE	0.00	0.00	0.00	0.00	0.00	0.00	0.00	0.00
Est. Fringe	0	0	0	0	0	0	0	0

Note: Fringes budgeted in House Bill 5 except for certain fringes budgeted directly to MoDOT, Highway Patrol, and Conservation.

Note: Fringes budgeted in House Bill 5 except for certain fringes budgeted directly to MoDOT, Highway Patrol, and Conservation.

Other Funds: Petroleum Storage Tank Insurance Fund (0585)

2. CORE DESCRIPTION

Missourians who store/sell petroleum are required to have a financial responsibility mechanism to pay for costs of cleanup and third party damages if the tank or piping leaks. Private insurance is unavailable or prohibitively expensive for many small businesses that own tanks. The Petroleum Storage Tank Insurance Fund (PSTIF) provides an economical way for tank owners/operators to comply with this requirement. In addition, thousands of tank sites in the state were contaminated with petroleum before environmental laws were enacted and are not economically viable due to environmental liability. The PSTIF also pays for cleanup of these sites, subject to statutory criteria, which stimulates redevelopment of these properties. The PSTIF is funded by a fee on all petroleum coming into the state and is managed by an 11-member Board of Trustees. It has a 12/31/20 "sunset date".

This appropriation authorizes investigation, adjudication and payment of claims for cleanup and third party damages. In addition, it authorizes refund of premiums when necessary.

CORE DECISION ITEM

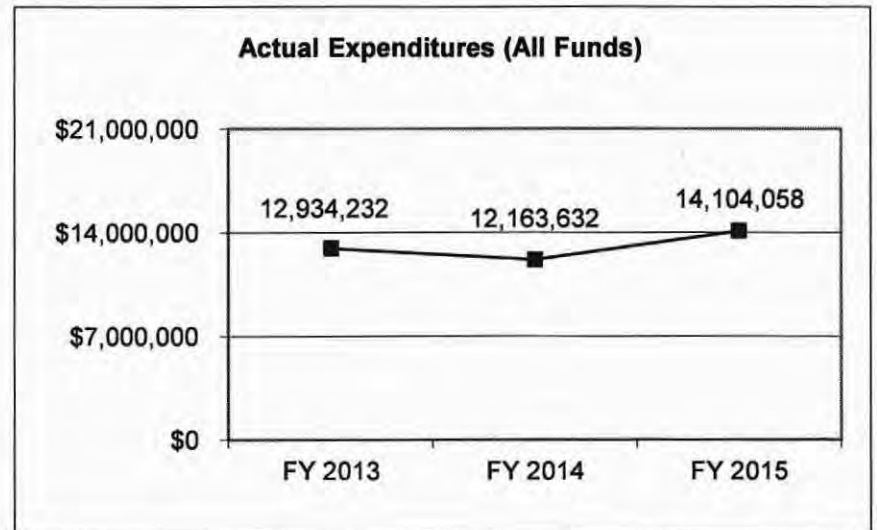
Department of Natural Resources	Budget Unit <u>79670C</u>
Petroleum Storage Tank Insurance Fund	
Claims Costs and Erroneous Receipts Core	HB Section <u>6.280</u>

3. PROGRAM LISTING (list programs included in this core funding)

Petroleum Storage Tank Insurance Fund

4. FINANCIAL HISTORY

	FY 2013 Actual	FY 2014 Actual	FY 2015 Actual	FY 2016 Current Yr.
Appropriation (All Funds)	20,026,699	20,070,000	20,070,000	20,070,000
Less Reverted (All Funds)	0	0	0	N/A
Less Restricted (All Funds)	0	0	0	N/A
Budget Authority (All Funds)	20,026,699	20,070,000	20,070,000	N/A
Actual Expenditures (All Funds)	12,934,232	12,163,632	14,104,058	N/A
Unexpended (All Funds)	7,092,467	7,906,368	5,965,942	N/A
Unexpended, by Fund:				
General Revenue	0	0	0	N/A
Federal	0	0	0	N/A
Other	7,092,467	7,906,368	5,965,942	N/A



Reverted includes the statutory three-percent reserve amount (when applicable).

Restricted includes any Governor's Expenditure Restrictions which remained at the end of the fiscal year (when applicable).

Actual expenditures for all fiscal years are as of June 30 and do not include lapse period expenditures.

CORE RECONCILIATION DETAIL

DEPARTMENT OF NATURAL RESOURCES
PETROLEUM STORAGE TANK INSURA

5. CORE RECONCILIATION DETAIL

	Budget Class	FTE	GR	Federal	Other	Total	Explanation
TAFP AFTER VETOES							
	EE	0.00	0	0	2,260,000	2,260,000	
	PD	0.00	0	0	17,810,000	17,810,000	
	Total	0.00	0	0	20,070,000	20,070,000	
DEPARTMENT CORE REQUEST							
	EE	0.00	0	0	2,260,000	2,260,000	
	PD	0.00	0	0	17,810,000	17,810,000	
	Total	0.00	0	0	20,070,000	20,070,000	
GOVERNOR'S RECOMMENDED CORE							
	EE	0.00	0	0	2,260,000	2,260,000	
	PD	0.00	0	0	17,810,000	17,810,000	
	Total	0.00	0	0	20,070,000	20,070,000	

MISSOURI DEPARTMENT OF NATURAL RESOURCES

DECISION ITEM DETAIL

Budget Unit	FY 2015	FY 2015	FY 2016	FY 2016	FY 2017	FY 2017	FY 2017	FY 2017
Decision Item	ACTUAL	ACTUAL	BUDGET	BUDGET	DEPT REQ	DEPT REQ	GOV REC	GOV REC
Budget Object Class	DOLLAR	FTE	DOLLAR	FTE	DOLLAR	FTE	DOLLAR	FTE
PETROLEUM STORAGE TANK INSURA								
CORE								
PROFESSIONAL SERVICES	2,259,699	0.00	2,260,000	0.00	2,260,000	0.00	2,260,000	0.00
TOTAL - EE	2,259,699	0.00	2,260,000	0.00	2,260,000	0.00	2,260,000	0.00
PROGRAM DISTRIBUTIONS	11,802,126	0.00	17,740,000	0.00	17,740,000	0.00	17,740,000	0.00
REFUNDS	42,233	0.00	70,000	0.00	70,000	0.00	70,000	0.00
TOTAL - PD	11,844,359	0.00	17,810,000	0.00	17,810,000	0.00	17,810,000	0.00
GRAND TOTAL	\$14,104,058	0.00	\$20,070,000	0.00	\$20,070,000	0.00	\$20,070,000	0.00
GENERAL REVENUE	\$0	0.00	\$0	0.00	\$0	0.00	\$0	0.00
FEDERAL FUNDS	\$0	0.00	\$0	0.00	\$0	0.00	\$0	0.00
OTHER FUNDS	\$14,104,058	0.00	\$20,070,000	0.00	\$20,070,000	0.00	\$20,070,000	0.00

PROGRAM DESCRIPTION

Department of Natural Resources

HB Section(s): 6.280

Petroleum Storage Tank Insurance Fund Board of Trustees

Program is found in the following core budget(s): Staff and Operating Expenses; Claims Costs and Erroneous Receipts

1. What does this program do?

Missourians who store/sell petroleum are required to have a financial responsibility mechanism to pay for costs of cleanup and third party damages if the tank or piping leaks. Private insurance is prohibitively expensive for the many small businesses that own tanks. The Petroleum Storage Tank Insurance Fund (PSTIF) provides an economical way for tank owners/operators to comply with this requirement and pays claims made by its insured tank owners/operators.

In addition, thousands of tank sites in the state were contaminated with petroleum before environmental laws and regulations were enacted and before pollution liability insurance was required. These properties are not economically viable due to the environmental liability associated with the property. The Legislature has authorized the PSTIF to pay for cleanup of these sites, subject to certain criteria. PSTIF funding for cleanup stimulates redevelopment of these properties.

The PSTIF is funded by a fee on all petroleum coming into the state and nominal insurance premiums; it is managed by an eleven member Board of Trustees.

Petroleum Storage Tank Insurance Fund - Reconciliation					
	FY 2013	FY 2014	FY 2015	FY 2016	FY 2017
	Actual	Actual	Actual	Current	Gov Rec
Staff & Operating Expenses (79611C)	1,494,246	1,456,357	1,661,970	2,220,403	2,220,403
Claims & Erroneous Receipts PSD (79670C)	12,934,232	12,163,632	14,104,058	20,070,000	20,070,000
	14,428,478	13,619,989	15,766,028	22,290,403	22,290,403

2. What is the authorization for this program, i.e., federal or state statute, etc.? (Include the federal program number, if applicable.)

RSMo 319.129-133, 137-138 Petroleum Storage Tanks

3. Are there federal matching requirements? If yes, please explain.

No

4. Is this a federally mandated program? If yes, please explain.

Federal law requires underground tank owners to have insurance; it also requires Missouri to have a program for training underground tank operators. The PSTIF meets both needs.

PROGRAM DESCRIPTION


Department of Natural Resources

HB Section(s): 6.280

Petroleum Storage Tank Insurance Fund Board of Trustees

Program is found in the following core budget(s): Staff and Operating Expenses; Claims Costs and Erroneous Receipts

5. Provide actual expenditures for the prior three fiscal years and planned expenditures for the current fiscal year.

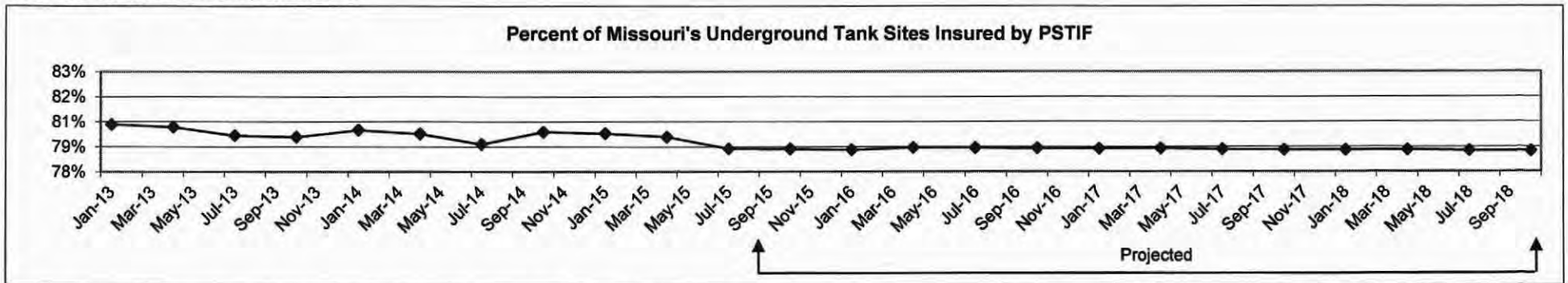


Notes: Actual expenditures for all fiscal years are as of June 30 and do not include lapse period activities. FY 2016 Planned is shown at full appropriation.

6. What are the sources of the "Other" funds?

Petroleum Storage Tank Insurance Fund (0585)

7a. Provide an effectiveness measure.



The PSTIF works with the DNR and the Attorney General's Office to assure all underground tank owners maintain the required insurance so there will be funds available if a leak occurs. This assures better protection of the environment and public health.

PROGRAM DESCRIPTION

Department of Natural Resources

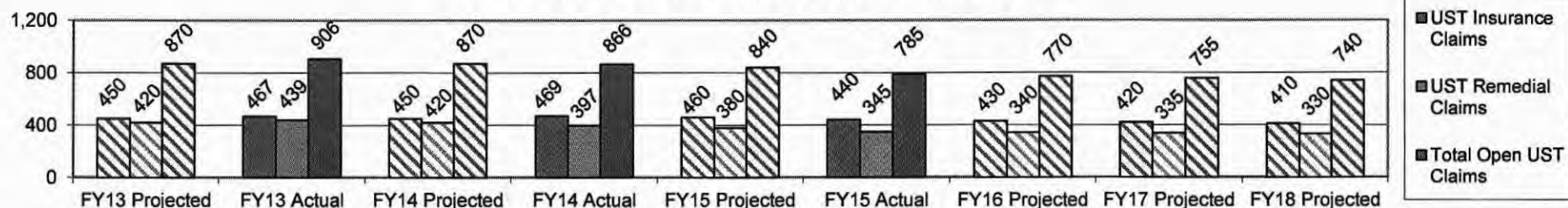
HB Section(s): 6.280

Petroleum Storage Tank Insurance Fund Board of Trustees

Program is found in the following core budget(s): Staff and Operating Expenses; Claims Costs and Erroneous Receipts

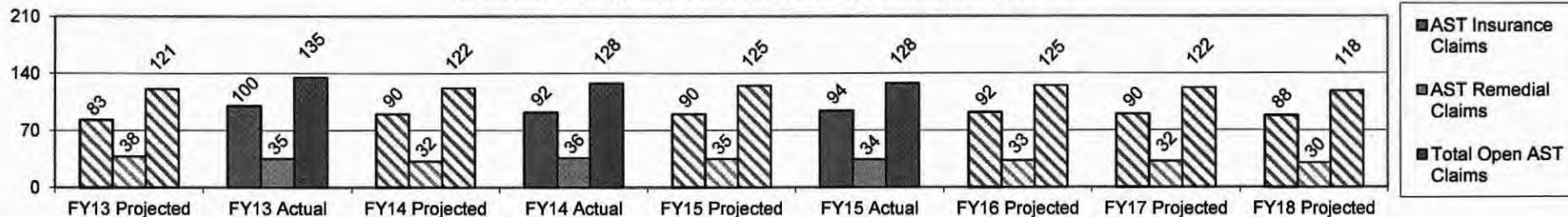
7a. Provide an effectiveness measure (continued).

Number of Open Underground Storage Tank (UST) Claims



"Number of open claims" indicates how many cleanups are ongoing at any one time.

Number of Open Aboveground Storage Tank (AST) Claims



"Number of open claims" indicates how many cleanups are ongoing at any one time.

PROGRAM DESCRIPTION

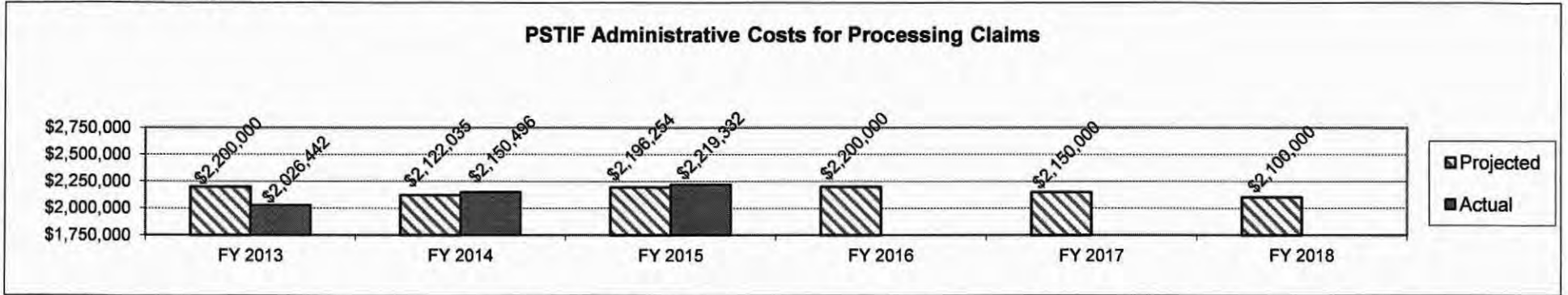
Department of Natural Resources

HB Section(s): 6.280

Petroleum Storage Tank Insurance Fund Board of Trustees

Program is found in the following core budget(s): Staff and Operating Expenses; Claims Costs and Erroneous Receipts

7b. Provide an efficiency measure.



One of the Board's goals is to keep its administrative costs below industry averages, while maintaining a high level of service to Missouri landowners.

7c. Provide the number of clients/individuals served, if applicable.

	FY 2011	FY 2012	FY 2013	FY 2014	FY 2015
Number of Owners Insured	1,858	2,008	1,879	1,876	1,879
Number of Claimants Paid Benefits (cumulative)	2,328	2,394	2,467	2,527	2,611

7d. Provide a customer satisfaction measure, if available.

Not available

MISSOURI DEPARTMENT OF NATURAL RESOURCES

DECISION ITEM SUMMARY

Budget Unit								
Decision Item	FY 2015	FY 2015	FY 2016	FY 2016	FY 2017	FY 2017	FY 2017	FY 2017
Budget Object Summary	ACTUAL	ACTUAL	BUDGET	BUDGET	DEPT REQ	DEPT REQ	GOV REC	GOV REC
Fund	DOLLAR	FTE	DOLLAR	FTE	DOLLAR	FTE	DOLLAR	FTE
GEOLOGICAL SURVEY OPERATIONS								
CORE								
PERSONAL SERVICES								
GENERAL REVENUE	765,164	16.87	835,546	18.30	2,250,933	43.28	2,250,933	43.28
DEPT NATURAL RESOURCES	661,048	15.14	796,440	17.68	1,761,315	37.37	1,761,315	37.37
NATURAL RESOURCES REVOLVING SE	19,915	0.75	16,056	0.59	16,056	0.59	16,056	0.59
DNR COST ALLOCATION	15,968	0.38	16,418	0.38	16,418	0.38	16,418	0.38
NATURAL RESOURCES PROTECTION	0	0.00	10,000	0.24	10,000	0.24	10,000	0.24
NRP-WATER POLLUTION PERMIT FEE	1,201	0.03	14,233	0.73	14,233	0.73	14,233	0.73
SOLID WASTE MANAGEMENT	131,934	3.12	129,381	3.00	129,381	3.00	129,381	3.00
METALLIC MINERALS WASTE MGMT	0	0.00	0	0.00	61,635	1.20	61,635	1.20
GROUNDWATER PROTECTION	449,993	11.45	501,148	13.80	501,148	13.80	501,148	13.80
HAZARDOUS WASTE FUND	154,091	3.71	152,368	4.00	152,368	4.00	152,368	4.00
OIL AND GAS REMEDIAL	3,829	0.07	7,298	0.17	7,298	0.17	7,298	0.17
GEOLOGIC RESOURCES FUND	107,648	2.11	115,986	2.23	115,986	2.23	115,986	2.23
DRY-CLEANING ENVIRL RESP TRUST	0	0.00	18,716	0.25	18,716	0.25	18,716	0.25
MINED LAND RECLAMATION	0	0.00	0	0.00	447,866	9.93	447,866	9.93
TOTAL - PS	2,310,791	53.63	2,613,590	61.37	5,503,353	117.17	5,503,353	117.17
EXPENSE & EQUIPMENT								
GENERAL REVENUE	216,582	0.00	223,280	0.00	1,793,052	0.00	1,793,052	0.00
DEPT NATURAL RESOURCES	129,865	0.00	307,108	0.00	597,372	0.00	597,372	0.00
ABANDONED MINE RECLAMATION	0	0.00	0	0.00	13	0.00	13	0.00
DNR COST ALLOCATION	4,062	0.00	4,105	0.00	4,105	0.00	4,105	0.00
NATURAL RESOURCES PROTECTION	0	0.00	2,000	0.00	2,000	0.00	2,000	0.00
NRP-WATER POLLUTION PERMIT FEE	361	0.00	5,072	0.00	5,072	0.00	5,072	0.00
SOLID WASTE MANAGEMENT	7,626	0.00	9,480	0.00	9,480	0.00	9,480	0.00
METALLIC MINERALS WASTE MGMT	0	0.00	0	0.00	13,761	0.00	13,761	0.00
GROUNDWATER PROTECTION	65,108	0.00	97,405	0.00	97,405	0.00	97,405	0.00
HAZARDOUS WASTE FUND	30,891	0.00	31,010	0.00	31,010	0.00	31,010	0.00
OIL AND GAS REMEDIAL	15,130	0.00	7,625	0.00	7,625	0.00	7,625	0.00
GEOLOGIC RESOURCES FUND	22,366	0.00	18,270	0.00	18,270	0.00	18,270	0.00
DRY-CLEANING ENVIRL RESP TRUST	0	0.00	1,384	0.00	1,384	0.00	1,384	0.00

MISSOURI DEPARTMENT OF NATURAL RESOURCES

DECISION ITEM SUMMARY

Budget Unit								
Decision Item	FY 2015	FY 2015	FY 2016	FY 2016	FY 2017	FY 2017	FY 2017	FY 2017
Budget Object Summary	ACTUAL	ACTUAL	BUDGET	BUDGET	DEPT REQ	DEPT REQ	GOV REC	GOV REC
Fund	DOLLAR	FTE	DOLLAR	FTE	DOLLAR	FTE	DOLLAR	FTE
GEOLOGICAL SURVEY OPERATIONS								
CORE								
EXPENSE & EQUIPMENT								
MINED LAND RECLAMATION	0	0.00	0	0.00	211,776	0.00	211,776	0.00
TOTAL - EE	491,991	0.00	706,739	0.00	2,792,325	0.00	2,792,325	0.00
TOTAL	2,802,782	53.63	3,320,329	61.37	8,295,678	117.17	8,295,678	117.17
Pay Plan - 0000012								
PERSONAL SERVICES								
GENERAL REVENUE	0	0.00	0	0.00	0	0.00	45,019	0.00
DEPT NATURAL RESOURCES	0	0.00	0	0.00	0	0.00	35,226	0.00
NATURAL RESOURCES REVOLVING SE	0	0.00	0	0.00	0	0.00	321	0.00
DNR COST ALLOCATION	0	0.00	0	0.00	0	0.00	330	0.00
OIL AND GAS RESOURCES FUND	0	0.00	0	0.00	0	0.00	1,686	0.00
NATURAL RESOURCES PROTECTION	0	0.00	0	0.00	0	0.00	200	0.00
NRP-WATER POLLUTION PERMIT FEE	0	0.00	0	0.00	0	0.00	285	0.00
SOLID WASTE MANAGEMENT	0	0.00	0	0.00	0	0.00	2,588	0.00
METALLIC MINERALS WASTE MGMT	0	0.00	0	0.00	0	0.00	1,232	0.00
GROUNDWATER PROTECTION	0	0.00	0	0.00	0	0.00	10,023	0.00
HAZARDOUS WASTE FUND	0	0.00	0	0.00	0	0.00	3,046	0.00
OIL AND GAS REMEDIAL	0	0.00	0	0.00	0	0.00	146	0.00
GEOLOGIC RESOURCES FUND	0	0.00	0	0.00	0	0.00	2,319	0.00
DRY-CLEANING ENVIRL RESP TRUST	0	0.00	0	0.00	0	0.00	374	0.00
MINED LAND RECLAMATION	0	0.00	0	0.00	0	0.00	8,958	0.00
TOTAL - PS	0	0.00	0	0.00	0	0.00	111,753	0.00
TOTAL	0	0.00	0	0.00	0	0.00	111,753	0.00
Groundwater Dataloggers - 1780004								
EXPENSE & EQUIPMENT								
GENERAL REVENUE	0	0.00	0	0.00	84,750	0.00	0	0.00
TOTAL - EE	0	0.00	0	0.00	84,750	0.00	0	0.00
TOTAL	0	0.00	0	0.00	84,750	0.00	0	0.00

1/21/16 9:54

lm_dsummary

MISSOURI DEPARTMENT OF NATURAL RESOURCES

DECISION ITEM SUMMARY

Budget Unit								
Decision Item	FY 2015	FY 2015	FY 2016	FY 2016	FY 2017	FY 2017	FY 2017	FY 2017
Budget Object Summary	ACTUAL	ACTUAL	BUDGET	BUDGET	DEPT REQ	DEPT REQ	GOV REC	GOV REC
Fund	DOLLAR	FTE	DOLLAR	FTE	DOLLAR	FTE	DOLLAR	FTE
GEOLOGICAL SURVEY OPERATIONS								
Oil & Gas Resources (HB 92) - 1780005								
PERSONAL SERVICES								
OIL AND GAS RESOURCES FUND	0	0.00	0	0.00	84,324	2.00	84,324	2.00
TOTAL - PS	0	0.00	0	0.00	84,324	2.00	84,324	2.00
EXPENSE & EQUIPMENT								
OIL AND GAS RESOURCES FUND	0	0.00	0	0.00	30,230	0.00	30,230	0.00
TOTAL - EE	0	0.00	0	0.00	30,230	0.00	30,230	0.00
TOTAL	0	0.00	0	0.00	114,554	2.00	114,554	2.00
State Water Plan Update - 1780015								
EXPENSE & EQUIPMENT								
DEPT NATURAL RESOURCES	0	0.00	0	0.00	0	0.00	175,000	0.00
NRP-WATER POLLUTION PERMIT FEE	0	0.00	0	0.00	0	0.00	366,150	0.00
SAFE DRINKING WATER FUND	0	0.00	0	0.00	0	0.00	366,150	0.00
RURAL WATER AND SEWER LOAN REV	0	0.00	0	0.00	0	0.00	366,150	0.00
TOTAL - EE	0	0.00	0	0.00	0	0.00	1,273,450	0.00
TOTAL	0	0.00	0	0.00	0	0.00	1,273,450	0.00
GRAND TOTAL	\$2,802,782	53.63	\$3,320,329	61.37	\$8,494,982	119.17	\$9,795,435	119.17

MISSOURI DEPARTMENT OF NATURAL RESOURCES

DECISION ITEM SUMMARY

Budget Unit								
Decision Item	FY 2015	FY 2015	FY 2016	FY 2016	FY 2017	FY 2017	FY 2017	FY 2017
Budget Object Summary	ACTUAL	ACTUAL	BUDGET	BUDGET	DEPT REQ	DEPT REQ	GOV REC	GOV REC
Fund	DOLLAR	FTE	DOLLAR	FTE	DOLLAR	FTE	DOLLAR	FTE
WATER RESOURCES								
CORE								
PERSONAL SERVICES								
GENERAL REVENUE	1,365,563	25.90	1,415,387	24.98	0	0.00	0	0.00
DEPT NATURAL RESOURCES	200,611	4.30	408,334	7.82	0	0.00	0	0.00
DNR COST ALLOCATION	26,440	0.33	0	0.00	0	0.00	0	0.00
TOTAL - PS	1,592,614	30.53	1,823,721	32.80	0	0.00	0	0.00
EXPENSE & EQUIPMENT								
GENERAL REVENUE	1,522,681	0.00	1,569,772	0.00	0	0.00	0	0.00
DEPT NATURAL RESOURCES	145,044	0.00	184,570	0.00	0	0.00	0	0.00
TOTAL - EE	1,667,725	0.00	1,754,342	0.00	0	0.00	0	0.00
TOTAL	3,260,339	30.53	3,578,063	32.80	0	0.00	0	0.00
GRAND TOTAL	\$3,260,339	30.53	\$3,578,063	32.80	\$0	0.00	\$0	0.00

MISSOURI DEPARTMENT OF NATURAL RESOURCES

DECISION ITEM SUMMARY

Budget Unit								
Decision Item	FY 2015	FY 2015	FY 2016	FY 2016	FY 2017	FY 2017	FY 2017	FY 2017
Budget Object Summary	ACTUAL	ACTUAL	BUDGET	BUDGET	DEPT REQ	DEPT REQ	GOV REC	GOV REC
Fund	DOLLAR	FTE	DOLLAR	FTE	DOLLAR	FTE	DOLLAR	FTE
LAND RECLAMATION PROGRAM								
CORE								
PERSONAL SERVICES								
DEPT NATURAL RESOURCES	425,679	9.16	556,541	11.87	0	0.00	0	0.00
METALLIC MINERALS WASTE MGMT	19,314	0.39	61,635	1.20	0	0.00	0	0.00
MINED LAND RECLAMATION	357,499	8.77	447,866	9.93	0	0.00	0	0.00
TOTAL - PS	802,492	18.32	1,066,042	23.00	0	0.00	0	0.00
EXPENSE & EQUIPMENT								
DEPT NATURAL RESOURCES	70,758	0.00	105,694	0.00	0	0.00	0	0.00
ABANDONED MINE RECLAMATION	0	0.00	13	0.00	0	0.00	0	0.00
METALLIC MINERALS WASTE MGMT	7,628	0.00	13,761	0.00	0	0.00	0	0.00
MINED LAND RECLAMATION	55,124	0.00	211,776	0.00	0	0.00	0	0.00
TOTAL - EE	133,510	0.00	331,244	0.00	0	0.00	0	0.00
TOTAL	936,002	18.32	1,397,286	23.00	0	0.00	0	0.00
GRAND TOTAL	\$936,002	18.32	\$1,397,286	23.00	\$0	0.00	\$0	0.00

MISSOURI DEPARTMENT OF NATURAL RESOURCES

DECISION ITEM SUMMARY

Budget Unit								
Decision Item	FY 2015	FY 2015	FY 2016	FY 2016	FY 2017	FY 2017	FY 2017	FY 2017
Budget Object Summary	ACTUAL	ACTUAL	BUDGET	BUDGET	DEPT REQ	DEPT REQ	GOV REC	GOV REC
Fund	DOLLAR	FTE	DOLLAR	FTE	DOLLAR	FTE	DOLLAR	FTE
OIL AND GAS REMEDIAL FUND								
CORE								
EXPENSE & EQUIPMENT								
OIL AND GAS REMEDIAL	23,000	0.00	150,000	0.00	150,000	0.00	150,000	0.00
TOTAL - EE	23,000	0.00	150,000	0.00	150,000	0.00	150,000	0.00
TOTAL	23,000	0.00	150,000	0.00	150,000	0.00	150,000	0.00
GRAND TOTAL	\$23,000	0.00	\$150,000	0.00	\$150,000	0.00	\$150,000	0.00

MISSOURI DEPARTMENT OF NATURAL RESOURCES

DECISION ITEM SUMMARY

Budget Unit								
Decision Item	FY 2015	FY 2015	FY 2016	FY 2016	FY 2017	FY 2017	FY 2017	FY 2017
Budget Object Summary	ACTUAL	ACTUAL	BUDGET	BUDGET	DEPT REQ	DEPT REQ	GOV REC	GOV REC
Fund	DOLLAR	FTE	DOLLAR	FTE	DOLLAR	FTE	DOLLAR	FTE
MINED LAND RECLAM & STUDIES								
CORE								
EXPENSE & EQUIPMENT								
DEPT NATURAL RESOURCES	1,206,968	0.00	3,732,499	0.00	3,732,499	0.00	3,732,499	0.00
MINED LAND RECLAMATION	6,277	0.00	699,999	0.00	699,999	0.00	699,999	0.00
TOTAL - EE	1,213,245	0.00	4,432,498	0.00	4,432,498	0.00	4,432,498	0.00
PROGRAM-SPECIFIC								
DEPT NATURAL RESOURCES	0	0.00	10,001	0.00	10,001	0.00	10,001	0.00
MINED LAND RECLAMATION	0	0.00	1	0.00	1	0.00	1	0.00
TOTAL - PD	0	0.00	10,002	0.00	10,002	0.00	10,002	0.00
TOTAL	1,213,245	0.00	4,442,500	0.00	4,442,500	0.00	4,442,500	0.00
GRAND TOTAL	\$1,213,245	0.00	\$4,442,500	0.00	\$4,442,500	0.00	\$4,442,500	0.00

CORE DECISION ITEM

Department of Natural Resources	Budget Unit 78510C, 78526C, 79465C
Missouri Geological Survey	
Missouri Geological Survey Core	HB Section 6.260

1. CORE FINANCIAL SUMMARY

	FY 2017 Budget Request			
	GR	Federal	Other	Total
PS	2,250,933	1,761,315	1,491,105	5,503,353
EE	1,793,052	4,329,884	1,251,887	7,374,823
PSD	0	10,001	1	10,002
Total	4,043,985	6,101,200	2,742,993	12,888,178
FTE	43.28	37.37	36.52	117.17

	FY 2017 Governor's Recommendation			
	GR	Fed	Other	Total
PS	2,250,933	1,761,315	1,491,105	5,503,353
EE	1,793,052	4,329,884	1,251,887	7,374,823
PSD	0	10,001	1	10,002
Total	4,043,985	6,101,200	2,742,993	12,888,178
FTE	43.28	37.37	36.52	117.17

Est. Fringe	1,071,219	838,210	709,617	2,619,046
--------------------	-----------	---------	---------	-----------

Est. Fringe	1,071,219	838,210	709,617	2,619,046
--------------------	-----------	---------	---------	-----------

Note: Fringes budgeted in House Bill 5 except for certain fringes budgeted directly to MoDOT, Highway Patrol, and Conservation.

Note: Fringes budgeted in House Bill 5 except for certain fringes budgeted directly to MoDOT, Highway Patrol, and Conservation.

Other Funds: DNR Revolving Services Fund (0425); Cost Allocation Fund (0500); Natural Resources Protection Fund - Damages Subaccount (0555); Natural Resources Protection Fund - Water Pollution Permit Fees (0568); Solid Waste Management Fund (0570); Metallic Minerals Waste Management Fund (0575); Groundwater Protection Fund (0660); Hazardous Waste Fund (0676); Oil and Gas Remedial Fund (0699); Geologic Resources Fund (0801); Dry-Cleaning Environmental Response Trust Fund (0898); Mined Land Reclamation Fund (0906)

Core Reallocation: The budget request includes core reallocations of the Water Resources Center (\$3,578,063 and 32.80 FTE) and the Land Reclamation Program (\$5,839,786 and 23 FTE) to the Missouri Geological Survey due to the December 2014 realignment within the department.

2. CORE DESCRIPTION

The Missouri Geological Survey (MGS), headquartered in Rolla, Missouri, includes the Geological Survey Program, Land Reclamation Program and Water Resources Center.

The Geological Survey Program investigates the state's geology and provides geologic and hydrologic information to assist with decisions relating to economic development, site remediation, contaminant migration, subsurface investigations and geologic hazards. The program also determines the character and availability of the state's energy and mineral resources. Staff implement the Water Well Drillers' Act by establishing standards for domestic water wells, monitoring wells and geothermal ground source heat pump wells. MGS management represents the state through the Association of American State Geologists and Central U.S. Earthquake Consortium.

CORE DECISION ITEM

Department of Natural Resources	Budget Unit 78510C, 78526C, 79465C
Missouri Geological Survey	
Missouri Geological Survey Core	HB Section 6.260

2. CORE DESCRIPTION (continued)

The Land Reclamation Program regulates surface mining of coal and industrial minerals, regulates and administers reclamation of coal mine and industrial mine lands on which bonds were forfeited, regulates and administers reclamation of coal mine lands abandoned prior to 1977, and regulates the metallic mineral waste disposal areas of mining operations.

Water Resources Center staff provide information for Missouri's comprehensive water needs by examining both surface and groundwater use and availability. They administer the provisions of the Missouri Dam and Reservoir Safety Law; regulating all nonfederal, nonagricultural dams 35 feet and higher through inspections, registration and issuance of construction permits. Staff also investigate water supply issues, maintain and update Missouri's Public Water Supply database for groundwater wells, collect, analyze and distribute groundwater-level data from a statewide network of observation wells, evaluate public water supply wells and provide casing and total depth specifications. Water Resources Center staff continue to provide guidance and technical expertise for planning and development of regional water supply projects throughout Missouri, as well as defend the state's vital water resources interests, including those related to river transport, before numerous interstate and interagency river basin associations.

Oil and Gas Remedial Fund: Oil and gas have been produced in Missouri since the late 1800s. During the early years of oil and gas development, no regulations existed to mandate proper plugging of wells no longer in operation. The results of yesterday's poor stewardship practices can be seen today in the abundance of abandoned oil and gas wells left in an unplugged condition. Some of these wells have the potential to impact surface and groundwater resources and have become a threat to human health and well-being by leaking natural gas into neighborhoods that have been built over improperly abandoned gas fields. In an effort to prevent the improper abandonment of oil and gas wells, these regulations now require a plugging bond be posted for each well that produces oil or gas. If the producer fails to properly close the wells at the conclusion of operations, the state has the ability to claim the bond and use the funds to properly plug the wells. Revenues of the fund are also used to handle emergency situations as they arise, such as a leaking gas well.

Land Reclamation PSD: The program oversees the reclamation of abandoned mine sites in Missouri. This includes sites abandoned prior to the law (1977) and sites where permits were revoked and reclamation bonds were collected. For coal sites abandoned prior to 1977, the program has access to federal funds to directly contract for the reclamation activities at these sites. This program is known as the Abandoned Mine Lands (AML) program. The Office of Surface Mining, US Department of Interior provides the grant for the AML program. Where bonds have been forfeited on permit-revoked mine sites, the Mined Land Reclamation Fund (MLRF) PSD provides the appropriation authority for reclamation of these bond forfeited sites. Reclamation involves work to restore mined lands to productive uses such as agriculture, wildlife or development. The program may collect the reclamation bonds and directly contract for the reclamation activities, or the program may allow the surety bond holder to perform the reclamation in the place of the original permit holder.

3. PROGRAM LISTING (list programs included in this core funding)

Missouri Geological Survey

CORE DECISION ITEM

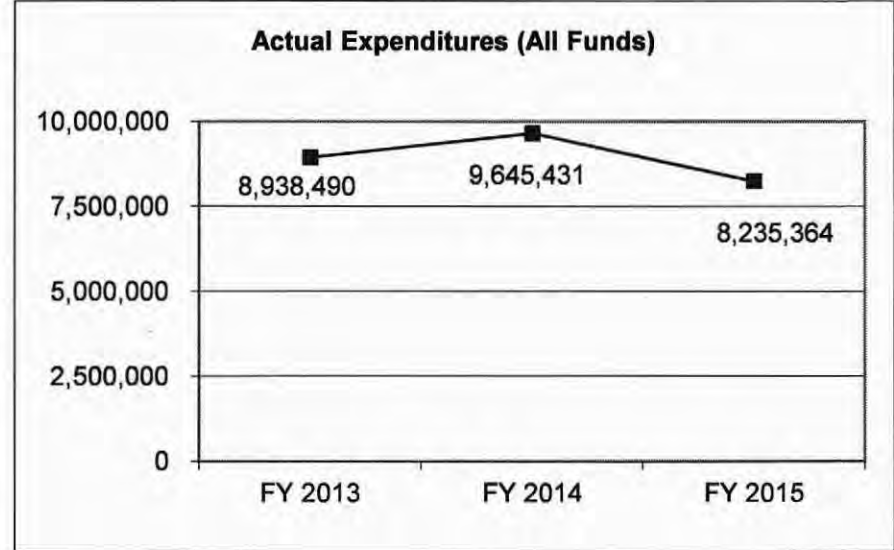
Department of Natural Resources
Missouri Geological Survey
Missouri Geological Survey Core

Budget Unit 78510C, 78526C, 79465C

HB Section 6.260

4. FINANCIAL HISTORY

	FY 2013 Actual	FY 2014 Actual	FY 2015 Actual	FY 2016 Current Yr.
Appropriation (All Funds) (1)	13,752,861	13,760,086	12,689,425	12,888,178
Less Reverted (All Funds)	(151,160)	(173,484)	(119,690)	N/A
Less Restricted (All Funds)	0	0	0	N/A
Budget Authority (All Funds)	13,601,701	13,586,602	12,569,735	N/A
Actual Expenditures (All Funds)	8,938,490	9,645,431	8,235,364	N/A
Unexpended (All Funds)	4,663,211	3,941,171	4,334,371	N/A
Unexpended, by Fund:				
General Revenue	4,229	31,924	0	N/A
Federal	2,504,183	2,583,910	3,189,163	N/A
Other	2,154,799	1,325,337	1,145,208	N/A
	(2)(3)(4)	(2)(3)(4)(5)	(2)(3)	(2)(6)



Reverted includes the statutory three-percent reserve amount (when applicable).

Restricted includes any Governor's Expenditure Restrictions which remained at the end of the fiscal year (when applicable).

Actual expenditures for all fiscal years are as of June 30 and do not include lapse period activities.

NOTES:

(1) Financial data includes operating and pass-through appropriations.

(2) The Land Reclamation Program (LRP) (78880C) and Water Resource Center (WRC) (78518C) are being reallocated to the FY 2017 MGS budget. For comparison purposes, data for LRP and WRC has been added to the data for FY 2013 - FY 2016.

(3) The majority of lapses are attributed to the Land Reclamation PSD appropriations. Appropriations are set to allow the department to encumber all contracts in place at any one time even though expenditures could occur over multiple years. In addition, the division continuously looks for federal funding opportunities or partnerships to maximize these appropriations to fulfill our mission. Unexpended in Other Funds appropriation are from a variety of funds; this is usually the result of fee fund availability or staff turnover.

CORE DECISION ITEM

Department of Natural Resources	Budget Unit <u>78510C, 78526C, 79465C</u>
Missouri Geological Survey	
Missouri Geological Survey Core	HB Section <u>6.260</u>

4. FINANCIAL HISTORY (continued)

- (4) FY 2013 - FY 2014 includes expenditures for the Land Survey Program which was transferred to the Missouri Department of Agriculture (MDA), effective August 28, 2013. These appropriations were transferred to MDA in FY 2015.
- (5) The majority of the FY 2014 General Revenue lapse is from MDA Land Survey Program corner restoration contract expense and equipment appropriation. MGS lapse of General Revenue in FY 2014 was \$2,827.
- (6) FY 2016 PSD appropriations are: Oil and Gas \$150,000; Land Reclamation Bond Forfeitures \$700,000; AML Reclamation \$3,732,500; and Small Operator Assistance Program \$10,000.

Missouri Geological Survey - Reconciliation

	FY 2013 Actual	FY 2014 Actual	FY 2015 Actual	FY 2016 Current	FY 2017 Gov Rec
Missouri Geological Survey Operations (78510C)	7,353,846	7,650,918	6,999,123	8,295,678	8,295,678
Oil and Gas Remedial Fund PSD (78526C)	0	0	23,000	150,000	150,000
Land Reclamation PSD (79465C)	1,476,844	1,917,838	1,213,245	4,442,500	4,442,500
Land Survey Corner Restoration Contracts and Projects EE/PSD (78515C, 78536C)	107,800	76,675	N/A	N/A	N/A
Total	8,938,490	9,645,431	8,235,368	12,888,178	12,888,178

Notes: The Land Reclamation Program (LRP) (78880C) and Water Resource Center (WRC) (78518C) are being reallocated to the FY 2017 MGS budget. For comparison purposes, data for LRP and WRC have been added to the actual and projected data for FY 2013 - FY 2016.

FY 2013 - FY 2014 includes expenditures for the Land Survey Program which was transferred to the Missouri Department of Agriculture (MDA), effective August 28, 2013. These appropriations were transferred to MDA in FY 2015.

CORE RECONCILIATION DETAIL

**DEPARTMENT OF NATURAL RESOURCES
GEOLOGICAL SURVEY OPERATIONS**

5. CORE RECONCILIATION DETAIL

			Budget Class	FTE	GR	Federal	Other	Total	Explanation
TAFP AFTER VETOES									
			PS	61.37	835,546	796,440	981,604	2,613,590	
			EE	0.00	223,280	307,108	176,351	706,739	
			Total	61.37	1,058,826	1,103,548	1,157,955	3,320,329	
DEPARTMENT CORE ADJUSTMENTS									
Core Reallocation	790 2402		PS	0.00	0	0	0		(0) Core reallocations will more closely align the budget with planned spending.
Core Reallocation	790 2163		PS	0.00	0	0	0		(0) Core reallocations will more closely align the budget with planned spending.
Core Reallocation	790 2861		PS	0.00	0	0	0		0 Core reallocations will more closely align the budget with planned spending.
Core Reallocation	790 2161		PS	0.00	0	0	0		0 Core reallocations will more closely align the budget with planned spending.
Core Reallocation	790 2165		PS	0.00	0	0	0		(0) Core reallocations will more closely align the budget with planned spending.
Core Reallocation	790 2401		PS	(0.00)	0	0	0		0 Core reallocations will more closely align the budget with planned spending.
Core Reallocation	790 2395		PS	(0.00)	0	0	0		(0) Core reallocations will more closely align the budget with planned spending.

CORE RECONCILIATION DETAIL

DEPARTMENT OF NATURAL RESOURCES

GEOLOGICAL SURVEY OPERATIONS

5. CORE RECONCILIATION DETAIL

			Budget Class	FTE	GR	Federal	Other	Total	Explanation
DEPARTMENT CORE ADJUSTMENTS									
Core Reallocation	871	2401	PS	11.87	0	556,541	0	556,541	Core reallocation of Land Reclamation Program to the Missouri Geological Survey due to December 2014 realignment within the department.
Core Reallocation	871	1197	PS	9.93	0	0	447,866	447,866	Core reallocation of Land Reclamation Program to the Missouri Geological Survey due to December 2014 realignment within the department.
Core Reallocation	871	1194	PS	1.20	0	0	61,635	61,635	Core reallocation of Land Reclamation Program to the Missouri Geological Survey due to December 2014 realignment within the department.
Core Reallocation	871	2408	EE	0.00	0	105,694	0	105,694	Core reallocation of Land Reclamation Program to the Missouri Geological Survey due to December 2014 realignment within the department.
Core Reallocation	871	1198	EE	0.00	0	0	211,776	211,776	Core reallocation of Land Reclamation Program to the Missouri Geological Survey due to December 2014 realignment within the department.

CORE RECONCILIATION DETAIL

**DEPARTMENT OF NATURAL RESOURCES
GEOLOGICAL SURVEY OPERATIONS**

5. CORE RECONCILIATION DETAIL

			Budget Class	FTE	GR	Federal	Other	Total	Explanation
DEPARTMENT CORE ADJUSTMENTS									
Core Reallocation	871	1196	EE	0.00	0	13	0	13	Core reallocation of Land Reclamation Program to the Missouri Geological Survey due to December 2014 realignment within the department.
Core Reallocation	871	1195	EE	0.00	0	0	13,761	13,761	Core reallocation of Land Reclamation Program to the Missouri Geological Survey due to December 2014 realignment within the department.
Core Reallocation	893	2401	PS	7.82	0	408,334	0	408,334	Core reallocation of Water Resources Center to the Missouri Geological Survey due to December 2014 realignment within the department.
Core Reallocation	893	2395	PS	24.98	1,415,387	0	0	1,415,387	Core reallocation of Water Resources Center to the Missouri Geological Survey due to December 2014 realignment within the department.
Core Reallocation	893	2396	EE	0.00	1,569,772	0	0	1,569,772	Core reallocation of Water Resources Center to the Missouri Geological Survey due to December 2014 realignment within the department.

CORE RECONCILIATION DETAIL

**DEPARTMENT OF NATURAL RESOURCES
GEOLOGICAL SURVEY OPERATIONS**

5. CORE RECONCILIATION DETAIL

	Budget Class	FTE	GR	Federal	Other	Total	Explanation
DEPARTMENT CORE ADJUSTMENTS							
Core Reallocation	893 2408 EE	0.00	0	184,570	0	184,570	Core reallocation of Water Resources Center to the Missouri Geological Survey due to December 2014 realignment within the department.
NET DEPARTMENT CHANGES		55.80	2,985,159	1,255,152	735,038	4,975,349	
DEPARTMENT CORE REQUEST							
	PS	117.17	2,250,933	1,761,315	1,491,105	5,503,353	
	EE	0.00	1,793,052	597,385	401,888	2,792,325	
	Total	117.17	4,043,985	2,358,700	1,892,993	8,295,678	
GOVERNOR'S RECOMMENDED CORE							
	PS	117.17	2,250,933	1,761,315	1,491,105	5,503,353	
	EE	0.00	1,793,052	597,385	401,888	2,792,325	
	Total	117.17	4,043,985	2,358,700	1,892,993	8,295,678	

CORE RECONCILIATION DETAIL

DEPARTMENT OF NATURAL RESOURCES

WATER RESOURCES

5. CORE RECONCILIATION DETAIL

				Budget Class	FTE	GR	Federal	Other	Total	Explanation	
TAFP AFTER VETOES											
				PS	32.80	1,415,387	408,334	0	1,823,721		
				EE	0.00	1,569,772	184,570	0	1,754,342		
				Total	32.80	2,985,159	592,904	0	3,578,063		
DEPARTMENT CORE ADJUSTMENTS											
Core Reallocation	576	5247	PS	(7.82)	0	(408,334)	0	(408,334)		Core reallocation of Water Resources Center to the Missouri Geological Survey due to December 2014 realignment within the department.	
Core Reallocation	576	5245	PS	(24.98)	(1,415,387)	0	0	(1,415,387)		Core reallocation of Water Resources Center to the Missouri Geological Survey due to December 2014 realignment within the department.	
Core Reallocation	576	5248	EE	0.00	0	(184,570)	0	(184,570)		Core reallocation of Water Resources Center to the Missouri Geological Survey due to December 2014 realignment within the department.	
Core Reallocation	576	5246	EE	0.00	(1,569,772)	0	0	(1,569,772)		Core reallocation of Water Resources Center to the Missouri Geological Survey due to December 2014 realignment within the department.	
NET DEPARTMENT CHANGES				(32.80)	(2,985,159)	(592,904)	0	(3,578,063)			

CORE RECONCILIATION DETAIL

DEPARTMENT OF NATURAL RESOURCES
WATER RESOURCES

5. CORE RECONCILIATION DETAIL

	Budget Class	FTE	GR	Federal	Other	Total	Explanation
DEPARTMENT CORE REQUEST							
	PS	0.00	0	0	0	0	
	EE	0.00	0	0	0	0	
	Total	0.00	0	0	0	0	
GOVERNOR'S RECOMMENDED CORE							
	PS	0.00	0	0	0	0	
	EE	0.00	0	0	0	0	
	Total	0.00	0	0	0	0	

CORE RECONCILIATION DETAIL

DEPARTMENT OF NATURAL RESOURCES
LAND RECLAMATION PROGRAM

5. CORE RECONCILIATION DETAIL

			Budget Class	FTE	GR	Federal	Other	Total	Explanation
TAFP AFTER VETOES									
			PS	23.00	0	556,541	509,501	1,066,042	
			EE	0.00	0	105,707	225,537	331,244	
			Total	23.00	0	662,248	735,038	1,397,286	
DEPARTMENT CORE ADJUSTMENTS									
Core Reallocation	559	5398	PS	(1.20)	0	0	(61,635)	(61,635)	Core reallocation of Land Reclamation Program to the Missouri Geological Survey due to December 2014 realignment within the department.
Core Reallocation	559	5397	PS	(11.87)	0	(556,541)	0	(556,541)	Core reallocation of Land Reclamation Program to the Missouri Geological Survey due to December 2014 realignment within the department.
Core Reallocation	559	5400	PS	(9.93)	0	0	(447,866)	(447,866)	Core reallocation of Land Reclamation Program to the Missouri Geological Survey due to December 2014 realignment within the department.
Core Reallocation	559	5405	EE	0.00	0	0	(211,776)	(211,776)	Core reallocation of Land Reclamation Program to the Missouri Geological Survey due to December 2014 realignment within the department.

CORE RECONCILIATION DETAIL

DEPARTMENT OF NATURAL RESOURCES
LAND RECLAMATION PROGRAM

5. CORE RECONCILIATION DETAIL

			Budget Class	FTE	GR	Federal	Other	Total	Explanation
DEPARTMENT CORE ADJUSTMENTS									
Core Reallocation	559	6879	EE	0.00	0	(13)	0	(13)	Core reallocation of Land Reclamation Program to the Missouri Geological Survey due to December 2014 realignment within the department.
Core Reallocation	559	5403	EE	0.00	0	0	(13,761)	(13,761)	Core reallocation of Land Reclamation Program to the Missouri Geological Survey due to December 2014 realignment within the department.
Core Reallocation	559	5402	EE	0.00	0	(105,694)	0	(105,694)	Core reallocation of Land Reclamation Program to the Missouri Geological Survey due to December 2014 realignment within the department.
NET DEPARTMENT CHANGES				(23.00)	0	(662,248)	(735,038)	(1,397,286)	
DEPARTMENT CORE REQUEST									
			PS	(0.00)	0	0	0	0	
			EE	0.00	0	0	0	0	
			Total	(0.00)	0	0	0	0	
GOVERNOR'S RECOMMENDED CORE									
			PS	(0.00)	0	0	0	0	
			EE	0.00	0	0	0	0	
			Total	(0.00)	0	0	0	0	

CORE RECONCILIATION DETAIL

DEPARTMENT OF NATURAL RESOURCES
OIL AND GAS REMEDIAL FUND

5. CORE RECONCILIATION DETAIL

	Budget Class	FTE	GR	Federal	Other	Total	Explanation
TAFP AFTER VETOES							
	EE	0.00	0	0	150,000	150,000	
	Total	0.00	0	0	150,000	150,000	
DEPARTMENT CORE REQUEST							
	EE	0.00	0	0	150,000	150,000	
	Total	0.00	0	0	150,000	150,000	
GOVERNOR'S RECOMMENDED CORE							
	EE	0.00	0	0	150,000	150,000	
	Total	0.00	0	0	150,000	150,000	

CORE RECONCILIATION DETAIL

**DEPARTMENT OF NATURAL RESOURCES
MINED LAND RECLAM & STUDIES**

5. CORE RECONCILIATION DETAIL

			Budget Class	FTE	GR	Federal	Other	Total	Explanation
TAFP AFTER VETOES									
			EE	0.00	0	3,732,499	699,999	4,432,498	
			PD	0.00	0	10,001	1	10,002	
			Total	0.00	0	3,742,500	700,000	4,442,500	
DEPARTMENT CORE ADJUSTMENTS									
Core Reallocation	866 7453		EE	0.00	0	0	(699,999)	(699,999)	Core reallocation of Land Reclamation Program to the Missouri Geological Survey due to December 2014 realignment within the department.
Core Reallocation	866 7455		EE	0.00	0	(3,732,499)	0	(3,732,499)	Core reallocation of Land Reclamation Program to the Missouri Geological Survey due to December 2014 realignment within the department.
Core Reallocation	866 7453		PD	0.00	0	0	(1)	(1)	Core reallocation of Land Reclamation Program to the Missouri Geological Survey due to December 2014 realignment within the department.
Core Reallocation	866 7606		PD	0.00	0	(10,000)	0	(10,000)	Core reallocation of Land Reclamation Program to the Missouri Geological Survey due to December 2014 realignment within the department.

CORE RECONCILIATION DETAIL

**DEPARTMENT OF NATURAL RESOURCES
MINED LAND RECLAM & STUDIES**

5. CORE RECONCILIATION DETAIL

			Budget Class	FTE	GR	Federal	Other	Total	Explanation
DEPARTMENT CORE ADJUSTMENTS									
Core Reallocation	866	7455	PD	0.00	0	(1)	0	(1)	Core reallocation of Land Reclamation Program to the Missouri Geological Survey due to December 2014 realignment within the department.
Core Reallocation	892	7455	EE	0.00	0	3,732,499	0	3,732,499	Core reallocation of Land Reclamation Program to the Missouri Geological Survey due to December 2014 realignment within the department.
Core Reallocation	892	7453	EE	0.00	0	0	699,999	699,999	Core reallocation of Land Reclamation Program to the Missouri Geological Survey due to December 2014 realignment within the department.
Core Reallocation	892	7606	PD	0.00	0	10,000	0	10,000	Core reallocation of Land Reclamation Program to the Missouri Geological Survey due to December 2014 realignment within the department.
Core Reallocation	892	7455	PD	0.00	0	1	0	1	Core reallocation of Land Reclamation Program to the Missouri Geological Survey due to December 2014 realignment within the department.

CORE RECONCILIATION DETAIL

**DEPARTMENT OF NATURAL RESOURCES
MINED LAND RECLAM & STUDIES**

5. CORE RECONCILIATION DETAIL

		Budget Class	FTE	GR	Federal	Other	Total	Explanation
DEPARTMENT CORE ADJUSTMENTS								
Core Reallocation	892 7453	PD	0.00	0	0	1		1 Core reallocation of Land Reclamation Program to the Missouri Geological Survey due to December 2014 realignment within the department.
NET DEPARTMENT CHANGES			0.00	0	0	0	0	
DEPARTMENT CORE REQUEST								
		EE	0.00	0	3,732,499	699,999	4,432,498	
		PD	0.00	0	10,001	1	10,002	
		Total	0.00	0	3,742,500	700,000	4,442,500	
GOVERNOR'S RECOMMENDED CORE								
		EE	0.00	0	3,732,499	699,999	4,432,498	
		PD	0.00	0	10,001	1	10,002	
		Total	0.00	0	3,742,500	700,000	4,442,500	

FLEXIBILITY REQUEST FORM

BUDGET UNIT NUMBER: 78510C	DEPARTMENT: NATURAL RESOURCES
BUDGET UNIT NAME: GEOLOGICAL SURVEY OPERATIONS	
HOUSE BILL SECTION(S): 6.260	DIVISION: MISSOURI GEOLOGICAL SURVEY

1. Provide the amount by fund of personal service flexibility and the amount by fund of expense and equipment flexibility you are requesting in dollar and percentage terms and explain why the flexibility is needed. If flexibility is being requested among divisions, provide the amount by fund of flexibility you are requesting in dollar and percentage terms and explain why the flexibility is needed.

GOVERNOR'S RECOMMENDATION

The Missouri Geological Survey requests retention of 75% flexibility between funds (federal and other). The flexibility will allow the department to address unanticipated needs by aligning appropriation authority with necessary spending during the fiscal year based on funds availability for service delivery requirements. This will help ensure effective, responsive service delivery by the division.

2. Estimate how much flexibility will be used for the budget year. How much flexibility was used in the Prior Year Budget and the Current Year Budget? Please specify the amount.

PRIOR YEAR ACTUAL AMOUNT OF FLEXIBILITY USED	CURRENT YEAR ESTIMATED AMOUNT OF FLEXIBILITY THAT WILL BE USED	BUDGET REQUEST - GOVERNOR'S REC ESTIMATED AMOUNT OF FLEXIBILITY THAT WILL BE USED
\$36,735 Fund to Fund (Federal/Other)	Flexibility usage is difficult to estimate at this time.	Flexibility usage is difficult to estimate at this time.

3. Please explain how flexibility was used in the prior and/or current years.

PRIOR YEAR EXPLAIN ACTUAL USE	CURRENT YEAR EXPLAIN PLANNED USE
Flexibility was used to align Personal Service and E&E appropriations with service delivery expenditure needs.	The flexibility will allow the department to address unanticipated needs by aligning appropriation authority with necessary spending during the fiscal year based on funds availability for service delivery requirements. This will help ensure effective, responsive service delivery by the division.

MISSOURI DEPARTMENT OF NATURAL RESOURCES

DECISION ITEM DETAIL

Budget Unit	FY 2015	FY 2015	FY 2016	FY 2016	FY 2017	FY 2017	FY 2017	FY 2017
Decision Item	ACTUAL	ACTUAL	BUDGET	BUDGET	DEPT REQ	DEPT REQ	GOV REC	GOV REC
Budget Object Class	DOLLAR	FTE	DOLLAR	FTE	DOLLAR	FTE	DOLLAR	FTE
GEOLOGICAL SURVEY OPERATIONS								
CORE								
ADMIN OFFICE SUPPORT ASSISTANT	100,108	3.58	112,426	4.00	170,424	6.00	170,424	6.00
SR OFC SUPPORT ASST (KEYBRD)	71,126	2.66	81,052	3.00	106,884	4.00	106,884	4.00
ACCOUNTANT I	30,815	1.00	30,978	1.00	30,984	1.00	30,984	1.00
PUBLIC INFORMATION COOR	36,275	0.92	32,343	0.80	38,928	1.00	38,928	1.00
EXECUTIVE I	32,452	1.00	32,626	1.00	32,628	1.00	32,628	1.00
EXECUTIVE II	29,504	0.75	39,619	1.00	34,944	1.00	34,944	1.00
PLANNER IV	0	0.00	0	0.00	65,364	1.00	65,364	1.00
ECONOMIST	0	0.00	0	0.00	56,520	1.00	56,520	1.00
ENVIRONMENTAL SPEC I	3,873	0.13	0	0.00	0	0.00	0	0.00
ENVIRONMENTAL SPEC II	7,543	0.21	0	0.00	36,204	1.00	36,204	1.00
ENVIRONMENTAL SPEC III	41,399	1.00	41,171	1.00	654,754	15.00	654,754	15.00
ENVIRONMENTAL ENGR II	0	0.00	0	0.00	95,784	2.00	95,784	2.00
ENVIRONMENTAL ENGR III	0	0.00	0	0.00	226,368	4.00	226,368	4.00
ENVIRONMENTAL SUPERVISOR	0	0.00	0	0.00	161,904	3.00	161,904	3.00
TECHNICAL ASSISTANT II	30,480	0.94	32,627	1.00	38,049	1.00	38,049	1.00
TECHNICAL ASSISTANT III	93,429	2.98	94,535	3.00	125,592	4.00	125,592	4.00
TECHNICAL ASSISTANT IV	53,754	1.52	106,090	3.00	150,916	4.17	150,916	4.17
GEOLOGIST I	93,810	2.53	50,335	1.37	51,207	1.70	51,207	1.70
GEOLOGIST II	610,409	14.39	849,349	20.53	937,897	21.64	937,897	21.64
GEOLOGIST III	97,069	1.93	101,141	2.00	146,292	3.00	146,292	3.00
GEOLOGIST IV	360,208	6.63	381,596	7.00	381,636	7.00	381,636	7.00
CIVIL ENGR DAM SAFETY	0	0.00	0	0.00	169,740	3.00	169,740	3.00
HYDROLOGIST II	0	0.00	0	0.00	85,416	2.00	85,416	2.00
HYDROLOGIST III	0	0.00	0	0.00	192,840	2.46	192,840	2.46
HYDROLOGIST IV	0	0.00	0	0.00	181,848	3.00	181,848	3.00
LABORER II	23,037	1.00	23,162	1.00	23,160	1.00	23,160	1.00
MAINTENANCE WORKER II	28,848	1.00	29,004	1.00	29,004	1.00	29,004	1.00
GRAPHIC ARTS SPEC II	28,848	1.00	29,004	1.00	29,004	1.00	29,004	1.00
DESIGN/DEVELOP/SURVEY MGR B3	0	0.00	0	0.00	67,954	1.00	67,954	1.00
ENVIRONMENTAL MGR B1	0	0.00	0	0.00	56,427	1.00	56,427	1.00
ENVIRONMENTAL MGR B2	172,011	2.98	174,345	3.00	301,063	5.00	301,063	5.00
ENVIRONMENTAL MGR B3	71,036	0.99	69,265	1.00	73,225	1.00	73,225	1.00

MISSOURI DEPARTMENT OF NATURAL RESOURCES

DECISION ITEM DETAIL

Budget Unit	FY 2015	FY 2015	FY 2016	FY 2016	FY 2017	FY 2017	FY 2017	FY 2017
Decision Item	ACTUAL	ACTUAL	BUDGET	BUDGET	DEPT REQ	DEPT REQ	GOV REC	GOV REC
Budget Object Class	DOLLAR	FTE	DOLLAR	FTE	DOLLAR	FTE	DOLLAR	FTE
GEOLOGICAL SURVEY OPERATIONS								
CORE								
FISCAL & ADMINISTRATIVE MGR B1	0	0.00	0	0.00	53,207	1.00	53,207	1.00
FISCAL & ADMINISTRATIVE MGR B2	63,814	1.00	64,160	1.00	64,158	1.00	64,158	1.00
DIVISION DIRECTOR	88,364	1.00	86,169	1.00	91,082	1.00	91,082	1.00
DEPUTY DIVISION DIRECTOR	77,594	1.00	75,462	1.00	80,152	1.00	80,152	1.00
DESIGNATED PRINCIPAL ASST DIV	45,708	1.00	45,954	1.00	141,134	2.25	141,134	2.25
STAFF DIRECTOR	0	0.00	0	0.00	73,225	1.00	73,225	1.00
MISCELLANEOUS TECHNICAL	0	0.00	6,032	0.10	37,364	1.50	37,364	1.50
MISCELLANEOUS PROFESSIONAL	19,277	0.49	25,145	0.57	43,191	1.05	43,191	1.05
SPECIAL ASST PROFESSIONAL	0	0.00	0	0.00	119,167	1.40	119,167	1.40
SPECIAL ASST OFFICE & CLERICAL	0	0.00	0	0.00	47,713	1.00	47,713	1.00
TOTAL - PS	2,310,791	53.63	2,613,590	61.37	5,503,353	117.17	5,503,353	117.17
TRAVEL, IN-STATE	81,670	0.00	105,123	0.00	226,126	0.00	226,126	0.00
TRAVEL, OUT-OF-STATE	20,399	0.00	23,674	0.00	55,071	0.00	55,071	0.00
FUEL & UTILITIES	33,165	0.00	33,833	0.00	39,369	0.00	39,369	0.00
SUPPLIES	101,332	0.00	165,780	0.00	257,327	0.00	257,327	0.00
PROFESSIONAL DEVELOPMENT	25,660	0.00	26,786	0.00	104,562	0.00	104,562	0.00
COMMUNICATION SERV & SUPP	28,639	0.00	31,477	0.00	63,323	0.00	63,323	0.00
PROFESSIONAL SERVICES	67,531	0.00	111,379	0.00	1,735,939	0.00	1,735,939	0.00
HOUSEKEEPING & JANITORIAL SERV	5,938	0.00	7,631	0.00	8,466	0.00	8,466	0.00
M&R SERVICES	22,100	0.00	22,977	0.00	45,783	0.00	45,783	0.00
MOTORIZED EQUIPMENT	7,142	0.00	1,550	0.00	2,004	0.00	2,004	0.00
OFFICE EQUIPMENT	10,696	0.00	14,708	0.00	24,966	0.00	24,966	0.00
OTHER EQUIPMENT	79,156	0.00	154,881	0.00	217,122	0.00	217,122	0.00
PROPERTY & IMPROVEMENTS	0	0.00	0	0.00	454	0.00	454	0.00
BUILDING LEASE PAYMENTS	2,737	0.00	503	0.00	840	0.00	840	0.00
EQUIPMENT RENTALS & LEASES	1,827	0.00	2,900	0.00	5,149	0.00	5,149	0.00

MISSOURI DEPARTMENT OF NATURAL RESOURCES

DECISION ITEM DETAIL

Budget Unit	FY 2015	FY 2015	FY 2016	FY 2016	FY 2017	FY 2017	FY 2017	FY 2017
Decision Item	ACTUAL	ACTUAL	BUDGET	BUDGET	DEPT REQ	DEPT REQ	GOV REC	GOV REC
Budget Object Class	DOLLAR	FTE	DOLLAR	FTE	DOLLAR	FTE	DOLLAR	FTE
GEOLOGICAL SURVEY OPERATIONS								
CORE								
MISCELLANEOUS EXPENSES	3,999	0.00	3,537	0.00	5,824	0.00	5,824	0.00
TOTAL - EE	491,991	0.00	706,739	0.00	2,792,325	0.00	2,792,325	0.00
GRAND TOTAL	\$2,802,782	53.63	\$3,320,329	61.37	\$8,295,678	117.17	\$8,295,678	117.17
GENERAL REVENUE	\$981,746	16.87	\$1,058,826	18.30	\$4,043,985	43.28	\$4,043,985	43.28
FEDERAL FUNDS	\$790,913	15.14	\$1,103,548	17.68	\$2,358,700	37.37	\$2,358,700	37.37
OTHER FUNDS	\$1,030,123	21.62	\$1,157,955	25.39	\$1,892,993	36.52	\$1,892,993	36.52

MISSOURI DEPARTMENT OF NATURAL RESOURCES

DECISION ITEM DETAIL

Budget Unit	FY 2015	FY 2015	FY 2016	FY 2016	FY 2017	FY 2017	FY 2017	FY 2017
Decision Item	ACTUAL	ACTUAL	BUDGET	BUDGET	DEPT REQ	DEPT REQ	GOV REC	GOV REC
Budget Object Class	DOLLAR	FTE	DOLLAR	FTE	DOLLAR	FTE	DOLLAR	FTE
WATER RESOURCES								
CORE								
ADMIN OFFICE SUPPORT ASSISTANT	27,954	1.00	28,107	1.00	0	0.00	0	0.00
PUBLIC INFORMATION COOR	442	0.01	7,098	0.16	0	0.00	0	0.00
PLANNER IV	65,013	1.00	65,363	1.00	0	0.00	0	0.00
ECONOMIST	56,215	1.00	56,515	1.00	0	0.00	0	0.00
ENVIRONMENTAL ENGR II	95,264	2.00	95,772	2.00	0	0.00	0	0.00
ENVIRONMENTAL ENGR III	114,520	2.00	113,151	2.00	0	0.00	0	0.00
TECHNICAL ASSISTANT III	30,815	1.00	30,980	1.00	0	0.00	0	0.00
TECHNICAL ASSISTANT IV	72,102	2.00	72,490	2.00	0	0.00	0	0.00
GEOLOGIST I	54,385	1.46	0	0.00	0	0.00	0	0.00
GEOLOGIST II	69,361	1.54	130,873	3.00	0	0.00	0	0.00
CIVIL ENGR DAM SAFETY	168,823	3.00	169,727	3.00	0	0.00	0	0.00
HYDROLOGIST II	42,481	1.00	42,711	1.00	0	0.00	0	0.00
HYDROLOGIST III	143,544	3.00	144,796	1.86	0	0.00	0	0.00
HYDROLOGIST IV	179,867	3.00	181,769	3.00	0	0.00	0	0.00
DESIGN/DEVELOP/SURVEY MGR B3	101,310	1.46	142,262	2.00	0	0.00	0	0.00
ENVIRONMENTAL MGR B1	56,124	1.00	56,425	1.00	0	0.00	0	0.00
ENVIRONMENTAL MGR B2	127,956	2.00	126,717	2.00	0	0.00	0	0.00
DESIGNATED PRINCIPAL ASST DIV	41,388	0.58	15,027	0.25	0	0.00	0	0.00
MISCELLANEOUS TECHNICAL	0	0.00	225,362	3.35	0	0.00	0	0.00
MISCELLANEOUS PROFESSIONAL	17,381	0.46	23,173	0.48	0	0.00	0	0.00
SPECIAL ASST PROFESSIONAL	80,212	1.02	47,690	0.70	0	0.00	0	0.00
SPECIAL ASST OFFICE & CLERICAL	47,457	1.00	47,713	1.00	0	0.00	0	0.00
TOTAL - PS	1,592,614	30.53	1,823,721	32.80	0	0.00	0	0.00
TRAVEL, IN-STATE	60,687	0.00	56,991	0.00	0	0.00	0	0.00
TRAVEL, OUT-OF-STATE	28,903	0.00	28,080	0.00	0	0.00	0	0.00
FUEL & UTILITIES	4,338	0.00	6,736	0.00	0	0.00	0	0.00
SUPPLIES	53,668	0.00	49,895	0.00	0	0.00	0	0.00
PROFESSIONAL DEVELOPMENT	29,695	0.00	36,878	0.00	0	0.00	0	0.00
COMMUNICATION SERV & SUPP	17,067	0.00	18,611	0.00	0	0.00	0	0.00
PROFESSIONAL SERVICES	1,318,010	0.00	1,492,653	0.00	0	0.00	0	0.00
HOUSEKEEPING & JANITORIAL SERV	553	0.00	765	0.00	0	0.00	0	0.00
M&R SERVICES	4,772	0.00	15,203	0.00	0	0.00	0	0.00

MISSOURI DEPARTMENT OF NATURAL RESOURCES

DECISION ITEM DETAIL

Budget Unit	FY 2015	FY 2015	FY 2016	FY 2016	FY 2017	FY 2017	FY 2017	FY 2017
Decision Item	ACTUAL	ACTUAL	BUDGET	BUDGET	DEPT REQ	DEPT REQ	GOV REC	GOV REC
Budget Object Class	DOLLAR	FTE	DOLLAR	FTE	DOLLAR	FTE	DOLLAR	FTE
WATER RESOURCES								
CORE								
OFFICE EQUIPMENT	5,174	0.00	3,300	0.00	0	0.00	0	0.00
OTHER EQUIPMENT	139,246	0.00	43,000	0.00	0	0.00	0	0.00
EQUIPMENT RENTALS & LEASES	227	0.00	579	0.00	0	0.00	0	0.00
MISCELLANEOUS EXPENSES	5,385	0.00	1,651	0.00	0	0.00	0	0.00
TOTAL - EE	1,667,725	0.00	1,754,342	0.00	0	0.00	0	0.00
GRAND TOTAL	\$3,260,339	30.53	\$3,578,063	32.80	\$0	0.00	\$0	0.00
GENERAL REVENUE	\$2,888,244	25.90	\$2,985,159	24.98	\$0	0.00		0.00
FEDERAL FUNDS	\$345,655	4.30	\$592,904	7.82	\$0	0.00		0.00
OTHER FUNDS	\$26,440	0.33	\$0	0.00	\$0	0.00		0.00

MISSOURI DEPARTMENT OF NATURAL RESOURCES

DECISION ITEM DETAIL

Budget Unit	FY 2015	FY 2015	FY 2016	FY 2016	FY 2017	FY 2017	FY 2017	FY 2017
Decision Item	ACTUAL	ACTUAL	BUDGET	BUDGET	DEPT REQ	DEPT REQ	GOV REC	GOV REC
Budget Object Class	DOLLAR	FTE	DOLLAR	FTE	DOLLAR	FTE	DOLLAR	FTE
LAND RECLAMATION PROGRAM								
CORE								
ADMIN OFFICE SUPPORT ASSISTANT	28,405	1.00	29,002	1.00	0	0.00	0	0.00
SR OFC SUPPORT ASST (KEYBRD)	23,523	0.91	54,285	2.00	0	0.00	0	0.00
MANAGEMENT ANALYSIS SPEC II	0	0.00	41,936	1.00	0	0.00	0	0.00
PLANNER III	23,362	0.46	51,098	1.00	0	(0.00)	0	(0.00)
ENVIRONMENTAL SPEC I	39,341	1.31	0	0.00	0	0.00	0	0.00
ENVIRONMENTAL SPEC II	52,686	1.46	0	0.00	0	0.00	0	0.00
ENVIRONMENTAL SPEC III	280,274	6.77	559,364	12.00	0	0.00	0	0.00
ENVIRONMENTAL SPEC IV	102,146	2.11	146,289	3.00	0	0.00	0	0.00
ENVIRONMENTAL ENGR III	103,926	1.88	110,843	2.00	0	0.00	0	0.00
ENVIRONMENTAL SUPERVISOR	47,222	0.87	0	0.00	0	0.00	0	0.00
FISCAL & ADMINISTRATIVE MGR B1	28,775	0.54	0	0.00	0	0.00	0	0.00
STAFF DIRECTOR	72,832	1.01	73,225	1.00	0	0.00	0	0.00
TOTAL - PS	802,492	18.32	1,066,042	23.00	0	0.00	0	0.00
TRAVEL, IN-STATE	48,771	0.00	60,982	0.00	0	0.00	0	0.00
TRAVEL, OUT-OF-STATE	1,120	0.00	3,717	0.00	0	0.00	0	0.00
SUPPLIES	23,184	0.00	43,703	0.00	0	0.00	0	0.00
PROFESSIONAL DEVELOPMENT	24,976	0.00	39,798	0.00	0	0.00	0	0.00
COMMUNICATION SERV & SUPP	6,533	0.00	13,935	0.00	0	0.00	0	0.00
PROFESSIONAL SERVICES	22,483	0.00	148,607	0.00	0	0.00	0	0.00
M&R SERVICES	6,178	0.00	7,303	0.00	0	0.00	0	0.00
MOTORIZED EQUIPMENT	0	0.00	3	0.00	0	0.00	0	0.00
OFFICE EQUIPMENT	0	0.00	3,858	0.00	0	0.00	0	0.00
OTHER EQUIPMENT	0	0.00	7,541	0.00	0	0.00	0	0.00
PROPERTY & IMPROVEMENTS	0	0.00	454	0.00	0	0.00	0	0.00
BUILDING LEASE PAYMENTS	0	0.00	37	0.00	0	0.00	0	0.00
EQUIPMENT RENTALS & LEASES	0	0.00	670	0.00	0	0.00	0	0.00

MISSOURI DEPARTMENT OF NATURAL RESOURCES

DECISION ITEM DETAIL

Budget Unit	FY 2015	FY 2015	FY 2016	FY 2016	FY 2017	FY 2017	FY 2017	FY 2017
Decision Item	ACTUAL	ACTUAL	BUDGET	BUDGET	DEPT REQ	DEPT REQ	GOV REC	GOV REC
Budget Object Class	DOLLAR	FTE	DOLLAR	FTE	DOLLAR	FTE	DOLLAR	FTE
LAND RECLAMATION PROGRAM								
CORE								
MISCELLANEOUS EXPENSES	265	0.00	636	0.00	0	0.00	0	0.00
TOTAL - EE	133,510	0.00	331,244	0.00	0	0.00	0	0.00
GRAND TOTAL	\$936,002	18.32	\$1,397,286	23.00	\$0	0.00	\$0	0.00
GENERAL REVENUE	\$0	0.00	\$0	0.00	\$0	0.00		0.00
FEDERAL FUNDS	\$496,437	9.16	\$662,248	11.87	\$0	0.00		0.00
OTHER FUNDS	\$439,565	9.16	\$735,038	11.13	\$0	0.00		0.00

MISSOURI DEPARTMENT OF NATURAL RESOURCES

DECISION ITEM DETAIL

Budget Unit	FY 2015	FY 2015	FY 2016	FY 2016	FY 2017	FY 2017	FY 2017	FY 2017
Decision Item	ACTUAL	ACTUAL	BUDGET	BUDGET	DEPT REQ	DEPT REQ	GOV REC	GOV REC
Budget Object Class	DOLLAR	FTE	DOLLAR	FTE	DOLLAR	FTE	DOLLAR	FTE
OIL AND GAS REMEDIAL FUND								
CORE								
PROFESSIONAL SERVICES	23,000	0.00	150,000	0.00	150,000	0.00	150,000	0.00
TOTAL - EE	23,000	0.00	150,000	0.00	150,000	0.00	150,000	0.00
GRAND TOTAL	\$23,000	0.00	\$150,000	0.00	\$150,000	0.00	\$150,000	0.00
GENERAL REVENUE	\$0	0.00	\$0	0.00	\$0	0.00	\$0	0.00
FEDERAL FUNDS	\$0	0.00	\$0	0.00	\$0	0.00	\$0	0.00
OTHER FUNDS	\$23,000	0.00	\$150,000	0.00	\$150,000	0.00	\$150,000	0.00

MISSOURI DEPARTMENT OF NATURAL RESOURCES

DECISION ITEM DETAIL

Budget Unit	FY 2015	FY 2015	FY 2016	FY 2016	FY 2017	FY 2017	FY 2017	FY 2017
Decision Item	ACTUAL	ACTUAL	BUDGET	BUDGET	DEPT REQ	DEPT REQ	GOV REC	GOV REC
Budget Object Class	DOLLAR	FTE	DOLLAR	FTE	DOLLAR	FTE	DOLLAR	FTE
MINED LAND RECLAM & STUDIES								
CORE								
SUPPLIES	750	0.00	14,502	0.00	14,502	0.00	14,502	0.00
PROFESSIONAL SERVICES	1,212,495	0.00	4,417,989	0.00	4,417,989	0.00	4,417,989	0.00
M&R SERVICES	0	0.00	2	0.00	2	0.00	2	0.00
OTHER EQUIPMENT	0	0.00	2	0.00	2	0.00	2	0.00
PROPERTY & IMPROVEMENTS	0	0.00	1	0.00	1	0.00	1	0.00
MISCELLANEOUS EXPENSES	0	0.00	2	0.00	2	0.00	2	0.00
TOTAL - EE	1,213,245	0.00	4,432,498	0.00	4,432,498	0.00	4,432,498	0.00
PROGRAM DISTRIBUTIONS	0	0.00	10,002	0.00	10,002	0.00	10,002	0.00
TOTAL - PD	0	0.00	10,002	0.00	10,002	0.00	10,002	0.00
GRAND TOTAL	\$1,213,245	0.00	\$4,442,500	0.00	\$4,442,500	0.00	\$4,442,500	0.00
GENERAL REVENUE	\$0	0.00	\$0	0.00	\$0	0.00	\$0	0.00
FEDERAL FUNDS	\$1,206,968	0.00	\$3,742,500	0.00	\$3,742,500	0.00	\$3,742,500	0.00
OTHER FUNDS	\$6,277	0.00	\$700,000	0.00	\$700,000	0.00	\$700,000	0.00

PROGRAM DESCRIPTION

Department of Natural Resources

HB Section(s): 6.260

Missouri Geological Survey

Program is found in the following core budget(s): Missouri Geological Survey

1. What does this program do?

The Missouri Geological Survey (MGS), headquartered in Rolla, Missouri, includes the Geological Survey Program, Land Reclamation Program and Water Resources Center. The MGS performs a wide variety of activities and services that assist citizens, industry and government in the knowledge of Missouri's natural resources to achieve economic growth and provide for a healthy environment. MGS leadership is responsible for providing overall management, policy, fiscal direction, priority development and support services. Division management represents the state in numerous discussions, negotiations, organizations and projects often in conjunction with other state and federal agencies. Information is coordinated and integrated within the division which helps the division manage map and technical data for state and national distribution.

The Geological Survey Program (GSP) maintains a large repository of geological data that describes and interprets the state's abundant geological resources. GSP works closely with the department's environmental regulatory programs to evaluate conditions at sites where geologic information is essential for proper environmental planning and decision making. Staff perform subsurface investigations at groundwater contamination sites to determine the source of the contamination. They also work to prevent future environmental problems by evaluating the geologic suitability of proposed landfills, waste disposal options for large subdivisions, wastewater disposal facilities and other sensitive sites prior to their permitting and/or construction. GSP also performs a variety of geological investigation activities such as geological mapping, mineral resource assessment, landslide and collapse potential, groundwater temperature gradients, CO2 sequestration opportunities and earthquake hazard evaluations. The GSP is the official Missouri Mine Map Repository and maintains the McCracken Core Library and Research Center which houses over 2.4 million feet of geologic rock core and cuttings. The GSP permits the drilling of oil and gas wells in Missouri, staffs the Oil and Gas Council and requires plugging of abandoned oil and gas wells. Staff manage the state's Underground Injection Control Program. In addition to staffing the Well Installation Board, the program implements the Water Well Drillers' Act by establishing standards for domestic water wells, monitoring wells, geothermal ground source heat pump wells and mineral test holes.

Water Resources Center staff provide information for Missouri's comprehensive water needs by examining both surface and groundwater use and availability. Staff monitor and provide technical assistance regarding drought and flood conditions, prepare lake capacity and future water supply studies and utilize data from surface and groundwater monitoring equipment to provide water quantity evaluations. Staff continue to provide guidance and technical expertise for planning and development of regional water supply projects throughout Missouri.

The Water Resources Center administers the provisions of the Missouri Dam and Reservoir Safety Law. The department regulates nonfederal, nonagricultural dams 35 feet and higher through inspections, registration and issuance of construction permits.

PROGRAM DESCRIPTION

Department of Natural Resources

HB Section(s): 6.260

Missouri Geological Survey

Program is found in the following core budget(s): Missouri Geological Survey

1. What does this program do? (continued)

Other Water Resources Center staff investigate water supply issues, collect and distribute groundwater level data from a statewide network of observation wells, evaluate public water supply wells, respond to public inquiries on a variety of water issues, advise communities on aquifer locations and contamination potential and provide assistance with groundwater studies. Hydrologists and engineers perform complex analyses to determine the benefits or adverse impact of interstate river operations and resultant water quantity impacts for the state of Missouri. Staff provide analytical support on legal challenges and are involved in negotiations with other states on water quantity issues. This effort has been intensified due to proposed water diversions and studies focused on the Missouri River basin that are intended to justify changing the management of the river to benefit upper basin states at the expense of Missouri.

The Land Reclamation Program ensures all exploration and surface mining operations are conducted in a manner that will not be detrimental to public health or safety or cause environmental pollution. The program issues permits and conducts inspections for all surface mining operations; regulates and administers reclamation of coal mine and industrial mineral lands including sites where bonds were forfeited; and administers reclamation of coal mine lands abandoned prior to 1977.

To receive a land reclamation permit, mining companies are required to obtain bonds to ensure land is restored to safe and productive use. Companies that cannot complete reclamation themselves must forfeit their bonds, making these bonds available to Missouri to pay for reclamation. The program may collect the reclamation bonds and directly contract for the reclamation activities, or the program may allow the surety bond provider to perform the reclamation in the place of the original permittee. When the surety bond provider performs the reclamation, the program provides inspection and oversight to ensure the work is properly completed. All reclamation work must follow state and federal laws and regulations.

The Abandoned Mined Land (AML) staff oversee the reclamation of mine sites abandoned prior to 1977. The program has overseen 5,053 acres of formerly mined lands restored to productive use. This includes closing dangerous mine shafts, removing trash dumps, extinguishing mine fires, eliminating dangerous high walls, improving stream miles, and stabilizing subsiding ground beneath homes and roads. The program is required to reclaim the highest priority abandoned coal mine sites before addressing problems created by other mining commodities. The program also administers an AML Emergency Program to reduce or control emergency situations in which adverse effects of past coal mining pose an immediate danger to public health.

Program staff implement the Metallic Minerals Waste Management Act (lead, iron, zinc, copper, gold and silver), which only regulates the metallic mineral waste disposal areas of mining operations. Missouri has the largest lead mining district in the U.S. The primary effort is to ensure these areas are properly reclaimed. The program confers with other environmental programs to ensure all appropriate environmental laws are met in the construction and reclamation of these waste disposal areas.

PROGRAM DESCRIPTION

Department of Natural Resources	HB Section(s): 6.260
Missouri Geological Survey	
Program is found in the following core budget(s): Missouri Geological Survey	

1. What does this program do? (continued)

Oil and Gas Remedial Fund: Oil and gas have been produced in Missouri since the late 1800s. During the early years of oil and gas development, there were no regulations that mandated wells no longer in operation be properly plugged. In many cases, the abandoned oil and gas wells were left uncovered or pushed over and buried without being properly closed. The results of yesterday's poor stewardship practices can be seen today in the abundance of abandoned oil and gas wells left in an unplugged condition. Some of these wells have the potential to impact surface, groundwater and air resources and have become a threat to human health and well-being by leaking natural gas into neighborhoods that have been built over improperly abandoned gas fields.

Regulation of oil and gas production began in the mid-1960s. In an effort to prevent the improper abandonment of oil and gas wells, these regulations require a plugging bond be posted for each well that produces oil or gas. If the producer fails to properly close the wells at the conclusion of operations, the state has the ability to claim the bond and use the funds to properly plug the wells. Money from forfeited bonds are deposited into the Oil and Gas Remedial Fund. The fund may also be used to handle emergency situations as they arise.

Land Reclamation PSD: Allows the program to contract with engineering, excavating and construction companies to reclaim AML and bond forfeiture sites. There are still over 110 eligible AML areas consisting of 10,980 acres with public health, safety and environmental issues that must be addressed. The estimated cost for reclamation at these sites is \$67.5 million. Areas are added to the inventory as identified.

Missouri Geological Survey - Reconciliation					
	FY 2013	FY 2014	FY 2015	FY 2016	FY 2017
	Actual	Actual	Actual	Current	Gov Rec
Missouri Geological Survey Operations (78510C)	7,353,846	7,650,918	6,999,123	8,295,678	8,295,678
Oil and Gas Remedial Fund PSD (78526C)	0	0	23,000	150,000	150,000
Land Reclamation PSD (79465C)	1,476,844	1,917,838	1,213,245	4,442,500	4,442,500
Land Survey Corner Restoration Contracts and Projects EE/PSD (78515C, 78536C)	107,800	76,675	N/A	N/A	N/A
Total	8,938,490	9,645,431	8,235,368	12,888,178	12,888,178

Notes: The Land Reclamation Program (LRP) (78880C) and Water Resource Center (WRC) (78518C) are being reallocated to the FY 2017 MGS budget. For comparison purposes, data for LRP and WRC has been added to the data for FY 2013 - FY 2016. FY 2013 - FY 2014 includes expenditures for the Land Survey Program which was transferred to the Missouri Department of Agriculture (MDA), effective August 28, 2013. These appropriations were transferred to MDA in FY 2015.

PROGRAM DESCRIPTION

Department of Natural Resources

HB Section(s): 6.260

Missouri Geological Survey

Program is found in the following core budget(s): Missouri Geological Survey

2. What is the authorization for this program, i.e., federal or state statute, etc.? (Include the federal program number, if applicable.)

RSMo 256.050	Geologic Assistance, Geologic Information and Maps
RSMo 256.112	Mine Map Repository
RSMo 256.170-256.173	Geologic Hazard Assessment
RSMo 319.200	Ground Shaking Notification
RSMo 256.090	Minerals, Rocks and Fossils
RSMo 578.200-578.225	Cave Resources Act
RSMo 260.925	Dry-Cleaning Facilities
RSMo 256.010-256.080	Provides technical and administrative oversight of all direct program statutory mandates
RSMo 259	Oil and Gas Act
RSMo 256.700-256.710	Geologic Resource Fund and related duties
RSMo 260.205	Solid Waste Management
RSMo 256.600-256.640	The Water Well Drillers' Act
RSMo 256.700 and 444.760-444.790	Industrial Minerals
RSMo 236.400-236.500	Dam, Mills and Electric Power
RSMo 256.060	Survey of water resources of state
RSMo 256.200	Commission to collect and coordinate water data
RSMo 256.400-256.430	Water Usage Law, users to file registration
RSMo 256.435-256.445	Multipurpose Water Resource Act
RSMo 640.400-640.430	Negotiation of interstate compacts, surface and groundwater monitoring, state water resources plan and annual report and special water protection areas
RSMo Chapter 257	Water Conservancy Districts
RSMo 444.350 through 444.380	Metallic Minerals
RSMo 444.500 through 444.755	Strip Mining
RSMo 444.800 through 444.970 and 30 CFR Part 700.01 through 955.17	Coal, Bond Forfeiture and Abandoned Mine Lands

PROGRAM DESCRIPTION

Department of Natural Resources

HB Section(s): 6.260

Missouri Geological Survey

Program is found in the following core budget(s): Missouri Geological Survey

3. Are there federal matching requirements? If yes, please explain.

National Coal Resource Data System	40% Federal (USGS)
State Geologic Mapping Program	50% Federal (USGS)
Underground Injection Control (UIC)	75% Federal (EPA)
National Earthquake Hazards Reduction Program	100% Federal (USGS)
Geodata Preservation	40% Federal (USGS)
SEMA Hazard Assessment MOA	50% Federal (SEMA)
Rare Earth Elements	100% Federal (USGS)
Regional Geologic Framework Studies	50% Federal (USGS)
National Dam Safety Assistance Award	100% Federal
National Wetland Conditions Assessment	100% Federal
Drinking Water State Revolving Fund Capitalization Grant	20% State/Local (EPA)
Coal Administration and Enforcement Grant	50% Federal (OSM)
Abandoned Mine Lands Grant	100% Federal (OSM)

4. Is this a federally mandated program? If yes, please explain.

The Missouri Geological Survey provides the technical geologic expertise for the state's federally delegated environmental programs. In addition, the EPA has delegated authority to the department to ensure compliance with the requirements of the Safe Drinking Water Act as it relates to underground injection control.

The state has federal delegation to operate the coal regulatory, abandoned mine lands and coal bond forfeiture programs.

PROGRAM DESCRIPTION

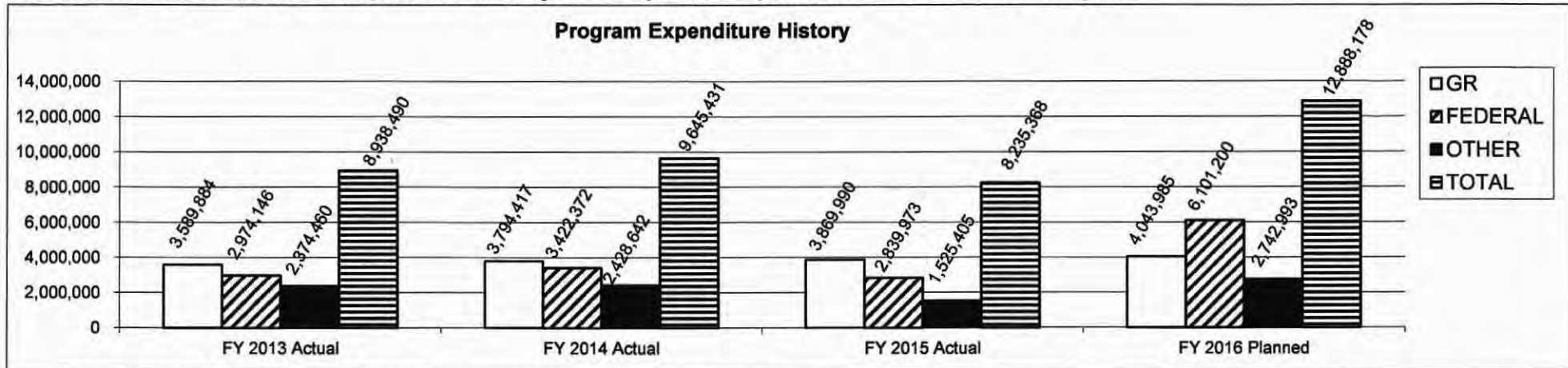
Department of Natural Resources

HB Section(s): 6.260

Missouri Geological Survey

Program is found in the following core budget(s): Missouri Geological Survey

5. Provide actual expenditures for the prior three fiscal years and planned expenditures for the current fiscal year.



Note: Actual expenditures for all fiscal years are as of June 30 and do not include lapse period activities. Financial data includes operating and pass-through appropriations. FY 2016 Planned is shown at full appropriation. The Land Reclamation Program (LRP) (78880C) and Water Resource Center (WRC) (78518C) are being reallocated to the FY 2017 MGS budget. For comparison purposes, data for LRP and WRC has been added to the data for FY 2013 - FY 2016. FY 2013 - FY 2014 includes expenditures for the Land Survey Program which was transferred to the Missouri Department of Agriculture (MDA), effective August 28, 2013. These appropriations were transferred to MDA in FY 2015.

6. What are the sources of the "Other " funds?

DNR Revolving Services Fund (0425); Cost Allocation Fund (0500); Natural Resources Protection Fund - Damages Subaccount (0555); Natural Resources Protection Fund-Water Pollution Permit Fees (0568); Solid Waste Management Fund (0570); Metallic Minerals Waste Management Fund (0575); Groundwater Protection Fund (0660); Hazardous Waste Fund (0676); Coal Mine Land Reclamation Fund (0684); Oil and Gas Remedial Fund (0699); Geologic Resources Fund (0801); Dry-Cleaning Environmental Response Trust Fund (0898); Mined Land Reclamation Fund (0906); Missouri Land Survey Fund (0668) (through FY 2014)

PROGRAM DESCRIPTION

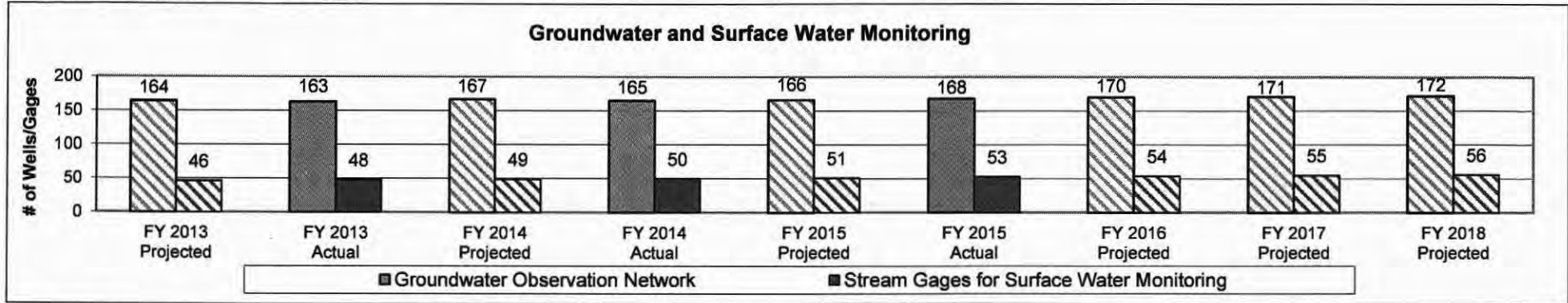
Department of Natural Resources

HB Section(s): 6.260

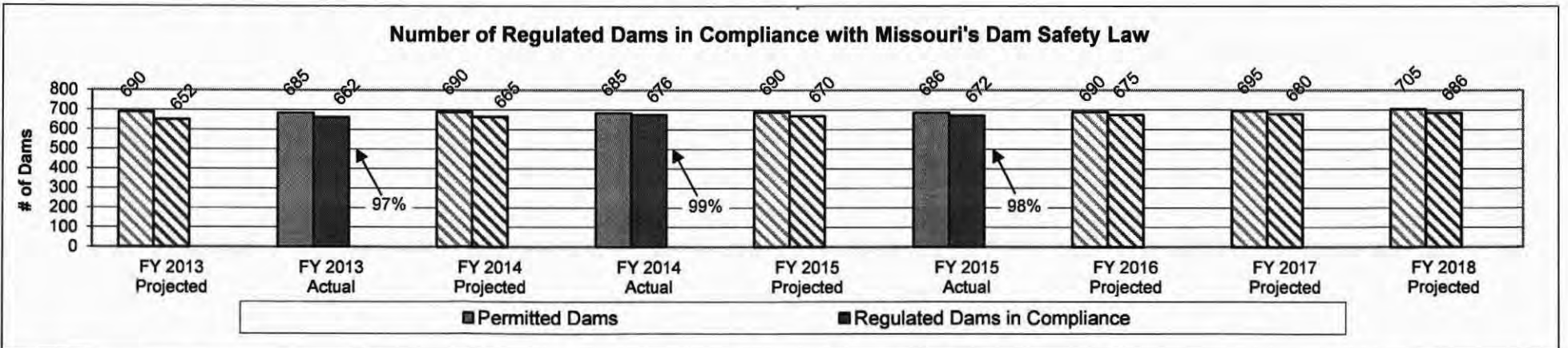
Missouri Geological Survey

Program is found in the following core budget(s): Missouri Geological Survey

7a. Provide an effectiveness measure.



Note: The Water Resources Center monitors Missouri's various aquifers statewide. Missouri is a national leader in monitoring groundwater levels and has added wells in areas of emerging resource concern. For surface water monitoring, stream gage data is used for monitoring drought, flooding and various hydrologic conditions. In addition, several gages are used to monitor water supplies in drinking water reservoirs.



In recent years, over 95% of regulated dams are in compliance with Missouri's Dam Safety Law upon initial inspection. Dams "not in compliance" are likely awaiting a reinspection and permit issuance based on a deficiency that was noted during a previous inspection.

PROGRAM DESCRIPTION

Department of Natural Resources	HB Section(s): 6.260
Missouri Geological Survey	
Program is found in the following core budget(s): Missouri Geological Survey	

7a. Provide an effectiveness measure. (continued)

Number of maps and publications produced and geologic data collected.

	FY 2013		FY 2014		FY 2015		FY 2016	FY 2017	FY 2018
	Projected	Actual	Projected	Actual	Projected	Actual	Projected	Projected	Projected
Maps (geological and surficial materials) and publications (1)	8	21	3	7	8	14	9	10	10
Gaining/losing stream determinations	70	34	40	26	30	53	30	30	30
Feet of cuttings and core added to McCracken Core Library (2)	30,000	53,458	30,000	21,192	30,000	32,208	30,000	30,000	30,000
Abandoned mines/smelters investigated (1)	550	300	500	500	500	502	500	500	500
Paper files, maps or logs digitized or scanned (1)	1,500	5,200	1,500	1,876	2,000	11,866	2,000	2,000	2,000

(1) Dependent upon availability of grant funding.

(2) FY 2013 actual was high due to core received through the Missouri Carbon Sequestration Project.

PROGRAM DESCRIPTION

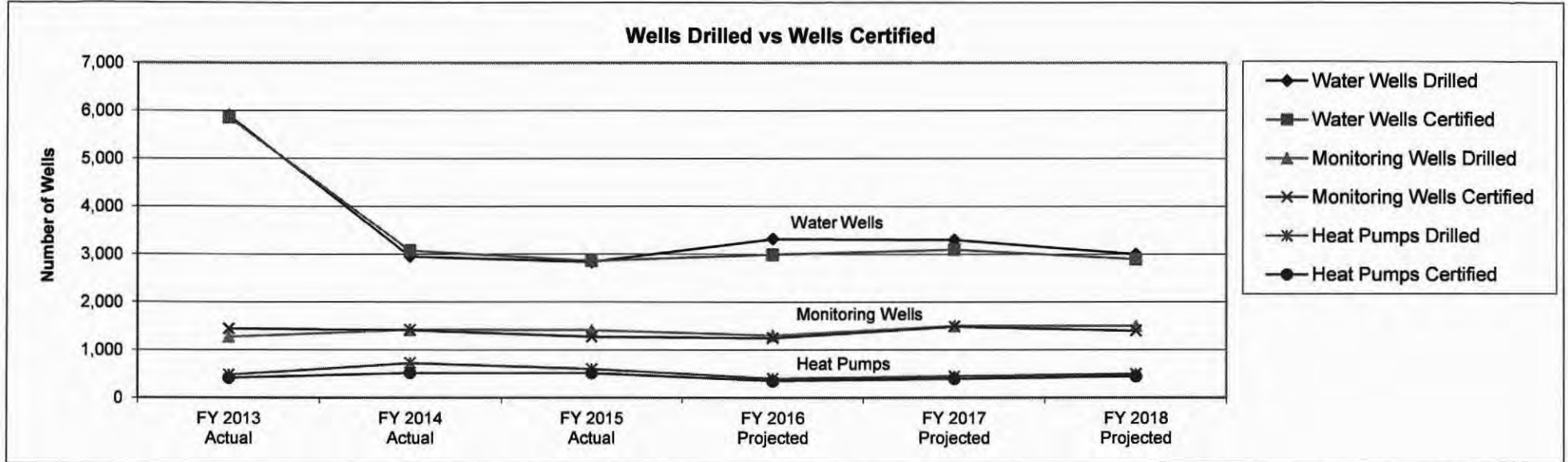
Department of Natural Resources

HB Section(s): 6.260

Missouri Geological Survey

Program is found in the following core budget(s): Missouri Geological Survey

7a. Provide an effectiveness measure. (continued)



Note: Wells may be drilled in one year and certified in another year due to, among other factors, incomplete forms or improperly constructed wells. In FY 2013, the higher number of water wells drilled and certified was due to the drought relief wells installed as part of Executive Order 12-08.

PROGRAM DESCRIPTION

Department of Natural Resources **HB Section(s): 6.260**
Missouri Geological Survey
Program is found in the following core budget(s): Missouri Geological Survey

7a. Provide an effectiveness measure (continued).

Mining Compliance Monitoring Activities

	FY 2013 Actual			FY 2014 Actual			FY 2015 Actual		
	IM	MM	Coal	IM	MM	Coal	IM	MM	Coal
Regulated Facilities	758	11	10	782	11	10	772	11	7
Inspections (1)	462	5	76	580	8	85	275	9	84
Letters of Warning (2)	31	2	0	33	2	0	18	2	0
Notices of Violation	7	0	0	6	0	0	4	0	0
Settlements	1	0	0	1	0	0	0	0	0
Referrals	3	0	0	0	0	0	2	0	0

IM = Industrial Minerals
MM = Metallic Minerals

	FY 2016 Projected			FY 2017 Projected			FY 2018 Projected		
	IM	MM	Coal	IM	MM	Coal	IM	MM	Coal
Regulated Facilities	775	11	8	780	11	8	780	11	8
Inspections	350	10	96	350	10	96	350	10	96
Letters of Warning (2)	18	2	0	18	2	0	18	2	0
Notices of Violation	5	0	0	5	0	0	5	0	0
Settlements	1	0	0	1	0	0	1	0	0
Referrals	2	0	0	2	0	0	2	0	0

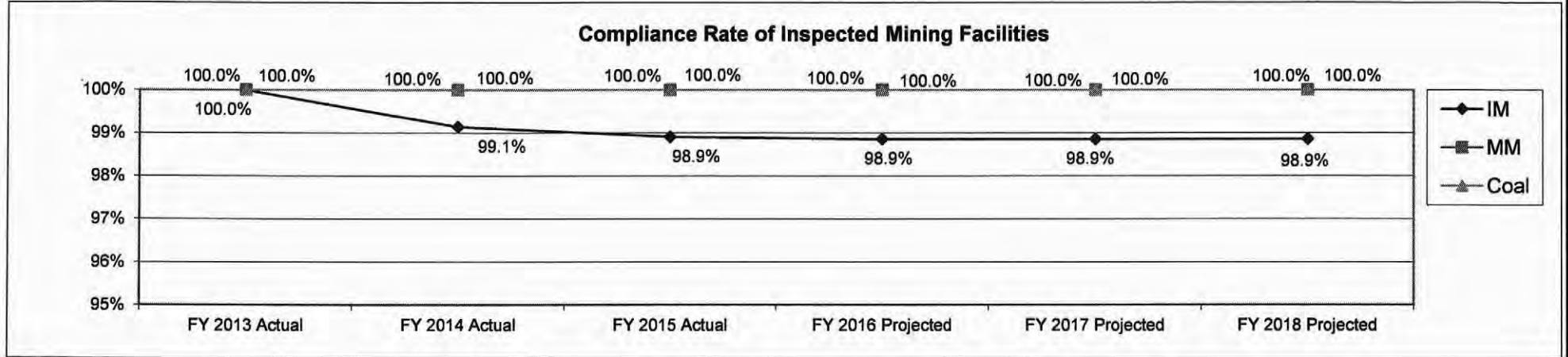
(1) All inspections are completed by the Land Reclamation Program. There were less FY 2015 industrial minerals inspections completed due to the unit not being fully staffed with certified inspectors.

(2) There are no formal letters of warning issued by the Land Reclamation Program. The program follows conference, conciliation and persuasion (CC&P) protocol to obtain compliance. For consistency and ease in comparisons, the department considers CC&Ps to be equivalent to letters of warning in this measure.

PROGRAM DESCRIPTION

Department of Natural Resources **HB Section(s): 6.260**
Missouri Geological Survey
Program is found in the following core budget(s): Missouri Geological Survey

7a. Provide an effectiveness measure (continued).



7b. Provide an efficiency measure.

Geological Survey Activities

	FY 2013 Actual	FY 2014 Actual	FY 2015 Actual	FY 2016 Projected	FY 2017 Projected	FY 2018 Projected
Geologic inquiries received per FTE (1)	550	420	362	400	400	400
Number of geologic investigations performed per FTE	36	25	25	27	27	27
Cost to collect comparable geologic core data	\$3,207,480	\$953,160	\$1,932,480	\$1,800,000	\$1,800,000	\$1,800,000
Percentage of oil and gas related enforcement actions resolved prior to referral to the Attorney General's Office	100%	100%	100%	100%	100%	100%
Percentage of active oil and gas leases inspected (2)	3%	14%	11%	15%	15%	15%

(1) In FY 2013, a higher than usual number of inquiries were received due to drought assistance authorized by Executive Order 12-08. For FY 2014 and beyond, the number of inquiries decreased due to online resource availability; website hits are not included in the number of inquiries.

(2) In FY 2013, the position responsible for conducting inspections was vacant for part of the fiscal year; therefore, fewer leases were inspected.

PROGRAM DESCRIPTION

Department of Natural Resources

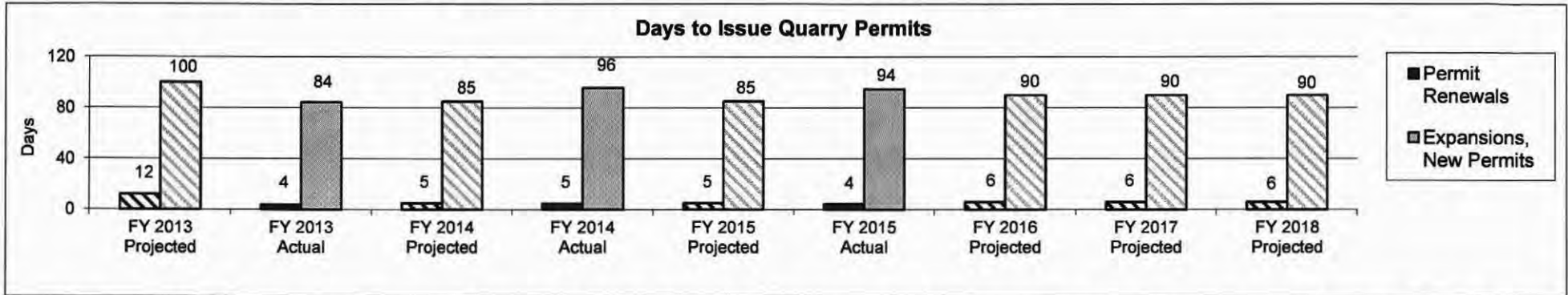
HB Section(s): 6.260

Missouri Geological Survey

Program is found in the following core budget(s): Missouri Geological Survey

7b. Provide an efficiency measure (continued).

The Land Reclamation Program issued over 317 permits in FY 2015 covering approximately 800 mining sites.



RSMo 444.772 to 444.773 requires a minimum 60 day public comment period for new permits and expansions. When public meetings and hearings are held, substantially more than 60 days are needed to satisfy the law and the rights of those requesting the meetings. Permit renewals are issued when the operator has filed a complete application.

7c. Provide the number of clients/individuals served, if applicable.

Total number of individuals and organizations provided with geological assistance or information.

	FY 2013 Actual	FY 2014 Actual	FY 2015 Actual	FY 2016 Projected	FY 2017 Projected	FY 2018 Projected
Geologic inquiries (1)	20,897	15,973	14,481	13,323	12,257	11,276
Education presentations	81	77	122	100	100	100
Field assistance with geologic problems (2)	208	283	264	300	300	300

(1) In FY 2013, the increase in geologic inquiries was related to drought issues and Executive Order 12-08. For FY 2014 and beyond, the number of inquiries decreases due to online resource availability.

(2) Online services such as GeoSTRAT, Well Online Services and Oil and Gas Online Data are allowing staff more time to focus on field assistance.

PROGRAM DESCRIPTION

Department of Natural Resources	HB Section(s): 6.260
Missouri Geological Survey	
Program is found in the following core budget(s): Missouri Geological Survey	

7c. Provide the number of clients/individuals served, if applicable (continued).

Number of Missourians served by protecting the quantity of water in the Missouri River for water supply purposes.

	FY 2009	FY 2010	FY 2011	FY 2012	FY 2013	FY 2014	FY 2015
Individuals using Missouri River for drinking water	2,935,524	2,930,971	2,886,610	2,933,183	3,162,563	2,923,482	3,136,970

Note: Of the community water system population in Missouri, approximately 55.5% rely on the Missouri River as a source of drinking water. Other benefits of the program's work to ensure the Missouri River has adequate flow include: recreation, agriculture (irrigation and livestock), flood control, fish and wildlife, water commerce and industrial usage.

Industrial Minerals (Quarries and Gravel Mines)	
772 Sites with estimated 45 people per site	34,740
317 Permits with one company per permit	317
Total Clients Served	35,057

Metallic Minerals (Lead Mines)	
The residents of four counties in Southeast Missouri: Iron, Jefferson, Reynolds and Washington.	
Missourians in those four counties	264,625
Companies that hold permits	3
Total Clients Served	264,628

Coal	
8 Sites with estimated 45 people per site	360
Total Clients Served	360

The Industrial Minerals table reflects estimates of the public protected from the effects of rock mining. We conduct approximately six public meetings per year, each with 10 to 80 people present. There are quarries in every county of the state; some are rural populations and some are urban.

7d. Provide a customer satisfaction measure, if available.

Historically, the Land Reclamation Program receives 30-55 complaints per year. Since FY 2013, 100% have been resolved in less than 30 days.

NEW DECISION ITEM
RANK: 008 OF 015

Department of Natural Resources	Budget Unit 78510C
Missouri Geological Survey	
Groundwater Monitoring Network Dataloggers DI# 1780004	House Bill 6.260

1. AMOUNT OF REQUEST

	FY 2017 Budget Request			
	GR	Federal	Other	Total
PS	0	0	0	0
EE	84,750	0	0	84,750
PSD	0	0	0	0
Total	84,750	0	0	84,750
FTE	0.00	0.00	0.00	0.00

	FY 2017 Governor's Recommendation			
	GR	Fed	Other	Total
PS	0	0	0	0
EE	0	0	0	0
PSD	0	0	0	0
Total	0	0	0	0
FTE	0.00	0.00	0.00	0.00

Est. Fringe	0	0	0	0
--------------------	---	---	---	---

Note: Fringes budgeted in House Bill 5 except for certain fringes budgeted directly to MoDOT, Highway Patrol, and Conservation.

Est. Fringe	0	0	0	0
--------------------	---	---	---	---

Note: Fringes budgeted in House Bill 5 except for certain fringes budgeted directly to MoDOT, Highway Patrol, and Conservation.

Other Funds: Not applicable

2. THIS REQUEST CAN BE CATEGORIZED AS:

- | | | |
|--|--|---|
| <input type="checkbox"/> New Legislation | <input type="checkbox"/> New Program | <input type="checkbox"/> Supplemental |
| <input type="checkbox"/> Federal Mandate | <input type="checkbox"/> Program Expansion | <input type="checkbox"/> Cost to Continue |
| <input type="checkbox"/> GR Pick-Up | <input type="checkbox"/> Space Request | <input checked="" type="checkbox"/> Equipment Replacement |
| <input type="checkbox"/> Pay Plan | <input type="checkbox"/> Other: _____ | |

NEW DECISION ITEM

RANK: 008 OF 015

Department of Natural Resources	Budget Unit <u>78510C</u>
Missouri Geological Survey	
Groundwater Monitoring Network Dataloggers DI# 1780004	House Bill <u>6.260</u>

3. WHY IS THIS FUNDING NEEDED? PROVIDE AN EXPLANATION FOR ITEMS CHECKED IN #2. INCLUDE THE FEDERAL OR STATE STATUTORY OR CONSTITUTIONAL AUTHORIZATION FOR THIS PROGRAM.

Extensive groundwater well monitoring is required to make long-range state water planning decisions for communities and is a must for responding to droughts and inadequate water supplies for agriculture as occurred in the 2012 drought. Understanding current and future water demands is critical to water supply availability decisions. By having current water level information, citizens are better able to make source-water decisions required for regional and state water planning. Examples of communities making decisions where regional competition is high are Branson, Springfield and Joplin which are moving towards surface water reservoirs so smaller communities and individuals may still utilize the invaluable groundwater resource.

The groundwater monitoring network consists of 168 wells varying from less than 30 feet deep to more than 1,800 feet deep. Network data is collected using specialized hardware, software and satellite technology to provide real-time information on the web. As with all computer technology, dataloggers which collect water level data eventually become outdated. In order to continue transmitting data to U.S. Geological Survey (USGS) satellites, dataloggers must be upgraded by 2023. The satellites that relay the water level information are being reconfigured, so the data that is relayed must meet new requirements. To meet the deadline, approximately 23 dataloggers need replaced per year.

4. DESCRIBE THE DETAILED ASSUMPTIONS USED TO DERIVE THE SPECIFIC REQUESTED AMOUNT. (How did you determine that the requested number of FTE were appropriate? From what source or standard did you derive the requested levels of funding? Were alternatives such as outsourcing or automation considered? If based on new legislation, does request tie to TAFP fiscal note? If not, explain why. Detail which portions of the request are one-times and how those amounts were calculated.)

This request is to replace approximately 23 dataloggers per year by the 2023 upgrade deadline.

Upgraded dataloggers needed	162	
Current contracted cost per datalogger	<u>\$3,662</u>	
Total estimated cost	\$593,244	
Years to complete (FY 2017 - FY 2023)	÷ 7	
Annual request through FY 2023	\$84,750	÷ \$3,662 cost/unit = approx. 23 replacements per year

NEW DECISION ITEM
RANK: 008 OF 015

Department of Natural Resources	Budget Unit 78510C
Missouri Geological Survey	
Groundwater Monitoring Network Dataloggers DI# 1780004	House Bill 6.260

5. BREAK DOWN THE REQUEST BY BUDGET OBJECT CLASS, JOB CLASS, AND FUND SOURCE. IDENTIFY ONE-TIME COSTS.

Budget Object Class/Job Class	Dept Req GR DOLLARS	Dept Req GR FTE	Dept Req FED DOLLARS	Dept Req FED FTE	Dept Req OTHER DOLLARS	Dept Req OTHER FTE	Dept Req TOTAL DOLLARS	Dept Req TOTAL FTE	Dept Req One-Time DOLLARS
Total PS	0	0.00	0	0.00	0	0.00	0	0.00	0
590/Other Equipment	84,750						84,750		
Total EE	84,750		0		0		84,750		0
Total PSD	0		0		0		0		0
Grand Total	84,750	0.00	0	0.00	0	0.00	84,750	0.00	0

Budget Object Class/Job Class	Gov Rec GR DOLLARS	Gov Rec GR FTE	Gov Rec FED DOLLARS	Gov Rec FED FTE	Gov Rec OTHER DOLLARS	Gov Rec OTHER FTE	Gov Rec TOTAL DOLLARS	Gov Rec TOTAL FTE	Gov Rec One-Time DOLLARS
Total PS	0	0.00	0	0.00	0	0.00	0	0.00	0
Total EE	0		0		0		0		0
Total PSD	0		0		0		0		0
Grand Total	0	0.00	0	0.00	0	0.00	0	0.00	0

MISSOURI DEPARTMENT OF NATURAL RESOURCES

DECISION ITEM DETAIL

Budget Unit	FY 2015	FY 2015	FY 2016	FY 2016	FY 2017	FY 2017	FY 2017	FY 2017
Decision Item	ACTUAL	ACTUAL	BUDGET	BUDGET	DEPT REQ	DEPT REQ	GOV REC	GOV REC
Budget Object Class	DOLLAR	FTE	DOLLAR	FTE	DOLLAR	FTE	DOLLAR	FTE
GEOLOGICAL SURVEY OPERATIONS								
Groundwater Dataloggers - 1780004								
OTHER EQUIPMENT	0	0.00	0	0.00	84,750	0.00	0	0.00
TOTAL - EE	0	0.00	0	0.00	84,750	0.00	0	0.00
GRAND TOTAL	\$0	0.00	\$0	0.00	\$84,750	0.00	\$0	0.00
GENERAL REVENUE	\$0	0.00	\$0	0.00	\$84,750	0.00		0.00
FEDERAL FUNDS	\$0	0.00	\$0	0.00	\$0	0.00		0.00
OTHER FUNDS	\$0	0.00	\$0	0.00	\$0	0.00		0.00

NEW DECISION ITEM
RANK: 009 OF 015

Department of Natural Resources	Budget Unit 78510C
Missouri Geological Survey	
Oil and Gas Resources Fund (HB 92)	DI# 1780005
	House Bill 6.260

1. AMOUNT OF REQUEST

	FY 2017 Budget Request			
	GR	Federal	Other	Total
PS	0	0	84,324	84,324
EE	0	0	30,230	30,230
PSD	0	0	0	0
Total	0	0	114,554	114,554
FTE	0.00	0.00	2.00	2.00

	FY 2017 Governor's Recommendation			
	GR	Fed	Other	Total
PS	0	0	84,324	84,324
EE	0	0	30,230	30,230
PSD	0	0	0	0
Total	0	0	114,554	114,554
FTE	0.00	0.00	2.00	2.00

Est. Fringe	0	0	40,130	40,130
--------------------	---	---	--------	--------

Note: Fringes budgeted in House Bill 5 except for certain fringes budgeted directly to MoDOT, Highway Patrol, and Conservation.

Est. Fringe	0	0	40,130	40,130
--------------------	---	---	--------	--------

Note: Fringes budgeted in House Bill 5 except for certain fringes budgeted directly to MoDOT, Highway Patrol, and Conservation.

Other Funds: Oil and Gas Resources Fund (0543)

2. THIS REQUEST CAN BE CATEGORIZED AS:

<input checked="" type="checkbox"/> New Legislation	<input type="checkbox"/> New Program	<input type="checkbox"/> Supplemental
<input type="checkbox"/> Federal Mandate	<input type="checkbox"/> Program Expansion	<input type="checkbox"/> Cost to Continue
<input type="checkbox"/> GR Pick-Up	<input type="checkbox"/> Space Request	<input type="checkbox"/> Equipment Replacement
<input type="checkbox"/> Pay Plan	<input type="checkbox"/> Other: _____	

NEW DECISION ITEM

RANK: 009 OF 015

<u>Department of Natural Resources</u>	<u>Budget Unit 78510C</u>
<u>Missouri Geological Survey</u>	
<u>Oil and Gas Resources Fund (HB 92)</u>	<u>DI# 1780005</u> <u>House Bill 6.260</u>

3. WHY IS THIS FUNDING NEEDED? PROVIDE AN EXPLANATION FOR ITEMS CHECKED IN #2. INCLUDE THE FEDERAL OR STATE STATUTORY OR CONSTITUTIONAL AUTHORIZATION FOR THIS PROGRAM.

In 2015, the legislature passed House Bill 92 amending Chapter 259, RSMo (Oil and Gas Production). The bill created the Oil and Gas Resources Fund and gave the Oil and Gas Council authority to propose a fee structure with stakeholder involvement to support the Missouri Geological Survey (MGS) administration of chapter provisions including oversight of energy resources extraction and permitting. Additional staff are needed to implement the legislation and allow work such as permitting oil and gas well drilling and injection activities, staffing the Oil and Gas Council and meeting abandoned oil and gas well plugging requirements. As growth continues in energy research, development and production, MGS needs the ability to meet the needs of industry through permitting and resource evaluation while adequately protecting public health and the environment.

4. DESCRIBE THE DETAILED ASSUMPTIONS USED TO DERIVE THE SPECIFIC REQUESTED AMOUNT. (How did you determine that the requested number of FTE were appropriate? From what source or standard did you derive the requested levels of funding? Were alternatives such as outsourcing or automation considered? If based on new legislation, does request tie to TAFP fiscal note? If not, explain why. Detail which portions of the request are one-times and how those amounts were calculated.)

Oil and gas production has doubled in the last five years. Permits to drill oil and gas wells have gone from one per month ten years ago to 50+ per month in 2013, with no increase in FTE. The House Bill 92 (2015) TAFP fiscal note estimated 3.0 FTE (three Geologist III positions) and limited contract engineering services to outsource certain reservoir engineering activities. However, due to the variable nature of oil and gas production and value, the current outlook and short-term projections for Missouri activities are lower than during the development of the fiscal note. As negotiated with industry stakeholders, a minimum of 2.0 FTE (one Geologist III and one Senior Office Support Assistant) to be supported by the new Oil and Gas Resources Fund, in addition to the current 1.5 FTE supported by General Revenue and Federal Funds, will be used by the department towards the demands of industry in the areas of permitting, oversight, inspection, compliance assistance, enforcement and rule development.

Geologist III: Assist the public and industry in safely developing energy resources in Missouri by: overseeing and reviewing oil and gas production projects; evaluating enhanced oil recovery projects and technologies; determining appropriate injection pressures and rates; maintaining, accounting for, and overseeing mechanical integrity testing, injection pressure determination testing and well stimulation treatment projects; conducting field inspections; assisting with oil and gas permitting; providing compliance assistance; and ensuring compliance with regulations.

Senior Office Support Assistant: Input oil and gas activity data; maintain and account for operator licensing, well bonding, well status and shut-in wells, oil and gas production, resource valuation, recordkeeping and general information requests; create and edit forms; provide administrative support; generate correspondence and reports; and perform financial tracking.

NEW DECISION ITEM
RANK: 009 OF 015

Department of Natural Resources	Budget Unit 78510C
Missouri Geological Survey	
Oil and Gas Resources Fund (HB 92)	DI# 1780005
	House Bill 6.260

5. BREAK DOWN THE REQUEST BY BUDGET OBJECT CLASS, JOB CLASS, AND FUND SOURCE. IDENTIFY ONE-TIME COSTS.

Budget Object Class/Job Class	Dept Req GR DOLLARS	Dept Req GR FTE	Dept Req FED DOLLARS	Dept Req FED FTE	Dept Req OTHER DOLLARS	Dept Req OTHER FTE	Dept Req TOTAL DOLLARS	Dept Req TOTAL FTE	Dept Req One-Time DOLLARS
004764/Geologist III					55,416	1.00	55,416	1.00	
000023/Sr Office Support Assistant (Keybrd)					28,908	1.00	28,908	1.00	
Total PS	0	0.00	0	0.00	84,324	2.00	84,324	2.00	0
140/Travel, In-State					2,828		2,828		
160/Travel, Out-of-State					256		256		
190/Supplies					3,396		3,396		
320/Professional Development					782		782		
340/Communication Servs & Supplies					720		720		
400/Professional Services					834		834		
430/M&R Services					2,244		2,244		
480/Computer Equipment					5,026		5,026		4,188
580/Office Equipment					14,036		14,036		14,036
740/Miscellaneous Expenses					108		108		
Total EE	0		0		30,230		30,230		18,224
Total PSD	0		0		0		0		0
Grand Total	0	0.00	0	0.00	114,554	2.00	114,554	2.00	18,224

NEW DECISION ITEM
RANK: 009 OF 015

Department of Natural Resources		Budget Unit 78510C							
Missouri Geological Survey									
Oil and Gas Resources Fund (HB 92)		DI# 1780005	House Bill 6.260						
Budget Object Class/Job Class	Gov Rec GR DOLLARS	Gov Rec GR FTE	Gov Rec FED DOLLARS	Gov Rec FED FTE	Gov Rec OTHER DOLLARS	Gov Rec OTHER FTE	Gov Rec TOTAL DOLLARS	Gov Rec TOTAL FTE	Gov Rec One-Time DOLLARS
004764/Geologist III					55,416	1.00	55,416	1.00	
000023/Sr Office Support Assistant (Keybrd)					28,908	1.00	28,908	1.00	
Total PS	0	0.00	0	0.00	84,324	2.00	84,324	2.00	0
140/Travel, In-State					2,828		2,828		
160/Travel, Out-of-State					256		256		
190/Supplies					3,396		3,396		
320/Professional Development					782		782		
340/Communication Servs & Supplies					720		720		
400/Professional Services					834		834		
430/M&R Services					2,244		2,244		
480/Computer Equipment					5,026		5,026		4,188
580/Office Equipment					14,036		14,036		14,036
740/Miscellaneous Expenses					108		108		
Total EE	0		0		30,230		30,230		18,224
Total PSD	0		0		0		0		0
Grand Total	0	0.00	0	0.00	114,554	2.00	114,554	2.00	18,224

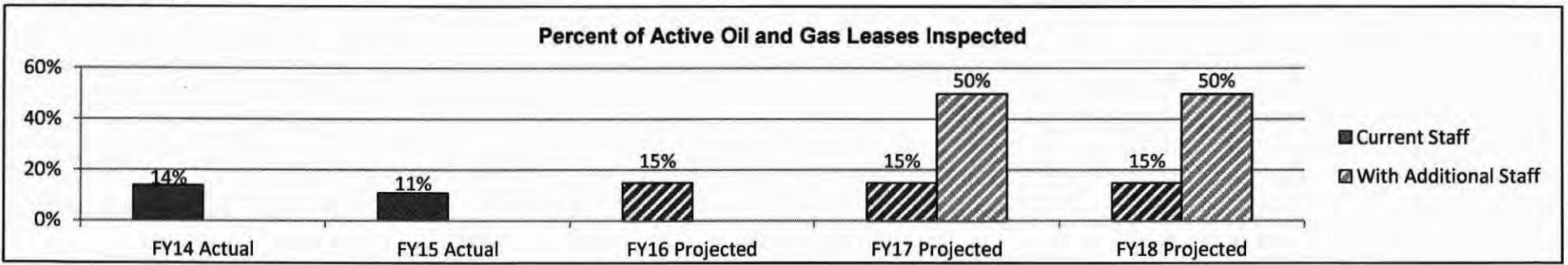
NEW DECISION ITEM
RANK: 009 OF 015

Department of Natural Resources	Budget Unit 78510C
Missouri Geological Survey	
Oil and Gas Resources Fund (HB 92)	House Bill 6.260
DI# 1780005	

6. PERFORMANCE MEASURES (If new decision item has an associated core, separately identify projected performance with & without additional funding.)

6a. Provide an effectiveness measure.

The requested staff will allow the department to efficiently process requests for permits; evaluate enhanced recovery injection projects; provide compliance assistance; and maintain and account for well bonding, mechanical integrity testing, recordkeeping and general information requests. More staffing resources will aid in the ability to conduct field inspections, oversee field activities, determine appropriate injection pressures and rates, develop expertise in non-conventional and emerging technologies and provide technical briefings and analyses to the State Oil and Gas Council to better assist industry in technical and regulatory areas. Additionally, significant rule changes will align regulation with modern technology advances in oil and gas production and increase our ability to effectively and efficiently provide a regulatory framework.



6b. Provide an efficiency measure.

The requested staff resources will decrease the wait time for review and processing of permits and will increase regulatory compliance through compliance assistance efforts. The addition of the office assistant position will allow staff geologists to spend more time on scientific and technical issues relating to oil and gas activities and less time on recordkeeping, financial tracking and administrative issues. The development and compilation of geologic data on known and potential oil and gas resources will benefit industry greatly and encourage additional development of conventional and unconventional energy resources in Missouri. Simultaneously, pursuing emerging issues and technologies in the areas of energy production (hydraulic fracturing and unconventional energy resources) increases the department's capabilities on these issues and puts the state in a position of preparedness when/should these technologies come to Missouri. Providing more technical support to the State Oil and Gas Council will aid in more informed decisions by the council.

6c. Provide the number of clients/individuals served, if applicable.

Currently, there are 20 oil or gas operators in the state for which the department provides permitting oversight, technical assistance, field visits and compliance assistance. The department fielded over 1,200 phone calls and inquiries related to oil or gas during 2014. As interest in Missouri oil and gas resources increases, this number is expected to increase. The department also has record of over 460 private gas wells.

NEW DECISION ITEM

RANK: 009 OF 015

Department of Natural Resources		Budget Unit	<u>78510C</u>
Missouri Geological Survey			
Oil and Gas Resources Fund (HB 92)	DI# 1780005	House Bill	<u>6.260</u>

6d. Provide a customer satisfaction measure, if available.
Not available

7. STRATEGIES TO ACHIEVE THE PERFORMANCE MEASUREMENT TARGETS:

- The department will hire qualified staff to provide oversight of oil and gas exploration and production activities and conduct geologic assessments pertaining to energy resources evaluation.
- Staff will maintain information in a newly-created database and will be able to generate reports and more efficiently track activities.
- Data will be available to the industry and the public in the form of online databases, maps and publications.
- Information on oil and gas activities will be provided electronically through the department's web page to ensure ease of access by interested parties.

MISSOURI DEPARTMENT OF NATURAL RESOURCES

DECISION ITEM DETAIL

Budget Unit	FY 2015	FY 2015	FY 2016	FY 2016	FY 2017	FY 2017	FY 2017	FY 2017
Decision Item	ACTUAL	ACTUAL	BUDGET	BUDGET	DEPT REQ	DEPT REQ	GOV REC	GOV REC
Budget Object Class	DOLLAR	FTE	DOLLAR	FTE	DOLLAR	FTE	DOLLAR	FTE
GEOLOGICAL SURVEY OPERATIONS								
Oil & Gas Resources (HB 92) - 1780005								
SR OFC SUPPORT ASST (KEYBRD)	0	0.00	0	0.00	28,908	1.00	28,908	1.00
GEOLOGIST III	0	0.00	0	0.00	55,416	1.00	55,416	1.00
TOTAL - PS	0	0.00	0	0.00	84,324	2.00	84,324	2.00
TRAVEL, IN-STATE	0	0.00	0	0.00	2,828	0.00	2,828	0.00
TRAVEL, OUT-OF-STATE	0	0.00	0	0.00	256	0.00	256	0.00
SUPPLIES	0	0.00	0	0.00	3,396	0.00	3,396	0.00
PROFESSIONAL DEVELOPMENT	0	0.00	0	0.00	782	0.00	782	0.00
COMMUNICATION SERV & SUPP	0	0.00	0	0.00	720	0.00	720	0.00
PROFESSIONAL SERVICES	0	0.00	0	0.00	834	0.00	834	0.00
M&R SERVICES	0	0.00	0	0.00	2,244	0.00	2,244	0.00
COMPUTER EQUIPMENT	0	0.00	0	0.00	5,026	0.00	5,026	0.00
OFFICE EQUIPMENT	0	0.00	0	0.00	14,036	0.00	14,036	0.00
MISCELLANEOUS EXPENSES	0	0.00	0	0.00	108	0.00	108	0.00
TOTAL - EE	0	0.00	0	0.00	30,230	0.00	30,230	0.00
GRAND TOTAL	\$0	0.00	\$0	0.00	\$114,554	2.00	\$114,554	2.00
GENERAL REVENUE	\$0	0.00	\$0	0.00	\$0	0.00	\$0	0.00
FEDERAL FUNDS	\$0	0.00	\$0	0.00	\$0	0.00	\$0	0.00
OTHER FUNDS	\$0	0.00	\$0	0.00	\$114,554	2.00	\$114,554	2.00

NEW DECISION ITEM
RANK: 999 OF 999

Department of Natural Resources	Budget Unit 78510C
Missouri Geological Survey	
State Water Plan	House Bill 6.260
DI# 1780015	

1. AMOUNT OF REQUEST

	FY 2017 Budget Request					FY 2017 Governor's Recommendation			
	GR	Federal	Other	Total		GR	Fed	Other	Total
PS	0	0	0	0	PS	0	0	0	0
EE	0	0	0	0	EE	0	175,000	1,098,450	1,273,450
PSD	0	0	0	0	PSD	0	0	0	0
Total	0	0	0	0	Total	0	175,000	1,098,450	1,273,450
FTE	0.00	0.00	0.00	0.00	FTE	0.00	0.00	0.00	0.00

Est. Fringe	0	0	0	0
--------------------	---	---	---	---

Note: Fringes budgeted in House Bill 5 except for certain fringes budgeted directly to MoDOT, Highway Patrol, and Conservation.

Est. Fringe	0	0	0	0
--------------------	---	---	---	---

Note: Fringes budgeted in House Bill 5 except for certain fringes budgeted directly to MoDOT, Highway Patrol, and Conservation.

Other Funds: Natural Resources Protection Fund-Water Pollution Permit Fee Subaccount (0568); Safe Drinking Water Fund (0679); and Rural Water and Sewer Loan Revolving Fund (0755)

2. THIS REQUEST CAN BE CATEGORIZED AS:

<input type="checkbox"/> New Legislation	<input type="checkbox"/> New Program	<input type="checkbox"/> Supplemental
<input type="checkbox"/> Federal Mandate	<input checked="" type="checkbox"/> Program Expansion	<input type="checkbox"/> Cost to Continue
<input type="checkbox"/> GR Pick-Up	<input type="checkbox"/> Space Request	<input type="checkbox"/> Equipment Replacement
<input type="checkbox"/> Pay Plan	<input type="checkbox"/> Other: _____	

NEW DECISION ITEM

RANK: 999 OF 999

<u>Department of Natural Resources</u>	<u>Budget Unit 78510C</u>
<u>Missouri Geological Survey</u>	
<u>State Water Plan</u> <u>DI# 1780015</u>	<u>House Bill 6.260</u>

3. WHY IS THIS FUNDING NEEDED? PROVIDE AN EXPLANATION FOR ITEMS CHECKED IN #2. INCLUDE THE FEDERAL OR STATE STATUTORY OR CONSTITUTIONAL AUTHORIZATION FOR THIS PROGRAM.

Statutory authority for water planning in Missouri is provided in Missouri Water Resource Law (RSMo 640.415), which charges the Department of Natural Resources with the responsibility to develop, maintain and update the State Water Plan. The most recent phase of the State Water Plan was completed in 2002 and is in need of a comprehensive update. The need is primarily driven by population growth in many regions of our state and our scientific understanding of the limitations of state water resources, both in quantity and quality. To ensure the growing need is met, it is critical to modernize and continually mobilize plans for water resource development. It is apparent from studies that not all future Missouri water resource needs can be met with past and current water supply development.

The comprehensive update to the State Water Plan will be a practical and relevant document derived from stakeholder input that will prioritize water resources needs, projects, and actions, and will guide water resource decision-making through the year 2060. A joint committee of Commissioners from the Clean Water Commission, Safe Drinking Water Commission, Soil & Water Conservation Commission, and Well Installation Board endorsed the department's efforts.

4. DESCRIBE THE DETAILED ASSUMPTIONS USED TO DERIVE THE SPECIFIC REQUESTED AMOUNT. (How did you determine that the requested number of FTE were appropriate? From what source or standard did you derive the requested levels of funding? Were alternatives such as outsourcing or automation considered? If based on new legislation, does request tie to TAFP fiscal note? If not, explain why. Detail which portions of the request are one-times and how those amounts were calculated.)

The department is proposing to complete the update to the State Water Plan with the assistance of a contractor and other partners. Expenditures are anticipated during FY 2017 and FY 2018. Costs are estimated at approximately \$1.9 million during FY 2017, however, with some assistance anticipated from partners, the department's additional appropriation authority need is \$1,273,450.

NEW DECISION ITEM
RANK: 999 OF 999

Department of Natural Resources	Budget Unit <u>78510C</u>
Missouri Geological Survey	
State Water Plan	House Bill <u>6.260</u>
DI# 1780015	

5. BREAK DOWN THE REQUEST BY BUDGET OBJECT CLASS, JOB CLASS, AND FUND SOURCE. IDENTIFY ONE-TIME COSTS.

Budget Object Class/Job Class	Dept Req GR DOLLARS	Dept Req GR FTE	Dept Req FED DOLLARS	Dept Req FED FTE	Dept Req OTHER DOLLARS	Dept Req OTHER FTE	Dept Req TOTAL DOLLARS	Dept Req TOTAL FTE	Dept Req One-Time DOLLARS
Total PS	0	0.00	0	0.00	0	0.00	0	0.00	0
Total EE	0		0		0		0		0
Total PSD	0		0		0		0		0
Grand Total	0	0.00	0	0.00	0	0.00	0	0.00	0

Budget Object Class/Job Class	Gov Rec GR DOLLARS	Gov Rec GR FTE	Gov Rec FED DOLLARS	Gov Rec FED FTE	Gov Rec OTHER DOLLARS	Gov Rec OTHER FTE	Gov Rec TOTAL DOLLARS	Gov Rec TOTAL FTE	Gov Rec One-Time DOLLARS
Total PS	0	0.00	0	0.00	0	0.00	0	0.00	0
400/Professional Services			175,000		1,098,450		1,273,450		
Total EE	0		175,000		1,098,450		1,273,450		0
Total PSD	0		0		0		0		0
Grand Total	0	0.00	175,000	0.00	1,098,450	0.00	1,273,450	0.00	0

NEW DECISION ITEM

RANK: 999 OF 999

<u>Department of Natural Resources</u>	<u>Budget Unit 78510C</u>
<u>Missouri Geological Survey</u>	
<u>State Water Plan</u> <u>DI# 1780015</u>	<u>House Bill 6.260</u>

6. PERFORMANCE MEASURES (if new decision item has an associated core, separately identify projected performance with & without additional funding.)

6a. Provide an effectiveness measure.

With the additional appropriation authority, the department can provide a State Water Plan including recommended and prioritized action items for each core water resource planning area. Effectiveness will also be measured by the ability to practically implement the projects the Plan identifies.

6b. Provide an efficiency measure.

With the additional appropriation authority, the department can provide a State Water Plan including recommended and prioritized action items for each core water resource planning area. Efficiency will also be measured by the ability to practically implement the projects the Plan identifies.

6c. Provide the number of clients/individuals served, if applicable.

The number of people served by a comprehensive update to the State Water Plan includes all citizens of the State of Missouri; an estimated 6,063,589 people according to the U.S. Census Bureau (2014).

6d. Provide a customer satisfaction measure, if available.

The State Water Plan update will be developed through a stakeholder-driven process, whereby input from our customers will be analyzed as data and used to set priorities for the Plan. This customer input will be used alongside other numeric data to determine water resource development needs and goals. Because customer feedback is part of the development process, it is expected that we will develop new customer relationships and further develop existing ones. This should provide opportunities, once the plan is developed, to have forums for feedback on implementation of the State Water Plan over time. Although this measure will be mostly qualitative, the intention of the Plan is to be responsive to customer/stakeholder feedback.

7. STRATEGIES TO ACHIEVE THE PERFORMANCE MEASUREMENT TARGETS:

Strategies will include systematic stakeholder engagement, in-depth data gathering and analysis, using models to make accurate predictions and estimates for future need, and clear communication with stakeholders regarding the final outcomes of the planning process.

MISSOURI DEPARTMENT OF NATURAL RESOURCES

DECISION ITEM DETAIL

Budget Unit	FY 2015	FY 2015	FY 2016	FY 2016	FY 2017	FY 2017	FY 2017	FY 2017
Decision Item	ACTUAL	ACTUAL	BUDGET	BUDGET	DEPT REQ	DEPT REQ	GOV REC	GOV REC
Budget Object Class	DOLLAR	FTE	DOLLAR	FTE	DOLLAR	FTE	DOLLAR	FTE
GEOLOGICAL SURVEY OPERATIONS								
State Water Plan Update - 1780015								
PROFESSIONAL SERVICES	0	0.00	0	0.00	0	0.00	1,273,450	0.00
TOTAL - EE	0	0.00	0	0.00	0	0.00	1,273,450	0.00
GRAND TOTAL	\$0	0.00	\$0	0.00	\$0	0.00	\$1,273,450	0.00
GENERAL REVENUE	\$0	0.00	\$0	0.00	\$0	0.00	\$0	0.00
FEDERAL FUNDS	\$0	0.00	\$0	0.00	\$0	0.00	\$175,000	0.00
OTHER FUNDS	\$0	0.00	\$0	0.00	\$0	0.00	\$1,098,450	0.00

MISSOURI DEPARTMENT OF NATURAL RESOURCES

DECISION ITEM SUMMARY

Budget Unit								
Decision Item	FY 2015	FY 2015	FY 2016	FY 2016	FY 2017	FY 2017	FY 2017	FY 2017
Budget Object Summary	ACTUAL	ACTUAL	BUDGET	BUDGET	DEPT REQ	DEPT REQ	GOV REC	GOV REC
Fund	DOLLAR	FTE	DOLLAR	FTE	DOLLAR	FTE	DOLLAR	FTE
CLARENCE CANNON TRANSFER								
CORE								
FUND TRANSFERS								
GENERAL REVENUE	459,544	0.00	423,328	0.00	423,328	0.00	423,328	0.00
TOTAL - TRF	459,544	0.00	423,328	0.00	423,328	0.00	423,328	0.00
TOTAL	459,544	0.00	423,328	0.00	423,328	0.00	423,328	0.00
Clarence Cannon Trf NDI - 1780010								
FUND TRANSFERS								
GENERAL REVENUE	0	0.00	0	0.00	109,883	0.00	53,770	0.00
TOTAL - TRF	0	0.00	0	0.00	109,883	0.00	53,770	0.00
TOTAL	0	0.00	0	0.00	109,883	0.00	53,770	0.00
GRAND TOTAL	\$459,544	0.00	\$423,328	0.00	\$533,211	0.00	\$477,098	0.00

CORE DECISION ITEM

Department of Natural Resources	Budget Unit <u>78851C</u>
Missouri Geological Survey	
Clarence Cannon Dam Transfer	HB Section <u>6.265</u>

1. CORE FINANCIAL SUMMARY

	FY 2017 Budget Request			
	GR	Federal	Other	Total
PS	0	0	0	0
EE	0	0	0	0
PSD	0	0	0	0
TRF	423,328	0	0	423,328
Total	423,328	0	0	423,328
FTE	0.00	0.00	0.00	0.00

	FY 2017 Governor's Recommendation			
	GR	Fed	Other	Total
PS	0	0	0	0
EE	0	0	0	0
PSD	0	0	0	0
TRF	423,328	0	0	423,328
Total	423,328	0	0	423,328
FTE	0.00	0.00	0.00	0.00

Est. Fringe	0	0	0	0
--------------------	---	---	---	---

Note: Fringes budgeted in House Bill 5 except for certain fringes budgeted directly to MoDOT, Highway Patrol, and Conservation.

Est. Fringe	0	0	0	0
--------------------	---	---	---	---

Note: Fringes budgeted in House Bill 5 except for certain fringes budgeted directly to MoDOT, Highway Patrol, and Conservation.

Other Funds: Not applicable

2. CORE DESCRIPTION

This core is the transfer from General Revenue to the Water Development Fund for the cost of water supply storage, pursuant to the Clarence Cannon Water Contract. The FY 2017 budget will pay the FFY 2015 water supply storage expenses. The state's payment obligation will be completed by March 2038.

3. PROGRAM LISTING (list programs included in this core funding)

Clarence Cannon Dam

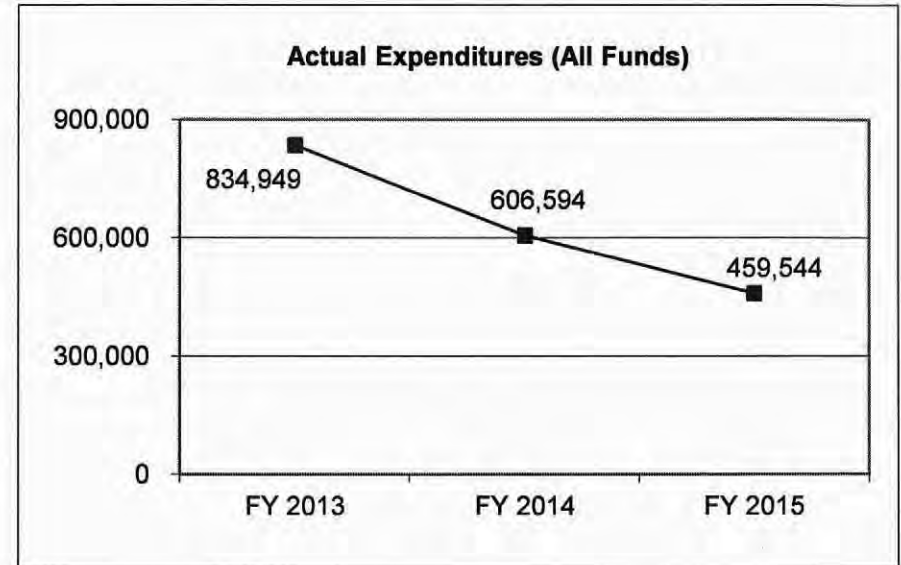
CORE DECISION ITEM

Department of Natural Resources
Missouri Geological Survey
Clarence Cannon Dam Transfer

Budget Unit 78851C
HB Section 6.265

4. FINANCIAL HISTORY

	FY 2013 Actual	FY 2014 Actual	FY 2015 Actual	FY 2016 Current Yr.
Appropriation (All Funds)	929,656	626,124	465,795	423,328
Less Reverted (All Funds)	(27,890)	(18,784)	(6,251)	N/A
Less Restricted (All Funds)	0	0	0	N/A
Budget Authority (All Funds)	901,766	607,340	459,544	N/A
Actual Expenditures (All Funds)	834,949	606,594	459,544	N/A
Unexpended (All Funds)	66,817	746	0	N/A
Unexpended, by Fund:				
General Revenue	66,817	746	0	N/A
Federal	0	0	0	N/A
Other	0	0	0	N/A
	(1)	(1)		



Reverted includes the statutory three-percent reserve amount (when applicable).

Restricted includes any Governor's Expenditure Restrictions which remained at the end of the fiscal year (when applicable).

Actual expenditures for all fiscal years are as of June 30 and do not include lapse period activities.

NOTES:

(1) Lapse is due to the estimated billing being more than the actual invoice received.

CORE RECONCILIATION DETAIL

**DEPARTMENT OF NATURAL RESOURCES
CLARENCE CANNON TRANSFER**

5. CORE RECONCILIATION DETAIL

				Budget Class	FTE	GR	Federal	Other	Total	Explanation
TAFP AFTER VETOES										
				TRF	0.00	423,328	0	0	423,328	
				Total	0.00	423,328	0	0	423,328	
DEPARTMENT CORE ADJUSTMENTS										
Core Reallocation	903	T117	TRF	0.00	(423,328)	0	0	(423,328)		Core reallocate Clarence Cannon Transfer from WRC to MGS due to December 2014 realignment within the department.
Core Reallocation	905	T117	TRF	0.00	423,328	0	0	423,328		Core reallocate Clarence Cannon Transfer from WRC to MGS due to December 2014 realignment within the department.
NET DEPARTMENT CHANGES				0.00	0	0	0	0	0	
DEPARTMENT CORE REQUEST										
				TRF	0.00	423,328	0	0	423,328	
				Total	0.00	423,328	0	0	423,328	
GOVERNOR'S RECOMMENDED CORE										
				TRF	0.00	423,328	0	0	423,328	
				Total	0.00	423,328	0	0	423,328	

MISSOURI DEPARTMENT OF NATURAL RESOURCES

DECISION ITEM DETAIL

Budget Unit	FY 2015	FY 2015	FY 2016	FY 2016	FY 2017	FY 2017	FY 2017	FY 2017
Decision Item	ACTUAL	ACTUAL	BUDGET	BUDGET	DEPT REQ	DEPT REQ	GOV REC	GOV REC
Budget Object Class	DOLLAR	FTE	DOLLAR	FTE	DOLLAR	FTE	DOLLAR	FTE
CLARENCE CANNON TRANSFER								
CORE								
TRANSFERS OUT	459,544	0.00	423,328	0.00	423,328	0.00	423,328	0.00
TOTAL - TRF	459,544	0.00	423,328	0.00	423,328	0.00	423,328	0.00
GRAND TOTAL	\$459,544	0.00	\$423,328	0.00	\$423,328	0.00	\$423,328	0.00
GENERAL REVENUE	\$459,544	0.00	\$423,328	0.00	\$423,328	0.00	\$423,328	0.00
FEDERAL FUNDS	\$0	0.00	\$0	0.00	\$0	0.00	\$0	0.00
OTHER FUNDS	\$0	0.00	\$0	0.00	\$0	0.00	\$0	0.00

MISSOURI DEPARTMENT OF NATURAL RESOURCES

DECISION ITEM SUMMARY

Budget Unit								
Decision Item	FY 2015	FY 2015	FY 2016	FY 2016	FY 2017	FY 2017	FY 2017	FY 2017
Budget Object Summary	ACTUAL	ACTUAL	BUDGET	BUDGET	DEPT REQ	DEPT REQ	GOV REC	GOV REC
Fund	DOLLAR	FTE	DOLLAR	FTE	DOLLAR	FTE	DOLLAR	FTE
CLARENCE CANNON PAYMENT								
CORE								
EXPENSE & EQUIPMENT								
MO WATER DEVELOPMENT	459,543	0.00	423,328	0.00	423,328	0.00	423,328	0.00
TOTAL - EE	459,543	0.00	423,328	0.00	423,328	0.00	423,328	0.00
TOTAL	459,543	0.00	423,328	0.00	423,328	0.00	423,328	0.00
Clarence Cannon Payment NDI - 1780011								
EXPENSE & EQUIPMENT								
MO WATER DEVELOPMENT	0	0.00	0	0.00	109,883	0.00	53,770	0.00
TOTAL - EE	0	0.00	0	0.00	109,883	0.00	53,770	0.00
TOTAL	0	0.00	0	0.00	109,883	0.00	53,770	0.00
GRAND TOTAL	\$459,543	0.00	\$423,328	0.00	\$533,211	0.00	\$477,098	0.00

CORE DECISION ITEM

Department of Natural Resources	Budget Unit <u>78852C</u>
Missouri Geological Survey	
Clarence Cannon Dam Payment	HB Section <u>6.270</u>

1. CORE FINANCIAL SUMMARY

	FY 2017 Budget Request					FY 2017 Governor's Recommendation			
	GR	Federal	Other	Total		GR	Fed	Other	Total
PS	0	0	0	0	PS	0	0	0	0
EE	0	0	423,328	423,328	EE	0	0	423,328	423,328
PSD	0	0	0	0	PSD	0	0	0	0
TRF	0	0	0	0	TRF	0	0	0	0
Total	<u>0</u>	<u>0</u>	<u>423,328</u>	<u>423,328</u>	Total	<u>0</u>	<u>0</u>	<u>423,328</u>	<u>423,328</u>
FTE	0.00	0.00	0.00	0.00	FTE	0.00	0.00	0.00	0.00

Est. Fringe	0	0	0	0
--------------------	---	---	---	---

Note: Fringes budgeted in House Bill 5 except for certain fringes budgeted directly to MoDOT, Highway Patrol, and Conservation.

Est. Fringe	0	0	0	0
--------------------	---	---	---	---

Note: Fringes budgeted in House Bill 5 except for certain fringes budgeted directly to MoDOT, Highway Patrol, and Conservation.

Other Funds: Water Development Fund (0174)

2. CORE DESCRIPTION

The Water Development Fund is used to make the invoiced payment for the cost of water supply storage, pursuant to the Clarence Cannon Water Contract. The FY 2017 budget will pay the FFY 2015 water supply storage expenses. The state's payment obligation will be completed by March 2038.

3. PROGRAM LISTING (list programs included in this core funding)

Clarence Cannon Dam

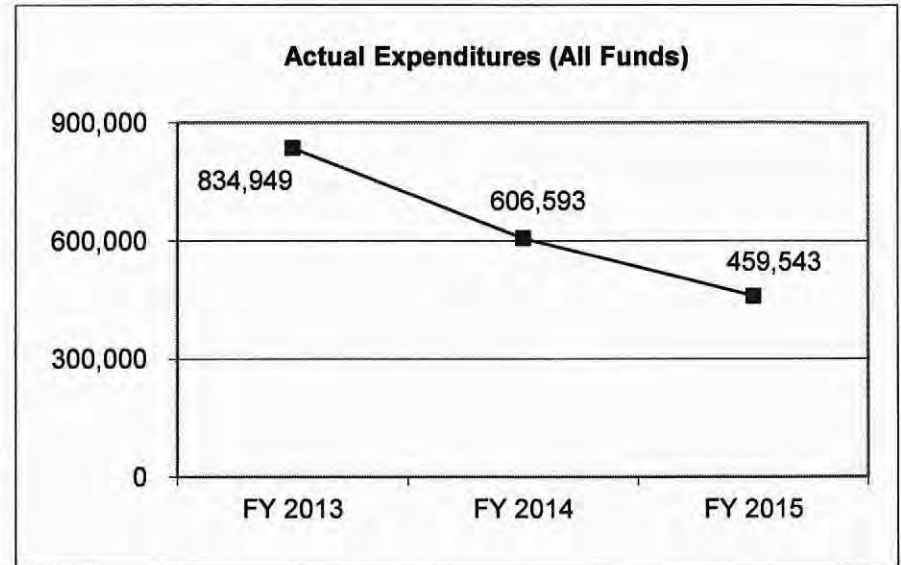
CORE DECISION ITEM

Department of Natural Resources
Missouri Geological Survey
Clarence Cannon Dam Payment

Budget Unit 78852C
HB Section 6.270

4. FINANCIAL HISTORY

	FY 2013 Actual	FY 2014 Actual	FY 2015 Actual	FY 2016 Current Yr.
Appropriation (All Funds)	929,656	626,124	465,795	423,328
Less Reverted (All Funds)	0	0	0	N/A
Less Restricted (All Funds)	0	0	0	N/A
Budget Authority (All Funds)	929,656	626,124	465,795	N/A
Actual Expenditures (All Funds)	834,949	606,593	459,543	N/A
Unexpended (All Funds)	94,707	19,531	6,252	N/A
Unexpended, by Fund:				
General Revenue	0	0	0	N/A
Federal	0	0	0	N/A
Other	94,707	19,531	6,252	N/A
	(1)	(1)	(1)	



Reverted includes the statutory three-percent reserve amount (when applicable).

Restricted includes any Governor's Expenditure Restrictions which remained at the end of the fiscal year (when applicable).

Actual expenditures for all fiscal years are as of June 30 and do not include lapse period activities.

NOTES:

(1) Lapse is due to the estimated billing being more than the actual invoice received.

CORE RECONCILIATION DETAIL

DEPARTMENT OF NATURAL RESOURCES
CLARENCE CANNON PAYMENT

5. CORE RECONCILIATION DETAIL

				Budget Class	FTE	GR	Federal	Other	Total	Explanation
TAFP AFTER VETOES										
				EE	0.00	0	0	423,328	423,328	
				Total	0.00	0	0	423,328	423,328	
DEPARTMENT CORE ADJUSTMENTS										
Core Reallocation	904	2916	EE	0.00	0	0	0	(423,328)	(423,328)	Core reallocate Clarence Cannon Payment from WRC to MGS due to December 2014 realignment within the department.
Core Reallocation	906	2916	EE	0.00	0	0	0	423,328	423,328	Core reallocate Clarence Cannon Payment from WRC to MGS due to December 2014 realignment within the department.
NET DEPARTMENT CHANGES					0.00	0	0	0	0	
DEPARTMENT CORE REQUEST										
				EE	0.00	0	0	423,328	423,328	
				Total	0.00	0	0	423,328	423,328	
GOVERNOR'S RECOMMENDED CORE										
				EE	0.00	0	0	423,328	423,328	
				Total	0.00	0	0	423,328	423,328	

MISSOURI DEPARTMENT OF NATURAL RESOURCES

DECISION ITEM DETAIL

Budget Unit	FY 2015	FY 2015	FY 2016	FY 2016	FY 2017	FY 2017	FY 2017	FY 2017
Decision Item	ACTUAL	ACTUAL	BUDGET	BUDGET	DEPT REQ	DEPT REQ	GOV REC	GOV REC
Budget Object Class	DOLLAR	FTE	DOLLAR	FTE	DOLLAR	FTE	DOLLAR	FTE
CLARENCE CANNON PAYMENT								
CORE								
MISCELLANEOUS EXPENSES	459,543	0.00	423,328	0.00	423,328	0.00	423,328	0.00
TOTAL - EE	459,543	0.00	423,328	0.00	423,328	0.00	423,328	0.00
GRAND TOTAL	\$459,543	0.00	\$423,328	0.00	\$423,328	0.00	\$423,328	0.00
GENERAL REVENUE	\$0	0.00	\$0	0.00	\$0	0.00	\$0	0.00
FEDERAL FUNDS	\$0	0.00	\$0	0.00	\$0	0.00	\$0	0.00
OTHER FUNDS	\$459,543	0.00	\$423,328	0.00	\$423,328	0.00	\$423,328	0.00

PROGRAM DESCRIPTION

Department of Natural Resources

HB Section(s): 6.265, 6.270

Missouri Geological Survey

Program is found in the following core budget(s): Clarence Cannon Dam Transfer and Payment

1. What does this program do?

The U.S. Army Corps of Engineers and the State of Missouri entered into a contract in 1988 obligating the state to repay the Corps of Engineers for 20,000 acre-feet of water supply storage into the Clarence Cannon Dam and Mark Twain Lake project. The payment is limited to 3.22% interest and a portion of the overall project's operation and maintenance expenses. The FY 2017 budget will pay the FFY 2015 water supply storage interest and operations and maintenance expenses. The Clarence Cannon Wholesale Water Commission markets and develops water from the Mark Twain Lake and has been conveyed additional water storage rights.

2. What is the authorization for this program, i.e., federal or state statute, etc.? (Include the federal program number, if applicable.)

PL 87-874	Water Supply Act of 1958, as amended
RSMo 256.290	Missouri Water Development Fund
RSMo 393.700-770	Clarence Cannon Wholesale Water Commission

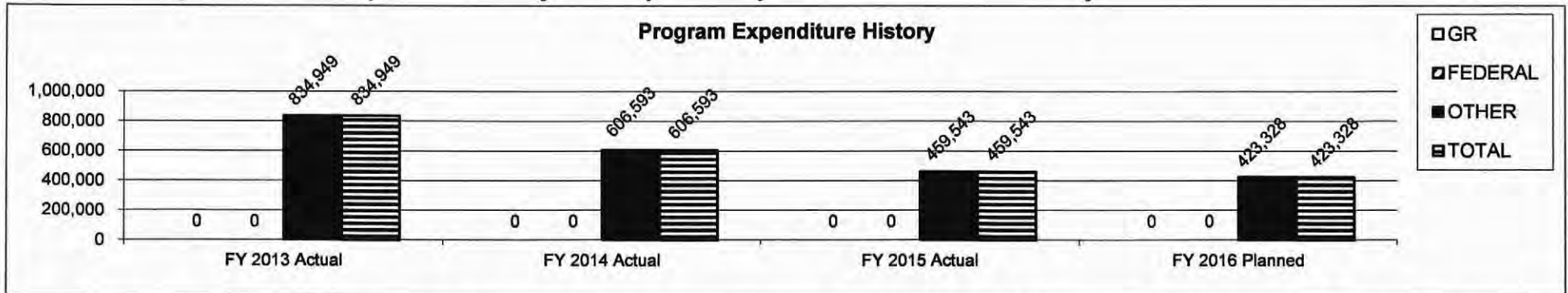
3. Are there federal matching requirements? If yes, please explain.

No

4. Is this a federally mandated program? If yes, please explain.

No, although the contract contains a provision that if funds are not appropriated for the repayment of the contract amount, the contract will be terminated and control of the water supply storage will revert to the Corps of Engineers. The state would be considered in default of the obligation which could adversely affect the State's bond rating.

5. Provide actual expenditures for the prior three fiscal years and planned expenditures for the current fiscal year.



Notes: Actual expenditures for all fiscal years are as of June 30 and do not include lapse period activities. FY 2016 Planned is shown at full appropriation.

PROGRAM DESCRIPTION

Department of Natural Resources	HB Section(s): 6.265, 6.270
Missouri Geological Survey	
Program is found in the following core budget(s): Clarence Cannon Dam Transfer and Payment	
6. What are the sources of the "Other " funds? Water Development Fund (0174) Cash is transferred from General Revenue to the Water Development Fund for payment to the Corps of Engineers.	
7a. Provide an effectiveness measure. Compliance with the contract between U.S. Army Corps of Engineers and the State of Missouri, and statutes. The Clarence Cannon Wholesale Water Commission (CCWWC) serves a total of 77,849 citizens; 73,069 buy directly from CCWWC and another 4,780 buy from systems purchasing from CCWWC.	
7b. Provide an efficiency measure. Not available	
7c. Provide the number of clients/individuals served, if applicable. Not available	
7d. Provide a customer satisfaction measure, if available. Not available	

NEW DECISION ITEM
RANK: 014 OF 015

Department of Natural Resources	Budget Unit 78851C, 78852C
Missouri Geological Survey	
Clarence Cannon Dam Transfer and Payment Increase DI# 1780010, 1780011	House Bill 6.265, 6.270

1. AMOUNT OF REQUEST

	FY 2017 Budget Request			
	GR	Federal	Other	Total
PS	0	0	0	0
EE	0	0	109,883	109,883
PSD	0	0	0	0
TRF	109,883	0	0	109,883
Total	109,883	0	109,883	219,766
FTE	0.00	0.00	0.00	0.00

	FY 2017 Governor's Recommendation			
	GR	Fed	Other	Total
PS	0	0	0	0
EE	0	0	53,770	53,770
PSD	0	0	0	0
TRF	53,770	0	0	53,770
Total	53,770	0	53,770	107,540
FTE	0.00	0.00	0.00	0.00

Est. Fringe	0	0	0	0
--------------------	---	---	---	---

Est. Fringe	0	0	0	0
--------------------	---	---	---	---

Note: Fringes budgeted in House Bill 5 except for certain fringes budgeted directly to MoDOT, Highway Patrol, and Conservation.

Note: Fringes budgeted in House Bill 5 except for certain fringes budgeted directly to MoDOT, Highway Patrol, and Conservation.

Other Funds: Water Development Fund (0174)
 The department received revised cost data which is reflected in the Governor's Recommendation of \$53,770. The Other Fund EE is a non-count appropriation.

2. THIS REQUEST CAN BE CATEGORIZED AS:

<input type="checkbox"/> New Legislation	<input type="checkbox"/> New Program	<input type="checkbox"/> Supplemental
<input type="checkbox"/> Federal Mandate	<input type="checkbox"/> Program Expansion	<input checked="" type="checkbox"/> Cost to Continue
<input type="checkbox"/> GR Pick-Up	<input type="checkbox"/> Space Request	<input type="checkbox"/> Equipment Replacement
<input type="checkbox"/> Pay Plan	<input type="checkbox"/> Other: _____	

3. WHY IS THIS FUNDING NEEDED? PROVIDE AN EXPLANATION FOR ITEMS CHECKED IN #2. INCLUDE THE FEDERAL OR STATE STATUTORY OR CONSTITUTIONAL AUTHORIZATION FOR THIS PROGRAM.

Additional transfer and payment authority is needed in SFY 2017 for the state to pay its obligation to the Corps of Engineers for the cost of FFY 2015 water supply storage pursuant to the Clarence Cannon Water Contract. This is the transfer from General Revenue to the Water Development Fund from which the payment is made.

NEW DECISION ITEM
RANK: 014 OF 015

Department of Natural Resources	Budget Unit <u>78851C, 78852C</u>
Missouri Geological Survey	
Clarence Cannon Dam Transfer and Payment Increase DI# <u>1780010, 1780011</u>	House Bill <u>6.265, 6.270</u>

4. DESCRIBE THE DETAILED ASSUMPTIONS USED TO DERIVE THE SPECIFIC REQUESTED AMOUNT. (How did you determine that the requested number of FTE were appropriate? From what source or standard did you derive the requested levels of funding? Were alternatives such as outsourcing or automation considered? If based on new legislation, does request tie to TAFP fiscal note? If not, explain why. Detail which portions of the request are one-times and how those amounts were calculated.)

SFY 2017 Amount for FFY 2015 Water Storage: \$477,098
 Clarence Cannon Dam Payment Core: \$423,328
 Additional Need: \$ 53,770

5. BREAK DOWN THE REQUEST BY BUDGET OBJECT CLASS, JOB CLASS, AND FUND SOURCE. IDENTIFY ONE-TIME COSTS.

Budget Object Class/Job Class	Dept Req GR DOLLARS	Dept Req GR FTE	Dept Req FED DOLLARS	Dept Req FED FTE	Dept Req OTHER DOLLARS	Dept Req OTHER FTE	Dept Req TOTAL DOLLARS	Dept Req TOTAL FTE	Dept Req One-Time DOLLARS
Total PS	0	0.00	0	0.00	0	0.00	0	0.00	0
740/Miscellaneous Expenses					109,883		109,883		
Total EE	0		0		109,883		109,883		0
Total PSD	0		0		0		0		0
820/Transfers	109,883						109,883		
Total TRF	109,883		0		0		109,883		0
Grand Total	<u>109,883</u>	<u>0.00</u>	<u>0</u>	<u>0.00</u>	<u>109,883</u>	<u>0.00</u>	<u>219,766</u>	<u>0.00</u>	<u>0</u>

NEW DECISION ITEM
RANK: 014 OF 015

Department of Natural Resources					Budget Unit <u>78851C, 78852C</u>				
Missouri Geological Survey									
Clarence Cannon Dam Transfer and Payment Increase			DI# <u>1780010, 1780011</u>		House Bill <u>6.265, 6.270</u>				
Budget Object Class/Job Class	Gov Rec GR DOLLARS	Gov Rec GR FTE	Gov Rec FED DOLLARS	Gov Rec FED FTE	Gov Rec OTHER DOLLARS	Gov Rec OTHER FTE	Gov Rec TOTAL DOLLARS	Gov Rec TOTAL FTE	Gov Rec One-Time DOLLARS
Total PS	0	0.00	0	0.00	0	0.00	0	0.00	0
740/Miscellaneous Expenses					53,770		53,770		
Total EE	0		0		53,770		53,770		0
Total PSD	0		0		0		0		0
820/Transfers	53,770						53,770		
Total TRF	53,770		0		0		53,770		0
Grand Total	53,770	0.00	0	0.00	53,770	0.00	107,540	0.00	0

NEW DECISION ITEM
RANK: 014 OF 015

Department of Natural Resources	Budget Unit <u>78851C, 78852C</u>
Missouri Geological Survey	
Clarence Cannon Dam Transfer and Payment Increase DI# <u>1780010, 1780011</u>	House Bill <u>6.265, 6.270</u>
6. PERFORMANCE MEASURES (If new decision item has an associated core, separately identify projected performance with & without additional funding.)	
6a. Provide an effectiveness measure. Compliance with the contract between U.S. Army Corps of Engineers and the State of Missouri, and statutes. The Clarence Cannon Wholesale Water Commission (CCWWC) serves a total of 77,849 citizens; 73,069 buy directly from CCWWC and another 4,780 buy from systems purchasing from CCWWC.	
6b. Provide an efficiency measure. Not available	
6c. Provide the number of clients/individuals served, if applicable. Not available	
6d. Provide a customer satisfaction measure, if available. Not available	
7. STRATEGIES TO ACHIEVE THE PERFORMANCE MEASUREMENT TARGETS:	
Not available	

MISSOURI DEPARTMENT OF NATURAL RESOURCES

DECISION ITEM DETAIL

Budget Unit	FY 2015	FY 2015	FY 2016	FY 2016	FY 2017	FY 2017	FY 2017	FY 2017
Decision Item	ACTUAL	ACTUAL	BUDGET	BUDGET	DEPT REQ	DEPT REQ	GOV REC	GOV REC
Budget Object Class	DOLLAR	FTE	DOLLAR	FTE	DOLLAR	FTE	DOLLAR	FTE
CLARENCE CANNON TRANSFER								
Clarence Cannon Trf NDI - 1780010								
TRANSFERS OUT	0	0.00	0	0.00	109,883	0.00	53,770	0.00
TOTAL - TRF	0	0.00	0	0.00	109,883	0.00	53,770	0.00
GRAND TOTAL	\$0	0.00	\$0	0.00	\$109,883	0.00	\$53,770	0.00
GENERAL REVENUE	\$0	0.00	\$0	0.00	\$109,883	0.00	\$53,770	0.00
FEDERAL FUNDS	\$0	0.00	\$0	0.00	\$0	0.00	\$0	0.00
OTHER FUNDS	\$0	0.00	\$0	0.00	\$0	0.00	\$0	0.00

MISSOURI DEPARTMENT OF NATURAL RESOURCES

DECISION ITEM DETAIL

Budget Unit	FY 2015	FY 2015	FY 2016	FY 2016	FY 2017	FY 2017	FY 2017	FY 2017
Decision Item	ACTUAL	ACTUAL	BUDGET	BUDGET	DEPT REQ	DEPT REQ	GOV REC	GOV REC
Budget Object Class	DOLLAR	FTE	DOLLAR	FTE	DOLLAR	FTE	DOLLAR	FTE
CLARENCE CANNON PAYMENT								
Clarence Cannon Payment NDI - 1780011								
MISCELLANEOUS EXPENSES	0	0.00	0	0.00	109,883	0.00	53,770	0.00
TOTAL - EE	0	0.00	0	0.00	109,883	0.00	53,770	0.00
GRAND TOTAL	\$0	0.00	\$0	0.00	\$109,883	0.00	\$53,770	0.00
GENERAL REVENUE	\$0	0.00	\$0	0.00	\$0	0.00	\$0	0.00
FEDERAL FUNDS	\$0	0.00	\$0	0.00	\$0	0.00	\$0	0.00
OTHER FUNDS	\$0	0.00	\$0	0.00	\$109,883	0.00	\$53,770	0.00

MISSOURI DEPARTMENT OF NATURAL RESOURCES

DECISION ITEM SUMMARY

Budget Unit								
Decision Item	FY 2015	FY 2015	FY 2016	FY 2016	FY 2017	FY 2017	FY 2017	FY 2017
Budget Object Summary	ACTUAL	ACTUAL	BUDGET	BUDGET	DEPT REQ	DEPT REQ	GOV REC	GOV REC
Fund	DOLLAR	FTE	DOLLAR	FTE	DOLLAR	FTE	DOLLAR	FTE
STATE PARKS OPERATION								
CORE								
PERSONAL SERVICES								
DEPT NATURAL RESOURCES	126,374	3.08	174,197	5.07	174,197	5.07	174,197	5.07
STATE PARKS EARNINGS	954,915	26.14	1,348,749	33.78	1,216,950	29.78	1,216,950	29.78
DNR COST ALLOCATION	841,670	16.49	890,143	19.50	890,143	19.50	890,143	19.50
PARKS SALES TAX	19,119,148	617.78	19,882,916	600.86	20,014,715	604.86	20,014,715	604.86
BABLER STATE PARK	54,099	1.97	55,082	2.00	55,082	2.00	55,082	2.00
TOTAL - PS	21,096,206	665.46	22,351,087	661.21	22,351,087	661.21	22,351,087	661.21
EXPENSE & EQUIPMENT								
DEPT NATURAL RESOURCES	162,386	0.00	281,306	0.00	281,306	0.00	281,306	0.00
STATE PARKS EARNINGS	2,264,742	0.00	5,502,090	0.00	5,146,090	0.00	5,146,090	0.00
DNR COST ALLOCATION	68,135	0.00	68,159	0.00	68,159	0.00	68,159	0.00
PARKS SALES TAX	9,357,296	0.00	10,023,723	0.00	10,023,722	0.00	10,023,722	0.00
MERAMEC-ONONDAGA STATE PARKS	0	0.00	85,000	0.00	85,000	0.00	85,000	0.00
BABLER STATE PARK	62,073	0.00	75,000	0.00	75,000	0.00	75,000	0.00
TOTAL - EE	11,914,632	0.00	16,035,278	0.00	15,679,277	0.00	15,679,277	0.00
PROGRAM-SPECIFIC								
DEPT NATURAL RESOURCES	2,993,435	0.00	11,500,000	0.00	11,500,000	0.00	11,500,000	0.00
STATE PARKS EARNINGS	4,001	0.00	25,000	0.00	6,000	0.00	6,000	0.00
PARKS SALES TAX	100,000	0.00	100,000	0.00	100,000	0.00	100,000	0.00
TOTAL - PD	3,097,436	0.00	11,625,000	0.00	11,606,000	0.00	11,606,000	0.00
TOTAL	36,108,274	665.46	50,011,365	661.21	49,636,364	661.21	49,636,364	661.21
Pay Plan - 0000012								
PERSONAL SERVICES								
DEPT NATURAL RESOURCES	0	0.00	0	0.00	0	0.00	3,484	0.00
STATE PARKS EARNINGS	0	0.00	0	0.00	0	0.00	24,339	0.00
DNR COST ALLOCATION	0	0.00	0	0.00	0	0.00	17,803	0.00
PARKS SALES TAX	0	0.00	0	0.00	0	0.00	400,293	0.00
BABLER STATE PARK	0	0.00	0	0.00	0	0.00	1,102	0.00
TOTAL - PS	0	0.00	0	0.00	0	0.00	447,021	0.00
TOTAL	0	0.00	0	0.00	0	0.00	447,021	0.00

1/21/16 9:54

lm_disummary

MISSOURI DEPARTMENT OF NATURAL RESOURCES

DECISION ITEM SUMMARY

Budget Unit								
Decision Item	FY 2015	FY 2015	FY 2016	FY 2016	FY 2017	FY 2017	FY 2017	FY 2017
Budget Object Summary	ACTUAL	ACTUAL	BUDGET	BUDGET	DEPT REQ	DEPT REQ	GOV REC	GOV REC
Fund	DOLLAR	FTE	DOLLAR	FTE	DOLLAR	FTE	DOLLAR	FTE
STATE PARKS OPERATION								
State Parks Operations Expansn - 1780002								
EXPENSE & EQUIPMENT								
STATE PARKS EARNINGS	0	0.00	0	0.00	926,500	0.00	926,500	0.00
PARKS SALES TAX	0	0.00	0	0.00	740,500	0.00	740,500	0.00
TOTAL - EE	0	0.00	0	0.00	1,667,000	0.00	1,667,000	0.00
TOTAL	0	0.00	0	0.00	1,667,000	0.00	1,667,000	0.00
GRAND TOTAL	\$36,108,274	665.46	\$50,011,365	661.21	\$51,303,364	661.21	\$51,750,385	661.21

CORE DECISION ITEM

Department of Natural Resources	Budget Unit 78415C
Missouri State Parks	
Missouri State Parks Core	HB Section 6.285

1. CORE FINANCIAL SUMMARY

	FY 2017 Budget Request					FY 2017 Governor's Recommendation			
	GR	Federal	Other	Total		GR	Fed	Other	Total
PS	0	174,197	22,176,890	22,351,087	PS	0	174,197	22,176,890	22,351,087
EE	0	281,306	15,397,971	15,679,277	EE	0	281,306	15,397,971	15,679,277
PSD	0	11,500,000	106,000	11,606,000	PSD	0	11,500,000	106,000	11,606,000
Total	0	11,955,503	37,680,861	49,636,364	Total	0	11,955,503	37,680,861	49,636,364
FTE	0.00	5.07	656.14	661.21	FTE	0.00	5.07	656.14	661.21
Est. Fringe	0	82,900	10,553,982	10,636,882	Est. Fringe	0	82,900	10,553,982	10,636,882

Note: Fringes budgeted in House Bill 5 except for certain fringes budgeted directly to MoDOT, Highway Patrol, and Conservation.

Note: Fringes budgeted in House Bill 5 except for certain fringes budgeted directly to MoDOT, Highway Patrol, and Conservation.

Other Funds: State Park Earnings Fund (0415); Cost Allocation Fund (0500); Parks Sales Tax Fund (0613); Meramec-Onondaga State Parks Fund (0698); and Babler State Park Fund (0911)

The FY 2017 budget request includes appropriation authority of \$7,900,000 to be used for encumbrance purposes only related to Outdoor Recreation Grants.

Core Reduction: The FY 2017 budget request includes a core reduction of \$1E Park Sales Tax Fund and \$375,000 State Park Earnings Fund from State Parks Operations.

2. CORE DESCRIPTION

Missouri State Parks manages 88 state parks and historic sites plus the Roger Pryor Pioneer Backcountry. We manage approximately 150,000 acres and an extensive recreation easement agreement on 61,000 acres with the L-A-D Foundation. The total acreage of the state parks and historic sites is less than one half of 1% of the total acres in Missouri. Each park and site contains unique and diverse natural and cultural resources, yet the public demands consistent levels of visitor services, facility maintenance, security, and resource management. The mission of the division is to preserve and interpret the state's most outstanding natural features; to preserve and interpret the state's most outstanding cultural landmarks; and to provide compatible recreational opportunities in these areas.

This core also includes pass through appropriation authority for Missouri State Parks. The pass through authority includes appropriations for Bruce R Watkins, Payment in Lieu of Taxes, Gifts to State Parks, State Parks Resale, Concession Default, State Park Grants, and Outdoor Recreation Grants.

3. PROGRAM LISTING (list programs included in this core funding)

Missouri State Parks

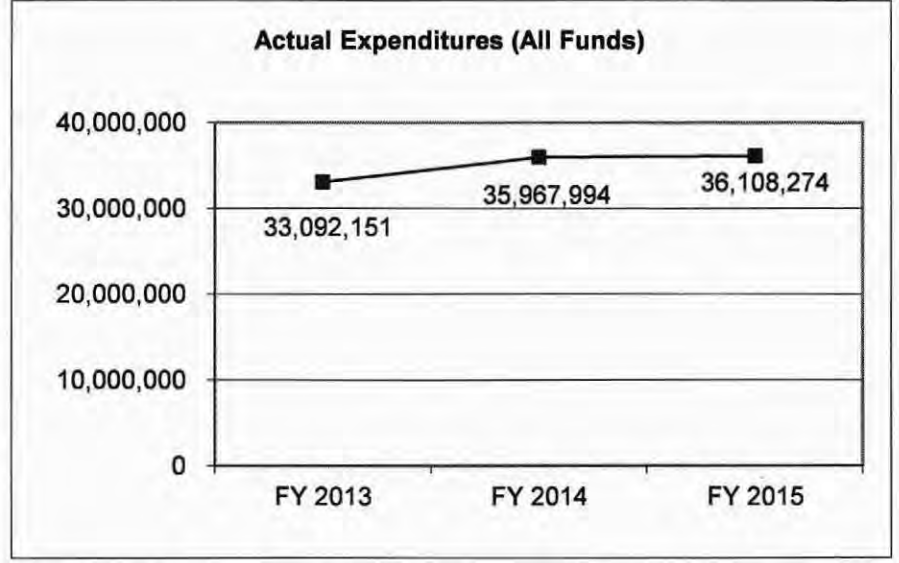
CORE DECISION ITEM

Department of Natural Resources
Missouri State Parks
Missouri State Parks Core

Budget Unit 78415C
HB Section 6.285

4. FINANCIAL HISTORY

	FY 2013 Actual	FY 2014 Actual	FY 2015 Actual	FY 2016 Current Yr.
Appropriation (All Funds) (1)	43,948,841	50,148,905	49,820,396	50,011,365
Less Reverted (All Funds)	0	0	0	N/A
Less Restricted (All Funds)	0	0	0	N/A
Budget Authority (All Funds)	43,948,841	50,148,905	49,820,396	N/A
Actual Expenditures (All Funds)	33,092,151	35,967,994	36,108,274	N/A
Unexpended (All Funds)	10,856,690	14,180,911	13,712,122	N/A
Unexpended, by Fund:				
General Revenue	0	0	0	N/A
Federal	6,575,489	9,936,184	8,672,374	N/A
Other	4,281,201	4,244,727	5,039,748	N/A
	(2 & 3)	(3)	(3)	



Reverted includes the statutory three-percent reserve amount (when applicable).

Restricted includes any Governor's Expenditure Restrictions which remained at the end of the fiscal year (when applicable).

Actual expenditures for all fiscal years are as of June 30 and do not include lapse period activities.

NOTES:

- (1) For comparison purposes, prior year actual and current year financial data from Missouri State Parks' pass-through appropriations are included above.
- (2) Fiscal uncertainties and hiring limitations, as well as reduced operating and delayed equipment replacement purchases, have resulted in lower expenditures.
- (3) In many cases, pass through appropriation has been provided to allow for encumbrance and payment of our commitments, which often span multiple fiscal years causing high unexpended balances. Beginning in FY 2014, appropriations were provided for encumbrance purposes separate from expenditures. Both types of appropriation are included in the data above, therefore high unexpended balances will continue to be reflected.

CORE DECISION ITEM

Department of Natural Resources
Missouri State Parks
Missouri State Parks Core

Budget Unit 78415C
HB Section 6.285

4. FINANCIAL HISTORY (continued)

Missouri State Parks - Reconciliation

	FY 2013	FY 2014	FY 2015	FY 2016	FY 2017
	Actual	Actual	Actual	Current	Gov Rec
Missouri State Parks Operations (78415C)	30,148,655	32,742,551	31,661,732	34,630,101	34,255,100
Bruce R Watkins (78422C)	100,000	100,000	100,000	100,000	100,000
PILT (78423C)	4,888	0	24,323	30,000	30,000
Parks Resale (78470C)	758,232	966,208	925,610	1,750,000	1,750,000
Gifts to State Parks (78415C)	161,523	55,641	41,560	1,250,000	1,250,000
Concession Default (78480C)	104,107	194,152	160,971	251,264	251,264
Grants to State Parks (78492C)	173,957	198,675	200,643	500,000	500,000
Outdoor Recreation Grants (78495C)	1,640,789	1,710,767	2,993,435	11,500,000	11,500,000
Total	33,092,151	35,967,994	36,108,274	50,011,365	49,636,364

Note: FY 2016 and FY 2017 include appropriation authority of \$7,900,000 to be used for encumbrance purposes only related to Outdoor Recreation Grants.

CORE RECONCILIATION DETAIL

DEPARTMENT OF NATURAL RESOURCES
STATE PARKS OPERATION

5. CORE RECONCILIATION DETAIL

			Budget Class	FTE	GR	Federal	Other	Total	Explanation
TAFP AFTER VETOES									
			PS	661.21	0	174,197	22,176,890	22,351,087	
			EE	0.00	0	281,306	15,753,972	16,035,278	
			PD	0.00	0	11,500,000	125,000	11,625,000	
			Total	661.21	0	11,955,503	38,055,862	50,011,365	
DEPARTMENT CORE ADJUSTMENTS									
Core Reduction	976 9059		EE	0.00	0	0	(1)	(1)	Core reduction for Missouri State Parks Operations.
Core Reduction	976 9980		EE	0.00	0	0	(375,000)	(375,000)	Core reduction for Missouri State Parks Operations.
Core Reallocation	690 2082		PS	4.00	0	0	131,799	131,799	Core reallocations will more closely align the budget with planned spending.
Core Reallocation	690 1940		PS	(4.00)	0	0	(131,799)	(131,799)	Core reallocations will more closely align the budget with planned spending.
Core Reallocation	723 7818		EE	0.00	0	0	19,000	19,000	Core reallocations will more closely align the budget with planned spending.
Core Reallocation	723 7818		PD	0.00	0	0	(19,000)	(19,000)	Core reallocations will more closely align the budget with planned spending.
NET DEPARTMENT CHANGES				0.00	0	0	(375,001)	(375,001)	
DEPARTMENT CORE REQUEST									
			PS	661.21	0	174,197	22,176,890	22,351,087	
			EE	0.00	0	281,306	15,397,971	15,679,277	

CORE RECONCILIATION DETAIL

**DEPARTMENT OF NATURAL RESOURCES
STATE PARKS OPERATION**

5. CORE RECONCILIATION DETAIL

	Budget Class	FTE	GR	Federal	Other	Total	Explanation
DEPARTMENT CORE REQUEST							
	PD	0.00	0	11,500,000	106,000	11,606,000	
	Total	661.21	0	11,955,503	37,680,861	49,636,364	
GOVERNOR'S RECOMMENDED CORE							
	PS	661.21	0	174,197	22,176,890	22,351,087	
	EE	0.00	0	281,306	15,397,971	15,679,277	
	PD	0.00	0	11,500,000	106,000	11,606,000	
	Total	661.21	0	11,955,503	37,680,861	49,636,364	

FLEXIBILITY REQUEST FORM

BUDGET UNIT NUMBER: 78415C, 78420C	DEPARTMENT: NATURAL RESOURCES
BUDGET UNIT NAME: STATE PARKS OPERATIONS HISTORIC PRESERVATION	
HOUSE BILL SECTION(S): 6.285, 6.290	DIVISION: MISSOURI STATE PARKS

1. Provide the amount by fund of personal service flexibility and the amount by fund of expense and equipment flexibility you are requesting in dollar and percentage terms and explain why the flexibility is needed. If flexibility is being requested among divisions, provide the amount by fund of flexibility you are requesting in dollar and percentage terms and explain why the flexibility is needed.

GOVERNOR'S RECOMMENDATION

Missouri State Parks requests retention of 75% flexibility between funds (federal and other) for State Parks Operations (78415C), State Historic Preservation Operations (78420C), and State Historic Preservation Grants (78420C). The flexibility will allow the division to address unanticipated needs by aligning appropriation authority with necessary spending during the fiscal year based on funds availability for service delivery and pass through program requirements.

2. Estimate how much flexibility will be used for the budget year. How much flexibility was used in the Prior Year Budget and the Current Year Budget? Please specify the amount.

PRIOR YEAR ACTUAL AMOUNT OF FLEXIBILITY USED	CURRENT YEAR ESTIMATED AMOUNT OF FLEXIBILITY THAT WILL BE USED	BUDGET REQUEST GOVERNOR'S REC ESTIMATED AMOUNT OF FLEXIBILITY THAT WILL BE USED
Flexibility was not used in FY 2015.	Flexibility usage is difficult to estimate at this time.	Flexibility usage is difficult to estimate at this time.

3. Please explain how flexibility was used in the prior and/or current years.

PRIOR YEAR EXPLAIN ACTUAL USE	CURRENT YEAR EXPLAIN PLANNED USE
Flexibility was not used in FY 2015.	The flexibility will allow the division to address unanticipated needs by aligning appropriation authority with necessary spending during the fiscal year based on funds availability for service delivery and pass through program requirements.

MISSOURI DEPARTMENT OF NATURAL RESOURCES

DECISION ITEM DETAIL

Budget Unit	FY 2015	FY 2015	FY 2016	FY 2016	FY 2017	FY 2017	FY 2017	FY 2017
Decision Item	ACTUAL	ACTUAL	BUDGET	BUDGET	DEPT REQ	DEPT REQ	GOV REC	GOV REC
Budget Object Class	DOLLAR	FTE	DOLLAR	FTE	DOLLAR	FTE	DOLLAR	FTE
STATE PARKS OPERATION								
CORE								
SR OFC SUPPORT ASST (CLERICAL)	0	0.00	1	0.00	0	0.00	0	0.00
ADMIN OFFICE SUPPORT ASSISTANT	443,390	15.48	421,847	14.70	746,133	25.75	746,133	25.75
OFFICE SUPPORT ASST (KEYBRD)	167,055	7.04	191,394	8.00	17,370	0.75	17,370	0.75
SR OFC SUPPORT ASST (KEYBRD)	676,738	25.57	703,140	27.50	661,200	25.00	661,200	25.00
STOREKEEPER I	47,166	1.83	51,773	2.00	25,824	1.00	25,824	1.00
SUPPLY MANAGER I	32,453	1.00	32,627	1.00	32,628	1.00	32,628	1.00
PROCUREMENT OFCR I	37,347	1.00	37,547	1.00	37,548	1.00	37,548	1.00
ACCOUNT CLERK II	43,716	1.67	26,930	1.00	52,884	2.00	52,884	2.00
BUDGET ANAL III	49,774	1.00	50,016	1.00	50,040	1.00	50,040	1.00
PUBLIC INFORMATION SPEC I	19,747	0.50	19,809	0.50	19,812	0.50	19,812	0.50
PUBLIC INFORMATION ADMSTR	50,855	0.96	48,147	1.00	55,416	1.00	55,416	1.00
EXECUTIVE I	110,211	3.55	125,741	4.00	126,060	4.00	126,060	4.00
EXECUTIVE II	31,486	0.83	39,596	1.00	36,204	1.00	36,204	1.00
RISK MANAGEMENT SPEC II	55,117	1.00	55,367	1.00	55,416	1.00	55,416	1.00
MANAGEMENT ANALYSIS SPEC I	60,745	1.66	73,788	2.00	37,548	1.00	37,548	1.00
MANAGEMENT ANALYSIS SPEC II	50,229	1.19	87,677	2.00	85,416	2.00	85,416	2.00
PLANNER II	104,400	2.58	122,816	3.00	162,312	4.00	162,312	4.00
PLANNER III	204,563	4.00	205,664	4.00	205,668	4.00	205,668	4.00
MUSEUM CURATOR I	0	0.00	1	0.00	0	0.00	0	0.00
MUSEUM CURATOR II	121,282	3.00	121,989	3.00	121,932	3.00	121,932	3.00
MUSEUM CURATOR COORDINATOR	29,309	0.67	45,150	1.00	45,156	1.00	45,156	1.00
CULTURAL RESOURCE PRES II	131,154	3.00	131,920	3.00	121,140	3.00	121,140	3.00
NATURAL RESOURCES STEWARD	280,803	6.50	303,857	7.00	306,312	7.00	306,312	7.00
PARK/HISTORIC SITE SPEC I	59,592	1.89	63,461	2.00	63,612	2.00	63,612	2.00
PARK/HISTORIC SITE SPEC II	294,457	7.99	295,290	8.00	335,748	9.00	335,748	9.00
PARK/HISTORIC SITE SPEC III	803,054	19.72	821,957	20.00	818,700	20.00	818,700	20.00
PARK OPERATIONS & PLNG SPEC I	23,768	0.73	29,976	1.00	35,568	1.00	35,568	1.00
PARK OPERATIONS & PLNG SPEC II	48,231	1.21	41,173	1.00	77,376	2.00	77,376	2.00
PARK OPERATIONS & PLNG COORD	250,343	6.05	251,787	6.00	250,104	6.00	250,104	6.00
ARCHAEOLOGIST	25,190	0.65	46,087	1.00	38,928	1.00	38,928	1.00
INTERPRETIVE RESOURCE TECH	261,284	8.96	266,684	8.75	271,683	9.25	271,683	9.25
INTERPRETIVE RESOURCE SPEC I	165,540	5.38	164,425	5.25	140,496	4.50	140,496	4.50

MISSOURI DEPARTMENT OF NATURAL RESOURCES

DECISION ITEM DETAIL

Budget Unit	FY 2015	FY 2015	FY 2016	FY 2016	FY 2017	FY 2017	FY 2017	FY 2017
Decision Item	ACTUAL	ACTUAL	BUDGET	BUDGET	DEPT REQ	DEPT REQ	GOV REC	GOV REC
Budget Object Class	DOLLAR	FTE	DOLLAR	FTE	DOLLAR	FTE	DOLLAR	FTE
STATE PARKS OPERATION								
CORE								
INTERPRETIVE RESOURCE SPEC II	343,642	9.91	419,883	12.00	410,004	11.75	410,004	11.75
INTERPRETIVE RESOURCE SPC III	496,465	12.75	470,967	12.00	511,092	13.00	511,092	13.00
INTERPRETIVE RESOURCE COORD	264,070	6.24	297,540	7.00	298,212	7.00	298,212	7.00
PARK RANGER CORPORAL	342,568	8.00	347,077	8.00	346,944	8.00	346,944	8.00
PARK RANGER	972,962	25.65	1,035,651	27.00	1,031,688	27.00	1,031,688	27.00
PARK RANGER SERGEANT	227,159	4.87	235,121	5.00	231,468	5.00	231,468	5.00
ENVIRONMENTAL SPEC IV	32,385	0.71	46,068	1.00	0	0.00	0	0.00
ENVIRONMENTAL SCIENTIST	14,046	0.29	0	0.00	48,156	1.00	48,156	1.00
CAPITAL IMPROVEMENTS SPEC I	0	0.00	247	0.00	0	0.00	0	0.00
CAPITAL IMPROVEMENTS SPEC II	158,570	3.19	245,167	5.00	150,120	3.00	150,120	3.00
TECHNICAL ASSISTANT III	23,792	0.77	30,978	1.00	30,984	1.00	30,984	1.00
TECHNICAL ASSISTANT IV	247,472	6.58	230,568	6.00	259,728	7.00	259,728	7.00
DESIGN ENGR III	129,036	2.00	129,733	2.00	129,732	2.00	129,732	2.00
ARCHITECT II	19,955	0.42	147,443	3.00	98,256	2.00	98,256	2.00
ARCHITECT III	152,770	2.41	130,741	2.00	188,460	3.00	188,460	3.00
LAND SURVEYOR II	47,632	1.00	47,885	1.00	47,892	1.00	47,892	1.00
MAINTENANCE WORKER II	27,782	0.98	28,114	1.00	29,004	1.00	29,004	1.00
TRACTOR TRAILER DRIVER	34,755	1.00	34,943	1.00	34,944	1.00	34,944	1.00
BUILDING CONSTRUCTION WKR I	377,541	12.67	483,097	16.00	174,024	6.00	174,024	6.00
BUILDING CONSTRUCTION WKR II	393,584	12.03	421,856	13.00	751,308	23.00	751,308	23.00
BUILDING CONSTRUCTION SPV	65,249	1.78	36,892	1.00	70,632	2.00	70,632	2.00
HEAVY EQUIPMENT OPERATOR	220,634	6.99	313,595	9.75	312,324	10.00	312,324	10.00
PARK MAINTENANCE WKR I	57,605	2.35	67,653	2.75	43,734	1.75	43,734	1.75
PARK MAINTENANCE WKR II	2,206,346	81.37	2,400,004	88.00	2,381,504	87.50	2,381,504	87.50
PARK MAINTENANCE WKR III	1,666,802	52.92	1,815,570	57.00	1,766,052	56.00	1,766,052	56.00
CARPENTER	68,318	2.00	68,713	2.00	68,688	2.00	68,688	2.00
GRAPHIC ARTS SPEC II	28,613	1.00	0	0.00	29,004	1.00	29,004	1.00
GRAPHIC ARTS SPEC III	0	0.00	28,149	1.00	0	0.00	0	0.00
GRAPHICS SPV	40,165	1.00	40,383	1.00	40,380	1.00	40,380	1.00
SIGN MAKER I	16,908	0.58	29,414	1.00	28,908	1.00	28,908	1.00
SIGN MAKER II	37,746	1.15	32,627	1.00	33,744	1.00	33,744	1.00
FACILITIES OPERATIONS MGR B2	47,304	1.00	47,601	1.00	49,106	1.00	49,106	1.00

MISSOURI DEPARTMENT OF NATURAL RESOURCES

DECISION ITEM DETAIL

Budget Unit	FY 2015	FY 2015	FY 2016	FY 2016	FY 2017	FY 2017	FY 2017	FY 2017
Decision Item	ACTUAL	ACTUAL	BUDGET	BUDGET	DEPT REQ	DEPT REQ	GOV REC	GOV REC
Budget Object Class	DOLLAR	FTE	DOLLAR	FTE	DOLLAR	FTE	DOLLAR	FTE
STATE PARKS OPERATION								
CORE								
FISCAL & ADMINISTRATIVE MGR B1	3,979	0.08	0	0.00	48,149	1.00	48,149	1.00
FISCAL & ADMINISTRATIVE MGR B2	55,063	1.00	55,358	1.00	55,360	1.00	55,360	1.00
FISCAL & ADMINISTRATIVE MGR B3	66,940	1.00	65,354	1.00	69,999	1.00	69,999	1.00
LAW ENFORCEMENT MGR B1	115,186	2.17	106,488	2.00	106,392	2.00	106,392	2.00
LAW ENFORCEMENT MGR B2	62,200	1.00	62,536	1.00	60,125	1.00	60,125	1.00
LAW ENFORCEMENT MGR B3	66,369	1.00	66,727	1.00	66,727	1.00	66,727	1.00
NATURAL RESOURCES MGR B1	2,903,440	60.82	3,065,927	64.00	3,061,710	63.50	3,061,710	63.50
NATURAL RESOURCES MGR B2	436,441	7.02	425,329	7.00	437,327	7.00	437,327	7.00
NATURAL RESRCS MGR, BAND 3	74,140	1.02	73,254	1.00	73,225	1.00	73,225	1.00
DEPUTY DIVISION DIRECTOR	157,908	1.88	169,040	2.00	169,040	2.00	169,040	2.00
DESIGNATED PRINCIPAL ASST DIV	223,323	3.00	224,527	3.00	224,527	3.00	224,527	3.00
LEGAL COUNSEL	66,205	1.00	65,408	1.00	68,175	1.00	68,175	1.00
STUDENT INTERN	355	0.15	0	0.00	0	0.00	0	0.00
OFFICE WORKER MISCELLANEOUS	154	0.00	0	0.00	0	0.00	0	0.00
MANAGER	21,523	0.50	0	0.00	40,384	1.00	40,384	1.00
MISCELLANEOUS TECHNICAL	851	0.03	0	0.00	0	0.00	0	0.00
MISCELLANEOUS PROFESSIONAL	0	0.00	46,162	2.00	46,162	2.00	46,162	2.00
SEASONAL AIDE	3,076,276	174.34	3,184,476	140.51	2,846,821	133.46	2,846,821	133.46
DOMESTIC SERVICE SUPERVISOR	73,046	2.17	48,086	1.75	122,796	3.75	122,796	3.75
BUSSER	15,725	0.86	0	0.00	0	0.00	0	0.00
WAIT STAFF	31,984	1.60	0	0.00	0	0.00	0	0.00
ASSISTANT COOK	12,591	0.52	0	0.00	0	0.00	0	0.00
DISHWASHER	4,656	0.29	0	0.00	0	0.00	0	0.00
HOSTESS	120	0.01	0	0.00	0	0.00	0	0.00
SPECIAL ASST PROFESSIONAL	157,044	2.92	150,693	2.75	191,522	3.75	191,522	3.75
SPECIAL ASST OFFICE & CLERICAL	29,812	0.86	405	0.00	32,320	1.00	32,320	1.00
TOTAL - PS	21,096,206	665.46	22,351,087	661.21	22,351,087	661.21	22,351,087	661.21
TRAVEL, IN-STATE	1,218,304	0.00	1,220,349	0.00	1,232,099	0.00	1,232,099	0.00
TRAVEL, OUT-OF-STATE	31,177	0.00	35,213	0.00	35,213	0.00	35,213	0.00
FUEL & UTILITIES	1,690,222	0.00	2,451,418	0.00	2,236,918	0.00	2,236,918	0.00
SUPPLIES	4,411,280	0.00	5,417,424	0.00	5,377,324	0.00	5,377,324	0.00
PROFESSIONAL DEVELOPMENT	107,117	0.00	130,787	0.00	137,062	0.00	137,062	0.00

MISSOURI DEPARTMENT OF NATURAL RESOURCES

DECISION ITEM DETAIL

Budget Unit	FY 2015	FY 2015	FY 2016	FY 2016	FY 2017	FY 2017	FY 2017	FY 2017
Decision Item	ACTUAL	ACTUAL	BUDGET	BUDGET	DEPT REQ	DEPT REQ	GOV REC	GOV REC
Budget Object Class	DOLLAR	FTE	DOLLAR	FTE	DOLLAR	FTE	DOLLAR	FTE
STATE PARKS OPERATION								
CORE								
COMMUNICATION SERV & SUPP	374,936	0.00	358,204	0.00	387,854	0.00	387,854	0.00
PROFESSIONAL SERVICES	1,148,426	0.00	1,102,268	0.00	1,200,468	0.00	1,200,468	0.00
HOUSEKEEPING & JANITORIAL SERV	340,136	0.00	406,154	0.00	366,054	0.00	366,054	0.00
M&R SERVICES	745,202	0.00	752,670	0.00	802,194	0.00	802,194	0.00
MOTORIZED EQUIPMENT	837,138	0.00	824,104	0.00	962,604	0.00	962,604	0.00
OFFICE EQUIPMENT	54,893	0.00	60,406	0.00	67,906	0.00	67,906	0.00
OTHER EQUIPMENT	600,057	0.00	2,230,885	0.00	2,201,885	0.00	2,201,885	0.00
PROPERTY & IMPROVEMENTS	86,259	0.00	251,250	0.00	251,250	0.00	251,250	0.00
BUILDING LEASE PAYMENTS	13,106	0.00	42,511	0.00	17,261	0.00	17,261	0.00
EQUIPMENT RENTALS & LEASES	102,368	0.00	127,754	0.00	156,304	0.00	156,304	0.00
MISCELLANEOUS EXPENSES	154,011	0.00	623,881	0.00	246,881	0.00	246,881	0.00
TOTAL - EE	11,914,632	0.00	16,035,278	0.00	15,679,277	0.00	15,679,277	0.00
PROGRAM DISTRIBUTIONS	3,097,436	0.00	11,625,000	0.00	11,606,000	0.00	11,606,000	0.00
TOTAL - PD	3,097,436	0.00	11,625,000	0.00	11,606,000	0.00	11,606,000	0.00
GRAND TOTAL	\$36,108,274	665.46	\$50,011,365	661.21	\$49,636,364	661.21	\$49,636,364	661.21
GENERAL REVENUE	\$0	0.00	\$0	0.00	\$0	0.00	\$0	0.00
FEDERAL FUNDS	\$3,282,195	3.08	\$11,955,503	5.07	\$11,955,503	5.07	\$11,955,503	5.07
OTHER FUNDS	\$32,826,079	662.38	\$38,055,862	656.14	\$37,680,861	656.14	\$37,680,861	656.14

PROGRAM DESCRIPTION

Department of Natural Resources

HB Section(s): 6.285

Missouri State Parks

Program is found in the following core budget(s): Missouri State Parks

1. What does this program do?

State Parks Operations: The mission of Missouri State Parks (MSP) is to preserve and interpret the state's most outstanding natural features; to preserve and interpret the state's most outstanding cultural landmarks; and to provide compatible recreational opportunities in these areas. The division manages 88 state parks and historic sites plus the Roger Pryor Pioneer Backcountry. These state parks and historic sites are scattered throughout the state, each containing unique and diverse natural and cultural resources. The park system also includes five district offices and five support programs. Standardization of public services; efficient management of fiscal, personnel and equipment resources; property management of State Park lands and structures; providing information services, publicizing special events and managing a souvenir sales program; and consistent care for natural and cultural resources and recreation facilities require closely coordinated supervision and administration. In addition, the division provides law enforcement services and protection to park visitors, their property and the cultural and natural resources of the division.

Bruce R Watkins: The department, through a contractual agreement, assists the Kansas City Board of Parks and Recreation Commissioners with the operation of the Bruce R. Watkins Cultural Heritage Center, which stands in tribute to the legacy of Kansas City's early African American pioneers and embodies the artistic, cultural and social history of the African American experience. Payment in Lieu of Taxes: In November 1994, Missouri voters adopted an amendment to the Constitution which allows the department to use Parks Sales Tax funds to make payments to counties in lieu of property taxes on lands acquired by the department after July 1, 1985. This item allows the department to meet the intent of the State Constitution by making payment in lieu of 2015 and prior years' taxes to counties in a timely manner. Gifts to State Parks: MSP receives funds from donors, insurance settlements, court awards, and other sources that are usually directed toward the accomplishment of a specific purpose. State Parks Resale: Missouri State Parks purchases items for resale to the public and to stock a central warehouse for sale to the individual parks and sites. Resale items include souvenirs and publications such as books, pamphlets, posters, postcards and photographs and also includes visitor convenience and safety items sold at small park stores. The division continually strives to enhance and upgrade the state parks' souvenir sales. Concession Default: Should a state park concessionaire be unable to complete the period of their contract or if other emergency situations arise, such as not being able to award a contract or not having bidders for a contract, the division must operate and manage concession operations. Such operations include lodging, park stores, boat rentals, and other visitor services usually provided by contracted concessionaires until a new concessionaire contract can be awarded or the division obtains additional appropriation authority to operate the concession on a permanent basis so that customer service is uninterrupted. State Park Grants: The division identifies and pursues grants that are consistent with strategic priorities such as conservation assessment program grants, battlefield protection programs for historic sites, and Recreational Trails Program grants for state parks. By receiving federal grant awards, the department is able to use alternate funding sources to meet operational and resource needs of the state park system. MSP may also award grants, for example, Missouri State Parks has created a state sponsored bus grant program to increase the opportunities to engage school children in the State's natural and cultural resources. This grant embodies our mission to "interpret the states most outstanding natural and cultural landmarks and to provide recreational opportunities compatible with those resources." Introducing school children to the resources present in our state will give them hands-on experiences with their classroom lessons and foster both love and respect of the State's resources. Recreation Assistance Grants: Federal matching grants through Land and Water Conservation funds and Recreational Trails Program funds are available to develop parks and trails. The Land and Water Conservation Program offers funding for the acquisition and development of public outdoor recreation areas and facilities. The Recreational Trails Program provides funding to develop and maintain recreational trails and trail-related facilities for both non-motorized and motorized recreational trail uses. The department uses this appropriation to distribute these federal funds to communities and local governments.

PROGRAM DESCRIPTION

Department of Natural Resources

HB Section(s): 6.285

Missouri State Parks

Program is found in the following core budget(s): Missouri State Parks

1. What does this program do (continued)?

Missouri State Parks - Reconciliation					
	FY 2013	FY 2014	FY 2015	FY 2016	FY 2017
	Actual	Actual	Actual	Current	Gov Rec
Missouri State Parks Operations (78415C)	30,148,655	32,742,551	31,661,732	34,630,101	34,255,100
Bruce R Watkins (78422C)	100,000	100,000	100,000	100,000	100,000
PILT (78423C)	4,888	0	24,323	30,000	30,000
Parks Resale (78470C)	758,232	966,208	925,610	1,750,000	1,750,000
Gifts to State Parks (78415C)	161,523	55,641	41,560	1,250,000	1,250,000
Concession Default (78480C)	104,107	194,152	160,971	251,264	251,264
Grants to State Parks (78492C)	173,957	198,675	200,643	500,000	500,000
Outdoor Recreation Grants (78495C)	1,640,789	1,710,767	2,993,435	11,500,000	11,500,000
Total	33,092,151	35,967,994	36,108,274	50,011,365	49,636,364

Note: FY 2016 and FY 2017 include appropriation authority of \$7,900,000 to be used for encumbrance purposes only related to Outdoor Recreation Grants.

2. What is the authorization for this program, i.e., federal or state statute, etc.? (Include the federal program number, if applicable.)

RSMo Chapter 253	State Parks and Historic Preservation
Missouri Constitution, Article IV, Sections 47(a)(b)(c)	Natural Resources - Parks and Soil and Water Sales and Use Tax
RSMo Chapter 258	Outdoor Recreation

3. Are there federal matching requirements? If yes, please explain.

Land and Water Conservation Fund Grant	50% Local
Recreational Trails Program	20% State/Local

The division applies for various small grants throughout the fiscal year (matching requirements vary by grant). Current grants are as follows:

Federal Highway Administration National Historic Covered Bridge Grant	20% State
Missouri Bird Conservation Initiative Grants	50% State

PROGRAM DESCRIPTION

Department of Natural Resources

HB Section(s): 6.285

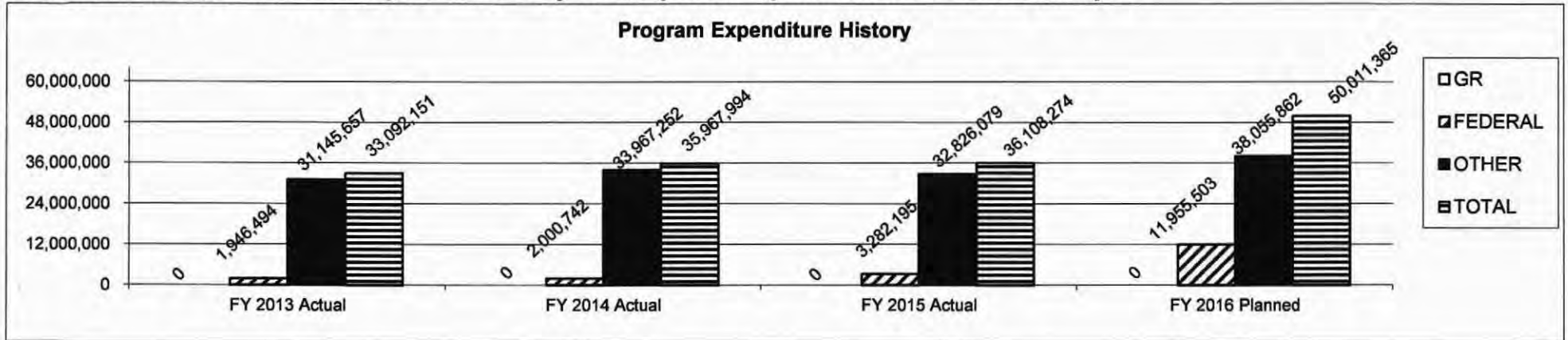
Missouri State Parks

Program is found in the following core budget(s): Missouri State Parks

4. Is this a federally mandated program? If yes, please explain.

The Department administers the Land and Water Conservation Fund (LWCF) on behalf of the National Parks Service and the Recreational Trails Program (RTP) on behalf of the Federal Highway Administration.

5. Provide actual expenditures for the prior three fiscal years and planned expenditures for the current fiscal year.



Note: Actual expenditures for all fiscal years are as of June 30 and do not include lapse period activities. For comparison purposes, prior year actual and current year financial data from Missouri State Parks' pass-through appropriations are included above. In many cases, pass through appropriation has been provided to allow for encumbrance and payment of our commitments, which often span multiple fiscal years causing high unexpended balances. Beginning in FY 2014, appropriations were provided for encumbrance purposes separate from expenditures, which is not included in the data above. Otherwise, FY 2016 Planned is shown at full appropriation.

6. What are the sources of the "Other " funds?

State Park Earnings Fund (0415); Cost Allocation Fund (0500); Parks Sales Tax Fund (0613); Meramec-Onondaga State Parks Fund (0698); and Babler State Park Fund (0911).

PROGRAM DESCRIPTION

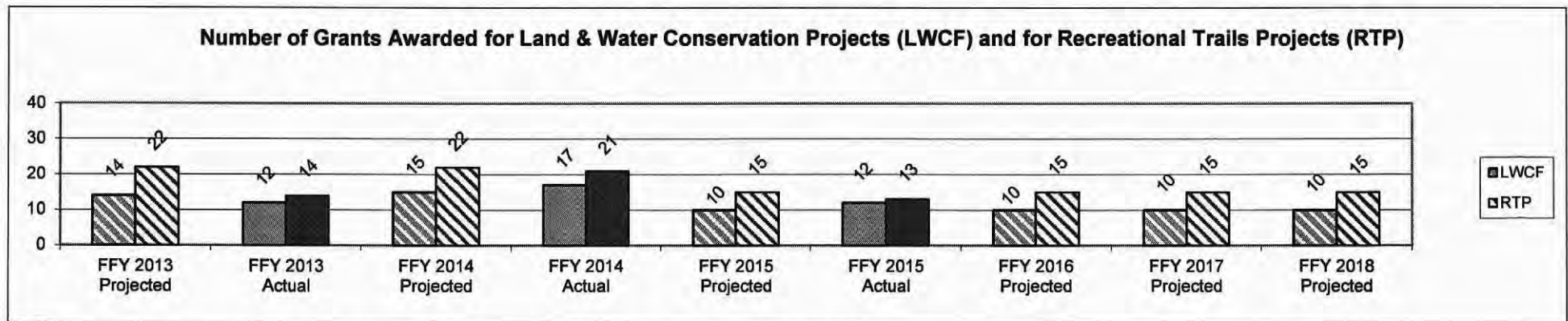
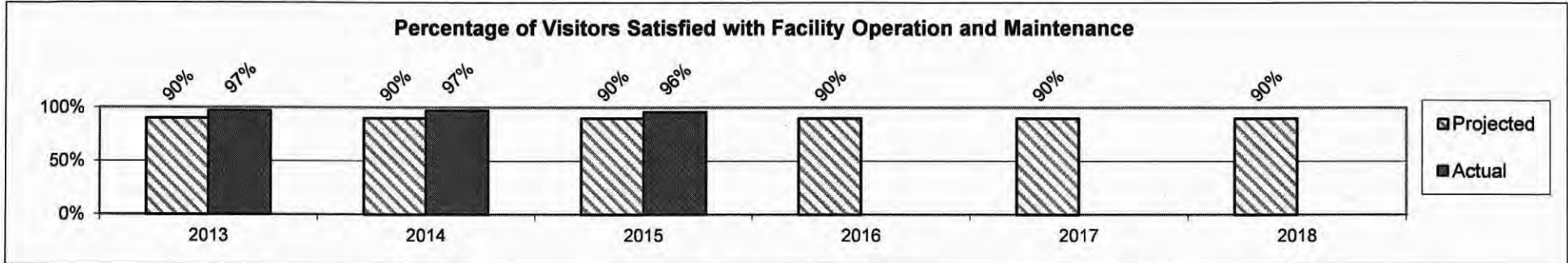
Department of Natural Resources

HB Section(s): 6.285

Missouri State Parks

Program is found in the following core budget(s): Missouri State Parks

7a. Provide an effectiveness measure.



Notes: FFY 2014 award amounts included available monies from FFY 2012 and FFY 2013.

PROGRAM DESCRIPTION

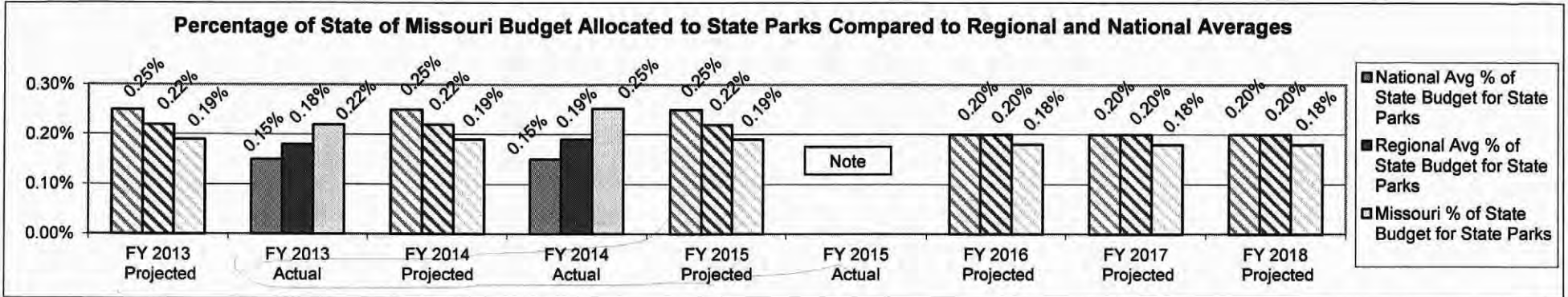
Department of Natural Resources

HB Section(s): 6.285

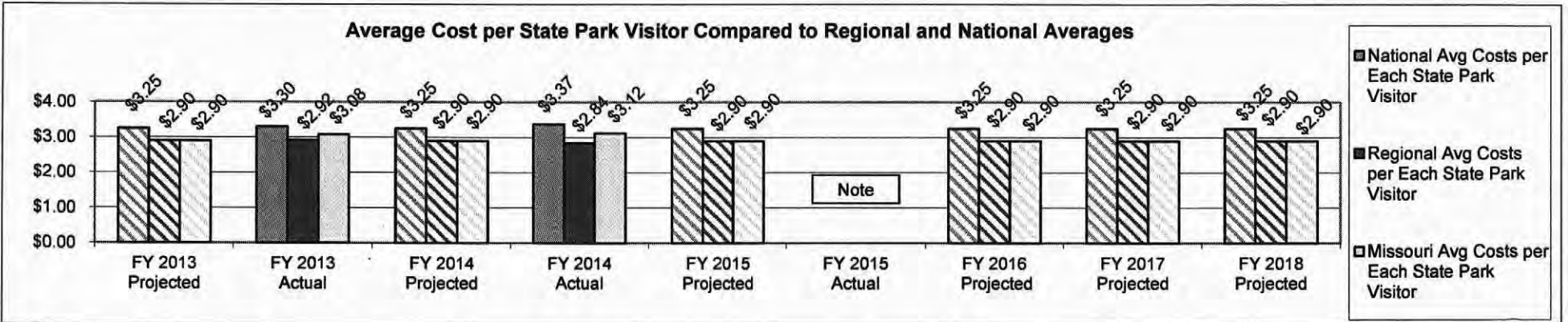
Missouri State Parks

Program is found in the following core budget(s): Missouri State Parks

7b. Provide an efficiency measure.



Notes: Data source is the National Association of State Park Directors Annual Information Exchange. FY 2015 actual data has not yet been received. National and regional figures do not necessarily include historic sites.



Notes: Data source is the National Association of State Park Directors Annual Information Exchange. FY 2015 actual data has not yet been received.

PROGRAM DESCRIPTION

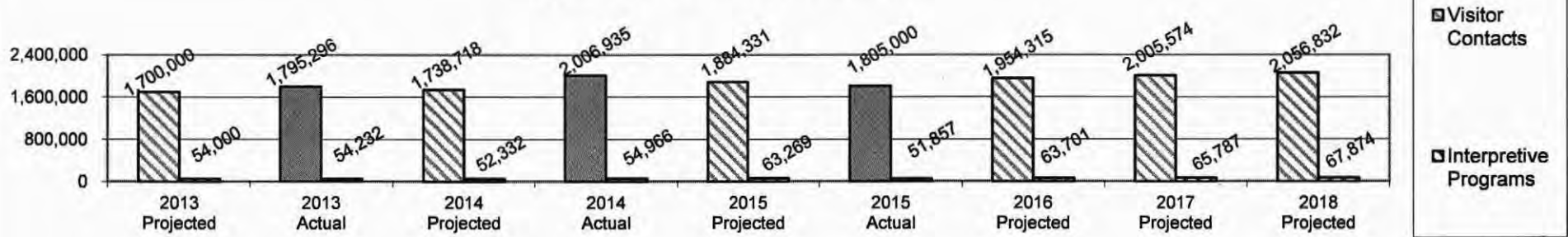
Department of Natural Resources **HB Section(s): 6.285**
Missouri State Parks
Program is found in the following core budget(s): Missouri State Parks

7c. Provide the number of clients/individuals served, if applicable.

Number of visits to Missouri State Parks and Historic Sites

	CY 2013 Projected	CY 2013 Actual	CY 2014 Projected	CY 2014 Actual	CY 2015 Projected	CY 2015 Actual	CY 2016 Projected	CY 2017 Projected	CY 2018 Projected
Number of Visits to State Park System	18,000,000	17,468,494	17,600,000	18,568,043	18,900,000	19,204,599	19,500,000	19,625,000	19,750,000

Interpretive Services at Missouri State Parks



PROGRAM DESCRIPTION

Department of Natural Resources

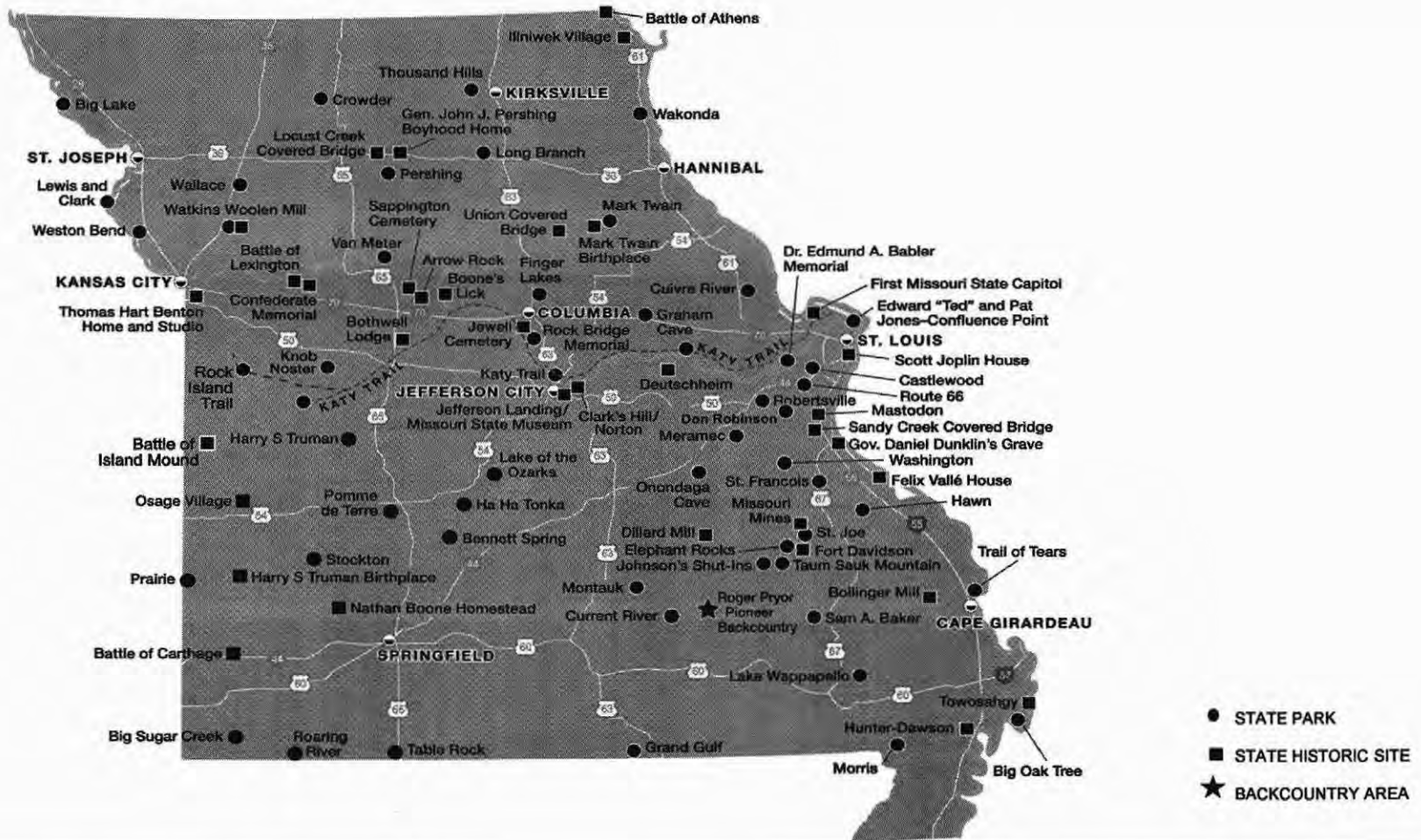
HB Section(s): 6.285

Missouri State Parks

Program is found in the following core budget(s): Missouri State Parks

7c. Provide the number of clients/individuals served, if applicable (continued).

Map of Missouri State Parks and Historic Sites



PROGRAM DESCRIPTION

Department of Natural Resources

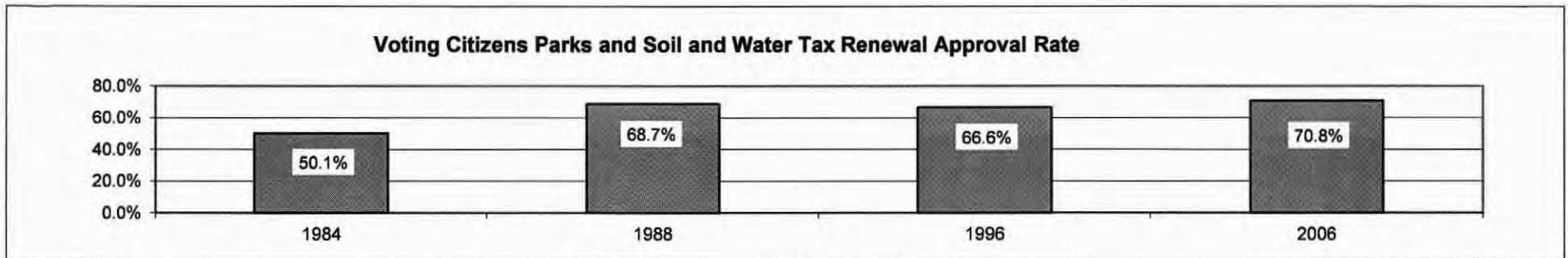
HB Section(s): 6.285

Missouri State Parks

Program is found in the following core budget(s): Missouri State Parks

7d. Provide a customer satisfaction measure, if available.

Missouri State Parks has adopted a 20/20 vision for the year 2020 to ensure the continued success of Missouri's system of state parks and historic sites as important reservoirs of our cultural and natural heritage for current and future generations to enjoy. The Parks 20/20 vision has three primary objectives: (1) to increase the visitation among all Missourians, especially the young; (2) to increase revenue to sustain operations, allow for growth and improve existing facilities; and (3) to develop a clear vision to ensure the relevance of state parks and historic sites in the future.



Note: The Parks, Soils and Water Sales Tax Amendment 1 was voted on in August 2006 and passed with 70.8% approval. The Parks, Soils and Water Sales Tax will be resubmitted to the voters in 2016.

NEW DECISION ITEM
RANK: 006 OF 015

Department of Natural Resources	Budget Unit 78415C
Missouri State Parks	
State Parks Operations Expansion DI# 1780002	House Bill 6.285

1. AMOUNT OF REQUEST

	FY 2017 Budget Request			
	GR	Federal	Other	Total
PS	0	0	0	0
EE	0	0	1,667,000	1,667,000
PSD	0	0	0	0
Total	0	0	1,667,000	1,667,000

FTE 0.00 0.00 0.00 0.00

Est. Fringe	0	0	0	0
--------------------	---	---	---	---

Note: Fringes budgeted in House Bill 5 except for certain fringes budgeted directly to MoDOT, Highway Patrol, and Conservation.

	FY 2017 Governor's Recommendation			
	GR	Fed	Other	Total
PS	0	0	0	0
EE	0	0	1,667,000	1,667,000
PSD	0	0	0	0
Total	0	0	1,667,000	1,667,000

FTE 0.00 0.00 0.00 0.00

Est. Fringe	0	0	0	0
--------------------	---	---	---	---

Note: Fringes budgeted in House Bill 5 except for certain fringes budgeted directly to MoDOT, Highway Patrol, and Conservation.

Other Funds: State Park Earnings Fund (0415) and Park Sales Tax Fund (0613)

2. THIS REQUEST CAN BE CATEGORIZED AS:

<input type="checkbox"/> New Legislation	<input type="checkbox"/> New Program	<input type="checkbox"/> Supplemental
<input type="checkbox"/> Federal Mandate	<input checked="" type="checkbox"/> Program Expansion	<input type="checkbox"/> Cost to Continue
<input type="checkbox"/> GR Pick-Up	<input type="checkbox"/> Space Request	<input type="checkbox"/> Equipment Replacement
<input type="checkbox"/> Pay Plan	<input type="checkbox"/> Other: _____	

3. WHY IS THIS FUNDING NEEDED? PROVIDE AN EXPLANATION FOR ITEMS CHECKED IN #2. INCLUDE THE FEDERAL OR STATE STATUTORY OR CONSTITUTIONAL AUTHORIZATION FOR THIS PROGRAM.

Missouri State Parks (MSP) needs additional expense and equipment appropriation authority for defaulted concession operations that are now operated by the department. Additionally, with the opening of the new state park, MSP needs appropriation authority to operate the park and concession operations. MSP also needs to establish a new agreement with the statewide sign vendor for the production of highway signs with Missouri State Parks' names. The recent contract includes a significant price increase.

NEW DECISION ITEM
RANK: 006 OF 015

Department of Natural Resources	Budget Unit <u>78415C</u>
Missouri State Parks	
State Parks Operations Expansion DI# 1780002	House Bill <u>6.285</u>

4. DESCRIBE THE DETAILED ASSUMPTIONS USED TO DERIVE THE SPECIFIC REQUESTED AMOUNT. (How did you determine that the requested number of FTE were appropriate? From what source or standard did you derive the requested levels of funding? Were alternatives such as outsourcing or automation considered? If based on new legislation, does request tie to TAFP fiscal note? If not, explain why. Detail which portions of the request are one-times and how those amounts were calculated.)

State Park Operations:

Missouri State Parks (MSP) is requesting expense and equipment appropriation authority of \$104,000 for previously defaulted concession operations . MSP has a specific appropriation intended for use when a concessionaire defaults on their operations contract and MSP needs to operate the facility. In some instances, MSP may decide to continue managing the operation, in which case the costs should be funded by regular personal service and expense and equipment appropriations. These sites include Lake Ozark State Park Marina, J. Huston Tavern at Arrow Rock State Historic Site, Felix Valle State Historic Site, and Long Branch State Park.

New State Park:

Missouri State Parks (MSP) is requesting expense and equipment appropriation related to the new state park which will have a lodge, multiple cabins, a campground, and recreational activities. Based on the operational costs of similar state parks, we currently estimate the annual cost to operate the entire state park, including both concessions and maintenance, to be \$1,363,000. The estimate was calculated based on operations of a similar sized facility and the anticipated cost to operate the concessions operations.

Signs Program:

Missouri State Parks will need to purchase our highway signage from the MoDOT authorized vendor. To maintain our current replacement schedule, plus include additional signs that have started deteriorating to the point of necessary replacement, MSP will need \$200,000 in expense and equipment authority to operate under the new contract.

NEW DECISION ITEM
RANK: 006 OF 015

Department of Natural Resources	Budget Unit 78415C
Missouri State Parks	
State Parks Operations Expansion	DI# 1780002
	House Bill 6.285

5. BREAK DOWN THE REQUEST BY BUDGET OBJECT CLASS, JOB CLASS, AND FUND SOURCE. IDENTIFY ONE-TIME COSTS.

Budget Object Class/Job Class	Dept Req GR DOLLARS	Dept Req GR FTE	Dept Req FED DOLLARS	Dept Req FED FTE	Dept Req OTHER DOLLARS	Dept Req OTHER FTE	Dept Req TOTAL DOLLARS	Dept Req TOTAL FTE	Dept Req One-Time DOLLARS
Total PS	0	0.00	0	0.00	0	0.00	0	0.00	0
140/ Travel, In-State					13,200		13,200		
180/ Fuel & Utilities					97,900		97,900		
190/ Supplies					286,600		286,600		
320/ Professional Development					2,100		2,100		
340/ Communication Servs & Supplies					29,200		29,200		19,065
400/ Professional Services					940,800		940,800		
420/ Housekeeping & Janitorial Services					19,000		19,000		
430/ M&R Services					20,100		20,100		
560/ Motorized Equipment					73,542		73,542		73,542
580/ Office Equipment					11,900		11,900		11,900
590/ Other Equipment					158,400		158,400		98,833
690/ Equipment Rental & Leases					1,200		1,200		
740/ Miscellaneous Expenses					13,058		13,058		
Total EE	0		0		1,667,000		1,667,000		203,340
Total PSD	0		0		0		0		0
Grand Total	0	0.00	0	0.00	1,667,000	0.00	1,667,000	0.00	203,340

NEW DECISION ITEM
RANK: 006 OF 015

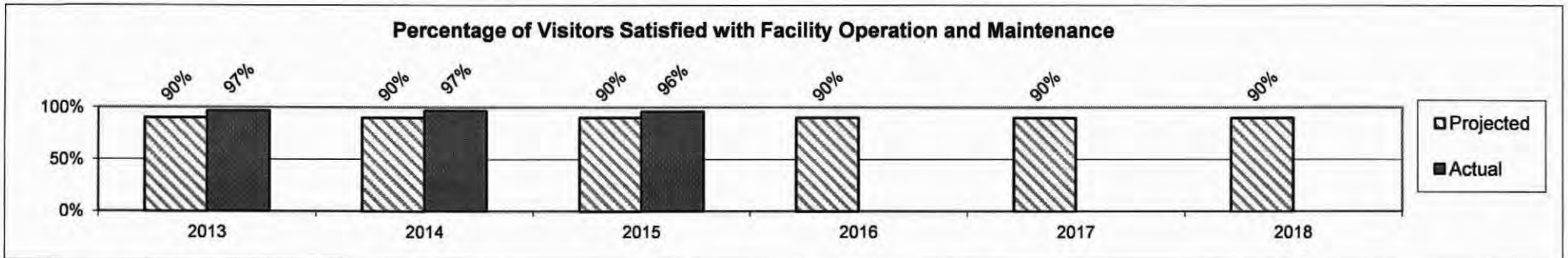
Department of Natural Resources	Budget Unit <u>78415C</u>								
Missouri State Parks									
State Parks Operations Expansion	DI# <u>1780002</u>	House Bill <u>6.285</u>							
Budget Object Class/Job Class	Gov Rec GR DOLLARS	Gov Rec GR FTE	Gov Rec FED DOLLARS	Gov Rec FED FTE	Gov Rec OTHER DOLLARS	Gov Rec OTHER FTE	Gov Rec TOTAL DOLLARS	Gov Rec TOTAL FTE	Gov Rec One-Time DOLLARS
Total PS	0	0.00	0	0.00	0	0.00	0	0.00	0
140/ Travel, In-State					13,200		13,200		
180/ Fuel & Utilities					97,900		97,900		
190/ Supplies					286,600		286,600		
320/ Professional Development					2,100		2,100		
340/ Communication Servs & Supplies					29,200		29,200		19,065
400/ Professional Services					940,800		940,800		
420/ Housekeeping & Janitorial Services					19,000		19,000		
430/ M&R Services					20,100		20,100		
560/ Motorized Equipment					73,542		73,542		73,542
580/ Office Equipment					11,900		11,900		11,900
590/ Other Equipment					158,400		158,400		98,833
690/ Equipment Rental & Leases					1,200		1,200		
740/ Miscellaneous Expenses					13,058		13,058		
Total EE	0		0		1,667,000		1,667,000		203,340
Total PSD	0		0		0		0		0
Grand Total	0	0.00	0	0.00	1,667,000	0.00	1,667,000	0.00	203,340

NEW DECISION ITEM
RANK: 006 OF 015

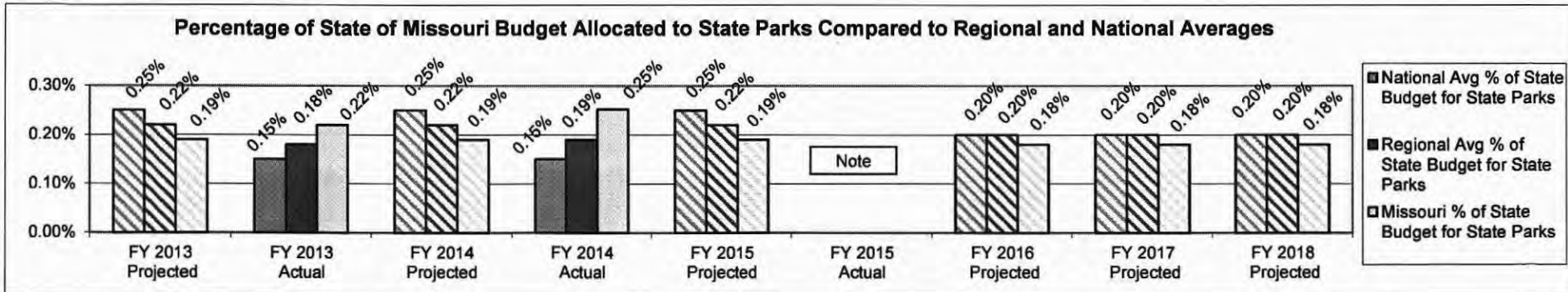
Department of Natural Resources	Budget Unit 78415C
Missouri State Parks	
State Parks Operations Expansion	DI# 1780002
	House Bill 6.285

6. PERFORMANCE MEASURES (If new decision item has an associated core, separately identify projected performance with & without additional funding.)

6a. Provide an effectiveness measure.



6b. Provide an efficiency measure.



Notes: Data source is the National Association of State Park Directors Annual Information Exchange. FY 2015 actual data has not yet been received.

NEW DECISION ITEM
RANK: 006 OF 015

Department of Natural Resources	Budget Unit 78415C
Missouri State Parks	
State Parks Operations Expansion DI# 1780002	House Bill 6.285

6c. Provide the number of clients/individuals served, if applicable.

Number of visits to Missouri State Parks and Historic Sites

	CY 2013 Projected	CY 2013 Actual	CY 2014 Projected	CY 2014 Actual	CY 2015 Projected	CY 2015 Actual	CY 2016 Projected	CY 2017 Projected	CY 2018 Projected
Number of Visits to State Park System	18,000,000	17,468,494	17,600,000	18,568,043	18,900,000	19,204,599	19,500,000	19,625,000	19,750,000

6d. Provide a customer satisfaction measure, if available.

Missouri State Parks has a consistent record of excellence, and the state park system has been ranked as one of the top four in the nation on eight separate occasions. Missouri has also been named the best state for camping and the best trails state. In a recent USA Today readers poll, Ha Ha Tonka State Park in Camdenon was ranked as one of the top 5 parks in the nation and Johnson's Shut-Ins State Park near Lesterville was included on the list of the country's top 10 swimming holes.

7. STRATEGIES TO ACHIEVE THE PERFORMANCE MEASUREMENT TARGETS:

Provide sufficient funding to facilities to maintain the state park system and increase outdoor recreation opportunities within the state park system.

The Division is actively participating in the Governor's Children in Nature Challenge. This initiative challenges communities to take action to enhance children's education about nature, and increase children's opportunities to personally experience nature and the outdoors. Missouri state parks and historic sites coordinate numerous special events and programs to promote this initiative.

The division is participating in The 100 Missouri Miles Challenge which was originally launched in 2013 by Governor and First Lady Nixon to celebrate Missouri's distinction as the "Best Trails State" in America. Since that time the 100 Missouri Miles Challenge has established itself as a fun way for Missourians to get outdoors and enjoy physical activity.

MISSOURI DEPARTMENT OF NATURAL RESOURCES

DECISION ITEM DETAIL

Budget Unit	FY 2015	FY 2015	FY 2016	FY 2016	FY 2017	FY 2017	FY 2017	FY 2017
Decision Item	ACTUAL	ACTUAL	BUDGET	BUDGET	DEPT REQ	DEPT REQ	GOV REC	GOV REC
Budget Object Class	DOLLAR	FTE	DOLLAR	FTE	DOLLAR	FTE	DOLLAR	FTE
STATE PARKS OPERATION								
State Parks Operations Expansn - 1780002								
TRAVEL, IN-STATE	0	0.00	0	0.00	13,200	0.00	13,200	0.00
FUEL & UTILITIES	0	0.00	0	0.00	97,900	0.00	97,900	0.00
SUPPLIES	0	0.00	0	0.00	286,600	0.00	286,600	0.00
PROFESSIONAL DEVELOPMENT	0	0.00	0	0.00	2,100	0.00	2,100	0.00
COMMUNICATION SERV & SUPP	0	0.00	0	0.00	29,200	0.00	29,200	0.00
PROFESSIONAL SERVICES	0	0.00	0	0.00	940,800	0.00	940,800	0.00
HOUSEKEEPING & JANITORIAL SERV	0	0.00	0	0.00	19,000	0.00	19,000	0.00
M&R SERVICES	0	0.00	0	0.00	20,100	0.00	20,100	0.00
MOTORIZED EQUIPMENT	0	0.00	0	0.00	73,542	0.00	73,542	0.00
OFFICE EQUIPMENT	0	0.00	0	0.00	11,900	0.00	11,900	0.00
OTHER EQUIPMENT	0	0.00	0	0.00	158,400	0.00	158,400	0.00
EQUIPMENT RENTALS & LEASES	0	0.00	0	0.00	1,200	0.00	1,200	0.00
MISCELLANEOUS EXPENSES	0	0.00	0	0.00	13,058	0.00	13,058	0.00
TOTAL - EE	0	0.00	0	0.00	1,667,000	0.00	1,667,000	0.00
GRAND TOTAL	\$0	0.00	\$0	0.00	\$1,667,000	0.00	\$1,667,000	0.00
GENERAL REVENUE	\$0	0.00	\$0	0.00	\$0	0.00	\$0	0.00
FEDERAL FUNDS	\$0	0.00	\$0	0.00	\$0	0.00	\$0	0.00
OTHER FUNDS	\$0	0.00	\$0	0.00	\$1,667,000	0.00	\$1,667,000	0.00

MISSOURI DEPARTMENT OF NATURAL RESOURCES

DECISION ITEM SUMMARY

Budget Unit								
Decision Item	FY 2015	FY 2015	FY 2016	FY 2016	FY 2017	FY 2017	FY 2017	FY 2017
Budget Object Summary	ACTUAL	ACTUAL	BUDGET	BUDGET	DEPT REQ	DEPT REQ	GOV REC	GOV REC
Fund	DOLLAR	FTE	DOLLAR	FTE	DOLLAR	FTE	DOLLAR	FTE
HISTORIC PRESERVATION								
CORE								
PERSONAL SERVICES								
DEPT NATURAL RESOURCES	347,272	8.69	399,334	10.11	399,334	10.11	399,334	10.11
HISTORIC PRESERVATION REVOLV	145,794	3.73	198,954	4.60	198,954	4.60	198,954	4.60
ECON DEVELOP ADVANCEMENT FUND	85,718	2.07	100,936	2.54	100,936	2.54	100,936	2.54
TOTAL - PS	578,784	14.49	699,224	17.25	699,224	17.25	699,224	17.25
EXPENSE & EQUIPMENT								
DEPT NATURAL RESOURCES	74,435	0.00	60,026	0.00	90,026	0.00	90,026	0.00
HISTORIC PRESERVATION REVOLV	18,324	0.00	31,314	0.00	31,314	0.00	31,314	0.00
ECON DEVELOP ADVANCEMENT FUND	5,985	0.00	10,853	0.00	10,853	0.00	10,853	0.00
TOTAL - EE	98,744	0.00	102,193	0.00	132,193	0.00	132,193	0.00
PROGRAM-SPECIFIC								
DEPT NATURAL RESOURCES	246,286	0.00	590,000	0.00	560,000	0.00	560,000	0.00
HISTORIC PRESERVATION REVOLV	467,894	0.00	1,807,243	0.00	1,807,243	0.00	1,807,243	0.00
TOTAL - PD	714,180	0.00	2,397,243	0.00	2,367,243	0.00	2,367,243	0.00
TOTAL	1,391,708	14.49	3,198,660	17.25	3,198,660	17.25	3,198,660	17.25
Pay Plan - 0000012								
PERSONAL SERVICES								
DEPT NATURAL RESOURCES	0	0.00	0	0.00	0	0.00	7,987	0.00
HISTORIC PRESERVATION REVOLV	0	0.00	0	0.00	0	0.00	3,978	0.00
ECON DEVELOP ADVANCEMENT FUND	0	0.00	0	0.00	0	0.00	2,019	0.00
TOTAL - PS	0	0.00	0	0.00	0	0.00	13,984	0.00
TOTAL	0	0.00	0	0.00	0	0.00	13,984	0.00
A&E Historic Preservation Pmts - 1780014								
PROGRAM-SPECIFIC								
HISTORIC PRESERVATION REVOLV	0	0.00	0	0.00	0	0.00	210,000	0.00
TOTAL - PD	0	0.00	0	0.00	0	0.00	210,000	0.00
TOTAL	0	0.00	0	0.00	0	0.00	210,000	0.00
GRAND TOTAL	\$1,391,708	14.49	\$3,198,660	17.25	\$3,198,660	17.25	\$3,422,644	17.25

1/21/16 9:54

lm_disummary

CORE DECISION ITEM

Department of Natural Resources	Budget Unit <u>78420C</u>
Missouri State Parks	
State Historic Preservation Core	HB Section <u>6.290</u>

1. CORE FINANCIAL SUMMARY

	FY 2017 Budget Request					FY 2017 Governor's Recommendation			
	GR	Federal	Other	Total		GR	Fed	Other	Total
PS	0	399,334	299,890	699,224	PS	0	399,334	299,890	699,224
EE	0	90,026	42,167	132,193	EE	0	90,026	42,167	132,193
PSD	0	560,000	1,807,243	2,367,243	PSD	0	560,000	1,807,243	2,367,243
Total	0	1,049,360	2,149,300	3,198,660	Total	0	1,049,360	2,149,300	3,198,660
FTE	0.00	10.11	7.14	17.25	FTE	0.00	10.11	7.14	17.25
Est. Fringe	0	190,043	142,718	332,761	Est. Fringe	0	190,043	142,718	332,761
<i>Note: Fringes budgeted in House Bill 5 except for certain fringes budgeted directly to MoDOT, Highway Patrol, and Conservation.</i>					<i>Note: Fringes budgeted in House Bill 5 except for certain fringes budgeted directly to MoDOT, Highway Patrol, and Conservation.</i>				

Other Funds: Historic Preservation Revolving Fund (0430); Economic Development Advancement Fund (0783)

2. CORE DESCRIPTION

The State Historic Preservation Office (SHPO) works with citizens and groups throughout the state to identify, evaluate and protect Missouri's diverse range of historic, architectural and archaeological resources. The SHPO coordinates nominations to the National Register of Historic Places, is responsible for Section 106 reviews, reviews rehabilitation projects for state and federal income tax credits, and responds to archaeological issues such as unmarked human burials.

Historic Preservation Grants provides authority to pass federal funds through for historic preservation grants and contracts. These grants are part of the department's grant from the federal Historic Preservation Fund and are used to support preservation activities in the State of Missouri. This appropriation also provides authority to pass Historic Preservation Revolving funds through for financial assistance to aid in the preservation of historically-significant publicly owned properties, such as county courthouses, city halls, or educational facilities, through the Missouri Heritage Properties Program.

3. PROGRAM LISTING (list programs included in this core funding)

State Historic Preservation

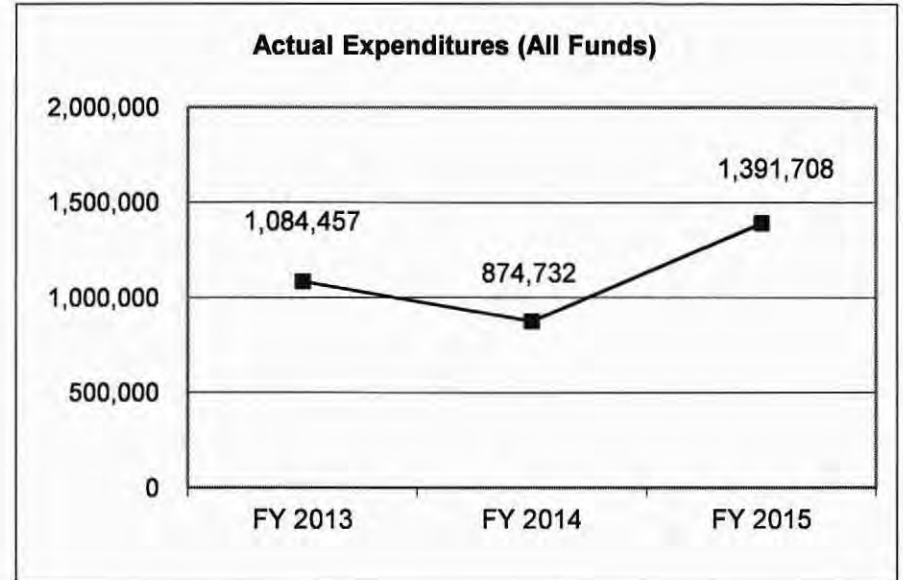
CORE DECISION ITEM

Department of Natural Resources
Missouri State Parks
State Historic Preservation Core

Budget Unit 78420C
HB Section 6.290

4. FINANCIAL HISTORY

	FY 2013 Actual	FY 2014 Actual	FY 2015 Actual	FY 2016 Current Yr.
Appropriation (All Funds) (1)	3,196,252	3,187,426	3,194,912	3,198,660
Less Reverted (All Funds)	0	0	0	N/A
Less Restricted (All Funds)	0	0	0	N/A
Budget Authority (All Funds)	3,196,252	3,187,426	3,194,912	N/A
Actual Expenditures (All Funds)	1,084,457	874,732	1,391,708	N/A
Unexpended (All Funds)	2,111,795	2,312,694	1,803,204	N/A
Unexpended, by Fund:				
General Revenue	0	0	0	N/A
Federal	555,108	431,576	379,226	N/A
Other	1,556,687	1,881,118	1,423,978	N/A
	(2)	(2)	(2)	



Reverted includes the statutory three-percent reserve amount (when applicable).

Restricted includes any Governor's Expenditure Restrictions which remained at the end of the fiscal year (when applicable).

Actual expenditures for all fiscal years are as of June 30 and do not include lapse period activities.

NOTES:

(1) For comparison purposes, prior year actual and current year financial data includes operating and pass-through appropriations.

(2) In many cases, pass-through appropriations are set at a level to encumber and pay our commitments, which often span multiple fiscal years. This often causes high unexpended appropriation balances. Unexpended appropriation for Other Funds was higher in years when the transfer from the nonresident professional athlete and entertainer tax was less than previous years for the Historic Preservation Revolving Fund, therefore less grant awards were made.

CORE DECISION ITEM

Department of Natural Resources	Budget Unit <u>78420C</u>
Missouri State Parks	
State Historic Preservation Core	HB Section <u>6.290</u>

4. FINANCIAL HISTORY (continued)

State Historic Preservation - Reconciliation

	FY 2013 Actual	FY 2014 Actual	FY 2015 Actual	FY 2016 Current	FY 2017 Gov Rec
State Historic Preservation Office (78420C)	668,081	672,102	639,352	791,417	791,417
Historic Preservation Grants (78490C)	416,376	202,630	752,356	2,407,243	2,407,243
Total	1,084,457	874,732	1,391,708	3,198,660	3,198,660

CORE RECONCILIATION DETAIL

**DEPARTMENT OF NATURAL RESOURCES
HISTORIC PRESERVATION**

5. CORE RECONCILIATION DETAIL

				Budget Class	FTE	GR	Federal	Other	Total	Explanation	
TAFP AFTER VETOES											
				PS	17.25	0	399,334	299,890	699,224		
				EE	0.00	0	60,026	42,167	102,193		
				PD	0.00	0	590,000	1,807,243	2,397,243		
				Total	17.25	0	1,049,360	2,149,300	3,198,660		
DEPARTMENT CORE ADJUSTMENTS											
Core Reallocation	692	1885		PS	(0.00)	0	0	0	0	0 Core reallocations will more closely align the budget with planned spending.	
Core Reallocation	692	2834		PS	(0.00)	0	0	0	0	(0) Core reallocations will more closely align the budget with planned spending.	
Core Reallocation	692	1883		PS	0.00	0	0	0	0	(0) Core reallocations will more closely align the budget with planned spending.	
Core Reallocation	724	7822		EE	0.00	0	30,000	0	30,000	Core reallocations will more closely align the budget with planned spending.	
Core Reallocation	724	7822		PD	0.00	0	(30,000)	0	(30,000)	Core reallocations will more closely align the budget with planned spending.	
NET DEPARTMENT CHANGES					0.00	0	0	0	0	0	
DEPARTMENT CORE REQUEST											
				PS	17.25	0	399,334	299,890	699,224		
				EE	0.00	0	90,026	42,167	132,193		

CORE RECONCILIATION DETAIL

**DEPARTMENT OF NATURAL RESOURCES
HISTORIC PRESERVATION**

5. CORE RECONCILIATION DETAIL

	Budget Class	FTE	GR	Federal	Other	Total	Explanation
DEPARTMENT CORE REQUEST							
	PD	0.00	0	560,000	1,807,243	2,367,243	
	Total	17.25	0	1,049,360	2,149,300	3,198,660	
GOVERNOR'S RECOMMENDED CORE							
	PS	17.25	0	399,334	299,890	699,224	
	EE	0.00	0	90,026	42,167	132,193	
	PD	0.00	0	560,000	1,807,243	2,367,243	
	Total	17.25	0	1,049,360	2,149,300	3,198,660	

MISSOURI DEPARTMENT OF NATURAL RESOURCES

DECISION ITEM DETAIL

Budget Unit	FY 2015	FY 2015	FY 2016	FY 2016	FY 2017	FY 2017	FY 2017	FY 2017
Decision Item	ACTUAL	ACTUAL	BUDGET	BUDGET	DEPT REQ	DEPT REQ	GOV REC	GOV REC
Budget Object Class	DOLLAR	FTE	DOLLAR	FTE	DOLLAR	FTE	DOLLAR	FTE
HISTORIC PRESERVATION								
CORE								
ADMIN OFFICE SUPPORT ASSISTANT	29,813	1.00	29,973	1.00	29,976	1.00	29,976	1.00
SR OFC SUPPORT ASST (KEYBRD)	47,071	1.83	51,654	2.00	51,648	2.00	51,648	2.00
EXECUTIVE I	7,878	0.25	30,990	1.00	32,628	1.00	32,628	1.00
CULTURAL RESOURCE PRES I	113,294	3.19	108,351	3.00	144,815	4.00	144,815	4.00
CULTURAL RESOURCE PRES II	141,184	3.30	249,791	6.00	171,192	4.00	171,192	4.00
ARCHITECT II	124,914	2.50	150,263	3.00	146,292	3.00	146,292	3.00
ARCHITECT III	4,929	0.09	0	0.00	0	0.00	0	0.00
NATURAL RESOURCES MGR B2	79,215	1.30	61,338	1.00	61,340	1.00	61,340	1.00
OFFICE WORKER MISCELLANEOUS	29,573	0.98	16,864	0.25	61,333	1.25	61,333	1.25
SEASONAL AIDE	913	0.05	0	0.00	0	0.00	0	0.00
TOTAL - PS	578,784	14.49	699,224	17.25	699,224	17.25	699,224	17.25
TRAVEL, IN-STATE	21,636	0.00	16,679	0.00	23,399	0.00	23,399	0.00
TRAVEL, OUT-OF-STATE	934	0.00	2,505	0.00	2,505	0.00	2,505	0.00
FUEL & UTILITIES	0	0.00	1,267	0.00	3	0.00	3	0.00
SUPPLIES	17,356	0.00	16,683	0.00	30,836	0.00	30,836	0.00
PROFESSIONAL DEVELOPMENT	9,156	0.00	14,555	0.00	11,246	0.00	11,246	0.00
COMMUNICATION SERV & SUPP	4,914	0.00	9,237	0.00	5,800	0.00	5,800	0.00
PROFESSIONAL SERVICES	42,427	0.00	34,222	0.00	53,500	0.00	53,500	0.00
HOUSEKEEPING & JANITORIAL SERV	0	0.00	12	0.00	3	0.00	3	0.00
M&R SERVICES	293	0.00	1,633	0.00	551	0.00	551	0.00
OFFICE EQUIPMENT	935	0.00	1,280	0.00	1,250	0.00	1,250	0.00
OTHER EQUIPMENT	256	0.00	910	0.00	1,000	0.00	1,000	0.00
PROPERTY & IMPROVEMENTS	0	0.00	600	0.00	0	0.00	0	0.00
MISCELLANEOUS EXPENSES	837	0.00	2,610	0.00	2,100	0.00	2,100	0.00
TOTAL - EE	98,744	0.00	102,193	0.00	132,193	0.00	132,193	0.00
PROGRAM DISTRIBUTIONS	714,180	0.00	2,397,243	0.00	2,367,243	0.00	2,367,243	0.00
TOTAL - PD	714,180	0.00	2,397,243	0.00	2,367,243	0.00	2,367,243	0.00
GRAND TOTAL	\$1,391,708	14.49	\$3,198,660	17.25	\$3,198,660	17.25	\$3,198,660	17.25
GENERAL REVENUE	\$0	0.00	\$0	0.00	\$0	0.00	\$0	0.00
FEDERAL FUNDS	\$667,993	8.69	\$1,049,360	10.11	\$1,049,360	10.11	\$1,049,360	10.11
OTHER FUNDS	\$723,715	5.80	\$2,149,300	7.14	\$2,149,300	7.14	\$2,149,300	7.14

PROGRAM DESCRIPTION

Department of Natural Resources	HB Section(s): 6.290
MSP - State Historic Preservation	
Program is found in the following core budget(s): State Historic Preservation	

1. What does this program do?

State Historic Preservation Office Operations: The State Historic Preservation Office (SHPO), in partnership with the U.S. Department of the Interior's National Park Service and local governments, is carrying out the mandates of the National Historic Preservation Act of 1966 (NHPA) in Missouri. The SHPO works with citizens and groups throughout the state to identify, evaluate and protect Missouri's diverse range of historic, architectural and archaeological resources. The SHPO funds and coordinates surveys to identify historic, architectural and archaeological resources throughout the state. The most significant properties identified in the surveys are nominated to the National Register of Historic Places, the federal list of properties deemed worthy of recognition and protection. This office is responsible for Section 106 reviews of federally funded or assisted projects to ensure compliance with federal preservation legislation. The office works with property owners, architects and developers to ensure that rehabilitation projects qualify for rehabilitation tax credits. Currently, both state and federal income tax credits are available for the qualified rehabilitation of certain historic properties. SHPO staff are responsible for responding to cases involving the discovery of unmarked human burials and providing educational services to the public to promote awareness and understanding of historic preservation.

Historic Preservation Grants: The State Historic Preservation Program is responsible for encouraging and supporting statewide activities leading to the identification, evaluation, and protection of Missouri's prehistoric, historic, and cultural resources. The NHPA, as amended, established a partnership between the federal government, state and local governments, and Certified Local Governments to help identify and protect historic resources. The federal program requires that states "pass-through" 10% of their federal allocation to help participating local governments carry out preservation activities in their communities. Pass through grants to local governments can be used for historic resource identification and survey activities, National Register nomination, planning activities, and educational activities. The Historic Preservation Revolving Fund provides financial assistance to aid in the preservation of historically-significant publicly owned properties, such as county courthouses, city halls, or educational facilities, through the Missouri Heritage Properties Program. These National Register-listed or eligible historic resources typically cannot benefit from other funding tools such as the preservation tax credits. This Historic Preservation Revolving Fund appropriation is used to pay existing obligations; new grants are awarded as funding becomes available.

State Historic Preservation - Reconciliation					
	FY 2013	FY 2014	FY 2015	FY 2016	FY 2017
	Actual	Actual	Actual	Current	Gov Rec
State Historic Preservation Office (78420C)	668,081	672,102	639,352	791,417	791,417
Historic Preservation Grants (78490C)	416,376	202,630	752,356	2,407,243	2,407,243
Total	1,084,457	874,732	1,391,708	3,198,660	3,198,660

PROGRAM DESCRIPTION

Department of Natural Resources **HB Section(s): 6.290**
MSP - State Historic Preservation
Program is found in the following core budget(s): State Historic Preservation

2. What is the authorization for this program, i.e., federal or state statute, etc.? (Include the federal program number, if applicable.)

16 USC 470f - Section 106	National Historic Preservation Act
RSMo 194.400-194.410	Unmarked Human Burial Sites
RSMo Chapter 253	State Parks and Historic Preservation
RSMo 253.022	Department to administer the National Historic Preservation Act
RSMo 253.408-253.412	State Historic Preservation Act
RSMo 253.400-253.407	Historic Preservation Revolving Fund Act
RSMo 253.415	Local Historic Preservation Act
RSMo 253.420	Historic Shipwrecks, Salvage or Excavation Regulations
RSMo 253.545-253.561	Historic Structures Rehabilitation Tax Credit

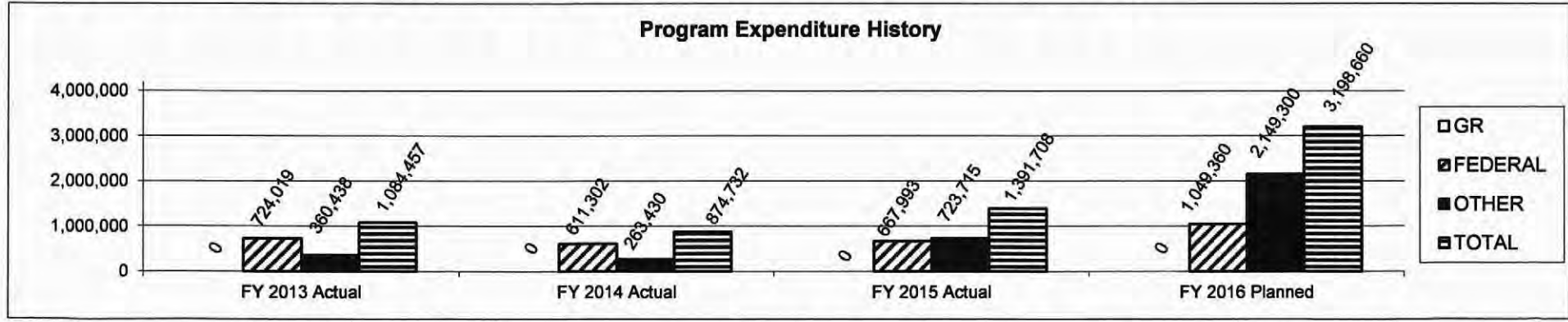
3. Are there federal matching requirements? If yes, please explain.

Historic Preservation Fund Grant	40% State/Local
National Park Service Trails System Project	100% Federal

4. Is this a federally mandated program? If yes, please explain.

SHPO administers the National Historic Preservation Act of 1966, which specifies requirements for state historic preservation offices.

5. Provide actual expenditures for the prior three fiscal years and planned expenditures for the current fiscal year.



Notes: Actual expenditures for all fiscal years are as of June 30 and do not include lapse period activities. Financial data includes operating and pass-through appropriations. Core pass-through appropriations are set at a level to encumber and pay our commitments, which often span multiple fiscal years. FY 2016 Planned is shown at full appropriation.

PROGRAM DESCRIPTION

Department of Natural Resources
MSP - State Historic Preservation

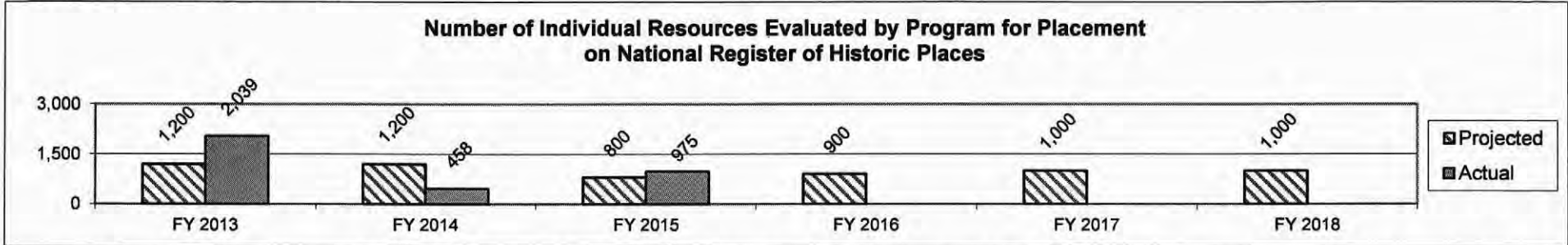
HB Section(s): 6.290

Program is found in the following core budget(s): State Historic Preservation

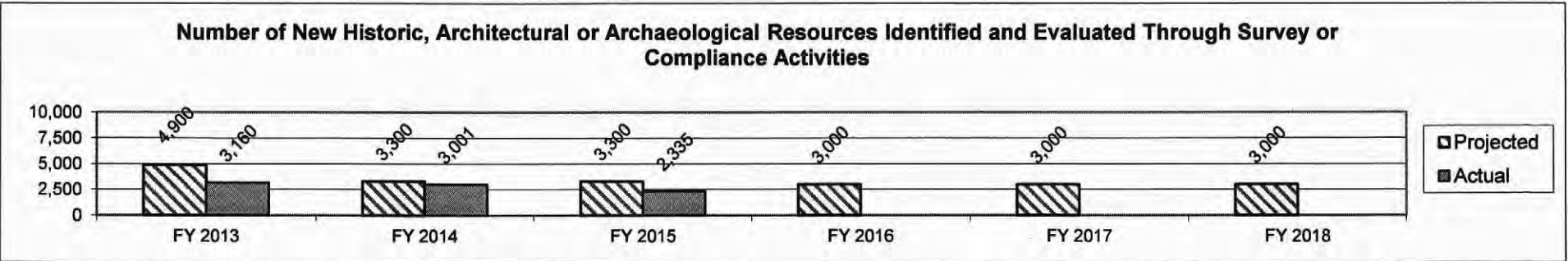
6. What are the sources of the "Other " funds?

Historic Preservation Revolving Fund (0430); Economic Development Advancement Fund (0783)

7a. Provide an effectiveness measure.



Individual resources include all historic properties identified in listings and placed on the Register such as buildings, sites, structures and objects identified in individual, group and district nominations. In FY 2013 the department saw an increase to the number of individual resources evaluated as a result of architectural surveys done by Certified Local Governments and the increase in projects reviewed as part of American Recovery and Reinvestment Act activities.



Under Section 106 of the National Historic Preservation Act, any expenditure of federal funds or issuance of a federal license requires the recipient of such funds or license to initiate a Section 106 review by SHPO staff to assess the impact the undertaking will have on historic resources listed or eligible for listing in the National Register.

PROGRAM DESCRIPTION

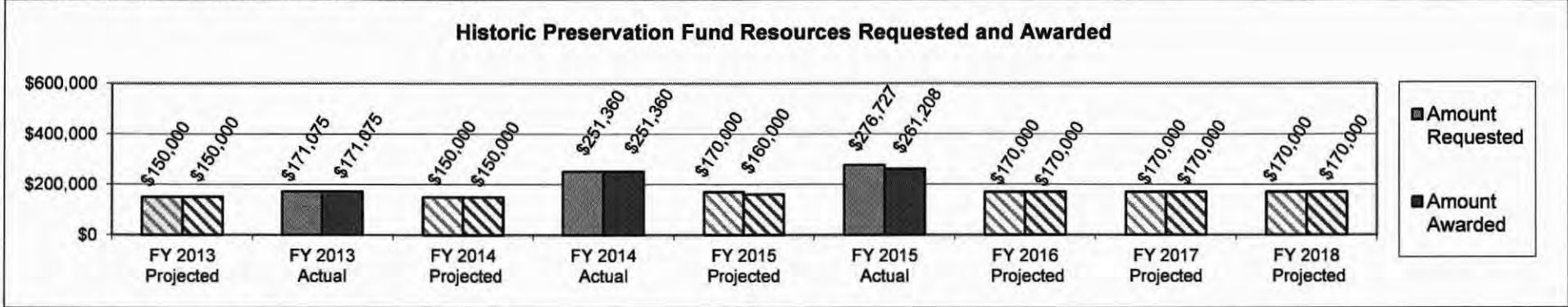
Department of Natural Resources

HB Section(s): 6.290

MSP - State Historic Preservation

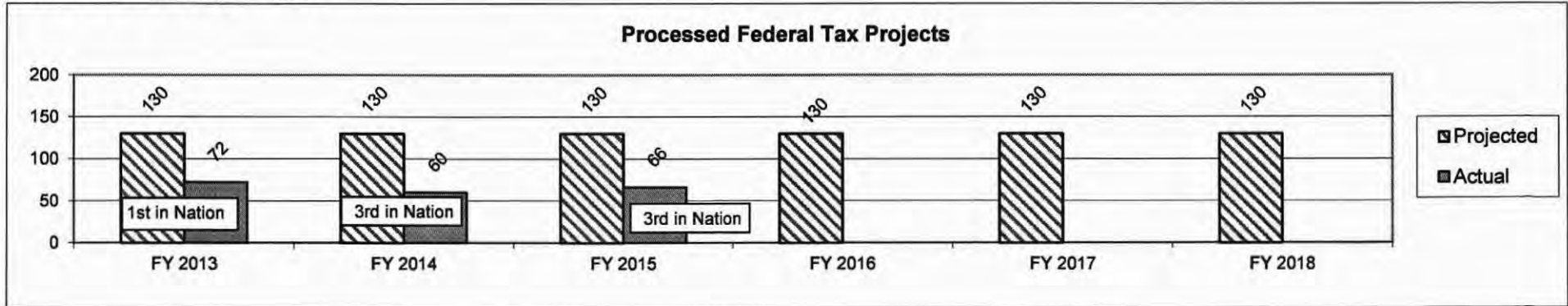
Program is found in the following core budget(s): State Historic Preservation

7a. Provide an effectiveness measure (continued).



In FY 2014 and FY 2015 there was an increase in the number of projects and amount awarded as a result of a second round of grants.

7b. Provide an efficiency measure.



PROGRAM DESCRIPTION

Department of Natural Resources

HB Section(s): 6.290

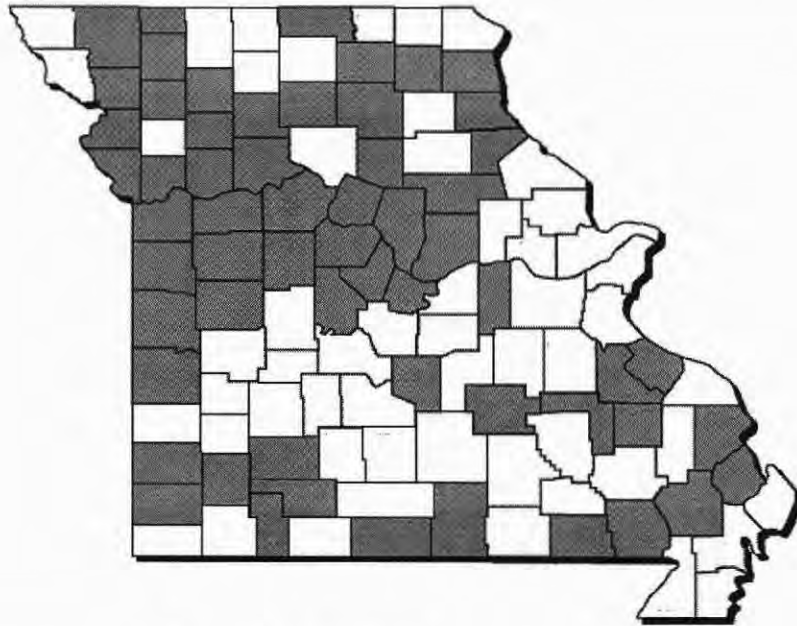
MSP - State Historic Preservation

Program is found in the following core budget(s): State Historic Preservation

7c. Provide the number of clients/individuals served, if applicable.

	FY 2013		FY 2014		FY 2015		FY 2016	FY 2017	FY 2018
	Projected	Actual	Projected	Actual	Projected	Actual	Projected	Projected	Projected
Number of Projects Reviewed	3,400	2,761	3,000	2,763	3,100	2,705	2,800	2,800	2,800

Under Section 106 of the National Historic Preservation Act, any expenditure of federal funds or issuance of a federal license requires the recipient of such funds or license to initiate a Section 106 review by SHPO staff to assess the impact the undertaking will have on historic resources listed or eligible for listing in the National Register.



This map depicts counties that have either courthouses listed on the National Register of Historic Places or are located in National Register Historic Districts. The National Register of Historic Places includes districts, sites, buildings, structures and objects that are significant in American History, architecture, archaeology, engineering, and culture. These resources contribute to an understanding of the historical and cultural foundations of the nation. Missouri, where the program is administered by the Department's SHPO, has more than 2000 listings in the National Register. Missouri's National Register program provides citizens with national recognition of the value of Missouri's history and historic properties, eligibility for tax incentives, and assistance in cultural resource planning.

7d. Provide a customer satisfaction measure, if available.

Not available

MISSOURI DEPARTMENT OF NATURAL RESOURCES

DECISION ITEM SUMMARY

Budget Unit								
Decision Item	FY 2015	FY 2015	FY 2016	FY 2016	FY 2017	FY 2017	FY 2017	FY 2017
Budget Object Summary	ACTUAL	ACTUAL	BUDGET	BUDGET	DEPT REQ	DEPT REQ	GOV REC	GOV REC
Fund	DOLLAR	FTE	DOLLAR	FTE	DOLLAR	FTE	DOLLAR	FTE
HISTORIC PRESERVATION-TRANSFER								
CORE								
FUND TRANSFERS								
GENERAL REVENUE	698,400	0.00	720,000	0.00	720,000	0.00	720,000	0.00
TOTAL - TRF	698,400	0.00	720,000	0.00	720,000	0.00	720,000	0.00
TOTAL	698,400	0.00	720,000	0.00	720,000	0.00	720,000	0.00
A&E Historic Preservation Trf - 1780013								
FUND TRANSFERS								
GENERAL REVENUE	0	0.00	0	0.00	0	0.00	210,000	0.00
TOTAL - TRF	0	0.00	0	0.00	0	0.00	210,000	0.00
TOTAL	0	0.00	0	0.00	0	0.00	210,000	0.00
GRAND TOTAL	\$698,400	0.00	\$720,000	0.00	\$720,000	0.00	\$930,000	0.00

CORE DECISION ITEM

Department of Natural Resources	Budget Unit 78485C
Missouri State Parks	
Entertainer Tax Transfer to the Historic Preservation Revolving Fund Core	HB Section 6.295

1. CORE FINANCIAL SUMMARY

	FY 2017 Budget Request			
	GR	Federal	Other	Total
PS	0	0	0	0
EE	0	0	0	0
PSD	0	0	0	0
TRF	720,000	0	0	720,000
Total	720,000	0	0	720,000
FTE	0.00	0.00	0.00	0.00

	FY 2017 Governor's Recommendation			
	GR	Fed	Other	Total
PS	0	0	0	0
EE	0	0	0	0
PSD	0	0	0	0
TRF	720,000	0	0	720,000
Total	720,000	0	0	720,000
FTE	0.00	0.00	0.00	0.00

Est. Fringe	0	0	0	0
--------------------	---	---	---	---

Note: Fringes budgeted in House Bill 5 except for certain fringes budgeted directly to MoDOT, Highway Patrol, and Conservation.

Est. Fringe	0	0	0	0
--------------------	---	---	---	---

Note: Fringes budgeted in House Bill 5 except for certain fringes budgeted directly to MoDOT, Highway Patrol, and Conservation.

Other Funds: Not applicable

2. CORE DESCRIPTION

Senate Bill 52, passed in 2003, provided for the transfer of revenues from the state income tax generated from nonresident professional athletes and entertainers to the Historic Preservation Revolving Fund. RSMo 143.183 provides that beginning in Fiscal Year 2000 and each subsequent fiscal year for a period of twenty-one years, ten percent of the annual estimate of taxes generated from the nonresident entertainer and professional athletic team income tax shall be allocated annually to the Historic Preservation Revolving Fund.

The Missouri State Parks, State Historic Preservation Office administers the Historic Preservation Revolving Fund which provides financial assistance through planning or construction grants to preserve endangered historic publicly owned buildings. While other programs such as the Historic Preservation Tax Credits have proven successful in preserving many of Missouri's privately owned historic resources, significant publicly-owned resources such as our courthouses continue to be threatened. This is result of lack of maintenance, inappropriate alterations and lack of financial resources necessary to be good stewards of these important structures. The Missouri Heritage Properties Program allows the department to offer financial assistance to these National Register-listed or eligible historic resources that cannot typically obtain assistance through the departments other programs.

CORE DECISION ITEM

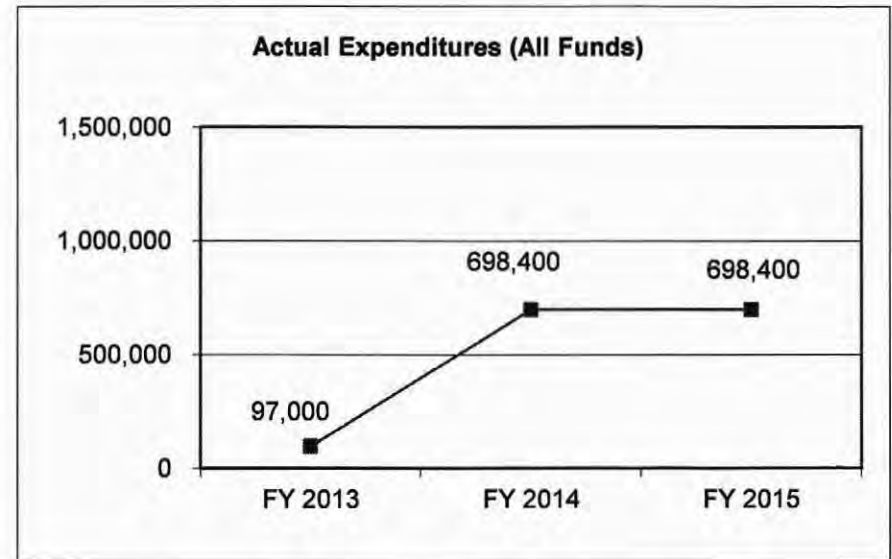
Department of Natural Resources	Budget Unit 78485C
Missouri State Parks	
Entertainer Tax Transfer to the Historic Preservation Revolving Fund Core	HB Section 6.295

3. PROGRAM LISTING (list programs included in this core funding)

Not applicable. This core decision item is a transfer of funds to the Historic Preservation Revolving Fund. This transfer provides funding for activities included in the Historic Preservation Grants Core.

4. FINANCIAL HISTORY

	FY 2013 Actual	FY 2014 Actual	FY 2015 Actual	FY 2016 Current Yr.
Appropriation (All Funds)	100,000	720,000	720,000	720,000
Less Reverted (All Funds)	(3,000)	(21,600)	(21,600)	N/A
Less Restricted (All Funds)	0	0	0	N/A
Budget Authority (All Funds)	97,000	698,400	698,400	N/A
Actual Expenditures (All Funds)	97,000	698,400	698,400	N/A
Unexpended (All Funds)	0	0	0	N/A
Unexpended, by Fund:				
General Revenue	0	0	0	N/A
Federal	0	0	0	N/A
Other	0	0	0	N/A



Reverted includes the statutory three-percent reserve amount (when applicable).

Restricted includes any Governor's Expenditure Restrictions which remained at the end of the fiscal year (when applicable).

Actual expenditures for all fiscal years are as of June 30 and do not include lapse period activities.

CORE RECONCILIATION DETAIL

DEPARTMENT OF NATURAL RESOURCES
HISTORIC PRESERVATION-TRANSFER

5. CORE RECONCILIATION DETAIL

	Budget Class	FTE	GR	Federal	Other	Total	Explanation
TAFP AFTER VETOES							
	TRF	0.00	720,000	0	0	720,000	
	Total	0.00	720,000	0	0	720,000	
DEPARTMENT CORE REQUEST							
	TRF	0.00	720,000	0	0	720,000	
	Total	0.00	720,000	0	0	720,000	
GOVERNOR'S RECOMMENDED CORE							
	TRF	0.00	720,000	0	0	720,000	
	Total	0.00	720,000	0	0	720,000	

MISSOURI DEPARTMENT OF NATURAL RESOURCES

DECISION ITEM DETAIL

Budget Unit	FY 2015	FY 2015	FY 2016	FY 2016	FY 2017	FY 2017	FY 2017	FY 2017
Decision Item	ACTUAL	ACTUAL	BUDGET	BUDGET	DEPT REQ	DEPT REQ	GOV REC	GOV REC
Budget Object Class	DOLLAR	FTE	DOLLAR	FTE	DOLLAR	FTE	DOLLAR	FTE
HISTORIC PRESERVATION-TRANSFER								
CORE								
TRANSFERS OUT	698,400	0.00	720,000	0.00	720,000	0.00	720,000	0.00
TOTAL - TRF	698,400	0.00	720,000	0.00	720,000	0.00	720,000	0.00
GRAND TOTAL	\$698,400	0.00	\$720,000	0.00	\$720,000	0.00	\$720,000	0.00
GENERAL REVENUE	\$698,400	0.00	\$720,000	0.00	\$720,000	0.00	\$720,000	0.00
FEDERAL FUNDS	\$0	0.00	\$0	0.00	\$0	0.00	\$0	0.00
OTHER FUNDS	\$0	0.00	\$0	0.00	\$0	0.00	\$0	0.00

NEW DECISION ITEM

RANK: 999 OF 999

Department of Natural Resources	Budget Unit <u>78485C</u>
Missouri State Parks	
Historic Preservation (A&E Tax) Transfer DI# 1780013	House Bill <u>6.295</u>

1. AMOUNT OF REQUEST

	FY 2017 Budget Request			
	GR	Federal	Other	Total
PS	0	0	0	0
EE	0	0	0	0
PSD	0	0	0	0
TRF	0	0	0	0
Total	0	0	0	0

FTE 0.00 0.00 0.00 0.00

Est. Fringe	0	0	0	0
--------------------	---	---	---	---

Note: Fringes budgeted in House Bill 5 except for certain fringes budgeted directly to MoDOT, Highway Patrol, and Conservation.

Other Funds: Not applicable

	FY 2017 Governor's Recommendation			
	GR	Fed	Other	Total
PS	0	0	0	0
EE	0	0	0	0
PSD	0	0	0	0
TRF	210,000	0	0	210,000
Total	210,000	0	0	210,000

FTE 0.00 0.00 0.00 0.00

Est. Fringe	0	0	0	0
--------------------	---	---	---	---

Note: Fringes budgeted in House Bill 5 except for certain fringes budgeted directly to MoDOT, Highway Patrol, and Conservation.

Other Funds: Not applicable

2. THIS REQUEST CAN BE CATEGORIZED AS:

<input type="checkbox"/> New Legislation	<input type="checkbox"/> New Program	<input type="checkbox"/> Supplemental
<input type="checkbox"/> Federal Mandate	<input checked="" type="checkbox"/> Program Expansion	<input type="checkbox"/> Cost to Continue
<input type="checkbox"/> GR Pick-Up	<input type="checkbox"/> Space Request	<input type="checkbox"/> Equipment Replacement
<input type="checkbox"/> Pay Plan	<input type="checkbox"/> Other: _____	

NEW DECISION ITEM

RANK: 999 OF 999

Department of Natural Resources	Budget Unit <u>78485C</u>
Missouri State Parks	
Historic Preservation (A&E Tax) Transfer DI# 1780013	House Bill <u>6.295</u>

3. WHY IS THIS FUNDING NEEDED? PROVIDE AN EXPLANATION FOR ITEMS CHECKED IN #2. INCLUDE THE FEDERAL OR STATE STATUTORY OR CONSTITUTIONAL AUTHORIZATION FOR THIS PROGRAM.

The Missouri State Parks, State Historic Preservation Office administers the Historic Preservation Revolving Fund which provides financial assistance to preserve endangered historic properties. In FY 2017, additional transfers of non-resident entertainer and professional athletic team income tax (A&E) revenues will be available to preserve historic publicly owned buildings. While other programs such as the Historic Preservation Tax Credits have proven successful in preserving many of Missouri's privately owned historic resources, significant publicly owned resources such as our courthouses continue to be threatened. This is a result of deferred and inadequate maintenance, inappropriate alterations and lack of financial resources necessary to be good stewards of these important structures. The Missouri Heritage Properties Program will allow the department to offer financial assistance to these National Register-listed or eligible historic resources that cannot typically obtain assistance through the departments other programs.

4. DESCRIBE THE DETAILED ASSUMPTIONS USED TO DERIVE THE SPECIFIC REQUESTED AMOUNT. (How did you determine that the requested number of FTE were appropriate? From what source or standard did you derive the requested levels of funding? Were alternatives such as outsourcing or automation considered? If based on new legislation, does request tie to TAFP fiscal note? If not, explain why. Detail which portions of the request are one-times and how those amounts were calculated.)

Senate Bill 52, passed in 2003, provided for the transfer of revenues from the state income tax generated from nonresident professional athletes and entertainers to the Historic Preservation Revolving Fund. Section 143.183 RSMo, provides that beginning in Fiscal Year 2000 and each subsequent fiscal year for a period of twenty-one years, ten percent of the annual estimate of taxes generated from the nonresident entertainer and professional athletic team income tax shall be allocated annually to the Historic Preservation Revolving Fund, and shall be transferred, subject to appropriation, from the General Revenue Fund to the Historic Preservation Revolving Fund.

Additional A&E revenues of \$210,000 will be transferred to the Historic Preservation Revolving Fund. This request increases the transfer appropriation authority so the additional funds can be distributed for the intended purpose.

NEW DECISION ITEM
RANK: 999 OF 999

Department of Natural Resources	Budget Unit 78485C
Missouri State Parks	
Historic Preservation (A&E Tax) Transfer	DI# 1780013
	House Bill 6.295

5. BREAK DOWN THE REQUEST BY BUDGET OBJECT CLASS, JOB CLASS, AND FUND SOURCE. IDENTIFY ONE-TIME COSTS.

Budget Object Class/Job Class	Dept Req GR DOLLARS	Dept Req GR FTE	Dept Req FED DOLLARS	Dept Req FED FTE	Dept Req OTHER DOLLARS	Dept Req OTHER FTE	Dept Req TOTAL DOLLARS	Dept Req TOTAL FTE	Dept Req One-Time DOLLARS
Total PS	0	0.00	0	0.00	0	0.00	0	0.00	0
Total EE	0		0		0		0		0
Total PSD	0		0		0		0		0
820/Transfer									
Total TRF	0		0		0		0		0
Grand Total	0	0.00	0	0.00	0	0.00	0	0.00	0

Budget Object Class/Job Class	Gov Rec GR DOLLARS	Gov Rec GR FTE	Gov Rec FED DOLLARS	Gov Rec FED FTE	Gov Rec OTHER DOLLARS	Gov Rec OTHER FTE	Gov Rec TOTAL DOLLARS	Gov Rec TOTAL FTE	Gov Rec One-Time DOLLARS
Total PS	0	0.00	0	0.00	0	0.00	0	0.00	0
Total EE	0		0		0		0		0
Total PSD	0		0		0		0		0
820/Transfer	210,000						210,000		
Total TRF	210,000		0		0		210,000		0
Grand Total	210,000	0.00	0	0.00	0	0.00	210,000	0.00	0

NEW DECISION ITEM

RANK: 999 OF 999

Department of Natural Resources	Budget Unit <u>78485C</u>
Missouri State Parks	
Historic Preservation (A&E Tax) Transfer DI# 1780013	House Bill <u>6.295</u>

6. PERFORMANCE MEASURES (If new decision item has an associated core, separately identify projected performance with & without additional funding.)

6a. Provide an effectiveness measure.

With this transfer, funding will be available for financial assistance for endangered historic properties through planning and construction grants. This request provides \$210,000 of transfer appropriation authority so the additional funds can be distributed for the intended purpose.

6b. Provide an efficiency measure.

Not available.

6c. Provide the number of clients/individuals served, if applicable.

Not available.

6d. Provide a customer satisfaction measure, if available.

Not available.

7. STRATEGIES TO ACHIEVE THE PERFORMANCE MEASUREMENT TARGETS:

The transfer of the additional A&E revenues will allow the department to offer additional financial assistance to aid in the preservation of historically-significant publicly owned properties, such as county courthouses, city halls, educational facilities, etc. through the Missouri Heritage Properties Program. These National Register-listed or eligible historic resources typically cannot benefit from other funding tools such as the preservation tax credits. The Missouri Heritage Properties Program is designed to support properties that currently cannot benefit from other assistance programs.

MISSOURI DEPARTMENT OF NATURAL RESOURCES

DECISION ITEM DETAIL

Budget Unit	FY 2015	FY 2015	FY 2016	FY 2016	FY 2017	FY 2017	FY 2017	FY 2017
Decision Item	ACTUAL	ACTUAL	BUDGET	BUDGET	DEPT REQ	DEPT REQ	GOV REC	GOV REC
Budget Object Class	DOLLAR	FTE	DOLLAR	FTE	DOLLAR	FTE	DOLLAR	FTE
HISTORIC PRESERVATION-TRANSFER								
A&E Historic Preservation Trf - 1780013								
TRANSFERS OUT	0	0.00	0	0.00	0	0.00	210,000	0.00
TOTAL - TRF	0	0.00	0	0.00	0	0.00	210,000	0.00
GRAND TOTAL	\$0	0.00	\$0	0.00	\$0	0.00	\$210,000	0.00
GENERAL REVENUE	\$0	0.00	\$0	0.00	\$0	0.00	\$210,000	0.00
FEDERAL FUNDS	\$0	0.00	\$0	0.00	\$0	0.00	\$0	0.00
OTHER FUNDS	\$0	0.00	\$0	0.00	\$0	0.00	\$0	0.00

NEW DECISION ITEM
RANK: 999 OF 999

Department of Natural Resources	Budget Unit 78420C
Missouri State Parks	
Historic Preservation PSD Increase DI# 1780014	House Bill 6.290

1. AMOUNT OF REQUEST

	FY 2017 Budget Request			
	GR	Federal	Other	Total
PS	0	0	0	0
EE	0	0	0	0
PSD	0	0	0	0
TRF	0	0	0	0
Total	0	0	0	0

FTE 0.00 0.00 0.00 0.00

Est. Fringe	0	0	0	0
--------------------	---	---	---	---

Note: Fringes budgeted in House Bill 5 except for certain fringes budgeted directly to MoDOT, Highway Patrol, and Conservation.

Other Funds:

	FY 2017 Governor's Recommendation			
	GR	Fed	Other	Total
PS	0	0	0	0
EE	0	0	0	0
PSD	0	0	210,000	210,000
TRF	0	0	0	0
Total	0	0	210,000	210,000

FTE 0.00 0.00 0.00 0.00

Est. Fringe	0	0	0	0
--------------------	---	---	---	---

Note: Fringes budgeted in House Bill 5 except for certain fringes budgeted directly to MoDOT, Highway Patrol, and Conservation.

Other Funds: Historic Preservation Revolving Fund (0430)

2. THIS REQUEST CAN BE CATEGORIZED AS:

<input type="checkbox"/> New Legislation	<input type="checkbox"/> New Program	<input type="checkbox"/> Supplemental
<input type="checkbox"/> Federal Mandate	<input checked="" type="checkbox"/> Program Expansion	<input type="checkbox"/> Cost to Continue
<input type="checkbox"/> GR Pick-Up	<input type="checkbox"/> Space Request	<input type="checkbox"/> Equipment Replacement
<input type="checkbox"/> Pay Plan	<input type="checkbox"/> Other: _____	

3. WHY IS THIS FUNDING NEEDED? PROVIDE AN EXPLANATION FOR ITEMS CHECKED IN #2. INCLUDE THE FEDERAL OR STATE STATUTORY OR CONSTITUTIONAL AUTHORIZATION FOR THIS PROGRAM.

The Missouri State Parks, State Historic Preservation Office administers the Historic Preservation Revolving Fund which provides financial assistance to preserve endangered historic properties. In FY 2017, additional transfers of non-resident entertainer and professional athletic team income tax (A&E) revenues will be available to preserve historic publicly owned buildings. This increase to the Historic Preservation pass-through appropriation will allow those funds to be distributed for the intended purpose.

NEW DECISION ITEM

RANK: 999 OF 999

Department of Natural Resources	Budget Unit <u>78420C</u>
Missouri State Parks	
Historic Preservation PSD Increase DI# 1780014	House Bill <u>6.290</u>

4. DESCRIBE THE DETAILED ASSUMPTIONS USED TO DERIVE THE SPECIFIC REQUESTED AMOUNT. (How did you determine that the requested number of FTE were appropriate? From what source or standard did you derive the requested levels of funding? Were alternatives such as outsourcing or automation considered? If based on new legislation, does request tie to TAFP fiscal note? If not, explain why. Detail which portions of the request are one-times and how those amounts were calculated.)

Senate Bill 52, passed in 2003, provided for the transfer of revenues from the state income tax generated from non-resident entertainers and professional athletic teams to the Historic Preservation Revolving Fund. Section 143.183 RSMo, provides that beginning in Fiscal Year 2000 and each subsequent fiscal year for a period of twenty-one years, ten percent of the annual estimate of taxes generated from the (A&E) tax shall be allocated annually to the Historic Preservation Revolving Fund, and shall be transferred, subject to appropriation, from the General Revenue Fund to the Historic Preservation Revolving Fund.

Additional A&E revenues of \$210,000 will be transferred to the Historic Preservation Revolving Fund. This request increases the pass-through appropriation authority so the additional funds can be distributed for the intended purpose.

5. BREAK DOWN THE REQUEST BY BUDGET OBJECT CLASS, JOB CLASS, AND FUND SOURCE. IDENTIFY ONE-TIME COSTS.

Budget Object Class/Job Class	Dept Req GR DOLLARS	Dept Req GR FTE	Dept Req FED DOLLARS	Dept Req FED FTE	Dept Req OTHER DOLLARS	Dept Req OTHER FTE	Dept Req TOTAL DOLLARS	Dept Req TOTAL FTE	Dept Req One-Time DOLLARS
Total PS	0	0.00	0	0.00	0	0.00	0	0.00	0
Total EE	0		0		0		0		0
Total PSD	0		0		0		0		0
820/Transfer									
Total TRF	0		0		0		0		0
Grand Total	0	0.00	0	0.00	0	0.00	0	0.00	0

NEW DECISION ITEM
RANK: 999 OF 999

Department of Natural Resources	Budget Unit 78420C
Missouri State Parks	
Historic Preservation PSD Increase DI# 1780014	House Bill 6.290

Budget Object Class/Job Class	Gov Rec GR DOLLARS	Gov Rec GR FTE	Gov Rec FED DOLLARS	Gov Rec FED FTE	Gov Rec OTHER DOLLARS	Gov Rec OTHER FTE	Gov Rec TOTAL DOLLARS	Gov Rec TOTAL FTE	Gov Rec One-Time DOLLARS
Total PS	0	0.00	0	0.00	0	0.00	0	0.00	0
Total EE	0		0		0		0		0
800/Program Distribution					210,000		210,000		
Total PSD	0		0		210,000		210,000		0
Total TRF	0		0		0		0		0
Grand Total	0	0.00	0	0.00	210,000	0.00	210,000	0.00	0

6. PERFORMANCE MEASURES (If new decision item has an associated core, separately identify projected performance with & without additional funding.)

6a. Provide an effectiveness measure.

Additional funding will be available for financial assistance for endangered historic properties through planning and construction grants. This request provides \$210,000 of pass-through appropriation authority so the additional funds can be distributed for the intended purpose.

6b. Provide an efficiency measure.

Not available.

6c. Provide the number of clients/individuals served, if applicable.

Not available.

6d. Provide a customer satisfaction measure, if available.

Not available.

7. STRATEGIES TO ACHIEVE THE PERFORMANCE MEASUREMENT TARGETS:

Additional pass-through appropriation will allow the department to offer additional financial assistance to aid in the preservation of historically-significant publicly owned properties, such as county courthouses, city halls, educational facilities, etc. through the Missouri Heritage Properties Program.

MISSOURI DEPARTMENT OF NATURAL RESOURCES

DECISION ITEM DETAIL

Budget Unit	FY 2015	FY 2015	FY 2016	FY 2016	FY 2017	FY 2017	FY 2017	FY 2017
Decision Item	ACTUAL	ACTUAL	BUDGET	BUDGET	DEPT REQ	DEPT REQ	GOV REC	GOV REC
Budget Object Class	DOLLAR	FTE	DOLLAR	FTE	DOLLAR	FTE	DOLLAR	FTE
HISTORIC PRESERVATION								
A&E Historic Preservation Pmts - 1780014								
PROGRAM DISTRIBUTIONS	0	0.00	0	0.00	0	0.00	210,000	0.00
TOTAL - PD	0	0.00	0	0.00	0	0.00	210,000	0.00
GRAND TOTAL	\$0	0.00	\$0	0.00	\$0	0.00	\$210,000	0.00
GENERAL REVENUE	\$0	0.00	\$0	0.00	\$0	0.00	\$0	0.00
FEDERAL FUNDS	\$0	0.00	\$0	0.00	\$0	0.00	\$0	0.00
OTHER FUNDS	\$0	0.00	\$0	0.00	\$0	0.00	\$210,000	0.00

This page was intentionally left blank.

Agency Wide

NEW DECISION ITEM
RANK: 002 OF 999

Department of Natural Resources	Budget Unit <u>Various</u>
Agency Wide	
Pay Plan FY17	DI#: 000012

1. AMOUNT OF REQUEST

	FY 2017 Budget Request			
	GR	Federal	Other	Total
PS	0	0	0	0
EE	0	0	0	0
PSD	0	0	0	0
TRF	0	0	0	0
Total	0	0	0	0
FTE	0.00	0.00	0.00	0.00

	FY 2017 Governor's Recommendation			
	GR	Federal	Other	Total
PS	122,701	341,685	922,275	1,386,661
EE	0	0	0	0
PSD	0	0	0	0
TRF	0	0	0	0
Total	122,701	341,685	922,275	1,386,661
FTE	0.00	0.00	0.00	0.00

Est. Fringe	0	0	0	0
--------------------	---	---	---	---

Note: Fringes budgeted in House Bill 5 except for certain fringes budgeted directly to MoDOT, Highway Patrol, and Conservation.

Est. Fringe	33,522	93,348	251,966	378,836
--------------------	--------	--------	---------	---------

Note: Fringes budgeted in House Bill 5 except for certain fringes budgeted directly to MoDOT, Highway Patrol, and Conservation.

Other Funds: Postclosure Fund (0198); Missouri Air Emission Reduction Fund (0267); State Parks Earnings Fund (0415); DNR Revolving Services Fund (0425); Historic Preservation Revolving Fund (0430); Cost Allocation Fund (0500); Oil and Gas Resources Fund (0543); Natural Resources Protection Fund-Damages Subaccount (0555); Natural Resources Protection Fund-Water Pollution Permit Fee Subaccount (0568); Solid Waste Management Fund-Scrap Tire (0569); Solid Waste Management Fund (0570); Metallic Minerals Waste Management Fund (0575); Natural Resources Protection Fund-Air Pollution Asbestos Fee Subaccount (0584); Petroleum Storage Tank Insurance Fund (0585); Underground Storage Tank Regulation Program Fund (0586); Natural Resources Protection Fund-Air Pollution Permit Fee Subaccount (0594); Parks Sales Tax Fund (0613); Soil and Water Sales Tax Fund (0614); Water and Wastewater Loan Fund (0649); Environmental Radiation Monitoring Fund (0656); Groundwater Protection Fund (0660); Hazardous Waste Fund (0676); Safe Drinking Water Fund (0679); Oil and Gas Remedial Fund (0699); Economic Development Advancement Fund (0783); Geologic Resources Fund (0801); Dry-Cleaning Environmental Response Trust Fund (0898); Mined Land Reclamation Fund (0906); Babler State Park Fund (0911)

2. THIS REQUEST CAN BE CATEGORIZED AS:

<input type="checkbox"/> New Legislation	<input type="checkbox"/> New Program	<input type="checkbox"/> Fund Switch
<input type="checkbox"/> Federal Mandate	<input type="checkbox"/> Program Expansion	<input type="checkbox"/> Cost to Continue
<input type="checkbox"/> GR Pick-Up	<input type="checkbox"/> Space Request	<input type="checkbox"/> Equipment Replacement
<input checked="" type="checkbox"/> Pay Plan	<input type="checkbox"/> Other: _____	

NEW DECISION ITEM

RANK: 002 OF 999

Department of Natural Resources	Budget Unit <u>Various</u>
Agency Wide	
Pay Plan FY17	DI#: 0000012

3. WHY IS THIS FUNDING NEEDED? PROVIDE AN EXPLANATION FOR ITEMS CHECKED IN #2. INCLUDE THE FEDERAL OR STATE STATUTORY OR CONSTITUTIONAL AUTHORIZATION FOR THIS PROGRAM.

The Governor's Fiscal Year 2017 budget includes appropriation authority for a 2% pay raise for all state employees, except judges covered under the Missouri Citizens' Commission on Compensation for Elected Officials.

4. DESCRIBE THE DETAILED ASSUMPTIONS USED TO DERIVE THE SPECIFIC REQUESTED AMOUNT. (How did you determine that the requested number of FTE were appropriate? From what source or standard did you derive the requested levels of funding? Were alternatives such as outsourcing or automation considered? If based on new legislation, does request tie to TAFP fiscal note? If not, explain why. Detail which portions of the request are one-times and how those amounts were calculated.)

The appropriated amount for the Fiscal Year 17 pay plan was based on two percent of the core personal service appropriations.
 Fiscal Year 17 pay plan costs by budgeting unit are as follows:

	GR	FED	OTH	TOTAL
Department Operations	3,922	27,985	47,345	79,252
Division of Environmental Quality				
Water Protection	7,852	57,664	78,658	144,174
Soil and Water Conservation		4,053	27,491	31,544
Air Pollution Control		20,073	75,933	96,006
Hazardous Waste		73,796	41,611	115,407
Solid Waste Management			35,532	35,532
Solid Waste Forfeitures	19		2	21
Regional Offices	43,154	62,795	78,630	184,579
Environmental Services	22,735	30,214	33,779	86,728
Environmental Quality Admin		18,408	5,531	23,939
DEQ Total	73,760	267,003	377,167	717,930
Petroleum Related Activities			14,220	14,220
Petroleum Storage Tank Ins Fund Staff			2,501	2,501
Geological Survey Operations	45,019	35,226	31,508	111,753
State Parks Operations		3,484	443,537	447,021
Historic Preservation		7,987	5,997	13,984
Department Totals	122,701	341,685	922,275	1,386,661

NEW DECISION ITEM
RANK: 002 OF 999

Department of Natural Resources		Budget Unit <u>Various</u>							
Agency Wide									
Pay Plan FY17		DI#: 0000012							
5. BREAK DOWN THE REQUEST BY BUDGET OBJECT CLASS, JOB CLASS, AND FUND SOURCE. IDENTIFY ONE-TIME COSTS.									
Budget Object Class/Job Class	Dept Req GR DOLLARS	Dept Req GR FTE	Dept Req FED DOLLARS	Dept Req FED FTE	Dept Req OTHER DOLLARS	Dept Req OTHER FTE	Dept Req TOTAL DOLLARS	Dept Req TOTAL FTE	Dept Req One-Time DOLLARS
Total PS	0	0.0	0	0.0	0	0.0	0	0.0	0
Grand Total	0	0.0	0	0.0	0	0.0	0	0.0	0
Budget Object Class/Job Class	Gov Rec GR DOLLARS	Gov Rec GR FTE	Gov Rec FED DOLLARS	Gov Rec FED FTE	Gov Rec OTHER DOLLARS	Gov Rec OTHER FTE	Gov Rec TOTAL DOLLARS	Gov Rec TOTAL FTE	Gov Rec One-Time DOLLARS
Personal Services - Various Job Classes	122,701		341,685		922,275		1,386,661		0.0
Total PS	122,701	0.0	341,685	0.0	922,275	0.0	1,386,661	0.0	0
Grand Total	122,701	0.0	341,685	0.0	922,275	0.0	1,386,661	0.0	0

MISSOURI DEPARTMENT OF NATURAL RESOURCES

DECISION ITEM DETAIL

Budget Unit	FY 2015	FY 2015	FY 2016	FY 2016	FY 2017	FY 2017	FY 2017	FY 2017
Decision Item	ACTUAL	ACTUAL	BUDGET	BUDGET	DEPT REQ	DEPT REQ	GOV REC	GOV REC
Budget Object Class	DOLLAR	FTE	DOLLAR	FTE	DOLLAR	FTE	DOLLAR	FTE
DEPARTMENT OPERATIONS								
Pay Plan - 0000012								
ADMIN OFFICE SUPPORT ASSISTANT	0	0.00	0	0.00	0	0.00	1,180	0.00
OFFICE SUPPORT ASST (KEYBRD)	0	0.00	0	0.00	0	0.00	463	0.00
SR OFC SUPPORT ASST (KEYBRD)	0	0.00	0	0.00	0	0.00	2,599	0.00
PROCUREMENT OFCR II	0	0.00	0	0.00	0	0.00	903	0.00
ACCOUNT CLERK II	0	0.00	0	0.00	0	0.00	517	0.00
AUDITOR II	0	0.00	0	0.00	0	0.00	779	0.00
SENIOR AUDITOR	0	0.00	0	0.00	0	0.00	1,877	0.00
ACCOUNTANT I	0	0.00	0	0.00	0	0.00	620	0.00
ACCOUNTING SPECIALIST I	0	0.00	0	0.00	0	0.00	1,448	0.00
ACCOUNTING SPECIALIST II	0	0.00	0	0.00	0	0.00	2,439	0.00
ACCOUNTING SPECIALIST III	0	0.00	0	0.00	0	0.00	2,938	0.00
BUDGET ANAL II	0	0.00	0	0.00	0	0.00	751	0.00
BUDGET ANAL III	0	0.00	0	0.00	0	0.00	2,986	0.00
HUMAN RELATIONS OFCR I	0	0.00	0	0.00	0	0.00	823	0.00
PERSONNEL ANAL II	0	0.00	0	0.00	0	0.00	2,385	0.00
PUBLIC INFORMATION COOR	0	0.00	0	0.00	0	0.00	1,825	0.00
PUBLIC INFORMATION ADMSTR	0	0.00	0	0.00	0	0.00	2,295	0.00
TRAINING TECH II	0	0.00	0	0.00	0	0.00	1,708	0.00
EXECUTIVE I	0	0.00	0	0.00	0	0.00	2,522	0.00
MANAGEMENT ANALYSIS SPEC II	0	0.00	0	0.00	0	0.00	1,619	0.00
PLANNER III	0	0.00	0	0.00	0	0.00	2,003	0.00
PLANNER IV	0	0.00	0	0.00	0	0.00	2,726	0.00
PERSONNEL CLERK	0	0.00	0	0.00	0	0.00	1,153	0.00
LABORER II	0	0.00	0	0.00	0	0.00	463	0.00
GRAPHICS SPV	0	0.00	0	0.00	0	0.00	855	0.00
ENVIRONMENTAL MGR B2	0	0.00	0	0.00	0	0.00	614	0.00
FACILITIES OPERATIONS MGR B2	0	0.00	0	0.00	0	0.00	1,154	0.00
FISCAL & ADMINISTRATIVE MGR B1	0	0.00	0	0.00	0	0.00	2,306	0.00
FISCAL & ADMINISTRATIVE MGR B2	0	0.00	0	0.00	0	0.00	2,749	0.00
FISCAL & ADMINISTRATIVE MGR B3	0	0.00	0	0.00	0	0.00	2,953	0.00
HUMAN RESOURCES MGR B1	0	0.00	0	0.00	0	0.00	2,215	0.00
HUMAN RESOURCES MGR B2	0	0.00	0	0.00	0	0.00	2,588	0.00

MISSOURI DEPARTMENT OF NATURAL RESOURCES

DECISION ITEM DETAIL

Budget Unit	FY 2015	FY 2015	FY 2016	FY 2016	FY 2017	FY 2017	FY 2017	FY 2017
Decision Item	ACTUAL	ACTUAL	BUDGET	BUDGET	DEPT REQ	DEPT REQ	GOV REC	GOV REC
Budget Object Class	DOLLAR	FTE	DOLLAR	FTE	DOLLAR	FTE	DOLLAR	FTE
DEPARTMENT OPERATIONS								
Pay Plan - 0000012								
STATE DEPARTMENT DIRECTOR	0	0.00	0	0.00	0	0.00	2,434	0.00
DEPUTY STATE DEPT DIRECTOR	0	0.00	0	0.00	0	0.00	2,232	0.00
DESIGNATED PRINCIPAL ASST DEPT	0	0.00	0	0.00	0	0.00	3,955	0.00
DESIGNATED PRINCIPAL ASST DIV	0	0.00	0	0.00	0	0.00	2,800	0.00
LEGAL COUNSEL	0	0.00	0	0.00	0	0.00	1,778	0.00
SPECIAL ASST PROFESSIONAL	0	0.00	0	0.00	0	0.00	11,597	0.00
TOTAL - PS	0	0.00	0	0.00	0	0.00	79,252	0.00
GRAND TOTAL	\$0	0.00	\$0	0.00	\$0	0.00	\$79,252	0.00
GENERAL REVENUE	\$0	0.00	\$0	0.00	\$0	0.00	\$3,922	0.00
FEDERAL FUNDS	\$0	0.00	\$0	0.00	\$0	0.00	\$27,985	0.00
OTHER FUNDS	\$0	0.00	\$0	0.00	\$0	0.00	\$47,345	0.00

MISSOURI DEPARTMENT OF NATURAL RESOURCES

DECISION ITEM DETAIL

Budget Unit	FY 2015	FY 2015	FY 2016	FY 2016	FY 2017	FY 2017	FY 2017	FY 2017
Decision Item	ACTUAL	ACTUAL	BUDGET	BUDGET	DEPT REQ	DEPT REQ	GOV REC	GOV REC
Budget Object Class	DOLLAR	FTE	DOLLAR	FTE	DOLLAR	FTE	DOLLAR	FTE
WATER PROTECTION PROGRAM								
Pay Plan - 0000012								
ADMIN OFFICE SUPPORT ASSISTANT	0	0.00	0	0.00	0	0.00	5,882	0.00
OFFICE SUPPORT ASST (KEYBRD)	0	0.00	0	0.00	0	0.00	1,158	0.00
SR OFC SUPPORT ASST (KEYBRD)	0	0.00	0	0.00	0	0.00	9,123	0.00
ACCOUNTING SPECIALIST II	0	0.00	0	0.00	0	0.00	5,149	0.00
RESEARCH ANAL II	0	0.00	0	0.00	0	0.00	2,172	0.00
RESEARCH ANAL III	0	0.00	0	0.00	0	0.00	854	0.00
PUBLIC INFORMATION SPEC II	0	0.00	0	0.00	0	0.00	711	0.00
EXECUTIVE I	0	0.00	0	0.00	0	0.00	1,305	0.00
MANAGEMENT ANALYSIS SPEC II	0	0.00	0	0.00	0	0.00	904	0.00
PLANNER I	0	0.00	0	0.00	0	0.00	724	0.00
PLANNER II	0	0.00	0	0.00	0	0.00	808	0.00
PLANNER III	0	0.00	0	0.00	0	0.00	3,831	0.00
ECONOMIST	0	0.00	0	0.00	0	0.00	1,965	0.00
ENVIRONMENTAL SPEC III	0	0.00	0	0.00	0	0.00	42,196	0.00
ENVIRONMENTAL ENGR II	0	0.00	0	0.00	0	0.00	12,261	0.00
ENVIRONMENTAL ENGR III	0	0.00	0	0.00	0	0.00	10,255	0.00
ENVIRONMENTAL ENGR IV	0	0.00	0	0.00	0	0.00	3,896	0.00
ENVIRONMENTAL SCIENTIST	0	0.00	0	0.00	0	0.00	6,886	0.00
ENVIRONMENTAL SUPERVISOR	0	0.00	0	0.00	0	0.00	14,563	0.00
WATER SPEC III	0	0.00	0	0.00	0	0.00	1,661	0.00
DESIGN/DEVELOP/SURVEY MGR B2	0	0.00	0	0.00	0	0.00	1,363	0.00
ENVIRONMENTAL MGR B1	0	0.00	0	0.00	0	0.00	2,376	0.00
ENVIRONMENTAL MGR B2	0	0.00	0	0.00	0	0.00	4,653	0.00
ENVIRONMENTAL MGR B3	0	0.00	0	0.00	0	0.00	1,408	0.00
FISCAL & ADMINISTRATIVE MGR B1	0	0.00	0	0.00	0	0.00	1,886	0.00
FISCAL & ADMINISTRATIVE MGR B2	0	0.00	0	0.00	0	0.00	1,199	0.00
DESIGNATED PRINCIPAL ASST DIV	0	0.00	0	0.00	0	0.00	601	0.00
STAFF DIRECTOR	0	0.00	0	0.00	0	0.00	1,597	0.00
SPECIAL ASST PROFESSIONAL	0	0.00	0	0.00	0	0.00	1,413	0.00

MISSOURI DEPARTMENT OF NATURAL RESOURCES

DECISION ITEM DETAIL

Budget Unit	FY 2015	FY 2015	FY 2016	FY 2016	FY 2017	FY 2017	FY 2017	FY 2017
Decision Item	ACTUAL	ACTUAL	BUDGET	BUDGET	DEPT REQ	DEPT REQ	GOV REC	GOV REC
Budget Object Class	DOLLAR	FTE	DOLLAR	FTE	DOLLAR	FTE	DOLLAR	FTE
WATER PROTECTION PROGRAM								
Pay Plan - 0000012								
PRINCIPAL ASST BOARD/COMMISSON	0	0.00	0	0.00	0	0.00	1,374	0.00
TOTAL - PS	0	0.00	0	0.00	0	0.00	144,174	0.00
GRAND TOTAL	\$0	0.00	\$0	0.00	\$0	0.00	\$144,174	0.00
GENERAL REVENUE	\$0	0.00	\$0	0.00	\$0	0.00	\$7,852	0.00
FEDERAL FUNDS	\$0	0.00	\$0	0.00	\$0	0.00	\$57,664	0.00
OTHER FUNDS	\$0	0.00	\$0	0.00	\$0	0.00	\$78,658	0.00

MISSOURI DEPARTMENT OF NATURAL RESOURCES

DECISION ITEM DETAIL

Budget Unit	FY 2015	FY 2015	FY 2016	FY 2016	FY 2017	FY 2017	FY 2017	FY 2017
Decision Item	ACTUAL	ACTUAL	BUDGET	BUDGET	DEPT REQ	DEPT REQ	GOV REC	GOV REC
Budget Object Class	DOLLAR	FTE	DOLLAR	FTE	DOLLAR	FTE	DOLLAR	FTE
SOIL & WATER CONSERVATION								
Pay Plan - 0000012								
ADMIN OFFICE SUPPORT ASSISTANT	0	0.00	0	0.00	0	0.00	1,237	0.00
SR OFC SUPPORT ASST (KEYBRD)	0	0.00	0	0.00	0	0.00	1,033	0.00
SENIOR AUDITOR	0	0.00	0	0.00	0	0.00	839	0.00
PUBLIC INFORMATION COOR	0	0.00	0	0.00	0	0.00	709	0.00
ENV EDUCATION & INFO SPEC II	0	0.00	0	0.00	0	0.00	839	0.00
EXECUTIVE II	0	0.00	0	0.00	0	0.00	779	0.00
MANAGEMENT ANALYSIS SPEC I	0	0.00	0	0.00	0	0.00	792	0.00
PLANNER III	0	0.00	0	0.00	0	0.00	1,861	0.00
ENVIRONMENTAL SPEC III	0	0.00	0	0.00	0	0.00	13,138	0.00
ENVIRONMENTAL SCIENTIST	0	0.00	0	0.00	0	0.00	1,001	0.00
ENVIRONMENTAL SUPERVISOR	0	0.00	0	0.00	0	0.00	4,150	0.00
ENVIRONMENTAL MGR B2	0	0.00	0	0.00	0	0.00	2,366	0.00
FISCAL & ADMINISTRATIVE MGR B1	0	0.00	0	0.00	0	0.00	1,034	0.00
DESIGNATED PRINCIPAL ASST DIV	0	0.00	0	0.00	0	0.00	301	0.00
STAFF DIRECTOR	0	0.00	0	0.00	0	0.00	1,465	0.00
TOTAL - PS	0	0.00	0	0.00	0	0.00	31,544	0.00
GRAND TOTAL	\$0	0.00	\$0	0.00	\$0	0.00	\$31,544	0.00
GENERAL REVENUE	\$0	0.00	\$0	0.00	\$0	0.00	\$0	0.00
FEDERAL FUNDS	\$0	0.00	\$0	0.00	\$0	0.00	\$4,053	0.00
OTHER FUNDS	\$0	0.00	\$0	0.00	\$0	0.00	\$27,491	0.00

MISSOURI DEPARTMENT OF NATURAL RESOURCES

DECISION ITEM DETAIL

Budget Unit	FY 2015	FY 2015	FY 2016	FY 2016	FY 2017	FY 2017	FY 2017	FY 2017
Decision Item	ACTUAL	ACTUAL	BUDGET	BUDGET	DEPT REQ	DEPT REQ	GOV REC	GOV REC
Budget Object Class	DOLLAR	FTE	DOLLAR	FTE	DOLLAR	FTE	DOLLAR	FTE
AIR POLLUTION CONTROL PGRM								
Pay Plan - 0000012								
ADMIN OFFICE SUPPORT ASSISTANT	0	0.00	0	0.00	0	0.00	1,160	0.00
OFFICE SUPPORT ASST (KEYBRD)	0	0.00	0	0.00	0	0.00	1,273	0.00
SR OFC SUPPORT ASST (KEYBRD)	0	0.00	0	0.00	0	0.00	4,763	0.00
ACCOUNTANT III	0	0.00	0	0.00	0	0.00	871	0.00
ACCOUNTING ANAL II	0	0.00	0	0.00	0	0.00	778	0.00
RESEARCH ANAL II	0	0.00	0	0.00	0	0.00	1,462	0.00
RESEARCH ANAL III	0	0.00	0	0.00	0	0.00	1,727	0.00
PUBLIC INFORMATION SPEC II	0	0.00	0	0.00	0	0.00	699	0.00
EXECUTIVE I	0	0.00	0	0.00	0	0.00	652	0.00
TOXICOLOGIST	0	0.00	0	0.00	0	0.00	1,178	0.00
ENVIRONMENTAL SPEC III	0	0.00	0	0.00	0	0.00	20,300	0.00
ENVIRONMENTAL ENGR II	0	0.00	0	0.00	0	0.00	24,380	0.00
ENVIRONMENTAL ENGR III	0	0.00	0	0.00	0	0.00	12,106	0.00
ENVIRONMENTAL ENGR IV	0	0.00	0	0.00	0	0.00	2,669	0.00
ENVIRONMENTAL SCIENTIST	0	0.00	0	0.00	0	0.00	6,028	0.00
ENVIRONMENTAL SUPERVISOR	0	0.00	0	0.00	0	0.00	7,334	0.00
ENVIRONMENTAL MGR B1	0	0.00	0	0.00	0	0.00	1,155	0.00
ENVIRONMENTAL MGR B2	0	0.00	0	0.00	0	0.00	4,835	0.00
FISCAL & ADMINISTRATIVE MGR B1	0	0.00	0	0.00	0	0.00	1,038	0.00
STAFF DIRECTOR	0	0.00	0	0.00	0	0.00	1,598	0.00
TOTAL - PS	0	0.00	0	0.00	0	0.00	96,006	0.00
GRAND TOTAL	\$0	0.00	\$0	0.00	\$0	0.00	\$96,006	0.00
GENERAL REVENUE	\$0	0.00	\$0	0.00	\$0	0.00	\$0	0.00
FEDERAL FUNDS	\$0	0.00	\$0	0.00	\$0	0.00	\$20,073	0.00
OTHER FUNDS	\$0	0.00	\$0	0.00	\$0	0.00	\$75,933	0.00

MISSOURI DEPARTMENT OF NATURAL RESOURCES

DECISION ITEM DETAIL

Budget Unit	FY 2015	FY 2015	FY 2016	FY 2016	FY 2017	FY 2017	FY 2017	FY 2017
Decision Item	ACTUAL	ACTUAL	BUDGET	BUDGET	DEPT REQ	DEPT REQ	GOV REC	GOV REC
Budget Object Class	DOLLAR	FTE	DOLLAR	FTE	DOLLAR	FTE	DOLLAR	FTE
HAZARDOUS WASTE PROGRAM								
Pay Plan - 0000012								
ADMIN OFFICE SUPPORT ASSISTANT	0	0.00	0	0.00	0	0.00	2,973	0.00
OFFICE SUPPORT ASST (KEYBRD)	0	0.00	0	0.00	0	0.00	3,250	0.00
SR OFC SUPPORT ASST (KEYBRD)	0	0.00	0	0.00	0	0.00	5,292	0.00
RESEARCH ANAL II	0	0.00	0	0.00	0	0.00	1,516	0.00
PUBLIC INFORMATION SPEC II	0	0.00	0	0.00	0	0.00	349	0.00
EXECUTIVE I	0	0.00	0	0.00	0	0.00	653	0.00
EXECUTIVE II	0	0.00	0	0.00	0	0.00	724	0.00
MANAGEMENT ANALYSIS SPEC II	0	0.00	0	0.00	0	0.00	2,564	0.00
PLANNER II	0	0.00	0	0.00	0	0.00	5,899	0.00
PLANNER III	0	0.00	0	0.00	0	0.00	3,805	0.00
ENVIRONMENTAL SPEC III	0	0.00	0	0.00	0	0.00	29,080	0.00
ENVIRONMENTAL ENGR II	0	0.00	0	0.00	0	0.00	12,626	0.00
ENVIRONMENTAL ENGR III	0	0.00	0	0.00	0	0.00	12,196	0.00
ENVIRONMENTAL ENGR IV	0	0.00	0	0.00	0	0.00	4,061	0.00
ENVIRONMENTAL SCIENTIST	0	0.00	0	0.00	0	0.00	7,374	0.00
ENVIRONMENTAL SUPERVISOR	0	0.00	0	0.00	0	0.00	12,763	0.00
ENVIRONMENTAL MGR B2	0	0.00	0	0.00	0	0.00	7,466	0.00
FISCAL & ADMINISTRATIVE MGR B2	0	0.00	0	0.00	0	0.00	1,177	0.00
STAFF DIRECTOR	0	0.00	0	0.00	0	0.00	1,597	0.00
COMMISSION MEMBER	0	0.00	0	0.00	0	0.00	42	0.00
TOTAL - PS	0	0.00	0	0.00	0	0.00	115,407	0.00
GRAND TOTAL	\$0	0.00	\$0	0.00	\$0	0.00	\$115,407	0.00
GENERAL REVENUE	\$0	0.00	\$0	0.00	\$0	0.00	\$0	0.00
FEDERAL FUNDS	\$0	0.00	\$0	0.00	\$0	0.00	\$73,796	0.00
OTHER FUNDS	\$0	0.00	\$0	0.00	\$0	0.00	\$41,611	0.00

MISSOURI DEPARTMENT OF NATURAL RESOURCES

DECISION ITEM DETAIL

Budget Unit	FY 2015	FY 2015	FY 2016	FY 2016	FY 2017	FY 2017	FY 2017	FY 2017
Decision Item	ACTUAL	ACTUAL	BUDGET	BUDGET	DEPT REQ	DEPT REQ	GOV REC	GOV REC
Budget Object Class	DOLLAR	FTE	DOLLAR	FTE	DOLLAR	FTE	DOLLAR	FTE
PETROLEUM RELATED ACTIVITIES								
Pay Plan - 0000012								
ENVIRONMENTAL SPEC III	0	0.00	0	0.00	0	0.00	14,220	0.00
TOTAL - PS	0	0.00	0	0.00	0	0.00	14,220	0.00
GRAND TOTAL	\$0	0.00	\$0	0.00	\$0	0.00	\$14,220	0.00
GENERAL REVENUE	\$0	0.00	\$0	0.00	\$0	0.00	\$0	0.00
FEDERAL FUNDS	\$0	0.00	\$0	0.00	\$0	0.00	\$0	0.00
OTHER FUNDS	\$0	0.00	\$0	0.00	\$0	0.00	\$14,220	0.00

MISSOURI DEPARTMENT OF NATURAL RESOURCES

DECISION ITEM DETAIL

Budget Unit	FY 2015	FY 2015	FY 2016	FY 2016	FY 2017	FY 2017	FY 2017	FY 2017
Decision Item	ACTUAL	ACTUAL	BUDGET	BUDGET	DEPT REQ	DEPT REQ	GOV REC	GOV REC
Budget Object Class	DOLLAR	FTE	DOLLAR	FTE	DOLLAR	FTE	DOLLAR	FTE
SOLID WASTE MGMT PROGRAM								
Pay Plan - 0000012								
ADMIN OFFICE SUPPORT ASSISTANT	0	0.00	0	0.00	0	0.00	1,142	0.00
SR OFC SUPPORT ASST (KEYBRD)	0	0.00	0	0.00	0	0.00	1,549	0.00
ACCOUNTING SPECIALIST II	0	0.00	0	0.00	0	0.00	808	0.00
RESEARCH ANAL II	0	0.00	0	0.00	0	0.00	724	0.00
PUBLIC INFORMATION SPEC II	0	0.00	0	0.00	0	0.00	349	0.00
MANAGEMENT ANALYSIS SPEC I	0	0.00	0	0.00	0	0.00	751	0.00
MANAGEMENT ANALYSIS SPEC II	0	0.00	0	0.00	0	0.00	886	0.00
PLANNER II	0	0.00	0	0.00	0	0.00	1,745	0.00
ENVIRONMENTAL SPEC III	0	0.00	0	0.00	0	0.00	8,390	0.00
ENVIRONMENTAL ENGR II	0	0.00	0	0.00	0	0.00	5,747	0.00
ENVIRONMENTAL ENGR III	0	0.00	0	0.00	0	0.00	4,503	0.00
ENVIRONMENTAL SCIENTIST	0	0.00	0	0.00	0	0.00	1,964	0.00
ENVIRONMENTAL SUPERVISOR	0	0.00	0	0.00	0	0.00	2,002	0.00
ENVIRONMENTAL MGR B2	0	0.00	0	0.00	0	0.00	2,425	0.00
FISCAL & ADMINISTRATIVE MGR B2	0	0.00	0	0.00	0	0.00	1,083	0.00
STAFF DIRECTOR	0	0.00	0	0.00	0	0.00	1,464	0.00
TOTAL - PS	0	0.00	0	0.00	0	0.00	35,532	0.00
GRAND TOTAL	\$0	0.00	\$0	0.00	\$0	0.00	\$35,532	0.00
GENERAL REVENUE	\$0	0.00	\$0	0.00	\$0	0.00	\$0	0.00
FEDERAL FUNDS	\$0	0.00	\$0	0.00	\$0	0.00	\$0	0.00
OTHER FUNDS	\$0	0.00	\$0	0.00	\$0	0.00	\$35,532	0.00

MISSOURI DEPARTMENT OF NATURAL RESOURCES

DECISION ITEM DETAIL

Budget Unit	FY 2015	FY 2015	FY 2016	FY 2016	FY 2017	FY 2017	FY 2017	FY 2017
Decision Item	ACTUAL	ACTUAL	BUDGET	BUDGET	DEPT REQ	DEPT REQ	GOV REC	GOV REC
Budget Object Class	DOLLAR	FTE	DOLLAR	FTE	DOLLAR	FTE	DOLLAR	FTE
SOLID WASTE FORFEITURES								
Pay Plan - 0000012								
ENVIRONMENTAL ENGR III	0	0.00	0	0.00	0	0.00	19	0.00
ENVIRONMENTAL SUPERVISOR	0	0.00	0	0.00	0	0.00	2	0.00
TOTAL - PS	0	0.00	0	0.00	0	0.00	21	0.00
GRAND TOTAL	\$0	0.00	\$0	0.00	\$0	0.00	\$21	0.00
GENERAL REVENUE	\$0	0.00	\$0	0.00	\$0	0.00	\$19	0.00
FEDERAL FUNDS	\$0	0.00	\$0	0.00	\$0	0.00	\$0	0.00
OTHER FUNDS	\$0	0.00	\$0	0.00	\$0	0.00	\$2	0.00

MISSOURI DEPARTMENT OF NATURAL RESOURCES

DECISION ITEM DETAIL

Budget Unit	FY 2015	FY 2015	FY 2016	FY 2016	FY 2017	FY 2017	FY 2017	FY 2017
Decision Item	ACTUAL	ACTUAL	BUDGET	BUDGET	DEPT REQ	DEPT REQ	GOV REC	GOV REC
Budget Object Class	DOLLAR	FTE	DOLLAR	FTE	DOLLAR	FTE	DOLLAR	FTE
REGIONAL OFFICES								
Pay Plan - 0000012								
OFFICE SUPPORT ASST (KEYBRD)	0	0.00	0	0.00	0	0.00	4,029	0.00
SR OFC SUPPORT ASST (KEYBRD)	0	0.00	0	0.00	0	0.00	7,749	0.00
EXECUTIVE II	0	0.00	0	0.00	0	0.00	3,620	0.00
ENVIRONMENTAL SPEC III	0	0.00	0	0.00	0	0.00	87,588	0.00
ENVIRONMENTAL ENGR II	0	0.00	0	0.00	0	0.00	14,793	0.00
ENVIRONMENTAL ENGR III	0	0.00	0	0.00	0	0.00	6,697	0.00
ENVIRONMENTAL ENGR IV	0	0.00	0	0.00	0	0.00	1,393	0.00
ENVIRONMENTAL SCIENTIST	0	0.00	0	0.00	0	0.00	4,155	0.00
ENVIRONMENTAL SUPERVISOR	0	0.00	0	0.00	0	0.00	25,699	0.00
WATER SPEC III	0	0.00	0	0.00	0	0.00	8,077	0.00
TECHNICAL ASSISTANT II	0	0.00	0	0.00	0	0.00	3,891	0.00
ENVIRONMENTAL MGR B1	0	0.00	0	0.00	0	0.00	3,464	0.00
ENVIRONMENTAL MGR B2	0	0.00	0	0.00	0	0.00	6,086	0.00
ENVIRONMENTAL MGR B3	0	0.00	0	0.00	0	0.00	7,338	0.00
TOTAL - PS	0	0.00	0	0.00	0	0.00	184,579	0.00
GRAND TOTAL	\$0	0.00	\$0	0.00	\$0	0.00	\$184,579	0.00
GENERAL REVENUE	\$0	0.00	\$0	0.00	\$0	0.00	\$43,154	0.00
FEDERAL FUNDS	\$0	0.00	\$0	0.00	\$0	0.00	\$62,795	0.00
OTHER FUNDS	\$0	0.00	\$0	0.00	\$0	0.00	\$78,630	0.00

MISSOURI DEPARTMENT OF NATURAL RESOURCES

DECISION ITEM DETAIL

Budget Unit	FY 2015	FY 2015	FY 2016	FY 2016	FY 2017	FY 2017	FY 2017	FY 2017
Decision Item	ACTUAL	ACTUAL	BUDGET	BUDGET	DEPT REQ	DEPT REQ	GOV REC	GOV REC
Budget Object Class	DOLLAR	FTE	DOLLAR	FTE	DOLLAR	FTE	DOLLAR	FTE
ENVIRONMENTAL SERVICES PRGM								
Pay Plan - 0000012								
ADMIN OFFICE SUPPORT ASSISTANT	0	0.00	0	0.00	0	0.00	2,357	0.00
SR OFC SUPPORT ASST (KEYBRD)	0	0.00	0	0.00	0	0.00	2,258	0.00
PROCUREMENT OFCR I	0	0.00	0	0.00	0	0.00	751	0.00
ACCOUNT CLERK II	0	0.00	0	0.00	0	0.00	517	0.00
EXECUTIVE I	0	0.00	0	0.00	0	0.00	652	0.00
MANAGEMENT ANALYSIS SPEC I	0	0.00	0	0.00	0	0.00	751	0.00
PLANNER II	0	0.00	0	0.00	0	0.00	903	0.00
OCCUPTNL SFTY & HLTH CNSLT III	0	0.00	0	0.00	0	0.00	869	0.00
CHEMIST III	0	0.00	0	0.00	0	0.00	11,887	0.00
CHEMIST IV	0	0.00	0	0.00	0	0.00	2,957	0.00
ENVIRONMENTAL SPEC III	0	0.00	0	0.00	0	0.00	40,274	0.00
ENVIRONMENTAL SCIENTIST	0	0.00	0	0.00	0	0.00	2,904	0.00
ENVIRONMENTAL SUPERVISOR	0	0.00	0	0.00	0	0.00	10,384	0.00
TECHNICAL ASSISTANT II	0	0.00	0	0.00	0	0.00	1,652	0.00
ENVIRONMENTAL MGR B1	0	0.00	0	0.00	0	0.00	2,306	0.00
ENVIRONMENTAL MGR B2	0	0.00	0	0.00	0	0.00	1,328	0.00
ENVIRONMENTAL MGR B3	0	0.00	0	0.00	0	0.00	1,468	0.00
FISCAL & ADMINISTRATIVE MGR B1	0	0.00	0	0.00	0	0.00	1,283	0.00
LABORATORY MANAGER B2	0	0.00	0	0.00	0	0.00	1,227	0.00
TOTAL - PS	0	0.00	0	0.00	0	0.00	86,728	0.00
GRAND TOTAL	\$0	0.00	\$0	0.00	\$0	0.00	\$86,728	0.00
GENERAL REVENUE	\$0	0.00	\$0	0.00	\$0	0.00	\$22,735	0.00
FEDERAL FUNDS	\$0	0.00	\$0	0.00	\$0	0.00	\$30,214	0.00
OTHER FUNDS	\$0	0.00	\$0	0.00	\$0	0.00	\$33,779	0.00

MISSOURI DEPARTMENT OF NATURAL RESOURCES

DECISION ITEM DETAIL

Budget Unit	FY 2015	FY 2015	FY 2016	FY 2016	FY 2017	FY 2017	FY 2017	FY 2017
Decision Item	ACTUAL	ACTUAL	BUDGET	BUDGET	DEPT REQ	DEPT REQ	GOV REC	GOV REC
Budget Object Class	DOLLAR	FTE	DOLLAR	FTE	DOLLAR	FTE	DOLLAR	FTE
ENVIRONMENTAL QUALITY ADMIN								
Pay Plan - 0000012								
ADMIN OFFICE SUPPORT ASSISTANT	0	0.00	0	0.00	0	0.00	1,152	0.00
BUDGET ANAL III	0	0.00	0	0.00	0	0.00	1,022	0.00
PUBLIC INFORMATION COOR	0	0.00	0	0.00	0	0.00	1,768	0.00
MANAGEMENT ANALYSIS SPEC I	0	0.00	0	0.00	0	0.00	886	0.00
MANAGEMENT ANALYSIS SPEC II	0	0.00	0	0.00	0	0.00	2,423	0.00
GRAPHIC ARTS SPEC II	0	0.00	0	0.00	0	0.00	580	0.00
ENVIRONMENTAL MGR B2	0	0.00	0	0.00	0	0.00	2,944	0.00
FISCAL & ADMINISTRATIVE MGR B3	0	0.00	0	0.00	0	0.00	1,400	0.00
INVESTIGATION MGR B1	0	0.00	0	0.00	0	0.00	1,829	0.00
DIVISION DIRECTOR	0	0.00	0	0.00	0	0.00	2,080	0.00
DEPUTY DIVISION DIRECTOR	0	0.00	0	0.00	0	0.00	3,380	0.00
DESIGNATED PRINCIPAL ASST DIV	0	0.00	0	0.00	0	0.00	2,329	0.00
LEGAL COUNSEL	0	0.00	0	0.00	0	0.00	2,146	0.00
TOTAL - PS	0	0.00	0	0.00	0	0.00	23,939	0.00
GRAND TOTAL	\$0	0.00	\$0	0.00	\$0	0.00	\$23,939	0.00
GENERAL REVENUE	\$0	0.00	\$0	0.00	\$0	0.00	\$0	0.00
FEDERAL FUNDS	\$0	0.00	\$0	0.00	\$0	0.00	\$18,408	0.00
OTHER FUNDS	\$0	0.00	\$0	0.00	\$0	0.00	\$5,531	0.00

MISSOURI DEPARTMENT OF NATURAL RESOURCES

DECISION ITEM DETAIL

Budget Unit	FY 2015	FY 2015	FY 2016	FY 2016	FY 2017	FY 2017	FY 2017	FY 2017
Decision Item	ACTUAL	ACTUAL	BUDGET	BUDGET	DEPT REQ	DEPT REQ	GOV REC	GOV REC
Budget Object Class	DOLLAR	FTE	DOLLAR	FTE	DOLLAR	FTE	DOLLAR	FTE
AGENCY WIDE TANK BOARD								
Pay Plan - 0000012								
EXECUTIVE DIRECTOR	0	0.00	0	0.00	0	0.00	1,741	0.00
ADMINISTRATIVE ASSISTANT	0	0.00	0	0.00	0	0.00	760	0.00
TOTAL - PS	0	0.00	0	0.00	0	0.00	2,501	0.00
GRAND TOTAL	\$0	0.00	\$0	0.00	\$0	0.00	\$2,501	0.00
GENERAL REVENUE	\$0	0.00	\$0	0.00	\$0	0.00	\$0	0.00
FEDERAL FUNDS	\$0	0.00	\$0	0.00	\$0	0.00	\$0	0.00
OTHER FUNDS	\$0	0.00	\$0	0.00	\$0	0.00	\$2,501	0.00

MISSOURI DEPARTMENT OF NATURAL RESOURCES

DECISION ITEM DETAIL

Budget Unit	FY 2015	FY 2015	FY 2016	FY 2016	FY 2017	FY 2017	FY 2017	FY 2017
Decision Item	ACTUAL	ACTUAL	BUDGET	BUDGET	DEPT REQ	DEPT REQ	GOV REC	GOV REC
Budget Object Class	DOLLAR	FTE	DOLLAR	FTE	DOLLAR	FTE	DOLLAR	FTE
GEOLOGICAL SURVEY OPERATIONS								
Pay Plan - 0000012								
ADMIN OFFICE SUPPORT ASSISTANT	0	0.00	0	0.00	0	0.00	3,408	0.00
SR OFC SUPPORT ASST (KEYBRD)	0	0.00	0	0.00	0	0.00	2,715	0.00
ACCOUNTANT I	0	0.00	0	0.00	0	0.00	620	0.00
PUBLIC INFORMATION COOR	0	0.00	0	0.00	0	0.00	778	0.00
EXECUTIVE I	0	0.00	0	0.00	0	0.00	652	0.00
EXECUTIVE II	0	0.00	0	0.00	0	0.00	699	0.00
PLANNER IV	0	0.00	0	0.00	0	0.00	1,307	0.00
ECONOMIST	0	0.00	0	0.00	0	0.00	1,130	0.00
ENVIRONMENTAL SPEC II	0	0.00	0	0.00	0	0.00	724	0.00
ENVIRONMENTAL SPEC III	0	0.00	0	0.00	0	0.00	13,095	0.00
ENVIRONMENTAL ENGR II	0	0.00	0	0.00	0	0.00	1,916	0.00
ENVIRONMENTAL ENGR III	0	0.00	0	0.00	0	0.00	4,528	0.00
ENVIRONMENTAL SUPERVISOR	0	0.00	0	0.00	0	0.00	3,238	0.00
TECHNICAL ASSISTANT II	0	0.00	0	0.00	0	0.00	761	0.00
TECHNICAL ASSISTANT III	0	0.00	0	0.00	0	0.00	2,512	0.00
TECHNICAL ASSISTANT IV	0	0.00	0	0.00	0	0.00	3,018	0.00
GEOLOGIST I	0	0.00	0	0.00	0	0.00	1,025	0.00
GEOLOGIST II	0	0.00	0	0.00	0	0.00	18,758	0.00
GEOLOGIST III	0	0.00	0	0.00	0	0.00	4,034	0.00
GEOLOGIST IV	0	0.00	0	0.00	0	0.00	7,633	0.00
CIVIL ENGR DAM SAFETY	0	0.00	0	0.00	0	0.00	3,395	0.00
HYDROLOGIST II	0	0.00	0	0.00	0	0.00	1,708	0.00
HYDROLOGIST III	0	0.00	0	0.00	0	0.00	3,857	0.00
HYDROLOGIST IV	0	0.00	0	0.00	0	0.00	3,637	0.00
LABORER II	0	0.00	0	0.00	0	0.00	464	0.00
MAINTENANCE WORKER II	0	0.00	0	0.00	0	0.00	579	0.00
GRAPHIC ARTS SPEC II	0	0.00	0	0.00	0	0.00	580	0.00
DESIGN/DEVELOP/SURVEY MGR B3	0	0.00	0	0.00	0	0.00	1,359	0.00
ENVIRONMENTAL MGR B1	0	0.00	0	0.00	0	0.00	1,129	0.00
ENVIRONMENTAL MGR B2	0	0.00	0	0.00	0	0.00	6,021	0.00
ENVIRONMENTAL MGR B3	0	0.00	0	0.00	0	0.00	1,464	0.00
FISCAL & ADMINISTRATIVE MGR B1	0	0.00	0	0.00	0	0.00	1,064	0.00

MISSOURI DEPARTMENT OF NATURAL RESOURCES

DECISION ITEM DETAIL

Budget Unit	FY 2015	FY 2015	FY 2016	FY 2016	FY 2017	FY 2017	FY 2017	FY 2017
Decision Item	ACTUAL	ACTUAL	BUDGET	BUDGET	DEPT REQ	DEPT REQ	GOV REC	GOV REC
Budget Object Class	DOLLAR	FTE	DOLLAR	FTE	DOLLAR	FTE	DOLLAR	FTE
GEOLOGICAL SURVEY OPERATIONS								
Pay Plan - 0000012								
FISCAL & ADMINISTRATIVE MGR B2	0	0.00	0	0.00	0	0.00	1,284	0.00
DIVISION DIRECTOR	0	0.00	0	0.00	0	0.00	1,822	0.00
DEPUTY DIVISION DIRECTOR	0	0.00	0	0.00	0	0.00	1,603	0.00
DESIGNATED PRINCIPAL ASST DIV	0	0.00	0	0.00	0	0.00	2,823	0.00
STAFF DIRECTOR	0	0.00	0	0.00	0	0.00	1,464	0.00
MISCELLANEOUS TECHNICAL	0	0.00	0	0.00	0	0.00	748	0.00
MISCELLANEOUS PROFESSIONAL	0	0.00	0	0.00	0	0.00	864	0.00
SPECIAL ASST PROFESSIONAL	0	0.00	0	0.00	0	0.00	2,383	0.00
SPECIAL ASST OFFICE & CLERICAL	0	0.00	0	0.00	0	0.00	954	0.00
TOTAL - PS	0	0.00	0	0.00	0	0.00	111,753	0.00
GRAND TOTAL	\$0	0.00	\$0	0.00	\$0	0.00	\$111,753	0.00
GENERAL REVENUE	\$0	0.00	\$0	0.00	\$0	0.00	\$45,019	0.00
FEDERAL FUNDS	\$0	0.00	\$0	0.00	\$0	0.00	\$35,226	0.00
OTHER FUNDS	\$0	0.00	\$0	0.00	\$0	0.00	\$31,508	0.00

MISSOURI DEPARTMENT OF NATURAL RESOURCES

DECISION ITEM DETAIL

Budget Unit	FY 2015	FY 2015	FY 2016	FY 2016	FY 2017	FY 2017	FY 2017	FY 2017
Decision Item	ACTUAL	ACTUAL	BUDGET	BUDGET	DEPT REQ	DEPT REQ	GOV REC	GOV REC
Budget Object Class	DOLLAR	FTE	DOLLAR	FTE	DOLLAR	FTE	DOLLAR	FTE
STATE PARKS OPERATION								
Pay Plan - 0000012								
ADMIN OFFICE SUPPORT ASSISTANT	0	0.00	0	0.00	0	0.00	14,923	0.00
OFFICE SUPPORT ASST (KEYBRD)	0	0.00	0	0.00	0	0.00	347	0.00
SR OFC SUPPORT ASST (KEYBRD)	0	0.00	0	0.00	0	0.00	13,223	0.00
STOREKEEPER I	0	0.00	0	0.00	0	0.00	516	0.00
SUPPLY MANAGER I	0	0.00	0	0.00	0	0.00	653	0.00
PROCUREMENT OFCR I	0	0.00	0	0.00	0	0.00	751	0.00
ACCOUNT CLERK II	0	0.00	0	0.00	0	0.00	1,058	0.00
BUDGET ANAL III	0	0.00	0	0.00	0	0.00	1,001	0.00
PUBLIC INFORMATION SPEC I	0	0.00	0	0.00	0	0.00	396	0.00
PUBLIC INFORMATION ADMSTR	0	0.00	0	0.00	0	0.00	1,108	0.00
EXECUTIVE I	0	0.00	0	0.00	0	0.00	2,521	0.00
EXECUTIVE II	0	0.00	0	0.00	0	0.00	724	0.00
RISK MANAGEMENT SPEC II	0	0.00	0	0.00	0	0.00	1,108	0.00
MANAGEMENT ANALYSIS SPEC I	0	0.00	0	0.00	0	0.00	751	0.00
MANAGEMENT ANALYSIS SPEC II	0	0.00	0	0.00	0	0.00	1,708	0.00
PLANNER II	0	0.00	0	0.00	0	0.00	3,247	0.00
PLANNER III	0	0.00	0	0.00	0	0.00	4,113	0.00
MUSEUM CURATOR II	0	0.00	0	0.00	0	0.00	2,439	0.00
MUSEUM CURATOR COORDINATOR	0	0.00	0	0.00	0	0.00	903	0.00
CULTURAL RESOURCE PRES II	0	0.00	0	0.00	0	0.00	2,423	0.00
NATURAL RESOURCES STEWARD	0	0.00	0	0.00	0	0.00	6,126	0.00
PARK/HISTORIC SITE SPEC I	0	0.00	0	0.00	0	0.00	1,272	0.00
PARK/HISTORIC SITE SPEC II	0	0.00	0	0.00	0	0.00	6,715	0.00
PARK/HISTORIC SITE SPEC III	0	0.00	0	0.00	0	0.00	16,374	0.00
PARK OPERATIONS & PLNG SPEC I	0	0.00	0	0.00	0	0.00	711	0.00
PARK OPERATIONS & PLNG SPEC II	0	0.00	0	0.00	0	0.00	1,547	0.00
PARK OPERATIONS & PLNG COORD	0	0.00	0	0.00	0	0.00	5,002	0.00
ARCHAEOLOGIST	0	0.00	0	0.00	0	0.00	779	0.00
INTERPRETIVE RESOURCE TECH	0	0.00	0	0.00	0	0.00	5,434	0.00
INTERPRETIVE RESOURCE SPEC I	0	0.00	0	0.00	0	0.00	2,810	0.00
INTERPRETIVE RESOURCE SPEC II	0	0.00	0	0.00	0	0.00	8,200	0.00
INTERPRETIVE RESOURCE SPC III	0	0.00	0	0.00	0	0.00	10,222	0.00

MISSOURI DEPARTMENT OF NATURAL RESOURCES

DECISION ITEM DETAIL

Budget Unit	FY 2015	FY 2015	FY 2016	FY 2016	FY 2017	FY 2017	FY 2017	FY 2017
Decision Item	ACTUAL	ACTUAL	BUDGET	BUDGET	DEPT REQ	DEPT REQ	GOV REC	GOV REC
Budget Object Class	DOLLAR	FTE	DOLLAR	FTE	DOLLAR	FTE	DOLLAR	FTE
STATE PARKS OPERATION								
Pay Plan - 0000012								
INTERPRETIVE RESOURCE COORD	0	0.00	0	0.00	0	0.00	5,964	0.00
PARK RANGER CORPORAL	0	0.00	0	0.00	0	0.00	6,939	0.00
PARK RANGER	0	0.00	0	0.00	0	0.00	20,634	0.00
PARK RANGER SERGEANT	0	0.00	0	0.00	0	0.00	4,629	0.00
ENVIRONMENTAL SCIENTIST	0	0.00	0	0.00	0	0.00	963	0.00
CAPITAL IMPROVEMENTS SPEC II	0	0.00	0	0.00	0	0.00	3,002	0.00
TECHNICAL ASSISTANT III	0	0.00	0	0.00	0	0.00	620	0.00
TECHNICAL ASSISTANT IV	0	0.00	0	0.00	0	0.00	5,195	0.00
DESIGN ENGR III	0	0.00	0	0.00	0	0.00	2,595	0.00
ARCHITECT II	0	0.00	0	0.00	0	0.00	1,965	0.00
ARCHITECT III	0	0.00	0	0.00	0	0.00	3,769	0.00
LAND SURVEYOR II	0	0.00	0	0.00	0	0.00	958	0.00
MAINTENANCE WORKER II	0	0.00	0	0.00	0	0.00	580	0.00
TRACTOR TRAILER DRIVER	0	0.00	0	0.00	0	0.00	699	0.00
BUILDING CONSTRUCTION WKR I	0	0.00	0	0.00	0	0.00	3,480	0.00
BUILDING CONSTRUCTION WKR II	0	0.00	0	0.00	0	0.00	15,026	0.00
BUILDING CONSTRUCTION SPV	0	0.00	0	0.00	0	0.00	1,413	0.00
HEAVY EQUIPMENT OPERATOR	0	0.00	0	0.00	0	0.00	6,246	0.00
PARK MAINTENANCE WKR I	0	0.00	0	0.00	0	0.00	875	0.00
PARK MAINTENANCE WKR II	0	0.00	0	0.00	0	0.00	47,630	0.00
PARK MAINTENANCE WKR III	0	0.00	0	0.00	0	0.00	35,321	0.00
CARPENTER	0	0.00	0	0.00	0	0.00	1,374	0.00
GRAPHIC ARTS SPEC II	0	0.00	0	0.00	0	0.00	580	0.00
GRAPHICS SPV	0	0.00	0	0.00	0	0.00	808	0.00
SIGN MAKER I	0	0.00	0	0.00	0	0.00	578	0.00
SIGN MAKER II	0	0.00	0	0.00	0	0.00	675	0.00
FACILITIES OPERATIONS MGR B2	0	0.00	0	0.00	0	0.00	982	0.00
FISCAL & ADMINISTRATIVE MGR B1	0	0.00	0	0.00	0	0.00	963	0.00
FISCAL & ADMINISTRATIVE MGR B2	0	0.00	0	0.00	0	0.00	1,107	0.00
FISCAL & ADMINISTRATIVE MGR B3	0	0.00	0	0.00	0	0.00	1,400	0.00
LAW ENFORCEMENT MGR B1	0	0.00	0	0.00	0	0.00	2,128	0.00
LAW ENFORCEMENT MGR B2	0	0.00	0	0.00	0	0.00	1,203	0.00

MISSOURI DEPARTMENT OF NATURAL RESOURCES

DECISION ITEM DETAIL

Budget Unit	FY 2015	FY 2015	FY 2016	FY 2016	FY 2017	FY 2017	FY 2017	FY 2017
Decision Item	ACTUAL	ACTUAL	BUDGET	BUDGET	DEPT REQ	DEPT REQ	GOV REC	GOV REC
Budget Object Class	DOLLAR	FTE	DOLLAR	FTE	DOLLAR	FTE	DOLLAR	FTE
STATE PARKS OPERATION								
Pay Plan - 0000012								
LAW ENFORCEMENT MGR B3	0	0.00	0	0.00	0	0.00	1,335	0.00
NATURAL RESOURCES MGR B1	0	0.00	0	0.00	0	0.00	61,234	0.00
NATURAL RESOURCES MGR B2	0	0.00	0	0.00	0	0.00	8,747	0.00
NATURAL RESRCS MGR, BAND 3	0	0.00	0	0.00	0	0.00	1,465	0.00
DEPUTY DIVISION DIRECTOR	0	0.00	0	0.00	0	0.00	3,381	0.00
DESIGNATED PRINCIPAL ASST DIV	0	0.00	0	0.00	0	0.00	4,491	0.00
LEGAL COUNSEL	0	0.00	0	0.00	0	0.00	1,364	0.00
MANAGER	0	0.00	0	0.00	0	0.00	808	0.00
MISCELLANEOUS PROFESSIONAL	0	0.00	0	0.00	0	0.00	923	0.00
SEASONAL AIDE	0	0.00	0	0.00	0	0.00	56,935	0.00
DOMESTIC SERVICE SUPERVISOR	0	0.00	0	0.00	0	0.00	2,456	0.00
SPECIAL ASST PROFESSIONAL	0	0.00	0	0.00	0	0.00	3,830	0.00
SPECIAL ASST OFFICE & CLERICAL	0	0.00	0	0.00	0	0.00	646	0.00
TOTAL - PS	0	0.00	0	0.00	0	0.00	447,021	0.00
GRAND TOTAL	\$0	0.00	\$0	0.00	\$0	0.00	\$447,021	0.00
GENERAL REVENUE	\$0	0.00	\$0	0.00	\$0	0.00	\$0	0.00
FEDERAL FUNDS	\$0	0.00	\$0	0.00	\$0	0.00	\$3,484	0.00
OTHER FUNDS	\$0	0.00	\$0	0.00	\$0	0.00	\$443,537	0.00

MISSOURI DEPARTMENT OF NATURAL RESOURCES

DECISION ITEM DETAIL

Budget Unit	FY 2015	FY 2015	FY 2016	FY 2016	FY 2017	FY 2017	FY 2017	FY 2017
Decision Item	ACTUAL	ACTUAL	BUDGET	BUDGET	DEPT REQ	DEPT REQ	GOV REC	GOV REC
Budget Object Class	DOLLAR	FTE	DOLLAR	FTE	DOLLAR	FTE	DOLLAR	FTE
HISTORIC PRESERVATION								
Pay Plan - 0000012								
ADMIN OFFICE SUPPORT ASSISTANT	0	0.00	0	0.00	0	0.00	600	0.00
SR OFC SUPPORT ASST (KEYBRD)	0	0.00	0	0.00	0	0.00	1,033	0.00
EXECUTIVE I	0	0.00	0	0.00	0	0.00	652	0.00
CULTURAL RESOURCE PRES I	0	0.00	0	0.00	0	0.00	2,896	0.00
CULTURAL RESOURCE PRES II	0	0.00	0	0.00	0	0.00	3,424	0.00
ARCHITECT II	0	0.00	0	0.00	0	0.00	2,926	0.00
NATURAL RESOURCES MGR B2	0	0.00	0	0.00	0	0.00	1,227	0.00
OFFICE WORKER MISCELLANEOUS	0	0.00	0	0.00	0	0.00	1,226	0.00
TOTAL - PS	0	0.00	0	0.00	0	0.00	13,984	0.00
GRAND TOTAL	\$0	0.00	\$0	0.00	\$0	0.00	\$13,984	0.00
GENERAL REVENUE	\$0	0.00	\$0	0.00	\$0	0.00	\$0	0.00
FEDERAL FUNDS	\$0	0.00	\$0	0.00	\$0	0.00	\$7,987	0.00
OTHER FUNDS	\$0	0.00	\$0	0.00	\$0	0.00	\$5,997	0.00

FLEXIBILITY REQUEST FORM

BUDGET UNIT NUMBER: 79335C, 79345C, 79630C, 79640C, 79685C, 79686C, 79687C	DEPARTMENT: NATURAL RESOURCES
BUDGET UNIT NAME: VARIOUS AGENCY WIDE	
HOUSE BILL SECTION(S): 6.300, 6.305, 6.315, 6.320, 6.330	DIVISION: AGENCY WIDE

1. Provide the amount by fund of personal service flexibility and the amount by fund of expense and equipment flexibility you are requesting in dollar and percentage terms and explain why the flexibility is needed. If flexibility is being requested among divisions, provide the amount by fund of flexibility you are requesting in dollar and percentage terms and explain why the flexibility is needed.

GOVERNOR'S RECOMMENDATION

The department requests retention of 50% flexibility between funds (federal and other) for the DNR Integrated Data System (79335C) to allow for the alignment of budget authority with planned spending based on availability of funds and final bid proposals and costs.

The department requests retention of 75% flexibility between funds (federal and other) for Environmental Restoration (79345C), Refunds (79630C), Sales Tax Reimbursement to GR (79640C), and the Cost Allocation Fund Transfers (79685C, 79686C, 79687C). In addition, the department requests retention of the 10% flexibility between the DNR Cost Allocation transfer, the HB 13 Real Estate Cost Allocation transfer, and the OA ITSD Cost Allocation transfer. The flexibility will allow alignment of the budget by fund source based on receipt of funds for environmental restoration, refunds of erroneously collected receipts, and reimbursements of sales tax to General Revenue. Flexibility for Cost Allocation transfers will allow adjustments if needed for responsive service delivery.

2. Estimate how much flexibility will be used for the budget year. How much flexibility was used in the Prior Year Budget and the Current Year Budget? Please specify the amount.

PRIOR YEAR ACTUAL AMOUNT OF FLEXIBILITY USED	CURRENT YEAR ESTIMATED AMOUNT OF FLEXIBILITY THAT WILL BE USED	BUDGET REQUEST - GOVERNOR'S REC ESTIMATED AMOUNT OF FLEXIBILITY THAT WILL BE USED
\$125,180 Fund to Fund (Federal/Other)	Flexibility usage is difficult to estimate at this time.	Flexibility usage is difficult to estimate at this time.

3. Please explain how flexibility was used in the prior and/or current years.

PRIOR YEAR EXPLAIN ACTUAL USE	CURRENT YEAR EXPLAIN PLANNED USE
Fund flexibility was used to align appropriation authority with fund sources necessary for refunds of erroneous receipts.	Flexibility may be used to align the budget by fund source for proper use of revenues/receipts and/or based on funds availability for responsive service delivery.

MISSOURI DEPARTMENT OF NATURAL RESOURCES

DECISION ITEM SUMMARY

Budget Unit								
Decision Item	FY 2015	FY 2015	FY 2016	FY 2016	FY 2017	FY 2017	FY 2017	FY 2017
Budget Object Summary	ACTUAL	ACTUAL	BUDGET	BUDGET	DEPT REQ	DEPT REQ	GOV REC	GOV REC
Fund	DOLLAR	FTE	DOLLAR	FTE	DOLLAR	FTE	DOLLAR	FTE
GRNDWTR PROTECTN FUND TRANSFER								
Groundwater Protect Fund Trf - 1780012								
FUND TRANSFERS								
GROUNDWATER PROTECTION	0	0.00	0	0.00	4,598	0.00	4,598	0.00
TOTAL - TRF	0	0.00	0	0.00	4,598	0.00	4,598	0.00
TOTAL	0	0.00	0	0.00	4,598	0.00	4,598	0.00
GRAND TOTAL	\$0	0.00	\$0	0.00	\$4,598	0.00	\$4,598	0.00

NEW DECISION ITEM

RANK: 015 OF 015

Department of Natural Resources	Budget Unit <u>78860C</u>
Agency Wide Operations	
Groundwater Protection Fund Transfer to GR DI# 1780012	House Bill <u>6.275</u>

1. AMOUNT OF REQUEST

	FY 2017 Budget Request					FY 2017 Governor's Recommendation			
	GR	Federal	Other	Total		GR	Fed	Other	Total
PS	0	0	0	0	PS	0	0	0	0
EE	0	0	0	0	EE	0	0	0	0
PSD	0	0	0	0	PSD	0	0	0	0
TRF	0	0	4,598	4,598	TRF	0	0	4,598	4,598
Total	0	0	4,598	4,598	Total	0	0	4,598	4,598

FTE **0.00 0.00 0.00 0.00**

FTE **0.00 0.00 0.00 0.00**

Est. Fringe	0	0	0	0
--------------------	---	---	---	---

Est. Fringe	0	0	0	0
--------------------	---	---	---	---

Note: Fringes budgeted in House Bill 5 except for certain fringes budgeted directly to MoDOT, Highway Patrol, and Conservation.

Note: Fringes budgeted in House Bill 5 except for certain fringes budgeted directly to MoDOT, Highway Patrol, and Conservation.

Other Funds: Groundwater Protection Fund (0660)

2. THIS REQUEST CAN BE CATEGORIZED AS:

<input type="checkbox"/> New Legislation	<input type="checkbox"/> New Program	<input type="checkbox"/> Supplemental
<input type="checkbox"/> Federal Mandate	<input type="checkbox"/> Program Expansion	<input type="checkbox"/> Cost to Continue
<input type="checkbox"/> GR Pick-Up	<input type="checkbox"/> Space Request	<input type="checkbox"/> Equipment Replacement
<input type="checkbox"/> Pay Plan	<input checked="" type="checkbox"/> Other: <u>Statutory Transfer Provision per RSMo 256.635</u>	

3. WHY IS THIS FUNDING NEEDED? PROVIDE AN EXPLANATION FOR ITEMS CHECKED IN #2. INCLUDE THE FEDERAL OR STATE STATUTORY OR CONSTITUTIONAL AUTHORIZATION FOR THIS PROGRAM.

Per RSMo 256.635, notwithstanding the provisions of 33.080, RSMo, any balance remaining in the Groundwater Protection Fund at the end of an appropriation period shall not be transferred to general revenue, except that should there be a balance remaining in the fund at the end of an appropriation period exceeding one-half of the next year's projected operating budget for administration of sections 256.600 to 256.640, the amount exceeding one-half of the next year's projected budget shall be transferred to the General Revenue Fund.

There was an uncharacteristic amount of revenue related to the drought in FY 2013 which caused the ending cash balance to be in excess of one half of the FY 2014 projected budget. Transfer authority is requested to address this statutory requirement.

NEW DECISION ITEM
RANK: 015 OF 015

Department of Natural Resources	Budget Unit 78860C
Agency Wide Operations	
Groundwater Protection Fund Transfer to GR DI# 1780012	House Bill 6.275

4. DESCRIBE THE DETAILED ASSUMPTIONS USED TO DERIVE THE SPECIFIC REQUESTED AMOUNT. (How did you determine that the requested number of FTE were appropriate? From what source or standard did you derive the requested levels of funding? Were alternatives such as outsourcing or automation considered? If based on new legislation, does request tie to TAFP fiscal note? If not, explain why. Detail which portions of the request are one-times and how those amounts were calculated.)

Ending FY 2013 cash balance	\$480,639
Less half of projected FY 2014 operating budget	\$476,041
Transfer to GR	\$ 4,598

5. BREAK DOWN THE REQUEST BY BUDGET OBJECT CLASS, JOB CLASS, AND FUND SOURCE. IDENTIFY ONE-TIME COSTS.

Budget Object Class/Job Class	Dept Req GR DOLLARS	Dept Req GR FTE	Dept Req FED DOLLARS	Dept Req FED FTE	Dept Req OTHER DOLLARS	Dept Req OTHER FTE	Dept Req TOTAL DOLLARS	Dept Req TOTAL FTE	Dept Req One-Time DOLLARS
Total PS	0	0.00	0	0.00	0	0.00	0	0.00	0
Total EE	0		0		0		0		0
Total PSD	0		0		0		0		0
820/Transfers					4,598		4,598		4,598
Total TRF	0		0		4,598		4,598		4,598
Grand Total	0	0.00	0	0.00	4,598	0.00	4,598	0.00	4,598

NEW DECISION ITEM
RANK: 015 OF 015

Department of Natural Resources					Budget Unit 78860C				
Agency Wide Operations									
Groundwater Protection Fund Transfer to GR			DI# 1780012		House Bill			6.275	
Budget Object Class/Job Class	Gov Rec GR DOLLARS	Gov Rec GR FTE	Gov Rec FED DOLLARS	Gov Rec FED FTE	Gov Rec OTHER DOLLARS	Gov Rec OTHER FTE	Gov Rec TOTAL DOLLARS	Gov Rec TOTAL FTE	Gov Rec One-Time DOLLARS
Total PS	0	0.00	0	0.00	0	0.00	0	0.00	0
Total EE	0		0		0		0		0
Total PSD	0		0		0		0		0
820/Transfers					4,598		4,598		4,598
Total TRF	0		0		4,598		4,598		4,598
Grand Total	0	0.00	0	0.00	4,598	0.00	4,598	0.00	4,598

NEW DECISION ITEM
RANK: 015 OF 015

Department of Natural Resources	Budget Unit <u>78860C</u>
Agency Wide Operations	
Groundwater Protection Fund Transfer to GR DI# 1780012	House Bill <u>6.275</u>

6. PERFORMANCE MEASURES (If new decision item has an associated core, separately identify projected performance with & without additional funding.)

- 6a. Provide an effectiveness measure.**
With this transfer, the department is meeting its statutory obligation.

- 6b. Provide an efficiency measure.**
Not available

- 6c. Provide the number of clients/individuals served, if applicable.**
Not available

- 6d. Provide a customer satisfaction measure, if available.**
Not available

7. STRATEGIES TO ACHIEVE THE PERFORMANCE MEASUREMENT TARGETS:

Transfer funds to the General Revenue Fund.

MISSOURI DEPARTMENT OF NATURAL RESOURCES

DECISION ITEM DETAIL

Budget Unit	FY 2015	FY 2015	FY 2016	FY 2016	FY 2017	FY 2017	FY 2017	FY 2017
Decision Item	ACTUAL	ACTUAL	BUDGET	BUDGET	DEPT REQ	DEPT REQ	GOV REC	GOV REC
Budget Object Class	DOLLAR	FTE	DOLLAR	FTE	DOLLAR	FTE	DOLLAR	FTE
GRNDWTR PROTECTN FUND TRANSFER								
Groundwater Protect Fund Trf - 1780012								
TRANSFERS OUT	0	0.00	0	0.00	4,598	0.00	4,598	0.00
TOTAL - TRF	0	0.00	0	0.00	4,598	0.00	4,598	0.00
GRAND TOTAL	\$0	0.00	\$0	0.00	\$4,598	0.00	\$4,598	0.00
GENERAL REVENUE	\$0	0.00	\$0	0.00	\$0	0.00	\$0	0.00
FEDERAL FUNDS	\$0	0.00	\$0	0.00	\$0	0.00	\$0	0.00
OTHER FUNDS	\$0	0.00	\$0	0.00	\$4,598	0.00	\$4,598	0.00

MISSOURI DEPARTMENT OF NATURAL RESOURCES

DECISION ITEM SUMMARY

Budget Unit									
Decision Item	FY 2015	FY 2015	FY 2016	FY 2016	FY 2017	FY 2017	FY 2017	FY 2017	FY 2017
Budget Object Summary	ACTUAL	ACTUAL	BUDGET	BUDGET	DEPT REQ	DEPT REQ	GOV REC	GOV REC	GOV REC
Fund	DOLLAR	FTE	DOLLAR	FTE	DOLLAR	FTE	DOLLAR	FTE	DOLLAR
DNR INTEGRATED DATA SYSTEM									
CORE									
EXPENSE & EQUIPMENT									
DEPT NATURAL RESOURCES	0	0.00	383,980	0.00	434,523	0.00	434,523	0.00	434,523
MO AIR EMISSION REDUCTION	0	0.00	35,843	0.00	32,711	0.00	32,711	0.00	32,711
NRP-WATER POLLUTION PERMIT FEE	0	0.00	194,412	0.00	217,254	0.00	217,254	0.00	217,254
SOLID WASTE MGMT-SCRAP TIRE	0	0.00	555	0.00	506	0.00	506	0.00	506
SOLID WASTE MANAGEMENT	0	0.00	10,420	0.00	9,510	0.00	9,510	0.00	9,510
METALLIC MINERALS WASTE MGMT	0	0.00	320	0.00	293	0.00	293	0.00	293
PETROLEUM STORAGE TANK INS	0	0.00	47,396	0.00	43,255	0.00	43,255	0.00	43,255
UNDERGROUND STOR TANK REG PROG	0	0.00	3,091	0.00	2,821	0.00	2,821	0.00	2,821
NRP-AIR POLLUTION PERMIT FEE	0	0.00	112,469	0.00	102,641	0.00	102,641	0.00	102,641
ENVIRONMENTAL RADIATION MONITR	0	0.00	16,696	0.00	15,237	0.00	15,237	0.00	15,237
GROUNDWATER PROTECTION	0	0.00	84,646	0.00	38,811	0.00	38,811	0.00	38,811
HAZARDOUS WASTE FUND	0	0.00	45,629	0.00	41,642	0.00	41,642	0.00	41,642
SAFE DRINKING WATER FUND	0	0.00	27,747	0.00	26,046	0.00	26,046	0.00	26,046
DRY-CLEANING ENVIRL RESP TRUST	0	0.00	1,226	0.00	1,119	0.00	1,119	0.00	1,119
MINED LAND RECLAMATION	0	0.00	22,186	0.00	20,247	0.00	20,247	0.00	20,247
TOTAL - EE	0	0.00	986,616	0.00	986,616	0.00	986,616	0.00	986,616
TOTAL	0	0.00	986,616	0.00	986,616	0.00	986,616	0.00	986,616
GRAND TOTAL	\$0	0.00	\$986,616	0.00	\$986,616	0.00	\$986,616	0.00	\$986,616

CORE DECISION ITEM

Department of Natural Resources	Budget Unit <u>79335C</u>
Agency Wide Operations	
Missouri DNR Integrated Data System Core	HB Section <u>6.300</u>

1. CORE FINANCIAL SUMMARY

	FY 2017 Budget Request					FY 2017 Governor's Recommendation			
	GR	Federal	Other	Total		GR	Fed	Other	Total
PS	0	0	0	0	PS	0	0	0	0
EE	0	434,523	552,093	986,616	EE	0	434,523	552,093	986,616
PSD	0	0	0	0	PSD	0	0	0	0
Total	0	434,523	552,093	986,616	Total	0	434,523	552,093	986,616
FTE	0.00	0.00	0.00	0.00	FTE	0.00	0.00	0.00	0.00

Est. Fringe	0	0	0	0
--------------------	---	---	---	---

Note: Fringes budgeted in House Bill 5 except for certain fringes budgeted directly to MoDOT, Highway Patrol, and Conservation.

Est. Fringe	0	0	0	0
--------------------	---	---	---	---

Note: Fringes budgeted in House Bill 5 except for certain fringes budgeted directly to MoDOT, Highway Patrol, and Conservation.

Other Funds: Missouri Air Emission Reduction Fund (0267); Natural Resources Protection Fund-Water Pollution Permit Fee Subaccount (0568); Solid Waste Management Fund-Scrap Tire (0569); Solid Waste Management Fund (0570); Metallic Minerals Waste Management Fund (0575); Petroleum Storage Tank Insurance Fund (0585); Underground Storage Tank Regulation Program Fund (0586); Natural Resources Protection Fund-Air Pollution Permit Fee Subaccount (0594); Environmental Radiation Monitoring Fund (0656); Groundwater Protection Fund (0660); Hazardous Waste Fund (0676); Safe Drinking Water Fund (0679); Dry-Cleaning Environmental Response Trust Fund (0898); Mined Land Reclamation Fund (0906).

2. CORE DESCRIPTION

This request represents the second year of appropriation authority for the development of a reporting and planning system that is secure, consistent, easy to use and eliminates as much paper processing as possible while providing more efficient and timely service to our customers. The Missouri Gateway for Environmental Management, or MoGEM, is the department's solution to address the long-standing issue of lack of integration for the department's core regulated entity data. The department's vision for the future of information management is a fully integrated, secure, geographic-based information management system, allowing for multimedia evaluation (a "one-stop-shop") of regulatory data by department staff, customers and the general public. An equal amount of authority was approved by the Governor and General Assembly in the FY 2015 and FY 2016 budgets with the intent of funding this item for two years. However, due to the lengthy procurement process and other foundational activities the department undertook to ensure we were ready to launch this project, all funds lapsed in FY 2015. The department requests to retain the same level of authority for FY 2017 as the second year of agreed upon funding.

The department requests retention of 50% flexibility between Federal and Other funds to align the budget with planned spending based on funds availability and final bid proposals and costs.

CORE DECISION ITEM

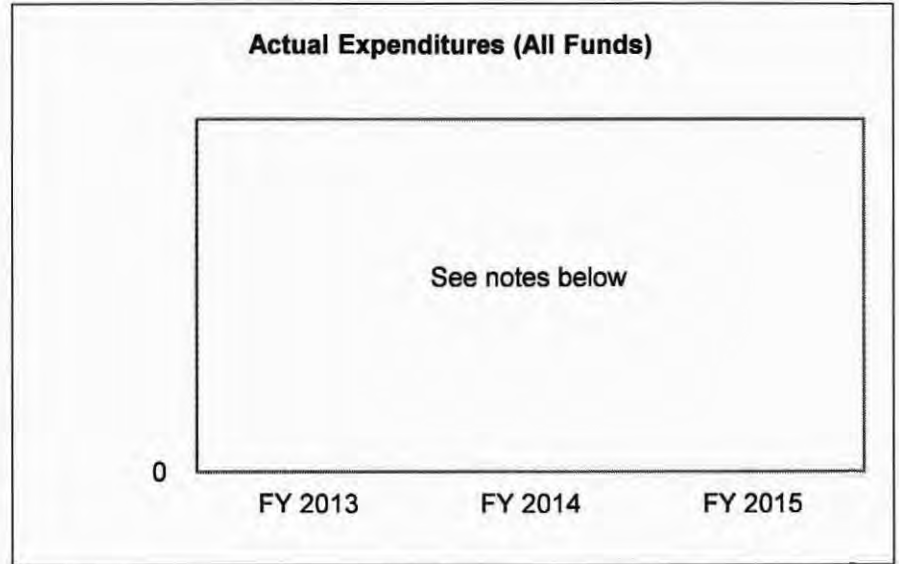
Department of Natural Resources	Budget Unit <u>79335C</u>
Agency Wide Operations	
Missouri DNR Integrated Data System Core	HB Section <u>6.300</u>

3. PROGRAM LISTING (list programs included in this core funding)

DNR Integrated Data System

4. FINANCIAL HISTORY

	FY 2013 Actual	FY 2014 Actual	FY 2015 Actual	FY 2016 Current Yr.
Appropriation (All Funds)	N/A	N/A	986,616	986,616
Less Reverted (All Funds)	N/A	N/A	0	N/A
Less Restricted (All Funds)	N/A	N/A	0	N/A
Budget Authority (All Funds)	N/A	N/A	986,616	N/A
Actual Expenditures (All Funds)	N/A	N/A	0	N/A
Unexpended (All Funds)	N/A	N/A	986,616	N/A
Unexpended, by Fund:				
General Revenue	N/A	N/A	0	N/A
Federal	N/A	N/A	383,980	N/A
Other	N/A	N/A	602,636	N/A



Reverted includes the statutory three-percent reserve amount (when applicable).

Restricted includes any Governor's Expenditure Restrictions which remained at the end of the fiscal year (when applicable).

Actual expenditures for all fiscal years are as of June 30 and do not include lapse period activities.

NOTES:

This was a new decision item in the FY 2015 budget, however the RFP/contract process took a significant amount of time, therefore we lapsed all funds in FY 2015.

CORE RECONCILIATION DETAIL

**DEPARTMENT OF NATURAL RESOURCES
DNR INTEGRATED DATA SYSTEM**

5. CORE RECONCILIATION DETAIL

			Budget Class	FTE	GR	Federal	Other	Total	Explanation
TAFP AFTER VETOES									
			EE	0.00	0	383,980	602,636	986,616	
			Total	0.00	0	383,980	602,636	986,616	
DEPARTMENT CORE ADJUSTMENTS									
Core Reallocation	463	8949	EE	0.00	0	0	(3,132)	(3,132)	Core reallocations will more closely align the budget with planned spending.
Core Reallocation	463	8950	EE	0.00	0	0	22,842	22,842	Core reallocations will more closely align the budget with planned spending.
Core Reallocation	463	8951	EE	0.00	0	0	(49)	(49)	Core reallocations will more closely align the budget with planned spending.
Core Reallocation	463	8952	EE	0.00	0	0	(910)	(910)	Core reallocations will more closely align the budget with planned spending.
Core Reallocation	463	8953	EE	0.00	0	0	(27)	(27)	Core reallocations will more closely align the budget with planned spending.
Core Reallocation	463	8954	EE	0.00	0	0	(4,141)	(4,141)	Core reallocations will more closely align the budget with planned spending.
Core Reallocation	463	8955	EE	0.00	0	0	(270)	(270)	Core reallocations will more closely align the budget with planned spending.
Core Reallocation	463	8956	EE	0.00	0	0	(9,828)	(9,828)	Core reallocations will more closely align the budget with planned spending.

CORE RECONCILIATION DETAIL

DEPARTMENT OF NATURAL RESOURCES
DNR INTEGRATED DATA SYSTEM

5. CORE RECONCILIATION DETAIL

			Budget Class	FTE	GR	Federal	Other	Total	Explanation
DEPARTMENT CORE ADJUSTMENTS									
Core Reallocation	463	8957	EE	0.00	0	0	(1,459)	(1,459)	Core reallocations will more closely align the budget with planned spending.
Core Reallocation	463	8958	EE	0.00	0	0	(45,835)	(45,835)	Core reallocations will more closely align the budget with planned spending.
Core Reallocation	463	8959	EE	0.00	0	0	(3,987)	(3,987)	Core reallocations will more closely align the budget with planned spending.
Core Reallocation	463	8960	EE	0.00	0	0	(1,701)	(1,701)	Core reallocations will more closely align the budget with planned spending.
Core Reallocation	463	8961	EE	0.00	0	0	(107)	(107)	Core reallocations will more closely align the budget with planned spending.
Core Reallocation	463	8962	EE	0.00	0	0	(1,939)	(1,939)	Core reallocations will more closely align the budget with planned spending.
Core Reallocation	463	8948	EE	0.00	0	50,543	0	50,543	Core reallocations will more closely align the budget with planned spending.
NET DEPARTMENT CHANGES				0.00	0	50,543	(50,543)	0	
DEPARTMENT CORE REQUEST									
			EE	0.00	0	434,523	552,093	986,616	
Total				0.00	0	434,523	552,093	986,616	

CORE RECONCILIATION DETAIL

DEPARTMENT OF NATURAL RESOURCES
DNR INTEGRATED DATA SYSTEM

5. CORE RECONCILIATION DETAIL

	Budget Class	FTE	GR	Federal	Other	Total	Explanation
GOVERNOR'S RECOMMENDED CORE							
	EE	0.00	0	434,523	552,093	986,616	
	Total	0.00	0	434,523	552,093	986,616	

MISSOURI DEPARTMENT OF NATURAL RESOURCES

DECISION ITEM DETAIL

Budget Unit	FY 2015	FY 2015	FY 2016	FY 2016	FY 2017	FY 2017	FY 2017	FY 2017
Decision Item	ACTUAL	ACTUAL	BUDGET	BUDGET	DEPT REQ	DEPT REQ	GOV REC	GOV REC
Budget Object Class	DOLLAR	FTE	DOLLAR	FTE	DOLLAR	FTE	DOLLAR	FTE
DNR INTEGRATED DATA SYSTEM								
CORE								
PROFESSIONAL SERVICES	0	0.00	986,616	0.00	986,616	0.00	986,616	0.00
TOTAL - EE	0	0.00	986,616	0.00	986,616	0.00	986,616	0.00
GRAND TOTAL	\$0	0.00	\$986,616	0.00	\$986,616	0.00	\$986,616	0.00
GENERAL REVENUE	\$0	0.00	\$0	0.00	\$0	0.00	\$0	0.00
FEDERAL FUNDS	\$0	0.00	\$383,980	0.00	\$434,523	0.00	\$434,523	0.00
OTHER FUNDS	\$0	0.00	\$602,636	0.00	\$552,093	0.00	\$552,093	0.00

PROGRAM DESCRIPTION

Department of Natural Resources

HB Section(s): 6.300

AWO - Missouri DNR Integrated Data System

Program is found in the following core budget(s): Missouri DNR Integrated Data System

1. What does this program do?

Technology is advancing at a rapid pace and society expects modern tools and technology to be available for the delivery and dissemination of information in every aspect of their work and personal lives. Our customers are demanding we follow suit and provide the information they want and need to manage their operations in a secure, efficient, organized and modern way. Currently, the department is unable to meet those demands except in very limited circumstances. The department's historic approach to data management has been highly compartmentalized into several hundred separate data stores ranging from complex enterprise data systems to access databases to excel spreadsheets and handwritten logs. These practices are outdated, unstable, inefficient and costly to maintain. More than half of these (an estimated 145) contain data or functionality related to environmental and regulatory data. It is difficult to share data internally and in many cases is highly duplicative. Many existing systems are built with antiquated technology and are unreliable. This translates into our need to constantly maintain old technology (to avoid a loss in service) at the expense of investing in modern technology.

The department needs to modernize the way our environmental and regulatory data is managed. Our goal is to develop a reporting and planning system that is secure, consistent, easy to use and eliminates as much paper processing as possible while providing more efficient and timely service to our customers. The department's vision for the future of information management is a fully integrated, secure, geographic-based information management system, allowing for multimedia evaluation (a "one-stop-shop") of regulatory data by department staff, customers and the general public, thus eliminating the need to access our services from different websites, logging in with different information for their facility(ies).

An integrated system is based on the concept that certain activities are common across the department. This "core" functionality serves to link similar information on the same facility across multiple organizational units. Branching off this core is program-specific functionality that supports requirements unique to different regulatory programs. Some of this branching functionality already exists in stable systems that use modern technology. In those cases, interfaces can be built to link well-performing systems to the core. In other cases, databases are severely lacking in functionality or are non-existent. By using an integrated system which we're calling MoGEM (Missouri Gateway for Environmental Management), we can streamline regulatory processes, provide superior service to customers, make appropriate environmental information more easily available and improve internal efficiency.

The first phase, funded in FY 2016, includes foundational activities such as analyzing and documenting business needs for the core MoGEM system as it relates to facility data, design and planning for implementation of MoGEM, and performing analysis and planning activities for existing data systems that will link to MoGEM. This request provides dedicated funding necessary for the second phase - development and implementation of a facility module which is now referred to as the MoGEM master data management model.

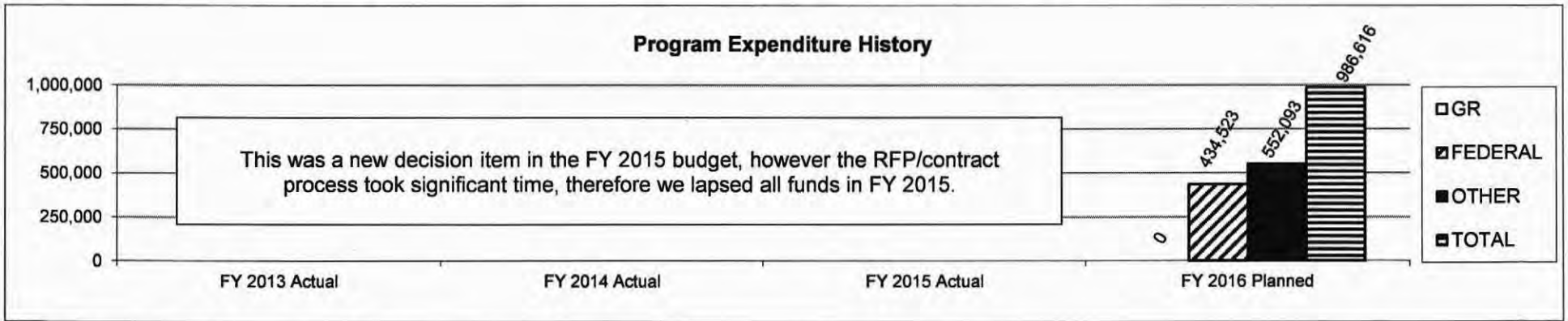
Several states have successfully implemented an integrated data system and/or have been able to implement a variety of eServices to improve customer service. While this core funds the "backbone" system, the department's other information technology funding will continue to fund the expense of maintaining current data systems until they can be replaced and/or integrated into the new system in order to avoid loss of service to the public. Once the "backbone" system is in place, we would then develop and complete the add-on needs. This funding represents the second year of costs over a two-year period.

PROGRAM DESCRIPTION

Department of Natural Resources **HB Section(s): 6.300**
AWO - Missouri DNR Integrated Data System
Program is found in the following core budget(s): Missouri DNR Integrated Data System

- 2. What is the authorization for this program, i.e., federal or state statute, etc.? (Include the federal program number, if applicable.)**
 There is no specific federal or state statutory or constitutional basis for this decision item.
- 3. Are there federal matching requirements? If yes, please explain.**
 Matching requirements vary depending on federal funding utilized.
- 4. Is this a federally mandated program? If yes, please explain.**
 No

5. Provide actual expenditures for the prior three fiscal years and planned expenditures for the current fiscal year.



Note: FY 2016 Planned is shown at full appropriation.

PROGRAM DESCRIPTION

Department of Natural Resources	HB Section(s): 6.300
AWO - Missouri DNR Integrated Data System	
Program is found in the following core budget(s): Missouri DNR Integrated Data System	
6. What are the sources of the "Other " funds?	
Missouri Air Emission Reduction Fund (0267); Natural Resources Protection Fund-Water Pollution Permit Fee Subaccount (0568); Solid Waste Management Fund-Scrap Tire (0569); Solid Waste Management Fund (0570); Metallic Minerals Waste Management Fund (0575); Petroleum Storage Tank Insurance Fund (0585); Underground Storage Tank Regulation Program Fund (0586); Natural Resources Protection Fund-Air Pollution Permit Fee Subaccount (0594); Environmental Radiation Monitoring Fund (0656); Groundwater Protection Fund (0660); Hazardous Waste Fund (0676); Safe Drinking Water Fund (0679); Dry-Cleaning Environmental Response Trust Fund (0898); Mined Land Reclamation Fund (0906).	
The department requests retention of 50% flexibility between Federal and Other funds to align the budget with planned spending based on funds availability and final bid proposals and costs.	
7a. Provide an effectiveness measure.	
By using an integrated system, we can streamline regulatory processes such as application processing and permitting to be more effective.	
7b. Provide an efficiency measure.	
Integrate data among the major data systems (at least 30) and share data among the smaller data bases and data stores (at least 50).	
7c. Provide the number of clients/individuals served, if applicable.	
By using an integrated system, we can provide superior service to regulated and permitted entities by enabling them to securely find relevant information for their facilities quickly and easily and make appropriate environmental information more easily available to the general public.	
7d. Provide a customer satisfaction measure, if available.	
Not available	

MISSOURI DEPARTMENT OF NATURAL RESOURCES

DECISION ITEM SUMMARY

Budget Unit								
Decision Item	FY 2015	FY 2015	FY 2016	FY 2016	FY 2017	FY 2017	FY 2017	FY 2017
Budget Object Summary	ACTUAL	ACTUAL	BUDGET	BUDGET	DEPT REQ	DEPT REQ	GOV REC	GOV REC
Fund	DOLLAR	FTE	DOLLAR	FTE	DOLLAR	FTE	DOLLAR	FTE
ENVIRONMENTAL RESTORATION								
CORE								
EXPENSE & EQUIPMENT								
NATURAL RESOURCES PROTECTION	154,385	0.00	673,488	0.00	673,488	0.00	673,488	0.00
NRP-WATER POLLUTION PERMIT FEE	0	0.00	1	0.00	1	0.00	1	0.00
TOTAL - EE	154,385	0.00	673,489	0.00	673,489	0.00	673,489	0.00
PROGRAM-SPECIFIC								
NATURAL RESOURCES PROTECTION	1,000,000	0.00	5,384,429	0.00	5,384,429	0.00	5,384,429	0.00
NRP-WATER POLLUTION PERMIT FEE	0	0.00	99,999	0.00	99,999	0.00	99,999	0.00
TOTAL - PD	1,000,000	0.00	5,484,428	0.00	5,484,428	0.00	5,484,428	0.00
TOTAL	1,154,385	0.00	6,157,917	0.00	6,157,917	0.00	6,157,917	0.00
GRAND TOTAL	\$1,154,385	0.00	\$6,157,917	0.00	\$6,157,917	0.00	\$6,157,917	0.00

CORE DECISION ITEM

Department of Natural Resources	Budget Unit <u>79345C</u>
Agency Wide Operations	
Environmental Restoration	HB Section <u>6.305</u>

1. CORE FINANCIAL SUMMARY

	FY 2017 Budget Request			
	GR	Federal	Other	Total
PS	0	0	0	0
EE	0	0	673,489	673,489
PSD	0	0	5,484,428	5,484,428
Total	0	0	6,157,917	6,157,917
FTE	0.00	0.00	0.00	0.00

	FY 2017 Governor's Recommendation			
	GR	Fed	Other	Total
PS	0	0	0	0
EE	0	0	673,489	673,489
PSD	0	0	5,484,428	5,484,428
Total	0	0	6,157,917	6,157,917
FTE	0.00	0.00	0.00	0.00

Est. Fringe	0	0	0	0
--------------------	---	---	---	---

Note: Fringes budgeted in House Bill 5 except for certain fringes budgeted directly to MoDOT, Highway Patrol, and Conservation.

Est. Fringe	0	0	0	0
--------------------	---	---	---	---

Note: Fringes budgeted in House Bill 5 except for certain fringes budgeted directly to MoDOT, Highway Patrol, and Conservation.

Other Funds: Natural Resources Protection Fund - Damages Subaccount (0555); Natural Resources Protection Fund - Water Pollution Permit Fee Subaccount (0568)

2. CORE DESCRIPTION

Environmental law violations can have a long lasting effect on the state's natural resources and affect the quality of life of its citizens. Responsible parties must compensate the state for the injuries to the environment caused by their actions. These funds are then available for assessment, restoration or rehabilitation of injured natural resources and related costs, as well as to pay for costs related to the procurement and development and/or restoration of a similar resource. In addition, these funds are used for reasonable costs incurred in obtaining an assessment of such injury, destruction, or loss of natural resources, including expenses and monitoring in accordance with RSMO 640.235.

In recent years, the department has focused on our natural resource injury assessment and damage calculation efforts for impacted sites across the state. This effort includes a comprehensive strategy for natural resource damage assessment and restoration which will allow us to address known sites or injuries in a more timely and complete manner. We anticipate we will be able to identify and quantify the impacts sooner allowing us to proceed to restore, replace or acquire equivalent resources sooner. Identifying and addressing negative impacts will allow us to make improvements to protecting, improving or preserving our natural resources now and into the future.

3. PROGRAM LISTING (list programs included in this core funding)

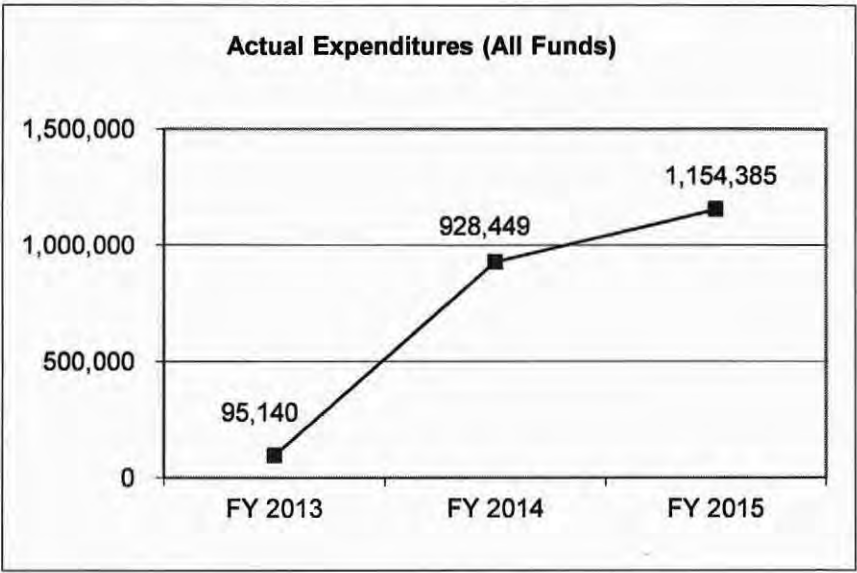
Environmental Restoration

CORE DECISION ITEM

Department of Natural Resources	Budget Unit 79345C
Agency Wide Operations	
Environmental Restoration	HB Section 6.305

4. FINANCIAL HISTORY

	FY 2013 Actual	FY 2014 Actual	FY 2015 Actual	FY 2016 Current Yr.
Appropriation (All Funds)	319,661	6,157,917	6,157,917	6,157,917
Less Reverted (All Funds)	0	0	0	N/A
Less Restricted (All Funds)	0	0	0	N/A
Budget Authority (All Funds)	319,661	6,157,917	6,157,917	N/A
Actual Expenditures (All Funds)	95,140	928,449	1,154,385	N/A
Unexpended (All Funds)	224,521	5,229,468	5,003,532	N/A
Unexpended, by Fund:				
General Revenue	0	0	0	N/A
Federal	0	0	0	N/A
Other	224,521	5,229,468	5,003,532	N/A
	(1)	(1)	(1)	



Reverted includes the statutory three-percent reserve amount (when applicable).

Restricted includes any Governor's Expenditure Restrictions which remained at the end of the fiscal year (when applicable).

Actual expenditures for all fiscal years are as of June 30 and do not include lapse period activities.

NOTES:

(1) In recent years the department has focused staff time on developing appropriate restoration plans for public comment. Based on these plans, appropriations were increased significantly in FY 2014 to allow for expenditures that will occur under the restoration plans in future fiscal years. Higher appropriation amounts allow us to encumber and pay our restoration commitments, which often span multiple fiscal years and can result in unexpended appropriation balances.

CORE RECONCILIATION DETAIL

**DEPARTMENT OF NATURAL RESOURCES
ENVIRONMENTAL RESTORATION**

5. CORE RECONCILIATION DETAIL

	Budget Class	FTE	GR	Federal	Other	Total	Explanation
TAFP AFTER VETOES							
	EE	0.00	0	0	673,489	673,489	
	PD	0.00	0	0	5,484,428	5,484,428	
	Total	0.00	0	0	6,157,917	6,157,917	
DEPARTMENT CORE REQUEST							
	EE	0.00	0	0	673,489	673,489	
	PD	0.00	0	0	5,484,428	5,484,428	
	Total	0.00	0	0	6,157,917	6,157,917	
GOVERNOR'S RECOMMENDED CORE							
	EE	0.00	0	0	673,489	673,489	
	PD	0.00	0	0	5,484,428	5,484,428	
	Total	0.00	0	0	6,157,917	6,157,917	

MISSOURI DEPARTMENT OF NATURAL RESOURCES

DECISION ITEM DETAIL

Budget Unit	FY 2015	FY 2015	FY 2016	FY 2016	FY 2017	FY 2017	FY 2017	FY 2017
Decision Item	ACTUAL	ACTUAL	BUDGET	BUDGET	DEPT REQ	DEPT REQ	GOV REC	GOV REC
Budget Object Class	DOLLAR	FTE	DOLLAR	FTE	DOLLAR	FTE	DOLLAR	FTE
ENVIRONMENTAL RESTORATION								
CORE								
SUPPLIES	0	0.00	950	0.00	950	0.00	950	0.00
PROFESSIONAL SERVICES	56,185	0.00	663,539	0.00	568,539	0.00	568,539	0.00
PROPERTY & IMPROVEMENTS	98,200	0.00	5,000	0.00	100,000	0.00	100,000	0.00
EQUIPMENT RENTALS & LEASES	0	0.00	4,000	0.00	4,000	0.00	4,000	0.00
TOTAL - EE	154,385	0.00	673,489	0.00	673,489	0.00	673,489	0.00
PROGRAM DISTRIBUTIONS	1,000,000	0.00	5,484,428	0.00	5,484,428	0.00	5,484,428	0.00
TOTAL - PD	1,000,000	0.00	5,484,428	0.00	5,484,428	0.00	5,484,428	0.00
GRAND TOTAL	\$1,154,385	0.00	\$6,157,917	0.00	\$6,157,917	0.00	\$6,157,917	0.00
GENERAL REVENUE	\$0	0.00	\$0	0.00	\$0	0.00	\$0	0.00
FEDERAL FUNDS	\$0	0.00	\$0	0.00	\$0	0.00	\$0	0.00
OTHER FUNDS	\$1,154,385	0.00	\$6,157,917	0.00	\$6,157,917	0.00	\$6,157,917	0.00

PROGRAM DESCRIPTION

Department of Natural Resources

HB Section(s): 6.305

AWO - Environmental Restoration

Program is found in the following core budget(s): Environmental Restoration

1. What does this program do?

Violations of water pollution, air pollution, hazardous waste, solid waste, and other environmental laws can have a long lasting effect on the state's natural resources and affect the quality of life of its citizens. Responsible parties must compensate for the injuries to the environment caused by their actions. These funds are then available to help replace or restore injured resources, provide improvements to offset the damage, or provide background data to help measure or mitigate similar future actions that may injure the environment.

Funds received as a result of non-CERCLA natural resource damages, per statute, are deposited 10% (up to \$100,000) to the Chemical Emergency Preparedness Fund, with the remaining funds deposited to the Natural Resources Protection Fund - Damages Subaccount (0555). These funds are then available for assessment, restoration or rehabilitation of injured natural resources and related costs, as well as to pay for costs related to the procurement and development and/or restoration of a similar resource. In addition, these funds are used for reasonable costs incurred in obtaining an assessment of such injury, destruction, or loss of natural resources, including expenses and monitoring in accordance with RSMO 640.235. Court ordered settlements may also be deposited to the Natural Resources Protection Fund - Water Pollution Permit Fees Subaccount (0568).

The funds received for damages in the Natural Resource Protection Fund under Title 42, United States Code, Part 9607 (f) shall be available for use only to restore, replace or acquire the equivalent of such natural resources by the state (Section 640.235.3 RSMo).

The department conducts natural resource damage assessments, works to obtain settlements, and implements restoration plans for injured natural resources in Missouri, independently and in coordination with our federal co-trustees. There are currently ongoing restoration efforts in both Southeast and Southwest Missouri and these projects will continue for a number of years.

2. What is the authorization for this program, i.e., federal or state statute, etc.? (Include the federal program number, if applicable.)

RSMo Chapters 640 and 644	Missouri Clean Water Law
RSMo Chapter 640	Missouri Safe Drinking Water Law
RSMo 260.350 through 260.434	Hazardous Waste Facility Permits – Permitting, Inspection and Enforcement
RSMo 260.435 through 260.480	Abandoned or Uncontrolled Sites (Registry)
RSMo 643.010 through 643.192	Air Pollution Control
RSMo 260.200 through 260.255	Solid Waste Management
Oil Pollution Act of 1990	
Title 42, USC part 9607(f)	Comprehensive Environmental Response, Compensation, and Liability Act of 1980, Public Law 96-510, as amended
RSMo 640.235	Natural Resources Protection Fund Damages

PROGRAM DESCRIPTION

Department of Natural Resources
AWO - Environmental Restoration
Program is found in the following core budget(s): Environmental Restoration

HB Section(s): 6.305

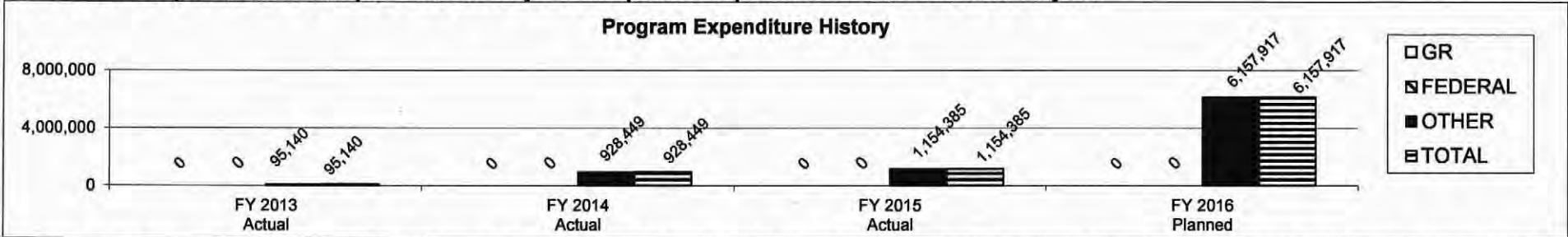
3. Are there federal matching requirements? If yes, please explain.

No

4. Is this a federally mandated program? If yes, please explain.

While there is no federal mandate, the natural resource damages activities are conducted under both state and federal authorizations as indicated in section 2.

5. Provide actual expenditures for the prior three fiscal years and planned expenditures for the current fiscal year.



Notes: Actual expenditures for all fiscal years are as of June 30 and do not include lapse period activities. Unknown settlements and level of work required each year may trigger a lapse of appropriation authority in any given year. In recent years, the department has focused staff time on developing restoration plans for public comment and identifying restoration projects. Restoration project expenditures are anticipated to continue on existing projects and additional projects as they are identified. FY 2016 Planned is shown at full appropriation.

6. What are the sources of the "Other " funds?

Natural Resources Protection Fund – Damages Subaccount (0555); Natural Resources Protection Fund – Water Pollution Permit Fee Subaccount (0568)

7a. Provide and effectiveness measure.

The department funds "on the ground" long-term projects related to water quality monitoring, natural resource damage assessment and restoration activities with NRD monies - examples include:

- Developing an RCDP (Restoration and Compensation Determination Plan) in Southeast Missouri to assess natural resource damages.
- Conducting assessment activities on lands and streams in the Viburnum Trend to determine the levels of metals and possible injury to aquatic and terrestrial life.
- Issuing requests for proposals (RFPs) and selecting projects for natural resource damages restoration projects in Southwest and Southeast Missouri.
- Identifying appropriate properties to compensate the public for loss of injured natural resources.

PROGRAM DESCRIPTION

Department of Natural Resources

HB Section(s): 6.305

AWO - Environmental Restoration

Program is found in the following core budget(s): Environmental Restoration

7a. Provide an effectiveness measure (continued).

Natural Resources Damages (NRD) Site Activities Administered by the Department

	FY 2013 Projected	FY 2013 Actual	FY 2014 Projected	FY 2014 Actual	FY 2015 Projected	FY 2015 Actual	FY 2016 Projected	FY 2017 Projected	FY 2018 Projected
New Sites Screened for NRD Action	1	5	2	4	2	1	4	4	3
Sites Screened Out - No Further Action	5	1	2	5	5	4	4	3	3
Ongoing/Pending NRD Assessments	52	60	60	59	56	56	56	57	57
- NRD Settlements	2	0	1	3	3	4	3	3	3
- NRD Recoveries	2	1	1	1	3	5	2	2	2

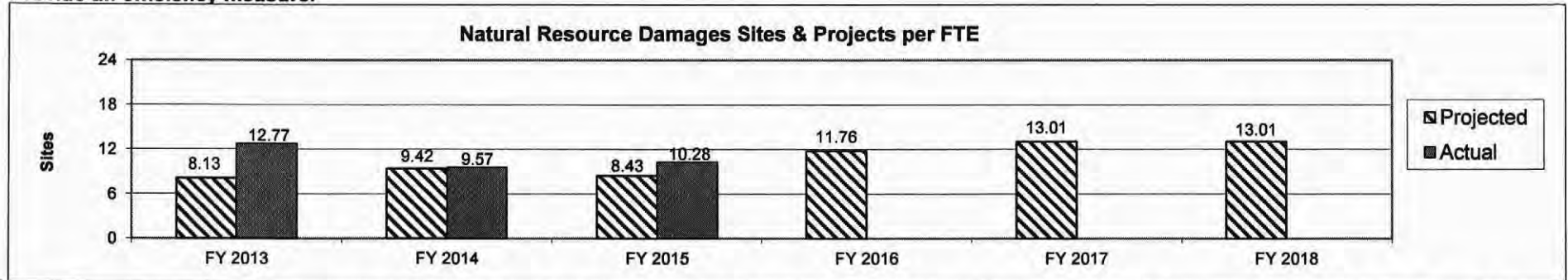
The state has reached a settlement and/or received recoveries on a portion of the ongoing/pending NRD assessment sites. The remaining sites are awaiting further action.

Natural Resources Damages Restoration Projects

	FY 2015 Actual	FY 2016 Projected	FY 2017 Projected	FY 2018 Projected
New Projects	6	6	5	3
Completed Projects	0	0	2	3
On-Going Projects	0	12	15	15

FY 2015 was the first year of restoration project reporting following the establishment of restoration planning documents for the applicable regions. These multi-year projects include primary and/or compensatory restoration using funds from NRD recoveries.

7b. Provide an efficiency measure.




Projections for future years are slightly higher than actual historic totals per FTE due in part to the development of restoration projects that began in fiscal year 2015 and are anticipated to increase in future fiscal years.

PROGRAM DESCRIPTION

Department of Natural Resources
AWO - Environmental Restoration
Program is found in the following core budget(s): Environmental Restoration

HB Section(s): 6.305

7c. Provide the number of clients/individuals served, if applicable.



The chart relates to funds recovered as a result of NRD claims and/or settlements deposited into the NRPD Damages Subaccount (0555). These funds are used to restore, replace, rehabilitate or acquire the equivalent of the injured natural resources so that the public can use and enjoy these natural resources. The chart above represents the number of sites and projects during the fiscal year where the department has worked with some type of NRD activity including but not limited to assessing injuries, reviewing and commenting on documents, settlement negotiations, restoration, and liaison functions.

PROGRAM DESCRIPTION

Department of Natural Resources

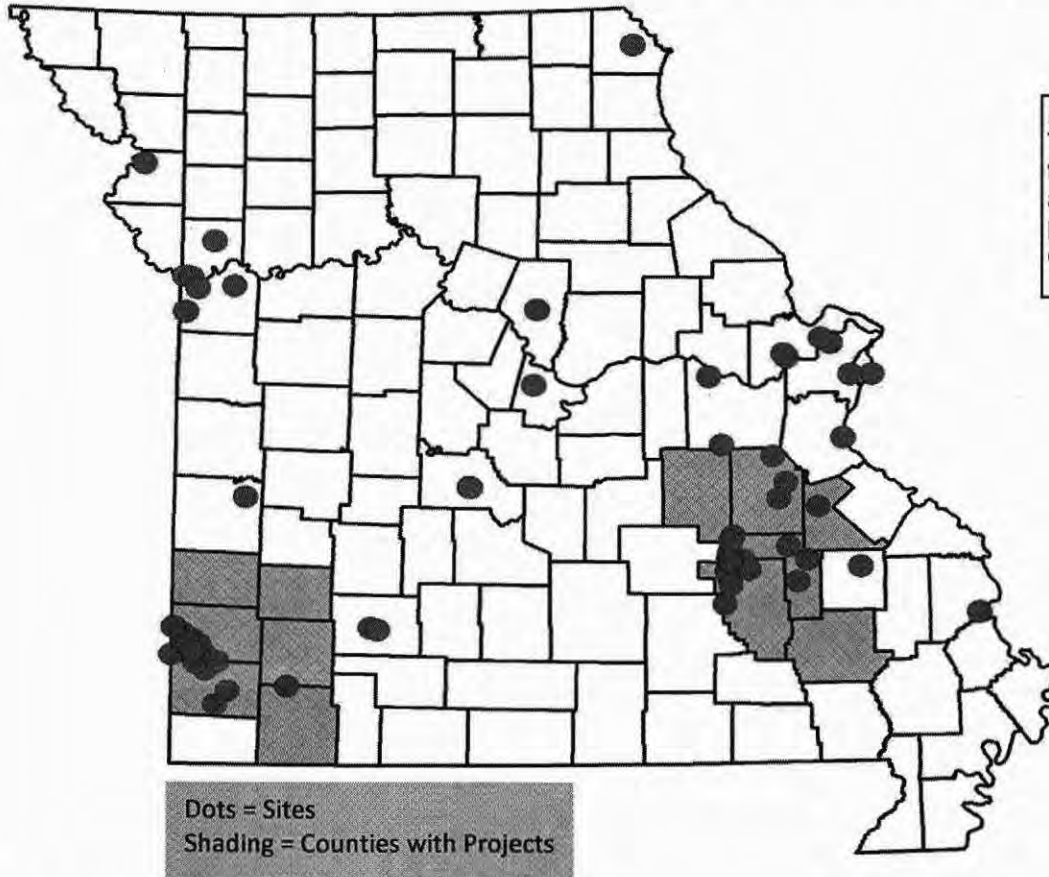
HB Section(s): 6.305

AWO - Environmental Restoration

Program is found in the following core budget(s): Environmental Restoration

7c. Provide the number of clients/individuals served, if applicable (continued).

Natural Resource Damages Sites & Projects Administered by the Department as of FY 2015



Natural Resources Restoration-Southeast and Southwest Missouri
The department, along with its Federal co-trustees, previously completed the regional restoration plans for Southeast and Southwest Missouri to address natural resource injuries in affected areas. Pursuant to these plans, proposals were selected for restoration on mine waste lands, the riparian corridors, and for compensatory restoration.

7d. Provide a customer satisfaction measure, if available.

Not available

MISSOURI DEPARTMENT OF NATURAL RESOURCES

DECISION ITEM SUMMARY

Budget Unit								
Decision Item	FY 2015	FY 2015	FY 2016	FY 2016	FY 2017	FY 2017	FY 2017	FY 2017
Budget Object Summary	ACTUAL	ACTUAL	BUDGET	BUDGET	DEPT REQ	DEPT REQ	GOV REC	GOV REC
Fund	DOLLAR	FTE	DOLLAR	FTE	DOLLAR	FTE	DOLLAR	FTE
NATURAL RESC REVOLVING FUND								
CORE								
EXPENSE & EQUIPMENT								
NATURAL RESOURCES REVOLVING SE	1,998,075	0.00	2,806,745	0.00	2,806,745	0.00	2,806,745	0.00
TOTAL - EE	1,998,075	0.00	2,806,745	0.00	2,806,745	0.00	2,806,745	0.00
PROGRAM-SPECIFIC								
NATURAL RESOURCES REVOLVING SE	67,211	0.00	115,000	0.00	115,000	0.00	115,000	0.00
TOTAL - PD	67,211	0.00	115,000	0.00	115,000	0.00	115,000	0.00
TOTAL	2,065,286	0.00	2,921,745	0.00	2,921,745	0.00	2,921,745	0.00
GRAND TOTAL	\$2,065,286	0.00	\$2,921,745	0.00	\$2,921,745	0.00	\$2,921,745	0.00

CORE DECISION ITEM

Department of Natural Resources	Budget Unit <u>79620C</u>
Agency Wide Operations	
Natural Resources Revolving Services Core	HB Section <u>6.310</u>

1. CORE FINANCIAL SUMMARY

	FY 2017 Budget Request			
	GR	Federal	Other	Total
PS	0	0	0	0
EE	0	0	2,806,745	2,806,745
PSD	0	0	115,000	115,000
Total	0	0	2,921,745	2,921,745
FTE	0.00	0.00	0.00	0.00

	FY 2017 Governor's Recommendation			
	GR	Fed	Other	Total
PS	0	0	0	0
EE	0	0	2,806,745	2,806,745
PSD	0	0	115,000	115,000
Total	0	0	2,921,745	2,921,745
FTE	0.00	0.00	0.00	0.00

Est. Fringe	0	0	0	0
--------------------	---	---	---	---

Note: Fringes budgeted in House Bill 5 except for certain fringes budgeted directly to MoDOT, Highway Patrol, and Conservation.

Est. Fringe	0	0	0	0
--------------------	---	---	---	---

Note: Fringes budgeted in House Bill 5 except for certain fringes budgeted directly to MoDOT, Highway Patrol, and Conservation.

Other Funds: DNR Revolving Services Fund (0425)

2. CORE DESCRIPTION

The department bills the programs for internal services such as vehicle replacements, interdivisional agreements and conferences/training. The department also bills other governmental agencies or members of the general public for external services such as publication/data sales, environmental education and environmental services. This appropriation gives the department the ability to respond to both internal and external customers. Loss of this appropriation would result in a slower, more cumbersome and therefore, more costly payment method and, in some cases, the inability to respond to increasing demands by our internal and external customers.

3. PROGRAM LISTING (list programs included in this core funding)

Natural Resources Revolving Services

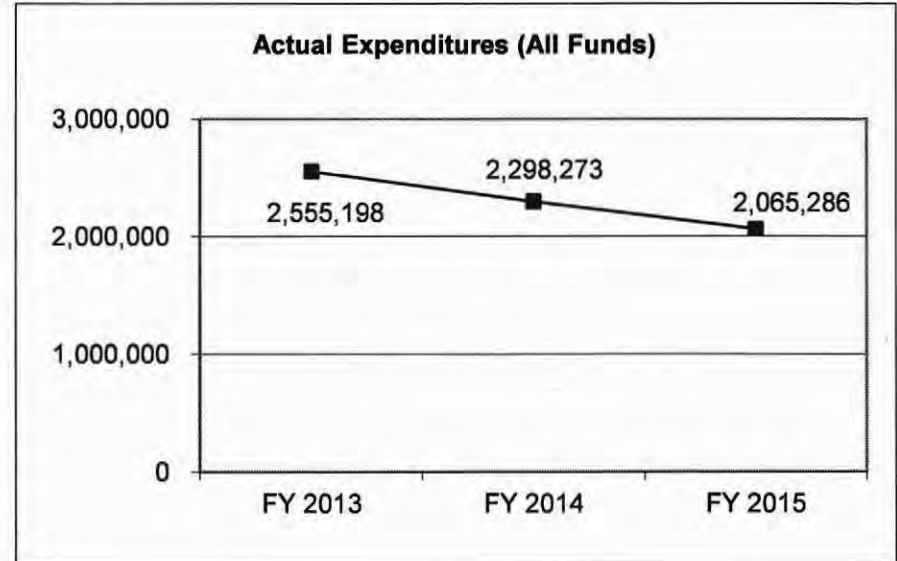
CORE DECISION ITEM

Department of Natural Resources
Agency Wide Operations
Natural Resources Revolving Services Core

Budget Unit 79620C
HB Section 6.310

4. FINANCIAL HISTORY

	FY 2013 Actual	FY 2014 Actual	FY 2015 Actual	FY 2016 Current Yr.
Appropriation (All Funds)	3,119,619	3,001,745	2,921,745	2,921,745
Less Reverted (All Funds)	0	0	0	N/A
Less Restricted (All Funds)	0	0	0	N/A
Budget Authority (All Funds)	3,119,619	3,001,745	2,921,745	N/A
Actual Expenditures (All Funds)	2,555,198	2,298,273	2,065,286	N/A
Unexpended (All Funds)	564,421	703,472	856,459	N/A
Unexpended, by Fund:				
General Revenue	0	0	0	N/A
Federal	0	0	0	N/A
Other	564,421	703,472	856,459	N/A
		(1)	(2)	



Reverted includes the statutory three-percent reserve amount (when applicable).

Restricted includes any Governor's Expenditure Restrictions which remained at the end of the fiscal year (when applicable).

Actual expenditures for all fiscal years are as of June 30 and do not include lapse period activities.

NOTES:

(1) Lapses include appropriation authority for Land Survey Program which was transferred to Missouri Department of Agriculture in the FY 2015 budget.

(2) Lapses are primarily due to the department delaying the replacement of vehicles.

CORE RECONCILIATION DETAIL

**DEPARTMENT OF NATURAL RESOURCES
NATURAL RESC REVOLVING FUND**

5. CORE RECONCILIATION DETAIL

	Budget Class	FTE	GR	Federal	Other	Total	Explanation
TAFP AFTER VETOES							
	EE	0.00	0	0	2,806,745	2,806,745	
	PD	0.00	0	0	115,000	115,000	
	Total	0.00	0	0	2,921,745	2,921,745	
DEPARTMENT CORE REQUEST							
	EE	0.00	0	0	2,806,745	2,806,745	
	PD	0.00	0	0	115,000	115,000	
	Total	0.00	0	0	2,921,745	2,921,745	
GOVERNOR'S RECOMMENDED CORE							
	EE	0.00	0	0	2,806,745	2,806,745	
	PD	0.00	0	0	115,000	115,000	
	Total	0.00	0	0	2,921,745	2,921,745	

MISSOURI DEPARTMENT OF NATURAL RESOURCES

DECISION ITEM DETAIL

Budget Unit	FY 2015	FY 2015	FY 2016	FY 2016	FY 2017	FY 2017	FY 2017	FY 2017
Decision Item	ACTUAL	ACTUAL	BUDGET	BUDGET	DEPT REQ	DEPT REQ	GOV REC	GOV REC
Budget Object Class	DOLLAR	FTE	DOLLAR	FTE	DOLLAR	FTE	DOLLAR	FTE
NATURAL RESC REVOLVING FUND								
CORE								
TRAVEL, IN-STATE	1,043	0.00	392	0.00	1,043	0.00	1,043	0.00
TRAVEL, OUT-OF-STATE	0	0.00	300	0.00	300	0.00	300	0.00
FUEL & UTILITIES	6,624	0.00	5,800	0.00	5,800	0.00	5,800	0.00
SUPPLIES	95,500	0.00	177,133	0.00	177,133	0.00	177,133	0.00
PROFESSIONAL DEVELOPMENT	90	0.00	6,879	0.00	6,228	0.00	6,228	0.00
COMMUNICATION SERV & SUPP	757	0.00	1,939	0.00	1,939	0.00	1,939	0.00
PROFESSIONAL SERVICES	15,640	0.00	63,927	0.00	63,927	0.00	63,927	0.00
HOUSEKEEPING & JANITORIAL SERV	2,698	0.00	900	0.00	2,698	0.00	2,698	0.00
M&R SERVICES	248	0.00	32,019	0.00	30,221	0.00	30,221	0.00
MOTORIZED EQUIPMENT	981,871	0.00	1,578,402	0.00	1,578,402	0.00	1,578,402	0.00
OFFICE EQUIPMENT	2,645	0.00	21,686	0.00	21,686	0.00	21,686	0.00
OTHER EQUIPMENT	47,825	0.00	51,311	0.00	51,311	0.00	51,311	0.00
BUILDING LEASE PAYMENTS	0	0.00	650	0.00	650	0.00	650	0.00
EQUIPMENT RENTALS & LEASES	21	0.00	6,279	0.00	6,279	0.00	6,279	0.00
MISCELLANEOUS EXPENSES	2,091	0.00	43,831	0.00	43,831	0.00	43,831	0.00
REBILLABLE EXPENSES	841,022	0.00	815,297	0.00	815,297	0.00	815,297	0.00
TOTAL - EE	1,998,075	0.00	2,806,745	0.00	2,806,745	0.00	2,806,745	0.00
DEBT SERVICE	67,211	0.00	115,000	0.00	115,000	0.00	115,000	0.00
TOTAL - PD	67,211	0.00	115,000	0.00	115,000	0.00	115,000	0.00
GRAND TOTAL	\$2,065,286	0.00	\$2,921,745	0.00	\$2,921,745	0.00	\$2,921,745	0.00
GENERAL REVENUE	\$0	0.00	\$0	0.00	\$0	0.00	\$0	0.00
FEDERAL FUNDS	\$0	0.00	\$0	0.00	\$0	0.00	\$0	0.00
OTHER FUNDS	\$2,065,286	0.00	\$2,921,745	0.00	\$2,921,745	0.00	\$2,921,745	0.00

PROGRAM DESCRIPTION

Department of Natural Resources
AWO - Natural Resources Revolving Services
Program is found in the following core budget(s): Natural Resources Revolving Services

HB Section(s): 6.310

1. What does this program do?

The department bills the programs for internal services such as vehicle replacements, interdivisional agreements and conferences/training. The department also bills other governmental agencies or members of the general public for external services such as publication/data sales, environmental education and environmental services. This appropriation gives the department the ability to respond to both internal and external customers.

2. What is the authorization for this program, i.e., federal or state statute, etc.? (Include the federal program number, if applicable.)

RSMo 640.065 Natural Resources Revolving Services Fund

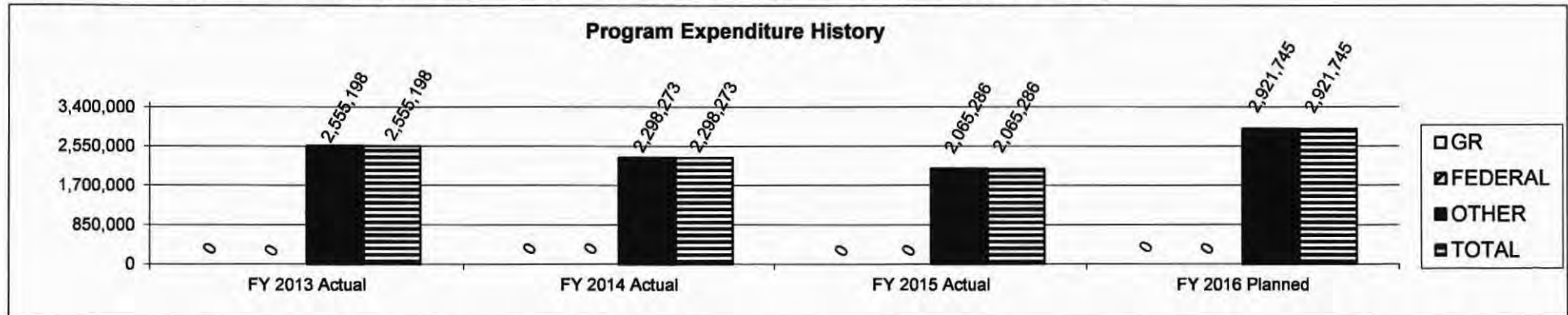
3. Are there federal matching requirements? If yes, please explain.

No

4. Is this a federally mandated program? If yes, please explain.

No

5. Provide actual expenditures for the prior three fiscal years and planned expenditures for the current fiscal year.



Note: Actual expenditures for all fiscal years are as of June 30 and do not include lapse period activities. FY 2016 Planned is shown at full appropriation.

6. What are the sources of the "Other " funds?

DNR Revolving Services Fund (0425)

PROGRAM DESCRIPTION

Department of Natural Resources

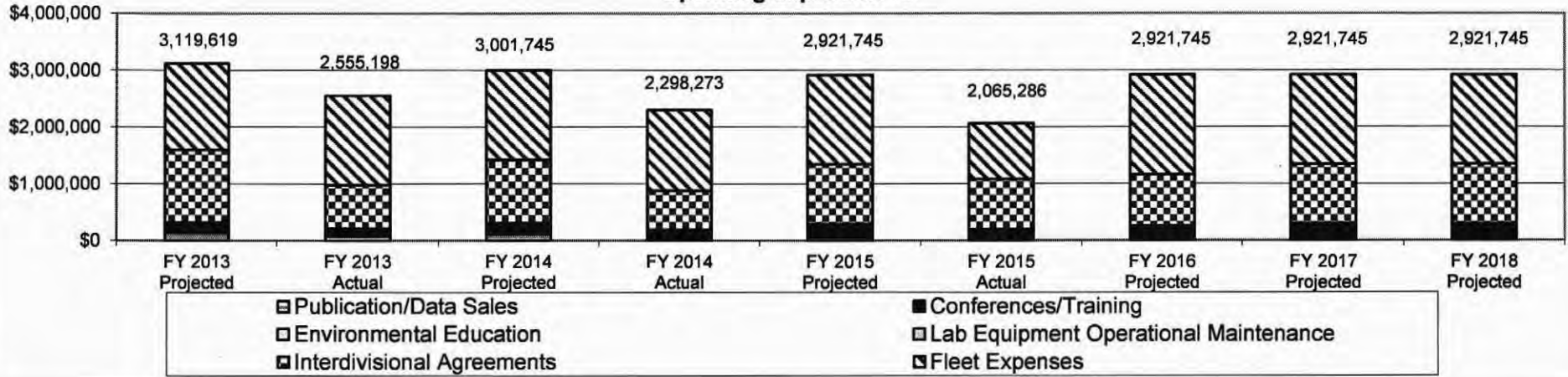
HB Section(s): 6.310

AWO - Natural Resources Revolving Services

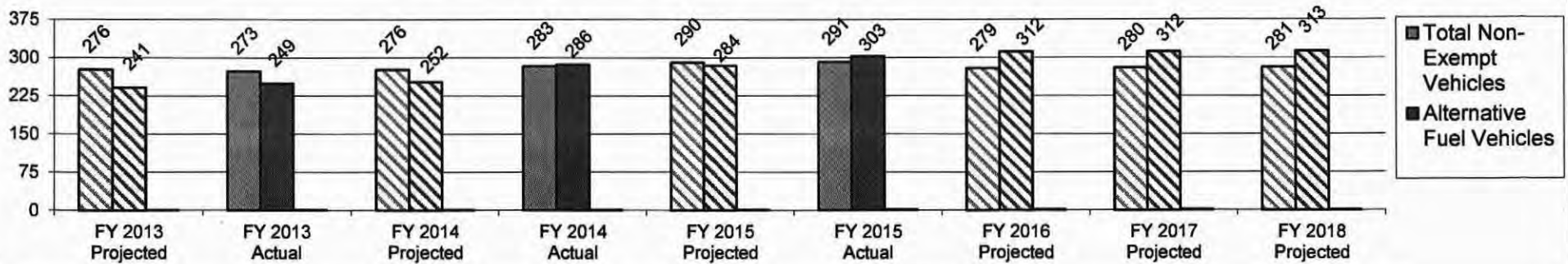
Program is found in the following core budget(s): Natural Resources Revolving Services

7a. Provide an effectiveness measure.

Operating Expenditures



Alternative Fuel Fleet



Notes: The Alternative Fuel Vehicles data includes vehicles from exempt and non-exempt categories.

PROGRAM DESCRIPTION

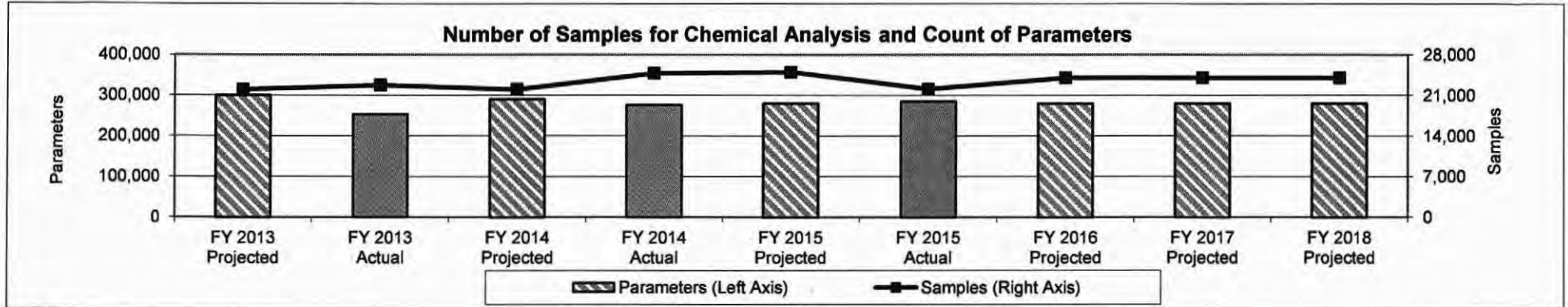
Department of Natural Resources

HB Section(s): 6.310

AWO - Natural Resources Revolving Services

Program is found in the following core budget(s): Natural Resources Revolving Services

7a. Provide an effectiveness measure (continued).



One sample may be tested for multiple parameters. For example, a specific drinking water sample may be tested for parameters such as lead, copper, and turbidity.

7b. Provide an efficiency measure.

The DNR Revolving Services Fund allows the department to receive monies from the delivery of services and the sale or resale of maps, publications and documents. These funds are used to purchase goods or services, publish maps and publications, and pay for shipping charges, laboratory services, core library fees, workshops, conferences and interdivisional agreements. This appropriation gives the department the ability to respond to both internal and external customers. Not having this appropriation would result in a slower, more cumbersome and therefore more costly payment method, and in some cases, the inability to respond to increasing demands by our internal and external customers.

7c. Provide the number of clients/individuals served, if applicable.

Maps (geological and surficial materials) and publications produced (1)	FY 2013		FY 2014		FY 2015		FY 2016	FY 2017	FY 2018
	Projected	Actual	Projected	Actual	Projected	Actual	Projected	Projected	Projected
	8	21	3	7	8	14	9	10	10

(1) Dependent upon availability of grant funding.

7d. Provide a customer satisfaction measure, if available.

Not available

MISSOURI DEPARTMENT OF NATURAL RESOURCES

DECISION ITEM SUMMARY

Budget Unit									
Decision Item	FY 2015	FY 2015	FY 2016	FY 2016	FY 2017	FY 2017	FY 2017	FY 2017	FY 2017
Budget Object Summary	ACTUAL	ACTUAL	BUDGET	BUDGET	DEPT REQ	DEPT REQ	GOV REC	GOV REC	GOV REC
Fund	DOLLAR	FTE	DOLLAR	FTE	DOLLAR	FTE	DOLLAR	FTE	DOLLAR
REFUND ACCOUNTS									
CORE									
PROGRAM-SPECIFIC									
DEPT NATURAL RESOURCES	1,571	0.00	9,445	0.00	9,445	0.00	9,445	0.00	9,445
ABANDONED MINE RECLAMATION	0	0.00	165	0.00	165	0.00	165	0.00	165
MO AIR EMISSION REDUCTION	22,800	0.00	15,988	0.00	15,988	0.00	15,988	0.00	15,988
STATE PARKS EARNINGS	84,518	0.00	44,946	0.00	84,946	0.00	84,946	0.00	84,946
NATURAL RESOURCES REVOLVING SE	270	0.00	1,419	0.00	1,419	0.00	1,419	0.00	1,419
HISTORIC PRESERVATION REVOLV	0	0.00	165	0.00	165	0.00	165	0.00	165
DNR COST ALLOCATION	0	0.00	3,478	0.00	3,478	0.00	3,478	0.00	3,478
OIL AND GAS RESOURCES FUND	0	0.00	0	0.00	100	0.00	100	0.00	100
NRP-WATER POLLUTION PERMIT FEE	15,168	0.00	46,982	0.00	46,982	0.00	46,982	0.00	46,982
SOLID WASTE MGMT-SCRAP TIRE	0	0.00	1,165	0.00	1,165	0.00	1,165	0.00	1,165
SOLID WASTE MANAGEMENT	0	0.00	1,165	0.00	1,165	0.00	1,165	0.00	1,165
METALLIC MINERALS WASTE MGMT	0	0.00	165	0.00	165	0.00	165	0.00	165
NRP-AIR POLLUTION ASBESTOS FEE	4,155	0.00	9,930	0.00	9,930	0.00	9,930	0.00	9,930
UNDERGROUND STOR TANK REG PROG	0	0.00	4,965	0.00	4,965	0.00	4,965	0.00	4,965
NRP-AIR POLLUTION PERMIT FEE	2,120	0.00	62,082	0.00	62,082	0.00	62,082	0.00	62,082
WATER & WASTEWATER LOAN REVOLV	0	0.00	10,498	0.00	10,498	0.00	10,498	0.00	10,498
PARKS SALES TAX	7,953	0.00	65,723	0.00	25,723	0.00	25,723	0.00	25,723
SOIL AND WATER SALES TAX	0	0.00	329	0.00	329	0.00	329	0.00	329
WATER & WASTEWATER LOAN FUND	0	0.00	165	0.00	165	0.00	165	0.00	165
ENVIRONMENTAL RADIATION MONITR	0	0.00	250	0.00	250	0.00	250	0.00	250
GROUNDWATER PROTECTION	1,080	0.00	3,165	0.00	3,165	0.00	3,165	0.00	3,165
HAZARDOUS WASTE FUND	7,210	0.00	59,688	0.00	59,688	0.00	59,688	0.00	59,688
SAFE DRINKING WATER FUND	2,345	0.00	14,726	0.00	14,726	0.00	14,726	0.00	14,726
OIL AND GAS REMEDIAL	0	0.00	750	0.00	650	0.00	650	0.00	650
STORM WATER LOAN REVOLVING	0	0.00	200	0.00	200	0.00	200	0.00	200
RURAL WATER AND SEWER LOAN REV	0	0.00	165	0.00	165	0.00	165	0.00	165
GEOLOGIC RESOURCES FUND	0	0.00	400	0.00	400	0.00	400	0.00	400
CONFEDERATE MEMORIAL PARK	0	0.00	165	0.00	165	0.00	165	0.00	165
CONCENT ANIMAL FEEDING	0	0.00	450	0.00	450	0.00	450	0.00	450
DRY-CLEANING ENVIRL RESP TRUST	0	0.00	4,000	0.00	4,000	0.00	4,000	0.00	4,000
MINED LAND RECLAMATION	0	0.00	10,095	0.00	10,095	0.00	10,095	0.00	10,095

1/21/16 9:54

lm_disummary

MISSOURI DEPARTMENT OF NATURAL RESOURCES

DECISION ITEM SUMMARY

Budget Unit									
Decision Item	FY 2015	FY 2015	FY 2016	FY 2016	FY 2017	FY 2017	FY 2017	FY 2017	FY 2017
Budget Object Summary	ACTUAL	ACTUAL	BUDGET	BUDGET	DEPT REQ	DEPT REQ	GOV REC	GOV REC	GOV REC
Fund	DOLLAR	FTE	DOLLAR	FTE	DOLLAR	FTE	DOLLAR	FTE	FTE
REFUND ACCOUNTS									
CORE									
PROGRAM-SPECIFIC									
BABLER STATE PARK	0	0.00	417	0.00	417	0.00	417	0.00	0.00
TOTAL - PD	149,190	0.00	373,246	0.00	373,246	0.00	373,246	0.00	0.00
TOTAL	149,190	0.00	373,246	0.00	373,246	0.00	373,246	0.00	0.00
GRAND TOTAL	\$149,190	0.00	\$373,246	0.00	\$373,246	0.00	\$373,246	0.00	0.00

CORE DECISION ITEM

Department of Natural Resources	Budget Unit 79630C
Agency Wide Operations	
Refund Accounts Core	HB Section 6.315

1. CORE FINANCIAL SUMMARY

	FY 2017 Budget Request			
	GR	Federal	Other	Total
PS	0	0	0	0
EE	0	0	0	0
PSD	0	9,610	363,636	373,246
Total	0	9,610	363,636	373,246
FTE	0.00	0.00	0.00	0.00

	FY 2017 Governor's Recommendation			
	GR	Fed	Other	Total
PS	0	0	0	0
EE	0	0	0	0
PSD	0	9,610	363,636	373,246
Total	0	9,610	363,636	373,246
FTE	0.00	0.00	0.00	0.00

Est. Fringe	0	0	0	0
--------------------	---	---	---	---

Note: Fringes budgeted in House Bill 5 except for certain fringes budgeted directly to MoDOT, Highway Patrol, and Conservation.

Est. Fringe	0	0	0	0
--------------------	---	---	---	---

Note: Fringes budgeted in House Bill 5 except for certain fringes budgeted directly to MoDOT, Highway Patrol, and Conservation.

Other Funds: Missouri Air Emission Reduction Fund (0267); State Parks Earnings Fund (0415); DNR Revolving Services Fund (0425); Historic Preservation Revolving Fund (0430); Cost Allocation Fund (0500); Oil and Gas Resources Fund (0543); Natural Resources Protection Fund-Water Pollution Permit Fee Subaccount (0568); Solid Waste Management Fund-Scrap Tire (0569); Solid Waste Management Fund (0570); Metallic Minerals Waste Management Fund (0575); Natural Resources Protection Fund-Air Pollution Asbestos Fee Subaccount (0584); Underground Storage Tank Regulation Program Fund (0586); Natural Resources Protection Fund-Air Pollution Permit Fee Subaccount (0594); Water and Wastewater Loan Revolving Fund (0602); Parks Sales Tax Fund (0613); Soil and Water Sales Tax Fund (0614); Water and Wastewater Loan Fund (0649); Environmental Radiation Monitoring Fund (0656); Groundwater Protection Fund (0660); Hazardous Waste Fund (0676); Safe Drinking Water Fund (0679); Oil and Gas Remedial Fund (0699); Stormwater Loan Revolving Fund (0754); Rural Water and Sewer Loan Revolving Fund (0755); Geologic Resources Fund (0801); Confederate Memorial Park Fund (0812); Concentrated Animal Feeding Operation Indemnity Fund (0834); Dry-Cleaning Environmental Response Trust Fund (0898); Mined Land Reclamation Fund (0906); and Babler State Park Fund (0911).

2. CORE DESCRIPTION

As a cash management practice, the department deposits revenue it receives as soon as possible. Since the department has many different revenue streams, there are occasions when revenue payments received by the department need to be refunded. This appropriation provides the means to efficiently refund these revenues to the entity that made the payment without having a negative impact on the department's operating budget.

CORE DECISION ITEM

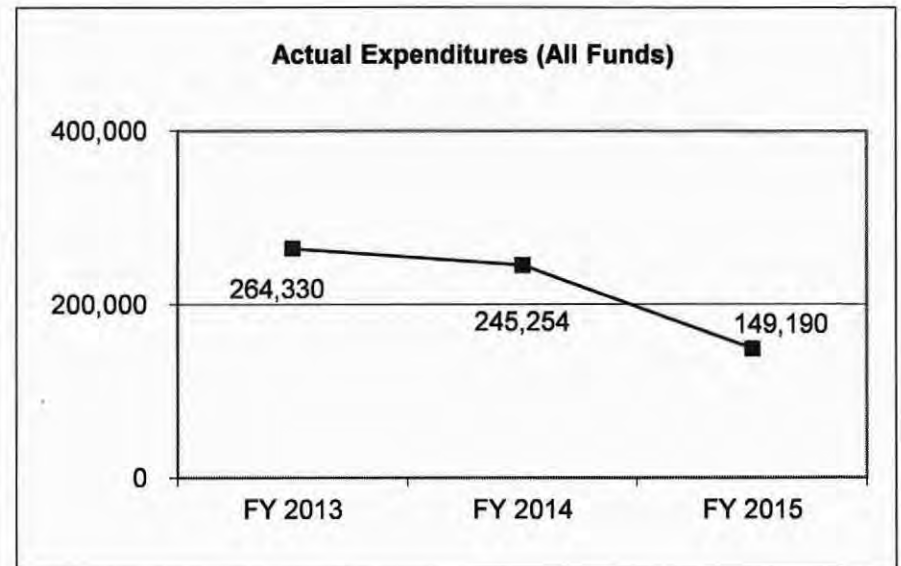
Department of Natural Resources	Budget Unit 79630C
Agency Wide Operations	
Refund Accounts Core	HB Section 6.315

3. PROGRAM LISTING (list programs included in this core funding)

Refund Accounts

4. FINANCIAL HISTORY

	FY 2013 Actual	FY 2014 Actual	FY 2015 Actual	FY 2016 Current Yr.
Appropriation (All Funds) (1)	264,335	379,835	373,246	373,246
Less Reverted (All Funds)	0	0	0	N/A
Less Restricted (All Funds)	0	0	0	N/A
Budget Authority (All Funds)	264,335	379,835	373,246	N/A
Actual Expenditures (All Funds)	264,330	245,254	149,190	N/A
Unexpended (All Funds)	5	134,581	224,056	N/A
Unexpended, by Fund:				
General Revenue	0	0	0	N/A
Federal	0	166	46,382	N/A
Other	5	134,415	177,674	N/A



Reverted includes the statutory three-percent reserve amount (when applicable).

Restricted includes any Governor's Expenditure Restrictions which remained at the end of the fiscal year (when applicable).

Actual expenditures for all fiscal years are as of June 30 and do not include lapse period activities.

NOTE:

(1) Appropriation authority was increased beginning in FY 2014 in lieu of estimated (E) authority.

CORE RECONCILIATION DETAIL

**DEPARTMENT OF NATURAL RESOURCES
REFUND ACCOUNTS**

5. CORE RECONCILIATION DETAIL

		Budget Class	FTE	GR	Federal	Other	Total	Explanation
TAFP AFTER VETOES								
		PD	0.00	0	9,610	363,636	373,246	
		Total	0.00	0	9,610	363,636	373,246	
DEPARTMENT CORE ADJUSTMENTS								
Core Reallocation	1109 2737	PD	0.00	0	0	40,000	40,000	Core reallocations will more closely align the budget with planned spending.
Core Reallocation	1109 3374	PD	0.00	0	0	(40,000)	(40,000)	Core reallocations will more closely align the budget with planned spending.
Core Reallocation	1109 7418	PD	0.00	0	0	(100)	(100)	Core reallocations will more closely align the budget with planned spending.
Core Reallocation	1109 1253	PD	0.00	0	0	100	100	Core reallocations will more closely align the budget with planned spending.
NET DEPARTMENT CHANGES			0.00	0	0	0	0	
DEPARTMENT CORE REQUEST								
		PD	0.00	0	9,610	363,636	373,246	
		Total	0.00	0	9,610	363,636	373,246	
GOVERNOR'S RECOMMENDED CORE								
		PD	0.00	0	9,610	363,636	373,246	
		Total	0.00	0	9,610	363,636	373,246	

MISSOURI DEPARTMENT OF NATURAL RESOURCES

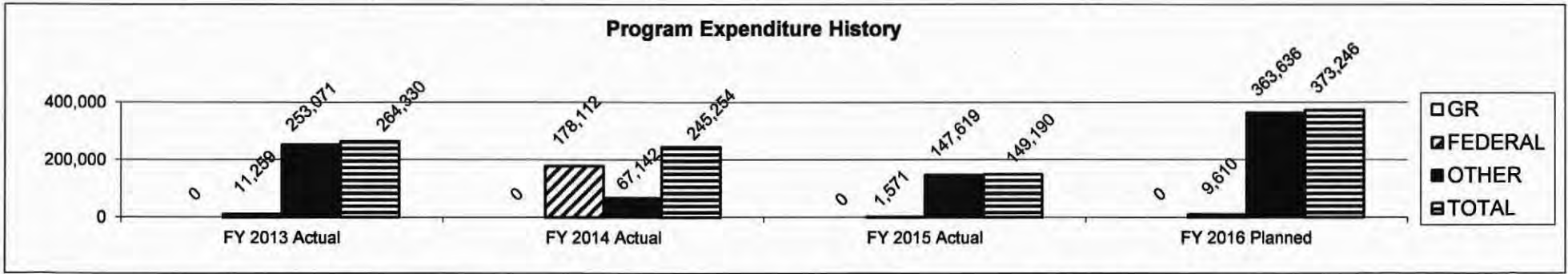
DECISION ITEM DETAIL

Budget Unit	FY 2015	FY 2015	FY 2016	FY 2016	FY 2017	FY 2017	FY 2017	FY 2017
Decision Item	ACTUAL	ACTUAL	BUDGET	BUDGET	DEPT REQ	DEPT REQ	GOV REC	GOV REC
Budget Object Class	DOLLAR	FTE	DOLLAR	FTE	DOLLAR	FTE	DOLLAR	FTE
REFUND ACCOUNTS								
CORE								
REFUNDS	149,190	0.00	373,246	0.00	373,246	0.00	373,246	0.00
TOTAL - PD	149,190	0.00	373,246	0.00	373,246	0.00	373,246	0.00
GRAND TOTAL	\$149,190	0.00	\$373,246	0.00	\$373,246	0.00	\$373,246	0.00
GENERAL REVENUE	\$0	0.00	\$0	0.00	\$0	0.00	\$0	0.00
FEDERAL FUNDS	\$1,571	0.00	\$9,610	0.00	\$9,610	0.00	\$9,610	0.00
OTHER FUNDS	\$147,619	0.00	\$363,636	0.00	\$363,636	0.00	\$363,636	0.00

PROGRAM DESCRIPTION

Department of Natural Resources **HB Section(s): 6.315**
AWO - Refund Accounts
Program is found in the following core budget(s): Refund Accounts

- 1. What does this program do?**
 The department needs appropriation authority to promptly return funding to citizens and other organizations. Since the department collects many fees, there are occasions when fees or other payments received by the department need to be refunded.
- 2. What is the authorization for this program, i.e., federal or state statute, etc.? (Include the federal program number, if applicable.)**
 There is no specific federal or state statutory or constitutional basis for this decision item.
- 3. Are there federal matching requirements? If yes, please explain.**
 No
- 4. Is this a federally mandated program? If yes, please explain.**
 No
- 5. Provide actual expenditures for the prior three fiscal years and planned expenditures for the current fiscal year.**



Notes: Actual expenditures for all fiscal years are as of June 30 and do not include lapse period activities. FY 2016 Planned is shown at full appropriation.

PROGRAM DESCRIPTION

Department of Natural Resources

HB Section(s): 6.315

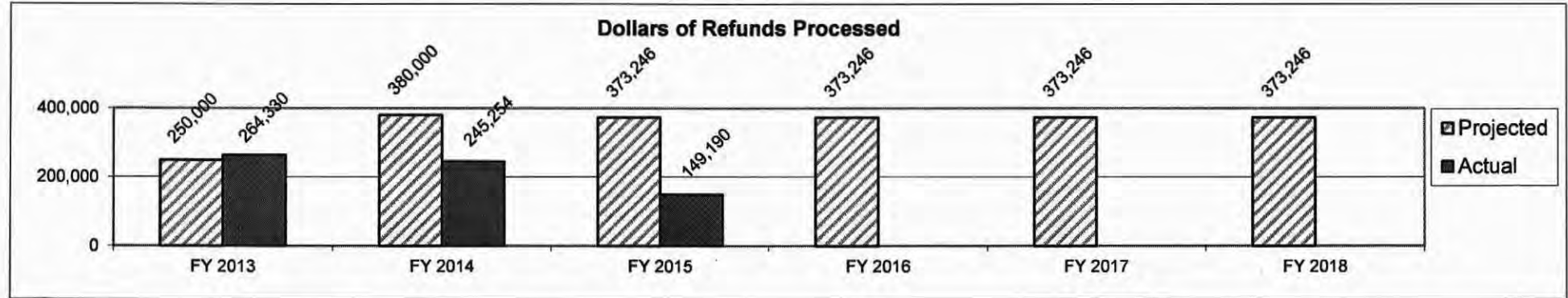
AWO - Refund Accounts

Program is found in the following core budget(s): Refund Accounts

6. What are the sources of the "Other" funds?

Other Funds: Missouri Air Emission Reduction Fund (0267); State Parks Earnings Fund (0415); DNR Revolving Services Fund (0425); Historic Preservation Revolving Fund (0430); Cost Allocation Fund (0500); Oil and Gas Resources Fund (0543); Natural Resources Protection Fund-Water Pollution Permit Fee Subaccount (0568); Solid Waste Management Fund-Scrap Tire (0569); Solid Waste Management Fund (0570); Metallic Minerals Waste Management Fund (0575); Natural Resources Protection Fund-Air Pollution Asbestos Fee Subaccount (0584); Underground Storage Tank Regulation Program Fund (0586); Natural Resources Protection Fund-Air Pollution Permit Fee Subaccount (0594); Water and Wastewater Loan Revolving Fund (0602); Parks Sales Tax Fund (0613); Soil and Water Sales Tax Fund (0614); Water and Wastewater Loan Fund (0649); Environmental Radiation Monitoring Fund (0656); Groundwater Protection Fund (0660); Hazardous Waste Fund (0676); Safe Drinking Water Fund (0679); Oil and Gas Remedial Fund (0699); Stormwater Loan Revolving Fund (0754); Rural Water and Sewer Loan Revolving Fund (0755); Geologic Resources Fund (0801); Confederate Memorial Park Fund (0812); Concentrated Animal Feeding Operation Indemnity Fund (0834); Dry-Cleaning Environmental Response Trust Fund (0898); Mined Land Reclamation Fund (0906); and Babler State Park Fund (0911).

7a. Provide an effectiveness measure.



7b. Provide an efficiency measure.

The department achieves efficiency through the use of these appropriations to promptly process refunds to citizens and other organizations.

7c. Provide the number of clients/individuals served, if applicable.

Not available

7d. Provide a customer satisfaction measure, if available.

Not available

MISSOURI DEPARTMENT OF NATURAL RESOURCES

DECISION ITEM SUMMARY

Budget Unit								
Decision Item	FY 2015	FY 2015	FY 2016	FY 2016	FY 2017	FY 2017	FY 2017	FY 2017
Budget Object Summary	ACTUAL	ACTUAL	BUDGET	BUDGET	DEPT REQ	DEPT REQ	GOV REC	GOV REC
Fund	DOLLAR	FTE	DOLLAR	FTE	DOLLAR	FTE	DOLLAR	FTE
SALES TAX REIMBURSEMENT TO GR								
CORE								
EXPENSE & EQUIPMENT								
STATE PARKS EARNINGS	35,625	0.00	240,000	0.00	240,000	0.00	240,000	0.00
NATURAL RESOURCES REVOLVING SE	1,208	0.00	10,000	0.00	10,000	0.00	10,000	0.00
TOTAL - EE	36,833	0.00	250,000	0.00	250,000	0.00	250,000	0.00
TOTAL	36,833	0.00	250,000	0.00	250,000	0.00	250,000	0.00
GRAND TOTAL	\$36,833	0.00	\$250,000	0.00	\$250,000	0.00	\$250,000	0.00

CORE DECISION ITEM

Department of Natural Resources	Budget Unit <u>79640C</u>
Agency Wide Operations	
Sales Tax Reimbursement to GR Core	HB Section <u>6.320</u>

1. CORE FINANCIAL SUMMARY

	FY 2017 Budget Request				FY 2017 Governor's Recommendation			
	GR	Federal	Other	Total	GR	Fed	Other	Total
PS	0	0	0	0	0	0	0	0
EE	0	0	250,000	250,000	0	0	250,000	250,000
PSD	0	0	0	0	0	0	0	0
Total	<u>0</u>	<u>0</u>	<u>250,000</u>	<u>250,000</u>	<u>0</u>	<u>0</u>	<u>250,000</u>	<u>250,000</u>
 FTE	 0.00	 0.00	 0.00	 0.00	 0.00	 0.00	 0.00	 0.00

Est. Fringe	0	0	0	0
--------------------	---	---	---	---

Note: Fringes budgeted in House Bill 5 except for certain fringes budgeted directly to MoDOT, Highway Patrol, and Conservation.

Est. Fringe	0	0	0	0
--------------------	---	---	---	---

Note: Fringes budgeted in House Bill 5 except for certain fringes budgeted directly to MoDOT, Highway Patrol, and Conservation.

Other Funds: State Parks Earnings Fund (0415); DNR Revolving Services Fund (0425)

2. CORE DESCRIPTION

The department collects sales tax on items sold at state parks, historic sites and at the Missouri Geological Survey. By having this appropriation, the department is able to promptly and efficiently transfer state tax revenue to the General Revenue Fund.

3. PROGRAM LISTING (list programs included in this core funding)

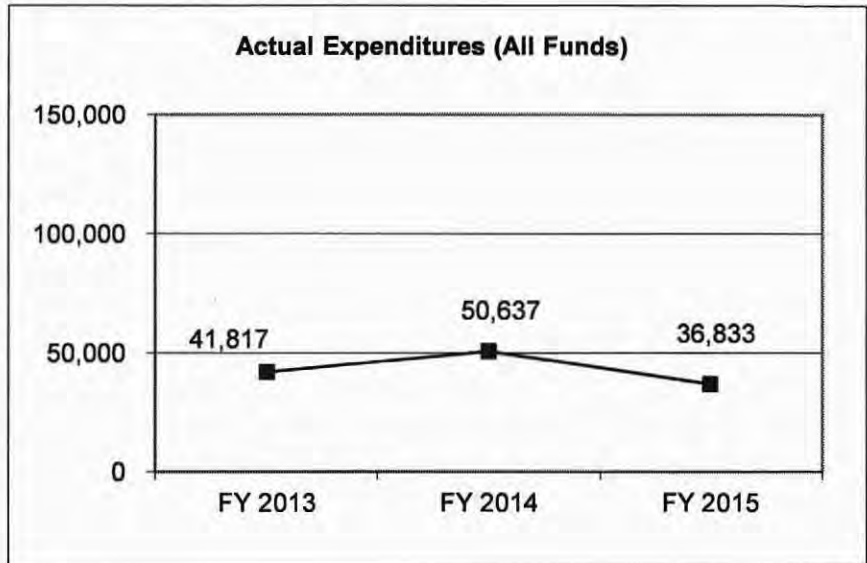
Sales Tax Reimbursement to GR

CORE DECISION ITEM

Department of Natural Resources	Budget Unit <u>79640C</u>
Agency Wide Operations	
Sales Tax Reimbursement to GR Core	HB Section <u>6.320</u>

4. FINANCIAL HISTORY

	FY 2013 Actual	FY 2014 Actual	FY 2015 Actual	FY 2016 Current Yr.
Appropriation (All Funds)	250,000	250,000	250,000	250,000
Less Reverted (All Funds)	0	0	0	N/A
Less Restricted (All Funds)	0	0	0	N/A
Budget Authority (All Funds)	250,000	250,000	250,000	N/A
Actual Expenditures (All Funds)	41,817	50,637	36,833	N/A
Unexpended (All Funds)	208,183	199,363	213,167	N/A
Unexpended, by Fund:				
General Revenue	0	0	0	N/A
Federal	0	0	0	N/A
Other	208,183	199,363	213,167	N/A



Reverted includes the statutory three-percent reserve amount (when applicable).
 Restricted includes any Governor's Expenditure Restrictions which remained at the end of the fiscal year (when applicable).
 Actual expenditures for all fiscal years are as of June 30 and do not include lapse period activities.

CORE RECONCILIATION DETAIL

**DEPARTMENT OF NATURAL RESOURCES
SALES TAX REIMBURSEMENT TO GR**

5. CORE RECONCILIATION DETAIL

	Budget Class	FTE	GR	Federal	Other	Total	Explanation
TAFP AFTER VETOES							
	EE	0.00	0	0	250,000	250,000	
	Total	0.00	0	0	250,000	250,000	
DEPARTMENT CORE REQUEST							
	EE	0.00	0	0	250,000	250,000	
	Total	0.00	0	0	250,000	250,000	
GOVERNOR'S RECOMMENDED CORE							
	EE	0.00	0	0	250,000	250,000	
	Total	0.00	0	0	250,000	250,000	

MISSOURI DEPARTMENT OF NATURAL RESOURCES

DECISION ITEM DETAIL

Budget Unit	FY 2015	FY 2015	FY 2016	FY 2016	FY 2017	FY 2017	FY 2017	FY 2017
Decision Item	ACTUAL	ACTUAL	BUDGET	BUDGET	DEPT REQ	DEPT REQ	GOV REC	GOV REC
Budget Object Class	DOLLAR	FTE	DOLLAR	FTE	DOLLAR	FTE	DOLLAR	FTE
SALES TAX REIMBURSEMENT TO GR								
CORE								
MISCELLANEOUS EXPENSES	36,833	0.00	250,000	0.00	250,000	0.00	250,000	0.00
TOTAL - EE	36,833	0.00	250,000	0.00	250,000	0.00	250,000	0.00
GRAND TOTAL	\$36,833	0.00	\$250,000	0.00	\$250,000	0.00	\$250,000	0.00
GENERAL REVENUE	\$0	0.00	\$0	0.00	\$0	0.00	\$0	0.00
FEDERAL FUNDS	\$0	0.00	\$0	0.00	\$0	0.00	\$0	0.00
OTHER FUNDS	\$36,833	0.00	\$250,000	0.00	\$250,000	0.00	\$250,000	0.00

PROGRAM DESCRIPTION

Department of Natural Resources

HB Section(s): 6.320

AWO - Sales Tax Reimbursement to GR

Program is found in the following core budget(s): Sales Tax Reimbursement to GR

1. What does this program do?

The department collects sales tax on various items. Missouri State Parks (MSP) collects sales tax on souvenirs, camping fees, wood sales, gift shop sales, cave tours, historic site tours, ATV usage permits, ATV accessories, vending machine sales, swimming pool fees, pay phone receipts (if the department owns or rents the pay phone from the phone company), rentals of shelter houses, and rentals of cabins and other guest quarters, etc. The majority of state parks sales taxes currently collected are remitted directly by the MSP third party system administrator, however, the remaining sales tax collected by MSP is remitted through this appropriation. In addition, the Missouri Geological Survey (MGS) collects sales tax on maps and publications sold to the general public. By having this appropriation, the department is able to promptly and efficiently transfer state tax revenue to the General Revenue Fund.

2. What is the authorization for this program, i.e., federal or state statute, etc.? (Include the federal program number, if applicable.)

RSMo 144.020.1 Tax imposed upon all sellers
 RSMo 144.010.1(11) Defines seller as a person
 RSMo 144.010.1(6) Defines person

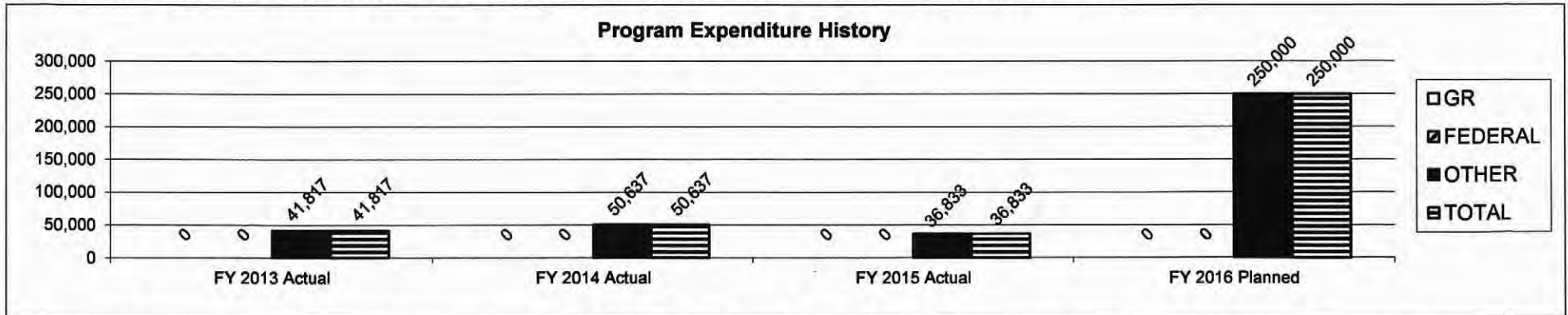
3. Are there federal matching requirements? If yes, please explain.

No

4. Is this a federally mandated program? If yes, please explain.

No

5. Provide actual expenditures for the prior three fiscal years and planned expenditures for the current fiscal year.



Notes: Actual expenditures for all fiscal years are as of June 30 and do not include lapse period activities. FY 2016 Planned is shown at full appropriation.

PROGRAM DESCRIPTION

Department of Natural Resources
AWO - Sales Tax Reimbursement to GR

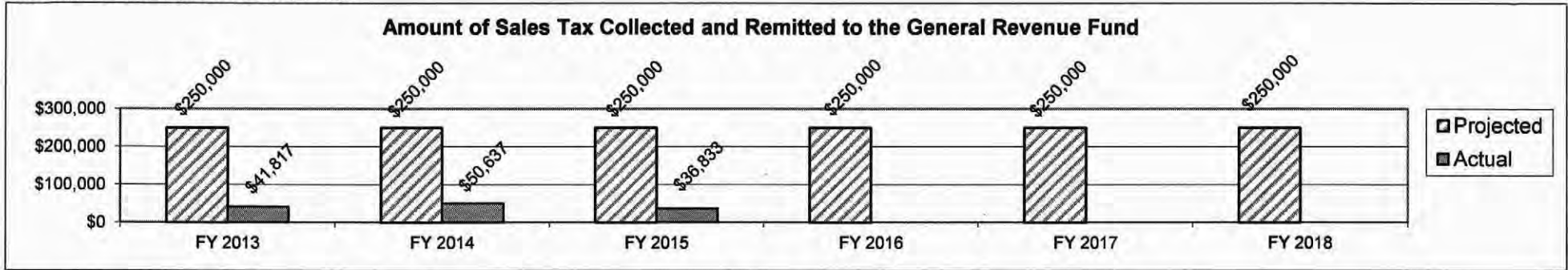
HB Section(s): 6.320

Program is found in the following core budget(s): Sales Tax Reimbursement to GR

6. What are the sources of the "Other " funds?

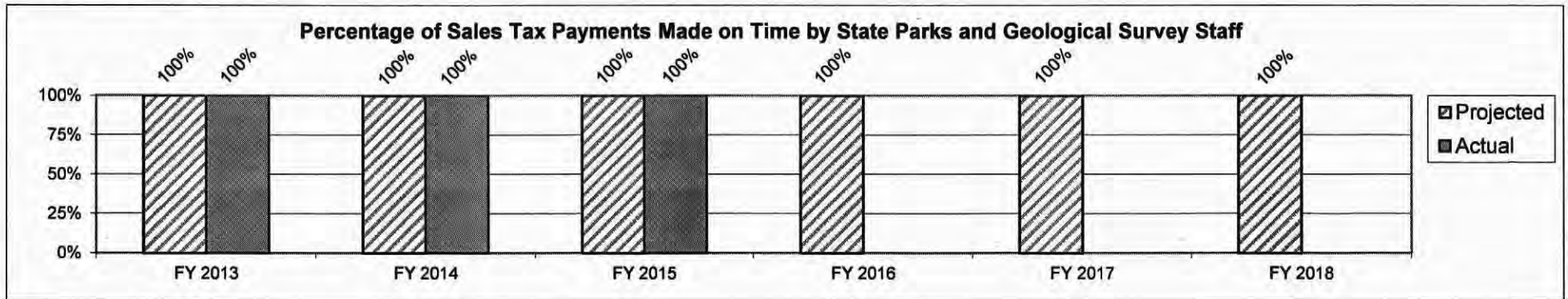
State Parks Earnings Fund (0415); DNR Revolving Services Fund (0425)

7a. Provide an effectiveness measure.



Note: The majority of state parks sales taxes currently collected are remitted by the MSP third party system administrator.

7b. Provide an efficiency measure.



PROGRAM DESCRIPTION

Department of Natural Resources						HB Section(s): 6.320			
AWO - Sales Tax Reimbursement to GR									
Program is found in the following core budget(s): Sales Tax Reimbursement to GR									
7c. Provide the number of clients/individuals served, if applicable.									
Number of visits to Missouri State Parks and Historic Sites									
	CY 2013 Projected	CY 2013 Actual	CY 2014 Projected	CY 2014 Actual	CY 2015 Projected	CY 2015 Actual	CY 2016 Projected	CY 2017 Projected	CY 2018 Projected
Number of Visits to State Park System	18,000,000	17,468,494	17,600,000	18,568,043	18,900,000	19,204,599	19,500,000	19,625,000	19,750,000
Number of maps and publications produced.									
Maps (geological and surficial materials) and publications produced (1)	FY 2013		FY 2014		FY 2015		FY 2016	FY 2017	FY 2018
	Projected	Actual	Projected	Actual	Projected	Actual	Projected	Projected	Projected
	8	21	3	7	8	14	9	10	10
(1) Dependent upon availability of grant funding.									
7d. Provide a customer satisfaction measure, if available.									
Not available									

MISSOURI DEPARTMENT OF NATURAL RESOURCES

DECISION ITEM SUMMARY

Budget Unit								
Decision Item	FY 2015	FY 2015	FY 2016	FY 2016	FY 2017	FY 2017	FY 2017	FY 2017
Budget Object Summary	ACTUAL	ACTUAL	BUDGET	BUDGET	DEPT REQ	DEPT REQ	GOV REC	GOV REC
Fund	DOLLAR	FTE	DOLLAR	FTE	DOLLAR	FTE	DOLLAR	FTE
COST ALLOCATION-TRANSFER								
CORE								
FUND TRANSFERS								
MO AIR EMISSION REDUCTION	133,304	0.00	181,089	0.00	193,518	0.00	193,518	0.00
STATE PARKS EARNINGS	279,129	0.00	299,996	0.00	261,935	0.00	261,935	0.00
HISTORIC PRESERVATION REVOLV	23,229	0.00	25,077	0.00	22,155	0.00	22,155	0.00
NATURAL RESOURCES PROTECTION	50,159	0.00	49,697	0.00	50,448	0.00	50,448	0.00
NRP-WATER POLLUTION PERMIT FEE	500,288	0.00	541,197	0.00	657,598	0.00	657,598	0.00
SOLID WASTE MGMT-SCRAP TIRE	72,402	0.00	83,448	0.00	89,038	0.00	89,038	0.00
SOLID WASTE MANAGEMENT	298,825	0.00	344,740	0.00	366,792	0.00	366,792	0.00
METALLIC MINERALS WASTE MGMT	8,224	0.00	9,432	0.00	8,220	0.00	8,220	0.00
NRP-AIR POLLUTION ASBESTOS FEE	29,444	0.00	33,800	0.00	36,069	0.00	36,069	0.00
PETROLEUM STORAGE TANK INS	90,841	0.00	98,698	0.00	110,805	0.00	110,805	0.00
UNDERGROUND STOR TANK REG PROG	12,828	0.00	14,733	0.00	14,932	0.00	14,932	0.00
NRP-AIR POLLUTION PERMIT FEE	681,516	0.00	675,148	0.00	727,605	0.00	727,605	0.00
PARKS SALES TAX	2,746,337	0.00	3,044,006	0.00	2,682,025	0.00	2,682,025	0.00
SOIL AND WATER SALES TAX	155,801	0.00	170,954	0.00	297,408	0.00	297,408	0.00
WATER & WASTEWATER LOAN FUND	124,075	0.00	142,354	0.00	151,921	0.00	151,921	0.00
ENVIRONMENTAL RADIATION MONITR	13,925	0.00	11,565	0.00	7,590	0.00	7,590	0.00
GROUNDWATER PROTECTION	58,154	0.00	63,000	0.00	65,700	0.00	65,700	0.00
HAZARDOUS WASTE FUND	231,204	0.00	289,570	0.00	320,679	0.00	320,679	0.00
SAFE DRINKING WATER FUND	300,632	0.00	352,631	0.00	379,343	0.00	379,343	0.00
GEOLOGIC RESOURCES FUND	11,628	0.00	14,258	0.00	14,871	0.00	14,871	0.00
DRY-CLEANING ENVIRL RESP TRUST	13,450	0.00	15,316	0.00	16,294	0.00	16,294	0.00
MINED LAND RECLAMATION	0	0.00	82,742	0.00	68,505	0.00	68,505	0.00
TOTAL - TRF	5,835,395	0.00	6,543,451	0.00	6,543,451	0.00	6,543,451	0.00
TOTAL	5,835,395	0.00	6,543,451	0.00	6,543,451	0.00	6,543,451	0.00
GRAND TOTAL	\$5,835,395	0.00	\$6,543,451	0.00	\$6,543,451	0.00	\$6,543,451	0.00

1/21/16 9:54

im_dsummary

MISSOURI DEPARTMENT OF NATURAL RESOURCES

DECISION ITEM SUMMARY

Budget Unit								
Decision Item	FY 2015	FY 2015	FY 2016	FY 2016	FY 2017	FY 2017	FY 2017	FY 2017
Budget Object Summary	ACTUAL	ACTUAL	BUDGET	BUDGET	DEPT REQ	DEPT REQ	GOV REC	GOV REC
Fund	DOLLAR	FTE	DOLLAR	FTE	DOLLAR	FTE	DOLLAR	FTE
COST ALLOCATION HB 13 TRF								
CORE								
FUND TRANSFERS								
MO AIR EMISSION REDUCTION	62,464	0.00	84,353	0.00	78,554	0.00	78,554	0.00
STATE PARKS EARNINGS	24,456	0.00	23,634	0.00	23,829	0.00	23,829	0.00
HISTORIC PRESERVATION REVOLV	2,036	0.00	1,975	0.00	2,015	0.00	2,015	0.00
NATURAL RESOURCES PROTECTION	23,503	0.00	23,149	0.00	19,963	0.00	19,963	0.00
NRP-WATER POLLUTION PERMIT FEE	233,608	0.00	251,203	0.00	266,127	0.00	266,127	0.00
SOLID WASTE MGMT-SCRAP TIRE	33,926	0.00	38,872	0.00	36,141	0.00	36,141	0.00
SOLID WASTE MANAGEMENT	133,723	0.00	153,702	0.00	142,726	0.00	142,726	0.00
METALLIC MINERALS WASTE MGMT	3,855	0.00	4,394	0.00	1,099	0.00	1,099	0.00
NRP-AIR POLLUTION ASBESTOS FEE	13,799	0.00	15,745	0.00	14,641	0.00	14,641	0.00
PETROLEUM STORAGE TANK INS	38,349	0.00	41,978	0.00	41,347	0.00	41,347	0.00
UNDERGROUND STOR TANK REG PROG	6,011	0.00	6,863	0.00	6,061	0.00	6,061	0.00
NRP-AIR POLLUTION PERMIT FEE	319,347	0.00	314,497	0.00	295,346	0.00	295,346	0.00
PARKS SALES TAX	240,634	0.00	239,810	0.00	243,996	0.00	243,996	0.00
SOIL AND WATER SALES TAX	38,914	0.00	42,011	0.00	120,722	0.00	120,722	0.00
WATER & WASTEWATER LOAN FUND	58,141	0.00	66,311	0.00	61,667	0.00	61,667	0.00
ENVIRONMENTAL RADIATION MONITR	6,821	0.00	5,387	0.00	3,080	0.00	3,080	0.00
GROUNDWATER PROTECTION	934	0.00	587	0.00	946	0.00	946	0.00
HAZARDOUS WASTE FUND	100,291	0.00	126,096	0.00	122,305	0.00	122,305	0.00
SAFE DRINKING WATER FUND	140,871	0.00	164,262	0.00	153,981	0.00	153,981	0.00
GEOLOGIC RESOURCES FUND	188	0.00	133	0.00	214	0.00	214	0.00
DRY-CLEANING ENVIRL RESP TRUST	5,388	0.00	6,138	0.00	5,723	0.00	5,723	0.00
MINED LAND RECLAMATION	30,436	0.00	38,543	0.00	9,160	0.00	9,160	0.00
TOTAL - TRF	1,517,695	0.00	1,649,643	0.00	1,649,643	0.00	1,649,643	0.00
TOTAL	1,517,695	0.00	1,649,643	0.00	1,649,643	0.00	1,649,643	0.00
GRAND TOTAL	\$1,517,695	0.00	\$1,649,643	0.00	\$1,649,643	0.00	\$1,649,643	0.00

1/21/16 9:54

im_dsummary

MISSOURI DEPARTMENT OF NATURAL RESOURCES

DECISION ITEM SUMMARY

Budget Unit									
Decision Item	FY 2015	FY 2015	FY 2016	FY 2016	FY 2017	FY 2017	FY 2017	FY 2017	FY 2017
Budget Object Summary	ACTUAL	ACTUAL	BUDGET	BUDGET	DEPT REQ	DEPT REQ	GOV REC	GOV REC	GOV REC
Fund	DOLLAR	FTE	DOLLAR	FTE	DOLLAR	FTE	DOLLAR	FTE	DOLLAR
COST ALLOCATION ITSD TRF									
CORE									
FUND TRANSFERS									
MO AIR EMISSION REDUCTION	152,377	0.00	217,563	0.00	226,705	0.00	226,705	0.00	226,705
STATE PARKS EARNINGS	192,854	0.00	224,642	0.00	197,423	0.00	197,423	0.00	197,423
HISTORIC PRESERVATION REVOLV	16,050	0.00	18,778	0.00	16,698	0.00	16,698	0.00	16,698
NATURAL RESOURCES PROTECTION	57,336	0.00	59,706	0.00	60,830	0.00	60,830	0.00	60,830
NRP-WATER POLLUTION PERMIT FEE	573,569	0.00	652,288	0.00	773,058	0.00	773,058	0.00	773,058
SOLID WASTE MGMT-SCRAP TIRE	82,765	0.00	100,256	0.00	104,307	0.00	104,307	0.00	104,307
SOLID WASTE MANAGEMENT	354,628	0.00	430,238	0.00	450,384	0.00	450,384	0.00	450,384
METALLIC MINERALS WASTE MGMT	9,402	0.00	11,333	0.00	20,442	0.00	20,442	0.00	20,442
NRP-AIR POLLUTION ASBESTOS FEE	33,658	0.00	40,608	0.00	42,254	0.00	42,254	0.00	42,254
PETROLEUM STORAGE TANK INS	113,611	0.00	129,112	0.00	143,215	0.00	143,215	0.00	143,215
UNDERGROUND STOR TANK REG PROG	14,664	0.00	17,700	0.00	17,493	0.00	17,493	0.00	17,493
NRP-AIR POLLUTION PERMIT FEE	779,037	0.00	811,128	0.00	852,377	0.00	852,377	0.00	852,377
PARKS SALES TAX	1,897,516	0.00	2,279,399	0.00	2,021,473	0.00	2,021,473	0.00	2,021,473
SOIL AND WATER SALES TAX	749,336	0.00	755,395	0.00	759,101	0.00	759,101	0.00	759,101
WATER & WASTEWATER LOAN FUND	141,829	0.00	171,025	0.00	177,974	0.00	177,974	0.00	177,974
ENVIRONMENTAL RADIATION MONITR	15,917	0.00	13,894	0.00	8,891	0.00	8,891	0.00	8,891
HAZARDOUS WASTE FUND	280,953	0.00	368,409	0.00	402,089	0.00	402,089	0.00	402,089
SAFE DRINKING WATER FUND	343,652	0.00	423,654	0.00	444,394	0.00	444,394	0.00	444,394
GEOLOGIC RESOURCES FUND	24,187	0.00	32,318	0.00	36,981	0.00	36,981	0.00	36,981
DRY-CLEANING ENVIRL RESP TRUST	17,265	0.00	20,726	0.00	22,083	0.00	22,083	0.00	22,083
TOTAL - TRF	5,850,606	0.00	6,778,172	0.00	6,778,172	0.00	6,778,172	0.00	6,778,172
TOTAL	5,850,606	0.00	6,778,172	0.00	6,778,172	0.00	6,778,172	0.00	6,778,172
GRAND TOTAL	\$5,850,606	0.00	\$6,778,172	0.00	\$6,778,172	0.00	\$6,778,172	0.00	\$6,778,172

MISSOURI DEPARTMENT OF NATURAL RESOURCES

DECISION ITEM SUMMARY

Budget Unit								
Decision Item	FY 2015	FY 2015	FY 2016	FY 2016	FY 2017	FY 2017	FY 2017	FY 2017
Budget Object Summary	ACTUAL	ACTUAL	BUDGET	BUDGET	DEPT REQ	DEPT REQ	GOV REC	GOV REC
Fund	DOLLAR	FTE	DOLLAR	FTE	DOLLAR	FTE	DOLLAR	FTE
FED ITSD CONSOLIDATION TRF								
CORE								
FUND TRANSFERS								
DEPT NATURAL RESOURCES	2,259,616	0.00	2,693,271	0.00	2,693,271	0.00	2,693,271	0.00
TOTAL - TRF	2,259,616	0.00	2,693,271	0.00	2,693,271	0.00	2,693,271	0.00
TOTAL	2,259,616	0.00	2,693,271	0.00	2,693,271	0.00	2,693,271	0.00
GRAND TOTAL	\$2,259,616	0.00	\$2,693,271	0.00	\$2,693,271	0.00	\$2,693,271	0.00

CORE DECISION ITEM

Department of Natural Resources	Budget Unit <u>79685C, 79686C, 79687C & 79688C</u>
Agency Wide Operations	
Cost Allocation and Federal Fund Transfers	HB Section <u>6.330, 6.335</u>

1. CORE FINANCIAL SUMMARY

	FY 2017 Budget Request					FY 2017 Governor's Recommendation			
	GR	Federal	Other	Total		GR	Fed	Other	Total
PS	0	0	0	0	PS	0	0	0	0
EE	0	0	0	0	EE	0	0	0	0
PSD	0	0	0	0	PSD	0	0	0	0
TRF	0	2,693,271	14,971,266	17,664,537	TRF	0	2,693,271	14,971,266	17,664,537
Total	0	2,693,271	14,971,266	17,664,537	Total	0	2,693,271	14,971,266	17,664,537
FTE	0.00	0.00	0.00	0.00	FTE	0.00	0.00	0.00	0.00

Est. Fringe	0	0	0	0
--------------------	---	---	---	---

Note: Fringes budgeted in House Bill 5 except for certain fringes budgeted directly to MoDOT, Highway Patrol, and Conservation.

Est. Fringe	0	0	0	0
--------------------	---	---	---	---

Note: Fringes budgeted in House Bill 5 except for certain fringes budgeted directly to MoDOT, Highway Patrol, and Conservation.

Other Funds: Missouri Air Emission Reduction Fund (0267); State Parks Earnings Fund (0415); Historic Preservation Revolving Fund (0430); Natural Resources Protection Fund-Damages Subaccount (0555); Natural Resources Protection Fund-Water Pollution Permit Fees (0568); Solid Waste Management Fund-Scrap Tire (0569); Solid Waste Management Fund (0570); Metallic Minerals Waste Management Fund (0575); Natural Resources Protection Fund-Air Pollution Asbestos Fee Subaccount (0584); Petroleum Storage Tank Insurance Fund (0585); Underground Storage Tank Regulation Program Fund (0586); Natural Resources Protection Fund-Air Pollution Permit Fee Subaccount (0594); Parks Sales Tax Fund (0613); Soil and Water Sales Tax Fund (0614); Water and Wastewater Loan Fund (0649); Environmental Radiation Monitoring Fund (0656); Groundwater Protection Fund (0660); Hazardous Waste Fund (0676); Safe Drinking Water Fund (0679); Geologic Resources Fund (0801); Dry-Cleaning Environmental Response Trust Fund (0898); Mined Land Reclamation Fund (0906)

CORE DECISION ITEM

<u>Department of Natural Resources</u>	<u>Budget Unit 79685C, 79686C, 79687C & 79688C</u>
<u>Agency Wide Operations</u>	
<u>Cost Allocation and Federal Fund Transfers</u>	<u>HB Section 6.330, 6.335</u>

2. CORE DESCRIPTION

Department: Through a transfer to the Cost Allocation Fund, dedicated funds within the department share in the cost of administering the programs in the department. This cost share proposal uses the department's federal indirect cost rate as a method of allocating administrative costs to dedicated funding sources within the Department of Natural Resources. The indirect cost rate used is an established rate approved by our federal cognizant agency, the Environmental Protection Agency, and provides a standard methodology that can be used consistently throughout the department. Each dedicated fund's share is computed based upon its proportionate percentage of personal services, fringe benefits and expense and equipment appropriations.

HB 13: Through a transfer to the Cost Allocation Fund, dedicated funds within the department share in the department's HB 13 costs for leased and state-owned facilities.

OA ITSD - DNR: Through a transfer to the Cost Allocation Fund, dedicated funds within the department share in the cost of the Office of Administration Information Technology Services Division - DNR (OA ITSD - DNR). In addition, a transfer from the department's Federal Fund to the Office of Administration, Information Technology Services Division Federal Fund provides funding for OA ITSD-DNR's federal appropriations.

3. PROGRAM LISTING (list programs included in this core funding)

Not applicable - This core decision item represents appropriated transfers from the department's dedicated funds to the DNR Cost Allocation Fund. These transfers provide the funding for the department's appropriations from DNR Cost Allocation Fund. The specific DNR Cost Allocation Fund appropriations/activities are included in other core budget decision items, HB 13 budget decision items and OA ITSD - DNR (HB 5) budget decision items. In addition, this core decision item includes an appropriated transfer from the department's Federal Fund to the OA ITSD's Federal Fund to provide funding for OA ITSD-DNR's federal appropriations.

CORE DECISION ITEM

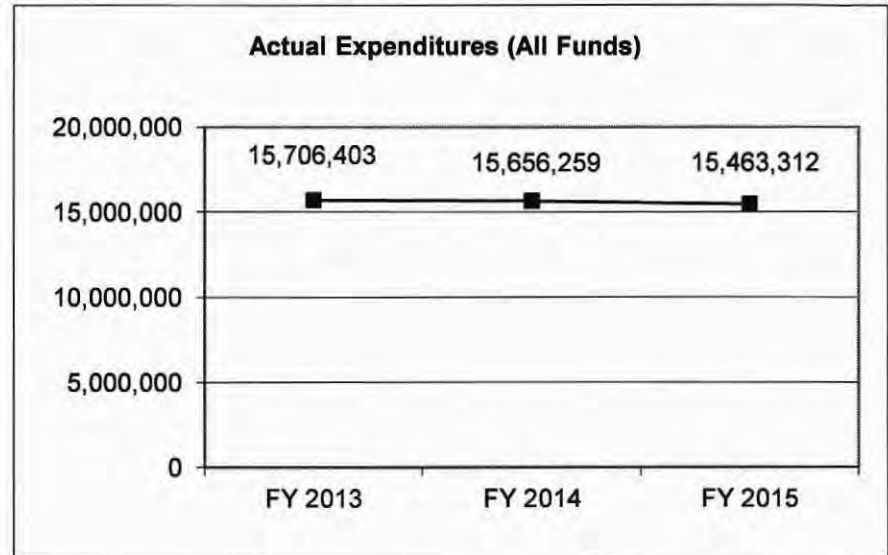
Department of Natural Resources
Agency Wide Operations
Cost Allocation and Federal Fund Transfers

Budget Unit 79685C, 79686C, 79687C & 79688C

HB Section 6.330, 6.335

4. FINANCIAL HISTORY

	FY 2013 Actual	FY 2014 Actual	FY 2015 Actual	FY 2016 Current Yr.
Appropriation (All Funds)	20,358,691	19,593,832	17,664,537	17,664,537
Less Reverted (All Funds)	0	0	0	N/A
Less Restricted (All Funds)	0	0	0	N/A
Budget Authority (All Funds)	20,358,691	19,593,832	17,664,537	N/A
Actual Expenditures (All Funds)	15,706,403	15,656,259	15,463,312	N/A
Unexpended (All Funds)	4,652,288	3,937,573	2,201,225	N/A
Unexpended, by Fund:				
General Revenue	0	0	0	N/A
Federal	1,313,018	1,013,018	433,655	N/A
Other	3,339,270	2,924,555	1,767,570	N/A



Reverted includes the statutory three-percent reserve amount (when applicable).

Restricted includes any Governor's Expenditure Restrictions which remained at the end of the fiscal year (when applicable).

Actual expenditures for all fiscal years are as of June 30 and do not include lapse period activities.

Cost Allocation Fund Transfer - Reconciliation					
	FY 2013 Actual	FY 2014 Actual	FY 2015 Actual	FY 2016 Current	FY 2017 Gov Rec
Cost Allocation Fund Transfer (79685C)	6,911,480	6,773,823	5,835,395	6,543,451	6,543,451
Cost Allocation Fund Transfer - HB 13 (79686C)	1,569,488	1,563,544	1,517,695	1,649,643	1,649,643
Cost Allocation Fund Transfer - OA ITSD (79687C)	5,750,435	5,543,892	5,850,606	6,778,172	6,778,172
Federal Fund Transfer - OA ITSD (79688C)	1,475,000	1,775,000	2,259,616	2,693,271	2,693,271
	15,706,403	15,656,259	15,463,312	17,664,537	17,664,537

CORE RECONCILIATION DETAIL

**DEPARTMENT OF NATURAL RESOURCES
COST ALLOCATION-TRANSFER**

5. CORE RECONCILIATION DETAIL

				Budget Class	FTE	GR	Federal	Other	Total	Explanation
TAFP AFTER VETOES										
				TRF	0.00	0	0	6,543,451	6,543,451	
				Total	0.00	0	0	6,543,451	6,543,451	
DEPARTMENT CORE ADJUSTMENTS										
Core Reallocation	1186	T316	TRF	0.00	0	0	22,052	22,052	22,052	Core reallocations will more closely align the budget with planned spending.
Core Reallocation	1186	T317	TRF	0.00	0	0	(1,212)	(1,212)	(1,212)	Core reallocations will more closely align the budget with planned spending.
Core Reallocation	1186	T318	TRF	0.00	0	0	9,567	9,567	9,567	Core reallocations will more closely align the budget with planned spending.
Core Reallocation	1186	T320	TRF	0.00	0	0	(38,061)	(38,061)	(38,061)	Core reallocations will more closely align the budget with planned spending.
Core Reallocation	1186	T322	TRF	0.00	0	0	(2,922)	(2,922)	(2,922)	Core reallocations will more closely align the budget with planned spending.
Core Reallocation	1186	T323	TRF	0.00	0	0	751	751	751	Core reallocations will more closely align the budget with planned spending.
Core Reallocation	1186	T324	TRF	0.00	0	0	116,401	116,401	116,401	Core reallocations will more closely align the budget with planned spending.
Core Reallocation	1186	T325	TRF	0.00	0	0	5,590	5,590	5,590	Core reallocations will more closely align the budget with planned spending.

CORE RECONCILIATION DETAIL

**DEPARTMENT OF NATURAL RESOURCES
COST ALLOCATION-TRANSFER**

5. CORE RECONCILIATION DETAIL

			Budget Class	FTE	GR	Federal	Other	Total	Explanation
DEPARTMENT CORE ADJUSTMENTS									
Core Reallocation	1186	T326	TRF	0.00	0	0	2,269	2,269	Core reallocations will more closely align the budget with planned spending.
Core Reallocation	1186	T327	TRF	0.00	0	0	12,107	12,107	Core reallocations will more closely align the budget with planned spending.
Core Reallocation	1186	T328	TRF	0.00	0	0	199	199	Core reallocations will more closely align the budget with planned spending.
Core Reallocation	1186	T329	TRF	0.00	0	0	52,457	52,457	Core reallocations will more closely align the budget with planned spending.
Core Reallocation	1186	T330	TRF	0.00	0	0	(361,981)	(361,981)	Core reallocations will more closely align the budget with planned spending.
Core Reallocation	1186	T331	TRF	0.00	0	0	126,454	126,454	Core reallocations will more closely align the budget with planned spending.
Core Reallocation	1186	T332	TRF	0.00	0	0	2,700	2,700	Core reallocations will more closely align the budget with planned spending.
Core Reallocation	1186	T336	TRF	0.00	0	0	31,109	31,109	Core reallocations will more closely align the budget with planned spending.
Core Reallocation	1186	T337	TRF	0.00	0	0	26,712	26,712	Core reallocations will more closely align the budget with planned spending.

CORE RECONCILIATION DETAIL

DEPARTMENT OF NATURAL RESOURCES
COST ALLOCATION-TRANSFER

5. CORE RECONCILIATION DETAIL

			Budget Class	FTE	GR	Federal	Other	Total	Explanation
DEPARTMENT CORE ADJUSTMENTS									
Core Reallocation	1186	T481	TRF	0.00	0	0	12,429	12,429	Core reallocations will more closely align the budget with planned spending.
Core Reallocation	1186	T514	TRF	0.00	0	0	(3,975)	(3,975)	Core reallocations will more closely align the budget with planned spending.
Core Reallocation	1186	T904	TRF	0.00	0	0	978	978	Core reallocations will more closely align the budget with planned spending.
Core Reallocation	1186	T984	TRF	0.00	0	0	(14,237)	(14,237)	Core reallocations will more closely align the budget with planned spending.
Core Reallocation	1186	T142	TRF	0.00	0	0	613	613	Core reallocations will more closely align the budget with planned spending.
NET DEPARTMENT CHANGES				0.00	0	0	0	0	
DEPARTMENT CORE REQUEST									
			TRF	0.00	0	0	6,543,451	6,543,451	
			Total	0.00	0	0	6,543,451	6,543,451	
GOVERNOR'S RECOMMENDED CORE									
			TRF	0.00	0	0	6,543,451	6,543,451	
			Total	0.00	0	0	6,543,451	6,543,451	

CORE RECONCILIATION DETAIL

**DEPARTMENT OF NATURAL RESOURCES
COST ALLOCATION HB 13 TRF**

5. CORE RECONCILIATION DETAIL

				Budget Class	FTE	GR	Federal	Other	Total	Explanation
TAFP AFTER VETOES										
				TRF	0.00	0	0	1,649,643	1,649,643	
				Total	0.00	0	0	1,649,643	1,649,643	
DEPARTMENT CORE ADJUSTMENTS										
Core Reallocation	1187	T062	TRF		0.00	0	0	195	195	Core reallocations will more closely align the budget with planned spending.
Core Reallocation	1187	T063	TRF		0.00	0	0	40	40	Core reallocations will more closely align the budget with planned spending.
Core Reallocation	1187	T064	TRF		0.00	0	0	(3,186)	(3,186)	Core reallocations will more closely align the budget with planned spending.
Core Reallocation	1187	T065	TRF		0.00	0	0	14,924	14,924	Core reallocations will more closely align the budget with planned spending.
Core Reallocation	1187	T066	TRF		0.00	0	0	(2,731)	(2,731)	Core reallocations will more closely align the budget with planned spending.
Core Reallocation	1187	T067	TRF		0.00	0	0	(10,976)	(10,976)	Core reallocations will more closely align the budget with planned spending.
Core Reallocation	1187	T068	TRF		0.00	0	0	(3,295)	(3,295)	Core reallocations will more closely align the budget with planned spending.
Core Reallocation	1187	T069	TRF		0.00	0	0	(1,104)	(1,104)	Core reallocations will more closely align the budget with planned spending.

CORE RECONCILIATION DETAIL

**DEPARTMENT OF NATURAL RESOURCES
COST ALLOCATION HB 13 TRF**

5. CORE RECONCILIATION DETAIL

			Budget Class	FTE	GR	Federal	Other	Total	Explanation
DEPARTMENT CORE ADJUSTMENTS									
Core Reallocation	1187	T070	TRF	0.00	0	0	(631)	(631)	Core reallocations will more closely align the budget with planned spending.
Core Reallocation	1187	T071	TRF	0.00	0	0	(802)	(802)	Core reallocations will more closely align the budget with planned spending.
Core Reallocation	1187	T072	TRF	0.00	0	0	(19,151)	(19,151)	Core reallocations will more closely align the budget with planned spending.
Core Reallocation	1187	T073	TRF	0.00	0	0	4,186	4,186	Core reallocations will more closely align the budget with planned spending.
Core Reallocation	1187	T075	TRF	0.00	0	0	78,711	78,711	Core reallocations will more closely align the budget with planned spending.
Core Reallocation	1187	T076	TRF	0.00	0	0	359	359	Core reallocations will more closely align the budget with planned spending.
Core Reallocation	1187	T080	TRF	0.00	0	0	(3,791)	(3,791)	Core reallocations will more closely align the budget with planned spending.
Core Reallocation	1187	T081	TRF	0.00	0	0	(10,281)	(10,281)	Core reallocations will more closely align the budget with planned spending.
Core Reallocation	1187	T083	TRF	0.00	0	0	(415)	(415)	Core reallocations will more closely align the budget with planned spending.

CORE RECONCILIATION DETAIL

**DEPARTMENT OF NATURAL RESOURCES
COST ALLOCATION HB 13 TRF**

5. CORE RECONCILIATION DETAIL

		Budget Class	FTE	GR	Federal	Other	Total	Explanation
DEPARTMENT CORE ADJUSTMENTS								
Core Reallocation	1187	T084 TRF	0.00	0	0	(29,383)	(29,383)	Core reallocations will more closely align the budget with planned spending.
Core Reallocation	1187	T143 TRF	0.00	0	0	81	81	Core reallocations will more closely align the budget with planned spending.
Core Reallocation	1187	T242 TRF	0.00	0	0	(4,644)	(4,644)	Core reallocations will more closely align the budget with planned spending.
Core Reallocation	1187	T516 TRF	0.00	0	0	(2,307)	(2,307)	Core reallocations will more closely align the budget with planned spending.
Core Reallocation	1187	T061 TRF	0.00	0	0	(5,799)	(5,799)	Core reallocations will more closely align the budget with planned spending.
NET DEPARTMENT CHANGES			0.00	0	0	0	0	
DEPARTMENT CORE REQUEST								
		TRF	0.00	0	0	1,649,643	1,649,643	
		Total	0.00	0	0	1,649,643	1,649,643	
GOVERNOR'S RECOMMENDED CORE								
		TRF	0.00	0	0	1,649,643	1,649,643	
		Total	0.00	0	0	1,649,643	1,649,643	

CORE RECONCILIATION DETAIL

DEPARTMENT OF NATURAL RESOURCES

COST ALLOCATION ITSD TRF

5. CORE RECONCILIATION DETAIL

			Budget Class	FTE	GR	Federal	Other	Total	Explanation
TAFP AFTER VETOES									
			TRF	0.00	0	0	6,778,172	6,778,172	
			Total	0.00	0	0	6,778,172	6,778,172	
DEPARTMENT CORE ADJUSTMENTS									
Core Reallocation	1188	T088	TRF	0.00	0	0	(27,219)	(27,219)	Core reallocations will more closely align the budget with planned spending.
Core Reallocation	1188	T089	TRF	0.00	0	0	(2,080)	(2,080)	Core reallocations will more closely align the budget with planned spending.
Core Reallocation	1188	T090	TRF	0.00	0	0	1,124	1,124	Core reallocations will more closely align the budget with planned spending.
Core Reallocation	1188	T091	TRF	0.00	0	0	120,770	120,770	Core reallocations will more closely align the budget with planned spending.
Core Reallocation	1188	T092	TRF	0.00	0	0	4,051	4,051	Core reallocations will more closely align the budget with planned spending.
Core Reallocation	1188	T093	TRF	0.00	0	0	20,146	20,146	Core reallocations will more closely align the budget with planned spending.
Core Reallocation	1188	T095	TRF	0.00	0	0	9,109	9,109	Core reallocations will more closely align the budget with planned spending.
Core Reallocation	1188	T096	TRF	0.00	0	0	1,646	1,646	Core reallocations will more closely align the budget with planned spending.

CORE RECONCILIATION DETAIL

**DEPARTMENT OF NATURAL RESOURCES
COST ALLOCATION ITSD TRF**

5. CORE RECONCILIATION DETAIL

			Budget Class	FTE	GR	Federal	Other	Total	Explanation
DEPARTMENT CORE ADJUSTMENTS									
Core Reallocation	1188	T097	TRF	0.00	0	0	14,103	14,103	Core reallocations will more closely align the budget with planned spending.
Core Reallocation	1188	T098	TRF	0.00	0	0	(207)	(207)	Core reallocations will more closely align the budget with planned spending.
Core Reallocation	1188	T099	TRF	0.00	0	0	41,249	41,249	Core reallocations will more closely align the budget with planned spending.
Core Reallocation	1188	T100	TRF	0.00	0	0	(257,926)	(257,926)	Core reallocations will more closely align the budget with planned spending.
Core Reallocation	1188	T101	TRF	0.00	0	0	3,706	3,706	Core reallocations will more closely align the budget with planned spending.
Core Reallocation	1188	T105	TRF	0.00	0	0	33,680	33,680	Core reallocations will more closely align the budget with planned spending.
Core Reallocation	1188	T108	TRF	0.00	0	0	20,740	20,740	Core reallocations will more closely align the budget with planned spending.
Core Reallocation	1188	T110	TRF	0.00	0	0	1,357	1,357	Core reallocations will more closely align the budget with planned spending.
Core Reallocation	1188	T144	TRF	0.00	0	0	4,663	4,663	Core reallocations will more closely align the budget with planned spending.

CORE RECONCILIATION DETAIL

DEPARTMENT OF NATURAL RESOURCES
COST ALLOCATION ITSD TRF

5. CORE RECONCILIATION DETAIL

		Budget Class	FTE	GR	Federal	Other	Total	Explanation
DEPARTMENT CORE ADJUSTMENTS								
Core Reallocation	1188	T243 TRF	0.00	0	0	6,949	6,949	Core reallocations will more closely align the budget with planned spending.
Core Reallocation	1188	T536 TRF	0.00	0	0	(5,003)	(5,003)	Core reallocations will more closely align the budget with planned spending.
Core Reallocation	1188	T087 TRF	0.00	0	0	9,142	9,142	Core reallocations will more closely align the budget with planned spending.
NET DEPARTMENT CHANGES			0.00	0	0	0	0	
DEPARTMENT CORE REQUEST								
		TRF	0.00	0	0	6,778,172	6,778,172	
		Total	0.00	0	0	6,778,172	6,778,172	
GOVERNOR'S RECOMMENDED CORE								
		TRF	0.00	0	0	6,778,172	6,778,172	
		Total	0.00	0	0	6,778,172	6,778,172	

CORE RECONCILIATION DETAIL

**DEPARTMENT OF NATURAL RESOURCES
FED ITSD CONSOLIDATION TRF**

5. CORE RECONCILIATION DETAIL

	Budget Class	FTE	GR	Federal	Other	Total	Explanation
TAFP AFTER VETOES	TRF	0.00	0	2,693,271	0	2,693,271	
	Total	0.00	0	2,693,271	0	2,693,271	
DEPARTMENT CORE REQUEST	TRF	0.00	0	2,693,271	0	2,693,271	
	Total	0.00	0	2,693,271	0	2,693,271	
GOVERNOR'S RECOMMENDED CORE	TRF	0.00	0	2,693,271	0	2,693,271	
	Total	0.00	0	2,693,271	0	2,693,271	

MISSOURI DEPARTMENT OF NATURAL RESOURCES

DECISION ITEM DETAIL

Budget Unit	FY 2015	FY 2015	FY 2016	FY 2016	FY 2017	FY 2017	FY 2017	FY 2017
Decision Item	ACTUAL	ACTUAL	BUDGET	BUDGET	DEPT REQ	DEPT REQ	GOV REC	GOV REC
Budget Object Class	DOLLAR	FTE	DOLLAR	FTE	DOLLAR	FTE	DOLLAR	FTE
COST ALLOCATION-TRANSFER								
CORE								
TRANSFERS OUT	5,835,395	0.00	6,543,451	0.00	6,543,451	0.00	6,543,451	0.00
TOTAL - TRF	5,835,395	0.00	6,543,451	0.00	6,543,451	0.00	6,543,451	0.00
GRAND TOTAL	\$5,835,395	0.00	\$6,543,451	0.00	\$6,543,451	0.00	\$6,543,451	0.00
GENERAL REVENUE	\$0	0.00	\$0	0.00	\$0	0.00	\$0	0.00
FEDERAL FUNDS	\$0	0.00	\$0	0.00	\$0	0.00	\$0	0.00
OTHER FUNDS	\$5,835,395	0.00	\$6,543,451	0.00	\$6,543,451	0.00	\$6,543,451	0.00

MISSOURI DEPARTMENT OF NATURAL RESOURCES

DECISION ITEM DETAIL

Budget Unit	FY 2015	FY 2015	FY 2016	FY 2016	FY 2017	FY 2017	FY 2017	FY 2017
Decision Item	ACTUAL	ACTUAL	BUDGET	BUDGET	DEPT REQ	DEPT REQ	GOV REC	GOV REC
Budget Object Class	DOLLAR	FTE	DOLLAR	FTE	DOLLAR	FTE	DOLLAR	FTE
COST ALLOCATION HB 13 TRF								
CORE								
TRANSFERS OUT	1,517,695	0.00	1,649,643	0.00	1,649,643	0.00	1,649,643	0.00
TOTAL - TRF	1,517,695	0.00	1,649,643	0.00	1,649,643	0.00	1,649,643	0.00
GRAND TOTAL	\$1,517,695	0.00	\$1,649,643	0.00	\$1,649,643	0.00	\$1,649,643	0.00
GENERAL REVENUE	\$0	0.00	\$0	0.00	\$0	0.00	\$0	0.00
FEDERAL FUNDS	\$0	0.00	\$0	0.00	\$0	0.00	\$0	0.00
OTHER FUNDS	\$1,517,695	0.00	\$1,649,643	0.00	\$1,649,643	0.00	\$1,649,643	0.00

MISSOURI DEPARTMENT OF NATURAL RESOURCES

DECISION ITEM DETAIL

Budget Unit	FY 2015	FY 2015	FY 2016	FY 2016	FY 2017	FY 2017	FY 2017	FY 2017
Decision Item	ACTUAL	ACTUAL	BUDGET	BUDGET	DEPT REQ	DEPT REQ	GOV REC	GOV REC
Budget Object Class	DOLLAR	FTE	DOLLAR	FTE	DOLLAR	FTE	DOLLAR	FTE
COST ALLOCATION ITSD TRF								
CORE								
TRANSFERS OUT	5,850,606	0.00	6,778,172	0.00	6,778,172	0.00	6,778,172	0.00
TOTAL - TRF	5,850,606	0.00	6,778,172	0.00	6,778,172	0.00	6,778,172	0.00
GRAND TOTAL	\$5,850,606	0.00	\$6,778,172	0.00	\$6,778,172	0.00	\$6,778,172	0.00
GENERAL REVENUE	\$0	0.00	\$0	0.00	\$0	0.00	\$0	0.00
FEDERAL FUNDS	\$0	0.00	\$0	0.00	\$0	0.00	\$0	0.00
OTHER FUNDS	\$5,850,606	0.00	\$6,778,172	0.00	\$6,778,172	0.00	\$6,778,172	0.00

MISSOURI DEPARTMENT OF NATURAL RESOURCES

DECISION ITEM DETAIL

Budget Unit	FY 2015	FY 2015	FY 2016	FY 2016	FY 2017	FY 2017	FY 2017	FY 2017
Decision Item	ACTUAL	ACTUAL	BUDGET	BUDGET	DEPT REQ	DEPT REQ	GOV REC	GOV REC
Budget Object Class	DOLLAR	FTE	DOLLAR	FTE	DOLLAR	FTE	DOLLAR	FTE
FED ITSD CONSOLIDATION TRF								
CORE								
TRANSFERS OUT	2,259,616	0.00	2,693,271	0.00	2,693,271	0.00	2,693,271	0.00
TOTAL - TRF	2,259,616	0.00	2,693,271	0.00	2,693,271	0.00	2,693,271	0.00
GRAND TOTAL	\$2,259,616	0.00	\$2,693,271	0.00	\$2,693,271	0.00	\$2,693,271	0.00
GENERAL REVENUE	\$0	0.00	\$0	0.00	\$0	0.00	\$0	0.00
FEDERAL FUNDS	\$2,259,616	0.00	\$2,693,271	0.00	\$2,693,271	0.00	\$2,693,271	0.00
OTHER FUNDS	\$0	0.00	\$0	0.00	\$0	0.00	\$0	0.00

This page was intentionally left blank.

MISSOURI DEPARTMENT OF NATURAL RESOURCES

DECISION ITEM SUMMARY

Budget Unit								
Decision Item	FY 2015	FY 2015	FY 2016	FY 2016	FY 2017	FY 2017	FY 2017	FY 2017
Budget Object Summary	ACTUAL	ACTUAL	BUDGET	BUDGET	DEPT REQ	DEPT REQ	GOV REC	GOV REC
Fund	DOLLAR	FTE	DOLLAR	FTE	DOLLAR	FTE	DOLLAR	FTE
EIERA								
CORE								
PROGRAM-SPECIFIC								
ENVIRON IMPROVE AUTHORITY	0	0.00	1	0.00	1	0.00	1	0.00
TOTAL - PD	0	0.00	1	0.00	1	0.00	1	0.00
TOTAL	0	0.00	1	0.00	1	0.00	1	0.00
GRAND TOTAL	\$0	0.00	\$1	0.00	\$1	0.00	\$1	0.00

CORE DECISION ITEM

Department of Natural Resources	Budget Unit 78301C
Environmental Improvement and Energy Resources Authority	
Environmental Improvement and Energy Resources Authority Core	HB Section 6.340

1. CORE FINANCIAL SUMMARY

	FY 2017 Budget Request			
	GR	Federal	Other	Total
PS	0	0	0	0
EE	0	0	0	0
PSD	0	0	1	1
Total	0	0	1	1
FTE	0.00	0.00	0.00	0.00

Est. Fringe	0	0	0	0
<i>Note: Fringes budgeted in House Bill 5 except for certain fringes budgeted directly to MoDOT, Highway Patrol, and Conservation.</i>				

Other Funds: State Environmental Improvement Authority Fund (0654)

	FY 2017 Governor's Recommendation			
	GR	Fed	Other	Total
PS	0	0	0	0
EE	0	0	0	0
PSD	0	0	1	1
Total	0	0	1	1
FTE	0.00	0.00	0.00	0.00

Est. Fringe	0	0	0	0
<i>Note: Fringes budgeted in House Bill 5 except for certain fringes budgeted directly to MoDOT, Highway Patrol, and Conservation.</i>				

2. CORE DESCRIPTION

This appropriation allows the Environmental Improvement and Energy Resources Authority (EIERA) to participate in the Missouri State Retirement System and provide this benefit to its employees. Providing these benefits enhances the EIERA's ability to recruit and retain high quality employees.

3. PROGRAM LISTING (list programs included in this core funding)

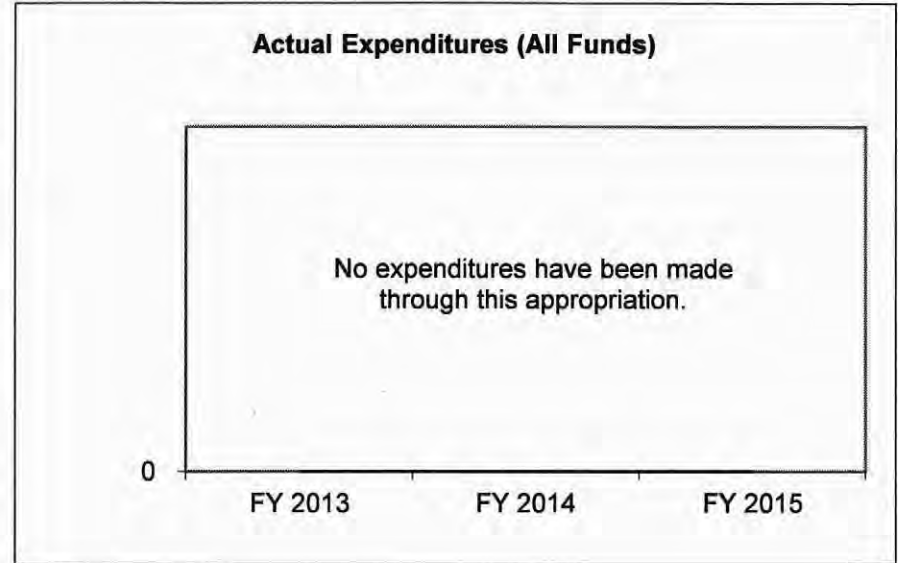
Environmental Improvement and Energy Resources Authority

CORE DECISION ITEM

Department of Natural Resources	Budget Unit <u>78301C</u>
Environmental Improvement and Energy Resources Authority	
Environmental Improvement and Energy Resources Authority Core	HB Section <u>6.340</u>

4. FINANCIAL HISTORY

	<u>FY 2013 Actual</u>	<u>FY 2014 Actual</u>	<u>FY 2015 Actual</u>	<u>FY 2016 Current Yr.</u>
Appropriation (All Funds)	1	1	1	1
Less Reverted (All Funds)	0	0	0	N/A
Less Restricted (All Funds)	0	0	0	N/A
Budget Authority (All Funds)	1	1	1	N/A
Actual Expenditures (All Funds)	0	0	0	N/A
Unexpended (All Funds)	1	1	1	N/A
Unexpended, by Fund:				
General Revenue	0	0	0	N/A
Federal	0	0	0	N/A
Other	1	1	1	N/A



Reverted includes the statutory three-percent reserve amount (when applicable).

Restricted includes any Governor's Expenditure Restrictions which remained at the end of the fiscal year (when applicable).

Actual expenditures for all fiscal years are as of June 30 and do not include lapse period activities.

CORE RECONCILIATION DETAIL

DEPARTMENT OF NATURAL RESOURCES

EIERA

5. CORE RECONCILIATION DETAIL

	Budget Class	FTE	GR	Federal	Other	Total	Explanation
TAFP AFTER VETOES	PD	0.00	0	0	1	1	
	Total	0.00	0	0	1	1	
DEPARTMENT CORE REQUEST	PD	0.00	0	0	1	1	
	Total	0.00	0	0	1	1	
GOVERNOR'S RECOMMENDED CORE	PD	0.00	0	0	1	1	
	Total	0.00	0	0	1	1	

MISSOURI DEPARTMENT OF NATURAL RESOURCES

DECISION ITEM DETAIL

Budget Unit	FY 2015	FY 2015	FY 2016	FY 2016	FY 2017	FY 2017	FY 2017	FY 2017
Decision Item	ACTUAL	ACTUAL	BUDGET	BUDGET	DEPT REQ	DEPT REQ	GOV REC	GOV REC
Budget Object Class	DOLLAR	FTE	DOLLAR	FTE	DOLLAR	FTE	DOLLAR	FTE
EIERA								
CORE								
PROGRAM DISTRIBUTIONS	0	0.00	1	0.00	1	0.00	1	0.00
TOTAL - PD	0	0.00	1	0.00	1	0.00	1	0.00
GRAND TOTAL	\$0	0.00	\$1	0.00	\$1	0.00	\$1	0.00
GENERAL REVENUE	\$0	0.00	\$0	0.00	\$0	0.00	\$0	0.00
FEDERAL FUNDS	\$0	0.00	\$0	0.00	\$0	0.00	\$0	0.00
OTHER FUNDS	\$0	0.00	\$1	0.00	\$1	0.00	\$1	0.00

PROGRAM DESCRIPTION

Department of Natural Resources

HB Section(s): 6.340

Environmental Improvement and Energy Resources Authority

Program is found in the following core budget(s): Environmental Improvement and Energy Resources Authority

1. What does this program do?

The Environmental Improvement and Energy Resources Authority (EIERA) is a quasi-governmental agency that serves as the financing arm for the department. EIERA's mission is to provide solutions that help Missouri and the environment thrive through finance, research and technical assistance. The five primary initiatives of the EIERA are:

1. In cooperation with the Clean Water Commission, Safe Drinking Water Commission, Department of Natural Resources (DNR) and Environmental Protection Agency (EPA), the EIERA helped establish the Missouri State Revolving Fund (SRF). The SRF provides loan monies to communities and districts for construction of wastewater and drinking water projects. The EIERA issues bonds to fund these loans or to reimburse DNR for direct loan expenditures leveraging federal dollars to provide additional loan funds. The EIERA also provides the state match necessary to draw federal SRF funds. To date the EIERA has generated approximately \$127 million in match through bond issuances.
2. EIERA also coordinates recycling market development to expand and support recycling and waste recovery through the Missouri Market Development Program. This program provides financial and technical assistance to Missouri businesses.
3. EIERA issues Private Activity Bonds for pollution prevention projects that qualify under the U.S. Tax Code.
4. EIERA works with the Department of Economic Development, certain investor-owned utilities and Natural Resource Damage Co-Trustees to provide a variety of services including technical assistance and paying agent activities relating to the Natural Resource Damage and Restoration program and Low Income Weatherization Assistance program.
5. EIERA receives EPA grant funding to establish and manage a revolving loan and subgrant fund to clean up contaminated properties known as Brownfields. The management and financial aspects of the Missouri Brownfields Revolving Loan Fund Program is managed by the EIERA with oversight of the cleanup provided by DNR's Voluntary Cleanup Program.

2. What is the authorization for this program, i.e., federal or state statute, etc.? (Include the federal program number, if applicable.)

Clean Water Act (1972)

Safe Drinking Water Act (1996)

U.S. Tax Code

42 USC 9601

RSMo 260.005-260.125

RSMo 640.100-640.140

RSMo 260.565-260.575

RSMo 644

RSMo 260.335

Comprehensive Environmental Response, Compensation & Liability Act, as amended

EIERA authorizing statutes

Missouri Drinking Water Act

Missouri Hazardous Waste/Voluntary Cleanup Law

Missouri Clean Water Law

Solid Waste Management/Market Development

3. Are there federal matching requirements? If yes, please explain.

Both the federal Clean Water and Drinking Water State Revolving Fund Capitalization and the Brownfields Revolving Loan Fund grants require a 20% match.

4. Is this a federally mandated program? If yes, please explain.

No

PROGRAM DESCRIPTION

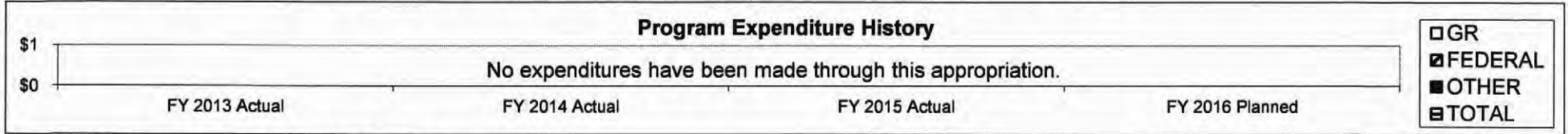
Department of Natural Resources

HB Section(s): 6.340

Environmental Improvement and Energy Resources Authority

Program is in the following core budget(s): Environmental Improvement and Energy Resources Authority

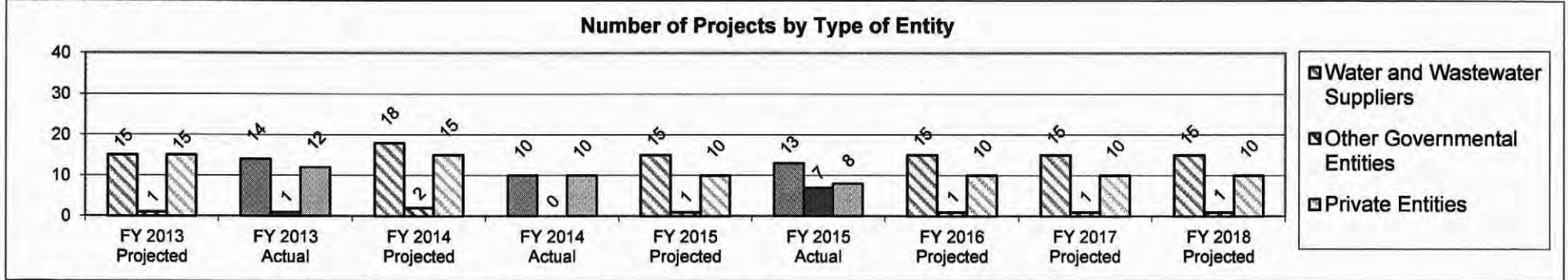
5. Provide actual expenditures for the prior three fiscal years and planned expenditures for the current fiscal year.



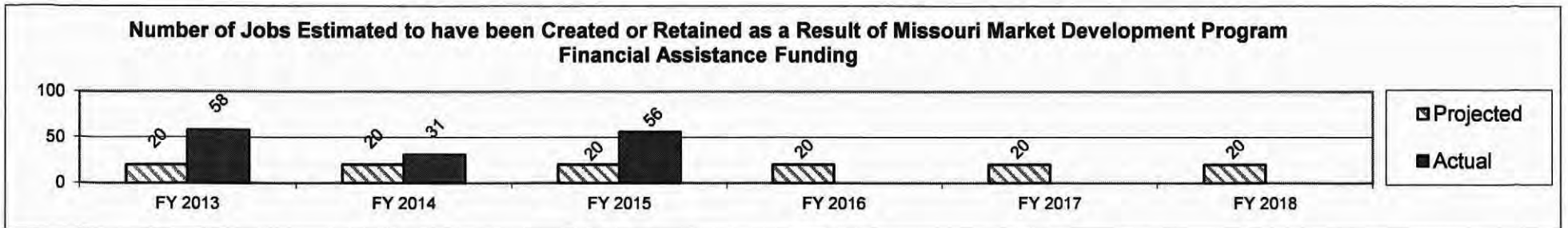
6. What are the sources of the "Other" funds?

State Environmental Improvement Authority Fund (0654)

7a. Provide an effectiveness measure.



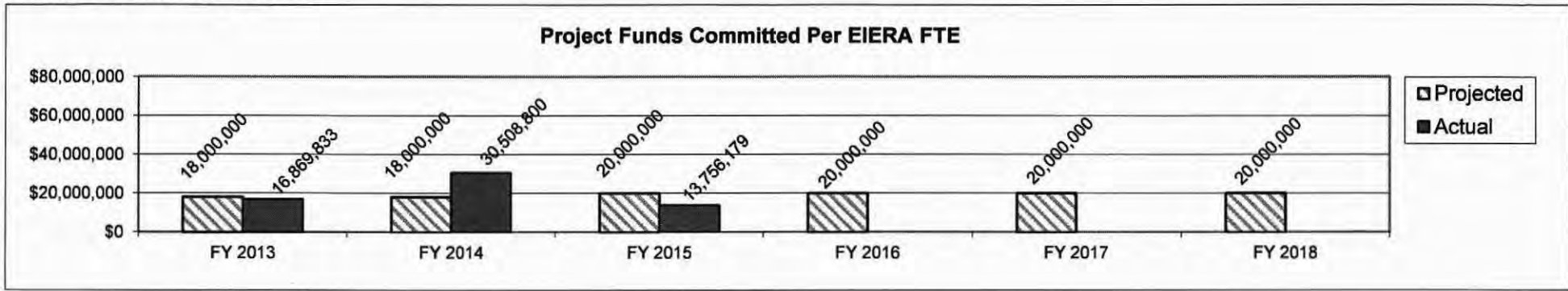
Note: These figures represent entities receiving funding related to direct activities of EIERA.



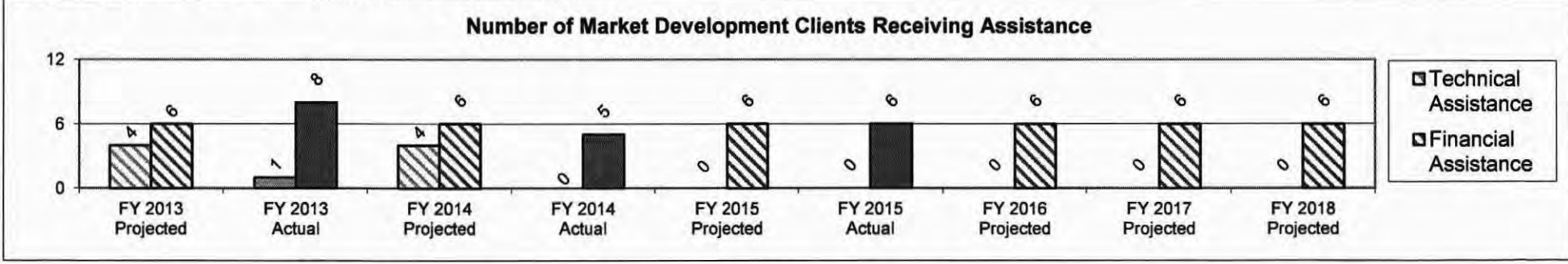
PROGRAM DESCRIPTION

Department of Natural Resources **HB Section(s): 6.340**
Environmental Improvement and Energy Resources Authority
Program is found in the following core budget(s): Environmental Improvement and Energy Resources Authority

7b. Provide an efficiency measure.



7c. Provide the number of clients/individuals served, if applicable.



Note: Beginning in FY 2015, Technical Assistance is no longer being offered as part of the Market Development Program offerings.

7d. Provide a customer satisfaction measure, if available.
 Not available