

# MISSOURI DEPARTMENT OF REVENUE



## FY2017 BUDGET REQUEST

with Governor's Recommendations

# TABLE OF CONTENTS

**DEPARTMENT OF REVENUE  
FISCAL YEAR 2017 BUDGET  
TABLE OF CONTENTS**

	Page		Page
<b>DEPARTMENT INFORMATION</b>		<b>REFUNDS AND DISTRIBUTIONS</b>	
Overview	1	Appropriated Tax Credits	177
State Auditor's and Oversight Reports	2	Prosecuting Attorneys and Collection Agencies - Core	182
Program Subject to Missouri Sunset Act	3	County Lien Filing Fees - Core	187
<b>DEPARTMENT DECISION ITEMS</b>		Motor Fuel Distribution - Core	192
Flexibility Request	4	Emblem Use Fee Distribution	197
FY17 Pay Plan	5	General Revenue Refunds - Core	202
<b>HIGHWAY COLLECTIONS</b>		Federal and Other Funds Refunds - Core	207
Core Budget Request	17	Highway Fund Refunds - Core	212
MVDL Integrated System	26	Aviation Trust Fund Refunds - Core	217
Program Descriptions	31	Motor Fuel Tax Refunds - Core	222
NMVTIS User Fees	39	Workers' Compensation Refunds - Core	227
<b>TAXATION DIVISION</b>		Cigarette Tax Refunds - Core	232
Core Budget Request	44	County Stock Insurance Tax Distribution - Core	237
Program Descriptions	53	Debt Offset Tax Credits - Core	242
Fraud Deterrence	64	Debt Offset Transfer - Core	247
Document Capture	70	Circuit Court Escrow Transfer - Core	252
Integrated Tax System	76	Circuit Court Escrow Transfer - Increase	257
<b>MOTOR VEHICLE AND DRIVER LICENSING DIVISION</b>		Debt Offset Distribution - Core	262
Core Budget Request	80	School District Trust Fund Transfer to GR - Core	267
Program Descriptions	86	Park Sales Tax Trust Fund Transfer to GR - Core	272
<b>LEGAL SERVICES DIVISION</b>		Soil & Water Sales Tax Trust Fund Transfer to GR - Core	277
Core Budget Request	94	Income Tax Check-Off Transfers from GR - Core	282
Program Descriptions	100	Income Tax Check-Off Transfer from GR - Increase	288
<b>ADMINISTRATION DIVISION</b>		Income Tax Check-Off Erroneous Transfers to GR - Core	293
Core Budget Request	119	Income Tax Check-Off Distributions - Core	298
Program Descriptions	125	DOR Information Fund Transfer to Highway - Core	303
<b>POSTAGE</b>		Motor Fuel Tax Fund Transfer to State Road Fund - Core	308
Core Budget Request	147	DOR Specialty Plate Transfer to Highway - Core	313
Program Descriptions	152		
Postage Rate Increase	171		

**DEPARTMENT OF REVENUE  
FISCAL YEAR 2017 BUDGET  
TABLE OF CONTENTS**

	Page		Page
<b>STATE TAX COMMISSION</b>		<b>STATE LOTTERY COMMISSION</b>	
Overview		Overview	
Flexibility Request	318	Flexibility Request	342
Core Budget Request	319	Core Budget Request - Operating	343
Program Descriptions	325	Program Description	350
FY17 Pay Plan	334	FY17 Pay Plan	353
Assessment Maintenance - Core	338	Core Budget Request - Prizes	357
		Core Budget Request - Transfer	362

# DEPARTMENT INFORMATION

## Overview

### **Missouri Department of Revenue**

The Missouri Department of Revenue (Department) is the central collection agency for all state and non-state revenues. In addition to collecting taxes and fees, the Department titles and registers vehicles, and licenses drivers. The Department strives to ensure that all taxes and fees owed to the state and local political subdivisions are paid; that its duties and services are performed according to statutory and regulatory standards, in a professional manner, and in a technologically forward-thinking fashion; and that it minimizes administrative expense.

In Fiscal Year 2015 the Department collected \$9.81 billion or 98.7 percent of state General Revenue and \$2.85 billion in other state funds. In addition, the Department collected and distributed over 1,000 local-option tax rates for Missouri cities, counties, and other political subdivisions.

<b>Program or Division Name</b>	<b>Type of Report</b>	<b>Date Issued</b>	<b>Website</b>
<b>Department of Revenue</b>			
Warrenton Contract License Office	State Auditor	November, 2015	<a href="http://www.auditor.mo.gov">www.auditor.mo.gov</a>
St. Charles Contract License Office	State Auditor	November, 2015	<a href="http://www.auditor.mo.gov">www.auditor.mo.gov</a>
Monroe City Contract License Office	State Auditor	November, 2015	<a href="http://www.auditor.mo.gov">www.auditor.mo.gov</a>
Kirksville Contract License Office	State Auditor	November, 2015	<a href="http://www.auditor.mo.gov">www.auditor.mo.gov</a>
Carthage Contract License Office	State Auditor	November, 2015	<a href="http://www.auditor.mo.gov">www.auditor.mo.gov</a>
Sales and Use Tax	State Auditor	September, 2015	<a href="http://www.auditor.mo.gov">www.auditor.mo.gov</a>
State Distribution of Excess Revenues	State Auditor	April, 2015	<a href="http://www.auditor.mo.gov">www.auditor.mo.gov</a>
Sugar Creek Contract License Office	State Auditor	September, 2014	<a href="http://www.auditor.mo.gov">www.auditor.mo.gov</a>
Doniphan Contract License Office	State Auditor	September, 2014	<a href="http://www.auditor.mo.gov">www.auditor.mo.gov</a>
Creve Coeur Contract License Office	State Auditor	September, 2014	<a href="http://www.auditor.mo.gov">www.auditor.mo.gov</a>
Branson Contract License Office	State Auditor	September, 2014	<a href="http://www.auditor.mo.gov">www.auditor.mo.gov</a>
Bolivar Contract License Office	State Auditor	September, 2014	<a href="http://www.auditor.mo.gov">www.auditor.mo.gov</a>
DOR/OA Contract License Offices Bidding and Procurement	State Auditor	July, 2014	<a href="http://www.auditor.mo.gov">www.auditor.mo.gov</a>
Vienna Contract License Office	State Auditor	November, 2013	<a href="http://www.auditor.mo.gov">www.auditor.mo.gov</a>
Malden Contract License Office	State Auditor	November, 2013	<a href="http://www.auditor.mo.gov">www.auditor.mo.gov</a>
Gladstone Contract License Office	State Auditor	November, 2013	<a href="http://www.auditor.mo.gov">www.auditor.mo.gov</a>
Farmington Contract License Office	State Auditor	November, 2013	<a href="http://www.auditor.mo.gov">www.auditor.mo.gov</a>
Des Peres Contract License Office	State Auditor	November, 2013	<a href="http://www.auditor.mo.gov">www.auditor.mo.gov</a>
DOR-Real ID Act Compliance	State Auditor	September, 2013	<a href="http://www.auditor.mo.gov">www.auditor.mo.gov</a>
Sales and Use Tax	State Auditor	February, 2013	<a href="http://www.auditor.mo.gov">www.auditor.mo.gov</a>
St. Joseph Contract License Office	State Auditor	November, 2012	<a href="http://www.auditor.mo.gov">www.auditor.mo.gov</a>
Platte City Contract License Office	State Auditor	November, 2012	<a href="http://www.auditor.mo.gov">www.auditor.mo.gov</a>
Montgomery City Contract License Office	State Auditor	November, 2012	<a href="http://www.auditor.mo.gov">www.auditor.mo.gov</a>
Chesterfield Contract License Office	State Auditor	November, 2012	<a href="http://www.auditor.mo.gov">www.auditor.mo.gov</a>
Cape Girardeau Contract License Office	State Auditor	November, 2012	<a href="http://www.auditor.mo.gov">www.auditor.mo.gov</a>
Sedalia Contract License Office	State Auditor	October, 2012	<a href="http://www.auditor.mo.gov">www.auditor.mo.gov</a>
Potosi Contract License Office	State Auditor	October, 2012	<a href="http://www.auditor.mo.gov">www.auditor.mo.gov</a>
Lebanon Contract License Office	State Auditor	October, 2012	<a href="http://www.auditor.mo.gov">www.auditor.mo.gov</a>
Jefferson City Contract License Office	State Auditor	October, 2012	<a href="http://www.auditor.mo.gov">www.auditor.mo.gov</a>
Bridgeton Contract License Office	State Auditor	October, 2012	<a href="http://www.auditor.mo.gov">www.auditor.mo.gov</a>
Procurement Of Maplewood Contract License Office	State Auditor	August, 2012	<a href="http://www.auditor.mo.gov">www.auditor.mo.gov</a>
Contract License Offices Monitoring	State Auditor	April, 2012	<a href="http://www.auditor.mo.gov">www.auditor.mo.gov</a>
DOR/OA Contract License Offices Bidding and Procurement	State Auditor	April, 2012	<a href="http://www.auditor.mo.gov">www.auditor.mo.gov</a>
State Lottery Commission - Two Years Ending 06/30/2011	State Auditor	November, 2012	<a href="http://www.auditor.mo.gov">www.auditor.mo.gov</a>
State Lottery Commission	State Auditor	December, 2015	<a href="http://www.auditor.mo.gov">www.auditor.mo.gov</a>

### Programs Subject to Missouri Sunset Act

<b>Program</b>	<b>Statutes Establishing</b>	<b>Sunset Date</b>	<b>Review Status</b>
Rolling Stock Tax Credit	Section 137.1018, RSMo	August 28, 2020	
Champion for Children	Section 135.341, RSMo	December 31, 2019	
Food Pantry	Section 135.647, RSMo	December 31, 2019	
Public Safety Officer Surviving Spouse	Section 135.090, RSMo	December 31, 2019	
American Red Cross Trust Fund	Section 143.1013, RSMo	December 31, 2017	
Developmental Disabilities Waiting List Equity Trust Fund	Section 143.1017, RSMo	December, 31, 2017	
Foster Care and Adoptive Parents Recruitment and Retention Fund	Section 143.1015, RSMo	August 28, 2017	
Missouri National Guard Foundation Fund	Section 143.1027, RSMo	August, 28, 2020	
Organ Donor Program Fund	Section 143.1016, RSMo	December 31, 2017	
Pediatric Cancer Research Trust Fund	Section 143.1026, RSMo	December, 31, 2019	
Puppy Protection Trust Fund	Section 143.1014, RSMo	December 31, 2017	
Franchise Tax	Section 147.010, RSMo	December 31 2015	
Residential Dwelling Accessibilty Tax Credit	Section 135.562, RSMo	December 31, 2019	



THIS PAGE INTENTIONALLY LEFT BLANK.

# **DEPARTMENT DECISION ITEMS**

**FLEXIBILITY REQUEST FORM**

<b>BUDGET UNIT NUMBER:</b> 86000C	<b>DEPARTMENT:</b> REVENUE
<b>BUDGET UNIT NAME:</b> Department of Revenue	<b>DIVISION:</b> N/A

**1. Provide the amount by fund of personal service flexibility and the amount by fund of expense and equipment flexibility you are requesting in dollar and percentage terms and explain why the flexibility is needed. If flexibility is being requested among divisions, provide the amount by fund of flexibility you are requesting in dollar and percentage terms and explain why the flexibility is needed.**

**DEPARTMENT REQUEST**

The Department is requesting 10 percent flexibility for General Revenue (GR) and other funding for Fiscal Year 2017 between personal service and expense and equipment and between divisions. Flexibility is needed to continue providing the best possible revenue collection results and to continue to perform its statutory and regulatory mandates.

**2. Estimate how much flexibility will be used for the budget year. How much flexibility was used in the Prior Year Budget and the Current Year Budget? Please specify the amount.**

PRIOR YEAR ACTUAL AMOUNT OF FLEXIBILITY USED	CURRENT YEAR ESTIMATED AMOUNT OF FLEXIBILITY THAT WILL BE USED	BUDGET REQUEST ESTIMATED AMOUNT OF FLEXIBILITY THAT WILL BE USED
The Department received 10 percent flexibility between personal services and expense and equipment and between divisions. The Department flexed \$30,000 between Highway Collection GR personal service appropriations.	The Department received 10 percent flexibility between personal service and expense and equipment and between divisions. The Department will use its flexibility to focus on revenue generating programs.	The Department is requesting 10 percent flexibility between personal service and expense and equipment and between divisions to continue the focus on revenue generating programs.

**3. Please explain how flexibility was used in the prior and/or current years.**

PRIOR YEAR EXPLAIN ACTUAL USE	CURRENT YEAR EXPLAIN PLANNED USE
From: Division of MVDL Highway Collections GR PS \$30,000 To: Division of Administration Highway Collections GR PS \$30,000	The Department will use its flexibility to focus on revenue generating programs.

THIS PAGE INTENTIONALLY LEFT BLANK.

**NEW DECISION ITEM**  
**RANK: 2 OF 10**

**Department of Revenue** **Budget Unit 4.005, 4.010, 4.015, 4.020, 4.025**  
**Divisions of Taxation, Motor Vehicle and Driver Licensing, Legal Services, Administration**  
**DI Name: Pay Plan FY17** **DI#: 0000012**

**1. AMOUNT OF REQUEST**

	FY 2017 Budget Request				FY 2017 Governor's Recommendation			
	GR	Federal	Other	Total	GR	Federal	Other	Total
PS	0	0	0	0	595,048	5,288	169,151	769,487
EE	0	0	0	0	0	0	0	0
PSD	0	0	0	0	0	0	0	0
TRF	0	0	0	0	0	0	0	0
<b>Total</b>	<b>0</b>	<b>0</b>	<b>0</b>	<b>0</b>	<b>595,048</b>	<b>5,288</b>	<b>169,151</b>	<b>769,487</b>
FTE	0.00	0.00	0.00	0.00	0.00	0.00	0.00	0.00

<b>Est. Fringe</b>	0	0	0	0
--------------------	---	---	---	---

*Note: Fringes budgeted in House Bill 5 except for certain fringes budgeted directly to MoDOT, Highway Patrol, and Conservation.*

<b>Est. Fringe</b>	162,567	1,445	46,212	210,224
--------------------	---------	-------	--------	---------

*Note: Fringes budgeted in House Bill 5 except for certain fringes budgeted directly to MoDOT, Highway Patrol, and Conservation.*

Other Funds: \_\_\_\_\_

Other Funds: State Highways and Transportation Department Fund (0644); Health Initiatives Fund (0275); Petroleum Storage Tank Fund (0585), Conservation Commission Fund (0609); Petroleum Inspection Fund (0662); Motor Vehicle Commission Fund (0588); DOR Specialty Plate Fund (0775); Tobacco Control Special (0984)

**2. THIS REQUEST CAN BE CATEGORIZED AS:**

<input type="checkbox"/> New Legislation	<input type="checkbox"/> New Program	<input type="checkbox"/> Fund Switch
<input type="checkbox"/> Federal Mandate	<input type="checkbox"/> Program Expansion	<input type="checkbox"/> Cost to Continue
<input type="checkbox"/> GR Pick-Up	<input type="checkbox"/> Space Request	<input type="checkbox"/> Equipment Replacement
<input checked="" type="checkbox"/> Pay Plan	<input type="checkbox"/> Other: _____	

**3. WHY IS THIS FUNDING NEEDED? PROVIDE AN EXPLANATION FOR ITEMS CHECKED IN #2. INCLUDE THE FEDERAL OR STATE STATUTORY OR CONSTITUTIONAL AUTHORIZATION FOR THIS PROGRAM.**

The Governor's Fiscal Year 2017 budget includes appropriation authority for a 2% pay raise for all state employees, except judges covered under the Missouri Citizens' Commission on Compensation for Elected Officials.

**NEW DECISION ITEM**

RANK: 2 OF 10

<b>Department of Revenue</b>	<b>Budget Unit</b> <u>4.005, 4.010, 4.015, 4.020, 4.025</u>
<b>Divisions of Taxation, Motor Vehicle and Driver Licensing, Legal Services, Administration</b>	
<b>DI Name: Pay Plan FY17</b>	<b>DI#: 000012</b>

**4. DESCRIBE THE DETAILED ASSUMPTIONS USED TO DERIVE THE SPECIFIC REQUESTED AMOUNT. (How did you determine that the requested number of FTE were appropriate? From what source or standard did you derive the requested levels of funding? Were alternatives such as outsourcing or automation considered? If based on new legislation, does request tie to TAFP fiscal note? If not, explain why. Detail which portions of the request are one-times and how those amounts were calculated.)**

The appropriated amount for the Fiscal Year 17 pay plan was based on two percent of the core personal service appropriations.

**5. BREAK DOWN THE REQUEST BY BUDGET OBJECT CLASS, JOB CLASS, AND FUND SOURCE. IDENTIFY ONE-TIME COSTS.**

<b>Budget Object Class/Job Class</b>	<b>Dept Req GR DOLLARS</b>	<b>Dept Req GR FTE</b>	<b>Dept Req FED DOLLARS</b>	<b>Dept Req FED FTE</b>	<b>Dept Req OTHER DOLLARS</b>	<b>Dept Req OTHER FTE</b>	<b>Dept Req TOTAL DOLLARS</b>	<b>Dept Req TOTAL FTE</b>	<b>Dept Req One-Time DOLLARS</b>
<b>Total PS</b>	0	0.0	0	0.0	0	0.0	0	0.0	0
<b>Grand Total</b>	0	0.0	0	0.0	0	0.0	0	0.0	0

<b>Budget Object Class/Job Class</b>	<b>Gov Rec GR DOLLARS</b>	<b>Gov Rec GR FTE</b>	<b>Gov Rec FED DOLLARS</b>	<b>Gov Rec FED FTE</b>	<b>Gov Rec OTHER DOLLARS</b>	<b>Gov Rec OTHER FTE</b>	<b>Gov Rec TOTAL DOLLARS</b>	<b>Gov Rec TOTAL FTE</b>	<b>Gov Rec One-Time DOLLARS</b>
100-Salaries and Wages	595,048		5,288		169,151		769,487		0.0
<b>Total PS</b>	595,048	0.0	5,288	0.0	169,151	0.0	769,487	0.0	0
<b>Grand Total</b>	595,048	0.0	5,288	0.0	169,151	0.0	769,487	0.0	0

**DECISION ITEM DETAIL**

Budget Unit	FY 2015	FY 2015	FY 2016	FY 2016	FY 2017	FY 2017	FY 2017	FY 2017
Decision Item	ACTUAL	ACTUAL	BUDGET	BUDGET	DEPT REQ	DEPT REQ	GOV REC	GOV REC
Budget Object Class	DOLLAR	FTE	DOLLAR	FTE	DOLLAR	FTE	DOLLAR	FTE
<b>HIGHWAY COLLECTIONS</b>								
<b>Pay Plan - 0000012</b>								
OFFICE SUPPORT ASST (CLERICAL)	0	0.00	0	0.00	0	0.00	1,471	0.00
ADMIN OFFICE SUPPORT ASSISTANT	0	0.00	0	0.00	0	0.00	3,586	0.00
GENERAL OFFICE ASSISTANT	0	0.00	0	0.00	0	0.00	937	0.00
OFFICE SUPPORT ASST (KEYBRD)	0	0.00	0	0.00	0	0.00	2,690	0.00
SR OFC SUPPORT ASST (KEYBRD)	0	0.00	0	0.00	0	0.00	8,469	0.00
PHOTOGRAPHIC-MACHINE OPER	0	0.00	0	0.00	0	0.00	4,483	0.00
PRINTING/MAIL TECHNICIAN I	0	0.00	0	0.00	0	0.00	4,973	0.00
PRINTING/MAIL TECHNICIAN II	0	0.00	0	0.00	0	0.00	2,650	0.00
PRINTING/MAIL TECHNICIAN IV	0	0.00	0	0.00	0	0.00	404	0.00
PRINTING/MAIL CUSTOMER SVC REP	0	0.00	0	0.00	0	0.00	421	0.00
STOREKEEPER I	0	0.00	0	0.00	0	0.00	917	0.00
SUPPLY MANAGER I	0	0.00	0	0.00	0	0.00	466	0.00
PROCUREMENT OFCR II	0	0.00	0	0.00	0	0.00	597	0.00
ACCOUNT CLERK II	0	0.00	0	0.00	0	0.00	5,224	0.00
AUDITOR II	0	0.00	0	0.00	0	0.00	641	0.00
AUDITOR I	0	0.00	0	0.00	0	0.00	1,093	0.00
SENIOR AUDITOR	0	0.00	0	0.00	0	0.00	773	0.00
ACCOUNTANT I	0	0.00	0	0.00	0	0.00	700	0.00
ACCOUNTANT II	0	0.00	0	0.00	0	0.00	1,661	0.00
ACCOUNTANT III	0	0.00	0	0.00	0	0.00	534	0.00
PERSONNEL OFCR I	0	0.00	0	0.00	0	0.00	384	0.00
HUMAN RELATIONS OFCR II	0	0.00	0	0.00	0	0.00	554	0.00
PERSONNEL ANAL I	0	0.00	0	0.00	0	0.00	914	0.00
PUBLIC INFORMATION COOR	0	0.00	0	0.00	0	0.00	582	0.00
TRAINING TECH I	0	0.00	0	0.00	0	0.00	1,686	0.00
TRAINING TECH III	0	0.00	0	0.00	0	0.00	903	0.00
EXECUTIVE I	0	0.00	0	0.00	0	0.00	468	0.00
EXECUTIVE II	0	0.00	0	0.00	0	0.00	441	0.00
MANAGEMENT ANALYSIS SPEC I	0	0.00	0	0.00	0	0.00	4,151	0.00
MANAGEMENT ANALYSIS SPEC II	0	0.00	0	0.00	0	0.00	2,573	0.00
PLANNER III	0	0.00	0	0.00	0	0.00	921	0.00
PERSONNEL CLERK	0	0.00	0	0.00	0	0.00	306	0.00

**DECISION ITEM DETAIL**

Budget Unit	FY 2015	FY 2015	FY 2016	FY 2016	FY 2017	FY 2017	FY 2017	FY 2017
Decision Item	ACTUAL	ACTUAL	BUDGET	BUDGET	DEPT REQ	DEPT REQ	GOV REC	GOV REC
Budget Object Class	DOLLAR	FTE	DOLLAR	FTE	DOLLAR	FTE	DOLLAR	FTE
<b>HIGHWAY COLLECTIONS</b>								
<b>Pay Plan - 0000012</b>								
LEGISLATIVE COORDINATOR	0	0.00	0	0.00	0	0.00	983	0.00
APPEALS REFEREE I	0	0.00	0	0.00	0	0.00	779	0.00
ADMINISTRATIVE ANAL I	0	0.00	0	0.00	0	0.00	4,650	0.00
ADMINISTRATIVE ANAL II	0	0.00	0	0.00	0	0.00	1,400	0.00
ADMINISTRATIVE ANAL III	0	0.00	0	0.00	0	0.00	2,354	0.00
INVESTIGATOR II	0	0.00	0	0.00	0	0.00	4,090	0.00
INVESTIGATOR III	0	0.00	0	0.00	0	0.00	2,377	0.00
LABOR SPV	0	0.00	0	0.00	0	0.00	353	0.00
MOTOR VEHICLE DRIVER	0	0.00	0	0.00	0	0.00	296	0.00
GRAPHIC ARTS SPEC II	0	0.00	0	0.00	0	0.00	791	0.00
TAX COLLECTION TECH I	0	0.00	0	0.00	0	0.00	3,104	0.00
TAX COLLECTION TECH III	0	0.00	0	0.00	0	0.00	580	0.00
REVENUE SECTION SUPV	0	0.00	0	0.00	0	0.00	15,326	0.00
TELEPHONE INFO OPERATOR I REV	0	0.00	0	0.00	0	0.00	2,912	0.00
TELEPHONE INFO OPERATOR II REV	0	0.00	0	0.00	0	0.00	3,446	0.00
REVENUE FIELD SERVICES COOR	0	0.00	0	0.00	0	0.00	11,130	0.00
REVENUE PROCESSING TECH I	0	0.00	0	0.00	0	0.00	32,289	0.00
REVENUE PROCESSING TECH II	0	0.00	0	0.00	0	0.00	85,092	0.00
REVENUE PROCESSING TECH III	0	0.00	0	0.00	0	0.00	7,705	0.00
FACILITIES OPERATIONS MGR B2	0	0.00	0	0.00	0	0.00	739	0.00
FISCAL & ADMINISTRATIVE MGR B1	0	0.00	0	0.00	0	0.00	1,757	0.00
FISCAL & ADMINISTRATIVE MGR B2	0	0.00	0	0.00	0	0.00	768	0.00
FISCAL & ADMINISTRATIVE MGR B3	0	0.00	0	0.00	0	0.00	905	0.00
HUMAN RESOURCES MGR B2	0	0.00	0	0.00	0	0.00	585	0.00
INVESTIGATION MGR B3	0	0.00	0	0.00	0	0.00	2,125	0.00
REVENUE MANAGER, BAND 1	0	0.00	0	0.00	0	0.00	11,785	0.00
REVENUE MANAGER, BAND 2	0	0.00	0	0.00	0	0.00	2,221	0.00
STATE DEPARTMENT DIRECTOR	0	0.00	0	0.00	0	0.00	1,598	0.00
DEPUTY STATE DEPT DIRECTOR	0	0.00	0	0.00	0	0.00	1,057	0.00
DESIGNATED PRINCIPAL ASST DEPT	0	0.00	0	0.00	0	0.00	718	0.00
DIVISION DIRECTOR	0	0.00	0	0.00	0	0.00	2,191	0.00
ASSOCIATE COUNSEL	0	0.00	0	0.00	0	0.00	1,200	0.00



**DECISION ITEM DETAIL**

Budget Unit	FY 2015	FY 2015	FY 2016	FY 2016	FY 2017	FY 2017	FY 2017	FY 2017
Decision Item	ACTUAL	ACTUAL	BUDGET	BUDGET	DEPT REQ	DEPT REQ	GOV REC	GOV REC
Budget Object Class	DOLLAR	FTE	DOLLAR	FTE	DOLLAR	FTE	DOLLAR	FTE
<b>HIGHWAY COLLECTIONS</b>								
<b>Pay Plan - 0000012</b>								
PARALEGAL	0	0.00	0	0.00	0	0.00	405	0.00
LEGAL COUNSEL	0	0.00	0	0.00	0	0.00	3,368	0.00
SENIOR COUNSEL	0	0.00	0	0.00	0	0.00	11,460	0.00
GENERAL COUNSEL - DIVISION	0	0.00	0	0.00	0	0.00	1,030	0.00
MANAGING COUNSEL	0	0.00	0	0.00	0	0.00	2,858	0.00
SPECIAL ASST OFFICIAL & ADMSTR	0	0.00	0	0.00	0	0.00	2,528	0.00
SPECIAL ASST PROFESSIONAL	0	0.00	0	0.00	0	0.00	593	0.00
SPECIAL ASST OFFICE & CLERICAL	0	0.00	0	0.00	0	0.00	2,050	0.00
<b>TOTAL - PS</b>	<b>0</b>	<b>0.00</b>	<b>0</b>	<b>0.00</b>	<b>0</b>	<b>0.00</b>	<b>288,171</b>	<b>0.00</b>
<b>GRAND TOTAL</b>	<b>\$0</b>	<b>0.00</b>	<b>\$0</b>	<b>0.00</b>	<b>\$0</b>	<b>0.00</b>	<b>\$288,171</b>	<b>0.00</b>
<b>GENERAL REVENUE</b>	<b>\$0</b>	<b>0.00</b>	<b>\$0</b>	<b>0.00</b>	<b>\$0</b>	<b>0.00</b>	<b>\$147,044</b>	<b>0.00</b>
<b>FEDERAL FUNDS</b>	<b>\$0</b>	<b>0.00</b>	<b>\$0</b>	<b>0.00</b>	<b>\$0</b>	<b>0.00</b>	<b>\$0</b>	<b>0.00</b>
<b>OTHER FUNDS</b>	<b>\$0</b>	<b>0.00</b>	<b>\$0</b>	<b>0.00</b>	<b>\$0</b>	<b>0.00</b>	<b>\$141,127</b>	<b>0.00</b>

**DECISION ITEM DETAIL**

Budget Unit	FY 2015	FY 2015	FY 2016	FY 2016	FY 2017	FY 2017	FY 2017	FY 2017
Decision Item	ACTUAL	ACTUAL	BUDGET	BUDGET	DEPT REQ	DEPT REQ	GOV REC	GOV REC
Budget Object Class	DOLLAR	FTE	DOLLAR	FTE	DOLLAR	FTE	DOLLAR	FTE
<b>HWY COLL MV/DL SYSTEM</b>								
<b>Pay Plan - 0000012</b>								
MANAGEMENT ANALYSIS SPEC II	0	0.00	0	0.00	0	0.00	900	0.00
REVENUE MANAGER, BAND 2	0	0.00	0	0.00	0	0.00	2,600	0.00
<b>TOTAL - PS</b>	<b>0</b>	<b>0.00</b>	<b>0</b>	<b>0.00</b>	<b>0</b>	<b>0.00</b>	<b>3,500</b>	<b>0.00</b>
<b>GRAND TOTAL</b>	<b>\$0</b>	<b>0.00</b>	<b>\$0</b>	<b>0.00</b>	<b>\$0</b>	<b>0.00</b>	<b>\$3,500</b>	<b>0.00</b>
<b>GENERAL REVENUE</b>	<b>\$0</b>	<b>0.00</b>	<b>\$0</b>	<b>0.00</b>	<b>\$0</b>	<b>0.00</b>	<b>\$3,500</b>	<b>0.00</b>
<b>FEDERAL FUNDS</b>	<b>\$0</b>	<b>0.00</b>	<b>\$0</b>	<b>0.00</b>	<b>\$0</b>	<b>0.00</b>	<b>\$0</b>	<b>0.00</b>
<b>OTHER FUNDS</b>	<b>\$0</b>	<b>0.00</b>	<b>\$0</b>	<b>0.00</b>	<b>\$0</b>	<b>0.00</b>	<b>\$0</b>	<b>0.00</b>

**DECISION ITEM DETAIL**

Budget Unit	FY 2015	FY 2015	FY 2016	FY 2016	FY 2017	FY 2017	FY 2017	FY 2017
Decision Item	ACTUAL	ACTUAL	BUDGET	BUDGET	DEPT REQ	DEPT REQ	GOV REC	GOV REC
Budget Object Class	DOLLAR	FTE	DOLLAR	FTE	DOLLAR	FTE	DOLLAR	FTE
<b>TAXATION DIVISION</b>								
<b>Pay Plan - 0000012</b>								
OFFICE SUPPORT ASST (CLERICAL)	0	0.00	0	0.00	0	0.00	915	0.00
SR OFC SUPPORT ASST (CLERICAL)	0	0.00	0	0.00	0	0.00	588	0.00
ADMIN OFFICE SUPPORT ASSISTANT	0	0.00	0	0.00	0	0.00	1,192	0.00
SR OFC SUPPORT ASST (STENO)	0	0.00	0	0.00	0	0.00	1,872	0.00
OFFICE SUPPORT ASST (KEYBRD)	0	0.00	0	0.00	0	0.00	4,509	0.00
SR OFC SUPPORT ASST (KEYBRD)	0	0.00	0	0.00	0	0.00	2,193	0.00
PHOTOGRAPHIC-MACHINE OPER	0	0.00	0	0.00	0	0.00	476	0.00
ACCOUNT CLERK II	0	0.00	0	0.00	0	0.00	6,127	0.00
EXECUTIVE II	0	0.00	0	0.00	0	0.00	1,488	0.00
MANAGEMENT ANALYSIS SPEC I	0	0.00	0	0.00	0	0.00	3,871	0.00
MANAGEMENT ANALYSIS SPEC II	0	0.00	0	0.00	0	0.00	839	0.00
LEGISLATIVE COORDINATOR	0	0.00	0	0.00	0	0.00	1,064	0.00
TAX COLLECTION TECH I	0	0.00	0	0.00	0	0.00	25,708	0.00
TAX COLLECTION TECH II	0	0.00	0	0.00	0	0.00	2,169	0.00
TAX COLLECTION TECH III	0	0.00	0	0.00	0	0.00	3,544	0.00
TAXPAYER SERVICES SUPV	0	0.00	0	0.00	0	0.00	2,949	0.00
TAXPAYER SERVICES OFFICE MGR	0	0.00	0	0.00	0	0.00	15	0.00
REVENUE SECTION SUPV	0	0.00	0	0.00	0	0.00	10,270	0.00
REVENUE PROCESSING TECH I	0	0.00	0	0.00	0	0.00	63,809	0.00
REVENUE PROCESSING TECH II	0	0.00	0	0.00	0	0.00	58,052	0.00
REVENUE PROCESSING TECH III	0	0.00	0	0.00	0	0.00	27,890	0.00
REVENUE PROCESSING TECH IV	0	0.00	0	0.00	0	0.00	4,866	0.00
TAX AUDIT REVIEW SPECIALIST	0	0.00	0	0.00	0	0.00	2,361	0.00
TAX AUDITOR I	0	0.00	0	0.00	0	0.00	24,659	0.00
TAX AUDITOR II	0	0.00	0	0.00	0	0.00	16,181	0.00
TAX AUDITOR III	0	0.00	0	0.00	0	0.00	35,220	0.00
TAX AUDIT SUPV	0	0.00	0	0.00	0	0.00	28,185	0.00
REVENUE MANAGER, BAND 1	0	0.00	0	0.00	0	0.00	7,351	0.00
REVENUE MANAGER, BAND 2	0	0.00	0	0.00	0	0.00	10,589	0.00
REVENUE MANAGER, BAND 3	0	0.00	0	0.00	0	0.00	3,049	0.00
DIVISION DIRECTOR	0	0.00	0	0.00	0	0.00	2,108	0.00
DESIGNATED PRINCIPAL ASST DIV	0	0.00	0	0.00	0	0.00	3,131	0.00

**DECISION ITEM DETAIL**

Budget Unit	FY 2015	FY 2015	FY 2016	FY 2016	FY 2017	FY 2017	FY 2017	FY 2017	FY 2017
Decision Item	ACTUAL	ACTUAL	BUDGET	BUDGET	DEPT REQ	DEPT REQ	GOV REC	GOV REC	GOV REC
Budget Object Class	DOLLAR	FTE	DOLLAR	FTE	DOLLAR	FTE	DOLLAR	FTE	FTE
<b>TAXATION DIVISION</b>									
<b>Pay Plan - 0000012</b>									
OUT-STATE AUDIT PERSONNEL	0	0.00	0	0.00	0	0.00	27,706		0.00
GENERAL COUNSEL - DIVISION	0	0.00	0	0.00	0	0.00	1,424		0.00
TAX SEASON ASST	0	0.00	0	0.00	0	0.00	8,900		0.00
DEPUTY GENERAL COUNSEL - DIV	0	0.00	0	0.00	0	0.00	1,102		0.00
SPECIAL ASST OFFICE & CLERICAL	0	0.00	0	0.00	0	0.00	1,724		0.00
OTHER	0	0.00	0	0.00	0	0.00	141		0.00
<b>TOTAL - PS</b>	<b>0</b>	<b>0.00</b>	<b>0</b>	<b>0.00</b>	<b>0</b>	<b>0.00</b>	<b>398,237</b>		<b>0.00</b>
<b>GRAND TOTAL</b>	<b>\$0</b>	<b>0.00</b>	<b>\$0</b>	<b>0.00</b>	<b>\$0</b>	<b>0.00</b>	<b>\$398,237</b>		<b>0.00</b>
<b>GENERAL REVENUE</b>	<b>\$0</b>	<b>0.00</b>	<b>\$0</b>	<b>0.00</b>	<b>\$0</b>	<b>0.00</b>	<b>\$384,643</b>		<b>0.00</b>
<b>FEDERAL FUNDS</b>	<b>\$0</b>	<b>0.00</b>	<b>\$0</b>	<b>0.00</b>	<b>\$0</b>	<b>0.00</b>	<b>\$0</b>		<b>0.00</b>
<b>OTHER FUNDS</b>	<b>\$0</b>	<b>0.00</b>	<b>\$0</b>	<b>0.00</b>	<b>\$0</b>	<b>0.00</b>	<b>\$13,594</b>		<b>0.00</b>

**DECISION ITEM DETAIL**

Budget Unit	FY 2015	FY 2015	FY 2016	FY 2016	FY 2017	FY 2017	FY 2017	FY 2017
Decision Item	ACTUAL	ACTUAL	BUDGET	BUDGET	DEPT REQ	DEPT REQ	GOV REC	GOV REC
Budget Object Class	DOLLAR	FTE	DOLLAR	FTE	DOLLAR	FTE	DOLLAR	FTE
<b>MOTOR VEH &amp; DRIVER LICENSING</b>								
<b>Pay Plan - 0000012</b>								
OFFICE SUPPORT ASST (KEYBRD)	0	0.00	0	0.00	0	0.00	1,823	0.00
INFORMATION TECHNOLOGIST IV	0	0.00	0	0.00	0	0.00	1,985	0.00
INFORMATION TECHNOLOGY SPEC I	0	0.00	0	0.00	0	0.00	746	0.00
MANAGEMENT ANALYSIS SPEC I	0	0.00	0	0.00	0	0.00	121	0.00
REVENUE SECTION SUPV	0	0.00	0	0.00	0	0.00	568	0.00
REVENUE PROCESSING TECH I	0	0.00	0	0.00	0	0.00	1,662	0.00
REVENUE PROCESSING TECH II	0	0.00	0	0.00	0	0.00	4,178	0.00
REVENUE MANAGER, BAND 1	0	0.00	0	0.00	0	0.00	338	0.00
SPECIAL ASST OFFICIAL & ADMSTR	0	0.00	0	0.00	0	0.00	43	0.00
<b>TOTAL - PS</b>	<b>0</b>	<b>0.00</b>	<b>0</b>	<b>0.00</b>	<b>0</b>	<b>0.00</b>	<b>11,464</b>	<b>0.00</b>
<b>GRAND TOTAL</b>	<b>\$0</b>	<b>0.00</b>	<b>\$0</b>	<b>0.00</b>	<b>\$0</b>	<b>0.00</b>	<b>\$11,464</b>	<b>0.00</b>
<b>GENERAL REVENUE</b>	<b>\$0</b>	<b>0.00</b>	<b>\$0</b>	<b>0.00</b>	<b>\$0</b>	<b>0.00</b>	<b>\$7,377</b>	<b>0.00</b>
<b>FEDERAL FUNDS</b>	<b>\$0</b>	<b>0.00</b>	<b>\$0</b>	<b>0.00</b>	<b>\$0</b>	<b>0.00</b>	<b>\$54</b>	<b>0.00</b>
<b>OTHER FUNDS</b>	<b>\$0</b>	<b>0.00</b>	<b>\$0</b>	<b>0.00</b>	<b>\$0</b>	<b>0.00</b>	<b>\$4,033</b>	<b>0.00</b>

**DECISION ITEM DETAIL**

Budget Unit	FY 2015	FY 2015	FY 2016	FY 2016	FY 2017	FY 2017	FY 2017	FY 2017
Decision Item	ACTUAL	ACTUAL	BUDGET	BUDGET	DEPT REQ	DEPT REQ	GOV REC	GOV REC
Budget Object Class	DOLLAR	FTE	DOLLAR	FTE	DOLLAR	FTE	DOLLAR	FTE
<b>LEGAL SERVICES</b>								
<b>Pay Plan - 0000012</b>								
ADMIN OFFICE SUPPORT ASSISTANT	0	0.00	0	0.00	0	0.00	1,353	0.00
SR OFC SUPPORT ASST (KEYBRD)	0	0.00	0	0.00	0	0.00	1,824	0.00
AUDITOR II	0	0.00	0	0.00	0	0.00	751	0.00
AUDITOR I	0	0.00	0	0.00	0	0.00	374	0.00
EXECUTIVE II	0	0.00	0	0.00	0	0.00	270	0.00
ADMINISTRATIVE ANAL I	0	0.00	0	0.00	0	0.00	394	0.00
INVESTIGATOR II	0	0.00	0	0.00	0	0.00	14,074	0.00
INVESTIGATOR III	0	0.00	0	0.00	0	0.00	2,686	0.00
REVENUE PROCESSING TECH III	0	0.00	0	0.00	0	0.00	2,990	0.00
INVESTIGATION MGR B1	0	0.00	0	0.00	0	0.00	1,128	0.00
INVESTIGATION MGR B3	0	0.00	0	0.00	0	0.00	586	0.00
DIVISION DIRECTOR	0	0.00	0	0.00	0	0.00	565	0.00
ASSOCIATE COUNSEL	0	0.00	0	0.00	0	0.00	3,611	0.00
PARALEGAL	0	0.00	0	0.00	0	0.00	1,483	0.00
LEGAL COUNSEL	0	0.00	0	0.00	0	0.00	6,100	0.00
SENIOR COUNSEL	0	0.00	0	0.00	0	0.00	1,125	0.00
MANAGING COUNSEL	0	0.00	0	0.00	0	0.00	3,091	0.00
APPELLATE COUNSEL	0	0.00	0	0.00	0	0.00	937	0.00
SPECIAL ASST PROFESSIONAL	0	0.00	0	0.00	0	0.00	417	0.00
SPECIAL ASST OFFICE & CLERICAL	0	0.00	0	0.00	0	0.00	333	0.00
<b>TOTAL - PS</b>	<b>0</b>	<b>0.00</b>	<b>0</b>	<b>0.00</b>	<b>0</b>	<b>0.00</b>	<b>44,092</b>	<b>0.00</b>
<b>GRAND TOTAL</b>	<b>\$0</b>	<b>0.00</b>	<b>\$0</b>	<b>0.00</b>	<b>\$0</b>	<b>0.00</b>	<b>\$44,092</b>	<b>0.00</b>
<b>GENERAL REVENUE</b>	<b>\$0</b>	<b>0.00</b>	<b>\$0</b>	<b>0.00</b>	<b>\$0</b>	<b>0.00</b>	<b>\$30,037</b>	<b>0.00</b>
<b>FEDERAL FUNDS</b>	<b>\$0</b>	<b>0.00</b>	<b>\$0</b>	<b>0.00</b>	<b>\$0</b>	<b>0.00</b>	<b>\$4,170</b>	<b>0.00</b>
<b>OTHER FUNDS</b>	<b>\$0</b>	<b>0.00</b>	<b>\$0</b>	<b>0.00</b>	<b>\$0</b>	<b>0.00</b>	<b>\$9,885</b>	<b>0.00</b>

**DECISION ITEM DETAIL**

Budget Unit	FY 2015	FY 2015	FY 2016	FY 2016	FY 2017	FY 2017	FY 2017	FY 2017
Decision Item	ACTUAL	ACTUAL	BUDGET	BUDGET	DEPT REQ	DEPT REQ	GOV REC	GOV REC
Budget Object Class	DOLLAR	FTE	DOLLAR	FTE	DOLLAR	FTE	DOLLAR	FTE
<b>ADMINISTRATION DIVISION</b>								
<b>Pay Plan - 0000012</b>								
ADMIN OFFICE SUPPORT ASSISTANT	0	0.00	0	0.00	0	0.00	1,455	0.00
PRINTING/MAIL TECHNICIAN I	0	0.00	0	0.00	0	0.00	3,132	0.00
PRINTING/MAIL TECHNICIAN II	0	0.00	0	0.00	0	0.00	1,912	0.00
PRINTING/MAIL TECHNICIAN IV	0	0.00	0	0.00	0	0.00	307	0.00
PRINTING/MAIL CUSTOMER SVC REP	0	0.00	0	0.00	0	0.00	433	0.00
STOREKEEPER I	0	0.00	0	0.00	0	0.00	231	0.00
SUPPLY MANAGER I	0	0.00	0	0.00	0	0.00	285	0.00
PROCUREMENT OFCR II	0	0.00	0	0.00	0	0.00	366	0.00
ACCOUNT CLERK II	0	0.00	0	0.00	0	0.00	1,610	0.00
ACCOUNTANT I	0	0.00	0	0.00	0	0.00	1,119	0.00
ACCOUNTANT II	0	0.00	0	0.00	0	0.00	602	0.00
ACCOUNTANT III	0	0.00	0	0.00	0	0.00	320	0.00
PERSONNEL OFCR I	0	0.00	0	0.00	0	0.00	568	0.00
HUMAN RELATIONS OFCR II	0	0.00	0	0.00	0	0.00	346	0.00
PERSONNEL ANAL I	0	0.00	0	0.00	0	0.00	468	0.00
PUBLIC INFORMATION COOR	0	0.00	0	0.00	0	0.00	357	0.00
TRAINING TECH I	0	0.00	0	0.00	0	0.00	463	0.00
EXECUTIVE I	0	0.00	0	0.00	0	0.00	287	0.00
MANAGEMENT ANALYSIS SPEC I	0	0.00	0	0.00	0	0.00	217	0.00
PERSONNEL CLERK	0	0.00	0	0.00	0	0.00	313	0.00
LABOR SPV	0	0.00	0	0.00	0	0.00	227	0.00
MOTOR VEHICLE DRIVER	0	0.00	0	0.00	0	0.00	753	0.00
REVENUE SECTION SUPV	0	0.00	0	0.00	0	0.00	724	0.00
REVENUE PROCESSING TECH III	0	0.00	0	0.00	0	0.00	429	0.00
FACILITIES OPERATIONS MGR B2	0	0.00	0	0.00	0	0.00	439	0.00
FISCAL & ADMINISTRATIVE MGR B1	0	0.00	0	0.00	0	0.00	1,316	0.00
FISCAL & ADMINISTRATIVE MGR B2	0	0.00	0	0.00	0	0.00	471	0.00
FISCAL & ADMINISTRATIVE MGR B3	0	0.00	0	0.00	0	0.00	555	0.00
HUMAN RESOURCES MGR B2	0	0.00	0	0.00	0	0.00	421	0.00
REVENUE MANAGER, BAND 1	0	0.00	0	0.00	0	0.00	478	0.00
STATE DEPARTMENT DIRECTOR	0	0.00	0	0.00	0	0.00	334	0.00
DEPUTY STATE DEPT DIRECTOR	0	0.00	0	0.00	0	0.00	634	0.00

**DECISION ITEM DETAIL**

Budget Unit	FY 2015	FY 2015	FY 2016	FY 2016	FY 2017	FY 2017	FY 2017	FY 2017
Decision Item	ACTUAL	ACTUAL	BUDGET	BUDGET	DEPT REQ	DEPT REQ	GOV REC	GOV REC
Budget Object Class	DOLLAR	FTE	DOLLAR	FTE	DOLLAR	FTE	DOLLAR	FTE
<b>ADMINISTRATION DIVISION</b>								
<b>Pay Plan - 0000012</b>								
DESIGNATED PRINCIPAL ASST DEPT	0	0.00	0	0.00	0	0.00	679	0.00
DIVISION DIRECTOR	0	0.00	0	0.00	0	0.00	623	0.00
SPECIAL ASST OFFICIAL & ADMSTR	0	0.00	0	0.00	0	0.00	821	0.00
SPECIAL ASST OFFICE & CLERICAL	0	0.00	0	0.00	0	0.00	328	0.00
<b>TOTAL - PS</b>	<b>0</b>	<b>0.00</b>	<b>0</b>	<b>0.00</b>	<b>0</b>	<b>0.00</b>	<b>24,023</b>	<b>0.00</b>
<b>GRAND TOTAL</b>	<b>\$0</b>	<b>0.00</b>	<b>\$0</b>	<b>0.00</b>	<b>\$0</b>	<b>0.00</b>	<b>\$24,023</b>	<b>0.00</b>
<b>GENERAL REVENUE</b>	<b>\$0</b>	<b>0.00</b>	<b>\$0</b>	<b>0.00</b>	<b>\$0</b>	<b>0.00</b>	<b>\$22,447</b>	<b>0.00</b>
<b>FEDERAL FUNDS</b>	<b>\$0</b>	<b>0.00</b>	<b>\$0</b>	<b>0.00</b>	<b>\$0</b>	<b>0.00</b>	<b>\$1,064</b>	<b>0.00</b>
<b>OTHER FUNDS</b>	<b>\$0</b>	<b>0.00</b>	<b>\$0</b>	<b>0.00</b>	<b>\$0</b>	<b>0.00</b>	<b>\$512</b>	<b>0.00</b>



# **HIGHWAY COLLECTIONS**

**DECISION ITEM SUMMARY**

Budget Unit	FY 2015	FY 2015	FY 2016	FY 2016	FY 2017	FY 2017	FY 2017	FY 2017
Decision Item	ACTUAL	ACTUAL	BUDGET	BUDGET	DEPT REQ	DEPT REQ	GOV REC	GOV REC
Budget Object Summary	DOLLAR	FTE	DOLLAR	FTE	DOLLAR	FTE	DOLLAR	FTE
Fund	DOLLAR	FTE	DOLLAR	FTE	DOLLAR	FTE	DOLLAR	FTE
<b>HIGHWAY COLLECTIONS</b>								
<b>CORE</b>								
<b>PERSONAL SERVICES</b>								
GENERAL REVENUE	7,020,988	205.04	7,352,424	221.80	7,352,424	221.80	7,352,424	221.80
STATE HWYS AND TRANS DEPT	6,749,007	227.56	7,080,610	220.99	7,056,330	220.99	7,056,330	220.99
TOTAL - PS	13,769,995	432.60	14,433,034	442.79	14,408,754	442.79	14,408,754	442.79
<b>EXPENSE &amp; EQUIPMENT</b>								
GENERAL REVENUE	3,144,722	0.00	3,248,483	0.00	3,248,483	0.00	3,248,483	0.00
STATE HWYS AND TRANS DEPT	6,229,389	0.00	6,509,647	0.00	6,473,669	0.00	6,473,669	0.00
TOTAL - EE	9,374,111	0.00	9,758,130	0.00	9,722,152	0.00	9,722,152	0.00
<b>TOTAL</b>	<b>23,144,106</b>	<b>432.60</b>	<b>24,191,164</b>	<b>442.79</b>	<b>24,130,906</b>	<b>442.79</b>	<b>24,130,906</b>	<b>442.79</b>
<b>Pay Plan - 0000012</b>								
<b>PERSONAL SERVICES</b>								
GENERAL REVENUE	0	0.00	0	0.00	0	0.00	147,044	0.00
STATE HWYS AND TRANS DEPT	0	0.00	0	0.00	0	0.00	141,127	0.00
TOTAL - PS	0	0.00	0	0.00	0	0.00	288,171	0.00
<b>TOTAL</b>	<b>0</b>	<b>0.00</b>	<b>0</b>	<b>0.00</b>	<b>0</b>	<b>0.00</b>	<b>288,171</b>	<b>0.00</b>
<b>POSTAGE RATE INCREASE - 1860004</b>								
<b>EXPENSE &amp; EQUIPMENT</b>								
GENERAL REVENUE	0	0.00	0	0.00	40,786	0.00	40,786	0.00
STATE HWYS AND TRANS DEPT	0	0.00	0	0.00	65,846	0.00	65,846	0.00
TOTAL - EE	0	0.00	0	0.00	106,632	0.00	106,632	0.00
<b>TOTAL</b>	<b>0</b>	<b>0.00</b>	<b>0</b>	<b>0.00</b>	<b>106,632</b>	<b>0.00</b>	<b>106,632</b>	<b>0.00</b>
<b>NMVTIS USER FEE INCREASE - 1860003</b>								
<b>EXPENSE &amp; EQUIPMENT</b>								
STATE HWYS AND TRANS DEPT	0	0.00	0	0.00	35,236	0.00	35,236	0.00
TOTAL - EE	0	0.00	0	0.00	35,236	0.00	35,236	0.00
<b>TOTAL</b>	<b>0</b>	<b>0.00</b>	<b>0</b>	<b>0.00</b>	<b>35,236</b>	<b>0.00</b>	<b>35,236</b>	<b>0.00</b>
<b>GRAND TOTAL</b>	<b>\$23,144,106</b>	<b>432.60</b>	<b>\$24,191,164</b>	<b>442.79</b>	<b>\$24,272,774</b>	<b>442.79</b>	<b>\$24,560,945</b>	<b>442.79</b>

1/20/16 10:17

im\_disummary

THIS PAGE INTENTIONALLY LEFT BLANK.

**CORE DECISION ITEM**

<b>Department of Revenue</b>	<b>Budget Unit</b>	<b>866110C</b>
<b>Divisions: Motor Vehicle and Driver Licensing, Taxation, Legal Services, Administration</b>		
<b>Core - Highway Collections</b>	<b>HB Section</b>	<b>4.005</b>

**1. CORE FINANCIAL SUMMARY**

	FY 2017 Budget Request					FY 2017 Governor's Recommendation			
	GR	Federal	Other	Total		GR	Federal	Other	Total
PS	7,352,424	0	7,056,330	14,408,754	PS	7,352,424	0	7,056,330	14,408,754
EE	3,248,483	0	6,473,669	9,722,152	EE	3,248,483	0	6,473,669	9,722,152
PSD	0	0	0	0	PSD	0	0	0	0
TRF	0	0	0	0	TRF	0	0	0	0
<b>Total</b>	<b>10,600,907</b>	<b>0</b>	<b>13,529,999</b>	<b>24,130,906</b>	<b>Total</b>	<b>10,600,907</b>	<b>0</b>	<b>13,529,999</b>	<b>24,130,906</b>
<b>FTE</b>	<b>221.80</b>	<b>0.00</b>	<b>220.99</b>	<b>442.79</b>	<b>FTE</b>	<b>221.80</b>	<b>0.00</b>	<b>220.99</b>	<b>442.79</b>

<b>Est. Fringe</b>	<b>4,204,502</b>	<b>0</b>	<b>4,115,590</b>	<b>8,320,093</b>
--------------------	------------------	----------	------------------	------------------

*Note: Fringes budgeted in House Bill 5 except for certain fringes budgeted directly to MoDOT, Highway Patrol, and Conservation.*

<b>Est. Fringe</b>	<b>4,204,502</b>	<b>0</b>	<b>4,115,590</b>	<b>8,320,093</b>
--------------------	------------------	----------	------------------	------------------

*Note: Fringes budgeted in House Bill 5 except for certain fringes budgeted directly to MoDOT, Highway Patrol, and Conservation.*

Other Funds: State Highways and Transportation Department Fund (0644)

Other Funds: State Highways and Transportation Department Fund (0644)

**2. CORE DESCRIPTION**

Constitutional Amendment 3, passed by a majority vote on the 2004 General Election ballot, limits the amount of highway funding the Department of Revenue may spend to the cost of collection up to but not exceeding 3 percent of the collection of a particular tax or fee collected per Article IV, Sections 29, 30(a), 30(b), and 30(c) of the Constitution of the State of Missouri.

The Highway Collections core is comprised of the highway funding the Department is appropriated pursuant to Constitutional Amendment 3 and the amount of General Revenue needed to fund the motor fuel tax, motor vehicle sales and use tax, and the motor vehicle and driver license issuance, renewal, and suspension responsibilities of the Department as set out in statute. Failure to fulfill these statutory obligations would have a negative impact on the collection of highway funding and diminish the safety of Missouri's highway system because motor vehicle and driver license suspension and revocation actions could be jeopardized.

**3. PROGRAM LISTING (list programs included in this core funding)**

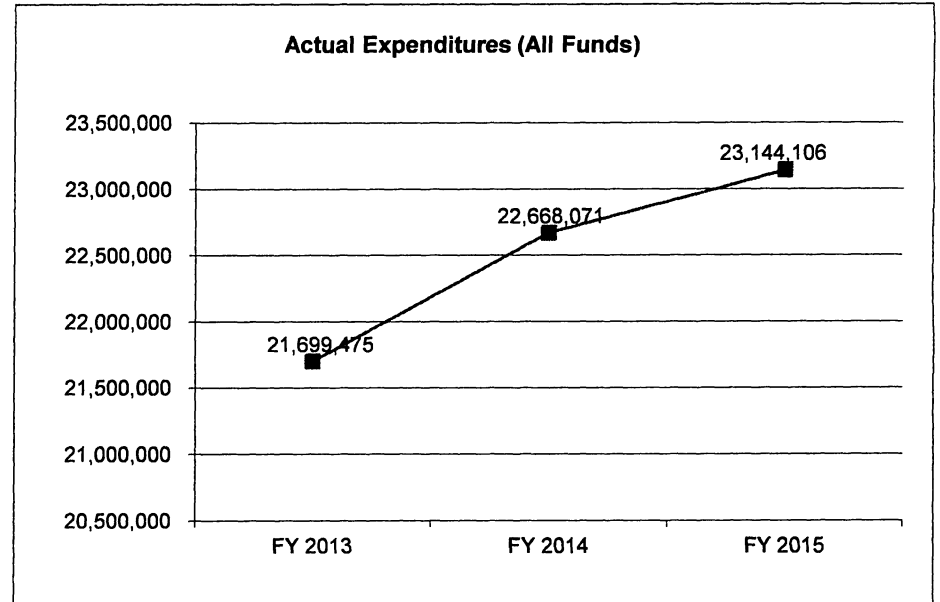
Fuel Tax Program	Motor Vehicle Registration Program
Driver License Program	Motor Vehicle Title Program

**CORE DECISION ITEM**

<b>Department of Revenue</b>	<b>Budget Unit</b>	<b>866110C</b>
<b>Divisions: Motor Vehicle and Driver Licensing, Taxation, Legal Services, Administration</b>		
<b>Core - Highway Collections</b>	<b>HB Section</b>	<b>4.005</b>

**4. FINANCIAL HISTORY**

	<b>FY 2013 Actual</b>	<b>FY 2014 Actual</b>	<b>FY 2015 Actual</b>	<b>FY 2016 Current Yr.</b>
Appropriation (All Funds)	23,348,350	23,710,985	24,230,291	24,191,164
Less Reverted (All Funds)	(516,696)	(400,959)	(727,876)	0
Less Restricted (All Funds)	0	0	0	0
Budget Authority (All Funds)	22,831,654	23,310,026	23,502,415	24,191,164
Actual Expenditures (All Funds)	21,699,475	22,668,071	23,144,106	0
Unexpended (All Funds)	1,132,179	641,955	358,309	24,191,164
Unexpended, by Fund:				
General Revenue	960,603	527,541	131,231	0
Federal	0	0	0	0
Other	171,576	114,414	227,078	0



Reverted includes the statutory three-percent reserve amount (when applicable).

Restricted includes any Governor's Expenditure Restrictions which remained at the end of the fiscal year (when applicable).

**NOTES:**

<u>Division Allocations Fiscal Year 2016</u>	<u>GR</u>	<u>HWY</u>
Administration	\$1,496,031	\$857,487
Motor Vehicle and Driver Licensing	\$5,839,131	\$8,118,389
Taxation	\$604,934	\$1,275,174
Legal Services	\$1,159,019	\$1,168,054
Postage	\$1,501,792	\$2,171,153

**CORE RECONCILIATION DETAIL**

**DEPARTMENT OF REVENUE  
HIGHWAY COLLECTIONS**

**5. CORE RECONCILIATION DETAIL**

			<b>Budget Class</b>	<b>FTE</b>	<b>GR</b>	<b>Federal</b>	<b>Other</b>	<b>Total</b>	<b>Explanation</b>
<b>TAFP AFTER VETOES</b>									
			PS	442.79	7,352,424	0	7,080,610	14,433,034	
			EE	0.00	3,248,483	0	6,509,647	9,758,130	
			<b>Total</b>	<b>442.79</b>	<b>10,600,907</b>	<b>0</b>	<b>13,590,257</b>	<b>24,191,164</b>	
<b>DEPARTMENT CORE ADJUSTMENTS</b>									
1x Expenditures	1179 1773		PS	0.00	0	0	(24,280)	(24,280)	Fiscal Year 2016 one time implement legislation.
1x Expenditures	1179 1774		EE	0.00	0	0	(35,978)	(35,978)	Fiscal Year 2016 one time implement legislation.
Core Reallocation	1154 1791		PS	0.00	0	0	0	0	Core reallocation.
Core Reallocation	1154 1768		PS	0.00	0	0	0	(0)	Core reallocation.
Core Reallocation	1178 1773		PS	9.00	0	0	225,588	225,588	Core reallocations.
Core Reallocation	1178 1760		PS	(5.00)	(139,404)	0	0	(139,404)	Core reallocations.
Core Reallocation	1178 1771		PS	(9.00)	0	0	(225,588)	(225,588)	Core reallocations.
Core Reallocation	1178 1768		PS	5.00	139,404	0	0	139,404	Core reallocations.
			<b>NET DEPARTMENT CHANGES</b>	<b>0.00</b>	<b>0</b>	<b>0</b>	<b>(60,258)</b>	<b>(60,258)</b>	
<b>DEPARTMENT CORE REQUEST</b>									
			PS	442.79	7,352,424	0	7,056,330	14,408,754	
			EE	0.00	3,248,483	0	6,473,669	9,722,152	
			<b>Total</b>	<b>442.79</b>	<b>10,600,907</b>	<b>0</b>	<b>13,529,999</b>	<b>24,130,906</b>	
<b>GOVERNOR'S RECOMMENDED CORE</b>									
			PS	442.79	7,352,424	0	7,056,330	14,408,754	

**CORE RECONCILIATION DETAIL**

---

**DEPARTMENT OF REVENUE**

**HIGHWAY COLLECTIONS**

---

**5. CORE RECONCILIATION DETAIL**

---

	<b>Budget Class</b>	<b>FTE</b>	<b>GR</b>	<b>Federal</b>	<b>Other</b>	<b>Total</b>	<b>Explanation</b>
<b>GOVERNOR'S RECOMMENDED CORE</b>							
	EE	0.00	3,248,483	0	6,473,669	9,722,152	
	<b>Total</b>	<b>442.79</b>	<b>10,600,907</b>	<b>0</b>	<b>13,529,999</b>	<b>24,130,906</b>	

**DECISION ITEM DETAIL**

Budget Unit	FY 2015	FY 2015	FY 2016	FY 2016	FY 2017	FY 2017	FY 2017	FY 2017
Decision Item	ACTUAL	ACTUAL	BUDGET	BUDGET	DEPT REQ	DEPT REQ	GOV REC	GOV REC
Budget Object Class	DOLLAR	FTE	DOLLAR	FTE	DOLLAR	FTE	DOLLAR	FTE
<b>HIGHWAY COLLECTIONS</b>								
<b>CORE</b>								
OFFICE SUPPORT ASST (CLERICAL)	72,162	3.00	73,549	3.00	73,549	3.00	73,549	3.00
SR OFC SUPPORT ASST (CLERICAL)	25,688	1.00	0	0.00	0	0.00	0	0.00
ADMIN OFFICE SUPPORT ASSISTANT	173,055	6.03	179,303	5.46	179,303	5.46	179,303	5.46
GENERAL OFFICE ASSISTANT	43,494	2.00	46,875	2.00	46,875	2.00	46,875	2.00
OFFICE SUPPORT ASST (KEYBRD)	98,439	4.04	134,502	5.68	134,502	5.68	134,502	5.68
SR OFC SUPPORT ASST (KEYBRD)	301,460	11.41	423,464	15.37	423,464	15.37	423,464	15.37
PHOTOGRAPHIC-MACHINE OPER	195,999	8.15	224,150	9.00	224,150	9.00	224,150	9.00
PRINTING/MAIL TECHNICIAN I	242,927	9.74	248,676	9.44	248,676	9.44	248,676	9.44
PRINTING/MAIL TECHNICIAN II	154,339	5.39	107,463	3.85	132,495	4.85	132,495	4.85
PRINTING/MAIL TECHNICIAN IV	22,066	0.63	20,229	0.62	20,229	0.62	20,229	0.62
PRINTING/MAIL CUSTOMER SVC REP	20,833	0.55	21,077	0.62	21,077	0.62	21,077	0.62
STOREKEEPER I	42,828	1.65	45,844	1.83	45,844	1.83	45,844	1.83
SUPPLY MANAGER I	23,750	0.64	23,274	0.62	23,274	0.62	23,274	0.62
PROCUREMENT OFCR II	24,446	0.55	29,856	0.62	29,856	0.62	29,856	0.62
ACCOUNT CLERK II	327,430	12.42	261,230	9.27	261,230	9.27	261,230	9.27
AUDITOR II	1,635	0.04	32,052	1.00	32,052	1.00	32,052	1.00
AUDITOR I	74,693	2.00	54,654	0.66	54,654	0.66	54,654	0.66
SENIOR AUDITOR	0	0.00	38,632	1.00	38,632	1.00	38,632	1.00
ACCOUNTANT I	54,678	1.77	35,027	0.91	35,027	0.91	35,027	0.91
ACCOUNTANT II	80,498	2.15	83,090	2.17	83,090	2.17	83,090	2.17
ACCOUNTANT III	19,897	0.49	26,693	0.62	26,693	0.62	26,693	0.62
PERSONNEL OFCR I	25,754	0.56	19,208	0.62	19,208	0.62	19,208	0.62
HUMAN RELATIONS OFCR II	25,726	0.62	27,705	0.60	27,705	0.60	27,705	0.60
PERSONNEL ANAL I	26,363	0.77	0	0.00	45,678	1.24	45,678	1.24
PERSONNEL ANAL II	20,402	0.54	54,938	1.24	0	0.00	0	0.00
PUBLIC INFORMATION COOR	34,338	0.73	29,103	0.62	29,103	0.62	29,103	0.62
TRAINING TECH I	94,824	2.63	84,326	2.60	84,326	2.60	84,326	2.60
TRAINING TECH III	43,174	0.96	45,170	1.00	45,170	1.00	45,170	1.00
EXECUTIVE I	466	0.01	23,384	0.62	23,384	0.62	23,384	0.62
EXECUTIVE II	21,856	0.62	22,050	0.62	22,050	0.62	22,050	0.62
MANAGEMENT ANALYSIS SPEC I	314,591	8.11	207,561	5.80	207,561	5.80	207,561	5.80
MANAGEMENT ANALYSIS SPEC II	72,872	1.67	128,643	3.00	128,643	3.00	128,643	3.00



**DECISION ITEM DETAIL**

Budget Unit	FY 2015	FY 2015	FY 2016	FY 2016	FY 2017	FY 2017	FY 2017	FY 2017
Decision Item	ACTUAL	ACTUAL	BUDGET	BUDGET	DEPT REQ	DEPT REQ	GOV REC	GOV REC
Budget Object Class	DOLLAR	FTE	DOLLAR	FTE	DOLLAR	FTE	DOLLAR	FTE
<b>HIGHWAY COLLECTIONS</b>								
<b>CORE</b>								
PLANNER III	45,821	1.00	46,061	1.00	46,061	1.00	46,061	1.00
PERSONNEL CLERK	17,529	0.56	15,318	0.40	15,318	0.40	15,318	0.40
LEGISLATIVE COORDINATOR	58,596	1.05	49,160	1.00	49,160	1.00	49,160	1.00
APPEALS REFEREE I	38,720	1.00	38,928	1.00	38,928	1.00	38,928	1.00
ADMINISTRATIVE ANAL I	211,382	6.96	232,509	7.20	232,509	7.20	232,509	7.20
ADMINISTRATIVE ANAL II	91,293	2.63	69,988	2.00	69,988	2.00	69,988	2.00
ADMINISTRATIVE ANAL III	95,236	2.37	117,688	3.00	117,688	3.00	117,688	3.00
INVESTIGATOR II	275,485	7.08	204,471	7.10	204,471	7.10	204,471	7.10
INVESTIGATOR III	53,136	1.05	118,853	2.00	118,853	2.00	118,853	2.00
LABOR SPV	19,907	0.66	17,642	0.62	17,642	0.62	17,642	0.62
MOTOR VEHICLE DRIVER	17,742	0.68	14,800	0.62	14,800	0.62	14,800	0.62
GRAPHIC ARTS SPEC II	37,347	1.00	39,534	1.00	39,534	1.00	39,534	1.00
TAX PROCESSING TECH IV	0	0.00	69,209	2.00	0	0.00	0	0.00
TAX COLLECTION TECH I	101,120	4.25	35,803	1.50	155,203	6.50	155,203	6.50
TAX COLLECTION TECH II	0	0.00	26,219	1.00	0	0.00	0	0.00
TAX COLLECTION TECH III	15,697	0.54	55,751	2.00	29,004	1.00	29,004	1.00
REVENUE SECTION SUPV	620,571	16.94	766,313	21.00	766,313	21.00	766,313	21.00
TELEPHONE INFO OPERATOR I REV	164,761	6.93	145,573	6.00	145,573	6.00	145,573	6.00
TELEPHONE INFO OPERATOR II REV	72,658	2.74	172,290	6.00	172,290	6.00	172,290	6.00
REVENUE FIELD SERVICES COOR	554,338	14.40	556,515	14.00	556,515	14.00	556,515	14.00
REVENUE PROCESSING TECH I	2,040,596	85.55	1,624,883	76.42	1,614,489	76.42	1,614,489	76.42
REVENUE PROCESSING TECH II	3,130,947	116.44	4,361,923	137.37	4,254,591	133.37	4,254,591	133.37
REVENUE PROCESSING TECH III	397,500	13.64	314,032	11.52	385,221	13.52	385,221	13.52
REVENUE PROCESSING TECH IV	11,552	0.35	0	0.00	0	0.00	0	0.00
FACILITIES OPERATIONS MGR B2	39,597	0.68	36,940	0.62	36,940	0.62	36,940	0.62
FISCAL & ADMINISTRATIVE MGR B1	93,738	1.69	87,840	1.62	87,840	1.62	87,840	1.62
FISCAL & ADMINISTRATIVE MGR B2	34,244	0.57	38,415	0.62	38,415	0.62	38,415	0.62
FISCAL & ADMINISTRATIVE MGR B3	54,634	0.77	45,284	0.62	45,284	0.62	45,284	0.62
HUMAN RESOURCES MGR B2	33,185	0.56	29,236	0.62	29,236	0.62	29,236	0.62
INVESTIGATION MGR B1	2,350	0.04	0	0.00	0	0.00	0	0.00
INVESTIGATION MGR B3	49,562	0.72	106,258	1.50	106,258	1.50	106,258	1.50
REVENUE MANAGER, BAND 1	593,225	11.67	589,242	10.87	589,242	10.87	589,242	10.87

**DECISION ITEM DETAIL**

Budget Unit	FY 2015	FY 2015	FY 2016	FY 2016	FY 2017	FY 2017	FY 2017	FY 2017
Decision Item	ACTUAL	ACTUAL	BUDGET	BUDGET	DEPT REQ	DEPT REQ	GOV REC	GOV REC
Budget Object Class	DOLLAR	FTE	DOLLAR	FTE	DOLLAR	FTE	DOLLAR	FTE
<b>HIGHWAY COLLECTIONS</b>								
<b>CORE</b>								
REVENUE MANAGER, BAND 2	265,609	4.00	111,071	3.00	111,071	3.00	111,071	3.00
REVENUE MANAGER, BAND 3	53,954	0.76	0	0.00	0	0.00	0	0.00
STATE DEPARTMENT DIRECTOR	60,090	0.51	70,627	0.60	79,887	0.60	79,887	0.60
DEPUTY STATE DEPT DIRECTOR	29,577	0.26	52,856	0.60	52,856	0.60	52,856	0.60
DESIGNATED PRINCIPAL ASST DEPT	45,416	0.68	35,858	0.35	35,858	0.35	35,858	0.35
DIVISION DIRECTOR	201,799	2.36	109,531	1.29	109,531	1.29	109,531	1.29
DESIGNATED PRINCIPAL ASST DIV	87,528	1.86	0	0.00	0	0.00	0	0.00
ASSOCIATE COUNSEL	130,848	2.77	60,001	2.20	60,001	2.20	60,001	2.20
PARALEGAL	21,186	0.62	20,271	0.62	20,271	0.62	20,271	0.62
LEGAL COUNSEL	256,274	5.82	168,381	4.63	168,381	4.63	168,381	4.63
SENIOR COUNSEL	488,148	8.64	573,027	8.16	573,027	8.16	573,027	8.16
CLERK	3,761	0.22	0	0.00	0	0.00	0	0.00
GENERAL COUNSEL - DIVISION	44,230	0.91	51,511	1.00	51,511	1.00	51,511	1.00
MANAGING COUNSEL	132,158	1.96	142,912	2.00	142,912	2.00	142,912	2.00
MISCELLANEOUS TECHNICAL	2,294	0.08	0	0.00	0	0.00	0	0.00
SPECIAL ASST OFFICIAL & ADMSTR	97,838	1.81	126,390	2.20	126,390	2.82	126,390	2.82
SPECIAL ASST PROFESSIONAL	87,038	1.46	29,682	0.60	29,682	0.60	29,682	0.60
SPECIAL ASST OFFICE & CLERICAL	109,095	2.49	102,510	2.86	102,510	2.24	102,510	2.24
<b>TOTAL - PS</b>	<b>13,769,995</b>	<b>432.60</b>	<b>14,433,034</b>	<b>442.79</b>	<b>14,408,754</b>	<b>442.79</b>	<b>14,408,754</b>	<b>442.79</b>
TRAVEL, IN-STATE	15,632	0.00	18,258	0.00	18,258	0.00	18,258	0.00
TRAVEL, OUT-OF-STATE	7,410	0.00	21,475	0.00	21,475	0.00	21,475	0.00
FUEL & UTILITIES	0	0.00	1	0.00	1	0.00	1	0.00
SUPPLIES	7,623,688	0.00	7,524,816	0.00	7,623,795	0.00	7,623,795	0.00
PROFESSIONAL DEVELOPMENT	38,404	0.00	39,619	0.00	39,619	0.00	39,619	0.00
COMMUNICATION SERV & SUPP	344,166	0.00	67,771	0.00	67,771	0.00	67,771	0.00
PROFESSIONAL SERVICES	617,657	0.00	1,833,918	0.00	1,797,940	0.00	1,797,940	0.00
M&R SERVICES	107,827	0.00	214,884	0.00	115,905	0.00	115,905	0.00
COMPUTER EQUIPMENT	51,524	0.00	0	0.00	0	0.00	0	0.00
MOTORIZED EQUIPMENT	135,625	0.00	52	0.00	52	0.00	52	0.00
OFFICE EQUIPMENT	205,234	0.00	7,076	0.00	7,076	0.00	7,076	0.00
OTHER EQUIPMENT	226,155	0.00	18,002	0.00	18,002	0.00	18,002	0.00
PROPERTY & IMPROVEMENTS	0	0.00	2	0.00	2	0.00	2	0.00

**DECISION ITEM DETAIL**

Budget Unit	FY 2015	FY 2015	FY 2016	FY 2016	FY 2017	FY 2017	FY 2017	FY 2017
Decision Item	ACTUAL	ACTUAL	BUDGET	BUDGET	DEPT REQ	DEPT REQ	GOV REC	GOV REC
Budget Object Class	DOLLAR	FTE	DOLLAR	FTE	DOLLAR	FTE	DOLLAR	FTE
<b>HIGHWAY COLLECTIONS</b>								
<b>CORE</b>								
BUILDING LEASE PAYMENTS	0	0.00	1,002	0.00	1,002	0.00	1,002	0.00
EQUIPMENT RENTALS & LEASES	0	0.00	10,601	0.00	10,601	0.00	10,601	0.00
MISCELLANEOUS EXPENSES	789	0.00	652	0.00	652	0.00	652	0.00
REBILLABLE EXPENSES	0	0.00	1	0.00	1	0.00	1	0.00
<b>TOTAL - EE</b>	<b>9,374,111</b>	<b>0.00</b>	<b>9,758,130</b>	<b>0.00</b>	<b>9,722,152</b>	<b>0.00</b>	<b>9,722,152</b>	<b>0.00</b>
<b>GRAND TOTAL</b>	<b>\$23,144,106</b>	<b>432.60</b>	<b>\$24,191,164</b>	<b>442.79</b>	<b>\$24,130,906</b>	<b>442.79</b>	<b>\$24,130,906</b>	<b>442.79</b>
<b>GENERAL REVENUE</b>	<b>\$10,165,710</b>	<b>205.04</b>	<b>\$10,600,907</b>	<b>221.80</b>	<b>\$10,600,907</b>	<b>221.80</b>	<b>\$10,600,907</b>	<b>221.80</b>
<b>FEDERAL FUNDS</b>	<b>\$0</b>	<b>0.00</b>	<b>\$0</b>	<b>0.00</b>	<b>\$0</b>	<b>0.00</b>	<b>\$0</b>	<b>0.00</b>
<b>OTHER FUNDS</b>	<b>\$12,978,396</b>	<b>227.56</b>	<b>\$13,590,257</b>	<b>220.99</b>	<b>\$13,529,999</b>	<b>220.99</b>	<b>\$13,529,999</b>	<b>220.99</b>

**DECISION ITEM SUMMARY**

Budget Unit	FY 2015	FY 2015	FY 2016	FY 2016	FY 2017	FY 2017	FY 2017	FY 2017
Decision Item	ACTUAL	ACTUAL	BUDGET	BUDGET	DEPT REQ	DEPT REQ	GOV REC	GOV REC
Budget Object Summary	DOLLAR	FTE	DOLLAR	FTE	DOLLAR	FTE	DOLLAR	FTE
Fund	DOLLAR	FTE	DOLLAR	FTE	DOLLAR	FTE	DOLLAR	FTE
<b>HWY COLL MV/DL SYSTEM</b>								
<b>CORE</b>								
PERSONAL SERVICES								
GENERAL REVENUE	0	0.00	175,000	3.00	175,000	3.00	175,000	3.00
TOTAL - PS	0	0.00	175,000	3.00	175,000	3.00	175,000	3.00
EXPENSE & EQUIPMENT								
GENERAL REVENUE	0	0.00	25,000	0.00	25,000	0.00	25,000	0.00
TOTAL - EE	0	0.00	25,000	0.00	25,000	0.00	25,000	0.00
<b>TOTAL</b>	<b>0</b>	<b>0.00</b>	<b>200,000</b>	<b>3.00</b>	<b>200,000</b>	<b>3.00</b>	<b>200,000</b>	<b>3.00</b>
<b>Pay Plan - 0000012</b>								
PERSONAL SERVICES								
GENERAL REVENUE	0	0.00	0	0.00	0	0.00	3,500	0.00
TOTAL - PS	0	0.00	0	0.00	0	0.00	3,500	0.00
<b>TOTAL</b>	<b>0</b>	<b>0.00</b>	<b>0</b>	<b>0.00</b>	<b>0</b>	<b>0.00</b>	<b>3,500</b>	<b>0.00</b>
<b>GRAND TOTAL</b>	<b>\$0</b>	<b>0.00</b>	<b>\$200,000</b>	<b>3.00</b>	<b>\$200,000</b>	<b>3.00</b>	<b>\$203,500</b>	<b>3.00</b>

THIS PAGE INTENTIONALLY LEFT BLANK.

**CORE DECISION ITEM**

<b>Department of Revenue</b>	<b>Budget Unit</b>	<b>86104C</b>
<b>Motor Vehicle and Driver Licensing Division</b>	<b>HB Section</b>	<b>4.005</b>
<b>Core - MVDL System</b>		

**1. CORE FINANCIAL SUMMARY**

	FY 2017 Budget Request					FY 2017 Governor's Recommendation			
	GR	Federal	Other	Total		GR	Federal	Other	Total
PS	175,000	0	0	175,000	PS	175,000	0	0	175,000
EE	25,000	0	0	25,000	EE	25,000	0	0	25,000
PSD	0	0	0	0	PSD	0	0	0	0
TRF	0	0	0	0	TRF	0	0	0	0
<b>Total</b>	<b>200,000</b>	<b>0</b>	<b>0</b>	<b>200,000</b>	<b>Total</b>	<b>200,000</b>	<b>0</b>	<b>0</b>	<b>200,000</b>
FTE	3.00	0.00	0.00	3.00	FTE	3.00	0.00	0.00	3.00
<b>Est. Fringe</b>	<b>77,510</b>	<b>0</b>	<b>0</b>	<b>77,510</b>	<b>Est. Fringe</b>	<b>77,510</b>	<b>0</b>	<b>0</b>	<b>77,510</b>
<i>Note: Fringes budgeted in House Bill 5 except for certain fringes budgeted directly to MoDOT, Highway Patrol, and Conservation.</i>					<i>Note: Fringes budgeted in House Bill 5 except for certain fringes budgeted directly to MoDOT, Highway Patrol, and Conservation.</i>				

Other Funds:

Other Funds:

**2. CORE DESCRIPTION**

The Department currently uses approximately 50 disparate motor vehicle and driver licensing systems that includes a mixture of mainframe, PC software, and distributed web applications to support the Motor Vehicle and Driver Licensing (MVDL) Division. The current legacy systems have been in operation for many years and were developed uniquely for each function. The systems are becoming increasingly difficult and expensive to use and maintain. Mainframe costs will continue to increase as other state agencies transition from the mainframe to newer technology. The various systems were built using a silo approach, making communication between systems very limited. Limited ability to expend data collection makes it difficult to support safety initiatives for quick identification of vehicles such as amber alerts, etc. With such systems, the Department is limited in leveraging newer technology to realize processing efficiencies and deliver quality service to its customers. Moreover, the existing systems will be difficult if not impossible to modify to accommodate new mandates that might arise from the state legislature or the federal government.

Newer, more nimble, and robust technologies are available which may significantly improve the Department's ability to issue titles and register motor vehicles, trailers, all-terrain vehicles, manufactured homes (title only), and marine craft, issue driver license and nondriver identification cards, suspend and revoke driver licenses when applicable, track and account for revenue collected for motor vehicle and driver license transactions, and better serve Missouri citizens.

**CORE DECISION ITEM**

<b>Department of Revenue</b>	<b>Budget Unit</b> <u>86104C</u>
<b>Motor Vehicle and Driver Licensing Division</b>	
<b>Core - MVDL System</b>	<b>HB Section</b> <u>4.005</u>

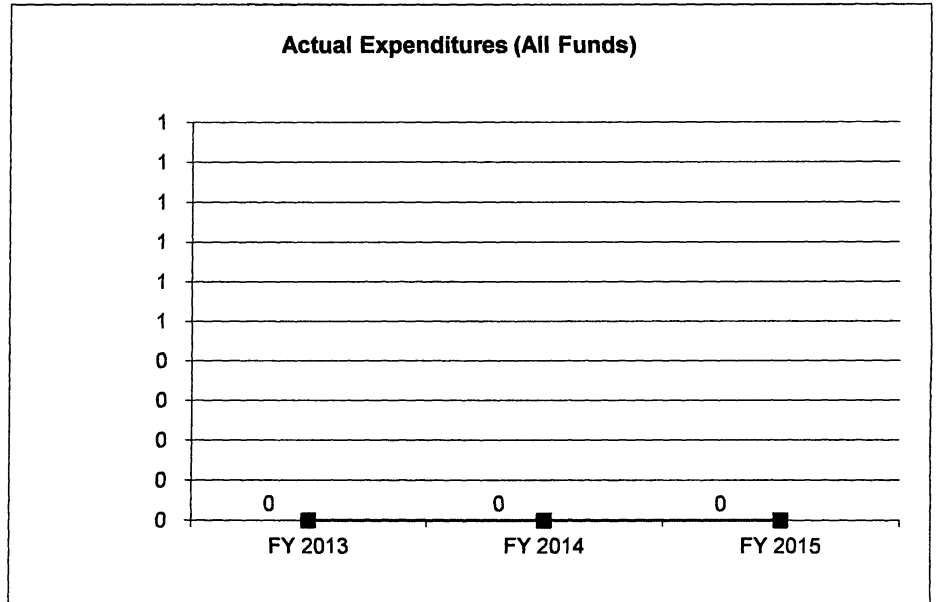
The Department's overall objective is to update or replace existing systems with an integrated customer-centric MVDL system. The benefits the Department expects to realize with an integrated system: reduce operational and maintenance costs; provide ways to identify and collect delinquent taxes; expand online services (including a DMV portal for public access); an integration that allows access to both driver and motor vehicle data when viewing a customer's record to improve the customer's experience; quicker and easier implementation of law changes; and more reliable data, with better analytical capabilities.

**3. PROGRAM LISTING (list programs included in this core funding)**

Driver License Program	Motor Vehicle Title Program
Motor Vehicle Registration Program	Motor Vehicle Dealer Registration Program

**4. FINANCIAL HISTORY**

	<b>FY 2013 Actual</b>	<b>FY 2014 Actual</b>	<b>FY 2015 Actual</b>	<b>FY 2016 Current Yr.</b>
Appropriation (All Funds)	0	0	0	200,000
Less Reverted (All Funds)	0	0	0	0
Less Restricted (All Funds)	0	0	0	0
Budget Authority (All Funds)	0	0	0	200,000
Actual Expenditures (All Funds)	0	0	0	0
Unexpended (All Funds)	0	0	0	200,000
Unexpended, by Fund:				
General Revenue	0	0	0	0
Federal	0	0	0	0
Other	0	0	0	0



Reverted includes the statutory three-percent reserve amount (when applicable).

Restricted includes any Governor's Expenditure Restrictions which remained at the end of the fiscal year (when applicable).

**NOTES:**

**CORE RECONCILIATION DETAIL**

**DEPARTMENT OF REVENUE**  
**HWY COLL MV/DL SYSTEM**

**5. CORE RECONCILIATION DETAIL**

	<b>Budget Class</b>	<b>FTE</b>	<b>GR</b>	<b>Federal</b>	<b>Other</b>	<b>Total</b>	<b>Explanation</b>
<b>TAFP AFTER VETOES</b>							
	PS	3.00	175,000	0	0	175,000	
	EE	0.00	25,000	0	0	25,000	
	<b>Total</b>	<b>3.00</b>	<b>200,000</b>	<b>0</b>	<b>0</b>	<b>200,000</b>	
<b>DEPARTMENT CORE REQUEST</b>							
	PS	3.00	175,000	0	0	175,000	
	EE	0.00	25,000	0	0	25,000	
	<b>Total</b>	<b>3.00</b>	<b>200,000</b>	<b>0</b>	<b>0</b>	<b>200,000</b>	
<b>GOVERNOR'S RECOMMENDED CORE</b>							
	PS	3.00	175,000	0	0	175,000	
	EE	0.00	25,000	0	0	25,000	
	<b>Total</b>	<b>3.00</b>	<b>200,000</b>	<b>0</b>	<b>0</b>	<b>200,000</b>	



**DECISION ITEM DETAIL**

Budget Unit	FY 2015	FY 2015	FY 2016	FY 2016	FY 2017	FY 2017	FY 2017	FY 2017
Decision Item	ACTUAL	ACTUAL	BUDGET	BUDGET	DEPT REQ	DEPT REQ	GOV REC	GOV REC
Budget Object Class	DOLLAR	FTE	DOLLAR	FTE	DOLLAR	FTE	DOLLAR	FTE
<b>HWY COLL MV/DL SYSTEM</b>								
<b>CORE</b>								
MANAGEMENT ANALYSIS SPEC II	0	0.00	45,000	1.00	45,000	1.00	45,000	1.00
REVENUE MANAGER, BAND 2	0	0.00	0	0.00	130,000	2.00	130,000	2.00
REVENUE MANAGER, BAND 3	0	0.00	130,000	2.00	0	0.00	0	0.00
TOTAL - PS	0	0.00	175,000	3.00	175,000	3.00	175,000	3.00
PROFESSIONAL SERVICES	0	0.00	25,000	0.00	25,000	0.00	25,000	0.00
TOTAL - EE	0	0.00	25,000	0.00	25,000	0.00	25,000	0.00
<b>GRAND TOTAL</b>	<b>\$0</b>	<b>0.00</b>	<b>\$200,000</b>	<b>3.00</b>	<b>\$200,000</b>	<b>3.00</b>	<b>\$200,000</b>	<b>3.00</b>
GENERAL REVENUE	\$0	0.00	\$200,000	3.00	\$200,000	3.00	\$200,000	3.00
FEDERAL FUNDS	\$0	0.00	\$0	0.00	\$0	0.00	\$0	0.00
OTHER FUNDS	\$0	0.00	\$0	0.00	\$0	0.00	\$0	0.00

**PROGRAM DESCRIPTION**

<b>Department of Revenue</b>					<b>HB Section(s):</b> _____
<b>Program Name - Fuel Tax</b>					
<b>Program is found in the following core budget(s): Taxation Division, Administration Division, Legal Services Division, Postage</b>					
	<b>Taxation</b>	<b>Admin</b>	<b>Legal</b>	<b>Postage</b>	<b>Total</b>
<b>GR</b>					
<b>FEDERAL</b>			<b>41,955</b>		<b>41,955</b>
<b>OTHER</b>	<b>235,160</b>	<b>64,513</b>	<b>-</b>	<b>5,644</b>	<b>305,317</b>
<b>TOTAL</b>	<b>235,160</b>	<b>64,513</b>	<b>41,955</b>	<b>5,644</b>	<b>347,272</b>

**1. What does this program do?**

The Fuel Tax Program collects and administers the tax on the sale of motor fuel (gasoline, diesel, and blends) paid by fuel suppliers and distributors and passed on to the final consumer. The tax rate, authorized by Section 142.803, RSMo, is 17 cents per gallon. The business tax area provides technical support, maintains account information, and assists taxpayers with account resolution and delinquent collections.

**2. What is the authorization for this program, i.e., federal or state statute, etc.? (Include the federal program number, if applicable.)**

Chapter 142, RSMo.

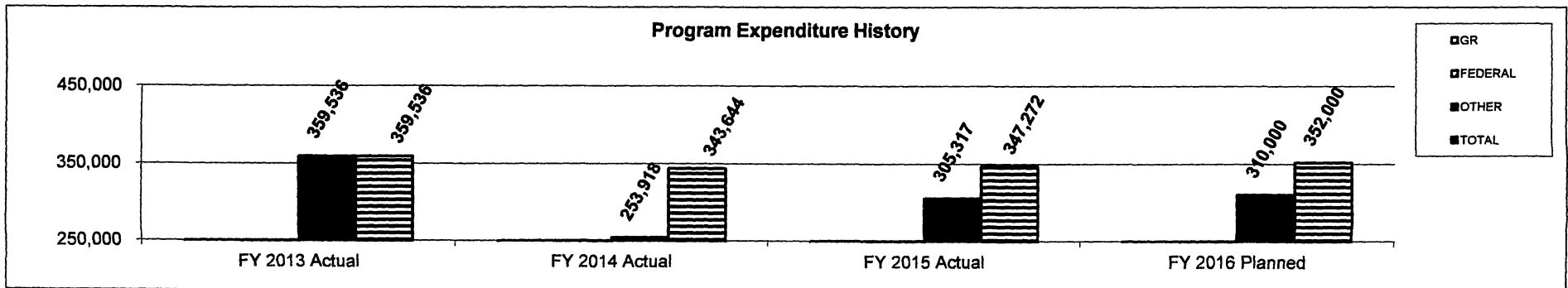
**3. Are there federal matching requirements? If yes, please explain.**

No

**4. Is this a federally mandated program? If yes, please explain.**

No

**5. Provide actual expenditures for the prior three fiscal years and planned expenditures for the current fiscal year.**



**PROGRAM DESCRIPTION**

<b>Department of Revenue</b>	<b>HB Section(s):</b> _____															
<b>Program Name - Fuel Tax</b>																
<b>Program is found in the following core budget(s): Taxation Division, Administration Division, Legal Services Division, Postage</b>																
<b>6. What are the sources of the "Other " funds?</b>																
State Highways and Transportation Department Fund (0644)																
Footnote - The FY 2013, FY 2014 and FY 2015 Actual and FY 2016 Planned expenditures do not include information technology costs that were consolidated in the Office of Administration in FY 2007.																
<b>7a. Provide an effectiveness measure.</b>																
Revenue generated (millions) (before refunds)																
	<table border="0" style="width:100%;"> <tr> <td align="center">FY 2013</td> <td align="center">FY 2014</td> <td align="center">FY 2015</td> </tr> <tr> <td align="center"><u>Actual</u></td> <td align="center"><u>Actual</u></td> <td align="center"><u>Actual</u></td> </tr> <tr> <td align="center">\$708.2</td> <td align="center">\$704.9</td> <td align="center">\$704.8</td> </tr> </table>	FY 2013	FY 2014	FY 2015	<u>Actual</u>	<u>Actual</u>	<u>Actual</u>	\$708.2	\$704.9	\$704.8						
FY 2013	FY 2014	FY 2015														
<u>Actual</u>	<u>Actual</u>	<u>Actual</u>														
\$708.2	\$704.9	\$704.8														
<b>7b. Provide an efficiency measure.</b>																
Number of days from receipt to deposit																
	<table border="0" style="width:100%;"> <tr> <td align="center">FY 2013</td> <td align="center">FY 2014</td> <td align="center">FY 2015</td> </tr> <tr> <td align="center"><u>Actual</u></td> <td align="center"><u>Actual</u></td> <td align="center"><u>Actual</u></td> </tr> <tr> <td align="center">1.0</td> <td align="center">1.0</td> <td align="center">1.0</td> </tr> </table>	FY 2013	FY 2014	FY 2015	<u>Actual</u>	<u>Actual</u>	<u>Actual</u>	1.0	1.0	1.0						
FY 2013	FY 2014	FY 2015														
<u>Actual</u>	<u>Actual</u>	<u>Actual</u>														
1.0	1.0	1.0														
<b>7c. Provide the number of clients/individuals served, if applicable.</b>																
Number of returns filed																
	<table border="0" style="width:100%;"> <tr> <td align="center">FY 2013</td> <td align="center">FY 2014</td> <td align="center">FY 2015</td> </tr> <tr> <td align="center"><u>Actual</u></td> <td align="center"><u>Actual</u></td> <td align="center"><u>Actual</u></td> </tr> <tr> <td>Paper</td> <td align="center">7,043</td> <td align="center">7,044</td> </tr> <tr> <td>EDI</td> <td align="center">1,667</td> <td align="center">1,702</td> </tr> <tr> <td><b>Total</b></td> <td align="center"><b>8,710</b></td> <td align="center"><b>8,746</b></td> </tr> </table>	FY 2013	FY 2014	FY 2015	<u>Actual</u>	<u>Actual</u>	<u>Actual</u>	Paper	7,043	7,044	EDI	1,667	1,702	<b>Total</b>	<b>8,710</b>	<b>8,746</b>
FY 2013	FY 2014	FY 2015														
<u>Actual</u>	<u>Actual</u>	<u>Actual</u>														
Paper	7,043	7,044														
EDI	1,667	1,702														
<b>Total</b>	<b>8,710</b>	<b>8,746</b>														
<b>7d. Provide a customer satisfaction measure, if available.</b>																
N/A																

**PROGRAM DESCRIPTION**

Department of Revenue HB Section(s): \_\_\_\_\_

Program Name - Driver License

Program is found in the following core budget(s): Motor Vehicle and Driver License Division, Taxation Division, Administration Division, Legal Services Division, Postage

	MV/DL	Taxation	Admin	Legal	Postage	Total
GR	2,522,734	0	40,304	216,827	89,714	2,869,579
Federal	0	0	0	76,889	0	76,889
Other	1,528,432	0	295,565	1,590,061	657,900	4,071,958
<b>Total</b>	<b>4,051,166</b>	<b>0</b>	<b>335,869</b>	<b>1,883,777</b>	<b>747,614</b>	<b>7,018,426</b>

**1. What does this program do?**

The Driver License program collects fees and taxes and enforces state laws for the following activities: 1) issuing commercial and non-commercial driver licenses, nondriver licenses, and permits; 2) suspending, revoking, and disqualifying driver licenses; and 3) processing and maintaining records related to traffic violation point assessments, the administrative driving while intoxicated (DWI) and abuse-and-lose laws for alcohol and drug offenses, failure to appear in court for traffic violations, the safety responsibility (mandatory insurance) laws for uninsured motorists, and a variety of court-ordered driver license suspensions.

**2. What is the authorization for this program, i.e., federal or state statute, etc.? (Include the federal program number, if applicable.)**

Missouri Revised Statutes Chapters 302 and 303; Section 211.031; Section 304.070; Section 304.351; Section 311.325; Sections 454.1000 - 454.1018; Sections 544.045 - 544.046; Section 577.041; Sections 577.500 - 577.510; and Sections 577.600 - 577.614.

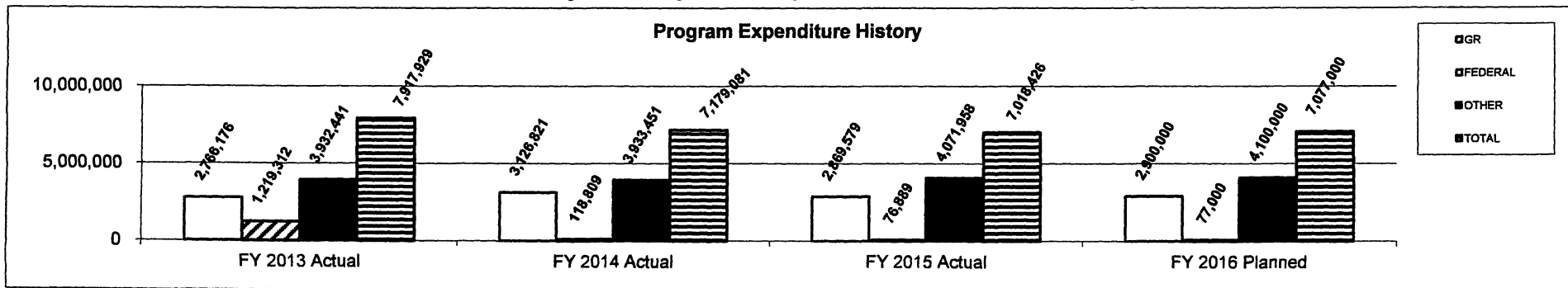
**3. Are there federal matching requirements? If yes, please explain.**

No

**4. Is this a federally mandated program? If yes, please explain.**

No

**5. Provide actual expenditures for the prior three fiscal years and planned expenditures for the current fiscal year.**



**PROGRAM DESCRIPTION**

**Department of Revenue** **HB Section(s):** \_\_\_\_\_

**Program Name - Driver License**

**Program is found in the following core budget(s): Motor Vehicle and Driver License Division, Taxation Division, Administration Division, Legal Services Division, Postage**

**6. What are the sources of the "Other " funds?**

State Highways and Transportation Department Fund (0644)

Footnote - The FY 2013, FY 2014 and FY 2015 Actual and FY 2016 Planned expenditures do not include information technology costs that were consolidated in the Office of Administration in FY 2007.

**7a. Provide an effectiveness measure.**

Revenue generated (in millions)

	FY 2013	FY 2014	FY 2015
	Actual	Actual	Actual
Issuance	\$16.3	\$16.0	\$18.4
Reinstatement	\$2.6	\$2.6	\$2.6

**7b. Provide an efficiency measure.**

N/A

**7c. Provide the number of clients/individuals served, if applicable.**

Number of licenses produced

	FY 2013	FY 2014	FY 2015
	Actual	Actual	Actual
Initial	343,242	355,375	366,779
Renewal	711,287	657,488	818,092
Non-driver	270,098	183,631	189,486
Duplicate	232,595	218,630	225,784
<b>Total</b>	<b>1,557,222</b>	<b>1,415,124</b>	<b>1,600,141</b>

**7d. Provide a customer satisfaction measure, if available.**

N/A

**PROGRAM DESCRIPTION**

<b>Department of Revenue</b>						<b>HB Section(s):</b> _____
<b>Program Name - Motor Vehicle Registration</b>						
<b>Program is found in the following core budget(s): Motor Vehicle and Driver License Division, Taxation Division, Administration Division, Legal Services Division, Postage</b>						
	<b>MV/DL</b>	<b>Taxation</b>	<b>Admin</b>	<b>Legal</b>	<b>Postage</b>	<b>Total</b>
<b>GR</b>	1,542,540	0	43,182	9,333	204,959	1,800,014
<b>Federal</b>	0					0
<b>Other</b>	3,456,518	0	316,665	68,446	1,503,029	5,344,658
<b>Total</b>	4,999,058	0	359,847	77,779	1,707,988	7,144,672

**1. What does this program do?**

The Motor Vehicle Registration Program collects registration fees and processes registration information for motor vehicles, trailers, marine craft, and all-terrain vehicles. Staff maintains the database of registration information and updates the system as mandated by state law, including the online registration renewal system, plates.mo.gov. The staff also orders, maintains, and audits the license plate, certificate of number, and tab inventories.

**2. What is the authorization for this program, i.e., federal or state statute, etc.? (Include the federal program number, if applicable.)**

Missouri Revised Statutes Chapters 301 and 306 and Sections 32.300, 303.026, 307.350, 307.353, and 307.355.

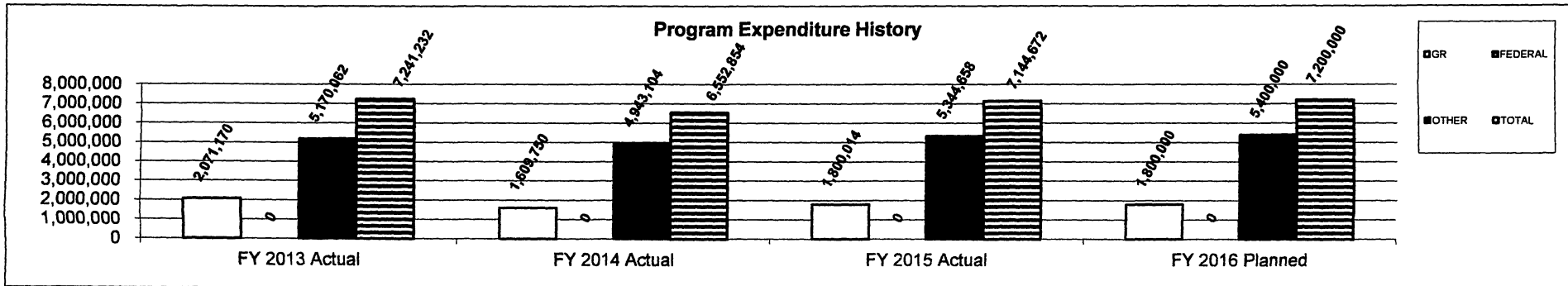
**3. Are there federal matching requirements? If yes, please explain.**

No

**4. Is this a federally mandated program? If yes, please explain.**

No

**5. Provide actual expenditures for the prior three fiscal years and planned expenditures for the current fiscal year.**



**PROGRAM DESCRIPTION**

<b>Department of Revenue</b>	<b>HB Section(s):</b> _____																																
<b>Program Name - Motor Vehicle Registration</b>																																	
<b>Program is found in the following core budget(s): Motor Vehicle and Driver License Division, Taxation Division, Administration Division, Legal Services Division, Postage</b>																																	
<b>6. What are the sources of the "Other " funds?</b>																																	
State Highways and Transportation Department Fund (0644) and Specialty Plate Fund (0775)																																	
Footnote - The FY 2013, FY 2014 and FY 2015 Actual and FY 2016 Planned expenditures do not include information technology costs that were consolidated in the Office of Administration in FY 2007.																																	
<b>7a. Provide an effectiveness measure.</b>																																	
Revenue generated (in millions)																																	
	<table border="0" style="width:100%;"> <tr> <td align="center">FY 2013</td> <td align="center">FY 2014</td> <td align="center">FY 2015</td> </tr> <tr> <td align="center">Actual</td> <td align="center">Actual</td> <td align="center">Actual</td> </tr> <tr> <td align="center"><hr/></td> <td align="center"><hr/></td> <td align="center"><hr/></td> </tr> <tr> <td align="center">\$162.27</td> <td align="center">\$164.21</td> <td align="center">\$167.49</td> </tr> </table>	FY 2013	FY 2014	FY 2015	Actual	Actual	Actual	<hr/>	<hr/>	<hr/>	\$162.27	\$164.21	\$167.49																				
FY 2013	FY 2014	FY 2015																															
Actual	Actual	Actual																															
<hr/>	<hr/>	<hr/>																															
\$162.27	\$164.21	\$167.49																															
<b>7b. Provide an efficiency measure.</b>																																	
N/A																																	
<b>7c. Provide the number of clients/individuals served, if applicable.</b>																																	
Number of registrations produced																																	
	<table border="0" style="width:100%;"> <tr> <td></td> <td align="center">FY 2013</td> <td align="center">FY 2014</td> <td align="center">FY 2015</td> </tr> <tr> <td></td> <td align="center">Actual</td> <td align="center">Actual</td> <td align="center">Actual</td> </tr> <tr> <td></td> <td align="center"><hr/></td> <td align="center"><hr/></td> <td align="center"><hr/></td> </tr> <tr> <td>Motor Vehicle - Annual (in millions)</td> <td align="center">1.71</td> <td align="center">2.08</td> <td align="center">2.08</td> </tr> <tr> <td>Motor Vehicle - Biennial (in millions)</td> <td align="center">1.81</td> <td align="center">1.63</td> <td align="center">1.88</td> </tr> <tr> <td>Trailer</td> <td align="center">339,895</td> <td align="center">358,984</td> <td align="center">370,061</td> </tr> <tr> <td>Marine craft</td> <td align="center">119,179</td> <td align="center">121,870</td> <td align="center">122,531</td> </tr> <tr> <td>All-Terrain Vehicles</td> <td align="center">28,156</td> <td align="center">24,458</td> <td align="center">23,414</td> </tr> </table>		FY 2013	FY 2014	FY 2015		Actual	Actual	Actual		<hr/>	<hr/>	<hr/>	Motor Vehicle - Annual (in millions)	1.71	2.08	2.08	Motor Vehicle - Biennial (in millions)	1.81	1.63	1.88	Trailer	339,895	358,984	370,061	Marine craft	119,179	121,870	122,531	All-Terrain Vehicles	28,156	24,458	23,414
	FY 2013	FY 2014	FY 2015																														
	Actual	Actual	Actual																														
	<hr/>	<hr/>	<hr/>																														
Motor Vehicle - Annual (in millions)	1.71	2.08	2.08																														
Motor Vehicle - Biennial (in millions)	1.81	1.63	1.88																														
Trailer	339,895	358,984	370,061																														
Marine craft	119,179	121,870	122,531																														
All-Terrain Vehicles	28,156	24,458	23,414																														
<b>7d. Provide a customer satisfaction measure, if available.</b>																																	
N/A																																	

**PROGRAM DESCRIPTION**

<b>Department of Revenue</b>		<b>HB Section(s): _____</b>				
<b>Program Name - Motor Vehicle Title</b>						
<b>Program is found in the following core budget(s): Motor Vehicle and Driver License Division, Taxation Division, Administration Division, Legal Services Division, Postage</b>						
	<b>MV/DL</b>	<b>Taxation</b>	<b>Admin</b>	<b>Legal</b>	<b>Postage</b>	<b>Total</b>
<b>GR</b>	900,731	0	67,848	54,726	110,994	1,134,299
<b>Federal</b>	0					0
<b>Other</b>	2,761,268	0	497,548	401,320	813,952	4,474,088
<b>Total</b>	3,661,999	0	565,396	456,046	924,946	5,608,387

**1. What does this program do?**

The Motor Vehicle Title Program collects fees and taxes for all title transactions and issues titles that show proof of ownership. Program staff examines title transactions to ensure compliance with state laws, maintains the title information database, and updates the system as mandated by state statute. Program staff also maintain the lienholder and notice of sale systems for lienholders to file a notice of lien and sellers to file a notice of sale.

**2. What is the authorization for this program, i.e., federal or state statute, etc.? (Include the federal program number, if applicable.)**

Missouri Revised Statutes Chapters 301 and 306 and Sections 144.070, 144.440, 407.536, 454.516, and 700.320 through 700.380.

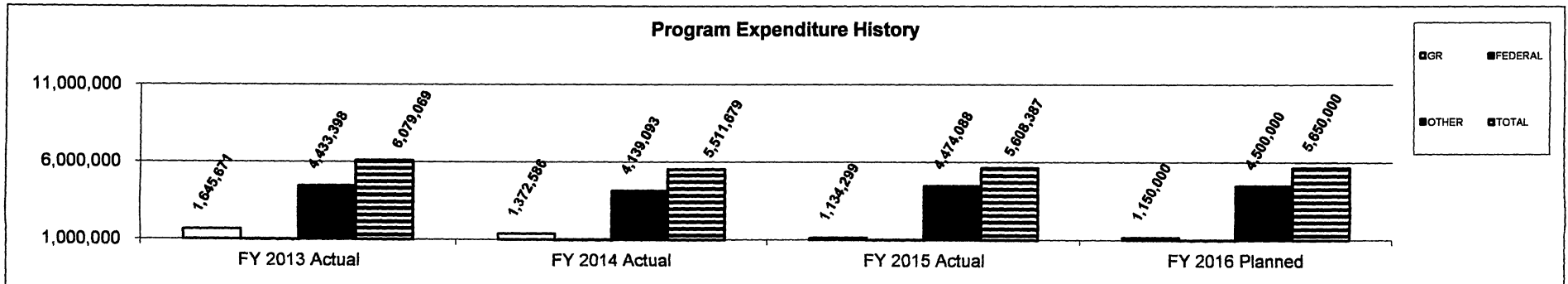
**3. Are there federal matching requirements? If yes, please explain.**

No

**4. Is this a federally mandated program? If yes, please explain.**

No

**5. Provide actual expenditures for the prior three fiscal years and planned expenditures for the current fiscal year.**





**PROGRAM DESCRIPTION**

<b>Department of Revenue</b>	<b>HB Section(s):</b> _____									
<b>Program Name - Motor Vehicle Title</b>										
<b>Program is found in the following core budget(s): Motor Vehicle and Driver License Division, Taxation Division, Administration Division, Legal Services Division, Postage</b>										
<b>6. What are the sources of the "Other " funds?</b>										
State Highways and Transportation Department Fund (0644)										
Footnote - The FY 2013, FY 2014 and FY 2015 Actual and FY 2016 Planned expenditures do not include information technology costs that were consolidated in the Office of Administration in FY 2007.										
<b>7a. Provide an effectiveness measure.</b>										
Revenue generated (in millions)										
	<table border="0" style="width:100%;"> <tr> <td align="center">FY 2013</td> <td align="center">FY 2014</td> <td align="center">FY 2015</td> </tr> <tr> <td align="center">Actual</td> <td align="center">Actual</td> <td align="center">Actual</td> </tr> <tr> <td align="center"><u>\$639.85</u></td> <td align="center"><u>\$735.60</u></td> <td align="center"><u>\$793.78</u></td> </tr> </table>	FY 2013	FY 2014	FY 2015	Actual	Actual	Actual	<u>\$639.85</u>	<u>\$735.60</u>	<u>\$793.78</u>
FY 2013	FY 2014	FY 2015								
Actual	Actual	Actual								
<u>\$639.85</u>	<u>\$735.60</u>	<u>\$793.78</u>								
<b>7b. Provide an efficiency measure.</b>										
N/A										
<b>7c. Provide the number of clients/individuals served, if applicable.</b>										
Number of titles produced (in millions)										
	<table border="0" style="width:100%;"> <tr> <td align="center">FY 2013</td> <td align="center">FY 2014</td> <td align="center">FY 2015</td> </tr> <tr> <td align="center">Actual</td> <td align="center">Actual</td> <td align="center">Actual</td> </tr> <tr> <td align="center"><u>1.95</u></td> <td align="center"><u>1.99</u></td> <td align="center"><u>2.04</u></td> </tr> </table>	FY 2013	FY 2014	FY 2015	Actual	Actual	Actual	<u>1.95</u>	<u>1.99</u>	<u>2.04</u>
FY 2013	FY 2014	FY 2015								
Actual	Actual	Actual								
<u>1.95</u>	<u>1.99</u>	<u>2.04</u>								
<b>7d. Provide a customer satisfaction measure, if available.</b>										
N/A										

**NEW DECISION ITEM**  
**RANK: 7 OF 10**

<b>Department of Revenue</b>	<b>Budget Unit</b> <u>866110C</u>
<b>Motor Vehicle and Driver License Division</b>	
<b>DI Name - NMVTIS User Fees</b> <span style="float:right"><b>DI# 1860003</b></span>	<b>House Bill</b> <u>4.005</u>

**1. AMOUNT OF REQUEST**

	FY 2017 Budget Request			
	GR	Federal	Other	Total
PS	0	0	0	0
EE	0	0	35,236	35,236
PSD	0	0	0	0
TRF	0	0	0	0
<b>Total</b>	<b>0</b>	<b>0</b>	<b>35,236</b>	<b>35,236</b>
<b>FTE</b>	<b>0.00</b>	<b>0.00</b>	<b>0.00</b>	<b>0.00</b>

	FY 2017 Governor's Recommendation			
	GR	Federal	Other	Total
PS	0	0	0	0
EE	0	0	35,236	35,236
PSD	0	0	0	0
TRF	0	0	0	0
<b>Total</b>	<b>0</b>	<b>0</b>	<b>35,236</b>	<b>35,236</b>
<b>FTE</b>	<b>0.00</b>	<b>0.00</b>	<b>0.00</b>	<b>0.00</b>

<b>Est. Fringe</b>	0	0	0	0
--------------------	---	---	---	---

*Note: Fringes budgeted in House Bill 5 except for certain fringes budgeted directly to MoDOT, Highway Patrol, and Conservation.*

<b>Est. Fringe</b>	0	0	0	0
--------------------	---	---	---	---

*Note: Fringes budgeted in House Bill 5 except for certain fringes budgeted directly to MoDOT, Highway Patrol, and Conservation.*

Other Funds: State Highways and Transportation Department Fund (0644)

Other Funds: State Highways and Transportation Department Fund (0644)

**2. THIS REQUEST CAN BE CATEGORIZED AS:**

<input type="checkbox"/> New Legislation	<input type="checkbox"/> New Program	<input type="checkbox"/> Fund Switch
<input type="checkbox"/> Federal Mandate	<input type="checkbox"/> Program Expansion	<input checked="" type="checkbox"/> Cost to Continue
<input type="checkbox"/> GR Pick-Up	<input type="checkbox"/> Space Request	<input type="checkbox"/> Equipment Replacement
<input type="checkbox"/> Pay Plan	<input type="checkbox"/> Other: _____	

**3. WHY IS THIS FUNDING NEEDED? PROVIDE AN EXPLANATION FOR ITEMS CHECKED IN #2. INCLUDE THE FEDERAL OR STATE STATUTORY OR CONSTITUTIONAL AUTHORIZATION FOR THIS PROGRAM.**

In 1992, in response to motor vehicle theft, Congress passed the Anti-Car Theft Act. The Act was designed to reduce auto theft by making the selling of stolen or damaged cars more difficult. Part of the Act required the establishment of the National Motor Vehicle Title Information System (NMVTIS), a United States Department of Justice information system operated by the American Association of Motor Vehicle Administrators. Missouri implemented NMVTIS on August 31, 2010.

**NEW DECISION ITEM**

RANK: 7 OF 10

<b>Department of Revenue</b>	<b>Budget Unit</b>	<b>866110C</b>
<b>Motor Vehicle and Driver License Division</b>		
<b>DI Name - NMVTIS User Fees</b>	<b>DI# 1860003</b>	<b>House Bill 4.005</b>

**4. DESCRIBE THE DETAILED ASSUMPTIONS USED TO DERIVE THE SPECIFIC REQUESTED AMOUNT. (How did you determine that the requested number of FTE were appropriate? From what source or standard did you derive the requested levels of funding? Were alternatives such as outsourcing or automation considered? If based on new legislation, does request tie to TAFP fiscal note? If not, explain why. Detail which portions of the request are one-times and how those amounts were calculated.)**

As the operator of the NMVTIS system, the American Association of Motor Vehicle Administrators previously received grant funding for a portion of their operating expenses. The grant funding is no longer available and the full operating costs are now passed on to the states.

The annual user fee is calculated by using the number of vehicles each state has in the system and prorating the cost among the user states. The Department received core funding in Fiscal Year 2014 of \$48,655 for the annual user fee expenditure. The projected expenditure for Fiscal Year 2017 is \$83,891. The Department is requesting core funding of \$35,236 for the difference (\$83,891 minus \$48,655).

**5. BREAK DOWN THE REQUEST BY BUDGET OBJECT CLASS, JOB CLASS, AND FUND SOURCE. IDENTIFY ONE-TIME COSTS.**

<b>Budget Object Class/Job Class</b>	<b>Dept Req GR DOLLARS</b>	<b>Dept Req GR FTE</b>	<b>Dept Req FED DOLLARS</b>	<b>Dept Req FED FTE</b>	<b>Dept Req OTHER DOLLARS</b>	<b>Dept Req OTHER FTE</b>	<b>Dept Req TOTAL DOLLARS</b>	<b>Dept Req TOTAL FTE</b>	<b>Dept Req One-Time DOLLARS</b>
	0						0	0.0	
<b>Total PS</b>	<u>0</u>	<u>0.0</u>	<u>0</u>	<u>0.0</u>	<u>0</u>	<u>0.0</u>	<u>0</u>	<u>0.0</u>	<u>0</u>
400 - Professional Services					35,236		35,236		
							0	0.0	
<b>Total EE</b>	<u>0</u>		<u>0</u>		<u>35,236</u>		<u>35,236</u>		<u>0</u>
Program Distributions							0		
<b>Total PSD</b>	<u>0</u>		<u>0</u>		<u>0</u>		<u>0</u>		<u>0</u>
Transfers									
<b>Total TRF</b>	<u>0</u>		<u>0</u>		<u>0</u>		<u>0</u>		<u>0</u>
<b>Grand Total</b>	<u>0</u>	<u>0.0</u>	<u>0</u>	<u>0.0</u>	<u>35,236</u>	<u>0.0</u>	<u>35,236</u>	<u>0.0</u>	<u>0</u>

**NEW DECISION ITEM**

RANK: 7 OF 10

<b>Department of Revenue</b>		<b>Budget Unit</b> <u>866110C</u>							
<b>Motor Vehicle and Driver License Division</b>		<b>House Bill</b> <u>4.005</u>							
<b>DI Name - NMVTIS User Fees</b>		<b>DI#</b> <u>1860003</u>							
<b>Budget Object Class/Job Class</b>	<b>Gov Rec GR DOLLARS</b>	<b>Gov Rec GR FTE</b>	<b>Gov Rec FED DOLLARS</b>	<b>Gov Rec FED FTE</b>	<b>Gov Rec OTHER DOLLARS</b>	<b>Gov Rec OTHER FTE</b>	<b>Gov Rec TOTAL DOLLARS</b>	<b>Gov Rec TOTAL FTE</b>	<b>Gov Rec One-Time DOLLARS</b>
							0	0.0	
							0	0.0	
<b>Total PS</b>	<b>0</b>	<b>0.0</b>	<b>0</b>	<b>0.0</b>	<b>0</b>	<b>0.0</b>	<b>0</b>	<b>0.0</b>	<b>0</b>
400 - Professional Services					35,236		35,236		
							0		
							0		
							0		
<b>Total EE</b>	<b>0</b>		<b>0</b>		<b>35,236</b>		<b>35,236</b>		<b>0</b>
Program Distributions							0		
<b>Total PSD</b>	<b>0</b>		<b>0</b>		<b>0</b>		<b>0</b>		<b>0</b>
Transfers									
<b>Total TRF</b>	<b>0</b>		<b>0</b>		<b>0</b>		<b>0</b>		<b>0</b>
<b>Grand Total</b>	<b>0</b>	<b>0.0</b>	<b>0</b>	<b>0.0</b>	<b>35,236</b>	<b>0.0</b>	<b>35,236</b>	<b>0.0</b>	<b>0</b>

**NEW DECISION ITEM**  
RANK: 7 OF 10

<b>Department of Revenue</b>	<b>Budget Unit</b> <u>866110C</u>
<b>Motor Vehicle and Driver License Division</b>	
<b>DI Name - NMVTIS User Fees</b> <span style="float: right;"><b>DI# 1860003</b></span>	<b>House Bill</b> <u>4.005</u>

**6. PERFORMANCE MEASURES (If new decision item has an associated core, separately identify projected performance with & without additional funding.)**

**6a. Provide an effectiveness measure.**

**6b. Provide an efficiency measure.**

**6c. Provide the number of clients/individuals served, if applicable.**

**6d. Provide a customer satisfaction measure, if available.**

**7. STRATEGIES TO ACHIEVE THE PERFORMANCE MEASUREMENT TARGETS:**

**DECISION ITEM DETAIL**

Budget Unit	FY 2015	FY 2015	FY 2016	FY 2016	FY 2017	FY 2017	FY 2017	FY 2017
Decision Item	ACTUAL	ACTUAL	BUDGET	BUDGET	DEPT REQ	DEPT REQ	GOV REC	GOV REC
Budget Object Class	DOLLAR	FTE	DOLLAR	FTE	DOLLAR	FTE	DOLLAR	FTE
<b>HIGHWAY COLLECTIONS</b>								
<b>NMVTIS USER FEE INCREASE - 1860003</b>								
PROFESSIONAL SERVICES	0	0.00	0	0.00	35,236	0.00	35,236	0.00
TOTAL - EE	0	0.00	0	0.00	35,236	0.00	35,236	0.00
<b>GRAND TOTAL</b>	<b>\$0</b>	<b>0.00</b>	<b>\$0</b>	<b>0.00</b>	<b>\$35,236</b>	<b>0.00</b>	<b>\$35,236</b>	<b>0.00</b>
GENERAL REVENUE	\$0	0.00	\$0	0.00	\$0	0.00	\$0	0.00
FEDERAL FUNDS	\$0	0.00	\$0	0.00	\$0	0.00	\$0	0.00
OTHER FUNDS	\$0	0.00	\$0	0.00	\$35,236	0.00	\$35,236	0.00

# TAXATION DIVISION

**DECISION ITEM SUMMARY**

Budget Unit									
Decision Item	FY 2015	FY 2015	FY 2016	FY 2016	FY 2017	FY 2017	FY 2017	FY 2017	FY 2017
Budget Object Summary	ACTUAL	ACTUAL	BUDGET	BUDGET	DEPT REQ	DEPT REQ	GOV REC	GOV REC	GOV REC
Fund	DOLLAR	FTE	DOLLAR	FTE	DOLLAR	FTE	DOLLAR	FTE	FTE
<b>TAXATION DIVISION</b>									
<b>CORE</b>									
<b>PERSONAL SERVICES</b>									
GENERAL REVENUE	18,162,496	556.24	19,119,686	526.88	19,119,686	526.88	18,919,686	526.88	526.88
HEALTH INITIATIVES	48,906	1.72	51,835	2.00	51,835	2.00	51,835	2.00	2.00
PETROLEUM STORAGE TANK INS	25,543	0.90	27,834	1.00	27,834	1.00	27,834	1.00	1.00
CONSERVATION COMMISSION	563,027	21.67	566,076	20.42	566,076	20.42	566,076	20.42	20.42
PETROLEUM INSPECTION FUND	23,848	1.00	34,020	1.00	34,020	1.00	34,020	1.00	1.00
<b>TOTAL - PS</b>	<b>18,823,820</b>	<b>581.53</b>	<b>19,799,451</b>	<b>551.30</b>	<b>19,799,451</b>	<b>551.30</b>	<b>19,599,451</b>	<b>551.30</b>	<b>551.30</b>
<b>EXPENSE &amp; EQUIPMENT</b>									
GENERAL REVENUE	1,630,425	0.00	2,804,666	0.00	2,804,666	0.00	2,254,666	0.00	0.00
HEALTH INITIATIVES	0	0.00	4,163	0.00	4,163	0.00	4,163	0.00	0.00
PETROLEUM STORAGE TANK INS	0	0.00	1,071	0.00	1,071	0.00	1,071	0.00	0.00
CONSERVATION COMMISSION	0	0.00	8,277	0.00	8,277	0.00	8,277	0.00	0.00
PETROLEUM INSPECTION FUND	0	0.00	2,818	0.00	2,818	0.00	2,818	0.00	0.00
<b>TOTAL - EE</b>	<b>1,630,425</b>	<b>0.00</b>	<b>2,820,995</b>	<b>0.00</b>	<b>2,820,995</b>	<b>0.00</b>	<b>2,270,995</b>	<b>0.00</b>	<b>0.00</b>
<b>PROGRAM-SPECIFIC</b>									
GENERAL REVENUE	0	0.00	250,000	0.00	0	0.00	0	0.00	0.00
<b>TOTAL - PD</b>	<b>0</b>	<b>0.00</b>	<b>250,000</b>	<b>0.00</b>	<b>0</b>	<b>0.00</b>	<b>0</b>	<b>0.00</b>	<b>0.00</b>
<b>TOTAL</b>	<b>20,454,245</b>	<b>581.53</b>	<b>22,870,446</b>	<b>551.30</b>	<b>22,620,446</b>	<b>551.30</b>	<b>21,870,446</b>	<b>551.30</b>	<b>551.30</b>
<b>Pay Plan - 0000012</b>									
<b>PERSONAL SERVICES</b>									
GENERAL REVENUE	0	0.00	0	0.00	0	0.00	384,643	0.00	0.00
HEALTH INITIATIVES	0	0.00	0	0.00	0	0.00	1,035	0.00	0.00
PETROLEUM STORAGE TANK INS	0	0.00	0	0.00	0	0.00	557	0.00	0.00
CONSERVATION COMMISSION	0	0.00	0	0.00	0	0.00	11,321	0.00	0.00
PETROLEUM INSPECTION FUND	0	0.00	0	0.00	0	0.00	681	0.00	0.00
<b>TOTAL - PS</b>	<b>0</b>	<b>0.00</b>	<b>0</b>	<b>0.00</b>	<b>0</b>	<b>0.00</b>	<b>398,237</b>	<b>0.00</b>	<b>0.00</b>
<b>TOTAL</b>	<b>0</b>	<b>0.00</b>	<b>0</b>	<b>0.00</b>	<b>0</b>	<b>0.00</b>	<b>398,237</b>	<b>0.00</b>	<b>0.00</b>
<b>FRAUD DETERRENCE - 1860001</b>									
<b>PERSONAL SERVICES</b>									



**DECISION ITEM SUMMARY**

Budget Unit									
Decision Item	FY 2015	FY 2015	FY 2016	FY 2016	FY 2017	FY 2017	FY 2017	FY 2017	FY 2017
Budget Object Summary	ACTUAL	ACTUAL	BUDGET	BUDGET	DEPT REQ	DEPT REQ	GOV REC	GOV REC	GOV REC
Fund	DOLLAR	FTE	DOLLAR	FTE	DOLLAR	FTE	DOLLAR	FTE	FTE
<b>TAXATION DIVISION</b>									
<b>FRAUD DETERRENCE - 1860001</b>									
PERSONAL SERVICES									
GENERAL REVENUE	0	0.00	0	0.00	312,479	11.00	312,479	11.00	11.00
TOTAL - PS	0	0.00	0	0.00	312,479	11.00	312,479	11.00	11.00
EXPENSE & EQUIPMENT									
GENERAL REVENUE	0	0.00	0	0.00	1,821,688	0.00	1,821,688	0.00	0.00
TOTAL - EE	0	0.00	0	0.00	1,821,688	0.00	1,821,688	0.00	0.00
<b>TOTAL</b>	<b>0</b>	<b>0.00</b>	<b>0</b>	<b>0.00</b>	<b>2,134,167</b>	<b>11.00</b>	<b>2,134,167</b>	<b>11.00</b>	<b>11.00</b>
<b>DOC CAPTURE REMITTANCE EQUIP - 1860002</b>									
EXPENSE & EQUIPMENT									
GENERAL REVENUE	0	0.00	0	0.00	683,000	0.00	0	0.00	0.00
TOTAL - EE	0	0.00	0	0.00	683,000	0.00	0	0.00	0.00
<b>TOTAL</b>	<b>0</b>	<b>0.00</b>	<b>0</b>	<b>0.00</b>	<b>683,000</b>	<b>0.00</b>	<b>0</b>	<b>0.00</b>	<b>0.00</b>
<b>GRAND TOTAL</b>	<b>\$20,454,245</b>	<b>581.53</b>	<b>\$22,870,446</b>	<b>551.30</b>	<b>\$25,437,613</b>	<b>562.30</b>	<b>\$24,402,850</b>	<b>562.30</b>	<b>562.30</b>

**CORE DECISION ITEM**

<b>Department of Revenue</b>	<b>Budget Unit</b>	<b>86115C</b>
<b>Taxation Division</b>		
<b>Core - Taxation</b>	<b>HB Section</b>	<b>4.010</b>

**1. CORE FINANCIAL SUMMARY**

	FY 2017 Budget Request			
	GR	Federal	Other	Total
PS	19,119,686	0	679,765	19,799,451
EE	2,804,666	0	16,329	2,820,995
PSD	0	0	0	0
TRF	0	0	0	0
<b>Total</b>	<b>21,924,352</b>	<b>0</b>	<b>696,094</b>	<b>22,620,446</b>

<b>FTE</b>	<b>526.88</b>	<b>0.00</b>	<b>24.42</b>	<b>551.30</b>
------------	---------------	-------------	--------------	---------------

<b>Est. Fringe</b>	<b>10,439,610</b>	<b>0</b>	<b>427,470</b>	<b>10,867,080</b>
--------------------	-------------------	----------	----------------	-------------------

*Note: Fringes budgeted in House Bill 5 except for certain fringes budgeted directly to MoDOT, Highway Patrol, and Conservation.*

Other Funds: Conservation Commission (0609); Petroleum Tank Storage (0585); Health Initiatives (0275); and Petroleum Inspection (0662)

	FY 2017 Governor's Recommendation			
	GR	Federal	Other	Total
PS	18,919,686	0	679,765	19,599,451
EE	2,254,666	0	16,329	2,270,995
PSD	0	0	0	0
TRF	0	0	0	0
<b>Total</b>	<b>21,174,352</b>	<b>0</b>	<b>696,094</b>	<b>21,870,446</b>

<b>FTE</b>	<b>526.88</b>	<b>0.00</b>	<b>24.42</b>	<b>551.30</b>
------------	---------------	-------------	--------------	---------------

<b>Est. Fringe</b>	<b>10,384,970</b>	<b>0</b>	<b>427,470</b>	<b>10,812,440</b>
--------------------	-------------------	----------	----------------	-------------------

*Note: Fringes budgeted in House Bill 5 except for certain fringes budgeted directly to MoDOT, Highway Patrol, and Conservation.*

Other Funds: Conservation Commission (0609); Petroleum Tank Storage (0585); Health Initiatives (0275); and Petroleum Inspection (0662)

**2. CORE DESCRIPTION**

The Taxation Division is responsible for collecting and processing taxes mandated by Missouri statutes. The division provides services to Missouri by collecting revenue to fund services, issuing refunds, and minimizing the administrative burden of tax compliance. It is also the responsibility of the division to encourage compliance by using focused enforcement actions, and identifying and addressing areas of unintentional noncompliance. The division communicates with its constituencies by informing them of tax laws, regulations, and available services. The division requests continued core funding to effectively and efficiently administer and enforce Missouri laws.

The core includes an appropriation for organizational dues to the Multistate Tax Commission of \$213,052. The Multistate Tax Commission keeps the Department informed of tax operations and procedures in other states and the national level. Membership is mandated by Section 32.200, RSMo, and allows Missouri to participate and receive revenue collections from multi-state audits.

Additional divisional costs are included in the Highway Collections budget unit.

**CORE DECISION ITEM**

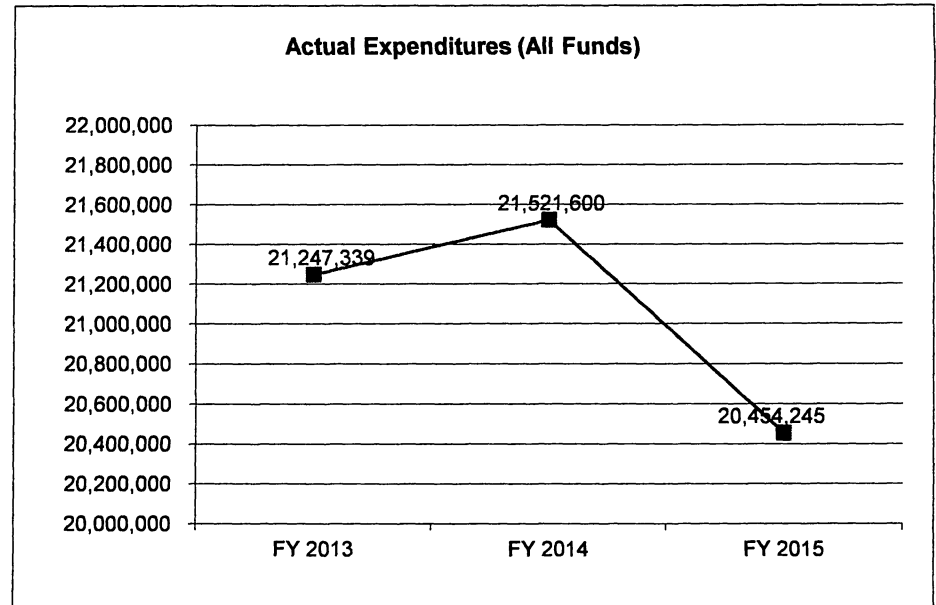
<b>Department of Revenue</b>	<b>Budget Unit</b> <u>86115C</u>
<b>Taxation Division</b>	
<b>Core - Taxation</b>	<b>HB Section</b> <u>4.010</u>

**3. PROGRAM LISTING (list programs included in this core funding)**

Sales Tax Program	Personal Tax Program
Corporate Tax Program	Property Tax Program
Fuel Tax Program	

**4. FINANCIAL HISTORY**

	<b>FY 2013 Actual</b>	<b>FY 2014 Actual</b>	<b>FY 2015 Actual</b>	<b>FY 2016 Current Yr.</b>
Appropriation (All Funds)	26,564,456	23,084,185	21,772,168	22,870,446
Less Reverted (All Funds)	(1,074,694)	(673,679)	(634,071)	0
Less Restricted (All Funds)	(3,579,700)	0	0	0
Budget Authority (All Funds)	21,910,062	22,410,506	21,138,097	22,870,446
Actual Expenditures (All Funds)	21,247,339	21,521,600	20,454,245	0
Unexpended (All Funds)	662,723	888,906	683,852	22,870,446
Unexpended, by Fund:				
General Revenue	578,342	831,159	654,409	0
Federal	0	0	0	0
Other	84,381	57,747	29,443	0
	(1)	(1)	(1)	



Reverted includes the statutory three-percent reserve amount (when applicable).

Restricted includes any Governor's Expenditure Restrictions which remained at the end of the fiscal year (when applicable).

**NOTES:**

(1) Additional costs are included in the Department's Highway Collection budget unit

**CORE RECONCILIATION DETAIL**

**DEPARTMENT OF REVENUE  
TAXATION DIVISION**

**5. CORE RECONCILIATION DETAIL**

	<b>Budget Class</b>	<b>FTE</b>	<b>GR</b>	<b>Federal</b>	<b>Other</b>	<b>Total</b>	<b>Explanation</b>
<b>TAFP AFTER VETOES</b>							
	PS	551.30	19,119,686	0	679,765	19,799,451	
	EE	0.00	2,804,666	0	16,329	2,820,995	
	PD	0.00	250,000	0	0	250,000	
	<b>Total</b>	<b>551.30</b>	<b>22,174,352</b>	<b>0</b>	<b>696,094</b>	<b>22,870,446</b>	
<b>DEPARTMENT CORE ADJUSTMENTS</b>							
1x Expenditures	1180 9614	PD	0.00	(250,000)	0	0	(250,000) Fiscal Year 2016 one-time expenditure - MoDex.
Core Reallocation	920 1704	PS	0.00	0	0	0	(0) Core reallocation
	<b>NET DEPARTMENT CHANGES</b>		<b>0.00</b>	<b>(250,000)</b>	<b>0</b>	<b>0</b>	<b>(250,000)</b>
<b>DEPARTMENT CORE REQUEST</b>							
	PS	551.30	19,119,686	0	679,765	19,799,451	
	EE	0.00	2,804,666	0	16,329	2,820,995	
	PD	0.00	0	0	0	0	
	<b>Total</b>	<b>551.30</b>	<b>21,924,352</b>	<b>0</b>	<b>696,094</b>	<b>22,620,446</b>	
<b>GOVERNOR'S ADDITIONAL CORE ADJUSTMENTS</b>							
1x Expenditures	1410 9831	PS	0.00	(200,000)	0	0	(200,000) FY16 one-time expenditure for the Tax Amnesty Program.
1x Expenditures	1410 9613	EE	0.00	(550,000)	0	0	(550,000) FY16 one-time expenditure for the Tax Amnesty Program.
	<b>NET GOVERNOR CHANGES</b>		<b>0.00</b>	<b>(750,000)</b>	<b>0</b>	<b>0</b>	<b>(750,000)</b>
<b>GOVERNOR'S RECOMMENDED CORE</b>							
	PS	551.30	18,919,686	0	679,765	19,599,451	

**CORE RECONCILIATION DETAIL**

---

**DEPARTMENT OF REVENUE**

**TAXATION DIVISION**

---

**5. CORE RECONCILIATION DETAIL**

---

	<b>Budget Class</b>	<b>FTE</b>	<b>GR</b>	<b>Federal</b>	<b>Other</b>	<b>Total</b>	<b>Explanation</b>
<b>GOVERNOR'S RECOMMENDED CORE</b>							
	EE	0.00	2,254,666	0	16,329	2,270,995	
	PD	0.00	0	0	0	0	
	<b>Total</b>	<b>551.30</b>	<b>21,174,352</b>	<b>0</b>	<b>696,094</b>	<b>21,870,446</b>	

**DECISION ITEM DETAIL**

Budget Unit	FY 2015	FY 2015	FY 2016	FY 2016	FY 2017	FY 2017	FY 2017	FY 2017
Decision Item	ACTUAL	ACTUAL	BUDGET	BUDGET	DEPT REQ	DEPT REQ	GOV REC	GOV REC
Budget Object Class	DOLLAR	FTE	DOLLAR	FTE	DOLLAR	FTE	DOLLAR	FTE
<b>TAXATION DIVISION</b>								
<b>CORE</b>								
OFFICE SUPPORT ASST (CLERICAL)	43,507	1.92	45,738	2.00	45,738	2.00	45,738	2.00
SR OFC SUPPORT ASST (CLERICAL)	29,256	1.00	29,407	1.00	29,407	1.00	29,407	1.00
ADMIN OFFICE SUPPORT ASSISTANT	93,618	2.75	59,608	2.00	59,608	2.00	59,608	2.00
SR OFC SUPPORT ASST (STENO)	93,088	3.00	93,578	3.00	93,578	3.00	93,578	3.00
OFFICE SUPPORT ASST (KEYBRD)	228,890	9.63	225,448	9.32	225,448	9.32	225,448	9.32
SR OFC SUPPORT ASST (KEYBRD)	127,294	4.73	109,627	3.99	109,627	3.99	109,627	3.99
PHOTOGRAPHIC-MACHINE OPER	23,750	1.00	23,785	1.00	23,785	1.00	23,785	1.00
PRINTING/MAIL TECHNICIAN I	1,225	0.05	0	0.00	0	0.00	0	0.00
PRINTING/MAIL TECHNICIAN IV	239	0.01	0	0.00	0	0.00	0	0.00
ACCOUNT CLERK II	208,590	7.98	306,353	8.80	306,353	8.80	306,353	8.80
ACCOUNTANT I	25,585	0.83	0	0.00	0	0.00	0	0.00
EXECUTIVE II	72,018	2.00	74,418	2.00	74,418	2.00	74,418	2.00
MANAGEMENT ANALYSIS SPEC I	243,272	6.49	150,852	4.00	150,852	4.00	150,852	4.00
MANAGEMENT ANALYSIS SPEC II	83,425	2.00	41,932	1.00	41,932	1.00	41,932	1.00
LEGISLATIVE COORDINATOR	45,251	0.95	53,205	1.00	53,205	1.00	53,205	1.00
INVESTIGATOR I	34,174	1.00	0	0.00	0	0.00	0	0.00
INVESTIGATOR II	42,650	1.04	0	0.00	0	0.00	0	0.00
INVESTIGATOR III	41,931	0.93	0	0.00	0	0.00	0	0.00
TAX PROCESSING TECH IV	0	0.00	42,963	1.20	0	(0.00)	0	(0.00)
TAX COLLECTION TECH I	906,240	38.12	1,205,431	50.50	1,205,431	50.50	1,205,431	50.50
TAX COLLECTION TECH II	170,419	6.53	108,435	4.00	108,435	4.00	108,435	4.00
TAX COLLECTION TECH III	204,899	7.07	177,215	6.00	177,215	6.00	177,215	6.00
TAXPAYER SERVICES SUPV	101,094	2.79	147,469	4.00	147,469	4.00	147,469	4.00
TAXPAYER SERVICES OFFICE MGR	15,991	0.38	750	0.00	750	0.00	750	0.00
REVENUE SECTION SUPV	557,703	15.21	513,505	14.00	513,505	14.00	513,505	14.00
TELEPHONE INFO OPERATOR I REV	339	0.01	0	0.00	0	0.00	0	0.00
REVENUE PROCESSING TECH I	2,503,695	104.95	3,230,545	110.80	3,230,545	110.80	3,030,545	110.80
REVENUE PROCESSING TECH II	3,451,944	127.98	2,902,607	108.17	2,902,607	108.17	2,902,607	108.17
REVENUE PROCESSING TECH III	1,348,741	45.77	1,364,628	45.00	1,364,628	45.00	1,364,628	45.00
REVENUE PROCESSING TECH IV	265,289	8.00	200,339	6.00	243,302	7.20	243,302	7.20
TAX AUDIT REVIEW SPECIALIST	109,289	1.87	118,058	2.00	118,058	2.00	118,058	2.00
TAX AUDITOR I	1,381,765	36.87	1,232,952	33.00	1,232,952	33.00	1,232,952	33.00

**DECISION ITEM DETAIL**

Budget Unit	FY 2015	FY 2015	FY 2016	FY 2016	FY 2017	FY 2017	FY 2017	FY 2017
Decision Item	ACTUAL	ACTUAL	BUDGET	BUDGET	DEPT REQ	DEPT REQ	GOV REC	GOV REC
Budget Object Class	DOLLAR	FTE	DOLLAR	FTE	DOLLAR	FTE	DOLLAR	FTE
<b>TAXATION DIVISION</b>								
<b>CORE</b>								
TAX AUDITOR II	611,826	15.04	809,069	19.80	809,069	19.80	809,069	19.80
TAX AUDITOR III	1,269,461	27.05	1,761,006	36.05	1,761,006	36.05	1,761,006	36.05
TAX AUDIT SUPV	1,217,914	23.05	1,409,270	25.00	1,409,270	25.00	1,409,270	25.00
REVENUE MANAGER, BAND 1	385,316	8.06	367,560	7.75	367,560	7.75	367,560	7.75
REVENUE MANAGER, BAND 2	513,784	7.83	529,461	8.00	529,461	8.00	529,461	8.00
REVENUE MANAGER, BAND 3	147,656	1.95	152,467	2.00	152,467	2.00	152,467	2.00
DESIGNATED PRINCIPAL ASST DEPT	5,475	0.06	0	0.00	0	0.00	0	0.00
DIVISION DIRECTOR	99,600	0.95	105,403	1.00	105,403	1.00	105,403	1.00
DESIGNATED PRINCIPAL ASST DIV	121,259	1.84	156,549	2.00	156,549	2.00	156,549	2.00
OUT-STATE AUDIT PERSONNEL	1,407,674	25.03	1,385,304	19.60	1,385,304	19.60	1,385,304	19.60
LEGAL COUNSEL	51,435	1.01	0	0.00	0	0.00	0	0.00
CLERK	11,478	0.70	0	0.00	0	0.00	0	0.00
GENERAL COUNSEL - DIVISION	67,286	0.95	71,205	1.00	71,205	1.00	71,205	1.00
TAX SEASON ASST	376,378	23.24	444,984	2.32	444,984	2.32	444,984	2.32
DEPUTY GENERAL COUNSEL - DIV	0	0.00	55,105	1.00	55,105	1.00	55,105	1.00
SPECIAL ASST PROFESSIONAL	658	0.01	0	0.00	0	0.00	0	0.00
SPECIAL ASST OFFICE & CLERICAL	81,449	1.90	86,190	2.00	86,190	2.00	86,190	2.00
OTHER	0	0.00	7,030	0.00	7,030	0.00	7,030	0.00
<b>TOTAL - PS</b>	<b>18,823,820</b>	<b>581.53</b>	<b>19,799,451</b>	<b>551.30</b>	<b>19,799,451</b>	<b>551.30</b>	<b>19,599,451</b>	<b>551.30</b>
TRAVEL, IN-STATE	37,353	0.00	101,989	0.00	101,989	0.00	101,989	0.00
TRAVEL, OUT-OF-STATE	73,938	0.00	109,770	0.00	109,770	0.00	109,770	0.00
SUPPLIES	148,154	0.00	691,617	0.00	691,617	0.00	491,617	0.00
PROFESSIONAL DEVELOPMENT	264,957	0.00	219,272	0.00	219,272	0.00	219,272	0.00
COMMUNICATION SERV & SUPP	335,384	0.00	376,697	0.00	376,697	0.00	376,697	0.00
PROFESSIONAL SERVICES	615,242	0.00	896,911	0.00	896,911	0.00	546,911	0.00
M&R SERVICES	24,802	0.00	300,777	0.00	300,777	0.00	300,777	0.00
MOTORIZED EQUIPMENT	18,519	0.00	503	0.00	503	0.00	503	0.00
OFFICE EQUIPMENT	61,143	0.00	85,000	0.00	85,000	0.00	85,000	0.00
OTHER EQUIPMENT	49,275	0.00	500	0.00	500	0.00	500	0.00
PROPERTY & IMPROVEMENTS	675	0.00	0	0.00	0	0.00	0	0.00
BUILDING LEASE PAYMENTS	20	0.00	1	0.00	1	0.00	1	0.00
EQUIPMENT RENTALS & LEASES	0	0.00	3,001	0.00	3,001	0.00	3,001	0.00

**DECISION ITEM DETAIL**

Budget Unit	FY 2015	FY 2015	FY 2016	FY 2016	FY 2017	FY 2017	FY 2017	FY 2017
Decision Item	ACTUAL	ACTUAL	BUDGET	BUDGET	DEPT REQ	DEPT REQ	GOV REC	GOV REC
Budget Object Class	DOLLAR	FTE	DOLLAR	FTE	DOLLAR	FTE	DOLLAR	FTE
<b>TAXATION DIVISION</b>								
<b>CORE</b>								
MISCELLANEOUS EXPENSES	963	0.00	33,957	0.00	33,957	0.00	33,957	0.00
REBILLABLE EXPENSES	0	0.00	1,000	0.00	1,000	0.00	1,000	0.00
<b>TOTAL - EE</b>	<b>1,630,425</b>	<b>0.00</b>	<b>2,820,995</b>	<b>0.00</b>	<b>2,820,995</b>	<b>0.00</b>	<b>2,270,995</b>	<b>0.00</b>
PROGRAM DISTRIBUTIONS	0	0.00	250,000	0.00	0	0.00	0	0.00
<b>TOTAL - PD</b>	<b>0</b>	<b>0.00</b>	<b>250,000</b>	<b>0.00</b>	<b>0</b>	<b>0.00</b>	<b>0</b>	<b>0.00</b>
<b>GRAND TOTAL</b>	<b>\$20,454,245</b>	<b>581.53</b>	<b>\$22,870,446</b>	<b>551.30</b>	<b>\$22,620,446</b>	<b>551.30</b>	<b>\$21,870,446</b>	<b>551.30</b>
<b>GENERAL REVENUE</b>	<b>\$19,792,921</b>	<b>556.24</b>	<b>\$22,174,352</b>	<b>526.88</b>	<b>\$21,924,352</b>	<b>526.88</b>	<b>\$21,174,352</b>	<b>526.88</b>
<b>FEDERAL FUNDS</b>	<b>\$0</b>	<b>0.00</b>	<b>\$0</b>	<b>0.00</b>	<b>\$0</b>	<b>0.00</b>	<b>\$0</b>	<b>0.00</b>
<b>OTHER FUNDS</b>	<b>\$661,324</b>	<b>25.29</b>	<b>\$696,094</b>	<b>24.42</b>	<b>\$696,094</b>	<b>24.42</b>	<b>\$696,094</b>	<b>24.42</b>



**PROGRAM DESCRIPTION**

<b>Department of Revenue</b>						<b>HB Section(s):</b> _____
<b>Program Name - Sales and Use Tax</b>						
<b>Program is found in the following core budget(s): Taxation Division, Motor Vehicle and Driver License Division, Administration Division, Legal Services Division, Postage</b>						
	<b>Taxation</b>	<b>MV/DL</b>	<b>Admin</b>	<b>Legal</b>	<b>Postage</b>	<b>Total</b>
<b>GR</b>	<b>9,513,167</b>	<b>0</b>	<b>819,724</b>	<b>590,832</b>	<b>715,900</b>	<b>11,639,623</b>
<b>Federal</b>						<b>0</b>
<b>Other</b>	<b>611,933</b>		<b>156,138</b>	<b>112,539</b>	<b>136,362</b>	<b>1,016,972</b>
<b>Total</b>	<b>10,125,100</b>	<b>0</b>	<b>975,862</b>	<b>703,371</b>	<b>852,262</b>	<b>12,656,595</b>

**1. What does this program do?**

The Sales Tax Program administers and collects Missouri's sales and use taxes. Section 144.020, RSMo, authorizes a general sales tax, a 3 percent tax on the purchase price of tangible personal property or service sold at retail, excluding exemptions. Section 144.610, RSMo, authorizes a general use tax, a 3 percent tax on the value of tangible personal property purchased outside the state for the privilege of storing, using, or consuming the property within the state. Two additional sales and use taxes have been approved by voters and are authorized by Article IV, Section 43 and Article IV, Section 47 of the Missouri Constitution: a one-eighth of 1 percent Conservation sales and use tax and a one-tenth of 1 percent Parks, Soils, and Water Conservation sales and use tax. Also, Section 144.701, RSMo, authorizes a 1 percent Education sales and use tax. Program staff provides a variety of administrative and customer service functions. On the administrative side, staff implements, collects, and distributes local sales taxes and refunds overpayments of sales/use taxes. Staff also processes registration applications, updates information for businesses that report sales/use taxes, handle lien filings, assists in the collections or makes collection case referrals to local prosecuting attorneys and collection agencies, tax clearances, and debt offsets. Seven Missouri compliance offices and three out-of-state compliance offices conduct audits of taxpayers' sales and use returns. The Department educates its constituencies by participating at conferences, educational seminars, one-on-one meetings, and through its website.

**2. What is the authorization for this program, i.e., federal or state statute, etc.? (Include the federal program number, if applicable.)**

Chapter 144, RSMo

**3. Are there federal matching requirements? If yes, please explain.**

No

**4. Is this a federally mandated program? If yes, please explain.**

No

**PROGRAM DESCRIPTION**

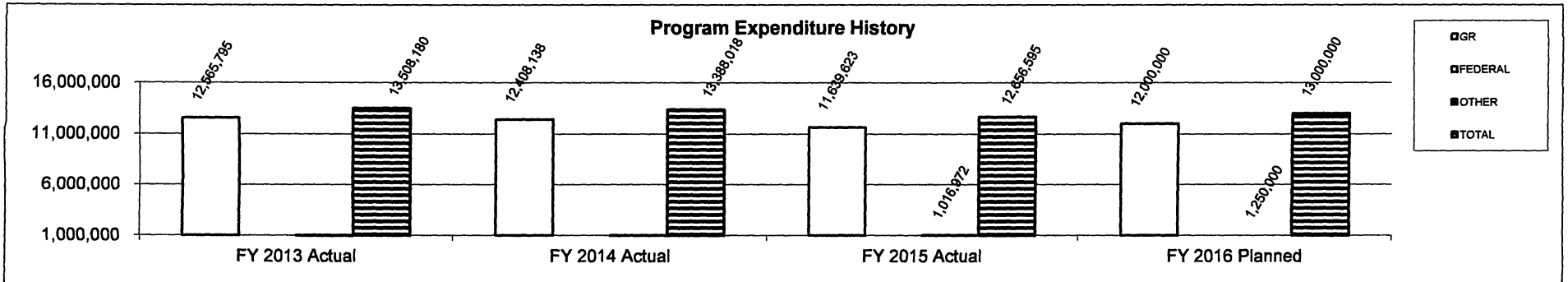
**Department of Revenue**

**HB Section(s):** \_\_\_\_\_

**Program Name - Sales and Use Tax**

**Program is found in the following core budget(s): Taxation Division, Motor Vehicle and Driver License Division, Administration Division, Legal Services Division, Postage**

**5. Provide actual expenditures for the prior three fiscal years and planned expenditures for the current fiscal year.**



**6. What are the sources of the "Other" funds?**

Conservation Fund (0609)

Footnote - The FY 2013, FY 2014 and FY 2015 Actual and FY 2016 Planned expenditures do not include information technology costs that were consolidated in the Office of Administration in FY 2007.

**7a. Provide an effectiveness measure.**

Revenue generated (in billions) (General Revenue only before refunds)

FY 2013	FY 2014	FY 2015
Actual	Actual	Actual
\$1.89	\$1.96	\$2.00

**7b. Provide an efficiency measure.**

Average number of days from receipt in mail room to deposit

FY 2013	FY 2014	FY 2015
Actual	Actual	Actual
0.69	1.30	0.83

**PROGRAM DESCRIPTION**

<b>Department of Revenue</b>	<b>HB Section(s):</b> _____
<b>Program Name - Sales and Use Tax</b>	
<b>Program is found in the following core budget(s): Taxation Division, Motor Vehicle and Driver License Division, Administration Division, Legal Services Division, Postage</b>	

**7c. Provide the number of clients/individuals served, if applicable.**

Number of sales and use tax returns processed

FY 2013	FY 2014	FY 2015
Actual	Actual	Actual
730,340	703,062	705,116

**7d. Provide a customer satisfaction measure, if available.**

N/A

**PROGRAM DESCRIPTION**

Department of Revenue HB Section(s): \_\_\_\_\_

**Program Name - Corporate Tax**

**Program is found in the following core budget(s): Taxation Division, Motor Vehicle and Driver License Division Administration Division, Legal Services Division, Postage**

	Taxation	MV/DL	Admin	Legal	Postage	Total
GR	1,833,568	0	123,888	130,715	82,208	2,170,379
Federal						0
Other						0
<b>Total</b>	<b>1,833,568</b>	<b>0</b>	<b>123,888</b>	<b>130,715</b>	<b>82,208</b>	<b>2,170,379</b>

**1. What does this program do?**

The Corporate Tax Program administers and collects the state's corporate income tax. Corporate tax is authorized by Section 143.072, RSMo, and is a 6.25 percent tax on a corporation's taxable income from Missouri sources. Department staff implements and collects corporate taxes, refunds overpayments, processes business tax registrations, and maintains certain non-financial records related to registered corporations. The Department's collection staff provides technical support to corporations, maintains account information, assists with account resolution and collection activities, and helps delinquent taxpayers. The Department has seven compliance offices in Missouri, three compliance offices out of state (Chicago, Dallas, and New York), and employee presence in Georgia and California to promote compliance with Missouri's tax laws.

**2. What is the authorization for this program, i.e., federal or state statute, etc.? (Include the federal program number, if applicable.)**

Chapter 143, RSMo.

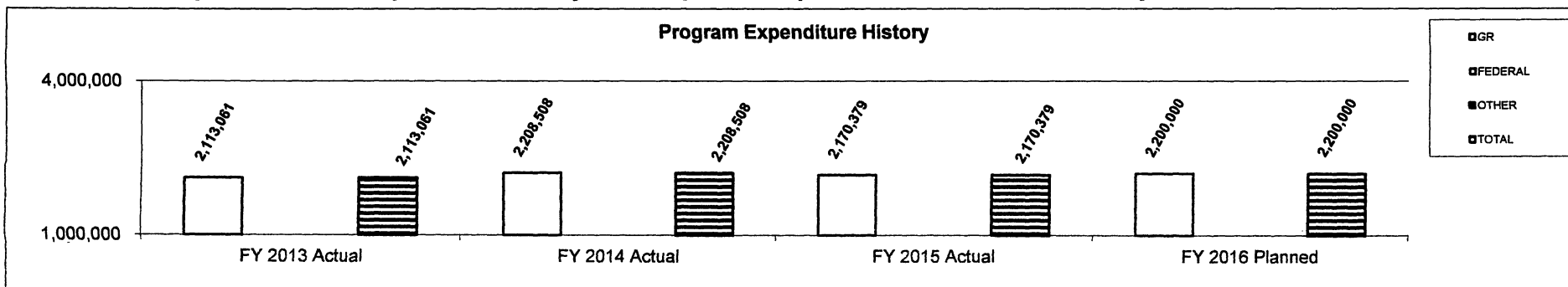
**3. Are there federal matching requirements? If yes, please explain.**

No

**4. Is this a federally mandated program? If yes, please explain.**

No

**5. Provide actual expenditures for the prior three fiscal years and planned expenditures for the current fiscal year.**



**PROGRAM DESCRIPTION**

<b>Department of Revenue</b>	<b>HB Section(s):</b> _____									
<b>Program Name - Corporate Tax</b>										
<b>Program is found in the following core budget(s): Taxation Division, Motor Vehicle and Driver License Division Administration Division, Legal Services Division, Postage</b>										
<b>6. What are the sources of the "Other " funds?</b>										
N/A										
Footnote - The FY 2013, FY 2014 and FY 2015 Actual and FY 2016 Planned expenditures do not include information technology costs that were consolidated in the Office of Administration in FY 2007										
<b>7a. Provide an effectiveness measure.</b>										
Revenue generated (millions) (net of refunds)										
	<table border="0" style="width:100%; border-collapse: collapse;"> <tr> <td align="center">FY 2013</td> <td align="center">FY 2014</td> <td align="center">FY 2015</td> </tr> <tr> <td align="center"><u>Actual</u></td> <td align="center"><u>Actual</u></td> <td align="center"><u>Actual</u></td> </tr> <tr> <td align="center">\$415.5</td> <td align="center">\$396.0</td> <td align="center">\$435.0</td> </tr> </table>	FY 2013	FY 2014	FY 2015	<u>Actual</u>	<u>Actual</u>	<u>Actual</u>	\$415.5	\$396.0	\$435.0
FY 2013	FY 2014	FY 2015								
<u>Actual</u>	<u>Actual</u>	<u>Actual</u>								
\$415.5	\$396.0	\$435.0								
<b>7b. Provide an efficiency measure.</b>										
N/A										
<b>7c. Provide the number of clients/individuals served, if applicable.</b>										
Number of returns processed										
	<table border="0" style="width:100%; border-collapse: collapse;"> <tr> <td align="center">FY 2013</td> <td align="center">FY 2014</td> <td align="center">FY 2015</td> </tr> <tr> <td align="center"><u>Actual</u></td> <td align="center"><u>Actual</u></td> <td align="center"><u>Actual</u></td> </tr> <tr> <td align="center">164,167</td> <td align="center">171,264</td> <td align="center">148,798</td> </tr> </table>	FY 2013	FY 2014	FY 2015	<u>Actual</u>	<u>Actual</u>	<u>Actual</u>	164,167	171,264	148,798
FY 2013	FY 2014	FY 2015								
<u>Actual</u>	<u>Actual</u>	<u>Actual</u>								
164,167	171,264	148,798								
<b>7d. Provide a customer satisfaction measure, if available.</b>										
N/A										

**PROGRAM DESCRIPTION**

<b>Department of Revenue</b>					<b>HB Section(s):</b> _____
<b>Program Name - Fuel Tax</b>					
<b>Program is found in the following core budget(s): Taxation Division, Administration Division, Legal Services Division, Postage</b>					
	<b>Taxation</b>	<b>Admin</b>	<b>Legal</b>	<b>Postage</b>	<b>Total</b>
<b>GR</b>					
<b>FEDERAL</b>			41,955		41,955
<b>OTHER</b>	235,160	64,513	-	5,644	305,317
<b>TOTAL</b>	235,160	64,513	41,955	5,644	347,272

**1. What does this program do?**

The Fuel Tax Program collects and administers the tax on the sale of motor fuel (gasoline, diesel, and blends) paid by fuel suppliers and distributors and passed on to the final consumer. The tax rate, authorized by Section 142.803, RSMo, is 17 cents per gallon. The business tax area provides technical support, maintains account information, and assists taxpayers with account resolution and delinquent collections.

**2. What is the authorization for this program, i.e., federal or state statute, etc.? (Include the federal program number, if applicable.)**

Chapter 142, RSMo.

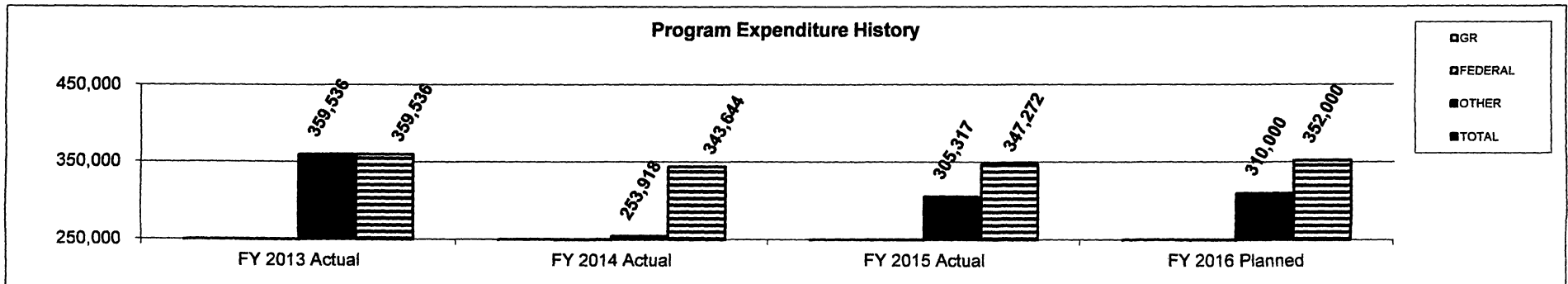
**3. Are there federal matching requirements? If yes, please explain.**

No

**4. Is this a federally mandated program? If yes, please explain.**

No

**5. Provide actual expenditures for the prior three fiscal years and planned expenditures for the current fiscal year.**



**PROGRAM DESCRIPTION**

<b>Department of Revenue</b>	<b>HB Section(s):</b> _____																								
<b>Program Name - Fuel Tax</b>																									
<b>Program is found in the following core budget(s): Taxation Division, Administration Division, Legal Services Division, Postage</b>																									
<b>6. What are the sources of the "Other " funds?</b>																									
State Highways and Transportation Department Fund (0644)																									
Footnote - The FY 2013, FY 2014 and FY 2015 Actual and FY 2016 Planned expenditures do not include information technology costs that were consolidated in the Office of Administration in FY 2007.																									
<b>7a. Provide an effectiveness measure.</b>																									
Revenue generated (millions) (before refunds)																									
	<table border="0" style="width:100%;"> <tr> <td align="center">FY 2013</td> <td align="center">FY 2014</td> <td align="center">FY 2015</td> </tr> <tr> <td align="center">Actual</td> <td align="center">Actual</td> <td align="center">Actual</td> </tr> <tr> <td align="center">-----</td> <td align="center">-----</td> <td align="center">-----</td> </tr> <tr> <td align="center">\$708.2</td> <td align="center">\$704.9</td> <td align="center">\$704.8</td> </tr> </table>	FY 2013	FY 2014	FY 2015	Actual	Actual	Actual	-----	-----	-----	\$708.2	\$704.9	\$704.8												
FY 2013	FY 2014	FY 2015																							
Actual	Actual	Actual																							
-----	-----	-----																							
\$708.2	\$704.9	\$704.8																							
<b>7b. Provide an efficiency measure.</b>																									
Number of days from receipt to deposit																									
	<table border="0" style="width:100%;"> <tr> <td align="center">FY 2013</td> <td align="center">FY 2014</td> <td align="center">FY 2015</td> </tr> <tr> <td align="center">Actual</td> <td align="center">Actual</td> <td align="center">Actual</td> </tr> <tr> <td align="center">-----</td> <td align="center">-----</td> <td align="center">-----</td> </tr> <tr> <td align="center">1.0</td> <td align="center">1.0</td> <td align="center">1.0</td> </tr> </table>	FY 2013	FY 2014	FY 2015	Actual	Actual	Actual	-----	-----	-----	1.0	1.0	1.0												
FY 2013	FY 2014	FY 2015																							
Actual	Actual	Actual																							
-----	-----	-----																							
1.0	1.0	1.0																							
<b>7c. Provide the number of clients/individuals served, if applicable.</b>																									
Number of returns filed																									
	<table border="0" style="width:100%;"> <tr> <td></td> <td align="center">FY 2013</td> <td align="center">FY 2014</td> <td align="center">FY 2015</td> </tr> <tr> <td></td> <td align="center">Actual</td> <td align="center">Actual</td> <td align="center">Actual</td> </tr> <tr> <td></td> <td align="center">-----</td> <td align="center">-----</td> <td align="center">-----</td> </tr> <tr> <td>Paper</td> <td align="center">7,043</td> <td align="center">7,044</td> <td align="center">6,897</td> </tr> <tr> <td>EDI</td> <td align="center">1,667</td> <td align="center">1,702</td> <td align="center">2,009</td> </tr> <tr> <td>Total</td> <td align="center">8,710</td> <td align="center">8,746</td> <td align="center">8,906</td> </tr> </table>		FY 2013	FY 2014	FY 2015		Actual	Actual	Actual		-----	-----	-----	Paper	7,043	7,044	6,897	EDI	1,667	1,702	2,009	Total	8,710	8,746	8,906
	FY 2013	FY 2014	FY 2015																						
	Actual	Actual	Actual																						
	-----	-----	-----																						
Paper	7,043	7,044	6,897																						
EDI	1,667	1,702	2,009																						
Total	8,710	8,746	8,906																						
<b>7d. Provide a customer satisfaction measure, if available.</b>																									
N/A																									

**PROGRAM DESCRIPTION**

<b>Department of Revenue</b>						<b>HB Section(s):</b> _____
<b>Program Name - Personal Tax</b>						
<b>Program is found in the following core budget(s): Taxation Division, Motor Vehicle and Driver License Division, Administration Division, Legal Services Division, Postage</b>						
	<b>Taxation</b>	<b>MV/DL</b>	<b>Admin</b>	<b>Legal</b>	<b>Postage</b>	<b>Total</b>
<b>GR</b>	<b>6,419,731</b>	<b>0</b>	<b>872,961</b>	<b>707,305</b>	<b>3,382,602</b>	<b>11,382,599</b>
<b>Federal</b>						<b>0</b>
<b>Other</b>						<b>0</b>
<b>Total</b>	<b>6,419,731</b>	<b>0</b>	<b>872,961</b>	<b>707,305</b>	<b>3,382,602</b>	<b>11,382,599</b>

**1. What does this program do?**

The Personal Tax Program administers and collects individual income tax primarily on the taxable income of Missouri residents. The Department also collects income tax on taxable income earned in Missouri by non-residents. Section 143.011, RSMo, authorizes the tax, a graduated rate from 1.5 percent to 6 percent of taxable income. Program staff implements, processes, and collects individual income taxes, refunds overpayments, processes registrations, and maintains certain records related to businesses that must report withholding of income taxes. The Department's collection staff provides technical support, maintains account information, assists with account resolution and collection activities, and aids delinquent taxpayers in resolving accounts. The staff handles lien filing, refers collection cases to local prosecuting attorneys, and makes referrals to collection agencies.

**2. What is the authorization for this program, i.e., federal or state statute, etc.? (Include the federal program number, if applicable.)**

Chapter 143, RSMo.

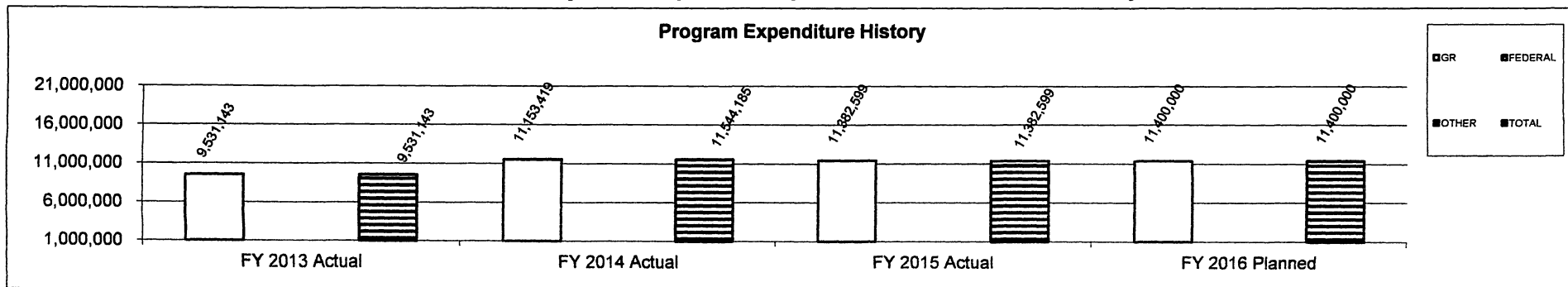
**3. Are there federal matching requirements? If yes, please explain.**

No

**4. Is this a federally mandated program? If yes, please explain.**

No

**5. Provide actual expenditures for the prior three fiscal years and planned expenditures for the current fiscal year.**





**PROGRAM DESCRIPTION**

**Department of Revenue** \_\_\_\_\_ **HB Section(s):** \_\_\_\_\_

**Program Name - Personal Tax**

**Program is found in the following core budget(s): Taxation Division, Motor Vehicle and Driver License Division, Administration Division, Legal Services Division, Postage**

**6. What are the sources of the "Other " funds?**

N/A

Footnote - The FY2013, FY2014 and FY2015 Actual and FY2016 Planned expenditures do not include information technology costs that were consolidated in the Office of Administration in FY2007.

**7a. Provide an effectiveness measure.**

Revenue generated (net of refunds) (in billions)

	FY 2013	FY 2014	FY 2015
	Actual	Actual	Actual
	\$5.4	\$5.4	\$5.9

**7b. Provide an efficiency measure.**

N/A

**7c. Provide the number of clients/individuals served, if applicable.**

Number of individual income tax returns processed (in millions)

	FY 2013	FY 2014	FY 2015
	Actual	Actual	Actual
Total	2.97	2.85	3.00
Paper	0.69	0.56	0.55
Electronic	2.25	2.29	2.45

**7d. Provide a customer satisfaction measure, if available.**

N/A

**PROGRAM DESCRIPTION**

<b>Department of Revenue</b>						<b>HB Section(s): _____</b>
<b>Program Name - Property Tax Credit</b>						
<b>Program is found in the following core budget(s): Taxation Division, Motor Vehicle and Driver License Division, Administration Division, Legal Services Division. Postage</b>						
	<b>Taxation</b>	<b>MV/DL</b>	<b>Admin</b>	<b>Legal</b>	<b>Postage</b>	<b>Total</b>
<b>GR</b>	<b>658,679</b>	<b>0</b>	<b>45,962</b>	<b>6,271</b>	<b>30,129</b>	<b>741,041</b>
<b>Federal</b>						<b>0</b>
<b>Other</b>						<b>0</b>
<b>Total</b>	<b>658,679</b>	<b>0</b>	<b>45,962</b>	<b>6,271</b>	<b>30,129</b>	<b>741,041</b>

**1. What does this program do?**

The Property Tax Credit (PTC) Program was established in Chapter 135 by the General Assembly in 1973. Persons are eligible to file a PTC claim under Sections 135.010 to 135.035, RSMo, if they meet all of the qualifications outlined in these sections. The PTC is a credit allowed to offset the cost of property taxes or rent paid on property subject to property tax by taxpayers who meet the household income limitations and are either 65 years of age or older, 100 percent disabled as a result of military service, 100 percent disabled, or has reached the age of 60 on or before the last day of the calendar year and is receiving surviving spouse Social Security benefits.

**2. What is the authorization for this program, i.e., federal or state statute, etc.? (Include the federal program number, if applicable.)**

Sections 135.010 to 135.035, RSMo.

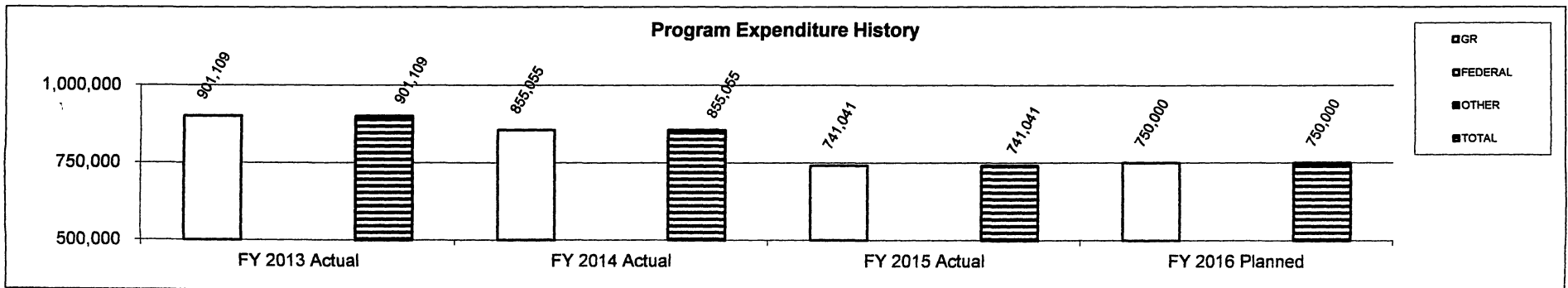
**3. Are there federal matching requirements? If yes, please explain.**

No

**4. Is this a federally mandated program? If yes, please explain.**

No

**5. Provide actual expenditures for the prior three fiscal years and planned expenditures for the current fiscal year.**



**PROGRAM DESCRIPTION**

**Department of Revenue** **HB Section(s):** \_\_\_\_\_

**Program Name - Property Tax Credit**

**Program is found in the following core budget(s): Taxation Division, Motor Vehicle and Driver License Division, Administration Division, Legal Services Division, Postage**

**6. What are the sources of the "Other " funds?**

N/A

Footnote - The FY 2013, FY 2014 and FY 2015 Actual and FY 2016 Planned expenditures do not include information technology costs that were consolidated in the Office of Administration in FY 2007

**7a. Provide an effectiveness measure.**

N/A

**7b. Provide an efficiency measure.**

Number of days to process claims

	FY 2013 Actual	FY 2014 Actual	FY 2015 Actual
Paper	3.14	2.98	3.82
Electronic	3.14	2.98	3.82

**7c. Provide the number of clients/individuals served, if applicable.**

Number of claims processed

	FY 2013 Actual	FY 2014 Actual	FY 2015 Actual
	256,919	249,751	238,050

**7d. Provide a customer satisfaction measure, if available.**

N/A

**NEW DECISION ITEM**  
**RANK: 5 OF 10**

<b>Department of Revenue</b>	<b>Budget Unit 86115C</b>
<b>Taxation Division</b>	
<b>DI Name - Fraud Deterrence</b>	<b>DI# 1860001</b>
	<b>House Bill</b>

**1. AMOUNT OF REQUEST**

	FY 2017 Budget Request					FY 2017 Governor's Recommendation			
	GR	Federal	Other	Total		GR	Federal	Other	Total
<b>PS</b>	312,479	0	0	312,479	<b>PS</b>	312,479	0	0	312,479
<b>EE</b>	1,821,688	0	0	1,821,688	<b>EE</b>	1,821,688	0	0	1,821,688
<b>PSD</b>	0	0	0	0	<b>PSD</b>	0	0	0	0
<b>TRF</b>	0	0	0	0	<b>TRF</b>	0	0	0	0
<b>Total</b>	<b>2,134,167</b>	<b>0</b>	<b>0</b>	<b>2,134,167</b>	<b>Total</b>	<b>2,134,167</b>	<b>0</b>	<b>0</b>	<b>2,134,167</b>
<b>FTE</b>	<b>11.00</b>	<b>0.00</b>	<b>0.00</b>	<b>11.00</b>	<b>FTE</b>	<b>11.00</b>	<b>0.00</b>	<b>0.00</b>	<b>11.00</b>

<b>Est. Fringe</b>	194,269	0	0	194,269
--------------------	---------	---	---	---------

*Note: Fringes budgeted in House Bill 5 except for certain fringes budgeted directly to MoDOT, Highway Patrol, and Conservation.*

<b>Est. Fringe</b>	194,269	0	0	194,269
--------------------	---------	---	---	---------

*Note: Fringes budgeted in House Bill 5 except for certain fringes budgeted directly to MoDOT, Highway Patrol, and Conservation.*

Other Funds:

Other Funds:

**2. THIS REQUEST CAN BE CATEGORIZED AS:**

<input type="checkbox"/> New Legislation	<input type="checkbox"/> New Program	<input type="checkbox"/> Fund Switch
<input type="checkbox"/> Federal Mandate	<input type="checkbox"/> Program Expansion	<input type="checkbox"/> Cost to Continue
<input type="checkbox"/> GR Pick-Up	<input type="checkbox"/> Space Request	<input type="checkbox"/> Equipment Replacement
<input type="checkbox"/> Pay Plan	<input checked="" type="checkbox"/> Other:	

**3. WHY IS THIS FUNDING NEEDED? PROVIDE AN EXPLANATION FOR ITEMS CHECKED IN #2. INCLUDE THE FEDERAL OR STATE STATUTORY OR CONSTITUTIONAL AUTHORIZATION FOR THIS PROGRAM.**

During Calendar Year 2014, the Taxation Division denied 26,237 fraudulent claims for individual income tax refund or property tax credit in the amount of \$39.9 million. For Calendar Year 2015 to date, 50,103 fraudulent claims for \$83 million have been denied. The Taxation Division believes there is more fraud going undetected because of limited resources.

**NEW DECISION ITEM**

RANK:     5     OF    10   

<b>Department of Revenue</b>	<b>Budget Unit</b> <u>  86115C  </u>
<b>Taxation Division</b>	
<b>DI Name - Fraud Deterrence</b>	<b>DI#</b> <u> 1860001 </u>
	<b>House Bill</b> _____

The Department requests core funding to reduce the amount of fraudulent refunds by the following measures:

- > analyze data to improve detection of fraudulent filings and to thoroughly review claims before the issuance of a refund;
- > issue a paper refund check if a state return is not linked to a federal return (unlinked returns are more than nine times as likely as linked returns to be fraudulent);
- > issue a paper refund check to individuals that are filing a Missouri income tax return for the first time (approximately 35% of all fraudulent refunds were submitted by individuals filing for the first time);
- > develop a Missouri identity theft PIN that can be used when an individual self-reports that the individual was a victim of identity theft or if the Department identifies that a fraudulent return was filed on a legitimate account;
- > partner with Lexis/Nexis to validate identities for scoring purposes (validation letters will be sent for high risk returns and will require an individual to answer questions to validate the individual's identity online or by telephone).

**4. DESCRIBE THE DETAILED ASSUMPTIONS USED TO DERIVE THE SPECIFIC REQUESTED AMOUNT. (How did you determine that the requested number of FTE were appropriate? From what source or standard did you derive the requested levels of funding? Were alternatives such as outsourcing or automation considered? If based on new legislation, does request tie to TAFP fiscal note? If not, explain why. Detail which portions of the request are one-times and how those amounts were calculated.)**

The Department's projected expenditures by measure for Fiscal Year 2017:

<b>Analyze data to improve detection of fraudulent filings</b>		
Revenue Processing Technicians/Management Analyst Specialist (8 FTE)		\$ 232,523
Expense & Equipment		<u>55,680</u>
		\$ 288,203
<b>Issuance of paper refund checks</b>		
Envelope, postage, check stock, bank processing cards		\$ 73,166
<b>Development of Missouri identity theft PIN</b>		
Envelope and postage costs		\$ 15,290

**NEW DECISION ITEM**

RANK: 5 OF 10

<b>Department of Revenue</b>	<b>Budget Unit</b> <u>86115C</u>
<b>Taxation Division</b>	
<b>DI Name - Fraud Deterrence</b>	<b>DI#</b> <u>1860001</u>
	<b>House Bill</b> _____

<b>Validate/Scoring of Identities</b>	
Tax Collection Technicians (3 FTE)	\$ 79,956
Envelope and postage costs	71,672
Professional Services	1,585,000
Other E&E	20,880
	<u>\$ 1,757,508</u>
<b>Total</b>	<b>\$ 2,134,167</b>

**5. BREAK DOWN THE REQUEST BY BUDGET OBJECT CLASS, JOB CLASS, AND FUND SOURCE. IDENTIFY ONE-TIME COSTS.**

Budget Object Class/Job Class	Dept Req GR DOLLARS	Dept Req GR FTE	Dept Req FED DOLLARS	Dept Req FED FTE	Dept Req OTHER DOLLARS	Dept Req OTHER FTE	Dept Req TOTAL DOLLARS	Dept Req TOTAL FTE	Dept Req One-Time DOLLARS
100 - Salaries and Wages - 000552	42,707	1.0					42,707	1.0	
100 - Salaries and Wages - 007606	79,956	3.0					79,956	3.0	
100 - Salaries and Wages - 007641	159,912	6.0					159,912	6.0	
100 - Salaries and Wages - 007643	29,904	1.0					29,904	1.0	
<b>Total PS</b>	<b>312,479</b>	<b>11.0</b>	<b>0</b>	<b>0.0</b>	<b>0</b>	<b>0.0</b>	<b>312,479</b>	<b>11.0</b>	<b>0</b>
190 - Supplies	236,688						236,688		
400 - Professional Services	1,585,000						1,585,000		
<b>Total EE</b>	<b>1,821,688</b>		<b>0</b>		<b>0</b>		<b>1,821,688</b>		<b>0</b>
Program Distributions							0		
<b>Total PSD</b>	<b>0</b>		<b>0</b>		<b>0</b>		<b>0</b>		<b>0</b>
Transfers									
<b>Total TRF</b>	<b>0</b>		<b>0</b>		<b>0</b>		<b>0</b>		<b>0</b>
<b>Grand Total</b>	<b>2,134,167</b>	<b>11.0</b>	<b>0</b>	<b>0.0</b>	<b>0</b>	<b>0.0</b>	<b>2,134,167</b>	<b>11.0</b>	<b>0</b>

**NEW DECISION ITEM**  
**RANK: 5 OF 10**

<b>Department of Revenue</b>		<b>Budget Unit 86115C</b>							
<b>Taxation Division</b>									
<b>DI Name - Fraud Deterrence</b>		<b>DI# 1860001</b>		<b>House Bill</b>					
	<b>Gov Rec</b>	<b>Gov Rec</b>	<b>Gov Rec</b>	<b>Gov Rec</b>	<b>Gov Rec</b>	<b>Gov Rec</b>	<b>Gov Rec</b>	<b>Gov Rec</b>	<b>Gov Rec</b>
	<b>GR</b>	<b>GR</b>	<b>FED</b>	<b>FED</b>	<b>OTHER</b>	<b>OTHER</b>	<b>TOTAL</b>	<b>TOTAL</b>	<b>One-Time</b>
<b>Budget Object Class/Job Class</b>	<b>DOLLARS</b>	<b>FTE</b>	<b>DOLLARS</b>	<b>FTE</b>	<b>DOLLARS</b>	<b>FTE</b>	<b>DOLLARS</b>	<b>FTE</b>	<b>DOLLARS</b>
							0	0.0	
100 - Salaries and Wages - 000552	42,707	1.0					42,707	1.0	
100 - Salaries and Wages - 007606	79,956	3.0					79,956	3.0	
100 - Salaries and Wages - 007641	159,912	6.0					159,912	6.0	
100 - Salaries and Wages - 007643	29,904	1.0					29,904	1.0	
<b>Total PS</b>	<b>312,479</b>	<b>11.0</b>	<b>0</b>	<b>0.0</b>	<b>0</b>	<b>0.0</b>	<b>312,479</b>	<b>11.0</b>	<b>0</b>
							0		
							0		
190-Supplies	236,688						236,688		
400-Professional Services	1,585,000						1,585,000		
<b>Total EE</b>	<b>1,821,688</b>		<b>0</b>		<b>0</b>		<b>1,821,688</b>		<b>0</b>
Program Distributions							0		
<b>Total PSD</b>	<b>0</b>		<b>0</b>		<b>0</b>		<b>0</b>		<b>0</b>
Transfers							0		
<b>Total TRF</b>	<b>0</b>		<b>0</b>		<b>0</b>		<b>0</b>		<b>0</b>
<b>Grand Total</b>	<b>2,134,167</b>	<b>11.0</b>	<b>0</b>	<b>0.0</b>	<b>0</b>	<b>0.0</b>	<b>2,134,167</b>	<b>11.0</b>	<b>0</b>

**NEW DECISION ITEM**  
RANK: 5 OF 10

<u>Department of Revenue</u>	<u>Budget Unit 86115C</u>
<u>Taxation Division</u>	
<u>DI Name - Fraud Deterrence</u>	<u>DI# 1860001</u>
	<u>House Bill</u>

**6. PERFORMANCE MEASURES (If new decision item has an associated core, separately identify projected performance with & without additional funding.)**

6a. Provide an effectiveness measure.

6b. Provide an efficiency measure.

6c. Provide the number of clients/individuals served, if applicable.

6d. Provide a customer satisfaction measure, if available.

**7. STRATEGIES TO ACHIEVE THE PERFORMANCE MEASUREMENT TARGETS:**



**DECISION ITEM DETAIL**

Budget Unit	FY 2015	FY 2015	FY 2016	FY 2016	FY 2017	FY 2017	FY 2017	FY 2017
Decision Item	ACTUAL	ACTUAL	BUDGET	BUDGET	DEPT REQ	DEPT REQ	GOV REC	GOV REC
Budget Object Class	DOLLAR	FTE	DOLLAR	FTE	DOLLAR	FTE	DOLLAR	FTE
<b>TAXATION DIVISION</b>								
<b>FRAUD DETERRENCE - 1860001</b>								
MANAGEMENT ANALYSIS SPEC I	0	0.00	0	0.00	42,707	1.00	42,707	1.00
TAX COLLECTION TECH I	0	0.00	0	0.00	79,956	3.00	79,956	3.00
REVENUE PROCESSING TECH I	0	0.00	0	0.00	159,912	6.00	159,912	6.00
REVENUE PROCESSING TECH III	0	0.00	0	0.00	29,904	1.00	29,904	1.00
<b>TOTAL - PS</b>	<b>0</b>	<b>0.00</b>	<b>0</b>	<b>0.00</b>	<b>312,479</b>	<b>11.00</b>	<b>312,479</b>	<b>11.00</b>
SUPPLIES	0	0.00	0	0.00	236,688	0.00	236,688	0.00
PROFESSIONAL SERVICES	0	0.00	0	0.00	1,585,000	0.00	1,585,000	0.00
<b>TOTAL - EE</b>	<b>0</b>	<b>0.00</b>	<b>0</b>	<b>0.00</b>	<b>1,821,688</b>	<b>0.00</b>	<b>1,821,688</b>	<b>0.00</b>
<b>GRAND TOTAL</b>	<b>\$0</b>	<b>0.00</b>	<b>\$0</b>	<b>0.00</b>	<b>\$2,134,167</b>	<b>11.00</b>	<b>\$2,134,167</b>	<b>11.00</b>
<b>GENERAL REVENUE</b>	<b>\$0</b>	<b>0.00</b>	<b>\$0</b>	<b>0.00</b>	<b>\$2,134,167</b>	<b>11.00</b>	<b>\$2,134,167</b>	<b>11.00</b>
<b>FEDERAL FUNDS</b>	<b>\$0</b>	<b>0.00</b>	<b>\$0</b>	<b>0.00</b>	<b>\$0</b>	<b>0.00</b>	<b>\$0</b>	<b>0.00</b>
<b>OTHER FUNDS</b>	<b>\$0</b>	<b>0.00</b>	<b>\$0</b>	<b>0.00</b>	<b>\$0</b>	<b>0.00</b>	<b>\$0</b>	<b>0.00</b>

**NEW DECISION ITEM**  
**RANK: 8 OF 10**

<b>Department of Revenue</b>	<b>Budget Unit 86115C</b>
<b>Taxation Division</b>	
<b>DI Name - Document Capture</b>	<b>DI# 1860002</b>
	<b>House Bill</b>

**1. AMOUNT OF REQUEST**

	FY 2017 Budget Request					FY 2017 Governor's Recommendation			
	GR	Federal	Other	Total		GR	Federal	Other	Total
PS	0	0	0	0	PS	0	0	0	0
EE	683,000	0	0	683,000	EE	0	0	0	0
PSD	0	0	0	0	PSD	0	0	0	0
TRF	0	0	0	0	TRF	0	0	0	0
<b>Total</b>	<b>683,000</b>	<b>0</b>	<b>0</b>	<b>683,000</b>	<b>Total</b>	<b>0</b>	<b>0</b>	<b>0</b>	<b>0</b>
FTE	0.00	0.00	0.00	0.00	FTE	0.00	0.00	0.00	0.00

<b>Est. Fringe</b>	0	0	0	0
--------------------	---	---	---	---

*Note: Fringes budgeted in House Bill 5 except for certain fringes budgeted directly to MoDOT, Highway Patrol, and Conservation.*

<b>Est. Fringe</b>	0	0	0	0
--------------------	---	---	---	---

*Note: Fringes budgeted in House Bill 5 except for certain fringes budgeted directly to MoDOT, Highway Patrol, and Conservation.*

Other Funds: \_\_\_\_\_ Other Funds: \_\_\_\_\_

**2. THIS REQUEST CAN BE CATEGORIZED AS:**

<input type="checkbox"/> New Legislation	<input type="checkbox"/> New Program	<input type="checkbox"/> Fund Switch
<input type="checkbox"/> Federal Mandate	<input type="checkbox"/> Program Expansion	<input type="checkbox"/> Cost to Continue
<input type="checkbox"/> GR Pick-Up	<input type="checkbox"/> Space Request	<input checked="" type="checkbox"/> Equipment Replacement
<input type="checkbox"/> Pay Plan	<input type="checkbox"/> Other: _____	

**3. WHY IS THIS FUNDING NEEDED? PROVIDE AN EXPLANATION FOR ITEMS CHECKED IN #2. INCLUDE THE FEDERAL OR STATE STATUTORY OR CONSTITUTIONAL AUTHORIZATION FOR THIS PROGRAM.**

The Department is requesting funding to purchase equipment to augment and replace older existing equipment. The purchase will include the necessary hardware, software and maintenance to support the additional scanning load as well as replace the current aging mid-level scanning solution. The current equipment will approach or exceed its life expectancy in Fiscal Year 2017. The Department estimates the new high-speed, high-volume automated scanners that reduce manual handling of documents and payments will increase processing throughput by approximately 35% (anticipated increase in scanned document volume is 780,000 multi page documents).

**NEW DECISION ITEM**  
**RANK: 8 OF 10**

<b>Department of Revenue</b>	<b>Budget Unit</b> <u>86115C</u>
<b>Taxation Division</b>	
<b>DI Name - Document Capture</b> <span style="float: right;"><b>DI# 1860002</b></span>	<b>House Bill</b> _____

In addition, check processing will be enhanced improving overall deposit time, decreasing manual effort, and allowing the division to fully utilize its existing Check 21 electronic deposit features.

Annual Individual Income Tax Deposits (Fiscal Year 2015) - \$1.8 billion  
 Annual Individual Income Payment Transactions (Fiscal Year 2015) - 1.7 million

**4. DESCRIBE THE DETAILED ASSUMPTIONS USED TO DERIVE THE SPECIFIC REQUESTED AMOUNT. (How did you determine that the requested number of FTE were appropriate? From what source or standard did you derive the requested levels of funding? Were alternatives such as outsourcing or automation considered? If based on new legislation, does request tie to TAFP fiscal note? If not, explain why. Detail which portions of the request are one-times and how those amounts were calculated.)**

The Department projects the cost for acquiring two high-speed scanners that will perform optical character recognition (OCR), image character recognition (ICR), check read capability and integration with existing deposit balancing and Check 21 electronic deposit functionality to be:

Scanning equipment and licenses (includes installation and setup)	\$600,000
Annual Maintenance	83,000
<b>Total</b>	<b>\$683,000</b>

**5. BREAK DOWN THE REQUEST BY BUDGET OBJECT CLASS, JOB CLASS, AND FUND SOURCE. IDENTIFY ONE-TIME COSTS.**

Budget Object Class/Job Class	Dept Req GR DOLLARS	Dept Req GR FTE	Dept Req FED DOLLARS	Dept Req FED FTE	Dept Req OTHER DOLLARS	Dept Req OTHER FTE	Dept Req TOTAL DOLLARS	Dept Req TOTAL FTE	Dept Req One-Time DOLLARS
<b>Total PS</b>	0	0.0	0	0.0	0	0.0	0	0.0	0
430 - Maintenance and Repair	83,000						83,000		
480 - Computer Equipment	600,000						600,000		600,000
<b>Total EE</b>	<b>683,000</b>		<b>0</b>		<b>0</b>		<b>683,000</b>		<b>600,000</b>
Program Distributions							0		
<b>Total PSD</b>	<b>0</b>		<b>0</b>		<b>0</b>		<b>0</b>		<b>0</b>
Transfers									
<b>Total TRF</b>	<b>0</b>		<b>0</b>		<b>0</b>		<b>0</b>		<b>0</b>
<b>Grand Total</b>	<b>683,000</b>	<b>0.0</b>	<b>0</b>	<b>0.0</b>	<b>0</b>	<b>0.0</b>	<b>683,000</b>	<b>0.0</b>	<b>600,000</b>

**NEW DECISION ITEM**

RANK: 8 OF 10

<b>Department of Revenue</b>		<b>Budget Unit 86115C</b>							
<b>Taxation Division</b>									
<b>DI Name - Document Capture</b>		<b>DI# 1860002</b>		<b>House Bill</b>					
<b>Budget Object Class/Job Class</b>	<b>Gov Rec GR DOLLARS</b>	<b>Gov Rec GR FTE</b>	<b>Gov Rec FED DOLLARS</b>	<b>Gov Rec FED FTE</b>	<b>Gov Rec OTHER DOLLARS</b>	<b>Gov Rec OTHER FTE</b>	<b>Gov Rec TOTAL DOLLARS</b>	<b>Gov Rec TOTAL FTE</b>	<b>Gov Rec One-Time DOLLARS</b>
<b>Total PS</b>	<u>0</u>	<u>0.0</u>	<u>0</u>	<u>0.0</u>	<u>0</u>	<u>0.0</u>	<u>0</u>	<u>0.0</u>	<u>0</u>
<b>Total EE</b>	<u>0</u>		<u>0</u>		<u>0</u>		<u>0</u>		<u>0</u>
<b>Program Distributions</b>							<u>0</u>		
<b>Total PSD</b>	<u>0</u>		<u>0</u>		<u>0</u>		<u>0</u>		<u>0</u>
<b>Transfers</b>									
<b>Total TRF</b>	<u>0</u>		<u>0</u>		<u>0</u>		<u>0</u>		<u>0</u>
<b>Grand Total</b>	<u>0</u>	<u>0.0</u>	<u>0</u>	<u>0.0</u>	<u>0</u>	<u>0.0</u>	<u>0</u>	<u>0.0</u>	<u>0</u>

**NEW DECISION ITEM**

RANK: 8 OF 10

Department of Revenue	Budget Unit	86115C
Taxation Division		
DI Name - Document Capture	DI#	1860002
	House Bill	

**6. PERFORMANCE MEASURES (If new decision item has an associated core, separately identify projected performance with & without additional funding.)**

6a. Provide an effectiveness measure.

6b. Provide an efficiency measure.

6c. Provide the number of clients/individuals served, if applicable.

6d. Provide a customer satisfaction measure, if available.

**7. STRATEGIES TO ACHIEVE THE PERFORMANCE MEASUREMENT TARGETS:**

**DECISION ITEM DETAIL**

Budget Unit	FY 2015	FY 2015	FY 2016	FY 2016	FY 2017	FY 2017	FY 2017	FY 2017
Decision Item	ACTUAL	ACTUAL	BUDGET	BUDGET	DEPT REQ	DEPT REQ	GOV REC	GOV REC
Budget Object Class	DOLLAR	FTE	DOLLAR	FTE	DOLLAR	FTE	DOLLAR	FTE
<b>TAXATION DIVISION</b>								
<b>DOC CAPTURE REMITTANCE EQUIP - 1860002</b>								
M&R SERVICES	0	0.00	0	0.00	83,000	0.00	0	0.00
COMPUTER EQUIPMENT	0	0.00	0	0.00	600,000	0.00	0	0.00
<b>TOTAL - EE</b>	<b>0</b>	<b>0.00</b>	<b>0</b>	<b>0.00</b>	<b>683,000</b>	<b>0.00</b>	<b>0</b>	<b>0.00</b>
<b>GRAND TOTAL</b>	<b>\$0</b>	<b>0.00</b>	<b>\$0</b>	<b>0.00</b>	<b>\$683,000</b>	<b>0.00</b>	<b>\$0</b>	<b>0.00</b>
<b>GENERAL REVENUE</b>	<b>\$0</b>	<b>0.00</b>	<b>\$0</b>	<b>0.00</b>	<b>\$683,000</b>	<b>0.00</b>		<b>0.00</b>
<b>FEDERAL FUNDS</b>	<b>\$0</b>	<b>0.00</b>	<b>\$0</b>	<b>0.00</b>	<b>\$0</b>	<b>0.00</b>		<b>0.00</b>
<b>OTHER FUNDS</b>	<b>\$0</b>	<b>0.00</b>	<b>\$0</b>	<b>0.00</b>	<b>\$0</b>	<b>0.00</b>		<b>0.00</b>

**DECISION ITEM SUMMARY**

Budget Unit									
Decision Item	FY 2015	FY 2015	FY 2016	FY 2016	FY 2017	FY 2017	FY 2017	FY 2017	FY 2017
Budget Object Summary	ACTUAL	ACTUAL	BUDGET	BUDGET	DEPT REQ	DEPT REQ	GOV REC	GOV REC	GOV REC
Fund	DOLLAR	FTE	DOLLAR	FTE	DOLLAR	FTE	DOLLAR	FTE	FTE
<b>INTEGRATED TAX SYSTEM</b>									
<b>CORE</b>									
<b>EXPENSE &amp; EQUIPMENT</b>									
GENERAL REVENUE	8,293,123	0.00	13,000,000	0.00	13,000,000	0.00	13,000,000	0.00	0.00
TOTAL - EE	8,293,123	0.00	13,000,000	0.00	13,000,000	0.00	13,000,000	0.00	0.00
<b>TOTAL</b>	<b>8,293,123</b>	<b>0.00</b>	<b>13,000,000</b>	<b>0.00</b>	<b>13,000,000</b>	<b>0.00</b>	<b>13,000,000</b>	<b>0.00</b>	<b>0.00</b>
<b>GRAND TOTAL</b>	<b>\$8,293,123</b>	<b>0.00</b>	<b>\$13,000,000</b>	<b>0.00</b>	<b>\$13,000,000</b>	<b>0.00</b>	<b>\$13,000,000</b>	<b>0.00</b>	<b>0.00</b>

**CORE DECISION ITEM**

<b>Department of Revenue</b>	<b>Budget Unit</b>	<b>86116C</b>
<b>Taxation Division</b>		
<b>Core - Integrated Tax System</b>	<b>HB Section</b>	<b>4.010</b>

**1. CORE FINANCIAL SUMMARY**

	FY 2017 Budget Request			
	GR	Federal	Other	Total
PS	0	0	0	0
EE	13,000,000	0	0	13,000,000
PSD	0	0	0	0
TRF	0	0	0	0
<b>Total</b>	<b>13,000,000</b>	<b>0</b>	<b>0</b>	<b>13,000,000</b>

FTE                                      0.00                      0.00                      0.00                      0.00

<b>Est. Fringe</b>	0	0	0	0
--------------------	---	---	---	---

*Note: Fringes budgeted in House Bill 5 except for certain fringes budgeted directly to MoDOT, Highway Patrol, and Conservation.*

Other Funds:

	FY 2017 Governor's Recommendation			
	GR	Federal	Other	Total
PS	0	0	0	0
EE	13,000,000	0	0	13,000,000
PSD	0	0	0	0
TRF	0	0	0	0
<b>Total</b>	<b>13,000,000</b>	<b>0</b>	<b>0</b>	<b>13,000,000</b>

FTE                                      0.00                      0.00                      0.00                      0.00

<b>Est. Fringe</b>	0	0	0	0
--------------------	---	---	---	---

*Note: Fringes budgeted in House Bill 5 except for certain fringes budgeted directly to MoDOT, Highway Patrol, and Conservation.*

Other Funds:

**2. CORE DESCRIPTION**

The Department of Revenue collects approximately \$8 billion in general revenue and \$1 billion in highway related revenue annually using a mixture of largely 20-30 year old mainframe and pc software systems. Communication between systems is severely limited. Additionally, the systems are difficult to modify for legislative changes, efficiencies, and collection enhancements.

The Department awarded a 5-year contract for \$73,068,294 in February 2012 for implementation of an integrated system. The Department and contractor originally projected additional revenues for the first 5 years of \$217 million, but have revised that projection to \$227 million. Under the contract, the Department only pays for accepted deliverables when the state has received sufficient benefits to pay for it. By contract, 50 percent of the first \$20 million generated in benefits is available for payment to the vendor for accepted deliverables; 75 percent is available for payment to the vendor thereafter up to the fixed price of the contract. As of December 2015, the state has recognized \$258.9 million in benefits and paid the contractor \$50.4 million.

Release 1 was implemented ahead of schedule in February 2014 and included registration, return and refund processing, taxpayer accounting, and financial and billings for tire and battery fees. While a small tax, this release touched on all aspects of the system and established the framework, including hardware and software for Release 2 in and Release 3. Release 2 is for sales and use taxes, corporate income and franchise taxes, and withholding tax, as well as the business electronic services portal. Release 3 will conclude the project with the implementation of individual income tax and property tax credit along with expanding the portal for individuals. The planned implementation date for Release 2 was January 2016 and the planned implementation date for Release 3 was January 2017.



**CORE DECISION ITEM**

<b>Department of Revenue</b>	<b>Budget Unit</b> <u>86116C</u>
<b>Taxation Division</b>	
<b>Core - Integrated Tax System</b>	<b>HB Section</b> <u>4.010</u>

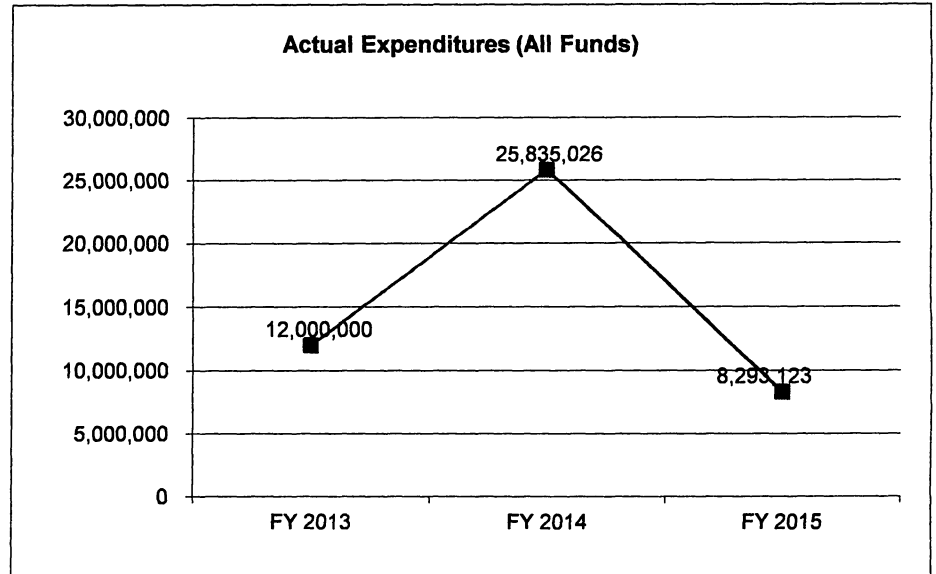
In May, 2015, the Missouri General Assembly passed legislation providing for a tax amnesty to be administered between September 1 and November 31, 2015. In order to implement the necessary changes to legacy applications and to administer the amnesty program, DOR and ITSD resources associated with the Integrated Revenue System project spent time away from the project. This required DOR to delay Release 2 and Release 3 respective implementation dates to July 2016 and September 2017. The delay in implementation will increase the overall cost by approximately \$4.2 million and will extend the contract into FY18.

**3. PROGRAM LISTING (list programs included in this core funding)**

Sales Tax Program	Personal Tax Program
Corporate Tax Program	Property Tax Program

**4. FINANCIAL HISTORY**

	<b>FY 2013 Actual</b>	<b>FY 2014 Actual</b>	<b>FY 2015 Actual</b>	<b>FY 2016 Current Yr.</b>
Appropriation (All Funds)	12,000,000	29,200,000	13,000,000	13,000,000
Less Reverted (All Funds)	0	0	(390,000)	0
Less Restricted (All Funds)	0	0	0	0
Budget Authority (All Funds)	12,000,000	29,200,000	12,610,000	13,000,000
Actual Expenditures (All Funds)	12,000,000	25,835,026	8,293,123	0
Unexpended (All Funds)	0	3,364,974	4,316,877	13,000,000
Unexpended, by Fund:				
General Revenue	0	3,364,974	4,316,877	0
Federal	0	0	0	0
Other	0	0	0	0



Reverted includes the statutory three-percent reserve amount (when applicable).

Restricted includes any Governor's Expenditure Restrictions which remained at the end of the fiscal year (when applicable).

**NOTES:**

**CORE RECONCILIATION DETAIL**

**DEPARTMENT OF REVENUE  
INTEGRATED TAX SYSTEM**

**5. CORE RECONCILIATION DETAIL**

	<b>Budget Class</b>	<b>FTE</b>	<b>GR</b>	<b>Federal</b>	<b>Other</b>	<b>Total</b>	<b>Explanation</b>
<b>TAFP AFTER VETOES</b>							
	EE	0.00	13,000,000	0	0	13,000,000	
	<b>Total</b>	<b>0.00</b>	<b>13,000,000</b>	<b>0</b>	<b>0</b>	<b>13,000,000</b>	
<b>DEPARTMENT CORE REQUEST</b>							
	EE	0.00	13,000,000	0	0	13,000,000	
	<b>Total</b>	<b>0.00</b>	<b>13,000,000</b>	<b>0</b>	<b>0</b>	<b>13,000,000</b>	
<b>GOVERNOR'S RECOMMENDED CORE</b>							
	EE	0.00	13,000,000	0	0	13,000,000	
	<b>Total</b>	<b>0.00</b>	<b>13,000,000</b>	<b>0</b>	<b>0</b>	<b>13,000,000</b>	

**DECISION ITEM DETAIL**

Budget Unit	FY 2015	FY 2015	FY 2016	FY 2016	FY 2017	FY 2017	FY 2017	FY 2017
Decision Item	ACTUAL	ACTUAL	BUDGET	BUDGET	DEPT REQ	DEPT REQ	GOV REC	GOV REC
Budget Object Class	DOLLAR	FTE	DOLLAR	FTE	DOLLAR	FTE	DOLLAR	FTE
<b>INTEGRATED TAX SYSTEM</b>								
<b>CORE</b>								
PROFESSIONAL SERVICES	8,293,123	0.00	13,000,000	0.00	13,000,000	0.00	13,000,000	0.00
TOTAL - EE	8,293,123	0.00	13,000,000	0.00	13,000,000	0.00	13,000,000	0.00
<b>GRAND TOTAL</b>	<b>\$8,293,123</b>	<b>0.00</b>	<b>\$13,000,000</b>	<b>0.00</b>	<b>\$13,000,000</b>	<b>0.00</b>	<b>\$13,000,000</b>	<b>0.00</b>
GENERAL REVENUE	\$8,293,123	0.00	\$13,000,000	0.00	\$13,000,000	0.00	\$13,000,000	0.00
FEDERAL FUNDS	\$0	0.00	\$0	0.00	\$0	0.00	\$0	0.00
OTHER FUNDS	\$0	0.00	\$0	0.00	\$0	0.00	\$0	0.00

# **MOTOR VEHICLE AND DRIVER LICENSING DIVISION**

**DECISION ITEM SUMMARY**

Budget Unit	FY 2015	FY 2015	FY 2016	FY 2016	FY 2017	FY 2017	FY 2017	FY 2017
Decision Item	ACTUAL	ACTUAL	BUDGET	BUDGET	DEPT REQ	DEPT REQ	GOV REC	GOV REC
Budget Object Summary	DOLLAR	FTE	DOLLAR	FTE	DOLLAR	FTE	DOLLAR	FTE
Fund	DOLLAR	FTE	DOLLAR	FTE	DOLLAR	FTE	DOLLAR	FTE
<b>MOTOR VEH &amp; DRIVER LICENSING</b>								
<b>CORE</b>								
<b>PERSONAL SERVICES</b>								
GENERAL REVENUE	311,982	9.64	368,851	22.05	368,851	22.05	368,851	22.05
DEPT OF REVENUE	0	0.00	2,695	0.00	2,695	0.00	2,695	0.00
MOTOR VEHICLE COMMISSION	190,056	6.87	194,853	10.00	194,853	10.00	194,853	10.00
DEP OF REVENUE SPECIALTY PLATE	0	0.00	6,796	0.00	6,796	0.00	6,796	0.00
TOTAL - PS	502,038	16.51	573,195	32.05	573,195	32.05	573,195	32.05
<b>EXPENSE &amp; EQUIPMENT</b>								
GENERAL REVENUE	227,392	0.00	280,232	0.00	280,232	0.00	280,232	0.00
DEPT OF REVENUE	0	0.00	160,776	0.00	160,776	0.00	160,776	0.00
MOTOR VEHICLE COMMISSION	41,056	0.00	245,840	0.00	245,840	0.00	245,840	0.00
DEP OF REVENUE SPECIALTY PLATE	0	0.00	9,953	0.00	9,953	0.00	9,953	0.00
TOTAL - EE	268,448	0.00	696,801	0.00	696,801	0.00	696,801	0.00
<b>TOTAL</b>	<b>770,486</b>	<b>16.51</b>	<b>1,269,996</b>	<b>32.05</b>	<b>1,269,996</b>	<b>32.05</b>	<b>1,269,996</b>	<b>32.05</b>
<b>Pay Plan - 0000012</b>								
<b>PERSONAL SERVICES</b>								
GENERAL REVENUE	0	0.00	0	0.00	0	0.00	7,377	0.00
DEPT OF REVENUE	0	0.00	0	0.00	0	0.00	54	0.00
MOTOR VEHICLE COMMISSION	0	0.00	0	0.00	0	0.00	3,897	0.00
DEP OF REVENUE SPECIALTY PLATE	0	0.00	0	0.00	0	0.00	136	0.00
TOTAL - PS	0	0.00	0	0.00	0	0.00	11,464	0.00
<b>TOTAL</b>	<b>0</b>	<b>0.00</b>	<b>0</b>	<b>0.00</b>	<b>0</b>	<b>0.00</b>	<b>11,464</b>	<b>0.00</b>
<b>GRAND TOTAL</b>	<b>\$770,486</b>	<b>16.51</b>	<b>\$1,269,996</b>	<b>32.05</b>	<b>\$1,269,996</b>	<b>32.05</b>	<b>\$1,281,460</b>	<b>32.05</b>

THIS PAGE INTENTIONALLY LEFT BLANK.

**CORE DECISION ITEM**

<b>Department of Revenue</b>	<b>Budget Unit</b>	<b>86120C</b>
<b>Motor Vehicle and Driver Licensing Division</b>		
<b>Core - Motor Vehicle and Driver License</b>	<b>HB Section</b>	<b>4.015</b>

**1. CORE FINANCIAL SUMMARY**

	FY 2017 Budget Request					FY 2017 Governor's Recommendation			
	GR	Federal	Other	Total		GR	Federal	Other	Total
PS	368,851	2,695	201,649	573,195	PS	368,851	2,695	201,649	573,195
EE	280,232	160,776	255,793	696,801	EE	280,232	160,776	255,793	696,801
PSD	0	0	0	0	PSD	0	0	0	0
TRF	0	0	0	0	TRF	0	0	0	0
<b>Total</b>	<b>649,083</b>	<b>163,471</b>	<b>457,442</b>	<b>1,269,996</b>	<b>Total</b>	<b>649,083</b>	<b>163,471</b>	<b>457,442</b>	<b>1,269,996</b>
<b>FTE</b>	<b>22.05</b>	<b>0.00</b>	<b>10.00</b>	<b>32.05</b>	<b>FTE</b>	<b>22.05</b>	<b>0.00</b>	<b>10.00</b>	<b>32.05</b>

<b>Est. Fringe</b>	<b>319,065</b>	<b>736</b>	<b>154,091</b>	<b>473,892</b>
<i>Note: Fringes budgeted in House Bill 5 except for certain fringes budgeted directly to MoDOT, Highway Patrol, and Conservation.</i>				

<b>Est. Fringe</b>	<b>319,065</b>	<b>736</b>	<b>154,091</b>	<b>473,892</b>
<i>Note: Fringes budgeted in House Bill 5 except for certain fringes budgeted directly to MoDOT, Highway Patrol, and Conservation.</i>				

Other Funds: Motor Vehicle Commission Fund (0588), DOR  
Specialty Plate Fund (0775)

Other Funds: Motor Vehicle Commission Fund (0588); DOR  
Specialty Plate Fund (0775)

**2. CORE DESCRIPTION**

The Motor Vehicle and Driver Licensing Division core funding represents the non-highway portion of the resources needed to collect fees and taxes and enforce state laws for the following activities:

- Issuing commercial and non-commercial driver licenses, nondriver licenses, and permits;
- Suspending, revoking and disqualifying driver licenses;
- Processing and maintaining records related to traffic violation point assessments, the administrative driving while intoxicated (DWI) and abuse-and-lose laws for alcohol and drug offenses, ignition interlock, failure to appear in court for traffic violations, the safety responsibility (mandatory insurance) laws for uninsured motorists, and a variety of court-ordered driver licenses suspensions;
- Titling and registration of motor vehicles, all-terrain vehicles, trailers, manufactured homes, and marine craft;
- Issuing disabled placards and temporary registration permits;
- Licensing and regulating motor vehicle, marine craft, and auction dealers and manufacturers;
- Issuing licenses to title service and salvage businesses; and
- Overseeing the operations of 178 license offices throughout the state that are awarded through a competitive bidding process. These offices process driver license, titling and registration transactions.

The Federal amount and FTE listed in the core is currently uncommitted appropriation authority. The Motor Vehicle and Driver Licensing Division has no federal grant requests pending at this time.

Additional divisional costs are included in the Highway Collections budget unit.

**CORE DECISION ITEM**

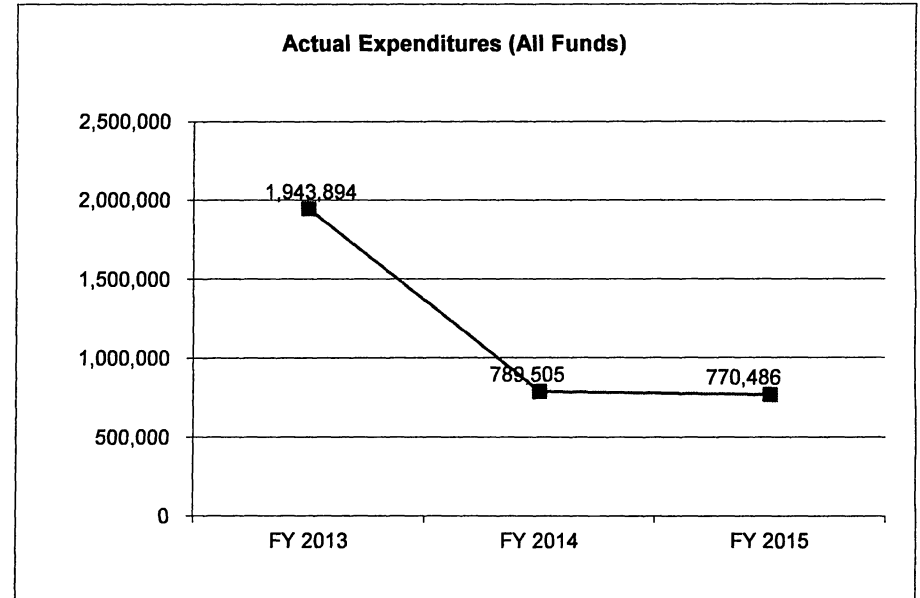
<b>Department of Revenue</b>	<b>Budget Unit</b> <u>86120C</u>
<b>Motor Vehicle and Driver Licensing Division</b>	
<b>Core - Motor Vehicle and Driver License</b>	<b>HB Section</b> <u>4.015</u>

**3. PROGRAM LISTING (list programs included in this core funding)**

Driver License Program	Motor Vehicle Title Program
Motor Vehicle Registration Program	Motor Vehicle Dealer Registration Program

**4. FINANCIAL HISTORY**

	FY 2013 Actual	FY 2014 Actual	FY 2015 Actual	FY 2016 Current Yr.
Appropriation (All Funds)	3,535,291	1,259,416	1,266,921	1,269,996
Less Reverted (All Funds)	(28,594)	(19,328)	(52,890)	0
Less Restricted (All Funds)	0	0	0	0
Budget Authority (All Funds)	3,506,697	1,240,088	1,214,031	1,269,996
Actual Expenditures (All Funds)	1,943,894	789,505	770,486	0
Unexpended (All Funds)	1,562,803	450,583	443,545	1,269,996
Unexpended, by Fund:				
General Revenue	149,990	19,578	54,841	0
Federal	919,473	144,897	163,455	0
Other	493,340	305,436	225,249	0
	(1)	(1)	(1)	



Reverted includes the statutory three-percent reserve amount (when applicable).

Restricted includes any Governor's Expenditure Restrictions which remained at the end of the fiscal year (when applicable).

**NOTES:**

(1) Additional costs are included in the Department's Highway Collections budget unit



**CORE RECONCILIATION DETAIL**

**DEPARTMENT OF REVENUE  
MOTOR VEH & DRIVER LICENSING**

**5. CORE RECONCILIATION DETAIL**

	<b>Budget Class</b>	<b>FTE</b>	<b>GR</b>	<b>Federal</b>	<b>Other</b>	<b>Total</b>	<b>Explanation</b>
<b>TAFP AFTER VETOES</b>							
	PS	32.05	368,851	2,695	201,649	573,195	
	EE	0.00	280,232	160,776	255,793	696,801	
	<b>Total</b>	<b>32.05</b>	<b>649,083</b>	<b>163,471</b>	<b>457,442</b>	<b>1,269,996</b>	
<b>DEPARTMENT CORE REQUEST</b>							
	PS	32.05	368,851	2,695	201,649	573,195	
	EE	0.00	280,232	160,776	255,793	696,801	
	<b>Total</b>	<b>32.05</b>	<b>649,083</b>	<b>163,471</b>	<b>457,442</b>	<b>1,269,996</b>	
<b>GOVERNOR'S RECOMMENDED CORE</b>							
	PS	32.05	368,851	2,695	201,649	573,195	
	EE	0.00	280,232	160,776	255,793	696,801	
	<b>Total</b>	<b>32.05</b>	<b>649,083</b>	<b>163,471</b>	<b>457,442</b>	<b>1,269,996</b>	

**DECISION ITEM DETAIL**

Budget Unit	FY 2015	FY 2015	FY 2016	FY 2016	FY 2017	FY 2017	FY 2017	FY 2017
Decision Item	ACTUAL	ACTUAL	BUDGET	BUDGET	DEPT REQ	DEPT REQ	GOV REC	GOV REC
Budget Object Class	DOLLAR	FTE	DOLLAR	FTE	DOLLAR	FTE	DOLLAR	FTE
<b>MOTOR VEH &amp; DRIVER LICENSING</b>								
<b>CORE</b>								
ADMIN OFFICE SUPPORT ASSISTANT	0	0.00	0	1.00	0	1.00	0	1.00
OFFICE SUPPORT ASST (KEYBRD)	15,443	0.67	91,154	5.63	91,154	5.63	91,154	5.63
INFORMATION TECHNOLOGIST IV	66,848	1.45	99,261	3.00	99,261	3.00	99,261	3.00
INFORMATION TECHNOLOGY SUPV	4,308	0.06	0	0.00	0	0.00	0	0.00
INFORMATION TECHNOLOGY SPEC I	2,757	0.05	37,303	1.00	37,303	1.00	37,303	1.00
MANAGEMENT ANALYSIS SPEC I	0	0.00	6,035	0.00	6,035	0.00	6,035	0.00
REVENUE SECTION SUPV	36,148	1.00	28,390	1.00	28,390	1.00	28,390	1.00
REVENUE PROCESSING TECH I	39,935	1.65	83,102	5.00	83,102	5.00	83,102	5.00
REVENUE PROCESSING TECH II	294,913	11.12	208,925	14.42	208,925	14.42	208,925	14.42
REVENUE MANAGER, BAND 1	0	0.00	16,891	1.00	16,891	1.00	16,891	1.00
DESIGNATED PRINCIPAL ASST DEPT	1,256	0.01	0	0.00	0	0.00	0	0.00
DATA PROCESSING MANAGER	40,430	0.50	0	0.00	0	0.00	0	0.00
SPECIAL ASST OFFICIAL & ADMSTR	0	0.00	2,134	0.00	2,134	0.00	2,134	0.00
<b>TOTAL - PS</b>	<b>502,038</b>	<b>16.51</b>	<b>573,195</b>	<b>32.05</b>	<b>573,195</b>	<b>32.05</b>	<b>573,195</b>	<b>32.05</b>
TRAVEL, IN-STATE	0	0.00	735	0.00	735	0.00	735	0.00
TRAVEL, OUT-OF-STATE	0	0.00	4	0.00	4	0.00	4	0.00
SUPPLIES	137,489	0.00	276,319	0.00	276,319	0.00	276,319	0.00
PROFESSIONAL DEVELOPMENT	0	0.00	1,913	0.00	1,913	0.00	1,913	0.00
COMMUNICATION SERV & SUPP	115	0.00	15,191	0.00	15,191	0.00	15,191	0.00
PROFESSIONAL SERVICES	120,513	0.00	367,689	0.00	367,689	0.00	367,689	0.00
M&R SERVICES	2,018	0.00	27,877	0.00	27,877	0.00	27,877	0.00
MOTORIZED EQUIPMENT	0	0.00	4	0.00	4	0.00	4	0.00
OFFICE EQUIPMENT	8,313	0.00	1,009	0.00	1,009	0.00	1,009	0.00
OTHER EQUIPMENT	0	0.00	3,026	0.00	3,026	0.00	3,026	0.00
PROPERTY & IMPROVEMENTS	0	0.00	671	0.00	671	0.00	671	0.00
BUILDING LEASE PAYMENTS	0	0.00	5	0.00	5	0.00	5	0.00
EQUIPMENT RENTALS & LEASES	0	0.00	6	0.00	6	0.00	6	0.00
MISCELLANEOUS EXPENSES	0	0.00	2,349	0.00	2,349	0.00	2,349	0.00

**DECISION ITEM DETAIL**

Budget Unit	FY 2015	FY 2015	FY 2016	FY 2016	FY 2017	FY 2017	FY 2017	FY 2017
Decision Item	ACTUAL	ACTUAL	BUDGET	BUDGET	DEPT REQ	DEPT REQ	GOV REC	GOV REC
Budget Object Class	DOLLAR	FTE	DOLLAR	FTE	DOLLAR	FTE	DOLLAR	FTE
<b>MOTOR VEH &amp; DRIVER LICENSING</b>								
<b>CORE</b>								
REBILLABLE EXPENSES	0	0.00	3	0.00	3	0.00	3	0.00
TOTAL - EE	268,448	0.00	696,801	0.00	696,801	0.00	696,801	0.00
<b>GRAND TOTAL</b>	<b>\$770,486</b>	<b>16.51</b>	<b>\$1,269,996</b>	<b>32.05</b>	<b>\$1,269,996</b>	<b>32.05</b>	<b>\$1,269,996</b>	<b>32.05</b>
GENERAL REVENUE	\$539,374	9.64	\$649,083	22.05	\$649,083	22.05	\$649,083	22.05
FEDERAL FUNDS	\$0	0.00	\$163,471	0.00	\$163,471	0.00	\$163,471	0.00
OTHER FUNDS	\$231,112	6.87	\$457,442	10.00	\$457,442	10.00	\$457,442	10.00

**PROGRAM DESCRIPTION**

Department of Revenue HB Section(s): \_\_\_\_\_

Program Name - Driver License

Program is found in the following core budget(s): Motor Vehicle and Driver License Division, Taxation Division, Administration Division, Legal Services Division, Postage

	MV/DL	Taxation	Admin	Legal	Postage	Total
GR	2,522,734	0	40,304	216,827	89,714	2,869,579
Federal	0	0	0	76,889	0	76,889
Other	1,528,432	0	295,565	1,590,061	657,900	4,071,958
<b>Total</b>	<b>4,051,166</b>	<b>0</b>	<b>335,869</b>	<b>1,883,777</b>	<b>747,614</b>	<b>7,018,426</b>

**1. What does this program do?**

The Driver License program collects fees and taxes and enforces state laws for the following activities: 1) issuing commercial and non-commercial driver licenses, nondriver licenses, and permits; 2) suspending, revoking, and disqualifying driver licenses; and 3) processing and maintaining records related to traffic violation point assessments, the administrative driving while intoxicated (DWI) and abuse-and-lose laws for alcohol and drug offenses, failure to appear in court for traffic violations, the safety responsibility (mandatory insurance) laws for uninsured motorists, and a variety of court-ordered driver license suspensions.

**2. What is the authorization for this program, i.e., federal or state statute, etc.? (Include the federal program number, if applicable.)**

Missouri Revised Statutes Chapters 302 and 303; Section 211.031; Section 304.070; Section 304.351; Section 311.325; Sections 454.1000 - 454.1018; Sections 544.045 - 544.046; Section 577.041; Sections 577.500 - 577.510; and Sections 577.600 - 577.614.

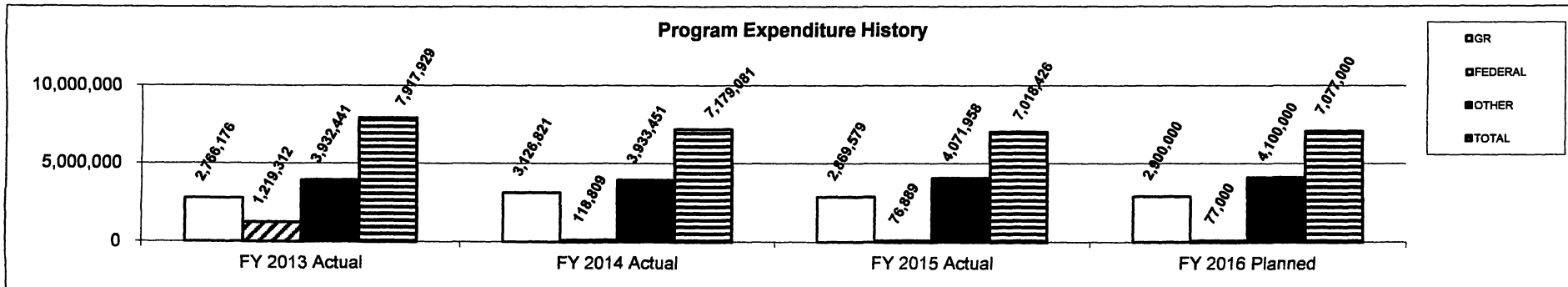
**3. Are there federal matching requirements? If yes, please explain.**

No

**4. Is this a federally mandated program? If yes, please explain.**

No

**5. Provide actual expenditures for the prior three fiscal years and planned expenditures for the current fiscal year.**



**PROGRAM DESCRIPTION**

**Department of Revenue** **HB Section(s):** \_\_\_\_\_

**Program Name - Driver License**

**Program is found in the following core budget(s): Motor Vehicle and Driver License Division, Taxation Division, Administration Division, Legal Services Division, Postage**

**6. What are the sources of the "Other " funds?**

State Highways and Transportation Department Fund (0644)

Footnote - The FY 2013, FY 2014 and FY 2015 Actual and FY 2016 Planned expenditures do not include information technology costs that were consolidated in the Office of Administration in FY 2007.

**7a. Provide an effectiveness measure.**

Revenue generated (in millions)

	FY 2013 Actual	FY 2014 Actual	FY 2015 Actual
Issuance	\$16.3	\$16.0	\$18.4
Reinstatement	\$2.6	\$2.6	\$2.6

**7b. Provide an efficiency measure.**

N/A

**7c. Provide the number of clients/individuals served, if applicable.**

Number of licenses produced

	FY 2013 Actual	FY 2014 Actual	FY 2015 Actual
Initial	343,242	355,375	366,779
Renewal	711,287	657,488	818,092
Non-driver	270,098	183,631	189,486
Duplicate	232,595	218,630	225,784
<b>Total</b>	<b>1,557,222</b>	<b>1,415,124</b>	<b>1,600,141</b>

**7d. Provide a customer satisfaction measure, if available.**

N/A

**PROGRAM DESCRIPTION**

<b>Department of Revenue</b>						<b>HB Section(s):</b> _____
<b>Program Name - Motor Vehicle Registration</b>						
<b>Program is found in the following core budget(s): Motor Vehicle and Driver License Division, Taxation Division, Administration Division, Legal Services Division. Postage</b>						
	<b>MV/DL</b>	<b>Taxation</b>	<b>Admin</b>	<b>Legal</b>	<b>Postage</b>	<b>Total</b>
<b>GR</b>	1,542,540	0	43,182	9,333	204,959	1,800,014
<b>Federal</b>	0					0
<b>Other</b>	3,456,518	0	316,665	68,446	1,503,029	5,344,658
<b>Total</b>	4,999,058	0	359,847	77,779	1,707,988	7,144,672

**1. What does this program do?**

The Motor Vehicle Registration Program collects registration fees and processes registration information for motor vehicles, trailers, marine craft, and all-terrain vehicles. Staff maintains the database of registration information and updates the system as mandated by state law, including the online registration renewal system, plates.mo.gov. The staff also orders, maintains, and audits the license plate, certificate of number, and tab inventories.

**2. What is the authorization for this program, i.e., federal or state statute, etc.? (Include the federal program number, if applicable.)**

Missouri Revised Statutes Chapters 301 and 306 and Sections 32.300, 303.026, 307.350, 307.353, and 307.355.

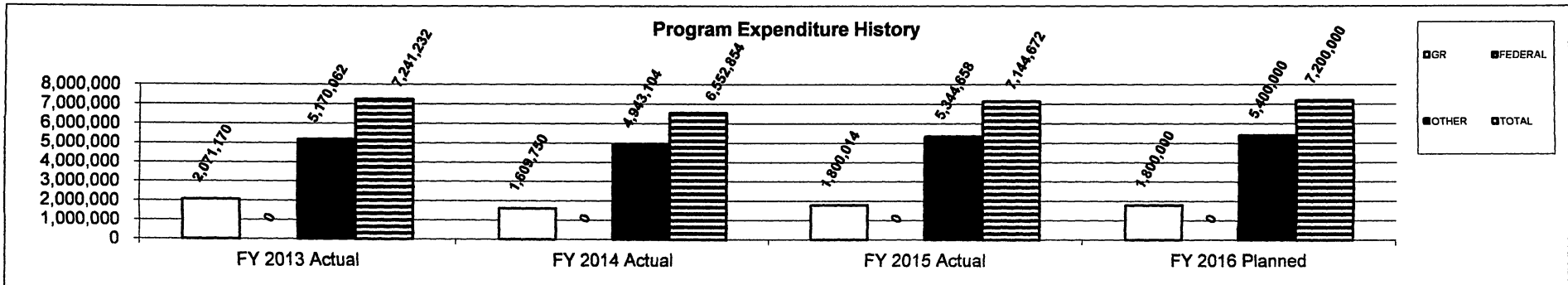
**3. Are there federal matching requirements? If yes, please explain.**

No

**4. Is this a federally mandated program? If yes, please explain.**

No

**5. Provide actual expenditures for the prior three fiscal years and planned expenditures for the current fiscal year.**



**PROGRAM DESCRIPTION**

<b>Department of Revenue</b>	<b>HB Section(s):</b> _____																																
<b>Program Name - Motor Vehicle Registration</b>																																	
<b>Program is found in the following core budget(s): Motor Vehicle and Driver License Division, Taxation Division, Administration Division, Legal Services Division, Postage</b>																																	
<b>6. What are the sources of the "Other " funds?</b>																																	
State Highways and Transportation Department Fund (0644) and Specialty Plate Fund (0775)																																	
Footnote - The FY 2013, FY 2014 and FY 2015 Actual and FY 2016 Planned expenditures do not include information technology costs that were consolidated in the Office of Administration in FY 2007																																	
<b>7a. Provide an effectiveness measure.</b>																																	
Revenue generated (in millions)																																	
	<table border="0" style="width:100%;"> <tr> <td align="center">FY 2013</td> <td align="center">FY 2014</td> <td align="center">FY 2015</td> </tr> <tr> <td align="center">Actual</td> <td align="center">Actual</td> <td align="center">Actual</td> </tr> <tr> <td align="center"><hr/></td> <td align="center"><hr/></td> <td align="center"><hr/></td> </tr> <tr> <td align="center">\$162.27</td> <td align="center">\$164.21</td> <td align="center">\$167.49</td> </tr> </table>	FY 2013	FY 2014	FY 2015	Actual	Actual	Actual	<hr/>	<hr/>	<hr/>	\$162.27	\$164.21	\$167.49																				
FY 2013	FY 2014	FY 2015																															
Actual	Actual	Actual																															
<hr/>	<hr/>	<hr/>																															
\$162.27	\$164.21	\$167.49																															
<b>7b. Provide an efficiency measure.</b>																																	
N/A																																	
<b>7c. Provide the number of clients/individuals served, if applicable.</b>																																	
Number of registrations produced																																	
	<table border="0" style="width:100%;"> <tr> <td></td> <td align="center">FY 2013</td> <td align="center">FY 2014</td> <td align="center">FY 2015</td> </tr> <tr> <td></td> <td align="center">Actual</td> <td align="center">Actual</td> <td align="center">Actual</td> </tr> <tr> <td></td> <td align="center"><hr/></td> <td align="center"><hr/></td> <td align="center"><hr/></td> </tr> <tr> <td>Motor Vehicle - Annual (in millions)</td> <td align="center">1.71</td> <td align="center">2.08</td> <td align="center">2.08</td> </tr> <tr> <td>Motor Vehicle - Biennial (in millions)</td> <td align="center">1.81</td> <td align="center">1.63</td> <td align="center">1.88</td> </tr> <tr> <td>Trailer</td> <td align="center">339,895</td> <td align="center">358,984</td> <td align="center">370,061</td> </tr> <tr> <td>Marine craft</td> <td align="center">119,179</td> <td align="center">121,870</td> <td align="center">122,531</td> </tr> <tr> <td>All-Terrain Vehicles</td> <td align="center">28,156</td> <td align="center">24,458</td> <td align="center">23,414</td> </tr> </table>		FY 2013	FY 2014	FY 2015		Actual	Actual	Actual		<hr/>	<hr/>	<hr/>	Motor Vehicle - Annual (in millions)	1.71	2.08	2.08	Motor Vehicle - Biennial (in millions)	1.81	1.63	1.88	Trailer	339,895	358,984	370,061	Marine craft	119,179	121,870	122,531	All-Terrain Vehicles	28,156	24,458	23,414
	FY 2013	FY 2014	FY 2015																														
	Actual	Actual	Actual																														
	<hr/>	<hr/>	<hr/>																														
Motor Vehicle - Annual (in millions)	1.71	2.08	2.08																														
Motor Vehicle - Biennial (in millions)	1.81	1.63	1.88																														
Trailer	339,895	358,984	370,061																														
Marine craft	119,179	121,870	122,531																														
All-Terrain Vehicles	28,156	24,458	23,414																														
<b>7d. Provide a customer satisfaction measure, if available.</b>																																	
N/A																																	

**PROGRAM DESCRIPTION**

<b>Department of Revenue</b>						<b>HB Section(s):</b> _____
<b>Program Name - Motor Vehicle Title</b>						
<b>Program is found in the following core budget(s): Motor Vehicle and Driver License Division, Taxation Division, Administration Division, Legal Services Division, Postage</b>						
	<b>MV/DL</b>	<b>Taxation</b>	<b>Admin</b>	<b>Legal</b>	<b>Postage</b>	<b>Total</b>
<b>GR</b>	900,731	0	67,848	54,726	110,994	1,134,299
<b>Federal</b>	0					0
<b>Other</b>	2,761,268	0	497,548	401,320	813,952	4,474,088
<b>Total</b>	3,661,999	0	565,396	456,046	924,946	5,608,387

**1. What does this program do?**

The Motor Vehicle Title Program collects fees and taxes for all title transactions and issues titles that show proof of ownership. Program staff examines title transactions to ensure compliance with state laws, maintains the title information database, and updates the system as mandated by state statute. Program staff also maintain the lienholder and notice of sale systems for lienholders to file a notice of lien and sellers to file a notice of sale.

**2. What is the authorization for this program, i.e., federal or state statute, etc.? (Include the federal program number, if applicable.)**

Missouri Revised Statutes Chapters 301 and 306 and Sections 144.070, 144.440, 407.536, 454.516, and 700.320 through 700.380.

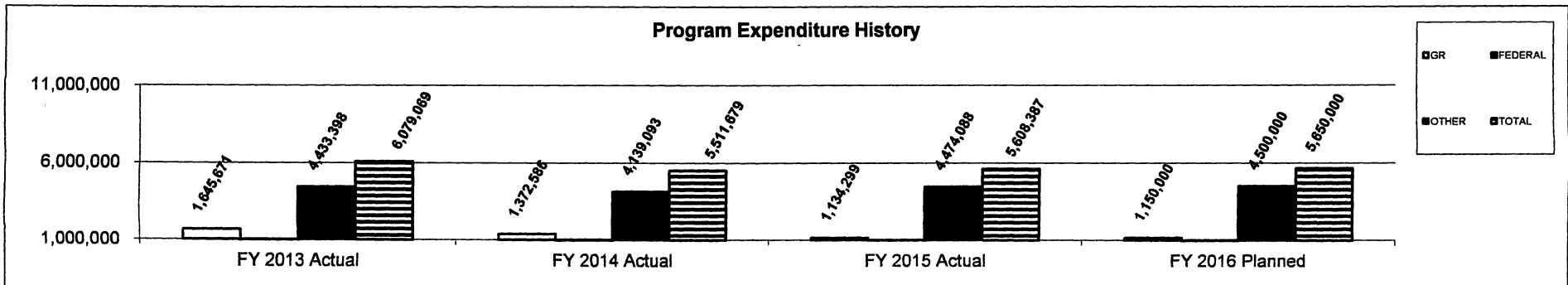
**3. Are there federal matching requirements? If yes, please explain.**

No

**4. Is this a federally mandated program? If yes, please explain.**

No

**5. Provide actual expenditures for the prior three fiscal years and planned expenditures for the current fiscal year.**





**PROGRAM DESCRIPTION**

<b>Department of Revenue</b>	<b>HB Section(s):</b> _____												
<b>Program Name - Motor Vehicle Title</b>													
<b>Program is found in the following core budget(s): Motor Vehicle and Driver License Division, Taxation Division, Administration Division, Legal Services Division, Postage</b>													
<b>6. What are the sources of the "Other " funds?</b>													
State Highways and Transportation Department Fund (0644)													
Footnote - The FY 2013, FY 2014 and FY 2015 Actual and FY 2016 Planned expenditures do not include information technology costs that were consolidated in the Office of Administration in FY 2007													
<b>7a. Provide an effectiveness measure.</b>													
Revenue generated (in millions)													
	<table border="0" style="width:100%;"> <tr> <td align="center">FY 2013</td> <td align="center">FY 2014</td> <td align="center">FY 2015</td> </tr> <tr> <td align="center">Actual</td> <td align="center">Actual</td> <td align="center">Actual</td> </tr> <tr> <td align="center"><hr/></td> <td align="center"><hr/></td> <td align="center"><hr/></td> </tr> <tr> <td align="center">\$639.85</td> <td align="center">\$735.60</td> <td align="center">\$793.78</td> </tr> </table>	FY 2013	FY 2014	FY 2015	Actual	Actual	Actual	<hr/>	<hr/>	<hr/>	\$639.85	\$735.60	\$793.78
FY 2013	FY 2014	FY 2015											
Actual	Actual	Actual											
<hr/>	<hr/>	<hr/>											
\$639.85	\$735.60	\$793.78											
<b>7b. Provide an efficiency measure.</b>													
N/A													
<b>7c. Provide the number of clients/individuals served, if applicable.</b>													
Number of titles produced (in millions)													
	<table border="0" style="width:100%;"> <tr> <td align="center">FY 2013</td> <td align="center">FY 2014</td> <td align="center">FY 2015</td> </tr> <tr> <td align="center">Actual</td> <td align="center">Actual</td> <td align="center">Actual</td> </tr> <tr> <td align="center"><hr/></td> <td align="center"><hr/></td> <td align="center"><hr/></td> </tr> <tr> <td align="center">1.95</td> <td align="center">1.99</td> <td align="center">2.04</td> </tr> </table>	FY 2013	FY 2014	FY 2015	Actual	Actual	Actual	<hr/>	<hr/>	<hr/>	1.95	1.99	2.04
FY 2013	FY 2014	FY 2015											
Actual	Actual	Actual											
<hr/>	<hr/>	<hr/>											
1.95	1.99	2.04											
<b>7d. Provide a customer satisfaction measure, if available.</b>													
N/A													

**PROGRAM DESCRIPTION**

<b>Department of Revenue</b>						<b>HB Section(s):</b> _____
<b>Program Name - Motor Vehicle Dealer Registration</b>						
<b>Program is found in the following core budget(s): Motor Vehicle and Driver License Division, Taxation Division, Administration Division, Legal Services</b>						
	<b>MV/DL</b>	<b>Taxation</b>	<b>Admin</b>	<b>Legal</b>	<b>Postage</b>	<b>Total</b>
<b>GR</b>	47,580					47,580
<b>Federal</b>						0
<b>Other</b>	232,895	0	22,780	335,756	18,186	609,617
<b>Total</b>	280,475	0	22,780	335,756	18,186	657,197

**1. What does this program do?**

The Dealer Registration Program is responsible for the annual licensing of all manufacturers, motor vehicle dealers, wholesale motor vehicle auctions, public motor vehicle auctions, and wholesale motor vehicle dealers. Department staff responds to dealer inquiries about state regulations, issues annual dealership license plates, and records sales volume information to ensure compliance with state regulations.

**2. What is the authorization for this program, i.e., federal or state statute, etc.? (Include the federal program number, if applicable.)**

Sections 301.550 through 301.573, RSMo.

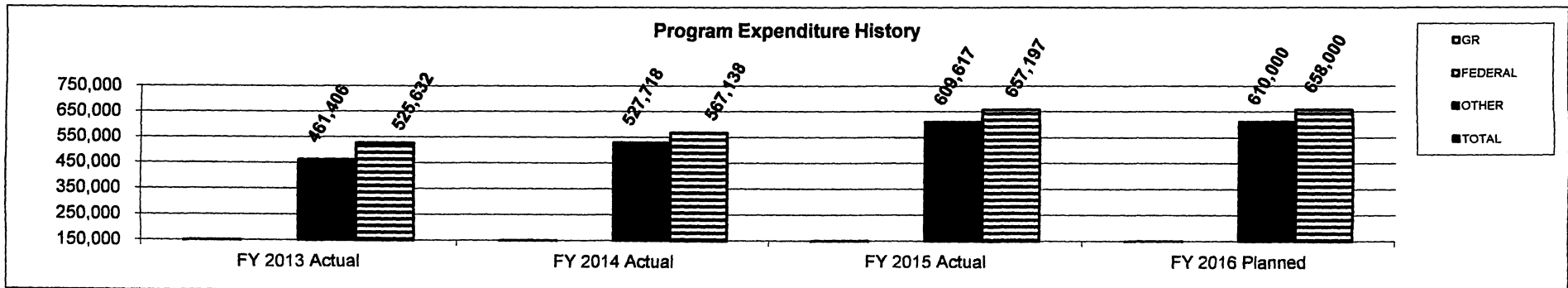
**3. Are there federal matching requirements? If yes, please explain.**

No

**4. Is this a federally mandated program? If yes, please explain.**

No

**5. Provide actual expenditures for the prior three fiscal years and planned expenditures for the current fiscal year.**



**PROGRAM DESCRIPTION**

**Department of Revenue** \_\_\_\_\_ **HB Section(s):** \_\_\_\_\_

**Program Name - Motor Vehicle Dealer Registration**

**Program is found in the following core budget(s): Motor Vehicle and Driver License Division, Taxation Division, Administration Division, Legal Services**

**6. What are the sources of the "Other " funds?**

State Highways and Transportation Department Fund (0644) and Motor Vehicle Commission Fund (0588)

Footnote - The FY 2013, FY 2014 and FY 2015 Actual and FY 2016 Planned expenditures do not include information technology costs that were consolidated in the Office of Administration in FY 2007

**7a. Provide an effectiveness measure.**

Total revenue collected

FY 2013	FY 2014	FY 2015
Actual	Actual	Actual
\$1,005,882	\$961,383	\$1,020,585

**7b. Provide an efficiency measure.**

N/A

**7c. Provide the number of clients/individuals served, if applicable.**

Total number of dealerships licensed

FY 2013	FY 2014	FY 2015
Actual	Actual	Actual
5,885	5,917	5,785

**7d. Provide a customer satisfaction measure, if available.**

N/A

# **LEGAL SERVICES DIVISION**

**DECISION ITEM SUMMARY**

Budget Unit	FY 2015	FY 2015	FY 2016	FY 2016	FY 2017	FY 2017	FY 2017	FY 2017
Decision Item	ACTUAL	ACTUAL	BUDGET	BUDGET	DEPT REQ	DEPT REQ	GOV REC	GOV REC
Budget Object Summary	DOLLAR	FTE	DOLLAR	FTE	DOLLAR	FTE	DOLLAR	FTE
Fund	DOLLAR	FTE	DOLLAR	FTE	DOLLAR	FTE	DOLLAR	FTE
<b>LEGAL SERVICES</b>								
<b>CORE</b>								
<b>PERSONAL SERVICES</b>								
GENERAL REVENUE	1,376,711	32.80	1,501,832	40.75	1,501,832	40.75	1,501,832	40.75
DEPT OF REVENUE	79,960	2.14	208,484	5.00	208,484	5.00	208,484	5.00
MOTOR VEHICLE COMMISSION	307,301	7.37	452,814	11.00	452,814	11.00	452,814	11.00
TOBACCO CONTROL SPECIAL	0	0.00	41,450	0.00	41,450	0.00	41,450	0.00
TOTAL - PS	1,763,972	42.31	2,204,580	56.75	2,204,580	56.75	2,204,580	56.75
<b>EXPENSE &amp; EQUIPMENT</b>								
GENERAL REVENUE	149,695	0.00	155,533	0.00	155,533	0.00	155,533	0.00
DEPT OF REVENUE	62,825	0.00	211,154	0.00	211,154	0.00	211,154	0.00
MOTOR VEHICLE COMMISSION	22,457	0.00	28,118	0.00	28,118	0.00	28,118	0.00
TOBACCO CONTROL SPECIAL	0	0.00	3,323	0.00	3,323	0.00	3,323	0.00
TOTAL - EE	234,977	0.00	398,128	0.00	398,128	0.00	398,128	0.00
<b>TOTAL</b>	<b>1,998,949</b>	<b>42.31</b>	<b>2,602,708</b>	<b>56.75</b>	<b>2,602,708</b>	<b>56.75</b>	<b>2,602,708</b>	<b>56.75</b>
<b>Pay Plan - 0000012</b>								
<b>PERSONAL SERVICES</b>								
GENERAL REVENUE	0	0.00	0	0.00	0	0.00	30,037	0.00
DEPT OF REVENUE	0	0.00	0	0.00	0	0.00	4,170	0.00
MOTOR VEHICLE COMMISSION	0	0.00	0	0.00	0	0.00	9,056	0.00
TOBACCO CONTROL SPECIAL	0	0.00	0	0.00	0	0.00	829	0.00
TOTAL - PS	0	0.00	0	0.00	0	0.00	44,092	0.00
<b>TOTAL</b>	<b>0</b>	<b>0.00</b>	<b>0</b>	<b>0.00</b>	<b>0</b>	<b>0.00</b>	<b>44,092</b>	<b>0.00</b>
<b>GRAND TOTAL</b>	<b>\$1,998,949</b>	<b>42.31</b>	<b>\$2,602,708</b>	<b>56.75</b>	<b>\$2,602,708</b>	<b>56.75</b>	<b>\$2,646,800</b>	<b>56.75</b>

THIS PAGE INTENTIONALLY LEFT BLANK.

**CORE DECISION ITEM**

<b>Department of Revenue</b>	<b>Budget Unit</b>	<b>86130C</b>
<b>Division of Legal Services</b>		
<b>Core - Legal Services</b>	<b>HB Section</b>	<b>4.020</b>

**1. CORE FINANCIAL SUMMARY**

	FY 2017 Budget Request			
	GR	Federal	Other	Total
PS	1,501,832	208,484	494,264	2,204,580
EE	155,533	211,154	31,441	398,128
PSD	0	0	0	0
TRF	0	0	0	0
<b>Total</b>	<b>1,657,365</b>	<b>419,638</b>	<b>525,705</b>	<b>2,602,708</b>
<b>FTE</b>	<b>40.75</b>	<b>5.00</b>	<b>11.00</b>	<b>56.75</b>

	FY 2017 Governor's Recommendation			
	GR	Federal	Other	Total
PS	1,501,832	208,484	494,264	2,204,580
EE	155,533	211,154	31,441	398,128
PSD	0	0	0	0
TRF	0	0	0	0
<b>Total</b>	<b>1,657,365</b>	<b>419,638</b>	<b>525,705</b>	<b>2,602,708</b>
<b>FTE</b>	<b>40.75</b>	<b>5.00</b>	<b>11.00</b>	<b>56.75</b>

<b>Est. Fringe</b>	<b>821,550</b>	<b>107,418</b>	<b>246,045</b>	<b>1,175,012</b>
--------------------	----------------	----------------	----------------	------------------

*Note: Fringes budgeted in House Bill 5 except for certain fringes budgeted directly to MoDOT, Highway Patrol, and Conservation.*

<b>Est. Fringe</b>	<b>821,550</b>	<b>107,418</b>	<b>246,045</b>	<b>1,175,012</b>
--------------------	----------------	----------------	----------------	------------------

*Note: Fringes budgeted in House Bill 5 except for certain fringes budgeted directly to MoDOT, Highway Patrol, and Conservation.*

Other Funds: Motor Vehicle Commission Fund (0588); Tobacco Control Special Fund (0984)

Other Funds: Motor Vehicle Commission Fund (0588); Tobacco Control Special Fund (0984)

**2. CORE DESCRIPTION**

The Legal Services Division ensures the Department's compliance with law and internal policies. The division performs support functions to increase the effectiveness of revenue collection programs in the Department.

The division advises the Director and divisions on legal matters relative to the Department and represents the Department in courts and administrative tribunals. It also conducts external investigations and develops information leading to local prosecution of individuals and businesses suspected of violating state statutes related to taxation, motor vehicle, and driver laws. In addition to external investigations, it conducts internal audits and investigations of the contracted license offices.

The division receives federal grants from the Missouri Department of Transportation's Highway Safety Division and Federal Highway Administration. These grants allow the Department to work case files involving intoxication-related license actions on appeal and chemical refusal cases handled by local prosecuting attorneys. The grants also fund motor fuel tax and odometer and title fraud investigations.

Additional divisional costs are included in the Highway Collections budget unit.

**CORE DECISION ITEM**

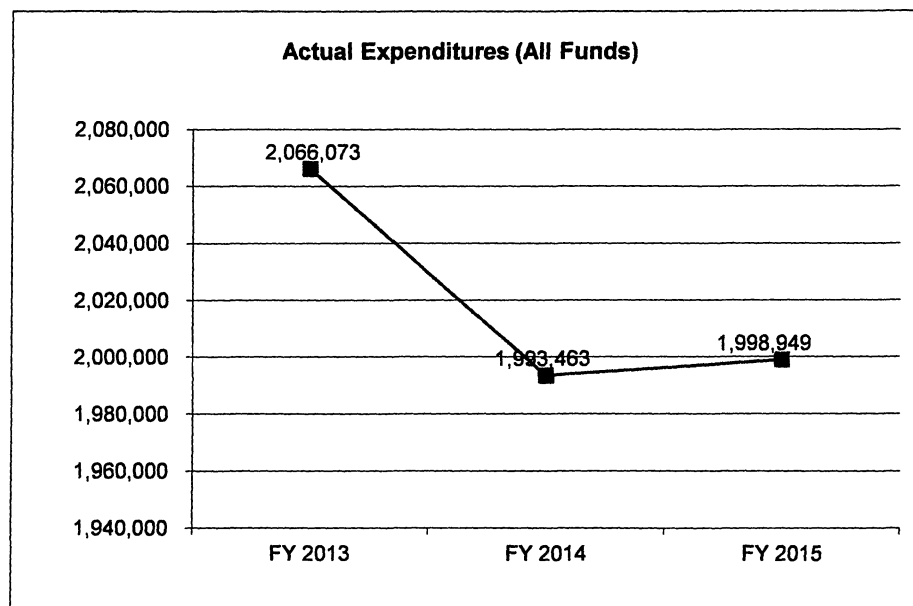
<b>Department of Revenue</b>	<b>Budget Unit</b> <u>86130C</u>
<b>Division of Legal Services</b>	
<b>Core - Legal Services</b>	<b>HB Section</b> <u>4.020</u>

**3. PROGRAM LISTING (list programs included in this core funding)**

Corporate Tax Program	Property Tax Program	Motor Vehicle Dealer Registration Program
Fuel Tax Program	Sales Tax Program	Motor Vehicle Registration Program
Personal Tax Program	Driver License Program	Motor Vehicle Title Program

**4. FINANCIAL HISTORY**

	<b>FY 2013 Actual</b>	<b>FY 2014 Actual</b>	<b>FY 2015 Actual</b>	<b>FY 2016 Current Yr.</b>
Appropriation (All Funds)	2,530,790	2,495,047	2,515,234	2,602,708
Less Reverted (All Funds)	(47,030)	(46,152)	(47,213)	0
Less Restricted (All Funds)	0	0	0	0
Budget Authority (All Funds)	2,483,760	2,448,895	2,468,021	2,602,708
Actual Expenditures (All Funds)	2,066,073	1,993,463	1,998,949	0
Unexpended (All Funds)	417,687	455,432	469,072	2,602,708
Unexpended, by Fund:				
General Revenue	152	45	162	0
Federal	190,185	178,352	275,734	0
Other	227,350	277,035	193,176	0
	(1), (2)	(1), (2)	(1), (2)	



Reverted includes the statutory three-percent reserve amount (when applicable).

Restricted includes any Governor's Expenditure Restrictions which remained at the end of the fiscal year (when applicable).

**NOTES:**

1) Additional divisional costs are included in the Department's Highway Collections budget unit.

2) The unexpended balances in Other Funds is due to the insufficient cash balance of the Motor Vehicle Commission and Tobacco Control Special funds.



**CORE RECONCILIATION DETAIL**

**DEPARTMENT OF REVENUE**

**LEGAL SERVICES**

**5. CORE RECONCILIATION DETAIL**

	<b>Budget Class</b>	<b>FTE</b>	<b>GR</b>	<b>Federal</b>	<b>Other</b>	<b>Total</b>	<b>Explanation</b>
<b>TAFP AFTER VETOES</b>							
	PS	56.75	1,501,832	208,484	494,264	2,204,580	
	EE	0.00	155,533	211,154	31,441	398,128	
	<b>Total</b>	<b>56.75</b>	<b>1,657,365</b>	<b>419,638</b>	<b>525,705</b>	<b>2,602,708</b>	
<b>DEPARTMENT CORE REQUEST</b>							
	PS	56.75	1,501,832	208,484	494,264	2,204,580	
	EE	0.00	155,533	211,154	31,441	398,128	
	<b>Total</b>	<b>56.75</b>	<b>1,657,365</b>	<b>419,638</b>	<b>525,705</b>	<b>2,602,708</b>	
<b>GOVERNOR'S RECOMMENDED CORE</b>							
	PS	56.75	1,501,832	208,484	494,264	2,204,580	
	EE	0.00	155,533	211,154	31,441	398,128	
	<b>Total</b>	<b>56.75</b>	<b>1,657,365</b>	<b>419,638</b>	<b>525,705</b>	<b>2,602,708</b>	

**DECISION ITEM DETAIL**

Budget Unit	FY 2015	FY 2015	FY 2016	FY 2016	FY 2017	FY 2017	FY 2017	FY 2017
Decision Item	ACTUAL	ACTUAL	BUDGET	BUDGET	DEPT REQ	DEPT REQ	GOV REC	GOV REC
Budget Object Class	DOLLAR	FTE	DOLLAR	FTE	DOLLAR	FTE	DOLLAR	FTE
<b>LEGAL SERVICES</b>								
<b>CORE</b>								
ADMIN OFFICE SUPPORT ASSISTANT	31,303	0.90	67,662	1.74	67,662	1.74	67,662	1.74
SR OFC SUPPORT ASST (KEYBRD)	143,680	5.46	100,198	4.06	91,198	4.06	91,198	4.06
AUDITOR II	37,775	0.96	0	0.00	37,548	1.00	37,548	1.00
AUDITOR I	37,347	1.00	47,248	2.40	18,700	1.40	18,700	1.40
SENIOR AUDITOR	40,166	1.00	0	0.00	0	0.00	0	0.00
EXECUTIVE II	13,524	0.38	13,516	0.38	13,516	0.38	13,516	0.38
ADMINISTRATIVE ANAL I	315	0.01	19,691	0.80	19,691	0.80	19,691	0.80
ADMINISTRATIVE ANAL III	22,800	0.57	0	0.00	0	0.00	0	0.00
INVESTIGATOR II	410,120	10.59	703,694	16.40	703,694	16.40	703,694	16.40
INVESTIGATOR III	97,890	2.07	134,292	3.00	134,292	3.00	134,292	3.00
REVENUE PROCESSING TECH I	508	0.02	0	0.00	0	0.00	0	0.00
REVENUE PROCESSING TECH II	10,650	0.40	0	0.00	0	0.00	0	0.00
REVENUE PROCESSING TECH III	128,174	4.39	149,097	5.48	149,494	5.48	149,494	5.48
MARKETING SPECIALIST II	0	0.00	397	0.00	0	0.00	0	0.00
INVESTIGATION MGR B1	51,959	0.92	56,400	1.00	56,400	1.00	56,400	1.00
INVESTIGATION MGR B3	83,582	1.28	29,299	0.50	29,299	0.50	29,299	0.50
DIVISION DIRECTOR	41,036	0.47	28,227	0.34	28,227	0.34	28,227	0.34
ASSOCIATE COUNSEL	52,184	1.10	180,778	2.80	180,526	2.80	180,526	2.80
PARALEGAL	41,213	1.37	74,149	2.38	74,149	2.38	74,149	2.38
LEGAL COUNSEL	56,210	1.30	355,012	7.85	305,012	7.85	305,012	7.85
SENIOR COUNSEL	209,291	3.80	6,242	2.84	56,242	2.84	56,242	2.84
MANAGING COUNSEL	176,930	2.63	154,556	3.00	154,556	3.00	154,556	3.00
APPELLATE COUNSEL	46,617	1.00	46,614	1.00	46,866	1.00	46,866	1.00
MISCELLANEOUS TECHNICAL	1,942	0.09	0	0.00	0	0.00	0	0.00
SPECIAL ASST PROFESSIONAL	9,713	0.19	20,851	0.40	20,851	0.40	20,851	0.40
SPECIAL ASST OFFICE & CLERICAL	19,043	0.41	16,657	0.38	16,657	0.38	16,657	0.38
<b>TOTAL - PS</b>	<b>1,763,972</b>	<b>42.31</b>	<b>2,204,580</b>	<b>56.75</b>	<b>2,204,580</b>	<b>56.75</b>	<b>2,204,580</b>	<b>56.75</b>
TRAVEL, IN-STATE	39,474	0.00	32,165	0.00	34,165	0.00	34,165	0.00
TRAVEL, OUT-OF-STATE	16,549	0.00	14,009	0.00	14,009	0.00	14,009	0.00
FUEL & UTILITIES	0	0.00	1	0.00	1	0.00	1	0.00
SUPPLIES	93,031	0.00	262,000	0.00	260,000	0.00	260,000	0.00
PROFESSIONAL DEVELOPMENT	26,690	0.00	23,741	0.00	23,741	0.00	23,741	0.00

**DECISION ITEM DETAIL**

Budget Unit	FY 2015	FY 2015	FY 2016	FY 2016	FY 2017	FY 2017	FY 2017	FY 2017
Decision Item	ACTUAL	ACTUAL	BUDGET	BUDGET	DEPT REQ	DEPT REQ	GOV REC	GOV REC
Budget Object Class	DOLLAR	FTE	DOLLAR	FTE	DOLLAR	FTE	DOLLAR	FTE
<b>LEGAL SERVICES</b>								
<b>CORE</b>								
COMMUNICATION SERV & SUPP	14,774	0.00	21,210	0.00	19,661	0.00	19,661	0.00
PROFESSIONAL SERVICES	6,054	0.00	20,246	0.00	20,246	0.00	20,246	0.00
M&R SERVICES	6,406	0.00	15,002	0.00	15,551	0.00	15,551	0.00
COMPUTER EQUIPMENT	1,172	0.00	0	0.00	0	0.00	0	0.00
MOTORIZED EQUIPMENT	0	0.00	1,101	0.00	1,101	0.00	1,101	0.00
OFFICE EQUIPMENT	2,935	0.00	250	0.00	250	0.00	250	0.00
OTHER EQUIPMENT	25,586	0.00	600	0.00	1,600	0.00	1,600	0.00
BUILDING LEASE PAYMENTS	173	0.00	500	0.00	500	0.00	500	0.00
EQUIPMENT RENTALS & LEASES	0	0.00	52	0.00	52	0.00	52	0.00
MISCELLANEOUS EXPENSES	2,133	0.00	7,251	0.00	7,251	0.00	7,251	0.00
<b>TOTAL - EE</b>	<b>234,977</b>	<b>0.00</b>	<b>398,128</b>	<b>0.00</b>	<b>398,128</b>	<b>0.00</b>	<b>398,128</b>	<b>0.00</b>
<b>GRAND TOTAL</b>	<b>\$1,998,949</b>	<b>42.31</b>	<b>\$2,602,708</b>	<b>56.75</b>	<b>\$2,602,708</b>	<b>56.75</b>	<b>\$2,602,708</b>	<b>56.75</b>
<b>GENERAL REVENUE</b>	<b>\$1,526,406</b>	<b>32.80</b>	<b>\$1,657,365</b>	<b>40.75</b>	<b>\$1,657,365</b>	<b>40.75</b>	<b>\$1,657,365</b>	<b>40.75</b>
<b>FEDERAL FUNDS</b>	<b>\$142,785</b>	<b>2.14</b>	<b>\$419,638</b>	<b>5.00</b>	<b>\$419,638</b>	<b>5.00</b>	<b>\$419,638</b>	<b>5.00</b>
<b>OTHER FUNDS</b>	<b>\$329,758</b>	<b>7.37</b>	<b>\$525,705</b>	<b>11.00</b>	<b>\$525,705</b>	<b>11.00</b>	<b>\$525,705</b>	<b>11.00</b>

**PROGRAM DESCRIPTION**

Department of Revenue HB Section(s): \_\_\_\_\_

**Program Name - Corporate Tax**

**Program is found in the following core budget(s): Taxation Division, Motor Vehicle and Driver License Division Administration Division, Legal Services Division, Postage**

	Taxation	MV/DL	Admin	Legal	Postage	Total
GR	1,833,568	0	123,888	130,715	82,208	2,170,379
Federal						0
Other						0
<b>Total</b>	<b>1,833,568</b>	<b>0</b>	<b>123,888</b>	<b>130,715</b>	<b>82,208</b>	<b>2,170,379</b>

**1. What does this program do?**

The Corporate Tax Program administers and collects the state's corporate income tax. Corporate tax is authorized by Section 143.072, RSMo, and is a 6.25 percent tax on a corporation's taxable income from Missouri sources. Department staff implements and collects corporate taxes, refunds overpayments, processes business tax registrations, and maintains certain non-financial records related to registered corporations. The Department's collection staff provides technical support to corporations, maintains account information, assists with account resolution and collection activities, and helps delinquent taxpayers. The Department has seven compliance offices in Missouri, three compliance offices out of state (Chicago, Dallas, and New York), and employee presence in Georgia and California to promote compliance with Missouri's tax laws.

**2. What is the authorization for this program, i.e., federal or state statute, etc.? (Include the federal program number, if applicable.)**

Chapter 143, RSMo.

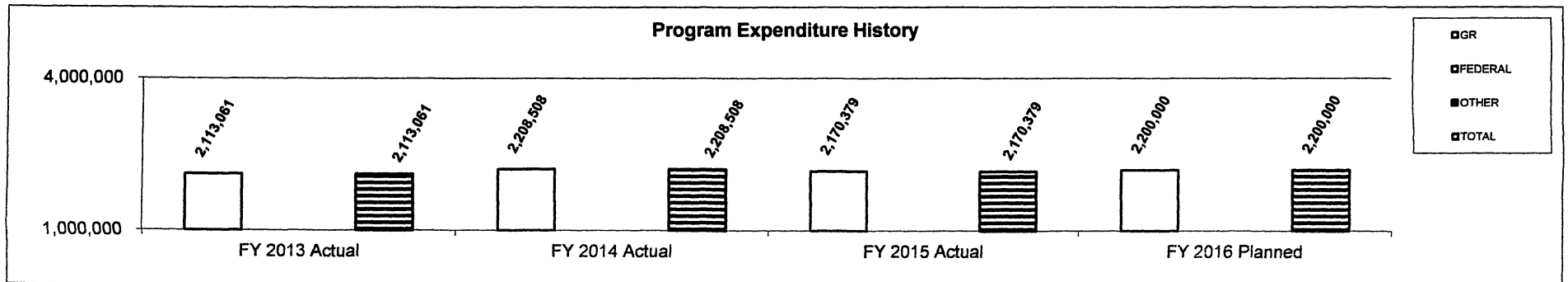
**3. Are there federal matching requirements? If yes, please explain.**

No

**4. Is this a federally mandated program? If yes, please explain.**

No

**5. Provide actual expenditures for the prior three fiscal years and planned expenditures for the current fiscal year.**



**PROGRAM DESCRIPTION**

<b>Department of Revenue</b>	<b>HB Section(s):</b> _____									
<b>Program Name - Corporate Tax</b>										
<b>Program is found in the following core budget(s): Taxation Division, Motor Vehicle and Driver License Division Administration Division, Legal Services Division, Postage</b>										
<b>6. What are the sources of the "Other " funds?</b>										
N/A										
Footnote - The FY 2013, FY 2014 and FY 2015 Actual and FY 2016 Planned expenditures do not include information technology costs that were consolidated in the Office of Administration in FY 2007										
<b>7a. Provide an effectiveness measure.</b>										
Revenue generated (millions) (net of refunds)										
	<table border="0" style="width:100%; border-collapse: collapse;"> <tr> <td align="center">FY 2013</td> <td align="center">FY 2014</td> <td align="center">FY 2015</td> </tr> <tr> <td align="center"><u>Actual</u></td> <td align="center"><u>Actual</u></td> <td align="center"><u>Actual</u></td> </tr> <tr> <td align="center">\$415.5</td> <td align="center">\$396.0</td> <td align="center">\$435.0</td> </tr> </table>	FY 2013	FY 2014	FY 2015	<u>Actual</u>	<u>Actual</u>	<u>Actual</u>	\$415.5	\$396.0	\$435.0
FY 2013	FY 2014	FY 2015								
<u>Actual</u>	<u>Actual</u>	<u>Actual</u>								
\$415.5	\$396.0	\$435.0								
<b>7b. Provide an efficiency measure.</b>										
N/A										
<b>7c. Provide the number of clients/individuals served, if applicable.</b>										
Number of returns processed										
	<table border="0" style="width:100%; border-collapse: collapse;"> <tr> <td align="center">FY 2013</td> <td align="center">FY 2014</td> <td align="center">FY 2015</td> </tr> <tr> <td align="center"><u>Actual</u></td> <td align="center"><u>Actual</u></td> <td align="center"><u>Actual</u></td> </tr> <tr> <td align="center">164,167</td> <td align="center">171,264</td> <td align="center">148,798</td> </tr> </table>	FY 2013	FY 2014	FY 2015	<u>Actual</u>	<u>Actual</u>	<u>Actual</u>	164,167	171,264	148,798
FY 2013	FY 2014	FY 2015								
<u>Actual</u>	<u>Actual</u>	<u>Actual</u>								
164,167	171,264	148,798								
<b>7d. Provide a customer satisfaction measure, if available.</b>										
N/A										

**PROGRAM DESCRIPTION**

<b>Department of Revenue</b>					<b>HB Section(s):</b> _____
<b>Program Name - Fuel Tax</b>					
<b>Program is found in the following core budget(s): Taxation Division, Administration Division, Legal Services Division, Postage</b>					
	<b>Taxation</b>	<b>Admin</b>	<b>Legal</b>	<b>Postage</b>	<b>Total</b>
<b>GR</b>					
<b>FEDERAL</b>			41,955		41,955
<b>OTHER</b>	235,160	64,513	-	5,644	305,317
<b>TOTAL</b>	235,160	64,513	41,955	5,644	347,272

**1. What does this program do?**

The Fuel Tax Program collects and administers the tax on the sale of motor fuel (gasoline, diesel, and blends) paid by fuel suppliers and distributors and passed on to the final consumer. The tax rate, authorized by Section 142.803, RSMo, is 17 cents per gallon. The business tax area provides technical support, maintains account information, and assists taxpayers with account resolution and delinquent collections.

**2. What is the authorization for this program, i.e., federal or state statute, etc.? (Include the federal program number, if applicable.)**

Chapter 142, RSMo.

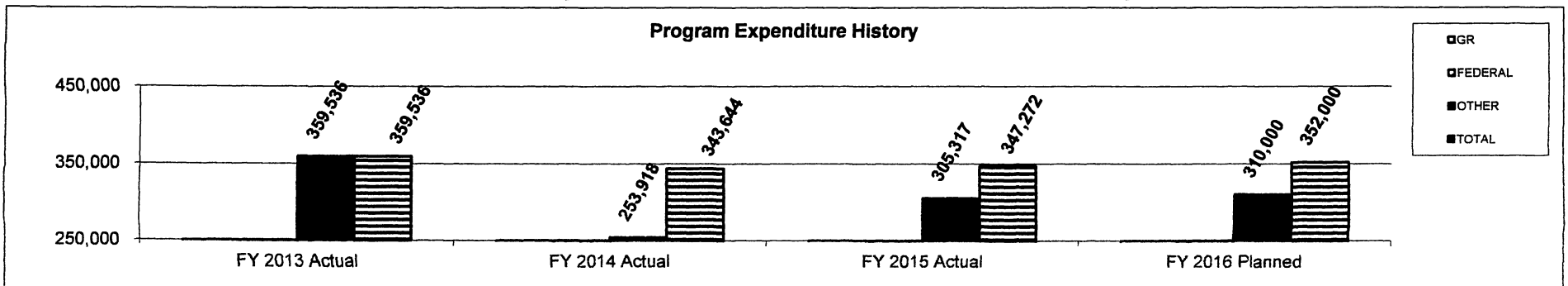
**3. Are there federal matching requirements? If yes, please explain.**

No

**4. Is this a federally mandated program? If yes, please explain.**

No

**5. Provide actual expenditures for the prior three fiscal years and planned expenditures for the current fiscal year.**



**PROGRAM DESCRIPTION**

<b>Department of Revenue</b>	<b>HB Section(s):</b> _____																								
<b>Program Name - Fuel Tax</b>																									
<b>Program is found in the following core budget(s): Taxation Division, Administration Division, Legal Services Division, Postage</b>																									
<b>6. What are the sources of the "Other " funds?</b>																									
State Highways and Transportation Department Fund (0644)																									
Footnote - The FY 2013, FY 2014 and FY 2015 Actual and FY 2016 Planned expenditures do not include information technology costs that were consolidated in the Office of Administration in FY 2007																									
<b>7a. Provide an effectiveness measure.</b>																									
Revenue generated (millions) (before refunds)																									
	<table border="0" style="width:100%;"> <tr> <td align="center">FY 2013</td> <td align="center">FY 2014</td> <td align="center">FY 2015</td> </tr> <tr> <td align="center">Actual</td> <td align="center">Actual</td> <td align="center">Actual</td> </tr> <tr> <td align="center">-----</td> <td align="center">-----</td> <td align="center">-----</td> </tr> <tr> <td align="center">\$708.2</td> <td align="center">\$704.9</td> <td align="center">\$704.8</td> </tr> </table>	FY 2013	FY 2014	FY 2015	Actual	Actual	Actual	-----	-----	-----	\$708.2	\$704.9	\$704.8												
FY 2013	FY 2014	FY 2015																							
Actual	Actual	Actual																							
-----	-----	-----																							
\$708.2	\$704.9	\$704.8																							
<b>7b. Provide an efficiency measure.</b>																									
Number of days from receipt to deposit																									
	<table border="0" style="width:100%;"> <tr> <td align="center">FY 2013</td> <td align="center">FY 2014</td> <td align="center">FY 2015</td> </tr> <tr> <td align="center">Actual</td> <td align="center">Actual</td> <td align="center">Actual</td> </tr> <tr> <td align="center">-----</td> <td align="center">-----</td> <td align="center">-----</td> </tr> <tr> <td align="center">1.0</td> <td align="center">1.0</td> <td align="center">1.0</td> </tr> </table>	FY 2013	FY 2014	FY 2015	Actual	Actual	Actual	-----	-----	-----	1.0	1.0	1.0												
FY 2013	FY 2014	FY 2015																							
Actual	Actual	Actual																							
-----	-----	-----																							
1.0	1.0	1.0																							
<b>7c. Provide the number of clients/individuals served, if applicable.</b>																									
Number of returns filed																									
	<table border="0" style="width:100%;"> <tr> <td></td> <td align="center">FY 2013</td> <td align="center">FY 2014</td> <td align="center">FY 2015</td> </tr> <tr> <td></td> <td align="center">Actual</td> <td align="center">Actual</td> <td align="center">Actual</td> </tr> <tr> <td></td> <td align="center">-----</td> <td align="center">-----</td> <td align="center">-----</td> </tr> <tr> <td>Paper</td> <td align="center">7,043</td> <td align="center">7,044</td> <td align="center">6,897</td> </tr> <tr> <td>EDI</td> <td align="center">1,667</td> <td align="center">1,702</td> <td align="center">2,009</td> </tr> <tr> <td>Total</td> <td align="center">8,710</td> <td align="center">8,746</td> <td align="center">8,906</td> </tr> </table>		FY 2013	FY 2014	FY 2015		Actual	Actual	Actual		-----	-----	-----	Paper	7,043	7,044	6,897	EDI	1,667	1,702	2,009	Total	8,710	8,746	8,906
	FY 2013	FY 2014	FY 2015																						
	Actual	Actual	Actual																						
	-----	-----	-----																						
Paper	7,043	7,044	6,897																						
EDI	1,667	1,702	2,009																						
Total	8,710	8,746	8,906																						
<b>7d. Provide a customer satisfaction measure, if available.</b>																									
N/A																									

**PROGRAM DESCRIPTION**

Department of Revenue HB Section(s): \_\_\_\_\_

Program Name - Personal Tax

Program is found in the following core budget(s): Taxation Division, Motor Vehicle and Driver License Division, Administration Division, Legal Services Division, Postage

	Taxation	MV/DL	Admin	Legal	Postage	Total
GR	6,419,731	0	872,961	707,305	3,382,602	11,382,599
Federal						0
Other						0
<b>Total</b>	<b>6,419,731</b>	<b>0</b>	<b>872,961</b>	<b>707,305</b>	<b>3,382,602</b>	<b>11,382,599</b>

**1. What does this program do?**

The Personal Tax Program administers and collects individual income tax primarily on the taxable income of Missouri residents. The Department also collects income tax on taxable income earned in Missouri by non-residents. Section 143.011, RSMO, authorizes the tax, a graduated rate from 1.5 percent to 6 percent of taxable income. Program staff implements, processes, and collects individual income taxes, refunds overpayments, processes registrations, and maintains certain records related to businesses that must report withholding of income taxes. The Department's collection staff provides technical support, maintains account information, assists with account resolution and collection activities, and aids delinquent taxpayers in resolving accounts. The staff handles lien filing, refers collection cases to local prosecuting attorneys, and makes referrals to collection agencies.

**2. What is the authorization for this program, i.e., federal or state statute, etc.? (Include the federal program number, if applicable.)**

Chapter 143, RSMo.

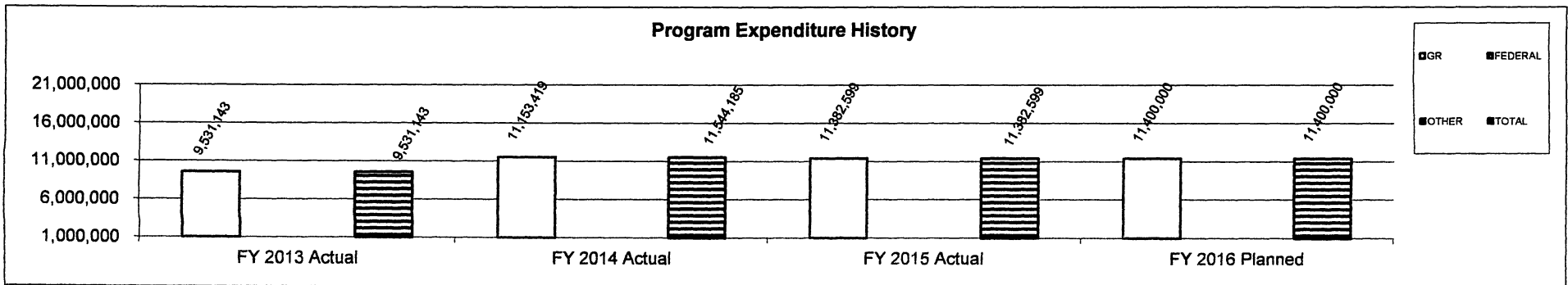
**3. Are there federal matching requirements? If yes, please explain.**

No

**4. Is this a federally mandated program? If yes, please explain.**

No

**5. Provide actual expenditures for the prior three fiscal years and planned expenditures for the current fiscal year.**





**PROGRAM DESCRIPTION**

<b>Department of Revenue</b>	<b>HB Section(s):</b> _____																								
<b>Program Name - Personal Tax</b>																									
<b>Program is found in the following core budget(s): Taxation Division, Motor Vehicle and Driver License Division, Administration Division, Legal Services Division, Postage</b>																									
<b>6. What are the sources of the "Other " funds?</b>																									
N/A																									
Footnote - The FY2013, FY2014 and FY2015 Actual and FY2016 Planned expenditures do not include information technology costs that were consolidated in the Office of Administration in FY2007																									
<b>7a. Provide an effectiveness measure.</b>																									
Revenue generated (net of refunds) (in billions)																									
	<table border="0" style="width:100%;"> <tr> <td></td> <td align="center">FY 2013</td> <td align="center">FY 2014</td> <td align="center">FY 2015</td> </tr> <tr> <td></td> <td align="center">Actual</td> <td align="center">Actual</td> <td align="center">Actual</td> </tr> <tr> <td></td> <td align="center">-----</td> <td align="center">-----</td> <td align="center">-----</td> </tr> <tr> <td></td> <td align="center">\$5.4</td> <td align="center">\$5.4</td> <td align="center">\$5.9</td> </tr> </table>		FY 2013	FY 2014	FY 2015		Actual	Actual	Actual		-----	-----	-----		\$5.4	\$5.4	\$5.9								
	FY 2013	FY 2014	FY 2015																						
	Actual	Actual	Actual																						
	-----	-----	-----																						
	\$5.4	\$5.4	\$5.9																						
<b>7b. Provide an efficiency measure.</b>																									
N/A																									
<b>7c. Provide the number of clients/individuals served, if applicable.</b>																									
Number of individual income tax returns processed (in millions)																									
	<table border="0" style="width:100%;"> <tr> <td></td> <td align="center">FY 2013</td> <td align="center">FY 2014</td> <td align="center">FY 2015</td> </tr> <tr> <td></td> <td align="center">Actual</td> <td align="center">Actual</td> <td align="center">Actual</td> </tr> <tr> <td></td> <td align="center">-----</td> <td align="center">-----</td> <td align="center">-----</td> </tr> <tr> <td>Total</td> <td align="center">2.97</td> <td align="center">2.85</td> <td align="center">3.00</td> </tr> <tr> <td>Paper</td> <td align="center">0.69</td> <td align="center">0.56</td> <td align="center">0.55</td> </tr> <tr> <td>Electronic</td> <td align="center">2.25</td> <td align="center">2.29</td> <td align="center">2.45</td> </tr> </table>		FY 2013	FY 2014	FY 2015		Actual	Actual	Actual		-----	-----	-----	Total	2.97	2.85	3.00	Paper	0.69	0.56	0.55	Electronic	2.25	2.29	2.45
	FY 2013	FY 2014	FY 2015																						
	Actual	Actual	Actual																						
	-----	-----	-----																						
Total	2.97	2.85	3.00																						
Paper	0.69	0.56	0.55																						
Electronic	2.25	2.29	2.45																						
<b>7d. Provide a customer satisfaction measure, if available.</b>																									
N/A																									

**PROGRAM DESCRIPTION**

<b>Department of Revenue</b>						<b>HB Section(s):</b> _____
<b>Program Name - Property Tax Credit</b>						
<b>Program is found in the following core budget(s): Taxation Division, Motor Vehicle and Driver License Division, Administration Division, Legal Services Division, Postage</b>						
	<b>Taxation</b>	<b>MV/DL</b>	<b>Admin</b>	<b>Legal</b>	<b>Postage</b>	<b>Total</b>
<b>GR</b>	658,679	0	45,962	6,271	30,129	741,041
<b>Federal</b>						0
<b>Other</b>						0
<b>Total</b>	658,679	0	45,962	6,271	30,129	741,041

**1. What does this program do?**

The Property Tax Credit (PTC) Program was established in Chapter 135 by the General Assembly in 1973. Persons are eligible to file a PTC claim under Sections 135.010 to 135.035, RSMo, if they meet all of the qualifications outlined in these sections. The PTC is a credit allowed to offset the cost of property taxes or rent paid on property subject to property tax by taxpayers who meet the household income limitations and are either 65 years of age or older, 100 percent disabled as a result of military service, 100 percent disabled, or has reached the age of 60 on or before the last day of the calendar year and is receiving surviving spouse Social Security benefits.

**2. What is the authorization for this program, i.e., federal or state statute, etc.? (Include the federal program number, if applicable.)**

Sections 135.010 to 135.035, RSMo.

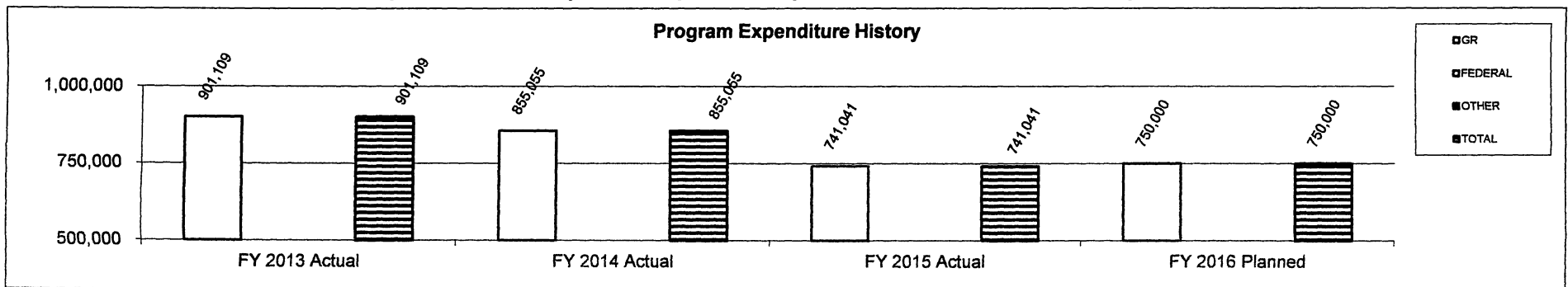
**3. Are there federal matching requirements? If yes, please explain.**

No

**4. Is this a federally mandated program? If yes, please explain.**

No

**5. Provide actual expenditures for the prior three fiscal years and planned expenditures for the current fiscal year.**



**PROGRAM DESCRIPTION**

**Department of Revenue** **HB Section(s):** \_\_\_\_\_

**Program Name - Property Tax Credit**

**Program is found in the following core budget(s): Taxation Division, Motor Vehicle and Driver License Division, Administration Division, Legal Services Division. Postage**

**6. What are the sources of the "Other " funds?**

N/A

Footnote - The FY 2013, FY 2014 and FY 2015 Actual and FY 2016 Planned expenditures do not include information technology costs that were consolidated in the Office of Administration in FY 2007.

**7a. Provide an effectiveness measure.**

N/A

**7b. Provide an efficiency measure.**

Number of days to process claims

	FY 2013 Actual	FY 2014 Actual	FY 2015 Actual
Paper	3.14	2.98	3.82
Electronic	3.14	2.98	3.82

**7c. Provide the number of clients/individuals served, if applicable.**

Number of claims processed

	FY 2013 Actual	FY 2014 Actual	FY 2015 Actual
	256,919	249,751	238,050

**7d. Provide a customer satisfaction measure, if available.**

N/A

**PROGRAM DESCRIPTION**

<b>Department of Revenue</b>						<b>HB Section(s):</b> _____
<b>Program Name - Sales and Use Tax</b>						
<b>Program is found in the following core budget(s): Taxation Division, Motor Vehicle and Driver License Division, Administration Division, Legal Services Division, Postage</b>						
	<b>Taxation</b>	<b>MV/DL</b>	<b>Admin</b>	<b>Legal</b>	<b>Postage</b>	<b>Total</b>
<b>GR</b>	<b>9,513,167</b>	<b>0</b>	<b>819,724</b>	<b>590,832</b>	<b>715,900</b>	<b>11,639,623</b>
<b>Federal</b>						<b>0</b>
<b>Other</b>	<b>611,933</b>		<b>156,138</b>	<b>112,539</b>	<b>136,362</b>	<b>1,016,972</b>
<b>Total</b>	<b>10,125,100</b>	<b>0</b>	<b>975,862</b>	<b>703,371</b>	<b>852,262</b>	<b>12,656,595</b>

**1. What does this program do?**

The Sales Tax Program administers and collects Missouri's sales and use taxes. Section 144.020, RSMo, authorizes a general sales tax, a 3 percent tax on the purchase price of tangible personal property or service sold at retail, excluding exemptions. Section 144.610, RSMo, authorizes a general use tax, a 3 percent tax on the value of tangible personal property purchased outside the state for the privilege of storing, using, or consuming the property within the state. Two additional sales and use taxes have been approved by voters and are authorized by Article IV, Section 43 and Article IV, Section 47 of the Missouri Constitution: a one-eighth of 1 percent Conservation sales and use tax and a one-tenth of 1 percent Parks, Soils, and Water Conservation sales and use tax. Also, Section 144.701, RSMo, authorizes a 1 percent Education sales and use tax. Program staff provides a variety of administrative and customer service functions. On the administrative side, staff implements, collects, and distributes local sales taxes and refunds overpayments of sales/use taxes. Staff also processes registration applications, updates information for businesses that report sales/use taxes, handle lien filings, assists in the collections or makes collection case referrals to local prosecuting attorneys and collection agencies, tax clearances, and debt offsets. Seven Missouri compliance offices and three out-of-state compliance offices conduct audits of taxpayers' sales and use returns. The Department educates its constituencies by participating at conferences, educational seminars, one-on-one meetings, and through its website.

**2. What is the authorization for this program, i.e., federal or state statute, etc.? (Include the federal program number, if applicable.)**

Chapter 144, RSMo

**3. Are there federal matching requirements? If yes, please explain.**

No

**4. Is this a federally mandated program? If yes, please explain.**

No

**PROGRAM DESCRIPTION**

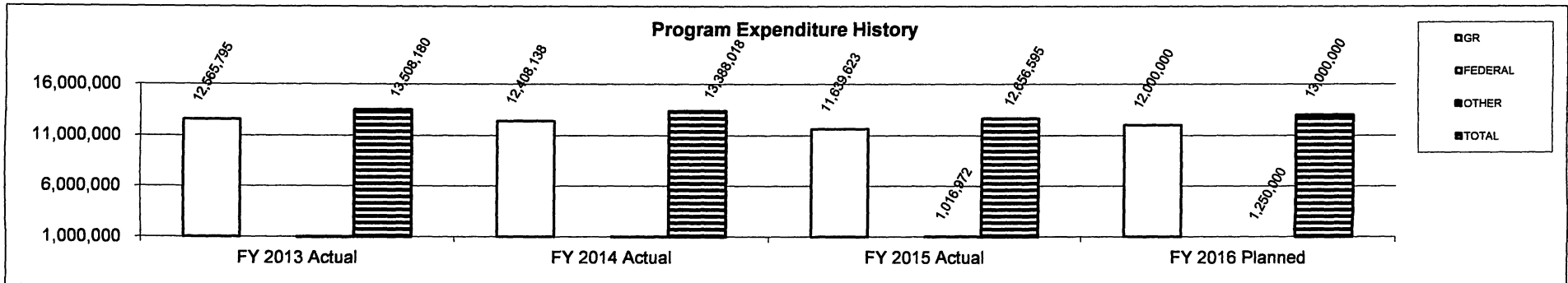
**Department of Revenue**

**HB Section(s):** \_\_\_\_\_

**Program Name - Sales and Use Tax**

**Program is found in the following core budget(s): Taxation Division, Motor Vehicle and Driver License Division, Administration Division, Legal Services Division, Postage**

**5. Provide actual expenditures for the prior three fiscal years and planned expenditures for the current fiscal year.**



**6. What are the sources of the "Other " funds?**

Conservation Fund (0609)

Footnote - The FY 2013, FY 2014 and FY 2015 Actual and FY 2016 Planned expenditures do not include information technology costs that were consolidated in the Office of Administration in FY 2007

**7a. Provide an effectiveness measure.**

Revenue generated (in billions) (General Revenue only before refunds)

FY 2013	FY 2014	FY 2015
Actual	Actual	Actual
\$1.89	\$1.96	\$2.00

**7b. Provide an efficiency measure.**

Average number of days from receipt in mail room to deposit

FY 2013	FY 2014	FY 2015
Actual	Actual	Actual
0.69	1.30	0.83

**PROGRAM DESCRIPTION**

<b>Department of Revenue</b>	<b>HB Section(s):</b> _____
<b>Program Name - Sales and Use Tax</b>	
<b>Program is found in the following core budget(s): Taxation Division, Motor Vehicle and Driver License Division, Administration Division, Legal Services Division, Postage</b>	

**7c. Provide the number of clients/individuals served, if applicable.**

Number of sales and use tax returns processed

FY 2013	FY 2014	FY 2015
Actual	Actual	Actual
730,340	703,062	705,116

**7d. Provide a customer satisfaction measure, if available.**

N/A

**PROGRAM DESCRIPTION**

Department of Revenue HB Section(s): \_\_\_\_\_

Program Name - Driver License

Program is found in the following core budget(s): Motor Vehicle and Driver License Division, Taxation Division, Administration Division, Legal Services Division, Postage

	MV/DL	Taxation	Admin	Legal	Postage	Total
GR	2,522,734	0	40,304	216,827	89,714	2,869,579
Federal	0	0	0	76,889	0	76,889
Other	1,528,432	0	295,565	1,590,061	657,900	4,071,958
<b>Total</b>	<b>4,051,166</b>	<b>0</b>	<b>335,869</b>	<b>1,883,777</b>	<b>747,614</b>	<b>7,018,426</b>

**1. What does this program do?**

The Driver License program collects fees and taxes and enforces state laws for the following activities: 1) issuing commercial and non-commercial driver licenses, nondriver licenses, and permits; 2) suspending, revoking, and disqualifying driver licenses; and 3) processing and maintaining records related to traffic violation point assessments, the administrative driving while intoxicated (DWI) and abuse-and-lose laws for alcohol and drug offenses, failure to appear in court for traffic violations, the safety responsibility (mandatory insurance) laws for uninsured motorists, and a variety of court-ordered driver license suspensions.

**2. What is the authorization for this program, i.e., federal or state statute, etc.? (Include the federal program number, if applicable.)**

Missouri Revised Statutes Chapters 302 and 303; Section 211.031; Section 304.070; Section 304.351; Section 311.325; Sections 454.1000 - 454.1018; Sections 544.045 - 544.046; Section 577.041; Sections 577.500 - 577.510; and Sections 577.600 - 577.614.

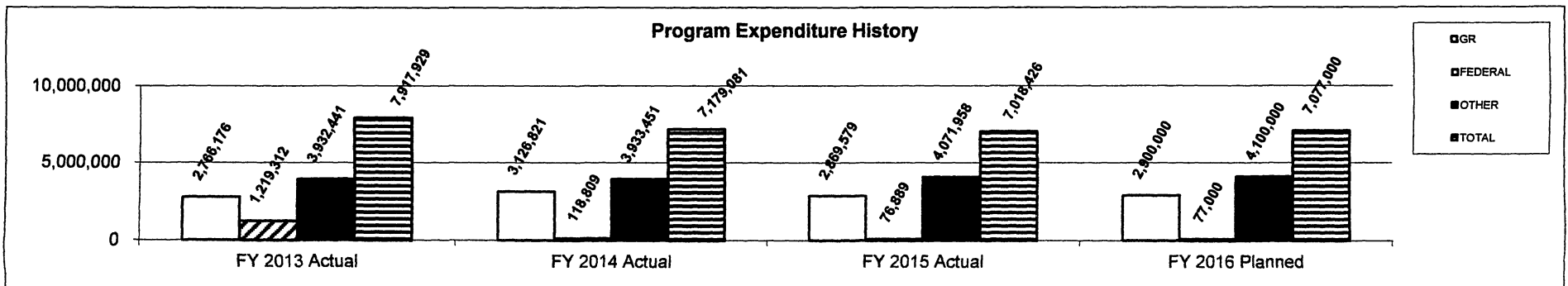
**3. Are there federal matching requirements? If yes, please explain.**

No

**4. Is this a federally mandated program? If yes, please explain.**

No

**5. Provide actual expenditures for the prior three fiscal years and planned expenditures for the current fiscal year.**



**PROGRAM DESCRIPTION**

<b>Department of Revenue</b>	<b>HB Section(s):</b> _____								
<b>Program Name - Driver License</b>									
<b>Program is found in the following core budget(s): Motor Vehicle and Driver License Division, Taxation Division, Administration Division, Legal Services Division, Postage</b>									
<b>6. What are the sources of the "Other " funds?</b>									
State Highways and Transportation Department Fund (0644)									
Footnote - The FY 2013, FY 2014 and FY 2015 Actual and FY 2016 Planned expenditures do not include information technology costs that were consolidated in the Office of Administration in FY 2007									
<b>7a. Provide an effectiveness measure.</b>									
Revenue generated (in millions)									
	<table border="0" style="width:100%;"> <tr> <td></td> <td align="center">FY 2013</td> <td align="center">FY 2014</td> <td align="center">FY 2015</td> </tr> <tr> <td></td> <td align="center"><u>Actual</u></td> <td align="center"><u>Actual</u></td> <td align="center"><u>Actual</u></td> </tr> </table>		FY 2013	FY 2014	FY 2015		<u>Actual</u>	<u>Actual</u>	<u>Actual</u>
	FY 2013	FY 2014	FY 2015						
	<u>Actual</u>	<u>Actual</u>	<u>Actual</u>						
Issuance	\$16.3      \$16.0      \$18.4								
Reinstatement	\$2.6      \$2.6      \$2.6								
<b>7b. Provide an efficiency measure.</b>									
N/A									
<b>7c. Provide the number of clients/individuals served, if applicable.</b>									
Number of licenses produced									
	<table border="0" style="width:100%;"> <tr> <td></td> <td align="center">FY 2013</td> <td align="center">FY 2014</td> <td align="center">FY 2015</td> </tr> <tr> <td></td> <td align="center"><u>Actual</u></td> <td align="center"><u>Actual</u></td> <td align="center"><u>Actual</u></td> </tr> </table>		FY 2013	FY 2014	FY 2015		<u>Actual</u>	<u>Actual</u>	<u>Actual</u>
	FY 2013	FY 2014	FY 2015						
	<u>Actual</u>	<u>Actual</u>	<u>Actual</u>						
Initial	343,242      355,375      366,779								
Renewal	711,287      657,488      818,092								
Non-driver	270,098      183,631      189,486								
Duplicate	<u>232,595      218,630      225,784</u>								
Total	1,557,222      1,415,124      1,600,141								
<b>7d. Provide a customer satisfaction measure, if available.</b>									
N/A									



**PROGRAM DESCRIPTION**

<b>Department of Revenue</b>						<b>HB Section(s):</b> _____
<b>Program Name - Motor Vehicle Dealer Registration</b>						
<b>Program is found in the following core budget(s): Motor Vehicle and Driver License Division, Taxation Division, Administration Division, Legal Services</b>						
	<b>MV/DL</b>	<b>Taxation</b>	<b>Admin</b>	<b>Legal</b>	<b>Postage</b>	<b>Total</b>
<b>GR</b>	47,580					47,580
<b>Federal</b>						0
<b>Other</b>	232,895	0	22,780	335,756	18,186	609,617
<b>Total</b>	280,475	0	22,780	335,756	18,186	657,197

**1. What does this program do?**

The Dealer Registration Program is responsible for the annual licensing of all manufacturers, motor vehicle dealers, wholesale motor vehicle auctions, public motor vehicle auctions, and wholesale motor vehicle dealers. Department staff responds to dealer inquiries about state regulations, issues annual dealership license plates, and records sales volume information to ensure compliance with state regulations.

**2. What is the authorization for this program, i.e., federal or state statute, etc.? (Include the federal program number, if applicable.)**

Sections 301.550 through 301.573, RSMo.

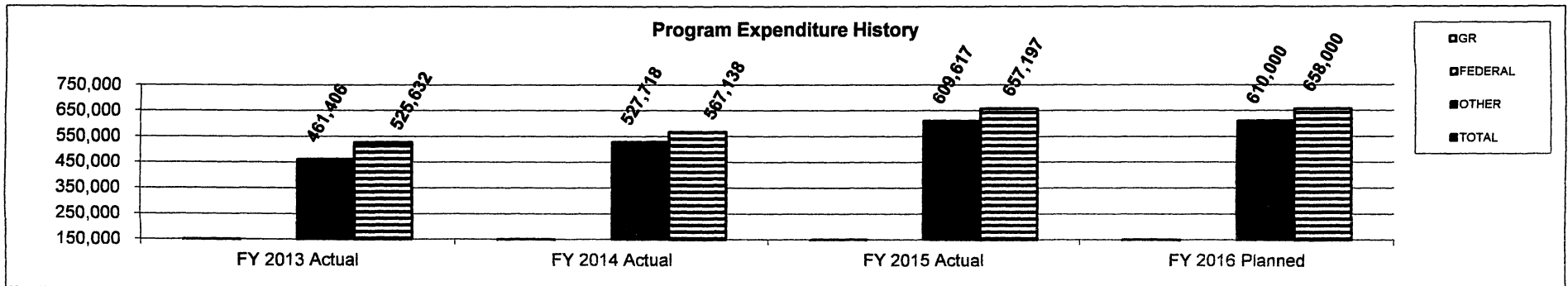
**3. Are there federal matching requirements? If yes, please explain.**

No

**4. Is this a federally mandated program? If yes, please explain.**

No

**5. Provide actual expenditures for the prior three fiscal years and planned expenditures for the current fiscal year.**



**PROGRAM DESCRIPTION**

<b>Department of Revenue</b>	<b>HB Section(s):</b> _____									
<b>Program Name - Motor Vehicle Dealer Registration</b>										
<b>Program is found in the following core budget(s): Motor Vehicle and Driver License Division, Taxation Division, Administration Division, Legal Services</b>										
<b>6. What are the sources of the "Other " funds?</b>										
State Highways and Transportation Department Fund (0644) and Motor Vehicle Commission Fund (0588)										
Footnote - The FY 2013, FY 2014 and FY 2015 Actual and FY 2016 Planned expenditures do not include information technology costs that were consolidated in the Office of Administration in FY 2007										
<b>7a. Provide an effectiveness measure.</b>										
Total revenue collected										
	<table border="0" style="width:100%;"> <tr> <td align="center">FY 2013</td> <td align="center">FY 2014</td> <td align="center">FY 2015</td> </tr> <tr> <td align="center"><u>Actual</u></td> <td align="center"><u>Actual</u></td> <td align="center"><u>Actual</u></td> </tr> <tr> <td align="center">\$1,005,882</td> <td align="center">\$961,383</td> <td align="center">\$1,020,585</td> </tr> </table>	FY 2013	FY 2014	FY 2015	<u>Actual</u>	<u>Actual</u>	<u>Actual</u>	\$1,005,882	\$961,383	\$1,020,585
FY 2013	FY 2014	FY 2015								
<u>Actual</u>	<u>Actual</u>	<u>Actual</u>								
\$1,005,882	\$961,383	\$1,020,585								
<b>7b. Provide an efficiency measure.</b>										
N/A										
<b>7c. Provide the number of clients/individuals served, if applicable.</b>										
Total number of dealerships licensed										
	<table border="0" style="width:100%;"> <tr> <td align="center">FY 2013</td> <td align="center">FY 2014</td> <td align="center">FY 2015</td> </tr> <tr> <td align="center"><u>Actual</u></td> <td align="center"><u>Actual</u></td> <td align="center"><u>Actual</u></td> </tr> <tr> <td align="center">5,885</td> <td align="center">5,917</td> <td align="center">5,785</td> </tr> </table>	FY 2013	FY 2014	FY 2015	<u>Actual</u>	<u>Actual</u>	<u>Actual</u>	5,885	5,917	5,785
FY 2013	FY 2014	FY 2015								
<u>Actual</u>	<u>Actual</u>	<u>Actual</u>								
5,885	5,917	5,785								
<b>7d. Provide a customer satisfaction measure, if available.</b>										
N/A										

**PROGRAM DESCRIPTION**

<b>Department of Revenue</b>						<b>HB Section(s):</b> _____
<b>Program Name - Motor Vehicle Registration</b>						
<b>Program is found in the following core budget(s): Motor Vehicle and Driver License Division, Taxation Division, Administration Division, Legal Services Division, Postage</b>						
	<b>MV/DL</b>	<b>Taxation</b>	<b>Admin</b>	<b>Legal</b>	<b>Postage</b>	<b>Total</b>
<b>GR</b>	1,542,540	0	43,182	9,333	204,959	1,800,014
<b>Federal</b>	0					0
<b>Other</b>	3,456,518	0	316,665	68,446	1,503,029	5,344,658
<b>Total</b>	4,999,058	0	359,847	77,779	1,707,988	7,144,672

**1. What does this program do?**

The Motor Vehicle Registration Program collects registration fees and processes registration information for motor vehicles, trailers, marine craft, and all-terrain vehicles. Staff maintains the database of registration information and updates the system as mandated by state law, including the online registration renewal system, plates.mo.gov. The staff also orders, maintains, and audits the license plate, certificate of number, and tab inventories.

**2. What is the authorization for this program, i.e., federal or state statute, etc.? (Include the federal program number, if applicable.)**

Missouri Revised Statutes Chapters 301 and 306 and Sections 32.300, 303.026, 307.350, 307.353, and 307.355.

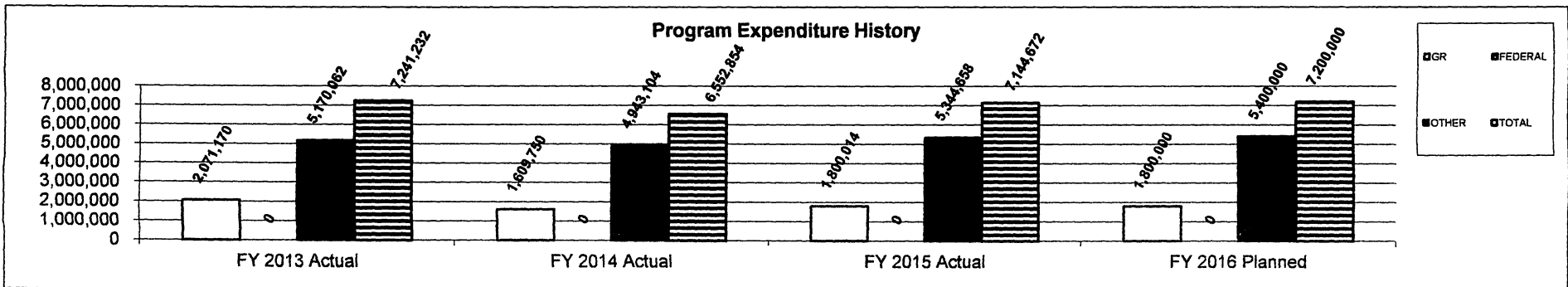
**3. Are there federal matching requirements? If yes, please explain.**

No

**4. Is this a federally mandated program? If yes, please explain.**

No

**5. Provide actual expenditures for the prior three fiscal years and planned expenditures for the current fiscal year.**



**PROGRAM DESCRIPTION**

<b>Department of Revenue</b>	<b>HB Section(s):</b> _____																																
<b>Program Name - Motor Vehicle Registration</b>																																	
<b>Program is found in the following core budget(s): Motor Vehicle and Driver License Division, Taxation Division, Administration Division, Legal Services Division, Postage</b>																																	
<b>6. What are the sources of the "Other" funds?</b>																																	
State Highways and Transportation Department Fund (0644) and Specialty Plate Fund (0775)																																	
Footnote - The FY 2013, FY 2014 and FY 2015 Actual and FY 2016 Planned expenditures do not include information technology costs that were consolidated in the Office of Administration in FY 2007.																																	
<b>7a. Provide an effectiveness measure.</b>																																	
Revenue generated (in millions)																																	
	<table border="0" style="width:100%;"> <tr> <td align="center">FY 2013</td> <td align="center">FY 2014</td> <td align="center">FY 2015</td> </tr> <tr> <td align="center">Actual</td> <td align="center">Actual</td> <td align="center">Actual</td> </tr> <tr> <td align="center">-----</td> <td align="center">-----</td> <td align="center">-----</td> </tr> <tr> <td align="center">\$162.27</td> <td align="center">\$164.21</td> <td align="center">\$167.49</td> </tr> </table>	FY 2013	FY 2014	FY 2015	Actual	Actual	Actual	-----	-----	-----	\$162.27	\$164.21	\$167.49																				
FY 2013	FY 2014	FY 2015																															
Actual	Actual	Actual																															
-----	-----	-----																															
\$162.27	\$164.21	\$167.49																															
<b>7b. Provide an efficiency measure.</b>																																	
N/A																																	
<b>7c. Provide the number of clients/individuals served, if applicable.</b>																																	
Number of registrations produced																																	
	<table border="0" style="width:100%;"> <tr> <td></td> <td align="center">FY 2013</td> <td align="center">FY 2014</td> <td align="center">FY 2015</td> </tr> <tr> <td></td> <td align="center">Actual</td> <td align="center">Actual</td> <td align="center">Actual</td> </tr> <tr> <td></td> <td align="center">-----</td> <td align="center">-----</td> <td align="center">-----</td> </tr> <tr> <td>Motor Vehicle - Annual (in millions)</td> <td align="center">1.71</td> <td align="center">2.08</td> <td align="center">2.08</td> </tr> <tr> <td>Motor Vehicle - Biennial (in millions)</td> <td align="center">1.81</td> <td align="center">1.63</td> <td align="center">1.88</td> </tr> <tr> <td>Trailer</td> <td align="center">339,895</td> <td align="center">358,984</td> <td align="center">370,061</td> </tr> <tr> <td>Marine craft</td> <td align="center">119,179</td> <td align="center">121,870</td> <td align="center">122,531</td> </tr> <tr> <td>All-Terrain Vehicles</td> <td align="center">28,156</td> <td align="center">24,458</td> <td align="center">23,414</td> </tr> </table>		FY 2013	FY 2014	FY 2015		Actual	Actual	Actual		-----	-----	-----	Motor Vehicle - Annual (in millions)	1.71	2.08	2.08	Motor Vehicle - Biennial (in millions)	1.81	1.63	1.88	Trailer	339,895	358,984	370,061	Marine craft	119,179	121,870	122,531	All-Terrain Vehicles	28,156	24,458	23,414
	FY 2013	FY 2014	FY 2015																														
	Actual	Actual	Actual																														
	-----	-----	-----																														
Motor Vehicle - Annual (in millions)	1.71	2.08	2.08																														
Motor Vehicle - Biennial (in millions)	1.81	1.63	1.88																														
Trailer	339,895	358,984	370,061																														
Marine craft	119,179	121,870	122,531																														
All-Terrain Vehicles	28,156	24,458	23,414																														
<b>7d. Provide a customer satisfaction measure, if available.</b>																																	
N/A																																	

**PROGRAM DESCRIPTION**

Department of Revenue HB Section(s): \_\_\_\_\_  
 Program Name - Motor Vehicle Title  
 Program is found in the following core budget(s): Motor Vehicle and Driver License Division, Taxation Division, Administration Division, Legal Services Division, Postage

	MV/DL	Taxation	Admin	Legal	Postage	Total
GR	900,731	0	67,848	54,726	110,994	1,134,299
Federal	0					0
Other	2,761,268	0	497,548	401,320	813,952	4,474,088
<b>Total</b>	<b>3,661,999</b>	<b>0</b>	<b>565,396</b>	<b>456,046</b>	<b>924,946</b>	<b>5,608,387</b>

**1. What does this program do?**

The Motor Vehicle Title Program collects fees and taxes for all title transactions and issues titles that show proof of ownership. Program staff examines title transactions to ensure compliance with state laws, maintains the title information database, and updates the system as mandated by state statute. Program staff also maintain the lienholder and notice of sale systems for lienholders to file a notice of lien and sellers to file a notice of sale.

**2. What is the authorization for this program, i.e., federal or state statute, etc.? (Include the federal program number, if applicable.)**

Missouri Revised Statutes Chapters 301 and 306 and Sections 144.070, 144.440, 407.536, 454.516, and 700.320 through 700.380.

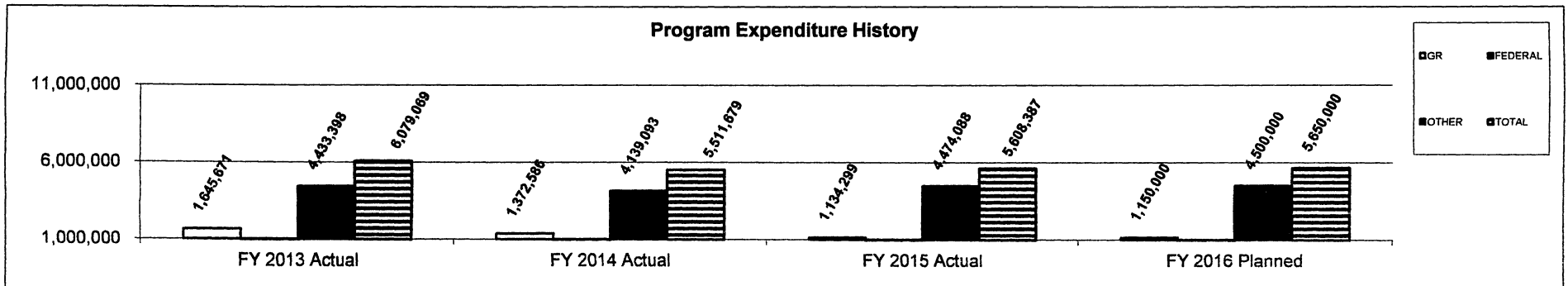
**3. Are there federal matching requirements? If yes, please explain.**

No

**4. Is this a federally mandated program? If yes, please explain.**

No

**5. Provide actual expenditures for the prior three fiscal years and planned expenditures for the current fiscal year.**



**PROGRAM DESCRIPTION**

<b>Department of Revenue</b>	<b>HB Section(s):</b> _____												
<b>Program Name - Motor Vehicle Title</b>													
<b>Program is found in the following core budget(s): Motor Vehicle and Driver License Division, Taxation Division, Administration Division, Legal Services Division, Postage</b>													
<b>6. What are the sources of the "Other " funds?</b>													
State Highways and Transportation Department Fund (0644)													
Footnote - The FY 2013, FY 2014 and FY 2015 Actual and FY 2016 Planned expenditures do not include information technology costs that were consolidated in the Office of Administration in FY 2007.													
<b>7a. Provide an effectiveness measure.</b>													
Revenue generated (in millions)													
	<table border="0" style="width:100%;"> <tr> <td align="center">FY 2013</td> <td align="center">FY 2014</td> <td align="center">FY 2015</td> </tr> <tr> <td align="center">Actual</td> <td align="center">Actual</td> <td align="center">Actual</td> </tr> <tr> <td align="center"><hr/></td> <td align="center"><hr/></td> <td align="center"><hr/></td> </tr> <tr> <td align="center">\$639.85</td> <td align="center">\$735.60</td> <td align="center">\$793.78</td> </tr> </table>	FY 2013	FY 2014	FY 2015	Actual	Actual	Actual	<hr/>	<hr/>	<hr/>	\$639.85	\$735.60	\$793.78
FY 2013	FY 2014	FY 2015											
Actual	Actual	Actual											
<hr/>	<hr/>	<hr/>											
\$639.85	\$735.60	\$793.78											
<b>7b. Provide an efficiency measure.</b>													
N/A													
<b>7c. Provide the number of clients/individuals served, if applicable.</b>													
Number of titles produced (in millions)													
	<table border="0" style="width:100%;"> <tr> <td align="center">FY 2013</td> <td align="center">FY 2014</td> <td align="center">FY 2015</td> </tr> <tr> <td align="center">Actual</td> <td align="center">Actual</td> <td align="center">Actual</td> </tr> <tr> <td align="center"><hr/></td> <td align="center"><hr/></td> <td align="center"><hr/></td> </tr> <tr> <td align="center">1.95</td> <td align="center">1.99</td> <td align="center">2.04</td> </tr> </table>	FY 2013	FY 2014	FY 2015	Actual	Actual	Actual	<hr/>	<hr/>	<hr/>	1.95	1.99	2.04
FY 2013	FY 2014	FY 2015											
Actual	Actual	Actual											
<hr/>	<hr/>	<hr/>											
1.95	1.99	2.04											
<b>7d. Provide a customer satisfaction measure, if available.</b>													
N/A													

# **ADMINISTRATION DIVISION**

**DECISION ITEM SUMMARY**

Budget Unit	FY 2015	FY 2015	FY 2016	FY 2016	FY 2017	FY 2017	FY 2017	FY 2017
Decision Item	ACTUAL	ACTUAL	BUDGET	BUDGET	DEPT REQ	DEPT REQ	GOV REC	GOV REC
Budget Object Summary	DOLLAR	FTE	DOLLAR	FTE	DOLLAR	FTE	DOLLAR	FTE
Fund	DOLLAR	FTE	DOLLAR	FTE	DOLLAR	FTE	DOLLAR	FTE
<b>ADMINISTRATION DIVISION</b>								
<b>CORE</b>								
<b>PERSONAL SERVICES</b>								
GENERAL REVENUE	1,115,877	28.98	1,122,219	36.04	1,122,219	36.04	1,122,219	36.04
DEPT OF REVENUE	34,922	1.06	53,170	1.74	53,170	1.74	53,170	1.74
CHILD SUPPORT ENFORCEMENT FUND	25,206	0.76	25,552	0.88	25,552	0.88	25,552	0.88
TOTAL - PS	1,176,005	30.80	1,200,941	38.66	1,200,941	38.66	1,200,941	38.66
<b>EXPENSE &amp; EQUIPMENT</b>								
GENERAL REVENUE	204,714	0.00	211,326	0.00	211,326	0.00	211,326	0.00
DEPT OF REVENUE	2,325,815	0.00	3,470,006	0.00	3,470,006	0.00	3,470,006	0.00
CHILD SUPPORT ENFORCEMENT FUND	1,331,805	0.00	2,089,841	0.00	2,089,841	0.00	2,089,841	0.00
TOTAL - EE	3,862,334	0.00	5,771,173	0.00	5,771,173	0.00	5,771,173	0.00
<b>TOTAL</b>	<b>5,038,339</b>	<b>30.80</b>	<b>6,972,114</b>	<b>38.66</b>	<b>6,972,114</b>	<b>38.66</b>	<b>6,972,114</b>	<b>38.66</b>
<b>Pay Plan - 0000012</b>								
<b>PERSONAL SERVICES</b>								
GENERAL REVENUE	0	0.00	0	0.00	0	0.00	22,447	0.00
DEPT OF REVENUE	0	0.00	0	0.00	0	0.00	1,064	0.00
CHILD SUPPORT ENFORCEMENT FUND	0	0.00	0	0.00	0	0.00	512	0.00
TOTAL - PS	0	0.00	0	0.00	0	0.00	24,023	0.00
<b>TOTAL</b>	<b>0</b>	<b>0.00</b>	<b>0</b>	<b>0.00</b>	<b>0</b>	<b>0.00</b>	<b>24,023</b>	<b>0.00</b>
<b>GRAND TOTAL</b>	<b>\$5,038,339</b>	<b>30.80</b>	<b>\$6,972,114</b>	<b>38.66</b>	<b>\$6,972,114</b>	<b>38.66</b>	<b>\$6,996,137</b>	<b>38.66</b>



THIS PAGE INTENTIONALLY LEFT BLANK.

**CORE DECISION ITEM**

<b>Department of Revenue</b>	<b>Budget Unit</b>	<b>86135C</b>
<b>Division of Administration</b>		
<b>Core - Administration</b>	<b>HB Section</b>	<b>4.025</b>

**1. CORE FINANCIAL SUMMARY**

	FY 2017 Budget Request			
	GR	Federal	Other	Total
PS	1,122,219	53,170	25,552	1,200,941
EE	211,326	3,470,006	2,089,841	5,771,173
PSD	0	0	0	0
TRF	0	0	0	0
<b>Total</b>	<b>1,333,545</b>	<b>3,523,176</b>	<b>2,115,393</b>	<b>6,972,114</b>

<b>FTE</b>	<b>36.04</b>	<b>1.74</b>	<b>0.88</b>	<b>38.66</b>
------------	--------------	-------------	-------------	--------------

<b>Est. Fringe</b>	<b>670,306</b>	<b>32,086</b>	<b>15,862</b>	<b>718,254</b>
--------------------	----------------	---------------	---------------	----------------

*Note: Fringes budgeted in House Bill 5 except for certain fringes budgeted directly to MoDOT, Highway Patrol, and Conservation.*

Other Funds: Child Support Enforcement (0169)

	FY 2017 Governor's Recommendation			
	GR	Federal	Other	Total
PS	1,122,219	53,170	25,552	1,200,941
EE	211,326	3,470,006	2,089,841	5,771,173
PSD	0	0	0	0
TRF	0	0	0	0
<b>Total</b>	<b>1,333,545</b>	<b>3,523,176</b>	<b>2,115,393</b>	<b>6,972,114</b>

<b>FTE</b>	<b>36.04</b>	<b>1.74</b>	<b>0.88</b>	<b>38.66</b>
------------	--------------	-------------	-------------	--------------

<b>Est. Fringe</b>	<b>670,306</b>	<b>32,086</b>	<b>15,862</b>	<b>718,254</b>
--------------------	----------------	---------------	---------------	----------------

*Note: Fringes budgeted in House Bill 5 except for certain fringes budgeted directly to MoDOT, Highway Patrol, and Conservation.*

Other Funds: Child Support Enforcement (0169)

**2. CORE DESCRIPTION**

The Administration Division performs administrative support functions to increase the effectiveness of revenue collection and motor vehicle and driver license programs in the Department of Revenue. The division is responsible for providing fiscal services to the Department and other governmental agencies in the areas of finance, accounting, depositing and cashing of state and non-state revenues, investing and collateralizing non-state revenue collections, accounts payable, and providing strong internal control by performing reconciliations and reviews, and preparing financial statements and reports.

The division is also responsible for providing support to its employees through payroll processing, policy and employment law guidance, recruitment, training and communication functions to maintain effective employee relations. This division also coordinates external communications by creating taxpayer educational videos, updating internet content, and involvement with community outreach efforts.

The division also provides service and support in the areas of form development, policy administration, procurement, mail processing, archiving, stores, inventory distribution, delivery services, and coordinates Department leasing.

The division's federal funds are associated with the oversight of the child support collection services contract. In conjunction with the Missouri Department of Social Services (DSS), the division administers the contract which receipts and disburses child support payments. The DSS is responsible for the grant application, award and administration. The cost is split between the federal (66 percent) and state (34 percent) governments. The DOR reports its cost to DSS on a quarterly basis.

Additional divisional costs are included in the Highway Collections budget unit.

**CORE DECISION ITEM**

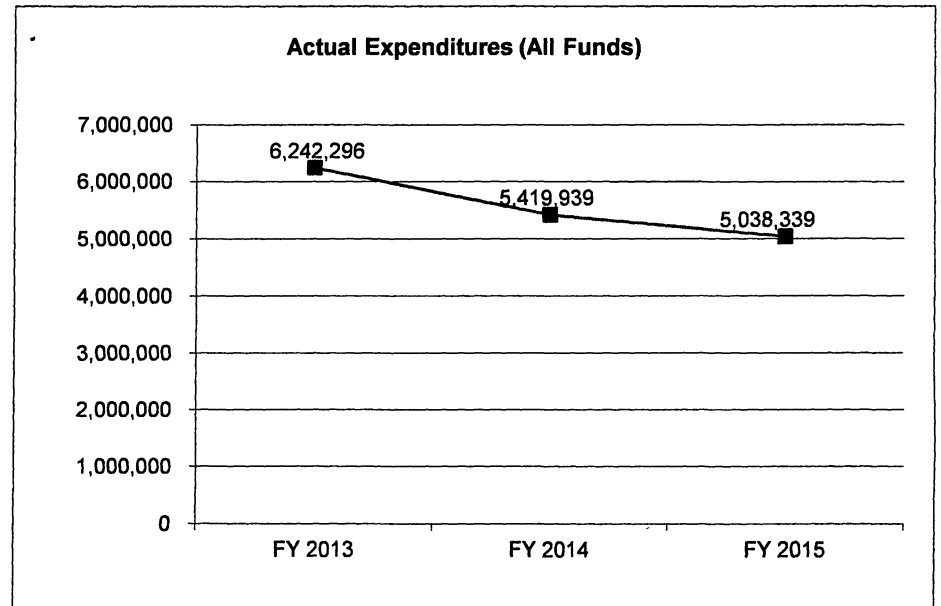
<b>Department of Revenue</b>	<b>Budget Unit</b> <u>86135C</u>
<b>Division of Administration</b>	
<b>Core - Administration</b>	<b>HB Section</b> <u>4.025</u>

**3. PROGRAM LISTING (list programs included in this core funding)**

Child Support Program	Personal Tax Program	Driver License Program	Motor Vehicle Title Program
Corporate Tax Program	Property Tax Program	Motor Vehicle Dealer Registration Program	
Fuel Tax Program	Sales Tax Program	Motor Vehicle Registration Program	

**4. FINANCIAL HISTORY**

	<b>FY 2013 Actual</b>	<b>FY 2014 Actual</b>	<b>FY 2015 Actual</b>	<b>FY 2016 Current Yr.</b>
Appropriation (All Funds)	10,117,706	10,013,326	6,965,360	6,972,114
Less Reverted (All Funds)	(44,438)	(41,285)	(6,340)	0
Less Restricted (All Funds)	0	0	0	0
Budget Authority (All Funds)	10,073,268	9,972,041	6,959,020	6,972,114
Actual Expenditures (All Funds)	6,242,296	5,419,939	5,038,339	0
Unexpended (All Funds)	3,830,972	4,552,102	1,920,681	6,972,114
Unexpended, by Fund:				
General Revenue	19	530	282	0
Federal	2,969,672	3,431,053	1,162,154	0
Other	861,281	1,120,519	758,245	0
	(1), (2)	(1), (2)	(1), (2)	



Reverted includes the statutory three-percent reserve amount (when applicable).

Restricted includes any Governor's Expenditure Restrictions which remained at the end of the fiscal year (when applicable).

**NOTES:**

(1) Additional divisional costs are included in the Department's Highway Collections budget unit.

(2) Federal and Other funds lapse relate to the Child Support Enforcement collections services contract.

**CORE RECONCILIATION DETAIL**

**DEPARTMENT OF REVENUE  
ADMINISTRATION DIVISION**

**5. CORE RECONCILIATION DETAIL**

	<b>Budget Class</b>	<b>FTE</b>	<b>GR</b>	<b>Federal</b>	<b>Other</b>	<b>Total</b>	<b>Explanation</b>
<b>TAFP AFTER VETOES</b>							
	PS	38.66	1,122,219	53,170	25,552	1,200,941	
	EE	0.00	211,326	3,470,006	2,089,841	5,771,173	
	<b>Total</b>	<b>38.66</b>	<b>1,333,545</b>	<b>3,523,176</b>	<b>2,115,393</b>	<b>6,972,114</b>	
<b>DEPARTMENT CORE ADJUSTMENTS</b>							
Core Reallocation	1155 1751 PS	0.00	0	0	0		(0) Core reallocation.
<b>NET DEPARTMENT CHANGES</b>		<b>0.00</b>	<b>0</b>	<b>0</b>	<b>0</b>		<b>(0)</b>
<b>DEPARTMENT CORE REQUEST</b>							
	PS	38.66	1,122,219	53,170	25,552	1,200,941	
	EE	0.00	211,326	3,470,006	2,089,841	5,771,173	
	<b>Total</b>	<b>38.66</b>	<b>1,333,545</b>	<b>3,523,176</b>	<b>2,115,393</b>	<b>6,972,114</b>	
<b>GOVERNOR'S RECOMMENDED CORE</b>							
	PS	38.66	1,122,219	53,170	25,552	1,200,941	
	EE	0.00	211,326	3,470,006	2,089,841	5,771,173	
	<b>Total</b>	<b>38.66</b>	<b>1,333,545</b>	<b>3,523,176</b>	<b>2,115,393</b>	<b>6,972,114</b>	

**DECISION ITEM DETAIL**

Budget Unit	FY 2015	FY 2015	FY 2016	FY 2016	FY 2017	FY 2017	FY 2017	FY 2017
Decision Item	ACTUAL	ACTUAL	BUDGET	BUDGET	DEPT REQ	DEPT REQ	GOV REC	GOV REC
Budget Object Class	DOLLAR	FTE	DOLLAR	FTE	DOLLAR	FTE	DOLLAR	FTE
<b>ADMINISTRATION DIVISION</b>								
<b>CORE</b>								
ADMIN OFFICE SUPPORT ASSISTANT	72,249	2.51	72,761	2.40	72,761	2.40	72,761	2.40
PRINTING/MAIL TECHNICIAN I	121,581	4.87	156,613	6.85	156,613	6.85	156,613	6.85
PRINTING/MAIL TECHNICIAN II	83,451	2.92	95,604	3.15	95,604	3.15	95,604	3.15
PRINTING/MAIL TECHNICIAN IV	13,314	0.38	15,338	0.38	15,338	0.38	15,338	0.38
PRINTING/MAIL CUSTOMER SVC REP	20,025	0.53	21,635	0.38	21,635	0.38	21,635	0.38
STOREKEEPER I	9,349	0.36	11,530	0.17	11,530	0.17	11,530	0.17
SUPPLY MANAGER I	13,597	0.36	14,264	0.38	14,264	0.38	14,264	0.38
PROCUREMENT OFCR II	11,631	0.26	18,297	0.38	18,297	0.38	18,297	0.38
ACCOUNT CLERK II	14,259	0.53	80,507	6.73	80,507	6.73	80,507	6.73
ACCOUNTANT I	37,767	1.23	55,880	2.09	55,880	2.09	55,880	2.09
ACCOUNTANT II	27,990	0.72	30,114	0.83	30,114	0.83	30,114	0.83
ACCOUNTANT III	10,074	0.25	16,017	0.38	16,017	0.38	16,017	0.38
PERSONNEL OFCR I	27,088	0.58	28,381	0.38	28,381	0.38	28,381	0.38
HUMAN RELATIONS OFCR II	15,986	0.38	17,290	0.40	17,290	0.40	17,290	0.40
PERSONNEL ANAL I	12,106	0.35	0	0.00	23,382	0.76	23,382	0.76
PERSONNEL ANAL II	8,064	0.21	28,122	0.76	0	0.00	0	0.00
PUBLIC INFORMATION COOR	19,847	0.43	17,835	0.38	17,835	0.38	17,835	0.38
TRAINING TECH I	13,203	0.37	23,152	0.40	23,152	0.40	23,152	0.40
EXECUTIVE I	36,880	0.99	14,332	0.38	14,332	0.38	14,332	0.38
MANAGEMENT ANALYSIS SPEC I	7,217	0.19	10,865	0.20	10,865	0.20	10,865	0.20
PERSONNEL CLERK	13,286	0.43	15,661	0.60	15,661	0.60	15,661	0.60
ADMINISTRATIVE ANAL III	2,461	0.06	0	0.00	0	0.00	0	0.00
LABOR SPV	10,315	0.34	11,341	0.38	11,341	0.38	11,341	0.38
MOTOR VEHICLE DRIVER	34,436	1.32	37,631	1.38	37,631	1.38	37,631	1.38
REVENUE SECTION SUPV	36,009	1.00	36,192	1.00	36,192	1.00	36,192	1.00
REVENUE PROCESSING TECH III	27,742	0.96	21,424	0.62	21,424	0.62	21,424	0.62
FACILITIES OPERATIONS MGR B2	18,962	0.32	21,937	0.38	21,937	0.38	21,937	0.38
FISCAL & ADMINISTRATIVE MGR B1	56,971	1.18	65,807	1.38	65,807	1.38	65,807	1.38
FISCAL & ADMINISTRATIVE MGR B2	17,918	0.30	23,541	0.38	23,541	0.38	23,541	0.38
FISCAL & ADMINISTRATIVE MGR B3	28,045	0.39	27,754	0.38	27,754	0.38	27,754	0.38
HUMAN RESOURCES MGR B2	25,373	0.43	21,054	0.38	21,054	0.38	21,054	0.38
REVENUE MANAGER, BAND 1	20,642	0.43	23,877	0.38	23,877	0.38	23,877	0.38

**DECISION ITEM DETAIL**

Budget Unit	FY 2015	FY 2015	FY 2016	FY 2016	FY 2017	FY 2017	FY 2017	FY 2017
Decision Item	ACTUAL	ACTUAL	BUDGET	BUDGET	DEPT REQ	DEPT REQ	GOV REC	GOV REC
Budget Object Class	DOLLAR	FTE	DOLLAR	FTE	DOLLAR	FTE	DOLLAR	FTE
<b>ADMINISTRATION DIVISION</b>								
<b>CORE</b>								
STATE DEPARTMENT DIRECTOR	56,381	0.49	11,958	0.40	16,698	0.40	16,698	0.40
DEPUTY STATE DEPT DIRECTOR	30,785	0.28	31,709	0.40	31,709	0.40	31,709	0.40
DESIGNATED PRINCIPAL ASST DEPT	88,490	1.40	33,935	1.65	33,935	1.65	33,935	1.65
DIVISION DIRECTOR	28,306	0.35	31,166	0.37	31,166	0.37	31,166	0.37
CLERK	23,270	1.12	0	0.00	0	0.00	0	0.00
MISCELLANEOUS TECHNICAL	855	0.04	0	0.00	0	0.00	0	0.00
SPECIAL ASST OFFICIAL & ADMSTR	64,973	1.18	41,030	0.80	41,030	0.80	41,030	0.80
SPECIAL ASST OFFICE & CLERICAL	15,107	0.36	16,387	0.76	16,387	0.76	16,387	0.76
<b>TOTAL - PS</b>	<b>1,176,005</b>	<b>30.80</b>	<b>1,200,941</b>	<b>38.66</b>	<b>1,200,941</b>	<b>38.66</b>	<b>1,200,941</b>	<b>38.66</b>
TRAVEL, IN-STATE	3,156	0.00	3,000	0.00	3,000	0.00	3,000	0.00
TRAVEL, OUT-OF-STATE	2,923	0.00	1,000	0.00	1,000	0.00	1,000	0.00
FUEL & UTILITIES	0	0.00	1	0.00	1	0.00	1	0.00
SUPPLIES	617,696	0.00	723,481	0.00	723,481	0.00	723,481	0.00
PROFESSIONAL DEVELOPMENT	8,966	0.00	5,700	0.00	5,700	0.00	5,700	0.00
COMMUNICATION SERV & SUPP	5,570	0.00	11,373	0.00	11,373	0.00	11,373	0.00
PROFESSIONAL SERVICES	3,210,440	0.00	5,000,063	0.00	5,000,063	0.00	5,000,063	0.00
HOUSEKEEPING & JANITORIAL SERV	9	0.00	1	0.00	1	0.00	1	0.00
M&R SERVICES	4,342	0.00	15,000	0.00	15,000	0.00	15,000	0.00
MOTORIZED EQUIPMENT	0	0.00	1	0.00	1	0.00	1	0.00
OFFICE EQUIPMENT	7,770	0.00	10,000	0.00	10,000	0.00	10,000	0.00
OTHER EQUIPMENT	0	0.00	1	0.00	1	0.00	1	0.00
PROPERTY & IMPROVEMENTS	0	0.00	1	0.00	1	0.00	1	0.00
BUILDING LEASE PAYMENTS	0	0.00	1	0.00	1	0.00	1	0.00
EQUIPMENT RENTALS & LEASES	0	0.00	50	0.00	50	0.00	50	0.00
MISCELLANEOUS EXPENSES	1,462	0.00	1,500	0.00	1,500	0.00	1,500	0.00
<b>TOTAL - EE</b>	<b>3,862,334</b>	<b>0.00</b>	<b>5,771,173</b>	<b>0.00</b>	<b>5,771,173</b>	<b>0.00</b>	<b>5,771,173</b>	<b>0.00</b>
<b>GRAND TOTAL</b>	<b>\$5,038,339</b>	<b>30.80</b>	<b>\$6,972,114</b>	<b>38.66</b>	<b>\$6,972,114</b>	<b>38.66</b>	<b>\$6,972,114</b>	<b>38.66</b>
<b>GENERAL REVENUE</b>	<b>\$1,320,591</b>	<b>28.98</b>	<b>\$1,333,545</b>	<b>36.04</b>	<b>\$1,333,545</b>	<b>36.04</b>	<b>\$1,333,545</b>	<b>36.04</b>
<b>FEDERAL FUNDS</b>	<b>\$2,360,737</b>	<b>1.06</b>	<b>\$3,523,176</b>	<b>1.74</b>	<b>\$3,523,176</b>	<b>1.74</b>	<b>\$3,523,176</b>	<b>1.74</b>
<b>OTHER FUNDS</b>	<b>\$1,357,011</b>	<b>0.76</b>	<b>\$2,115,393</b>	<b>0.88</b>	<b>\$2,115,393</b>	<b>0.88</b>	<b>\$2,115,393</b>	<b>0.88</b>

**PROGRAM DESCRIPTION**

**Department of Revenue**  
**Program Name: Child Support Enforcement**  
**Program is found in the following core budget(s): Administration Division**

	Admin
GR	0
FEDERAL	2,360,738
OTHER	1,357,011
<b>TOTAL</b>	<b>3,717,749</b>

**1. What does this program do?**

The Child Support Enforcement Program, in conjunction with the Missouri Department of Social Services, oversees contract compliance and reconciles receipts and disbursements of both IV-D and Non-IV-D child support payments. Missouri contracts with a private company to receive and disburse child support payments and handle related telephone inquiries. The vendor receives payments from non-custodial parents through paper checks or electronic fund transfers (EFT) and disburses payments to custodial parents through direct deposit, electronic payment card (EPC), or paper check. The cost of the contractor's services is dependent on the type and quantity of receipts/disbursements made in a given month and the contracted pricing schedule. The cost of IV-D transactions is split between federal and state governments with the federal government responsible for 66 percent of the cost. Non-IV-D transaction costs may also receive such federal funding if certain requirements are met, but are otherwise paid entirely by the state.

**2. What is the authorization for this program, i.e., federal or state statute, etc.? (Include the federal program number, if applicable.)**

Section 454.400, RSMo, and P.L. 93-647 and 45 CRF, Section 303.20

**3. Are there federal matching requirements? If yes, please explain.**

Costs to transact IV-D payments are paid 66 percent by federal funds and 34 percent by state funds. Sixty-six percent federal financial participation is available for Non-IV-D transaction costs when the case includes a support order initially issued in Missouri on or after January 1, 1994, and an income withholding is in place.

**4. Is this a federally mandated program? If yes, please explain.**

Federal requirements as specified in P.L. 93-647 and 45 CRF, Section 303.20

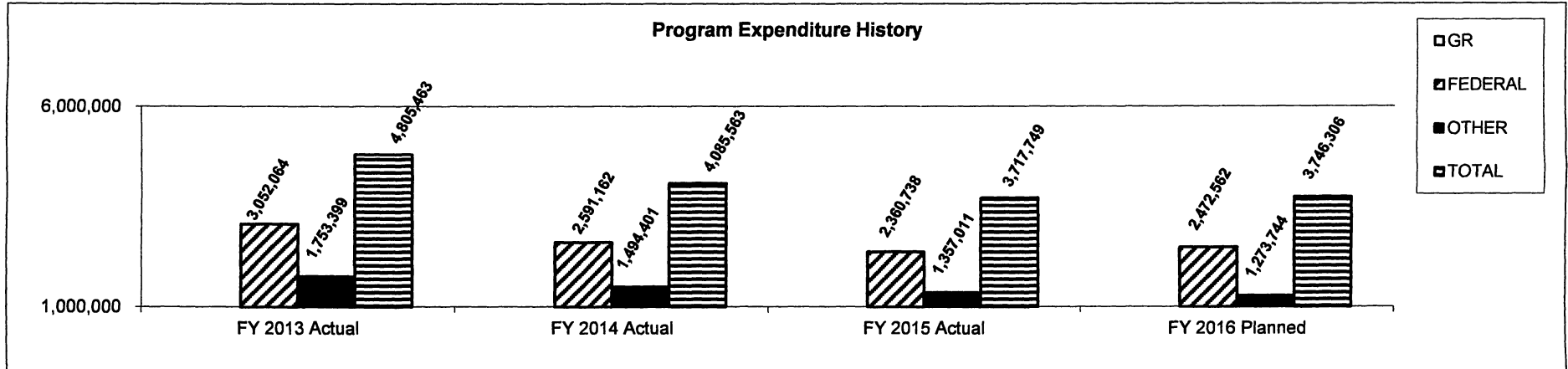
**PROGRAM DESCRIPTION**

**Department of Revenue**

**Program Name: Child Support Enforcement**

**Program is found in the following core budget(s): Administration Division**

**5. Provide actual expenditures for the prior three fiscal years and planned expenditures for the current fiscal year.**



**6. What are the sources of the "Other " funds?**

Child Support Enforcement Fund (0169)

**7a. Provide an effectiveness measure.**

**7b. Provide an efficiency measure.**

Cost of Vendor Payments

FY2013	FY2014	FY2015
\$4,747,103	\$4,025,875	\$3,656,619



**PROGRAM DESCRIPTION**

**Department of Revenue**

**Program Name: Child Support Enforcement**

**Program is found in the following core budget(s): Administration Division**

**7c. Provide the number of clients/individuals served, if applicable.**

Number of Transactions Processed

Type	FY2013	FY2014	FY2015
Paper Receipts	2,117,116	2,067,853	1,975,072
EFT Receipts	2,046,119	2,205,645	2,429,572
Paper Disbursements	84,488	73,012	73,181
EFT Disbursements	1,157,830	1,170,790	1,181,507
EPC Disbursements	2,383,005	2,573,539	2,691,569
Customer Service Calls	134,789	131,176	93,096

**7d. Provide a customer satisfaction measure, if available.**

**PROGRAM DESCRIPTION**

Department of Revenue HB Section(s): \_\_\_\_\_

**Program Name - Corporate Tax**

**Program is found in the following core budget(s): Taxation Division, Motor Vehicle and Driver License Division Administration Division, Legal Services Division, Postage**

	Taxation	MV/DL	Admin	Legal	Postage	Total
GR	1,833,568	0	123,888	130,715	82,208	2,170,379
Federal						0
Other						0
<b>Total</b>	<b>1,833,568</b>	<b>0</b>	<b>123,888</b>	<b>130,715</b>	<b>82,208</b>	<b>2,170,379</b>

**1. What does this program do?**

The Corporate Tax Program administers and collects the state's corporate income tax. Corporate tax is authorized by Section 143.072, RSMo, and is a 6.25 percent tax on a corporation's taxable income from Missouri sources. Department staff implements and collects corporate taxes, refunds overpayments, processes business tax registrations, and maintains certain non-financial records related to registered corporations. The Department's collection staff provides technical support to corporations, maintains account information, assists with account resolution and collection activities, and helps delinquent taxpayers. The Department has seven compliance offices in Missouri, three compliance offices out of state (Chicago, Dallas, and New York), and employee presence in Georgia and California to promote compliance with Missouri's tax laws.

**2. What is the authorization for this program, i.e., federal or state statute, etc.? (Include the federal program number, if applicable.)**

Chapter 143, RSMo.

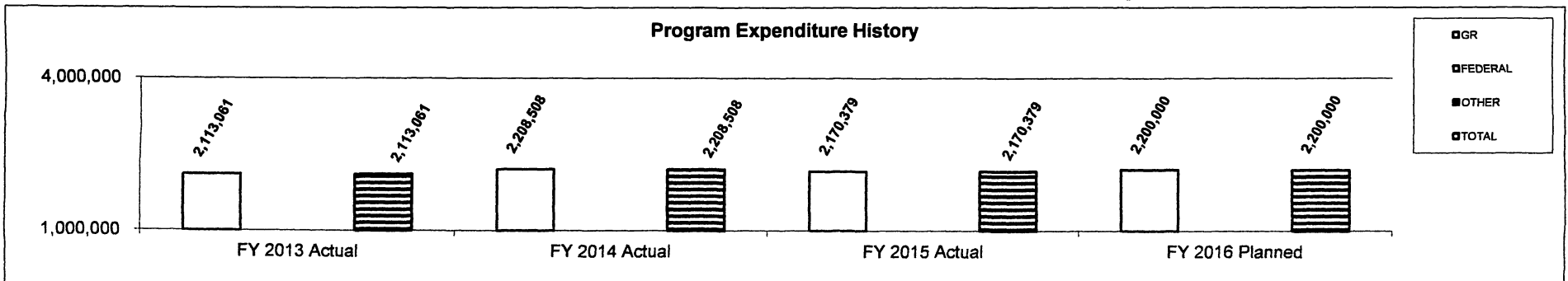
**3. Are there federal matching requirements? If yes, please explain.**

No

**4. Is this a federally mandated program? If yes, please explain.**

No

**5. Provide actual expenditures for the prior three fiscal years and planned expenditures for the current fiscal year.**



**PROGRAM DESCRIPTION**

<b>Department of Revenue</b>	<b>HB Section(s):</b> _____												
<b>Program Name - Corporate Tax</b>													
<b>Program is found in the following core budget(s): Taxation Division, Motor Vehicle and Driver License Division Administration Division, Legal Services Division, Postage</b>													
<b>6. What are the sources of the "Other " funds?</b>													
N/A													
Footnote - The FY 2013, FY 2014 and FY 2015 Actual and FY 2016 Planned expenditures do not include information technology costs that were consolidated in the Office of Administration in FY 2007.													
<b>7a. Provide an effectiveness measure.</b>													
Revenue generated (millions) (net of refunds)													
	<table border="0" style="width:100%;"> <tr> <td align="center">FY 2013</td> <td align="center">FY 2014</td> <td align="center">FY 2015</td> </tr> <tr> <td align="center">Actual</td> <td align="center">Actual</td> <td align="center">Actual</td> </tr> <tr> <td align="center"><hr/></td> <td align="center"><hr/></td> <td align="center"><hr/></td> </tr> <tr> <td align="center">\$415.5</td> <td align="center">\$396.0</td> <td align="center">\$435.0</td> </tr> </table>	FY 2013	FY 2014	FY 2015	Actual	Actual	Actual	<hr/>	<hr/>	<hr/>	\$415.5	\$396.0	\$435.0
FY 2013	FY 2014	FY 2015											
Actual	Actual	Actual											
<hr/>	<hr/>	<hr/>											
\$415.5	\$396.0	\$435.0											
<b>7b. Provide an efficiency measure.</b>													
N/A													
<b>7c. Provide the number of clients/individuals served, if applicable.</b>													
Number of returns processed													
	<table border="0" style="width:100%;"> <tr> <td align="center">FY 2013</td> <td align="center">FY 2014</td> <td align="center">FY 2015</td> </tr> <tr> <td align="center">Actual</td> <td align="center">Actual</td> <td align="center">Actual</td> </tr> <tr> <td align="center"><hr/></td> <td align="center"><hr/></td> <td align="center"><hr/></td> </tr> <tr> <td align="center">164,167</td> <td align="center">171,264</td> <td align="center">148,798</td> </tr> </table>	FY 2013	FY 2014	FY 2015	Actual	Actual	Actual	<hr/>	<hr/>	<hr/>	164,167	171,264	148,798
FY 2013	FY 2014	FY 2015											
Actual	Actual	Actual											
<hr/>	<hr/>	<hr/>											
164,167	171,264	148,798											
<b>7d. Provide a customer satisfaction measure, if available.</b>													
N/A													

**PROGRAM DESCRIPTION**

<b>Department of Revenue</b>					<b>HB Section(s): _____</b>
<b>Program Name - Fuel Tax</b>					
<b>Program is found in the following core budget(s): Taxation Division, Administration Division, Legal Services Division, Postage</b>					
	<b>Taxation</b>	<b>Admin</b>	<b>Legal</b>	<b>Postage</b>	<b>Total</b>
<b>GR</b>					
<b>FEDERAL</b>			<b>41,955</b>		<b>41,955</b>
<b>OTHER</b>	<b>235,160</b>	<b>64,513</b>	<b>-</b>	<b>5,644</b>	<b>305,317</b>
<b>TOTAL</b>	<b>235,160</b>	<b>64,513</b>	<b>41,955</b>	<b>5,644</b>	<b>347,272</b>

**1. What does this program do?**

The Fuel Tax Program collects and administers the tax on the sale of motor fuel (gasoline, diesel, and blends) paid by fuel suppliers and distributors and passed on to the final consumer. The tax rate, authorized by Section 142.803, RSMo, is 17 cents per gallon. The business tax area provides technical support, maintains account information, and assists taxpayers with account resolution and delinquent collections.

**2. What is the authorization for this program, i.e., federal or state statute, etc.? (Include the federal program number, if applicable.)**

Chapter 142, RSMo.

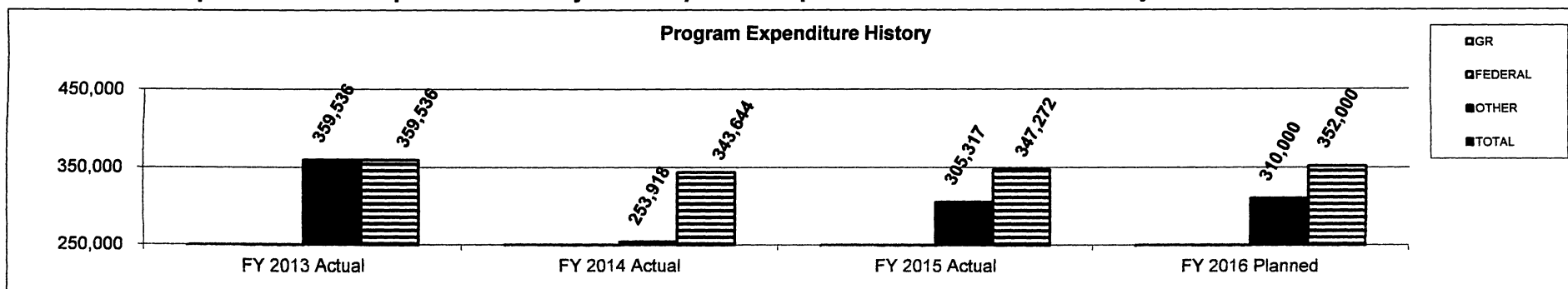
**3. Are there federal matching requirements? If yes, please explain.**

No

**4. Is this a federally mandated program? If yes, please explain.**

No

**5. Provide actual expenditures for the prior three fiscal years and planned expenditures for the current fiscal year.**



**PROGRAM DESCRIPTION**

<b>Department of Revenue</b>	<b>HB Section(s):</b> _____																								
<b>Program Name - Fuel Tax</b>																									
<b>Program is found in the following core budget(s): Taxation Division, Administration Division, Legal Services Division, Postage</b>																									
<b>6. What are the sources of the "Other " funds?</b>																									
State Highways and Transportation Department Fund (0644)																									
Footnote - The FY 2013, FY 2014 and FY 2015 Actual and FY 2016 Planned expenditures do not include information technology costs that were consolidated in the Office of Administration in FY 2007																									
<b>7a. Provide an effectiveness measure.</b>																									
Revenue generated (millions) (before refunds)																									
	<table border="0" style="width:100%;"> <tr> <td align="center">FY 2013</td> <td align="center">FY 2014</td> <td align="center">FY 2015</td> </tr> <tr> <td align="center">Actual</td> <td align="center">Actual</td> <td align="center">Actual</td> </tr> <tr> <td align="center">-----</td> <td align="center">-----</td> <td align="center">-----</td> </tr> <tr> <td align="center">\$708.2</td> <td align="center">\$704.9</td> <td align="center">\$704.8</td> </tr> </table>	FY 2013	FY 2014	FY 2015	Actual	Actual	Actual	-----	-----	-----	\$708.2	\$704.9	\$704.8												
FY 2013	FY 2014	FY 2015																							
Actual	Actual	Actual																							
-----	-----	-----																							
\$708.2	\$704.9	\$704.8																							
<b>7b. Provide an efficiency measure.</b>																									
Number of days from receipt to deposit																									
	<table border="0" style="width:100%;"> <tr> <td align="center">FY 2013</td> <td align="center">FY 2014</td> <td align="center">FY 2015</td> </tr> <tr> <td align="center">Actual</td> <td align="center">Actual</td> <td align="center">Actual</td> </tr> <tr> <td align="center">-----</td> <td align="center">-----</td> <td align="center">-----</td> </tr> <tr> <td align="center">1.0</td> <td align="center">1.0</td> <td align="center">1.0</td> </tr> </table>	FY 2013	FY 2014	FY 2015	Actual	Actual	Actual	-----	-----	-----	1.0	1.0	1.0												
FY 2013	FY 2014	FY 2015																							
Actual	Actual	Actual																							
-----	-----	-----																							
1.0	1.0	1.0																							
<b>7c. Provide the number of clients/individuals served, if applicable.</b>																									
Number of returns filed																									
	<table border="0" style="width:100%;"> <tr> <td></td> <td align="center">FY 2013</td> <td align="center">FY 2014</td> <td align="center">FY 2015</td> </tr> <tr> <td></td> <td align="center">Actual</td> <td align="center">Actual</td> <td align="center">Actual</td> </tr> <tr> <td></td> <td align="center">-----</td> <td align="center">-----</td> <td align="center">-----</td> </tr> <tr> <td>Paper</td> <td align="center">7,043</td> <td align="center">7,044</td> <td align="center">6,897</td> </tr> <tr> <td>EDI</td> <td align="center">1,667</td> <td align="center">1,702</td> <td align="center">2,009</td> </tr> <tr> <td>Total</td> <td align="center">8,710</td> <td align="center">8,746</td> <td align="center">8,906</td> </tr> </table>		FY 2013	FY 2014	FY 2015		Actual	Actual	Actual		-----	-----	-----	Paper	7,043	7,044	6,897	EDI	1,667	1,702	2,009	Total	8,710	8,746	8,906
	FY 2013	FY 2014	FY 2015																						
	Actual	Actual	Actual																						
	-----	-----	-----																						
Paper	7,043	7,044	6,897																						
EDI	1,667	1,702	2,009																						
Total	8,710	8,746	8,906																						
<b>7d. Provide a customer satisfaction measure, if available.</b>																									
N/A																									

**PROGRAM DESCRIPTION**

Department of Revenue HB Section(s): \_\_\_\_\_

Program Name - Personal Tax

Program is found in the following core budget(s): Taxation Division, Motor Vehicle and Driver License Division, Administration Division, Legal Services Division, Postage

	Taxation	MV/DL	Admin	Legal	Postage	Total
GR	6,419,731	0	872,961	707,305	3,382,602	11,382,599
Federal						0
Other						0
<b>Total</b>	<b>6,419,731</b>	<b>0</b>	<b>872,961</b>	<b>707,305</b>	<b>3,382,602</b>	<b>11,382,599</b>

**1. What does this program do?**

The Personal Tax Program administers and collects individual income tax primarily on the taxable income of Missouri residents. The Department also collects income tax on taxable income earned in Missouri by non-residents. Section 143.011, RSMO, authorizes the tax, a graduated rate from 1.5 percent to 6 percent of taxable income. Program staff implements, processes, and collects individual income taxes, refunds overpayments, processes registrations, and maintains certain records related to businesses that must report withholding of income taxes. The Department's collection staff provides technical support, maintains account information, assists with account resolution and collection activities, and aids delinquent taxpayers in resolving accounts. The staff handles lien filing, refers collection cases to local prosecuting attorneys, and makes referrals to collection agencies.

**2. What is the authorization for this program, i.e., federal or state statute, etc.? (Include the federal program number, if applicable.)**

Chapter 143, RSMo.

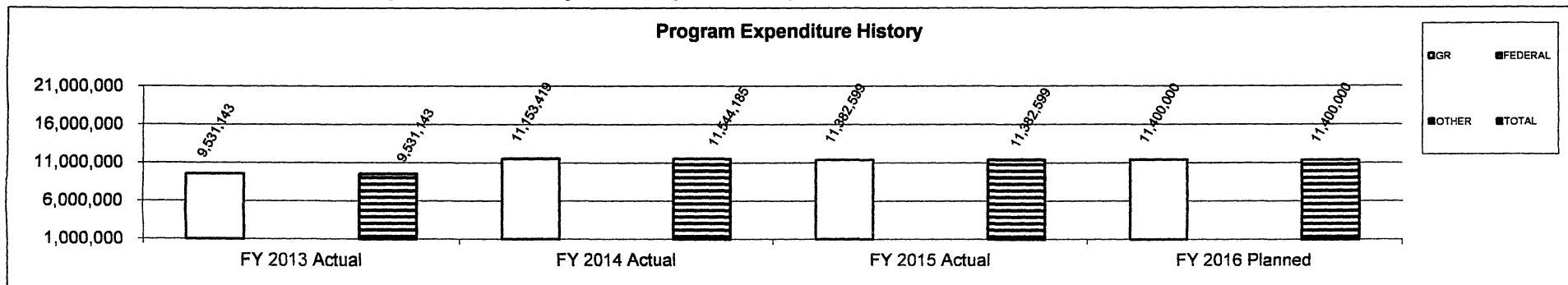
**3. Are there federal matching requirements? If yes, please explain.**

No

**4. Is this a federally mandated program? If yes, please explain.**

No

**5. Provide actual expenditures for the prior three fiscal years and planned expenditures for the current fiscal year.**



**PROGRAM DESCRIPTION**

**Department of Revenue** **HB Section(s):** \_\_\_\_\_

**Program Name - Personal Tax**

**Program is found in the following core budget(s): Taxation Division, Motor Vehicle and Driver License Division, Administration Division, Legal Services Division, Postage**

**6. What are the sources of the "Other " funds?**

N/A

Footnote - The FY2013, FY2014 and FY2015 Actual and FY2016 Planned expenditures do not include information technology costs that were consolidated in the Office of Administration in FY2007

**7a. Provide an effectiveness measure.**

Revenue generated (net of refunds) (in billions)

	FY 2013	FY 2014	FY 2015
	Actual	Actual	Actual
	\$5.4	\$5.4	\$5.9

**7b. Provide an efficiency measure.**

N/A

**7c. Provide the number of clients/individuals served, if applicable.**

Number of individual income tax returns processed (in millions)

	FY 2013	FY 2014	FY 2015
	Actual	Actual	Actual
Total	2.97	2.85	3.00
Paper	0.69	0.56	0.55
Electronic	2.25	2.29	2.45

**7d. Provide a customer satisfaction measure, if available.**

N/A

**PROGRAM DESCRIPTION**

<b>Department of Revenue</b>						<b>HB Section(s):</b> _____
<b>Program Name - Property Tax Credit</b>						
<b>Program is found in the following core budget(s): Taxation Division, Motor Vehicle and Driver License Division, Administration Division, Legal Services Division. Postage</b>						
	<b>Taxation</b>	<b>MV/DL</b>	<b>Admin</b>	<b>Legal</b>	<b>Postage</b>	<b>Total</b>
<b>GR</b>	<b>658,679</b>	<b>0</b>	<b>45,962</b>	<b>6,271</b>	<b>30,129</b>	<b>741,041</b>
<b>Federal</b>						<b>0</b>
<b>Other</b>						<b>0</b>
<b>Total</b>	<b>658,679</b>	<b>0</b>	<b>45,962</b>	<b>6,271</b>	<b>30,129</b>	<b>741,041</b>

**1. What does this program do?**

The Property Tax Credit (PTC) Program was established in Chapter 135 by the General Assembly in 1973. Persons are eligible to file a PTC claim under Sections 135.010 to 135.035, RSMo, if they meet all of the qualifications outlined in these sections. The PTC is a credit allowed to offset the cost of property taxes or rent paid on property subject to property tax by taxpayers who meet the household income limitations and are either 65 years of age or older, 100 percent disabled as a result of military service, 100 percent disabled, or has reached the age of 60 on or before the last day of the calendar year and is receiving surviving spouse Social Security benefits.

**2. What is the authorization for this program, i.e., federal or state statute, etc.? (Include the federal program number, if applicable.)**

Sections 135.010 to 135.035, RSMo.

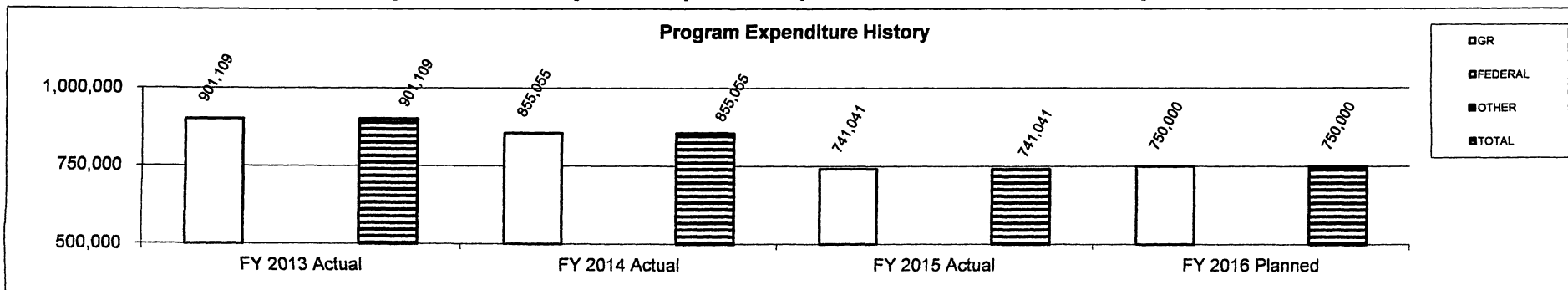
**3. Are there federal matching requirements? If yes, please explain.**

No

**4. Is this a federally mandated program? If yes, please explain.**

No

**5. Provide actual expenditures for the prior three fiscal years and planned expenditures for the current fiscal year.**





**PROGRAM DESCRIPTION**

<b>Department of Revenue</b>	<b>HB Section(s):</b> _____																
<b>Program Name - Property Tax Credit</b>																	
<b>Program is found in the following core budget(s): Taxation Division, Motor Vehicle and Driver License Division, Administration Division, Legal Services Division, Postage</b>																	
<b>6. What are the sources of the "Other " funds?</b>																	
N/A																	
Footnote - The FY 2013, FY 2014 and FY 2015 Actual and FY 2016 Planned expenditures do not include information technology costs that were consolidated in the Office of Administration in FY 2007																	
<b>7a. Provide an effectiveness measure.</b>																	
N/A																	
<b>7b. Provide an efficiency measure.</b>																	
Number of days to process claims																	
	<table border="1" style="margin-left: auto; margin-right: auto; border-collapse: collapse;"> <thead> <tr> <th></th> <th align="center">FY 2013</th> <th align="center">FY 2014</th> <th align="center">FY 2015</th> </tr> <tr> <th></th> <th align="center">Actual</th> <th align="center">Actual</th> <th align="center">Actual</th> </tr> </thead> <tbody> <tr> <td>Paper</td> <td align="center">3.14</td> <td align="center">2.98</td> <td align="center">3.82</td> </tr> <tr> <td>Electronic</td> <td align="center">3.14</td> <td align="center">2.98</td> <td align="center">3.82</td> </tr> </tbody> </table>		FY 2013	FY 2014	FY 2015		Actual	Actual	Actual	Paper	3.14	2.98	3.82	Electronic	3.14	2.98	3.82
	FY 2013	FY 2014	FY 2015														
	Actual	Actual	Actual														
Paper	3.14	2.98	3.82														
Electronic	3.14	2.98	3.82														
<b>7c. Provide the number of clients/individuals served, if applicable.</b>																	
Number of claims processed																	
	<table border="1" style="margin-left: auto; margin-right: auto; border-collapse: collapse;"> <thead> <tr> <th></th> <th align="center">FY 2013</th> <th align="center">FY 2014</th> <th align="center">FY 2015</th> </tr> <tr> <th></th> <th align="center">Actual</th> <th align="center">Actual</th> <th align="center">Actual</th> </tr> </thead> <tbody> <tr> <td></td> <td align="center">256,919</td> <td align="center">249,751</td> <td align="center">238,050</td> </tr> </tbody> </table>		FY 2013	FY 2014	FY 2015		Actual	Actual	Actual		256,919	249,751	238,050				
	FY 2013	FY 2014	FY 2015														
	Actual	Actual	Actual														
	256,919	249,751	238,050														
<b>7d. Provide a customer satisfaction measure, if available.</b>																	
N/A																	

**PROGRAM DESCRIPTION**

<b>Department of Revenue</b>	<b>HB Section(s):</b> _____
<b>Program Name - Sales and Use Tax</b>	
<b>Program is found in the following core budget(s): Taxation Division, Motor Vehicle and Driver License Division, Administration Division, Legal Services Division, Postage</b>	

	Taxation	MV/DL	Admin	Legal	Postage	Total
<b>GR</b>	<b>9,513,167</b>	<b>0</b>	<b>819,724</b>	<b>590,832</b>	<b>715,900</b>	<b>11,639,623</b>
<b>Federal</b>						<b>0</b>
<b>Other</b>	<b>611,933</b>		<b>156,138</b>	<b>112,539</b>	<b>136,362</b>	<b>1,016,972</b>
<b>Total</b>	<b>10,125,100</b>	<b>0</b>	<b>975,862</b>	<b>703,371</b>	<b>852,262</b>	<b>12,656,595</b>

**1. What does this program do?**

The Sales Tax Program administers and collects Missouri's sales and use taxes. Section 144.020, RSMo, authorizes a general sales tax, a 3 percent tax on the purchase price of tangible personal property or service sold at retail, excluding exemptions. Section 144.610, RSMo, authorizes a general use tax, a 3 percent tax on the value of tangible personal property purchased outside the state for the privilege of storing, using, or consuming the property within the state. Two additional sales and use taxes have been approved by voters and are authorized by Article IV, Section 43 and Article IV, Section 47 of the Missouri Constitution: a one-eighth of 1 percent Conservation sales and use tax and a one-tenth of 1 percent Parks, Soils, and Water Conservation sales and use tax. Also, Section 144.701, RSMo, authorizes a 1 percent Education sales and use tax. Program staff provides a variety of administrative and customer service functions. On the administrative side, staff implements, collects, and distributes local sales taxes and refunds overpayments of sales/use taxes. Staff also processes registration applications, updates information for businesses that report sales/use taxes, handle lien filings, assists in the collections or makes collection case referrals to local prosecuting attorneys and collection agencies, tax clearances, and debt offsets. Seven Missouri compliance offices and three out-of-state compliance offices conduct audits of taxpayers' sales and use returns. The Department educates its constituencies by participating at conferences, educational seminars, one-on-one meetings, and through its website.

**2. What is the authorization for this program, i.e., federal or state statute, etc.? (Include the federal program number, if applicable.)**

Chapter 144, RSMo

**3. Are there federal matching requirements? If yes, please explain.**

No

**4. Is this a federally mandated program? If yes, please explain.**

No

**PROGRAM DESCRIPTION**

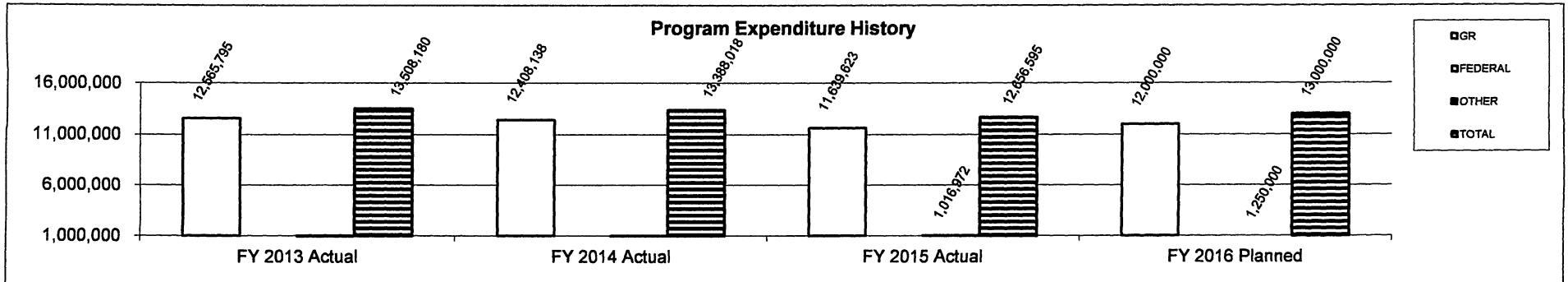
**Department of Revenue** \_\_\_\_\_

**HB Section(s):** \_\_\_\_\_

**Program Name - Sales and Use Tax** \_\_\_\_\_

**Program is found in the following core budget(s): Taxation Division, Motor Vehicle and Driver License Division, Administration Division, Legal Services Division, Postage** \_\_\_\_\_

**5. Provide actual expenditures for the prior three fiscal years and planned expenditures for the current fiscal year.**



**6. What are the sources of the "Other " funds?**

Conservation Fund (0609)

Footnote - The FY 2013, FY 2014 and FY 2015 Actual and FY 2016 Planned expenditures do not include information technology costs that were consolidated in the Office of Administration in FY 2007.

**7a. Provide an effectiveness measure.**

Revenue generated (in billions) (General Revenue only before refunds)

FY 2013	FY 2014	FY 2015
Actual	Actual	Actual
\$1.89	\$1.96	\$2.00

**7b. Provide an efficiency measure.**

Average number of days from receipt in mail room to deposit

FY 2013	FY 2014	FY 2015
Actual	Actual	Actual
0.69	1.30	0.83

**PROGRAM DESCRIPTION**

<b>Department of Revenue</b>	<b>HB Section(s):</b> _____
<b>Program Name - Sales and Use Tax</b>	
<b>Program is found in the following core budget(s): Taxation Division, Motor Vehicle and Driver License Division, Administration Division, Legal Services Division, Postage</b>	

**7c. Provide the number of clients/individuals served, if applicable.**

Number of sales and use tax returns processed

FY 2013	FY 2014	FY 2015
Actual	Actual	Actual
730,340	703,062	705,116

**7d. Provide a customer satisfaction measure, if available.**

N/A

**PROGRAM DESCRIPTION**

Department of Revenue HB Section(s): \_\_\_\_\_

Program Name - Driver License

Program is found in the following core budget(s): Motor Vehicle and Driver License Division, Taxation Division, Administration Division, Legal Services Division, Postage

	MVDL	Taxation	Admin	Legal	Postage	Total
GR	2,522,734	0	40,304	216,827	89,714	2,869,579
Federal	0	0	0	76,889	0	76,889
Other	1,528,432	0	295,565	1,590,061	657,900	4,071,958
<b>Total</b>	<b>4,051,166</b>	<b>0</b>	<b>335,869</b>	<b>1,883,777</b>	<b>747,614</b>	<b>7,018,426</b>

**1. What does this program do?**

The Driver License program collects fees and taxes and enforces state laws for the following activities: 1) issuing commercial and non-commercial driver licenses, nondriver licenses, and permits; 2) suspending, revoking, and disqualifying driver licenses; and 3) processing and maintaining records related to traffic violation point assessments, the administrative driving while intoxicated (DWI) and abuse-and-lose laws for alcohol and drug offenses, failure to appear in court for traffic violations, the safety responsibility (mandatory insurance) laws for uninsured motorists, and a variety of court-ordered driver license suspensions.

**2. What is the authorization for this program, i.e., federal or state statute, etc.? (Include the federal program number, if applicable.)**

Missouri Revised Statutes Chapters 302 and 303; Section 211.031; Section 304.070; Section 304.351; Section 311.325; Sections 454.1000 - 454.1018; Sections 544.045 - 544.046; Section 577.041; Sections 577.500 - 577.510; and Sections 577.600 - 577.614.

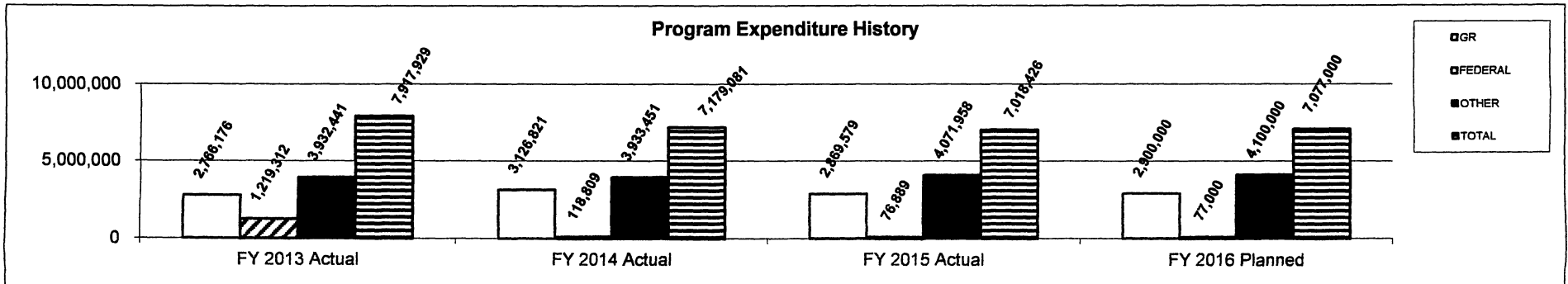
**3. Are there federal matching requirements? If yes, please explain.**

No

**4. Is this a federally mandated program? If yes, please explain.**

No

**5. Provide actual expenditures for the prior three fiscal years and planned expenditures for the current fiscal year.**



**PROGRAM DESCRIPTION**

**Department of Revenue** **HB Section(s):** \_\_\_\_\_

**Program Name - Driver License**

**Program is found in the following core budget(s): Motor Vehicle and Driver License Division, Taxation Division, Administration Division, Legal Services Division, Postage**

**6. What are the sources of the "Other " funds?**

State Highways and Transportation Department Fund (0644)

Footnote - The FY 2013, FY 2014 and FY 2015 Actual and FY 2016 Planned expenditures do not include information technology costs that were consolidated in the Office of Administration in FY 2007.

**7a. Provide an effectiveness measure.**

Revenue generated (in millions)

	FY 2013	FY 2014	FY 2015
	Actual	Actual	Actual
Issuance	\$16.3	\$16.0	\$18.4
Reinstatement	\$2.6	\$2.6	\$2.6

**7b. Provide an efficiency measure.**

N/A

**7c. Provide the number of clients/individuals served, if applicable.**

Number of licenses produced

	FY 2013	FY 2014	FY 2015
	Actual	Actual	Actual
Initial	343,242	355,375	366,779
Renewal	711,287	657,488	818,092
Non-driver	270,098	183,631	189,486
Duplicate	232,595	218,630	225,784
<b>Total</b>	<b>1,557,222</b>	<b>1,415,124</b>	<b>1,600,141</b>

**7d. Provide a customer satisfaction measure, if available.**

N/A

**PROGRAM DESCRIPTION**

<b>Department of Revenue</b>						<b>HB Section(s):</b> _____
<b>Program Name - Motor Vehicle Dealer Registration</b>						
<b>Program is found in the following core budget(s): Motor Vehicle and Driver License Division, Taxation Division, Administration Division, Legal Services</b>						
	<b>MV/DL</b>	<b>Taxation</b>	<b>Admin</b>	<b>Legal</b>	<b>Postage</b>	<b>Total</b>
<b>GR</b>	47,580					47,580
<b>Federal</b>						0
<b>Other</b>	232,895	0	22,780	335,756	18,186	609,617
<b>Total</b>	280,475	0	22,780	335,756	18,186	657,197

**1. What does this program do?**

The Dealer Registration Program is responsible for the annual licensing of all manufacturers, motor vehicle dealers, wholesale motor vehicle auctions, public motor vehicle auctions, and wholesale motor vehicle dealers. Department staff responds to dealer inquiries about state regulations, issues annual dealership license plates, and records sales volume information to ensure compliance with state regulations.

**2. What is the authorization for this program, i.e., federal or state statute, etc.? (Include the federal program number, if applicable.)**

Sections 301.550 through 301.573, RSMo.

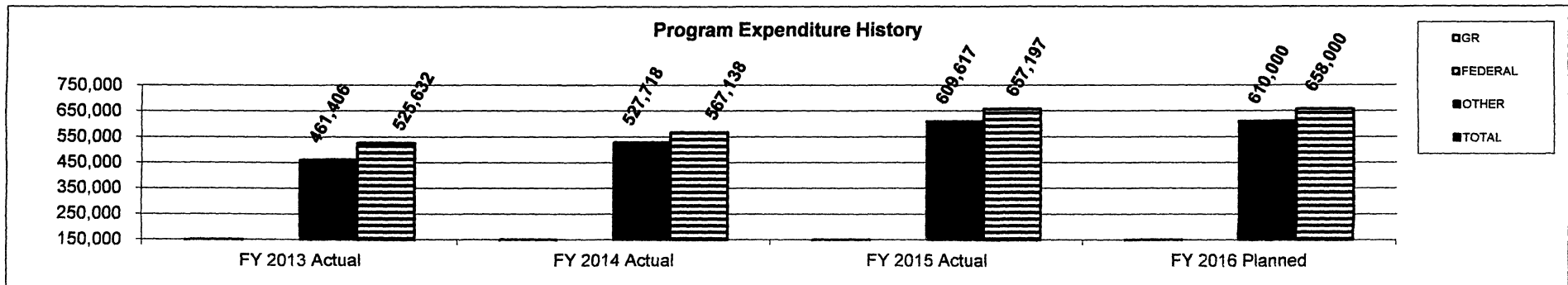
**3. Are there federal matching requirements? If yes, please explain.**

No

**4. Is this a federally mandated program? If yes, please explain.**

No

**5. Provide actual expenditures for the prior three fiscal years and planned expenditures for the current fiscal year.**



**PROGRAM DESCRIPTION**

<b>Department of Revenue</b>	<b>HB Section(s):</b> _____									
<b>Program Name - Motor Vehicle Dealer Registration</b>										
<b>Program is found in the following core budget(s): Motor Vehicle and Driver License Division, Taxation Division, Administration Division, Legal Services</b>										
<b>6. What are the sources of the "Other " funds?</b>										
State Highways and Transportation Department Fund (0644) and Motor Vehicle Commission Fund (0588)										
Footnote - The FY 2013, FY 2014 and FY 2015 Actual and FY 2016 Planned expenditures do not include information technology costs that were consolidated in the Office of Administration in FY 2007										
<b>7a. Provide an effectiveness measure.</b>										
Total revenue collected										
	<table border="0" style="width:100%;"> <tr> <td align="center">FY 2013</td> <td align="center">FY 2014</td> <td align="center">FY 2015</td> </tr> <tr> <td align="center">Actual</td> <td align="center">Actual</td> <td align="center">Actual</td> </tr> <tr> <td align="center"><u>\$1,005,882</u></td> <td align="center"><u>\$961,383</u></td> <td align="center"><u>\$1,020,585</u></td> </tr> </table>	FY 2013	FY 2014	FY 2015	Actual	Actual	Actual	<u>\$1,005,882</u>	<u>\$961,383</u>	<u>\$1,020,585</u>
FY 2013	FY 2014	FY 2015								
Actual	Actual	Actual								
<u>\$1,005,882</u>	<u>\$961,383</u>	<u>\$1,020,585</u>								
<b>7b. Provide an efficiency measure.</b>										
N/A										
<b>7c. Provide the number of clients/individuals served, if applicable.</b>										
Total number of dealerships licensed										
	<table border="0" style="width:100%;"> <tr> <td align="center">FY 2013</td> <td align="center">FY 2014</td> <td align="center">FY 2015</td> </tr> <tr> <td align="center">Actual</td> <td align="center">Actual</td> <td align="center">Actual</td> </tr> <tr> <td align="center"><u>5,885</u></td> <td align="center"><u>5,917</u></td> <td align="center"><u>5,785</u></td> </tr> </table>	FY 2013	FY 2014	FY 2015	Actual	Actual	Actual	<u>5,885</u>	<u>5,917</u>	<u>5,785</u>
FY 2013	FY 2014	FY 2015								
Actual	Actual	Actual								
<u>5,885</u>	<u>5,917</u>	<u>5,785</u>								
<b>7d. Provide a customer satisfaction measure, if available.</b>										
N/A										



**PROGRAM DESCRIPTION**

<b>Department of Revenue</b>						<b>HB Section(s):</b> _____
<b>Program Name - Motor Vehicle Registration</b>						
<b>Program is found in the following core budget(s): Motor Vehicle and Driver License Division, Taxation Division, Administration Division, Legal Services Division, Postage</b>						
	<b>MV/DL</b>	<b>Taxation</b>	<b>Admin</b>	<b>Legal</b>	<b>Postage</b>	<b>Total</b>
<b>GR</b>	1,542,540	0	43,182	9,333	204,959	1,800,014
<b>Federal</b>	0					0
<b>Other</b>	3,456,518	0	316,665	68,446	1,503,029	5,344,658
<b>Total</b>	4,999,058	0	359,847	77,779	1,707,988	7,144,672

**1. What does this program do?**

The Motor Vehicle Registration Program collects registration fees and processes registration information for motor vehicles, trailers, marine craft, and all-terrain vehicles. Staff maintains the database of registration information and updates the system as mandated by state law, including the online registration renewal system, plates.mo.gov. The staff also orders, maintains, and audits the license plate, certificate of number, and tab inventories.

**2. What is the authorization for this program, i.e., federal or state statute, etc.? (Include the federal program number, if applicable.)**

Missouri Revised Statutes Chapters 301 and 306 and Sections 32.300, 303.026, 307.350, 307.353, and 307.355.

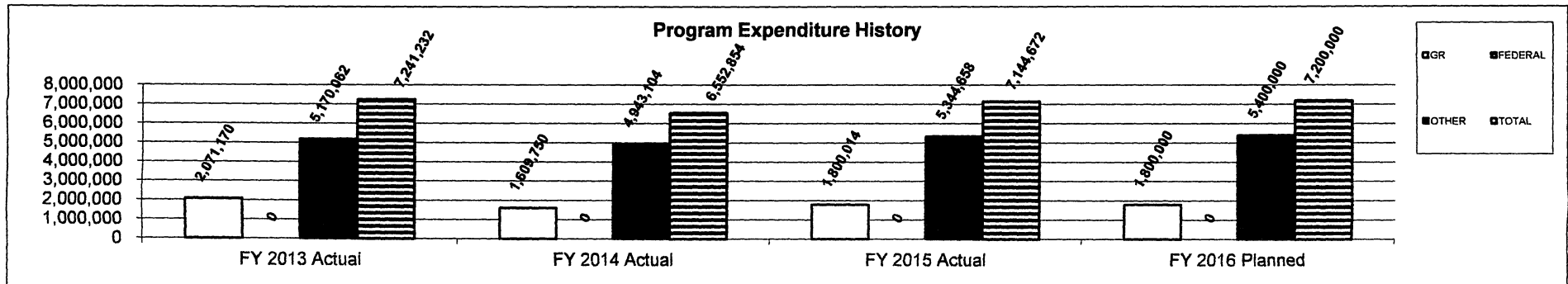
**3. Are there federal matching requirements? If yes, please explain.**

No

**4. Is this a federally mandated program? If yes, please explain.**

No

**5. Provide actual expenditures for the prior three fiscal years and planned expenditures for the current fiscal year.**



**PROGRAM DESCRIPTION**

<b>Department of Revenue</b>	<b>HB Section(s):</b> _____																												
<b>Program Name - Motor Vehicle Registration</b>																													
<b>Program is found in the following core budget(s): Motor Vehicle and Driver License Division, Taxation Division, Administration Division, Legal Services Division, Postage</b>																													
<b>6. What are the sources of the "Other " funds?</b>																													
State Highways and Transportation Department Fund (0644) and Specialty Plate Fund (0775)																													
Footnote - The FY 2013, FY 2014 and FY 2015 Actual and FY 2016 Planned expenditures do not include information technology costs that were consolidated in the Office of Administration in FY 2007.																													
<b>7a. Provide an effectiveness measure.</b>																													
Revenue generated (in millions)																													
	<table border="0" style="width:100%;"> <tr> <td align="center">FY 2013</td> <td align="center">FY 2014</td> <td align="center">FY 2015</td> </tr> <tr> <td align="center">Actual</td> <td align="center">Actual</td> <td align="center">Actual</td> </tr> <tr> <td align="center">\$162.27</td> <td align="center">\$164.21</td> <td align="center">\$167.49</td> </tr> </table>	FY 2013	FY 2014	FY 2015	Actual	Actual	Actual	\$162.27	\$164.21	\$167.49																			
FY 2013	FY 2014	FY 2015																											
Actual	Actual	Actual																											
\$162.27	\$164.21	\$167.49																											
<b>7b. Provide an efficiency measure.</b>																													
N/A																													
<b>7c. Provide the number of clients/individuals served, if applicable.</b>																													
Number of registrations produced																													
	<table border="0" style="width:100%;"> <tr> <td></td> <td align="center">FY 2013</td> <td align="center">FY 2014</td> <td align="center">FY 2015</td> </tr> <tr> <td></td> <td align="center">Actual</td> <td align="center">Actual</td> <td align="center">Actual</td> </tr> <tr> <td>Motor Vehicle - Annual (in millions)</td> <td align="center">1.71</td> <td align="center">2.08</td> <td align="center">2.08</td> </tr> <tr> <td>Motor Vehicle - Biennial (in millions)</td> <td align="center">1.81</td> <td align="center">1.63</td> <td align="center">1.88</td> </tr> <tr> <td>Trailer</td> <td align="center">339,895</td> <td align="center">358,984</td> <td align="center">370,061</td> </tr> <tr> <td>Marine craft</td> <td align="center">119,179</td> <td align="center">121,870</td> <td align="center">122,531</td> </tr> <tr> <td>All-Terrain Vehicles</td> <td align="center">28,156</td> <td align="center">24,458</td> <td align="center">23,414</td> </tr> </table>		FY 2013	FY 2014	FY 2015		Actual	Actual	Actual	Motor Vehicle - Annual (in millions)	1.71	2.08	2.08	Motor Vehicle - Biennial (in millions)	1.81	1.63	1.88	Trailer	339,895	358,984	370,061	Marine craft	119,179	121,870	122,531	All-Terrain Vehicles	28,156	24,458	23,414
	FY 2013	FY 2014	FY 2015																										
	Actual	Actual	Actual																										
Motor Vehicle - Annual (in millions)	1.71	2.08	2.08																										
Motor Vehicle - Biennial (in millions)	1.81	1.63	1.88																										
Trailer	339,895	358,984	370,061																										
Marine craft	119,179	121,870	122,531																										
All-Terrain Vehicles	28,156	24,458	23,414																										
<b>7d. Provide a customer satisfaction measure, if available.</b>																													
N/A																													

**PROGRAM DESCRIPTION**

<b>Department of Revenue</b>						<b>HB Section(s):</b> _____
<b>Program Name - Motor Vehicle Title</b>						
<b>Program is found in the following core budget(s): Motor Vehicle and Driver License Division, Taxation Division, Administration Division, Legal Services Division, Postage</b>						
	<b>MV/DL</b>	<b>Taxation</b>	<b>Admin</b>	<b>Legal</b>	<b>Postage</b>	<b>Total</b>
<b>GR</b>	900,731	0	67,848	54,726	110,994	1,134,299
<b>Federal</b>	0					0
<b>Other</b>	2,761,268	0	497,548	401,320	813,952	4,474,088
<b>Total</b>	3,661,999	0	565,396	456,046	924,946	5,608,387

**1. What does this program do?**

The Motor Vehicle Title Program collects fees and taxes for all title transactions and issues titles that show proof of ownership. Program staff examines title transactions to ensure compliance with state laws, maintains the title information database, and updates the system as mandated by state statute. Program staff also maintain the lienholder and notice of sale systems for lienholders to file a notice of lien and sellers to file a notice of sale.

**2. What is the authorization for this program, i.e., federal or state statute, etc.? (Include the federal program number, if applicable.)**

Missouri Revised Statutes Chapters 301 and 306 and Sections 144.070, 144.440, 407.536, 454.516, and 700.320 through 700.380.

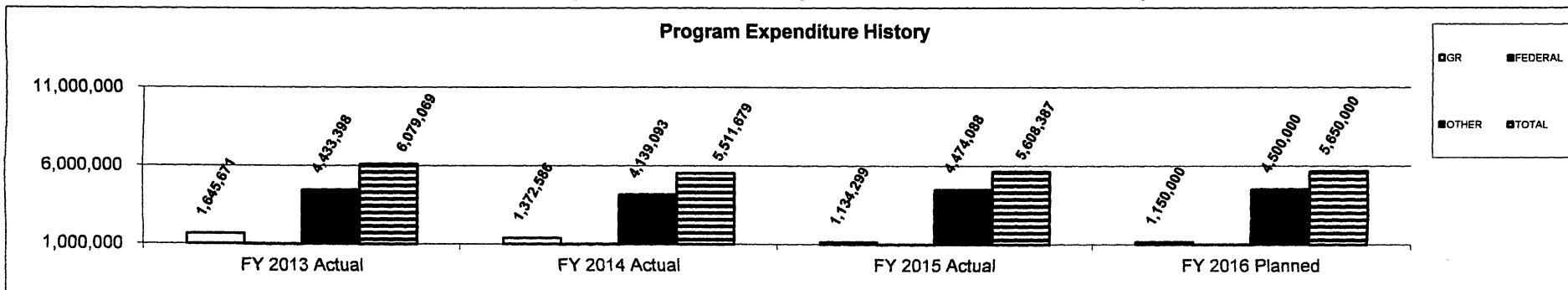
**3. Are there federal matching requirements? If yes, please explain.**

No

**4. Is this a federally mandated program? If yes, please explain.**

No

**5. Provide actual expenditures for the prior three fiscal years and planned expenditures for the current fiscal year.**



**PROGRAM DESCRIPTION**

<b>Department of Revenue</b>	<b>HB Section(s):</b> _____									
<b>Program Name - Motor Vehicle Title</b>										
<b>Program is found in the following core budget(s): Motor Vehicle and Driver License Division, Taxation Division, Administration Division, Legal Services Division, Postage</b>										
<b>6. What are the sources of the "Other " funds?</b>										
State Highways and Transportation Department Fund (0644)										
Footnote - The FY 2013, FY 2014 and FY 2015 Actual and FY 2016 Planned expenditures do not include information technology costs that were consolidated in the Office of Administration in FY 2007										
<b>7a. Provide an effectiveness measure.</b>										
Revenue generated (in millions)										
	<table border="0" style="width:100%;"> <tr> <td align="center">FY 2013</td> <td align="center">FY 2014</td> <td align="center">FY 2015</td> </tr> <tr> <td align="center"><u>Actual</u></td> <td align="center"><u>Actual</u></td> <td align="center"><u>Actual</u></td> </tr> <tr> <td align="center">\$639.85</td> <td align="center">\$735.60</td> <td align="center">\$793.78</td> </tr> </table>	FY 2013	FY 2014	FY 2015	<u>Actual</u>	<u>Actual</u>	<u>Actual</u>	\$639.85	\$735.60	\$793.78
FY 2013	FY 2014	FY 2015								
<u>Actual</u>	<u>Actual</u>	<u>Actual</u>								
\$639.85	\$735.60	\$793.78								
<b>7b. Provide an efficiency measure.</b>										
N/A										
<b>7c. Provide the number of clients/individuals served, if applicable.</b>										
Number of titles produced (in millions)										
	<table border="0" style="width:100%;"> <tr> <td align="center">FY 2013</td> <td align="center">FY 2014</td> <td align="center">FY 2015</td> </tr> <tr> <td align="center"><u>Actual</u></td> <td align="center"><u>Actual</u></td> <td align="center"><u>Actual</u></td> </tr> <tr> <td align="center">1.95</td> <td align="center">1.99</td> <td align="center">2.04</td> </tr> </table>	FY 2013	FY 2014	FY 2015	<u>Actual</u>	<u>Actual</u>	<u>Actual</u>	1.95	1.99	2.04
FY 2013	FY 2014	FY 2015								
<u>Actual</u>	<u>Actual</u>	<u>Actual</u>								
1.95	1.99	2.04								
<b>7d. Provide a customer satisfaction measure, if available.</b>										
N/A										

**POSTAGE**

**DECISION ITEM SUMMARY**

Budget Unit									
Decision Item	FY 2015	FY 2015	FY 2016	FY 2016	FY 2017	FY 2017	FY 2017	FY 2017	FY 2017
Budget Object Summary	ACTUAL	ACTUAL	BUDGET	BUDGET	DEPT REQ	DEPT REQ	GOV REC	GOV REC	GOV REC
Fund	DOLLAR	FTE	DOLLAR	FTE	DOLLAR	FTE	DOLLAR	FTE	FTE
<b>POSTAGE</b>									
<b>CORE</b>									
<b>EXPENSE &amp; EQUIPMENT</b>									
GENERAL REVENUE	4,066,737	0.00	3,993,011	0.00	3,993,011	0.00	3,993,011	0.00	0.00
HEALTH INITIATIVES	5,212	0.00	5,373	0.00	5,373	0.00	5,373	0.00	0.00
MOTOR VEHICLE COMMISSION	44,029	0.00	44,029	0.00	44,029	0.00	44,029	0.00	0.00
CONSERVATION COMMISSION	1,343	0.00	1,343	0.00	1,343	0.00	1,343	0.00	0.00
TOTAL - EE	4,117,321	0.00	4,043,756	0.00	4,043,756	0.00	4,043,756	0.00	0.00
<b>TOTAL</b>	<b>4,117,321</b>	<b>0.00</b>	<b>4,043,756</b>	<b>0.00</b>	<b>4,043,756</b>	<b>0.00</b>	<b>4,043,756</b>	<b>0.00</b>	<b>0.00</b>
<b>POSTAGE RATE INCREASE - 1860004</b>									
<b>EXPENSE &amp; EQUIPMENT</b>									
GENERAL REVENUE	0	0.00	0	0.00	120,368	0.00	120,368	0.00	0.00
TOTAL - EE	0	0.00	0	0.00	120,368	0.00	120,368	0.00	0.00
<b>TOTAL</b>	<b>0</b>	<b>0.00</b>	<b>0</b>	<b>0.00</b>	<b>120,368</b>	<b>0.00</b>	<b>120,368</b>	<b>0.00</b>	<b>0.00</b>
<b>GRAND TOTAL</b>	<b>\$4,117,321</b>	<b>0.00</b>	<b>\$4,043,756</b>	<b>0.00</b>	<b>\$4,164,124</b>	<b>0.00</b>	<b>\$4,164,124</b>	<b>0.00</b>	<b>0.00</b>

THIS PAGE INTENTIONALLY LEFT BLANK.

**CORE DECISION ITEM**

<b>Department of Revenue</b>	<b>Budget Unit</b> <u>86150C</u>
<b>Division of Administration</b>	
<b>Core - Postage</b>	<b>HB Section</b> <u>4.025</u>

**1. CORE FINANCIAL SUMMARY**

	FY 2017 Budget Request			
	GR	Federal	Other	Total
PS	0	0	0	0
EE	3,993,011	0	50,745	4,043,756
PSD	0	0	0	0
TRF	0	0	0	0
<b>Total</b>	<b>3,993,011</b>	<b>0</b>	<b>50,745</b>	<b>4,043,756</b>
<b>FTE</b>	<b>0.00</b>	<b>0.00</b>	<b>0.00</b>	<b>0.00</b>

	FY 2017 Governor's Recommendation			
	GR	Federal	Other	Total
PS	0	0	0	0
EE	3,993,011	0	50,745	4,043,756
PSD	0	0	0	0
TRF	0	0	0	0
<b>Total</b>	<b>3,993,011</b>	<b>0</b>	<b>50,745</b>	<b>4,043,756</b>
<b>FTE</b>	<b>0.00</b>	<b>0.00</b>	<b>0.00</b>	<b>0.00</b>

<b>Est. Fringe</b>	0	0	0	0
--------------------	---	---	---	---

*Note: Fringes budgeted in House Bill 5 except for certain fringes budgeted directly to MoDOT, Highway Patrol, and Conservation.*

<b>Est. Fringe</b>	0	0	0	0
--------------------	---	---	---	---

*Note: Fringes budgeted in House Bill 5 except for certain fringes budgeted directly to MoDOT, Highway Patrol, and Conservation.*

Other Funds: Health Initiatives Fund (0275); Motor Vehicle Commission Fund (0588); Conservation Commission Fund (0609)

Other Funds: Health Initiatives Fund (0275); Motor Vehicle Commission Fund (0588); Conservation Commission Fund (0609)

**2. CORE DESCRIPTION**

The Department of Revenue, through its Mail Service Center and contracted vendors, annually processes more than 12 million pieces of outgoing mail. The Department's outgoing mail volume is the largest in state government. The core postage request includes mailings of tax forms, marinecraft registration renewal notices, marinecraft titles, collection and enforcement notices, and statutory required pieces of certified mail.

Additional postage costs are included in the Highway Collections budget unit for driver license renewals, motor vehicle registration renewal notices, motor vehicle titles, collection and enforcement notices, and statutory required pieces of mail.

These mailings support the operational programs in their role of revenue collections by notifying citizens of taxes due and owed, and of renewal dates of licenses and vehicle registrations to aid in timely renewals. Failure to provide these mailings would negatively impact revenue collections; result in decreased enforcement of tax, driver, motor and marinecraft, and other laws; and violate statutory mandates to deliver certain notices by regular or certified mail.

Additional postage costs are included in the Highway Collections budget unit.



**CORE DECISION ITEM**

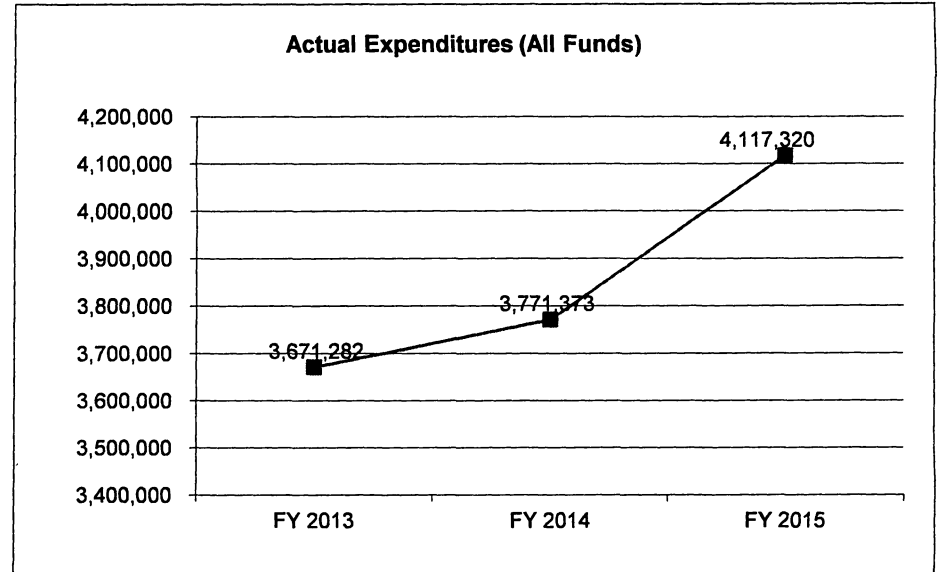
<b>Department of Revenue</b>	<b>Budget Unit</b> <u>86150C</u>
<b>Division of Administration</b>	
<b>Core - Postage</b>	<b>HB Section</b> <u>4.025</u>

**3. PROGRAM LISTING (list programs included in this core funding)**

Corporate Tax Program	Property Tax Program	Driver License Program	Motor Vehicle Registration Program
Fuel Tax Program	Sales Tax Program	Motor Vehicle Dealer Registration Program	Motor Vehicle Title Program
Personal Tax Program			

**4. FINANCIAL HISTORY**

	<b>FY 2013</b>	<b>FY 2014</b>	<b>FY 2015</b>	<b>FY 2016</b>
	<b>Actual</b>	<b>Actual</b>	<b>Actual</b>	<b>Current Yr.</b>
Appropriation (All Funds)	3,715,472	3,815,562	4,243,256	4,043,756
Less Reverted (All Funds)	(161)	(161)	(125,936)	0
Less Restricted (All Funds)	0	0	0	0
Budget Authority (All Funds)	3,715,311	3,815,401	4,117,320	4,043,756
Actual Expenditures (All Funds)	3,671,282	3,771,373	4,117,320	0
Unexpended (All Funds)	44,029	44,028	0	4,043,756
Unexpended, by Fund:				
General Revenue	0	0	0	0
Federal	0	0	0	0
Other	44,029	44,028	0	0
	(1), (2)	(1), (2)	(1)	



Reverted includes the statutory three-percent reserve amount (when applicable).

Restricted includes any Governor's Expenditure Restrictions which remained at the end of the fiscal year (when applicable).

**NOTES:**

(1) Total postage expenditures:

	<b>FY13</b>	<b>FY14</b>	<b>FY15</b>
Highway Collections	\$2,862,620	3,279,819	3,713,717
Core	3,671,282	3,771,373	4,117,320
	\$6,533,902	7,051,192	7,831,037

(2) Lapse funds represent unspent appropriations from the Motor Vehicle Commission Fund due to an insufficient fund cash balance.

**CORE RECONCILIATION DETAIL**

---

**DEPARTMENT OF REVENUE**

**POSTAGE**

---

**5. CORE RECONCILIATION DETAIL**

---

	<b>Budget Class</b>	<b>FTE</b>	<b>GR</b>	<b>Federal</b>	<b>Other</b>	<b>Total</b>	<b>Explanation</b>
<b>TAFP AFTER VETOES</b>							
	EE	0.00	3,993,011	0	50,745	4,043,756	
	<b>Total</b>	<b>0.00</b>	<b>3,993,011</b>	<b>0</b>	<b>50,745</b>	<b>4,043,756</b>	
<b>DEPARTMENT CORE REQUEST</b>							
	EE	0.00	3,993,011	0	50,745	4,043,756	
	<b>Total</b>	<b>0.00</b>	<b>3,993,011</b>	<b>0</b>	<b>50,745</b>	<b>4,043,756</b>	
<b>GOVERNOR'S RECOMMENDED CORE</b>							
	EE	0.00	3,993,011	0	50,745	4,043,756	
	<b>Total</b>	<b>0.00</b>	<b>3,993,011</b>	<b>0</b>	<b>50,745</b>	<b>4,043,756</b>	

**DECISION ITEM DETAIL**

Budget Unit	FY 2015	FY 2015	FY 2016	FY 2016	FY 2017	FY 2017	FY 2017	FY 2017
Decision Item	ACTUAL	ACTUAL	BUDGET	BUDGET	DEPT REQ	DEPT REQ	GOV REC	GOV REC
Budget Object Class	DOLLAR	FTE	DOLLAR	FTE	DOLLAR	FTE	DOLLAR	FTE
<b>POSTAGE</b>								
<b>CORE</b>								
TRAVEL, IN-STATE	78	0.00	25	0.00	25	0.00	25	0.00
SUPPLIES	3,439,110	0.00	3,398,054	0.00	3,398,054	0.00	3,398,054	0.00
PROFESSIONAL DEVELOPMENT	845	0.00	342	0.00	342	0.00	342	0.00
COMMUNICATION SERV & SUPP	0	0.00	25	0.00	25	0.00	25	0.00
PROFESSIONAL SERVICES	194,577	0.00	284,335	0.00	284,335	0.00	284,335	0.00
M&R SERVICES	135,704	0.00	150,000	0.00	150,000	0.00	150,000	0.00
OFFICE EQUIPMENT	13,008	0.00	25	0.00	25	0.00	25	0.00
OTHER EQUIPMENT	324,192	0.00	204,500	0.00	204,500	0.00	204,500	0.00
EQUIPMENT RENTALS & LEASES	9,807	0.00	6,425	0.00	6,425	0.00	6,425	0.00
MISCELLANEOUS EXPENSES	0	0.00	25	0.00	25	0.00	25	0.00
<b>TOTAL - EE</b>	<b>4,117,321</b>	<b>0.00</b>	<b>4,043,756</b>	<b>0.00</b>	<b>4,043,756</b>	<b>0.00</b>	<b>4,043,756</b>	<b>0.00</b>
<b>GRAND TOTAL</b>	<b>\$4,117,321</b>	<b>0.00</b>	<b>\$4,043,756</b>	<b>0.00</b>	<b>\$4,043,756</b>	<b>0.00</b>	<b>\$4,043,756</b>	<b>0.00</b>
<b>GENERAL REVENUE</b>	<b>\$4,066,737</b>	<b>0.00</b>	<b>\$3,993,011</b>	<b>0.00</b>	<b>\$3,993,011</b>	<b>0.00</b>	<b>\$3,993,011</b>	<b>0.00</b>
<b>FEDERAL FUNDS</b>	<b>\$0</b>	<b>0.00</b>	<b>\$0</b>	<b>0.00</b>	<b>\$0</b>	<b>0.00</b>	<b>\$0</b>	<b>0.00</b>
<b>OTHER FUNDS</b>	<b>\$50,584</b>	<b>0.00</b>	<b>\$50,745</b>	<b>0.00</b>	<b>\$50,745</b>	<b>0.00</b>	<b>\$50,745</b>	<b>0.00</b>

**PROGRAM DESCRIPTION**

Department of Revenue HB Section(s): \_\_\_\_\_  
**Program Name - Corporate Tax**  
**Program is found in the following core budget(s): Taxation Division, Motor Vehicle and Driver License Division Administration Division, Legal Services Division, Postage**

	Taxation	MV/DL	Admin	Legal	Postage	Total
GR	1,833,568	0	123,888	130,715	82,208	2,170,379
Federal						0
Other						0
<b>Total</b>	<b>1,833,568</b>	<b>0</b>	<b>123,888</b>	<b>130,715</b>	<b>82,208</b>	<b>2,170,379</b>

**1. What does this program do?**

The Corporate Tax Program administers and collects the state's corporate income tax. Corporate tax is authorized by Section 143.072, RSMo, and is a 6.25 percent tax on a corporation's taxable income from Missouri sources. Department staff implements and collects corporate taxes, refunds overpayments, processes business tax registrations, and maintains certain non-financial records related to registered corporations. The Department's collection staff provides technical support to corporations, maintains account information, assists with account resolution and collection activities, and helps delinquent taxpayers. The Department has seven compliance offices in Missouri, three compliance offices out of state (Chicago, Dallas, and New York), and employee presence in Georgia and California to promote compliance with Missouri's tax laws.

**2. What is the authorization for this program, i.e., federal or state statute, etc.? (Include the federal program number, if applicable.)**

Chapter 143, RSMo.

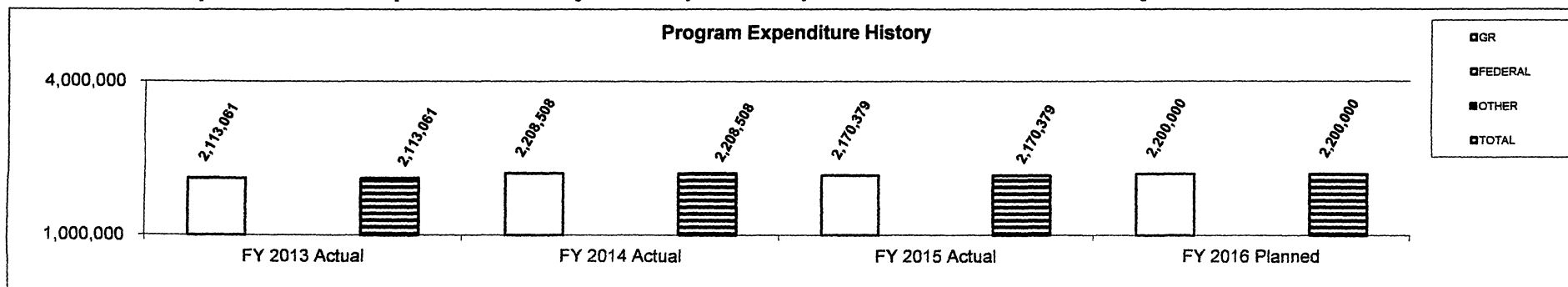
**3. Are there federal matching requirements? If yes, please explain.**

No

**4. Is this a federally mandated program? If yes, please explain.**

No

**5. Provide actual expenditures for the prior three fiscal years and planned expenditures for the current fiscal year.**



**PROGRAM DESCRIPTION**

<b>Department of Revenue</b>	<b>HB Section(s):</b> _____									
<b>Program Name - Corporate Tax</b>										
<b>Program is found in the following core budget(s): Taxation Division, Motor Vehicle and Driver License Division Administration Division, Legal Services Division, Postage</b>										
<b>6. What are the sources of the "Other " funds?</b>										
N/A										
Footnote - The FY 2013, FY 2014 and FY 2015 Actual and FY 2016 Planned expenditures do not include information technology costs that were consolidated in the Office of Administration in FY 2007										
<b>7a. Provide an effectiveness measure.</b>										
Revenue generated (millions) (net of refunds)										
	<table border="0" style="width:100%;"> <tr> <td align="center">FY 2013</td> <td align="center">FY 2014</td> <td align="center">FY 2015</td> </tr> <tr> <td align="center">Actual</td> <td align="center">Actual</td> <td align="center">Actual</td> </tr> <tr> <td align="center">\$415.5</td> <td align="center">\$396.0</td> <td align="center">\$435.0</td> </tr> </table>	FY 2013	FY 2014	FY 2015	Actual	Actual	Actual	\$415.5	\$396.0	\$435.0
FY 2013	FY 2014	FY 2015								
Actual	Actual	Actual								
\$415.5	\$396.0	\$435.0								
<b>7b. Provide an efficiency measure.</b>										
N/A										
<b>7c. Provide the number of clients/individuals served, if applicable.</b>										
Number of returns processed										
	<table border="0" style="width:100%;"> <tr> <td align="center">FY 2013</td> <td align="center">FY 2014</td> <td align="center">FY 2015</td> </tr> <tr> <td align="center">Actual</td> <td align="center">Actual</td> <td align="center">Actual</td> </tr> <tr> <td align="center">164,167</td> <td align="center">171,264</td> <td align="center">148,798</td> </tr> </table>	FY 2013	FY 2014	FY 2015	Actual	Actual	Actual	164,167	171,264	148,798
FY 2013	FY 2014	FY 2015								
Actual	Actual	Actual								
164,167	171,264	148,798								
<b>7d. Provide a customer satisfaction measure, if available.</b>										
N/A										

**PROGRAM DESCRIPTION**

<b>Department of Revenue</b>					<b>HB Section(s): _____</b>
<b>Program Name - Fuel Tax</b>					
<b>Program is found in the following core budget(s): Taxation Division, Administration Division, Legal Services Division, Postage</b>					
	<b>Taxation</b>	<b>Admin</b>	<b>Legal</b>	<b>Postage</b>	<b>Total</b>
<b>GR</b>					
<b>FEDERAL</b>			<b>41,955</b>		<b>41,955</b>
<b>OTHER</b>	<b>235,160</b>	<b>64,513</b>	<b>-</b>	<b>5,644</b>	<b>305,317</b>
<b>TOTAL</b>	<b>235,160</b>	<b>64,513</b>	<b>41,955</b>	<b>5,644</b>	<b>347,272</b>

**1. What does this program do?**

The Fuel Tax Program collects and administers the tax on the sale of motor fuel (gasoline, diesel, and blends) paid by fuel suppliers and distributors and passed on to the final consumer. The tax rate, authorized by Section 142.803, RSMo, is 17 cents per gallon. The business tax area provides technical support, maintains account information, and assists taxpayers with account resolution and delinquent collections.

**2. What is the authorization for this program, i.e., federal or state statute, etc.? (Include the federal program number, if applicable.)**

Chapter 142, RSMo.

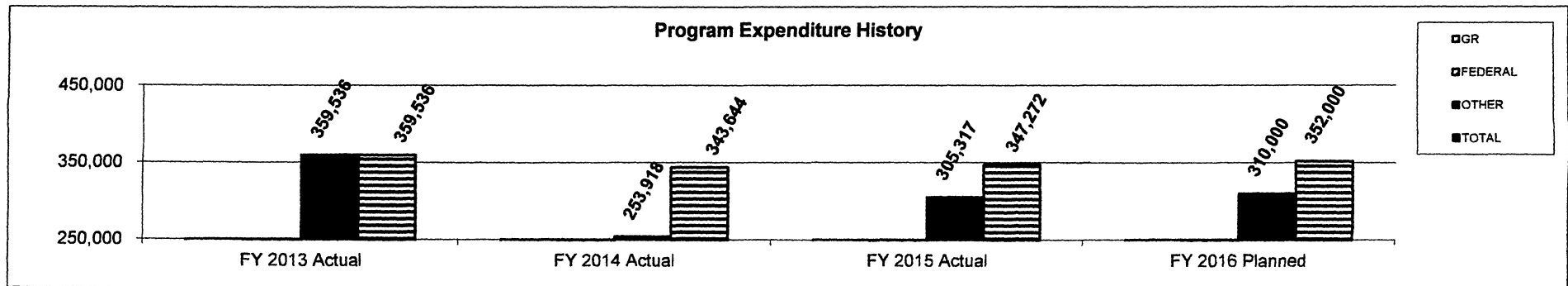
**3. Are there federal matching requirements? If yes, please explain.**

No

**4. Is this a federally mandated program? If yes, please explain.**

No

**5. Provide actual expenditures for the prior three fiscal years and planned expenditures for the current fiscal year.**



**PROGRAM DESCRIPTION**

<b>Department of Revenue</b>	<b>HB Section(s):</b> _____																		
<b>Program Name - Fuel Tax</b>																			
<b>Program is found in the following core budget(s): Taxation Division, Administration Division, Legal Services Division, Postage</b>																			
<b>6. What are the sources of the "Other " funds?</b>																			
State Highways and Transportation Department Fund (0644)																			
Footnote - The FY 2013, FY 2014 and FY 2015 Actual and FY 2016 Planned expenditures do not include information technology costs that were consolidated in the Office of Administration in FY 2007.																			
<b>7a. Provide an effectiveness measure.</b>																			
Revenue generated (millions) (before refunds)																			
	<table border="0" style="width:100%;"> <tr> <td align="center">FY 2013</td> <td align="center">FY 2014</td> <td align="center">FY 2015</td> </tr> <tr> <td align="center">Actual</td> <td align="center">Actual</td> <td align="center">Actual</td> </tr> <tr> <td align="center">-----</td> <td align="center">-----</td> <td align="center">-----</td> </tr> <tr> <td align="center">\$708.2</td> <td align="center">\$704.9</td> <td align="center">\$704.8</td> </tr> </table>	FY 2013	FY 2014	FY 2015	Actual	Actual	Actual	-----	-----	-----	\$708.2	\$704.9	\$704.8						
FY 2013	FY 2014	FY 2015																	
Actual	Actual	Actual																	
-----	-----	-----																	
\$708.2	\$704.9	\$704.8																	
<b>7b. Provide an efficiency measure.</b>																			
Number of days from receipt to deposit																			
	<table border="0" style="width:100%;"> <tr> <td align="center">FY 2013</td> <td align="center">FY 2014</td> <td align="center">FY 2015</td> </tr> <tr> <td align="center">Actual</td> <td align="center">Actual</td> <td align="center">Actual</td> </tr> <tr> <td align="center">-----</td> <td align="center">-----</td> <td align="center">-----</td> </tr> <tr> <td align="center">1.0</td> <td align="center">1.0</td> <td align="center">1.0</td> </tr> </table>	FY 2013	FY 2014	FY 2015	Actual	Actual	Actual	-----	-----	-----	1.0	1.0	1.0						
FY 2013	FY 2014	FY 2015																	
Actual	Actual	Actual																	
-----	-----	-----																	
1.0	1.0	1.0																	
<b>7c. Provide the number of clients/individuals served, if applicable.</b>																			
Number of returns filed																			
	<table border="0" style="width:100%;"> <tr> <td align="center">FY 2013</td> <td align="center">FY 2014</td> <td align="center">FY 2015</td> </tr> <tr> <td align="center">Actual</td> <td align="center">Actual</td> <td align="center">Actual</td> </tr> <tr> <td align="center">-----</td> <td align="center">-----</td> <td align="center">-----</td> </tr> <tr> <td>Paper</td> <td align="center">7,043</td> <td align="center">7,044</td> </tr> <tr> <td>EDI</td> <td align="center">1,667</td> <td align="center">1,702</td> </tr> <tr> <td>Total</td> <td align="center">8,710</td> <td align="center">8,746</td> </tr> </table>	FY 2013	FY 2014	FY 2015	Actual	Actual	Actual	-----	-----	-----	Paper	7,043	7,044	EDI	1,667	1,702	Total	8,710	8,746
FY 2013	FY 2014	FY 2015																	
Actual	Actual	Actual																	
-----	-----	-----																	
Paper	7,043	7,044																	
EDI	1,667	1,702																	
Total	8,710	8,746																	
<b>7d. Provide a customer satisfaction measure, if available.</b>																			
N/A																			

**PROGRAM DESCRIPTION**

<b>Department of Revenue</b>						<b>HB Section(s):</b> _____
<b>Program Name - Personal Tax</b>						
<b>Program is found in the following core budget(s): Taxation Division, Motor Vehicle and Driver License Division, Administration Division, Legal Services Division, Postage</b>						
	<b>Taxation</b>	<b>MV/DL</b>	<b>Admin</b>	<b>Legal</b>	<b>Postage</b>	<b>Total</b>
<b>GR</b>	6,419,731	0	872,961	707,305	3,382,602	11,382,599
<b>Federal</b>						0
<b>Other</b>						0
<b>Total</b>	6,419,731	0	872,961	707,305	3,382,602	11,382,599

**1. What does this program do?**

The Personal Tax Program administers and collects individual income tax primarily on the taxable income of Missouri residents. The Department also collects income tax on taxable income earned in Missouri by non-residents. Section 143.011, RSMO, authorizes the tax, a graduated rate from 1.5 percent to 6 percent of taxable income. Program staff implements, processes, and collects individual income taxes, refunds overpayments, processes registrations, and maintains certain records related to businesses that must report withholding of income taxes. The Department's collection staff provides technical support, maintains account information, assists with account resolution and collection activities, and aids delinquent taxpayers in resolving accounts. The staff handles lien filing, refers collection cases to local prosecuting attorneys, and makes referrals to collection agencies.

**2. What is the authorization for this program, i.e., federal or state statute, etc.? (Include the federal program number, if applicable.)**

Chapter 143, RSMo.

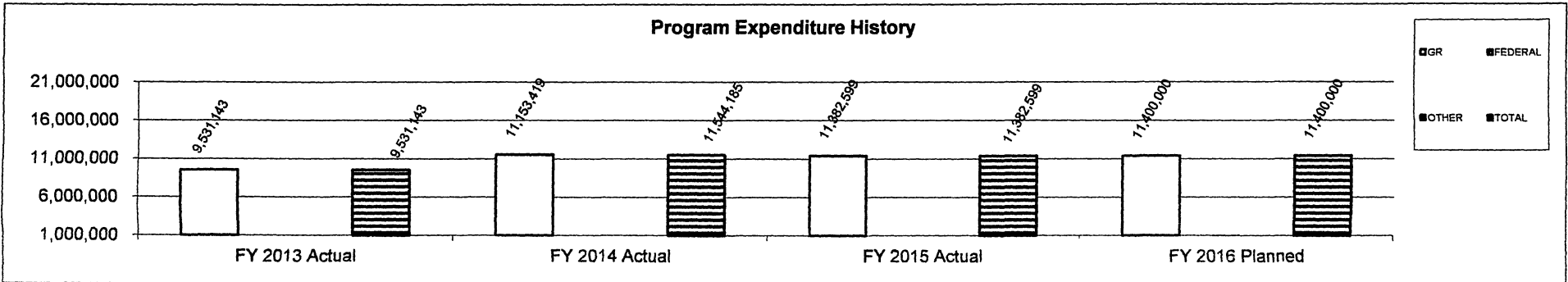
**3. Are there federal matching requirements? If yes, please explain.**

No

**4. Is this a federally mandated program? If yes, please explain.**

No

**5. Provide actual expenditures for the prior three fiscal years and planned expenditures for the current fiscal year.**





**PROGRAM DESCRIPTION**

**Department of Revenue** \_\_\_\_\_ **HB Section(s):** \_\_\_\_\_

**Program Name - Personal Tax**

**Program is found in the following core budget(s): Taxation Division, Motor Vehicle and Driver License Division, Administration Division, Legal Services Division, Postage**

**6. What are the sources of the "Other " funds?**

N/A

Footnote - The FY2013, FY2014 and FY2015 Actual and FY2016 Planned expenditures do not include information technology costs that were consolidated in the Office of Administration in FY2007.

**7a. Provide an effectiveness measure.**

Revenue generated (net of refunds) (in billions)

	FY 2013	FY 2014	FY 2015
	Actual	Actual	Actual
	\$5.4	\$5.4	\$5.9

**7b. Provide an efficiency measure.**

N/A

**7c. Provide the number of clients/individuals served, if applicable.**

Number of individual income tax returns processed (in millions)

	FY 2013	FY 2014	FY 2015
	Actual	Actual	Actual
Total	2.97	2.85	3.00
Paper	0.69	0.56	0.55
Electronic	2.25	2.29	2.45

**7d. Provide a customer satisfaction measure, if available.**

N/A

**PROGRAM DESCRIPTION**

<b>Department of Revenue</b>						<b>HB Section(s):</b> _____
<b>Program Name - Property Tax Credit</b>						
<b>Program is found in the following core budget(s): Taxation Division, Motor Vehicle and Driver License Division, Administration Division, Legal Services Division, Postage</b>						
	<b>Taxation</b>	<b>MV/DL</b>	<b>Admin</b>	<b>Legal</b>	<b>Postage</b>	<b>Total</b>
<b>GR</b>	<b>658,679</b>	<b>0</b>	<b>45,962</b>	<b>6,271</b>	<b>30,129</b>	<b>741,041</b>
<b>Federal</b>						<b>0</b>
<b>Other</b>						<b>0</b>
<b>Total</b>	<b>658,679</b>	<b>0</b>	<b>45,962</b>	<b>6,271</b>	<b>30,129</b>	<b>741,041</b>

**1. What does this program do?**

The Property Tax Credit (PTC) Program was established in Chapter 135 by the General Assembly in 1973. Persons are eligible to file a PTC claim under Sections 135.010 to 135.035, RSMo, if they meet all of the qualifications outlined in these sections. The PTC is a credit allowed to offset the cost of property taxes or rent paid on property subject to property tax by taxpayers who meet the household income limitations and are either 65 years of age or older, 100 percent disabled as a result of military service, 100 percent disabled, or has reached the age of 60 on or before the last day of the calendar year and is receiving surviving spouse Social Security benefits.

**2. What is the authorization for this program, i.e., federal or state statute, etc.? (Include the federal program number, if applicable.)**

Sections 135.010 to 135.035, RSMo.

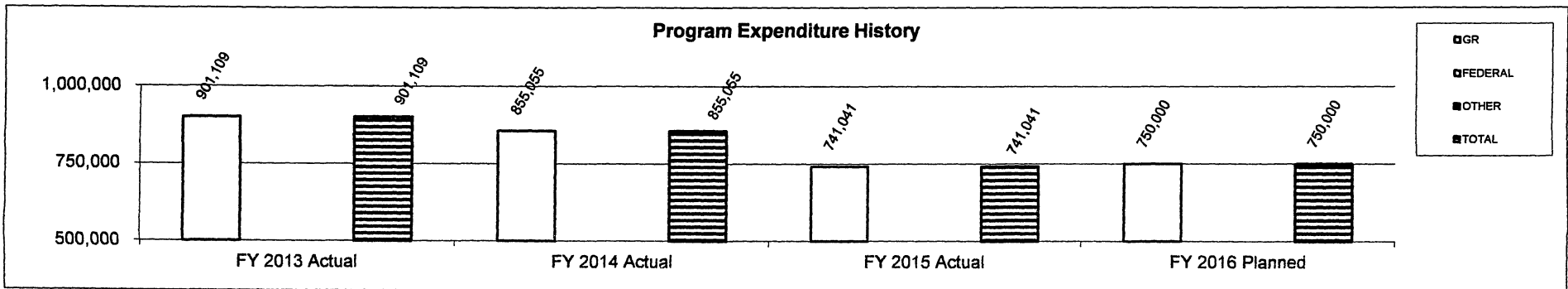
**3. Are there federal matching requirements? If yes, please explain.**

No

**4. Is this a federally mandated program? If yes, please explain.**

No

**5. Provide actual expenditures for the prior three fiscal years and planned expenditures for the current fiscal year.**



**PROGRAM DESCRIPTION**

**Department of Revenue** **HB Section(s):** \_\_\_\_\_

**Program Name - Property Tax Credit**

**Program is found in the following core budget(s): Taxation Division, Motor Vehicle and Driver License Division, Administration Division, Legal Services**

**Division. Postage**

**6. What are the sources of the "Other " funds?**

N/A

Footnote - The FY 2013, FY 2014 and FY 2015 Actual and FY 2016 Planned expenditures do not include information technology costs that were consolidated in the Office of Administration in FY 2007

**7a. Provide an effectiveness measure.**

N/A

**7b. Provide an efficiency measure.**

Number of days to process claims

	FY 2013 Actual	FY 2014 Actual	FY 2015 Actual
Paper	3.14	2.98	3.82
Electronic	3.14	2.98	3.82

**7c. Provide the number of clients/individuals served, if applicable.**

Number of claims processed

	FY 2013 Actual	FY 2014 Actual	FY 2015 Actual
	256,919	249,751	238,050

**7d. Provide a customer satisfaction measure, if available.**

N/A

**PROGRAM DESCRIPTION**

<b>Department of Revenue</b>						<b>HB Section(s):</b> _____
<b>Program Name - Sales and Use Tax</b>						
<b>Program is found in the following core budget(s): Taxation Division, Motor Vehicle and Driver License Division, Administration Division, Legal Services Division, Postage</b>						
	<b>Taxation</b>	<b>MV/DL</b>	<b>Admin</b>	<b>Legal</b>	<b>Postage</b>	<b>Total</b>
<b>GR</b>	9,513,167	0	819,724	590,832	715,900	11,639,623
<b>Federal</b>						0
<b>Other</b>	611,933		156,138	112,539	136,362	1,016,972
<b>Total</b>	10,125,100	0	975,862	703,371	852,262	12,656,595

**1. What does this program do?**

The Sales Tax Program administers and collects Missouri's sales and use taxes. Section 144.020, RSMo, authorizes a general sales tax, a 3 percent tax on the purchase price of tangible personal property or service sold at retail, excluding exemptions. Section 144.610, RSMo, authorizes a general use tax, a 3 percent tax on the value of tangible personal property purchased outside the state for the privilege of storing, using, or consuming the property within the state. Two additional sales and use taxes have been approved by voters and are authorized by Article IV, Section 43 and Article IV, Section 47 of the Missouri Constitution: a one-eighth of 1 percent Conservation sales and use tax and a one-tenth of 1 percent Parks, Soils, and Water Conservation sales and use tax. Also, Section 144.701, RSMo, authorizes a 1 percent Education sales and use tax. Program staff provides a variety of administrative and customer service functions. On the administrative side, staff implements, collects, and distributes local sales taxes and refunds overpayments of sales/use taxes. Staff also processes registration applications, updates information for businesses that report sales/use taxes, handle lien filings, assists in the collections or makes collection case referrals to local prosecuting attorneys and collection agencies, tax clearances, and debt offsets. Seven Missouri compliance offices and three out-of-state compliance offices conduct audits of taxpayers' sales and use returns. The Department educates its constituencies by participating at conferences, educational seminars, one-on-one meetings, and through its website.

**2. What is the authorization for this program, i.e., federal or state statute, etc.? (Include the federal program number, if applicable.)**

Chapter 144, RSMo

**3. Are there federal matching requirements? If yes, please explain.**

No

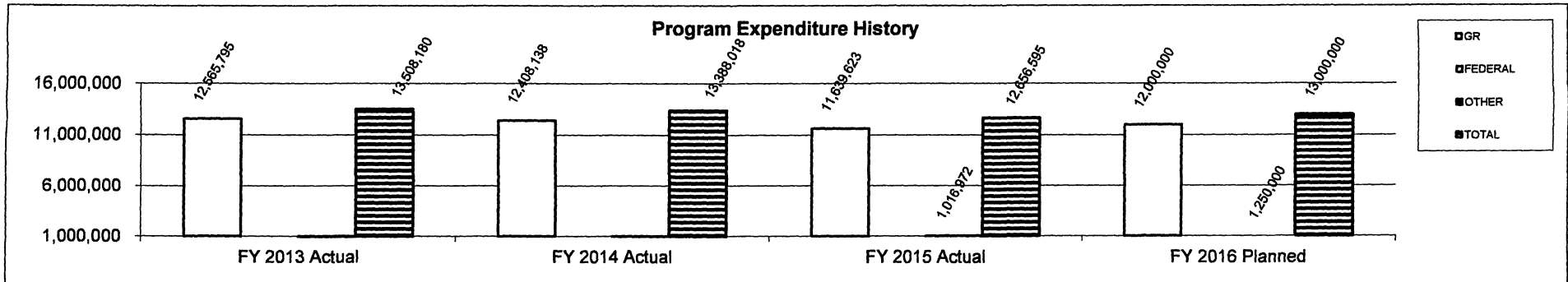
**4. Is this a federally mandated program? If yes, please explain.**

No

**PROGRAM DESCRIPTION**

**Department of Revenue** **HB Section(s):** \_\_\_\_\_  
**Program Name - Sales and Use Tax**  
**Program is found in the following core budget(s): Taxation Division, Motor Vehicle and Driver License Division, Administration Division, Legal Services Division, Postage**

**5. Provide actual expenditures for the prior three fiscal years and planned expenditures for the current fiscal year.**



**6. What are the sources of the "Other " funds?**

Conservation Fund (0609)

Footnote - The FY 2013, FY 2014 and FY 2015 Actual and FY 2016 Planned expenditures do not include information technology costs that were consolidated in the Office of Administration in FY 2007.

**7a. Provide an effectiveness measure.**

Revenue generated (in billions) (General Revenue only before refunds)

FY 2013	FY 2014	FY 2015
Actual	Actual	Actual
\$1.89	\$1.96	\$2.00

**7b. Provide an efficiency measure.**

Average number of days from receipt in mail room to deposit

FY 2013	FY 2014	FY 2015
Actual	Actual	Actual
0.69	1.30	0.83

**PROGRAM DESCRIPTION**

<b>Department of Revenue</b>	<b>HB Section(s):</b> _____
<b>Program Name - Sales and Use Tax</b>	
<b>Program is found in the following core budget(s): Taxation Division, Motor Vehicle and Driver License Division, Administration Division, Legal Services Division, Postage</b>	

**7c. Provide the number of clients/individuals served, if applicable.**

Number of sales and use tax returns processed

FY 2013	FY 2014	FY 2015
Actual	Actual	Actual
730,340	703,062	705,116

**7d. Provide a customer satisfaction measure, if available.**

N/A

**PROGRAM DESCRIPTION**

Department of Revenue HB Section(s): \_\_\_\_\_

Program Name - Driver License

Program is found in the following core budget(s): Motor Vehicle and Driver License Division, Taxation Division, Administration Division, Legal Services Division, Postage

	MV/DL	Taxation	Admin	Legal	Postage	Total
GR	2,522,734	0	40,304	216,827	89,714	2,869,579
Federal	0	0	0	76,889	0	76,889
Other	1,528,432	0	295,565	1,590,061	657,900	4,071,958
<b>Total</b>	<b>4,051,166</b>	<b>0</b>	<b>335,869</b>	<b>1,883,777</b>	<b>747,614</b>	<b>7,018,426</b>

**1. What does this program do?**

The Driver License program collects fees and taxes and enforces state laws for the following activities: 1) issuing commercial and non-commercial driver licenses, nondriver licenses, and permits; 2) suspending, revoking, and disqualifying driver licenses; and 3) processing and maintaining records related to traffic violation point assessments, the administrative driving while intoxicated (DWI) and abuse-and-lose laws for alcohol and drug offenses, failure to appear in court for traffic violations, the safety responsibility (mandatory insurance) laws for uninsured motorists, and a variety of court-ordered driver license suspensions.

**2. What is the authorization for this program, i.e., federal or state statute, etc.? (Include the federal program number, if applicable.)**

Missouri Revised Statutes Chapters 302 and 303; Section 211.031; Section 304.070; Section 304.351; Section 311.325; Sections 454.1000 - 454.1018; Sections 544.045 - 544.046; Section 577.041; Sections 577.500 - 577.510; and Sections 577.600 - 577.614.

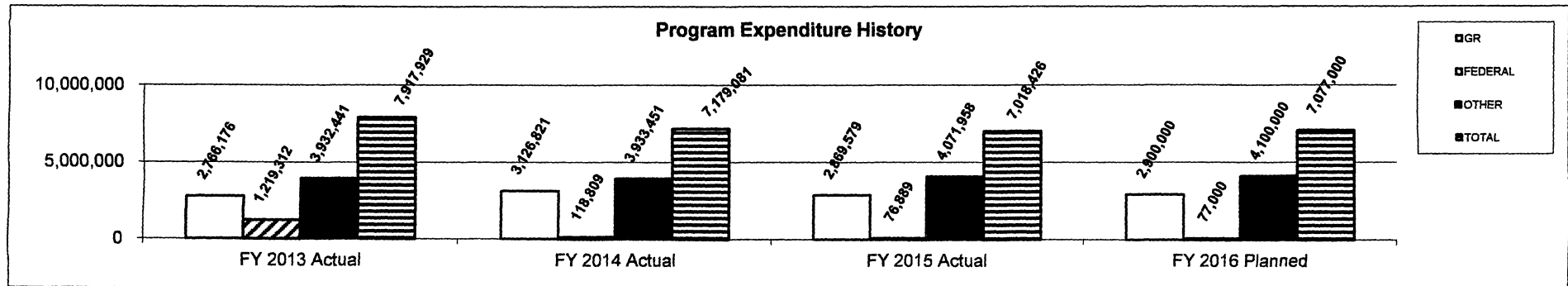
**3. Are there federal matching requirements? If yes, please explain.**

No

**4. Is this a federally mandated program? If yes, please explain.**

No

**5. Provide actual expenditures for the prior three fiscal years and planned expenditures for the current fiscal year.**



**PROGRAM DESCRIPTION**

**Department of Revenue** **HB Section(s):** \_\_\_\_\_

**Program Name - Driver License**

**Program is found in the following core budget(s): Motor Vehicle and Driver License Division, Taxation Division, Administration Division, Legal Services Division, Postage**

**6. What are the sources of the "Other" funds?**

State Highways and Transportation Department Fund (0644)

Footnote - The FY 2013, FY 2014 and FY 2015 Actual and FY 2016 Planned expenditures do not include information technology costs that were consolidated in the Office of Administration in FY 2007.

**7a. Provide an effectiveness measure.**

Revenue generated (in millions)

	FY 2013	FY 2014	FY 2015
	Actual	Actual	Actual
Issuance	\$16.3	\$16.0	\$18.4
Reinstatement	\$2.6	\$2.6	\$2.6

**7b. Provide an efficiency measure.**

N/A

**7c. Provide the number of clients/individuals served, if applicable.**

Number of licenses produced

	FY 2013	FY 2014	FY 2015
	Actual	Actual	Actual
Initial	343,242	355,375	366,779
Renewal	711,287	657,488	818,092
Non-driver	270,098	183,631	189,486
Duplicate	232,595	218,630	225,784
<b>Total</b>	<b>1,557,222</b>	<b>1,415,124</b>	<b>1,600,141</b>

**7d. Provide a customer satisfaction measure, if available.**

N/A



**PROGRAM DESCRIPTION**

<b>Department of Revenue</b>						<b>HB Section(s):</b> _____
<b>Program Name - Motor Vehicle Dealer Registration</b>						
<b>Program is found in the following core budget(s): Motor Vehicle and Driver License Division, Taxation Division, Administration Division, Legal Services</b>						
	<b>MV/DL</b>	<b>Taxation</b>	<b>Admin</b>	<b>Legal</b>	<b>Postage</b>	<b>Total</b>
<b>GR</b>	47,580					47,580
<b>Federal</b>						0
<b>Other</b>	232,895	0	22,780	335,756	18,186	609,617
<b>Total</b>	280,475	0	22,780	335,756	18,186	657,197

**1. What does this program do?**

The Dealer Registration Program is responsible for the annual licensing of all manufacturers, motor vehicle dealers, wholesale motor vehicle auctions, public motor vehicle auctions, and wholesale motor vehicle dealers. Department staff responds to dealer inquiries about state regulations, issues annual dealership license plates, and records sales volume information to ensure compliance with state regulations.

**2. What is the authorization for this program, i.e., federal or state statute, etc.? (Include the federal program number, if applicable.)**

Sections 301.550 through 301.573, RSMo.

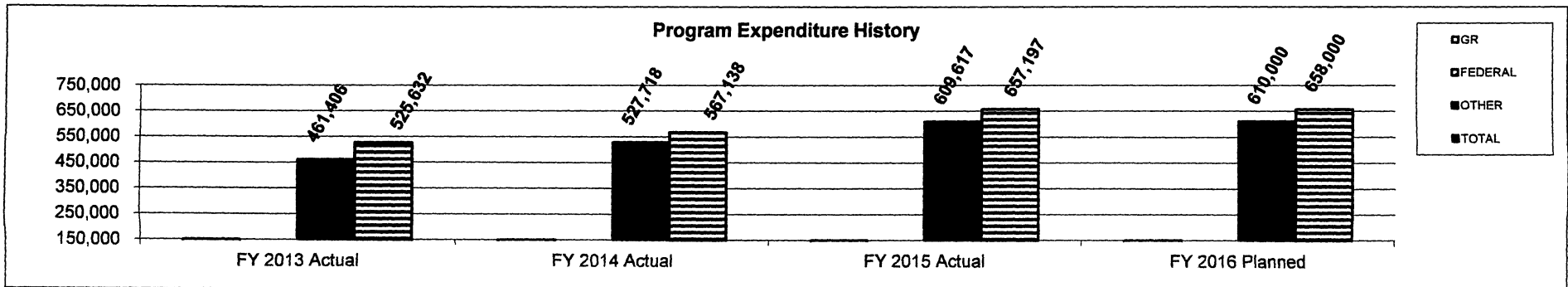
**3. Are there federal matching requirements? If yes, please explain.**

No

**4. Is this a federally mandated program? If yes, please explain.**

No

**5. Provide actual expenditures for the prior three fiscal years and planned expenditures for the current fiscal year.**



**PROGRAM DESCRIPTION**

<b>Department of Revenue</b>	<b>HB Section(s):</b> _____									
<b>Program Name - Motor Vehicle Dealer Registration</b>										
<b>Program is found in the following core budget(s): Motor Vehicle and Driver License Division, Taxation Division, Administration Division, Legal Services</b>										
<b>6. What are the sources of the "Other " funds?</b>										
State Highways and Transportation Department Fund (0644) and Motor Vehicle Commission Fund (0588)										
Footnote - The FY 2013, FY 2014 and FY 2015 Actual and FY 2016 Planned expenditures do not include information technology costs that were consolidated in the Office of Administration in FY 2007.										
<b>7a. Provide an effectiveness measure.</b>										
Total revenue collected										
	<table border="0" style="width:100%;"> <tr> <td align="center">FY 2013</td> <td align="center">FY 2014</td> <td align="center">FY 2015</td> </tr> <tr> <td align="center">Actual</td> <td align="center">Actual</td> <td align="center">Actual</td> </tr> <tr> <td align="center"><u>\$1,005,882</u></td> <td align="center"><u>\$961,383</u></td> <td align="center"><u>\$1,020,585</u></td> </tr> </table>	FY 2013	FY 2014	FY 2015	Actual	Actual	Actual	<u>\$1,005,882</u>	<u>\$961,383</u>	<u>\$1,020,585</u>
FY 2013	FY 2014	FY 2015								
Actual	Actual	Actual								
<u>\$1,005,882</u>	<u>\$961,383</u>	<u>\$1,020,585</u>								
<b>7b. Provide an efficiency measure.</b>										
N/A										
<b>7c. Provide the number of clients/individuals served, if applicable.</b>										
Total number of dealerships licensed										
	<table border="0" style="width:100%;"> <tr> <td align="center">FY 2013</td> <td align="center">FY 2014</td> <td align="center">FY 2015</td> </tr> <tr> <td align="center">Actual</td> <td align="center">Actual</td> <td align="center">Actual</td> </tr> <tr> <td align="center"><u>5,885</u></td> <td align="center"><u>5,917</u></td> <td align="center"><u>5,785</u></td> </tr> </table>	FY 2013	FY 2014	FY 2015	Actual	Actual	Actual	<u>5,885</u>	<u>5,917</u>	<u>5,785</u>
FY 2013	FY 2014	FY 2015								
Actual	Actual	Actual								
<u>5,885</u>	<u>5,917</u>	<u>5,785</u>								
<b>7d. Provide a customer satisfaction measure, if available.</b>										
N/A										

**PROGRAM DESCRIPTION**

<b>Department of Revenue</b>						<b>HB Section(s):</b> _____
<b>Program Name - Motor Vehicle Registration</b>						
<b>Program is found in the following core budget(s): Motor Vehicle and Driver License Division, Taxation Division, Administration Division, Legal Services Division. Postage</b>						
	<b>MV/DL</b>	<b>Taxation</b>	<b>Admin</b>	<b>Legal</b>	<b>Postage</b>	<b>Total</b>
<b>GR</b>	1,542,540	0	43,182	9,333	204,959	1,800,014
<b>Federal</b>	0					0
<b>Other</b>	3,456,518	0	316,665	68,446	1,503,029	5,344,658
<b>Total</b>	4,999,058	0	359,847	77,779	1,707,988	7,144,672

**1. What does this program do?**

The Motor Vehicle Registration Program collects registration fees and processes registration information for motor vehicles, trailers, marine craft, and all-terrain vehicles. Staff maintains the database of registration information and updates the system as mandated by state law, including the online registration renewal system, plates.mo.gov. The staff also orders, maintains, and audits the license plate, certificate of number, and tab inventories.

**2. What is the authorization for this program, i.e., federal or state statute, etc.? (Include the federal program number, if applicable.)**

Missouri Revised Statutes Chapters 301 and 306 and Sections 32.300, 303.026, 307.350, 307.353, and 307.355.

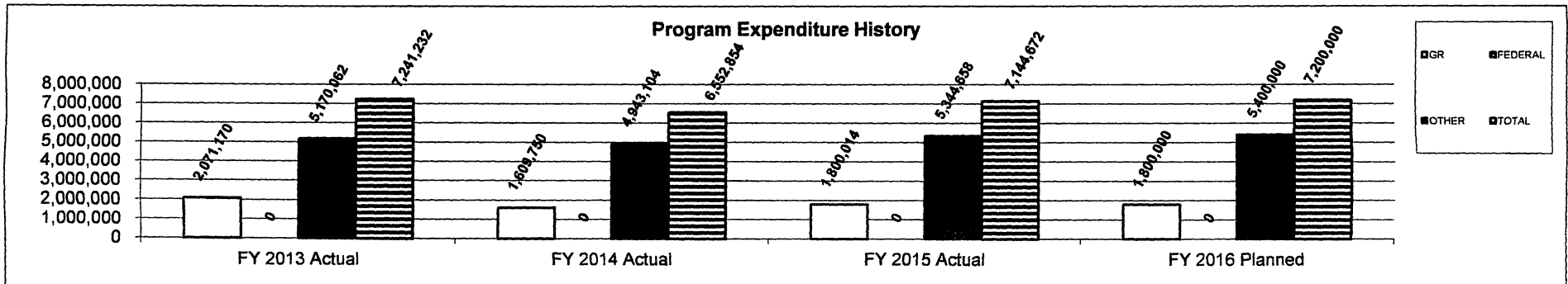
**3. Are there federal matching requirements? If yes, please explain.**

No

**4. Is this a federally mandated program? If yes, please explain.**

No

**5. Provide actual expenditures for the prior three fiscal years and planned expenditures for the current fiscal year.**



**PROGRAM DESCRIPTION**

<b>Department of Revenue</b>	<b>HB Section(s):</b> _____																												
<b>Program Name - Motor Vehicle Registration</b>																													
<b>Program is found in the following core budget(s): Motor Vehicle and Driver License Division, Taxation Division, Administration Division, Legal Services Division, Postage</b>																													
<b>6. What are the sources of the "Other " funds?</b>																													
State Highways and Transportation Department Fund (0644) and Specialty Plate Fund (0775)																													
Footnote - The FY 2013, FY 2014 and FY 2015 Actual and FY 2016 Planned expenditures do not include information technology costs that were consolidated in the Office of Administration in FY 2007.																													
<b>7a. Provide an effectiveness measure.</b>																													
Revenue generated (in millions)																													
	<table border="0" style="width:100%;"> <tr> <td align="center">FY 2013</td> <td align="center">FY 2014</td> <td align="center">FY 2015</td> </tr> <tr> <td align="center"><u>Actual</u></td> <td align="center"><u>Actual</u></td> <td align="center"><u>Actual</u></td> </tr> <tr> <td align="center">\$162.27</td> <td align="center">\$164.21</td> <td align="center">\$167.49</td> </tr> </table>	FY 2013	FY 2014	FY 2015	<u>Actual</u>	<u>Actual</u>	<u>Actual</u>	\$162.27	\$164.21	\$167.49																			
FY 2013	FY 2014	FY 2015																											
<u>Actual</u>	<u>Actual</u>	<u>Actual</u>																											
\$162.27	\$164.21	\$167.49																											
<b>7b. Provide an efficiency measure.</b>																													
N/A																													
<b>7c. Provide the number of clients/individuals served, if applicable.</b>																													
Number of registrations produced																													
	<table border="0" style="width:100%;"> <tr> <td></td> <td align="center">FY 2013</td> <td align="center">FY 2014</td> <td align="center">FY 2015</td> </tr> <tr> <td></td> <td align="center"><u>Actual</u></td> <td align="center"><u>Actual</u></td> <td align="center"><u>Actual</u></td> </tr> <tr> <td>Motor Vehicle - Annual (in millions)</td> <td align="center">1.71</td> <td align="center">2.08</td> <td align="center">2.08</td> </tr> <tr> <td>Motor Vehicle - Biennial (in millions)</td> <td align="center">1.81</td> <td align="center">1.63</td> <td align="center">1.88</td> </tr> <tr> <td>Trailer</td> <td align="center">339,895</td> <td align="center">358,984</td> <td align="center">370,061</td> </tr> <tr> <td>Marine craft</td> <td align="center">119,179</td> <td align="center">121,870</td> <td align="center">122,531</td> </tr> <tr> <td>All-Terrain Vehicles</td> <td align="center">28,156</td> <td align="center">24,458</td> <td align="center">23,414</td> </tr> </table>		FY 2013	FY 2014	FY 2015		<u>Actual</u>	<u>Actual</u>	<u>Actual</u>	Motor Vehicle - Annual (in millions)	1.71	2.08	2.08	Motor Vehicle - Biennial (in millions)	1.81	1.63	1.88	Trailer	339,895	358,984	370,061	Marine craft	119,179	121,870	122,531	All-Terrain Vehicles	28,156	24,458	23,414
	FY 2013	FY 2014	FY 2015																										
	<u>Actual</u>	<u>Actual</u>	<u>Actual</u>																										
Motor Vehicle - Annual (in millions)	1.71	2.08	2.08																										
Motor Vehicle - Biennial (in millions)	1.81	1.63	1.88																										
Trailer	339,895	358,984	370,061																										
Marine craft	119,179	121,870	122,531																										
All-Terrain Vehicles	28,156	24,458	23,414																										
<b>7d. Provide a customer satisfaction measure, if available.</b>																													
N/A																													

**PROGRAM DESCRIPTION**

<b>Department of Revenue</b>		<b>HB Section(s):</b> _____				
<b>Program Name - Motor Vehicle Title</b>						
<b>Program is found in the following core budget(s): Motor Vehicle and Driver License Division, Taxation Division, Administration Division, Legal Services Division, Postage</b>						
	<b>MV/DL</b>	<b>Taxation</b>	<b>Admin</b>	<b>Legal</b>	<b>Postage</b>	<b>Total</b>
<b>GR</b>	900,731	0	67,848	54,726	110,994	1,134,299
<b>Federal</b>	0					0
<b>Other</b>	2,761,268	0	497,548	401,320	813,952	4,474,088
<b>Total</b>	3,661,999	0	565,396	456,046	924,946	5,608,387

**1. What does this program do?**

The Motor Vehicle Title Program collects fees and taxes for all title transactions and issues titles that show proof of ownership. Program staff examines title transactions to ensure compliance with state laws, maintains the title information database, and updates the system as mandated by state statute. Program staff also maintain the lienholder and notice of sale systems for lienholders to file a notice of lien and sellers to file a notice of sale.

**2. What is the authorization for this program, i.e., federal or state statute, etc.? (Include the federal program number, if applicable.)**

Missouri Revised Statutes Chapters 301 and 306 and Sections 144.070, 144.440, 407.536, 454.516, and 700.320 through 700.380.

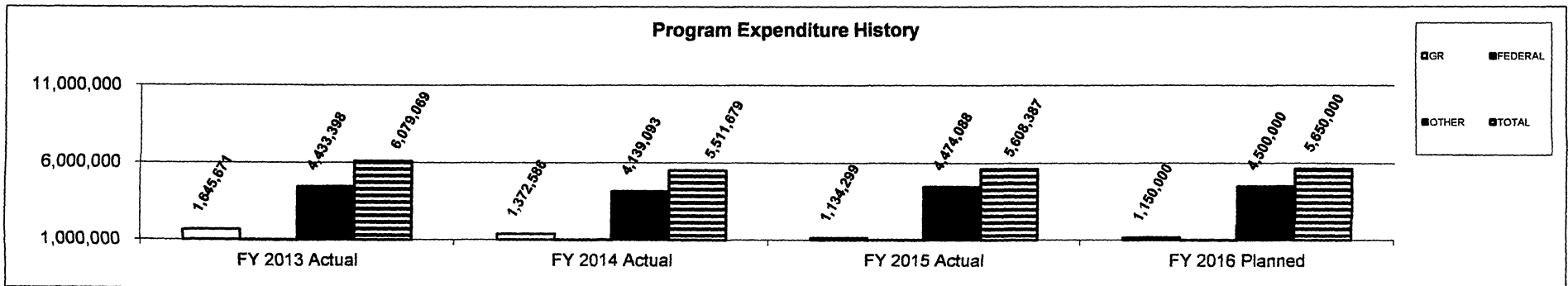
**3. Are there federal matching requirements? If yes, please explain.**

No

**4. Is this a federally mandated program? If yes, please explain.**

No

**5. Provide actual expenditures for the prior three fiscal years and planned expenditures for the current fiscal year.**



**PROGRAM DESCRIPTION**

<b>Department of Revenue</b>	<b>HB Section(s):</b> _____												
<b>Program Name - Motor Vehicle Title</b>													
<b>Program is found in the following core budget(s): Motor Vehicle and Driver License Division, Taxation Division, Administration Division, Legal Services Division, Postage</b>													
<b>6. What are the sources of the "Other " funds?</b>													
State Highways and Transportation Department Fund (0644)													
Footnote - The FY 2013, FY 2014 and FY 2015 Actual and FY 2016 Planned expenditures do not include information technology costs that were consolidated in the Office of Administration in FY 2007.													
<b>7a. Provide an effectiveness measure.</b>													
Revenue generated (in millions)													
	<table border="0" style="width:100%;"> <tr> <td align="center">FY 2013</td> <td align="center">FY 2014</td> <td align="center">FY 2015</td> </tr> <tr> <td align="center">Actual</td> <td align="center">Actual</td> <td align="center">Actual</td> </tr> <tr> <td align="center"><hr/></td> <td align="center"><hr/></td> <td align="center"><hr/></td> </tr> <tr> <td align="center">\$639.85</td> <td align="center">\$735.60</td> <td align="center">\$793.78</td> </tr> </table>	FY 2013	FY 2014	FY 2015	Actual	Actual	Actual	<hr/>	<hr/>	<hr/>	\$639.85	\$735.60	\$793.78
FY 2013	FY 2014	FY 2015											
Actual	Actual	Actual											
<hr/>	<hr/>	<hr/>											
\$639.85	\$735.60	\$793.78											
<b>7b. Provide an efficiency measure.</b>													
N/A													
<b>7c. Provide the number of clients/individuals served, if applicable.</b>													
Number of titles produced (in millions)													
	<table border="0" style="width:100%;"> <tr> <td align="center">FY 2013</td> <td align="center">FY 2014</td> <td align="center">FY 2015</td> </tr> <tr> <td align="center">Actual</td> <td align="center">Actual</td> <td align="center">Actual</td> </tr> <tr> <td align="center"><hr/></td> <td align="center"><hr/></td> <td align="center"><hr/></td> </tr> <tr> <td align="center">1.95</td> <td align="center">1.99</td> <td align="center">2.04</td> </tr> </table>	FY 2013	FY 2014	FY 2015	Actual	Actual	Actual	<hr/>	<hr/>	<hr/>	1.95	1.99	2.04
FY 2013	FY 2014	FY 2015											
Actual	Actual	Actual											
<hr/>	<hr/>	<hr/>											
1.95	1.99	2.04											
<b>7d. Provide a customer satisfaction measure, if available.</b>													
N/A													

THIS PAGE INTENTIONALLY LEFT BLANK.

**NEW DECISION ITEM**

RANK: 6 OF 10

<b>Department of Revenue</b>	<b>Budget Unit</b> <u>86150C</u>
<b>Division of Administration</b>	
<b>DI Name - Postage Rate Increase</b>	<b>House Bill</b> <u>4.005 and 4.025</u>
<b>DI# 1860004</b>	

**1. AMOUNT OF REQUEST**

	FY 2017 Budget Request				FY 2017 Governor's Recommendation			
	GR	Federal	Other	Total	GR	Federal	Other	Total
<b>PS</b>	0	0	0	0	0	0	0	0
<b>EE</b>	161,154	0	65,846	227,000	161,154	0	65,846	227,000
<b>PSD</b>	0	0	0	0	0	0	0	0
<b>TRF</b>	0	0	0	0	0	0	0	0
<b>Total</b>	<u>161,154</u>	<u>0</u>	<u>65,846</u>	<u>227,000</u>	<u>161,154</u>	<u>0</u>	<u>65,846</u>	<u>227,000</u>

<b>FTE</b>	<b>0.00</b>	<b>0.00</b>	<b>0.00</b>	<b>0.00</b>	<b>FTE</b>	<b>0.00</b>	<b>0.00</b>	<b>0.00</b>	<b>0.00</b>
------------	-------------	-------------	-------------	-------------	------------	-------------	-------------	-------------	-------------

<b>Est. Fringe</b>	0	0	0	0
--------------------	---	---	---	---

*Note: Fringes budgeted in House Bill 5 except for certain fringes budgeted directly to MoDOT, Highway Patrol, and Conservation.*

<b>Est. Fringe</b>	0	0	0	0
--------------------	---	---	---	---

*Note: Fringes budgeted in House Bill 5 except for certain fringes budgeted directly to MoDOT, Highway Patrol, and Conservation.*

Other Funds: State Highways and Transportation Department Fund (0644)

Other Funds: State Highways and Transportation Department Fund (0644)

**2. THIS REQUEST CAN BE CATEGORIZED AS:**

<input type="checkbox"/> New Legislation	<input type="checkbox"/> New Program	<input type="checkbox"/> Fund Switch
<input type="checkbox"/> Federal Mandate	<input type="checkbox"/> Program Expansion	<input checked="" type="checkbox"/> Cost to Continue
<input type="checkbox"/> GR Pick-Up	<input type="checkbox"/> Space Request	<input type="checkbox"/> Equipment Replacement
<input type="checkbox"/> Pay Plan	<input type="checkbox"/> Other: _____	

**3. WHY IS THIS FUNDING NEEDED? PROVIDE AN EXPLANATION FOR ITEMS CHECKED IN #2. INCLUDE THE FEDERAL OR STATE STATUTORY OR CONSTITUTIONAL AUTHORIZATION FOR THIS PROGRAM.**

The Department of Revenue, through its Mail Service Center and contracted vendors, annually processes more than 12 million pieces of outgoing mail. The Department's outgoing mail volume is the largest in state government. The Department programs its mail to take advantage of all postage discounts.

Effective May 31, 2015, the United States Postal Service increased the automated letter rate an average of 2.5 percent, postcard rates 3.6 percent, flat rates 1.9 percent, and certified mail rates 4.8 percent. This rate increase did not impact the cost of the regular stamp used by the general public .

Because of the increased postage costs, the Department will experience a shortfall in its postage budget.



**NEW DECISION ITEM**

RANK: 6 OF 10

<b>Department of Revenue</b>		<b>Budget Unit</b> <u>86150C</u>
<b>Division of Administration</b>		
<b>DI Name - Postage Rate Increase</b>	<b>DI# 1860004</b>	<b>House Bill</b> <u>4.005 and 4.025</u>

**4. DESCRIBE THE DETAILED ASSUMPTIONS USED TO DERIVE THE SPECIFIC REQUESTED AMOUNT. (How did you determine that the requested number of FTE were appropriate? From what source or standard did you derive the requested levels of funding? Were alternatives such as outsourcing or automation considered? If based on new legislation, does request tie to TAFP fiscal note? If not, explain why. Detail which portions of the request are one-times and how those amounts were calculated.)**

The Department estimated the impact of the increased rates based on FY15 mailing volumes.

			Core/Highway Collections Allocation			
Letter Mail	\$	83,990.00	Core	0101	0075	\$ 120,368
Postcards	\$	45,400.00	Highway Collections			
Certified Mail	\$	95,340.00		0101	1770	\$ 23,486
Flats	\$	2,270.00		0101	7880	\$ 17,300
				0644	1796	\$ 65,846
	\$	227,000.00				\$ 227,000

**5. BREAK DOWN THE REQUEST BY BUDGET OBJECT CLASS, JOB CLASS, AND FUND SOURCE. IDENTIFY ONE-TIME COSTS.**

Budget Object Class/Job Class	Dept Req	Dept Req	Dept Req	Dept Req	Dept Req	Dept Req	Dept Req	Dept Req	Dept Req
	GR	GR	FED	FED	OTHER	OTHER	TOTAL	TOTAL	One-Time
	DOLLARS	FTE	DOLLARS	FTE	DOLLARS	FTE	DOLLARS	FTE	DOLLARS
<b>Total PS</b>	0	0.0	0	0.0	0	0.0	0	0.0	0
190-Supplies	161,154				65,846		227,000		
<b>Total EE</b>	161,154		0		65,846		227,000		0
Program Distributions							0		
<b>Total PSD</b>	0		0		0		0		0
Transfers									
<b>Total TRF</b>	0		0		0		0		0
<b>Grand Total</b>	161,154	0.0	0	0.0	65,846	0.0	227,000	0.0	0

**NEW DECISION ITEM**

RANK: 6 OF 10

<b>Department of Revenue</b>		<b>Budget Unit</b> <u>86150C</u>							
<b>Division of Administration</b>		<b>House Bill</b> <u>4.005 and 4.025</u>							
<b>DI Name - Postage Rate Increase</b>		<b>DI# 1860004</b>							
<b>Budget Object Class/Job Class</b>	<b>Gov Rec GR DOLLARS</b>	<b>Gov Rec GR FTE</b>	<b>Gov Rec FED DOLLARS</b>	<b>Gov Rec FED FTE</b>	<b>Gov Rec OTHER DOLLARS</b>	<b>Gov Rec OTHER FTE</b>	<b>Gov Rec TOTAL DOLLARS</b>	<b>Gov Rec TOTAL FTE</b>	<b>Gov Rec One-Time DOLLARS</b>
							0	0.0	
							0	0.0	
<b>Total PS</b>	<u>0</u>	<u>0.0</u>	<u>0</u>	<u>0.0</u>	<u>0</u>	<u>0.0</u>	<u>0</u>	<u>0.0</u>	<u>0</u>
190- Supplies	161,154				65,846		227,000		
<b>Total EE</b>	<u>161,154</u>		<u>0</u>		<u>65,846</u>		<u>227,000</u>		<u>0</u>
Program Distributions							0		
<b>Total PSD</b>	<u>0</u>		<u>0</u>		<u>0</u>		<u>0</u>		<u>0</u>
Transfers							0		
<b>Total TRF</b>	<u>0</u>		<u>0</u>		<u>0</u>		<u>0</u>		<u>0</u>
<b>Grand Total</b>	<u>161,154</u>	<u>0.0</u>	<u>0</u>	<u>0.0</u>	<u>65,846</u>	<u>0.0</u>	<u>227,000</u>	<u>0.0</u>	<u>0</u>

**NEW DECISION ITEM**

**RANK:** 6 **OF** 10

<b>Department of Revenue</b>	<b>Budget Unit</b> <u>86150C</u>
<b>Division of Administration</b>	
<b>DI Name - Postage Rate Increase</b> <b>DI# 1860004</b>	<b>House Bill</b> <u>4.005 and 4.025</u>

**6. PERFORMANCE MEASURES (If new decision item has an associated core, separately identify projected performance with & without additional funding.)**

**6a. Provide an effectiveness measure.**

**6b. Provide an efficiency measure.**

**6c. Provide the number of clients/individuals served, if applicable.**

**6d. Provide a customer satisfaction measure, if available.**

**7. STRATEGIES TO ACHIEVE THE PERFORMANCE MEASUREMENT TARGETS:**

**DECISION ITEM DETAIL**

Budget Unit	FY 2015	FY 2015	FY 2016	FY 2016	FY 2017	FY 2017	FY 2017	FY 2017
Decision Item	ACTUAL	ACTUAL	BUDGET	BUDGET	DEPT REQ	DEPT REQ	GOV REC	GOV REC
Budget Object Class	DOLLAR	FTE	DOLLAR	FTE	DOLLAR	FTE	DOLLAR	FTE
<b>HIGHWAY COLLECTIONS</b>								
<b>POSTAGE RATE INCREASE - 1860004</b>								
SUPPLIES	0	0.00	0	0.00	106,632	0.00	106,632	0.00
TOTAL - EE	0	0.00	0	0.00	106,632	0.00	106,632	0.00
<b>GRAND TOTAL</b>	<b>\$0</b>	<b>0.00</b>	<b>\$0</b>	<b>0.00</b>	<b>\$106,632</b>	<b>0.00</b>	<b>\$106,632</b>	<b>0.00</b>
GENERAL REVENUE	\$0	0.00	\$0	0.00	\$40,786	0.00	\$40,786	0.00
FEDERAL FUNDS	\$0	0.00	\$0	0.00	\$0	0.00	\$0	0.00
OTHER FUNDS	\$0	0.00	\$0	0.00	\$65,846	0.00	\$65,846	0.00

**DECISION ITEM DETAIL**

Budget Unit	FY 2015	FY 2015	FY 2016	FY 2016	FY 2017	FY 2017	FY 2017	FY 2017
Decision Item	ACTUAL	ACTUAL	BUDGET	BUDGET	DEPT REQ	DEPT REQ	GOV REC	GOV REC
Budget Object Class	DOLLAR	FTE	DOLLAR	FTE	DOLLAR	FTE	DOLLAR	FTE
<b>POSTAGE</b>								
<b>POSTAGE RATE INCREASE - 1860004</b>								
SUPPLIES	0	0.00	0	0.00	120,368	0.00	120,368	0.00
TOTAL - EE	0	0.00	0	0.00	120,368	0.00	120,368	0.00
<b>GRAND TOTAL</b>	<b>\$0</b>	<b>0.00</b>	<b>\$0</b>	<b>0.00</b>	<b>\$120,368</b>	<b>0.00</b>	<b>\$120,368</b>	<b>0.00</b>
GENERAL REVENUE	\$0	0.00	\$0	0.00	\$120,368	0.00	\$120,368	0.00
FEDERAL FUNDS	\$0	0.00	\$0	0.00	\$0	0.00	\$0	0.00
OTHER FUNDS	\$0	0.00	\$0	0.00	\$0	0.00	\$0	0.00

# **REFUNDS AND DISTRIBUTIONS**

**DECISION ITEM SUMMARY**

<b>Budget Unit</b>								
<b>Decision Item</b>	<b>FY 2015</b>	<b>FY 2015</b>	<b>FY 2016</b>	<b>FY 2016</b>	<b>FY 2017</b>	<b>FY 2017</b>	<b>FY 2017</b>	<b>FY 2017</b>
<b>Budget Object Summary</b>	<b>ACTUAL</b>	<b>ACTUAL</b>	<b>BUDGET</b>	<b>BUDGET</b>	<b>DEPT REQ</b>	<b>DEPT REQ</b>	<b>GOV REC</b>	<b>GOV REC</b>
<b>Fund</b>	<b>DOLLAR</b>	<b>FTE</b>	<b>DOLLAR</b>	<b>FTE</b>	<b>DOLLAR</b>	<b>FTE</b>	<b>DOLLAR</b>	<b>FTE</b>
<b>APPROPRIATED TAX CREDITS</b>								
<b>CORE</b>								
PROGRAM-SPECIFIC								
GENERAL REVENUE	0	0.00	1,400,000	0.00	1,400,000	0.00	700,000	0.00
TOTAL - PD	0	0.00	1,400,000	0.00	1,400,000	0.00	700,000	0.00
<b>TOTAL</b>	<b>0</b>	<b>0.00</b>	<b>1,400,000</b>	<b>0.00</b>	<b>1,400,000</b>	<b>0.00</b>	<b>700,000</b>	<b>0.00</b>
<b>GRAND TOTAL</b>	<b>\$0</b>	<b>0.00</b>	<b>\$1,400,000</b>	<b>0.00</b>	<b>\$1,400,000</b>	<b>0.00</b>	<b>\$700,000</b>	<b>0.00</b>

**CORE DECISION ITEM**

<b>Department of Revenue</b>	<b>Budget Unit</b> <u>87021C</u>
<b>Division of Taxation</b>	
<b>Core - Appropriated Tax Credits</b>	<b>HB Section</b> <u>4.04</u>

**1. CORE FINANCIAL SUMMARY**

	FY 2017 Budget Request			
	GR	Federal	Other	Total
PS	0	0	0	0
EE	0	0	0	0
PSD	1,400,000	0	0	1,400,000
TRF	0	0	0	0
<b>Total</b>	<b>1,400,000</b>	<b>0</b>	<b>0</b>	<b>1,400,000</b>
<b>FTE</b>	<b>0.00</b>	<b>0.00</b>	<b>0.00</b>	<b>0.00</b>

	FY 2017 Governor's Recommendation			
	GR	Federal	Other	Total
PS	0	0	0	0
EE	0	0	0	0
PSD	700,000	0	0	700,000
TRF	0	0	0	0
<b>Total</b>	<b>700,000</b>	<b>0</b>	<b>0</b>	<b>700,000</b>
<b>FTE</b>	<b>0.00</b>	<b>0.00</b>	<b>0.00</b>	<b>0.00</b>

<b>Est. Fringe</b>	0	0	0	0
--------------------	---	---	---	---

*Note: Fringes budgeted in House Bill 5 except for certain fringes budgeted directly to MoDOT, Highway Patrol, and Conservation.*

<b>Est. Fringe</b>	0	0	0	0
--------------------	---	---	---	---

*Note: Fringes budgeted in House Bill 5 except for certain fringes budgeted directly to MoDOT, Highway Patrol, and Conservation.*

Other Funds:

Other Funds:

**2. CORE DESCRIPTION**

The Department of Revenue redeems various tax credits. This appropriation authority allows the Department to redeem the following tax credits:

Rolling Stock - Section 137.1018, RSMo	\$ 300,000
Wood Energy - Section 135.305, RSMo	\$ 1,000,000
Alternative Fuel Infrastructure - Section 135.710, RSMo	\$ 100,000

**3. PROGRAM LISTING (list programs included in this core funding)**

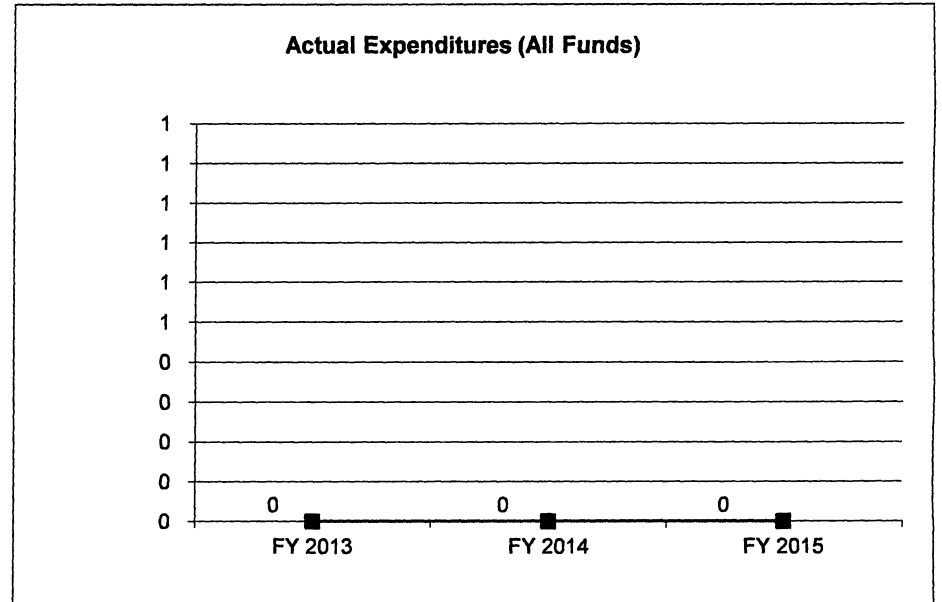


**CORE DECISION ITEM**

<b>Department of Revenue</b>	<b>Budget Unit</b> <u>87021C</u>
<b>Division of Taxation</b>	
<b>Core - Appropriated Tax Credits</b>	<b>HB Section</b> <u>4.04</u>

**4. FINANCIAL HISTORY**

	<b>FY 2013 Actual</b>	<b>FY 2014 Actual</b>	<b>FY 2015 Actual</b>	<b>FY 2016 Current Yr.</b>
Appropriation (All Funds)	0	0	0	1,400,000
Less Reverted (All Funds)	0	0	0	0
Less Restricted (All Funds)	0	0	0	0
Budget Authority (All Funds)	0	0	0	1,400,000
Actual Expenditures (All Funds)	0	0	0	0
Unexpended (All Funds)	0	0	0	1,400,000
<b>Unexpended, by Fund:</b>				
General Revenue	0	0	0	0
Federal	0	0	0	0
Other	0	0	0	0



Reverted includes the statutory three-percent reserve amount (when applicable).

Restricted includes any Governor's Expenditure Restrictions which remained at the end of the fiscal year (when applicable).

**NOTES:**

**CORE RECONCILIATION DETAIL**

**DEPARTMENT OF REVENUE  
APPROPRIATED TAX CREDITS**

**5. CORE RECONCILIATION DETAIL**

	<b>Budget Class</b>	<b>FTE</b>	<b>GR</b>	<b>Federal</b>	<b>Other</b>	<b>Total</b>	<b>Explanation</b>
<b>TAFP AFTER VETOES</b>							
	PD	0.00	1,400,000	0	0	1,400,000	
	<b>Total</b>	<b>0.00</b>	<b>1,400,000</b>	<b>0</b>	<b>0</b>	<b>1,400,000</b>	
<b>DEPARTMENT CORE REQUEST</b>							
	PD	0.00	1,400,000	0	0	1,400,000	
	<b>Total</b>	<b>0.00</b>	<b>1,400,000</b>	<b>0</b>	<b>0</b>	<b>1,400,000</b>	
<b>GOVERNOR'S ADDITIONAL CORE ADJUSTMENTS</b>							
Core Reduction	1729 9620	PD	0.00	(500,000)	0	0	(500,000) To core cut each appropriated tax credit by half.
Core Reduction	1729 9621	PD	0.00	(50,000)	0	0	(50,000) To core cut each appropriated tax credit by half.
Core Reduction	1729 8972	PD	0.00	(150,000)	0	0	(150,000) To core cut each appropriated tax credit by half.
	<b>NET GOVERNOR CHANGES</b>		<b>0.00</b>	<b>(700,000)</b>	<b>0</b>	<b>0</b>	<b>(700,000)</b>
<b>GOVERNOR'S RECOMMENDED CORE</b>							
	PD	0.00	700,000	0	0	700,000	
	<b>Total</b>	<b>0.00</b>	<b>700,000</b>	<b>0</b>	<b>0</b>	<b>700,000</b>	

**DECISION ITEM DETAIL**

Budget Unit	FY 2015	FY 2015	FY 2016	FY 2016	FY 2017	FY 2017	FY 2017	FY 2017
Decision Item	ACTUAL	ACTUAL	BUDGET	BUDGET	DEPT REQ	DEPT REQ	GOV REC	GOV REC
Budget Object Class	DOLLAR	FTE	DOLLAR	FTE	DOLLAR	FTE	DOLLAR	FTE
<b>APPROPRIATED TAX CREDITS</b>								
<b>CORE</b>								
REFUNDS	0	0.00	1,400,000	0.00	1,400,000	0.00	700,000	0.00
TOTAL - PD	0	0.00	1,400,000	0.00	1,400,000	0.00	700,000	0.00
<b>GRAND TOTAL</b>	<b>\$0</b>	<b>0.00</b>	<b>\$1,400,000</b>	<b>0.00</b>	<b>\$1,400,000</b>	<b>0.00</b>	<b>\$700,000</b>	<b>0.00</b>
GENERAL REVENUE	\$0	0.00	\$1,400,000	0.00	\$1,400,000	0.00	\$700,000	0.00
FEDERAL FUNDS	\$0	0.00	\$0	0.00	\$0	0.00	\$0	0.00
OTHER FUNDS	\$0	0.00	\$0	0.00	\$0	0.00	\$0	0.00

**DECISION ITEM SUMMARY**

Budget Unit	FY 2015	FY 2015	FY 2016	FY 2016	FY 2017	FY 2017	FY 2017	FY 2017
Decision Item	ACTUAL	ACTUAL	BUDGET	BUDGET	DEPT REQ	DEPT REQ	GOV REC	GOV REC
Budget Object Summary	DOLLAR	FTE	DOLLAR	FTE	DOLLAR	FTE	DOLLAR	FTE
Fund	DOLLAR	FTE	DOLLAR	FTE	DOLLAR	FTE	DOLLAR	FTE
<b>PROSEC ATTYS-COLL AGENCY FEES</b>								
<b>CORE</b>								
EXPENSE & EQUIPMENT								
GENERAL REVENUE	715,867	0.00	600,000	0.00	750,000	0.00	750,000	0.00
TOTAL - EE	715,867	0.00	600,000	0.00	750,000	0.00	750,000	0.00
PROGRAM-SPECIFIC								
GENERAL REVENUE	2,236,110	0.00	2,700,000	0.00	2,550,000	0.00	2,550,000	0.00
TOTAL - PD	2,236,110	0.00	2,700,000	0.00	2,550,000	0.00	2,550,000	0.00
<b>TOTAL</b>	<b>2,951,977</b>	<b>0.00</b>	<b>3,300,000</b>	<b>0.00</b>	<b>3,300,000</b>	<b>0.00</b>	<b>3,300,000</b>	<b>0.00</b>
<b>GRAND TOTAL</b>	<b>\$2,951,977</b>	<b>0.00</b>	<b>\$3,300,000</b>	<b>0.00</b>	<b>\$3,300,000</b>	<b>0.00</b>	<b>\$3,300,000</b>	<b>0.00</b>

**CORE DECISION ITEM**

<b>Department of Revenue</b>	<b>Budget Unit</b> <u>87060C</u>
<b>Divisions of Taxation and Administration</b>	
<b>Core - Prosecuting Attorney/Collection Agency Fees</b>	<b>HB Section</b> <u>4.045</u>

**1. CORE FINANCIAL SUMMARY**

	FY 2017 Budget Request			
	GR	Federal	Other	Total
PS	0	0	0	0
EE	750,000	0	0	750,000
PSD	2,550,000	0	0	2,550,000
TRF	0	0	0	0
<b>Total</b>	<b>3,300,000</b>	<b>0</b>	<b>0</b>	<b>3,300,000</b>
<b>FTE</b>	<b>0.00</b>	<b>0.00</b>	<b>0.00</b>	<b>0.00</b>

	FY 2017 Governor's Recommendation			
	GR	Federal	Other	Total
PS	0	0	0	0
EE	750,000	0	0	750,000
PSD	2,550,000	0	0	2,550,000
TRF	0	0	0	0
<b>Total</b>	<b>3,300,000</b>	<b>0</b>	<b>0</b>	<b>3,300,000</b>
<b>FTE</b>	<b>0.00</b>	<b>0.00</b>	<b>0.00</b>	<b>0.00</b>

<b>Est. Fringe</b>	0	0	0	0
--------------------	---	---	---	---

*Note: Fringes budgeted in House Bill 5 except for certain fringes budgeted directly to MoDOT, Highway Patrol, and Conservation.*

<b>Est. Fringe</b>	0	0	0	0
--------------------	---	---	---	---

*Note: Fringes budgeted in House Bill 5 except for certain fringes budgeted directly to MoDOT, Highway Patrol, and Conservation.*

Other Funds:

Other Funds:

**2. CORE DESCRIPTION**

The Department of Revenue exercises the statutory authority in Sections 136.150 and 140.850, RSMo, to use outside resources to supplement its collection of delinquent taxes. The Department refers delinquent accounts to local prosecuting attorneys and contracts with private collection agencies for the collection of delinquent taxes. This appropriation is used to pay the prosecuting attorney fees and collection agency contracts.

Prosecuting attorneys receive a payment of 20 percent of the delinquency collected. During Fiscal Year 2015, the Department referred \$94.5 million of delinquent accounts to the prosecuting attorneys. The prosecuting attorneys collected \$8.3 million in individual income tax and \$1.1 million in business tax delinquencies.

The Department awarded contracts through the competitive bid process to two collection agencies at rates between 5.4 percent and 6.4 percent for the first placement and 6.4 percent and 9.73 percent for second placements. During Fiscal Year 2015, the Department referred \$263.3 million of delinquent accounts to collection agencies. The collection agencies collected \$4.4 million in individual income tax and \$6.9 million in business tax delinquencies.

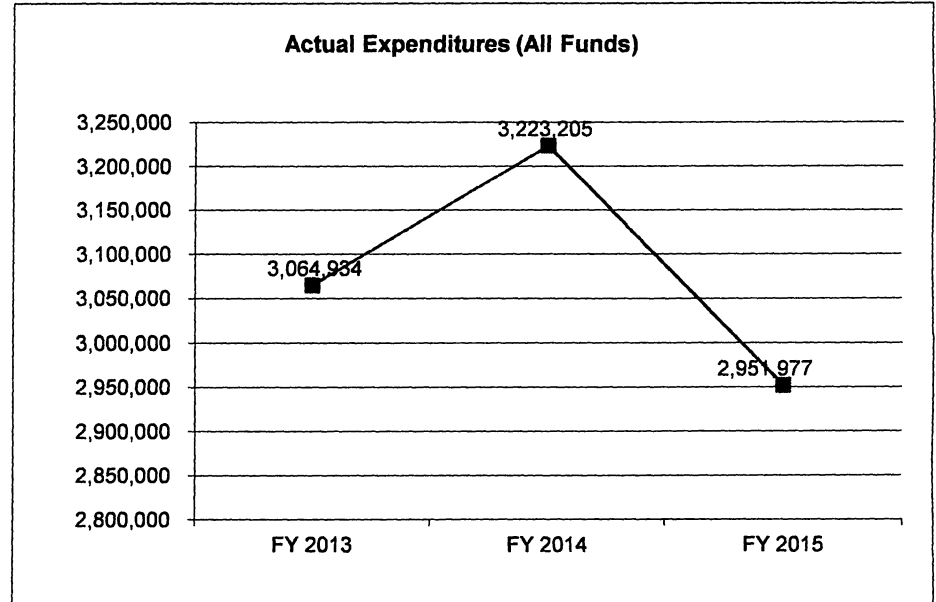
**3. PROGRAM LISTING (list programs included in this core funding)**

**CORE DECISION ITEM**

<b>Department of Revenue</b>	<b>Budget Unit</b> <u>87060C</u>
<b>Divisions of Taxation and Administration</b>	
<b>Core - Prosecuting Attorney/Collection Agency Fees</b>	<b>HB Section</b> <u>4.045</u>

**4. FINANCIAL HISTORY**

	<b>FY 2013 Actual</b>	<b>FY 2014 Actual</b>	<b>FY 2015 Actual</b>	<b>FY 2016 Current Yr.</b>
Appropriation (All Funds)	3,064,934	3,510,000	3,300,000	3,300,000
Less Reverted (All Funds)	0	0	0	0
Less Restricted (All Funds)	0	0	0	0
Budget Authority (All Funds)	3,064,934	3,510,000	3,300,000	3,300,000
Actual Expenditures (All Funds)	3,064,934	3,223,205	2,951,977	0
Unexpended (All Funds)	0	286,795	348,023	3,300,000
Unexpended, by Fund:				
General Revenue	0	286,795	348,023	0
Federal	0	0	0	0
Other	0	0	0	0
	(1)	(2)		



Reverted includes the statutory three-percent reserve amount (when applicable).

Restricted includes any Governor's Expenditure Restrictions which remained at the end of the fiscal year (when applicable).

**NOTES:**

- (1) The original appropriation was increased \$1,055,509 through the use of an "E" to cover expenditures.
- (2) The original appropriation of \$2,945,000 was increased \$565,000 through the FY14 supplemental process.

**CORE RECONCILIATION DETAIL**

**DEPARTMENT OF REVENUE  
PROSEC ATTYS-COLL AGENCY FEES**

**5. CORE RECONCILIATION DETAIL**

	<b>Budget Class</b>	<b>FTE</b>	<b>GR</b>	<b>Federal</b>	<b>Other</b>	<b>Total</b>	<b>Explanation</b>
<b>TAFP AFTER VETOES</b>							
	EE	0.00	600,000	0	0	600,000	
	PD	0.00	2,700,000	0	0	2,700,000	
	<b>Total</b>	<b>0.00</b>	<b>3,300,000</b>	<b>0</b>	<b>0</b>	<b>3,300,000</b>	
<b>DEPARTMENT CORE ADJUSTMENTS</b>							
Core Reallocation	1100 0096 EE	0.00	150,000	0	0	150,000	Core reallocation.
Core Reallocation	1100 0096 PD	0.00	(150,000)	0	0	(150,000)	Core reallocation.
	<b>NET DEPARTMENT CHANGES</b>	<b>0.00</b>	<b>0</b>	<b>0</b>	<b>0</b>	<b>0</b>	
<b>DEPARTMENT CORE REQUEST</b>							
	EE	0.00	750,000	0	0	750,000	
	PD	0.00	2,550,000	0	0	2,550,000	
	<b>Total</b>	<b>0.00</b>	<b>3,300,000</b>	<b>0</b>	<b>0</b>	<b>3,300,000</b>	
<b>GOVERNOR'S RECOMMENDED CORE</b>							
	EE	0.00	750,000	0	0	750,000	
	PD	0.00	2,550,000	0	0	2,550,000	
	<b>Total</b>	<b>0.00</b>	<b>3,300,000</b>	<b>0</b>	<b>0</b>	<b>3,300,000</b>	

**DECISION ITEM DETAIL**

Budget Unit	FY 2015	FY 2015	FY 2016	FY 2016	FY 2017	FY 2017	FY 2017	FY 2017
Decision Item	ACTUAL	ACTUAL	BUDGET	BUDGET	DEPT REQ	DEPT REQ	GOV REC	GOV REC
Budget Object Class	DOLLAR	FTE	DOLLAR	FTE	DOLLAR	FTE	DOLLAR	FTE
<b>PROSEC ATTYS-COLL AGENCY FEES</b>								
<b>CORE</b>								
PROFESSIONAL SERVICES	715,867	0.00	600,000	0.00	750,000	0.00	750,000	0.00
TOTAL - EE	715,867	0.00	600,000	0.00	750,000	0.00	750,000	0.00
PROGRAM DISTRIBUTIONS	2,236,110	0.00	2,700,000	0.00	2,550,000	0.00	2,550,000	0.00
TOTAL - PD	2,236,110	0.00	2,700,000	0.00	2,550,000	0.00	2,550,000	0.00
<b>GRAND TOTAL</b>	<b>\$2,951,977</b>	<b>0.00</b>	<b>\$3,300,000</b>	<b>0.00</b>	<b>\$3,300,000</b>	<b>0.00</b>	<b>\$3,300,000</b>	<b>0.00</b>
GENERAL REVENUE	\$2,951,977	0.00	\$3,300,000	0.00	\$3,300,000	0.00	\$3,300,000	0.00
FEDERAL FUNDS	\$0	0.00	\$0	0.00	\$0	0.00	\$0	0.00
OTHER FUNDS	\$0	0.00	\$0	0.00	\$0	0.00	\$0	0.00



**DECISION ITEM SUMMARY**

Budget Unit									
Decision Item	FY 2015	FY 2015	FY 2016	FY 2016	FY 2017	FY 2017	FY 2017	FY 2017	FY 2017
Budget Object Summary	ACTUAL	ACTUAL	BUDGET	BUDGET	DEPT REQ	DEPT REQ	GOV REC	GOV REC	GOV REC
Fund	DOLLAR	FTE	DOLLAR	FTE	DOLLAR	FTE	DOLLAR	FTE	FTE
<b>COUNTY LIEN FILING FEES</b>									
<b>CORE</b>									
<b>PROGRAM-SPECIFIC</b>									
GENERAL REVENUE	263,454	0.00	465,000	0.00	465,000	0.00	465,000	0.00	0.00
TOTAL - PD	263,454	0.00	465,000	0.00	465,000	0.00	465,000	0.00	0.00
<b>TOTAL</b>	<b>263,454</b>	<b>0.00</b>	<b>465,000</b>	<b>0.00</b>	<b>465,000</b>	<b>0.00</b>	<b>465,000</b>	<b>0.00</b>	<b>0.00</b>
<b>GRAND TOTAL</b>	<b>\$263,454</b>	<b>0.00</b>	<b>\$465,000</b>	<b>0.00</b>	<b>\$465,000</b>	<b>0.00</b>	<b>\$465,000</b>	<b>0.00</b>	<b>0.00</b>

**CORE DECISION ITEM**

<b>Department of Revenue</b>	<b>Budget Unit</b> <u>87080C</u>
<b>Division of Taxation</b>	
<b>Core - County Filing Fees</b>	<b>HB Section</b> <u>4.05</u>

**1. CORE FINANCIAL SUMMARY**

	FY 2017 Budget Request			
	GR	Federal	Other	Total
PS	0	0	0	0
EE	0	0	0	0
PSD	465,000	0	0	465,000
TRF	0	0	0	0
<b>Total</b>	<b>465,000</b>	<b>0</b>	<b>0</b>	<b>465,000</b>
<b>FTE</b>	<b>0.00</b>	<b>0.00</b>	<b>0.00</b>	<b>0.00</b>

	FY 2017 Governor's Recommendation			
	GR	Federal	Other	Total
PS	0	0	0	0
EE	0	0	0	0
PSD	465,000	0	0	465,000
TRF	0	0	0	0
<b>Total</b>	<b>465,000</b>	<b>0</b>	<b>0</b>	<b>465,000</b>
<b>FTE</b>	<b>0.00</b>	<b>0.00</b>	<b>0.00</b>	<b>0.00</b>

<b>Est. Fringe</b>	0	0	0	0
--------------------	---	---	---	---

*Note: Fringes budgeted in House Bill 5 except for certain fringes budgeted directly to MoDOT, Highway Patrol, and Conservation.*

<b>Est. Fringe</b>	0	0	0	0
--------------------	---	---	---	---

*Note: Fringes budgeted in House Bill 5 except for certain fringes budgeted directly to MoDOT, Highway Patrol, and Conservation.*

Other Funds:

Other Funds:

**2. CORE DESCRIPTION**

Sections 144.380 and 143.902, RSMo, allow the Department of Revenue to file a certificate of lien with circuit courts for income, withholding, sales and use tax delinquencies. The Department also files administrative judgments to garnish a taxpayer's wages, bank accounts or other financial holdings. With this appropriation, the Department, per Section 144.380.4, RSMo, pays the county recorder of deeds \$3.00 to file a lien and \$1.50 when the Department requests the lien be released.

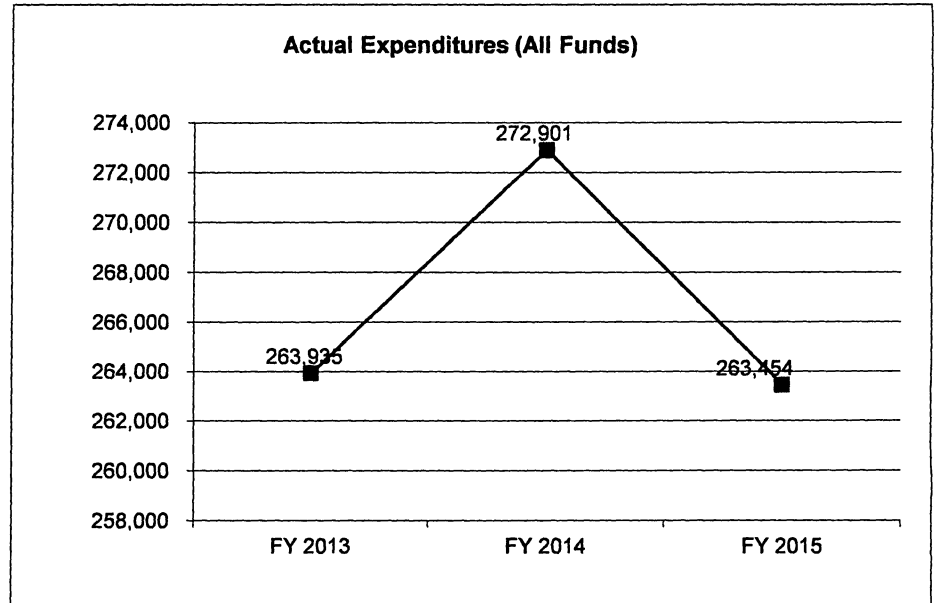
**3. PROGRAM LISTING (list programs included in this core funding)**

**CORE DECISION ITEM**

<b>Department of Revenue</b>	<b>Budget Unit</b> <u>87080C</u>
<b>Division of Taxation</b>	
<b>Core - County Filing Fees</b>	<b>HB Section</b> <u>4.05</u>

**4. FINANCIAL HISTORY**

	<b>FY 2013 Actual</b>	<b>FY 2014 Actual</b>	<b>FY 2015 Actual</b>	<b>FY 2016 Current Yr.</b>
Appropriation (All Funds)	465,000	465,000	465,000	465,000
Less Reverted (All Funds)	0	0	0	0
Less Restricted (All Funds)	0	0	0	0
Budget Authority (All Funds)	465,000	465,000	465,000	465,000
Actual Expenditures (All Funds)	263,935	272,901	263,454	0
Unexpended (All Funds)	201,065	192,099	201,546	465,000
Unexpended, by Fund:				
General Revenue	201,065	192,099	201,546	0
Federal	0	0	0	0
Other	0	0	0	0



Reverted includes the statutory three-percent reserve amount (when applicable).

Restricted includes any Governor's Expenditure Restrictions which remained at the end of the fiscal year (when applicable).

**NOTES:**

**CORE RECONCILIATION DETAIL**

---

**DEPARTMENT OF REVENUE**

**COUNTY LIEN FILING FEES**

---

**5. CORE RECONCILIATION DETAIL**

---

	<b>Budget Class</b>	<b>FTE</b>	<b>GR</b>	<b>Federal</b>	<b>Other</b>	<b>Total</b>	<b>Explanation</b>
<b>TAFP AFTER VETOES</b>							
	PD	0.00	465,000	0	0	465,000	
	<b>Total</b>	<b>0.00</b>	<b>465,000</b>	<b>0</b>	<b>0</b>	<b>465,000</b>	
<b>DEPARTMENT CORE REQUEST</b>							
	PD	0.00	465,000	0	0	465,000	
	<b>Total</b>	<b>0.00</b>	<b>465,000</b>	<b>0</b>	<b>0</b>	<b>465,000</b>	
<b>GOVERNOR'S RECOMMENDED CORE</b>							
	PD	0.00	465,000	0	0	465,000	
	<b>Total</b>	<b>0.00</b>	<b>465,000</b>	<b>0</b>	<b>0</b>	<b>465,000</b>	

**DECISION ITEM DETAIL**

Budget Unit	FY 2015	FY 2015	FY 2016	FY 2016	FY 2017	FY 2017	FY 2017	FY 2017
Decision Item	ACTUAL	ACTUAL	BUDGET	BUDGET	DEPT REQ	DEPT REQ	GOV REC	GOV REC
Budget Object Class	DOLLAR	FTE	DOLLAR	FTE	DOLLAR	FTE	DOLLAR	FTE
<b>COUNTY LIEN FILING FEES</b>								
<b>CORE</b>								
PROGRAM DISTRIBUTIONS	263,454	0.00	465,000	0.00	465,000	0.00	465,000	0.00
TOTAL - PD	263,454	0.00	465,000	0.00	465,000	0.00	465,000	0.00
<b>GRAND TOTAL</b>	<b>\$263,454</b>	<b>0.00</b>	<b>\$465,000</b>	<b>0.00</b>	<b>\$465,000</b>	<b>0.00</b>	<b>\$465,000</b>	<b>0.00</b>
GENERAL REVENUE	\$263,454	0.00	\$465,000	0.00	\$465,000	0.00	\$465,000	0.00
FEDERAL FUNDS	\$0	0.00	\$0	0.00	\$0	0.00	\$0	0.00
OTHER FUNDS	\$0	0.00	\$0	0.00	\$0	0.00	\$0	0.00

**DECISION ITEM SUMMARY**

<b>Budget Unit</b>								
<b>Decision Item</b>	<b>FY 2015</b>	<b>FY 2015</b>	<b>FY 2016</b>	<b>FY 2016</b>	<b>FY 2017</b>	<b>FY 2017</b>	<b>FY 2017</b>	<b>FY 2017</b>
<b>Budget Object Summary</b>	<b>ACTUAL</b>	<b>ACTUAL</b>	<b>BUDGET</b>	<b>BUDGET</b>	<b>DEPT REQ</b>	<b>DEPT REQ</b>	<b>GOV REC</b>	<b>GOV REC</b>
<b>Fund</b>	<b>DOLLAR</b>	<b>FTE</b>	<b>DOLLAR</b>	<b>FTE</b>	<b>DOLLAR</b>	<b>FTE</b>	<b>DOLLAR</b>	<b>FTE</b>
<b>MOTOR FUEL TAX DISTRIBUTION</b>								
<b>CORE</b>								
PROGRAM-SPECIFIC								
MOTOR FUEL TAX	185,263,197	0.00	188,000,000	0.00	188,000,000	0.00	188,000,000	0.00
TOTAL - PD	185,263,197	0.00	188,000,000	0.00	188,000,000	0.00	188,000,000	0.00
<b>TOTAL</b>	<b>185,263,197</b>	<b>0.00</b>	<b>188,000,000</b>	<b>0.00</b>	<b>188,000,000</b>	<b>0.00</b>	<b>188,000,000</b>	<b>0.00</b>
<b>GRAND TOTAL</b>	<b>\$185,263,197</b>	<b>0.00</b>	<b>\$188,000,000</b>	<b>0.00</b>	<b>\$188,000,000</b>	<b>0.00</b>	<b>\$188,000,000</b>	<b>0.00</b>

**CORE DECISION ITEM**

<b>Department of Revenue</b>	<b>Budget Unit</b> <u>87030C</u>
<b>Division of Taxation</b>	
<b>Core - Motor Fuel Tax Distribution</b>	<b>HB Section</b> <u>4.055</u>

**1. CORE FINANCIAL SUMMARY**

FY 2017 Budget Request					FY 2017 Governor's Recommendation				
	GR	Federal	Other	Total		GR	Federal	Other	Total
PS	0	0	0	0	PS	0	0	0	0
EE	0	0	0	0	EE	0	0	0	0
PSD	0	0	188,000,000	188,000,000	PSD	0	0	188,000,000	188,000,000
TRF	0	0	0	0	TRF	0	0	0	0
<b>Total</b>	<b>0</b>	<b>0</b>	<b>188,000,000</b>	<b>188,000,000</b>	<b>Total</b>	<b>0</b>	<b>0</b>	<b>188,000,000</b>	<b>188,000,000</b>

<b>FTE</b>	<b>0.00</b>	<b>0.00</b>	<b>0.00</b>	<b>0.00</b>	<b>FTE</b>	<b>0.00</b>	<b>0.00</b>	<b>0.00</b>	<b>0.00</b>
------------	-------------	-------------	-------------	-------------	------------	-------------	-------------	-------------	-------------

<b>Est. Fringe</b>	<b>0</b>	<b>0</b>	<b>0</b>	<b>0</b>
--------------------	----------	----------	----------	----------

*Note: Fringes budgeted in House Bill 5 except for certain fringes budgeted directly to MoDOT, Highway Patrol, and Conservation.*

<b>Est. Fringe</b>	<b>0</b>	<b>0</b>	<b>0</b>	<b>0</b>
--------------------	----------	----------	----------	----------

*Note: Fringes budgeted in House Bill 5 except for certain fringes budgeted directly to MoDOT, Highway Patrol, and Conservation.*

Other Funds: Motor Fuel Tax Fund (0673)

Other Funds: Motor Fuel Tax Fund (0673)

**2. CORE DESCRIPTION**

Article IV, Section 30(a) of the Missouri Constitution stipulates that 10 percent of the net proceeds of the motor fuel tax shall be apportioned and distributed to counties within the state and 15 percent of the net proceeds apportioned and distributed to incorporated cities, towns, and villages within the state. This appropriation allows the Department of Revenue to distribute this money to counties and cities as mandated by the Missouri Constitution.

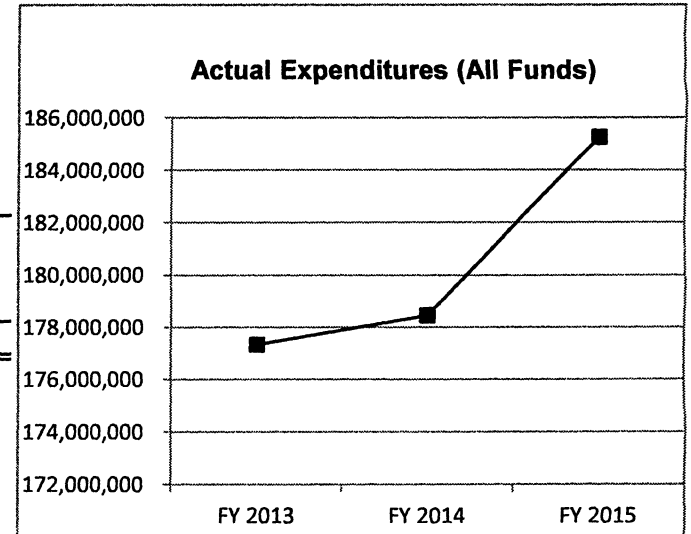
**3. PROGRAM LISTING (list programs included in this core funding)**

**CORE DECISION ITEM**

<b>Department of Revenue</b>	<b>Budget Unit</b> <u>87030C</u>
<b>Division of Taxation</b>	
<b>Core - Motor Fuel Tax Distribution</b>	<b>HB Section</b> <u>4.055</u>

**4. FINANCIAL HISTORY**

	<b>FY 2013 Actual</b>	<b>FY 2014 Actual</b>	<b>FY 2015 Actual</b>	<b>FY 2016 Current Yr.</b>
Appropriation (All Funds)	188,000,000	188,000,000	188,000,000	188,000,000
Less Reverted (All Funds)	0	0	0	0
Less Restricted (All Funds)	0	0	0	0
Budget Authority (All Funds)	188,000,000	188,000,000	188,000,000	188,000,000
Actual Expenditures (All Funds)	177,321,082	178,451,411	185,263,197	0
Unexpended (All Funds)	10,678,918	9,548,589	2,736,803	188,000,000
Unexpended, by Fund:				
General Revenue	0	0	0	0
Federal	0	0	0	0
Other	10,678,918	9,548,589	2,736,803	0



Reverted includes the statutory three- percent reserve (when applicable).  
 Restricted includes any Governor' Expenditure Restriction (when applicable).

**NOTES:**



**CORE RECONCILIATION DETAIL**

---

**DEPARTMENT OF REVENUE**  
**MOTOR FUEL TAX DISTRIBUTION**

---

**5. CORE RECONCILIATION DETAIL**

---

	<b>Budget Class</b>	<b>FTE</b>	<b>GR</b>	<b>Federal</b>	<b>Other</b>	<b>Total</b>	<b>Explanation</b>
<b>TAFP AFTER VETOES</b>							
	PD	0.00	0	0	188,000,000	188,000,000	
	<b>Total</b>	<b>0.00</b>	<b>0</b>	<b>0</b>	<b>188,000,000</b>	<b>188,000,000</b>	
<b>DEPARTMENT CORE REQUEST</b>							
	PD	0.00	0	0	188,000,000	188,000,000	
	<b>Total</b>	<b>0.00</b>	<b>0</b>	<b>0</b>	<b>188,000,000</b>	<b>188,000,000</b>	
<b>GOVERNOR'S RECOMMENDED CORE</b>							
	PD	0.00	0	0	188,000,000	188,000,000	
	<b>Total</b>	<b>0.00</b>	<b>0</b>	<b>0</b>	<b>188,000,000</b>	<b>188,000,000</b>	

**DECISION ITEM DETAIL**

Budget Unit	FY 2015	FY 2015	FY 2016	FY 2016	FY 2017	FY 2017	FY 2017	FY 2017
Decision Item	ACTUAL	ACTUAL	BUDGET	BUDGET	DEPT REQ	DEPT REQ	GOV REC	GOV REC
Budget Object Class	DOLLAR	FTE	DOLLAR	FTE	DOLLAR	FTE	DOLLAR	FTE
<b>MOTOR FUEL TAX DISTRIBUTION</b>								
<b>CORE</b>								
PROGRAM DISTRIBUTIONS	185,263,197	0.00	188,000,000	0.00	188,000,000	0.00	188,000,000	0.00
TOTAL - PD	185,263,197	0.00	188,000,000	0.00	188,000,000	0.00	188,000,000	0.00
<b>GRAND TOTAL</b>	<b>\$185,263,197</b>	<b>0.00</b>	<b>\$188,000,000</b>	<b>0.00</b>	<b>\$188,000,000</b>	<b>0.00</b>	<b>\$188,000,000</b>	<b>0.00</b>
GENERAL REVENUE	\$0	0.00	\$0	0.00	\$0	0.00	\$0	0.00
FEDERAL FUNDS	\$0	0.00	\$0	0.00	\$0	0.00	\$0	0.00
OTHER FUNDS	\$185,263,197	0.00	\$188,000,000	0.00	\$188,000,000	0.00	\$188,000,000	0.00

**DECISION ITEM SUMMARY**

Budget Unit									
Decision Item	FY 2015	FY 2015	FY 2016	FY 2016	FY 2017	FY 2017	FY 2017	FY 2017	FY 2017
Budget Object Summary	ACTUAL	ACTUAL	BUDGET	BUDGET	DEPT REQ	DEPT REQ	GOV REC	GOV REC	GOV REC
Fund	DOLLAR	FTE	DOLLAR	FTE	DOLLAR	FTE	DOLLAR	FTE	FTE
<b>EMBLEM USE FEE DISTRIBUTION</b>									
<b>CORE</b>									
PROGRAM-SPECIFIC									
GENERAL REVENUE	825	0.00	1,000	0.00	1,000	0.00	1,000	0.00	0.00
TOTAL - PD	825	0.00	1,000	0.00	1,000	0.00	1,000	0.00	0.00
<b>TOTAL</b>	<b>825</b>	<b>0.00</b>	<b>1,000</b>	<b>0.00</b>	<b>1,000</b>	<b>0.00</b>	<b>1,000</b>	<b>0.00</b>	<b>0.00</b>
<b>GRAND TOTAL</b>	<b>\$825</b>	<b>0.00</b>	<b>\$1,000</b>	<b>0.00</b>	<b>\$1,000</b>	<b>0.00</b>	<b>\$1,000</b>	<b>0.00</b>	<b>0.00</b>

**CORE DECISION ITEM**

<b>Department of Revenue</b>	<b>Budget Unit</b> <u>87032C</u>
<b>Division of Motor Vehicle and Driver Licensing</b>	
<b>Core - Emblem Use Fee Distribution</b>	<b>HB Section</b> <u>4.06</u>

**1. CORE FINANCIAL SUMMARY**

	FY 2017 Budget Request			
	GR	Federal	Other	Total
PS	0	0	0	0
EE	0	0	0	0
PSD	1,000	0	0	1,000
TRF	0	0	0	0
<b>Total</b>	<b>1,000</b>	<b>0</b>	<b>0</b>	<b>1,000</b>
<b>FTE</b>	<b>0.00</b>	<b>0.00</b>	<b>0.00</b>	<b>0.00</b>

	FY 2017 Governor's Recommendation			
	GR	Federal	Other	Total
PS	0	0	0	0
EE	0	0	0	0
PSD	1,000	0	0	1,000
TRF	0	0	0	0
<b>Total</b>	<b>1,000</b>	<b>0</b>	<b>0</b>	<b>1,000</b>
<b>FTE</b>	<b>0.00</b>	<b>0.00</b>	<b>0.00</b>	<b>0.00</b>

<b>Est. Fringe</b>	0	0	0	0
--------------------	---	---	---	---

*Note: Fringes budgeted in House Bill 5 except for certain fringes budgeted directly to MoDOT, Highway Patrol, and Conservation.*

<b>Est. Fringe</b>	0	0	0	0
--------------------	---	---	---	---

*Note: Fringes budgeted in House Bill 5 except for certain fringes budgeted directly to MoDOT, Highway Patrol, and Conservation.*

Other Funds:

Other Funds:

**2. CORE DESCRIPTION**

Individuals requesting a specialty plate make a contribution of an emblem use authorization fee to the organization sponsoring the specialty plate. If statute allows the individual to make the emblem use authorization fee to the Department, the Department must remit these fees to the applicable organization. This appropriation allows the Department to remit the contribution fees defined by statute.

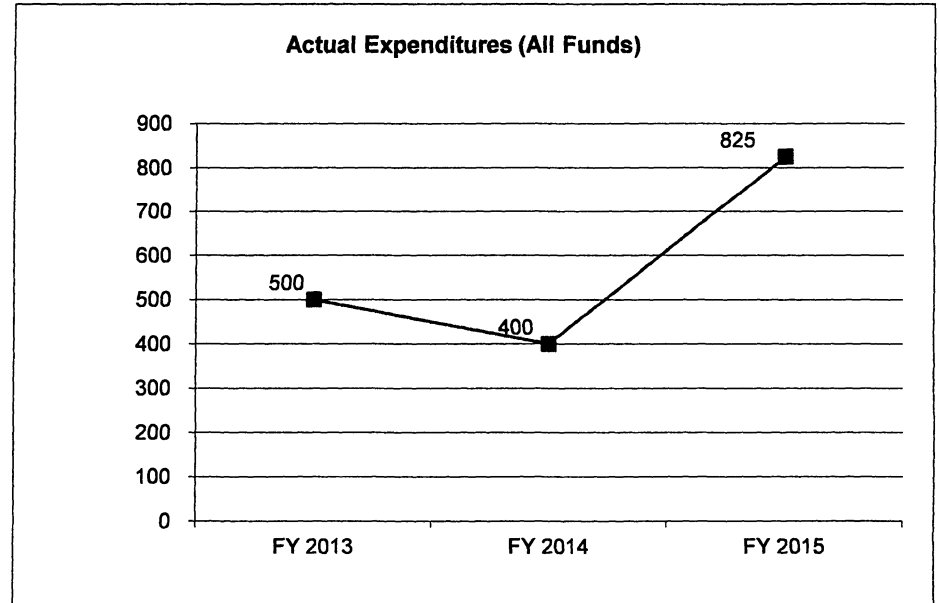
**3. PROGRAM LISTING (list programs included in this core funding)**

**CORE DECISION ITEM**

<b>Department of Revenue</b>	<b>Budget Unit</b> <u>87032C</u>
<b>Division of Motor Vehicle and Driver Licensing</b>	
<b>Core - Emblem Use Fee Distribution</b>	<b>HB Section</b> <u>4.06</u>

**4. FINANCIAL HISTORY**

	<b>FY 2013 Actual</b>	<b>FY 2014 Actual</b>	<b>FY 2015 Actual</b>	<b>FY 2016 Current Yr.</b>
Appropriation (All Funds)	1,000	1,000	1,000	1,000
Less Reverted (All Funds)	0	0	0	0
Less Restricted (All Funds)	0	0	0	0
Budget Authority (All Funds)	1,000	1,000	1,000	1,000
Actual Expenditures (All Funds)	500	400	825	0
Unexpended (All Funds)	500	600	175	1,000
Unexpended, by Fund:				
General Revenue	500	600	175	0
Federal	0	0	0	0
Other	0	0	0	0



Reverted includes the statutory three-percent reserve amount (when applicable).

Restricted includes any Governor's Expenditure Restrictions which remained at the end of the fiscal year (when applicable).

**NOTES:**

**CORE RECONCILIATION DETAIL**

**DEPARTMENT OF REVENUE  
EMBLEM USE FEE DISTRIBUTION**

**5. CORE RECONCILIATION DETAIL**

	<b>Budget Class</b>	<b>FTE</b>	<b>GR</b>	<b>Federal</b>	<b>Other</b>	<b>Total</b>	<b>Explanation</b>
<b>TAFP AFTER VETOES</b>							
	PD	0.00	1,000	0	0	1,000	
	<b>Total</b>	<b>0.00</b>	<b>1,000</b>	<b>0</b>	<b>0</b>	<b>1,000</b>	
<b>DEPARTMENT CORE REQUEST</b>							
	PD	0.00	1,000	0	0	1,000	
	<b>Total</b>	<b>0.00</b>	<b>1,000</b>	<b>0</b>	<b>0</b>	<b>1,000</b>	
<b>GOVERNOR'S RECOMMENDED CORE</b>							
	PD	0.00	1,000	0	0	1,000	
	<b>Total</b>	<b>0.00</b>	<b>1,000</b>	<b>0</b>	<b>0</b>	<b>1,000</b>	

**DECISION ITEM DETAIL**

Budget Unit	FY 2015	FY 2015	FY 2016	FY 2016	FY 2017	FY 2017	FY 2017	FY 2017
Decision Item	ACTUAL	ACTUAL	BUDGET	BUDGET	DEPT REQ	DEPT REQ	GOV REC	GOV REC
Budget Object Class	DOLLAR	FTE	DOLLAR	FTE	DOLLAR	FTE	DOLLAR	FTE
<b>EMBLEM USE FEE DISTRIBUTION</b>								
<b>CORE</b>								
PROGRAM DISTRIBUTIONS	825	0.00	1,000	0.00	1,000	0.00	1,000	0.00
TOTAL - PD	825	0.00	1,000	0.00	1,000	0.00	1,000	0.00
<b>GRAND TOTAL</b>	<b>\$825</b>	<b>0.00</b>	<b>\$1,000</b>	<b>0.00</b>	<b>\$1,000</b>	<b>0.00</b>	<b>\$1,000</b>	<b>0.00</b>
GENERAL REVENUE	\$825	0.00	\$1,000	0.00	\$1,000	0.00	\$1,000	0.00
FEDERAL FUNDS	\$0	0.00	\$0	0.00	\$0	0.00	\$0	0.00
OTHER FUNDS	\$0	0.00	\$0	0.00	\$0	0.00	\$0	0.00

**DECISION ITEM SUMMARY**

<b>Budget Unit</b>								
<b>Decision Item</b>	<b>FY 2015</b>	<b>FY 2015</b>	<b>FY 2016</b>	<b>FY 2016</b>	<b>FY 2017</b>	<b>FY 2017</b>	<b>FY 2017</b>	<b>FY 2017</b>
<b>Budget Object Summary</b>	<b>ACTUAL</b>	<b>ACTUAL</b>	<b>BUDGET</b>	<b>BUDGET</b>	<b>DEPT REQ</b>	<b>DEPT REQ</b>	<b>GOV REC</b>	<b>GOV REC</b>
<b>Fund</b>	<b>DOLLAR</b>	<b>FTE</b>	<b>DOLLAR</b>	<b>FTE</b>	<b>DOLLAR</b>	<b>FTE</b>	<b>DOLLAR</b>	<b>FTE</b>
<b>GENERAL REVENUE REFUNDS (REG)</b>								
<b>CORE</b>								
PROGRAM-SPECIFIC								
GENERAL REVENUE	1,222,500,553	0.00	1,394,400,000	0.00	1,394,400,000	0.00	1,384,100,000	0.00
TOTAL - PD	1,222,500,553	0.00	1,394,400,000	0.00	1,394,400,000	0.00	1,384,100,000	0.00
<b>TOTAL</b>	<b>1,222,500,553</b>	<b>0.00</b>	<b>1,394,400,000</b>	<b>0.00</b>	<b>1,394,400,000</b>	<b>0.00</b>	<b>1,384,100,000</b>	<b>0.00</b>
<b>GRAND TOTAL</b>	<b>\$1,222,500,553</b>	<b>0.00</b>	<b>\$1,394,400,000</b>	<b>0.00</b>	<b>\$1,394,400,000</b>	<b>0.00</b>	<b>\$1,384,100,000</b>	<b>0.00</b>



**CORE DECISION ITEM**

<b>Department of Revenue</b>	<b>Budget Unit</b> <u>87011C</u>
<b>Division of Taxation</b>	
<b>Core - General Revenue Refunds</b>	<b>HB Section</b> <u>4.065</u>

**1. CORE FINANCIAL SUMMARY**

	FY 2017 Budget Request					FY 2017 Governor's Recommendation			
	GR	Federal	Other	Total		GR	Federal	Other	Total
PS	0	0	0	0	PS	0	0	0	0
EE	0	0	0	0	EE	0	0	0	0
PSD	1,394,400,000	0	0	1,394,400,000	PSD	1,384,100,000	0	0	1,384,100,000
TRF	0	0	0	0	TRF	0	0	0	0
<b>Total</b>	<b>1,394,400,000</b>	<b>0</b>	<b>0</b>	<b>1,394,400,000</b>	<b>E Total</b>	<b>1,384,100,000</b>	<b>0</b>	<b>0</b>	<b>1,384,100,000</b>
<b>FTE</b>	<b>0.00</b>	<b>0.00</b>	<b>0.00</b>	<b>0.00</b>	<b>FTE</b>	<b>0.00</b>	<b>0.00</b>	<b>0.00</b>	<b>0.00</b>

<b>Est. Fringe</b>	0	0	0	0
--------------------	---	---	---	---

*Note: Fringes budgeted in House Bill 5 except for certain fringes budgeted directly to MoDOT, Highway Patrol, and Conservation.*

<b>Est. Fringe</b>	0	0	0	0
--------------------	---	---	---	---

*Note: Fringes budgeted in House Bill 5 except for certain fringes budgeted directly to MoDOT, Highway Patrol, and Conservation.*

Other Funds:

Other Funds:

The Department requests the continuation of the "E" on this appropriation.

**2. CORE DESCRIPTION**

This appropriation allows the Department of Revenue to pay outstanding refund claims for taxes and fees collected and deposited into the General Revenue Fund as required by Section 136.035, RSMo. The Department processes refund claims for individual and corporate income, property tax credit, withholding, sales and use taxes and other General Revenue refunds.

**3. PROGRAM LISTING (list programs included in this core funding)**

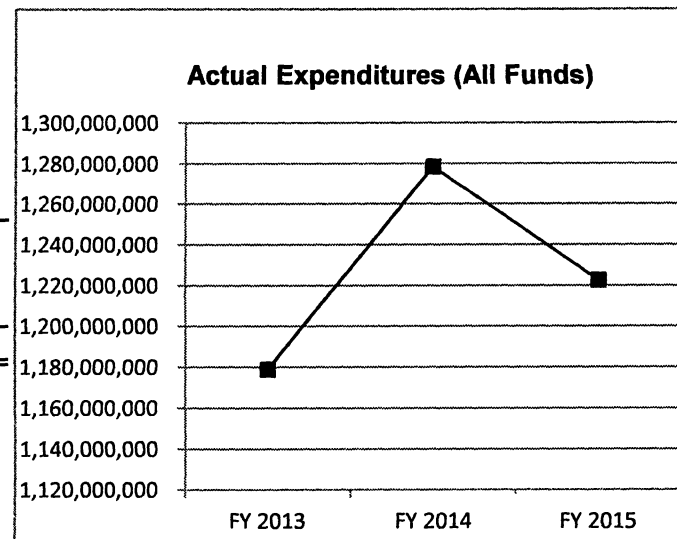
--

**CORE DECISION ITEM**

<b>Department of Revenue</b>	<b>Budget Unit</b> <u>87011C</u>
<b>Division of Taxation</b>	
<b>Core - General Revenue Refunds</b>	<b>HB Section</b> <u>4.065</u>

**4. FINANCIAL HISTORY**

	<b>FY 2013 Actual</b>	<b>FY 2014 Actual</b>	<b>FY 2015 Actual</b>	<b>FY 2016 Current Yr.</b>
Appropriation (All Funds)	1,377,900,000	1,312,000,000	1,312,000,000	1,394,400,000
Less Reverted (All Funds)	0	0	0	0
Less Restricted (All Funds)	0	0	0	0
Budget Authority (All Funds)	1,377,900,000	1,312,000,000	1,312,000,000	1,394,400,000
Actual Expenditures (All Funds)	1,178,921,833	1,278,428,380	1,222,500,553	0
Unexpended (All Funds)	198,978,167	33,571,620	89,499,447	1,394,400,000
Unexpended, by Fund:				
General Revenue	198,978,167	33,571,620	89,499,447	0
Federal	0	0	0	0
Other	0	0	0	0



Reverted includes the statutory three- percent reserve (when applicable).  
 Restricted includes any Governor' Expenditure Restriction (when applicable).

**NOTES:**

**CORE RECONCILIATION DETAIL**

**DEPARTMENT OF REVENUE  
GENERAL REVENUE REFUNDS (REG)**

**5. CORE RECONCILIATION DETAIL**

	<b>Budget Class</b>	<b>FTE</b>	<b>GR</b>	<b>Federal</b>	<b>Other</b>	<b>Total</b>	<b>Explanation</b>
<b>TAFP AFTER VETOES</b>							
	PD	0.00	1,394,400,000	0	0	1,394,400,000	
	<b>Total</b>	<b>0.00</b>	<b>1,394,400,000</b>	<b>0</b>	<b>0</b>	<b>1,394,400,000</b>	
<b>DEPARTMENT CORE REQUEST</b>							
	PD	0.00	1,394,400,000	0	0	1,394,400,000	
	<b>Total</b>	<b>0.00</b>	<b>1,394,400,000</b>	<b>0</b>	<b>0</b>	<b>1,394,400,000</b>	
<b>GOVERNOR'S ADDITIONAL CORE ADJUSTMENTS</b>							
Core Reduction	1681 1243 PD	0.00	(10,300,000)	0	0	(10,300,000)	The CRE predicts GR Refunds for FY17 will be \$1,384,100,000. A core cut is needed to bring the FY16 appropriation closer to actuals.
<b>NET GOVERNOR CHANGES</b>		<b>0.00</b>	<b>(10,300,000)</b>	<b>0</b>	<b>0</b>	<b>(10,300,000)</b>	
<b>GOVERNOR'S RECOMMENDED CORE</b>							
	PD	0.00	1,384,100,000	0	0	1,384,100,000	
	<b>Total</b>	<b>0.00</b>	<b>1,384,100,000</b>	<b>0</b>	<b>0</b>	<b>1,384,100,000</b>	

**DECISION ITEM DETAIL**

Budget Unit	FY 2015	FY 2015	FY 2016	FY 2016	FY 2017	FY 2017	FY 2017	FY 2017
Decision Item	ACTUAL	ACTUAL	BUDGET	BUDGET	DEPT REQ	DEPT REQ	GOV REC	GOV REC
Budget Object Class	DOLLAR	FTE	DOLLAR	FTE	DOLLAR	FTE	DOLLAR	FTE
<b>GENERAL REVENUE REFUNDS (REG)</b>								
<b>CORE</b>								
REFUNDS	1,222,500,553	0.00	1,394,400,000	0.00	1,394,400,000	0.00	1,384,100,000	0.00
TOTAL - PD	1,222,500,553	0.00	1,394,400,000	0.00	1,394,400,000	0.00	1,384,100,000	0.00
<b>GRAND TOTAL</b>	<b>\$1,222,500,553</b>	<b>0.00</b>	<b>\$1,394,400,000</b>	<b>0.00</b>	<b>\$1,394,400,000</b>	<b>0.00</b>	<b>\$1,384,100,000</b>	<b>0.00</b>
GENERAL REVENUE	\$1,222,500,553	0.00	\$1,394,400,000	0.00	\$1,394,400,000	0.00	\$1,384,100,000	0.00
FEDERAL FUNDS	\$0	0.00	\$0	0.00	\$0	0.00	\$0	0.00
OTHER FUNDS	\$0	0.00	\$0	0.00	\$0	0.00	\$0	0.00

**DECISION ITEM SUMMARY**

Budget Unit	FY 2015	FY 2015	FY 2016	FY 2016	FY 2017	FY 2017	FY 2017	FY 2017
Decision Item	ACTUAL	ACTUAL	BUDGET	BUDGET	DEPT REQ	DEPT REQ	GOV REC	GOV REC
Budget Object Summary	DOLLAR	FTE	DOLLAR	FTE	DOLLAR	FTE	DOLLAR	FTE
Fund	DOLLAR	FTE	DOLLAR	FTE	DOLLAR	FTE	DOLLAR	FTE
<b>FEDERAL &amp; OTHER FUNDS REFUNDS</b>								
<b>CORE</b>								
<b>PROGRAM-SPECIFIC</b>								
GAMING PROCEEDS FOR EDUCATION	0	0.00	20,150	0.00	15,000	0.00	15,000	0.00
GAMING COMMISSION FUND	0	0.00	5,000	0.00	5,000	0.00	5,000	0.00
SOLID WASTE MGMT-SCRAP TIRE	0	0.00	15,000	0.00	10,000	0.00	10,000	0.00
MOTOR VEHICLE COMMISSION	4,009	0.00	5,000	0.00	5,000	0.00	5,000	0.00
DEPT OF REVENUE INFORMATION	70	0.00	0	0.00	5,000	0.00	5,000	0.00
DEP OF REVENUE SPECIALTY PLATE	5,000	0.00	4,850	0.00	10,000	0.00	10,000	0.00
TOTAL - PD	9,079	0.00	50,000	0.00	50,000	0.00	50,000	0.00
<b>TOTAL</b>	<b>9,079</b>	<b>0.00</b>	<b>50,000</b>	<b>0.00</b>	<b>50,000</b>	<b>0.00</b>	<b>50,000</b>	<b>0.00</b>
<b>GRAND TOTAL</b>	<b>\$9,079</b>	<b>0.00</b>	<b>\$50,000</b>	<b>0.00</b>	<b>\$50,000</b>	<b>0.00</b>	<b>\$50,000</b>	<b>0.00</b>

**CORE DECISION ITEM**

<b>Department of Revenue</b>	<b>Budget Unit</b>	<b>80712C</b>
<b>Divisions of Taxation, Motor Vehicle and Drivers Licensing, Administration</b>	<b>HB Section</b>	<b>4.07</b>
<b>Core - Federal and Other Refunds</b>		

**1. CORE FINANCIAL SUMMARY**

	FY 2017 Budget Request					FY 2017 Governor's Recommendation			
	GR	Federal	Other	Total		GR	Federal	Other	Total
PS	0	0	0	0	PS	0	0	0	0
EE	0	0	0	0	EE	0	0	0	0
PSD	0	0	50,000	50,000	PSD	0	0	50,000	50,000
TRF	0	0	0	0	TRF	0	0	0	0
<b>Total</b>	<b>0</b>	<b>0</b>	<b>50,000</b>	<b>50,000</b>	<b>Total</b>	<b>0</b>	<b>0</b>	<b>50,000</b>	<b>50,000</b>
<b>FTE</b>	<b>0.00</b>	<b>0.00</b>	<b>0.00</b>	<b>0.00</b>	<b>FTE</b>	<b>0.00</b>	<b>0.00</b>	<b>0.00</b>	<b>0.00</b>

<b>Est. Fringe</b>	0	0	0	0
--------------------	---	---	---	---

*Note: Fringes budgeted in House Bill 5 except for certain fringes budgeted directly to MoDOT, Highway Patrol, and Conservation.*

<b>Est. Fringe</b>	0	0	0	0
--------------------	---	---	---	---

*Note: Fringes budgeted in House Bill 5 except for certain fringes budgeted directly to MoDOT, Highway Patrol, and Conservation.*

Other Funds: Funds used in FY15: Motor Vehicle Commission Fund (0588); DOR Specialty Plate Fund (0775); DOR Information Fund (0619)

Other Funds: Funds used in FY15: Motor Vehicle Commission Fund (0588); DOR Specialty Plate Fund (0775); DOR Information Fund (0619)

**2. CORE DESCRIPTION**

The Department of Revenue has specific appropriation authority to process refund claims for various taxes and fees deposited into the General Revenue, State Highways and Transportation Department, Aviation Trust, Workers' Compensation, Health Initiatives, State School Money and Fair Share funds. This appropriation allows the Department to pay outstanding refund claims for taxes and fees it deposits into other funds as required by Section 136.035, RSMo. The Department may also use this appropriation to process refund claims for other state agencies that do not have refund appropriation authority.

**3. PROGRAM LISTING (list programs included in this core funding)**

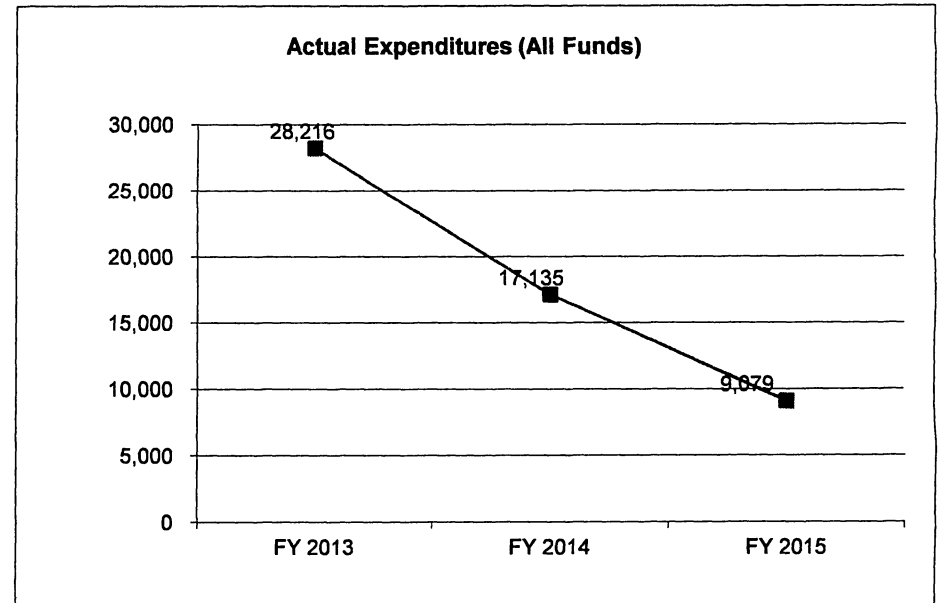
--

**CORE DECISION ITEM**

<b>Department of Revenue</b>	<b>Budget Unit</b> <u>80712C</u>
<b>Divisions of Taxation, Motor Vehicle and Drivers Licensing, Administration</b>	
<b>Core - Federal and Other Refunds</b>	<b>HB Section</b> <u>4.07</u>

**4. FINANCIAL HISTORY**

	<b>FY 2013 Actual</b>	<b>FY 2014 Actual</b>	<b>FY 2015 Actual</b>	<b>FY 2016 Current Yr.</b>
Appropriation (All Funds)	34,850	50,000	50,000	50,000
Less Reverted (All Funds)	0	0	0	0
Less Restricted (All Funds)	0	0	0	0
<b>Budget Authority (All Funds)</b>	<b>34,850</b>	<b>50,000</b>	<b>50,000</b>	<b>50,000</b>
Actual Expenditures (All Funds)	28,216	17,135	9,079	0
<b>Unexpended (All Funds)</b>	<b>6,634</b>	<b>32,865</b>	<b>40,921</b>	<b>50,000</b>
<b>Unexpended, by Fund:</b>				
General Revenue	0	0	0	0
Federal	0	0	0	0
Other	6,634	32,865	40,921	0



Reverted includes the statutory three-percent reserve amount (when applicable).

Restricted includes any Governor's Expenditure Restrictions which remained at the end of the fiscal year (when applicable).

**NOTES:**

**CORE RECONCILIATION DETAIL**

**DEPARTMENT OF REVENUE  
FEDERAL & OTHER FUNDS REFUNDS**

**5. CORE RECONCILIATION DETAIL**

			<b>Budget Class</b>	<b>FTE</b>	<b>GR</b>	<b>Federal</b>	<b>Other</b>	<b>Total</b>	<b>Explanation</b>
<b>TAFP AFTER VETOES</b>									
			PD	0.00	0	0	50,000	50,000	
			<b>Total</b>	<b>0.00</b>	<b>0</b>	<b>0</b>	<b>50,000</b>	<b>50,000</b>	
<b>DEPARTMENT CORE ADJUSTMENTS</b>									
Core Reallocation	1102 3004		PD	0.00	0	0	(5,150)	(5,150)	Core reallocation between funds.
Core Reallocation	1102 7295		PD	0.00	0	0	5,150	5,150	Core reallocation between funds.
Core Reallocation	1102 8465		PD	0.00	0	0	5,000	5,000	Core reallocation between funds.
Core Reallocation	1102 1592		PD	0.00	0	0	(5,000)	(5,000)	Core reallocation between funds.
			<b>NET DEPARTMENT CHANGES</b>	<b>0.00</b>	<b>0</b>	<b>0</b>	<b>0</b>	<b>0</b>	
<b>DEPARTMENT CORE REQUEST</b>									
			PD	0.00	0	0	50,000	50,000	
			<b>Total</b>	<b>0.00</b>	<b>0</b>	<b>0</b>	<b>50,000</b>	<b>50,000</b>	
<b>GOVERNOR'S RECOMMENDED CORE</b>									
			PD	0.00	0	0	50,000	50,000	
			<b>Total</b>	<b>0.00</b>	<b>0</b>	<b>0</b>	<b>50,000</b>	<b>50,000</b>	



**DECISION ITEM DETAIL**

Budget Unit	FY 2015	FY 2015	FY 2016	FY 2016	FY 2017	FY 2017	FY 2017	FY 2017
Decision Item	ACTUAL	ACTUAL	BUDGET	BUDGET	DEPT REQ	DEPT REQ	GOV REC	GOV REC
Budget Object Class	DOLLAR	FTE	DOLLAR	FTE	DOLLAR	FTE	DOLLAR	FTE
<b>FEDERAL &amp; OTHER FUNDS REFUNDS</b>								
<b>CORE</b>								
REFUNDS	9,079	0.00	50,000	0.00	50,000	0.00	50,000	0.00
TOTAL - PD	9,079	0.00	50,000	0.00	50,000	0.00	50,000	0.00
<b>GRAND TOTAL</b>	<b>\$9,079</b>	<b>0.00</b>	<b>\$50,000</b>	<b>0.00</b>	<b>\$50,000</b>	<b>0.00</b>	<b>\$50,000</b>	<b>0.00</b>
GENERAL REVENUE	\$0	0.00	\$0	0.00	\$0	0.00	\$0	0.00
FEDERAL FUNDS	\$0	0.00	\$0	0.00	\$0	0.00	\$0	0.00
OTHER FUNDS	\$9,079	0.00	\$50,000	0.00	\$50,000	0.00	\$50,000	0.00

**DECISION ITEM SUMMARY**

<b>Budget Unit</b>								
<b>Decision Item</b>	<b>FY 2015</b>	<b>FY 2015</b>	<b>FY 2016</b>	<b>FY 2016</b>	<b>FY 2017</b>	<b>FY 2017</b>	<b>FY 2017</b>	<b>FY 2017</b>
<b>Budget Object Summary</b>	<b>ACTUAL</b>	<b>ACTUAL</b>	<b>BUDGET</b>	<b>BUDGET</b>	<b>DEPT REQ</b>	<b>DEPT REQ</b>	<b>GOV REC</b>	<b>GOV REC</b>
<b>Fund</b>	<b>DOLLAR</b>	<b>FTE</b>	<b>DOLLAR</b>	<b>FTE</b>	<b>DOLLAR</b>	<b>FTE</b>	<b>DOLLAR</b>	<b>FTE</b>
<b>HIGHWAY FUND REFUNDS</b>								
<b>CORE</b>								
<b>PROGRAM-SPECIFIC</b>								
STATE HWYS AND TRANS DEPT	403,808	0.00	2,290,564	0.00	2,290,564	0.00	2,290,564	0.00
TOTAL - PD	403,808	0.00	2,290,564	0.00	2,290,564	0.00	2,290,564	0.00
<b>TOTAL</b>	<b>403,808</b>	<b>0.00</b>	<b>2,290,564</b>	<b>0.00</b>	<b>2,290,564</b>	<b>0.00</b>	<b>2,290,564</b>	<b>0.00</b>
<b>GRAND TOTAL</b>	<b>\$403,808</b>	<b>0.00</b>	<b>\$2,290,564</b>	<b>0.00</b>	<b>\$2,290,564</b>	<b>0.00</b>	<b>\$2,290,564</b>	<b>0.00</b>

**CORE DECISION ITEM**

<b>Department of Revenue</b>	<b>Budget Unit</b> <u>87020C</u>
<b>Divisions of Taxation and Administration</b>	
<b>Core - Highway Fund Refunds</b>	<b>HB Section</b> <u>4.075</u>

**1. CORE FINANCIAL SUMMARY**

	FY 2017 Budget Request					FY 2017 Governor's Recommendation			
	GR	Federal	Other	Total		GR	Federal	Other	Total
PS	0	0	0	0	PS	0	0	0	0
EE	0	0	0	0	EE	0	0	0	0
PSD	0	0	2,290,564	2,290,564	PSD	0	0	2,290,564	2,290,564
TRF	0	0	0	0	TRF	0	0	0	0
<b>Total</b>	<b>0</b>	<b>0</b>	<b>2,290,564</b>	<b>2,290,564</b>	<b>Total</b>	<b>0</b>	<b>0</b>	<b>2,290,564</b>	<b>2,290,564</b>
<b>FTE</b>	<b>0.00</b>	<b>0.00</b>	<b>0.00</b>	<b>0.00</b>	<b>FTE</b>	<b>0.00</b>	<b>0.00</b>	<b>0.00</b>	<b>0.00</b>

<b>Est. Fringe</b>	0	0	0	0
--------------------	---	---	---	---

*Note: Fringes budgeted in House Bill 5 except for certain fringes budgeted directly to MoDOT, Highway Patrol, and Conservation.*

<b>Est. Fringe</b>	0	0	0	0
--------------------	---	---	---	---

*Note: Fringes budgeted in House Bill 5 except for certain fringes budgeted directly to MoDOT, Highway Patrol, and Conservation.*

Other Funds: State Highways and Transportation Department Fund (0644)

Other Funds: State Highways and Transportation Department Fund (0644)

**2. CORE DESCRIPTION**

This appropriation allows the Department of Revenue to pay outstanding refund claims for taxes and fees collected and deposited into the State Highways and Transportation Department Fund (Highway Fund) as required by Section 136.035, RSMo. The Department processes refund claims for motor vehicle sales and use taxes and motor vehicle and driver license fees.

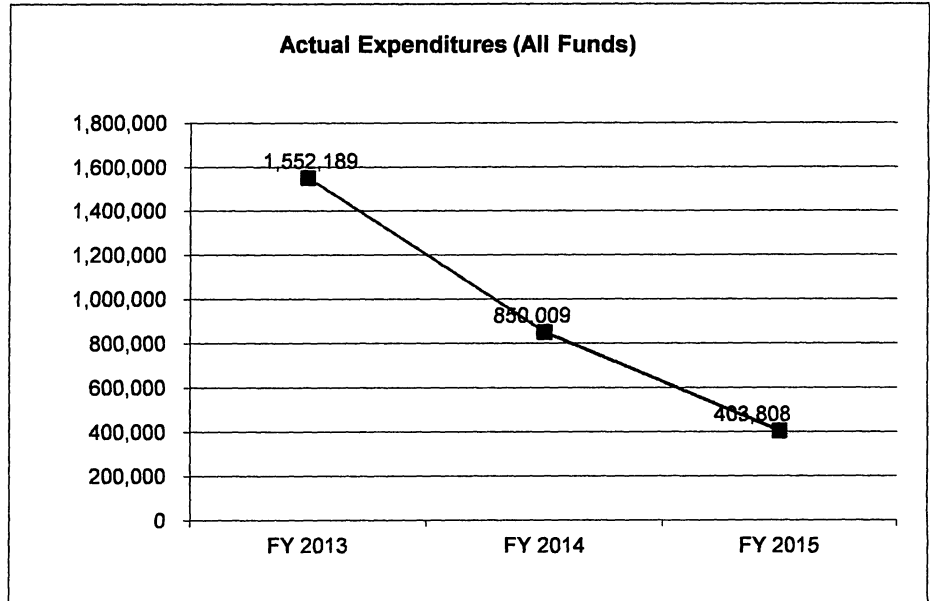
**3. PROGRAM**

**CORE DECISION ITEM**

<b>Department of Revenue</b>	<b>Budget Unit</b> <u>87020C</u>
<b>Divisions of Taxation and Administration</b>	
<b>Core - Highway Fund Refunds</b>	<b>HB Section</b> <u>4.075</u>

**4. FINANCIAL**

	<b>FY 2013 Actual</b>	<b>FY 2014 Actual</b>	<b>FY 2015 Actual</b>	<b>FY 2016 Current Yr.</b>
Appropriation (All Funds)	2,290,564	2,290,564	2,290,564	2,290,564
Less Reverted (All Funds)	0	0	0	0
Less Restricted (All Funds)	0	0	0	0
<b>Budget Authority (All Funds)</b>	<b>2,290,564</b>	<b>2,290,564</b>	<b>2,290,564</b>	<b>2,290,564</b>
Actual Expenditures (All Funds)	1,552,189	850,009	403,808	0
Unexpended (All Funds)	738,375	1,440,555	1,886,756	2,290,564
<b>Unexpended, by Fund:</b>				
General Revenue	0	0	0	0
Federal	0	0	0	0
Other	738,375	1,440,555	1,886,756	0



Reverted  
 Restricted includes any Governor's Expenditure Restrictions which remained at the end of the fiscal year (when applicable).

**NOTES:**

**CORE RECONCILIATION DETAIL**

**DEPARTMENT OF REVENUE  
HIGHWAY FUND REFUNDS**

**5. CORE RECONCILIATION DETAIL**

	<b>Budget Class</b>	<b>FTE</b>	<b>GR</b>	<b>Federal</b>	<b>Other</b>	<b>Total</b>	<b>Explanation</b>
<b>TAFP AFTER VETOES</b>							
	PD	0.00	0	0	2,290,564	2,290,564	
	<b>Total</b>	<b>0.00</b>	<b>0</b>	<b>0</b>	<b>2,290,564</b>	<b>2,290,564</b>	
<b>DEPARTMENT CORE REQUEST</b>							
	PD	0.00	0	0	2,290,564	2,290,564	
	<b>Total</b>	<b>0.00</b>	<b>0</b>	<b>0</b>	<b>2,290,564</b>	<b>2,290,564</b>	
<b>GOVERNOR'S RECOMMENDED CORE</b>							
	PD	0.00	0	0	2,290,564	2,290,564	
	<b>Total</b>	<b>0.00</b>	<b>0</b>	<b>0</b>	<b>2,290,564</b>	<b>2,290,564</b>	

**DECISION ITEM DETAIL**

Budget Unit	FY 2015	FY 2015	FY 2016	FY 2016	FY 2017	FY 2017	FY 2017	FY 2017
Decision Item	ACTUAL	ACTUAL	BUDGET	BUDGET	DEPT REQ	DEPT REQ	GOV REC	GOV REC
Budget Object Class	DOLLAR	FTE	DOLLAR	FTE	DOLLAR	FTE	DOLLAR	FTE
<b>HIGHWAY FUND REFUNDS</b>								
<b>CORE</b>								
REFUNDS	403,808	0.00	2,290,564	0.00	2,290,564	0.00	2,290,564	0.00
TOTAL - PD	403,808	0.00	2,290,564	0.00	2,290,564	0.00	2,290,564	0.00
<b>GRAND TOTAL</b>	<b>\$403,808</b>	<b>0.00</b>	<b>\$2,290,564</b>	<b>0.00</b>	<b>\$2,290,564</b>	<b>0.00</b>	<b>\$2,290,564</b>	<b>0.00</b>
GENERAL REVENUE	\$0	0.00	\$0	0.00	\$0	0.00	\$0	0.00
FEDERAL FUNDS	\$0	0.00	\$0	0.00	\$0	0.00	\$0	0.00
OTHER FUNDS	\$403,808	0.00	\$2,290,564	0.00	\$2,290,564	0.00	\$2,290,564	0.00

**DECISION ITEM SUMMARY**

Budget Unit									
Decision Item	FY 2015	FY 2015	FY 2016	FY 2016	FY 2017	FY 2017	FY 2017	FY 2017	FY 2017
Budget Object Summary	ACTUAL	ACTUAL	BUDGET	BUDGET	DEPT REQ	DEPT REQ	GOV REC	GOV REC	GOV REC
Fund	DOLLAR	FTE	DOLLAR	FTE	DOLLAR	FTE	DOLLAR	FTE	FTE
<b>AVIATION TRUST FUND REFUNDS</b>									
<b>CORE</b>									
<b>PROGRAM-SPECIFIC</b>									
AVIATION TRUST FUND	5,607	0.00	50,000	0.00	50,000	0.00	50,000	0.00	0.00
TOTAL - PD	5,607	0.00	50,000	0.00	50,000	0.00	50,000	0.00	0.00
<b>TOTAL</b>	<b>5,607</b>	<b>0.00</b>	<b>50,000</b>	<b>0.00</b>	<b>50,000</b>	<b>0.00</b>	<b>50,000</b>	<b>0.00</b>	<b>0.00</b>
<b>GRAND TOTAL</b>	<b>\$5,607</b>	<b>0.00</b>	<b>\$50,000</b>	<b>0.00</b>	<b>\$50,000</b>	<b>0.00</b>	<b>\$50,000</b>	<b>0.00</b>	<b>0.00</b>

**CORE DECISION ITEM**

<b>Department of Revenue</b>	<b>Budget Unit</b> <u>87045C</u>
<b>Division of Taxation</b>	
<b>Core - Aviation Trust Fund Refunds</b>	<b>HB Section</b> <u>4.08</u>

**1. CORE FINANCIAL SUMMARY**

	FY 2017 Budget Request					FY 2017 Governor's Recommendation			
	GR	Federal	Other	Total		GR	Federal	Other	Total
<b>PS</b>	0	0	0	0	<b>PS</b>	0	0	0	0
<b>EE</b>	0	0	0	0	<b>EE</b>	0	0	0	0
<b>PSD</b>	0	0	50,000	50,000	<b>PSD</b>	0	0	50,000	50,000
<b>TRF</b>	0	0	0	0	<b>TRF</b>	0	0	0	0
<b>Total</b>	<u>0</u>	<u>0</u>	<u>50,000</u>	<u>50,000</u>	<b>Total</b>	<u>0</u>	<u>0</u>	<u>50,000</u>	<u>50,000</u>
<b>FTE</b>	<b>0.00</b>	<b>0.00</b>	<b>0.00</b>	<b>0.00</b>	<b>FTE</b>	<b>0.00</b>	<b>0.00</b>	<b>0.00</b>	<b>0.00</b>

<b>Est. Fringe</b>	0	0	0	0
--------------------	---	---	---	---

*Note: Fringes budgeted in House Bill 5 except for certain fringes budgeted directly to MoDOT, Highway Patrol, and Conservation.*

<b>Est. Fringe</b>	0	0	0	0
--------------------	---	---	---	---

*Note: Fringes budgeted in House Bill 5 except for certain fringes budgeted directly to MoDOT, Highway Patrol, and Conservation.*

Other Funds: Aviation Trust Fund (0952)

Other Funds: Aviation Trust Fund (0952)

**2. CORE DESCRIPTION**

Pursuant to Section 155.080, RSMo, the state imposes a use tax of nine cents on each gallon of aviation fuel used to propel aircraft with reciprocating engines. Operators may apply for a refund of the use tax for aviation fuel used in commercial agricultural aircraft. This appropriation allows the Department of Revenue to process the refund claims from the commercial agricultural aircraft operators.

**3. PROGRAM LISTING (list programs included in this core funding)**

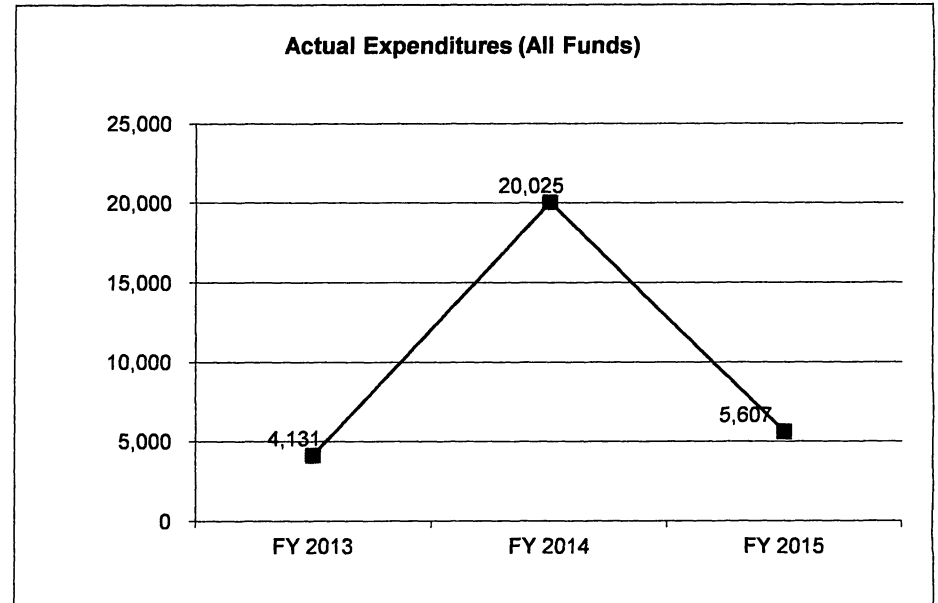


**CORE DECISION ITEM**

<b>Department of Revenue</b>	<b>Budget Unit</b> <u>87045C</u>
<b>Division of Taxation</b>	
<b>Core - Aviation Trust Fund Refunds</b>	<b>HB Section</b> <u>4.08</u>

**4. FINANCIAL HISTORY**

	<b>FY 2013 Actual</b>	<b>FY 2014 Actual</b>	<b>FY 2015 Actual</b>	<b>FY 2016 Current Yr.</b>
Appropriation (All Funds)	50,000	50,000	50,000	50,000
Less Reverted (All Funds)	0	0	0	0
Less Restricted (All Funds)	0	0	0	0
Budget Authority (All Funds)	<u>50,000</u>	<u>50,000</u>	<u>50,000</u>	<u>50,000</u>
Actual Expenditures (All Funds)	4,131	20,025	5,607	0
Unexpended (All Funds)	<u>45,869</u>	<u>29,975</u>	<u>44,393</u>	<u>50,000</u>
Unexpended, by Fund:				
General Revenue	0	0	0	0
Federal	0	0	0	0
Other	45,869	29,975	44,393	0



Reverted includes the statutory three-percent reserve amount (when applicable).

Restricted includes any Governor's Expenditure Restrictions which remained at the end of the fiscal year (when applicable).

**NOTES:**

**CORE RECONCILIATION DETAIL**

---

**DEPARTMENT OF REVENUE  
AVIATION TRUST FUND REFUNDS**

---

**5. CORE RECONCILIATION DETAIL**

---

	<b>Budget Class</b>	<b>FTE</b>	<b>GR</b>	<b>Federal</b>	<b>Other</b>	<b>Total</b>	<b>Explanation</b>
<b>TAFP AFTER VETOES</b>							
	PD	0.00	0	0	50,000	50,000	
	<b>Total</b>	<b>0.00</b>	<b>0</b>	<b>0</b>	<b>50,000</b>	<b>50,000</b>	
<b>DEPARTMENT CORE REQUEST</b>							
	PD	0.00	0	0	50,000	50,000	
	<b>Total</b>	<b>0.00</b>	<b>0</b>	<b>0</b>	<b>50,000</b>	<b>50,000</b>	
<b>GOVERNOR'S RECOMMENDED CORE</b>							
	PD	0.00	0	0	50,000	50,000	
	<b>Total</b>	<b>0.00</b>	<b>0</b>	<b>0</b>	<b>50,000</b>	<b>50,000</b>	

**DECISION ITEM DETAIL**

Budget Unit	FY 2015	FY 2015	FY 2016	FY 2016	FY 2017	FY 2017	FY 2017	FY 2017
Decision Item	ACTUAL	ACTUAL	BUDGET	BUDGET	DEPT REQ	DEPT REQ	GOV REC	GOV REC
Budget Object Class	DOLLAR	FTE	DOLLAR	FTE	DOLLAR	FTE	DOLLAR	FTE
<b>AVIATION TRUST FUND REFUNDS</b>								
<b>CORE</b>								
REFUNDS	5,607	0.00	50,000	0.00	50,000	0.00	50,000	0.00
TOTAL - PD	5,607	0.00	50,000	0.00	50,000	0.00	50,000	0.00
<b>GRAND TOTAL</b>	<b>\$5,607</b>	<b>0.00</b>	<b>\$50,000</b>	<b>0.00</b>	<b>\$50,000</b>	<b>0.00</b>	<b>\$50,000</b>	<b>0.00</b>
GENERAL REVENUE	\$0	0.00	\$0	0.00	\$0	0.00	\$0	0.00
FEDERAL FUNDS	\$0	0.00	\$0	0.00	\$0	0.00	\$0	0.00
OTHER FUNDS	\$5,607	0.00	\$50,000	0.00	\$50,000	0.00	\$50,000	0.00

**DECISION ITEM SUMMARY**

Budget Unit	FY 2015	FY 2015	FY 2016	FY 2016	FY 2017	FY 2017	FY 2017	FY 2017
Decision Item	ACTUAL	ACTUAL	BUDGET	BUDGET	DEPT REQ	DEPT REQ	GOV REC	GOV REC
Budget Object Summary	DOLLAR	FTE	DOLLAR	FTE	DOLLAR	FTE	DOLLAR	FTE
Fund	DOLLAR	FTE	DOLLAR	FTE	DOLLAR	FTE	DOLLAR	FTE
<b>REFUNDS OF MOTOR FUEL TAX</b>								
<b>CORE</b>								
<b>PROGRAM-SPECIFIC</b>								
STATE HWYS AND TRANS DEPT	10,578,116	0.00	10,914,000	0.00	10,914,000	0.00	10,914,000	0.00
TOTAL - PD	10,578,116	0.00	10,914,000	0.00	10,914,000	0.00	10,914,000	0.00
<b>TOTAL</b>	<b>10,578,116</b>	<b>0.00</b>	<b>10,914,000</b>	<b>0.00</b>	<b>10,914,000</b>	<b>0.00</b>	<b>10,914,000</b>	<b>0.00</b>
<b>GRAND TOTAL</b>	<b>\$10,578,116</b>	<b>0.00</b>	<b>\$10,914,000</b>	<b>0.00</b>	<b>\$10,914,000</b>	<b>0.00</b>	<b>\$10,914,000</b>	<b>0.00</b>

**CORE DECISION ITEM**

<b>Department of Revenue</b>	<b>Budget Unit</b> <u>87050C</u>
<b>Division of Taxation</b>	
<b>Core - Motor Fuel Tax Refunds</b>	<b>HB Section</b> <u>4.085</u>

**1. CORE FINANCIAL SUMMARY**

	FY 2017 Budget Request			
	GR	Federal	Other	Total
PS	0	0	0	0
EE	0	0	0	0
PSD	0	0	10,914,000	10,914,000
TRF	0	0	0	0
<b>Total</b>	<b>0</b>	<b>0</b>	<b>10,914,000</b>	<b>10,914,000 E</b>

FTE 0.00 0.00 0.00 0.00

<b>Est. Fringe</b>	0	0	0	0
--------------------	---	---	---	---

*Note: Fringes budgeted in House Bill 5 except for certain fringes budgeted directly to MoDOT, Highway Patrol, and Conservation.*

Other Funds: State Highways and Transportation Department Fund (0644)

	FY 2017 Governor's Recommendation			
	GR	Federal	Other	Total
PS	0	0	0	0
EE	0	0	0	0
PSD	0	0	10,914,000	10,914,000
TRF	0	0	0	0
<b>Total</b>	<b>0</b>	<b>0</b>	<b>10,914,000</b>	<b>10,914,000 E</b>

FTE 0.00 0.00 0.00 0.00

<b>Est. Fringe</b>	0	0	0	0
--------------------	---	---	---	---

*Note: Fringes budgeted in House Bill 5 except for certain fringes budgeted directly to MoDOT, Highway Patrol, and Conservation.*

Other Funds: State Highways and Transportation Department Fund (0644)

**2. CORE DESCRIPTION**

Chapter 142, RSMo, requires the Department of Revenue to refund motor fuel tax collected on the sale of fuel used for purposes other than propelling a motor vehicle on Missouri streets and highways. Distributors file claims requesting such refunds. The Department uses this appropriation to refund legitimate claims.

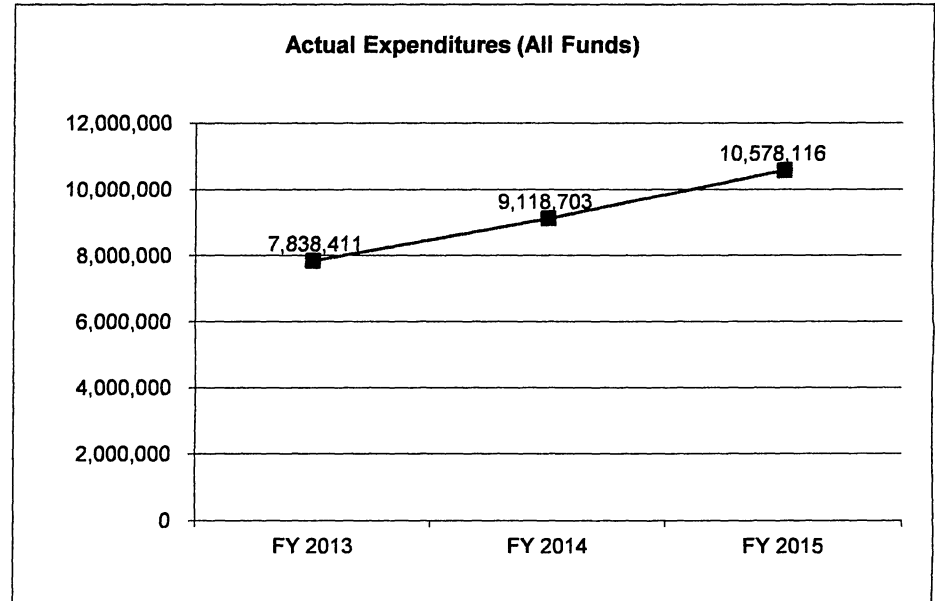
**3. PROGRAM LISTING (list programs included in this core funding)**

**CORE DECISION ITEM**

<b>Department of Revenue</b>	<b>Budget Unit</b>	<b>87050C</b>
<b>Division of Taxation</b>		
<b>Core - Motor Fuel Tax Refunds</b>	<b>HB Section</b>	<b>4.085</b>

**4. FINANCIAL HISTORY**

	<b>FY 2013 Actual</b>	<b>FY 2014 Actual</b>	<b>FY 2015 Actual</b>	<b>FY 2016 Current Yr.</b>
Appropriation (All Funds)	10,414,000	10,414,000	10,914,000	10,914,000
Less Reverted (All Funds)	0	0	0	0
Less Restricted (All Funds)	0	0	0	0
Budget Authority (All Funds)	10,414,000	10,414,000	10,914,000	10,914,000
Actual Expenditures (All Funds)	7,838,411	9,118,703	10,578,116	0
Unexpended (All Funds)	2,575,589	1,295,297	335,884	10,914,000
Unexpended, by Fund:				
General Revenue	0	0	0	0
Federal	0	0	0	0
Other	2,575,589	1,295,297	335,884	0



Reverted includes the statutory three-percent reserve amount (when applicable).

Restricted includes any Governor's Expenditure Restrictions which remained at the end of the fiscal year (when applicable).

**NOTES:**

**CORE RECONCILIATION DETAIL**

**DEPARTMENT OF REVENUE  
REFUNDS OF MOTOR FUEL TAX**

**5. CORE RECONCILIATION DETAIL**

	<b>Budget Class</b>	<b>FTE</b>	<b>GR</b>	<b>Federal</b>	<b>Other</b>	<b>Total</b>	<b>Explanation</b>
<b>TAFP AFTER VETOES</b>							
	PD	0.00	0	0	10,914,000	10,914,000	
	<b>Total</b>	<b>0.00</b>	<b>0</b>	<b>0</b>	<b>10,914,000</b>	<b>10,914,000</b>	
<b>DEPARTMENT CORE REQUEST</b>							
	PD	0.00	0	0	10,914,000	10,914,000	
	<b>Total</b>	<b>0.00</b>	<b>0</b>	<b>0</b>	<b>10,914,000</b>	<b>10,914,000</b>	
<b>GOVERNOR'S RECOMMENDED CORE</b>							
	PD	0.00	0	0	10,914,000	10,914,000	
	<b>Total</b>	<b>0.00</b>	<b>0</b>	<b>0</b>	<b>10,914,000</b>	<b>10,914,000</b>	

**DECISION ITEM DETAIL**

Budget Unit	FY 2015	FY 2015	FY 2016	FY 2016	FY 2017	FY 2017	FY 2017	FY 2017
Decision Item	ACTUAL	ACTUAL	BUDGET	BUDGET	DEPT REQ	DEPT REQ	GOV REC	GOV REC
Budget Object Class	DOLLAR	FTE	DOLLAR	FTE	DOLLAR	FTE	DOLLAR	FTE
<b>REFUNDS OF MOTOR FUEL TAX</b>								
<b>CORE</b>								
REFUNDS	10,578,116	0.00	10,914,000	0.00	10,914,000	0.00	10,914,000	0.00
TOTAL - PD	10,578,116	0.00	10,914,000	0.00	10,914,000	0.00	10,914,000	0.00
<b>GRAND TOTAL</b>	<b>\$10,578,116</b>	<b>0.00</b>	<b>\$10,914,000</b>	<b>0.00</b>	<b>\$10,914,000</b>	<b>0.00</b>	<b>\$10,914,000</b>	<b>0.00</b>
GENERAL REVENUE	\$0	0.00	\$0	0.00	\$0	0.00	\$0	0.00
FEDERAL FUNDS	\$0	0.00	\$0	0.00	\$0	0.00	\$0	0.00
OTHER FUNDS	\$10,578,116	0.00	\$10,914,000	0.00	\$10,914,000	0.00	\$10,914,000	0.00



**DECISION ITEM SUMMARY**

Budget Unit	FY 2015	FY 2015	FY 2016	FY 2016	FY 2017	FY 2017	FY 2017	FY 2017
Decision Item	ACTUAL	ACTUAL	BUDGET	BUDGET	DEPT REQ	DEPT REQ	GOV REC	GOV REC
Budget Object Summary	DOLLAR	FTE	DOLLAR	FTE	DOLLAR	FTE	DOLLAR	FTE
Fund	DOLLAR	FTE	DOLLAR	FTE	DOLLAR	FTE	DOLLAR	FTE
<b>REFUNDS FROM WORKERS' COMP</b>								
<b>CORE</b>								
PROGRAM-SPECIFIC								
WORKERS COMPENSATION	117,661	0.00	2,000,000	0.00	2,000,000	0.00	2,000,000	0.00
TOTAL - PD	117,661	0.00	2,000,000	0.00	2,000,000	0.00	2,000,000	0.00
<b>TOTAL</b>	<b>117,661</b>	<b>0.00</b>	<b>2,000,000</b>	<b>0.00</b>	<b>2,000,000</b>	<b>0.00</b>	<b>2,000,000</b>	<b>0.00</b>
<b>GRAND TOTAL</b>	<b>\$117,661</b>	<b>0.00</b>	<b>\$2,000,000</b>	<b>0.00</b>	<b>\$2,000,000</b>	<b>0.00</b>	<b>\$2,000,000</b>	<b>0.00</b>

**CORE DECISION ITEM**

<b>Department of Revenue</b>	<b>Budget Unit</b> <u>87085C</u>
<b>Division of Taxation</b>	
<b>Core - Workers' Compensation Refunds</b>	<b>HB Section</b> <u>4.09</u>

**1. CORE FINANCIAL SUMMARY**

	FY 2017 Budget Request			
	GR	Federal	Other	Total
PS	0	0	0	0
EE	0	0	0	0
PSD	0	0	2,000,000	2,000,000
TRF	0	0	0	0
<b>Total</b>	<b>0</b>	<b>0</b>	<b>2,000,000</b>	<b>2,000,000</b>
<b>FTE</b>	<b>0.00</b>	<b>0.00</b>	<b>0.00</b>	<b>0.00</b>

	FY 2017 Governor's Recommendation			
	GR	Federal	Other	Total
PS	0	0	0	0
EE	0	0	0	0
PSD	0	0	2,000,000	2,000,000
TRF	0	0	0	0
<b>Total</b>	<b>0</b>	<b>0</b>	<b>2,000,000</b>	<b>2,000,000</b>
<b>FTE</b>	<b>0.00</b>	<b>0.00</b>	<b>0.00</b>	<b>0.00</b>

<b>Est. Fringe</b>	0	0	0	0
--------------------	---	---	---	---

*Note: Fringes budgeted in House Bill 5 except for certain fringes budgeted directly to MoDOT, Highway Patrol, and Conservation.*

<b>Est. Fringe</b>	0	0	0	0
--------------------	---	---	---	---

*Note: Fringes budgeted in House Bill 5 except for certain fringes budgeted directly to MoDOT, Highway Patrol, and Conservation.*

Other Funds: Workers' Compensation Fund (0652)

Other Funds: Workers' Compensation Fund (0652)

**2. CORE DESCRIPTION**

The Department of Revenue refunds any overpayment or erroneous payment of workers' compensation taxes paid by insurance companies per Section 287.170, RSMo. Overpayments occur because insurance companies file estimated quarterly payments during the year based on prior year activity. In June of each year, when insurance companies file annual returns, estimates and actual liabilities are reconciled and refunds, if necessary, are issued. The Department uses this appropriation to process these refund claims.

**3. PROGRAM LISTING (list programs included in this core funding)**

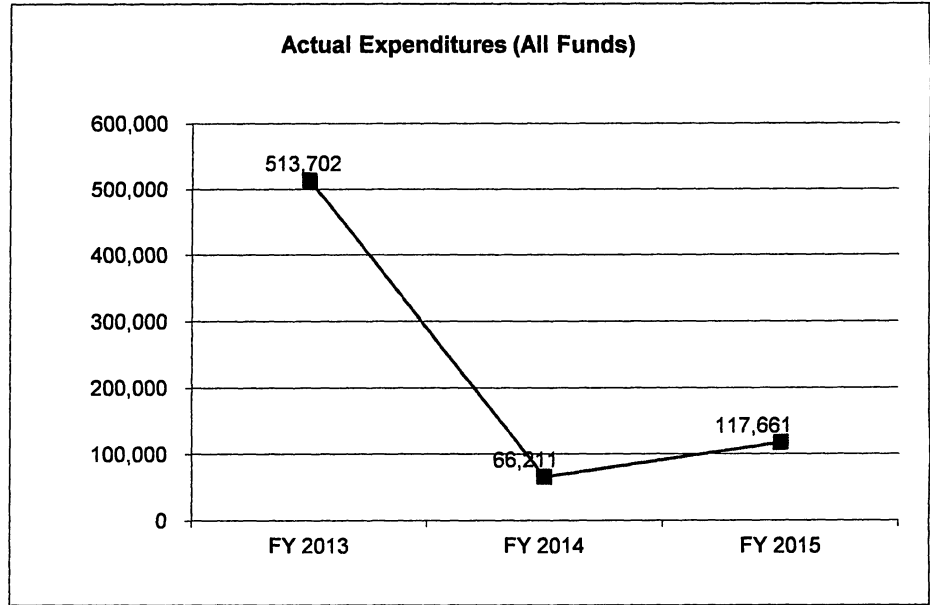
**CORE DECISION ITEM**

<b>Department of Revenue</b>	<b>Budget Unit</b> <u>87085C</u>
<b>Division of Taxation</b>	
<b>Core - Workers' Compensation Refunds</b>	<b>HB Section</b> <u>4.09</u>

**4. FINANCIAL HISTORY**

	FY 2013 Actual	FY 2014 Actual	FY 2015 Actual	FY 2016 Current Yr.
Appropriation (All Funds)	513,703	2,000,000	2,000,000	2,000,000
Less Reverted (All Funds)	0	0	0	0
Less Restricted (All Funds)	0	0	0	0
Budget Authority (All Funds)	513,703	2,000,000	2,000,000	2,000,000
Actual Expenditures (All Funds)	513,702	66,211	117,661	0
Unexpended (All Funds)	1	1,933,789	1,882,339	2,000,000
Unexpended, by Fund:				
General Revenue	0	0	0	0
Federal	0	0	0	0
Other	1	1,933,789	1,882,339	0

(1)



Reverted includes the statutory three-percent reserve amount (when applicable).

Restricted includes any Governor's Expenditure Restrictions which remained at the end of the fiscal year (when applicable).

**NOTES:**

(1) Appropriation increased \$63,703 to process refunds.

**CORE RECONCILIATION DETAIL**

**DEPARTMENT OF REVENUE**  
**REFUNDS FROM WORKERS' COMP**

**5. CORE RECONCILIATION DETAIL**

	<b>Budget Class</b>	<b>FTE</b>	<b>GR</b>	<b>Federal</b>	<b>Other</b>	<b>Total</b>	<b>Explanation</b>
<b>TAFP AFTER VETOES</b>							
	PD	0.00	0	0	2,000,000	2,000,000	
	<b>Total</b>	<b>0.00</b>	<b>0</b>	<b>0</b>	<b>2,000,000</b>	<b>2,000,000</b>	
<b>DEPARTMENT CORE REQUEST</b>							
	PD	0.00	0	0	2,000,000	2,000,000	
	<b>Total</b>	<b>0.00</b>	<b>0</b>	<b>0</b>	<b>2,000,000</b>	<b>2,000,000</b>	
<b>GOVERNOR'S RECOMMENDED CORE</b>							
	PD	0.00	0	0	2,000,000	2,000,000	
	<b>Total</b>	<b>0.00</b>	<b>0</b>	<b>0</b>	<b>2,000,000</b>	<b>2,000,000</b>	

**DECISION ITEM DETAIL**

Budget Unit	FY 2015	FY 2015	FY 2016	FY 2016	FY 2017	FY 2017	FY 2017	FY 2017
Decision Item	ACTUAL	ACTUAL	BUDGET	BUDGET	DEPT REQ	DEPT REQ	GOV REC	GOV REC
Budget Object Class	DOLLAR	FTE	DOLLAR	FTE	DOLLAR	FTE	DOLLAR	FTE
<b>REFUNDS FROM WORKERS' COMP</b>								
<b>CORE</b>								
REFUNDS	117,661	0.00	2,000,000	0.00	2,000,000	0.00	2,000,000	0.00
TOTAL - PD	117,661	0.00	2,000,000	0.00	2,000,000	0.00	2,000,000	0.00
<b>GRAND TOTAL</b>	<b>\$117,661</b>	<b>0.00</b>	<b>\$2,000,000</b>	<b>0.00</b>	<b>\$2,000,000</b>	<b>0.00</b>	<b>\$2,000,000</b>	<b>0.00</b>
GENERAL REVENUE	\$0	0.00	\$0	0.00	\$0	0.00	\$0	0.00
FEDERAL FUNDS	\$0	0.00	\$0	0.00	\$0	0.00	\$0	0.00
OTHER FUNDS	\$117,661	0.00	\$2,000,000	0.00	\$2,000,000	0.00	\$2,000,000	0.00

**DECISION ITEM SUMMARY**

Budget Unit									
Decision Item	FY 2015	FY 2015	FY 2016	FY 2016	FY 2017	FY 2017	FY 2017	FY 2017	FY 2017
Budget Object Summary	ACTUAL	ACTUAL	BUDGET	BUDGET	DEPT REQ	DEPT REQ	GOV REC	GOV REC	GOV REC
Fund	DOLLAR	FTE	DOLLAR	FTE	DOLLAR	FTE	DOLLAR	FTE	DOLLAR
<b>CIGARETTE TAX REFUNDS</b>									
<b>CORE</b>									
PROGRAM-SPECIFIC									
HEALTH INITIATIVES	7,801	0.00	125,000	0.00	125,000	0.00	125,000	0.00	0.00
STATE SCHOOL MONEYS	8,875	0.00	25,000	0.00	25,000	0.00	25,000	0.00	0.00
FAIR SHARE FUND	4,056	0.00	11,000	0.00	11,000	0.00	11,000	0.00	0.00
TOTAL - PD	20,732	0.00	161,000	0.00	161,000	0.00	161,000	0.00	0.00
<b>TOTAL</b>	<b>20,732</b>	<b>0.00</b>	<b>161,000</b>	<b>0.00</b>	<b>161,000</b>	<b>0.00</b>	<b>161,000</b>	<b>0.00</b>	<b>0.00</b>
<b>GRAND TOTAL</b>	<b>\$20,732</b>	<b>0.00</b>	<b>\$161,000</b>	<b>0.00</b>	<b>\$161,000</b>	<b>0.00</b>	<b>\$161,000</b>	<b>0.00</b>	<b>0.00</b>

**CORE DECISION ITEM**

<b>Department of Revenue</b>	<b>Budget Unit</b> <u>87088C</u>
<b>Division of Taxation</b>	
<b>Core - Cigarette Tax Refunds</b>	<b>HB Section</b> <u>4.095</u>

**1. CORE FINANCIAL SUMMARY**

	FY 2017 Budget Request					FY 2017 Governor's Recommendation			
	GR	Federal	Other	Total		GR	Federal	Other	Total
PS	0	0	0	0	PS	0	0	0	0
EE	0	0	0	0	EE	0	0	0	0
PSD	0	0	161,000	161,000	PSD	0	0	161,000	161,000
TRF	0	0	0	0	TRF	0	0	0	0
<b>Total</b>	<b>0</b>	<b>0</b>	<b>161,000</b>	<b>161,000</b>	<b>Total</b>	<b>0</b>	<b>0</b>	<b>161,000</b>	<b>161,000</b>
<b>FTE</b>	<b>0.00</b>	<b>0.00</b>	<b>0.00</b>	<b>0.00</b>	<b>FTE</b>	<b>0.00</b>	<b>0.00</b>	<b>0.00</b>	<b>0.00</b>

<b>Est. Fringe</b>	0	0	0	0
--------------------	---	---	---	---

*Note: Fringes budgeted in House Bill 5 except for certain fringes budgeted directly to MoDOT, Highway Patrol, and Conservation.*

<b>Est. Fringe</b>	0	0	0	0
--------------------	---	---	---	---

*Note: Fringes budgeted in House Bill 5 except for certain fringes budgeted directly to MoDOT, Highway Patrol, and Conservation.*

Other Funds: Health Initiatives Fund (0275); State School Money (0616); Fair Share Fund (0687)

Other Funds: Health Initiatives Fund (0275); State School Money Fund (0616); Fair Share Fund (0687)

**2. CORE DESCRIPTION**

The Department of Revenue issues refunds for the overpayment or erroneous payment of taxes collected on tobacco products. The Department collects a tax of eight and one-half mills per cigarette on the sale of cigarettes. Receipts from the tax are deposited into the State School Money Fund, the Fair Share Fund, and the Health Initiatives Fund.

A tax of 10 percent of the manufacturer's invoice price, before discounts and deals, is also levied on the first sale of tobacco products, other than cigarettes. The receipts from this tax are deposited into the Health Initiatives Fund.

The Department uses this appropriation to issue refunds to taxpayers for overpayments of tax on cigarettes and other tobacco products as maintained in Chapter 149, RSMo.

**3. PROGRAM LISTING (list programs included in this core funding)**

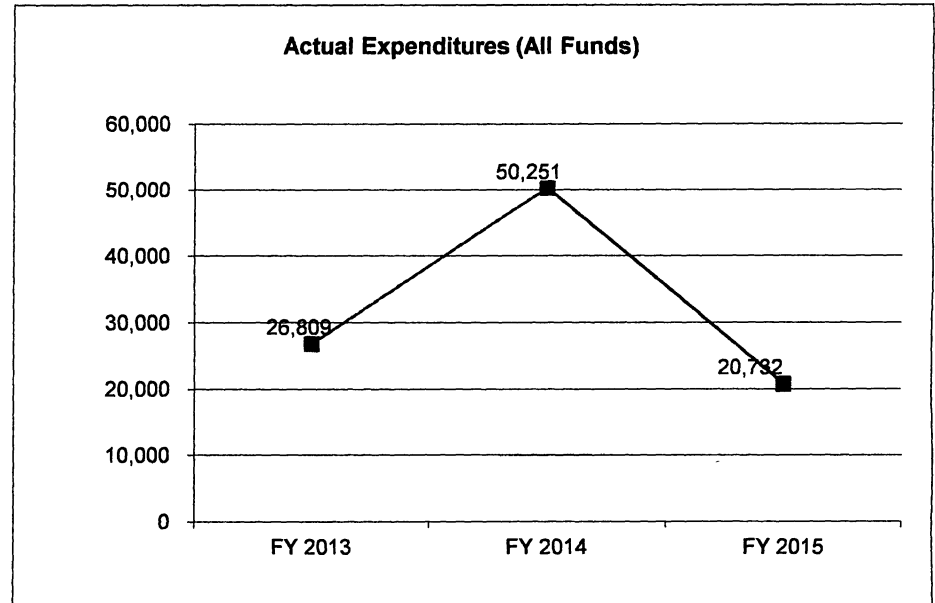
--

**CORE DECISION ITEM**

<b>Department of Revenue</b>	<b>Budget Unit</b>	<b>87088C</b>
<b>Division of Taxation</b>		
<b>Core - Cigarette Tax Refunds</b>	<b>HB Section</b>	<b>4.095</b>

**4. FINANCIAL HISTORY**

	<b>FY 2013 Actual</b>	<b>FY 2014 Actual</b>	<b>FY 2015 Actual</b>	<b>FY 2016 Current Yr.</b>
Appropriation (All Funds)	61,000	61,000	161,000	161,000
Less Reverted (All Funds)	0	0	0	0
Less Restricted (All Funds)	0	0	0	0
Budget Authority (All Funds)	61,000	61,000	161,000	161,000
Actual Expenditures (All Funds)	26,809	50,251	20,732	0
Unexpended (All Funds)	34,191	10,749	140,268	161,000
Unexpended, by Fund:				
General Revenue	0	0	0	0
Federal	0	0	0	0
Other	34,191	10,749	140,268	0



Reverted includes the statutory three-percent reserve amount (when applicable).

Restricted includes any Governor's Expenditure Restrictions which remained at the end of the fiscal year (when applicable).

**NOTES:**



**CORE RECONCILIATION DETAIL**

**DEPARTMENT OF REVENUE  
CIGARETTE TAX REFUNDS**

**5. CORE RECONCILIATION DETAIL**

	<b>Budget Class</b>	<b>FTE</b>	<b>GR</b>	<b>Federal</b>	<b>Other</b>	<b>Total</b>	<b>Explanation</b>
<b>TAFP AFTER VETOES</b>							
	PD	0.00	0	0	161,000	161,000	
	<b>Total</b>	<b>0.00</b>	<b>0</b>	<b>0</b>	<b>161,000</b>	<b>161,000</b>	
<b>DEPARTMENT CORE REQUEST</b>							
	PD	0.00	0	0	161,000	161,000	
	<b>Total</b>	<b>0.00</b>	<b>0</b>	<b>0</b>	<b>161,000</b>	<b>161,000</b>	
<b>GOVERNOR'S RECOMMENDED CORE</b>							
	PD	0.00	0	0	161,000	161,000	
	<b>Total</b>	<b>0.00</b>	<b>0</b>	<b>0</b>	<b>161,000</b>	<b>161,000</b>	

**DECISION ITEM DETAIL**

Budget Unit	FY 2015	FY 2015	FY 2016	FY 2016	FY 2017	FY 2017	FY 2017	FY 2017
Decision Item	ACTUAL	ACTUAL	BUDGET	BUDGET	DEPT REQ	DEPT REQ	GOV REC	GOV REC
Budget Object Class	DOLLAR	FTE	DOLLAR	FTE	DOLLAR	FTE	DOLLAR	FTE
<b>CIGARETTE TAX REFUNDS</b>								
<b>CORE</b>								
REFUNDS	20,732	0.00	161,000	0.00	161,000	0.00	161,000	0.00
TOTAL - PD	20,732	0.00	161,000	0.00	161,000	0.00	161,000	0.00
<b>GRAND TOTAL</b>	<b>\$20,732</b>	<b>0.00</b>	<b>\$161,000</b>	<b>0.00</b>	<b>\$161,000</b>	<b>0.00</b>	<b>\$161,000</b>	<b>0.00</b>
GENERAL REVENUE	\$0	0.00	\$0	0.00	\$0	0.00	\$0	0.00
FEDERAL FUNDS	\$0	0.00	\$0	0.00	\$0	0.00	\$0	0.00
OTHER FUNDS	\$20,732	0.00	\$161,000	0.00	\$161,000	0.00	\$161,000	0.00

**DECISION ITEM SUMMARY**

Budget Unit	FY 2015	FY 2015	FY 2016	FY 2016	FY 2017	FY 2017	FY 2017	FY 2017
Decision Item	ACTUAL	ACTUAL	BUDGET	BUDGET	DEPT REQ	DEPT REQ	GOV REC	GOV REC
Budget Object Summary	DOLLAR	FTE	DOLLAR	FTE	DOLLAR	FTE	DOLLAR	FTE
Fund	DOLLAR	FTE	DOLLAR	FTE	DOLLAR	FTE	DOLLAR	FTE
<b>COUNTY STOCK INS TAX DISTRIBTN</b>								
<b>CORE</b>								
PROGRAM-SPECIFIC								
GENERAL REVENUE	102,854	0.00	660,700	0.00	660,700	0.00	660,700	0.00
TOTAL - PD	102,854	0.00	660,700	0.00	660,700	0.00	660,700	0.00
<b>TOTAL</b>	<b>102,854</b>	<b>0.00</b>	<b>660,700</b>	<b>0.00</b>	<b>660,700</b>	<b>0.00</b>	<b>660,700</b>	<b>0.00</b>
<b>GRAND TOTAL</b>	<b>\$102,854</b>	<b>0.00</b>	<b>\$660,700</b>	<b>0.00</b>	<b>\$660,700</b>	<b>0.00</b>	<b>\$660,700</b>	<b>0.00</b>

**CORE DECISION ITEM**

<b>Department of Revenue</b>	<b>Budget Unit</b> <u>87018C</u>
<b>Division of Taxation</b>	
<b>Core - County Stock Insurance Distribution</b>	<b>HB Section</b> <u>4.1</u>

**1. CORE FINANCIAL SUMMARY**

	FY 2017 Budget Request			
	GR	Federal	Other	Total
PS	0	0	0	0
EE	0	0	0	0
PSD	660,700	0	0	660,700
TRF	0	0	0	0
<b>Total</b>	<b>660,700</b>	<b>0</b>	<b>0</b>	<b>660,700</b>
<b>FTE</b>	<b>0.00</b>	<b>0.00</b>	<b>0.00</b>	<b>0.00</b>

	FY 2017 Governor's Recommendation			
	GR	Federal	Other	Total
PS	0	0	0	0
EE	0	0	0	0
PSD	660,700	0	0	660,700
TRF	0	0	0	0
<b>Total</b>	<b>660,700</b>	<b>0</b>	<b>0</b>	<b>660,700</b>
<b>FTE</b>	<b>0.00</b>	<b>0.00</b>	<b>0.00</b>	<b>0.00</b>

<b>Est. Fringe</b>	0	0	0	0
--------------------	---	---	---	---

*Note: Fringes budgeted in House Bill 5 except for certain fringes budgeted directly to MoDOT, Highway Patrol, and Conservation.*

<b>Est. Fringe</b>	0	0	0	0
--------------------	---	---	---	---

*Note: Fringes budgeted in House Bill 5 except for certain fringes budgeted directly to MoDOT, Highway Patrol, and Conservation.*

Other Funds:

Other Funds:

**2. CORE DESCRIPTION**

Section 148.330.4, RSMo, states "On or before the first day of September each year the commissioner of administration shall apportion all moneys in the county stock insurance fund to the general revenue of the state, to the county treasurer, and to the treasurer of the school district in which the principal office of the company paying the same is located. All premium tax credits described in Section 135.500 to 135.529, RSMo, and Sections 348.430 and 348.432, RSMo, shall only reduce the amounts apportioned to the general revenue fund of the state and not reduce any moneys apportioned to any county treasurer or to the treasurer of the school district in which the principal office of the company paying the same is located..."

The Department of Revenue uses this appropriation to allow for the apportionments mandated by statute and to hold both the county and the school districts harmless.

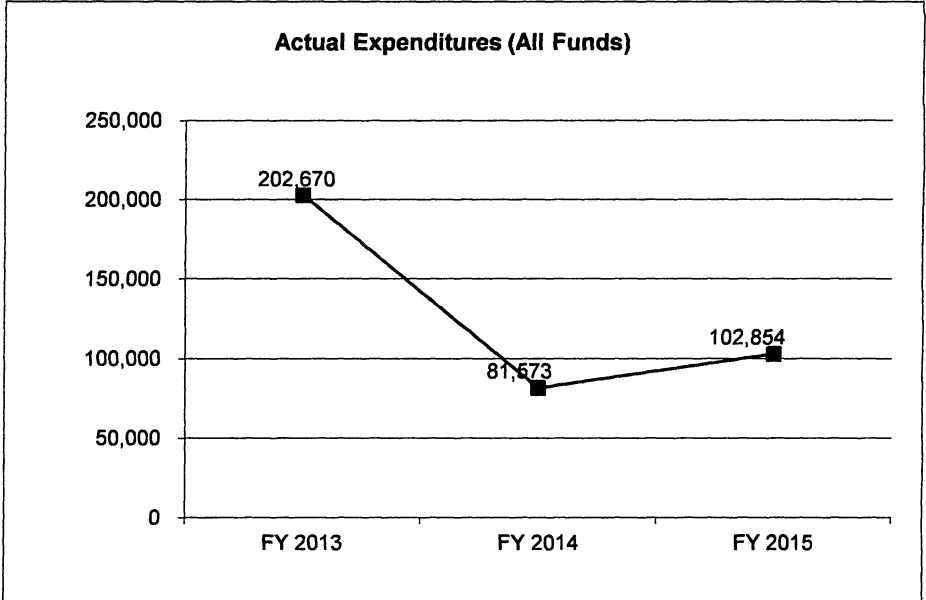
**3. PROGRAM LISTING (list programs included in this core funding)**

**CORE DECISION ITEM**

<b>Department of Revenue</b>	<b>Budget Unit</b> <u>87018C</u>
<b>Division of Taxation</b>	
<b>Core - County Stock Insurance Distribution</b>	<b>HB Section</b> <u>4.1</u>

**4. FINANCIAL HISTORY**

	<b>FY 2013 Actual</b>	<b>FY 2014 Actual</b>	<b>FY 2015 Actual</b>	<b>FY 2016 Current Yr.</b>
Appropriation (All Funds)	500,000	660,700	660,700	660,700
Less Reverted (All Funds)	0	0	0	0
Less Restricted (All Funds)	0	0	0	0
Budget Authority (All Funds)	500,000	660,700	660,700	660,700
Actual Expenditures (All Funds)	202,670	81,573	102,854	0
Unexpended (All Funds)	297,330	579,127	557,846	660,700
Unexpended, by Fund:				
General Revenue	297,330	579,127	557,846	0
Federal	0	0	0	0
Other	0	0	0	0



Reverted includes the statutory three-percent reserve amount (when applicable).

Restricted includes any Governor's Expenditure Restrictions which remained at the end of the fiscal year (when applicable).

**NOTES:**

**CORE RECONCILIATION DETAIL**

---

**DEPARTMENT OF REVENUE**  
**COUNTY STOCK INS TAX DISTRIBTN**

---

**5. CORE RECONCILIATION DETAIL**

---

	<b>Budget Class</b>	<b>FTE</b>	<b>GR</b>	<b>Federal</b>	<b>Other</b>	<b>Total</b>	<b>Explanation</b>
<b>TAFP AFTER VETOES</b>							
	PD	0.00	660,700	0	0	660,700	
	<b>Total</b>	<b>0.00</b>	<b>660,700</b>	<b>0</b>	<b>0</b>	<b>660,700</b>	
<b>DEPARTMENT CORE REQUEST</b>							
	PD	0.00	660,700	0	0	660,700	
	<b>Total</b>	<b>0.00</b>	<b>660,700</b>	<b>0</b>	<b>0</b>	<b>660,700</b>	
<b>GOVERNOR'S RECOMMENDED CORE</b>							
	PD	0.00	660,700	0	0	660,700	
	<b>Total</b>	<b>0.00</b>	<b>660,700</b>	<b>0</b>	<b>0</b>	<b>660,700</b>	

**DECISION ITEM DETAIL**

Budget Unit	FY 2015	FY 2015	FY 2016	FY 2016	FY 2017	FY 2017	FY 2017	FY 2017
Decision Item	ACTUAL	ACTUAL	BUDGET	BUDGET	DEPT REQ	DEPT REQ	GOV REC	GOV REC
Budget Object Class	DOLLAR	FTE	DOLLAR	FTE	DOLLAR	FTE	DOLLAR	FTE
<b>COUNTY STOCK INS TAX DISTRIBTN</b>								
<b>CORE</b>								
PROGRAM DISTRIBUTIONS	102,854	0.00	660,700	0.00	660,700	0.00	660,700	0.00
TOTAL - PD	102,854	0.00	660,700	0.00	660,700	0.00	660,700	0.00
<b>GRAND TOTAL</b>	<b>\$102,854</b>	<b>0.00</b>	<b>\$660,700</b>	<b>0.00</b>	<b>\$660,700</b>	<b>0.00</b>	<b>\$660,700</b>	<b>0.00</b>
GENERAL REVENUE	\$102,854	0.00	\$660,700	0.00	\$660,700	0.00	\$660,700	0.00
FEDERAL FUNDS	\$0	0.00	\$0	0.00	\$0	0.00	\$0	0.00
OTHER FUNDS	\$0	0.00	\$0	0.00	\$0	0.00	\$0	0.00

**DECISION ITEM SUMMARY**

Budget Unit	FY 2015	FY 2015	FY 2016	FY 2016	FY 2017	FY 2017	FY 2017	FY 2017
Decision Item	ACTUAL	ACTUAL	BUDGET	BUDGET	DEPT REQ	DEPT REQ	GOV REC	GOV REC
Budget Object Summary	DOLLAR	FTE	DOLLAR	FTE	DOLLAR	FTE	DOLLAR	FTE
Fund	DOLLAR	FTE	DOLLAR	FTE	DOLLAR	FTE	DOLLAR	FTE
<b>OFFSET DEBTS WITH TAX CREDITS</b>								
<b>CORE</b>								
PROGRAM-SPECIFIC								
GENERAL REVENUE	65,941	0.00	260,000	0.00	260,000	0.00	260,000	0.00
TOTAL - PD	65,941	0.00	260,000	0.00	260,000	0.00	260,000	0.00
<b>TOTAL</b>	<b>65,941</b>	<b>0.00</b>	<b>260,000</b>	<b>0.00</b>	<b>260,000</b>	<b>0.00</b>	<b>260,000</b>	<b>0.00</b>
<b>GRAND TOTAL</b>	<b>\$65,941</b>	<b>0.00</b>	<b>\$260,000</b>	<b>0.00</b>	<b>\$260,000</b>	<b>0.00</b>	<b>\$260,000</b>	<b>0.00</b>



**CORE DECISION ITEM**

<b>Department of Revenue</b>	<b>Budget Unit</b> <u>87092C</u>
<b>Division of Taxation</b>	
<b>Core - Offset Debts with Tax Credits</b>	<b>HB Section</b> <u>4.105</u>

**1. CORE FINANCIAL SUMMARY**

	FY 2017 Budget Request			
	GR	Federal	Other	Total
PS	0	0	0	0
EE	0	0	0	0
PSD	260,000	0	0	260,000
TRF	0	0	0	0
<b>Total</b>	<b>260,000</b>	<b>0</b>	<b>0</b>	<b>260,000</b>
FTE	0.00	0.00	0.00	0.00

	FY 2017 Governor's Recommendation			
	GR	Federal	Other	Total
PS	0	0	0	0
EE	0	0	0	0
PSD	260,000	0	0	260,000
TRF	0	0	0	0
<b>Total</b>	<b>260,000</b>	<b>0</b>	<b>0</b>	<b>260,000</b>
FTE	0.00	0.00	0.00	0.00

<b>Est. Fringe</b>	0	0	0	0
--------------------	---	---	---	---

*Note: Fringes budgeted in House Bill 5 except for certain fringes budgeted directly to MoDOT, Highway Patrol, and Conservation.*

<b>Est. Fringe</b>	0	0	0	0
--------------------	---	---	---	---

*Note: Fringes budgeted in House Bill 5 except for certain fringes budgeted directly to MoDOT, Highway Patrol, and Conservation.*

Other Funds:

Other Funds:

**2. CORE DESCRIPTION**

Section 135.815, RSMo, states "Prior to authorization of any tax credit application, an administering agency shall verify through the department of revenue that the tax credit applicant does not owe any delinquent income, sales, or use taxes, or interest or penalties on such taxes, and through the department of insurance that the applicant does not owe any delinquent insurance taxes. Such delinquency shall not affect the authorization of the application of such tax credits, except that the amount of credits issued shall be reduced by the applicant's tax delinquency. If the department of revenue or the department of insurance concludes that a taxpayer is delinquent after June fifteenth but before July first of any year, and the applications of the tax credits to such delinquency causes a tax deficiency on behalf of the taxpayer to arise, then the taxpayer shall be granted thirty days to satisfy the deficiency in which interest, penalties, and additions to tax shall be tolled. After applying all available credits towards a tax delinquency, the administering agency shall notify the appropriate department, and that department shall update the amount of outstanding delinquent tax owed by the applicant. If any credits remain after satisfying all insurance, income, sales, and use tax delinquencies, the remaining credits shall be issued to the applicant, subject to the restrictions or other provisions of law."

**3. PROGRAM LISTING (list programs included in this core funding)**

--

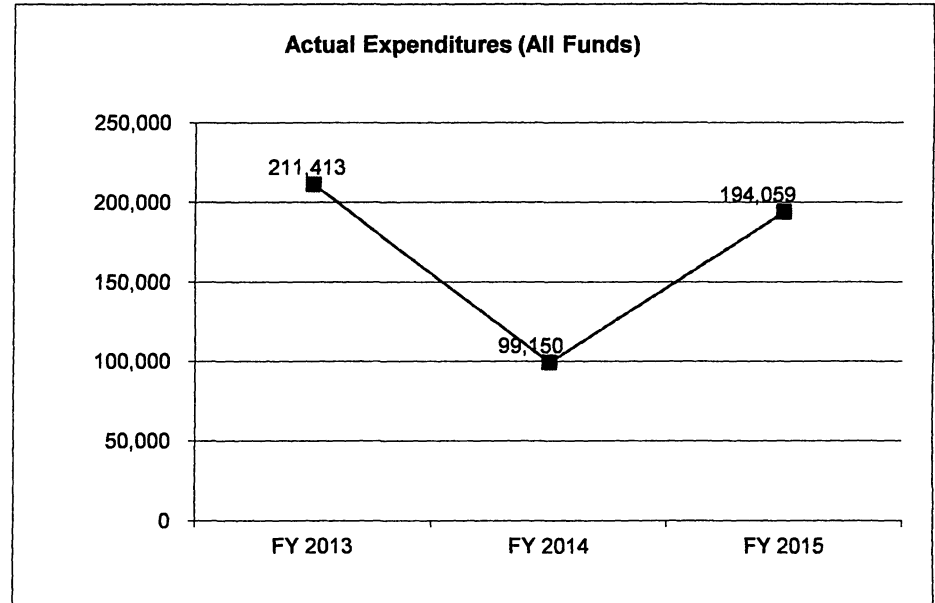
**CORE DECISION ITEM**

<b>Department of Revenue</b>	<b>Budget Unit</b> <u>87092C</u>
<b>Division of Taxation</b>	
<b>Core - Offset Debts with Tax Credits</b>	<b>HB Section</b> <u>4.105</u>

**4. FINANCIAL HISTORY**

	<b>FY 2013 Actual</b>	<b>FY 2014 Actual</b>	<b>FY 2015 Actual</b>	<b>FY 2016 Current Yr.</b>
Appropriation (All Funds)	425,000	260,000	260,000	260,000
Less Reverted (All Funds)	0	0	0	0
Less Restricted (All Funds)	0	0	0	0
Budget Authority (All Funds)	425,000	260,000	260,000	260,000
Actual Expenditures (All Funds)	211,413	99,150	194,059	0
Unexpended (All Funds)	213,587	160,850	65,941	260,000
<b>Unexpended, by Fund:</b>				
General Revenue	213,587	160,850	65,941	0
Federal	0	0	0	0
Other	0	0	0	0

(1)



Reverted includes the statutory three-percent reserve amount (when applicable).

Restricted includes any Governor's Expenditure Restrictions which remained at the end of the fiscal year (when applicable).

**NOTES:**

(1) The Department received a supplemental appropriation of \$225,000.

**CORE RECONCILIATION DETAIL**

**DEPARTMENT OF REVENUE  
OFFSET DEBTS WITH TAX CREDITS**

**5. CORE RECONCILIATION DETAIL**

	<b>Budget Class</b>	<b>FTE</b>	<b>GR</b>	<b>Federal</b>	<b>Other</b>	<b>Total</b>	<b>Explanation</b>
<b>TAFP AFTER VETOES</b>							
	PD	0.00	260,000	0	0	260,000	
	<b>Total</b>	<b>0.00</b>	<b>260,000</b>	<b>0</b>	<b>0</b>	<b>260,000</b>	
<b>DEPARTMENT CORE REQUEST</b>							
	PD	0.00	260,000	0	0	260,000	
	<b>Total</b>	<b>0.00</b>	<b>260,000</b>	<b>0</b>	<b>0</b>	<b>260,000</b>	
<b>GOVERNOR'S RECOMMENDED CORE</b>							
	PD	0.00	260,000	0	0	260,000	
	<b>Total</b>	<b>0.00</b>	<b>260,000</b>	<b>0</b>	<b>0</b>	<b>260,000</b>	

**DECISION ITEM DETAIL**

Budget Unit	FY 2015	FY 2015	FY 2016	FY 2016	FY 2017	FY 2017	FY 2017	FY 2017
Decision Item	ACTUAL	ACTUAL	BUDGET	BUDGET	DEPT REQ	DEPT REQ	GOV REC	GOV REC
Budget Object Class	DOLLAR	FTE	DOLLAR	FTE	DOLLAR	FTE	DOLLAR	FTE
<b>OFFSET DEBTS WITH TAX CREDITS</b>								
<b>CORE</b>								
REFUNDS	65,941	0.00	260,000	0.00	260,000	0.00	260,000	0.00
TOTAL - PD	65,941	0.00	260,000	0.00	260,000	0.00	260,000	0.00
<b>GRAND TOTAL</b>	<b>\$65,941</b>	<b>0.00</b>	<b>\$260,000</b>	<b>0.00</b>	<b>\$260,000</b>	<b>0.00</b>	<b>\$260,000</b>	<b>0.00</b>
GENERAL REVENUE	\$65,941	0.00	\$260,000	0.00	\$260,000	0.00	\$260,000	0.00
FEDERAL FUNDS	\$0	0.00	\$0	0.00	\$0	0.00	\$0	0.00
OTHER FUNDS	\$0	0.00	\$0	0.00	\$0	0.00	\$0	0.00

**DECISION ITEM SUMMARY**

Budget Unit	FY 2015	FY 2015	FY 2016	FY 2016	FY 2017	FY 2017	FY 2017	FY 2017
Decision Item	ACTUAL	ACTUAL	BUDGET	BUDGET	DEPT REQ	DEPT REQ	GOV REC	GOV REC
Budget Object Summary	DOLLAR	FTE	DOLLAR	FTE	DOLLAR	FTE	DOLLAR	FTE
Fund	DOLLAR	FTE	DOLLAR	FTE	DOLLAR	FTE	DOLLAR	FTE
<b>DEBT OFFSET TRANSFER</b>								
<b>CORE</b>								
FUND TRANSFERS								
GENERAL REVENUE	12,129,875	0.00	13,797,384	0.00	13,797,384	0.00	13,797,384	0.00
TOTAL - TRF	12,129,875	0.00	13,797,384	0.00	13,797,384	0.00	13,797,384	0.00
<b>TOTAL</b>	<b>12,129,875</b>	<b>0.00</b>	<b>13,797,384</b>	<b>0.00</b>	<b>13,797,384</b>	<b>0.00</b>	<b>13,797,384</b>	<b>0.00</b>
<b>GRAND TOTAL</b>	<b>\$12,129,875</b>	<b>0.00</b>	<b>\$13,797,384</b>	<b>0.00</b>	<b>\$13,797,384</b>	<b>0.00</b>	<b>\$13,797,384</b>	<b>0.00</b>

**CORE DECISION ITEM**

<b>Department of Revenue</b>	<b>Budget Unit</b> <u>87091C</u>
<b>Division of Taxation</b>	
<b>Core - Debt Offset Transfer</b>	<b>HB Section</b> <u>4.11</u>

**1. CORE FINANCIAL SUMMARY**

	FY 2017 Budget Request					FY 2017 Governor's Recommendation			
	GR	Federal	Other	Total		GR	Federal	Other	Total
<b>PS</b>	0	0	0	0	<b>PS</b>	0	0	0	0
<b>EE</b>	0	0	0	0	<b>EE</b>	0	0	0	0
<b>PSD</b>	0	0	0	0	<b>PSD</b>	0	0	0	0
<b>TRF</b>	13,797,384	0	0	13,797,384	<b>TRF</b>	13,797,384	0	0	13,797,384
<b>Total</b>	<u>13,797,384</u>	<u>0</u>	<u>0</u>	<u>13,797,384</u>	<b>Total</b>	<u>13,797,384</u>	<u>0</u>	<u>0</u>	<u>13,797,384</u>
<b>FTE</b>	<b>0.00</b>	<b>0.00</b>	<b>0.00</b>	<b>0.00</b>	<b>FTE</b>	<b>0.00</b>	<b>0.00</b>	<b>0.00</b>	<b>0.00</b>

<b>Est. Fringe</b>	0	0	0	0
--------------------	---	---	---	---

*Note: Fringes budgeted in House Bill 5 except for certain fringes budgeted directly to MoDOT, Highway Patrol, and Conservation.*

<b>Est. Fringe</b>	0	0	0	0
--------------------	---	---	---	---

*Note: Fringes budgeted in House Bill 5 except for certain fringes budgeted directly to MoDOT, Highway Patrol, and Conservation.*

Other Funds:

Other Funds:

**2. CORE DESCRIPTION**

Sections 143.782 through 143.748, RSMo, allow the Department of Revenue to intercept Missouri income tax refunds on behalf of state agencies, colleges, universities, and the federal government seeking satisfaction of any debt larger than \$25. This appropriation transfers the intercepted refunds from General Revenue to an escrow account allowing the agencies to apply the money towards the debt.

**3. PROGRAM LISTING (list programs included in this core funding)**

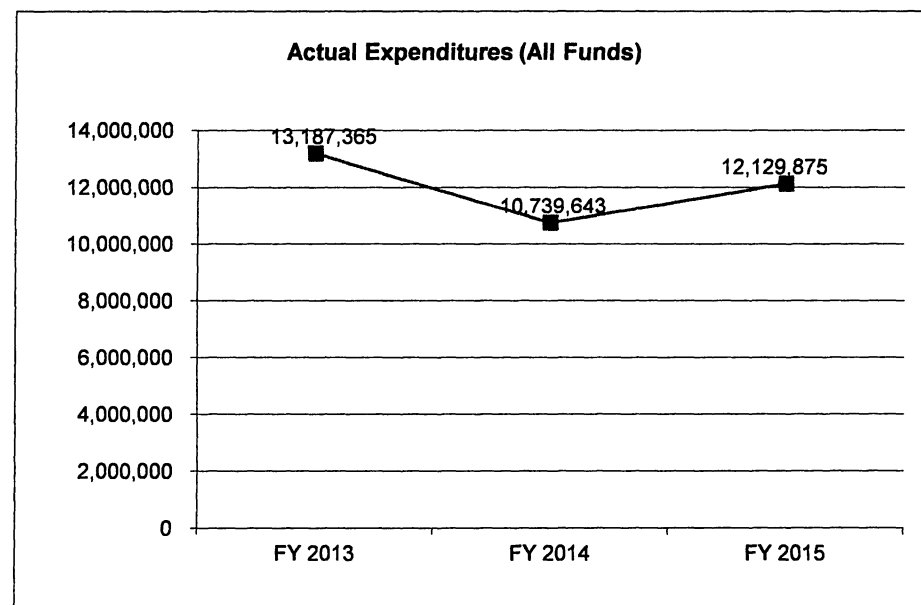
**CORE DECISION ITEM**

<b>Department of Revenue</b>	<b>Budget Unit</b> <u>87091C</u>
<b>Division of Taxation</b>	
<b>Core - Debt Offset Transfer</b>	<b>HB Section</b> <u>4.11</u>

**4. FINANCIAL HISTORY**

	<b>FY 2013 Actual</b>	<b>FY 2014 Actual</b>	<b>FY 2015 Actual</b>	<b>FY 2016 Current Yr.</b>
Appropriation (All Funds)	14,542,384	13,797,384	13,797,384	13,797,384
Less Reverted (All Funds)	0	0	0	0
Less Restricted (All Funds)	0	0	0	0
<b>Budget Authority (All Funds)</b>	<b>14,542,384</b>	<b>13,797,384</b>	<b>13,797,384</b>	<b>13,797,384</b>
Actual Expenditures (All Funds)	13,187,365	10,739,643	12,129,875	0
Unexpended (All Funds)	1,355,019	3,057,741	1,667,509	13,797,384
Unexpended, by Fund:				
General Revenue	1,355,019	3,057,741	1,667,509	0
Federal	0	0	0	0
Other	0	0	0	0

(1)



Reverted includes the statutory three-percent reserve amount (when applicable).

Restricted includes any Governor's Expenditure Restrictions which remained at the end of the fiscal year (when applicable).

**NOTES:**

(1) Appropriation increased \$3,250,000 through the use of "E".

**CORE RECONCILIATION DETAIL**

---

**DEPARTMENT OF REVENUE**  
**DEBT OFFSET TRANSFER**

---

**5. CORE RECONCILIATION DETAIL**

---

	<b>Budget Class</b>	<b>FTE</b>	<b>GR</b>	<b>Federal</b>	<b>Other</b>	<b>Total</b>	<b>Explanation</b>
<b>TAFP AFTER VETOES</b>							
	TRF	0.00	13,797,384	0	0	13,797,384	
	<b>Total</b>	<b>0.00</b>	<b>13,797,384</b>	<b>0</b>	<b>0</b>	<b>13,797,384</b>	
<b>DEPARTMENT CORE REQUEST</b>							
	TRF	0.00	13,797,384	0	0	13,797,384	
	<b>Total</b>	<b>0.00</b>	<b>13,797,384</b>	<b>0</b>	<b>0</b>	<b>13,797,384</b>	
<b>GOVERNOR'S RECOMMENDED CORE</b>							
	TRF	0.00	13,797,384	0	0	13,797,384	
	<b>Total</b>	<b>0.00</b>	<b>13,797,384</b>	<b>0</b>	<b>0</b>	<b>13,797,384</b>	



**DECISION ITEM DETAIL**

Budget Unit	FY 2015	FY 2015	FY 2016	FY 2016	FY 2017	FY 2017	FY 2017	FY 2017
Decision Item	ACTUAL	ACTUAL	BUDGET	BUDGET	DEPT REQ	DEPT REQ	GOV REC	GOV REC
Budget Object Class	DOLLAR	FTE	DOLLAR	FTE	DOLLAR	FTE	DOLLAR	FTE
<b>DEBT OFFSET TRANSFER</b>								
<b>CORE</b>								
TRANSFERS OUT	12,129,875	0.00	13,797,384	0.00	13,797,384	0.00	13,797,384	0.00
TOTAL - TRF	12,129,875	0.00	13,797,384	0.00	13,797,384	0.00	13,797,384	0.00
<b>GRAND TOTAL</b>	<b>\$12,129,875</b>	<b>0.00</b>	<b>\$13,797,384</b>	<b>0.00</b>	<b>\$13,797,384</b>	<b>0.00</b>	<b>\$13,797,384</b>	<b>0.00</b>
GENERAL REVENUE	\$12,129,875	0.00	\$13,797,384	0.00	\$13,797,384	0.00	\$13,797,384	0.00
FEDERAL FUNDS	\$0	0.00	\$0	0.00	\$0	0.00	\$0	0.00
OTHER FUNDS	\$0	0.00	\$0	0.00	\$0	0.00	\$0	0.00

**DECISION ITEM SUMMARY**

Budget Unit	FY 2015	FY 2015	FY 2016	FY 2016	FY 2017	FY 2017	FY 2017	FY 2017
Decision Item	ACTUAL	ACTUAL	BUDGET	BUDGET	DEPT REQ	DEPT REQ	GOV REC	GOV REC
Budget Object Summary								
Fund	DOLLAR	FTE	DOLLAR	FTE	DOLLAR	FTE	DOLLAR	FTE
<b>CIRCUIT COURTS ESCROW TRF</b>								
<b>CORE</b>								
FUND TRANSFERS								
GENERAL REVENUE	1,600,000	0.00	2,000,000	0.00	2,000,000	0.00	2,000,000	0.00
TOTAL - TRF	1,600,000	0.00	2,000,000	0.00	2,000,000	0.00	2,000,000	0.00
<b>TOTAL</b>	<b>1,600,000</b>	<b>0.00</b>	<b>2,000,000</b>	<b>0.00</b>	<b>2,000,000</b>	<b>0.00</b>	<b>2,000,000</b>	<b>0.00</b>
<b>DEBT OFFSET CIRCUIT COURTS INC - 1860005</b>								
FUND TRANSFERS								
GENERAL REVENUE	0	0.00	0	0.00	518,749	0.00	518,749	0.00
TOTAL - TRF	0	0.00	0	0.00	518,749	0.00	518,749	0.00
<b>TOTAL</b>	<b>0</b>	<b>0.00</b>	<b>0</b>	<b>0.00</b>	<b>518,749</b>	<b>0.00</b>	<b>518,749</b>	<b>0.00</b>
<b>GRAND TOTAL</b>	<b>\$1,600,000</b>	<b>0.00</b>	<b>\$2,000,000</b>	<b>0.00</b>	<b>\$2,518,749</b>	<b>0.00</b>	<b>\$2,518,749</b>	<b>0.00</b>

**CORE DECISION ITEM**

<b>Department of Revenue</b>	<b>Budget Unit</b> <u>87101C</u>
<b>Division of Taxation</b>	
<b>Core - Circuit Court Escrow Transfer</b>	<b>HB Section</b> <u>4.115</u>

**1. CORE FINANCIAL SUMMARY**

	FY 2017 Budget Request			
	GR	Federal	Other	Total
PS	0	0	0	0
EE	0	0	0	0
PSD	0	0	0	0
TRF	2,000,000	0	0	2,000,000
<b>Total</b>	<b>2,000,000</b>	<b>0</b>	<b>0</b>	<b>2,000,000</b>
FTE	0.00	0.00	0.00	0.00

	FY 2017 Governor's Recommendation			
	GR	Federal	Other	Total
PS	0	0	0	0
EE	0	0	0	0
PSD	0	0	0	0
TRF	2,000,000	0	0	2,000,000
<b>Total</b>	<b>2,000,000</b>	<b>0</b>	<b>0</b>	<b>2,000,000</b>
FTE	0.00	0.00	0.00	0.00

<b>Est. Fringe</b>	0	0	0	0
--------------------	---	---	---	---

*Note: Fringes budgeted in House Bill 5 except for certain fringes budgeted directly to MoDOT, Highway Patrol, and Conservation.*

<b>Est. Fringe</b>	0	0	0	0
--------------------	---	---	---	---

*Note: Fringes budgeted in House Bill 5 except for certain fringes budgeted directly to MoDOT, Highway Patrol, and Conservation.*

Other Funds:

Other Funds:

**2. CORE DESCRIPTION**

Sections 143.782 through 143.788, RSMo, allow the Department of Revenue to intercept Missouri income tax refunds on behalf of state agencies, colleges, universities, and the federal government seeking satisfaction of any debt larger than \$25. The Department uses this appropriation to transfer intercepted funds for debts owed to courts across the state to the Circuit Court Escrow Fund.

**3. PROGRAM LISTING (list programs included in this core funding)**

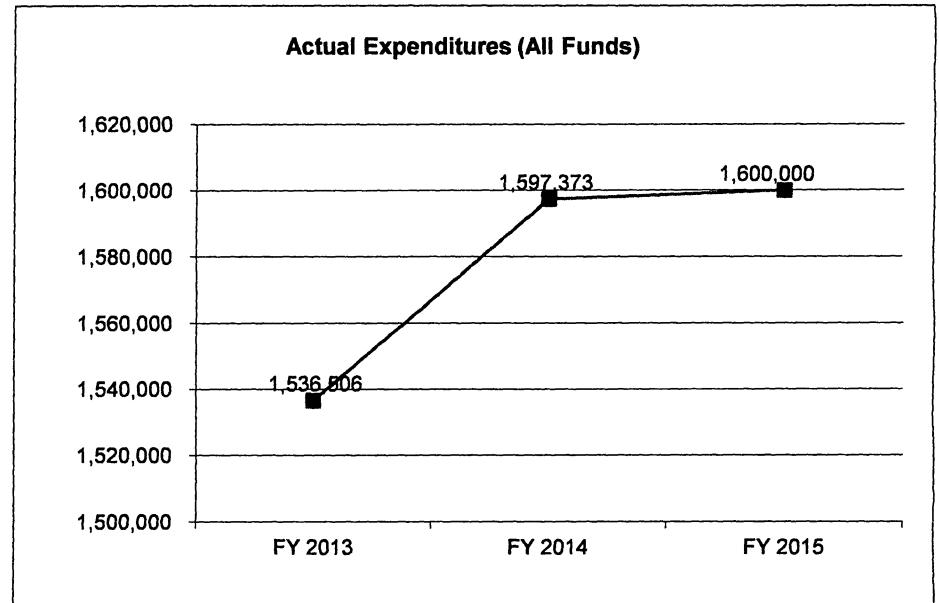
**CORE DECISION ITEM**

<b>Department of Revenue</b>	<b>Budget Unit</b> <u>87101C</u>
<b>Division of Taxation</b>	
<b>Core - Circuit Court Escrow Transfer</b>	<b>HB Section</b> <u>4.115</u>

**4. FINANCIAL HISTORY**

	<b>FY 2013 Actual</b>	<b>FY 2014 Actual</b>	<b>FY 2015 Actual</b>	<b>FY 2016 Current Yr.</b>
Appropriation (All Funds)	1,536,507	1,600,000	1,600,000	2,000,000
Less Reverted (All Funds)	0	0	0	0
Less Restricted (All Funds)	0	0	0	0
Budget Authority (All Funds)	1,536,507	1,600,000	1,600,000	2,000,000
Actual Expenditures (All Funds)	1,536,506	1,597,373	1,600,000	0
Unexpended (All Funds)	1	2,627	0	2,000,000
Unexpended, by Fund:				
General Revenue	1	2,627	0	0
Federal	0	0	0	0
Other	0	0	0	0

(1)



Reverted includes the statutory three-percent reserve amount (when applicable).

Restricted includes any Governor's Expenditure Restrictions which remained at the end of the fiscal year (when applicable).

**NOTES:**

(1) Appropriation increased \$1,031,007 to process transfer requests.

**CORE RECONCILIATION DETAIL**

**DEPARTMENT OF REVENUE  
CIRCUIT COURTS ESCROW TRF**

**5. CORE RECONCILIATION DETAIL**

	<b>Budget Class</b>	<b>FTE</b>	<b>GR</b>	<b>Federal</b>	<b>Other</b>	<b>Total</b>	<b>Explanation</b>
<b>TAFP AFTER VETOES</b>							
	TRF	0.00	2,000,000	0	0	2,000,000	
	<b>Total</b>	<b>0.00</b>	<b>2,000,000</b>	<b>0</b>	<b>0</b>	<b>2,000,000</b>	
<b>DEPARTMENT CORE REQUEST</b>							
	TRF	0.00	2,000,000	0	0	2,000,000	
	<b>Total</b>	<b>0.00</b>	<b>2,000,000</b>	<b>0</b>	<b>0</b>	<b>2,000,000</b>	
<b>GOVERNOR'S RECOMMENDED CORE</b>							
	TRF	0.00	2,000,000	0	0	2,000,000	
	<b>Total</b>	<b>0.00</b>	<b>2,000,000</b>	<b>0</b>	<b>0</b>	<b>2,000,000</b>	

**DECISION ITEM DETAIL**

Budget Unit	FY 2015	FY 2015	FY 2016	FY 2016	FY 2017	FY 2017	FY 2017	FY 2017
Decision Item	ACTUAL	ACTUAL	BUDGET	BUDGET	DEPT REQ	DEPT REQ	GOV REC	GOV REC
Budget Object Class	DOLLAR	FTE	DOLLAR	FTE	DOLLAR	FTE	DOLLAR	FTE
<b>CIRCUIT COURTS ESCROW TRF</b>								
<b>CORE</b>								
TRANSFERS OUT	1,600,000	0.00	2,000,000	0.00	2,000,000	0.00	2,000,000	0.00
<b>TOTAL - TRF</b>	<b>1,600,000</b>	<b>0.00</b>	<b>2,000,000</b>	<b>0.00</b>	<b>2,000,000</b>	<b>0.00</b>	<b>2,000,000</b>	<b>0.00</b>
<b>GRAND TOTAL</b>	<b>\$1,600,000</b>	<b>0.00</b>	<b>\$2,000,000</b>	<b>0.00</b>	<b>\$2,000,000</b>	<b>0.00</b>	<b>\$2,000,000</b>	<b>0.00</b>
GENERAL REVENUE	\$1,600,000	0.00	\$2,000,000	0.00	\$2,000,000	0.00	\$2,000,000	0.00
FEDERAL FUNDS	\$0	0.00	\$0	0.00	\$0	0.00	\$0	0.00
OTHER FUNDS	\$0	0.00	\$0	0.00	\$0	0.00	\$0	0.00

**NEW DECISION ITEM**  
**RANK: 9 OF 10**

<b>Department of Revenue</b>	<b>Budget Unit 87101C</b>
<b>Division of Taxation</b>	
<b>DI Name - Circuit Court Escrow Transfer Increase</b> <b>DI# 1860005</b>	<b>House Bill 4.115</b>

**1. AMOUNT OF REQUEST**

	FY 2017 Budget Request					FY 2017 Governor's Recommendation			
	GR	Federal	Other	Total		GR	Federal	Other	Total
PS	0	0	0	0	PS	0	0	0	0
EE	0	0	0	0	EE	0	0	0	0
PSD	518,749	0	0	518,749	PSD	518,749	0	0	518,749
TRF	0	0	0	0	TRF	0	0	0	0
<b>Total</b>	<b>518,749</b>	<b>0</b>	<b>0</b>	<b>518,749</b>	<b>Total</b>	<b>518,749</b>	<b>0</b>	<b>0</b>	<b>518,749</b>
FTE	0.00	0.00	0.00	0.00	FTE	0.00	0.00	0.00	0.00

<b>Est. Fringe</b>	0	0	0	0
--------------------	---	---	---	---

*Note: Fringes budgeted in House Bill 5 except for certain fringes budgeted directly to MoDOT, Highway Patrol, and Conservation.*

<b>Est. Fringe</b>	0	0	0	0
--------------------	---	---	---	---

*Note: Fringes budgeted in House Bill 5 except for certain fringes budgeted directly to MoDOT, Highway Patrol, and Conservation.*

Other Funds:

Other Funds:

**2. THIS REQUEST CAN BE CATEGORIZED AS:**

<input type="checkbox"/> New Legislation	<input type="checkbox"/> New Program	<input type="checkbox"/> Fund Switch
<input type="checkbox"/> Federal Mandate	<input type="checkbox"/> Program Expansion	<input checked="" type="checkbox"/> Cost to Continue
<input type="checkbox"/> GR Pick-Up	<input type="checkbox"/> Space Request	<input type="checkbox"/> Equipment Replacement
<input type="checkbox"/> Pay Plan	<input type="checkbox"/> Other: _____	

**3. WHY IS THIS FUNDING NEEDED? PROVIDE AN EXPLANATION FOR ITEMS CHECKED IN #2. INCLUDE THE FEDERAL OR STATE STATUTORY OR CONSTITUTIONAL AUTHORIZATION FOR THIS PROGRAM.**

Section 488.5028, RSMo, authorizes courts to collect delinquent court costs, fines and other sums due to the state or a political subdivision by offsetting an individual's income tax refund. Supreme Court Rule 21 requires all circuit courts to participate in the tax offset program. Over the last five fiscal years, the amount of debt offset increased by more than 55 percent. Total collections over the last three fiscal years increased on average by 12.4 percent. The projected offsets for FY17 will exceed the core of \$2 million by \$518,749.

The Department of Revenue requests an increase to its transfer appropriation to more accurately reflect the increased tax offsets. The Office of State Courts Administrator is requesting an increase to its spending authority appropriation by the same amount.

**NEW DECISION ITEM**

RANK: 9 OF 10

<b>Department of Revenue</b>	<b>Budget Unit</b> <u>87101C</u>
<b>Division of Taxation</b>	
<b>DI Name - Circuit Court Escrow Transfer Increase</b> <u>DI# 1860005</u>	<b>House Bill</b> <u>4.115</u>

**4. DESCRIBE THE DETAILED ASSUMPTIONS USED TO DERIVE THE SPECIFIC REQUESTED AMOUNT. (How did you determine that the requested number of FTE were appropriate? From what source or standard did you derive the requested levels of funding? Were alternatives such as outsourcing or automation considered? If based on new legislation, does request tie to TAFP fiscal note? If not, explain why. Detail which portions of the request are one-times and how those amounts were calculated.)**

Fiscal Year	Collections	% Increase
2012	\$1,407,261	
2013	\$1,536,506	9.18%
2014	\$1,666,811	8.48%
2015	\$1,993,151	19.58%
		12.41% 3 Year Average
2016	\$2,240,590	
2017	\$2,518,749	
<u>FY 2016 Core</u>	<u>\$2,000,000</u>	
<b><u>FY17 Request</u></b>	<b><u>\$518,749</u></b>	

**5. BREAK DOWN THE REQUEST BY BUDGET OBJECT CLASS, JOB CLASS, AND FUND SOURCE. IDENTIFY ONE-TIME COSTS.**

Budget Object Class/Job Class	Dept Req	Dept Req	Dept Req	Dept Req	Dept Req	Dept Req	Dept Req	Dept Req	Dept Req	Dept Req
	GR	GR	FED	FED	OTHER	OTHER	TOTAL	TOTAL	One-Time	
	DOLLARS	FTE	DOLLARS	FTE	DOLLARS	FTE	DOLLARS	FTE	DOLLARS	
<b>Total PS</b>	0	0.0	0	0.0	0	0.0	0	0.0	0	
<b>Total EE</b>	0		0		0		0		0	
Program Distributions	518,749						518,749			
<b>Total PSD</b>	<b>518,749</b>		0		0		<b>518,749</b>		0	
Transfers										
<b>Total TRF</b>	0		0		0		0		0	
<b>Grand Total</b>	<b>518,749</b>	<b>0.0</b>	<b>0</b>	<b>0.0</b>	<b>0</b>	<b>0.0</b>	<b>518,749</b>	<b>0.0</b>	<b>0</b>	



**NEW DECISION ITEM**  
**RANK: 9 OF 10**

<b>Department of Revenue</b>		<b>Budget Unit <u>87101C</u></b>							
<b>Division of Taxation</b>		<b>House Bill <u>4.115</u></b>							
<b>DI Name - Circuit Court Escrow Transfer Increase</b>		<b>DI# <u>1860005</u></b>							
<b>Budget Object Class/Job Class</b>	<b>Gov Rec GR DOLLARS</b>	<b>Gov Rec GR FTE</b>	<b>Gov Rec FED DOLLARS</b>	<b>Gov Rec FED FTE</b>	<b>Gov Rec OTHER DOLLARS</b>	<b>Gov Rec OTHER FTE</b>	<b>Gov Rec TOTAL DOLLARS</b>	<b>Gov Rec TOTAL FTE</b>	<b>Gov Rec One-Time DOLLARS</b>
							0	0.0	
							0	0.0	
<b>Total PS</b>	<b>0</b>	<b>0.0</b>	<b>0</b>	<b>0.0</b>	<b>0</b>	<b>0.0</b>	<b>0</b>	<b>0.0</b>	<b>0</b>
							0		
							0		
<b>Total EE</b>	<b>0</b>		<b>0</b>		<b>0</b>		<b>0</b>		<b>0</b>
Program Distributions	518,749						518,749		
<b>Total PSD</b>	<b>518,749</b>		<b>0</b>		<b>0</b>		<b>518,749</b>		<b>0</b>
Transfers									
<b>Total TRF</b>	<b>0</b>		<b>0</b>		<b>0</b>		<b>0</b>		<b>0</b>
<b>Grand Total</b>	<b>518,749</b>	<b>0.0</b>	<b>0</b>	<b>0.0</b>	<b>0</b>	<b>0.0</b>	<b>518,749</b>	<b>0.0</b>	<b>0</b>

**NEW DECISION ITEM**  
RANK: 9 OF 10

<b>Department of Revenue</b>	<b>Budget Unit</b>	<b>87101C</b>	
<b>Division of Taxation</b>			
<b>DI Name - Circuit Court Escrow Transfer Increase</b>	<b>DI# 1860005</b>	<b>House Bill</b>	<b>4.115</b>

**6. PERFORMANCE MEASURES (If new decision item has an associated core, separately identify projected performance with & without additional funding.)**

6a. Provide an effectiveness measure.

6b. Provide an efficiency measure.

6c. Provide the number of clients/individuals served, if applicable.

6d. Provide a customer satisfaction measure, if available.

**7. STRATEGIES TO ACHIEVE THE PERFORMANCE MEASUREMENT TARGETS:**

**DECISION ITEM DETAIL**

Budget Unit	FY 2015	FY 2015	FY 2016	FY 2016	FY 2017	FY 2017	FY 2017	FY 2017
Decision Item	ACTUAL	ACTUAL	BUDGET	BUDGET	DEPT REQ	DEPT REQ	GOV REC	GOV REC
Budget Object Class	DOLLAR	FTE	DOLLAR	FTE	DOLLAR	FTE	DOLLAR	FTE
<b>CIRCUIT COURTS ESCROW TRF</b>								
<b>DEBT OFFSET CIRCUIT COURTS INC - 1860005</b>								
TRANSFERS OUT	0	0.00	0	0.00	518,749	0.00	518,749	0.00
TOTAL - TRF	0	0.00	0	0.00	518,749	0.00	518,749	0.00
<b>GRAND TOTAL</b>	<b>\$0</b>	<b>0.00</b>	<b>\$0</b>	<b>0.00</b>	<b>\$518,749</b>	<b>0.00</b>	<b>\$518,749</b>	<b>0.00</b>
GENERAL REVENUE	\$0	0.00	\$0	0.00	\$518,749	0.00	\$518,749	0.00
FEDERAL FUNDS	\$0	0.00	\$0	0.00	\$0	0.00	\$0	0.00
OTHER FUNDS	\$0	0.00	\$0	0.00	\$0	0.00	\$0	0.00

**DECISION ITEM SUMMARY**

Budget Unit									
Decision Item	FY 2015	FY 2015	FY 2016	FY 2016	FY 2017	FY 2017	FY 2017	FY 2017	FY 2017
Budget Object Summary	ACTUAL	ACTUAL	BUDGET	BUDGET	DEPT REQ	DEPT REQ	GOV REC	GOV REC	GOV REC
Fund	DOLLAR	FTE	DOLLAR	FTE	DOLLAR	FTE	DOLLAR	FTE	FTE
<b>DEBT OFFSET</b>									
<b>CORE</b>									
<b>PROGRAM-SPECIFIC</b>									
DEBT OFFSET ESCROW	823,455	0.00	1,164,119	0.00	1,164,119	0.00	1,164,119	0.00	0.00
TOTAL - PD	823,455	0.00	1,164,119	0.00	1,164,119	0.00	1,164,119	0.00	0.00
<b>TOTAL</b>	<b>823,455</b>	<b>0.00</b>	<b>1,164,119</b>	<b>0.00</b>	<b>1,164,119</b>	<b>0.00</b>	<b>1,164,119</b>	<b>0.00</b>	<b>0.00</b>
<b>GRAND TOTAL</b>	<b>\$823,455</b>	<b>0.00</b>	<b>\$1,164,119</b>	<b>0.00</b>	<b>\$1,164,119</b>	<b>0.00</b>	<b>\$1,164,119</b>	<b>0.00</b>	<b>0.00</b>

**CORE DECISION ITEM**

<b>Department of Revenue</b>	<b>Budget Unit</b>	<b>87098C</b>
<b>Division of Taxation</b>		
<b>Core - Debt Offset Distribution</b>	<b>HB Section</b>	<b>4.12</b>

**1. CORE FINANCIAL SUMMARY**

	FY 2017 Budget Request			
	GR	Federal	Other	Total
PS	0	0	0	0
EE	0	0	0	0
PSD	0	0	1,164,119	1,164,119
TRF	0	0	0	0
<b>Total</b>	<b>0</b>	<b>0</b>	<b>1,164,119</b>	<b>1,164,119</b>
<b>FTE</b>	<b>0.00</b>	<b>0.00</b>	<b>0.00</b>	<b>0.00</b>

	FY 2017 Governor's Recommendation			
	GR	Federal	Other	Total
PS	0	0	0	0
EE	0	0	0	0
PSD	0	0	1,164,119	1,164,119
TRF	0	0	0	0
<b>Total</b>	<b>0</b>	<b>0</b>	<b>1,164,119</b>	<b>1,164,119</b>
<b>FTE</b>	<b>0.00</b>	<b>0.00</b>	<b>0.00</b>	<b>0.00</b>

<b>Est. Fringe</b>	0	0	0	0
--------------------	---	---	---	---

*Note: Fringes budgeted in House Bill 5 except for certain fringes budgeted directly to MoDOT, Highway Patrol, and Conservation.*

<b>Est. Fringe</b>	0	0	0	0
--------------------	---	---	---	---

*Note: Fringes budgeted in House Bill 5 except for certain fringes budgeted directly to MoDOT, Highway Patrol, and Conservation.*

Other Funds: Debt Offset Escrow Fund (0753)

Other Funds: Debt Offset Escrow (0753)

**2. CORE DESCRIPTION**

The Department of Revenue, pursuant to Sections 143.782 through 143.788, RSMo, places intercepted Missouri income tax refunds in an escrow account for the satisfaction of debts larger than \$25. This appropriation allows the Department to apply intercepted refunds towards delinquent motor vehicle sales and use taxes and motor vehicle and driver license fees.

The Department also executed a reciprocal agreement with the state of Kansas to intercept refunds for the satisfaction of debts between Kansas and Missouri. The program was implemented in Fiscal Year 2010. Through Fiscal Year 2015, Kansas intercepted \$4.7 million on behalf of Missouri. Missouri intercepted \$3.1 million on behalf of Kansas. This appropriation allows the Department to forward intercepted amounts to the state of Kansas.

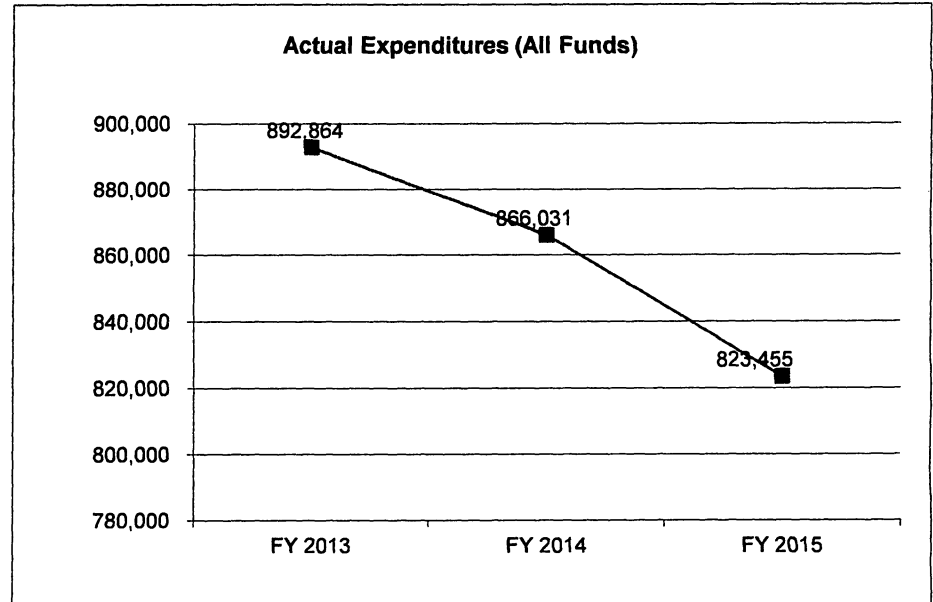
**3. PROGRAM LISTING (list programs included in this core funding)**

**CORE DECISION ITEM**

<b>Department of Revenue</b>	<b>Budget Unit</b> <u>87098C</u>
<b>Division of Taxation</b>	
<b>Core - Debt Offset Distribution</b>	<b>HB Section</b> <u>4.12</u>

**4. FINANCIAL HISTORY**

	<b>FY 2013 Actual</b>	<b>FY 2014 Actual</b>	<b>FY 2015 Actual</b>	<b>FY 2016 Current Yr.</b>
Appropriation (All Funds)	1,164,119	1,164,119	1,164,119	1,164,119
Less Reverted (All Funds)	0	0	0	0
Less Restricted (All Funds)	0	0	0	0
Budget Authority (All Funds)	1,164,119	1,164,119	1,164,119	1,164,119
Actual Expenditures (All Funds)	892,864	866,031	823,455	0
Unexpended (All Funds)	271,255	298,088	340,664	1,164,119
Unexpended, by Fund:				
General Revenue	0	0	0	0
Federal	0	0	0	0
Other	271,255	298,088	340,664	0



Reverted includes the statutory three-percent reserve amount (when applicable).

Restricted includes any Governor's Expenditure Restrictions which remained at the end of the fiscal year (when applicable).

**NOTES:**

**CORE RECONCILIATION DETAIL**

**DEPARTMENT OF REVENUE**

**DEBT OFFSET**

**5. CORE RECONCILIATION DETAIL**

	<b>Budget Class</b>	<b>FTE</b>	<b>GR</b>	<b>Federal</b>	<b>Other</b>	<b>Total</b>	<b>Explanation</b>
<b>TAFP AFTER VETOES</b>							
	PD	0.00	0	0	1,164,119	1,164,119	
	<b>Total</b>	<b>0.00</b>	<b>0</b>	<b>0</b>	<b>1,164,119</b>	<b>1,164,119</b>	
<b>DEPARTMENT CORE ADJUSTMENTS</b>							
Core Reallocation	1117 6957 PD	0.00	0	0	(100,000)	(100,000)	Core reallocation.
Core Reallocation	1117 3985 PD	0.00	0	0	100,000	100,000	Core reallocation.
	<b>NET DEPARTMENT CHANGES</b>	<b>0.00</b>	<b>0</b>	<b>0</b>	<b>0</b>	<b>0</b>	
<b>DEPARTMENT CORE REQUEST</b>							
	PD	0.00	0	0	1,164,119	1,164,119	
	<b>Total</b>	<b>0.00</b>	<b>0</b>	<b>0</b>	<b>1,164,119</b>	<b>1,164,119</b>	
<b>GOVERNOR'S RECOMMENDED CORE</b>							
	PD	0.00	0	0	1,164,119	1,164,119	
	<b>Total</b>	<b>0.00</b>	<b>0</b>	<b>0</b>	<b>1,164,119</b>	<b>1,164,119</b>	

**DECISION ITEM DETAIL**

Budget Unit	FY 2015	FY 2015	FY 2016	FY 2016	FY 2017	FY 2017	FY 2017	FY 2017
Decision Item	ACTUAL	ACTUAL	BUDGET	BUDGET	DEPT REQ	DEPT REQ	GOV REC	GOV REC
Budget Object Class	DOLLAR	FTE	DOLLAR	FTE	DOLLAR	FTE	DOLLAR	FTE
<b>DEBT OFFSET</b>								
<b>CORE</b>								
REFUNDS	823,455	0.00	1,164,119	0.00	1,164,119	0.00	1,164,119	0.00
TOTAL - PD	823,455	0.00	1,164,119	0.00	1,164,119	0.00	1,164,119	0.00
<b>GRAND TOTAL</b>	<b>\$823,455</b>	<b>0.00</b>	<b>\$1,164,119</b>	<b>0.00</b>	<b>\$1,164,119</b>	<b>0.00</b>	<b>\$1,164,119</b>	<b>0.00</b>
GENERAL REVENUE	\$0	0.00	\$0	0.00	\$0	0.00	\$0	0.00
FEDERAL FUNDS	\$0	0.00	\$0	0.00	\$0	0.00	\$0	0.00
OTHER FUNDS	\$823,455	0.00	\$1,164,119	0.00	\$1,164,119	0.00	\$1,164,119	0.00



**DECISION ITEM SUMMARY**

<b>Budget Unit</b>									
<b>Decision Item</b>	<b>FY 2015</b>	<b>FY 2015</b>	<b>FY 2016</b>	<b>FY 2016</b>	<b>FY 2017</b>	<b>FY 2017</b>	<b>FY 2017</b>	<b>FY 2017</b>	<b>FY 2017</b>
<b>Budget Object Summary</b>	<b>ACTUAL</b>	<b>ACTUAL</b>	<b>BUDGET</b>	<b>BUDGET</b>	<b>DEPT REQ</b>	<b>DEPT REQ</b>	<b>GOV REC</b>	<b>GOV REC</b>	<b>GOV REC</b>
<b>Fund</b>	<b>DOLLAR</b>	<b>FTE</b>	<b>DOLLAR</b>	<b>FTE</b>	<b>DOLLAR</b>	<b>FTE</b>	<b>DOLLAR</b>	<b>FTE</b>	<b>FTE</b>
<b>SCHOOL DIST TRST TRANSFER TO GR</b>									
<b>CORE</b>									
<b>FUND TRANSFERS</b>									
SCHOOL DISTRICT TRUST FUND	2,500,000	0.00	2,500,000	0.00	2,500,000	0.00	2,500,000	0.00	0.00
TOTAL - TRF	2,500,000	0.00	2,500,000	0.00	2,500,000	0.00	2,500,000	0.00	0.00
<b>TOTAL</b>	<b>2,500,000</b>	<b>0.00</b>	<b>2,500,000</b>	<b>0.00</b>	<b>2,500,000</b>	<b>0.00</b>	<b>2,500,000</b>	<b>0.00</b>	<b>0.00</b>
<b>GRAND TOTAL</b>	<b>\$2,500,000</b>	<b>0.00</b>	<b>\$2,500,000</b>	<b>0.00</b>	<b>\$2,500,000</b>	<b>0.00</b>	<b>\$2,500,000</b>	<b>0.00</b>	<b>0.00</b>

**CORE DECISION ITEM**

<b>Department of Revenue</b>	<b>Budget Unit</b> <u>87093C</u>
<b>Division of Taxation</b>	
<b>Core - School District Trust Fund Transfer</b>	<b>HB Section</b> <u>4.125</u>

**1. CORE FINANCIAL SUMMARY**

	FY 2017 Budget Request			
	GR	Federal	Other	Total
PS	0	0	0	0
EE	0	0	0	0
PSD	0	0	0	0
TRF	0	0	2,500,000	2,500,000
<b>Total</b>	<b>0</b>	<b>0</b>	<b>2,500,000</b>	<b>2,500,000</b>
<b>FTE</b>	<b>0.00</b>	<b>0.00</b>	<b>0.00</b>	<b>0.00</b>

	FY 2017 Governor's Recommendation			
	GR	Federal	Other	Total
PS	0	0	0	0
EE	0	0	0	0
PSD	0	0	0	0
TRF	0	0	2,500,000	2,500,000
<b>Total</b>	<b>0</b>	<b>0</b>	<b>2,500,000</b>	<b>2,500,000</b>
<b>FTE</b>	<b>0.00</b>	<b>0.00</b>	<b>0.00</b>	<b>0.00</b>

<b>Est. Fringe</b>	0	0	0	0
--------------------	---	---	---	---

*Note: Fringes budgeted in House Bill 5 except for certain fringes budgeted directly to MoDOT, Highway Patrol, and Conservation.*

<b>Est. Fringe</b>	0	0	0	0
--------------------	---	---	---	---

*Note: Fringes budgeted in House Bill 5 except for certain fringes budgeted directly to MoDOT, Highway Patrol, and Conservation.*

Other Funds: School District Trust Fund (0688)

Other Funds: School District Trust Fund (0688)

**2. CORE DESCRIPTION**

The Department of Revenue requests \$2.5 million be transferred from the School District Trust Fund to the credit of the General Revenue. The Department designates one cent on the dollar of the sales and use taxes collected, according to Proposition C, as local tax revenue to be deposited into the School District Trust Fund. The money in the fund is distributed to the public school districts of the state as provided in Sections 163.031 and 163.087, RSMo. Section 144.701, RSMo, provides a state collection fee not to exceed \$2.5 million or 1 percent of the amount deposited in the School District Trust Fund, whichever is less.

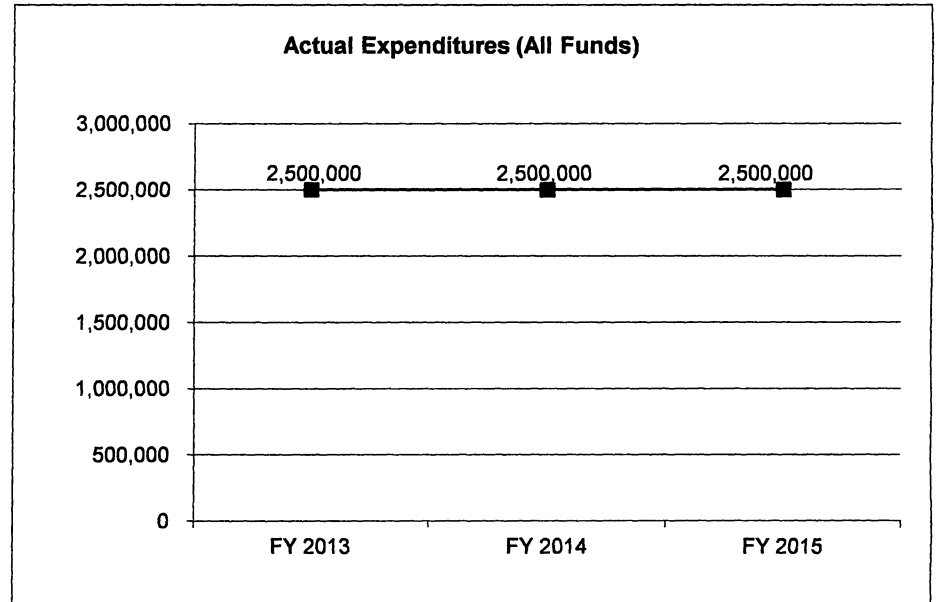
**3. PROGRAM LISTING (list programs included in this core funding)**

**CORE DECISION ITEM**

<b>Department of Revenue</b>	<b>Budget Unit</b> <u>87093C</u>
<b>Division of Taxation</b>	
<b>Core - School District Trust Fund Transfer</b>	<b>HB Section</b> <u>4.125</u>

**4. FINANCIAL HISTORY**

	FY 2013 Actual	FY 2014 Actual	FY 2015 Actual	FY 2016 Current Yr.
Appropriation (All Funds)	2,500,000	2,500,000	2,500,000	2,500,000
Less Reverted (All Funds)	0	0	0	0
Less Restricted (All Funds)	0	0	0	0
Budget Authority (All Funds)	2,500,000	2,500,000	2,500,000	2,500,000
Actual Expenditures (All Funds)	2,500,000	2,500,000	2,500,000	0
Unexpended (All Funds)	0	0	0	2,500,000
Unexpended, by Fund:				
General Revenue	0	0	0	0
Federal	0	0	0	0
Other	0	0	0	0



Reverted includes the statutory three-percent reserve amount (when applicable).

Restricted includes any Governor's Expenditure Restrictions which remained at the end of the fiscal year (when applicable).

**NOTES:**

**CORE RECONCILIATION DETAIL**

---

**DEPARTMENT OF REVENUE**  
**SCHOOL DIST TRST TRNSFER TO GR**

---

**5. CORE RECONCILIATION DETAIL**

---

	<b>Budget Class</b>	<b>FTE</b>	<b>GR</b>	<b>Federal</b>	<b>Other</b>	<b>Total</b>	<b>Explanation</b>
<b>TAFP AFTER VETOES</b>							
	TRF	0.00	0	0	2,500,000	2,500,000	
	<b>Total</b>	<b>0.00</b>	<b>0</b>	<b>0</b>	<b>2,500,000</b>	<b>2,500,000</b>	
<b>DEPARTMENT CORE REQUEST</b>							
	TRF	0.00	0	0	2,500,000	2,500,000	
	<b>Total</b>	<b>0.00</b>	<b>0</b>	<b>0</b>	<b>2,500,000</b>	<b>2,500,000</b>	
<b>GOVERNOR'S RECOMMENDED CORE</b>							
	TRF	0.00	0	0	2,500,000	2,500,000	
	<b>Total</b>	<b>0.00</b>	<b>0</b>	<b>0</b>	<b>2,500,000</b>	<b>2,500,000</b>	

**DECISION ITEM DETAIL**

Budget Unit	FY 2015	FY 2015	FY 2016	FY 2016	FY 2017	FY 2017	FY 2017	FY 2017
Decision Item	ACTUAL	ACTUAL	BUDGET	BUDGET	DEPT REQ	DEPT REQ	GOV REC	GOV REC
Budget Object Class	DOLLAR	FTE	DOLLAR	FTE	DOLLAR	FTE	DOLLAR	FTE
<b>SCHOOL DIST TRST TRNSFER TO GR</b>								
<b>CORE</b>								
TRANSFERS OUT	2,500,000	0.00	2,500,000	0.00	2,500,000	0.00	2,500,000	0.00
TOTAL - TRF	2,500,000	0.00	2,500,000	0.00	2,500,000	0.00	2,500,000	0.00
<b>GRAND TOTAL</b>	<b>\$2,500,000</b>	<b>0.00</b>	<b>\$2,500,000</b>	<b>0.00</b>	<b>\$2,500,000</b>	<b>0.00</b>	<b>\$2,500,000</b>	<b>0.00</b>
GENERAL REVENUE	\$0	0.00	\$0	0.00	\$0	0.00	\$0	0.00
FEDERAL FUNDS	\$0	0.00	\$0	0.00	\$0	0.00	\$0	0.00
OTHER FUNDS	\$2,500,000	0.00	\$2,500,000	0.00	\$2,500,000	0.00	\$2,500,000	0.00

**DECISION ITEM SUMMARY**

<b>Budget Unit</b>								
<b>Decision Item</b>	<b>FY 2015</b>	<b>FY 2015</b>	<b>FY 2016</b>	<b>FY 2016</b>	<b>FY 2017</b>	<b>FY 2017</b>	<b>FY 2017</b>	<b>FY 2017</b>
<b>Budget Object Summary</b>	<b>ACTUAL</b>	<b>ACTUAL</b>	<b>BUDGET</b>	<b>BUDGET</b>	<b>DEPT REQ</b>	<b>DEPT REQ</b>	<b>GOV REC</b>	<b>GOV REC</b>
<b>Fund</b>	<b>DOLLAR</b>	<b>FTE</b>	<b>DOLLAR</b>	<b>FTE</b>	<b>DOLLAR</b>	<b>FTE</b>	<b>DOLLAR</b>	<b>FTE</b>
<b>PARK SALES TAX TRANSFER TO GR</b>								
<b>CORE</b>								
<b>FUND TRANSFERS</b>								
PARKS SALES TAX	282,678	0.00	300,000	0.00	300,000	0.00	300,000	0.00
TOTAL - TRF	282,678	0.00	300,000	0.00	300,000	0.00	300,000	0.00
<b>TOTAL</b>	<b>282,678</b>	<b>0.00</b>	<b>300,000</b>	<b>0.00</b>	<b>300,000</b>	<b>0.00</b>	<b>300,000</b>	<b>0.00</b>
<b>GRAND TOTAL</b>	<b>\$282,678</b>	<b>0.00</b>	<b>\$300,000</b>	<b>0.00</b>	<b>\$300,000</b>	<b>0.00</b>	<b>\$300,000</b>	<b>0.00</b>

**CORE DECISION ITEM**

<b>Department of Revenue</b>	<b>Budget Unit</b> <u>87094C</u>
<b>Division of Taxation</b>	
<b>Core - Parks Sales Tax Transfer</b>	<b>HB Section</b> <u>4.13</u>

**1. CORE FINANCIAL SUMMARY**

	FY 2017 Budget Request			
	GR	Federal	Other	Total
PS	0	0	0	0
EE	0	0	0	0
PSD	0	0	0	0
TRF	0	0	300,000	300,000
<b>Total</b>	<b>0</b>	<b>0</b>	<b>300,000</b>	<b>300,000</b>

FTE                                      0.00                      0.00                      0.00                      0.00

<b>Est. Fringe</b>	0	0	0	0
--------------------	---	---	---	---

*Note: Fringes budgeted in House Bill 5 except for certain fringes budgeted directly to MoDOT, Highway Patrol, and Conservation.*

Other Funds:      Parks Sales Tax Fund (0613)

	FY 2017 Governor's Recommendation			
	GR	Federal	Other	Total
PS	0	0	0	0
EE	0	0	0	0
PSD	0	0	0	0
TRF	0	0	300,000	300,000
<b>Total</b>	<b>0</b>	<b>0</b>	<b>300,000</b>	<b>300,000</b>

FTE                                      0.00                      0.00                      0.00                      0.00

<b>Est. Fringe</b>	0	0	0	0
--------------------	---	---	---	---

*Note: Fringes budgeted in House Bill 5 except for certain fringes budgeted directly to MoDOT, Highway Patrol, and Conservation.*

Other Funds: Parks Sales Tax Fund (0613)

**2. CORE DESCRIPTION**

The Department of Revenue collects one-tenth of one percent additional sales tax on the taxable sales at retail in this state for the Department of Natural Resources. Article IV, Section 47(a) of the Missouri Constitution authorizes this collection. The Department uses this appropriation to transfer sixty-six hundredths percent of the funds received from the Parks Sales Tax Fund to the General Revenue Fund.

**3. PROGRAM LISTING (list programs included in this core funding)**

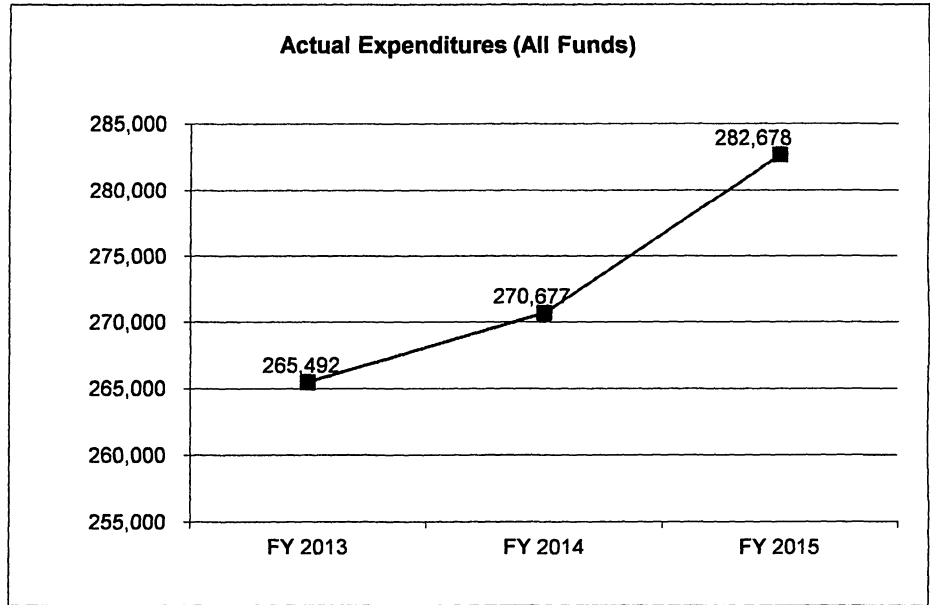
**CORE DECISION ITEM**

<b>Department of Revenue</b>	<b>Budget Unit</b> <u>87094C</u>
<b>Division of Taxation</b>	
<b>Core - Parks Sales Tax Transfer</b>	<b>HB Section</b> <u>4.13</u>

**4. FINANCIAL HISTORY**

	FY 2013 Actual	FY 2014 Actual	FY 2015 Actual	FY 2016 Current Yr.
Appropriation (All Funds)	265,493	300,000	300,000	300,000
Less Reverted (All Funds)	0	0	0	0
Less Restricted (All Funds)	0	0	0	0
Budget Authority (All Funds)	265,493	300,000	300,000	300,000
Actual Expenditures (All Funds)	265,492	270,677	282,678	0
Unexpended (All Funds)	1	29,323	17,322	300,000
Unexpended, by Fund:				
General Revenue	0	0	0	0
Federal	0	0	0	0
Other	1	29,323	17,322	0

(1)



Reverted includes the statutory three-percent reserve amount (when applicable).

Restricted includes any Governor's Expenditure Restrictions which remained at the end of the fiscal year (when applicable).

**NOTES:**

(1) Appropriation increased \$25,493 to process the annual transfer.



**CORE RECONCILIATION DETAIL**

**DEPARTMENT OF REVENUE  
PARK SALES TAX TRANSFER TO GR**

**5. CORE RECONCILIATION DETAIL**

	<b>Budget Class</b>	<b>FTE</b>	<b>GR</b>	<b>Federal</b>	<b>Other</b>	<b>Total</b>	<b>Explanation</b>
<b>TAFP AFTER VETOES</b>							
	TRF	0.00	0	0	300,000	300,000	
	<b>Total</b>	<b>0.00</b>	<b>0</b>	<b>0</b>	<b>300,000</b>	<b>300,000</b>	
<b>DEPARTMENT CORE REQUEST</b>							
	TRF	0.00	0	0	300,000	300,000	
	<b>Total</b>	<b>0.00</b>	<b>0</b>	<b>0</b>	<b>300,000</b>	<b>300,000</b>	
<b>GOVERNOR'S RECOMMENDED CORE</b>							
	TRF	0.00	0	0	300,000	300,000	
	<b>Total</b>	<b>0.00</b>	<b>0</b>	<b>0</b>	<b>300,000</b>	<b>300,000</b>	

**DECISION ITEM DETAIL**

Budget Unit	FY 2015	FY 2015	FY 2016	FY 2016	FY 2017	FY 2017	FY 2017	FY 2017
Decision Item	ACTUAL	ACTUAL	BUDGET	BUDGET	DEPT REQ	DEPT REQ	GOV REC	GOV REC
Budget Object Class	DOLLAR	FTE	DOLLAR	FTE	DOLLAR	FTE	DOLLAR	FTE
<b>PARK SALES TAX TRANSFER TO GR</b>								
<b>CORE</b>								
TRANSFERS OUT	282,678	0.00	300,000	0.00	300,000	0.00	300,000	0.00
TOTAL - TRF	282,678	0.00	300,000	0.00	300,000	0.00	300,000	0.00
<b>GRAND TOTAL</b>	<b>\$282,678</b>	<b>0.00</b>	<b>\$300,000</b>	<b>0.00</b>	<b>\$300,000</b>	<b>0.00</b>	<b>\$300,000</b>	<b>0.00</b>
GENERAL REVENUE	\$0	0.00	\$0	0.00	\$0	0.00	\$0	0.00
FEDERAL FUNDS	\$0	0.00	\$0	0.00	\$0	0.00	\$0	0.00
OTHER FUNDS	\$282,678	0.00	\$300,000	0.00	\$300,000	0.00	\$300,000	0.00

**DECISION ITEM SUMMARY**

Budget Unit	FY 2015	FY 2015	FY 2016	FY 2016	FY 2017	FY 2017	FY 2017	FY 2017
Decision Item	ACTUAL	ACTUAL	BUDGET	BUDGET	DEPT REQ	DEPT REQ	GOV REC	GOV REC
Budget Object Summary	DOLLAR	FTE	DOLLAR	FTE	DOLLAR	FTE	DOLLAR	FTE
Fund	DOLLAR	FTE	DOLLAR	FTE	DOLLAR	FTE	DOLLAR	FTE
<b>SOIL &amp; WATER SALS TX TRF TO GR</b>								
<b>CORE</b>								
<b>FUND TRANSFERS</b>								
SOIL AND WATER SALES TAX	282,679	0.00	300,000	0.00	300,000	0.00	300,000	0.00
TOTAL - TRF	282,679	0.00	300,000	0.00	300,000	0.00	300,000	0.00
<b>TOTAL</b>	<b>282,679</b>	<b>0.00</b>	<b>300,000</b>	<b>0.00</b>	<b>300,000</b>	<b>0.00</b>	<b>300,000</b>	<b>0.00</b>
<b>GRAND TOTAL</b>	<b>\$282,679</b>	<b>0.00</b>	<b>\$300,000</b>	<b>0.00</b>	<b>\$300,000</b>	<b>0.00</b>	<b>\$300,000</b>	<b>0.00</b>

**CORE DECISION ITEM**

<b>Department of Revenue</b>	<b>Budget Unit</b>	<b>87096C</b>
<b>Division of Taxation</b>	<b>HB Section</b>	<b>4.135</b>
<b>Core - Soil and Water Sales Tax Transfer</b>		

**1. CORE FINANCIAL SUMMARY**

	FY 2017 Budget Request			
	GR	Federal	Other	Total
PS	0	0	0	0
EE	0	0	0	0
PSD	0	0	0	0
TRF	0	0	300,000	300,000
<b>Total</b>	<b>0</b>	<b>0</b>	<b>300,000</b>	<b>300,000</b>
<b>FTE</b>	<b>0.00</b>	<b>0.00</b>	<b>0.00</b>	<b>0.00</b>

	FY 2017 Governor's Recommendation			
	GR	Federal	Other	Total
PS	0	0	0	0
EE	0	0	0	0
PSD	0	0	0	0
TRF	0	0	300,000	300,000
<b>Total</b>	<b>0</b>	<b>0</b>	<b>300,000</b>	<b>300,000</b>
<b>FTE</b>	<b>0.00</b>	<b>0.00</b>	<b>0.00</b>	<b>0.00</b>

<b>Est. Fringe</b>	0	0	0	0
--------------------	---	---	---	---

*Note: Fringes budgeted in House Bill 5 except for certain fringes budgeted directly to MoDOT, Highway Patrol, and Conservation.*

<b>Est. Fringe</b>	0	0	0	0
--------------------	---	---	---	---

*Note: Fringes budgeted in House Bill 5 except for certain fringes budgeted directly to MoDOT, Highway Patrol, and Conservation.*

Other Funds: Soil and Water Sales Tax Fund (0614)

Other Funds: Soil and Water Sales Tax Fund (0614)

**2. CORE DESCRIPTION**

The Department of Revenue collects one-tenth of one percent additional sales tax on the taxable sales at retail in this state for the Department of Natural Resources. Article IV, Section 47(a) of the Missouri Constitution authorizes this collection. The Department uses this appropriation to transfer sixty-six hundredths percent of the funds received from the Soil and Water Sales Tax Fund to the General Revenue Fund.

**3. PROGRAM LISTING (list programs included in this core funding)**

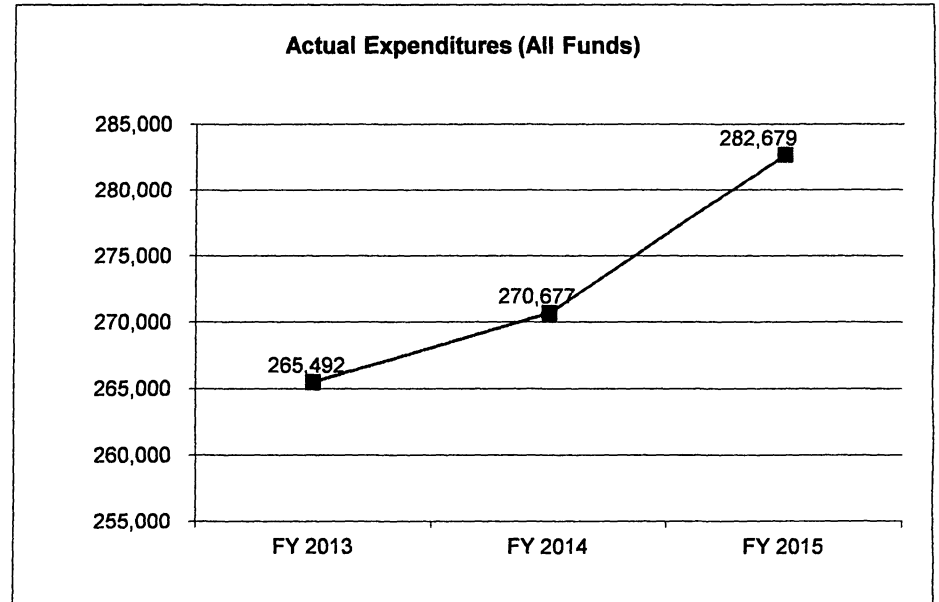
**CORE DECISION ITEM**

<b>Department of Revenue</b>	<b>Budget Unit</b> <u>87096C</u>
<b>Division of Taxation</b>	
<b>Core - Soil and Water Sales Tax Transfer</b>	<b>HB Section</b> <u>4.135</u>

**4. FINANCIAL HISTORY**

	FY 2013 Actual	FY 2014 Actual	FY 2015 Actual	FY 2016 Current Yr.
Appropriation (All Funds)	265,493	300,000	300,000	300,000
Less Reverted (All Funds)	0	0	0	0
Less Restricted (All Funds)	0	0	0	0
Budget Authority (All Funds)	265,493	300,000	300,000	300,000
Actual Expenditures (All Funds)	265,492	270,677	282,679	0
Unexpended (All Funds)	1	29,323	17,321	300,000
Unexpended, by Fund:				
General Revenue	0	0	0	0
Federal	0	0	0	0
Other	1	29,323	17,321	0

(1)



Reverted includes the statutory three-percent reserve amount (when applicable).

Restricted includes any Governor's Expenditure Restrictions which remained at the end of the fiscal year (when applicable).

**NOTES:**

(1) Appropriation increased \$25,493 to process the annual transfer.

**CORE RECONCILIATION DETAIL**

---

**DEPARTMENT OF REVENUE  
SOIL & WATER SALS TX TRF TO GR**

---

**5. CORE RECONCILIATION DETAIL**

---

	<b>Budget Class</b>	<b>FTE</b>	<b>GR</b>	<b>Federal</b>	<b>Other</b>	<b>Total</b>	<b>Explanation</b>
<b>TAFP AFTER VETOES</b>							
	TRF	0.00	0	0	300,000	300,000	
	<b>Total</b>	<b>0.00</b>	<b>0</b>	<b>0</b>	<b>300,000</b>	<b>300,000</b>	
<b>DEPARTMENT CORE REQUEST</b>							
	TRF	0.00	0	0	300,000	300,000	
	<b>Total</b>	<b>0.00</b>	<b>0</b>	<b>0</b>	<b>300,000</b>	<b>300,000</b>	
<b>GOVERNOR'S RECOMMENDED CORE</b>							
	TRF	0.00	0	0	300,000	300,000	
	<b>Total</b>	<b>0.00</b>	<b>0</b>	<b>0</b>	<b>300,000</b>	<b>300,000</b>	

**DECISION ITEM DETAIL**

Budget Unit	FY 2015	FY 2015	FY 2016	FY 2016	FY 2017	FY 2017	FY 2017	FY 2017
Decision Item	ACTUAL	ACTUAL	BUDGET	BUDGET	DEPT REQ	DEPT REQ	GOV REC	GOV REC
Budget Object Class	DOLLAR	FTE	DOLLAR	FTE	DOLLAR	FTE	DOLLAR	FTE
<b>SOIL &amp; WATER SALS TX TRF TO GR</b>								
<b>CORE</b>								
TRANSFERS OUT	282,679	0.00	300,000	0.00	300,000	0.00	300,000	0.00
TOTAL - TRF	282,679	0.00	300,000	0.00	300,000	0.00	300,000	0.00
<b>GRAND TOTAL</b>	<b>\$282,679</b>	<b>0.00</b>	<b>\$300,000</b>	<b>0.00</b>	<b>\$300,000</b>	<b>0.00</b>	<b>\$300,000</b>	<b>0.00</b>
GENERAL REVENUE	\$0	0.00	\$0	0.00	\$0	0.00	\$0	0.00
FEDERAL FUNDS	\$0	0.00	\$0	0.00	\$0	0.00	\$0	0.00
OTHER FUNDS	\$282,679	0.00	\$300,000	0.00	\$300,000	0.00	\$300,000	0.00

**DECISION ITEM SUMMARY**

Budget Unit									
Decision Item	FY 2015	FY 2015	FY 2016	FY 2016	FY 2017	FY 2017	FY 2017	FY 2017	FY 2017
Budget Object Summary	ACTUAL	ACTUAL	BUDGET	BUDGET	DEPT REQ	DEPT REQ	GOV REC	GOV REC	GOV REC
Fund	DOLLAR	FTE	DOLLAR	FTE	DOLLAR	FTE	DOLLAR	FTE	FTE
<b>INCOME TAX CHECK OFF TRANSFER</b>									
<b>CORE</b>									
FUND TRANSFERS									
GENERAL REVENUE	394,190	0.00	396,000	0.00	396,000	0.00	396,000	0.00	0.00
TOTAL - TRF	394,190	0.00	396,000	0.00	396,000	0.00	396,000	0.00	0.00
<b>TOTAL</b>	<b>394,190</b>	<b>0.00</b>	<b>396,000</b>	<b>0.00</b>	<b>396,000</b>	<b>0.00</b>	<b>396,000</b>	<b>0.00</b>	<b>0.00</b>
<b>TAX CHECK-OFF TRANSFER INC - 1860006</b>									
FUND TRANSFERS									
GENERAL REVENUE	0	0.00	0	0.00	75,000	0.00	75,000	0.00	0.00
TOTAL - TRF	0	0.00	0	0.00	75,000	0.00	75,000	0.00	0.00
<b>TOTAL</b>	<b>0</b>	<b>0.00</b>	<b>0</b>	<b>0.00</b>	<b>75,000</b>	<b>0.00</b>	<b>75,000</b>	<b>0.00</b>	<b>0.00</b>
<b>GRAND TOTAL</b>	<b>\$394,190</b>	<b>0.00</b>	<b>\$396,000</b>	<b>0.00</b>	<b>\$471,000</b>	<b>0.00</b>	<b>\$471,000</b>	<b>0.00</b>	<b>0.00</b>



**CORE DECISION ITEM**

<b>Department of Revenue</b>	<b>Budget Unit</b> <u>87100C</u>
<b>Division of Taxation</b>	
<b>Core - Income Tax Check-Off Transfers</b>	<b>HB Section</b> <u>4.14</u>

**1. CORE FINANCIAL SUMMARY**

	FY 2017 Budget Request					FY 2017 Governor's Recommendation			
	GR	Federal	Other	Total		GR	Federal	Other	Total
PS	0	0	0	0	PS	0	0	0	0
EE	0	0	0	0	EE	0	0	0	0
PSD	0	0	0	0	PSD	0	0	0	0
TRF	396,000	0	0	396,000	TRF	396,000	0	0	396,000
<b>Total</b>	<b>396,000</b>	<b>0</b>	<b>0</b>	<b>396,000</b>	<b>Total</b>	<b>396,000</b>	<b>0</b>	<b>0</b>	<b>396,000</b> E
<b>FTE</b>	<b>0.00</b>	<b>0.00</b>	<b>0.00</b>	<b>0.00</b>	<b>FTE</b>	<b>0.00</b>	<b>0.00</b>	<b>0.00</b>	<b>0.00</b>

<b>Est. Fringe</b>	0	0	0	0
--------------------	---	---	---	---

*Note: Fringes budgeted in House Bill 5 except for certain fringes budgeted directly to MoDOT, Highway Patrol, and Conservation.*

<b>Est. Fringe</b>	0	0	0	0
--------------------	---	---	---	---

*Note: Fringes budgeted in House Bill 5 except for certain fringes budgeted directly to MoDOT, Highway Patrol, and Conservation.*

Other Funds:

Other Funds:

**2. CORE DESCRIPTION**

Sections 143.1000 through 143.1027, RSMo, allow any individual or corporation entitled to a tax refund to designate a portion to the trust funds indicated below. The Department of Revenue collects the contributions on various tax returns and then transfers the designated amounts to the appropriate fund. The Department uses this appropriation to transfer funds from the General Revenue Fund to the designated trust funds.

ALS Lou Gehrig's Disease Fund (0703)  
 American Cancer Society Heartland Division, Inc. Fund (0700)  
 American Diabetes Association Gateway Area Fund (0713)  
 American Heart Association Fund (0714)  
 American Red Cross Fund (0987)  
 Arthritis Foundation Fund (0708)  
 Childhood Lead Testing Fund (0899)  
 Children's Trust Fund (0694)  
 Development Disabilities Waiting List Equity Trust Fund (0986)  
 Division of Aging-Elderly Home-Delivered Meals Trust Fund (0296)  
 Foster Care and Adoptive Parents Recruitment and Retention Fund (0979)

March of Dimes Fund (0716)  
 Missouri Military Family Relief Fund (0719)  
 Missouri National Guard Foundation Fund (0494)  
 Muscular Dystrophy Association Fund (0707)  
 National Guard Trust Fund (0900)  
 National Multiple Sclerosis Society (0709)  
 Organ Donor Program Fund (0824)  
 Pediatric Cancer Research Trust Fund (0959)  
 Puppy Protection Trust Fund (0985)  
 Veterans Trust Fund (0579)  
 Workers' Memorial Fund (0895)

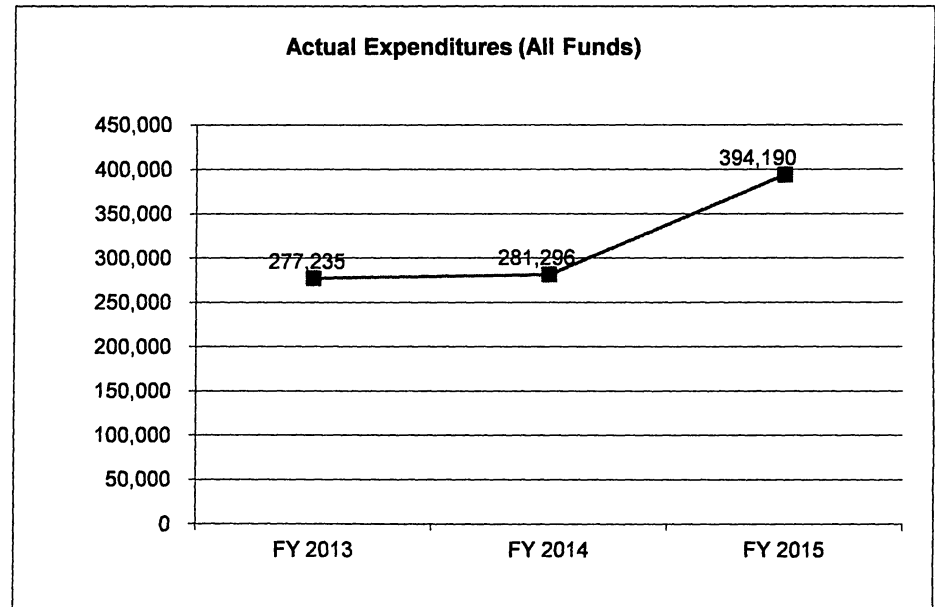
**CORE DECISION ITEM**

<b>Department of Revenue</b>	<b>Budget Unit</b> <u>87100C</u>
<b>Division of Taxation</b>	
<b>Core - Income Tax Check-Off Transfers</b>	<b>HB Section</b> <u>4.14</u>

**3. PROGRAM LISTING (list programs included in this core funding)**

**4. FINANCIAL HISTORY**

	<b>FY 2013 Actual</b>	<b>FY 2014 Actual</b>	<b>FY 2015 Actual</b>	<b>FY 2016 Current Yr.</b>
Appropriation (All Funds)	396,000	396,000	396,000	396,000
Less Reverted (All Funds)	0	0	0	0
Less Restricted (All Funds)	0	0	0	0
Budget Authority (All Funds)	396,000	396,000	396,000	396,000
Actual Expenditures (All Funds)	277,235	281,296	394,190	0
Unexpended (All Funds)	118,765	114,704	1,810	396,000
Unexpended, by Fund:				
General Revenue	118,765	114,704	1,810	0
Federal	0	0	0	0
Other	0	0	0	0



Reverted includes the statutory three-percent reserve amount (when applicable).

Restricted includes any Governor's Expenditure Restrictions which remained at the end of the fiscal year (when applicable).

**NOTES:**

**CORE RECONCILIATION DETAIL**

**DEPARTMENT OF REVENUE**  
**INCOME TAX CHECK OFF TRANSFER**

**5. CORE RECONCILIATION DETAIL**

			<b>Budget Class</b>	<b>FTE</b>	<b>GR</b>	<b>Federal</b>	<b>Other</b>	<b>Total</b>	<b>Explanation</b>
<b>TAFP AFTER VETOES</b>									
			TRF	0.00	396,000	0	0	396,000	
			<b>Total</b>	<b>0.00</b>	<b>396,000</b>	<b>0</b>	<b>0</b>	<b>396,000</b>	
<b>DEPARTMENT CORE ADJUSTMENTS</b>									
Core Reallocation	1127	T278	TRF	0.00	2,000	0	0	2,000	Core reallocation.
Core Reallocation	1127	T505	TRF	0.00	1,000	0	0	1,000	Core reallocation.
Core Reallocation	1127	T528	TRF	0.00	2,700	0	0	2,700	Core reallocation.
Core Reallocation	1127	T529	TRF	0.00	5,000	0	0	5,000	Core reallocation.
Core Reallocation	1127	T886	TRF	0.00	(1,000)	0	0	(1,000)	Core reallocation.
Core Reallocation	1127	T947	TRF	0.00	2,000	0	0	2,000	Core reallocation.
Core Reallocation	1127	T976	TRF	0.00	6,000	0	0	6,000	Core reallocation.
Core Reallocation	1127	T978	TRF	0.00	1,000	0	0	1,000	Core reallocation.
Core Reallocation	1127	T990	TRF	0.00	(5,000)	0	0	(5,000)	Core reallocation.
Core Reallocation	1127	T992	TRF	0.00	(1,700)	0	0	(1,700)	Core reallocation.
Core Reallocation	1127	T993	TRF	0.00	(1,000)	0	0	(1,000)	Core reallocation.
Core Reallocation	1127	T994	TRF	0.00	1,000	0	0	1,000	Core reallocation.
Core Reallocation	1127	T995	TRF	0.00	(1,000)	0	0	(1,000)	Core reallocation.
Core Reallocation	1127	T998	TRF	0.00	(5,000)	0	0	(5,000)	Core reallocation.
Core Reallocation	1127	T145	TRF	0.00	(6,000)	0	0	(6,000)	Core reallocation.
<b>NET DEPARTMENT CHANGES</b>				<b>0.00</b>	<b>0</b>	<b>0</b>	<b>0</b>	<b>0</b>	

**CORE RECONCILIATION DETAIL**

---

**DEPARTMENT OF REVENUE  
INCOME TAX CHECK OFF TRANSFER**

---

**5. CORE RECONCILIATION DETAIL**

---

	<b>Budget Class</b>	<b>FTE</b>	<b>GR</b>	<b>Federal</b>	<b>Other</b>	<b>Total</b>	<b>Explanation</b>
<b>DEPARTMENT CORE REQUEST</b>							
	TRF	0.00	396,000	0	0	396,000	
	<b>Total</b>	<b>0.00</b>	<b>396,000</b>	<b>0</b>	<b>0</b>	<b>396,000</b>	
<b>GOVERNOR'S RECOMMENDED CORE</b>							
	TRF	0.00	396,000	0	0	396,000	
	<b>Total</b>	<b>0.00</b>	<b>396,000</b>	<b>0</b>	<b>0</b>	<b>396,000</b>	

**DECISION ITEM DETAIL**

Budget Unit	FY 2015	FY 2015	FY 2016	FY 2016	FY 2017	FY 2017	FY 2017	FY 2017
Decision Item	ACTUAL	ACTUAL	BUDGET	BUDGET	DEPT REQ	DEPT REQ	GOV REC	GOV REC
Budget Object Class	DOLLAR	FTE	DOLLAR	FTE	DOLLAR	FTE	DOLLAR	FTE
<b>INCOME TAX CHECK OFF TRANSFER</b>								
<b>CORE</b>								
TRANSFERS OUT	394,190	0.00	396,000	0.00	396,000	0.00	396,000	0.00
TOTAL - TRF	394,190	0.00	396,000	0.00	396,000	0.00	396,000	0.00
<b>GRAND TOTAL</b>	<b>\$394,190</b>	<b>0.00</b>	<b>\$396,000</b>	<b>0.00</b>	<b>\$396,000</b>	<b>0.00</b>	<b>\$396,000</b>	<b>0.00</b>
GENERAL REVENUE	\$394,190	0.00	\$396,000	0.00	\$396,000	0.00	\$396,000	0.00
FEDERAL FUNDS	\$0	0.00	\$0	0.00	\$0	0.00	\$0	0.00
OTHER FUNDS	\$0	0.00	\$0	0.00	\$0	0.00	\$0	0.00

THIS PAGE INTENTIONALLY LEFT BLANK.

**NEW DECISION ITEM**  
**RANK: 10 OF 10**

<b>Department of Revenue</b>	<b>Budget Unit</b> <u>87100C</u>
<b>Division of Taxation</b>	
<b>DI Name - Income Tax Check-Off Transfer Increase</b> <b>DI# 1860006</b>	<b>House Bill</b> <u>4.14</u>

**1. AMOUNT OF REQUEST**

	FY 2017 Budget Request					FY 2017 Governor's Recommendation			
	GR	Federal	Other	Total		GR	Federal	Other	Total
PS	0	0	0	0	PS	0	0	0	0
EE	0	0	0	0	EE	0	0	0	0
PSD	75,000	0	0	75,000	PSD	75,000	0	0	75,000
TRF	0	0	0	0	TRF	0	0	0	0
<b>Total</b>	<b>75,000</b>	<b>0</b>	<b>0</b>	<b>75,000</b>	<b>Total</b>	<b>75,000</b>	<b>0</b>	<b>0</b>	<b>75,000</b>
FTE	0.00	0.00	0.00	0.00	FTE	0.00	0.00	0.00	0.00

<b>Est. Fringe</b>	0	0	0	0
--------------------	---	---	---	---

*Note: Fringes budgeted in House Bill 5 except for certain fringes budgeted directly to MoDOT, Highway Patrol, and Conservation.*

<b>Est. Fringe</b>	0	0	0	0
--------------------	---	---	---	---

*Note: Fringes budgeted in House Bill 5 except for certain fringes budgeted directly to MoDOT, Highway Patrol, and Conservation.*

Other Funds:

Other Funds:

**2. THIS REQUEST CAN BE CATEGORIZED AS:**

<input type="checkbox"/> New Legislation	<input type="checkbox"/> New Program	<input type="checkbox"/> Fund Switch
<input type="checkbox"/> Federal Mandate	<input type="checkbox"/> Program Expansion	<input checked="" type="checkbox"/> Cost to Continue
<input type="checkbox"/> GR Pick-Up	<input type="checkbox"/> Space Request	<input type="checkbox"/> Equipment Replacement
<input type="checkbox"/> Pay Plan	<input type="checkbox"/> Other: _____	

**3. WHY IS THIS FUNDING NEEDED? PROVIDE AN EXPLANATION FOR ITEMS CHECKED IN #2. INCLUDE THE FEDERAL OR STATE STATUTORY OR CONSTITUTIONAL AUTHORIZATION FOR THIS PROGRAM.**

Sections 143.1000 through 143.1027, RSMo, allow any individual or corporation entitled to a tax refund to designate a portion to a special trust fund. The Department of Revenue collects the contributions on various tax returns and then transfers the designated amounts to the appropriate fund.

The "E" was removed from this appropriation. An increase is requested to more accurately reflect anticipated transfers.

**NEW DECISION ITEM**  
**RANK: 10 OF 10**

<b>Department of Revenue</b>	<b>Budget Unit 87100C</b>
<b>Division of Taxation</b>	
<b>DI Name - Income Tax Check-Off Transfer Increase</b> <b>DI# 1860006</b>	<b>House Bill 4.14</b>

**4. DESCRIBE THE DETAILED ASSUMPTIONS USED TO DERIVE THE SPECIFIC REQUESTED AMOUNT. (How did you determine that the requested number of FTE were appropriate? From what source or standard did you derive the requested levels of funding? Were alternatives such as outsourcing or automation considered? If based on new legislation, does request tie to TAFP fiscal note? If not, explain why. Detail which portions of the request are one-times and how those amounts were calculated.)**

The check-off transfer increased 40 percent from Fiscal Year 2014 to Fiscal Year 2015. The Department estimates 20 percent growth in Fiscal Year 2016. The Department submitted a supplemental request for Fiscal Year 2016. This request updates the core budget request.

Fiscal Year	Transfers
2013	\$277,235
2014	\$281,296
2015	\$394,190
2016*	\$471,000
 Core	 \$396,000
 <b>Core Shortage</b>	 <b>\$75,000</b>

\* estimated

**5. BREAK DOWN THE REQUEST BY BUDGET OBJECT CLASS, JOB CLASS, AND FUND SOURCE. IDENTIFY ONE-TIME COSTS.**

Budget Object Class/Job Class	Dept Req GR DOLLARS	Dept Req GR FTE	Dept Req FED DOLLARS	Dept Req FED FTE	Dept Req OTHER DOLLARS	Dept Req OTHER FTE	Dept Req TOTAL DOLLARS	Dept Req TOTAL FTE	Dept Req One-Time DOLLARS
<b>Total PS</b>	0	0.0	0	0.0	0	0.0	0	0.0	0
<b>Total EE</b>	0		0		0		0		0
Program Distributions	75,000						75,000		
<b>Total PSD</b>	75,000		0		0		75,000		0
Transfers									
<b>Total TRF</b>	0		0		0		0		0
<b>Grand Total</b>	75,000	0.0	0	0.0	0	0.0	75,000	0.0	0



**NEW DECISION ITEM**  
**RANK: 10 OF 10**

<b>Department of Revenue</b>		<b>Budget Unit 87100C</b>							
<b>Division of Taxation</b>		<b>House Bill 4.14</b>							
<b>DI Name - Income Tax Check-Off Transfer Increase</b>		<b>DI# 1860006</b>							
<b>Budget Object Class/Job Class</b>	<b>Gov Rec GR DOLLARS</b>	<b>Gov Rec GR FTE</b>	<b>Gov Rec FED DOLLARS</b>	<b>Gov Rec FED FTE</b>	<b>Gov Rec OTHER DOLLARS</b>	<b>Gov Rec OTHER FTE</b>	<b>Gov Rec TOTAL DOLLARS</b>	<b>Gov Rec TOTAL FTE</b>	<b>Gov Rec One-Time DOLLARS</b>
							0	0.0	
							0	0.0	
<b>Total PS</b>	0	0.0	0	0.0	0	0.0	0	0.0	0
							0		
							0		
<b>Total EE</b>	0		0		0		0		0
Program Distributions	75,000						75,000		
<b>Total PSD</b>	75,000		0		0		75,000		0
Transfers									
<b>Total TRF</b>	0		0		0		0		0
<b>Grand Total</b>	<b>75,000</b>	<b>0.0</b>	<b>0</b>	<b>0.0</b>	<b>0</b>	<b>0.0</b>	<b>75,000</b>	<b>0.0</b>	<b>0</b>

**NEW DECISION ITEM**

RANK: 10 OF 10

<b>Department of Revenue</b>	<b>Budget Unit</b> <u>87100C</u>
<b>Division of Taxation</b>	
<b>DI Name - Income Tax Check-Off Transfer Increase</b> <b>DI# 1860006</b>	<b>House Bill</b> <u>4.14</u>

**6. PERFORMANCE MEASURES (If new decision item has an associated core, separately identify projected performance with & without additional funding.)**

6a. Provide an effectiveness measure.

6b. Provide an efficiency measure.

6c. Provide the number of clients/individuals served, if applicable.

6d. Provide a customer satisfaction measure, if available.

**7. STRATEGIES TO ACHIEVE THE PERFORMANCE MEASUREMENT TARGETS:**

**DECISION ITEM DETAIL**

Budget Unit	FY 2015	FY 2015	FY 2016	FY 2016	FY 2017	FY 2017	FY 2017	FY 2017
Decision Item	ACTUAL	ACTUAL	BUDGET	BUDGET	DEPT REQ	DEPT REQ	GOV REC	GOV REC
Budget Object Class	DOLLAR	FTE	DOLLAR	FTE	DOLLAR	FTE	DOLLAR	FTE
<b>INCOME TAX CHECK OFF TRANSFER</b>								
<b>TAX CHECK-OFF TRANSFER INC - 1860006</b>								
TRANSFERS OUT	0	0.00	0	0.00	75,000	0.00	75,000	0.00
TOTAL - TRF	0	0.00	0	0.00	75,000	0.00	75,000	0.00
<b>GRAND TOTAL</b>	<b>\$0</b>	<b>0.00</b>	<b>\$0</b>	<b>0.00</b>	<b>\$75,000</b>	<b>0.00</b>	<b>\$75,000</b>	<b>0.00</b>
GENERAL REVENUE	\$0	0.00	\$0	0.00	\$75,000	0.00	\$75,000	0.00
FEDERAL FUNDS	\$0	0.00	\$0	0.00	\$0	0.00	\$0	0.00
OTHER FUNDS	\$0	0.00	\$0	0.00	\$0	0.00	\$0	0.00

**DECISION ITEM SUMMARY**

Budget Unit									
Decision Item	FY 2015	FY 2015	FY 2016	FY 2016	FY 2017	FY 2017	FY 2017	FY 2017	FY 2017
Budget Object Summary	ACTUAL	ACTUAL	BUDGET	BUDGET	DEPT REQ	DEPT REQ	GOV REC	GOV REC	GOV REC
Fund	DOLLAR	FTE	DOLLAR	FTE	DOLLAR	FTE	DOLLAR	FTE	FTE
<b>CHECK OFF ERRONEOUSLY DEP TRF</b>									
<b>CORE</b>									
<b>FUND TRANSFERS</b>									
ELDERLY HOME-DELIVER MEALS TRU	0	0.00	2,831	0.00	3,533	0.00	3,533	0.00	0.00
MO PUBLIC HEALTH SERVICES	5	0.00	202	0.00	0	0.00	0	0.00	0.00
MO NATIONAL GUARD FOUND FD	0	0.00	250	0.00	250	0.00	250	0.00	0.00
VETERANS TRUST FUND	0	0.00	1,985	0.00	1,985	0.00	1,985	0.00	0.00
CHILDREN'S TRUST	0	0.00	3,000	0.00	3,000	0.00	3,000	0.00	0.00
AMER CANCER SOC, HEARTLAND DIV	0	0.00	250	0.00	250	0.00	250	0.00	0.00
ALS LOU GEHRIG'S DISEASE	0	0.00	250	0.00	250	0.00	250	0.00	0.00
AMERICAN LUNG ASSOC OF MO	60	0.00	250	0.00	0	0.00	0	0.00	0.00
MUSCULAR DYSTROPHY ASSOCIATION	0	0.00	250	0.00	250	0.00	250	0.00	0.00
ARTHRITIS FOUNDATION	1	0.00	250	0.00	250	0.00	250	0.00	0.00
NATIONAL MULTIPLE SCLEROSIS SO	5	0.00	250	0.00	250	0.00	250	0.00	0.00
AMER DIABETES ASSN GATEWAY ARE	0	0.00	250	0.00	250	0.00	250	0.00	0.00
AMERICAN HEART ASSOCIATION	0	0.00	250	0.00	250	0.00	250	0.00	0.00
MARCH OF DIMES	0	0.00	250	0.00	250	0.00	250	0.00	0.00
MISSOURI MILITARY FAMILY RELIE	0	0.00	250	0.00	250	0.00	250	0.00	0.00
AFT SCH READ & ASSESS GRANT PR	142	0.00	0	0.00	0	0.00	0	0.00	0.00
ORGAN DONOR PROGRAM	0	0.00	250	0.00	250	0.00	250	0.00	0.00
WORKERS MEMORIAL	0	0.00	250	0.00	250	0.00	250	0.00	0.00
CHILDHOOD LEAD TESTING	0	0.00	250	0.00	250	0.00	250	0.00	0.00
NATIONAL GUARD TRUST	0	0.00	651	0.00	651	0.00	651	0.00	0.00
BREAST CANCER AWARENESS TRUST	0	0.00	250	0.00	0	0.00	0	0.00	0.00
PEDIATRIC CANCER RES TRUST	0	0.00	250	0.00	250	0.00	250	0.00	0.00
FOSTER CARE & ADOPT PARENT R&R	29	0.00	250	0.00	250	0.00	250	0.00	0.00
PUPPY PROTECTION TRUST	0	0.00	250	0.00	250	0.00	250	0.00	0.00
DEVELOP DISABILITIES WAIT LIST	0	0.00	250	0.00	250	0.00	250	0.00	0.00
AMERICAN RED CROSS TRUST	80	0.00	250	0.00	250	0.00	250	0.00	0.00
TOTAL - TRF	322	0.00	13,669	0.00	13,669	0.00	13,669	0.00	0.00
<b>TOTAL</b>	<b>322</b>	<b>0.00</b>	<b>13,669</b>	<b>0.00</b>	<b>13,669</b>	<b>0.00</b>	<b>13,669</b>	<b>0.00</b>	<b>0.00</b>
<b>GRAND TOTAL</b>	<b>\$322</b>	<b>0.00</b>	<b>\$13,669</b>	<b>0.00</b>	<b>\$13,669</b>	<b>0.00</b>	<b>\$13,669</b>	<b>0.00</b>	<b>0.00</b>

1/20/16 10:17

im\_disummary

**CORE DECISION ITEM**

<b>Department of Revenue</b>	<b>Budget Unit</b> <u>87105C</u>
<b>Division of Taxation</b>	
<b>Core - Income Tax Check-Off Erroneous Transfers</b>	<b>HB Section</b> <u>4.145</u>

**1. CORE FINANCIAL SUMMARY**

	FY 2017 Budget Request					FY 2017 Governor's Recommendation			
	GR	Federal	Other	Total		GR	Federal	Other	Total
PS	0	0	0	0	PS	0	0	0	0
EE	0	0	0	0	EE	0	0	0	0
PSD	0	0	0	0	PSD	0	0	0	0
TRF	0	0	13,669	13,669	TRF	0	0	13,669	13,669
<b>Total</b>	<b>0</b>	<b>0</b>	<b>13,669</b>	<b>13,669</b>	<b>Total</b>	<b>0</b>	<b>0</b>	<b>13,669</b>	<b>13,669</b> E
<b>FTE</b>	<b>0.00</b>	<b>0.00</b>	<b>0.00</b>	<b>0.00</b>	<b>FTE</b>	<b>0.00</b>	<b>0.00</b>	<b>0.00</b>	<b>0.00</b>

<b>Est. Fringe</b>	0	0	0	0
--------------------	---	---	---	---

*Note: Fringes budgeted in House Bill 5 except for certain fringes budgeted directly to MoDOT, Highway Patrol, and Conservation.*

<b>Est. Fringe</b>	0	0	0	0
--------------------	---	---	---	---

*Note: Fringes budgeted in House Bill 5 except for certain fringes budgeted directly to MoDOT, Highway Patrol, and Conservation.*

Other Funds: See Core Description below

Other Funds: See Core Description below

**2. CORE DESCRIPTION**

Sections 143.1000 through 143.1027, RSMo, allow any individual or corporation entitled to a tax refund to designate a portion to the trust funds indicated below. The Department of Revenue collects the contributions on various tax returns and then transfers the designated amounts to the appropriate fund. The Department uses this appropriation to reverse transfers from the various funds below to the General Revenue Fund for revised or erroneous transfers

- ALS Lou Gehrig's Disease Fund (0703)
- American Cancer Society Heartland Division, Inc. Fund (0700)
- American Diabetes Association Gateway Area Fund (0713)
- American Heart Association Fund (0714)
- American Red Cross Fund (0987)
- Arthritis Foundation Fund (0708)
- Childhood Lead Testing Fund (0899)
- Children's Trust Fund (0694)
- Development Disabilities Waiting List Equity Trust Fund (0986)
- Division of Aging-Elderly Home-Delivered Meals Trust Fund (0296)
- Foster Care and Adoptive Parents Recruitment and Retention Fund (0979)

- March of Dimes Fund (0716)
- Missouri Military Family Relief Fund (0719)
- Missouri National Guard Foundation Fund (0494)
- Muscular Dystrophy Association Fund (0707)
- National Guard Trust Fund (0900)
- National Multiple Sclerosis Society (0709)
- Organ Donor Program Fund (0824)
- Pediatric Cancer Research Trust Fund (0959)
- Puppy Protection Trust Fund (0985)
- Veterans Trust Fund (0579)
- Workers' Memorial Fund (0895)

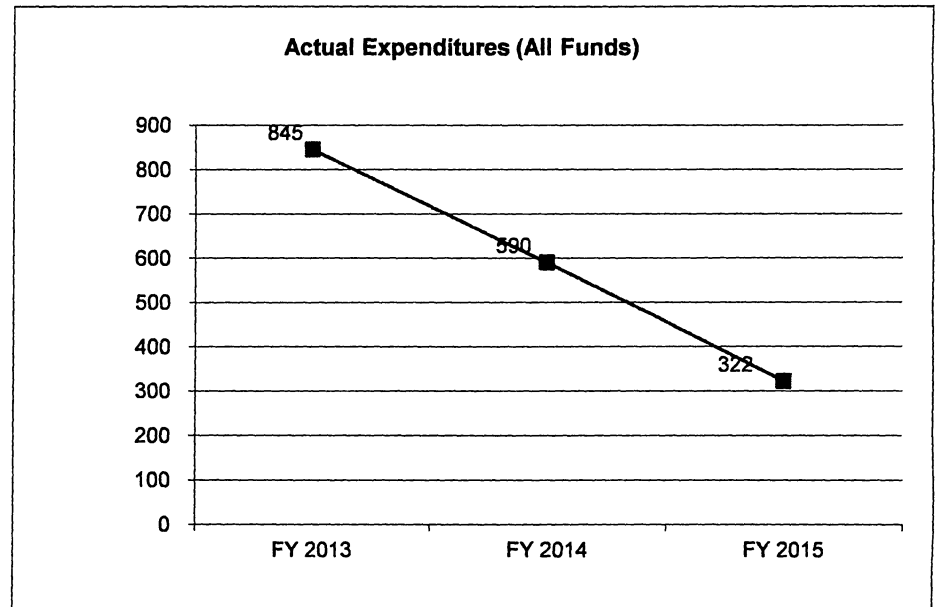
**CORE DECISION ITEM**

<b>Department of Revenue</b>	<b>Budget Unit</b> <u>87105C</u>
<b>Division of Taxation</b>	
<b>Core - Income Tax Check-Off Erroneous Transfers</b>	<b>HB Section</b> <u>4.145</u>

**3. PROGRAM LISTING (list programs included in this core funding)**

**4. FINANCIAL HISTORY**

	<b>FY 2013 Actual</b>	<b>FY 2014 Actual</b>	<b>FY 2015 Actual</b>	<b>FY 2016 Current Yr.</b>
Appropriation (All Funds)	13,669	13,669	13,669	13,669
Less Reverted (All Funds)	0	0	0	0
Less Restricted (All Funds)	0	0	0	0
Budget Authority (All Funds)	13,669	13,669	13,669	13,669
Actual Expenditures (All Funds)	845	590	322	0
Unexpended (All Funds)	12,824	13,079	13,347	13,669
Unexpended, by Fund:				
General Revenue	0	0	0	0
Federal	0	0	0	0
Other	12,824	13,079	13,347	0



Reverted includes the statutory three-percent reserve amount (when applicable).

Restricted includes any Governor's Expenditure Restrictions which remained at the end of the fiscal year (when applicable).

**NOTES:**

**CORE RECONCILIATION DETAIL**

---

**DEPARTMENT OF REVENUE**  
**CHECK OFF ERRONEOUSLY DEP TRF**

---

**5. CORE RECONCILIATION DETAIL**

---

	<b>Budget Class</b>	<b>FTE</b>	<b>GR</b>	<b>Federal</b>	<b>Other</b>	<b>Total</b>	<b>Explanation</b>
<b>TAFP AFTER VETOES</b>							
	TRF	0.00	0	0	13,669	13,669	
	<b>Total</b>	<b>0.00</b>	<b>0</b>	<b>0</b>	<b>13,669</b>	<b>13,669</b>	
<b>DEPARTMENT CORE REQUEST</b>							
	TRF	0.00	0	0	13,669	13,669	
	<b>Total</b>	<b>0.00</b>	<b>0</b>	<b>0</b>	<b>13,669</b>	<b>13,669</b>	
<b>GOVERNOR'S RECOMMENDED CORE</b>							
	TRF	0.00	0	0	13,669	13,669	
	<b>Total</b>	<b>0.00</b>	<b>0</b>	<b>0</b>	<b>13,669</b>	<b>13,669</b>	

**DECISION ITEM DETAIL**

Budget Unit	FY 2015	FY 2015	FY 2016	FY 2016	FY 2017	FY 2017	FY 2017	FY 2017
Decision Item	ACTUAL	ACTUAL	BUDGET	BUDGET	DEPT REQ	DEPT REQ	GOV REC	GOV REC
Budget Object Class	DOLLAR	FTE	DOLLAR	FTE	DOLLAR	FTE	DOLLAR	FTE
<b>CHECK OFF ERRONEOUSLY DEP TRF</b>								
<b>CORE</b>								
TRANSFERS OUT	322	0.00	13,669	0.00	13,669	0.00	13,669	0.00
TOTAL - TRF	322	0.00	13,669	0.00	13,669	0.00	13,669	0.00
<b>GRAND TOTAL</b>	<b>\$322</b>	<b>0.00</b>	<b>\$13,669</b>	<b>0.00</b>	<b>\$13,669</b>	<b>0.00</b>	<b>\$13,669</b>	<b>0.00</b>
GENERAL REVENUE	\$0	0.00	\$0	0.00	\$0	0.00	\$0	0.00
FEDERAL FUNDS	\$0	0.00	\$0	0.00	\$0	0.00	\$0	0.00
OTHER FUNDS	\$322	0.00	\$13,669	0.00	\$13,669	0.00	\$13,669	0.00



**DECISION ITEM SUMMARY**

Budget Unit									
Decision Item	FY 2015	FY 2015	FY 2016	FY 2016	FY 2017	FY 2017	FY 2017	FY 2017	FY 2017
Budget Object Summary	ACTUAL	ACTUAL	BUDGET	BUDGET	DEPT REQ	DEPT REQ	GOV REC	GOV REC	GOV REC
Fund	DOLLAR	FTE	DOLLAR	FTE	DOLLAR	FTE	DOLLAR	FTE	FTE
<b>INCOME TAX CHECK OFF DISTRIBU</b>									
<b>CORE</b>									
<b>PROGRAM-SPECIFIC</b>									
AMER CANCER SOC, HEARTLAND DIV	9,996	0.00	15,000	0.00	13,500	0.00	13,500	0.00	0.00
ALS LOU GEHRIG'S DISEASE	2,822	0.00	3,500	0.00	3,500	0.00	3,500	0.00	0.00
AMERICAN LUNG ASSOC OF MO	748	0.00	3,500	0.00	0	0.00	0	0.00	0.00
MUSCULAR DYSTROPHY ASSOCIATION	1,476	0.00	2,500	0.00	2,500	0.00	2,500	0.00	0.00
ARTHRITIS FOUNDATION	1,062	0.00	2,500	0.00	2,500	0.00	2,500	0.00	0.00
NATIONAL MULTIPLE SCLEROSIS SO	2,593	0.00	3,500	0.00	3,500	0.00	3,500	0.00	0.00
AMER DIABETES ASSN GATEWAY ARE	3,360	0.00	4,500	0.00	4,500	0.00	4,500	0.00	0.00
AMERICAN HEART ASSOCIATION	3,061	0.00	3,500	0.00	3,500	0.00	3,500	0.00	0.00
MARCH OF DIMES	5,186	0.00	4,500	0.00	6,000	0.00	6,000	0.00	0.00
PEDIATRIC CANCER RES TRUST	0	0.00	0	0.00	3,500	0.00	3,500	0.00	0.00
AMERICAN RED CROSS TRUST	5,025	0.00	7,000	0.00	7,000	0.00	7,000	0.00	0.00
TOTAL - PD	35,329	0.00	50,000	0.00	50,000	0.00	50,000	0.00	0.00
<b>TOTAL</b>	<b>35,329</b>	<b>0.00</b>	<b>50,000</b>	<b>0.00</b>	<b>50,000</b>	<b>0.00</b>	<b>50,000</b>	<b>0.00</b>	<b>0.00</b>
<b>GRAND TOTAL</b>	<b>\$35,329</b>	<b>0.00</b>	<b>\$50,000</b>	<b>0.00</b>	<b>\$50,000</b>	<b>0.00</b>	<b>\$50,000</b>	<b>0.00</b>	<b>0.00</b>

**CORE DECISION ITEM**

<b>Department of Revenue</b>	<b>Budget Unit</b> <u>87106C</u>
<b>Division of Taxation</b>	
<b>Core - Income Tax Check-Off Distributions</b>	<b>HB Section</b> <u>4.15</u>

**1. CORE FINANCIAL SUMMARY**

	FY 2017 Budget Request					FY 2017 Governor's Recommendation			
	GR	Federal	Other	Total		GR	Federal	Other	Total
<b>PS</b>	0	0	0	0	<b>PS</b>	0	0	0	0
<b>EE</b>	0	0	0	0	<b>EE</b>	0	0	0	0
<b>PSD</b>	0	0	50,000	50,000	<b>PSD</b>	0	0	50,000	50,000
<b>TRF</b>	0	0	0	0	<b>TRF</b>	0	0	0	0
<b>Total</b>	<u>0</u>	<u>0</u>	<u>50,000</u>	<u>50,000</u>	<b>Total</b>	<u>0</u>	<u>0</u>	<u>50,000</u>	<u>50,000</u> E
<b>FTE</b>	0.00	0.00	0.00	0.00	<b>FTE</b>	0.00	0.00	0.00	0.00

<b>Est. Fringe</b>	0	0	0	0
--------------------	---	---	---	---

*Note: Fringes budgeted in House Bill 5 except for certain fringes budgeted directly to MoDOT, Highway Patrol, and Conservation.*

<b>Est. Fringe</b>	0	0	0	0
--------------------	---	---	---	---

*Note: Fringes budgeted in House Bill 5 except for certain fringes budgeted directly to MoDOT, Highway Patrol, and Conservation.*

Other Funds: See Core Description below.

**2. CORE DESCRIPTION**

Pursuant to Sections 143.1005 and 143.1013, RSMo, individuals or corporations entitled to a refund may designate a portion to the credit of various charitable trust funds. This appropriation allows the Department of Revenue to semi-annually distribute the collections to the following organizations.

- ALS Lou Gehrig's Disease Fund (0703)
- American Cancer Society Heartland Division, Inc. Fund (0700)
- American Diabetes Association Gateway Area Fund (0713)
- American Heart Association Fund (0714)
- American Red Cross Fund (0987)

- Arthritis Foundation Fund (0708)
- March of Dimes Fund (0716)
- Muscular Dystrophy Association Fund (0707)
- National Multiple Sclerosis Society Fund (0709)
- Pediatric Cancer Research Trust Fund (0959)

**3. PROGRAM LISTING (list programs included in this core funding)**

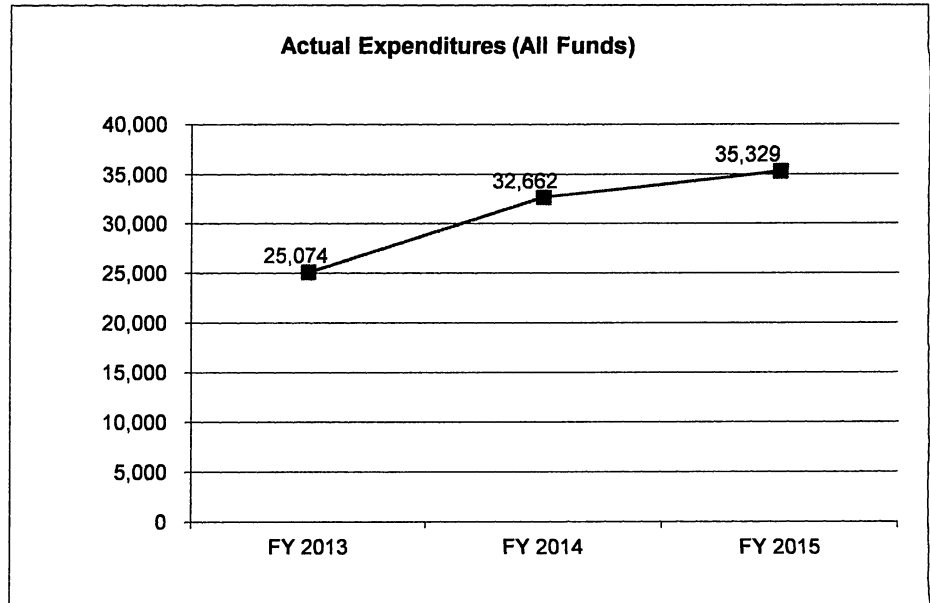
--

**CORE DECISION ITEM**

<b>Department of Revenue</b>	<b>Budget Unit</b> <u>87106C</u>
<b>Division of Taxation</b>	
<b>Core - Income Tax Check-Off Distributions</b>	<b>HB Section</b> <u>4.15</u>

**4. FINANCIAL HISTORY**

	<b>FY 2013 Actual</b>	<b>FY 2014 Actual</b>	<b>FY 2015 Actual</b>	<b>FY 2016 Current Yr.</b>
Appropriation (All Funds)	31,500	50,000	50,000	50,000
Less Reverted (All Funds)	0	0	0	0
Less Restricted (All Funds)	0	0	0	0
Budget Authority (All Funds)	31,500	50,000	50,000	50,000
Actual Expenditures (All Funds)	25,074	32,662	35,329	0
Unexpended (All Funds)	6,426	17,338	14,671	50,000
<i>Unexpended, by Fund:</i>				
General Revenue	0	0	0	0
Federal	0	0	0	0
Other	6,426	17,338	14,671	0



Reverted includes the statutory three-percent reserve amount (when applicable).

Restricted includes any Governor's Expenditure Restrictions which remained at the end of the fiscal year (when applicable).

**NOTES:**

**CORE RECONCILIATION DETAIL**

**DEPARTMENT OF REVENUE  
INCOME TAX CHECK OFF DISTRIBU**

**5. CORE RECONCILIATION DETAIL**

		<b>Budget Class</b>	<b>FTE</b>	<b>GR</b>	<b>Federal</b>	<b>Other</b>	<b>Total</b>	<b>Explanation</b>
<b>TAFP AFTER VETOES</b>								
		PD	0.00	0	0	50,000	50,000	
		<b>Total</b>	<b>0.00</b>	<b>0</b>	<b>0</b>	<b>50,000</b>	<b>50,000</b>	
<b>DEPARTMENT CORE ADJUSTMENTS</b>								
Core Reallocation	1140 7296	PD	0.00	0	0	(1,500)	(1,500)	Core reallocation.
Core Reallocation	1140 7298	PD	0.00	0	0	(3,500)	(3,500)	Core reallocation.
Core Reallocation	1140 7304	PD	0.00	0	0	1,500	1,500	Core reallocation.
Core Reallocation	1140 1187	PD	0.00	0	0	3,500	3,500	Core reallocation.
	<b>NET DEPARTMENT CHANGES</b>		<b>0.00</b>	<b>0</b>	<b>0</b>	<b>0</b>	<b>0</b>	
<b>DEPARTMENT CORE REQUEST</b>								
		PD	0.00	0	0	50,000	50,000	
		<b>Total</b>	<b>0.00</b>	<b>0</b>	<b>0</b>	<b>50,000</b>	<b>50,000</b>	
<b>GOVERNOR'S RECOMMENDED CORE</b>								
		PD	0.00	0	0	50,000	50,000	
		<b>Total</b>	<b>0.00</b>	<b>0</b>	<b>0</b>	<b>50,000</b>	<b>50,000</b>	

**DECISION ITEM DETAIL**

Budget Unit	FY 2015	FY 2015	FY 2016	FY 2016	FY 2017	FY 2017	FY 2017	FY 2017
Decision Item	ACTUAL	ACTUAL	BUDGET	BUDGET	DEPT REQ	DEPT REQ	GOV REC	GOV REC
Budget Object Class	DOLLAR	FTE	DOLLAR	FTE	DOLLAR	FTE	DOLLAR	FTE
<b>INCOME TAX CHECK OFF DISTRIBU</b>								
<b>CORE</b>								
PROGRAM DISTRIBUTIONS	35,329	0.00	50,000	0.00	50,000	0.00	50,000	0.00
TOTAL - PD	35,329	0.00	50,000	0.00	50,000	0.00	50,000	0.00
<b>GRAND TOTAL</b>	<b>\$35,329</b>	<b>0.00</b>	<b>\$50,000</b>	<b>0.00</b>	<b>\$50,000</b>	<b>0.00</b>	<b>\$50,000</b>	<b>0.00</b>
GENERAL REVENUE	\$0	0.00	\$0	0.00	\$0	0.00	\$0	0.00
FEDERAL FUNDS	\$0	0.00	\$0	0.00	\$0	0.00	\$0	0.00
OTHER FUNDS	\$35,329	0.00	\$50,000	0.00	\$50,000	0.00	\$50,000	0.00

**DECISION ITEM SUMMARY**

<b>Budget Unit</b>								
<b>Decision Item</b>	<b>FY 2015</b>	<b>FY 2015</b>	<b>FY 2016</b>	<b>FY 2016</b>	<b>FY 2017</b>	<b>FY 2017</b>	<b>FY 2017</b>	<b>FY 2017</b>
<b>Budget Object Summary</b>	<b>ACTUAL</b>	<b>ACTUAL</b>	<b>BUDGET</b>	<b>BUDGET</b>	<b>DEPT REQ</b>	<b>DEPT REQ</b>	<b>GOV REC</b>	<b>GOV REC</b>
<b>Fund</b>	<b>DOLLAR</b>	<b>FTE</b>	<b>DOLLAR</b>	<b>FTE</b>	<b>DOLLAR</b>	<b>FTE</b>	<b>DOLLAR</b>	<b>FTE</b>
<b>DOR INFO FUND TRANSFER</b>								
<b>CORE</b>								
<b>FUND TRANSFERS</b>								
DEPT OF REVENUE INFORMATION	1,249,060	0.00	3,750,000	0.00	1,250,000	0.00	1,250,000	0.00
TOTAL - TRF	1,249,060	0.00	3,750,000	0.00	1,250,000	0.00	1,250,000	0.00
<b>TOTAL</b>	<b>1,249,060</b>	<b>0.00</b>	<b>3,750,000</b>	<b>0.00</b>	<b>1,250,000</b>	<b>0.00</b>	<b>1,250,000</b>	<b>0.00</b>
<b>GRAND TOTAL</b>	<b>\$1,249,060</b>	<b>0.00</b>	<b>\$3,750,000</b>	<b>0.00</b>	<b>\$1,250,000</b>	<b>0.00</b>	<b>\$1,250,000</b>	<b>0.00</b>

**CORE DECISION ITEM**

<b>Department of Revenue</b>	<b>Budget Unit</b> <u>87110C</u>
<b>Division of Administration</b>	
<b>Core - DOR Information Fund Transfer to Highway</b>	<b>HB Section</b> <u>4.155</u>

**1. CORE FINANCIAL SUMMARY**

	FY 2017 Budget Request			
	GR	Federal	Other	Total
PS	0	0	0	0
EE	0	0	0	0
PSD	0	0	0	0
TRF	0	0	1,250,000	1,250,000
<b>Total</b>	<b>0</b>	<b>0</b>	<b>1,250,000</b>	<b>1,250,000</b>
<b>FTE</b>	<b>0.00</b>	<b>0.00</b>	<b>0.00</b>	<b>0.00</b>

	FY 2017 Governor's Recommendation			
	GR	Federal	Other	Total
PS	0	0	0	0
EE	0	0	0	0
PSD	0	0	0	0
TRF	0	0	1,250,000	1,250,000
<b>Total</b>	<b>0</b>	<b>0</b>	<b>1,250,000</b>	<b>1,250,000</b>
<b>FTE</b>	<b>0.00</b>	<b>0.00</b>	<b>0.00</b>	<b>0.00</b>

<b>Est. Fringe</b>	0	0	0	0
--------------------	---	---	---	---

*Note: Fringes budgeted in House Bill 5 except for certain fringes budgeted directly to MoDOT, Highway Patrol, and Conservation.*

<b>Est. Fringe</b>	0	0	0	0
--------------------	---	---	---	---

*Note: Fringes budgeted in House Bill 5 except for certain fringes budgeted directly to MoDOT, Highway Patrol, and Conservation.*

Other Funds: DOR Information Fund (0619)

Other Funds: DOR Information Fund (0619)

**2. CORE DESCRIPTION**

Section 610.026.1, RSMo, requires that "except as otherwise provided by law, each public governmental body shall provide access to and, upon request, furnish copies of public records..." The Department of Revenue deposits collections from the sale of information into the DOR Information Fund.

The Department, at the end of each state fiscal year, determines the amount to transfer from the DOR Information Fund (0619) to the State Highways and Transportation Department Fund (0644) pursuant to Section 32.067(1), RSMo. The transfer amount is the amount of monies derived from highway users as an incident to their use or right to use the highways of the state which were deposited into the DOR Information Fund less the amount of disbursements from the DOR Information Fund which were made to produce the monies referred to in Section 32.067(1), RSMo.

**3. PROGRAM LISTING (list programs included in this core funding)**

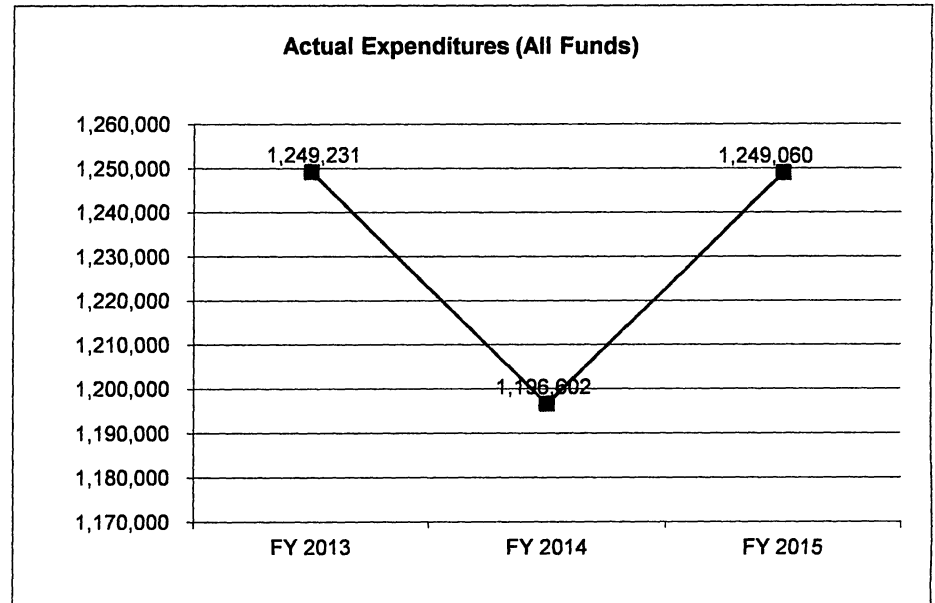
**CORE DECISION ITEM**

<b>Department of Revenue</b>	<b>Budget Unit</b> <u>87110C</u>
<b>Division of Administration</b>	
<b>Core - DOR Information Fund Transfer to Highway</b>	<b>HB Section</b> <u>4.155</u>

**4. FINANCIAL HISTORY**

	<b>FY 2013 Actual</b>	<b>FY 2014 Actual</b>	<b>FY 2015 Actual</b>	<b>FY 2016 Current Yr.</b>
Appropriation (All Funds)	1,249,231	1,250,000	1,250,000	3,750,000
Less Reverted (All Funds)	0	0	0	0
Less Restricted (All Funds)	0	0	0	0
Budget Authority (All Funds)	1,249,231	1,250,000	1,250,000	3,750,000
Actual Expenditures (All Funds)	1,249,231	1,196,602	1,249,060	0
Unexpended (All Funds)	0	53,398	940	3,750,000
Unexpended, by Fund:				
General Revenue	0	0	0	0
Federal	0	0	0	0
Other	0	53,398	940	0

(1)



Reverted includes the statutory three-percent reserve amount (when applicable).

Restricted includes any Governor's Expenditure Restrictions which remained at the end of the fiscal year (when applicable).

**NOTES:**

(1) Appropriation increased \$999,231 through the use of an "E" to process the required transfer.



**CORE RECONCILIATION DETAIL**

**DEPARTMENT OF REVENUE  
DOR INFO FUND TRANSFER**

**5. CORE RECONCILIATION DETAIL**

	<b>Budget Class</b>	<b>FTE</b>	<b>GR</b>	<b>Federal</b>	<b>Other</b>	<b>Total</b>	<b>Explanation</b>
<b>TAFP AFTER VETOES</b>							
	TRF	0.00	0	0	3,750,000	3,750,000	
	<b>Total</b>	<b>0.00</b>	<b>0</b>	<b>0</b>	<b>3,750,000</b>	<b>3,750,000</b>	
<b>DEPARTMENT CORE ADJUSTMENTS</b>							
1x Expenditures	1141 T534 TRF	0.00	0	0	(2,500,000)	(2,500,000)	Reduce core for FY16 one-time expenditure.
	<b>NET DEPARTMENT CHANGES</b>	<b>0.00</b>	<b>0</b>	<b>0</b>	<b>(2,500,000)</b>	<b>(2,500,000)</b>	
<b>DEPARTMENT CORE REQUEST</b>							
	TRF	0.00	0	0	1,250,000	1,250,000	
	<b>Total</b>	<b>0.00</b>	<b>0</b>	<b>0</b>	<b>1,250,000</b>	<b>1,250,000</b>	
<b>GOVERNOR'S RECOMMENDED CORE</b>							
	TRF	0.00	0	0	1,250,000	1,250,000	
	<b>Total</b>	<b>0.00</b>	<b>0</b>	<b>0</b>	<b>1,250,000</b>	<b>1,250,000</b>	

**DECISION ITEM DETAIL**

Budget Unit	FY 2015	FY 2015	FY 2016	FY 2016	FY 2017	FY 2017	FY 2017	FY 2017
Decision Item	ACTUAL	ACTUAL	BUDGET	BUDGET	DEPT REQ	DEPT REQ	GOV REC	GOV REC
Budget Object Class	DOLLAR	FTE	DOLLAR	FTE	DOLLAR	FTE	DOLLAR	FTE
<b>DOR INFO FUND TRANSFER</b>								
<b>CORE</b>								
TRANSFERS OUT	1,249,060	0.00	3,750,000	0.00	1,250,000	0.00	1,250,000	0.00
TOTAL - TRF	1,249,060	0.00	3,750,000	0.00	1,250,000	0.00	1,250,000	0.00
<b>GRAND TOTAL</b>	<b>\$1,249,060</b>	<b>0.00</b>	<b>\$3,750,000</b>	<b>0.00</b>	<b>\$1,250,000</b>	<b>0.00</b>	<b>\$1,250,000</b>	<b>0.00</b>
GENERAL REVENUE	\$0	0.00	\$0	0.00	\$0	0.00	\$0	0.00
FEDERAL FUNDS	\$0	0.00	\$0	0.00	\$0	0.00	\$0	0.00
OTHER FUNDS	\$1,249,060	0.00	\$3,750,000	0.00	\$1,250,000	0.00	\$1,250,000	0.00

**DECISION ITEM SUMMARY**

Budget Unit	FY 2015	FY 2015	FY 2016	FY 2016	FY 2017	FY 2017	FY 2017	FY 2017
Decision Item	ACTUAL	ACTUAL	BUDGET	BUDGET	DEPT REQ	DEPT REQ	GOV REC	GOV REC
Budget Object Summary	DOLLAR	FTE	DOLLAR	FTE	DOLLAR	FTE	DOLLAR	FTE
Fund	DOLLAR	FTE	DOLLAR	FTE	DOLLAR	FTE	DOLLAR	FTE
<b>MOTOR FUEL TAX TRANSFER</b>								
<b>CORE</b>								
FUND TRANSFERS								
MOTOR FUEL TAX	525,166,971	0.00	560,178,001	0.00	560,178,001	0.00	560,178,001	0.00
TOTAL - TRF	525,166,971	0.00	560,178,001	0.00	560,178,001	0.00	560,178,001	0.00
<b>TOTAL</b>	<b>525,166,971</b>	<b>0.00</b>	<b>560,178,001</b>	<b>0.00</b>	<b>560,178,001</b>	<b>0.00</b>	<b>560,178,001</b>	<b>0.00</b>
<b>GRAND TOTAL</b>	<b>\$525,166,971</b>	<b>0.00</b>	<b>\$560,178,001</b>	<b>0.00</b>	<b>\$560,178,001</b>	<b>0.00</b>	<b>\$560,178,001</b>	<b>0.00</b>

**CORE DECISION ITEM**

<b>Department of Revenue</b>	<b>Budget Unit</b> <u>87120C</u>
<b>Division of Taxation</b>	
<b>Core - Motor Fuel Tax Transfer to Highway</b>	<b>HB Section</b> <u>4.160</u>

**1. CORE FINANCIAL SUMMARY**

	FY 2017 Budget Request					FY 2017 Governor's Recommendation			
	GR	Federal	Other	Total		GR	Federal	Other	Total
PS	0	0	0	0	PS	0	0	0	0
EE	0	0	0	0	EE	0	0	0	0
PSD	0	0	0	0	PSD	0	0	0	0
TRF	0	0	560,178,001	560,178,001	TRF	0	0	560,178,001	560,178,001
<b>Total</b>	<b>0</b>	<b>0</b>	<b>560,178,001</b>	<b>560,178,001</b>	<b>Total</b>	<b>0</b>	<b>0</b>	<b>560,178,001</b>	<b>560,178,001</b>

<b>FTE</b>	<b>0.00</b>	<b>0.00</b>	<b>0.00</b>	<b>0.00</b>	<b>FTE</b>	<b>0.00</b>	<b>0.00</b>	<b>0.00</b>	<b>0.00</b>
------------	-------------	-------------	-------------	-------------	------------	-------------	-------------	-------------	-------------

<b>Est. Fringe</b>	0	0	0	0
--------------------	---	---	---	---

*Note: Fringes budgeted in House Bill 5 except for certain fringes budgeted directly to MoDOT, Highway Patrol, and Conservation.*

<b>Est. Fringe</b>	0	0	0	0
--------------------	---	---	---	---

*Note: Fringes budgeted in House Bill 5 except for certain fringes budgeted directly to MoDOT, Highway Patrol, and Conservation.*

Other Funds: Motor Fuel Tax Fund (0673)

Other Funds: Motor Fuel Tax Fund (0673)

**2. CORE DESCRIPTION**

The Department of Revenue requests appropriation authority from the Motor Fuel Tax Fund to the State Highways and Transportation Department Fund as authorized by Section 142.345, RSMo.

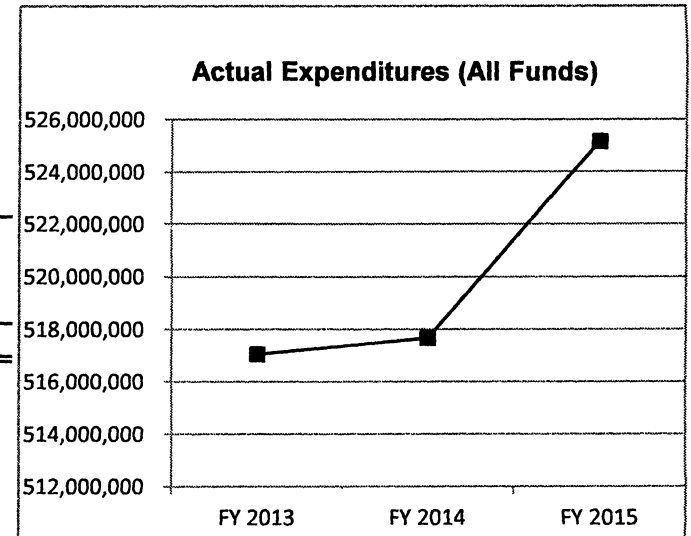
**3. PROGRAM LISTING (list programs included in this core funding)**

**CORE DECISION ITEM**

<b>Department of Revenue</b>	<b>Budget Unit</b> <u>87120C</u>
<b>Division of Taxation</b>	
<b>Core - Motor Fuel Tax Transfer to Highway</b>	<b>HB Section</b> <u>4.16</u>

**4. FINANCIAL HISTORY**

	<b>FY 2013 Actual</b>	<b>FY 2014 Actual</b>	<b>FY 2015 Actual</b>	<b>FY 2016 Current Yr.</b>
Appropriation (All Funds)	560,178,001	560,178,001	560,178,001	560,178,001
Less Reverted (All Funds)	0	0	0	0
Less Restricted (All Funds)	0	0	0	0
Budget Authority (All Funds)	560,178,001	560,178,001	560,178,001	560,178,001
Actual Expenditures (All Funds)	517,043,644	517,663,713	525,166,971	0
Unexpended (All Funds)	43,134,357	42,514,288	35,011,030	560,178,001
Unexpended, by Fund:				
General Revenue	0	0	0	0
Federal	0	0	0	0
Other	43,134,357	42,514,288	35,011,030	0



Reverted includes the statutory three- percent reserve (when applicable).  
 Restricted includes any Governor' Expenditure Restriction (when applicable).

**NOTES:**

**CORE RECONCILIATION DETAIL**

---

**DEPARTMENT OF REVENUE**  
**MOTOR FUEL TAX TRANSFER**

---

**5. CORE RECONCILIATION DETAIL**

---

	<b>Budget Class</b>	<b>FTE</b>	<b>GR</b>	<b>Federal</b>	<b>Other</b>	<b>Total</b>	<b>Explanation</b>
<b>TAFP AFTER VETOES</b>							
	TRF	0.00	0	0	560,178,001	560,178,001	
	<b>Total</b>	<b>0.00</b>	<b>0</b>	<b>0</b>	<b>560,178,001</b>	<b>560,178,001</b>	
<b>DEPARTMENT CORE REQUEST</b>							
	TRF	0.00	0	0	560,178,001	560,178,001	
	<b>Total</b>	<b>0.00</b>	<b>0</b>	<b>0</b>	<b>560,178,001</b>	<b>560,178,001</b>	
<b>GOVERNOR'S RECOMMENDED CORE</b>							
	TRF	0.00	0	0	560,178,001	560,178,001	
	<b>Total</b>	<b>0.00</b>	<b>0</b>	<b>0</b>	<b>560,178,001</b>	<b>560,178,001</b>	

**DECISION ITEM DETAIL**

Budget Unit	FY 2015	FY 2015	FY 2016	FY 2016	FY 2017	FY 2017	FY 2017	FY 2017
Decision Item	ACTUAL	ACTUAL	BUDGET	BUDGET	DEPT REQ	DEPT REQ	GOV REC	GOV REC
Budget Object Class	DOLLAR	FTE	DOLLAR	FTE	DOLLAR	FTE	DOLLAR	FTE
<b>MOTOR FUEL TAX TRANSFER</b>								
<b>CORE</b>								
TRANSFERS OUT	525,166,971	0.00	560,178,001	0.00	560,178,001	0.00	560,178,001	0.00
TOTAL - TRF	525,166,971	0.00	560,178,001	0.00	560,178,001	0.00	560,178,001	0.00
<b>GRAND TOTAL</b>	<b>\$525,166,971</b>	<b>0.00</b>	<b>\$560,178,001</b>	<b>0.00</b>	<b>\$560,178,001</b>	<b>0.00</b>	<b>\$560,178,001</b>	<b>0.00</b>
GENERAL REVENUE	\$0	0.00	\$0	0.00	\$0	0.00	\$0	0.00
FEDERAL FUNDS	\$0	0.00	\$0	0.00	\$0	0.00	\$0	0.00
OTHER FUNDS	\$525,166,971	0.00	\$560,178,001	0.00	\$560,178,001	0.00	\$560,178,001	0.00

**DECISION ITEM SUMMARY**

<b>Budget Unit</b>								
<b>Decision Item</b>	<b>FY 2015</b>	<b>FY 2015</b>	<b>FY 2016</b>	<b>FY 2016</b>	<b>FY 2017</b>	<b>FY 2017</b>	<b>FY 2017</b>	<b>FY 2017</b>
<b>Budget Object Summary</b>	<b>ACTUAL</b>	<b>ACTUAL</b>	<b>BUDGET</b>	<b>BUDGET</b>	<b>DEPT REQ</b>	<b>DEPT REQ</b>	<b>GOV REC</b>	<b>GOV REC</b>
<b>Fund</b>	<b>DOLLAR</b>	<b>FTE</b>	<b>DOLLAR</b>	<b>FTE</b>	<b>DOLLAR</b>	<b>FTE</b>	<b>DOLLAR</b>	<b>FTE</b>
<b>SPECIALTY PLATE TRNSFER TO HWY</b>								
<b>CORE</b>								
<b>FUND TRANSFERS</b>								
DEP OF REVENUE SPECIALTY PLATE	125	0.00	20,000	0.00	20,000	0.00	20,000	0.00
TOTAL - TRF	125	0.00	20,000	0.00	20,000	0.00	20,000	0.00
<b>TOTAL</b>	<b>125</b>	<b>0.00</b>	<b>20,000</b>	<b>0.00</b>	<b>20,000</b>	<b>0.00</b>	<b>20,000</b>	<b>0.00</b>
<b>GRAND TOTAL</b>	<b>\$125</b>	<b>0.00</b>	<b>\$20,000</b>	<b>0.00</b>	<b>\$20,000</b>	<b>0.00</b>	<b>\$20,000</b>	<b>0.00</b>



**CORE DECISION ITEM**

<b>Department of Revenue</b>	<b>Budget Unit</b>	<b>87122C</b>
<b>Division of Administration</b>	<b>HB Section</b>	<b>4.165</b>
<b>Core - DOR Specialty Plate Transfer to Highway</b>		

**1. CORE FINANCIAL SUMMARY**

	FY 2017 Budget Request					FY 2017 Governor's Recommendation			
	GR	Federal	Other	Total		GR	Federal	Other	Total
PS	0	0	0	0	PS	0	0	0	0
EE	0	0	0	0	EE	0	0	0	0
PSD	0	0	0	0	PSD	0	0	0	0
TRF	0	0	20,000	20,000	TRF	0	0	20,000	20,000
<b>Total</b>	<b>0</b>	<b>0</b>	<b>20,000</b>	<b>20,000</b>	<b>Total</b>	<b>0</b>	<b>0</b>	<b>20,000</b>	<b>20,000</b>
<b>FTE</b>	<b>0.00</b>	<b>0.00</b>	<b>0.00</b>	<b>0.00</b>	<b>FTE</b>	<b>0.00</b>	<b>0.00</b>	<b>0.00</b>	<b>0.00</b>

<b>Est. Fringe</b>	0	0	0	0
--------------------	---	---	---	---

*Note: Fringes budgeted in House Bill 5 except for certain fringes budgeted directly to MoDOT, Highway Patrol, and Conservation.*

<b>Est. Fringe</b>	0	0	0	0
--------------------	---	---	---	---

*Note: Fringes budgeted in House Bill 5 except for certain fringes budgeted directly to MoDOT, Highway Patrol, and Conservation.*

Other Funds: DOR Specialty Plate Fund (0775)

Other Funds: DOR Specialty Plate (0775)

**2. CORE DESCRIPTION**

Organizations seeking authorization for a new specialty plate submit an application form and appropriate fee to the Department of Revenue. The fee is deposited into the DOR Specialty Plate Fund and should defray the Department's cost of issuing, developing, and programming the implementation of an authorized plate.

Pursuant to Section 301.3150(2), RSMo, at the end of each fiscal year, the Department determines the amount of collections over disbursements and transfers the net collections to the State Highways and Transportation Department Fund. This appropriation enables the Department to transfer the applicable funds.

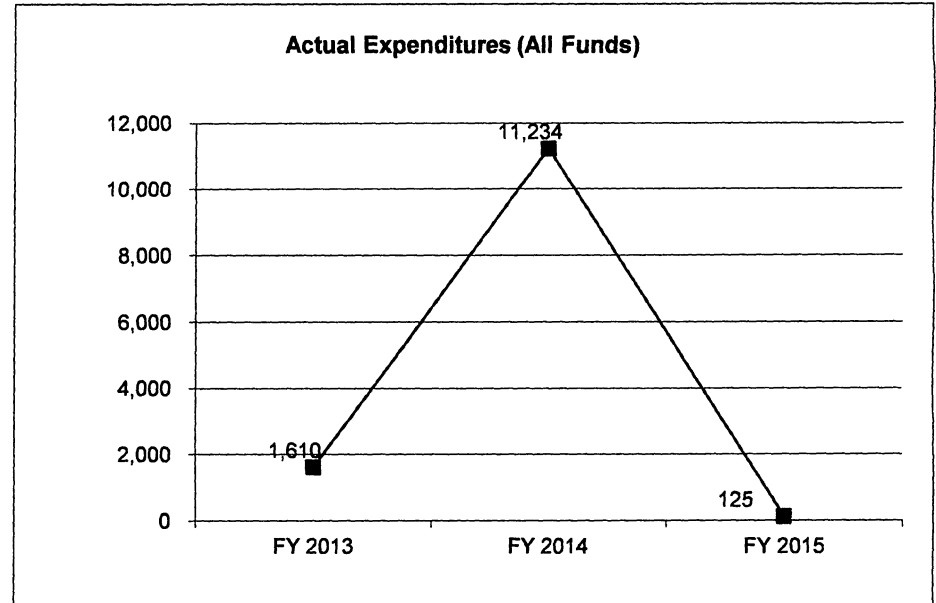
**3. PROGRAM LISTING (list programs included in this core funding)**

**CORE DECISION ITEM**

<b>Department of Revenue</b>	<b>Budget Unit</b> <u>87122C</u>
<b>Division of Administration</b>	
<b>Core - DOR Specialty Plate Transfer to Highway</b>	<b>HB Section</b> <u>4.165</u>

**4. FINANCIAL HISTORY**

	<b>FY 2013 Actual</b>	<b>FY 2014 Actual</b>	<b>FY 2015 Actual</b>	<b>FY 2016 Current Yr.</b>
Appropriation (All Funds)	10,000	20,000	20,000	20,000
Less Reverted (All Funds)	0	0	0	0
Less Restricted (All Funds)	0	0	0	0
Budget Authority (All Funds)	10,000	20,000	20,000	20,000
Actual Expenditures (All Funds)	1,610	11,234	125	0
Unexpended (All Funds)	8,390	8,766	19,875	20,000
Unexpended, by Fund:				
General Revenue	0	0	0	0
Federal	0	0	0	0
Other	8,390	8,766	19,875	0



Reverted includes the statutory three-percent reserve amount (when applicable).

Restricted includes any Governor's Expenditure Restrictions which remained at the end of the fiscal year (when applicable).

**NOTES:**

**CORE RECONCILIATION DETAIL**

---

**DEPARTMENT OF REVENUE**  
**SPECIALTY PLATE TRNSFER TO HWY**

---

**5. CORE RECONCILIATION DETAIL**

---

	<b>Budget Class</b>	<b>FTE</b>	<b>GR</b>	<b>Federal</b>	<b>Other</b>	<b>Total</b>	<b>Explanation</b>
<b>TAFP AFTER VETOES</b>							
	TRF	0.00	0	0	20,000	20,000	
	<b>Total</b>	<b>0.00</b>	<b>0</b>	<b>0</b>	<b>20,000</b>	<b>20,000</b>	
<b>DEPARTMENT CORE REQUEST</b>							
	TRF	0.00	0	0	20,000	20,000	
	<b>Total</b>	<b>0.00</b>	<b>0</b>	<b>0</b>	<b>20,000</b>	<b>20,000</b>	
<b>GOVERNOR'S RECOMMENDED CORE</b>							
	TRF	0.00	0	0	20,000	20,000	
	<b>Total</b>	<b>0.00</b>	<b>0</b>	<b>0</b>	<b>20,000</b>	<b>20,000</b>	

**DECISION ITEM DETAIL**

Budget Unit	FY 2015	FY 2015	FY 2016	FY 2016	FY 2017	FY 2017	FY 2017	FY 2017
Decision Item	ACTUAL	ACTUAL	BUDGET	BUDGET	DEPT REQ	DEPT REQ	GOV REC	GOV REC
Budget Object Class	DOLLAR	FTE	DOLLAR	FTE	DOLLAR	FTE	DOLLAR	FTE
<b>SPECIALTY PLATE TRNSFER TO HWY</b>								
<b>CORE</b>								
TRANSFERS OUT	125	0.00	20,000	0.00	20,000	0.00	20,000	0.00
TOTAL - TRF	125	0.00	20,000	0.00	20,000	0.00	20,000	0.00
<b>GRAND TOTAL</b>	<b>\$125</b>	<b>0.00</b>	<b>\$20,000</b>	<b>0.00</b>	<b>\$20,000</b>	<b>0.00</b>	<b>\$20,000</b>	<b>0.00</b>
GENERAL REVENUE	\$0	0.00	\$0	0.00	\$0	0.00	\$0	0.00
FEDERAL FUNDS	\$0	0.00	\$0	0.00	\$0	0.00	\$0	0.00
OTHER FUNDS	\$125	0.00	\$20,000	0.00	\$20,000	0.00	\$20,000	0.00

# **STATE TAX COMMISSION**

## Overview

### State Tax Commission

The State Tax Commission is a quasi-judicial administrative agency created by the Missouri Constitution to perform six (6) basic functions. These functions are:

1. Equalize inter- and intra-county assessments
2. Conduct *de novo* judicial hearings regarding valuation and classification appeals from local boards of equalization in individual assessment cases
3. Formulate and implement statewide assessment policy and procedures to comport with statutory and constitutional mandates
4. Supervise local assessing officials and local assessment programs to ensure compliance with statewide policy requirements
5. Conduct ratio studies to determine the assessment level in each county and to measure the quality of the assessment program
6. Original assessment of the distributable property of railroads, airlines, pipelines, telecommunications, and public utilities

The State Tax Commission oversees an assessment system, which is responsible for the annual collection of \$6.7 billion in property tax revenues, which serves as the financial foundation for public schools and local governmental agencies.

The State Tax Commission envisions an ad valorem assessment landscape which ensures the equitable treatment of all property owners in the State of Missouri. This vision will be manifested through the State Tax Commission's emphasis on the guiding values of work ethic, discipline, integrity, efficiency, and impartiality in its performance of its duties and the fulfillment of its responsibilities to the citizens of Missouri.

**FLEXIBILITY REQUEST FORM**

<b>BUDGET UNIT NUMBER:</b> 86911C	<b>DEPARTMENT:</b> Revenue
<b>BUDGET UNIT NAME:</b> State Tax Commissioner	
<b>HOUSE BILL SECTION:</b> 4.03	<b>DIVISION:</b> State Tax Commission

**1. Provide the amount by fund of personal service flexibility and the amount by fund of expense and equipment flexibility you are requesting in dollar and percentage terms and explain why the flexibility is needed. If flexibility is being requested among divisions, provide the amount by fund of flexibility you are requesting in dollar and percentage terms and explain why the flexibility is needed.**

**DEPARTMENT REQUEST**

The State Tax Commission is requesting 10% flexibility based on total GR funding for FY-2017. Flexibility was granted at 10% in FY-16 and 25% for FY-2015, FY-2014, 2012, 2011, 2010, 2009 & 2008.

**2. Estimate how much flexibility will be used for the budget year. How much flexibility was used in the Prior Year Budget and the Current Year Budget? Please specify the amount.**

PRIOR YEAR ACTUAL AMOUNT OF FLEXIBILITY USED	CURRENT YEAR ESTIMATED AMOUNT OF FLEXIBILITY THAT WILL BE USED	BUDGET REQUEST ESTIMATED AMOUNT OF FLEXIBILITY THAT WILL BE USED
\$0.00	\$5,000-\$20,000	\$5,000-\$20,000

**3. Please explain how flexibility was used in the prior and/or current years.**

PRIOR YEAR EXPLAIN ACTUAL USE	CURRENT YEAR EXPLAIN PLANNED USE
The State Tax Commission did not utilize flexibility in FY-2015.	Pay on-going expenses due to travel to assist counties. Travel increase due to fewer staffing complement and larger territories and potential fuel price increase. FY-17 license renewals for certified appraisers conducting appraisal studies

**DECISION ITEM SUMMARY**

Budget Unit									
Decision Item	FY 2015	FY 2015	FY 2016	FY 2016	FY 2017	FY 2017	FY 2017	FY 2017	FY 2017
Budget Object Summary	ACTUAL	ACTUAL	BUDGET	BUDGET	DEPT REQ	DEPT REQ	GOV REC	GOV REC	GOV REC
Fund	DOLLAR	FTE	DOLLAR	FTE	DOLLAR	FTE	DOLLAR	FTE	FTE
<b>STATE TAX COMMISSION</b>									
<b>CORE</b>									
PERSONAL SERVICES									
GENERAL REVENUE	1,978,823	39.84	1,998,332	40.00	1,998,332	40.00	1,998,332	40.00	40.00
TOTAL - PS	1,978,823	39.84	1,998,332	40.00	1,998,332	40.00	1,998,332	40.00	40.00
EXPENSE & EQUIPMENT									
GENERAL REVENUE	126,494	0.00	170,775	0.00	170,775	0.00	170,775	0.00	0.00
TOTAL - EE	126,494	0.00	170,775	0.00	170,775	0.00	170,775	0.00	0.00
<b>TOTAL</b>	<b>2,105,317</b>	<b>39.84</b>	<b>2,169,107</b>	<b>40.00</b>	<b>2,169,107</b>	<b>40.00</b>	<b>2,169,107</b>	<b>40.00</b>	<b>40.00</b>
<b>Pay Plan - 0000012</b>									
PERSONAL SERVICES									
GENERAL REVENUE	0	0.00	0	0.00	0	0.00	39,965	0.00	0.00
TOTAL - PS	0	0.00	0	0.00	0	0.00	39,965	0.00	0.00
<b>TOTAL</b>	<b>0</b>	<b>0.00</b>	<b>0</b>	<b>0.00</b>	<b>0</b>	<b>0.00</b>	<b>39,965</b>	<b>0.00</b>	<b>0.00</b>
<b>GRAND TOTAL</b>	<b>\$2,105,317</b>	<b>39.84</b>	<b>\$2,169,107</b>	<b>40.00</b>	<b>\$2,169,107</b>	<b>40.00</b>	<b>\$2,209,072</b>	<b>40.00</b>	<b>40.00</b>



**CORE DECISION ITEM**

<b>Department</b>	<b>Revenue</b>	<b>Budget Unit</b>	<b>86911C</b>
<b>Division</b>	<b>State Tax Commission</b>	<b>HB Section</b>	<b>4.03</b>
<b>Core -</b>	<b>State Tax Commission</b>		

**1. CORE FINANCIAL SUMMARY**

	FY 2017 Budget Request			
	GR	Federal	Other	Total
PS	1,998,332	0	0	1,998,332
EE	170,775	0	0	170,775
PSD	0	0	0	0
TRF	0	0	0	0
<b>Total</b>	<b>2,169,107</b>	<b>0</b>	<b>0</b>	<b>2,169,107</b>
<b>FTE</b>	<b>40.00</b>	<b>0.00</b>	<b>0.00</b>	<b>40.00</b>

	FY 2017 Governor's Recommendation			
	GR	Federal	Other	Total
PS	1,998,332	0	0	1,998,332
EE	170,775	0	0	170,775
PSD	0	0	0	0
TRF	0	0	0	0
<b>Total</b>	<b>2,169,107</b>	<b>0</b>	<b>0</b>	<b>2,169,107</b>
<b>FTE</b>	<b>40.00</b>	<b>0.00</b>	<b>0.00</b>	<b>40.00</b>

<b>Est. Fringe</b>	<b>949,624</b>	<b>0</b>	<b>0</b>	<b>949,624</b>
--------------------	----------------	----------	----------	----------------

*Note: Fringes budgeted in House Bill 5 except for certain fringes budgeted directly to MoDOT, Highway Patrol, and Conservation.*

<b>Est. Fringe</b>	<b>949,624</b>	<b>0</b>	<b>0</b>	<b>949,624</b>
--------------------	----------------	----------	----------	----------------

*Note: Fringes budgeted in House Bill 5 except for certain fringes budgeted directly to MoDOT, Highway Patrol, and Conservation.*

Other Funds:

Other Funds:

**2. CORE DESCRIPTION**

The State Tax Commission is a quasi-judicial administrative agency created by the Missouri Constitution to perform six basic functions:

- 1) To equalize inter and intra county assessments,
- 2) Conduct de novo judicial hearings regarding valuation and classification appeals from local boards of equalization,
- 3) Formulate and implement statewide assessment policy and procedures to comport with statutory and constitutional mandates,
- 4) Supervise local assessing officials and local assessment programs to ensure compliance with statewide policy requirements,
- 5) Conduct ratio studies to determine the assessment level in each county and to measure the quality of assessments, and
- 6) Assess the distributable property of railroads and public utilities.

**3. PROGRAM LISTING (list programs included in this core funding)**

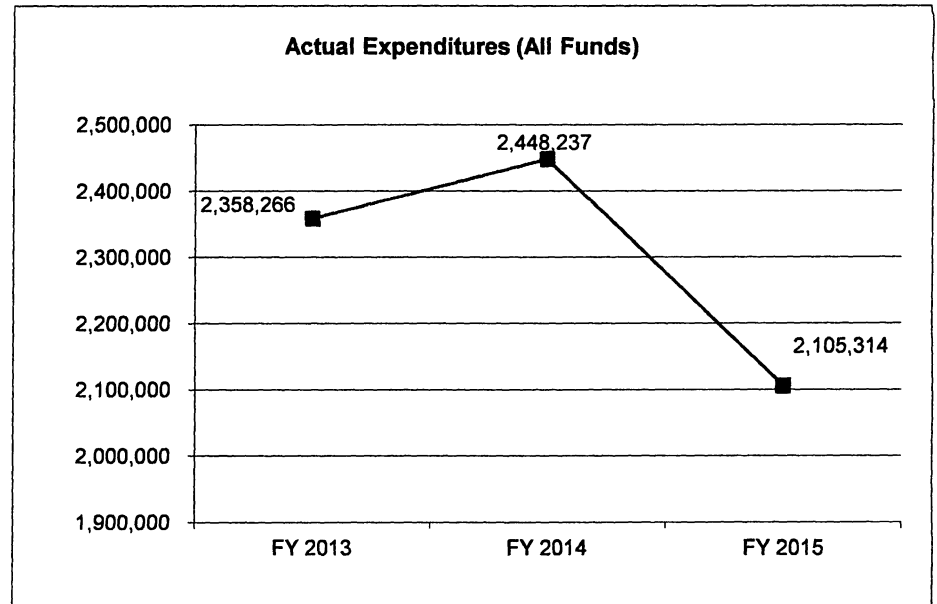
- Administration
- Legal
- Original Assessment
- Local Assistance

**CORE DECISION ITEM**

<b>Department</b>	<b>Revenue</b>	<b>Budget Unit</b>	<b>86911C</b>
<b>Division</b>	<b>State Tax Commission</b>		
<b>Core -</b>	<b>State Tax Commission</b>	<b>HB Section</b>	<b>4.03</b>

**4. FINANCIAL HISTORY**

	<b>FY 2013 Actual</b>	<b>FY 2014 Actual</b>	<b>FY 2015 Actual</b>	<b>FY 2016 Current Yr.</b>
Appropriation (All Funds)	2,500,379	2,514,122	2,159,997	2,169,107
Less Reverted (All Funds)	(65,555)	(65,880)	(5,443)	(55,477)
Less Restricted (All Funds)	0	0	0	0
Budget Authority (All Funds)	2,434,824	2,448,242	2,154,554	2,113,630
Actual Expenditures (All Funds)	2,358,266	2,448,237	2,105,314	N/A
Unexpended (All Funds)	76,558	5	49,240	N/A
Unexpended, by Fund:				
General Revenue	76,558	5	49,240	N/A
Federal	0	0	0	0
Other	0	0	0	0



Reverted includes the statutory three-percent reserve amount (when applicable).

Restricted includes any Governor's Expenditure Restrictions which remained at the end of the fiscal year (when applicable).

**NOTES:**

**CORE RECONCILIATION DETAIL**

**DEPARTMENT OF REVENUE  
STATE TAX COMMISSION**

**5. CORE RECONCILIATION DETAIL**

	<b>Budget Class</b>	<b>FTE</b>	<b>GR</b>	<b>Federal</b>	<b>Other</b>	<b>Total</b>	<b>Explanation</b>
<b>TAFP AFTER VETOES</b>							
	PS	40.00	1,998,332	0	0	1,998,332	
	EE	0.00	170,775	0	0	170,775	
	<b>Total</b>	<b>40.00</b>	<b>2,169,107</b>	<b>0</b>	<b>0</b>	<b>2,169,107</b>	
<b>DEPARTMENT CORE REQUEST</b>							
	PS	40.00	1,998,332	0	0	1,998,332	
	EE	0.00	170,775	0	0	170,775	
	<b>Total</b>	<b>40.00</b>	<b>2,169,107</b>	<b>0</b>	<b>0</b>	<b>2,169,107</b>	
<b>GOVERNOR'S RECOMMENDED CORE</b>							
	PS	40.00	1,998,332	0	0	1,998,332	
	EE	0.00	170,775	0	0	170,775	
	<b>Total</b>	<b>40.00</b>	<b>2,169,107</b>	<b>0</b>	<b>0</b>	<b>2,169,107</b>	

**DECISION ITEM DETAIL**

Budget Unit	FY 2015	FY 2015	FY 2016	FY 2016	FY 2017	FY 2017	FY 2017	FY 2017
Decision Item	ACTUAL	ACTUAL	BUDGET	BUDGET	DEPT REQ	DEPT REQ	GOV REC	GOV REC
Budget Object Class	DOLLAR	FTE	DOLLAR	FTE	DOLLAR	FTE	DOLLAR	FTE
<b>STATE TAX COMMISSION</b>								
<b>CORE</b>								
ADMIN OFFICE SUPPORT ASSISTANT	64,871	2.05	69,103	2.00	69,103	2.00	69,103	2.00
SR OFC SUPPORT ASST (STENO)	32,297	1.00	31,892	1.00	31,892	1.00	31,892	1.00
RESEARCH ANAL II	38,024	1.00	44,223	1.00	44,223	1.00	44,223	1.00
EXECUTIVE I	40,951	1.00	36,673	1.00	36,673	1.00	36,673	1.00
ASSESSMENT REP I TAX COMM	6,034	0.17	0	0.00	0	0.00	0	0.00
ASSESSMENT REP II TAX COMM	214,102	5.51	241,444	6.00	241,444	6.00	241,444	6.00
APPRAISER I	42,092	1.19	0	0.00	0	0.00	0	0.00
APPRAISER II	408,027	10.54	411,867	11.00	411,867	11.00	411,867	11.00
APPRAISER III	46,679	1.00	47,358	1.00	47,358	1.00	47,358	1.00
APPRAISER SUPERVISOR	215,089	4.00	214,220	4.00	214,220	4.00	214,220	4.00
APPRAISAL SPECIALIST	116,022	2.00	118,975	2.00	118,975	2.00	118,975	2.00
TAX COMMISSION MANAGER, BAND 2	114,332	1.95	122,646	2.00	122,646	2.00	122,646	2.00
TAX COMMISSION MANAGER, BAND 3	83,019	1.25	71,859	1.00	71,859	1.00	71,859	1.00
DESIGNATED PRINCIPAL ASST DIV	565	0.01	0	0.00	0	0.00	0	0.00
CHIEF COUNSEL	65,907	1.00	71,205	1.00	71,205	1.00	71,205	1.00
HEARINGS OFFICER	0	0.00	29,521	1.00	29,521	1.00	29,521	1.00
COMMISSION MEMBER	212,096	2.00	213,250	2.00	213,250	2.00	213,250	2.00
COMMISSION CHAIRMAN	106,048	1.00	106,625	1.00	106,625	1.00	106,625	1.00
SENIOR HEARINGS OFFICER	107,243	2.05	107,613	2.00	107,613	2.00	107,613	2.00
SPECIAL ASST OFFICE & CLERICAL	3,692	0.12	0	0.00	0	0.00	0	0.00
PRINCIPAL ASST BOARD/COMMISSON	61,733	1.00	59,858	1.00	59,858	1.00	59,858	1.00
<b>TOTAL - PS</b>	<b>1,978,823</b>	<b>39.84</b>	<b>1,998,332</b>	<b>40.00</b>	<b>1,998,332</b>	<b>40.00</b>	<b>1,998,332</b>	<b>40.00</b>
TRAVEL, IN-STATE	29,586	0.00	48,438	0.00	48,438	0.00	48,438	0.00
TRAVEL, OUT-OF-STATE	1,050	0.00	2,375	0.00	2,375	0.00	2,375	0.00
SUPPLIES	47,024	0.00	56,196	0.00	56,196	0.00	56,196	0.00
PROFESSIONAL DEVELOPMENT	7,549	0.00	12,280	0.00	12,280	0.00	12,280	0.00
COMMUNICATION SERV & SUPP	12,954	0.00	13,138	0.00	13,138	0.00	13,138	0.00
PROFESSIONAL SERVICES	8,978	0.00	12,183	0.00	12,183	0.00	12,183	0.00
M&R SERVICES	13,432	0.00	16,071	0.00	16,071	0.00	16,071	0.00
MOTORIZED EQUIPMENT	0	0.00	736	0.00	736	0.00	736	0.00
OFFICE EQUIPMENT	20	0.00	7,681	0.00	7,681	0.00	7,681	0.00
OTHER EQUIPMENT	5,503	0.00	965	0.00	965	0.00	965	0.00

**DECISION ITEM DETAIL**

Budget Unit	FY 2015	FY 2015	FY 2016	FY 2016	FY 2017	FY 2017	FY 2017	FY 2017
Decision Item	ACTUAL	ACTUAL	BUDGET	BUDGET	DEPT REQ	DEPT REQ	GOV REC	GOV REC
Budget Object Class	DOLLAR	FTE	DOLLAR	FTE	DOLLAR	FTE	DOLLAR	FTE
<b>STATE TAX COMMISSION</b>								
<b>CORE</b>								
BUILDING LEASE PAYMENTS	0	0.00	112	0.00	112	0.00	112	0.00
EQUIPMENT RENTALS & LEASES	0	0.00	100	0.00	100	0.00	100	0.00
MISCELLANEOUS EXPENSES	398	0.00	500	0.00	500	0.00	500	0.00
<b>TOTAL - EE</b>	<b>126,494</b>	<b>0.00</b>	<b>170,775</b>	<b>0.00</b>	<b>170,775</b>	<b>0.00</b>	<b>170,775</b>	<b>0.00</b>
<b>GRAND TOTAL</b>	<b>\$2,105,317</b>	<b>39.84</b>	<b>\$2,169,107</b>	<b>40.00</b>	<b>\$2,169,107</b>	<b>40.00</b>	<b>\$2,169,107</b>	<b>40.00</b>
<b>GENERAL REVENUE</b>	<b>\$2,105,317</b>	<b>39.84</b>	<b>\$2,169,107</b>	<b>40.00</b>	<b>\$2,169,107</b>	<b>40.00</b>	<b>\$2,169,107</b>	<b>40.00</b>
<b>FEDERAL FUNDS</b>	<b>\$0</b>	<b>0.00</b>	<b>\$0</b>	<b>0.00</b>	<b>\$0</b>	<b>0.00</b>	<b>\$0</b>	<b>0.00</b>
<b>OTHER FUNDS</b>	<b>\$0</b>	<b>0.00</b>	<b>\$0</b>	<b>0.00</b>	<b>\$0</b>	<b>0.00</b>	<b>\$0</b>	<b>0.00</b>

**PROGRAM DESCRIPTION**

**Department - Revenue/State Tax Commission**

**HB Section(s): 4.03**

**Program Name - Administration**

**Program is found in the following core budget(s): State Tax Commission**

**1. What does this program do?**

This section provides the necessary administrative support for all employees of the State Tax Commission. More specifically, it provides budgeting, accounts payable, accounts receivable, payroll and personnel services. The three Commissioners are an integral part of the Administrative Section and they perform functions which transcend the entire organization inclusive of hearing and writing decisions, implementing statewide assessment procedures and submitting orders to guarantee compliance with statutory and constitutional requirements associated with the assessment process in the state.

**2. What is the authorization for this program, i.e., federal or state statute, etc.? (Include the federal program number, if applicable.)**

Article X, Section 14, Constitution of Missouri, Chapter 138, RSMo

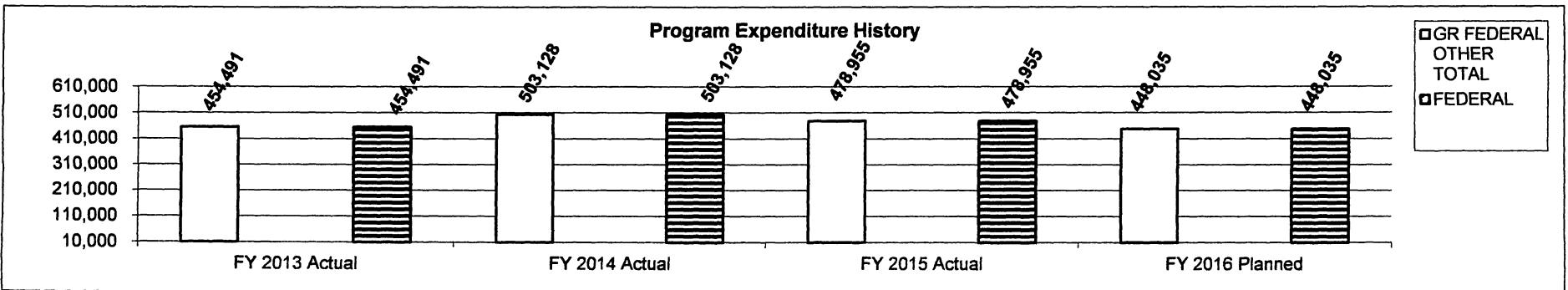
**3. Are there federal matching requirements? If yes, please explain.**

No

**4. Is this a federally mandated program? If yes, please explain.**

No

**5. Provide actual expenditures for the prior three fiscal years and planned expenditures for the current fiscal year.**



**6. What are the sources of the "Other " funds?**

N/A

**PROGRAM DESCRIPTION**

**Department - Revenue/State Tax Commission**

**HB Section(s): 4.03**

**Program Name - Administration**

**Program is found in the following core budget(s): State Tax Commission**

**7a. Provide an effectiveness measure.**

N/A

**7b. Provide an efficiency measure.**

N/A

**7c. Provide the number of clients/individuals served, if applicable.**

N/A

**7d. Provide a customer satisfaction measure, if available.**

N/A

**PROGRAM DESCRIPTION**

**Department - Revenue/State Tax Commission**

**Program Name - Legal**

**HB Section(s): 4.03**

**Program is found in the following core budget(s): State Tax Commission**

**1. What does this program do?**

This section renders legal advice to the Commission; handles litigation involving the State Tax Commission in the courts; coordinates legal matters with the Attorney General's office; conducts hearings and issues decisions in assessment appeals before the Commission; and assists the Commission in the preparation of decisions and orders, including findings of fact and conclusions of law, in individual assessment appeals.

**2. What is the authorization for this program, i.e., federal or state statute, etc.? (Include the federal program number, if applicable.)**

Article X, Section 14, Constitution of Missouri, Section 138.430 and 138.431, RSMo

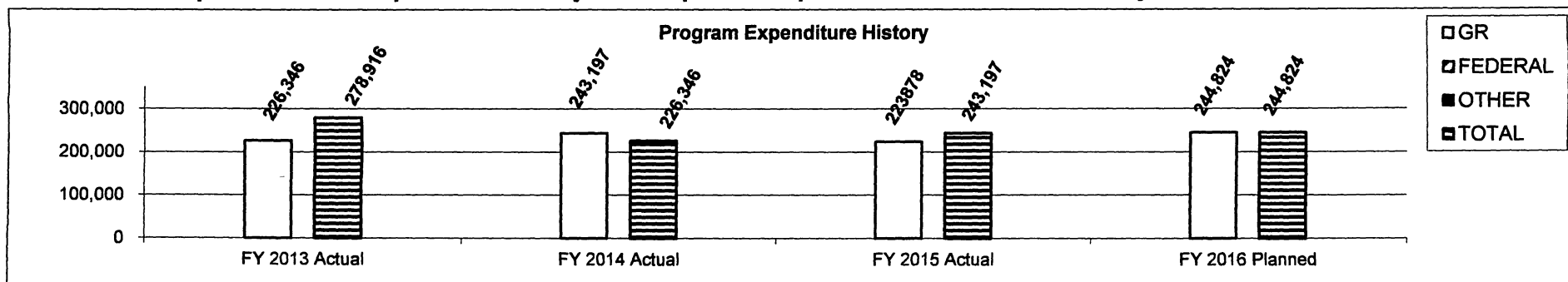
**3. Are there federal matching requirements? If yes, please explain.**

No

**4. Is this a federally mandated program? If yes, please explain.**

No

**5. Provide actual expenditures for the prior three fiscal years and planned expenditures for the current fiscal year.**



**6. What are the sources of the "Other " funds?**

N/A



**PROGRAM DESCRIPTION**

**Department - Revenue/State Tax Commission**

**Program Name - Legal**

**HB Section(s): 4.03**

**Program is found in the following core budget(s): State Tax Commission**

**7a. Provide an effectiveness measure.**

	FY 2011		FY 2012		FY-2013		FY-2014		FY-2015		FY-2016
	Projected	Actual	Projected	Actual	Projected	Actual	Projected	Actual	Projected	Actual	Projected
<b>Appeals</b>	1,500	1,475	5,000	6,626	1,500	1,153	5,000	6,655	1,500	1,200	9,000

**7b. Provide an efficiency measure.**

N/A

**7c. Provide the number of clients/individuals served, if applicable.**

N/A

**7d. Provide a customer satisfaction measure, if available.**

N/A

**PROGRAM DESCRIPTION**

**Department - Revenue/State Tax Commission**

**HB Section(s): 4.03**

**Program Name - Original Assessment**

**Program is found in the following core budget(s): State Tax Commission**

**1. What does this program do?**

This section has the duty of the original assessment of the distributable property held by public utilities, railroads, freight line companies, airlines and related entities. This section performs in excess of 750 complex unitary valuation appraisals equating to \$20 billion market value of companies with a taxable nexus in this state. The appraisals conducted by this section results in excess of \$365 million in local revenues.

**2. What is the authorization for this program, i.e., federal or state statute, etc.? (Include the federal program number, if applicable.)**

Article X, Section 14, Constitution of Missouri, Section 138.420, Section 151, 153 and 155 RSMo

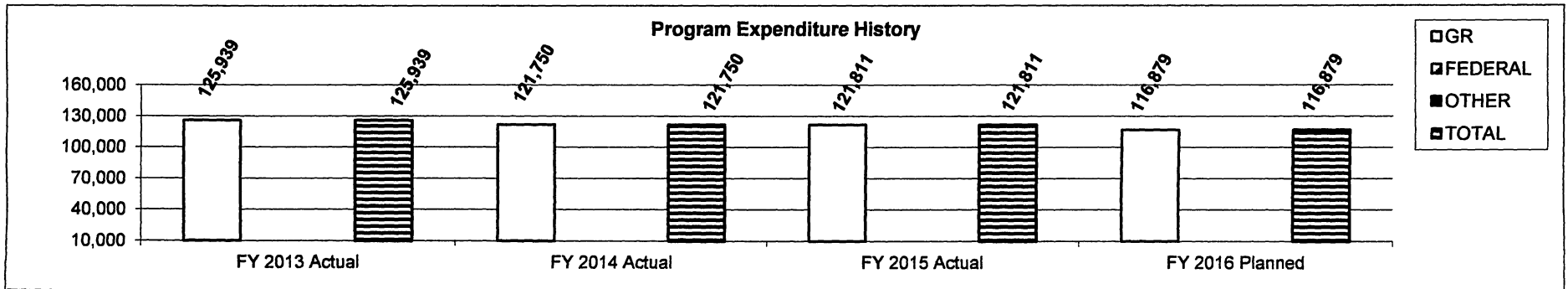
**3. Are there federal matching requirements? If yes, please explain.**

No

**4. Is this a federally mandated program? If yes, please explain.**

No

**5. Provide actual expenditures for the prior three fiscal years and planned expenditures for the current fiscal year.**



**6. What are the sources of the "Other " funds?**

N/A

**PROGRAM DESCRIPTION**

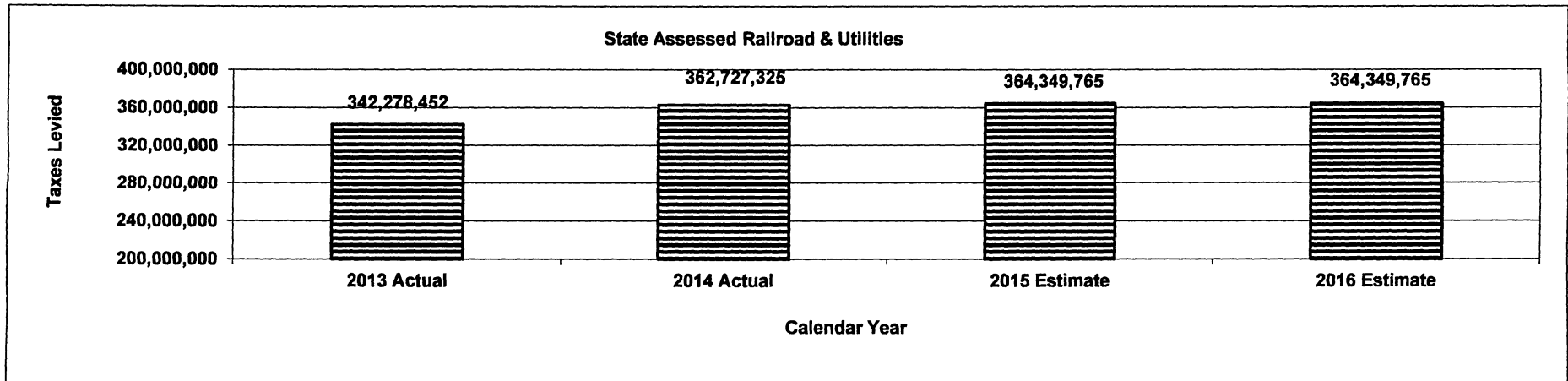
**Department - Revenue/State Tax Commission**

**HB Section(s): 4.03**

**Program Name - Original Assessment**

**Program is found in the following core budget(s): State Tax Commission**

**7a. Provide an effectiveness measure.**



**7b. Provide an efficiency measure.**

**7c. Provide the number of clients/individuals served, if applicable.**

N/A

**7d. Provide a customer satisfaction measure, if available.**

N/A

**PROGRAM DESCRIPTION**

**Department - Revenue/State Tax Commission**

**HB Section(s): 4.03**

**Program Name - Local Assistance**

**Program is found in the following core budget(s): State Tax Commission**

**1. What does this program do?**

This section's primary duty is to assist counties in implementing their assessment maintenance programs and to provide additional assistance in any matters pertaining to assessment practices. This section also performs studies to determine the level and quality of assessment as required by Constitutional and statutory mandates. These studies serve as the basis for inter and intra county equalization directives.

**2. What is the authorization for this program, i.e., federal or state statute, etc.? (Include the federal program number, if applicable.)**

Article X, Section 14, Constitution of Missouri, Section 138.380, 138.390, 138.410 and 138.415, RSMo

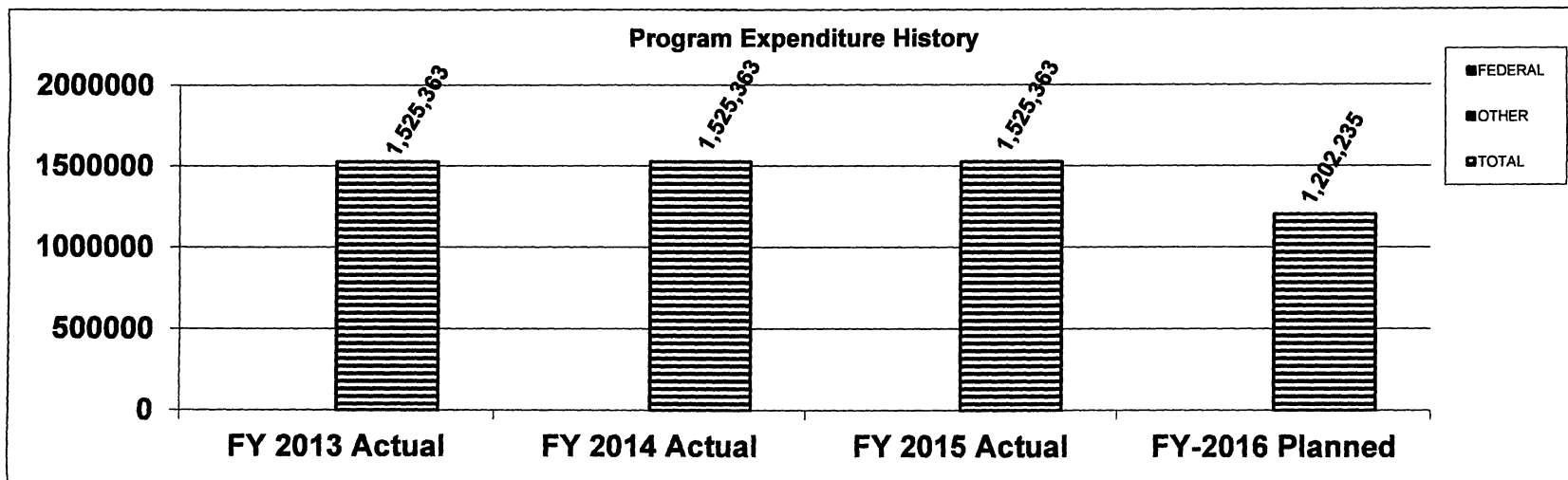
**3. Are there federal matching requirements? If yes, please explain.**

No

**4. Is this a federally mandated program? If yes, please explain.**

No

**5. Provide actual expenditures for the prior three fiscal years and planned expenditures for the current fiscal year.**



**6. What are the sources of the "Other " funds?**

N/A

**PROGRAM DESCRIPTION**

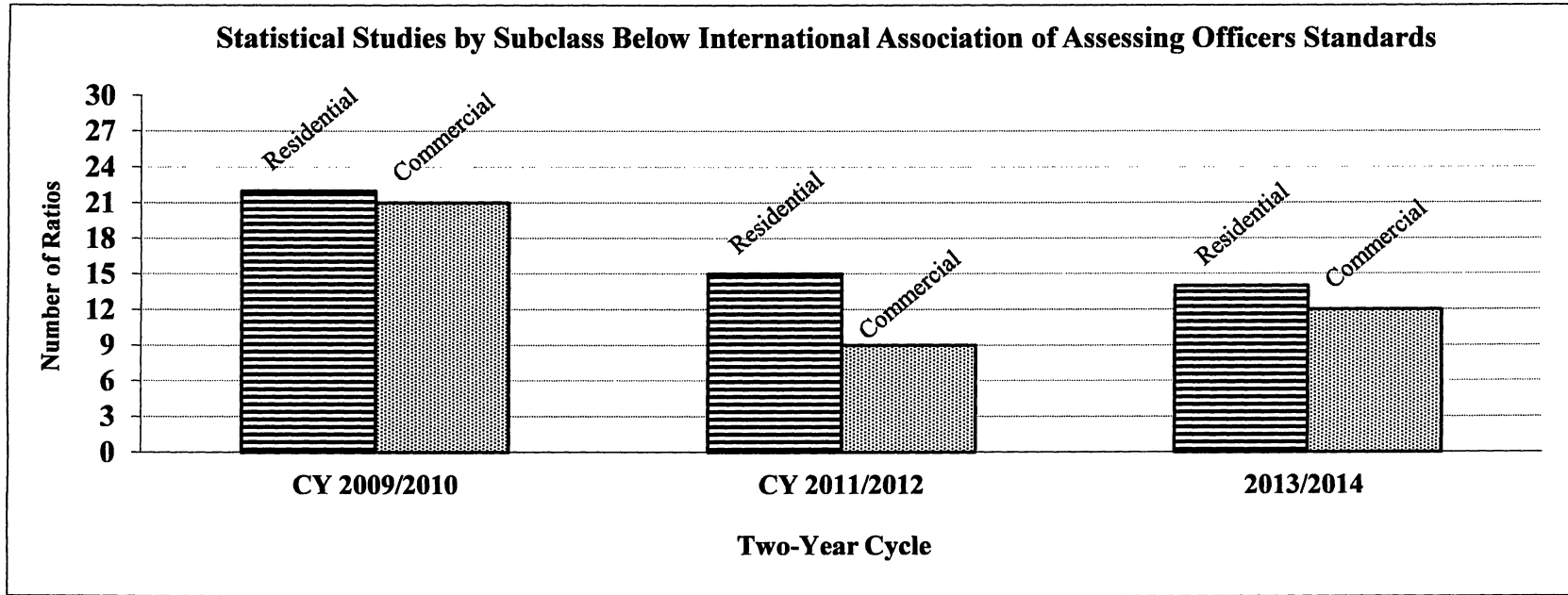
**Department - Revenue/State Tax Commission**

**HB Section(s): 4.03**

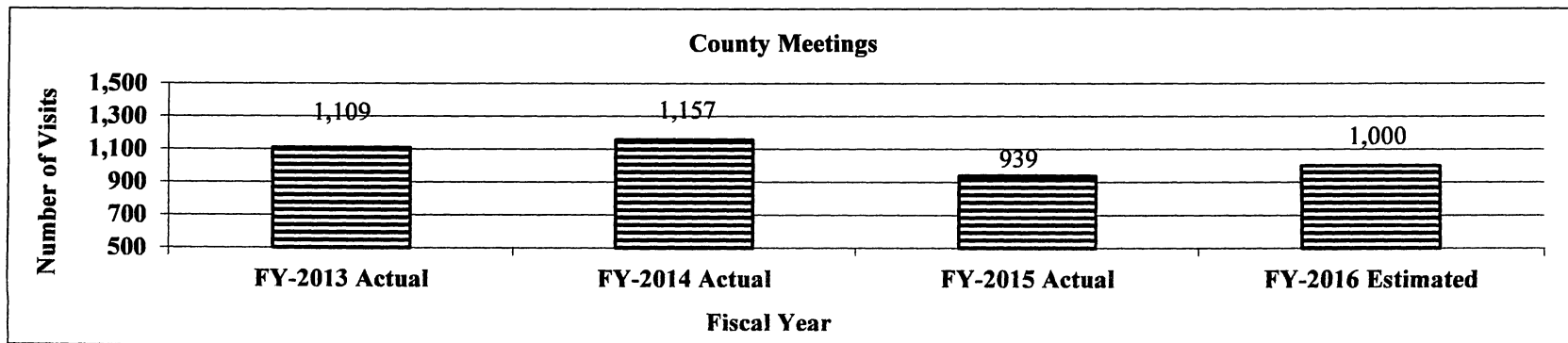
**Program Name - Local Assistance**

**Program is found in the following core budget(s): State Tax Commission**

**7a. Provide an effectiveness measure.**



**7b. Provide an efficiency measure.**



**PROGRAM DESCRIPTION**

<b>Department - Revenue/State Tax Commission</b>		<b>HB Section(s): 4.03</b>		
<b>Program Name - Local Assistance</b>				
<b>Program is found in the following core budget(s): State Tax Commission</b>				
<b>Number of Statistical Studies By Study Type Per Two-Year Cycle</b>				
	<b>CY-2009/2010 Actual</b>	<b>CY-2011/2012 Actual</b>	<b>CY-2013/2014 Actual</b>	<b>CY-2015/2016 Planned</b>
<b>Appraisal Studies</b>	204	204	74	73
<b>Sales Studies</b>	20	20	76	77
<b>Hybrid Studies</b>	6	6	0	0
<b>Total Studies</b>	<b>230</b>	<b>230</b>	<b>150</b>	<b>150</b>
<b>7c. Provide the number of clients/individuals served, if applicable.</b>				
N/A				
<b>7d. Provide a customer satisfaction measure, if available.</b>				
N/A				

**NEW DECISION ITEM**

RANK: 2 OF \_\_\_\_\_

<b>Department of Revenue</b>	<b>Budget Unit</b> <u>4.03</u>
<b>Division: State Tax Commission</b>	
<b>DI Name: Pay Plan FY17</b>	<b>DI#: 000012</b>

**1. AMOUNT OF REQUEST**

	FY 2017 Budget Request			
	GR	Federal	Other	Total
PS	0	0	0	0
EE	0	0	0	0
PSD	0	0	0	0
TRF	0	0	0	0
<b>Total</b>	<b>0</b>	<b>0</b>	<b>0</b>	<b>0</b>
<b>FTE</b>	<b>0.00</b>	<b>0.00</b>	<b>0.00</b>	<b>0.00</b>

	FY 2017 Governor's Recommendation			
	GR	Federal	Other	Total
PS	39,965	0	0	39,965
EE	0	0	0	0
PSD	0	0	0	0
TRF	0	0	0	0
<b>Total</b>	<b>39,965</b>	<b>0</b>	<b>0</b>	<b>39,965</b>
<b>FTE</b>	<b>0.00</b>	<b>0.00</b>	<b>0.00</b>	<b>0.00</b>

<b>Est. Fringe</b>	0	0	0	0
--------------------	---	---	---	---

*Note: Fringes budgeted in House Bill 5 except for certain fringes budgeted directly to MoDOT, Highway Patrol, and Conservation.*

<b>Est. Fringe</b>	10,918	0	0	10,918
--------------------	--------	---	---	--------

*Note: Fringes budgeted in House Bill 5 except for certain fringes budgeted directly to MoDOT, Highway Patrol, and Conservation.*

Other Funds:

Other Funds:

**2. THIS REQUEST CAN BE CATEGORIZED AS:**

<input type="checkbox"/> New Legislation	<input type="checkbox"/> New Program	<input type="checkbox"/> Fund Switch
<input type="checkbox"/> Federal Mandate	<input type="checkbox"/> Program Expansion	<input type="checkbox"/> Cost to Continue
<input type="checkbox"/> GR Pick-Up	<input type="checkbox"/> Space Request	<input type="checkbox"/> Equipment Replacement
<input checked="" type="checkbox"/> Pay Plan	<input type="checkbox"/> Other: _____	

**3. WHY IS THIS FUNDING NEEDED? PROVIDE AN EXPLANATION FOR ITEMS CHECKED IN #2. INCLUDE THE FEDERAL OR STATE STATUTORY OR CONSTITUTIONAL AUTHORIZATION FOR THIS PROGRAM.**

The Governor's Fiscal Year 2017 budget includes appropriation authority for a 2% pay raise for all state employees, except judges covered under the Missouri Citizens' Commission on Compensation for Elected Officials.

**NEW DECISION ITEM**

RANK: 2 OF \_\_\_\_\_

<b>Department of Revenue</b>	<b>Budget Unit</b> <u>4.03</u>
<b>Division: State Tax Commission</b>	
<b>DI Name: Pay Plan FY17</b>	<b>DI#: 000012</b>

**4. DESCRIBE THE DETAILED ASSUMPTIONS USED TO DERIVE THE SPECIFIC REQUESTED AMOUNT. (How did you determine that the requested number of FTE were appropriate? From what source or standard did you derive the requested levels of funding? Were alternatives such as outsourcing or automation considered? If based on new legislation, does request tie to TAFP fiscal note? If not, explain why. Detail which portions of the request are one-times and how those amounts were calculated.)**

The appropriated amount for the Fiscal Year 17 pay plan was based on two percent of the core personal service appropriations.

**5. BREAK DOWN THE REQUEST BY BUDGET OBJECT CLASS, JOB CLASS, AND FUND SOURCE. IDENTIFY ONE-TIME COSTS.**

	<b>Dept Req GR DOLLARS</b>	<b>Dept Req GR FTE</b>	<b>Dept Req FED DOLLARS</b>	<b>Dept Req FED FTE</b>	<b>Dept Req OTHER DOLLARS</b>	<b>Dept Req OTHER FTE</b>	<b>Dept Req TOTAL DOLLARS</b>	<b>Dept Req TOTAL FTE</b>	<b>Dept Req One-Time DOLLARS</b>
							0	0.0	
							0	0.0	
<b>Total PS</b>	<b>0</b>	<b>0.0</b>	<b>0</b>	<b>0.0</b>	<b>0</b>	<b>0.0</b>	<b>0</b>	<b>0.0</b>	<b>0</b>
<b>Grand Total</b>	<b>0</b>	<b>0.0</b>	<b>0</b>	<b>0.0</b>	<b>0</b>	<b>0.0</b>	<b>0</b>	<b>0.0</b>	<b>0</b>

	<b>Gov Rec GR DOLLARS</b>	<b>Gov Rec GR FTE</b>	<b>Gov Rec FED DOLLARS</b>	<b>Gov Rec FED FTE</b>	<b>Gov Rec OTHER DOLLARS</b>	<b>Gov Rec OTHER FTE</b>	<b>Gov Rec TOTAL DOLLARS</b>	<b>Gov Rec TOTAL FTE</b>	<b>Gov Rec One-Time DOLLARS</b>
							0	0.0	
<b>100-Salaries and Wages</b>	<b>39,965</b>						<b>39,965</b>	<b>0.0</b>	
<b>Total PS</b>	<b>39,965</b>	<b>0.0</b>	<b>0</b>	<b>0.0</b>	<b>0</b>	<b>0.0</b>	<b>39,965</b>	<b>0.0</b>	<b>0</b>
<b>Grand Total</b>	<b>39,965</b>	<b>0.0</b>	<b>0</b>	<b>0.0</b>	<b>0</b>	<b>0.0</b>	<b>39,965</b>	<b>0.0</b>	<b>0</b>



**DECISION ITEM DETAIL**

Budget Unit	FY 2015	FY 2015	FY 2016	FY 2016	FY 2017	FY 2017	FY 2017	FY 2017
Decision Item	ACTUAL	ACTUAL	BUDGET	BUDGET	DEPT REQ	DEPT REQ	GOV REC	GOV REC
Budget Object Class	DOLLAR	FTE	DOLLAR	FTE	DOLLAR	FTE	DOLLAR	FTE
<b>STATE TAX COMMISSION</b>								
<b>Pay Plan - 0000012</b>								
ADMIN OFFICE SUPPORT ASSISTANT	0	0.00	0	0.00	0	0.00	1,382	0.00
SR OFC SUPPORT ASST (STENO)	0	0.00	0	0.00	0	0.00	638	0.00
RESEARCH ANAL II	0	0.00	0	0.00	0	0.00	884	0.00
EXECUTIVE I	0	0.00	0	0.00	0	0.00	733	0.00
ASSESSMENT REP II TAX COMM	0	0.00	0	0.00	0	0.00	4,829	0.00
APPRAISER II	0	0.00	0	0.00	0	0.00	8,237	0.00
APPRAISER III	0	0.00	0	0.00	0	0.00	947	0.00
APPRAISER SUPERVISOR	0	0.00	0	0.00	0	0.00	4,284	0.00
APPRAISAL SPECIALIST	0	0.00	0	0.00	0	0.00	2,380	0.00
TAX COMMISSION MANAGER, BAND 2	0	0.00	0	0.00	0	0.00	2,453	0.00
TAX COMMISSION MANAGER, BAND 3	0	0.00	0	0.00	0	0.00	1,437	0.00
CHIEF COUNSEL	0	0.00	0	0.00	0	0.00	1,424	0.00
HEARINGS OFFICER	0	0.00	0	0.00	0	0.00	590	0.00
COMMISSION MEMBER	0	0.00	0	0.00	0	0.00	4,265	0.00
COMMISSION CHAIRMAN	0	0.00	0	0.00	0	0.00	2,133	0.00
SENIOR HEARINGS OFFICER	0	0.00	0	0.00	0	0.00	2,152	0.00
PRINCIPAL ASST BOARD/COMMISSON	0	0.00	0	0.00	0	0.00	1,197	0.00
<b>TOTAL - PS</b>	<b>0</b>	<b>0.00</b>	<b>0</b>	<b>0.00</b>	<b>0</b>	<b>0.00</b>	<b>39,965</b>	<b>0.00</b>
<b>GRAND TOTAL</b>	<b>\$0</b>	<b>0.00</b>	<b>\$0</b>	<b>0.00</b>	<b>\$0</b>	<b>0.00</b>	<b>\$39,965</b>	<b>0.00</b>
<b>GENERAL REVENUE</b>	<b>\$0</b>	<b>0.00</b>	<b>\$0</b>	<b>0.00</b>	<b>\$0</b>	<b>0.00</b>	<b>\$39,965</b>	<b>0.00</b>
<b>FEDERAL FUNDS</b>	<b>\$0</b>	<b>0.00</b>	<b>\$0</b>	<b>0.00</b>	<b>\$0</b>	<b>0.00</b>	<b>\$0</b>	<b>0.00</b>
<b>OTHER FUNDS</b>	<b>\$0</b>	<b>0.00</b>	<b>\$0</b>	<b>0.00</b>	<b>\$0</b>	<b>0.00</b>	<b>\$0</b>	<b>0.00</b>

**DECISION ITEM SUMMARY**

Budget Unit	FY 2015	FY 2015	FY 2016	FY 2016	FY 2017	FY 2017	FY 2017	FY 2017
Decision Item	ACTUAL	ACTUAL	BUDGET	BUDGET	DEPT REQ	DEPT REQ	GOV REC	GOV REC
Budget Object Summary	DOLLAR	FTE	DOLLAR	FTE	DOLLAR	FTE	DOLLAR	FTE
Fund	DOLLAR	FTE	DOLLAR	FTE	DOLLAR	FTE	DOLLAR	FTE
<b>ASSESSMENT MAINTENANCE</b>								
<b>CORE</b>								
PROGRAM-SPECIFIC								
GENERAL REVENUE	9,875,176	0.00	10,376,876	0.00	10,376,876	0.00	10,376,876	0.00
TOTAL - PD	9,875,176	0.00	10,376,876	0.00	10,376,876	0.00	10,376,876	0.00
<b>TOTAL</b>	<b>9,875,176</b>	<b>0.00</b>	<b>10,376,876</b>	<b>0.00</b>	<b>10,376,876</b>	<b>0.00</b>	<b>10,376,876</b>	<b>0.00</b>
<b>GRAND TOTAL</b>	<b>\$9,875,176</b>	<b>0.00</b>	<b>\$10,376,876</b>	<b>0.00</b>	<b>\$10,376,876</b>	<b>0.00</b>	<b>\$10,376,876</b>	<b>0.00</b>

**CORE DECISION ITEM**

<b>Department</b>	<b>Revenue/State Tax Commission</b>	<b>Budget Unit</b>	<b>87016C</b>
<b>Division</b>	<b>State Tax Commission</b>	<b>HB Section</b>	<b>4.035</b>
<b>Core -</b>	<b>Assessment Maintenance</b>		

**1. CORE FINANCIAL SUMMARY**

	FY 2017 Budget Request			
	GR	Federal	Other	Total
PS	0	0	0	0
EE	0	0	0	0
PSD	10,376,876	0	0	10,376,876
TRF	0	0	0	0
<b>Total</b>	<b>10,376,876</b>	<b>0</b>	<b>0</b>	<b>10,376,876</b>
<b>FTE</b>	<b>0.00</b>	<b>0.00</b>	<b>0.00</b>	<b>0.00</b>

	FY 2017 Governor's Recommendation			
	GR	Federal	Other	Total
PS	0	0	0	0
EE	0	0	0	0
PSD	10,376,876	0	0	10,376,876
TRF	0	0	0	0
<b>Total</b>	<b>10,376,876</b>	<b>0</b>	<b>0</b>	<b>10,376,876</b>
<b>FTE</b>	<b>0.00</b>	<b>0.00</b>	<b>0.00</b>	<b>0.00</b>

<b>Est. Fringe</b>	0	0	0	0
--------------------	---	---	---	---

*Note: Fringes budgeted in House Bill 5 except for certain fringes budgeted directly to MoDOT, Highway Patrol, and Conservation.*

<b>Est. Fringe</b>	0	0	0	0
--------------------	---	---	---	---

*Note: Fringes budgeted in House Bill 5 except for certain fringes budgeted directly to MoDOT, Highway Patrol, and Conservation.*

Other Funds:

Other Funds:

**2. CORE DESCRIPTION**

Section 137.750, RSMO states that the State of Missouri may provide local assessment jurisdictions with up to 60 percent of all costs associated with implementing a biennial reassessment plan. The current assessment maintenance appropriation reimburses at 50 percent of all costs associated with implementing a biennial reassessment plan. This core request in the amount of \$10,376,876 will provide reimbursements to counties at just under \$3.15 per parcel based upon the 2014 parcel count of 3,299,273.

The average cost per parcel required to implement the statewide assessment program stands at \$17.58. The core request provides funding to pay for 14% of the actual cost required to assess property in the State of Missouri with the balance of 86% being borne by local government and public school districts.

**3. PROGRAM LISTING (list programs included in this core funding)**

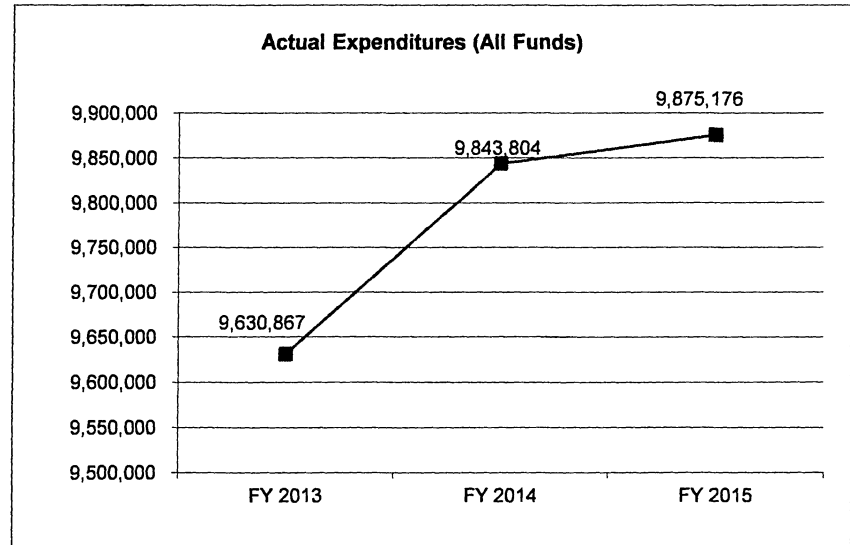
None

**CORE DECISION ITEM**

<b>Department</b>	<b>Revenue/State Tax Commission</b>	<b>Budget Unit</b>	<b>87016C</b>
<b>Division</b>	<b>State Tax Commission</b>		
<b>Core -</b>	<b>Assessment Maintenance</b>	<b>HB Section</b>	<b>4.035</b>

**4. FINANCIAL HISTORY**

	<b>FY 2013 Actual</b>	<b>FY 2014 Actual</b>	<b>FY 2015 Actual</b>	<b>FY 2016 Current Yr.</b>
Appropriation (All Funds)	9,793,971	9,843,804	9,876,876	10,376,876
Less Reverted (All Funds)	0	0	0	N/A
Less Restricted (All Funds)	0	0	0	N/A
Budget Authority (All Funds)	9,793,971	9,843,804	9,876,876	N/A
Actual Expenditures (All Funds)	9,630,867	9,843,804	9,875,176	N/A
Unexpended (All Funds)	163,104	0	1,700	N/A
Unexpended, by Fund:				
General Revenue	163,104	0	1,700	N/A
Federal	0	0	0	N/A
Other	0	0	0	N/A



Reverted includes the statutory three-percent reserve amount (when applicable).

Restricted includes any Governor's Expenditure Restrictions which remained at the end of the fiscal year (when applicable).

**NOTES:**

**CORE RECONCILIATION DETAIL**

**DEPARTMENT OF REVENUE  
ASSESSMENT MAINTENANCE**

**5. CORE RECONCILIATION DETAIL**

	<b>Budget Class</b>	<b>FTE</b>	<b>GR</b>	<b>Federal</b>	<b>Other</b>	<b>Total</b>	<b>Explanation</b>
<b>TAFP AFTER VETOES</b>							
	PD	0.00	10,376,876	0	0	10,376,876	
	<b>Total</b>	<b>0.00</b>	<b>10,376,876</b>	<b>0</b>	<b>0</b>	<b>10,376,876</b>	
<b>DEPARTMENT CORE REQUEST</b>							
	PD	0.00	10,376,876	0	0	10,376,876	
	<b>Total</b>	<b>0.00</b>	<b>10,376,876</b>	<b>0</b>	<b>0</b>	<b>10,376,876</b>	
<b>GOVERNOR'S RECOMMENDED CORE</b>							
	PD	0.00	10,376,876	0	0	10,376,876	
	<b>Total</b>	<b>0.00</b>	<b>10,376,876</b>	<b>0</b>	<b>0</b>	<b>10,376,876</b>	

**DECISION ITEM DETAIL**

Budget Unit	FY 2015	FY 2015	FY 2016	FY 2016	FY 2017	FY 2017	FY 2017	FY 2017
Decision Item	ACTUAL	ACTUAL	BUDGET	BUDGET	DEPT REQ	DEPT REQ	GOV REC	GOV REC
Budget Object Class	DOLLAR	FTE	DOLLAR	FTE	DOLLAR	FTE	DOLLAR	FTE
<b>ASSESSMENT MAINTENANCE</b>								
<b>CORE</b>								
PROGRAM DISTRIBUTIONS	9,875,176	0.00	10,376,876	0.00	10,376,876	0.00	10,376,876	0.00
TOTAL - PD	9,875,176	0.00	10,376,876	0.00	10,376,876	0.00	10,376,876	0.00
<b>GRAND TOTAL</b>	<b>\$9,875,176</b>	<b>0.00</b>	<b>\$10,376,876</b>	<b>0.00</b>	<b>\$10,376,876</b>	<b>0.00</b>	<b>\$10,376,876</b>	<b>0.00</b>
GENERAL REVENUE	\$9,875,176	0.00	\$10,376,876	0.00	\$10,376,876	0.00	\$10,376,876	0.00
FEDERAL FUNDS	\$0	0.00	\$0	0.00	\$0	0.00	\$0	0.00
OTHER FUNDS	\$0	0.00	\$0	0.00	\$0	0.00	\$0	0.00

# **STATE LOTTERY COMMISSION**

## Overview

### **Missouri State Lottery**

*The Missouri Lottery is a revenue source for Missouri public education.*

The Lottery's mission is to help fund educational opportunities for Missouri students, support Missouri businesses, and entertain millions.

The core functions of the Lottery are to:

- Recruit and license Lottery retailers
- Create, market, and distribute Lottery products
- Collect revenues from Lottery retailers
- Pay Lottery prizes and retailer commissions
- Ensure the security and integrity of Lottery operations and games, and
- Transfer profits to the Lottery Proceeds Fund

FY 15 ticket sales exceeded \$1 billion for the fifth year in a row and the amount of profit transferred to the Lottery Proceeds Fund for education exceeded \$270 million, the third highest in Lottery history

Over the past 30 years, the Lottery has sold nearly \$18.5 billion in product and transferred profits of more than \$5.1 billion to the state and public education.

The Missouri Lottery is diligent in being responsible stewards of the Lottery's money. During our 30-year history, the Lottery's operating percentage (administrative costs plus ticket costs as a percentage of sales) has decreased from 14 percent to less than 5 percent – one of the lowest in the country. The Lottery continues to build on its past history of developing and implementing cost-saving initiatives that will ensure the Lottery continues to improve the level of productivity and efficiency into the future.



### FLEXIBILITY REQUEST FORM

<b>BUDGET UNIT NUMBER:</b> 87212C <b>BUDGET UNIT NAME:</b> MISSOURI LOTTERY COMMISSION <b>HOUSE BILL SECTION:</b> 4.165	<b>DEPARTMENT:</b> REVENUE  <b>DIVISION:</b> MISSOURI LOTTERY COMMISSION
---	--

**1. Provide the amount by fund of personal service flexibility and the amount by fund of expense and equipment flexibility you are requesting in dollar and percentage terms and explain why the flexibility is needed. If flexibility is being requested among divisions, provide the amount by fund of flexibility you are requesting in dollar and percentage terms and explain why the flexibility is needed.**

**DEPARTMENT REQUEST**

Fund - 0657 Lottery Enterprise Fund  
 Personal Services - \$1,734,129 - 25%                      Expense and Equipment - \$2,211,879 - 25%                      Vendor Costs - \$6,842,869 - 25%  
 Flexibility is requested in case of market and/or industry changes that may require timely changes to business models and/or operations.

**2. Estimate how much flexibility will be used for the budget year. How much flexibility was used in the Prior Year Budget and the Current Year Budget? Please specify the amount.**

PRIOR YEAR ACTUAL AMOUNT OF FLEXIBILITY USED	CURRENT YEAR ESTIMATED AMOUNT OF FLEXIBILITY THAT WILL BE USED	BUDGET REQUEST ESTIMATED AMOUNT OF FLEXIBILITY THAT WILL BE USED
None	Potential use estimated at \$250,000 to \$1,000,000	Potential use estimated at \$250,000 to \$1,000,000

**3. Please explain how flexibility was used in the prior and/or current years.**

PRIOR YEAR EXPLAIN ACTUAL USE	CURRENT YEAR EXPLAIN PLANNED USE
N/A	Flexibility is necessary due to the removal of the estimated "E" appropriation on Expense and Equipment in FY 2014 and the breakout of Vendor Costs as a separate appropriation in FY 2015. Possible needs for flexibility will continue to be monitored during the year in relation to sales, market conditions, business models and operational needs.

**DECISION ITEM SUMMARY**

Budget Unit									
Decision Item	FY 2015	FY 2015	FY 2016	FY 2016	FY 2017	FY 2017	FY 2017	FY 2017	FY 2017
Budget Object Summary	ACTUAL	ACTUAL	BUDGET	BUDGET	DEPT REQ	DEPT REQ	GOV REC	GOV REC	GOV REC
Fund	DOLLAR	FTE	DOLLAR	FTE	DOLLAR	FTE	DOLLAR	FTE	FTE
<b>LOTTERY COMMISSION - OPERATIN</b>									
<b>CORE</b>									
<b>PERSONAL SERVICES</b>									
LOTTERY ENTERPRISE	6,687,608	152.41	6,936,517	153.50	6,936,517	153.50	6,936,517	153.50	153.50
TOTAL - PS	6,687,608	152.41	6,936,517	153.50	6,936,517	153.50	6,936,517	153.50	153.50
<b>EXPENSE &amp; EQUIPMENT</b>									
LOTTERY ENTERPRISE	43,349,865	0.00	52,212,792	0.00	52,212,792	0.00	52,212,792	0.00	0.00
TOTAL - EE	43,349,865	0.00	52,212,792	0.00	52,212,792	0.00	52,212,792	0.00	0.00
<b>PROGRAM-SPECIFIC</b>									
LOTTERY ENTERPRISE	2,880	0.00	6,200	0.00	6,200	0.00	6,200	0.00	0.00
TOTAL - PD	2,880	0.00	6,200	0.00	6,200	0.00	6,200	0.00	0.00
<b>TOTAL</b>	<b>50,040,353</b>	<b>152.41</b>	<b>59,155,509</b>	<b>153.50</b>	<b>59,155,509</b>	<b>153.50</b>	<b>59,155,509</b>	<b>153.50</b>	<b>153.50</b>
<b>Pay Plan - 0000012</b>									
<b>PERSONAL SERVICES</b>									
LOTTERY ENTERPRISE	0	0.00	0	0.00	0	0.00	138,732	0.00	0.00
TOTAL - PS	0	0.00	0	0.00	0	0.00	138,732	0.00	0.00
<b>TOTAL</b>	<b>0</b>	<b>0.00</b>	<b>0</b>	<b>0.00</b>	<b>0</b>	<b>0.00</b>	<b>138,732</b>	<b>0.00</b>	<b>0.00</b>
<b>GRAND TOTAL</b>	<b>\$50,040,353</b>	<b>152.41</b>	<b>\$59,155,509</b>	<b>153.50</b>	<b>\$59,155,509</b>	<b>153.50</b>	<b>\$59,294,241</b>	<b>153.50</b>	<b>153.50</b>

**CORE DECISION ITEM**

<b>Department</b>	<b>REVENUE</b>	<b>Budget Unit</b>	<b>87212C</b>
<b>Division</b>	<b>MISSOURI LOTTERY COMMISSION</b>		
<b>Core -</b>	<b>OPERATING</b>	<b>HB Section</b>	<b>4.17</b>

**1. CORE FINANCIAL SUMMARY**

	FY 2017 Budget Request			
	GR	Federal	Other	Total
PS	0	0	6,936,517	6,936,517
EE	0	0	52,212,792	52,212,792
PSD	0	0	6,200	6,200
TRF	0	0	0	0
<b>Total</b>	<b>0</b>	<b>0</b>	<b>59,155,509</b>	<b>59,155,509</b>
<b>FTE</b>	<b>0.00</b>	<b>0.00</b>	<b>153.50</b>	<b>153.50</b>

	FY 2017 Governor's Recommendation			
	GR	Federal	Other	Total
PS	0	0	6,936,517	6,936,517
EE	0	0	52,212,792	52,212,792
PSD	0	0	6,200	6,200
TRF	0	0	0	0
<b>Total</b>	<b>0</b>	<b>0</b>	<b>59,155,509</b>	<b>59,155,509</b>
<b>FTE</b>	<b>0.00</b>	<b>0.00</b>	<b>153.50</b>	<b>153.50</b>

<b>Est. Fringe</b>	0	0	3,444,178	3,444,178
--------------------	---	---	-----------	-----------

*Note: Fringes budgeted in House Bill 5 except for certain fringes budgeted directly to MoDOT, Highway Patrol, and Conservation.*

<b>Est. Fringe</b>	0	0	3,444,178	3,444,178
--------------------	---	---	-----------	-----------

*Note: Fringes budgeted in House Bill 5 except for certain fringes budgeted directly to MoDOT, Highway Patrol, and Conservation.*

Other Funds: Lottery Enterprise Fund (0657)

Other Funds: Lottery Enterprise Fund (0657)

**2. CORE DESCRIPTION**

The Missouri Lottery requests continued core funding for personal services and expense and equipment to continue to fulfill the mission of helping fund educational opportunities for Missouri students, supporting Missouri businesses and entertaining millions.

**3. PROGRAM LISTING (list programs included in this core funding)**

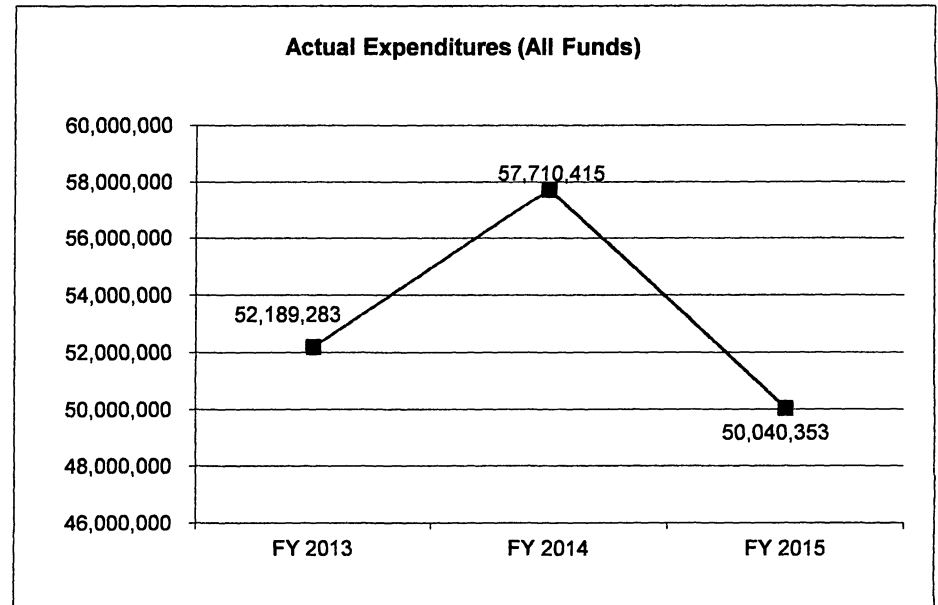
Direct and related costs to produce, manage and market approved Lottery games and tickets during the fiscal year

**CORE DECISION ITEM**

<b>Department</b>	<b>REVENUE</b>	<b>Budget Unit</b>	<b>87212C</b>
<b>Division</b>	<b>MISSOURI LOTTERY COMMISSION</b>	<b>HB Section</b>	<b>4.17</b>
<b>Core -</b>	<b>OPERATING</b>		

**4. FINANCIAL HISTORY**

	<b>FY 2013 Actual</b>	<b>FY 2014 Actual</b>	<b>FY 2015 Actual</b>	<b>FY 2016 Current Yr.</b>
Appropriation (All Funds)	52,538,838	59,048,458	59,118,310	59,155,509
Less Reverted (All Funds)	0	0	0	N/A
Less Restricted (All Funds)	0	0	0	N/A
Budget Authority (All Funds)	52,538,838	59,048,458	59,118,310	59,155,509
Actual Expenditures (All Funds)	52,189,283	57,710,415	50,040,353	N/A
Unexpended (All Funds)	349,555	1,338,043	9,077,957	N/A
Unexpended, by Fund:				
General Revenue	0	0	0	0
Federal	0	0	0	0
Other	349,555	1,338,043	9,077,957	N/A



Reverted includes the statutory three-percent reserve amount (when applicable).

Restricted includes any Governor's Expenditure Restrictions which remained at the end of the fiscal year (when applicable).

**NOTES:**

An "E" appropriation was used prior to FY 14 for selected, specific sales-related costs when sales exceeded customary levels.

The "E" appropriation was exercised to increase the appropriation by an additional \$893,640 in FY 13.

Supplemental budget requests were approved in the amount of \$3 million in FY 13 and \$2 million in FY 14.

**CORE RECONCILIATION DETAIL**

**DEPARTMENT OF REVENUE  
 LOTTERY COMMISSION - OPERATIN**

**5. CORE RECONCILIATION DETAIL**

	<b>Budget Class</b>	<b>FTE</b>	<b>GR</b>	<b>Federal</b>	<b>Other</b>	<b>Total</b>	<b>Explanation</b>
<b>TAFP AFTER VETOES</b>							
	PS	153.50	0	0	6,936,517	6,936,517	
	EE	0.00	0	0	52,212,792	52,212,792	
	PD	0.00	0	0	6,200	6,200	
	<b>Total</b>	<b>153.50</b>	<b>0</b>	<b>0</b>	<b>59,155,509</b>	<b>59,155,509</b>	
<b>DEPARTMENT CORE REQUEST</b>							
	PS	153.50	0	0	6,936,517	6,936,517	
	EE	0.00	0	0	52,212,792	52,212,792	
	PD	0.00	0	0	6,200	6,200	
	<b>Total</b>	<b>153.50</b>	<b>0</b>	<b>0</b>	<b>59,155,509</b>	<b>59,155,509</b>	
<b>GOVERNOR'S RECOMMENDED CORE</b>							
	PS	153.50	0	0	6,936,517	6,936,517	
	EE	0.00	0	0	52,212,792	52,212,792	
	PD	0.00	0	0	6,200	6,200	
	<b>Total</b>	<b>153.50</b>	<b>0</b>	<b>0</b>	<b>59,155,509</b>	<b>59,155,509</b>	

**DECISION ITEM DETAIL**

Budget Unit	FY 2015	FY 2015	FY 2016	FY 2016	FY 2017	FY 2017	FY 2017	FY 2017
Decision Item	ACTUAL	ACTUAL	BUDGET	BUDGET	DEPT REQ	DEPT REQ	GOV REC	GOV REC
Budget Object Class	DOLLAR	FTE	DOLLAR	FTE	DOLLAR	FTE	DOLLAR	FTE
<b>LOTTERY COMMISSION - OPERATIN</b>								
<b>CORE</b>								
SR OFC SUPPORT ASST (CLERICAL)	182,505	6.79	196,875	7.00	196,875	7.00	196,875	7.00
ADMIN OFFICE SUPPORT ASSISTANT	127,867	4.07	129,977	4.00	165,070	5.00	165,070	5.00
SR OFC SUPPORT ASST (STENO)	30,602	0.88	35,093	1.00	0	0.00	0	0.00
COMPUTER OPER I	24,481	0.94	53,303	2.00	53,303	2.00	53,303	2.00
COMPUTER OPER II	31,681	1.10	0	0.00	0	0.00	0	0.00
COMPUTER OPER III	106,999	3.02	106,755	3.00	106,755	3.00	106,755	3.00
COMPUTER OPERATIONS SPV II	49,774	1.00	51,061	1.00	51,061	1.00	51,061	1.00
INFORMATION TECHNOLOGIST II	43,254	1.00	36,195	1.00	0	0.00	0	0.00
INFORMATION TECHNOLOGIST III	128,864	2.83	89,246	2.00	0	0.00	0	0.00
INFORMATION TECHNOLOGIST IV	165,700	3.28	257,742	4.00	447,972	8.00	447,972	8.00
INFORMATION TECHNOLOGY SUPV	73,173	1.00	69,611	1.00	69,611	1.00	69,611	1.00
INFORMATION TECHNOLOGY SPEC I	159,100	2.50	179,090	3.00	58,908	1.00	58,908	1.00
INFORMATION TECHNOLOGY SPEC II	150,289	2.25	129,697	2.00	185,090	3.00	185,090	3.00
STOREKEEPER II	81,501	2.92	102,425	3.00	102,425	3.00	102,425	3.00
ACCOUNTANT I	34,455	1.01	33,970	1.00	33,970	1.00	33,970	1.00
ACCOUNTANT II	82,736	1.87	86,526	2.00	86,526	2.00	86,526	2.00
CH ACCOUNTANT	55,117	1.00	55,896	1.00	55,896	1.00	55,896	1.00
ACCOUNTING SPECIALIST III	55,117	1.00	52,609	1.00	52,609	1.00	52,609	1.00
RESEARCH ANAL III	54,562	1.07	50,041	1.00	50,041	1.00	50,041	1.00
PUBLIC INFORMATION COOR	236,187	5.17	234,141	5.00	234,143	5.00	234,143	5.00
TRAINING TECH III	0	0.00	272	1.00	0	0.00	0	0.00
EXECUTIVE I	293,028	8.12	291,499	8.00	291,499	8.00	291,499	8.00
EXECUTIVE II	43,254	1.00	43,482	1.00	43,482	1.00	43,482	1.00
MANAGEMENT ANALYSIS SPEC II	77,368	1.74	82,342	2.00	82,342	2.00	82,342	2.00
MAINTENANCE SPV II	44,064	1.00	47,876	1.00	47,876	1.00	47,876	1.00
GRAPHIC ARTS SPEC III	43,515	1.02	38,413	1.00	38,413	1.00	38,413	1.00
SATELLITE BROADCAST & VID PROD	0	0.00	2	0.00	0	0.00	0	0.00
LOTTERY CUSTOMER SERVICE REP	197,740	7.37	258,489	7.50	258,489	7.50	258,489	7.50
LOTTERY INSIDE SALES REP	242,485	7.93	243,943	8.00	243,943	8.00	243,943	8.00
LOTTERY SALES REPRESENTATIVE	1,477,982	40.46	1,661,251	41.00	1,661,251	41.00	1,661,251	41.00
LOTTERY INSIDE SALES SUPV	73,144	1.96	70,586	2.00	70,586	2.00	70,586	2.00
LOTTERY SALES COORDINATOR	385,372	8.07	396,496	8.00	396,496	8.00	396,496	8.00

**DECISION ITEM DETAIL**

Budget Unit	FY 2015	FY 2015	FY 2016	FY 2016	FY 2017	FY 2017	FY 2017	FY 2017
Decision Item	ACTUAL	ACTUAL	BUDGET	BUDGET	DEPT REQ	DEPT REQ	GOV REC	GOV REC
Budget Object Class	DOLLAR	FTE	DOLLAR	FTE	DOLLAR	FTE	DOLLAR	FTE
<b>LOTTERY COMMISSION - OPERATING CORE</b>								
LOTTERY SECURITY SPECIALIST	162,784	3.00	160,210	3.00	160,210	3.00	160,210	3.00
FACILITIES OPERATIONS MGR B1	58,559	1.00	57,731	1.00	57,731	1.00	57,731	1.00
FISCAL & ADMINISTRATIVE MGR B3	90,770	1.00	91,378	1.00	91,378	1.00	91,378	1.00
HUMAN RESOURCES MGR B1	57,862	1.02	60,162	1.00	60,162	1.00	60,162	1.00
RESEARCH MANAGER B1	60,925	1.00	61,254	1.00	61,254	1.00	61,254	1.00
LOTTERY MGR B1	376,930	6.97	374,132	7.00	374,132	7.00	374,132	7.00
LOTTERY MGR B2	308,352	5.00	312,965	5.00	312,965	5.00	312,965	5.00
LOTTERY MGR B3	163,970	2.00	161,484	2.00	161,484	2.00	161,484	2.00
DIVISION DIRECTOR	182,933	2.00	188,063	2.00	188,063	2.00	188,063	2.00
DESIGNATED PRINCIPAL ASST DIV	284,213	3.80	219,673	3.00	219,945	4.00	219,945	4.00
SPECIAL ASST PROFESSIONAL	20,125	0.25	0	0.00	0	0.00	0	0.00
SPECIAL ASST PARAPROFESSIONAL	53,823	1.00	49,750	1.00	49,750	1.00	49,750	1.00
PRINCIPAL ASST BOARD/COMMISSION	114,446	1.00	114,811	1.00	114,811	1.00	114,811	1.00
<b>TOTAL - PS</b>	<b>6,687,608</b>	<b>152.41</b>	<b>6,936,517</b>	<b>153.50</b>	<b>6,936,517</b>	<b>153.50</b>	<b>6,936,517</b>	<b>153.50</b>
TRAVEL, IN-STATE	115,939	0.00	153,400	0.00	153,400	0.00	153,400	0.00
TRAVEL, OUT-OF-STATE	40,626	0.00	42,600	0.00	42,600	0.00	42,600	0.00
SUPPLIES	628,355	0.00	820,060	0.00	833,887	0.00	833,887	0.00
PROFESSIONAL DEVELOPMENT	71,648	0.00	161,638	0.00	161,638	0.00	161,638	0.00
COMMUNICATION SERV & SUPP	312,118	0.00	413,550	0.00	413,550	0.00	413,550	0.00
PROFESSIONAL SERVICES	36,220,789	0.00	43,764,450	0.00	47,291,402	0.00	47,291,402	0.00
HOUSEKEEPING & JANITORIAL SERV	35,169	0.00	42,300	0.00	42,300	0.00	42,300	0.00
M&R SERVICES	1,065,687	0.00	926,600	0.00	926,600	0.00	926,600	0.00
COMPUTER EQUIPMENT	462,670	0.00	588,600	0.00	588,600	0.00	588,600	0.00
MOTORIZED EQUIPMENT	193,868	0.00	210,000	0.00	210,000	0.00	210,000	0.00
OFFICE EQUIPMENT	58,237	0.00	59,406	0.00	59,406	0.00	59,406	0.00
OTHER EQUIPMENT	427,350	0.00	462,173	0.00	462,173	0.00	462,173	0.00
PROPERTY & IMPROVEMENTS	80,281	0.00	500,000	0.00	500,000	0.00	500,000	0.00
BUILDING LEASE PAYMENTS	26,462	0.00	33,600	0.00	33,600	0.00	33,600	0.00
EQUIPMENT RENTALS & LEASES	3,283,404	0.00	3,604,479	0.00	63,700	0.00	63,700	0.00
MISCELLANEOUS EXPENSES	327,262	0.00	429,936	0.00	429,936	0.00	429,936	0.00
<b>TOTAL - EE</b>	<b>43,349,865</b>	<b>0.00</b>	<b>52,212,792</b>	<b>0.00</b>	<b>52,212,792</b>	<b>0.00</b>	<b>52,212,792</b>	<b>0.00</b>

**DECISION ITEM DETAIL**

Budget Unit	FY 2015	FY 2015	FY 2016	FY 2016	FY 2017	FY 2017	FY 2017	FY 2017
Decision Item	ACTUAL	ACTUAL	BUDGET	BUDGET	DEPT REQ	DEPT REQ	GOV REC	GOV REC
Budget Object Class	DOLLAR	FTE	DOLLAR	FTE	DOLLAR	FTE	DOLLAR	FTE
<b>LOTTERY COMMISSION - OPERATING CORE</b>								
REFUNDS	2,880	0.00	6,200	0.00	6,200	0.00	6,200	0.00
TOTAL - PD	2,880	0.00	6,200	0.00	6,200	0.00	6,200	0.00
<b>GRAND TOTAL</b>	<b>\$50,040,353</b>	<b>152.41</b>	<b>\$59,155,509</b>	<b>153.50</b>	<b>\$59,155,509</b>	<b>153.50</b>	<b>\$59,155,509</b>	<b>153.50</b>
GENERAL REVENUE	\$0	0.00	\$0	0.00	\$0	0.00	\$0	0.00
FEDERAL FUNDS	\$0	0.00	\$0	0.00	\$0	0.00	\$0	0.00
OTHER FUNDS	\$50,040,353	152.41	\$59,155,509	153.50	\$59,155,509	153.50	\$59,155,509	153.50



**PROGRAM DESCRIPTION**

**Department** REVENUE  
**Program Name** MISSOURI LOTTERY COMMISSION  
**Program is found in the following core budget(s):** LOTTERY - OPERATING - OTHER FUNDS

**1. What does this program do?**

The Missouri Lottery Commission is a revenue source for Missouri public education. Lottery operating appropriations allow the Commission to expend resources they earn through the sale of tickets to support the development, implementation, sales, delivery and administration of a full array of lottery games, for the expressed purpose of generating profits that may be appropriated by the legislature for Missouri public education.

Expenditures are from funds generated by the sale of tickets and not from the General Revenue Fund.

The core functions of the Lottery are: a) recruit and license Lottery retailers; b) create, market and distribute Lottery products; c) collect revenues from retailers; d) pay Lottery prizes and retailer commissions; e) ensure the security and integrity of Lottery operations and games and f) transfer profits to the Lottery Proceeds Fund for appropriation.

**2. What is the authorization for this program, i.e., federal or state statute, etc.? (Include the federal program number, if applicable.)**

State statutes: RSMo 313.200-313.351; Article III, Section 39(b) of the Missouri State Constitution.

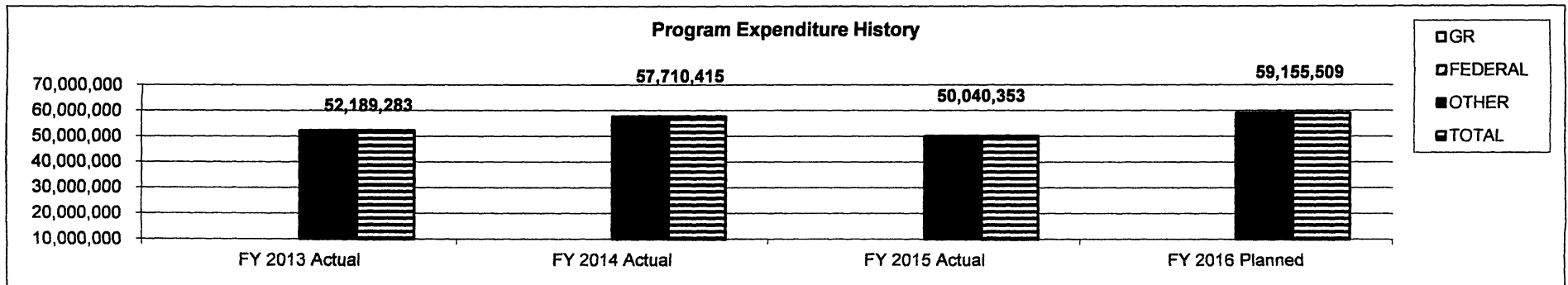
**3. Are there federal matching requirements? If yes, please explain.**

No

**4. Is this a federally mandated program? If yes, please explain.**

No

**5. Provide actual expenditures for the prior three fiscal years and planned expenditures for the current fiscal year.**



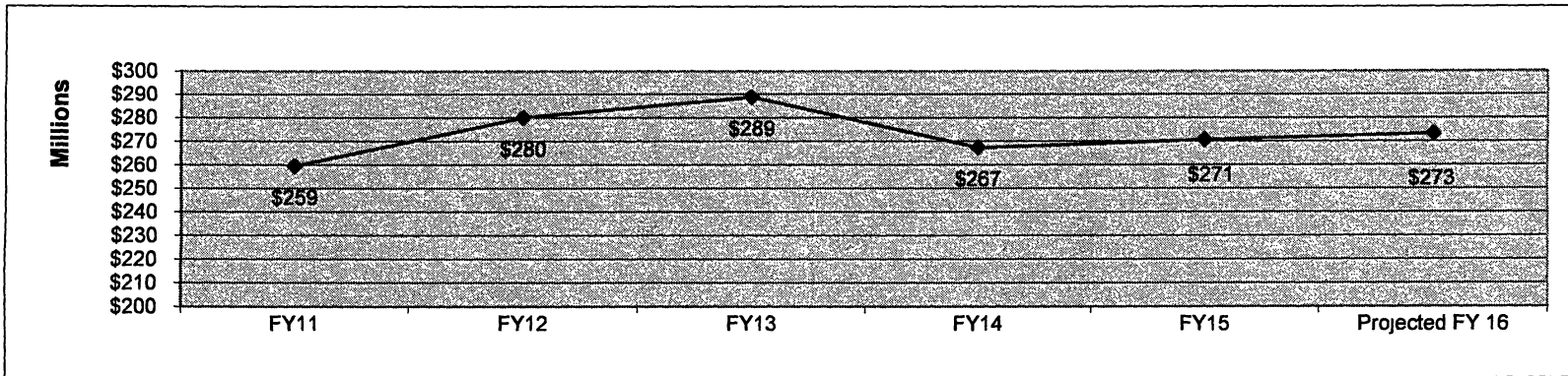
**PROGRAM DESCRIPTION**

**Department**      **REVENUE**  
**Program Name**   **MISSOURI LOTTERY COMMISSION**  
**Program is found in the following core budget(s):** **LOTTERY - OPERATING - OTHER FUNDS**

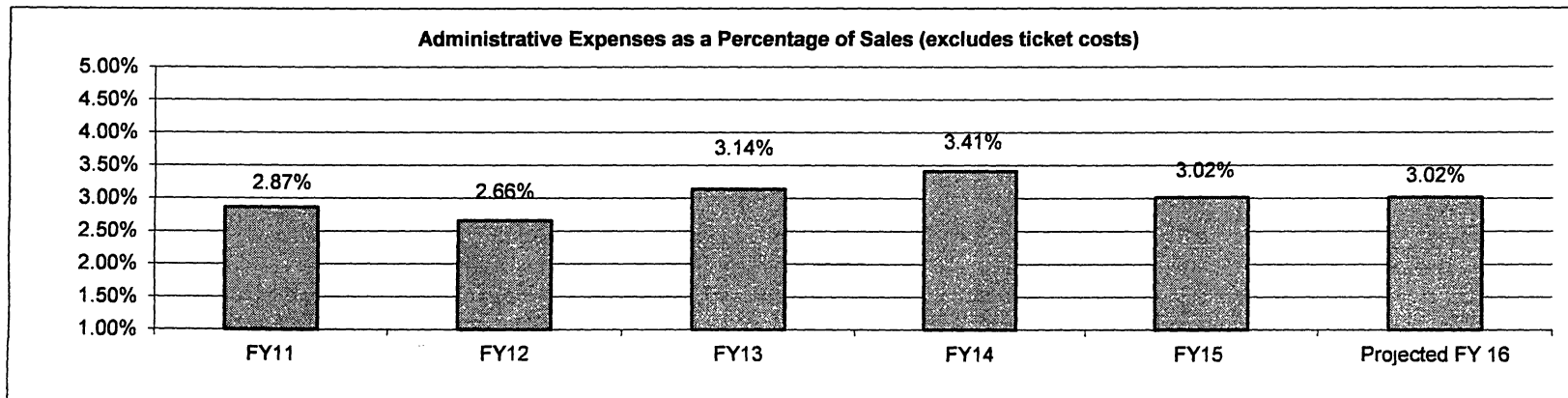
**6. What are the sources of the "Other " funds?**

Proceeds from the sale of tickets.

**7a. Provide an effectiveness measure.**



**7b. Provide an efficiency measure.**





THIS PAGE INTENTIONALLY LEFT BLANK.

**NEW DECISION ITEM**  
**RANK: 2 OF \_\_\_\_\_**

<b>Department of Revenue</b>	<b>Budget Unit</b> <u>4.17</u>
<b>Division: State Lottery Commission</b>	
<b>DI Name: Pay Plan FY17</b>	<b>DI#: 0000012</b>

**1. AMOUNT OF REQUEST**

	FY 2017 Budget Request				FY 2017 Governor's Recommendation				
	GR	Federal	Other	Total	GR	Federal	Other	Total	
PS	0	0	0	0	PS	0	0	138,732	138,732
EE	0	0	0	0	EE	0	0	0	0
PSD	0	0	0	0	PSD	0	0	0	0
TRF	0	0	0	0	TRF	0	0	0	0
<b>Total</b>	<b>0</b>	<b>0</b>	<b>0</b>	<b>0</b>	<b>Total</b>	<b>0</b>	<b>0</b>	<b>138,732</b>	<b>138,732</b>
FTE	0.00	0.00	0.00	0.00	FTE	0.00	0.00	0.00	0.00

<b>Est. Fringe</b>	0	0	0	0
--------------------	---	---	---	---

*Note: Fringes budgeted in House Bill 5 except for certain fringes budgeted directly to MoDOT, Highway Patrol, and Conservation.*

<b>Est. Fringe</b>	0	0	37,902	37,902
--------------------	---	---	--------	--------

*Note: Fringes budgeted in House Bill 5 except for certain fringes budgeted directly to MoDOT, Highway Patrol, and Conservation.*

Other Funds: \_\_\_\_\_ Other Funds: Lottery Enterprise Fund (0987)

**2. THIS REQUEST CAN BE CATEGORIZED AS:**

<input type="checkbox"/> New Legislation	<input type="checkbox"/> New Program	<input type="checkbox"/> Fund Switch
<input type="checkbox"/> Federal Mandate	<input type="checkbox"/> Program Expansion	<input type="checkbox"/> Cost to Continue
<input type="checkbox"/> GR Pick-Up	<input type="checkbox"/> Space Request	<input type="checkbox"/> Equipment Replacement
<input checked="" type="checkbox"/> Pay Plan	<input type="checkbox"/> Other: _____	

**3. WHY IS THIS FUNDING NEEDED? PROVIDE AN EXPLANATION FOR ITEMS CHECKED IN #2. INCLUDE THE FEDERAL OR STATE STATUTORY OR CONSTITUTIONAL AUTHORIZATION FOR THIS PROGRAM.**

The Governor's Fiscal Year 2017 budget includes appropriation authority for a 2% pay raise for all state employees, except judges covered under the Missouri Citizens' Commission on Compensation for Elected Officials.

**NEW DECISION ITEM**  
**RANK: 2 OF**

**Department of Revenue** **Budget Unit** 4.17  
**Division: State Lottery Commission**  
**DI Name: Pay Plan FY17** **DI#: 0000012**

**4. DESCRIBE THE DETAILED ASSUMPTIONS USED TO DERIVE THE SPECIFIC REQUESTED AMOUNT. (How did you determine that the requested number of FTE were appropriate? From what source or standard did you derive the requested levels of funding? Were alternatives such as outsourcing or automation considered? If based on new legislation, does request tie to TAFP fiscal note? If not, explain why. Detail which portions of the request are one-times and how those amounts were calculated.)**

The appropriated amount for the Fiscal Year 17 pay plan was based on two percent of the core personal service appropriations.

**5. BREAK DOWN THE REQUEST BY BUDGET OBJECT CLASS, JOB CLASS, AND FUND SOURCE. IDENTIFY ONE-TIME COSTS.**

Budget Object Class/Job Class	Dept Req GR DOLLARS	Dept Req GR FTE	Dept Req FED DOLLARS	Dept Req FED FTE	Dept Req OTHER DOLLARS	Dept Req OTHER FTE	Dept Req TOTAL DOLLARS	Dept Req TOTAL FTE	Dept Req One-Time DOLLARS
							0	0.0	
							0	0.0	
<b>Total PS</b>	<b>0</b>	<b>0.0</b>	<b>0</b>	<b>0.0</b>	<b>0</b>	<b>0.0</b>	<b>0</b>	<b>0.0</b>	<b>0</b>
<b>Grand Total</b>	<b>0</b>	<b>0.0</b>	<b>0</b>	<b>0.0</b>	<b>0</b>	<b>0.0</b>	<b>0</b>	<b>0.0</b>	<b>0</b>

Budget Object Class/Job Class	Gov Rec GR DOLLARS	Gov Rec GR FTE	Gov Rec FED DOLLARS	Gov Rec FED FTE	Gov Rec OTHER DOLLARS	Gov Rec OTHER FTE	Gov Rec TOTAL DOLLARS	Gov Rec TOTAL FTE	Gov Rec One-Time DOLLARS
							0	0.0	
100-Salaries and Wages					138,732		138,732	0.0	
<b>Total PS</b>	<b>0</b>	<b>0.0</b>	<b>0</b>	<b>0.0</b>	<b>138,732</b>	<b>0.0</b>	<b>138,732</b>	<b>0.0</b>	<b>0</b>
<b>Grand Total</b>	<b>0</b>	<b>0.0</b>	<b>0</b>	<b>0.0</b>	<b>138,732</b>	<b>0.0</b>	<b>138,732</b>	<b>0.0</b>	<b>0</b>

**DECISION ITEM DETAIL**

Budget Unit	FY 2015	FY 2015	FY 2016	FY 2016	FY 2017	FY 2017	FY 2017	FY 2017
Decision Item	ACTUAL	ACTUAL	BUDGET	BUDGET	DEPT REQ	DEPT REQ	GOV REC	GOV REC
Budget Object Class	DOLLAR	FTE	DOLLAR	FTE	DOLLAR	FTE	DOLLAR	FTE
<b>LOTTERY COMMISSION - OPERATIN</b>								
<b>Pay Plan - 0000012</b>								
SR OFC SUPPORT ASST (CLERICAL)	0	0.00	0	0.00	0	0.00	3,938	0.00
ADMIN OFFICE SUPPORT ASSISTANT	0	0.00	0	0.00	0	0.00	3,301	0.00
COMPUTER OPER I	0	0.00	0	0.00	0	0.00	1,066	0.00
COMPUTER OPER III	0	0.00	0	0.00	0	0.00	2,135	0.00
COMPUTER OPERATIONS SPV II	0	0.00	0	0.00	0	0.00	1,021	0.00
INFORMATION TECHNOLOGIST IV	0	0.00	0	0.00	0	0.00	8,959	0.00
INFORMATION TECHNOLOGY SUPV	0	0.00	0	0.00	0	0.00	1,392	0.00
INFORMATION TECHNOLOGY SPEC I	0	0.00	0	0.00	0	0.00	1,178	0.00
INFORMATION TECHNOLOGY SPEC II	0	0.00	0	0.00	0	0.00	3,702	0.00
STOREKEEPER II	0	0.00	0	0.00	0	0.00	2,049	0.00
ACCOUNTANT I	0	0.00	0	0.00	0	0.00	679	0.00
ACCOUNTANT II	0	0.00	0	0.00	0	0.00	1,731	0.00
CH ACCOUNTANT	0	0.00	0	0.00	0	0.00	1,118	0.00
ACCOUNTING SPECIALIST III	0	0.00	0	0.00	0	0.00	1,052	0.00
RESEARCH ANAL III	0	0.00	0	0.00	0	0.00	1,001	0.00
PUBLIC INFORMATION COOR	0	0.00	0	0.00	0	0.00	4,683	0.00
EXECUTIVE I	0	0.00	0	0.00	0	0.00	5,830	0.00
EXECUTIVE II	0	0.00	0	0.00	0	0.00	870	0.00
MANAGEMENT ANALYSIS SPEC II	0	0.00	0	0.00	0	0.00	1,647	0.00
MAINTENANCE SPV II	0	0.00	0	0.00	0	0.00	958	0.00
GRAPHIC ARTS SPEC III	0	0.00	0	0.00	0	0.00	768	0.00
LOTTERY CUSTOMER SERVICE REP	0	0.00	0	0.00	0	0.00	5,170	0.00
LOTTERY INSIDE SALES REP	0	0.00	0	0.00	0	0.00	4,879	0.00
LOTTERY SALES REPRESENTATIVE	0	0.00	0	0.00	0	0.00	33,225	0.00
LOTTERY INSIDE SALES SUPV	0	0.00	0	0.00	0	0.00	1,412	0.00
LOTTERY SALES COORDINATOR	0	0.00	0	0.00	0	0.00	7,930	0.00
LOTTERY SECURITY SPECIALIST	0	0.00	0	0.00	0	0.00	3,204	0.00
FACILITIES OPERATIONS MGR B1	0	0.00	0	0.00	0	0.00	1,155	0.00
FISCAL & ADMINISTRATIVE MGR B3	0	0.00	0	0.00	0	0.00	1,828	0.00
HUMAN RESOURCES MGR B1	0	0.00	0	0.00	0	0.00	1,203	0.00
RESEARCH MANAGER B1	0	0.00	0	0.00	0	0.00	1,225	0.00
LOTTERY MGR B1	0	0.00	0	0.00	0	0.00	7,483	0.00

**DECISION ITEM DETAIL**

Budget Unit	FY 2015	FY 2015	FY 2016	FY 2016	FY 2017	FY 2017	FY 2017	FY 2017	FY 2017
Decision Item	ACTUAL	ACTUAL	BUDGET	BUDGET	DEPT REQ	DEPT REQ	GOV REC	GOV REC	GOV REC
Budget Object Class	DOLLAR	FTE	DOLLAR	FTE	DOLLAR	FTE	DOLLAR	FTE	FTE
<b>LOTTERY COMMISSION - OPERATIN</b>									
<b>Pay Plan - 0000012</b>									
LOTTERY MGR B2	0	0.00	0	0.00	0	0.00	6,259	0.00	0.00
LOTTERY MGR B3	0	0.00	0	0.00	0	0.00	3,230	0.00	0.00
DIVISION DIRECTOR	0	0.00	0	0.00	0	0.00	3,761	0.00	0.00
DESIGNATED PRINCIPAL ASST DIV	0	0.00	0	0.00	0	0.00	4,399	0.00	0.00
SPECIAL ASST PARAPROFESSIONAL	0	0.00	0	0.00	0	0.00	995	0.00	0.00
PRINCIPAL ASST BOARD/COMMISSON	0	0.00	0	0.00	0	0.00	2,296	0.00	0.00
<b>TOTAL - PS</b>	<b>0</b>	<b>0.00</b>	<b>0</b>	<b>0.00</b>	<b>0</b>	<b>0.00</b>	<b>138,732</b>	<b>0.00</b>	<b>0.00</b>
<b>GRAND TOTAL</b>	<b>\$0</b>	<b>0.00</b>	<b>\$0</b>	<b>0.00</b>	<b>\$0</b>	<b>0.00</b>	<b>\$138,732</b>	<b>0.00</b>	<b>0.00</b>
<b>GENERAL REVENUE</b>	<b>\$0</b>	<b>0.00</b>	<b>\$0</b>	<b>0.00</b>	<b>\$0</b>	<b>0.00</b>	<b>\$0</b>	<b>0.00</b>	<b>0.00</b>
<b>FEDERAL FUNDS</b>	<b>\$0</b>	<b>0.00</b>	<b>\$0</b>	<b>0.00</b>	<b>\$0</b>	<b>0.00</b>	<b>\$0</b>	<b>0.00</b>	<b>0.00</b>
<b>OTHER FUNDS</b>	<b>\$0</b>	<b>0.00</b>	<b>\$0</b>	<b>0.00</b>	<b>\$0</b>	<b>0.00</b>	<b>\$138,732</b>	<b>0.00</b>	<b>0.00</b>



**DECISION ITEM SUMMARY**

<b>Budget Unit</b>								
<b>Decision Item</b>	<b>FY 2015</b>	<b>FY 2015</b>	<b>FY 2016</b>	<b>FY 2016</b>	<b>FY 2017</b>	<b>FY 2017</b>	<b>FY 2017</b>	<b>FY 2017</b>
<b>Budget Object Summary</b>	<b>ACTUAL</b>	<b>ACTUAL</b>	<b>BUDGET</b>	<b>BUDGET</b>	<b>DEPT REQ</b>	<b>DEPT REQ</b>	<b>GOV REC</b>	<b>GOV REC</b>
<b>Fund</b>	<b>DOLLAR</b>	<b>FTE</b>	<b>DOLLAR</b>	<b>FTE</b>	<b>DOLLAR</b>	<b>FTE</b>	<b>DOLLAR</b>	<b>FTE</b>
<b>LOTTERY COMMISSION - PRIZES</b>								
<b>CORE</b>								
<b>EXPENSE &amp; EQUIPMENT</b>								
LOTTERY ENTERPRISE	139,313,923	0.00	153,000,000	0.00	153,000,000	0.00	153,000,000	0.00
TOTAL - EE	139,313,923	0.00	153,000,000	0.00	153,000,000	0.00	153,000,000	0.00
<b>TOTAL</b>	<b>139,313,923</b>	<b>0.00</b>	<b>153,000,000</b>	<b>0.00</b>	<b>153,000,000</b>	<b>0.00</b>	<b>153,000,000</b>	<b>0.00</b>
<b>GRAND TOTAL</b>	<b>\$139,313,923</b>	<b>0.00</b>	<b>\$153,000,000</b>	<b>0.00</b>	<b>\$153,000,000</b>	<b>0.00</b>	<b>\$153,000,000</b>	<b>0.00</b>

THIS PAGE INTENTIONALLY LEFT BLANK.

**CORE DECISION ITEM**

<b>Department</b>	REVENUE	<b>Budget Unit</b>	87213C
<b>Division</b>	MISSOURI LOTTERY COMMISSION		
<b>Core -</b>	PRIZES		4.175

**1. CORE FINANCIAL SUMMARY**

	FY 2017 Budget Request					FY 2017 Governor's Recommendation					
	GR	Federal	Other	Total		GR	Federal	Other	Total		
PS	0	0	0	0		PS	0	0	0	0	
EE	0	0	153,000,000	153,000,000	E	EE	0	0	153,000,000	153,000,000	E
PSD	0	0	0	0		PSD	0	0	0	0	
TRF	0	0	0	0		TRF	0	0	0	0	
<b>Total</b>	<b>0</b>	<b>0</b>	<b>153,000,000</b>	<b>153,000,000</b>		<b>Total</b>	<b>0</b>	<b>0</b>	<b>153,000,000</b>	<b>153,000,000</b>	
<b>FTE</b>	<b>0.00</b>	<b>0.00</b>	<b>0.00</b>	<b>0.00</b>		<b>FTE</b>	<b>0.00</b>	<b>0.00</b>	<b>0.00</b>	<b>0.00</b>	

<b>Est. Fringe</b>	0	0	0	0
--------------------	---	---	---	---

*Note: Fringes budgeted in House Bill 5 except for certain fringes budgeted directly to MoDOT, Highway Patrol, and Conservation.*

<b>Est. Fringe</b>	0	0	0	0
--------------------	---	---	---	---

*Note: Fringes budgeted in House Bill 5 except for certain fringes budgeted directly to MoDOT, Highway Patrol, and Conservation.*

Other Funds: Lottery Enterprise Fund (0657)

Other Funds: Lottery Enterprise Fund (0657)

**2. CORE DESCRIPTION**

The Missouri Lottery requests continued core funding for prize payouts associated with the Lottery's Scratchers and Draw Games. Prize structures of games are established to maximize sales and profits for Missouri public education. The Lottery will continue to inform the public of the prize structure of each game.

As this is a sales-related appropriation request, an "E" appropriation for prizes is requested so that the Lottery can continue to pay prizes if sales exceed customary levels.

**3. PROGRAM LISTING (list programs included in this core funding)**

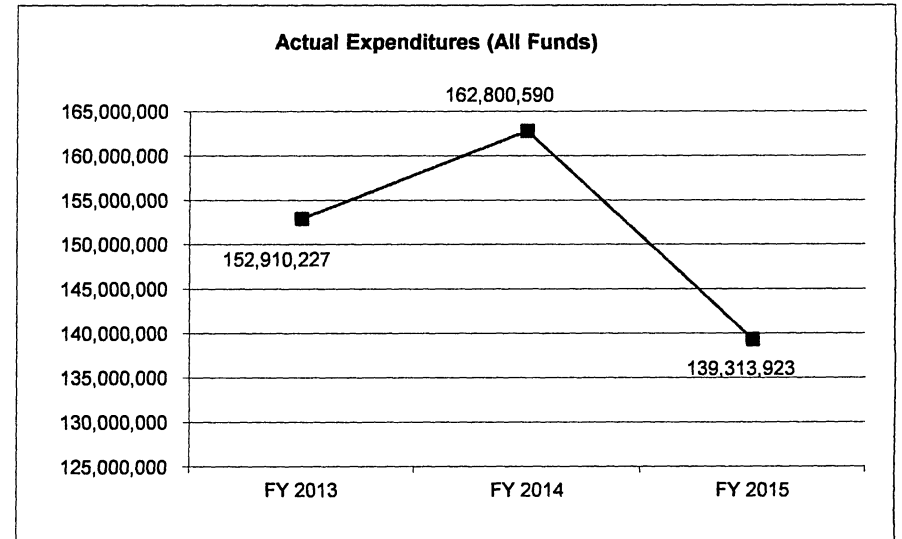
Prizes related to the games offered by the Missouri Lottery.

**CORE DECISION ITEM**

<b>Department</b>	<b>REVENUE</b>	<b>Budget Unit</b>	<b>87213C</b>
<b>Division</b>	<b>MISSOURI LOTTERY COMMISSION</b>		
<b>Core -</b>	<b>PRIZES</b>		<b>4.175</b>

**4. FINANCIAL HISTORY**

	<b>FY 2013 Actual</b>	<b>FY 2014 Actual</b>	<b>FY 2015 Actual</b>	<b>FY 2016 Current Yr</b>	
Appropriation (All Funds)	152,910,227	162,800,590	153,000,000	153,000,000	E
Less Reverted (All Funds)	0	0	0	0	
Less Restricted (All Funds)	0	0	0	0	
<b>Budget Authority (All Funds)</b>	<b>152,910,227</b>	<b>162,800,590</b>	<b>153,000,000</b>	<b>153,000,000</b>	<b>E</b>
Actual Expenditures (All Funds)	152,910,227	162,800,590	139,313,923		N/A
Unexpended (All Funds)	0	0	13,686,077		N/A
<b>Unexpended, by Fund:</b>					
General Revenue	0	0	0	0	
Federal	0	0	0	0	
Other	0	0	0	N/A	



Reverted includes Governor's standard 3 percent reserve (when applicable).  
 Restricted includes any extraordinary expenditure restrictions (when applicable).

**NOTES:**

An "E" appropriation is used when the actual prize payments exceed projections due to sales in excess of customary levels.  
 The "E" appropriation was exercised to increase the appropriation by an additional \$50,910,227 in FY 13 and \$60,800,590 in FY 14.

**CORE RECONCILIATION DETAIL**

**DEPARTMENT OF REVENUE**  
**LOTTERY COMMISSION - PRIZES**

**5. CORE RECONCILIATION DETAIL**

	<b>Budget Class</b>	<b>FTE</b>	<b>GR</b>	<b>Federal</b>	<b>Other</b>	<b>Total</b>	<b>Explanation</b>
<b>TAFP AFTER VETOES</b>							
	EE	0.00	0	0	153,000,000	153,000,000	
	<b>Total</b>	<b>0.00</b>	<b>0</b>	<b>0</b>	<b>153,000,000</b>	<b>153,000,000</b>	
<b>DEPARTMENT CORE REQUEST</b>							
	EE	0.00	0	0	153,000,000	153,000,000	
	<b>Total</b>	<b>0.00</b>	<b>0</b>	<b>0</b>	<b>153,000,000</b>	<b>153,000,000</b>	
<b>GOVERNOR'S RECOMMENDED CORE</b>							
	EE	0.00	0	0	153,000,000	153,000,000	
	<b>Total</b>	<b>0.00</b>	<b>0</b>	<b>0</b>	<b>153,000,000</b>	<b>153,000,000</b>	

**DECISION ITEM DETAIL**

Budget Unit	FY 2015	FY 2015	FY 2016	FY 2016	FY 2017	FY 2017	FY 2017	FY 2017
Decision Item	ACTUAL	ACTUAL	BUDGET	BUDGET	DEPT REQ	DEPT REQ	GOV REC	GOV REC
Budget Object Class	DOLLAR	FTE	DOLLAR	FTE	DOLLAR	FTE	DOLLAR	FTE
<b>LOTTERY COMMISSION - PRIZES</b>								
<b>CORE</b>								
MISCELLANEOUS EXPENSES	139,313,923	0.00	153,000,000	0.00	153,000,000	0.00	153,000,000	0.00
TOTAL - EE	139,313,923	0.00	153,000,000	0.00	153,000,000	0.00	153,000,000	0.00
<b>GRAND TOTAL</b>	<b>\$139,313,923</b>	<b>0.00</b>	<b>\$153,000,000</b>	<b>0.00</b>	<b>\$153,000,000</b>	<b>0.00</b>	<b>\$153,000,000</b>	<b>0.00</b>
GENERAL REVENUE	\$0	0.00	\$0	0.00	\$0	0.00	\$0	0.00
FEDERAL FUNDS	\$0	0.00	\$0	0.00	\$0	0.00	\$0	0.00
OTHER FUNDS	\$139,313,923	0.00	\$153,000,000	0.00	\$153,000,000	0.00	\$153,000,000	0.00

**DECISION ITEM SUMMARY**

<b>Budget Unit</b>								
<b>Decision Item</b>	<b>FY 2015</b>	<b>FY 2015</b>	<b>FY 2016</b>	<b>FY 2016</b>	<b>FY 2017</b>	<b>FY 2017</b>	<b>FY 2017</b>	<b>FY 2017</b>
<b>Budget Object Summary</b>	<b>ACTUAL</b>	<b>ACTUAL</b>	<b>BUDGET</b>	<b>BUDGET</b>	<b>DEPT REQ</b>	<b>DEPT REQ</b>	<b>GOV REC</b>	<b>GOV REC</b>
<b>Fund</b>	<b>DOLLAR</b>	<b>FTE</b>	<b>DOLLAR</b>	<b>FTE</b>	<b>DOLLAR</b>	<b>FTE</b>	<b>DOLLAR</b>	<b>FTE</b>
<b>LOTTERY COMMISSION-TRANSFER</b>								
<b>CORE</b>								
<b>FUND TRANSFERS</b>								
LOTTERY ENTERPRISE	270,701,018	0.00	299,000,000	0.00	278,794,691	0.00	299,000,000	0.00
TOTAL - TRF	270,701,018	0.00	299,000,000	0.00	278,794,691	0.00	299,000,000	0.00
<b>TOTAL</b>	<b>270,701,018</b>	<b>0.00</b>	<b>299,000,000</b>	<b>0.00</b>	<b>278,794,691</b>	<b>0.00</b>	<b>299,000,000</b>	<b>0.00</b>
<b>GRAND TOTAL</b>	<b>\$270,701,018</b>	<b>0.00</b>	<b>\$299,000,000</b>	<b>0.00</b>	<b>\$278,794,691</b>	<b>0.00</b>	<b>\$299,000,000</b>	<b>0.00</b>

THIS PAGE INTENTIONALLY LEFT BLANK.



**CORE DECISION ITEM**

<b>Department</b>	<b>REVENUE</b>	<b>Budget Unit</b>	<b>87218C</b>
<b>Division</b>	<b>MISSOURI LOTTERY COMMISSION</b>		
<b>Core -</b>	<b>TRANSFER</b>	<b>HB Section</b>	<b>4.18</b>

**1. CORE FINANCIAL SUMMARY**

	FY 2017 Budget Request			
	GR	Federal	Other	Total
PS	0	0	0	0
EE	0	0	0	0
PSD	0	0	0	0
TRF	0	0	278,794,691	278,794,691 E
<b>Total</b>	<b>0</b>	<b>0</b>	<b>278,794,691</b>	<b>278,794,691</b>
<b>FTE</b>	<b>0.00</b>	<b>0.00</b>	<b>0.00</b>	<b>0.00</b>

	FY 2017 Governor's Recommendation			
	GR	Federal	Other	Total
PS	0	0	0	0
EE	0	0	0	0
PSD	0	0	0	0
TRF	0	0	299,000,000	299,000,000
<b>Total</b>	<b>0</b>	<b>0</b>	<b>299,000,000</b>	<b>299,000,000</b>
<b>FTE</b>	<b>0.00</b>	<b>0.00</b>	<b>0.00</b>	<b>0.00</b>

<b>Est. Fringe</b>	0	0	0	0
--------------------	---	---	---	---

*Note: Fringes budgeted in House Bill 5 except for certain fringes budgeted directly to MoDOT, Highway Patrol, and Conservation.*

<b>Est. Fringe</b>	0	0	0	0
--------------------	---	---	---	---

*Note: Fringes budgeted in House Bill 5 except for certain fringes budgeted directly to MoDOT, Highway Patrol, and Conservation.*

Other Funds: Lottery Enterprise Fund (0657)

Other Funds:

**2. CORE DESCRIPTION**

This transfer appropriation represents the projected profits generated by the Missouri Lottery. The Lottery seeks to maximize this transfer through innovative product development, effective marketing, efficient distribution and superior customer service. The requested transfer is based on a five-year benchmark of actual transfers plus 1% and represents a reduction to the core transfer budget to better approximate actual.

Fiscal Year	Transfer to Education
2012	280,042,095
2013	288,804,006
2014	267,324,620
2015	270,701,018
2016 (Estimate)	273,300,000
<b>Five-Year Benchmark</b>	<b>276,034,348</b>
<b>Benchmark + 1%</b>	<b>278,794,691</b>

**CORE DECISION ITEM**

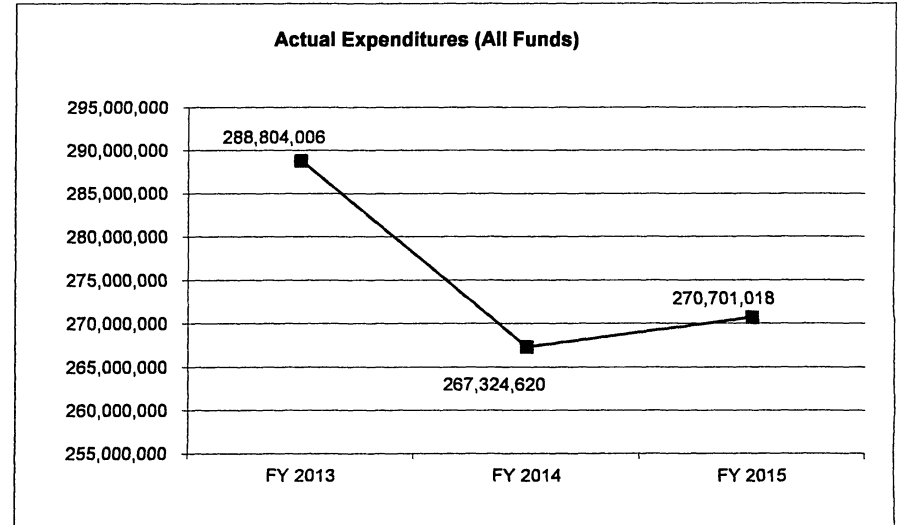
<b>Department</b>	<b>REVENUE</b>	<b>Budget Unit</b>	<b>87218C</b>
<b>Division</b>	<b>MISSOURI LOTTERY COMMISSION</b>		
<b>Core -</b>	<b>TRANSFER</b>	<b>HB Section</b>	<b>4.18</b>

**3. PROGRAM LISTING (list programs included in this core funding)**

Transfer of profits generated by the Missouri Lottery to the Lottery Proceeds Fund for public education.

**4. FINANCIAL HISTORY**

	<b>FY 2013 Actual</b>	<b>FY 2014 Actual</b>	<b>FY 2015 Actual</b>	<b>FY 2016 Current Yr.</b>	
Appropriation (All Funds)	288,804,006	298,563,214	299,000,000	299,000,000	E
Less Reverted (All Funds)	0	0	0	0	
Less Restricted (All Funds)	0	0	0	0	
Budget Authority (All Funds)	288,804,006	298,563,214	299,000,000	299,000,000	E
Actual Expenditures (All Funds)	288,804,006	267,324,620	270,701,018		N/A
Unexpended (All Funds)	0	31,238,594	28,298,982		N/A
Unexpended, by Fund:					
General Revenue	0	0	0		N/A
Federal	0	0	0		N/A
Other	0	31,238,594	28,298,982		N/A



Reverted includes Governor's standard 3 percent reserve (when applicable).  
 Restricted includes any extraordinary expenditure restrictions (when applicable).

**NOTES:**

An "E" appropriation is used when profits exceed projected levels.  
 The "E" appropriation was exercised to increase the appropriation by an additional \$240,793 in FY 13.

**CORE RECONCILIATION DETAIL**

**DEPARTMENT OF REVENUE  
LOTTERY COMMISSION-TRANSFER**

**5. CORE RECONCILIATION DETAIL**

	<b>Budget Class</b>	<b>FTE</b>	<b>GR</b>	<b>Federal</b>	<b>Other</b>	<b>Total</b>	<b>Explanation</b>
<b>TAFP AFTER VETOES</b>							
	TRF	0.00	0	0	299,000,000	299,000,000	
	<b>Total</b>	<b>0.00</b>	<b>0</b>	<b>0</b>	<b>299,000,000</b>	<b>299,000,000</b>	
<b>DEPARTMENT CORE ADJUSTMENTS</b>							
Core Reduction	77 T275 TRF	0.00	0	0	(20,205,309)	(20,205,309)	
	<b>NET DEPARTMENT CHANGES</b>	<b>0.00</b>	<b>0</b>	<b>0</b>	<b>(20,205,309)</b>	<b>(20,205,309)</b>	
<b>DEPARTMENT CORE REQUEST</b>							
	TRF	0.00	0	0	278,794,691	278,794,691	
	<b>Total</b>	<b>0.00</b>	<b>0</b>	<b>0</b>	<b>278,794,691</b>	<b>278,794,691</b>	
<b>GOVERNOR'S ADDITIONAL CORE ADJUSTMENTS</b>							
Core Reduction	77 T275 TRF	0.00	0	0	20,205,309	20,205,309	
	<b>NET GOVERNOR CHANGES</b>	<b>0.00</b>	<b>0</b>	<b>0</b>	<b>20,205,309</b>	<b>20,205,309</b>	
<b>GOVERNOR'S RECOMMENDED CORE</b>							
	TRF	0.00	0	0	299,000,000	299,000,000	
	<b>Total</b>	<b>0.00</b>	<b>0</b>	<b>0</b>	<b>299,000,000</b>	<b>299,000,000</b>	

**DECISION ITEM DETAIL**

Budget Unit	FY 2015	FY 2015	FY 2016	FY 2016	FY 2017	FY 2017	FY 2017	FY 2017
Decision Item	ACTUAL	ACTUAL	BUDGET	BUDGET	DEPT REQ	DEPT REQ	GOV REC	GOV REC
Budget Object Class	DOLLAR	FTE	DOLLAR	FTE	DOLLAR	FTE	DOLLAR	FTE
<b>LOTTERY COMMISSION-TRANSFER</b>								
<b>CORE</b>								
TRANSFERS OUT	270,701,018	0.00	299,000,000	0.00	278,794,691	0.00	299,000,000	0.00
TOTAL - TRF	270,701,018	0.00	299,000,000	0.00	278,794,691	0.00	299,000,000	0.00
<b>GRAND TOTAL</b>	<b>\$270,701,018</b>	<b>0.00</b>	<b>\$299,000,000</b>	<b>0.00</b>	<b>\$278,794,691</b>	<b>0.00</b>	<b>\$299,000,000</b>	<b>0.00</b>
GENERAL REVENUE	\$0	0.00	\$0	0.00	\$0	0.00	\$0	0.00
FEDERAL FUNDS	\$0	0.00	\$0	0.00	\$0	0.00	\$0	0.00
OTHER FUNDS	\$270,701,018	0.00	\$299,000,000	0.00	\$278,794,691	0.00	\$299,000,000	0.00