



OFFICE OF THE MISSOURI STATE TREASURER

FY2017 BUDGET REQUEST

Includes Governor's Recommendations

CLINT ZWEIFEL, STATE TREASURER

Table of Contents

TABLE OF CONTENTS
OFFICE OF THE MISSOURI STATE TREASURER
FY 2017 BUDGET REQUEST

| | <u>PAGE</u> |
|---|-------------|
| Executive Budget Narrative | 1 |
| State Auditor's Reports and Oversight Evaluation | 3 |
| New Decision Item Pay Plan FY17 | 4 |
| New Decision Item Abandoned Fund PS Adjustment | 8 |
| State Treasurer's Office Core | 13 |
| MO Law Enforcement Data Exchange | 23 |
| Abandoned Fund Advertising and Auction Core | 28 |
| Treasurer's Information Fund Core | 35 |
| Duplicate/Outlawed Checks Core | 40 |
| Abandoned Fund Claims Core | 45 |
| Abandoned Fund Transfer Core | 50 |
| Abandoned Fund to General Revenue Transfer Core | 55 |
| Linked Deposit Refunds Core | 60 |
| Debt Offset Transfer Core | 65 |
| Biennial to General Revenue Transfer Core | 70 |
| State Public School Transfer Core | 75 |
| Other Submissions: | |
| Fund Financial Summary - State Treasurer's General Operating Fund | 80 |
| Fund Financial Summary - Abandoned Fund | 82 |
| Fund Financial Summary - Central Check Mail | 84 |
| Fund Financial Summary - Treasurer's Information Fund | 86 |
| Fund Financial Summary - Pansy Johnson-Travis Memorial State Fund | 88 |
| Estimated Appropriations and Flexibility Requests | 90 |
| Department Organization Chart | 91 |

Executive Budget Narrative

Executive Budget Narrative

ADMINISTRATION

The State Treasurer is responsible for receiving and investing state moneys, posting receipts to the proper funds, and signing warrants drawn according to law. As custodian of those funds, the State Treasurer determines the amount of state moneys not needed for current operating expenses and invests those funds in interest-bearing time deposits in Missouri financial institutions or in short-term United States government obligations or other instruments as provided by Article IV, Section 15 of the Missouri Constitution. Safety and liquidity are the State Treasurer's priorities in the investment of the public's funds. The State Treasurer monitors capital markets and works to maximize the return on the state's \$3.6 billion portfolio without compromising safety, earning the state millions of dollars in interest income each year.

The State Treasurer is also responsible for all state banking services, for authorizing all state payments and for reconciling those accounts. The State Treasurer establishes bank accounts for the collection of state moneys and for the receipt of all electronic payments. To protect taxpayers' money, the State Treasurer maintains a separate accounting system to provide a check and balance on the Office of Administration accounting system, and distributes investment earnings to the proper funds.

Additionally, the State Treasurer is tasked with the biennial transfer of funds to the General Revenue Fund and the transfer of excess interest earned on the debt offset escrow account as set forth in Mo. Rev. Stat. §§ 33.080 and 143.786.

LINKED DEPOSIT

Immediately upon taking office in 2009, Treasurer Zweifel developed a legislative package that improved and streamlined a low-interest lending program helping farms and small businesses access low-interest capital. The legislature unanimously passed this initiative and, as a result, Treasurer Zweifel has approved more than \$1.5 billion in low-interest loans through his Missouri Linked Deposit Program and ensured taxpayers earn market rates on deposits in Missouri banks. The Missouri Linked Deposit Program encourages economic growth and development in Missouri. It enables the state to provide reduced-rate deposits to financial institutions, which in turn make low-interest loans to eligible borrowers, as specified in Mo. Rev. Stat. § 30.750. Qualified borrower categories include agriculture, job creation, small business, alternative energy, local governments or other authorized categories. Under the Missouri Linked Deposit Program, the State Treasurer places deposits in Missouri financial institutions at a discount of up to 60 percent on the normal market interest rate. In turn, the financial institutions pass on the interest-rate savings by making loans to

qualified borrowers at interest rates no more than 70 percent of market. If the lending institution does not loan the full amount of the deposit, the institution must pay the state the difference between the market rate and the reduced linked deposit rate. If the State Treasurer determines that the lending institution miscalculated and overpaid additional interest, a refund is made to the lending institution.

UNCLAIMED PROPERTY AND THE ABANDONED FUND ACCOUNT

The State Treasurer administers the state's unclaimed property program by collecting, safeguarding and working to return unclaimed property sent by financial institutions, insurance companies, private businesses and public agencies. The State Treasurer's Office holds this cash and property until the owner or heir can be located or comes forward. The Treasurer is committed to returning as much unclaimed property as possible and continues to break records in both the dollar amount of property and accounts returned. As required by state statute, the Treasurer also annually notifies owners of their unclaimed property via postcards sent to their last known address as well as by taking out advertisements in local newspapers.

In accordance with Mo. Rev. Stat. § 447.543, the abandoned fund account receives and holds these unclaimed funds, making payment of valid claims. Any time the abandoned fund exceeds 1/12 of the previous fiscal year's disbursements, the State Treasurer may, and at least once every year shall, transfer the excess to general revenue. If verified claims for payment should reduce the balance in the account to less than 1/12 of the previous fiscal years disbursements, the State Treasurer shall transfer from general revenue an amount sufficient to restore the fund to 1/12 of the previous fiscal year's disbursements. Additionally, pursuant to Mo. Rev. Stat. § 470.020, the State Treasurer makes an annual transfer from the abandoned fund to the public schools fund.

ISSUING DUPLICATE AND OUTLAWED CHECKS

The State Treasurer is charged with replacing state-issued checks in the event they are not presented for payment within the legally required 12-month time frame pursuant to Mo. Rev. Stat. § 30.200.

CENTRAL CHECK MAIL SERVICE

The State Treasurer operates a centralized check mailing service for state agencies pursuant to Mo. Rev. Stat. § 30.245, which allows the state to take advantage of bulk mailing rates and consolidation of payments to a single vendor.

State Auditor's Reports and Oversight Evaluation

State Auditor's Reports and Oversight Evaluation

| Program or Division Name | Type of Report | Date Issued | Website |
|---------------------------------|------------------------|--------------------|---|
| Office of the State Treasurer | State Auditor's Report | April 2015 | http://auditor.mo.gov/CitzSumm/2015016891669.pdf |
| Office of the State Treasurer | State Auditor's Report | May 2014 | http://auditor.mo.gov/CitzSumm/2014034546260.pdf |
| Office of the State Treasurer | State Auditor's Report | March 2013 | http://auditor.mo.gov/CitzSumm/2013-021.pdf |
| Office of the State Treasurer | State Auditor's Report | February 2012 | http://auditor.mo.gov/CitzSumm/2012-10.pdf |
| Office of the State Treasurer | State Auditor's Report | June 2011 | http://auditor.mo.gov/press/2011-26.htm |

**New Decision Item
Pay Plan FY17**

NEW DECISION ITEM
RANK: 2 OF 2

Department Office of the State Treasurer **Budget Unit** 27201C
Division Operating Office Core
DI Name: Pay Plan FY17 **DI#: 000012**

1. AMOUNT OF REQUEST

| | FY 2017 Budget Request | | | | FY 2017 Governor's Recommendation | | | | |
|--------------|------------------------|----------|----------|----------|-----------------------------------|----------|----------|---------------|---------------|
| | GR | Federal | Other | Total | GR | Federal | Other | Total | |
| PS | 0 | 0 | 0 | 0 | PS | 0 | 0 | 44,023 | 44,023 |
| EE | 0 | 0 | 0 | 0 | EE | 0 | 0 | 0 | 0 |
| PSD | 0 | 0 | 0 | 0 | PSD | 0 | 0 | 0 | 0 |
| TRF | 0 | 0 | 0 | 0 | TRF | 0 | 0 | 0 | 0 |
| Total | 0 | 0 | 0 | 0 | Total | 0 | 0 | 44,023 | 44,023 |
| | | | | | | | | | |
| FTE | 0.00 | 0.00 | 0.00 | 0.00 | FTE | 0.00 | 0.00 | 0.00 | 0.00 |

| | | | | |
|--------------------|---|---|---|---|
| Est. Fringe | 0 | 0 | 0 | 0 |
|--------------------|---|---|---|---|

Note: Fringes budgeted in House Bill 5 except for certain fringes budgeted directly to MoDOT, Highway Patrol, and Conservation.

| | | | | |
|--------------------|---|---|--------|--------|
| Est. Fringe | 0 | 0 | 12,027 | 12,027 |
|--------------------|---|---|--------|--------|

Note: Fringes budgeted in House Bill 5 except for certain fringes budgeted directly to MoDOT, Highway Patrol, and Conservation.

Other Funds: Other Funds: STO Operating Fund PS/EE (0164)
Central Check Mail Fund PS/EE (0515)
Abandoned Fund PS/EE (0863)

2. THIS REQUEST CAN BE CATEGORIZED AS:

| | | |
|--|--|--|
| <input type="checkbox"/> New Legislation | <input type="checkbox"/> New Program | <input type="checkbox"/> Fund Switch |
| <input type="checkbox"/> Federal Mandate | <input type="checkbox"/> Program Expansion | <input type="checkbox"/> Cost to Continue |
| <input type="checkbox"/> GR Pick-Up | <input type="checkbox"/> Space Request | <input type="checkbox"/> Equipment Replacement |
| <input checked="" type="checkbox"/> Pay Plan | <input type="checkbox"/> Other: _____ | |

3. WHY IS THIS FUNDING NEEDED? PROVIDE AN EXPLANATION FOR ITEMS CHECKED IN #2. INCLUDE THE FEDERAL OR STATE STATUTORY OR CONSTITUTIONAL AUTHORIZATION FOR THIS PROGRAM.

The Governor's Fiscal Year 2017 budget includes appropriation authority for a 2% pay raise for all state employees, except judges covered under the Missouri Citizens' Commission on Compensation for Elected Officials.

NEW DECISION ITEM

RANK: 2 OF 2

| | |
|---|----------------------------------|
| Department Office of the State Treasurer | Budget Unit <u>27201C</u> |
| Division Operating Office Core | |
| DI Name: Pay Plan FY17 | DI#: 000012 |

4. DESCRIBE THE DETAILED ASSUMPTIONS USED TO DERIVE THE SPECIFIC REQUESTED AMOUNT. (How did you determine that the requested number of FTE were appropriate? From what source or standard did you derive the requested levels of funding? Were alternatives such as outsourcing or automation considered? If based on new legislation, does request tie to TAFP fiscal note? If not, explain why. Detail which portions of the request are one-times and how those amounts were calculated.)

The appropriated amount for the Fiscal Year 17 pay plan was based on two percent of the core personal service appropriations.

5. BREAK DOWN THE REQUEST BY BUDGET OBJECT CLASS, JOB CLASS, AND FUND SOURCE. IDENTIFY ONE-TIME COSTS.

| | Dept Req GR DOLLARS | Dept Req GR FTE | Dept Req FED DOLLARS | Dept Req FED FTE | Dept Req OTHER DOLLARS | Dept Req OTHER FTE | Dept Req TOTAL DOLLARS | Dept Req TOTAL FTE | Dept Req One-Time DOLLARS |
|--------------------|---------------------------|-----------------------|----------------------------|------------------------|------------------------------|--------------------------|------------------------------|--------------------------|---------------------------------|
| | | | | | | | 0 | 0.0 | |
| | | | | | | | 0 | 0.0 | |
| Total PS | 0 | 0.0 | 0 | 0.0 | 0 | 0.0 | 0 | 0.0 | 0 |
| Grand Total | 0 | 0.0 | 0 | 0.0 | 0 | 0.0 | 0 | 0.0 | 0 |

| | Gov Rec GR DOLLARS | Gov Rec GR FTE | Gov Rec FED DOLLARS | Gov Rec FED FTE | Gov Rec OTHER DOLLARS | Gov Rec OTHER FTE | Gov Rec TOTAL DOLLARS | Gov Rec TOTAL FTE | Gov Rec One-Time DOLLARS |
|--------------------|--------------------------|----------------------|---------------------------|-----------------------|-----------------------------|-------------------------|-----------------------------|-------------------------|--------------------------------|
| | | | | | 44,023 | | 44,023 | 0.0 | |
| | | | | | | | 0 | 0.0 | |
| Total PS | 0 | 0.0 | 0 | 0.0 | 44,023 | 0.0 | 44,023 | 0.0 | 0 |
| Grand Total | 0 | 0.0 | 0 | 0.0 | 44,023 | 0.0 | 44,023 | 0.0 | 0 |

FY17 Office of the Missouri State Treasurer

DECISION ITEM DETAIL

| Budget Unit | FY 2015 | FY 2015 | FY 2016 | FY 2016 | FY 2017 | FY 2017 | FY 2017 | FY 2017 |
|----------------------------------|---------|---------|---------|---------|----------|----------|---------|---------|
| Decision Item | ACTUAL | ACTUAL | BUDGET | BUDGET | DEPT REQ | DEPT REQ | GOV REC | GOV REC |
| Budget Object Class | DOLLAR | FTE | DOLLAR | FTE | DOLLAR | FTE | DOLLAR | FTE |
| OFFICE OF STATE TREASURER | | | | | | | | |
| Pay Plan - 0000012 | | | | | | | | |
| HOURLY/INTERN | 0 | 0.00 | 0 | 0.00 | 0 | 0.00 | 113 | 0.00 |
| TREASURY COORDINATOR II | 0 | 0.00 | 0 | 0.00 | 0 | 0.00 | 738 | 0.00 |
| TREASURY COORDINATOR III | 0 | 0.00 | 0 | 0.00 | 0 | 0.00 | 365 | 0.00 |
| CASH MANAGER I | 0 | 0.00 | 0 | 0.00 | 0 | 0.00 | 854 | 0.00 |
| CASH MANAGER II | 0 | 0.00 | 0 | 0.00 | 0 | 0.00 | 886 | 0.00 |
| TREASURY ANALYST I | 0 | 0.00 | 0 | 0.00 | 0 | 0.00 | 779 | 0.00 |
| TREASURY ANALYST II | 0 | 0.00 | 0 | 0.00 | 0 | 0.00 | 854 | 0.00 |
| DEPUTY CHIEF OF STAFF | 0 | 0.00 | 0 | 0.00 | 0 | 0.00 | 1,656 | 0.00 |
| DIR OF UNCLM PROP & GEN SRVS | 0 | 0.00 | 0 | 0.00 | 0 | 0.00 | 1,656 | 0.00 |
| DEPUTY DIRECTOR COMMUNICATIONS | 0 | 0.00 | 0 | 0.00 | 0 | 0.00 | 839 | 0.00 |
| RESEARCH SPECIALIST | 0 | 0.00 | 0 | 0.00 | 0 | 0.00 | 545 | 0.00 |
| RESEARCH SPECIALIST II | 0 | 0.00 | 0 | 0.00 | 0 | 0.00 | 621 | 0.00 |
| ASST DIR OF UNCLAIMED PROPERTY | 0 | 0.00 | 0 | 0.00 | 0 | 0.00 | 1,042 | 0.00 |
| PROCESSING CLERK I | 0 | 0.00 | 0 | 0.00 | 0 | 0.00 | 2,538 | 0.00 |
| PROCESSING CLERK II | 0 | 0.00 | 0 | 0.00 | 0 | 0.00 | 2,880 | 0.00 |
| PROCESSING CLERK III | 0 | 0.00 | 0 | 0.00 | 0 | 0.00 | 737 | 0.00 |
| SECURITIES SPECIALIST | 0 | 0.00 | 0 | 0.00 | 0 | 0.00 | 1,329 | 0.00 |
| STATE TREASURER | 0 | 0.00 | 0 | 0.00 | 0 | 0.00 | 2,155 | 0.00 |
| DEPUTY STATE TREASURER | 0 | 0.00 | 0 | 0.00 | 0 | 0.00 | 2,016 | 0.00 |
| RECEPTIONIST | 0 | 0.00 | 0 | 0.00 | 0 | 0.00 | 485 | 0.00 |
| SR. GENERAL SERVICES ASSOCIATE | 0 | 0.00 | 0 | 0.00 | 0 | 0.00 | 578 | 0.00 |
| LEGISLATIVE LIAISON&SP CRD | 0 | 0.00 | 0 | 0.00 | 0 | 0.00 | 839 | 0.00 |
| RESEARCH ANALYST | 0 | 0.00 | 0 | 0.00 | 0 | 0.00 | 170 | 0.00 |
| ADMINISTRATIVE SERVICES COORD | 0 | 0.00 | 0 | 0.00 | 0 | 0.00 | 886 | 0.00 |
| GENERAL SERVICES SUPERVISOR | 0 | 0.00 | 0 | 0.00 | 0 | 0.00 | 687 | 0.00 |
| EXECUTIVE ASSISTANT II | 0 | 0.00 | 0 | 0.00 | 0 | 0.00 | 1,903 | 0.00 |
| GENERAL COUNSEL | 0 | 0.00 | 0 | 0.00 | 0 | 0.00 | 1,486 | 0.00 |
| GENERAL SERVICES ASSOCIATE | 0 | 0.00 | 0 | 0.00 | 0 | 0.00 | 963 | 0.00 |
| DIR OF COMMUNICATIONS | 0 | 0.00 | 0 | 0.00 | 0 | 0.00 | 1,064 | 0.00 |
| INVESTMENT ANALYST | 0 | 0.00 | 0 | 0.00 | 0 | 0.00 | 983 | 0.00 |
| DIR OF BANKING & INVESTMENTS | 0 | 0.00 | 0 | 0.00 | 0 | 0.00 | 2,016 | 0.00 |
| INVESTMENT COORDINATOR I | 0 | 0.00 | 0 | 0.00 | 0 | 0.00 | 1,413 | 0.00 |

FY17 Office of the Missouri State Treasurer

DECISION ITEM DETAIL

| Budget Unit | FY 2015 | FY 2015 | FY 2016 | FY 2016 | FY 2017 | FY 2017 | FY 2017 | FY 2017 |
|----------------------------------|------------|-------------|------------|-------------|------------|-------------|-----------------|-------------|
| Decision Item | ACTUAL | ACTUAL | BUDGET | BUDGET | DEPT REQ | DEPT REQ | GOV REC | GOV REC |
| Budget Object Class | DOLLAR | FTE | DOLLAR | FTE | DOLLAR | FTE | DOLLAR | FTE |
| OFFICE OF STATE TREASURER | | | | | | | | |
| Pay Plan - 0000012 | | | | | | | | |
| LINKED DEPOSIT COORDINATOR | 0 | 0.00 | 0 | 0.00 | 0 | 0.00 | 653 | 0.00 |
| DIRECTOR OF INVESTMENTS | 0 | 0.00 | 0 | 0.00 | 0 | 0.00 | 1,883 | 0.00 |
| ASST DIRECTOR OF BANKING | 0 | 0.00 | 0 | 0.00 | 0 | 0.00 | 1,363 | 0.00 |
| INFORMATION TECHNOLOGIST III | 0 | 0.00 | 0 | 0.00 | 0 | 0.00 | 910 | 0.00 |
| INFORMATION TECHNOLOGIST IV | 0 | 0.00 | 0 | 0.00 | 0 | 0.00 | 2,217 | 0.00 |
| BUSINESS DEVELOPMENT MANAGER | 0 | 0.00 | 0 | 0.00 | 0 | 0.00 | 921 | 0.00 |
| TOTAL - PS | 0 | 0.00 | 0 | 0.00 | 0 | 0.00 | 44,023 | 0.00 |
| GRAND TOTAL | \$0 | 0.00 | \$0 | 0.00 | \$0 | 0.00 | \$44,023 | 0.00 |
| GENERAL REVENUE | \$0 | 0.00 | \$0 | 0.00 | \$0 | 0.00 | \$0 | 0.00 |
| FEDERAL FUNDS | \$0 | 0.00 | \$0 | 0.00 | \$0 | 0.00 | \$0 | 0.00 |
| OTHER FUNDS | \$0 | 0.00 | \$0 | 0.00 | \$0 | 0.00 | \$44,023 | 0.00 |

New Decision Item
Abandoned Fund PS Adjustment

NEW DECISION ITEM
RANK: 5 OF 2

Department Office of the State Treasurer
Division Operating Office Core
DI Name Abandoned Fund PS Adjustment DI#1272001

Budget Unit 27201C
House Bill 12.15

1. AMOUNT OF REQUEST

| | FY 2016 Budget Request | | | |
|--------------|------------------------|----------|---------------|---------------|
| | GR | Federal | Other | Total |
| PS | 0 | 0 | 17,021 | 17,021 |
| EE | 0 | 0 | 0 | 0 |
| PSD | 0 | 0 | 0 | 0 |
| TRF | 0 | 0 | 0 | 0 |
| Total | 0 | 0 | 17,021 | 17,021 |

| | FY 2016 Governor's Recommendation | | | |
|--------------|-----------------------------------|----------|----------|----------|
| | GR | Federal | Other | Total |
| PS | 0 | 0 | 0 | 0 |
| EE | 0 | 0 | 0 | 0 |
| PSD | 0 | 0 | 0 | 0 |
| TRF | 0 | 0 | 0 | 0 |
| Total | 0 | 0 | 0 | 0 |

FTE 0.00 0.00 0.00 0.00

FTE 0.00 0.00 0.00 0.00

| | | | | |
|--------------------|---|---|-------|-------|
| Est. Fringe | 0 | 0 | 4,643 | 4,643 |
|--------------------|---|---|-------|-------|

| | | | | |
|--------------------|---|---|---|---|
| Est. Fringe | 0 | 0 | 0 | 0 |
|--------------------|---|---|---|---|

Note: Fringes budgeted in House Bill 5 except for certain fringes budgeted directly to MoDOT, Highway Patrol, and Conservation.

Note: Fringes budgeted in House Bill 5 except for certain fringes budgeted directly to MoDOT, Highway Patrol, and Conservation.

Other Funds: Abandoned Funds PS/EE (0863)

Other Funds:

2. THIS REQUEST CAN BE CATEGORIZED AS:

| | | |
|--|--|--|
| <input type="checkbox"/> New Legislation | <input type="checkbox"/> New Program | <input type="checkbox"/> Fund Switch |
| <input type="checkbox"/> Federal Mandate | <input type="checkbox"/> Program Expansion | <input checked="" type="checkbox"/> Cost to Continue |
| <input type="checkbox"/> GR Pick-Up | <input type="checkbox"/> Space Request | <input type="checkbox"/> Equipment Replacement |
| <input type="checkbox"/> Pay Plan | <input type="checkbox"/> Other: | |

3. WHY IS THIS FUNDING NEEDED? PROVIDE AN EXPLANATION FOR ITEMS CHECKED IN #2. INCLUDE THE FEDERAL OR STATE STATUTORY OR CONSTITUTIONAL AUTHORIZATION FOR THIS PROGRAM.

A pay study was conducted by the STO to analyze pay for employees in its Unclaimed Property Division compared to surrounding states, states with comparable sized Unclaimed Property Departments, and states with similar statewide per capita income. Of the twelve states compared, Missouri had the second lowest salary for its Unclaimed Property staff. However, when comparing performance measures gauging the effectiveness of returning unclaimed property, Missouri was consistently ahead of other states. For example, Missouri was third of the states in the amount of unclaimed property returned per personal service dollar spent, fourth in the amount of unclaimed property returned per state population, and fifth in the amount of unclaimed property returned per FTE. Claim payments in FY2015 were \$41.7 million which is a 100% increase since FY2005, and the total number of accounts paid has increased 126% in that same time. While the

NEW DECISION ITEM

RANK: 5 OF 2

| | |
|---|----------------------------------|
| Department Office of the State Treasurer | Budget Unit <u>27201C</u> |
| Division Operating Office Core | |
| DI Name Abandoned Fund PS Adjustment <u>DI#1272001</u> | House Bill <u>12.15</u> |

Missouri Unclaimed Property Division has been in existence for thirty years, over half of the total amount of claims paid have been processed and paid in the last six years, alone. Allocating these additional funds would allow the STO's Unclaimed Property Division to increase existing staff pay by 3%, moving it closer to other comparable states and making the pay more reflective of the considerable efforts of staff. It will also assist the Unclaimed Property Division to retain existing staff and allow it continue to increase payouts to more claimants in a timely manner. The statutory authorization for the Unclaimed Property Division can be found in §§ 447.500-595 Mo. Rev. Stat.

4. DESCRIBE THE DETAILED ASSUMPTIONS USED TO DERIVE THE SPECIFIC REQUESTED AMOUNT. (How did you determine that the requested number of FTE were appropriate? From what source or standard did you derive the requested levels of funding? Were alternatives such as outsourcing or automation considered? If based on new legislation, does request tie to TAFP fiscal note? If not, explain why. Detail which portions of the request are one-times and how those amounts were calculated.)

Historical data including amounts reported, amounts returned, accounts returned, and processing times were reviewed to determine additional staffing was needed. The Unclaimed Property Division staffing size has only increased by 1 FTE since FY2003 while the number of accounts paid have increased 195% and the dollar amount paid has increased 185%.

5. BREAK DOWN THE REQUEST BY BUDGET OBJECT CLASS, JOB CLASS, AND FUND SOURCE. IDENTIFY ONE-TIME COSTS.

| Budget Object Class/Job Class | Dept Req GR DOLLARS | Dept Req GR FTE | Dept Req FED DOLLARS | Dept Req FED FTE | Dept Req OTHER DOLLARS | Dept Req OTHER FTE | Dept Req TOTAL DOLLARS | Dept Req TOTAL FTE | Dept Req One-Time DOLLARS |
|-------------------------------|---------------------------|-----------------------|----------------------------|------------------------|------------------------------|--------------------------|------------------------------|--------------------------|---------------------------------|
| | 0 | | | | 17,021 | | 17,021 | 0.0 | |
| Total PS | <u>0</u> | <u>0.0</u> | <u>0</u> | <u>0.0</u> | <u>17,021</u> | <u>0.0</u> | <u>17,021</u> | <u>0.0</u> | <u>0</u> |
| | | | | | | | 0 | | |
| | | | | | | | 0 | | |
| Total EE | <u>0</u> | | <u>0</u> | | <u>0</u> | | <u>0</u> | | <u>0</u> |
| Program Distributions | | | | | | | 0 | | |
| Total PSD | <u>0</u> | | <u>0</u> | | <u>0</u> | | <u>0</u> | | <u>0</u> |
| Transfers | | | | | | | | | |
| Total TRF | <u>0</u> | | <u>0</u> | | <u>0</u> | | <u>0</u> | | <u>0</u> |

NEW DECISION ITEM

RANK: 5 OF 2

| | |
|---|---------------------------|
| Department Office of the State Treasurer | Budget Unit <u>27201C</u> |
| Division Operating Office Core | |
| DI Name Abandoned Fund PS Adjustment | DI# <u>1272001</u> |
| | House Bill <u>12.15</u> |

| | | | | | | | | | |
|--------------------|----------|------------|----------|------------|---------------|------------|---------------|------------|----------|
| Grand Total | <u>0</u> | <u>0.0</u> | <u>0</u> | <u>0.0</u> | <u>17,021</u> | <u>0.0</u> | <u>17,021</u> | <u>0.0</u> | <u>0</u> |
|--------------------|----------|------------|----------|------------|---------------|------------|---------------|------------|----------|

| Budget Object Class/Job Class | Gov Rec GR DOLLARS | Gov Rec GR FTE | Gov Rec FED DOLLARS | Gov Rec FED FTE | Gov Rec OTHER DOLLARS | Gov Rec OTHER FTE | Gov Rec TOTAL DOLLARS | Gov Rec TOTAL FTE | Gov Rec One-Time DOLLARS |
|-------------------------------|--------------------------|----------------------|---------------------------|-----------------------|-----------------------------|-------------------------|-----------------------------|-------------------------|--------------------------------|
| | | | | | | | 0 | 0.0 | |
| | | | | | | | 0 | 0.0 | |
| Total PS | 0 | 0.0 | 0 | 0.0 | 0 | 0.0 | 0 | 0.0 | 0 |
| | | | | | | | 0 | | |
| | | | | | | | 0 | | |
| | | | | | | | 0 | | |
| Total EE | 0 | | 0 | | 0 | | 0 | | 0 |
| Program Distributions | | | | | | | 0 | | |
| Total PSD | 0 | | 0 | | 0 | | 0 | | 0 |
| Transfers | | | | | | | 0 | | |
| Total TRF | 0 | | 0 | | 0 | | 0 | | 0 |
| Grand Total | 0 | 0.0 | 0 | 0.0 | 0 | 0.0 | 0 | 0.0 | 0 |

NEW DECISION ITEM

RANK: 5 OF 2

Department Office of the State Treasurer
 Division Operating Office Core
 DI Name Abandoned Fund PS Adjustment **DI#1272001**

Budget Unit 27201C
 House Bill 12.15

6. PERFORMANCE MEASURES (If new decision item has an associated core, separately identify projected performance with & without additional funding.)

6a. Provide an effectiveness measure.
 How many owner accounts were received and processed?

| Accounts Received & Processed | FY 2013 | | FY 2014 | | FY 2015 | | FY 2016 | FY 2017 | FY 2018 |
|-------------------------------|---------|---------|---------|---------|---------|---------|---------|---------|---------|
| | Proj. | Actual | Proj. | Actual | Proj. | Actual | Proj. | Target | Target |
| | 656,184 | 651,248 | 670,785 | 668,676 | 675,362 | 670,951 | 677,660 | 684,437 | 691,281 |

6b. Provide an efficiency measure.
 How many inquiries were made regarding abandoned funds?

| Unclaimed Property Inquiries | FY 2013 | | FY 2014 | | FY 2015 | | FY 2016 | FY 2017 | FY 2018 |
|------------------------------|-----------|-----------|-----------|-----------|-----------|-----------|-----------|-----------|-----------|
| | Proj. | Actual | Proj. | Actual | Proj. | Actual | Proj. | Target | Target |
| | 1,796,419 | 1,355,173 | 1,422,931 | 1,243,867 | 1,281,183 | 1,056,708 | 1,162,378 | 1,191,437 | 1,221,223 |

6c. Provide the number of clients/individuals served, if applicable.
 How many unclaimed property accounts were paid?

| Accounts Paid | FY 2013 | | FY 2014 | | FY 2015 | | FY 2016 | FY 2017 | FY 2018 |
|---------------|---------|---------|---------|---------|---------|---------|---------|---------|---------|
| | Proj. | Actual | Proj. | Actual | Proj. | Actual | Proj. | Target | Target |
| | 137,149 | 135,310 | 140,722 | 171,494 | 171,500 | 137,642 | 141,083 | 144,610 | 148,225 |

6d. Provide a customer satisfaction measure, if available.
 How many average days to process a claim?

| Avg Days to Process a Claim | FY 2013 | | FY 2014 | | FY 2015 | | FY 2016 | FY 2017 | FY 2018 |
|-----------------------------|---------|--------|---------|--------|---------|--------|---------|---------|---------|
| | Proj. | Actual | Proj. | Actual | Proj. | Actual | Proj. | Target | Target |
| | 20.00 | 18.51 | 20.00 | 24.46 | 24.00 | 20.76 | 20.00 | 19.50 | 19.00 |

FY17 Office of the Missouri State Treasurer

DECISION ITEM DETAIL

| Budget Unit | FY 2015 | FY 2015 | FY 2016 | FY 2016 | FY 2017 | FY 2017 | FY 2017 | FY 2017 |
|---|------------|-------------|------------|-------------|-----------------|-------------|------------|-------------|
| Decision Item | ACTUAL | ACTUAL | BUDGET | BUDGET | DEPT REQ | DEPT REQ | GOV REC | GOV REC |
| Budget Object Class | DOLLAR | FTE | DOLLAR | FTE | DOLLAR | FTE | DOLLAR | FTE |
| OFFICE OF STATE TREASURER | | | | | | | | |
| Abandoned Fund PS Adjustment - 1272001 | | | | | | | | |
| DIR OF UNCLM PROP & GEN SRVS | 0 | 0.00 | 0 | 0.00 | 2,484 | 0.00 | 0 | 0.00 |
| RESEARCH SPECIALIST | 0 | 0.00 | 0 | 0.00 | 817 | 0.00 | 0 | 0.00 |
| RESEARCH SPECIALIST II | 0 | 0.00 | 0 | 0.00 | 931 | 0.00 | 0 | 0.00 |
| ASST DIR OF UNCLAIMED PROPERTY | 0 | 0.00 | 0 | 0.00 | 1,563 | 0.00 | 0 | 0.00 |
| PROCESSING CLERK I | 0 | 0.00 | 0 | 0.00 | 3,807 | 0.00 | 0 | 0.00 |
| PROCESSING CLERK II | 0 | 0.00 | 0 | 0.00 | 4,319 | 0.00 | 0 | 0.00 |
| PROCESSING CLERK III | 0 | 0.00 | 0 | 0.00 | 1,106 | 0.00 | 0 | 0.00 |
| SECURITIES SPECIALIST | 0 | 0.00 | 0 | 0.00 | 1,994 | 0.00 | 0 | 0.00 |
| TOTAL - PS | 0 | 0.00 | 0 | 0.00 | 17,021 | 0.00 | 0 | 0.00 |
| GRAND TOTAL | \$0 | 0.00 | \$0 | 0.00 | \$17,021 | 0.00 | \$0 | 0.00 |
| GENERAL REVENUE | \$0 | 0.00 | \$0 | 0.00 | \$0 | 0.00 | | 0.00 |
| FEDERAL FUNDS | \$0 | 0.00 | \$0 | 0.00 | \$0 | 0.00 | | 0.00 |
| OTHER FUNDS | \$0 | 0.00 | \$0 | 0.00 | \$17,021 | 0.00 | | 0.00 |

State Treasurer's Office

FY17 Office of the Missouri State Treasurer

DECISION ITEM SUMMARY

| Budget Unit | FY 2015 | FY 2015 | FY 2016 | FY 2016 | FY 2017 | FY 2017 | FY 2017 | FY 2017 |
|---|--------------------|--------------|--------------------|--------------|--------------------|--------------|--------------------|--------------|
| Decision Item | ACTUAL | ACTUAL | BUDGET | BUDGET | DEPT REQ | DEPT REQ | GOV REC | GOV REC |
| Budget Object Summary | DOLLAR | FTE | DOLLAR | FTE | DOLLAR | FTE | DOLLAR | FTE |
| Fund | DOLLAR | FTE | DOLLAR | FTE | DOLLAR | FTE | DOLLAR | FTE |
| OFFICE OF STATE TREASURER | | | | | | | | |
| CORE | | | | | | | | |
| PERSONAL SERVICES | | | | | | | | |
| STATE TREASURER'S GEN OPERATIO | 1,447,887 | 28.68 | 1,619,632 | 32.90 | 1,619,632 | 32.90 | 1,619,632 | 32.90 |
| CENTRAL CHECK MAIL SERV REVOLV | 10,183 | 0.42 | 12,139 | 0.50 | 12,139 | 0.50 | 12,139 | 0.50 |
| ABANDONED FUND ACCOUNT | 519,443 | 16.18 | 569,256 | 17.00 | 569,256 | 17.00 | 569,256 | 17.00 |
| TOTAL - PS | 1,977,513 | 45.28 | 2,201,027 | 50.40 | 2,201,027 | 50.40 | 2,201,027 | 50.40 |
| EXPENSE & EQUIPMENT | | | | | | | | |
| STATE TREASURER'S GEN OPERATIO | 246,339 | 0.00 | 270,672 | 0.00 | 270,672 | 0.00 | 270,672 | 0.00 |
| CENTRAL CHECK MAIL SERV REVOLV | 67,108 | 0.00 | 225,000 | 0.00 | 225,000 | 0.00 | 225,000 | 0.00 |
| ABANDONED FUND ACCOUNT | 77,303 | 0.00 | 98,600 | 0.00 | 98,600 | 0.00 | 98,600 | 0.00 |
| TOTAL - EE | 390,750 | 0.00 | 594,272 | 0.00 | 594,272 | 0.00 | 594,272 | 0.00 |
| TOTAL | 2,368,263 | 45.28 | 2,795,299 | 50.40 | 2,795,299 | 50.40 | 2,795,299 | 50.40 |
| Pay Plan - 0000012 | | | | | | | | |
| PERSONAL SERVICES | | | | | | | | |
| STATE TREASURER'S GEN OPERATIO | 0 | 0.00 | 0 | 0.00 | 0 | 0.00 | 32,393 | 0.00 |
| CENTRAL CHECK MAIL SERV REVOLV | 0 | 0.00 | 0 | 0.00 | 0 | 0.00 | 243 | 0.00 |
| ABANDONED FUND ACCOUNT | 0 | 0.00 | 0 | 0.00 | 0 | 0.00 | 11,387 | 0.00 |
| TOTAL - PS | 0 | 0.00 | 0 | 0.00 | 0 | 0.00 | 44,023 | 0.00 |
| TOTAL | 0 | 0.00 | 0 | 0.00 | 0 | 0.00 | 44,023 | 0.00 |
| Abandoned Fund PS Adjustment - 1272001 | | | | | | | | |
| PERSONAL SERVICES | | | | | | | | |
| ABANDONED FUND ACCOUNT | 0 | 0.00 | 0 | 0.00 | 17,021 | 0.00 | 0 | 0.00 |
| TOTAL - PS | 0 | 0.00 | 0 | 0.00 | 17,021 | 0.00 | 0 | 0.00 |
| TOTAL | 0 | 0.00 | 0 | 0.00 | 17,021 | 0.00 | 0 | 0.00 |
| GRAND TOTAL | \$2,368,263 | 45.28 | \$2,795,299 | 50.40 | \$2,812,320 | 50.40 | \$2,839,322 | 50.40 |

CORE DECISION ITEM

| | | | |
|-------------------|-------------------------------|--------------------|--------|
| Department | Office of the State Treasurer | Budget Unit | 27201C |
| Division | Operating Office Core | HB Section | 12.15 |
| Core - | | | |

1. CORE FINANCIAL SUMMARY

| | FY 2017 Budget Request | | | |
|--------------|------------------------|-------------|------------------|------------------|
| | GR | Federal | Other | Total |
| PS | 0 | 0 | 2,201,027 | 2,201,027 |
| EE | 0 | 0 | 594,272 | 594,272 |
| PSD | 0 | 0 | 0 | 0 |
| TRF | 0 | 0 | 0 | 0 |
| Total | 0 | 0 | 2,795,299 | 2,795,299 |
| FTE | 0.00 | 0.00 | 50.40 | 50.40 |

| | FY 2017 Governor's Recommendation | | | |
|--------------|-----------------------------------|-------------|------------------|------------------|
| | GR | Federal | Other | Total |
| PS | 0 | 0 | 2,201,027 | 2,201,027 |
| EE | 0 | 0 | 594,272 | 594,272 |
| PSD | 0 | 0 | 0 | 0 |
| TRF | 0 | 0 | 0 | 0 |
| Total | 0 | 0 | 2,795,299 | 2,795,299 |
| FTE | 0.00 | 0.00 | 50.40 | 50.40 |

| | | | | |
|--------------------|---|---|-----------|-----------|
| Est. Fringe | 0 | 0 | 1,109,957 | 1,109,957 |
|--------------------|---|---|-----------|-----------|

Note: Fringes budgeted in House Bill 5 except for certain fringes budgeted directly to MoDOT, Highway Patrol, and Conservation.

| | | | | |
|--------------------|---|---|-----------|-----------|
| Est. Fringe | 0 | 0 | 1,109,957 | 1,109,957 |
|--------------------|---|---|-----------|-----------|

Note: Fringes budgeted in House Bill 5 except for certain fringes budgeted directly to MoDOT, Highway Patrol, and Conservation.

Other Funds: STO Operating Fund PS/EE (0164)
 Central Check Mail Fund PS/EE (0515)
 Abandoned Fund PS/EE (0863)

Other Funds: STO Operating Fund PS/EE (0164)
 Central Check Mail Fund PS/EE (0515)
 Abandoned Fund PS/EE (0863)

2. CORE DESCRIPTION

The Core request represents resources for contained operations and support of statutory programs and functions of the Office of the Missouri State Treasurer, as outlined below. Selected high priority outcomes for FY17 have been identified.

A) Management of State Funds

- Maintain a proactive investment strategy for state funds.
- Increase awareness of effective and efficient cash management practices on a statewide level.
- Increase operational efficiency through expanded use of available technology.

B) Receipt and Return of Unclaimed Property

- Increase awareness of unclaimed property reporting requirements.
- Increase claimant activity through efficient and cost effective utilization of marketing and promotional events.

CORE DECISION ITEM

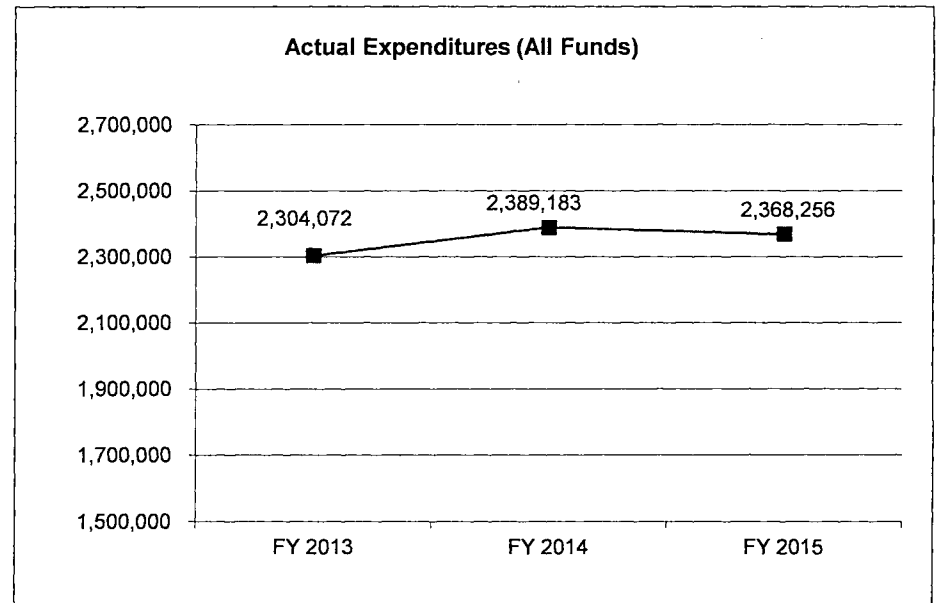
| | | | |
|-------------------|-------------------------------|--------------------|--------|
| Department | Office of the State Treasurer | Budget Unit | 27201C |
| Division | Operating Office Core | HB Section | 12.15 |
| Core - | | | |

3. PROGRAM LISTING (list programs included in this core funding)

Office of the State Treasurer's Core

4. FINANCIAL HISTORY

| | FY 2013 Actual | FY 2014 Actual | FY 2015 Actual | FY 2016 Current Yr. |
|---------------------------------|---------------------------|---------------------------|---------------------------|--------------------------------|
| Appropriation (All Funds) | 2,719,370 | 2,732,776 | 2,754,236 | 2,795,299 |
| Less Reverted (All Funds) | 0 | 0 | 0 | 0 |
| Less Restricted (All Funds) | 0 | 0 | 0 | 0 |
| Budget Authority (All Funds) | 2,719,370 | 2,732,776 | 2,754,236 | 2,795,299 |
| Actual Expenditures (All Funds) | 2,304,072 | 2,389,183 | 2,368,256 | 0 |
| Unexpended (All Funds) | 415,298 | 343,593 | 385,980 | 2,795,299 |
| Unexpended, by Fund: | | | | |
| General Revenue | 0 | 0 | 0 | 0 |
| Federal | 0 | 0 | 0 | 0 |
| Other | 415,298 | 343,593 | 385,980 | 0 |



Reverted includes the statutory three-percent reserve amount (when applicable).

Restricted includes any Governor's Expenditure Restrictions which remained at the end of the fiscal year (when applicable).

NOTES:

CORE RECONCILIATION DETAIL

STATE
OFFICE OF STATE TREASURER

5. CORE RECONCILIATION DETAIL

| | Budget Class | FTE | GR | Federal | Other | Total | Explanation |
|------------------------------------|---------------------|--------------|-----------|----------------|------------------|------------------|--------------------|
| TAFP AFTER VETOES | | | | | | | |
| | PS | 50.40 | 0 | 0 | 2,201,027 | 2,201,027 | |
| | EE | 0.00 | 0 | 0 | 594,272 | 594,272 | |
| | Total | 50.40 | 0 | 0 | 2,795,299 | 2,795,299 | |
| DEPARTMENT CORE REQUEST | | | | | | | |
| | PS | 50.40 | 0 | 0 | 2,201,027 | 2,201,027 | |
| | EE | 0.00 | 0 | 0 | 594,272 | 594,272 | |
| | Total | 50.40 | 0 | 0 | 2,795,299 | 2,795,299 | |
| GOVERNOR'S RECOMMENDED CORE | | | | | | | |
| | PS | 50.40 | 0 | 0 | 2,201,027 | 2,201,027 | |
| | EE | 0.00 | 0 | 0 | 594,272 | 594,272 | |
| | Total | 50.40 | 0 | 0 | 2,795,299 | 2,795,299 | |

FLEXIBILITY REQUEST FORM

| | |
|---|---|
| BUDGET UNIT NUMBER 27201C | DEPARTMENT: Office of the Missouri State Treasurer |
| BUDGET UNIT NAME: State Treasurer's Office | DIVISION: State Treasurer |

1. Provide the amount by fund of personal service flexibility and the amount by fund of expense and equipment flexibility you are requesting in dollar and percentage terms and explain why the flexibility is needed. If flexibility is being requested among divisions, provide the amount by fund of flexibility you are requesting in dollar and percentage terms and explain why the flexibility is needed.

The State Treasurer's Office is requesting 100% flexibility. This request would allow the State Treasurer's Office to take advantage of technological advances or changes in workflow by shifting resources between E&E to Personal Service or Personal Service dollars to E&E. Personal Service Funds: STO General Operating Fund 0164, Central Check Mail Fund 0515 and Abandoned Fund 0863. E&E Funds: STO General Operating Fund 0164, Central Check Mail Fund 0515 and Abandoned Fund 0863.

| DEPARTMENT REQUEST | | | | | GOVERNOR RECOMMENDATION | | | | | |
|----------------------|-----------|------------------|------------------|---------------------|-------------------------|-----------|------------------|---------------------|----------------|---------------------|
| Section | PS or E&E | Core | % Flex Requested | Flex Request Amount | Section | PS or E&E | Core | 100% Flex Requested | % Flex Gov Rec | Flex Gov Rec Amount |
| | PS | 2,201,027 | 100% | 2,201,027 | | PS | 2,201,027 | 100% | 100% | 2,201,027 |
| | E&E | 594,272 | 100% | 594,272 | | E&E | 594,272 | 100% | 100% | 594,272 |
| Total Request | | 2,795,299 | 100% | 2,795,299 | Total Gov Rec | | 2,795,299 | 100% | 100% | 2,795,299 |

2. Estimate how much flexibility will be used for the budget year. How much flexibility was used in the Prior Year Budget and the Current Year Budget? Please specify the amount.

| PRIOR YEAR ACTUAL AMOUNT OF FLEXIBILITY USED | CURRENT YEAR ESTIMATED AMOUNT OF FLEXIBILITY THAT WILL BE USED | BUDGET REQUEST ESTIMATED AMOUNT OF FLEXIBILITY THAT WILL BE USED |
|---|---|---|
| FY2015 100% Flexibility - \$2,754,236 | FY2016 100% Flexibility - \$2,795,299 | FY2017 100% Flexibility - \$2,795,299 |

3. Please explain how flexibility was used in the prior and/or current years.

| PRIOR YEAR EXPLAIN ACTUAL USE | CURRENT YEAR EXPLAIN PLANNED USE |
|--|--|
| The State Treasurer's Office used 100% flexibility for the prior year FY2015. Flexibility allowed the State Treasurer's Office to take advantage of opportunities to improve customer services or changes in personnel by shifting resources between E&E and Personal Service. | The State Treasurer's Office has 100% flexibility for the current year FY2016. Flexibility will allow the State Treasurer's Office to take advantage of opportunities to improve customer services or changes in personnel by shifting resources between E&E and Personal Service. |

FY17 Office of the Missouri State Treasurer

DECISION ITEM DETAIL

| Budget Unit | FY 2015 | FY 2015 | FY 2016 | FY 2016 | FY 2017 | FY 2017 | FY 2017 | FY 2017 |
|----------------------------------|---------|---------|---------|---------|----------|----------|---------|---------|
| Decision Item | ACTUAL | ACTUAL | BUDGET | BUDGET | DEPT REQ | DEPT REQ | GOV REC | GOV REC |
| Budget Object Class | DOLLAR | FTE | DOLLAR | FTE | DOLLAR | FTE | DOLLAR | FTE |
| OFFICE OF STATE TREASURER | | | | | | | | |
| CORE | | | | | | | | |
| HOURLY/INTERN | 11,399 | 0.59 | 13,555 | 0.00 | 5,605 | 0.00 | 5,605 | 0.00 |
| TREASURY COORDINATOR II | 39,554 | 1.00 | 50,233 | 1.50 | 36,888 | 1.50 | 36,888 | 1.50 |
| TREASURY COORDINATOR III | 24,148 | 0.57 | 42,711 | 1.00 | 18,264 | 1.00 | 18,264 | 1.00 |
| CASH MANAGER I | 28,385 | 0.67 | 42,711 | 1.00 | 42,708 | 1.00 | 42,708 | 1.00 |
| CASH MANAGER II | 43,540 | 1.00 | 44,299 | 1.00 | 44,304 | 1.00 | 44,304 | 1.00 |
| TREASURY ANALYST I | 36,888 | 0.95 | 40,385 | 1.00 | 38,928 | 1.00 | 38,928 | 1.00 |
| TREASURY ANALYST II | 41,973 | 1.00 | 42,711 | 1.00 | 42,708 | 1.00 | 42,708 | 1.00 |
| TIME DEPOSIT COORDINATOR | 22,042 | 0.63 | 35,572 | 1.00 | 0 | 0.00 | 0 | 0.00 |
| DEPUTY CHIEF OF STAFF | 69,964 | 0.88 | 82,792 | 1.00 | 82,788 | 1.00 | 82,788 | 1.00 |
| DIR OF UNCLM PROP & GEN SRVS | 82,346 | 1.00 | 82,792 | 1.00 | 82,788 | 1.00 | 82,788 | 1.00 |
| DEPUTY DIRECTOR COMMUNICATIONS | 39,348 | 1.00 | 41,936 | 1.00 | 41,940 | 1.00 | 41,940 | 1.00 |
| RESEARCH SPECIALIST | 27,761 | 1.02 | 27,245 | 1.00 | 27,236 | 1.00 | 27,236 | 1.00 |
| RESEARCH SPECIALIST II | 30,123 | 1.01 | 31,029 | 1.00 | 31,026 | 1.00 | 31,026 | 1.00 |
| ASST DIR OF UNCLAIMED PROPERTY | 48,862 | 1.00 | 49,123 | 1.00 | 52,092 | 1.00 | 52,092 | 1.00 |
| PROCESSING CLERK I | 88,434 | 3.67 | 128,024 | 5.00 | 126,893 | 5.00 | 126,893 | 5.00 |
| PROCESSING CLERK II | 128,905 | 4.79 | 140,741 | 5.00 | 143,978 | 5.00 | 143,978 | 5.00 |
| PROCESSING CLERK III | 36,486 | 1.22 | 36,894 | 1.00 | 36,861 | 1.00 | 36,861 | 1.00 |
| SECURITIES SPECIALIST | 67,767 | 2.01 | 68,685 | 2.00 | 66,456 | 2.00 | 66,456 | 2.00 |
| STATE TREASURER | 107,746 | 1.00 | 107,746 | 1.00 | 107,746 | 1.00 | 107,746 | 1.00 |
| DEPUTY STATE TREASURER | 100,273 | 1.00 | 100,813 | 1.00 | 100,812 | 1.00 | 100,812 | 1.00 |
| RECEPTIONIST | 32,401 | 1.15 | 28,457 | 1.00 | 24,264 | 1.00 | 24,264 | 1.00 |
| SR. GENERAL SERVICES ASSOCIATE | 28,752 | 1.00 | 28,906 | 1.00 | 28,908 | 1.00 | 28,908 | 1.00 |
| LEGISLATIVE LIAISON&SP CRD | 0 | 0.00 | 6,435 | 0.90 | 41,940 | 1.00 | 41,940 | 1.00 |
| RESEARCH ANALYST | 38,421 | 1.00 | 36,202 | 1.00 | 8,484 | 0.90 | 8,484 | 0.90 |
| ADMINISTRATIVE SERVICES COORD | 44,064 | 1.00 | 44,299 | 1.00 | 44,304 | 1.00 | 44,304 | 1.00 |
| GENERAL SERVICES SUPERVISOR | 34,174 | 1.00 | 34,360 | 1.00 | 34,356 | 1.00 | 34,356 | 1.00 |
| EXECUTIVE ASSISTANT II | 94,635 | 2.00 | 95,143 | 2.00 | 95,148 | 2.00 | 95,148 | 2.00 |
| GENERAL COUNSEL | 80,934 | 1.00 | 82,792 | 1.00 | 74,304 | 1.00 | 74,304 | 1.00 |
| GENERAL SERVICES ASSOCIATE | 41,303 | 1.72 | 48,150 | 2.00 | 48,151 | 2.00 | 48,151 | 2.00 |
| DIR OF COMMUNICATIONS | 52,922 | 1.00 | 53,206 | 1.00 | 53,208 | 1.00 | 53,208 | 1.00 |
| INVESTMENT ANALYST | 6,141 | 0.13 | 0 | 0.00 | 49,128 | 1.00 | 49,128 | 1.00 |
| DIR OF BANKING & INVESTMENTS | 84,599 | 1.00 | 82,792 | 1.00 | 100,812 | 1.00 | 100,812 | 1.00 |

FY17 Office of the Missouri State Treasurer

DECISION ITEM DETAIL

| Budget Unit | FY 2015 | FY 2015 | FY 2016 | FY 2016 | FY 2017 | FY 2017 | FY 2017 | FY 2017 |
|----------------------------------|--------------------|--------------|--------------------|--------------|--------------------|--------------|--------------------|--------------|
| Decision Item | ACTUAL | ACTUAL | BUDGET | BUDGET | DEPT REQ | DEPT REQ | GOV REC | GOV REC |
| Budget Object Class | DOLLAR | FTE | DOLLAR | FTE | DOLLAR | FTE | DOLLAR | FTE |
| OFFICE OF STATE TREASURER | | | | | | | | |
| CORE | | | | | | | | |
| APPLICATION DEVELOPER | 0 | 0.00 | 50,093 | 1.00 | 0 | 0.00 | 0 | 0.00 |
| INVESTMENT COORDINATOR I | 41,937 | 1.15 | 36,893 | 1.00 | 70,632 | 2.00 | 70,632 | 2.00 |
| INVESTMENT COORDINATOR II | 37,142 | 0.88 | 42,711 | 1.00 | 0 | 0.00 | 0 | 0.00 |
| LINKED DEPOSIT COORDINATOR | 8,157 | 0.25 | 33,743 | 1.00 | 32,628 | 1.00 | 32,628 | 1.00 |
| DIRECTOR OF INVESTMENTS | 87,635 | 0.89 | 100,813 | 1.00 | 94,172 | 1.00 | 94,172 | 1.00 |
| ASST DIRECTOR OF BANKING | 54,506 | 1.08 | 49,123 | 1.00 | 68,160 | 1.00 | 68,160 | 1.00 |
| INFORMATION TECHNOLOGIST III | 31,331 | 0.81 | 40,801 | 1.00 | 45,507 | 1.00 | 45,507 | 1.00 |
| INFORMATION TECHNOLOGIST IV | 49,774 | 1.00 | 50,043 | 1.00 | 110,832 | 2.00 | 110,832 | 2.00 |
| CMPTR INFO TECH I | 6,920 | 0.21 | 0 | 0.00 | 0 | 0.00 | 0 | 0.00 |
| BUSINESS DEVELOPMENT MANAGER | 45,821 | 1.00 | 46,068 | 1.00 | 46,068 | 1.00 | 46,068 | 1.00 |
| TOTAL - PS | 1,977,513 | 45.28 | 2,201,027 | 50.40 | 2,201,027 | 50.40 | 2,201,027 | 50.40 |
| TRAVEL, IN-STATE | 25,549 | 0.00 | 17,100 | 0.00 | 25,297 | 0.00 | 25,297 | 0.00 |
| TRAVEL, OUT-OF-STATE | 11,891 | 0.00 | 14,200 | 0.00 | 20,718 | 0.00 | 20,718 | 0.00 |
| SUPPLIES | 105,412 | 0.00 | 249,521 | 0.00 | 248,582 | 0.00 | 248,582 | 0.00 |
| PROFESSIONAL DEVELOPMENT | 31,306 | 0.00 | 29,225 | 0.00 | 35,013 | 0.00 | 35,013 | 0.00 |
| COMMUNICATION SERV & SUPP | 37,320 | 0.00 | 49,100 | 0.00 | 38,919 | 0.00 | 38,919 | 0.00 |
| PROFESSIONAL SERVICES | 111,389 | 0.00 | 129,000 | 0.00 | 120,900 | 0.00 | 120,900 | 0.00 |
| HOUSEKEEPING & JANITORIAL SERV | 1,980 | 0.00 | 2,100 | 0.00 | 1,980 | 0.00 | 1,980 | 0.00 |
| M&R SERVICES | 43,046 | 0.00 | 50,500 | 0.00 | 51,436 | 0.00 | 51,436 | 0.00 |
| COMPUTER EQUIPMENT | 13,865 | 0.00 | 22,204 | 0.00 | 25,987 | 0.00 | 25,987 | 0.00 |
| OFFICE EQUIPMENT | 1,473 | 0.00 | 3,901 | 0.00 | 2,776 | 0.00 | 2,776 | 0.00 |
| OTHER EQUIPMENT | 832 | 0.00 | 11,400 | 0.00 | 13,500 | 0.00 | 13,500 | 0.00 |
| BUILDING LEASE PAYMENTS | 4,050 | 0.00 | 4,100 | 0.00 | 4,100 | 0.00 | 4,100 | 0.00 |
| EQUIPMENT RENTALS & LEASES | 593 | 0.00 | 1,000 | 0.00 | 913 | 0.00 | 913 | 0.00 |
| MISCELLANEOUS EXPENSES | 2,044 | 0.00 | 10,921 | 0.00 | 4,151 | 0.00 | 4,151 | 0.00 |
| TOTAL - EE | 390,750 | 0.00 | 594,272 | 0.00 | 594,272 | 0.00 | 594,272 | 0.00 |
| GRAND TOTAL | \$2,368,263 | 45.28 | \$2,795,299 | 50.40 | \$2,795,299 | 50.40 | \$2,795,299 | 50.40 |
| GENERAL REVENUE | \$0 | 0.00 | \$0 | 0.00 | \$0 | 0.00 | \$0 | 0.00 |
| FEDERAL FUNDS | \$0 | 0.00 | \$0 | 0.00 | \$0 | 0.00 | \$0 | 0.00 |
| OTHER FUNDS | \$2,368,263 | 45.28 | \$2,795,299 | 50.40 | \$2,795,299 | 50.40 | \$2,795,299 | 50.40 |

PROGRAM DESCRIPTION

Department: Office of the State Treasurer

HB Section(s): 12.150

Program Name: Investments; Banking; General Services

Program is found in the following core budget(s): Office of the State Treasurer's Core

1. What does this program do?

The Office of the State Treasurer ensures that state funds are invested according to law, obtain banking services which provide quality cash management services, settle claims against the Second Injury Fund, provide service to taxpayers and state agency personnel, establish and administer policies for the Missouri Linked Deposit Program to ensure funds are used within the guidelines set by legislation and policy and process replacement checks.

2. What is the authorization for this program, i.e., federal or state statute, etc.? (Include the federal program number, if applicable.)

Article IV, Section 15, Constitution of Missouri, Chapters 30 and 447 of the Revised Statutes of Missouri.

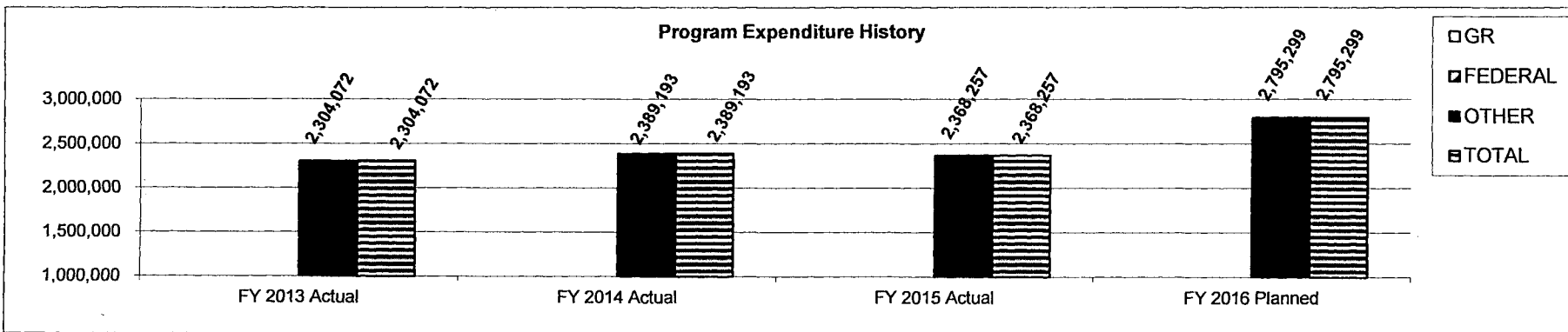
3. Are there federal matching requirements? If yes, please explain.

No

4. Is this a federally mandated program? If yes, please explain.

No

5. Provide actual expenditures for the prior three fiscal years and planned expenditures for the current fiscal year.



6. What are the sources of the "Other " funds?

State Treasurer's General Operations Fund 0164; Abandoned Fund PS 0863; Central Check Mail Fund 0515; Treasurer's Information Fund 0255

PROGRAM DESCRIPTION

Department: Office of the State Treasurer

HB Section(s): 12.150

Program Name: Investments; Banking; General Services

Program is found in the following core budget(s): Office of the State Treasurer's Core

7a. Provide an effectiveness measure.

| | FY 2013 | | FY 2014 | | FY 2015 | | FY 2016 | FY 2017 | FY 2018 |
|---|---------|--------|---------|--------|---------|--------|---------|---------|---------|
| | Proj. | Actual | Proj. | Actual | Proj. | Actual | Proj. | Target | Target |
| Number of Missouri Linked Deposits Active | 1,200 | 1,017 | 1,250 | 834 | 950 | 618 | 650 | 675 | 700 |
| Utilization of Missouri Linked Deposit Program Funds | 50% | 46% | 60% | 43% | 50% | 38% | 40% | 42% | 45% |
| ACH (electronic Payment) Activity as a percent of total disbursements | 64% | 66.90% | 68% | 69.25% | 71% | 70.40% | 71% | 71% | 71% |

7b. Provide an efficiency measure.

| | FY 2013 | | FY 2014 | | FY 2015 | | FY 2016 | FY 2017 | FY 2018 |
|--|---------|--------|---------|--------|---------|--------|---------|---------|---------|
| | Proj. | Actual | Proj. | Actual | Proj. | Actual | Proj. | Target | Target |
| State Investment Returns as a percent of average 3 month T-Bill rate | 400% | 868% | 500% | 863% | 350% | 400% | 400% | 400% | 400% |
| State Investment Returns as a percent of average 1 year T-Bill rate | 250% | 443% | 300% | 588% | 150% | 361% | 300% | 300% | 300% |
| Payment Look Ups | 3,700 | 2,886 | 2,900 | 3,279 | 3,300 | 2,237 | 2,300 | 2,300 | 2,300 |

PROGRAM DESCRIPTION

Department: Office of the State Treasurer

HB Section(s): 12.150

Program Name: Investments; Banking; General Services

Program is found in the following core budget(s): Office of the State Treasurer's Core

7c. Provide the number of clients/individuals served, if applicable.

| | FY 2013 | | FY 2014 | | FY 2015 | | FY 2016 | FY 2017 | FY 2018 |
|--|---------|--------|---------|--------|---------|--------|---------|---------|---------|
| | Proj. | Actual | Proj. | Actual | Proj. | Actual | Proj. | Target | Target |
| Missouri Linked Deposits and General Time Deposits Placed | 1,400 | 1334 | 1,500 | 1407 | 1,600 | 1372 | 1,400 | 1,450 | 1,500 |
| Collateral Securities Placed | 1,500 | 1,063 | 1,500 | 1,058 | 1,200 | 1,049 | 1,100 | 1,100 | 1,100 |
| State Payments Processed, includes checks & electronic funds transfers (in millions) | 5,300 | 5,208 | 5,200 | 5,198 | 5,200 | 5,234 | 5,200 | 5,200 | 5,200 |
| Demand Bank Accounts Managed | 160 | 163 | 150 | 158 | 155 | 150 | 150 | 150 | 150 |
| Duplicate/Outlawed Replacement Checks Issued (including mutilated checks reissued) | 4,100 | 3,779 | 3,800 | 3,584 | 3,600 | 4,164 | 4,175 | 4,175 | 4,175 |

7d. Provide a customer satisfaction measure, if available.

MO Law Enforcement Data Exchange

FY17 Office of the Missouri State Treasurer

DECISION ITEM SUMMARY

| Budget Unit | FY 2015 | FY 2015 | FY 2016 | FY 2016 | FY 2017 | FY 2017 | FY 2017 | FY 2017 |
|-----------------------|------------|-------------|------------------|-------------|------------|-------------|------------|-------------|
| Decision Item | ACTUAL | ACTUAL | BUDGET | BUDGET | DEPT REQ | DEPT REQ | GOV REC | GOV REC |
| Budget Object Summary | DOLLAR | FTE | DOLLAR | FTE | DOLLAR | FTE | DOLLAR | FTE |
| Fund | | | | | | | | |
| MODEX | | | | | | | | |
| CORE | | | | | | | | |
| PROGRAM-SPECIFIC | | | | | | | | |
| GENERAL REVENUE | 0 | 0.00 | 250,000 | 0.00 | 0 | 0.00 | 0 | 0.00 |
| TOTAL - PD | 0 | 0.00 | 250,000 | 0.00 | 0 | 0.00 | 0 | 0.00 |
| TOTAL | 0 | 0.00 | 250,000 | 0.00 | 0 | 0.00 | 0 | 0.00 |
| GRAND TOTAL | \$0 | 0.00 | \$250,000 | 0.00 | \$0 | 0.00 | \$0 | 0.00 |

CORE DECISION ITEM

| | | | |
|-------------------|----------------------------------|--------------------|--------|
| Department | Office of the State Treasurer | Budget Unit | 27203C |
| Division | MO Law Enforcement Data Exchange | HB Section | 12.15 |
| Core - | | | |

1. CORE FINANCIAL SUMMARY

| | FY 2017 Budget Request | | | |
|--------------|------------------------|-------------|-------------|-------------|
| | GR | Federal | Other | Total |
| PS | 0 | 0 | 0 | 0 |
| EE | 0 | 0 | 0 | 0 |
| PSD | 0 | 0 | 0 | 0 |
| TRF | 0 | 0 | 0 | 0 |
| Total | 0 | 0 | 0 | 0 |
| FTE | 0.00 | 0.00 | 0.00 | 0.00 |

| | FY 2017 Governor's Recommendation | | | |
|--------------|-----------------------------------|-------------|-------------|-------------|
| | GR | Federal | Other | Total |
| PS | 0 | 0 | 0 | 0 |
| EE | 0 | 0 | 0 | 0 |
| PSD | 0 | 0 | 0 | 0 |
| TRF | 0 | 0 | 0 | 0 |
| Total | 0 | 0 | 0 | 0 |
| FTE | 0.00 | 0.00 | 0.00 | 0.00 |

| | | | | |
|--------------------|---|---|---|---|
| Est. Fringe | 0 | 0 | 0 | 0 |
|--------------------|---|---|---|---|

Note: Fringes budgeted in House Bill 5 except for certain fringes budgeted directly to MoDOT, Highway Patrol, and Conservation.

| | | | | |
|--------------------|---|---|---|---|
| Est. Fringe | 0 | 0 | 0 | 0 |
|--------------------|---|---|---|---|

Note: Fringes budgeted in House Bill 5 except for certain fringes budgeted directly to MoDOT, Highway Patrol, and Conservation.

Other Funds:

Other Funds:

2. CORE DESCRIPTION

Zero out this FY16 appropriation that was for the purpose of funding a department data feed with the Missouri Law Enforcement Data Exchange (MoDEX).

3. PROGRAM LISTING (list programs included in this core funding)

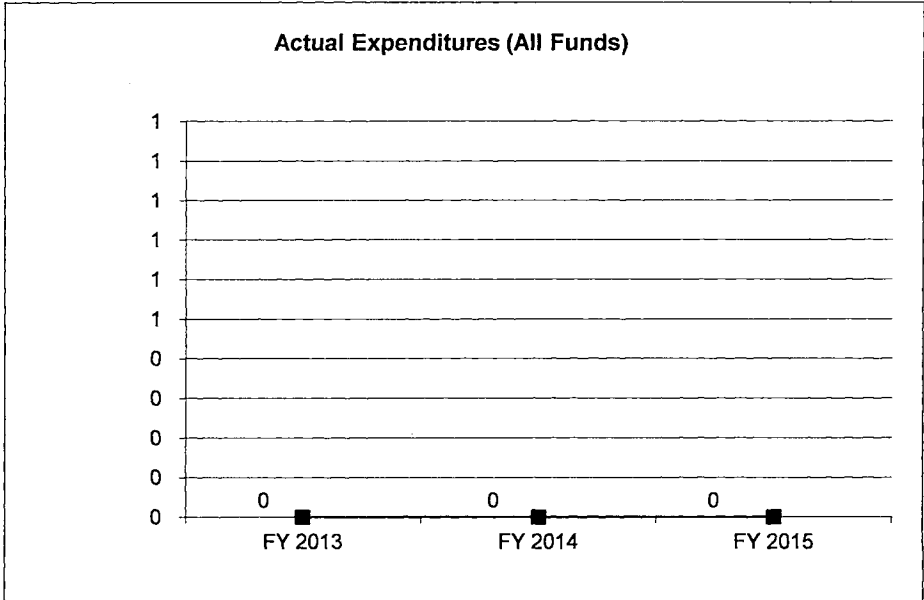
Office of the Missouri State Treasurer's Core

CORE DECISION ITEM

| | | | |
|-------------------|----------------------------------|--------------------|--------|
| Department | Office of the State Treasurer | Budget Unit | 27203C |
| Division | MO Law Enforcement Data Exchange | HB Section | 12.15 |
| Core - | | | |

4. FINANCIAL HISTORY

| | FY 2013 Actual | FY 2014 Actual | FY 2015 Actual | FY 2016 Current Yr. |
|---------------------------------|-------------------|-------------------|-------------------|------------------------|
| Appropriation (All Funds) | 0 | 0 | 0 | 250,000 |
| Less Reverted (All Funds) | 0 | 0 | 0 | 0 |
| Less Restricted (All Funds) | 0 | 0 | 0 | 0 |
| Budget Authority (All Funds) | 0 | 0 | 0 | 250,000 |
| Actual Expenditures (All Funds) | 0 | 0 | 0 | 0 |
| Unexpended (All Funds) | 0 | 0 | 0 | 250,000 |
| Unexpended, by Fund: | | | | |
| General Revenue | 0 | 0 | 0 | 0 |
| Federal | 0 | 0 | 0 | 0 |
| Other | 0 | 0 | 0 | 0 |



Reverted includes the statutory three-percent reserve amount (when applicable).

Restricted includes any Governor's Expenditure Restrictions which remained at the end of the fiscal year (when applicable).

NOTES:

CORE RECONCILIATION DETAIL

STATE
MODEX

5. CORE RECONCILIATION DETAIL

| | Budget Class | FTE | GR | Federal | Other | Total | Explanation |
|------------------------------------|-------------------------------|-------------|------------------|----------|----------|------------------|-------------|
| TAFP AFTER VETOES | | | | | | | |
| | PD | 0.00 | 250,000 | 0 | 0 | 250,000 | |
| | Total | 0.00 | 250,000 | 0 | 0 | 250,000 | |
| DEPARTMENT CORE ADJUSTMENTS | | | | | | | |
| Core Reduction | 1404 9782 PD | 0.00 | (250,000) | 0 | 0 | (250,000) | |
| | NET DEPARTMENT CHANGES | 0.00 | (250,000) | 0 | 0 | (250,000) | |
| DEPARTMENT CORE REQUEST | | | | | | | |
| | PD | 0.00 | 0 | 0 | 0 | 0 | |
| | Total | 0.00 | 0 | 0 | 0 | 0 | |
| GOVERNOR'S RECOMMENDED CORE | | | | | | | |
| | PD | 0.00 | 0 | 0 | 0 | 0 | |
| | Total | 0.00 | 0 | 0 | 0 | 0 | |

FY17 Office of the Missouri State Treasurer

DECISION ITEM DETAIL

| Budget Unit | FY 2015 | FY 2015 | FY 2016 | FY 2016 | FY 2017 | FY 2017 | FY 2017 | FY 2017 |
|-----------------------|------------|-------------|------------------|-------------|------------|-------------|------------|-------------|
| Decision Item | ACTUAL | ACTUAL | BUDGET | BUDGET | DEPT REQ | DEPT REQ | GOV REC | GOV REC |
| Budget Object Class | DOLLAR | FTE | DOLLAR | FTE | DOLLAR | FTE | DOLLAR | FTE |
| MODEX | | | | | | | | |
| CORE | | | | | | | | |
| PROGRAM DISTRIBUTIONS | 0 | 0.00 | 250,000 | 0.00 | 0 | 0.00 | 0 | 0.00 |
| TOTAL - PD | 0 | 0.00 | 250,000 | 0.00 | 0 | 0.00 | 0 | 0.00 |
| GRAND TOTAL | \$0 | 0.00 | \$250,000 | 0.00 | \$0 | 0.00 | \$0 | 0.00 |
| GENERAL REVENUE | \$0 | 0.00 | \$250,000 | 0.00 | \$0 | 0.00 | | 0.00 |
| FEDERAL FUNDS | \$0 | 0.00 | \$0 | 0.00 | \$0 | 0.00 | | 0.00 |
| OTHER FUNDS | \$0 | 0.00 | \$0 | 0.00 | \$0 | 0.00 | | 0.00 |

Abandoned Fund Advertising and Auction

FY17 Office of the Missouri State Treasurer

DECISION ITEM SUMMARY

| Budget Unit | | | | | | | | |
|--|--------------------|-------------|--------------------|-------------|--------------------|-------------|--------------------|-------------|
| Decision Item | FY 2015 | FY 2015 | FY 2016 | FY 2016 | FY 2017 | FY 2017 | FY 2017 | FY 2017 |
| Budget Object Summary | ACTUAL | ACTUAL | BUDGET | BUDGET | DEPT REQ | DEPT REQ | GOV REC | GOV REC |
| Fund | DOLLAR | FTE | DOLLAR | FTE | DOLLAR | FTE | DOLLAR | FTE |
| AF - ADVERTISING & AUCTIONS | | | | | | | | |
| CORE | | | | | | | | |
| EXPENSE & EQUIPMENT | | | | | | | | |
| ABANDONED FUND ACCOUNT | 1,075,211 | 0.00 | 1,475,000 | 0.00 | 1,475,000 | 0.00 | 1,475,000 | 0.00 |
| TOTAL - EE | 1,075,211 | 0.00 | 1,475,000 | 0.00 | 1,475,000 | 0.00 | 1,475,000 | 0.00 |
| TOTAL | 1,075,211 | 0.00 | 1,475,000 | 0.00 | 1,475,000 | 0.00 | 1,475,000 | 0.00 |
| GRAND TOTAL | \$1,075,211 | 0.00 | \$1,475,000 | 0.00 | \$1,475,000 | 0.00 | \$1,475,000 | 0.00 |

CORE DECISION ITEM

| | | | |
|-------------------|--------------------------------------|--------------------|--------|
| Department | Office of the State Treasurer | Budget Unit | 27206C |
| Division | Abandoned Fund Advertising & Auction | HB Section | 12.15 |
| Core - | | | |

1. CORE FINANCIAL SUMMARY

| | FY 2017 Budget Request | | | | | FY 2017 Governor's Recommendation | | | |
|--------------|------------------------|-------------|------------------|------------------|--------------|-----------------------------------|-------------|------------------|------------------|
| | GR | Federal | Other | Total | | GR | Federal | Other | Total |
| PS | 0 | 0 | 0 | 0 | PS | 0 | 0 | 0 | 0 |
| EE | 0 | 0 | 1,475,000 | 1,475,000 | EE | 0 | 0 | 1,475,000 | 1,475,000 |
| PSD | 0 | 0 | 0 | 0 | PSD | 0 | 0 | 0 | 0 |
| TRF | 0 | 0 | 0 | 0 | TRF | 0 | 0 | 0 | 0 |
| Total | 0 | 0 | 1,475,000 | 1,475,000 | Total | 0 | 0 | 1,475,000 | 1,475,000 |
| FTE | 0.00 | 0.00 | 0.00 | 0.00 | FTE | 0.00 | 0.00 | 0.00 | 0.00 |

| | | | | |
|--------------------|---|---|---|---|
| Est. Fringe | 0 | 0 | 0 | 0 |
|--------------------|---|---|---|---|

Note: Fringes budgeted in House Bill 5 except for certain fringes budgeted directly to MoDOT, Highway Patrol, and Conservation.

| | | | | |
|--------------------|---|---|---|---|
| Est. Fringe | 0 | 0 | 0 | 0 |
|--------------------|---|---|---|---|

Note: Fringes budgeted in House Bill 5 except for certain fringes budgeted directly to MoDOT, Highway Patrol, and Conservation.

Other Funds: Abandoned Fund (0863)

Other Funds: Abandoned Fund (0863)

2. CORE DESCRIPTION

In order for the Office of the Missouri State Treasurer (STO) to fulfill its advertising requirements (Chapter 447 of the Revised Statutes of Missouri) regarding unclaimed property, the STO must mail notices, advertise in newspapers and utilize outreach programs (i.e. radio, television, internet website, booths at public events and other proactive owner locations) in an attempt to locate rightful owners of unclaimed or abandoned funds held by the STO. These funds will also be used for ongoing communications with owners as they go through the claims process and other claims related expenses. The STO also must make all preparations to conduct an auction of items received that need to be liquidated. This includes an auctioneer, locating a place to hold the auction, cataloging the items to be sold and advertisement for the auction.

3. PROGRAM LISTING (list programs included in this core funding)

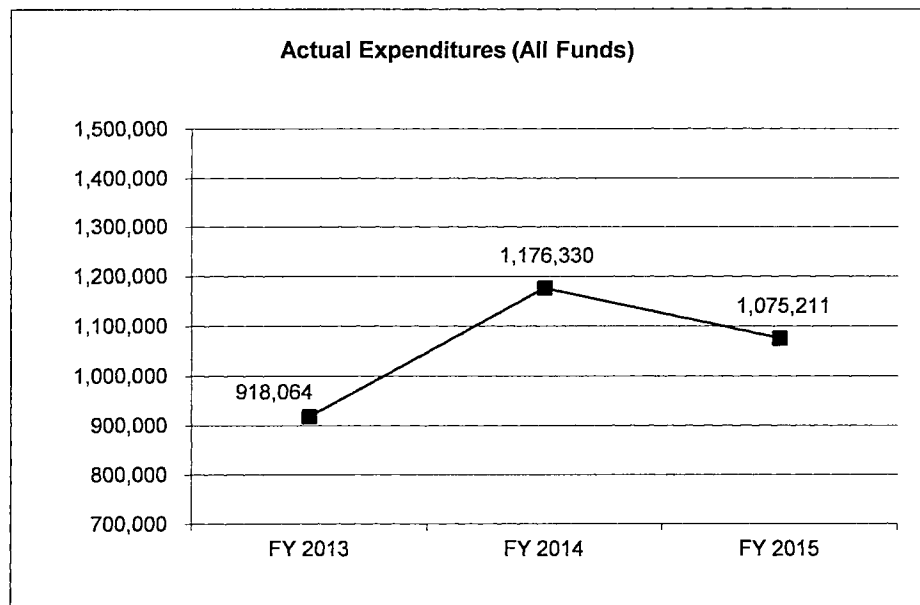
Abandoned Fund

CORE DECISION ITEM

| | | | |
|-------------------|--------------------------------------|--------------------|--------|
| Department | Office of the State Treasurer | Budget Unit | 27206C |
| Division | Abandoned Fund Advertising & Auction | HB Section | 12.15 |
| Core - | | | |

4. FINANCIAL HISTORY

| | <u>FY 2013</u> <u>Actual</u> | <u>FY 2014</u> <u>Actual</u> | <u>FY 2015</u> <u>Actual</u> | <u>FY 2016</u> <u>Current Yr.</u> |
|---------------------------------|---------------------------------|---------------------------------|---------------------------------|--------------------------------------|
| Appropriation (All Funds) | 225,000 | 1,475,000 | 1,475,000 | 1,475,000 |
| Less Reverted (All Funds) | 0 | 0 | 0 | 0 |
| Less Restricted (All Funds) | 0 | 0 | 0 | 0 |
| Budget Authority (All Funds) | 225,000 | 1,475,000 | 1,475,000 | 1,475,000 |
| Actual Expenditures (All Funds) | 918,064 | 1,176,330 | 1,075,211 | 0 |
| Unexpended (All Funds) | (693,064) | 298,670 | 399,789 | 1,475,000 |
| Unexpended, by Fund: | | | | |
| General Revenue | 0 | 0 | 0 | 0 |
| Federal | 0 | 0 | 0 | 0 |
| Other | (693,064) | 298,670 | 399,789 | 0 |



Reverted includes the statutory three-percent reserve amount (when applicable).

Restricted includes any Governor's Expenditure Restrictions which remained at the end of the fiscal year (when applicable).

NOTES:

CORE RECONCILIATION DETAIL

STATE
AF - ADVERTISING & AUCTIONS

5. CORE RECONCILIATION DETAIL

| | Budget Class | FTE | GR | Federal | Other | Total | Explanation |
|------------------------------------|---------------------|-------------|-----------|----------------|------------------|------------------|--------------------|
| TAFP AFTER VETOES | | | | | | | |
| | EE | 0.00 | 0 | 0 | 1,475,000 | 1,475,000 | |
| | Total | 0.00 | 0 | 0 | 1,475,000 | 1,475,000 | |
| DEPARTMENT CORE REQUEST | | | | | | | |
| | EE | 0.00 | 0 | 0 | 1,475,000 | 1,475,000 | |
| | Total | 0.00 | 0 | 0 | 1,475,000 | 1,475,000 | |
| GOVERNOR'S RECOMMENDED CORE | | | | | | | |
| | EE | 0.00 | 0 | 0 | 1,475,000 | 1,475,000 | |
| | Total | 0.00 | 0 | 0 | 1,475,000 | 1,475,000 | |

FY17 Office of the Missouri State Treasurer

DECISION ITEM DETAIL

| Budget Unit | FY 2015 | FY 2015 | FY 2016 | FY 2016 | FY 2017 | FY 2017 | FY 2017 | FY 2017 |
|--|--------------------|-------------|--------------------|-------------|--------------------|-------------|--------------------|-------------|
| Decision Item | ACTUAL | ACTUAL | BUDGET | BUDGET | DEPT REQ | DEPT REQ | GOV REC | GOV REC |
| Budget Object Class | DOLLAR | FTE | DOLLAR | FTE | DOLLAR | FTE | DOLLAR | FTE |
| AF - ADVERTISING & AUCTIONS | | | | | | | | |
| CORE | | | | | | | | |
| TRAVEL, IN-STATE | 2,099 | 0.00 | 3,022 | 0.00 | 3,022 | 0.00 | 3,022 | 0.00 |
| TRAVEL, OUT-OF-STATE | 0 | 0.00 | 100 | 0.00 | 100 | 0.00 | 100 | 0.00 |
| SUPPLIES | 129,697 | 0.00 | 349,730 | 0.00 | 323,330 | 0.00 | 323,330 | 0.00 |
| PROFESSIONAL DEVELOPMENT | 2,300 | 0.00 | 600 | 0.00 | 2,600 | 0.00 | 2,600 | 0.00 |
| COMMUNICATION SERV & SUPP | 58,525 | 0.00 | 39,124 | 0.00 | 59,124 | 0.00 | 59,124 | 0.00 |
| PROFESSIONAL SERVICES | 844,794 | 0.00 | 1,042,507 | 0.00 | 1,042,507 | 0.00 | 1,042,507 | 0.00 |
| M&R SERVICES | 24,180 | 0.00 | 21,544 | 0.00 | 24,544 | 0.00 | 24,544 | 0.00 |
| COMPUTER EQUIPMENT | 6,503 | 0.00 | 7,663 | 0.00 | 7,663 | 0.00 | 7,663 | 0.00 |
| OFFICE EQUIPMENT | 893 | 0.00 | 2,554 | 0.00 | 2,554 | 0.00 | 2,554 | 0.00 |
| OTHER EQUIPMENT | 0 | 0.00 | 2,790 | 0.00 | 2,790 | 0.00 | 2,790 | 0.00 |
| BUILDING LEASE PAYMENTS | 4,375 | 0.00 | 3,268 | 0.00 | 4,468 | 0.00 | 4,468 | 0.00 |
| EQUIPMENT RENTALS & LEASES | 668 | 0.00 | 556 | 0.00 | 756 | 0.00 | 756 | 0.00 |
| MISCELLANEOUS EXPENSES | 1,177 | 0.00 | 1,542 | 0.00 | 1,542 | 0.00 | 1,542 | 0.00 |
| TOTAL - EE | 1,075,211 | 0.00 | 1,475,000 | 0.00 | 1,475,000 | 0.00 | 1,475,000 | 0.00 |
| GRAND TOTAL | \$1,075,211 | 0.00 | \$1,475,000 | 0.00 | \$1,475,000 | 0.00 | \$1,475,000 | 0.00 |
| GENERAL REVENUE | \$0 | 0.00 | \$0 | 0.00 | \$0 | 0.00 | \$0 | 0.00 |
| FEDERAL FUNDS | \$0 | 0.00 | \$0 | 0.00 | \$0 | 0.00 | \$0 | 0.00 |
| OTHER FUNDS | \$1,075,211 | 0.00 | \$1,475,000 | 0.00 | \$1,475,000 | 0.00 | \$1,475,000 | 0.00 |

PROGRAM DESCRIPTION

Department: Office of the State Treasurer

HB Section(s): 12.150, 12.160

Program Name: Abandoned Fund

Program is found in the following core budget(s): AF Advertising & Auction and AF Claims

1. What does this program do?

The Office of the State Treasurer (STO) is obligated to issue a check to the rightful owner of unclaimed property in accordance with Missouri Statutes.

In order for the STO to fulfill its statutory advertising requirements regarding unclaimed property, the STO must mail notices, advertise in newspapers and utilize outreach programs (i.e. radio, television, internet web site, booths at public events and other proactive owner locations) in an attempt to locate rightful owners of unclaimed or abandoned funds held by the STO. The STO also must make all preparations to conduct an auction of items received that need to be liquidated. This includes an auctioneer, locating a place to hold the auction, cataloging the items to be sold and advertisement for the auction.

2. What is the authorization for this program, i.e., federal or state statute, etc.? (Include the federal program number, if applicable.)

Mo. Rev. Stat. § 447.575

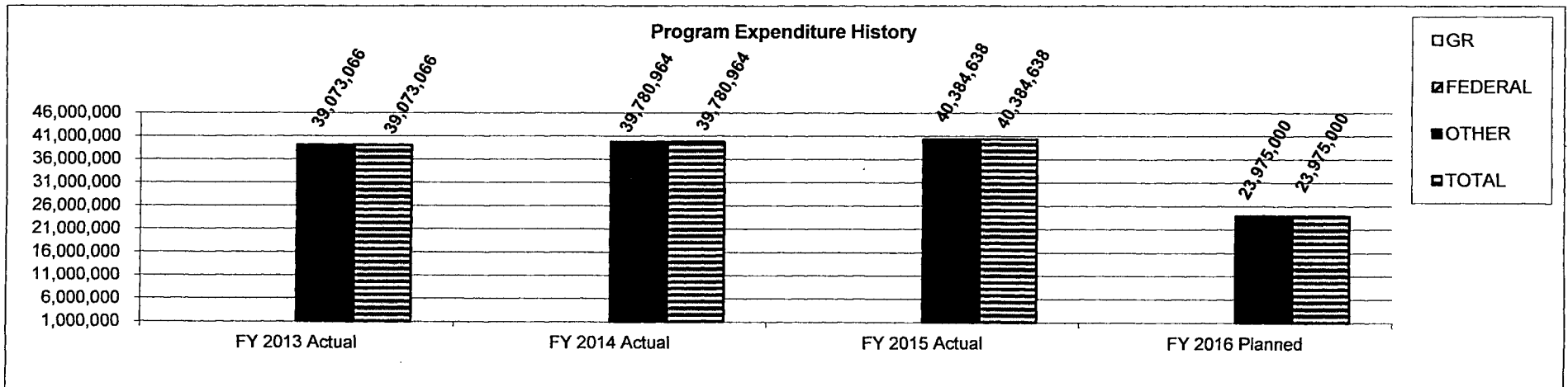
3. Are there federal matching requirements? If yes, please explain.

No

4. Is this a federally mandated program? If yes, please explain.

No

5. Provide actual expenditures for the prior three fiscal years and planned expenditures for the current fiscal year.



PROGRAM DESCRIPTION

Department: Office of the State Treasurer **HB Section(s): 12.150, 12.160**

Program Name: Abandoned Fund

Program is found in the following core budget(s): AF Advertising & Auction and AF Claims

6. What are the sources of the "Other " funds?

Abandoned Fund 0863

7a. Provide an effectiveness measure.

How many owner accounts were received and processed?

| Accounts Received & Processed | FY 2013 | | FY 2014 | | FY 2015 | | FY 2016 | FY 2017 | FY 2018 |
|-------------------------------------|---------|---------|---------|---------|---------|---------|---------|---------|---------|
| | Proj. | Actual | Proj. | Actual | Proj. | Actual | Proj. | Target | Target |
| | 656,184 | 651,248 | 670,785 | 668,676 | 675,362 | 670,951 | 677,660 | 684,437 | 691,281 |

7b. Provide an efficiency measure.

How many inquiries were made regarding abandoned funds?

| Unclaimed Property Inquiries | FY 2013 | | FY 2014 | | FY 2015 | | FY 2016 | FY 2017 | FY 2018 |
|------------------------------------|-----------|-----------|-----------|-----------|-----------|-----------|-----------|-----------|-----------|
| | Proj. | Actual | Proj. | Actual | Proj. | Actual | Proj. | Target | Target |
| | 1,796,419 | 1,355,173 | 1,422,931 | 1,243,867 | 1,281,183 | 1,056,708 | 1,162,378 | 1,191,437 | 1,221,223 |

7c. Provide the number of clients/individuals served, if applicable.

How many unclaimed property accounts were paid?

| Accounts Paid | FY 2013 | | FY 2014 | | FY 2015 | | FY 2016 | FY 2017 | FY 2018 |
|------------------|---------|---------|---------|---------|---------|---------|---------|---------|---------|
| | Proj. | Actual | Proj. | Actual | Proj. | Actual | Proj. | Target | Target |
| | 137,149 | 135,310 | 140,722 | 171,494 | 171,500 | 137,642 | 141,083 | 144,610 | 148,225 |

7d. Provide a customer satisfaction measure, if available.

How many average days to process a claim?

| Avg Days to Process a Claim | FY 2013 | | FY 2014 | | FY 2015 | | FY 2016 | FY 2017 | FY 2018 |
|-----------------------------------|---------|--------|---------|--------|---------|--------|---------|---------|---------|
| | Proj. | Actual | Proj. | Actual | Proj. | Actual | Proj. | Target | Target |
| | 20.00 | 18.51 | 20.00 | 24.46 | 24.00 | 20.76 | 20.00 | 19.50 | 19.00 |

Treasurer's Information Fund

FY17 Office of the Missouri State Treasurer

DECISION ITEM SUMMARY

| Budget Unit | | | | | | | | |
|-------------------------------------|--------------|-------------|----------------|-------------|----------------|-------------|----------------|-------------|
| Decision Item | FY 2015 | FY 2015 | FY 2016 | FY 2016 | FY 2017 | FY 2017 | FY 2017 | FY 2017 |
| Budget Object Summary | ACTUAL | ACTUAL | BUDGET | BUDGET | DEPT REQ | DEPT REQ | GOV REC | GOV REC |
| Fund | DOLLAR | FTE | DOLLAR | FTE | DOLLAR | FTE | DOLLAR | FTE |
| TREASURER'S INFORMATION FUND | | | | | | | | |
| CORE | | | | | | | | |
| EXPENSE & EQUIPMENT | | | | | | | | |
| TREASURER'S INFORMATION | 761 | 0.00 | 8,000 | 0.00 | 8,000 | 0.00 | 8,000 | 0.00 |
| TOTAL - EE | 761 | 0.00 | 8,000 | 0.00 | 8,000 | 0.00 | 8,000 | 0.00 |
| TOTAL | 761 | 0.00 | 8,000 | 0.00 | 8,000 | 0.00 | 8,000 | 0.00 |
| GRAND TOTAL | \$761 | 0.00 | \$8,000 | 0.00 | \$8,000 | 0.00 | \$8,000 | 0.00 |

CORE DECISION ITEM

| | | | |
|-------------------|-------------------------------|--------------------|--------|
| Department | Office of the State Treasurer | Budget Unit | 27250C |
| Division | Treasurer's Information Fund | HB Section | 12.15 |
| Core - | | | |

1. CORE FINANCIAL SUMMARY

| | FY 2017 Budget Request | | | |
|--------------|------------------------|-------------|--------------|--------------|
| | GR | Federal | Other | Total |
| PS | 0 | 0 | 0 | 0 |
| EE | 0 | 0 | 8,000 | 8,000 |
| PSD | 0 | 0 | 0 | 0 |
| TRF | 0 | 0 | 0 | 0 |
| Total | 0 | 0 | 8,000 | 8,000 |
| FTE | 0.00 | 0.00 | 0.00 | 0.00 |

| | FY 2017 Governor's Recommendation | | | |
|--------------|-----------------------------------|-------------|--------------|--------------|
| | GR | Federal | Other | Total |
| PS | 0 | 0 | 0 | 0 |
| EE | 0 | 0 | 8,000 | 8,000 |
| PSD | 0 | 0 | 0 | 0 |
| TRF | 0 | 0 | 0 | 0 |
| Total | 0 | 0 | 8,000 | 8,000 |
| FTE | 0.00 | 0.00 | 0.00 | 0.00 |

| | | | | |
|--------------------|---|---|---|---|
| Est. Fringe | 0 | 0 | 0 | 0 |
|--------------------|---|---|---|---|

Note: Fringes budgeted in House Bill 5 except for certain fringes budgeted directly to MoDOT, Highway Patrol, and Conservation.

| | | | | |
|--------------------|---|---|---|---|
| Est. Fringe | 0 | 0 | 0 | 0 |
|--------------------|---|---|---|---|

Note: Fringes budgeted in House Bill 5 except for certain fringes budgeted directly to MoDOT, Highway Patrol, and Conservation.

Other Funds: Treasurer's Information Fund (0255)

Other Funds: Treasurer's Information Fund (0255)

2. CORE DESCRIPTION

The State Treasurer's Office makes a significant investment in the form of staff time, printing and postage in preparing and disseminating information and educational materials on the programs we operate. This appropriation from the Treasurer's Information Fund covers some of these costs.

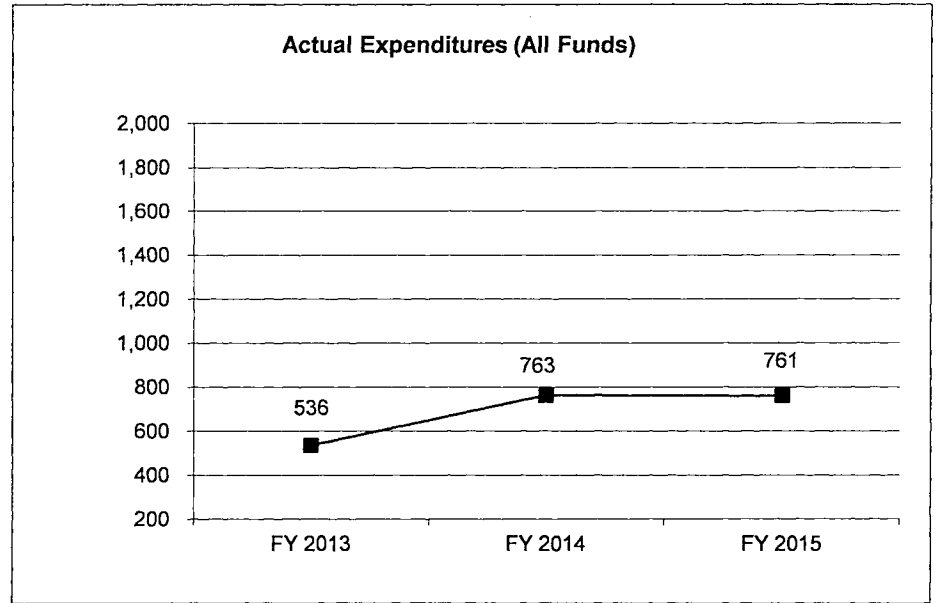
3. PROGRAM LISTING (list programs included in this core funding)

CORE DECISION ITEM

| | | | |
|-------------------|-------------------------------|--------------------|--------|
| Department | Office of the State Treasurer | Budget Unit | 27250C |
| Division | Treasurer's Information Fund | HB Section | 12.15 |
| Core - | | | |

4. FINANCIAL HISTORY

| | FY 2013 Actual | FY 2014 Actual | FY 2015 Actual | FY 2016 Current Yr. |
|---------------------------------|-------------------|-------------------|-------------------|------------------------|
| Appropriation (All Funds) | 8,000 | 8,000 | 8,000 | 8,000 |
| Less Reverted (All Funds) | 0 | 0 | 0 | 0 |
| Less Restricted (All Funds) | 0 | 0 | 0 | 0 |
| Budget Authority (All Funds) | 8,000 | 8,000 | 8,000 | 8,000 |
| Actual Expenditures (All Funds) | 536 | 763 | 761 | 0 |
| Unexpended (All Funds) | 7,464 | 7,237 | 7,239 | 8,000 |
| Unexpended, by Fund: | | | | |
| General Revenue | 0 | 0 | 0 | 0 |
| Federal | 0 | 0 | 0 | 0 |
| Other | 7,464 | 7,237 | 7,239 | 0 |



Reverted includes the statutory three-percent reserve amount (when applicable).

Restricted includes any Governor's Expenditure Restrictions which remained at the end of the fiscal year (when applicable).

NOTES:

CORE RECONCILIATION DETAIL

STATE
TREASURER'S INFORMATION FUND

5. CORE RECONCILIATION DETAIL

| | Budget Class | FTE | GR | Federal | Other | Total | Explanation |
|------------------------------------|---------------------|-------------|-----------|----------------|--------------|--------------|--------------------|
| TAFP AFTER VETOES | | | | | | | |
| | EE | 0.00 | 0 | 0 | 8,000 | 8,000 | |
| | Total | 0.00 | 0 | 0 | 8,000 | 8,000 | |
| DEPARTMENT CORE REQUEST | | | | | | | |
| | EE | 0.00 | 0 | 0 | 8,000 | 8,000 | |
| | Total | 0.00 | 0 | 0 | 8,000 | 8,000 | |
| GOVERNOR'S RECOMMENDED CORE | | | | | | | |
| | EE | 0.00 | 0 | 0 | 8,000 | 8,000 | |
| | Total | 0.00 | 0 | 0 | 8,000 | 8,000 | |

FY17 Office of the Missouri State Treasurer

DECISION ITEM DETAIL

| Budget Unit | FY 2015 | FY 2015 | FY 2016 | FY 2016 | FY 2017 | FY 2017 | FY 2017 | FY 2017 |
|-------------------------------------|--------------|-------------|----------------|-------------|----------------|-------------|----------------|-------------|
| Decision Item | ACTUAL | ACTUAL | BUDGET | BUDGET | DEPT REQ | DEPT REQ | GOV REC | GOV REC |
| Budget Object Class | DOLLAR | FTE | DOLLAR | FTE | DOLLAR | FTE | DOLLAR | FTE |
| TREASURER'S INFORMATION FUND | | | | | | | | |
| CORE | | | | | | | | |
| TRAVEL, IN-STATE | 97 | 0.00 | 1,897 | 0.00 | 1,897 | 0.00 | 1,897 | 0.00 |
| SUPPLIES | 214 | 0.00 | 2,400 | 0.00 | 2,400 | 0.00 | 2,400 | 0.00 |
| COMMUNICATION SERV & SUPP | 0 | 0.00 | 50 | 0.00 | 50 | 0.00 | 50 | 0.00 |
| PROFESSIONAL SERVICES | 450 | 0.00 | 1,603 | 0.00 | 1,603 | 0.00 | 1,603 | 0.00 |
| BUILDING LEASE PAYMENTS | 0 | 0.00 | 2,000 | 0.00 | 2,000 | 0.00 | 2,000 | 0.00 |
| MISCELLANEOUS EXPENSES | 0 | 0.00 | 50 | 0.00 | 50 | 0.00 | 50 | 0.00 |
| TOTAL - EE | 761 | 0.00 | 8,000 | 0.00 | 8,000 | 0.00 | 8,000 | 0.00 |
| GRAND TOTAL | \$761 | 0.00 | \$8,000 | 0.00 | \$8,000 | 0.00 | \$8,000 | 0.00 |
| GENERAL REVENUE | \$0 | 0.00 | \$0 | 0.00 | \$0 | 0.00 | \$0 | 0.00 |
| FEDERAL FUNDS | \$0 | 0.00 | \$0 | 0.00 | \$0 | 0.00 | \$0 | 0.00 |
| OTHER FUNDS | \$761 | 0.00 | \$8,000 | 0.00 | \$8,000 | 0.00 | \$8,000 | 0.00 |

Duplicate/Outlawed Checks

FY17 Office of the Missouri State Treasurer

DECISION ITEM SUMMARY

| Budget Unit | | | | | | | | |
|----------------------------------|--------------------|-------------|--------------------|-------------|--------------------|-------------|--------------------|-------------|
| Decision Item | FY 2015 | FY 2015 | FY 2016 | FY 2016 | FY 2017 | FY 2017 | FY 2017 | FY 2017 |
| Budget Object Summary | ACTUAL | ACTUAL | BUDGET | BUDGET | DEPT REQ | DEPT REQ | GOV REC | GOV REC |
| Fund | DOLLAR | FTE | DOLLAR | FTE | DOLLAR | FTE | DOLLAR | FTE |
| DUPLICATE/OUTLAWED CHECKS | | | | | | | | |
| CORE | | | | | | | | |
| PROGRAM-SPECIFIC | | | | | | | | |
| GENERAL REVENUE | 1,900,873 | 0.00 | 1,000,000 | 0.00 | 1,000,000 | 0.00 | 1,000,000 | 0.00 |
| TOTAL - PD | 1,900,873 | 0.00 | 1,000,000 | 0.00 | 1,000,000 | 0.00 | 1,000,000 | 0.00 |
| TOTAL | 1,900,873 | 0.00 | 1,000,000 | 0.00 | 1,000,000 | 0.00 | 1,000,000 | 0.00 |
| GRAND TOTAL | \$1,900,873 | 0.00 | \$1,000,000 | 0.00 | \$1,000,000 | 0.00 | \$1,000,000 | 0.00 |

CORE DECISION ITEM

| | | | |
|-------------------|-------------------------------|--------------------|--------|
| Department | Office of the State Treasurer | Budget Unit | 27310C |
| Division | Duplicate/Outlawed Checks | HB Section | 12.155 |
| Core - | | | |

1. CORE FINANCIAL SUMMARY

| | FY 2017 Budget Request | | | |
|--------------|------------------------|-------------|-------------|--------------------|
| | GR | Federal | Other | Total |
| PS | 0 | 0 | 0 | 0 |
| EE | 0 | 0 | 0 | 0 |
| PSD | 1,000,000 | 0 | 0 | 1,000,000 E |
| TRF | 0 | 0 | 0 | 0 |
| Total | 1,000,000 | 0 | 0 | 1,000,000 E |
| FTE | 0.00 | 0.00 | 0.00 | 0.00 |

| | FY 2017 Governor's Recommendation | | | |
|--------------|-----------------------------------|-------------|-------------|--------------------|
| | GR | Federal | Other | Total |
| PS | 0 | 0 | 0 | 0 |
| EE | 0 | 0 | 0 | 0 |
| PSD | 1,000,000 | 0 | 0 | 1,000,000 E |
| TRF | 0 | 0 | 0 | 0 |
| Total | 1,000,000 | 0 | 0 | 1,000,000 E |
| FTE | 0.00 | 0.00 | 0.00 | 0.00 |

| | | | | |
|--------------------|---|---|---|---|
| Est. Fringe | 0 | 0 | 0 | 0 |
|--------------------|---|---|---|---|

Note: Fringes budgeted in House Bill 5 except for certain fringes budgeted directly to MoDOT, Highway Patrol, and Conservation.

| | | | | |
|--------------------|---|---|---|---|
| Est. Fringe | 0 | 0 | 0 | 0 |
|--------------------|---|---|---|---|

Note: Fringes budgeted in House Bill 5 except for certain fringes budgeted directly to MoDOT, Highway Patrol, and Conservation.

Other Funds:
An "E" is requested for the \$1,000,000 GR Funds

Other Funds:
An "E" is requested for the \$1,000,000 GR Funds

2. CORE DESCRIPTION

State checks are valid for twelve months from date of issuance. The State Treasurer's Office (STO) will replace stale dated, lost or destroyed checks if a notarized statement or the check is presented.

Due to the uncertainty of the number and dollar amount of outlawed or duplicate check requests that may be presented in any given year, the STO is requesting an open-ended appropriation for issuing duplicate and outlawed checks.

3. PROGRAM LISTING (list programs included in this core funding)

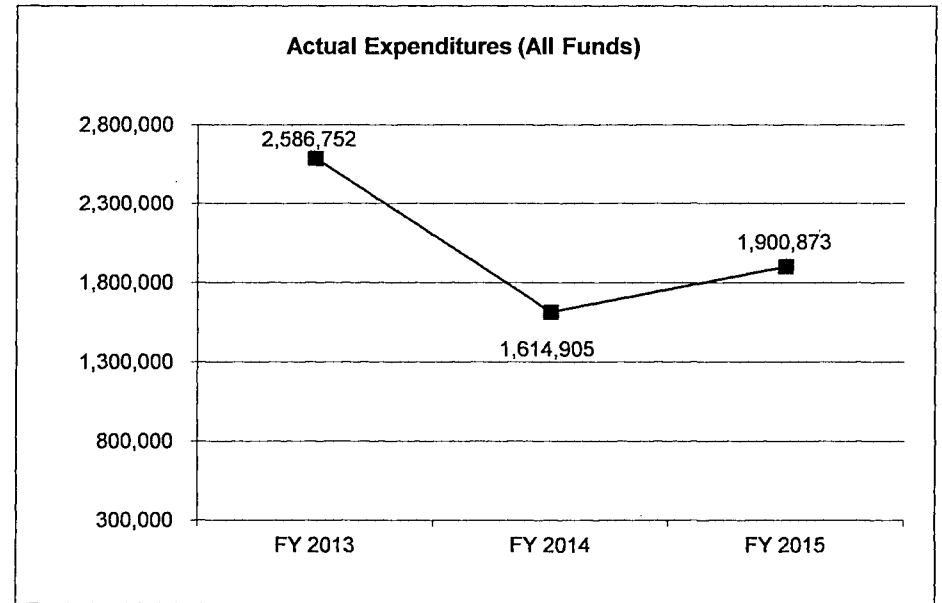
Office of the Missouri State Treasurer's Core

CORE DECISION ITEM

| | | | |
|-------------------|-------------------------------|--------------------|--------|
| Department | Office of the State Treasurer | Budget Unit | 27310C |
| Division | Duplicate/Outlawed Checks | HB Section | 12.155 |
| Core - | | | |

4. FINANCIAL HISTORY

| | FY 2013 Actual | FY 2014 Actual | FY 2015 Actual | FY 2016 Current Yr. |
|---------------------------------|---------------------------|---------------------------|---------------------------|--------------------------------|
| Appropriation (All Funds) | 1,000,000 | 1,000,000 | 1,000,000 | 1,000,000 |
| Less Reverted (All Funds) | 0 | 0 | 0 | 0 |
| Less Restricted (All Funds) | 0 | 0 | 0 | 0 |
| Budget Authority (All Funds) | 1,000,000 | 1,000,000 | 1,000,000 | 1,000,000 |
| Actual Expenditures (All Funds) | 2,586,752 | 1,614,905 | 1,900,873 | 0 |
| Unexpended (All Funds) | (1,586,752) | (614,905) | (900,873) | 1,000,000 |
| Unexpended, by Fund: | | | | |
| General Revenue | (1,586,752) | (614,905) | (900,873) | 0 |
| Federal | 0 | 0 | 0 | 0 |
| Other | 0 | 0 | 0 | 0 |



Reverted includes the statutory three-percent reserve amount (when applicable).

Restricted includes any Governor's Expenditure Restrictions which remained at the end of the fiscal year (when applicable).

NOTES:

CORE RECONCILIATION DETAIL

STATE
 DUPLICATE/OUTLAWED CHECKS

5. CORE RECONCILIATION DETAIL

| | Budget Class | FTE | GR | Federal | Other | Total | Explanation |
|------------------------------------|---------------------|-------------|------------------|----------------|--------------|------------------|--------------------|
| TAFP AFTER VETOES | | | | | | | |
| | PD | 0.00 | 1,000,000 | 0 | 0 | 1,000,000 | |
| | Total | 0.00 | 1,000,000 | 0 | 0 | 1,000,000 | |
| DEPARTMENT CORE REQUEST | | | | | | | |
| | PD | 0.00 | 1,000,000 | 0 | 0 | 1,000,000 | |
| | Total | 0.00 | 1,000,000 | 0 | 0 | 1,000,000 | |
| GOVERNOR'S RECOMMENDED CORE | | | | | | | |
| | PD | 0.00 | 1,000,000 | 0 | 0 | 1,000,000 | |
| | Total | 0.00 | 1,000,000 | 0 | 0 | 1,000,000 | |

FY17 Office of the Missouri State Treasurer

DECISION ITEM DETAIL

| Budget Unit | FY 2015 | FY 2015 | FY 2016 | FY 2016 | FY 2017 | FY 2017 | FY 2017 | FY 2017 |
|----------------------------------|--------------------|-------------|--------------------|-------------|--------------------|-------------|--------------------|-------------|
| Decision Item | ACTUAL | ACTUAL | BUDGET | BUDGET | DEPT REQ | DEPT REQ | GOV REC | GOV REC |
| Budget Object Class | DOLLAR | FTE | DOLLAR | FTE | DOLLAR | FTE | DOLLAR | FTE |
| DUPLICATE/OUTLAWED CHECKS | | | | | | | | |
| CORE | | | | | | | | |
| PROGRAM DISTRIBUTIONS | 1,900,873 | 0.00 | 1,000,000 | 0.00 | 1,000,000 | 0.00 | 1,000,000 | 0.00 |
| TOTAL - PD | 1,900,873 | 0.00 | 1,000,000 | 0.00 | 1,000,000 | 0.00 | 1,000,000 | 0.00 |
| GRAND TOTAL | \$1,900,873 | 0.00 | \$1,000,000 | 0.00 | \$1,000,000 | 0.00 | \$1,000,000 | 0.00 |
| GENERAL REVENUE | \$1,900,873 | 0.00 | \$1,000,000 | 0.00 | \$1,000,000 | 0.00 | \$1,000,000 | 0.00 |
| FEDERAL FUNDS | \$0 | 0.00 | \$0 | 0.00 | \$0 | 0.00 | \$0 | 0.00 |
| OTHER FUNDS | \$0 | 0.00 | \$0 | 0.00 | \$0 | 0.00 | \$0 | 0.00 |

Abandoned Fund Claims

FY17 Office of the Missouri State Treasurer

DECISION ITEM SUMMARY

| Budget Unit | FY 2015 | FY 2015 | FY 2016 | FY 2016 | FY 2017 | FY 2017 | FY 2017 | FY 2017 |
|------------------------|---------------------|-------------|---------------------|-------------|---------------------|-------------|---------------------|-------------|
| Decision Item | ACTUAL | ACTUAL | BUDGET | BUDGET | DEPT REQ | DEPT REQ | GOV REC | GOV REC |
| Budget Object Summary | DOLLAR | FTE | DOLLAR | FTE | DOLLAR | FTE | DOLLAR | FTE |
| Fund | | | | | | | | |
| AF - CLAIMS | | | | | | | | |
| CORE | | | | | | | | |
| PROGRAM-SPECIFIC | | | | | | | | |
| ABANDONED FUND ACCOUNT | 39,309,427 | 0.00 | 22,500,000 | 0.00 | 22,500,000 | 0.00 | 22,500,000 | 0.00 |
| TOTAL - PD | 39,309,427 | 0.00 | 22,500,000 | 0.00 | 22,500,000 | 0.00 | 22,500,000 | 0.00 |
| TOTAL | 39,309,427 | 0.00 | 22,500,000 | 0.00 | 22,500,000 | 0.00 | 22,500,000 | 0.00 |
| GRAND TOTAL | \$39,309,427 | 0.00 | \$22,500,000 | 0.00 | \$22,500,000 | 0.00 | \$22,500,000 | 0.00 |

CORE DECISION ITEM

| | | | |
|-------------------|-------------------------------|--------------------|--------|
| Department | Office of the State Treasurer | Budget Unit | 27410C |
| Division | Abandoned Fund Claims | HB Section | 12.16 |
| Core - | | | |

1. CORE FINANCIAL SUMMARY

| | FY 2017 Budget Request | | | | |
|--------------|------------------------|----------|-------------------|-------------------|----------|
| | GR | Federal | Other | Total | |
| PS | 0 | 0 | 0 | 0 | |
| EE | 0 | 0 | 0 | 0 | |
| PSD | 0 | 0 | 22,500,000 | 22,500,000 | E |
| TRF | 0 | 0 | 0 | 0 | |
| Total | 0 | 0 | 22,500,000 | 22,500,000 | E |

FTE 0.00 0.00 0.00 0.00

| | | | | |
|--------------------|---|---|---|---|
| Est. Fringe | 0 | 0 | 0 | 0 |
|--------------------|---|---|---|---|

Note: Fringes budgeted in House Bill 5 except for certain fringes budgeted directly to MoDOT, Highway Patrol, and Conservation.

Other Funds: Abandoned Fund (0863)
An "E" is requested for the \$22,500,000 Other Funds

| | FY 2017 Governor's Recommendation | | | | |
|--------------|-----------------------------------|----------|-------------------|-------------------|----------|
| | GR | Federal | Other | Total | |
| PS | 0 | 0 | 0 | 0 | |
| EE | 0 | 0 | 0 | 0 | |
| PSD | 0 | 0 | 22,500,000 | 22,500,000 | E |
| TRF | 0 | 0 | 0 | 0 | |
| Total | 0 | 0 | 22,500,000 | 22,500,000 | E |

FTE 0.00 0.00 0.00 0.00

| | | | | |
|--------------------|---|---|---|---|
| Est. Fringe | 0 | 0 | 0 | 0 |
|--------------------|---|---|---|---|

Note: Fringes budgeted in House Bill 5 except for certain fringes budgeted directly to MoDOT, Highway Patrol, and Conservation.

Other Funds: Abandoned Fund (0863)
An "E" is requested for the \$22,500,000 Other Funds

2. CORE DESCRIPTION

The Office of the Missouri State Treasurer (STO) is obligated to issue a check to the rightful owner of unclaimed property in accordance with Missouri Statutes.

Due to the difficulty in estimating claims for any given fiscal year, and to prevent any delay in processing payments of claims to the rightful owners, the STO is requesting an open-ended appropriation specifically for payment of claims.

3. PROGRAM LISTING (list programs included in this core funding)

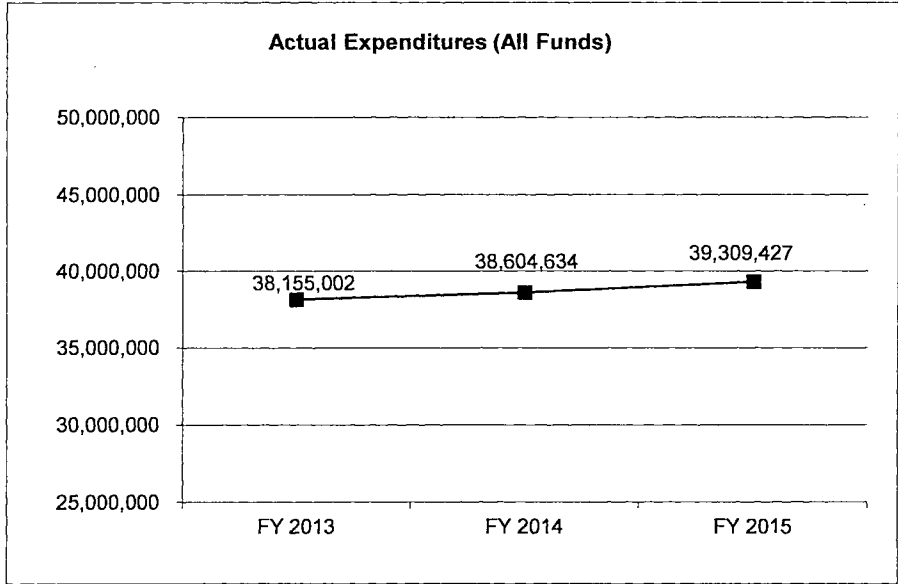
Abandoned Fund

CORE DECISION ITEM

| | | | |
|-------------------|-------------------------------|--------------------|--------|
| Department | Office of the State Treasurer | Budget Unit | 27410C |
| Division | Abandoned Fund Claims | HB Section | 12.16 |
| Core - | | | |

4. FINANCIAL HISTORY

| | FY 2013 Actual | FY 2014 Actual | FY 2015 Actual | FY 2016 Current Yr. |
|---------------------------------|-------------------|-------------------|-------------------|------------------------|
| Appropriation (All Funds) | 22,500,000 | 22,500,000 | 22,500,000 | 22,500,000 |
| Less Reverted (All Funds) | 0 | 0 | 0 | 0 |
| Less Restricted (All Funds) | 0 | 0 | 0 | 0 |
| Budget Authority (All Funds) | 22,500,000 | 22,500,000 | 22,500,000 | 22,500,000 |
| Actual Expenditures (All Funds) | 38,155,002 | 38,604,634 | 39,309,427 | 0 |
| Unexpended (All Funds) | (15,655,002) | (16,104,634) | (16,809,427) | 22,500,000 |
| Unexpended, by Fund: | | | | |
| General Revenue | 0 | 0 | 0 | 0 |
| Federal | 0 | 0 | 0 | 0 |
| Other | (15,655,002) | (16,104,634) | (16,809,427) | 0 |



Reverted includes the statutory three-percent reserve amount (when applicable).

Restricted includes any Governor's Expenditure Restrictions which remained at the end of the fiscal year (when applicable).

NOTES:

CORE RECONCILIATION DETAIL

STATE
AF - CLAIMS

5. CORE RECONCILIATION DETAIL

| | Budget Class | FTE | GR | Federal | Other | Total | Explanation |
|------------------------------------|-------------------------|-------------|-----------|----------------|-------------------|-------------------|--------------------|
| TAFP AFTER VETOES | | | | | | | |
| | PD | 0.00 | 0 | 0 | 22,500,000 | 22,500,000 | |
| | Total | 0.00 | 0 | 0 | 22,500,000 | 22,500,000 | |
| DEPARTMENT CORE REQUEST | | | | | | | |
| | PD | 0.00 | 0 | 0 | 22,500,000 | 22,500,000 | |
| | Total | 0.00 | 0 | 0 | 22,500,000 | 22,500,000 | |
| GOVERNOR'S RECOMMENDED CORE | | | | | | | |
| | PD | 0.00 | 0 | 0 | 22,500,000 | 22,500,000 | |
| | Total | 0.00 | 0 | 0 | 22,500,000 | 22,500,000 | |

FY17 Office of the Missouri State Treasurer

DECISION ITEM DETAIL

| Budget Unit | FY 2015 | FY 2015 | FY 2016 | FY 2016 | FY 2017 | FY 2017 | FY 2017 | FY 2017 |
|-----------------------|--------------|---------|--------------|---------|--------------|----------|--------------|---------|
| Decision Item | ACTUAL | ACTUAL | BUDGET | BUDGET | DEPT REQ | DEPT REQ | GOV REC | GOV REC |
| Budget Object Class | DOLLAR | FTE | DOLLAR | FTE | DOLLAR | FTE | DOLLAR | FTE |
| AF - CLAIMS | | | | | | | | |
| CORE | | | | | | | | |
| PROGRAM DISTRIBUTIONS | 39,309,427 | 0.00 | 22,500,000 | 0.00 | 22,500,000 | 0.00 | 22,500,000 | 0.00 |
| TOTAL - PD | 39,309,427 | 0.00 | 22,500,000 | 0.00 | 22,500,000 | 0.00 | 22,500,000 | 0.00 |
| GRAND TOTAL | \$39,309,427 | 0.00 | \$22,500,000 | 0.00 | \$22,500,000 | 0.00 | \$22,500,000 | 0.00 |
| GENERAL REVENUE | \$0 | 0.00 | \$0 | 0.00 | \$0 | 0.00 | \$0 | 0.00 |
| FEDERAL FUNDS | \$0 | 0.00 | \$0 | 0.00 | \$0 | 0.00 | \$0 | 0.00 |
| OTHER FUNDS | \$39,309,427 | 0.00 | \$22,500,000 | 0.00 | \$22,500,000 | 0.00 | \$22,500,000 | 0.00 |

Abandoned Fund Transfer

FY17 Office of the Missouri State Treasurer

DECISION ITEM SUMMARY

| Budget Unit | FY 2015 | FY 2015 | FY 2016 | FY 2016 | FY 2017 | FY 2017 | FY 2017 | FY 2017 |
|-----------------------|--------------------|-------------|------------|-------------|------------|-------------|------------|-------------|
| Decision Item | ACTUAL | ACTUAL | BUDGET | BUDGET | DEPT REQ | DEPT REQ | GOV REC | GOV REC |
| Budget Object Summary | DOLLAR | FTE | DOLLAR | FTE | DOLLAR | FTE | DOLLAR | FTE |
| Fund | DOLLAR | FTE | DOLLAR | FTE | DOLLAR | FTE | DOLLAR | FTE |
| AF-TRANSFER | | | | | | | | |
| CORE | | | | | | | | |
| FUND TRANSFERS | | | | | | | | |
| GENERAL REVENUE | 1,354,608 | 0.00 | 1 | 0.00 | 1 | 0.00 | 1 | 0.00 |
| TOTAL - TRF | 1,354,608 | 0.00 | 1 | 0.00 | 1 | 0.00 | 1 | 0.00 |
| TOTAL | 1,354,608 | 0.00 | 1 | 0.00 | 1 | 0.00 | 1 | 0.00 |
| GRAND TOTAL | \$1,354,608 | 0.00 | \$1 | 0.00 | \$1 | 0.00 | \$1 | 0.00 |

CORE DECISION ITEM

| | | | |
|-------------------|-------------------------------|--------------------|--------|
| Department | Office of the State Treasurer | Budget Unit | 27415C |
| Division | Abandoned Fund Transfer | HB Section | 12.165 |
| Core - | | | |

1. CORE FINANCIAL SUMMARY

| | FY 2017 Budget Request | | | |
|--------------|------------------------|-------------|-------------|-------------|
| | GR | Federal | Other | Total |
| PS | 0 | 0 | 0 | 0 |
| EE | 0 | 0 | 0 | 0 |
| PSD | 0 | 0 | 0 | 0 |
| TRF | 1 | 0 | 0 | 1 E |
| Total | 1 | 0 | 0 | 1 E |
| FTE | 0.00 | 0.00 | 0.00 | 0.00 |

| | FY 2017 Governor's Recommendation | | | |
|--------------|-----------------------------------|-------------|-------------|-------------|
| | GR | Federal | Other | Total |
| PS | 0 | 0 | 0 | 0 |
| EE | 0 | 0 | 0 | 0 |
| PSD | 0 | 0 | 0 | 0 |
| TRF | 1 | 0 | 0 | 1 E |
| Total | 1 | 0 | 0 | 1 E |
| FTE | 0.00 | 0.00 | 0.00 | 0.00 |

| | | | | |
|--------------------|---|---|---|---|
| Est. Fringe | 0 | 0 | 0 | 0 |
|--------------------|---|---|---|---|

Note: Fringes budgeted in House Bill 5 except for certain fringes budgeted directly to MoDOT, Highway Patrol, and Conservation.

| | | | | |
|--------------------|---|---|---|---|
| Est. Fringe | 0 | 0 | 0 | 0 |
|--------------------|---|---|---|---|

Note: Fringes budgeted in House Bill 5 except for certain fringes budgeted directly to MoDOT, Highway Patrol, and Conservation.

Other Funds:
An "E" is requested for the \$1 General Revenue Fund

Other Funds:
An "E" is requested for the \$1 General Revenue Fund

2. CORE DESCRIPTION

The Office of the Missouri State Treasurer is obligated to issue a check to the rightful owner of unclaimed property in accordance with Missouri Statutes. The \$1 E appropriation from General Revenue is for the purpose of transferring back excess balances from General Revenue, in the event that an Abandoned Fund cash balance is insufficient to meet existing distribution obligations. This appropriation may also be used for the transfer of outstanding warrants to the Abandoned Fund.

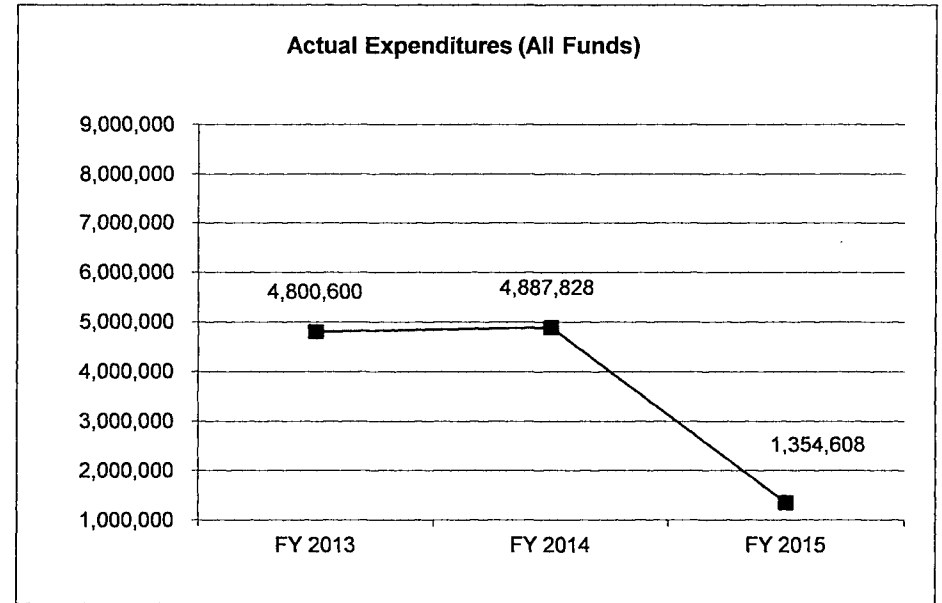
3. PROGRAM LISTING (list programs included in this core funding)

CORE DECISION ITEM

| | | | |
|-------------------|-------------------------------|--------------------|--------|
| Department | Office of the State Treasurer | Budget Unit | 27415C |
| Division | Abandoned Fund Transfer | HB Section | 12.165 |
| Core - | | | |

4. FINANCIAL HISTORY

| | FY 2013 Actual | FY 2014 Actual | FY 2015 Actual | FY 2016 Current Yr. |
|---------------------------------|--------------------|--------------------|--------------------|------------------------|
| Appropriation (All Funds) | 1 | 1 | 1 | 1 |
| Less Reverted (All Funds) | 0 | 0 | 0 | 0 |
| Less Restricted (All Funds) | 0 | 0 | 0 | 0 |
| Budget Authority (All Funds) | 1 | 1 | 1 | 1 |
| Actual Expenditures (All Funds) | 4,800,600 | 4,887,828 | 1,354,608 | 0 |
| Unexpended (All Funds) | <u>(4,800,599)</u> | <u>(4,887,827)</u> | <u>(1,354,607)</u> | <u>1</u> |
| Unexpended, by Fund: | | | | |
| General Revenue | (4,800,599) | (4,887,827) | (1,354,607) | 0 |
| Federal | 0 | 0 | 0 | 0 |
| Other | 0 | 0 | 0 | 0 |



Reverted includes the statutory three-percent reserve amount (when applicable).

Restricted includes any Governor's Expenditure Restrictions which remained at the end of the fiscal year (when applicable).

NOTES:

CORE RECONCILIATION DETAIL

STATE
AF-TRANSFER

5. CORE RECONCILIATION DETAIL

| | Budget Class | FTE | GR | Federal | Other | Total | Explanation |
|------------------------------------|--------------|-------------|----------|----------|----------|----------|-------------|
| TAFP AFTER VETOES | | | | | | | |
| | TRF | 0.00 | 1 | 0 | 0 | 1 | |
| | Total | 0.00 | 1 | 0 | 0 | 1 | |
| DEPARTMENT CORE REQUEST | | | | | | | |
| | TRF | 0.00 | 1 | 0 | 0 | 1 | |
| | Total | 0.00 | 1 | 0 | 0 | 1 | |
| GOVERNOR'S RECOMMENDED CORE | | | | | | | |
| | TRF | 0.00 | 1 | 0 | 0 | 1 | |
| | Total | 0.00 | 1 | 0 | 0 | 1 | |

FY17 Office of the Missouri State Treasurer

DECISION ITEM DETAIL

| Budget Unit | FY 2015 | FY 2015 | FY 2016 | FY 2016 | FY 2017 | FY 2017 | FY 2017 | FY 2017 |
|---------------------|--------------------|-------------|------------|-------------|------------|-------------|------------|-------------|
| Decision Item | ACTUAL | ACTUAL | BUDGET | BUDGET | DEPT REQ | DEPT REQ | GOV REC | GOV REC |
| Budget Object Class | DOLLAR | FTE | DOLLAR | FTE | DOLLAR | FTE | DOLLAR | FTE |
| AF-TRANSFER | | | | | | | | |
| CORE | | | | | | | | |
| TRANSFERS OUT | 1,354,608 | 0.00 | 1 | 0.00 | 1 | 0.00 | 1 | 0.00 |
| TOTAL - TRF | 1,354,608 | 0.00 | 1 | 0.00 | 1 | 0.00 | 1 | 0.00 |
| GRAND TOTAL | \$1,354,608 | 0.00 | \$1 | 0.00 | \$1 | 0.00 | \$1 | 0.00 |
| GENERAL REVENUE | \$1,354,608 | 0.00 | \$1 | 0.00 | \$1 | 0.00 | \$1 | 0.00 |
| FEDERAL FUNDS | \$0 | 0.00 | \$0 | 0.00 | \$0 | 0.00 | \$0 | 0.00 |
| OTHER FUNDS | \$0 | 0.00 | \$0 | 0.00 | \$0 | 0.00 | \$0 | 0.00 |

Abandoned Fund to General Revenue Transfer

FY17 Office of the Missouri State Treasurer

DECISION ITEM SUMMARY

| Budget Unit | | | | | | | | |
|--------------------------|---------------------|-------------|---------------------|-------------|---------------------|-------------|---------------------|-------------|
| Decision Item | FY 2015 | FY 2015 | FY 2016 | FY 2016 | FY 2017 | FY 2017 | FY 2017 | FY 2017 |
| Budget Object Summary | ACTUAL | ACTUAL | BUDGET | BUDGET | DEPT REQ | DEPT REQ | GOV REC | GOV REC |
| Fund | DOLLAR | FTE | DOLLAR | FTE | DOLLAR | FTE | DOLLAR | FTE |
| AF TO GR TRANSFER | | | | | | | | |
| CORE | | | | | | | | |
| FUND TRANSFERS | | | | | | | | |
| ABANDONED FUND ACCOUNT | 44,175,308 | 0.00 | 50,000,000 | 0.00 | 50,000,000 | 0.00 | 50,000,000 | 0.00 |
| TOTAL - TRF | 44,175,308 | 0.00 | 50,000,000 | 0.00 | 50,000,000 | 0.00 | 50,000,000 | 0.00 |
| TOTAL | 44,175,308 | 0.00 | 50,000,000 | 0.00 | 50,000,000 | 0.00 | 50,000,000 | 0.00 |
| GRAND TOTAL | \$44,175,308 | 0.00 | \$50,000,000 | 0.00 | \$50,000,000 | 0.00 | \$50,000,000 | 0.00 |

CORE DECISION ITEM

| | | | |
|-------------------|--|--------------------|--------|
| Department | Office of the State Treasurer | Budget Unit | 27420C |
| Division | Abandoned Fund to General Revenue Transfer | HB Section | 12.17 |
| Core - | | | |

1. CORE FINANCIAL SUMMARY

| | FY 2017 Budget Request | | | |
|--------------|------------------------|-------------|-------------------|---------------------|
| | GR | Federal | Other | Total |
| PS | 0 | 0 | 0 | 0 |
| EE | 0 | 0 | 0 | 0 |
| PSD | 0 | 0 | 0 | 0 |
| TRF | 0 | 0 | 50,000,000 | 50,000,000 E |
| Total | 0 | 0 | 50,000,000 | 50,000,000 E |
| FTE | 0.00 | 0.00 | 0.00 | 0.00 |

| | FY 2017 Governor's Recommendation | | | |
|--------------|-----------------------------------|-------------|-------------------|---------------------|
| | GR | Federal | Other | Total |
| PS | 0 | 0 | 0 | 0 |
| EE | 0 | 0 | 0 | 0 |
| PSD | 0 | 0 | 0 | 0 |
| TRF | 0 | 0 | 50,000,000 | 50,000,000 E |
| Total | 0 | 0 | 50,000,000 | 50,000,000 E |
| FTE | 0.00 | 0.00 | 0.00 | 0.00 |

| | | | | |
|--------------------|---|---|---|---|
| Est. Fringe | 0 | 0 | 0 | 0 |
|--------------------|---|---|---|---|

Note: Fringes budgeted in House Bill 5 except for certain fringes budgeted directly to MoDOT, Highway Patrol, and Conservation.

| | | | | |
|--------------------|---|---|---|---|
| Est. Fringe | 0 | 0 | 0 | 0 |
|--------------------|---|---|---|---|

Note: Fringes budgeted in House Bill 5 except for certain fringes budgeted directly to MoDOT, Highway Patrol, and Conservation.

Other Funds: Abandoned Fund to GR Transfer (0863)
An "E" is requested for the \$50,000,000 Other Funds

Other Funds: Abandoned Fund to GR Transfer (0863)
An "E" is requested for the \$50,000,000 Other Funds

2. CORE DESCRIPTION

The Office of the Missouri State Treasurer is obligated to issue a check to the rightful owner of unclaimed property in accordance with Missouri Statutes. The purpose of the appropriation is to transfer excess balances from Abandoned Fund to General Revenue. Pursuant to § 447.543 of the Revised Statutes of Missouri.

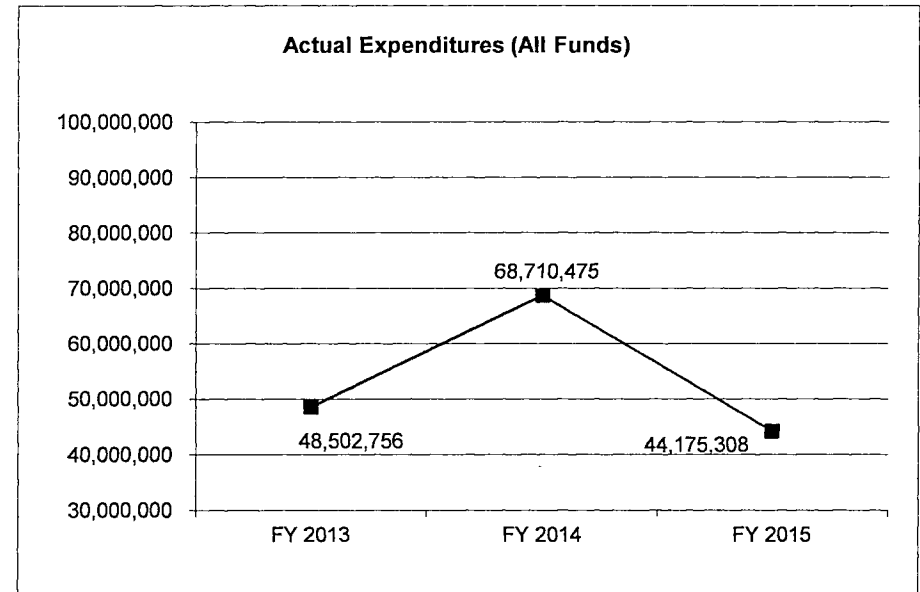
3. PROGRAM LISTING (list programs included in this core funding)

CORE DECISION ITEM

| | | | |
|-------------------|--|--------------------|--------|
| Department | Office of the State Treasurer | Budget Unit | 27420C |
| Division | Abandoned Fund to General Revenue Transfer | HB Section | 12.17 |
| Core - | | | |

4. FINANCIAL HISTORY

| | FY 2013 Actual | FY 2014 Actual | FY 2015 Actual | FY 2016 Current Yr. |
|---------------------------------|-------------------|-------------------|-------------------|------------------------|
| Appropriation (All Funds) | 30,000,000 | 50,000,000 | 50,000,000 | 50,000,000 |
| Less Reverted (All Funds) | 0 | 0 | 0 | 0 |
| Less Restricted (All Funds) | 0 | 0 | 0 | 0 |
| Budget Authority (All Funds) | 30,000,000 | 50,000,000 | 50,000,000 | 50,000,000 |
| Actual Expenditures (All Funds) | 48,502,756 | 68,710,475 | 44,175,308 | 0 |
| Unexpended (All Funds) | (18,502,756) | (18,710,475) | 5,824,692 | 50,000,000 |
| Unexpended, by Fund: | | | | |
| General Revenue | 0 | 0 | 0 | 0 |
| Federal | 0 | 0 | 0 | 0 |
| Other | (18,502,756) | (18,710,475) | 5,824,692 | 0 |



Reverted includes the statutory three-percent reserve amount (when applicable).

Restricted includes any Governor's Expenditure Restrictions which remained at the end of the fiscal year (when applicable).

NOTES:

CORE RECONCILIATION DETAIL

STATE
AF TO GR TRANSFER

5. CORE RECONCILIATION DETAIL

| | Budget Class | FTE | GR | Federal | Other | Total | Explanation |
|------------------------------------|---------------------|-------------|-----------|----------------|-------------------|-------------------|--------------------|
| TAFP AFTER VETOES | | | | | | | |
| | TRF | 0.00 | 0 | 0 | 50,000,000 | 50,000,000 | |
| | Total | 0.00 | 0 | 0 | 50,000,000 | 50,000,000 | |
| DEPARTMENT CORE REQUEST | | | | | | | |
| | TRF | 0.00 | 0 | 0 | 50,000,000 | 50,000,000 | |
| | Total | 0.00 | 0 | 0 | 50,000,000 | 50,000,000 | |
| GOVERNOR'S RECOMMENDED CORE | | | | | | | |
| | TRF | 0.00 | 0 | 0 | 50,000,000 | 50,000,000 | |
| | Total | 0.00 | 0 | 0 | 50,000,000 | 50,000,000 | |

FY17 Office of the Missouri State Treasurer

DECISION ITEM DETAIL

| Budget Unit | FY 2015 | FY 2015 | FY 2016 | FY 2016 | FY 2017 | FY 2017 | FY 2017 | FY 2017 |
|---------------------|--------------|---------|--------------|---------|--------------|----------|--------------|---------|
| Decision Item | ACTUAL | ACTUAL | BUDGET | BUDGET | DEPT REQ | DEPT REQ | GOV REC | GOV REC |
| Budget Object Class | DOLLAR | FTE | DOLLAR | FTE | DOLLAR | FTE | DOLLAR | FTE |
| AF TO GR TRANSFER | | | | | | | | |
| CORE | | | | | | | | |
| TRANSFERS OUT | 44,175,308 | 0.00 | 50,000,000 | 0.00 | 50,000,000 | 0.00 | 50,000,000 | 0.00 |
| TOTAL - TRF | 44,175,308 | 0.00 | 50,000,000 | 0.00 | 50,000,000 | 0.00 | 50,000,000 | 0.00 |
| GRAND TOTAL | \$44,175,308 | 0.00 | \$50,000,000 | 0.00 | \$50,000,000 | 0.00 | \$50,000,000 | 0.00 |
| GENERAL REVENUE | \$0 | 0.00 | \$0 | 0.00 | \$0 | 0.00 | \$0 | 0.00 |
| FEDERAL FUNDS | \$0 | 0.00 | \$0 | 0.00 | \$0 | 0.00 | \$0 | 0.00 |
| OTHER FUNDS | \$44,175,308 | 0.00 | \$50,000,000 | 0.00 | \$50,000,000 | 0.00 | \$50,000,000 | 0.00 |

Linked Deposit Refunds

FY17 Office of the Missouri State Treasurer

DECISION ITEM SUMMARY

| Budget Unit | | | | | | | | |
|-------------------------------|----------------|-------------|----------------|-------------|----------------|-------------|----------------|-------------|
| Decision Item | FY 2015 | FY 2015 | FY 2016 | FY 2016 | FY 2017 | FY 2017 | FY 2017 | FY 2017 |
| Budget Object Summary | ACTUAL | ACTUAL | BUDGET | BUDGET | DEPT REQ | DEPT REQ | GOV REC | GOV REC |
| Fund | DOLLAR | FTE | DOLLAR | FTE | DOLLAR | FTE | DOLLAR | FTE |
| LINKED DEPOSIT REFUNDS | | | | | | | | |
| CORE | | | | | | | | |
| PROGRAM-SPECIFIC | | | | | | | | |
| GENERAL REVENUE | 2,463 | 0.00 | 2,500 | 0.00 | 2,500 | 0.00 | 2,500 | 0.00 |
| TOTAL - PD | 2,463 | 0.00 | 2,500 | 0.00 | 2,500 | 0.00 | 2,500 | 0.00 |
| TOTAL | 2,463 | 0.00 | 2,500 | 0.00 | 2,500 | 0.00 | 2,500 | 0.00 |
| GRAND TOTAL | \$2,463 | 0.00 | \$2,500 | 0.00 | \$2,500 | 0.00 | \$2,500 | 0.00 |

CORE DECISION ITEM

| | | | |
|-------------------|-------------------------------|--------------------|--------|
| Department | Office of the State Treasurer | Budget Unit | 27450C |
| Division | Linked Deposit Refunds | HB Section | 12.175 |
| Core - | | | |

1. CORE FINANCIAL SUMMARY

| | FY 2017 Budget Request | | | | | FY 2017 Governor's Recommendation | | | |
|--------------|------------------------|----------|----------|--------------|--------------|-----------------------------------|----------|----------|--------------|
| | GR | Federal | Other | Total | | GR | Federal | Other | Total |
| PS | 0 | 0 | 0 | 0 | PS | 0 | 0 | 0 | 0 |
| EE | 0 | 0 | 0 | 0 | EE | 0 | 0 | 0 | 0 |
| PSD | 2,500 | 0 | 0 | 2,500 | PSD | 2,500 | 0 | 0 | 2,500 |
| TRF | 0 | 0 | 0 | 0 | TRF | 0 | 0 | 0 | 0 |
| Total | 2,500 | 0 | 0 | 2,500 | Total | 2,500 | 0 | 0 | 2,500 |
| | | | | | | | | | |
| FTE | 0.00 | 0.00 | 0.00 | 0.00 | FTE | 0.00 | 0.00 | 0.00 | 0.00 |

| | | | | |
|--------------------|---|---|---|---|
| Est. Fringe | 0 | 0 | 0 | 0 |
|--------------------|---|---|---|---|

Note: Fringes budgeted in House Bill 5 except for certain fringes budgeted directly to MoDOT, Highway Patrol, and Conservation.

| | | | | |
|--------------------|---|---|---|---|
| Est. Fringe | 0 | 0 | 0 | 0 |
|--------------------|---|---|---|---|

Note: Fringes budgeted in House Bill 5 except for certain fringes budgeted directly to MoDOT, Highway Patrol, and Conservation.

Other Funds:

Other Funds:

2. CORE DESCRIPTION

In the event an audit indicates that an interest refund is due to a depository regarding a linked deposit, adequate funding must be available to make the refund. Section 30.758.5 provides that "...the state shall receive market interest rates on any linked deposit or any portion thereof for any period of time for which there is no corresponding linked deposit loan outstanding to an eligible..." borrower. When a financial institution miscalculates and overpays the amount of market interest owed to the STO, the STO must have a mechanism to refund the overpayment.

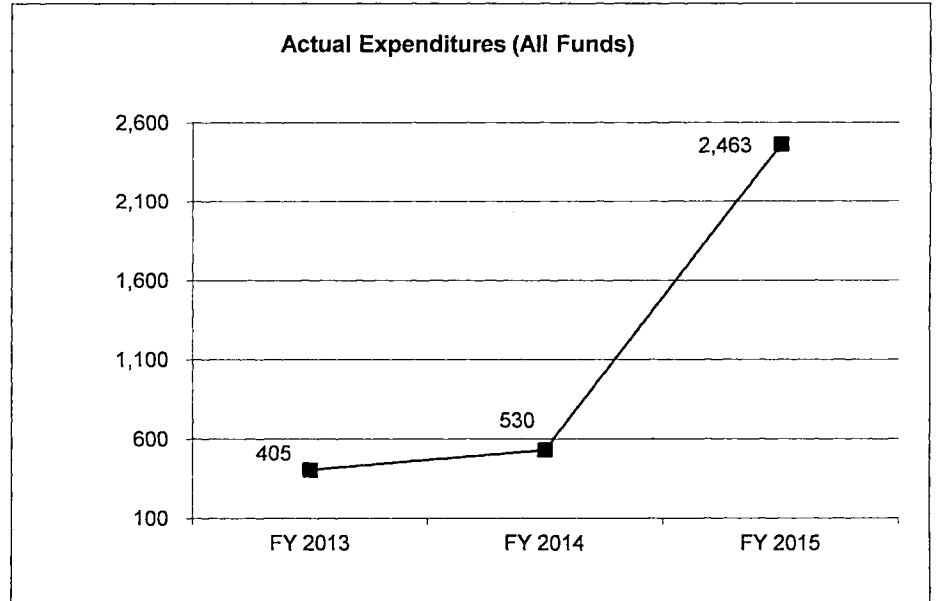
3. PROGRAM LISTING (list programs included in this core funding)

CORE DECISION ITEM

| | | | |
|-------------------|-------------------------------|--------------------|--------|
| Department | Office of the State Treasurer | Budget Unit | 27450C |
| Division | Linked Deposit Refunds | HB Section | 12.175 |
| Core - | | | |

4. FINANCIAL HISTORY

| | FY 2013 Actual | FY 2014 Actual | FY 2015 Actual | FY 2016 Current Yr. |
|---------------------------------|-------------------|-------------------|-------------------|------------------------|
| Appropriation (All Funds) | 100 | 2,500 | 2,500 | 2,500 |
| Less Reverted (All Funds) | 0 | 0 | 0 | 0 |
| Less Restricted (All Funds) | 0 | 0 | 0 | 0 |
| Budget Authority (All Funds) | 100 | 2,500 | 2,500 | 2,500 |
| Actual Expenditures (All Funds) | 405 | 530 | 2,463 | 0 |
| Unexpended (All Funds) | (305) | 1,970 | 37 | 2,500 |
| Unexpended, by Fund: | | | | |
| General Revenue | (305) | 1,970 | 37 | 0 |
| Federal | 0 | 0 | 0 | 0 |
| Other | 0 | 0 | 0 | 0 |



Reverted includes the statutory three-percent reserve amount (when applicable).

Restricted includes any Governor's Expenditure Restrictions which remained at the end of the fiscal year (when applicable).

NOTES:

CORE RECONCILIATION DETAIL

**STATE
LINKED DEPOSIT REFUNDS**

5. CORE RECONCILIATION DETAIL

| | Budget Class | FTE | GR | Federal | Other | Total | Explanation |
|------------------------------------|-------------------------|-------------|--------------|----------------|--------------|--------------|--------------------|
| TAFP AFTER VETOES | | | | | | | |
| | PD | 0.00 | 2,500 | 0 | 0 | 2,500 | |
| | Total | 0.00 | 2,500 | 0 | 0 | 2,500 | |
| DEPARTMENT CORE REQUEST | | | | | | | |
| | PD | 0.00 | 2,500 | 0 | 0 | 2,500 | |
| | Total | 0.00 | 2,500 | 0 | 0 | 2,500 | |
| GOVERNOR'S RECOMMENDED CORE | | | | | | | |
| | PD | 0.00 | 2,500 | 0 | 0 | 2,500 | |
| | Total | 0.00 | 2,500 | 0 | 0 | 2,500 | |

FY17 Office of the Missouri State Treasurer

DECISION ITEM DETAIL

| Budget Unit | FY 2015 | FY 2015 | FY 2016 | FY 2016 | FY 2017 | FY 2017 | FY 2017 | FY 2017 |
|-------------------------------|----------------|-------------|----------------|-------------|----------------|-------------|----------------|-------------|
| Decision Item | ACTUAL | ACTUAL | BUDGET | BUDGET | DEPT REQ | DEPT REQ | GOV REC | GOV REC |
| Budget Object Class | DOLLAR | FTE | DOLLAR | FTE | DOLLAR | FTE | DOLLAR | FTE |
| LINKED DEPOSIT REFUNDS | | | | | | | | |
| CORE | | | | | | | | |
| REFUNDS | 2,463 | 0.00 | 2,500 | 0.00 | 2,500 | 0.00 | 2,500 | 0.00 |
| TOTAL - PD | 2,463 | 0.00 | 2,500 | 0.00 | 2,500 | 0.00 | 2,500 | 0.00 |
| GRAND TOTAL | \$2,463 | 0.00 | \$2,500 | 0.00 | \$2,500 | 0.00 | \$2,500 | 0.00 |
| GENERAL REVENUE | \$2,463 | 0.00 | \$2,500 | 0.00 | \$2,500 | 0.00 | \$2,500 | 0.00 |
| FEDERAL FUNDS | \$0 | 0.00 | \$0 | 0.00 | \$0 | 0.00 | \$0 | 0.00 |
| OTHER FUNDS | \$0 | 0.00 | \$0 | 0.00 | \$0 | 0.00 | \$0 | 0.00 |

Debt Offset Transfer

FY17 Office of the Missouri State Treasurer

DECISION ITEM SUMMARY

| Budget Unit | FY 2015 | FY 2015 | FY 2016 | FY 2016 | FY 2017 | FY 2017 | FY 2017 | FY 2017 |
|-----------------------------|-----------------|-------------|------------------|-------------|------------------|-------------|------------------|-------------|
| Decision Item | ACTUAL | ACTUAL | BUDGET | BUDGET | DEPT REQ | DEPT REQ | GOV REC | GOV REC |
| Budget Object Summary | DOLLAR | FTE | DOLLAR | FTE | DOLLAR | FTE | DOLLAR | FTE |
| Fund | | | | | | | | |
| DEBT OFFSET TRANSFER | | | | | | | | |
| CORE | | | | | | | | |
| FUND TRANSFERS | | | | | | | | |
| DEBT OFFSET ESCROW | 26,280 | 0.00 | 100,000 | 0.00 | 100,000 | 0.00 | 100,000 | 0.00 |
| TOTAL - TRF | 26,280 | 0.00 | 100,000 | 0.00 | 100,000 | 0.00 | 100,000 | 0.00 |
| TOTAL | 26,280 | 0.00 | 100,000 | 0.00 | 100,000 | 0.00 | 100,000 | 0.00 |
| GRAND TOTAL | \$26,280 | 0.00 | \$100,000 | 0.00 | \$100,000 | 0.00 | \$100,000 | 0.00 |

CORE DECISION ITEM

| | | | |
|-------------------|-------------------------------|--------------------|--------|
| Department | Office of the State Treasurer | Budget Unit | 27480C |
| Division | Debt Offset Transfer | HB Section | 12.18 |
| Core - | | | |

1. CORE FINANCIAL SUMMARY

| | FY 2017 Budget Request | | | |
|--------------|------------------------|-------------|----------------|----------------|
| | GR | Federal | Other | Total |
| PS | 0 | 0 | 0 | 0 |
| EE | 0 | 0 | 0 | 0 |
| PSD | 0 | 0 | 0 | 0 |
| TRF | 0 | 0 | 100,000 | 100,000 |
| Total | 0 | 0 | 100,000 | 100,000 |
| FTE | 0.00 | 0.00 | 0.00 | 0.00 |

| | FY 2017 Governor's Recommendation | | | |
|--------------|-----------------------------------|-------------|----------------|----------------|
| | GR | Federal | Other | Total |
| PS | 0 | 0 | 0 | 0 |
| EE | 0 | 0 | 0 | 0 |
| PSD | 0 | 0 | 0 | 0 |
| TRF | 0 | 0 | 100,000 | 100,000 |
| Total | 0 | 0 | 100,000 | 100,000 |
| FTE | 0.00 | 0.00 | 0.00 | 0.00 |

| | | | | |
|--------------------|---|---|---|---|
| Est. Fringe | 0 | 0 | 0 | 0 |
|--------------------|---|---|---|---|

Note: Fringes budgeted in House Bill 5 except for certain fringes budgeted directly to MoDOT, Highway Patrol, and Conservation.

| | | | | |
|--------------------|---|---|---|---|
| Est. Fringe | 0 | 0 | 0 | 0 |
|--------------------|---|---|---|---|

Note: Fringes budgeted in House Bill 5 except for certain fringes budgeted directly to MoDOT, Highway Patrol, and Conservation.

Other Funds: Debt Offset Transfer (0753)

Other Funds: Debt Offset Transfer (0753)

2. CORE DESCRIPTION

This request is for funding the annual transfer from the Debt Offset Escrow Account to the General Revenue Fund. Pursuant to § 143.786 Mo. Rev. Stat., all interest accumulated in the Debt Offset Escrow account in excess of the amount required for interest on debtor refunds shall be transferred to the General Revenue Fund.

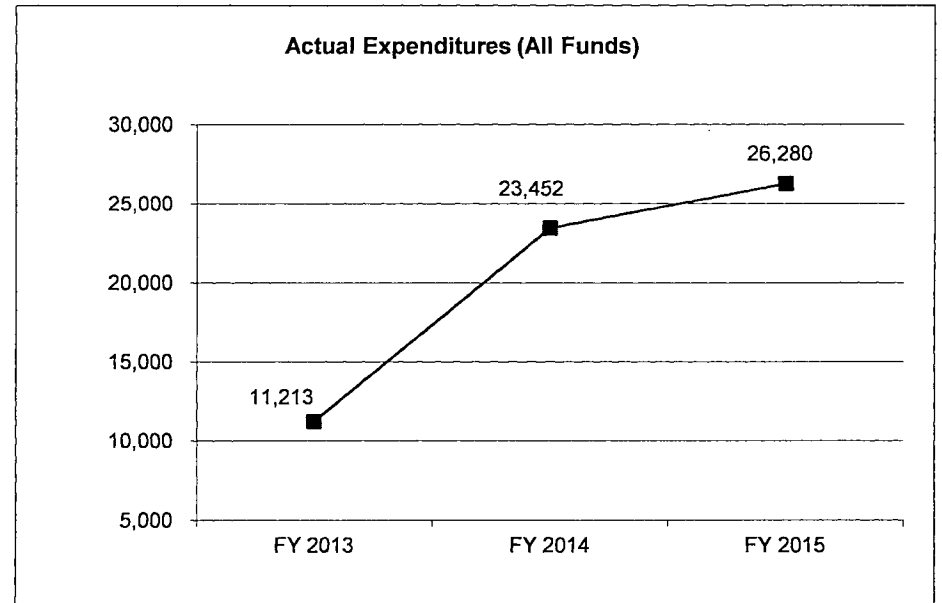
3. PROGRAM LISTING (list programs included in this core funding)

CORE DECISION ITEM

| | | | |
|-------------------|-------------------------------|--------------------|--------|
| Department | Office of the State Treasurer | Budget Unit | 27480C |
| Division | Debt Offset Transfer | HB Section | 12.18 |
| Core - | | | |

4. FINANCIAL HISTORY

| | FY 2013 Actual | FY 2014 Actual | FY 2015 Actual | FY 2016 Current Yr. |
|---------------------------------|-------------------|-------------------|-------------------|------------------------|
| Appropriation (All Funds) | 100,000 | 100,000 | 100,000 | 100,000 |
| Less Reverted (All Funds) | 0 | 0 | 0 | 0 |
| Less Restricted (All Funds) | 0 | 0 | 0 | 0 |
| Budget Authority (All Funds) | 100,000 | 100,000 | 100,000 | 100,000 |
| Actual Expenditures (All Funds) | 11,213 | 23,452 | 26,280 | 25,979 |
| Unexpended (All Funds) | 88,787 | 76,548 | 73,720 | 74,021 |
| Unexpended, by Fund: | | | | |
| General Revenue | 0 | 0 | 0 | 0 |
| Federal | 0 | 0 | 0 | 0 |
| Other | 88,787 | 76,548 | 73,720 | 74,021 |



Reverted includes the statutory three-percent reserve amount (when applicable).

Restricted includes any Governor's Expenditure Restrictions which remained at the end of the fiscal year (when applicable).

NOTES:

CORE RECONCILIATION DETAIL

STATE
DEBT OFFSET TRANSFER

5. CORE RECONCILIATION DETAIL

| | Budget Class | FTE | GR | Federal | Other | Total | Explanation |
|------------------------------------|---------------------|-------------|-----------|----------------|----------------|----------------|--------------------|
| TAFP AFTER VETOES | | | | | | | |
| | TRF | 0.00 | 0 | 0 | 100,000 | 100,000 | |
| | Total | 0.00 | 0 | 0 | 100,000 | 100,000 | |
| DEPARTMENT CORE REQUEST | | | | | | | |
| | TRF | 0.00 | 0 | 0 | 100,000 | 100,000 | |
| | Total | 0.00 | 0 | 0 | 100,000 | 100,000 | |
| GOVERNOR'S RECOMMENDED CORE | | | | | | | |
| | TRF | 0.00 | 0 | 0 | 100,000 | 100,000 | |
| | Total | 0.00 | 0 | 0 | 100,000 | 100,000 | |

FY17 Office of the Missouri State Treasurer

DECISION ITEM DETAIL

| Budget Unit | FY 2015 | FY 2015 | FY 2016 | FY 2016 | FY 2017 | FY 2017 | FY 2017 | FY 2017 |
|-----------------------------|-----------------|-------------|------------------|-------------|------------------|-------------|------------------|-------------|
| Decision Item | ACTUAL | ACTUAL | BUDGET | BUDGET | DEPT REQ | DEPT REQ | GOV REC | GOV REC |
| Budget Object Class | DOLLAR | FTE | DOLLAR | FTE | DOLLAR | FTE | DOLLAR | FTE |
| DEBT OFFSET TRANSFER | | | | | | | | |
| CORE | | | | | | | | |
| TRANSFERS OUT | 26,280 | 0.00 | 100,000 | 0.00 | 100,000 | 0.00 | 100,000 | 0.00 |
| TOTAL - TRF | 26,280 | 0.00 | 100,000 | 0.00 | 100,000 | 0.00 | 100,000 | 0.00 |
| GRAND TOTAL | \$26,280 | 0.00 | \$100,000 | 0.00 | \$100,000 | 0.00 | \$100,000 | 0.00 |
| GENERAL REVENUE | \$0 | 0.00 | \$0 | 0.00 | \$0 | 0.00 | \$0 | 0.00 |
| FEDERAL FUNDS | \$0 | 0.00 | \$0 | 0.00 | \$0 | 0.00 | \$0 | 0.00 |
| OTHER FUNDS | \$26,280 | 0.00 | \$100,000 | 0.00 | \$100,000 | 0.00 | \$100,000 | 0.00 |

Biennial to General Revenue Transfer

FY17 Office of the Missouri State Treasurer

DECISION ITEM SUMMARY

| Budget Unit | FY 2015 | FY 2015 | FY 2016 | FY 2016 | FY 2017 | FY 2017 | FY 2017 | FY 2017 |
|--------------------------------|------------|-------------|--------------------|-------------|--------------------|-------------|--------------------|-------------|
| Decision Item | ACTUAL | ACTUAL | BUDGET | BUDGET | DEPT REQ | DEPT REQ | GOV REC | GOV REC |
| Budget Object Summary | DOLLAR | FTE | DOLLAR | FTE | DOLLAR | FTE | DOLLAR | FTE |
| Fund | | | | | | | | |
| BIENNIAL TO GR TRANSFER | | | | | | | | |
| CORE | | | | | | | | |
| FUND TRANSFERS | | | | | | | | |
| STATE ELECTIONS SUBSIDY | 0 | 0.00 | 3,000,000 | 0.00 | 3,000,000 | 0.00 | 3,000,000 | 0.00 |
| TOTAL - TRF | 0 | 0.00 | 3,000,000 | 0.00 | 3,000,000 | 0.00 | 3,000,000 | 0.00 |
| TOTAL | 0 | 0.00 | 3,000,000 | 0.00 | 3,000,000 | 0.00 | 3,000,000 | 0.00 |
| GRAND TOTAL | \$0 | 0.00 | \$3,000,000 | 0.00 | \$3,000,000 | 0.00 | \$3,000,000 | 0.00 |

CORE DECISION ITEM

| | | | |
|-------------------|--------------------------------------|--------------------|--------|
| Department | Office of the State Treasurer | Budget Unit | 27485C |
| Division | Biennial to General Revenue Transfer | HB Section | 12.185 |
| Core - | | | |

1. CORE FINANCIAL SUMMARY

| | FY 2017 Budget Request | | | | | FY 2017 Governor's Recommendation | | | | |
|--------------|------------------------|-------------|------------------|------------------|----------|-----------------------------------|-------------|------------------|------------------|----------|
| | GR | Federal | Other | Total | | GR | Federal | Other | Total | |
| PS | 0 | 0 | 0 | 0 | | 0 | 0 | 0 | 0 | |
| EE | 0 | 0 | 0 | 0 | | 0 | 0 | 0 | 0 | |
| PSD | 0 | 0 | 0 | 0 | | 0 | 0 | 0 | 0 | |
| TRF | 0 | 0 | 3,000,000 | 3,000,000 | E | 0 | 0 | 3,000,000 | 3,000,000 | E |
| Total | 0 | 0 | 3,000,000 | 3,000,000 | E | 0 | 0 | 3,000,000 | 3,000,000 | E |
| FTE | 0.00 | 0.00 | 0.00 | 0.00 | | 0.00 | 0.00 | 0.00 | 0.00 | |

| | | | | |
|--------------------|---|---|---|---|
| Est. Fringe | 0 | 0 | 0 | 0 |
|--------------------|---|---|---|---|

Note: Fringes budgeted in House Bill 5 except for certain fringes budgeted directly to MoDOT, Highway Patrol, and Conservation.

| | | | | |
|--------------------|---|---|---|---|
| Est. Fringe | 0 | 0 | 0 | 0 |
|--------------------|---|---|---|---|

Note: Fringes budgeted in House Bill 5 except for certain fringes budgeted directly to MoDOT, Highway Patrol, and Conservation.

Other Funds:
An "E" is requested for the \$3,000,000 Other Fund

Other Funds:
An "E" is requested for the \$3,000,000 Other Fund

2. CORE DESCRIPTION

This request is for funding the biennial transfer of excess balances in various funds to the General Revenue Fund. Pursuant to Section 33.080, RSMo, at the close of each odd-numbered fiscal year, the Office of the Missouri State Treasurer (STO) shall calculate the unexpended or available balance in each eligible fund and transfer it to the General Revenue Fund. The STO has no estimate of the amount to be transferred as fund balances may fluctuate considerably and statutory limits vary by fund. There was no transfer in FY2015. The transfer for FY2014-FY2015 will be made in FY2016.

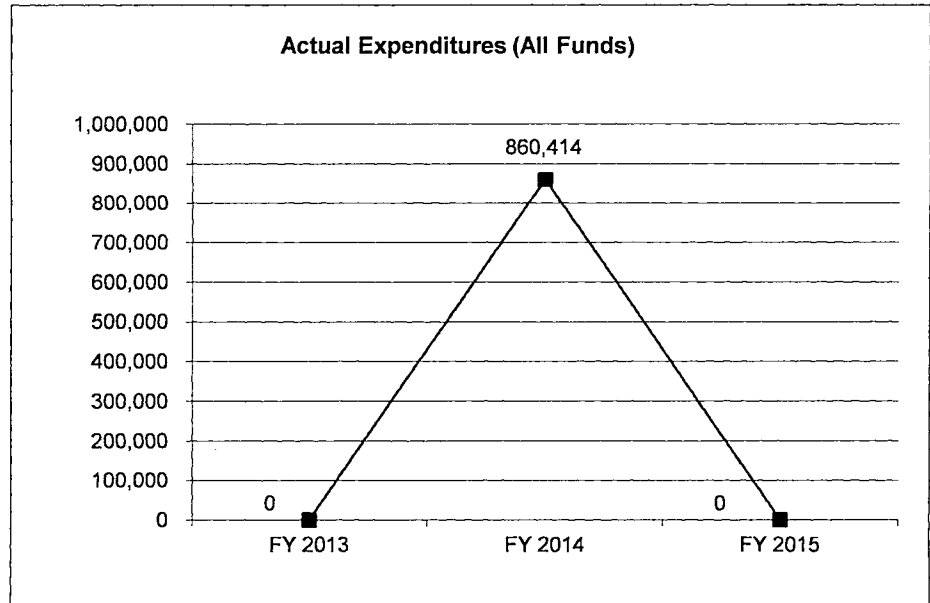
3. PROGRAM LISTING (list programs included in this core funding)

CORE DECISION ITEM

| | | | |
|-------------------|--------------------------------------|--------------------|--------|
| Department | Office of the State Treasurer | Budget Unit | 27485C |
| Division | Biennial to General Revenue Transfer | HB Section | 12.185 |
| Core - | | | |

4. FINANCIAL HISTORY

| | FY 2013 Actual | FY 2014 Actual | FY 2015 Actual | FY 2016 Current Yr. |
|---------------------------------|-------------------|-------------------|-------------------|------------------------|
| Appropriation (All Funds) | 1 | 3,000,000 | 3,000,000 | 3,000,000 |
| Less Reverted (All Funds) | 0 | 0 | 0 | 0 |
| Less Restricted (All Funds) | 0 | 0 | 0 | 0 |
| Budget Authority (All Funds) | 1 | 3,000,000 | 3,000,000 | 3,000,000 |
| Actual Expenditures (All Funds) | 0 | 860,414 | 0 | 0 |
| Unexpended (All Funds) | 1 | 2,139,586 | 3,000,000 | 3,000,000 |
| Unexpended, by Fund: | | | | |
| General Revenue | 0 | 0 | 0 | 0 |
| Federal | 0 | 0 | 0 | 0 |
| Other | 0 | 2,139,586 | 0 | 0 |



Reverted includes the statutory three-percent reserve amount (when applicable).

Restricted includes any Governor's Expenditure Restrictions which remained at the end of the fiscal year (when applicable).

NOTES:

CORE RECONCILIATION DETAIL

STATE
 BIENNIAL TO GR TRANSFER

5. CORE RECONCILIATION DETAIL

| | Budget Class | FTE | GR | Federal | Other | Total | Explanation |
|------------------------------------|--------------|-------------|----------|----------|------------------|------------------|-------------|
| TAFP AFTER VETOES | | | | | | | |
| | TRF | 0.00 | 0 | 0 | 3,000,000 | 3,000,000 | |
| | Total | 0.00 | 0 | 0 | 3,000,000 | 3,000,000 | |
| DEPARTMENT CORE REQUEST | | | | | | | |
| | TRF | 0.00 | 0 | 0 | 3,000,000 | 3,000,000 | |
| | Total | 0.00 | 0 | 0 | 3,000,000 | 3,000,000 | |
| GOVERNOR'S RECOMMENDED CORE | | | | | | | |
| | TRF | 0.00 | 0 | 0 | 3,000,000 | 3,000,000 | |
| | Total | 0.00 | 0 | 0 | 3,000,000 | 3,000,000 | |

FY17 Office of the Missouri State Treasurer

DECISION ITEM DETAIL

| Budget Unit | FY 2015 | FY 2015 | FY 2016 | FY 2016 | FY 2017 | FY 2017 | FY 2017 | FY 2017 |
|--------------------------------|------------|-------------|--------------------|-------------|--------------------|-------------|--------------------|-------------|
| Decision Item | ACTUAL | ACTUAL | BUDGET | BUDGET | DEPT REQ | DEPT REQ | GOV REC | GOV REC |
| Budget Object Class | DOLLAR | FTE | DOLLAR | FTE | DOLLAR | FTE | DOLLAR | FTE |
| BIENNIAL TO GR TRANSFER | | | | | | | | |
| CORE | | | | | | | | |
| TRANSFERS OUT | 0 | 0.00 | 3,000,000 | 0.00 | 3,000,000 | 0.00 | 3,000,000 | 0.00 |
| TOTAL - TRF | 0 | 0.00 | 3,000,000 | 0.00 | 3,000,000 | 0.00 | 3,000,000 | 0.00 |
| GRAND TOTAL | \$0 | 0.00 | \$3,000,000 | 0.00 | \$3,000,000 | 0.00 | \$3,000,000 | 0.00 |
| GENERAL REVENUE | \$0 | 0.00 | \$0 | 0.00 | \$0 | 0.00 | \$0 | 0.00 |
| FEDERAL FUNDS | \$0 | 0.00 | \$0 | 0.00 | \$0 | 0.00 | \$0 | 0.00 |
| OTHER FUNDS | \$0 | 0.00 | \$3,000,000 | 0.00 | \$3,000,000 | 0.00 | \$3,000,000 | 0.00 |

State Public School Transfer

FY17 Office of the Missouri State Treasurer

DECISION ITEM SUMMARY

| Budget Unit | | | | | | | | |
|-------------------------------------|--------------------|-------------|--------------------|-------------|--------------------|-------------|--------------------|-------------|
| Decision Item | FY 2015 | FY 2015 | FY 2016 | FY 2016 | FY 2017 | FY 2017 | FY 2017 | FY 2017 |
| Budget Object Summary | ACTUAL | ACTUAL | BUDGET | BUDGET | DEPT REQ | DEPT REQ | GOV REC | GOV REC |
| Fund | DOLLAR | FTE | DOLLAR | FTE | DOLLAR | FTE | DOLLAR | FTE |
| STATE PUBLIC SCHOOL TRANSFER | | | | | | | | |
| CORE | | | | | | | | |
| FUND TRANSFERS | | | | | | | | |
| ABANDONED FUND ACCOUNT | 2,141,035 | 0.00 | 1,500,000 | 0.00 | 1,500,000 | 0.00 | 1,500,000 | 0.00 |
| TOTAL - TRF | 2,141,035 | 0.00 | 1,500,000 | 0.00 | 1,500,000 | 0.00 | 1,500,000 | 0.00 |
| TOTAL | 2,141,035 | 0.00 | 1,500,000 | 0.00 | 1,500,000 | 0.00 | 1,500,000 | 0.00 |
| GRAND TOTAL | \$2,141,035 | 0.00 | \$1,500,000 | 0.00 | \$1,500,000 | 0.00 | \$1,500,000 | 0.00 |

CORE DECISION ITEM

| | | | |
|-------------------|-------------------------------|--------------------|--------|
| Department | Office of the State Treasurer | Budget Unit | 27470C |
| Division | State Public School Transfer | HB Section | 12.19 |
| Core - | | | |

1. CORE FINANCIAL SUMMARY

| | FY 2017 Budget Request | | | |
|--------------|------------------------|-------------|------------------|--------------------|
| | GR | Federal | Other | Total |
| PS | 0 | 0 | 0 | 0 |
| EE | 0 | 0 | 0 | 0 |
| PSD | 0 | 0 | 0 | 0 |
| TRF | 0 | 0 | 1,500,000 | 1,500,000 E |
| Total | 0 | 0 | 1,500,000 | 1,500,000 E |
| FTE | 0.00 | 0.00 | 0.00 | 0.00 |

| | FY 2017 Governor's Recommendation | | | |
|--------------|-----------------------------------|-------------|------------------|--------------------|
| | GR | Federal | Other | Total |
| PS | 0 | 0 | 0 | 0 |
| EE | 0 | 0 | 0 | 0 |
| PSD | 0 | 0 | 0 | 0 |
| TRF | 0 | 0 | 1,500,000 | 1,500,000 E |
| Total | 0 | 0 | 1,500,000 | 1,500,000 E |
| FTE | 0.00 | 0.00 | 0.00 | 0.00 |

| | | | | |
|--------------------|---|---|---|---|
| Est. Fringe | 0 | 0 | 0 | 0 |
|--------------------|---|---|---|---|

Note: Fringes budgeted in House Bill 5 except for certain fringes budgeted directly to MoDOT, Highway Patrol, and Conservation.

| | | | | |
|--------------------|---|---|---|---|
| Est. Fringe | 0 | 0 | 0 | 0 |
|--------------------|---|---|---|---|

Note: Fringes budgeted in House Bill 5 except for certain fringes budgeted directly to MoDOT, Highway Patrol, and Conservation.

Other Funds:
An "E" is requested for the \$1,500,000 Other Fund

Other Funds:
An "E" is requested for the \$1,500,000 Other Fund

2. CORE DESCRIPTION

This is an open-ended request for funding the annual transfer from the Abandoned Fund Account to the State Public School Fund. Pursuant to § 470.020 Mo. Rev. Stat., an amount equal to five percent of the annual amount transferred to the General Revenue Fund from the Abandoned Fund Account less any transfers from the General Revenue Fund to the Abandoned Fund Account shall be transferred to the State Public School Fund.

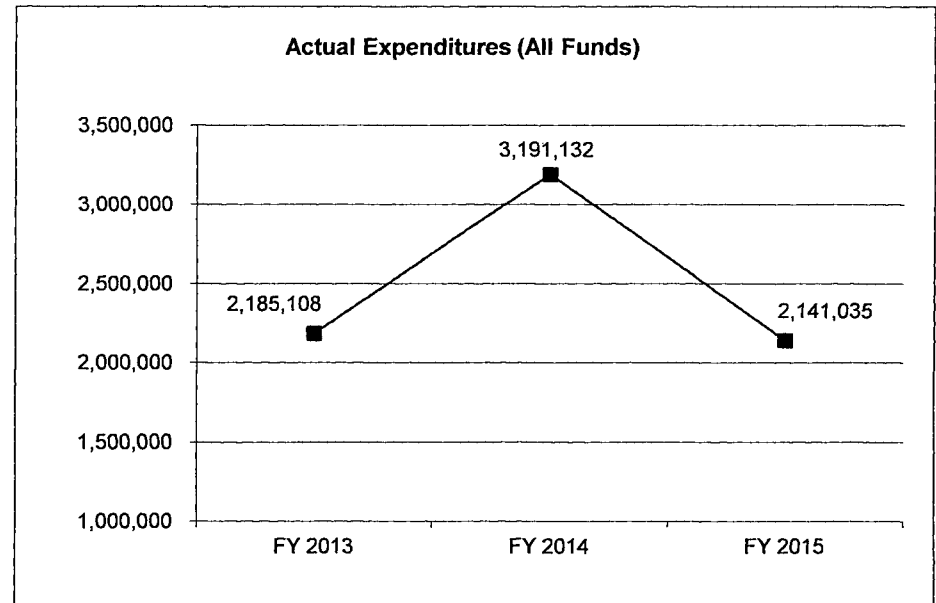
3. PROGRAM LISTING (list programs included in this core funding)

CORE DECISION ITEM

| | | | |
|-------------------|-------------------------------|--------------------|--------|
| Department | Office of the State Treasurer | Budget Unit | 27470C |
| Division | State Public School Transfer | HB Section | 12.19 |
| Core - | | | |

4. FINANCIAL HISTORY

| | FY 2013 Actual | FY 2014 Actual | FY 2015 Actual | FY 2016 Current Yr. |
|---------------------------------|---------------------------|---------------------------|---------------------------|--------------------------------|
| Appropriation (All Funds) | 1,500,000 | 1,500,000 | 1,500,000 | 1,500,000 |
| Less Reverted (All Funds) | 0 | 0 | 0 | 0 |
| Less Restricted (All Funds) | 0 | 0 | 0 | 0 |
| Budget Authority (All Funds) | 1,500,000 | 1,500,000 | 1,500,000 | 1,500,000 |
| Actual Expenditures (All Funds) | 2,185,108 | 3,191,132 | 2,141,035 | 0 |
| Unexpended (All Funds) | (685,108) | (1,691,132) | (641,035) | 1,500,000 |
| Unexpended, by Fund: | | | | |
| General Revenue | 0 | 0 | 0 | 0 |
| Federal | 0 | 0 | 0 | 0 |
| Other | (685,108) | (1,691,132) | (641,035) | 0 |



Reverted includes the statutory three-percent reserve amount (when applicable).

Restricted includes any Governor's Expenditure Restrictions which remained at the end of the fiscal year (when applicable).

NOTES:

CORE RECONCILIATION DETAIL

STATE
STATE PUBLIC SCHOOL TRANSFER

5. CORE RECONCILIATION DETAIL

| | Budget Class | FTE | GR | Federal | Other | Total | Explanation |
|------------------------------------|---------------------|-------------|-----------|----------------|------------------|------------------|--------------------|
| TAFP AFTER VETOES | | | | | | | |
| | TRF | 0.00 | 0 | 0 | 1,500,000 | 1,500,000 | |
| | Total | 0.00 | 0 | 0 | 1,500,000 | 1,500,000 | |
| DEPARTMENT CORE REQUEST | | | | | | | |
| | TRF | 0.00 | 0 | 0 | 1,500,000 | 1,500,000 | |
| | Total | 0.00 | 0 | 0 | 1,500,000 | 1,500,000 | |
| GOVERNOR'S RECOMMENDED CORE | | | | | | | |
| | TRF | 0.00 | 0 | 0 | 1,500,000 | 1,500,000 | |
| | Total | 0.00 | 0 | 0 | 1,500,000 | 1,500,000 | |

FY17 Office of the Missouri State Treasurer

DECISION ITEM DETAIL

| Budget Unit | FY 2015 | FY 2015 | FY 2016 | FY 2016 | FY 2017 | FY 2017 | FY 2017 | FY 2017 |
|-------------------------------------|--------------------|-------------|--------------------|-------------|--------------------|-------------|--------------------|-------------|
| Decision Item | ACTUAL | ACTUAL | BUDGET | BUDGET | DEPT REQ | DEPT REQ | GOV REC | GOV REC |
| Budget Object Class | DOLLAR | FTE | DOLLAR | FTE | DOLLAR | FTE | DOLLAR | FTE |
| STATE PUBLIC SCHOOL TRANSFER | | | | | | | | |
| CORE | | | | | | | | |
| TRANSFERS OUT | 2,141,035 | 0.00 | 1,500,000 | 0.00 | 1,500,000 | 0.00 | 1,500,000 | 0.00 |
| TOTAL - TRF | 2,141,035 | 0.00 | 1,500,000 | 0.00 | 1,500,000 | 0.00 | 1,500,000 | 0.00 |
| GRAND TOTAL | \$2,141,035 | 0.00 | \$1,500,000 | 0.00 | \$1,500,000 | 0.00 | \$1,500,000 | 0.00 |
| GENERAL REVENUE | \$0 | 0.00 | \$0 | 0.00 | \$0 | 0.00 | \$0 | 0.00 |
| FEDERAL FUNDS | \$0 | 0.00 | \$0 | 0.00 | \$0 | 0.00 | \$0 | 0.00 |
| OTHER FUNDS | \$2,141,035 | 0.00 | \$1,500,000 | 0.00 | \$1,500,000 | 0.00 | \$1,500,000 | 0.00 |

Other Submissions

**STATE OF MISSOURI
FUND FINANCIAL SUMMARY**

DEPARTMENT: Office of the State Treasurer
 FUND NAME: State Treasurer's General Operating Fund
 FUND NUMBER: 0164

| | | |
|---|--|---|
| <input checked="" type="checkbox"/> Statutory | <input type="checkbox"/> Federal Fund | <input type="checkbox"/> Subject To Biennial Sweep |
| <u>RSMo 30.605</u> | <input type="checkbox"/> Administratively Created | |
| <input type="checkbox"/> Constitutional | <input checked="" type="checkbox"/> Interest Deposited To Fund | <input checked="" type="checkbox"/> Subject to Other Sweeps (see Notes) |

| FUND OPERATIONS | FY 2015 ADJUSTED APPROP | FY 2015 ACTUAL SPENDING | FY 2016 ADJUSTED APPROP | FY 2017 REQUESTED | FY 2017 GOVERNOR RECOMMEND |
|--|-------------------------------|-------------------------------|-------------------------------|----------------------|----------------------------------|
| BEGINNING CASH BALANCE | 1,872,972 | 1,872,972 | 1,769,901 | 1,849,390 | 1,849,390 |
| RECEIPTS: | | | | | |
| REVENUE (Cash Basis: July 1 - June 30) | 2,450,631 | 2,450,631 | 2,900,650 | 2,900,650 | 2,900,650 |
| TRANSFERS IN | 250 | 250 | 0 | 0 | 0 |
| TOTAL RECEIPTS | <u>2,450,880</u> | <u>2,450,880</u> | <u>2,900,650</u> | <u>2,900,650</u> | <u>2,900,650</u> |
| TOTAL RESOURCES AVAILABLE | 4,323,852 | 4,323,852 | 4,670,551 | 4,750,040 | 4,750,040 |
| APPROPRIATIONS (INCLUDES REAPPROPS): | | | | | |
| OPERATING APPROPS | 2,065,042 | 1,877,065 | 2,080,168 | 2,072,414 | 2,072,414 |
| TRANSFER APPROPS | 698,569 | 676,886 | 740,993 | 794,855 | 794,855 |
| CAPITAL IMPROVEMENTS APPROPS | 0 | 0 | 0 | 0 | 0 |
| TOTAL APPROPRIATIONS | <u>2,763,611</u> | <u>2,553,951</u> | <u>2,821,161</u> | <u>2,867,270</u> | <u>2,867,270</u> |
| BUDGET BALANCE | 1,560,241 | 1,769,901 | 1,849,390 | 1,882,770 | 1,882,770 |
| UNEXPENDED APPROPRIATION * | 209,660 | 0 | 0 | 0 | 0 |
| OTHER ADJUSTMENTS | 0 | 0 | 0 | 0 | 0 |
| ENDING CASH BALANCE | <u>1,769,901</u> | <u>1,769,901</u> | <u>1,849,390</u> | <u>1,882,770</u> | <u>1,882,770</u> |
| FUND OBLIGATIONS | | | | | |
| ENDING CASH BALANCE | 1,769,901 | 1,769,901 | 1,849,390 | 1,882,770 | 1,882,770 |
| OTHER OBLIGATIONS | | | | | |
| OUTSTANDING PROJECTS | 0 | 0 | 0 | 0 | 0 |
| CASH FLOW NEEDS | 0 | 0 | 0 | 0 | 0 |
| TOTAL OTHER OBLIGATIONS | <u>0</u> | <u>0</u> | <u>0</u> | <u>0</u> | <u>0</u> |
| UNOBLIGATED CASH BALANCE | <u>1,769,901</u> | <u>1,769,901</u> | <u>1,849,390</u> | <u>1,882,770</u> | <u>1,882,770</u> |

**STATE OF MISSOURI
FUND FINANCIAL SUMMARY**

DEPARTMENT: Office of the State Treasurer
FUND NAME: State Treasurer's General Operating Fund
FUND NUMBER: 0164

REVENUE SOURCE: The source of revenue for this fund is the retainage of interest earnings as authorized by Mo. Rev. Stat. § 30.605

FUND PURPOSE: This fund is used for the general operations of the Office of the State Treasurer excluding the Unclaimed Property Division (separately funded through the Abandoned Fund 0863). The salaries and fringe benefits for employees performing investment, cash management and administrative duties as well as related expense and equipment costs are paid from this fund.

EXPLANATION OF UNEXPENDED APPROPRIATION AMOUNT: The State Treasurer's Office experienced staff retirements during FY 15 as well turnover in several other positions. Not all of the staff were able to be replaced quickly, and when the positions were filled, the starting salaries of the new staff were less than the exiting staff due to the longevity of the exiting staff. This turnover also resulted in a temporary reduction of general office spending.

EXPLANATION OF OTHER ADJUSTMENTS: This fund has no other adjustments.

EXPLANATION OF OUTSTANDING PROJECTS: The State Treasurer's Office has several in-house systems that require routine maintenance from in-house staff. These systems are sufficiently aged that updating of the system and the source code are necessary to keep them functioning properly. The State Treasurer's Office plans to update these systems as resources and funding are available with both in-house and external programming staff.

EXPLANATION OF CASH FLOW NEEDS: Because interest receipts can fluctuate greatly month-to-month based on the state's overall cash flow, the State Treasurer's Office manages the cash flow needs of this fund by striving to maintain a fund cash balance of half a fiscal year's budgeted expenditures. This is accomplished by reviewing the interest retainage calculations on a monthly basis and adjusting them as needed.

OTHER NOTES: : Notwithstanding the provisions of section 33.080, moneys in the state treasurer's general operations fund shall not lapse to the general revenue fund at the end of the biennium unless and only to the extent to which the amount in the fund exceeds the annual appropriations from the fund for the current fiscal year.

* Do not include in the Prior Year Actual column as doing so would double count lapse & reserve.

**STATE OF MISSOURI
FUND FINANCIAL SUMMARY**

DEPARTMENT: Office of the State Treasurer
 FUND NAME: Abandoned Fund
 FUND NUMBER: 0863

Statutory RSMo 447
 Constitutional _____

Federal Fund
 Administratively Created
 Interest Deposited To Fund

Subject To Biennial Sweep
 Subject to Other Sweeps (see Notes)

| | FY 2015 ADJUSTED APPROP | FY 2015 ACTUAL SPENDING | FY 2016 ADJUSTED APPROP | FY 2017 REQUESTED | FY 2017 GOVERNOR RECOMMEND |
|--|-------------------------------|-------------------------------|-------------------------------|----------------------|----------------------------------|
| FUND OPERATIONS | | | | | |
| BEGINNING CASH BALANCE | 19,418,203 | 19,418,203 | 33,746,925 | 40,933,643 | 40,933,643 |
| RECEIPTS: | | | | | |
| REVENUE (Cash Basis: July 1 - June 30) | 101,938,522 | 101,938,522 | 102,000,800 | 102,250,800 | 102,250,800 |
| TRANSFERS IN | 175 | 175 | 0 | 0 | 0 |
| TOTAL RECEIPTS | <u>101,938,697</u> | <u>101,938,697</u> | <u>102,000,800</u> | <u>102,250,800</u> | <u>102,250,800</u> |
| TOTAL RESOURCES AVAILABLE | 121,356,900 | 121,356,900 | 135,747,725 | 143,184,443 | 143,184,443 |
| APPROPRIATIONS (INCLUDES REAPPROPS): | | | | | |
| OPERATING APPROPS | 42,609,965 | 40,981,384 | 41,892,856 | 42,393,710 | 42,393,710 |
| TRANSFER APPROPS | 52,526,515 | 46,628,591 | 52,921,226 | 52,922,739 | 52,922,739 |
| CAPITAL IMPROVEMENTS APPROPS | 0 | 0 | 0 | 0 | 0 |
| TOTAL APPROPRIATIONS | <u>95,136,480</u> | <u>87,609,975</u> | <u>94,814,082</u> | <u>95,316,449</u> | <u>95,316,449</u> |
| BUDGET BALANCE | 26,220,420 | 33,746,925 | 40,933,643 | 47,867,994 | 47,867,994 |
| UNEXPENDED APPROPRIATION * | 7,526,505 | 0 | 0 | 0 | 0 |
| OTHER ADJUSTMENTS | 0 | 0 | 0 | 0 | 0 |
| ENDING CASH BALANCE | <u>33,746,925</u> | <u>33,746,925</u> | <u>40,933,643</u> | <u>47,867,994</u> | <u>47,867,994</u> |
| FUND OBLIGATIONS | | | | | |
| ENDING CASH BALANCE | 33,746,925 | 33,746,925 | 40,933,643 | 47,867,994 | 47,867,994 |
| OTHER OBLIGATIONS | | | | | |
| OUTSTANDING PROJECTS | 0 | 0 | 0 | 0 | 0 |
| CASH FLOW NEEDS | 0 | 0 | 0 | 0 | 0 |
| TOTAL OTHER OBLIGATIONS | <u>0</u> | <u>0</u> | <u>0</u> | <u>0</u> | <u>0</u> |
| UNOBLIGATED CASH BALANCE | <u>33,746,925</u> | <u>33,746,925</u> | <u>40,933,643</u> | <u>47,867,994</u> | <u>47,867,994</u> |

**STATE OF MISSOURI
FUND FINANCIAL SUMMARY**

DEPARTMENT: Office of the State Treasurer
FUND NAME: Abandoned Fund
FUND NUMBER: 0863

REVENUE SOURCE: The source of revenue for this fund is abandoned property remitted to the State Treasurer's Office by the holder.

FUND PURPOSE: This fund enables the Office of the State Treasurer (STO) to fulfill its advertising requirements for unclaimed property. The STO must mail notices, advertise in newspapers and utilize outreach programs (i.e. radio, television, internet website, booths at public events and other proactive owner location) in an attempt to locate owners. The STO must conduct an auction of items received that need to be liquidated and pay out claims to the rightful owners of the unclaimed property. The fund pays for salaries and fringe benefits of the Unclaimed Property Division staff and related expense and equipment costs effective FY2006.

EXPLANATION OF UNEXPENDED APPROPRIATION AMOUNT: Unexpended personal service dollars are the result of occasional staff turnover resulting in the division being not fully staffed for the entire fiscal year. Unexpended advertising and auction dollars are the result in cost savings achieved by competitive bidding. Unexpended claims amounts are the result of a fourth quarter increase in the estimated appropriation amount which exceeded the amount of unclaimed property claims processed for payment in that quarter.

EXPLANATION OF OTHER ADJUSTMENTS: This fund has no other adjustments.

EXPLANATION OF OUTSTANDING PROJECTS: The Unclaimed Property Division is working to integrate an imaging system into the current unclaimed property system(s). The imaging integrations will relieve costs associated with handling and storing paperwork, ensure that documents are no longer lost or misplaced, and offer the ability for quicker record retrieval.

EXPLANATION OF CASH FLOW NEEDS: The Abandoned Fund's cash flow needs are to ensure sufficient cash balances to pay claims for unclaimed property. The State Treasurer's Office does possess appropriation authority to transfer funds from the General Revenue Fund should the cash balance in the Abandoned Fund become insufficient to pay claims.

OTHER NOTES: At any time when the balance of the account exceeds one-twelfth of the previous fiscal year's total disbursement from the abandoned property fund, the treasurer may, and at least once every fiscal year shall, transfer to the general revenue of the State of Missouri the balance of the abandoned fund account which exceeds one-twelfth of the previous fiscal year's total disbursement from the abandoned property fund, and, notwithstanding the provisions of section 33.080 to the contrary, no other moneys in the fund shall lapse at the end of the biennium.

* Do not include in the Prior Year Actual column as doing so would double count lapse & reserve.

**STATE OF MISSOURI
FUND FINANCIAL SUMMARY**

DEPARTMENT: Office of the State Treasurer
 FUND NAME: Central Check Mail
 FUND NUMBER: 0515

Statutory RSMo 30.245
 Constitutional _____

Federal Fund
 Administratively Created
 Interest Deposited To Fund

Subject To Biennial Sweep
 Subject to Other Sweeps (see Notes)

| | FY 2015 ADJUSTED APPROP | FY 2015 ACTUAL SPENDING | FY 2016 ADJUSTED APPROP | FY 2017 REQUESTED | FY 2017 GOVERNOR RECOMMEND |
|--|-------------------------------|-------------------------------|-------------------------------|----------------------|----------------------------------|
| FUND OPERATIONS | | | | | |
| BEGINNING CASH BALANCE | 397 | 397 | 5,767 | 14,475 | 14,475 |
| RECEIPTS: | | | | | |
| REVENUE (Cash Basis: July 1 - June 30) | 89,487 | 89,487 | 90,000 | 82,800 | 82,800 |
| TRANSFERS IN | 0 | 0 | 0 | 0 | 0 |
| TOTAL RECEIPTS | <u>89,487</u> | <u>89,487</u> | <u>90,000</u> | <u>82,800</u> | <u>82,800</u> |
| TOTAL RESOURCES AVAILABLE | <u>89,884</u> | <u>89,884</u> | <u>95,767</u> | <u>97,275</u> | <u>97,275</u> |
| APPROPRIATIONS (INCLUDES REAPPROPS): | | | | | |
| OPERATING APPROPS | 237,074 | 77,291 | 237,139 | 237,139 | 237,139 |
| TRANSFER APPROPS | 14,259 | 6,827 | 14,153 | 9,872 | 9,872 |
| CAPITAL IMPROVEMENTS APPROPS | 0 | 0 | 0 | 0 | 0 |
| TOTAL APPROPRIATIONS | <u>251,333</u> | <u>84,118</u> | <u>251,292</u> | <u>247,011</u> | <u>247,011</u> |
| BUDGET BALANCE | (161,449) | 5,767 | (155,525) | (149,737) | (149,737) |
| UNEXPENDED APPROPRIATION * | 167,215 | 0 | 170,000 | 170,000 | 170,000 |
| OTHER ADJUSTMENTS | 0 | 0 | 0 | 0 | 0 |
| ENDING CASH BALANCE | <u>5,766</u> | <u>5,767</u> | <u>14,475</u> | <u>20,263</u> | <u>20,263</u> |
| FUND OBLIGATIONS | | | | | |
| ENDING CASH BALANCE | 5,766 | 5,767 | 14,475 | 20,263 | 20,263 |
| OTHER OBLIGATIONS | | | | | |
| OUTSTANDING PROJECTS | 0 | 0 | 0 | 0 | 0 |
| CASH FLOW NEEDS | 0 | 0 | 0 | 0 | 0 |
| TOTAL OTHER OBLIGATIONS | <u>0</u> | <u>0</u> | <u>0</u> | <u>0</u> | <u>0</u> |
| UNOBLIGATED CASH BALANCE | <u>5,766</u> | <u>5,767</u> | <u>14,475</u> | <u>20,263</u> | <u>20,263</u> |

**STATE OF MISSOURI
FUND FINANCIAL SUMMARY**

DEPARTMENT: Office of the State Treasurer
FUND NAME: Central Check Mail
FUND NUMBER: 0515

REVENUE SOURCE: The source of revenue for this fund is interagency billings to the agencies utilizing the central check mailing service. Agencies are billed based on the number of payments they process through the service.

FUND PURPOSE: This fund is used for the central disbursement of checks for other agencies. The fund also assists in increasing efficiency and reduces costs statewide.

EXPLANATION OF UNEXPENDED APPROPRIATION AMOUNT: : Actual expenditures are based on the level of usage by state agencies. That usage is out of the control of the State Treasurer's Office, and the fund has lapsed a portion of its expense and equipment appropriation in recent years.

EXPLANATION OF OTHER ADJUSTMENTS: This fund has no other adjustments.

EXPLANATION OF OUTSTANDING PROJECTS: The State Treasurer's Office will need to replace the mail handling equipment that bursts, folds and stuffs checks within the next five years.

EXPLANATION OF CASH FLOW NEEDS: The fund needs a sufficient cash balance at any given time to purchase postage when needed, pay necessary repairs on the mail handling equipment, and cover half of the salary and benefits of the staff person assigned to the central check mailing service. Billing has been shifted from quarterly to monthly to assist in better matching cash inflows to outflows

OTHER NOTES: Any unencumbered balance in excess of fifty thousand dollars remaining at the end of each fiscal year shall revert to the general revenue.

* Do not include in the Prior Year Actual column as doing so would double count lapse & reserve.

**STATE OF MISSOURI
FUND FINANCIAL SUMMARY**

DEPARTMENT: Office of the State Treasurer
 FUND NAME: Treasurer's Information Fund
 FUND NUMBER: 0255

Statutory RSMo 30.610
 Constitutional _____

Federal Fund
 Administratively Created
 Interest Deposited To Fund

Subject To Biennial Sweep
 Subject to Other Sweeps (see Notes)

| | FY 2015 ADJUSTED APPROP | FY 2015 ACTUAL SPENDING | FY 2016 ADJUSTED APPROP | FY 2017 REQUESTED | FY 2017 GOVERNOR RECOMMEND |
|--|-------------------------------|-------------------------------|-------------------------------|----------------------|----------------------------------|
| FUND OPERATIONS | | | | | |
| BEGINNING CASH BALANCE | 2,626 | 2,626 | 2,115 | 2,115 | 2,115 |
| RECEIPTS: | | | | | |
| REVENUE (Cash Basis: July 1 - June 30) | 250 | 250 | 8,000 | 8,000 | 8,000 |
| TRANSFERS IN | 0 | 0 | 0 | 0 | 0 |
| TOTAL RECEIPTS | <u>250</u> | <u>250</u> | <u>8,000</u> | <u>8,000</u> | <u>8,000</u> |
| TOTAL RESOURCES AVAILABLE | <u>2,876</u> | <u>2,876</u> | <u>10,115</u> | <u>10,115</u> | <u>10,115</u> |
| APPROPRIATIONS (INCLUDES REAPPROPS): | | | | | |
| OPERATING APPROPS | 8,000 | 761 | 8,000 | 8,000 | 8,000 |
| TRANSFER APPROPS | 0 | 0 | 0 | 0 | 0 |
| CAPITAL IMPROVEMENTS APPROPS | 0 | 0 | 0 | 0 | 0 |
| TOTAL APPROPRIATIONS | <u>8,000</u> | <u>761</u> | <u>8,000</u> | <u>8,000</u> | <u>8,000</u> |
| BUDGET BALANCE | <u>(5,124)</u> | <u>2,115</u> | <u>2,115</u> | <u>2,115</u> | <u>2,115</u> |
| UNEXPENDED APPROPRIATION * | 7,239 | 0 | 0 | 0 | 0 |
| OTHER ADJUSTMENTS | 0 | 0 | 0 | 0 | 0 |
| ENDING CASH BALANCE | <u>2,115</u> | <u>2,115</u> | <u>2,115</u> | <u>2,115</u> | <u>2,115</u> |
| FUND OBLIGATIONS | | | | | |
| ENDING CASH BALANCE | 2,115 | 2,115 | 2,115 | 2,115 | 2,115 |
| OTHER OBLIGATIONS | | | | | |
| OUTSTANDING PROJECTS | 0 | 0 | 0 | 0 | 0 |
| CASH FLOW NEEDS | 0 | 0 | 0 | 0 | 0 |
| TOTAL OTHER OBLIGATIONS | <u>0</u> | <u>0</u> | <u>0</u> | <u>0</u> | <u>0</u> |
| UNOBLIGATED CASH BALANCE | <u>2,115</u> | <u>2,115</u> | <u>2,115</u> | <u>2,115</u> | <u>2,115</u> |

**STATE OF MISSOURI
FUND FINANCIAL SUMMARY**

DEPARTMENT: Office of the State Treasurer
FUND NAME: Treasurer's Information Fund
FUND NUMBER: 0255

REVENUE SOURCE: The source of revenue for this fund are recovery costs remitted by those requesting information from the State Treasurer's Office.

FUND PURPOSE: This fund covers the significant amount of staff time, printing and postage in preparing and disseminating information and educational materials on all the programs of the Office of the State Treasurer.

EXPLANATION OF UNEXPENDED APPROPRIATION AMOUNT: The State Treasurer's Information Fund is a revolving fund that allows for the office to cover costs associated with the preparing and disseminating of information for programs we operate. Material unexpended appropriations are usually due to receipts from cost recovery not reaching the appropriation amount.

EXPLANATION OF OTHER ADJUSTMENTS: This fund has no other adjustments.

EXPLANATION OF OUTSTANDING PROJECTS: Projects are continually coming in as public records requests and other information based opportunities arise.

EXPLANATION OF CASH FLOW NEEDS: Receipts can fluctuate month-to-month based on the number of information requests received by the State Treasurer's Office.

OTHER NOTES: An unencumbered balance in the treasurer's information fund at the end of the fiscal year, not exceeding twenty-five thousand dollars, shall be exempt from the provisions of § 33.080 Mo. Rev. Stat. relating to the transfer of unexpended fund balances to the general revenue fund.

* Do not include in the Prior Year Actual column as doing so would double count lapse & reserve.

**STATE OF MISSOURI
FUND FINANCIAL SUMMARY**

DEPARTMENT: Office of the State Treasurer
 FUND NAME: Pansy Johnson-Travis Memorial State Fund
 FUND NUMBER: 0963

Statutory RSMo 253.380
 Constitutional _____

Federal Fund
 Administratively Created
 Interest Deposited To Fund

Subject To Biennial Sweep
 Subject to Other Sweeps (see Notes)

| | FY 2015 ADJUSTED APPROP | FY 2015 ACTUAL SPENDING | FY 2016 ADJUSTED APPROP | FY 2017 REQUESTED | FY 2017 GOVERNOR RECOMMEND |
|--|-------------------------------|-------------------------------|-------------------------------|----------------------|----------------------------------|
| FUND OPERATIONS | | | | | |
| BEGINNING CASH BALANCE | 808,341 | 808,341 | 814,733 | 820,110 | 820,110 |
| RECEIPTS: | | | | | |
| REVENUE (Cash Basis: July 1 - June 30) | 6,392 | 6,392 | 5,377 | 8,201 | 8,201 |
| TRANSFERS IN | 0 | 0 | 0 | 0 | 0 |
| TOTAL RECEIPTS | <u>6,392</u> | <u>6,392</u> | <u>5,377</u> | <u>8,201</u> | <u>8,201</u> |
| TOTAL RESOURCES AVAILABLE | <u>814,733</u> | <u>814,733</u> | <u>820,110</u> | <u>828,312</u> | <u>828,312</u> |
| APPROPRIATIONS (INCLUDES REAPPROPS): | | | | | |
| OPERATING APPROPS | 0 | 0 | 0 | 0 | 0 |
| TRANSFER APPROPS | 0 | 0 | 0 | 0 | 0 |
| CAPITAL IMPROVEMENTS APPROPS | 0 | 0 | 0 | 0 | 0 |
| TOTAL APPROPRIATIONS | <u>0</u> | <u>0</u> | <u>0</u> | <u>0</u> | <u>0</u> |
| BUDGET BALANCE | <u>814,733</u> | <u>814,733</u> | <u>820,110</u> | <u>828,312</u> | <u>828,312</u> |
| UNEXPENDED APPROPRIATION * | 0 | 0 | 0 | 0 | 0 |
| OTHER ADJUSTMENTS | 0 | 0 | 0 | 0 | 0 |
| ENDING CASH BALANCE | <u>814,733</u> | <u>814,733</u> | <u>820,110</u> | <u>828,312</u> | <u>828,312</u> |
| FUND OBLIGATIONS | | | | | |
| ENDING CASH BALANCE | 814,733 | 814,733 | 820,110 | 828,312 | 828,312 |
| OTHER OBLIGATIONS | | | | | |
| OUTSTANDING PROJECTS | 0 | 0 | 0 | 0 | 0 |
| CASH FLOW NEEDS | 0 | 0 | 0 | 0 | 0 |
| TOTAL OTHER OBLIGATIONS | <u>0</u> | <u>0</u> | <u>0</u> | <u>0</u> | <u>0</u> |
| UNOBLIGATED CASH BALANCE | <u>814,733</u> | <u>814,733</u> | <u>820,110</u> | <u>828,312</u> | <u>828,312</u> |

**STATE OF MISSOURI
FUND FINANCIAL SUMMARY**

DEPARTMENT: Office of the State Treasurer
FUND NAME: Pansy Johnson-Travis Memorial State Fund
FUND NUMBER: 0963

REVENUE SOURCE: The source of revenue for this fund is interest received on the State's investments and dividends on stocks gifted to the state by Pansy Johnson-Travis.

FUND PURPOSE: This fund accounts for all monies given to the state by Ms. Jansy Johnson-Travis or for the benefit of the Pansy Johnson-Travis Memorial State Gardens.

EXPLANATION OF UNEXPENDED APPROPRIATION AMOUNT: This fund has no appropriation authority as state statutes do not authorize expenditure from the fund until eighty-five years have passed from the first receipt into the fund.

EXPLANATION OF OTHER ADJUSTMENTS: This fund has no other adjustments.

EXPLANATION OF OUTSTANDING PROJECTS: This fund has no outstanding projects.

EXPLANATION OF CASH FLOW NEEDS: This fund currently has no cash flow needs as § 253.380 Mo. Rev. Stat. indicates no funds may be spent until eighty-five years have passed from the first receipt into the fund.

OTHER NOTES:

* Do not include in the Prior Year Actual column as doing so would double count lapse & reserve.

FY 2017 Estimated Appropriations and Flexibility Requests

| DEPARTMENT | | OFFICE OF THE STATE TREASURER | | | | ESTIMATED APPROPS | | FLEXIBILITY | |
|------------|---------|-----------------------------------|---------|---------|--------------|-------------------|-----------------|-------------|-----------------|
| HB | Approp | APPROP NAME | FUND | FUND | FY 15 AMT | FY 16 | FY 17 Requested | FY 16 | FY 17 Requested |
| 12.155 | 0093 | DUPLICATE/OUTLAWED CHECKS-0101 | 0101 | GR | \$2,000,000 | \$1,000,000 | E | | |
| 12.160 | 3173 | AF CLAIMS-0863 | 0863 | OTHER | \$40,500,000 | \$22,500,000 | E | | |
| 12.165 | T418 | AF TRANSFER-0101 | 0101 | GR | \$1,354,608 | \$1 | E | | |
| 12.170 | T547 | AF TO GR TRANSFER-0863 | 0863 | OTHER | \$50,000,000 | \$50,000,000 | E | | |
| 12.185 | VARIOUS | BIENNIAL TO GR TRANSFER | VARIOUS | VARIOUS | \$860,415 | \$3,000,000 | E | | |
| 12.190 | T973 | STATE PUBLIC SCHOOL TRANSFER-0863 | 0863 | OTHER | \$2,141,036 | \$1,500,000 | E | | |
| 12.150 | 0844 | STATE TREASURER PS-0164 | 0164 | OTHER | \$1,611,525 | \$1,619,632 | | 100% | 100% |
| 12.150 | 0845 | STATE TREASURER E&E-0164 | 0164 | OTHER | \$270,672 | \$270,672 | | 100% | 100% |
| 12.150 | 0843 | STATE TREASURER PS-0515 | 0515 | OTHER | \$12,074 | \$12,139 | | 100% | 100% |
| 12.150 | 2212 | STATE TREASURER E&E-0515 | 0515 | OTHER | \$225,000 | \$225,000 | | 100% | 100% |
| 12.150 | 0870 | STATE TREASURER PS-0863 | 0863 | OTHER | \$536,365 | \$569,256 | | 100% | 100% |
| 12.150 | 0872 | STATE TREASURER E&E-0863 | 0863 | OTHER | \$98,600 | \$98,600 | | 100% | 100% |

