

**Department of Social Services**  
**Family Support Division**  
**Fiscal Year 2018 Budget Request**  
**Book 2 of 6**

**Jennifer Tidball, Acting Director**

**Printed with Governor's Recommendation**



## TABLE OF CONTENTS

### FAMILY SUPPORT DIVISION

Department Request Summary.....	1
Core – Family Support Division Administration .....	6
Core – Income Maintenance Field Staff and Operation .....	19
Core – Family Support Division Staff Training .....	31
Core – Electronic Benefits Transfer (EBT) .....	39
Core – Polk County Trust.....	47
Core – FAMIS .....	54
Core – Eligibility and Enrollment System .....	62
Core – Community Partnerships .....	71
Core – Missouri Mentoring Partnership.....	87
Core – Adolescent Program .....	97
Core – Food Nutrition and Employment Training .....	104
NDI – SNAP to Skills .....	114
NDI – Food Nutrition Federal Authority .....	119
Core – Healthcare Industry Training .....	127
Core – Temporary Assistance.....	135
Core – Alternatives to Abortion .....	147
Core – Health Marriage/Fatherhood.....	155
Core – Adult Supplementation.....	162
Core – Supplemental Nursing Care .....	169
NDI – Supplemental Nursing Care Cost to Continue .....	177
Core – Blind Pension .....	182
NDI – Blind Pension Rate Increase .....	190
NDI – Blind Pension GR Pick up .....	195
Core – Refugee Assistance .....	200
Core – Community Service Block Grant .....	209
Core – Emergency Solutions Grant .....	223

## TABLE OF CONTENTS

### FAMILY SUPPORT DIVISION (CONTINUED)

Core – Food Distribution Programs .....	231
Core – Energy Assistance .....	239
Core – Utilicare Transfer .....	252
Core – Utilicare Stabilization .....	259
Core – Domestic Violence .....	270
NDI – Domestic Violence Core Increase .....	280
Core – Emergency Shelter Domestic Violence .....	286
Core – Services for Victims of Sexual Assault .....	295
NDI – Assist Victims of Sexual Assault Core Increase .....	303
Core – Blind Administration .....	308
Core – Services for the Visually Impaired .....	318
Core – Business Enterprise .....	330
Core – Child Support Field Staff and Operations.....	338
Core – Child Support Reimbursement to Counties .....	353
Core – Distribution Pass Through.....	361
Core – Debt Offset Escrow Transfer .....	368





DEPARTMENT OF SOCIAL SERVICES  
FISCAL YEAR 2018 SAM SECTION SUMMARY

H.B. Sec.	Rank	Decision Item Name	2018 DEPARTMENT REQUEST					2018 Governor's Recommendation				
			FTE	GR	FF	OF	Total	FTE	GR	FF	OF	Total
11.065		<b>Family Support Administration</b>										
	1	Core	168.46	1,395,826	16,237,722	564,663	18,198,211	166.46	1,395,826	16,237,722	564,663	18,198,211
		NDI - Federal Overtime Change	0.00	869	469	0	1,338	0.00	0	0	0	0
		<i>Total</i>	168.46	1,396,695	16,238,191	564,663	18,199,549	166.46	1,395,826	16,237,722	564,663	18,198,211
11.070		<b>IM Field Staff and Operations</b>										
	1	Core	2,052.73	18,051,637	63,443,847	840,605	82,336,089	2,052.73	18,051,637	63,443,847	840,605	82,336,089
		NDI - Federal Overtime Change	0.00	40,237	21,667	0	61,904	0.00	0	0	0	0
		<i>Total</i>	2,052.73	18,091,874	63,465,514	840,605	82,397,993	2,052.73	18,051,637	63,443,847	840,605	82,336,089
11.075		<b>Family Support Staff Training</b>										
	1	Core	0.00	113,693	133,974	0	247,667	0.00	113,693	133,974	0	247,667
		<i>Total</i>	0.00	113,693	133,974	0	247,667	0.00	113,693	133,974	0	247,667
11.080		<b>Electronic Benefits Transfer (EBT)</b>										
		Core	0.00	1,926,622	1,546,747	0	3,473,369	0.00	1,796,622	1,546,747	0	3,343,369
		<i>Total</i>	0.00	1,926,622	1,546,747	0	3,473,369	0.00	1,796,622	1,546,747	0	3,343,369
11.085		<b>Polk County Trust</b>										
	1	Core	0.00	0	0	10,000	10,000	0.00	0	0	10,000	10,000
		<i>Total</i>	0.00	0	0	10,000	10,000	0.00	0	0	10,000	10,000
11.090		<b>FAMIS</b>										
	1	Core	0.00	575,453	1,222,371	0	1,797,824	0.00	575,453	1,222,371	0	1,797,824
		<i>Total</i>	0.00	575,453	1,222,371	0	1,797,824	0.00	575,453	1,222,371	0	1,797,824
11.095		<b>Eligibility &amp; Enrollment System</b>										
	1	Core	0.00	7,664,486	63,557,131	1,000,000	72,221,617	0.00	7,566,986	63,459,631	1,000,000	72,026,617
		<i>Total</i>	0.00	7,664,486	63,557,131	1,000,000	72,221,617	0.00	7,566,986	63,459,631	1,000,000	72,026,617
11.100		<b>Community Partnerships</b>										
	1	Core	0.00	632,328	7,603,799	0	8,236,127	0.00	632,328	7,603,799	0	8,236,127
		<i>Total</i>	0.00	632,328	7,603,799	0	8,236,127	0.00	632,328	7,603,799	0	8,236,127

DEPARTMENT OF SOCIAL SERVICES  
FISCAL YEAR 2018 SAM SECTION SUMMARY

H.B. Sec.	Rank	Decision Item Name	2018 DEPARTMENT REQUEST					2018 Governor's Recommendation				
			FTE	GR	FF	OF	Total	FTE	GR	FF	OF	Total
11.100		<b>Missouri Mentoring Partnership</b>										
	1	Core	0.00	0	1,443,700	0	1,443,700	0.00	0	1,443,700	0	1,443,700
		<i>Total</i>	0.00	0	1,443,700	0	1,443,700	0.00	0	1,443,700	0	1,443,700
11.100		<b>Adolescent Boys Program</b>										
	1	Core	0.00	0	800,000	0	800,000	0.00	0	800,000	0	800,000
		<i>Total</i>	0.00	0	800,000	0	800,000	0.00	0	800,000	0	800,000
11.105		<b>Food Nutrition and Employment Training Program</b>										
	1	Core	0.00	0	12,981,261	0	12,981,261	0.00	0	12,981,261	0	12,981,261
		NDI - Food and Nutrition Training						0.00	0	1,362,494	0	1,362,494
		NDI - SNAP to Skills	0.00	0	5,500,000	0	5,500,000	0.00	0	5,500,000	0	5,500,000
		<i>Total</i>	0.00	0	18,481,261	0	18,481,261	0.00	0	19,843,755	0	19,843,755
11.110		<b>Healthcare Industry Training</b>										
	1	Core	0.00	0	3,000,000	0	3,000,000	0.00	0	3,000,000	0	3,000,000
		<i>Total</i>	0.00	0	3,000,000	0	3,000,000	0.00	0	3,000,000	0	3,000,000
11.115		<b>Temporary Assistance</b>										
	1	Core	0.00	9,712,354	112,902,199	0	122,614,553	0.00	9,712,354	80,652,199	0	90,364,553
		<i>Total</i>	0.00	9,712,354	112,902,199	0	122,614,553	0.00	9,712,354	80,652,199	0	90,364,553
11.120		<b>Alternatives to Abortion</b>										
	1	Core	0.00	0	0	0	0	0.00	2,108,561	4,350,000	0	6,458,561
		<i>Total</i>	0.00	0	0	0	0	0.00	2,108,561	4,350,000	0	6,458,561
11.120		<b>Healthy Marriage/Fatherhood</b>										
	1	Core	0.00	0	1,500,000	0	1,500,000	0.00	0	0	0	0
		<i>Total</i>	0.00	0	1,500,000	0	1,500,000	0.00	0	0	0	0
11.125		<b>Adult Supplementation</b>										
	1	Core	0.00	25,525	0	0	25,525	0.00	25,525	0	0	25,525
		<i>Total</i>	0.00	25,525	0	0	25,525	0.00	25,525	0	0	25,525
11.130		<b>Supplemental Nursing Care</b>										
	1	Core	0.00	25,620,885	0	0	25,620,885	0.00	25,620,885	0	0	25,620,885
		NDI - Supplemental Nursing Care CTC	0.00	101,051	0	0	101,051	0.00	0	0	0	0
		<i>Total</i>	0.00	25,721,936	0	0	25,721,936	0.00	25,620,885	0	0	25,620,885

DEPARTMENT OF SOCIAL SERVICES  
FISCAL YEAR 2018 SAM SECTION SUMMARY

H.B. Sec.	Rank	Decision Item Name	2018 DEPARTMENT REQUEST					2018 Governor's Recommendation				
			FTE	GR	FF	OF	Total	FTE	GR	FF	OF	Total
11.135		<b>Blind Pension</b>										
	1	Core	0.00	3,233,950	0	34,750,906	37,984,856	0.00	3,233,950	0	34,750,906	37,984,856
		NDI - Blind Pension GR Pickup						0.00	950,000	0	0	950,000
		NDI - Blind Pension Rate Increase	0.00	0	0	452,310	452,310	0.00	0	0	452,310	452,310
		<b>Total</b>	<b>0.00</b>	<b>3,233,950</b>	<b>0</b>	<b>35,203,216</b>	<b>38,437,166</b>	<b>0.00</b>	<b>4,183,950</b>	<b>0</b>	<b>35,203,216</b>	<b>39,387,166</b>
11.140		<b>Refugee Assistance</b>										
	1	Core	0.00	0	3,806,226	0	3,806,226	0.00	0	3,806,226	0	3,806,226
		<b>Total</b>	<b>0.00</b>	<b>0</b>	<b>3,806,226</b>	<b>0</b>	<b>3,806,226</b>	<b>0.00</b>	<b>0</b>	<b>3,806,226</b>	<b>0</b>	<b>3,806,226</b>
11.145		<b>Community Services Block Grant</b>										
	1	Core	0.00	0	23,637,000	0	23,637,000	0.00	0	23,637,000	0	23,637,000
		<b>Total</b>	<b>0.00</b>	<b>0</b>	<b>23,637,000</b>	<b>0</b>	<b>23,637,000</b>	<b>0.00</b>	<b>0</b>	<b>23,637,000</b>	<b>0</b>	<b>23,637,000</b>
11.150		<b>Emergency Solutions Program</b>										
	1	Core	0.00	0	4,130,000	0	4,130,000	0.00	0	4,130,000	0	4,130,000
		<b>Total</b>	<b>0.00</b>	<b>0</b>	<b>4,130,000</b>	<b>0</b>	<b>4,130,000</b>	<b>0.00</b>	<b>0</b>	<b>4,130,000</b>	<b>0</b>	<b>4,130,000</b>
11.155		<b>Food Distribution Programs</b>										
	1	Core	0.00	0	1,500,000	0	1,500,000	0.00	0	1,500,000	0	1,500,000
		<b>Total</b>	<b>0.00</b>	<b>0</b>	<b>1,500,000</b>	<b>0</b>	<b>1,500,000</b>	<b>0.00</b>	<b>0</b>	<b>1,500,000</b>	<b>0</b>	<b>1,500,000</b>
11.160		<b>Energy Assistance</b>										
	1	Core	0.00	0	77,547,867	0	77,547,867	0.00	0	77,547,867	0	77,547,867
		<b>Total</b>	<b>0.00</b>	<b>0</b>	<b>77,547,867</b>	<b>0</b>	<b>77,547,867</b>	<b>0.00</b>	<b>0</b>	<b>77,547,867</b>	<b>0</b>	<b>77,547,867</b>
11.160		<b>Utilicare Transfer</b>										
	1	Core	0.00	4,000,000	0	0	4,000,000	0.00	0	0	0	0
		<b>Total</b>	<b>0.00</b>	<b>4,000,000</b>	<b>0</b>	<b>0</b>	<b>4,000,000</b>	<b>0.00</b>	<b>0</b>	<b>0</b>	<b>0</b>	<b>0</b>
11.160		<b>Energy Assistance</b>										
	1	Core	0.00	0	0	4,000,000	4,000,000	0.00	0	0	0	0
		<b>Total</b>	<b>0.00</b>	<b>0</b>	<b>0</b>	<b>4,000,000</b>	<b>4,000,000</b>	<b>0.00</b>	<b>0</b>	<b>0</b>	<b>0</b>	<b>0</b>

**DEPARTMENT OF SOCIAL SERVICES**  
**FISCAL YEAR 2018 SAM SECTION SUMMARY**

H.B. Sec.	Rank	Decision Item Name	2018 DEPARTMENT REQUEST					2018 Governor's Recommendation				
			FTE	GR	FF	OF	Total	FTE	GR	FF	OF	Total
11.165		<b>Domestic Violence</b>										
	1	Core	0.00	4,750,000	3,716,524	0	8,466,524	0.00	4,750,000	3,716,524	0	8,466,524
		NDI - Domestic Violence Core Inc	0.00	0	0	452,310	452,310	0.00	250,000	0	0	250,000
		<i>Total</i>	0.00	4,750,000	3,716,524	0	8,466,524	0.00	5,000,000	3,716,524	0	8,716,524
11.165		<b>Emergency Shelter Dom Viol Victims</b>										
	1	Core	0.00	0	562,137	0	562,137	0.00	0	562,137	0	562,137
		<i>Total</i>	0.00	0	562,137	0	562,137	0.00	0	562,137	0	562,137
11.170		<b>Svs to Assist Victims of Sexual Assault</b>										
	1	Core	0.00	500,000	0	0	500,000	0.00	500,000	0	0	500,000
		NDI - Sexual Assault Core Inc						0.00	500,000	0	0	500,000
		<i>Total</i>	0.00	500,000	0	0	500,000	0.00	1,000,000	0	0	1,000,000
11.175		<b>Blind Administration</b>										
	1	Core	103.69	926,056	3,812,602	0	4,738,658	102.69	926,056	3,812,602	0	4,738,658
		NDI - Federal Overtime Change	0.00	112	60	0	172	0.00	0	0	0	0
		<i>Total</i>	103.69	926,168	3,812,662	0	4,738,830	102.69	926,056	3,812,602	0	4,738,658
11.180		<b>Services for Visually Impaired</b>										
	1	Core	0.00	1,483,831	6,372,075	448,995	8,304,901	0.00	1,483,831	6,372,075	448,995	8,304,901
		<i>Total</i>	0.00	1,483,831	6,372,075	448,995	8,304,901	0.00	1,483,831	6,372,075	448,995	8,304,901
11.185		<b>Business Enterprises</b>										
	1	Core	0.00	0	35,000,000	0	35,000,000	0.00	0	35,000,000	0	35,000,000
		<i>Total</i>	0.00	0	35,000,000	0	35,000,000	0.00	0	35,000,000	0	35,000,000

DEPARTMENT OF SOCIAL SERVICES  
FISCAL YEAR 2018 SAM SECTION SUMMARY

H.B. Sec.	Rank	Decision Item Name	2018 DEPARTMENT REQUEST					2018 Governor's Recommendation				
			FTE	GR	FF	OF	Total	FTE	GR	FF	OF	Total
11.190		<b>Child Support Field Staff &amp; Operations</b>										
	1	Core	691.24	6,865,531	23,039,557	3,657,572	33,562,660	651.24	6,830,943	23,294,757	3,725,973	33,851,673
		NDI - Federal Overtime Change	0.00	330	177	0	507	0.00	0	0	0	0
		<b>Total</b>	<b>691.24</b>	<b>6,865,861</b>	<b>23,039,734</b>	<b>3,657,572</b>	<b>33,563,167</b>	<b>651.24</b>	<b>6,830,943</b>	<b>23,294,757</b>	<b>3,725,973</b>	<b>33,851,673</b>
11.195		<b>CSE Reimbursement to Counties</b>										
	1	Core	0.00	2,240,491	14,886,582	400,212	17,527,285	0.00	2,240,491	14,886,582	400,212	17,527,285
		<b>Total</b>	<b>0.00</b>	<b>2,240,491</b>	<b>14,886,582</b>	<b>400,212</b>	<b>17,527,285</b>	<b>0.00</b>	<b>2,240,491</b>	<b>14,886,582</b>	<b>400,212</b>	<b>17,527,285</b>
11.200		<b>Distribution Pass Through</b>										
	1	Core	0.00	0	56,500,000	9,000,000	65,500,000	0.00	0	56,500,000	9,000,000	65,500,000
		<b>Total</b>	<b>0.00</b>	<b>0</b>	<b>56,500,000</b>	<b>9,000,000</b>	<b>65,500,000</b>	<b>0.00</b>	<b>0</b>	<b>56,500,000</b>	<b>9,000,000</b>	<b>65,500,000</b>
11.205		<b>CSE Debt Offset Transfer</b>										
		Core	0.00	0	0	1,200,000	1,200,000	0.00	0	0	1,200,000	1,200,000
		<b>Total</b>	<b>0.00</b>	<b>0</b>	<b>0</b>	<b>1,200,000</b>	<b>1,200,000</b>	<b>0.00</b>	<b>0</b>	<b>0</b>	<b>1,200,000</b>	<b>1,200,000</b>
		<b>Family Support Core Total</b>	<b>3016.12</b>	<b>85,718,668</b>	<b>540,883,321</b>	<b>54,672,953</b>	<b>681,274,942</b>	<b>2973.12</b>	<b>87,565,141</b>	<b>511,641,021</b>	<b>50,741,354</b>	<b>649,947,516</b>
		<b>Family Support NDI Total</b>	<b>0.00</b>	<b>142,599</b>	<b>5,522,373</b>	<b>452,310</b>	<b>6,117,282</b>	<b>0.00</b>	<b>1,700,000</b>	<b>6,862,494</b>	<b>452,310</b>	<b>9,014,804</b>
		<b>Family Support TransferTotal</b>	<b>0.00</b>	<b>4,000,000</b>	<b>0</b>	<b>1,200,000</b>	<b>5,200,000</b>	<b>0.00</b>	<b>0</b>	<b>0</b>	<b>1,200,000</b>	<b>1,200,000</b>
		<b>Total Family Support</b>	<b>3016.12</b>	<b>89,861,267</b>	<b>546,405,694</b>	<b>56,325,263</b>	<b>692,592,224</b>	<b>2973.12</b>	<b>89,265,141</b>	<b>518,503,515</b>	<b>52,393,664</b>	<b>660,162,320</b>



# CORE DECISION ITEM

Department: Social Services  
Division: Family Support  
Core: Family Support Administration

Budget Unit: 90065C  
HB Section: 11.065

## 1. CORE FINANCIAL SUMMARY

FY 2018 Budget Request						FY 2018 Governor's Recommendation					
	GR	Federal	Other	Total	E		GR	Federal	Other	Total	E
PS	1,387,419	5,356,863	564,663	7,308,945		PS	1,387,419	5,356,863	564,663	7,308,945	
EE	8,407	10,486,057		10,494,464		EE	8,407	10,486,057		10,494,464	
PSD		394,802		394,802		PSD		394,802		394,802	
TRF						TRF					
Total	1,395,826	16,237,722	564,663	18,198,211		Total	1,395,826	16,237,722	564,663	18,198,211	
	29.48	126.25	12.73	168.46	FTE		29.48	124.25	12.73	166.46	

<b>Est. Fringe</b>	682,645	2,763,809	285,374	3,731,828
--------------------	---------	-----------	---------	-----------

Note: Fringes budgeted in House Bill 5 except for certain fringes budgeted directly to MoDOT, Highway Patrol, and Conservation.

<b>Est. Fringe</b>	682,645	2,743,193	285,374	3,711,212
--------------------	---------	-----------	---------	-----------

Note: Fringes budgeted in House Bill 5 except for certain fringes budgeted directly to MoDOT, Highway Patrol, and Conservation.

Other Funds: Child Support Enforcement Collections Fund (0169)

Other Funds: Child Support Enforcement Collections Fund (0169)

## 2. CORE DESCRIPTION

The Family Support Administration appropriation provides funding for the salaries, and associated expense and equipment for the Central Office management and support staff. Funding from this appropriation is also used to support the expense and equipment costs of field offices. Administrative staff provide oversight, direction and general customer support for the Family Support Division's statewide income maintenance, child support and services to the blind programs.

## 3. PROGRAM LISTING (list programs included in this core funding)

Family Support Administration



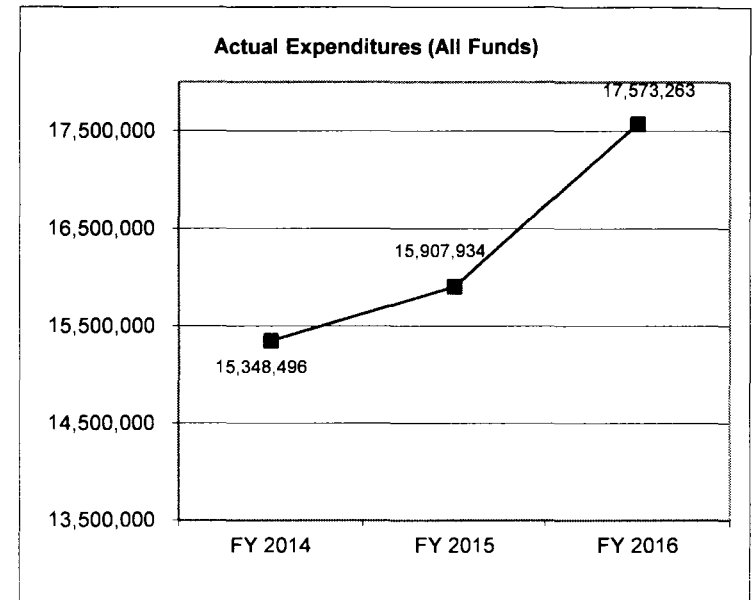
# CORE DECISION ITEM

Department: Social Services  
Division: Family Support  
Core: Family Support Administration

Budget Unit: 90065C  
HB Section: 11.065

## 4. FINANCIAL HISTORY

	FY 2014 Actual	FY 2015 Actual	FY 2016 Actual	FY 2017 Current Yr.
Appropriation (All Funds)	21,325,165	21,137,084	18,054,894	18,198,211
Less Reverted (All Funds)	(19,748)	(19,933)	(19,047)	N/A
Less Restricted (All Funds)	0	0	0	N/A
	21,305,417	21,117,151	18,035,847	N/A
Actual Expenditures (All Funds)	15,348,496	15,907,934	17,573,263	N/A
Unexpended (All Funds)	5,956,921	5,209,217	462,584	N/A
Unexpended, by Fund:				
General Revenue	2	309	0	N/A
Federal	5,518,517	5,208,732	457,761	N/A
Other	438,402	176	4,823	N/A
	(1)	(2)	(3)	



Reverted includes the statutory three- percent reserve (when applicable).  
Restricted includes any Governor's Expenditure Restriction (when applicable).

### NOTES:

(1) In FY2014, there was a core transfer from Energy Assistance of \$283,516 and 6.5 FTE. There was a core reduction of 3 FTE's and \$39,009 E&E travel. Federal fund reserve of \$5.3 million for authority in excess of cash and \$433,977 excess CSEC fund empty authority.

(2) In FY2015, there was an FTE reduction of 1.99 FTE and a core reduction of \$231,769 excess CSEC fund empty authority. There was also an agency reserve of \$4.9 million federal funds.

(3) In FY2016, there was a core reduction of \$3,000,000 FF for empty authority, a reduction of \$30,190 FF for the Office of Community Engagement, a reduction of \$50,774 FF for statewide dues, and a GR reduction of \$39,989 PS and \$537 E&E. There was an agency reserve \$405,000 federal funds.

## CORE RECONCILIATION DETAIL

### DEPARTMENT OF SOCIAL SERVICES FAMILY SUPPORT ADMINISTRATION

#### 5. CORE RECONCILIATION DETAIL

				Budget Class	FTE	GR	Federal	Other	Total	Explanation
<b>TAFP AFTER VETOES</b>										
				PS	168.46	1,387,419	5,356,863	564,663	7,308,945	
				EE	0.00	8,407	10,486,057	0	10,494,464	
				PD	0.00	0	394,802	0	394,802	
				<b>Total</b>	<b>168.46</b>	<b>1,395,826</b>	<b>16,237,722</b>	<b>564,663</b>	<b>18,198,211</b>	
<b>DEPARTMENT CORE ADJUSTMENTS</b>										
Core Reallocation	501	6271		PS	0.00	0	0	0	0	
Core Reallocation	501	6273		PS	0.00	0	0	0	0	
Core Reallocation	501	6275		PS	0.00	0	0	0	0	
Core Reallocation	501	6269		PS	0.00	0	0	0	(0)	
<b>NET DEPARTMENT CHANGES</b>					<b>0.00</b>	<b>0</b>	<b>0</b>	<b>0</b>	<b>0</b>	
<b>DEPARTMENT CORE REQUEST</b>										
				PS	168.46	1,387,419	5,356,863	564,663	7,308,945	
				EE	0.00	8,407	10,486,057	0	10,494,464	
				PD	0.00	0	394,802	0	394,802	
				<b>Total</b>	<b>168.46</b>	<b>1,395,826</b>	<b>16,237,722</b>	<b>564,663</b>	<b>18,198,211</b>	
<b>GOVERNOR'S ADDITIONAL CORE ADJUSTMENTS</b>										
Core Reduction	1922	6273		PS	(2.00)	0	0	0	0	FY 18 core reduction
<b>NET GOVERNOR CHANGES</b>					<b>(2.00)</b>	<b>0</b>	<b>0</b>	<b>0</b>	<b>0</b>	
<b>GOVERNOR'S RECOMMENDED CORE</b>										
				PS	166.46	1,387,419	5,356,863	564,663	7,308,945	
				EE	0.00	8,407	10,486,057	0	10,494,464	

---

**CORE RECONCILIATION DETAIL**

---

**DEPARTMENT OF SOCIAL SERVICES  
FAMILY SUPPORT ADMINISTRATION**

---

**5. CORE RECONCILIATION DETAIL**

---

	<b>Budget Class</b>	<b>FTE</b>	<b>GR</b>	<b>Federal</b>	<b>Other</b>	<b>Total</b>	<b>Explanation</b>
<b>GOVERNOR'S RECOMMENDED CORE</b>							
	PD	0.00	0	394,802	0	394,802	
	<b>Total</b>	<b>166.46</b>	<b>1,395,826</b>	<b>16,237,722</b>	<b>564,663</b>	<b>18,198,211</b>	

## DECISION ITEM SUMMARY

Budget Unit								
Decision Item	FY 2016	FY 2016	FY 2017	FY 2017	FY 2018	FY 2018	FY 2018	FY 2018
Budget Object Summary	ACTUAL	ACTUAL	BUDGET	BUDGET	DEPT REQ	DEPT REQ	GOV REC	GOV REC
Fund	DOLLAR	FTE	DOLLAR	FTE	DOLLAR	FTE	DOLLAR	FTE
<b>FAMILY SUPPORT ADMINISTRATION</b>								
<b>CORE</b>								
<b>PERSONAL SERVICES</b>								
GENERAL REVENUE	607,999	13.22	1,387,419	29.48	1,387,419	29.48	1,387,419	29.48
TEMP ASSIST NEEDY FAM FEDERAL	628,901	14.49	647,812	22.16	647,812	22.16	647,812	22.16
DEPT OF SOC SERV FEDERAL & OTH	4,301,923	98.09	4,709,051	104.09	4,709,051	104.09	4,709,051	102.09
CHILD SUPPORT ENFORCEMENT FUND	1,282,489	29.34	564,663	12.73	564,663	12.73	564,663	12.73
TOTAL - PS	6,821,312	155.14	7,308,945	168.46	7,308,945	168.46	7,308,945	166.46
<b>EXPENSE &amp; EQUIPMENT</b>								
GENERAL REVENUE	8,155	0.00	8,407	0.00	8,407	0.00	8,407	0.00
TEMP ASSIST NEEDY FAM FEDERAL	1,902,131	0.00	1,886,876	0.00	1,886,876	0.00	1,886,876	0.00
DEPT OF SOC SERV FEDERAL & OTH	8,480,823	0.00	8,599,181	0.00	8,599,181	0.00	8,599,181	0.00
TOTAL - EE	10,391,109	0.00	10,494,464	0.00	10,494,464	0.00	10,494,464	0.00
<b>PROGRAM-SPECIFIC</b>								
TEMP ASSIST NEEDY FAM FEDERAL	3,137	0.00	19,208	0.00	19,208	0.00	19,208	0.00
DEPT OF SOC SERV FEDERAL & OTH	357,705	0.00	375,594	0.00	375,594	0.00	375,594	0.00
TOTAL - PD	360,842	0.00	394,802	0.00	394,802	0.00	394,802	0.00
<b>TOTAL</b>	<b>17,573,263</b>	<b>155.14</b>	<b>18,198,211</b>	<b>168.46</b>	<b>18,198,211</b>	<b>168.46</b>	<b>18,198,211</b>	<b>166.46</b>
<b>Federal Overtime Change - 0000016</b>								
<b>PERSONAL SERVICES</b>								
GENERAL REVENUE	0	0.00	0	0.00	869	0.00	0	0.00
DEPT OF SOC SERV FEDERAL & OTH	0	0.00	0	0.00	469	0.00	0	0.00
TOTAL - PS	0	0.00	0	0.00	1,338	0.00	0	0.00
<b>TOTAL</b>	<b>0</b>	<b>0.00</b>	<b>0</b>	<b>0.00</b>	<b>1,338</b>	<b>0.00</b>	<b>0</b>	<b>0.00</b>
<b>GRAND TOTAL</b>	<b>\$17,573,263</b>	<b>155.14</b>	<b>\$18,198,211</b>	<b>168.46</b>	<b>\$18,199,549</b>	<b>168.46</b>	<b>\$18,198,211</b>	<b>166.46</b>

# FLEXIBILITY REQUEST FORM

<b>BUDGET UNIT NUMBER:</b> 90065C <b>BUDGET UNIT NAME:</b> FSD Admin <b>HOUSE BILL SECTION:</b> 11.065	<b>DEPARTMENT:</b> Department of Social Services <b>DIVISION:</b> Family Support
--	---

**1. Provide the amount by fund of personal service flexibility and the amount by fund of expense and equipment flexibility you are requesting in dollar and percentage terms and explain why the flexibility is needed. If flexibility is being requested among divisions, provide the amount by fund of flexibility you are requesting in dollar and percentage terms and explain why the flexibility is needed.**

Governor's Recommendation					
	PS or E&E	Core	% Flex Requested	Flex Request Amount	Not more than twenty-five percent (25%) flexibility is requested between divisions within the department, and not more than ten percent (10%) flexibility is allowed to reallocate personal service and expense and equipment between executive branch departments, providing that the total FTE for the state does not increase.
	PS	\$7,308,945	25%	\$1,827,236	
	E&E	\$10,889,266	25%	\$2,722,317	
Total		\$18,198,211	25%	\$4,549,553	

**2. Estimate how much flexibility will be used for the budget year. How much flexibility was used in the Prior Year Budget and the Current Year Budget? Please specify the amount.**

PRIOR YEAR ACTUAL AMOUNT OF FLEXIBILITY USED	CURRENT YEAR ESTIMATED AMOUNT OF FLEXIBILITY THAT WILL BE USED	BUDGET REQUEST ESTIMATED AMOUNT OF FLEXIBILITY THAT WILL BE USED
None.	None	25% Flexibility is being requested for FY 18.

**3. Please explain how flexibility was used in the prior and/or current years.**

PRIOR YEAR EXPLAIN ACTUAL USE	CURRENT YEAR EXPLAIN PLANNED USE
N/A	None

# DECISION ITEM DETAIL

Budget Unit	FY 2016	FY 2016	FY 2017	FY 2017	FY 2018	FY 2018	FY 2018	FY 2018
Decision Item	ACTUAL	ACTUAL	BUDGET	BUDGET	DEPT REQ	DEPT REQ	GOV REC	GOV REC
Budget Object Class	DOLLAR	FTE	DOLLAR	FTE	DOLLAR	FTE	DOLLAR	FTE
<b>FAMILY SUPPORT ADMINISTRATION</b>								
<b>CORE</b>								
ADMIN OFFICE SUPPORT ASSISTANT	190,209	6.35	275,917	8.50	251,225	9.00	251,225	9.00
OFFICE SUPPORT ASSISTANT	60,968	2.28	76,097	2.99	78,237	3.00	78,237	3.00
SR OFFICE SUPPORT ASSISTANT	180,691	6.77	217,551	8.00	243,991	8.94	243,991	8.94
BUYER III	7,679	0.18	0	0.00	0	0.00	0	0.00
PROCUREMENT OFCR I	51,192	1.35	38,301	1.00	38,299	1.00	38,299	1.00
PROCUREMENT OFCR II	67,291	1.37	43,587	1.00	99,193	2.00	99,193	2.00
OFFICE SERVICES COOR	100,379	2.39	83,992	2.00	96,948	2.50	96,948	2.50
ACCOUNT CLERK II	2,690	0.10	26,341	1.00	26,341	1.00	26,341	1.00
SENIOR AUDITOR	29,206	0.69	35,638	1.00	42,779	1.00	42,779	1.00
ACCOUNTANT III	262	0.00	0	0.00	0	0.00	0	0.00
BUDGET ANAL III	22,578	0.50	46,058	1.00	46,058	1.00	46,058	1.00
HUMAN RELATIONS OFCR II	33,632	0.79	21,740	0.50	35,293	0.83	35,293	0.83
PERSONNEL ANAL II	145,125	3.43	146,570	3.40	136,406	3.82	136,406	3.82
PUBLIC INFORMATION SPEC I	832	0.03	0	0.00	0	0.00	0	0.00
PUBLIC INFORMATION ADMSTR	49,922	0.95	53,132	1.00	53,133	1.00	53,133	1.00
STAFF TRAINING & DEV COOR	61,332	1.00	62,557	1.00	62,559	1.00	62,559	1.00
TRAINING TECH I	17,071	0.47	36,928	1.00	36,928	1.00	36,928	1.00
TRAINING TECH II	120,437	2.84	550,331	13.00	308,289	7.00	308,289	7.00
TRAINING TECH III	241,951	5.04	241,643	5.00	241,643	5.00	241,643	5.00
EXECUTIVE I	126,649	3.79	165,628	4.99	167,480	4.99	167,480	4.99
EXECUTIVE II	82,915	2.29	73,857	2.00	73,857	2.00	73,857	2.00
MANAGEMENT ANALYSIS SPEC I	19,464	0.50	39,706	1.00	39,706	1.00	39,706	1.00
MANAGEMENT ANALYSIS SPEC II	190,140	4.23	273,271	6.00	183,698	4.00	183,698	4.00
PERSONNEL CLERK	83,805	2.66	67,124	2.00	62,776	2.00	62,776	2.00
TELECOMMUN ANAL II	32,030	0.75	43,562	1.00	43,562	1.00	43,562	1.00
ADMINISTRATIVE ANAL II	0	0.00	0	0.00	30,576	1.00	30,576	1.00
CASE ANALYST	181,235	5.62	171,379	5.01	133,685	4.00	133,685	4.00
FAMILY SUPPORT ELIGIBILITY SPC	245,584	8.02	0	0.00	0	0.00	0	0.00
FAMILY SUPPORT ELIGIBILITY SPV	30,547	0.87	0	0.00	0	0.00	0	0.00
FAMILY SUPPORT ELIGBLTY PRG MG	31,730	0.73	0	0.00	0	0.00	0	0.00
PROGRAM DEVELOPMENT SPEC	1,159,778	27.71	1,060,660	27.67	1,514,699	34.99	1,514,699	32.99
CHILD SUPPORT SPECIALIST	34,281	1.16	0	0.00	0	0.00	0	0.00

# DECISION ITEM DETAIL

Budget Unit	FY 2016	FY 2016	FY 2017	FY 2017	FY 2018	FY 2018	FY 2018	FY 2018
Decision Item	ACTUAL	ACTUAL	BUDGET	BUDGET	DEPT REQ	DEPT REQ	GOV REC	GOV REC
Budget Object Class	DOLLAR	FTE	DOLLAR	FTE	DOLLAR	FTE	DOLLAR	FTE
<b>FAMILY SUPPORT ADMINISTRATION</b>								
<b>CORE</b>								
CORRESPONDENCE & INFO SPEC I	411,006	11.70	627,154	17.49	388,161	12.49	388,161	12.49
CORRESPONDENCE & INFO SPEC II	43,852	1.04	39,706	1.00	39,706	1.00	39,706	1.00
FISCAL & ADMINISTRATIVE MGR B1	68,466	1.47	50,429	1.00	110,032	2.38	110,032	2.38
FISCAL & ADMINISTRATIVE MGR B2	103,242	1.50	138,642	2.00	124,176	2.00	124,176	2.00
HUMAN RESOURCES MGR B1	109,857	1.93	111,359	1.93	99,880	1.70	99,880	1.70
HUMAN RESOURCES MGR B2	71,208	1.00	72,633	1.00	77,957	1.13	77,957	1.13
SOCIAL SERVICES MGR, BAND 1	964,499	19.55	1,083,101	21.93	1,088,386	22.00	1,088,386	22.00
SOCIAL SERVICES MNGR, BAND 2	430,224	6.54	453,346	7.00	465,071	7.00	465,071	7.00
DIVISION DIRECTOR	120,171	1.17	106,935	1.00	106,935	1.00	106,935	1.00
DEPUTY DIVISION DIRECTOR	162,108	1.94	170,185	2.00	170,185	2.00	170,185	2.00
DESIGNATED PRINCIPAL ASST DIV	61,294	0.74	85,093	1.00	85,093	1.00	85,093	1.00
LEGAL COUNSEL	4,267	0.05	0	0.00	0	0.00	0	0.00
STUDENT INTERN	3,992	0.13	3,106	0.10	3,106	0.10	3,106	0.10
CLERK	246	0.01	0	0.00	0	0.00	0	0.00
MISCELLANEOUS TECHNICAL	23,287	0.40	1,867	0.04	1,867	0.04	1,867	0.04
MISCELLANEOUS PROFESSIONAL	212,988	3.62	117,424	2.94	87,734	2.92	87,734	2.92
SPECIAL ASST OFFICIAL & ADMSTR	50,040	1.00	51,042	1.00	51,042	1.00	51,042	1.00
SPECIAL ASST PROFESSIONAL	292,139	4.37	259,730	3.97	259,730	3.97	259,730	3.97
SPECIAL ASST OFFICE & CLERICAL	86,821	2.12	85,623	2.00	102,523	2.66	102,523	2.66
<b>TOTAL - PS</b>	<b>6,821,312</b>	<b>155.14</b>	<b>7,308,945</b>	<b>168.46</b>	<b>7,308,945</b>	<b>168.46</b>	<b>7,308,945</b>	<b>166.46</b>
TRAVEL, IN-STATE	265,615	0.00	162,958	0.00	162,958	0.00	162,958	0.00
TRAVEL, OUT-OF-STATE	48,823	0.00	9,846	0.00	9,846	0.00	9,846	0.00
SUPPLIES	4,021,954	0.00	5,343,085	0.00	4,867,586	0.00	4,867,586	0.00
PROFESSIONAL DEVELOPMENT	87,041	0.00	66,472	0.00	87,046	0.00	87,046	0.00
COMMUNICATION SERV & SUPP	1,258,627	0.00	514,361	0.00	1,258,827	0.00	1,258,827	0.00
PROFESSIONAL SERVICES	3,562,068	0.00	3,905,655	0.00	3,562,068	0.00	3,562,068	0.00
HOUSEKEEPING & JANITORIAL SERV	28	0.00	58	0.00	58	0.00	58	0.00
M&R SERVICES	306,092	0.00	28,357	0.00	153,146	0.00	153,146	0.00
COMPUTER EQUIPMENT	448,037	0.00	0	0.00	0	0.00	0	0.00
MOTORIZED EQUIPMENT	0	0.00	34,710	0.00	0	0.00	0	0.00
OFFICE EQUIPMENT	308,639	0.00	84,274	0.00	308,664	0.00	308,664	0.00
OTHER EQUIPMENT	67,041	0.00	160,494	0.00	67,046	0.00	67,046	0.00

# DECISION ITEM DETAIL

Budget Unit	FY 2016	FY 2016	FY 2017	FY 2017	FY 2018	FY 2018	FY 2018	FY 2018
Decision Item	ACTUAL	ACTUAL	BUDGET	BUDGET	DEPT REQ	DEPT REQ	GOV REC	GOV REC
Budget Object Class	DOLLAR	FTE	DOLLAR	FTE	DOLLAR	FTE	DOLLAR	FTE
<b>FAMILY SUPPORT ADMINISTRATION</b>								
<b>CORE</b>								
PROPERTY & IMPROVEMENTS	5,742	0.00	14,854	0.00	5,747	0.00	5,747	0.00
BUILDING LEASE PAYMENTS	2,139	0.00	4,449	0.00	2,144	0.00	2,144	0.00
EQUIPMENT RENTALS & LEASES	2,201	0.00	1,860	0.00	2,261	0.00	2,261	0.00
MISCELLANEOUS EXPENSES	7,062	0.00	163,031	0.00	7,067	0.00	7,067	0.00
TOTAL - EE	10,391,109	0.00	10,494,464	0.00	10,494,464	0.00	10,494,464	0.00
PROGRAM DISTRIBUTIONS	360,842	0.00	394,802	0.00	394,802	0.00	394,802	0.00
TOTAL - PD	360,842	0.00	394,802	0.00	394,802	0.00	394,802	0.00
<b>GRAND TOTAL</b>	<b>\$17,573,263</b>	<b>155.14</b>	<b>\$18,198,211</b>	<b>168.46</b>	<b>\$18,198,211</b>	<b>168.46</b>	<b>\$18,198,211</b>	<b>166.46</b>
GENERAL REVENUE	\$616,154	13.22	\$1,395,826	29.48	\$1,395,826	29.48	\$1,395,826	29.48
FEDERAL FUNDS	\$15,674,620	112.58	\$16,237,722	126.25	\$16,237,722	126.25	\$16,237,722	124.25
OTHER FUNDS	\$1,282,489	29.34	\$564,663	12.73	\$564,663	12.73	\$564,663	12.73



## PROGRAM DESCRIPTION

**Department: Social Services**

**HB Section: 11.065**

**Program Name: Family Support Administration**

**Program is found in the following core budget(s): Family Support Administration**

### 1. What does this program do?

The Family Support Administration program provides funding for the salaries, and associated expense and equipment for the Central Office management and support staff. Administrative staff provide leadership, oversight, direction and general customer support for the Family Support Division's statewide income maintenance, child support and services to the blind programs. The Office of the Director, Human Resources, Communications, Risk Analysis, Program and Policy, and Field Operations are all units in this area. Funding from this appropriation is also used to support the implementation of new technologies, such as document imaging, and the expense and equipment costs of field offices.

The Family Support Division (FSD) is charged with administering a variety of programs, including the following: Child Support, Temporary Assistance, Missouri Work Assistance Program, Food Stamps, Food Distribution, Food Nutrition & Employment Training (SkillUp), Emergency Solutions Grant Program, Community Services Block Grant (CSBG), Energy Assistance, Refugee Assistance, Services for the Visually Impaired, MO HealthNet Eligibility, SCHIP Eligibility, Adult Supplementation, Supplemental Nursing Care, Supplemental Aid to the Blind and Blind Pension.

#### **Office of the Director:**

The Office of the Director is responsible for reviewing and implementing legislation, developing and monitoring FSD's management strategies, working with staff and stakeholders to improve service delivery to customers, coordinating fiscal functions with the Division of Finance and Administrative Services (DFAS), and coordinating the writing, publishing and distributing of state regulations. In addition, this office evaluates statistical data for FSD programs and responds to inquiries from federal and state agencies as well as elected/appointed officials. FSD Human Resources (HR), Communications, and the Risk Analysis Unit is also administered under the Office of the Director. HR is responsible for processing all Personnel Transaction Records (PTR's) for the Division's approximately 3,000 employees and administers, develops and distributes personnel policy and advises all managers on personnel actions. Communication includes identifying and developing collaborative community partnerships, and continual efforts to improve division-wide communication with staff and customers. Communication is improved through the use of simple language and the ongoing redesign of FSD's webpages with new online technologies. The Risk Analysis Unit collects and evaluates statistical data for FSD programs, ensures that program performance measures are within defined federal minimum requirements, researches, develops, and monitors program tracking reports, and develops interactive reports for decision makers.

## **PROGRAM DESCRIPTION**

**Department: Social Services**

**HB Section: 11.065**

**Program Name: Family Support Administration**

**Program is found in the following core budget(s): Family Support Administration**

### **Income Maintenance (IM) Unit:**

The IM Unit is responsible for IM Program and Policy and IM Field Operations.

The Income Maintenance Program and Policy Unit is responsible for the development and dissemination of program policy in compliance with all applicable federal and state statutes, rules and regulations. The unit oversees customer relations as well as compliance and quality control functions for the IM Programs. Compliance combines quality control, corrective action plans, management evaluation, program integrity and currency review efforts. Customer Relations responds to program concerns of constituents, recipients, providers and other interested parties. This unit works closely with the IM field staff to ensure program compliance and consistent interpretation of policy guidance. Program and Policy staff provide on-going technical assistance to IM field staff, partners with stakeholders, community organizations and other state agencies to enable improved customer access and understanding of FSD programs and services. Program and Policy unit staff also work closely with federal agency partners to ensure programmatic compliance, including state plan development and amendments for all IM programs. Staff must also stay up to date on pertinent federal and state reports, pending federal and state legislation, program best practices, and business rules for development of new tools and systems, such as the Missouri Eligibility and Enrollment System (MEDES), Enterprise Content Management (ECM), web applications and the Missouri Pre-Eligibility Tool (MO PET). This unit also handles contract oversight and compliance and responds to fiscal notes. Program and Policy also provides training for all IM Family Support staff.

IM Field Operations is responsible for management and oversight of the IM field offices statewide and FSD's merit-staffed Call Center operation. These staff oversee IM County Managers for Income Maintenance programs. IM Field Operations directly interacts with field staff and provides support and direction. Please refer to the IM Field Staff and Operations Program Description for further explanation.

### **Child Support (CS) Unit:**

The CS unit is responsible for CS Program and Policy and CS Field Operations.

Program and Policy responsibilities include the policy direction of the Child Support program operating on a statewide basis. Other functions include automated system development and maintenance, and numerous legislative, legal, contracted, and federal liaison functions. FSD child support outreach initiatives include presentations, specialized case management, mentoring and a pilot project with the Department of Corrections aimed at decreasing recidivism due to child support issues. The unit oversees customer relations as well as compliance and quality control functions for the CS Program. Compliance combines quality control and state self-assessment. Customer Relations responds to program concerns of constituents, customers, and other interested parties. Program and Policy units include: Child Support Policy, Missouri Automated Child Support System (MACSS) and Financial Resolutions. Program and Policy also provides other training for all CS Family Support staff.

CS Field Operations is responsible for management and oversight of the field offices statewide. These staff oversee Office Managers for Child Support and directly interact with field staff to provide support and direction. Please refer to the Child Support Field Staff and Operations Program Description for further explanation.

## PROGRAM DESCRIPTION

**Department: Social Services**

**HB Section: 11.065**

**Program Name: Family Support Administration**

**Program is found in the following core budget(s): Family Support Administration**

**2. What is the authorization for this program, i.e., federal or state statute, etc.? (Include the federal program number, if applicable.)**

State Statute: RSMo. 207.010, 207.020; 45 CFR Chapter 111.

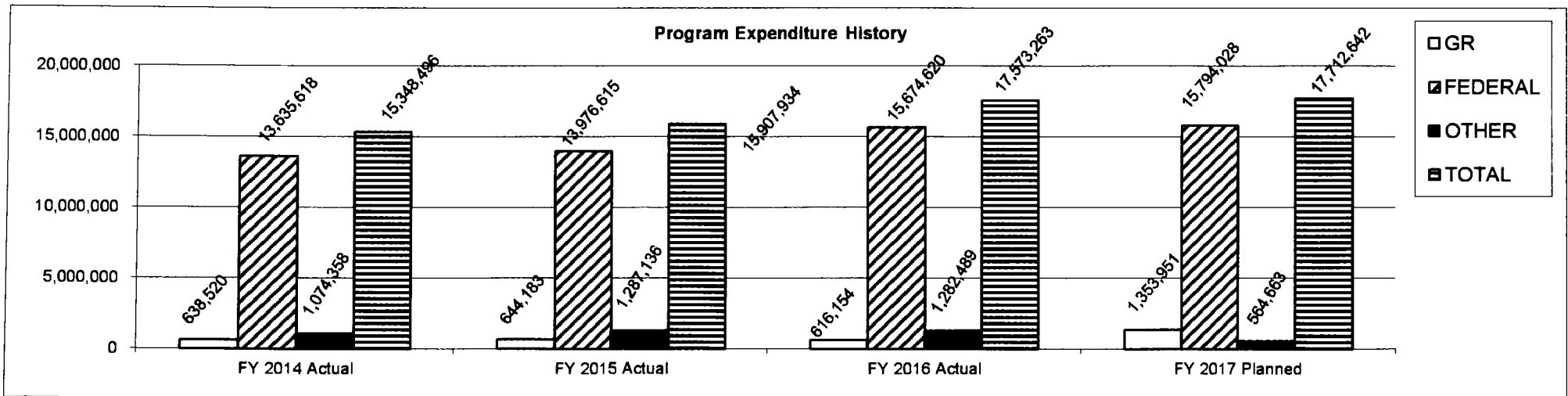
**3. Are there federal matching requirements? If yes, please explain.**

Family Support Administration federal fund reimbursement is based on the type of expenditure. Some expenditures are reimbursable at the Income Maintenance time study rate of around 47.49% federal (52.51% state match) or at the level as specified under federal law, such as Child Support IV-D (66% FF and 34% State) or Food Stamp Administration (50% FF and 50% state) if expenditures are allowable under the program. The time study rate is determined by polling a select number of Income Maintenance staff to determine the amount of time spent on particular programs. The time spent on each program and the earnings for these programs are used to determine a federal reimbursement rate. In addition, some administrative expenditures may be pooled with other department administrative expenditures to earn an indirect federal fund reimbursement rate or may be used as Maintenance of Effort (MOE) to earn the TANF block grant and Social Services Block Grant (SSBG).

**4. Is this a federally mandated program? If yes, please explain.**

Resources used to support federally mandated programs such as Food Stamps and MO HealthNet are considered federally mandated.

**5. Provide actual expenditures for the prior three fiscal years and planned expenditures for the current fiscal year.**



Planned FY 17 expenditures are net of reverted and reserve.

## PROGRAM DESCRIPTION

**Department: Social Services**

**HB Section: 11.065**

**Program Name: Family Support Administration**

**Program is found in the following core budget(s): Family Support Administration**

**6. What are the sources of the "Other " funds?**

Child Support Enforcement Collections (0169).

**7a. Provide an effectiveness measure.**

Administrative functions promote the overall effectiveness of all programs.

**7b. Provide an efficiency measure.**

Administrative functions promote the overall efficiency of all programs.

**7c. Provide the number of clients/individuals served, if applicable.**

Please refer to the individual programs for number of clients/individuals served.

**7d. Provide a customer satisfaction measure, if available.**

N/A



# CORE DECISION ITEM

Department: Social Services  
Division: Family Support  
Core: Income Maintenance Field Staff and Operations

Budget Unit: 90070C  
HB Section: 11.070

## 1. CORE FINANCIAL SUMMARY

FY 2018 Budget Request						FY 2018 Governor's Recommendation					
	GR	Federal	Other	Total	E		GR	Federal	Other	Total	E
PS	14,843,763	52,739,034	812,688	68,395,485		PS	14,843,763	52,739,034	812,688	68,395,485	
EE	3,195,646	10,656,698	27,917	13,880,261		EE	3,195,646	10,656,698	27,917	13,880,261	
PSD	12,228	48,115		60,343		PSD	12,228	48,115		60,343	
TRF						TRF					
Total	18,051,637	63,443,847	840,605	82,336,089		Total	18,051,637	63,443,847	840,605	82,336,089	
FTE	334.73	1,694.52	23.48	2,052.73		FTE	334.73	1,694.52	23.48	2,052.73	
Est. Fringe	7,502,744	31,864,868	463,896	39,831,508		Est. Fringe	7,502,744	31,864,868	463,896	39,831,508	
Note: Fringes budgeted in House Bill 5 except for certain fringes budgeted directly to MoDOT, Highway Patrol, and Conservation.						Note: Fringes budgeted in House Bill 5 except for certain fringes budgeted directly to MoDOT, Highway Patrol, and Conservation.					

Other Funds: Health Initiatives Fund (0275)

Other Funds: Health Initiatives Fund (0275)

## 2. CORE DESCRIPTION

This appropriation provides funding for personal services for direct-line staff including Family Support Eligibility Specialists, Correspondence and Information Specialists, and support staff to operate the Income Maintenance (IM) programs in each county in the state of Missouri. Funding also provides for expenses and equipment, and communication and technology costs for all Income Maintenance (IM) support and direct-line staff based in each of the 114 counties and the City of St. Louis. This appropriation funds FSD's merit-staffed Call Center operation.

## 3. PROGRAM LISTING (list programs included in this core funding)

Income Maintenance Field Staff Operations

# CORE DECISION ITEM

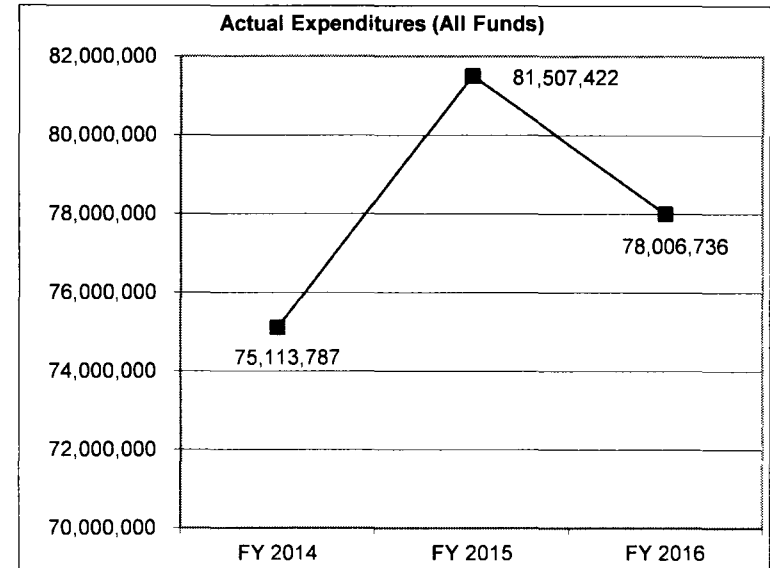
Department: Social Services  
Division: Family Support  
Core: Income Maintenance Field Staff and Operations

Budget Unit: 90070C

HB Section: 11.070

## 4. FINANCIAL HISTORY

	FY 2014 Actual	FY 2015 Actual	FY 2016 Actual	FY 2017 Current Yr.
Appropriation (All Funds)	82,498,062	81,909,965	80,994,999	82,336,089
Less Reverted (All Funds)	(590,288)	(388,509)	(557,558)	N/A
Less Restricted (All Funds)	0	0	0	N/A
Budget Authority (All Funds)	81,907,774	81,521,456	80,437,441	N/A
Actual Expenditures (All Funds)	75,113,787	81,507,422	78,006,736	N/A
Unexpended (All Funds)	6,793,987	14,034	2,430,705	N/A
Unexpended, by Fund:				
General Revenue	0	1,917	0	N/A
Federal	6,143,935	6,528	2,429,389	N/A
Other	650,052	5,589	1,316	N/A
	(1)	(2)	(3)	



Reverted includes the statutory three percent reserve (when applicable).

Restricted includes any Governor's Expenditure Restriction (when applicable).

### NOTES:

(1) In FY 2014, there were core reductions of TANF Drug Testing one time costs of \$161,920; \$3,000,000 PS excess federal authority; \$310,438 in PS and \$27,715 in E&E travel. There was also a transfer in of \$951,154 (\$216,863 GR, \$734,291 FF) for fringe savings and a reduction 60 FTE for FSD's Technology Reinvestment. Federal fund reserve of \$6.1 million for authority in excess of cash and \$596,635 CSEC fund empty authority. There was a pay plan increase CTC of \$63,722 (\$15,005 GR, \$47,740 FF, \$977 Other) and COLA of \$572,205 (\$95,794 GR, \$470,520 FF, \$5,891 Other).

(2) In FY 2015, there was a core reduction of \$596,635 and 48.28 FTE due to excess CSEC fund empty authority. There was also a core reduction of 170 FTE and \$4.5m transferring \$3.6m to IM Field for FSD's Technology Reinvestment and \$872,577 to the Eligibility & Enrollment System. There was a pay plan CTC of \$572,205 (\$95,794 GR, \$470,520 FF, \$5,891 Other) and COLA of \$308,910 (\$69,918 GR, \$235,367 FF, \$3,625 Other).

(3) In FY 2016, there was a vacancy reduction of 6 FTE and \$209,664 (\$46,128 GR, \$161,442 FF and \$2,094 CSEC). There was also a core reduction of \$56,797 for statewide dues and the office of community engagement. There was a further GR reduction of \$1,013,578 (\$808,821 PS and \$204,757 E&E/PSD). There was an agency reserve of \$2,340,000 Federal Funds.

## CORE RECONCILIATION DETAIL

### DEPARTMENT OF SOCIAL SERVICES IM FIELD STAFF/OPS

#### 5. CORE RECONCILIATION DETAIL

				Budget Class	FTE	GR	Federal	Other	Total	Explanation
<b>TAFP AFTER VETOES</b>										
				PS	2,052.73	14,843,763	52,739,034	812,688	68,395,485	
				EE	0.00	3,205,488	10,694,260	27,917	13,927,665	
				PD	0.00	2,386	10,553	0	12,939	
				<b>Total</b>	<b>2,052.73</b>	<b>18,051,637</b>	<b>63,443,847</b>	<b>840,605</b>	<b>82,336,089</b>	
<b>DEPARTMENT CORE ADJUSTMENTS</b>										
Core Reallocation	509 6287	PS	(0.00)		0	0	0	0	0	
Core Reallocation	509 6285	PS	(0.00)		0	0	0	0	(0)	
Core Reallocation	509 6280	PS	(0.00)		0	0	0	0	(0)	
Core Reallocation	509 6282	PS	0.00		0	0	0	0	0	
Core Reallocation	518 6283	EE	0.00		0	5,331	0	5,331	5,331	Core reallocation will more closely align with planned expenditures.
Core Reallocation	518 6286	EE	0.00		0	(42,893)	0	(42,893)	(42,893)	Core reallocation will more closely align with planned expenditures.
Core Reallocation	518 6281	EE	0.00		(9,842)	0	0	(9,842)	(9,842)	Core reallocation will more closely align with planned expenditures.
Core Reallocation	518 6286	PD	0.00		0	42,893	0	42,893	42,893	Core reallocation will more closely align with planned expenditures.
Core Reallocation	518 6283	PD	0.00		0	(5,331)	0	(5,331)	(5,331)	Core reallocation will more closely align with planned expenditures.
Core Reallocation	518 6281	PD	0.00		9,842	0	0	9,842	9,842	Core reallocation will more closely align with planned expenditures.
<b>NET DEPARTMENT CHANGES</b>					<b>(0.00)</b>	<b>0</b>	<b>0</b>	<b>0</b>	<b>(0)</b>	



---

**CORE RECONCILIATION DETAIL**

---

**DEPARTMENT OF SOCIAL SERVICES  
IM FIELD STAFF/OPS**

---

**5. CORE RECONCILIATION DETAIL**

---

	<b>Budget Class</b>	<b>FTE</b>	<b>GR</b>	<b>Federal</b>	<b>Other</b>	<b>Total</b>	<b>Explanation</b>
<hr/>							
<b>DEPARTMENT CORE REQUEST</b>							
	PS	2,052.73	14,843,763	52,739,034	812,688	68,395,485	
	EE	0.00	3,195,646	10,656,698	27,917	13,880,261	
	PD	0.00	12,228	48,115	0	60,343	
	<b>Total</b>	<b>2,052.73</b>	<b>18,051,637</b>	<b>63,443,847</b>	<b>840,605</b>	<b>82,336,089</b>	
<hr/>							
<b>GOVERNOR'S RECOMMENDED CORE</b>							
	PS	2,052.73	14,843,763	52,739,034	812,688	68,395,485	
	EE	0.00	3,195,646	10,656,698	27,917	13,880,261	
	PD	0.00	12,228	48,115	0	60,343	
	<b>Total</b>	<b>2,052.73</b>	<b>18,051,637</b>	<b>63,443,847</b>	<b>840,605</b>	<b>82,336,089</b>	
<hr/>							

## DECISION ITEM SUMMARY

Budget Unit								
Decision Item	FY 2016	FY 2016	FY 2017	FY 2017	FY 2018	FY 2018	FY 2018	FY 2018
Budget Object Summary	ACTUAL	ACTUAL	BUDGET	BUDGET	DEPT REQ	DEPT REQ	GOV REC	GOV REC
Fund	DOLLAR	FTE	DOLLAR	FTE	DOLLAR	FTE	DOLLAR	FTE
<b>IM FIELD STAFF/OPS</b>								
<b>CORE</b>								
PERSONAL SERVICES								
GENERAL REVENUE	14,116,175	445.98	14,843,763	334.73	14,843,763	334.73	14,843,763	334.73
TEMP ASSIST NEEDY FAM FEDERAL	18,807,670	592.32	20,002,064	724.98	20,002,064	724.98	20,002,064	724.98
DEPT OF SOC SERV FEDERAL & OTH	30,547,914	965.13	32,736,970	969.54	32,736,970	969.54	32,736,970	969.54
HEALTH INITIATIVES	771,535	24.48	812,688	23.48	812,688	23.48	812,688	23.48
TOTAL - PS	64,243,294	2,027.91	68,395,485	2,052.73	68,395,485	2,052.73	68,395,485	2,052.73
EXPENSE & EQUIPMENT								
GENERAL REVENUE	3,099,411	0.00	3,205,488	0.00	3,195,646	0.00	3,195,646	0.00
TEMP ASSIST NEEDY FAM FEDERAL	2,653,819	0.00	2,648,672	0.00	2,654,003	0.00	2,654,003	0.00
DEPT OF SOC SERV FEDERAL & OTH	7,924,784	0.00	8,045,588	0.00	8,002,695	0.00	8,002,695	0.00
HEALTH INITIATIVES	27,079	0.00	27,917	0.00	27,917	0.00	27,917	0.00
TOTAL - EE	13,705,093	0.00	13,927,665	0.00	13,880,261	0.00	13,880,261	0.00
PROGRAM-SPECIFIC								
GENERAL REVENUE	12,228	0.00	2,386	0.00	12,228	0.00	12,228	0.00
TEMP ASSIST NEEDY FAM FEDERAL	0	0.00	5,510	0.00	179	0.00	179	0.00
DEPT OF SOC SERV FEDERAL & OTH	46,121	0.00	5,043	0.00	47,936	0.00	47,936	0.00
TOTAL - PD	58,349	0.00	12,939	0.00	60,343	0.00	60,343	0.00
<b>TOTAL</b>	<b>78,006,736</b>	<b>2,027.91</b>	<b>82,336,089</b>	<b>2,052.73</b>	<b>82,336,089</b>	<b>2,052.73</b>	<b>82,336,089</b>	<b>2,052.73</b>
<b>Federal Overtime Change - 0000016</b>								
PERSONAL SERVICES								
GENERAL REVENUE	0	0.00	0	0.00	40,237	0.00	0	0.00
DEPT OF SOC SERV FEDERAL & OTH	0	0.00	0	0.00	21,667	0.00	0	0.00
TOTAL - PS	0	0.00	0	0.00	61,904	0.00	0	0.00
<b>TOTAL</b>	<b>0</b>	<b>0.00</b>	<b>0</b>	<b>0.00</b>	<b>61,904</b>	<b>0.00</b>	<b>0</b>	<b>0.00</b>
<b>GRAND TOTAL</b>	<b>\$78,006,736</b>	<b>2,027.91</b>	<b>\$82,336,089</b>	<b>2,052.73</b>	<b>\$82,397,993</b>	<b>2,052.73</b>	<b>\$82,336,089</b>	<b>2,052.73</b>

2/7/17 8:12

im\_disummary

## FLEXIBILITY REQUEST FORM

<b>BUDGET UNIT NUMBER:</b> 90070C <b>BUDGET UNIT NAME:</b> IM Field Staff/Ops <b>HOUSE BILL SECTION:</b> 11.070	<b>DEPARTMENT:</b> Department of Social Services <b>DIVISION:</b> Family Support
---	---

**1. Provide the amount by fund of personal service flexibility and the amount by fund of expense and equipment flexibility you are requesting in dollar and percentage terms and explain why the flexibility is needed. If flexibility is being requested among divisions, provide the amount by fund of flexibility you are requesting in dollar and percentage terms and explain why the flexibility is needed.**

### Governor's Recommendation

	PS or E&E	Core	% Flex Requested	Flex Request Amount
	PS	\$68,395,485	25%	\$17,098,871
	E&E	\$13,940,604	25%	\$3,485,151
Total		\$82,336,089	25%	\$20,584,022

Not more than twenty-five percent (25%) flexibility is requested between divisions within the department, and not more than ten percent (10%) flexibility is allowed to reallocate personal service and expense and equipment between executive branch departments, providing that the total FTE for the state does not increase.

**2. Estimate how much flexibility will be used for the budget year. How much flexibility was used in the Prior Year Budget and the Current Year Budget? Please specify the amount.**

PRIOR YEAR ACTUAL AMOUNT OF FLEXIBILITY USED	CURRENT YEAR ESTIMATED AMOUNT OF FLEXIBILITY THAT WILL BE USED	BUDGET REQUEST ESTIMATED AMOUNT OF FLEXIBILITY THAT WILL BE USED
None.	None	25% Flexibility is being requested for FY 18.

**3. Please explain how flexibility was used in the prior and/or current years.**

PRIOR YEAR EXPLAIN ACTUAL USE	CURRENT YEAR EXPLAIN PLANNED USE
N/A	None.

# DECISION ITEM DETAIL

Budget Unit	FY 2016	FY 2016	FY 2017	FY 2017	FY 2018	FY 2018	FY 2018	FY 2018
Decision Item	ACTUAL	ACTUAL	BUDGET	BUDGET	DEPT REQ	DEPT REQ	GOV REC	GOV REC
Budget Object Class	DOLLAR	FTE	DOLLAR	FTE	DOLLAR	FTE	DOLLAR	FTE
<b>IM FIELD STAFF/OPS</b>								
<b>CORE</b>								
ADMIN OFFICE SUPPORT ASSISTANT	355,510	11.64	312,696	10.00	342,781	11.00	342,781	11.00
OFFICE SUPPORT ASST (STENO)	58,028	2.03	50,363	2.00	58,556	2.00	58,556	2.00
OFFICE SUPPORT ASSISTANT	3,546,103	146.78	3,773,999	148.00	3,618,583	146.99	3,618,583	146.99
SR OFFICE SUPPORT ASSISTANT	1,448,509	54.03	1,340,243	44.21	1,438,885	52.81	1,438,885	52.81
CLERICAL SERVICES SPV FS	32,628	0.99	33,480	1.00	33,280	1.00	33,280	1.00
ACCOUNTANT I	23,238	0.75	24,744	0.83	24,745	0.83	24,745	0.83
TRAINING TECH I	52,190	1.46	0	0.00	0	0.00	0	0.00
TRAINING TECH II	89,696	2.10	88,421	1.96	41,187	0.99	41,187	0.99
EXECUTIVE I	6,331	0.21	23,939	0.83	0	0.00	0	0.00
ADMINISTRATIVE ANAL I	43,141	1.37	60,661	2.00	60,661	2.00	60,661	2.00
ADMINISTRATIVE ANAL II	32,582	0.83	0	0.00	0	0.00	0	0.00
CASE ANALYST	855,551	25.54	987,814	25.00	872,662	25.54	872,662	25.54
FAMILY SUPPORT ELIGIBILITY SPC	41,282,746	1,345.61	45,368,331	1,432.99	45,287,191	1,376.65	45,287,191	1,376.65
FAMILY SUPPORT ELIGIBILITY SPV	6,024,343	166.76	5,654,201	165.06	6,128,748	166.62	6,128,748	166.62
FAMILY SUPPORT ELIGBLTY PRG MG	260,528	6.35	250,528	6.00	250,529	6.00	250,529	6.00
PROGRAM DEVELOPMENT SPEC	835,698	20.37	897,599	20.00	923,657	22.00	923,657	22.00
CORRESPONDENCE & INFO SPEC I	6,043,768	170.12	6,362,488	128.01	6,193,369	171.00	6,193,369	171.00
CORRESPONDENCE & INFO SPEC II	164,891	3.96	129,676	2.99	169,500	4.00	169,500	4.00
MEDICAID CLERK	237	0.01	0	0.00	0	0.00	0	0.00
MOTOR VEHICLE DRIVER	12,516	0.50	12,850	0.50	19,991	0.83	19,991	0.83
FISCAL & ADMINISTRATIVE MGR B1	13,868	0.29	0	0.00	0	0.00	0	0.00
FISCAL & ADMINISTRATIVE MGR B2	17,273	0.29	0	0.00	0	0.00	0	0.00
SOCIAL SERVICES MGR, BAND 1	2,517,217	55.92	2,540,821	52.83	2,412,398	53.00	2,412,398	53.00
SOCIAL SERVICES MNGR, BAND 2	310,740	5.00	316,955	5.00	316,954	5.00	316,954	5.00
DIVISION DIRECTOR	1,554	0.02	0	0.00	0	0.00	0	0.00
LEGAL COUNSEL	116,581	2.40	95,244	2.00	131,579	2.99	131,579	2.99
CLERK	9,865	0.49	409	0.02	205	0.00	205	0.00
CONSULTING PHYSICIAN	20,307	0.45	23,121	0.49	23,121	0.49	23,121	0.49
SPECIAL ASST PROFESSIONAL	62,155	1.53	46,902	1.01	46,903	0.99	46,903	0.99
SPECIAL ASST OFFICE & CLERICAL	5,500	0.11	0	0.00	0	0.00	0	0.00
<b>TOTAL - PS</b>	<b>64,243,294</b>	<b>2,027.91</b>	<b>68,395,485</b>	<b>2,052.73</b>	<b>68,395,485</b>	<b>2,052.73</b>	<b>68,395,485</b>	<b>2,052.73</b>
TRAVEL, IN-STATE	180,867	0.00	191,054	0.00	180,867	0.00	180,867	0.00

# DECISION ITEM DETAIL

Budget Unit	FY 2016	FY 2016	FY 2017	FY 2017	FY 2018	FY 2018	FY 2018	FY 2018
Decision Item	ACTUAL	ACTUAL	BUDGET	BUDGET	DEPT REQ	DEPT REQ	GOV REC	GOV REC
Budget Object Class	DOLLAR	FTE	DOLLAR	FTE	DOLLAR	FTE	DOLLAR	FTE
<b>IM FIELD STAFF/OPS</b>								
<b>CORE</b>								
TRAVEL, OUT-OF-STATE	16,968	0.00	0	0.00	0	0.00	0	0.00
FUEL & UTILITIES	0	0.00	2,276	0.00	2,100	0.00	2,100	0.00
SUPPLIES	1,231,491	0.00	2,175,772	0.00	2,469,797	0.00	2,469,797	0.00
PROFESSIONAL DEVELOPMENT	138,284	0.00	4,675	0.00	138,334	0.00	138,334	0.00
COMMUNICATION SERV & SUPP	2,756,697	0.00	2,876,774	0.00	2,756,697	0.00	2,756,697	0.00
PROFESSIONAL SERVICES	7,177,324	0.00	6,895,063	0.00	7,178,162	0.00	7,178,162	0.00
HOUSEKEEPING & JANITORIAL SERV	285	0.00	10,075	0.00	285	0.00	285	0.00
M&R SERVICES	163,348	0.00	299,203	0.00	163,348	0.00	163,348	0.00
COMPUTER EQUIPMENT	557,646	0.00	0	0.00	0	0.00	0	0.00
MOTORIZED EQUIPMENT	0	0.00	41,602	0.00	0	0.00	0	0.00
OFFICE EQUIPMENT	153,268	0.00	350,412	0.00	153,268	0.00	153,268	0.00
OTHER EQUIPMENT	670,368	0.00	973,152	0.00	670,368	0.00	670,368	0.00
PROPERTY & IMPROVEMENTS	15,969	0.00	2,486	0.00	15,969	0.00	15,969	0.00
BUILDING LEASE PAYMENTS	104,121	0.00	55,101	0.00	104,121	0.00	104,121	0.00
EQUIPMENT RENTALS & LEASES	24,338	0.00	27,393	0.00	24,338	0.00	24,338	0.00
MISCELLANEOUS EXPENSES	514,119	0.00	22,627	0.00	22,607	0.00	22,607	0.00
<b>TOTAL - EE</b>	<b>13,705,093</b>	<b>0.00</b>	<b>13,927,665</b>	<b>0.00</b>	<b>13,880,261</b>	<b>0.00</b>	<b>13,880,261</b>	<b>0.00</b>
PROGRAM DISTRIBUTIONS	0	0.00	1,894	0.00	1,894	0.00	1,894	0.00
DEBT SERVICE	58,349	0.00	11,045	0.00	58,449	0.00	58,449	0.00
<b>TOTAL - PD</b>	<b>58,349</b>	<b>0.00</b>	<b>12,939</b>	<b>0.00</b>	<b>60,343</b>	<b>0.00</b>	<b>60,343</b>	<b>0.00</b>
<b>GRAND TOTAL</b>	<b>\$78,006,736</b>	<b>2,027.91</b>	<b>\$82,336,089</b>	<b>2,052.73</b>	<b>\$82,336,089</b>	<b>2,052.73</b>	<b>\$82,336,089</b>	<b>2,052.73</b>
GENERAL REVENUE	\$17,227,814	445.98	\$18,051,637	334.73	\$18,051,637	334.73	\$18,051,637	334.73
FEDERAL FUNDS	\$59,980,308	1,557.45	\$63,443,847	1,694.52	\$63,443,847	1,694.52	\$63,443,847	1,694.52
OTHER FUNDS	\$798,614	24.48	\$840,605	23.48	\$840,605	23.48	\$840,605	23.48

## PROGRAM DESCRIPTION

**Department: Social Services**

**HB Section:**

**11.070**

**Program Name: Income Maintenance Field Staff and Operations**

**Program is found in the following core budget(s): Income Maintenance Field Staff and Operations**

### 1. What does this program do?

This program provides funding for direct-line staff and support staff to operate the Income Maintenance programs. Field staff include Eligibility Specialists, Correspondence and Information Specialists, supervisors, managers and clerical. The overall objectives of field staff are to ensure eligibility through timely and accurate determinations and reinvestigations, document and monitor benefit amounts, refer recipients for employment and training and partner with stakeholders and providers to enhance access to programs and services.

The Family Support Division continues to improve customer service outcomes and program performance and efficiencies. Processing Centers were established across the state where staff work is focused on eligibility determination/redetermination activities. The Division established Resource Centers throughout the state, both in rural and urban areas, to ensure improved customer access to services. Public use computers were installed in Resource Centers and local offices to increase customer access to online tools. Customers can access these new online tools at myDSS.mo.gov at their convenience to check if they may be eligible for benefits, check the status of any pending application for benefits, and report changes online. Customers can submit applications for benefits electronically for all IM Programs streamlining the application process. This saves staff time and increase responsiveness to customers. Customers will also have the ability to upload verification documents, such as verification of citizenship status and income, when they submit their online applications or can upload after submitting the online application at their convenience. As more customers submit their application for benefits online, there will be fewer paper applications to process, saving staff time and money, and processing timeliness will improve for all IM Programs.

The FSD received a technology grant from FNS for \$955,035 in September 2016. This grant will enable FSD to improve customer service to clients. The online tools will be updated to be mobile adaptable so customers can use their smartphones to apply for or check status of applications.

The Family Support Division previously utilized a contracted call center to manage customer inquiries regarding income maintenance cases. Effective January 1, 2016, the Division brought all income maintenance call center operations in-house. This has resulted in the ability to offer higher quality, more effective customer service provided by merit staff who have the knowledge, training and authorization to assist customers with far greater efficiency. Additionally, the FSD continues to develop and implement a more robust Interactive Voice Response (IVR) system which will provide greater access to self-service options, thus increasing customer satisfaction. Reallocating staff to the call center and developing new approaches to training allows the FSD to more adequately handle customers' demands. Furthermore, the development of the Outbound Call Team, who will utilize predictive dialer technology, supports the call center operation by contacting customers who need to take action prior to them contacting the FSD. This preemptive outreach will ensure timely processing and overall customer satisfaction while decreasing incoming calls to the call center. The FSD's new call center operation provides more consistent service and less confusion for the customer by establishing one dependable delivery mechanism where all customer needs are handled by merit staff.

Missouri continues to implement a new eligibility and enrollment system for Income Maintenance (IM) programs called the Missouri Eligibility and Enrollment System (MEDES) along with the Enterprise Content Management (ECM) system. MEDES will allow for streamlined workflows and business processes.

In 2016 and 2017, MEDES continues to improve, with the addition of new functionality in processing applicant reported changes in circumstance. MEDES users have reported improved usability, accuracy and efficiency in the system. The Department is poised to complete functionality related to family Medicaid programs by the end of June, 2017, with several planned releases and an upgrade in the Curam software.

## PROGRAM DESCRIPTION

**Department: Social Services**

**HB Section:**

**11.070**

**Program Name: Income Maintenance Field Staff and Operations**

**Program is found in the following core budget(s): Income Maintenance Field Staff and Operations**

The ECM system will capture, manage, preserve and deliver content and documents related to public assistance eligibility and enrollment processes. The ECM will continue to create efficiencies that allow FSD workers to process applications and perform casework activities statewide regardless of their physical location. It enables electronic file storage which will eventually eliminate the need to maintain paper files.

**2. What is the authorization for this program, i.e., federal or state statute, etc.? (Include the federal program number, if applicable.)**

State Statute: RSMo. 207.010, 207.020, 208.400

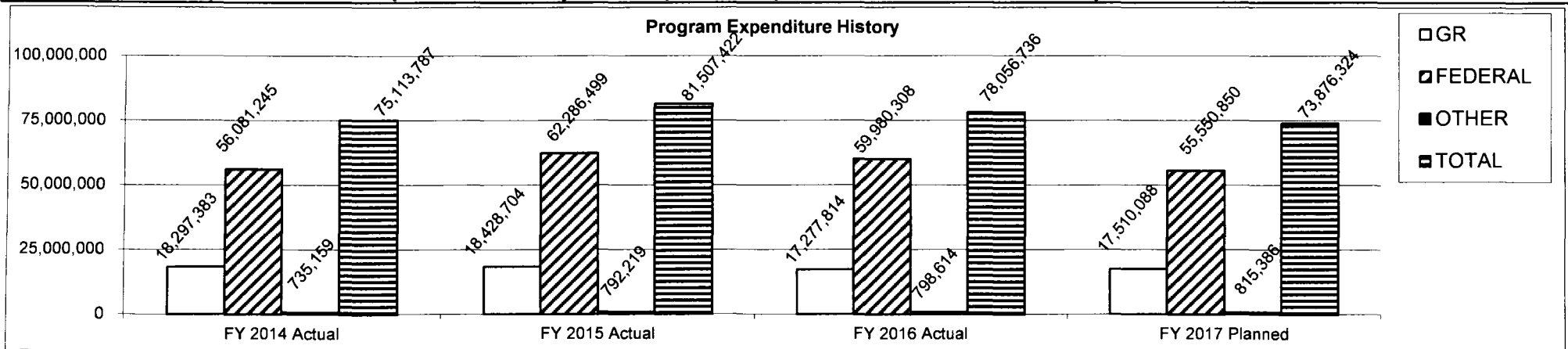
**3. Are there federal matching requirements? If yes, please explain.**

IM Field Staff and Operations expenditures are reimbursable at the Income Maintenance time study rate of around 47.49% federal (52.51% state match) or at the level as specified under a specific grant such as MO HealthNet Administration (50% FF and 50% State) or Food Stamp Administration (50% FF and 50% State) if expenditures are reimbursable under the particular grant. The time study rate is determined by polling a select number of Income Maintenance staff. In addition, some expenditures may be used as Maintenance of Effort (MOE) to earn the TANF block grant and Social Services Block Grant (SSBG).

**4. Is this a federally mandated program? If yes, please explain.**

Resources used to support federal mandated programs such as Food Stamps and MO HealthNet would be considered federally mandated.

**5. Provide actual expenditures for the prior three fiscal years and planned expenditures for the current fiscal year.**



Planned FY 2017 expenditures are net of reverted and reserve.

## PROGRAM DESCRIPTION

**Department:** Social Services

**HB Section:**

**11.070**

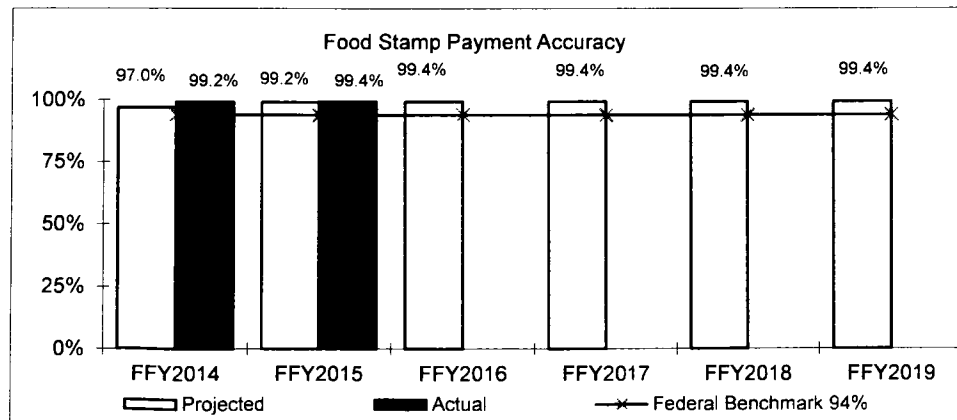
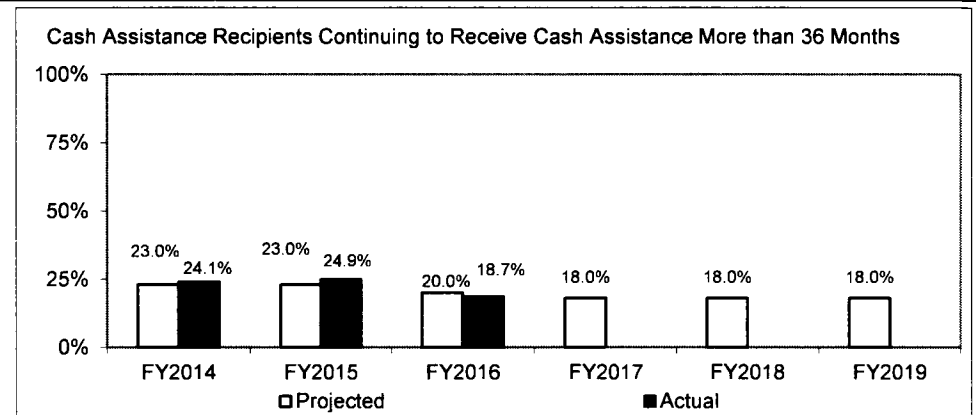
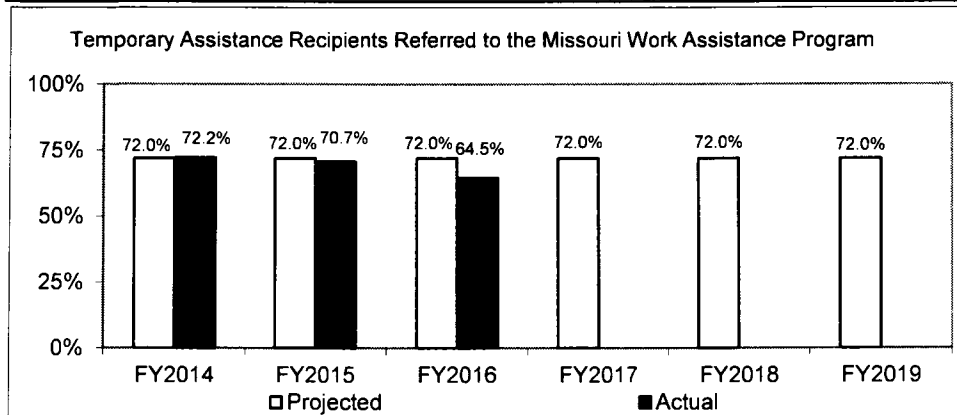
**Program Name:** Income Maintenance Field Staff and Operations

**Program is found in the following core budget(s):** Income Maintenance Field Staff and Operations

### 6. What are the sources of the "Other " funds?

Health Initiatives Fund (0275)

### 7a. Provide an effectiveness measure.



FFY 2016 will be available June, 2017



**PROGRAM DESCRIPTION**

Department: Social Services

HB Section: 11.070

Program Name: Income Maintenance Field Staff and Operations

Program is found in the following core budget(s): Income Maintenance Field Staff and Operations

**7b. Provide an efficiency measure.**

N/A

**7c. Provide the number of clients/individuals served, if applicable.**

**Families Served:**

**Average Monthly Total Number of Temporary Assistance Cases**

Year	Projected	Actual
SFY 14	41,000	35,271
SFY 15	32,200	31,053
SFY 16	26,500	23,815
SFY 17	14,500	
SFY 18	14,500	
SFY 19	14,500	

Note: Amounts include Transitional Cases

**Households Served:**

**Average Monthly Number of Food Stamp Cases**

Year	Projected	Actual
SFY14	445,000	413,571
SFY15	405,000	396,557
SFY 16	395,000	389,241
SFY 17	355,000	
SFY 18	355,000	
SFY 19	355,000	

**Average Number of Children Receiving Child Care Per Month**

Year	Projected	Actual
SFY14	42,000	36,038
SFY15	36,000	33,612
SFY 16	36,000	36,354
SFY 17	36,354	
SFY 18	36,354	
SFY 19	36,354	

**7d. Provide a customer satisfaction measure, if available.**

N/A



# **CORE DECISION ITEM**

Department: Social Services  
Division: Family Support  
Core: Family Support Staff Training

Budget Unit: 90075C  
HB Section: 11.075

## **1. CORE FINANCIAL SUMMARY**

FY 2018 Budget Request						FY 2018 Governor's Recommendation					
	GR	Federal	Other	Total	E		GR	Federal	Other	Total	E
PS						PS					
EE	113,693	133,974		247,667		EE	113,693	133,974		247,667	
PSD						PSD					
TRF						TRF					
<b>Total</b>	<b>113,693</b>	<b>133,974</b>		<b>247,667</b>		<b>Total</b>	<b>113,693</b>	<b>133,974</b>		<b>247,667</b>	
FTE				0.00		FTE				0.00	

<b>Est. Fringe</b>	0	0	0	0
--------------------	---	---	---	---

*Note: Fringes budgeted in House Bill 5 except for certain fringes budgeted directly to MoDOT, Highway Patrol, and Conservation.*

<b>Est. Fringe</b>	0	0	0	0
--------------------	---	---	---	---

*Note: Fringes budgeted in House Bill 5 except for certain fringes budgeted directly to MoDOT, Highway Patrol, and Conservation.*

Other Funds:

Other Funds:

## **2. CORE DESCRIPTION**

This appropriation provides staff training for all levels of Family Support Division (FSD) staff and community stakeholders and partners.

## **3. PROGRAM LISTING (list programs included in this core funding)**

Family Support Staff Training

# **CORE DECISION ITEM**

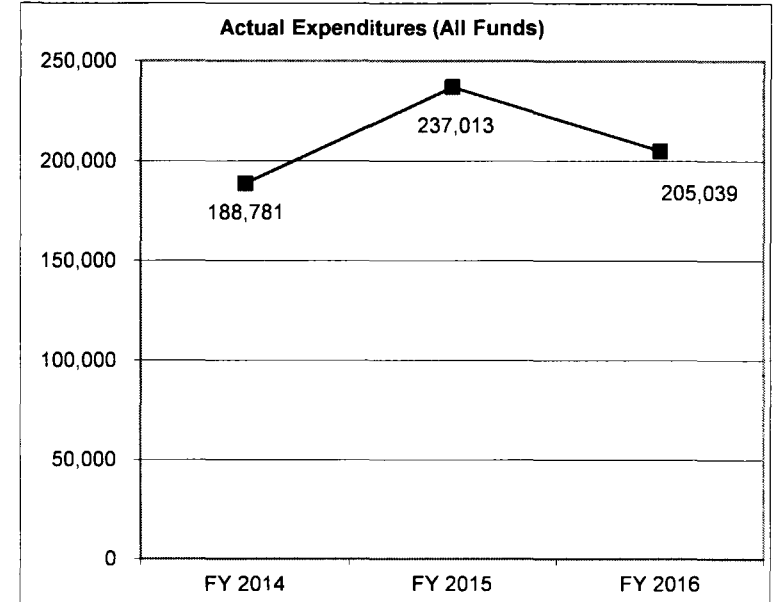
**Department: Social Services**  
**Division: Family Support**  
**Core: Family Support Staff Training**

**Budget Unit: 90075C**

**HB Section: 11.075**

## **4. FINANCIAL HISTORY**

	<b>FY 2014 Actual</b>	<b>FY 2015 Actual</b>	<b>FY 2016 Actual</b>	<b>FY 2017 Current Yr.</b>
Appropriation (All Funds)	254,924	254,924	247,667	247,667
Less Reverted (All Funds)	(3,629)	(3,629)	(3,411)	N/A
Less Restricted (All Funds)	0	0	0	N/A
Budget Authority (All Funds)	251,295	251,295	244,256	N/A
Actual Expenditures (All Funds)	188,781	237,013	205,039	N/A
Unexpended (All Funds)	62,514	14,282	39,217	N/A
Unexpended, by Fund:				
General Revenue	0	0	0	N/A
Federal	62,514	14,282	39,217	N/A
Other	0	0	0	N/A
	<b>(1)</b>		<b>(2)</b>	



Reverted includes the statutory three- percent reserve (when applicable).  
 Restricted includes any Governor's Expenditure Restriction (when applicable).

### **NOTES:**

**(1)** In FY2014, there was a core reduction of \$27,475.

**(2)** In FY2016, there was a core reduction of \$7,257. There was a federal reserve of \$7,043.

---

**CORE RECONCILIATION DETAIL**

---

**DEPARTMENT OF SOCIAL SERVICES  
FAMILY SUPPORT STAFF TRAINING**

---

**5. CORE RECONCILIATION DETAIL**

---

	<b>Budget Class</b>	<b>FTE</b>	<b>GR</b>	<b>Federal</b>	<b>Other</b>	<b>Total</b>	<b>Explanation</b>
<hr/>							
<b>TAFP AFTER VETOES</b>	EE	0.00	113,693	133,974	0	247,667	
	<b>Total</b>	<b>0.00</b>	<b>113,693</b>	<b>133,974</b>	<b>0</b>	<b>247,667</b>	
<hr/>							
<b>DEPARTMENT CORE REQUEST</b>	EE	0.00	113,693	133,974	0	247,667	
	<b>Total</b>	<b>0.00</b>	<b>113,693</b>	<b>133,974</b>	<b>0</b>	<b>247,667</b>	
<hr/>							
<b>GOVERNOR'S RECOMMENDED CORE</b>	EE	0.00	113,693	133,974	0	247,667	
	<b>Total</b>	<b>0.00</b>	<b>113,693</b>	<b>133,974</b>	<b>0</b>	<b>247,667</b>	
<hr/>							

## DECISION ITEM SUMMARY

Budget Unit									
Decision Item	FY 2016	FY 2016	FY 2017	FY 2017	FY 2018	FY 2018	FY 2018	FY 2018	
Budget Object Summary	ACTUAL	ACTUAL	BUDGET	BUDGET	DEPT REQ	DEPT REQ	GOV REC	GOV REC	
Fund	DOLLAR	FTE	DOLLAR	FTE	DOLLAR	FTE	DOLLAR	FTE	
<b>FAMILY SUPPORT STAFF TRAINING</b>									
<b>CORE</b>									
EXPENSE & EQUIPMENT									
GENERAL REVENUE	110,283	0.00	113,693	0.00	113,693	0.00	113,693	0.00	
DEPT OF SOC SERV FEDERAL & OTH	94,756	0.00	133,974	0.00	133,974	0.00	133,974	0.00	
TOTAL - EE	205,039	0.00	247,667	0.00	247,667	0.00	247,667	0.00	
<b>TOTAL</b>	<b>205,039</b>	<b>0.00</b>	<b>247,667</b>	<b>0.00</b>	<b>247,667</b>	<b>0.00</b>	<b>247,667</b>	<b>0.00</b>	
<b>GRAND TOTAL</b>	<b>\$205,039</b>	<b>0.00</b>	<b>\$247,667</b>	<b>0.00</b>	<b>\$247,667</b>	<b>0.00</b>	<b>\$247,667</b>	<b>0.00</b>	

# DECISION ITEM DETAIL

Budget Unit	FY 2016	FY 2016	FY 2017	FY 2017	FY 2018	FY 2018	FY 2018	FY 2018
Decision Item	ACTUAL	ACTUAL	BUDGET	BUDGET	DEPT REQ	DEPT REQ	GOV REC	GOV REC
Budget Object Class	DOLLAR	FTE	DOLLAR	FTE	DOLLAR	FTE	DOLLAR	FTE
<b>FAMILY SUPPORT STAFF TRAINING</b>								
<b>CORE</b>								
TRAVEL, IN-STATE	177,582	0.00	154,461	0.00	177,582	0.00	177,582	0.00
SUPPLIES	121	0.00	4,598	0.00	121	0.00	121	0.00
PROFESSIONAL DEVELOPMENT	4,000	0.00	380	0.00	4,000	0.00	4,000	0.00
COMMUNICATION SERV & SUPP	0	0.00	120	0.00	0	0.00	0	0.00
PROFESSIONAL SERVICES	16,994	0.00	86,306	0.00	59,325	0.00	59,325	0.00
M&R SERVICES	8	0.00	80	0.00	80	0.00	80	0.00
OFFICE EQUIPMENT	5,504	0.00	80	0.00	5,554	0.00	5,554	0.00
BUILDING LEASE PAYMENTS	815	0.00	1,452	0.00	815	0.00	815	0.00
EQUIPMENT RENTALS & LEASES	15	0.00	110	0.00	110	0.00	110	0.00
MISCELLANEOUS EXPENSES	0	0.00	80	0.00	80	0.00	80	0.00
<b>TOTAL - EE</b>	<b>205,039</b>	<b>0.00</b>	<b>247,667</b>	<b>0.00</b>	<b>247,667</b>	<b>0.00</b>	<b>247,667</b>	<b>0.00</b>
<b>GRAND TOTAL</b>	<b>\$205,039</b>	<b>0.00</b>	<b>\$247,667</b>	<b>0.00</b>	<b>\$247,667</b>	<b>0.00</b>	<b>\$247,667</b>	<b>0.00</b>
<b>GENERAL REVENUE</b>	<b>\$110,283</b>	<b>0.00</b>	<b>\$113,693</b>	<b>0.00</b>	<b>\$113,693</b>	<b>0.00</b>	<b>\$113,693</b>	<b>0.00</b>
<b>FEDERAL FUNDS</b>	<b>\$94,756</b>	<b>0.00</b>	<b>\$133,974</b>	<b>0.00</b>	<b>\$133,974</b>	<b>0.00</b>	<b>\$133,974</b>	<b>0.00</b>
<b>OTHER FUNDS</b>	<b>\$0</b>	<b>0.00</b>	<b>\$0</b>	<b>0.00</b>	<b>\$0</b>	<b>0.00</b>	<b>\$0</b>	<b>0.00</b>

## PROGRAM DESCRIPTION

**Department: Social Services**

**HB Section: 11.075**

**Program Name: Family Support Staff Training**

**Program is found in the following core budget(s): Family Support Staff Training**

### **1. What does this program do?**

The FSD Training and Development Unit is responsible for creating and implementing basic orientation and program training for Child Support and Income Maintenance Staff, including the merit-staffed call center. The Training Unit's responsibilities include teaching basic curriculum for new staff, in-service training required for system, law or policy changes that occur throughout the year, managing the Employee Learning Center, and managing lodging and travel costs related to training. In addition, FSD Training also conducts and tracks several training modules required by federal and state law. Overall, the FSD Training Unit is tasked with the responsibility of developing and implementing relevant and effective training, utilizing both classroom and on-line instruction, while supporting the mission and goals of the agency.

### **2. What is the authorization for this program, i.e., federal or state statute, etc.? (Include the federal program number, if applicable.)**

N/A

### **3. Are there federal matching requirements? If yes, please explain.**

Family Support Staff Training federal reimbursement is based on the type of expenditure. Some expenditures are reimbursable at the Income Maintenance time study rate of around 47.49% federal (52.51% state match) or at the level as specified under a specific grant such as Child Support (66% FF and 34% State) or Food Stamp Administration (50% FF and 50% State) if expenditures are allowable under the grant. The time study rate is determined by polling a select number of Income Maintenance staff to determine the amount of time spent on particular programs. The time spent on each program and the earnings for these programs are used to determine a federal reimbursement rate.

### **4. Is this a federally mandated program? If yes, please explain.**

Training initiatives to support federally mandated programs such as Food Stamps, Temporary Assistance, Child Support and MO HealthNet are considered federally mandated.



## PROGRAM DESCRIPTION

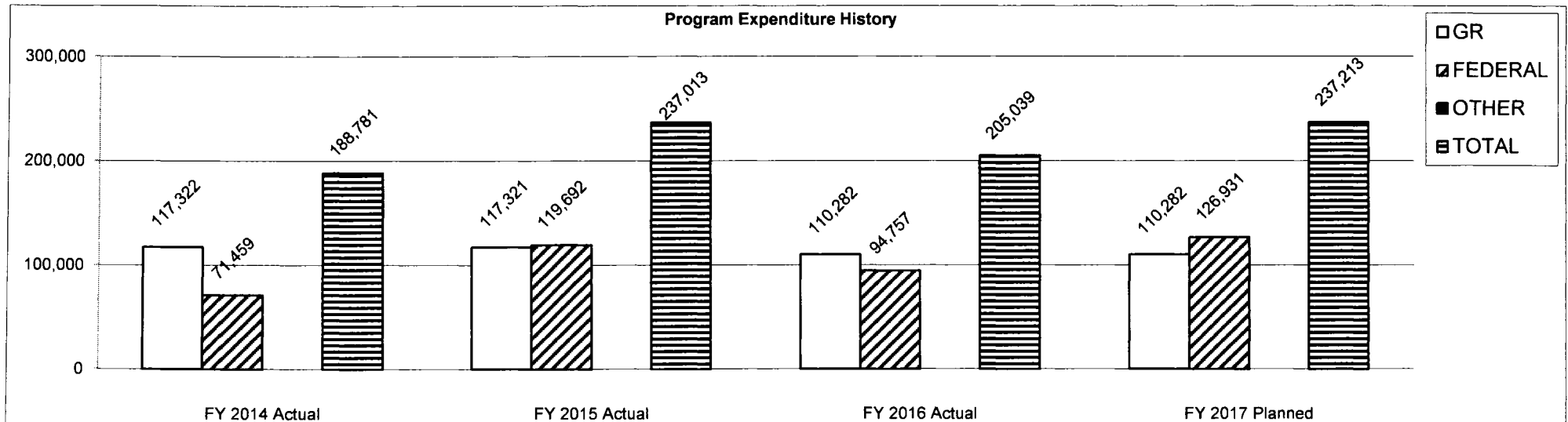
**Department:** Social Services

**HB Section:** 11.075

**Program Name:** Family Support Staff Training

**Program is found in the following core budget(s):** Family Support Staff Training

### 5. Provide actual expenditures for the prior three fiscal years and planned expenditures for the current fiscal year.



Planned FY 2017 expenditures are net of reverted and reserve.

### 6. What are the sources of the "Other " funds?

N/A.

### 7a. Provide an effectiveness measure.

Staff training functions promote the overall effectiveness of all programs.

### 7b. Provide an efficiency measure.

N/A

## PROGRAM DESCRIPTION

Department: Social Services

HB Section: 11.075

Program Name: Family Support Staff Training

Program is found in the following core budget(s): Family Support Staff Training

**7c. Provide the number of clients/individuals served, if applicable.**

### Income Maintenance Basic Staff Training

Year	Projected # of DSS Trainings	Actual # of DSS Trainings
SFY 14	10,000	21,881
SFY 15	21,000	22,044
SFY 16	23,000	50,181*
SFY 17	50,000	
SFY 18	50,000	
SFY 19	50,000	

\*The increase in FY 16 reflects special training initiatives, including Senate Bill 24 training and training in new technologies.

### Child Support Staff Training

Year	Projected # of DSS Trainings	Actual # of DSS Trainings
SFY 14	1,000	2,326
SFY 15	2,500	2,297
SFY 16	2,500	3,601*
SFY 17	3,500	
SFY 18	3,500	
SFY 19	3,500	

\*The increase in FY 16 was due to the eFiling training initiative and training in technology updates.

**7d. Provide a customer satisfaction measure, if available.**

N/A



# CORE DECISION ITEM

Department: Social Services  
Division: Family Support  
Core: Electronic Benefits Transfer (EBT)

Budget Unit: 90015C  
HB Section: 11.080

## 1. CORE FINANCIAL SUMMARY

FY 2018 Budget Request						FY 2018 Governor's Recommendation					
	GR	Federal	Other	Total	E		GR	Federal	Other	Total	E
PS						PS					
EE	1,926,622	1,546,747		3,473,369		EE	1,796,622	1,546,747		3,343,369	
PSD						PSD					
TRF						TRF					
Total	1,926,622	1,546,747		3,473,369		Total	1,796,622	1,546,747		3,343,369	
FTE				0.00		FTE				0.00	

Est. Fringe	0	0	0	0
Note: Fringes budgeted in House Bill 5 except for certain fringes budgeted directly to MoDOT, Highway Patrol, and Conservation.				

Est. Fringe	0	0	0	0
Note: Fringes budgeted in House Bill 5 except for certain fringes budgeted directly to MoDOT, Highway Patrol, and Conservation.				

Other Funds:

Other Funds:

## 2. CORE DESCRIPTION

The Missouri Family Support Division (FSD) provides Food Stamp and Temporary Assistance cash benefits to participants through an Electronic Benefits Transfer (EBT) system. In addition, Food Stamp recipients' reimbursement for transportation expenses (when needed) are loaded to the EBT card. This decision item is to support the EBT system contracted through FIS/eFunds Corporation.

## 3. PROGRAM LISTING (list programs included in this core funding)

Electronic Benefits Transfer (EBT)

# CORE DECISION ITEM

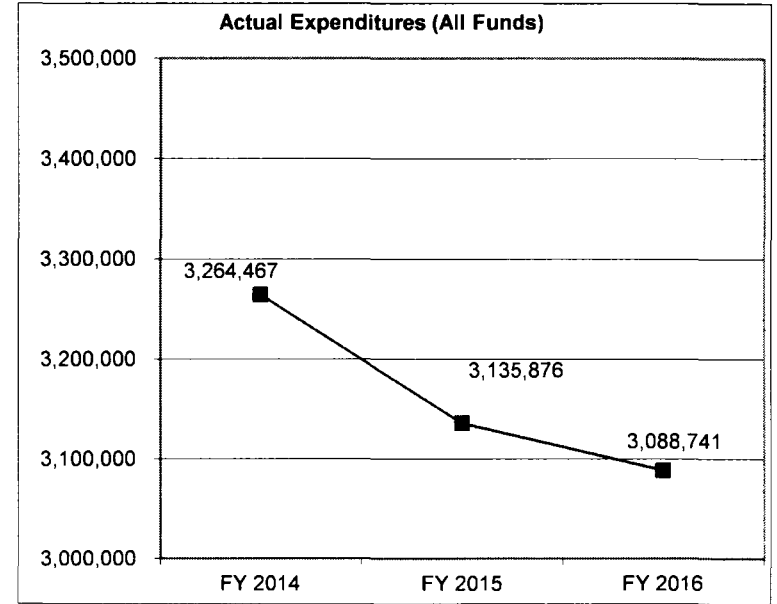
**Department: Social Services**  
**Division: Family Support**  
**Core: Electronic Benefits Transfer (EBT)**

**Budget Unit: 90015C**

**HB Section: 11.080**

## 4. FINANCIAL HISTORY

	FY 2014 Actual	FY 2015 Actual	FY 2016 Actual	FY 2017 Current Yr.
Appropriation (All Funds)	3,596,345	3,596,345	3,473,369	3,473,369
Less Reverted (All Funds)	0	(200,000)	0	N/A
Less Restricted (All Funds)	0	0	0	N/A
Budget Authority (All Funds)	3,596,345	3,396,345	3,473,369	N/A
Actual Expenditures (All Funds)	3,264,467	3,135,876	3,088,741	N/A
Unexpended (All Funds)	331,878	260,469	384,628	N/A
Unexpended, by Fund:				
General Revenue	184,990	113,581	69,060	N/A
Federal	146,888	146,888	315,568	N/A
Other	0	0	0	N/A
	(1)		(2)	



Reverted includes the statutory three- percent reserve (when applicable).  
 Restricted includes any Governor's Expenditure Restriction (when applicable).

### NOTES:

(1) FY 2014- Core reduction of \$1.2 million for TANF card Photo ID one-time and on-going costs.

(2) FY 2016- Core reduction of \$122,976 GR. There was an agency reserve of \$69,059 GR and \$315,568 Federal Funds.

## CORE RECONCILIATION DETAIL

### DEPARTMENT OF SOCIAL SERVICES ELECTRONIC BENEFIT TRANSFER

#### 5. CORE RECONCILIATION DETAIL

	Budget Class	FTE	GR	Federal	Other	Total	Explanation
<b>TAFP AFTER VETOES</b>							
	EE	0.00	1,926,622	1,546,747	0	3,473,369	
	<b>Total</b>	<b>0.00</b>	<b>1,926,622</b>	<b>1,546,747</b>	<b>0</b>	<b>3,473,369</b>	
<b>DEPARTMENT CORE REQUEST</b>							
	EE	0.00	1,926,622	1,546,747	0	3,473,369	
	<b>Total</b>	<b>0.00</b>	<b>1,926,622</b>	<b>1,546,747</b>	<b>0</b>	<b>3,473,369</b>	
<b>GOVERNOR'S ADDITIONAL CORE ADJUSTMENTS</b>							
Core Reduction	1621 5255 EE	0.00	(130,000)	0	0	(130,000)	FY 18 core reduction
<b>NET GOVERNOR CHANGES</b>		<b>0.00</b>	<b>(130,000)</b>	<b>0</b>	<b>0</b>	<b>(130,000)</b>	
<b>GOVERNOR'S RECOMMENDED CORE</b>							
	EE	0.00	1,796,622	1,546,747	0	3,343,369	
	<b>Total</b>	<b>0.00</b>	<b>1,796,622</b>	<b>1,546,747</b>	<b>0</b>	<b>3,343,369</b>	

## DECISION ITEM SUMMARY

Budget Unit								
Decision Item	FY 2016	FY 2016	FY 2017	FY 2017	FY 2018	FY 2018	FY 2018	FY 2018
Budget Object Summary	ACTUAL	ACTUAL	BUDGET	BUDGET	DEPT REQ	DEPT REQ	GOV REC	GOV REC
Fund	DOLLAR	FTE	DOLLAR	FTE	DOLLAR	FTE	DOLLAR	FTE
<b>ELECTRONIC BENEFIT TRANSFER</b>								
<b>CORE</b>								
EXPENSE & EQUIPMENT								
GENERAL REVENUE	1,857,562	0.00	1,926,622	0.00	1,926,622	0.00	1,796,622	0.00
TEMP ASSIST NEEDY FAM FEDERAL	0	0.00	146,888	0.00	146,888	0.00	146,888	0.00
DEPT OF SOC SERV FEDERAL & OTH	1,231,179	0.00	1,399,859	0.00	1,399,859	0.00	1,399,859	0.00
TOTAL - EE	3,088,741	0.00	3,473,369	0.00	3,473,369	0.00	3,343,369	0.00
<b>TOTAL</b>	<b>3,088,741</b>	<b>0.00</b>	<b>3,473,369</b>	<b>0.00</b>	<b>3,473,369</b>	<b>0.00</b>	<b>3,343,369</b>	<b>0.00</b>
<b>GRAND TOTAL</b>	<b>\$3,088,741</b>	<b>0.00</b>	<b>\$3,473,369</b>	<b>0.00</b>	<b>\$3,473,369</b>	<b>0.00</b>	<b>\$3,343,369</b>	<b>0.00</b>

2/7/17 8:12

im\_disummary

# DECISION ITEM DETAIL

Budget Unit	FY 2016	FY 2016	FY 2017	FY 2017	FY 2018	FY 2018	FY 2018	FY 2018
Decision Item	ACTUAL	ACTUAL	BUDGET	BUDGET	DEPT REQ	DEPT REQ	GOV REC	GOV REC
Budget Object Class	DOLLAR	FTE	DOLLAR	FTE	DOLLAR	FTE	DOLLAR	FTE
<b>ELECTRONIC BENEFIT TRANSFER</b>								
<b>CORE</b>								
PROFESSIONAL SERVICES	3,088,741	0.00	3,473,369	0.00	3,473,369	0.00	3,343,369	0.00
TOTAL - EE	3,088,741	0.00	3,473,369	0.00	3,473,369	0.00	3,343,369	0.00
<b>GRAND TOTAL</b>	<b>\$3,088,741</b>	<b>0.00</b>	<b>\$3,473,369</b>	<b>0.00</b>	<b>\$3,473,369</b>	<b>0.00</b>	<b>\$3,343,369</b>	<b>0.00</b>
GENERAL REVENUE	\$1,857,562	0.00	\$1,926,622	0.00	\$1,926,622	0.00	\$1,796,622	0.00
FEDERAL FUNDS	\$1,231,179	0.00	\$1,546,747	0.00	\$1,546,747	0.00	\$1,546,747	0.00
OTHER FUNDS	\$0	0.00	\$0	0.00	\$0	0.00	\$0	0.00



## PROGRAM DESCRIPTION

**Department: Social Services**

**HB Section: 11.080**

**Program Name: Electronic Benefits Transfer (EBT)**

**Program is found in the following core budget(s): Electronic Benefits Transfer (EBT)**

### 1. What does this program do?

The Family Support Division currently contracts with FIS/eFunds Corporation to provide for a statewide delivery system for Food Stamps and Temporary Assistance cash benefits. The EBT system allows recipients to use the same type of system used everyday by other consumers completing transactions with debit and credit cards. This system also provides reports that are used to identify retailer and recipient fraud.

<u>Monthly cost per case</u>	<u>Current</u>
Food Stamp only cases	\$0.61
Temporary Assistance only cases	\$0.57
Cases receiving both Food Stamps and Temporary Assistance	\$1.17

As required by SB 251 (2013), the Department of Social Services, Family Support Division uses FIS/eFunds Corporations' Fraud Navigator product to block Temporary Assistance transactions at inappropriate locations, such as liquor stores, casinos, gambling/gaming establishments and establishments which provide adult-oriented entertainment. Fraud Navigator also analyzes Food Stamp and Temporary Assistance transactions for possible fraudulent activity and provides alerts to the DSS, Division of Legal Services Welfare Investigations Unit. In FY 16, DSS blocked more than \$10,000 per month in fraudulent transactions through the Fraud Navigator service.

### 2. What is the authorization for this program, i.e., federal or state statute, etc.? (Include the federal program number, if applicable.)

State Statute: RSMo 208.182, Federal law: Personal Responsibility and Work Opportunity Reconciliation Act (PRWORA) of 1996; PL 104-193

### 3. Are there federal matching requirements? If yes, please explain.

Yes. The state match for over 90% of program expenditures is 50%. The remaining expenditures are allocated at the Income Maintenance time study rate that earns a federal rate collectively.

### 4. Is this a federally mandated program? If yes, please explain.

Yes. PL 104-193, PRWORA of 1996. Distributing Food Stamp benefits through this method is a federal requirement.

## PROGRAM DESCRIPTION

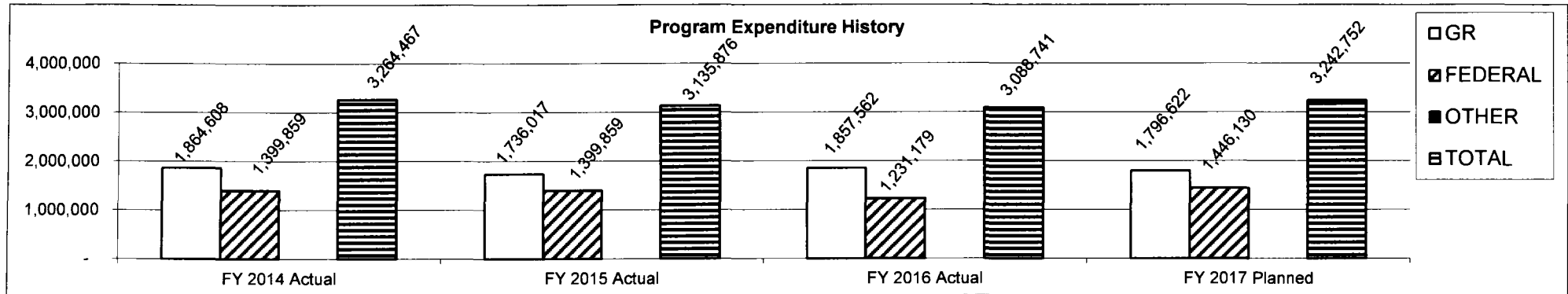
Department: Social Services

HB Section: 11.080

Program Name: Electronic Benefits Transfer (EBT)

Program is found in the following core budget(s): Electronic Benefits Transfer (EBT)

### 5. Provide actual expenditures for the prior three fiscal years and planned expenditures for the current fiscal year.



Planned FY 2017 expenditures are net of reverted and reserve.

### 6. What are the sources of the "Other " funds?

N/A

### 7a. Provide an effectiveness measure.

#### Percent of Recipients Receiving SNAP Benefits Electronically

Year	Projected	Actual
SFY 14	100.0%	100.0%
SFY 15	100.0%	100.0%
SFY 16	100.0%	100.0%
SFY 17	100.0%	
SFY 18	100.0%	
SFY 19	100.0%	

#### Percent of Recipients Receiving TANF Benefits Electronically

Year	Projected	Actual
SFY 14	99.0%	99.0%
SFY 15	99.0%	99.0%
SFY 16	99.0%	98.0%
SFY 17	98.0%	
SFY 18	98.0%	
SFY 19	98.0%	

Note: Less than 1% are issued paper checks as opposed to EBT or direct deposit. Rounding up to 100%.

## PROGRAM DESCRIPTION

Department: Social Services

HB Section: 11.080

Program Name: Electronic Benefits Transfer (EBT)

Program is found in the following core budget(s): Electronic Benefits Transfer (EBT)

7b. Provide an efficiency measure.

N/A

7c. Provide the number of clients/individuals served, if applicable.

**Households Served:**  
**Average Monthly Number of Food Stamp Cases**

Year	Projected	Actual
SFY14	445,000	413,571
SFY15	405,000	396,557
SFY 16	395,000	389,241
SFY 17	355,000	
SFY 18	355,000	
SFY 19	355,000	

**Families Served:**  
**Average Monthly Number of Temporary Assistance Cases**

Year	Projected	Actual
SFY 14	41,000	35,271
SFY 15	32,200	31,053
SFY 16	26,500	23,815
SFY 17	14,500	
SFY 18	14,500	
SFY 19	14,500	

7d. Provide a customer satisfaction measure, if available.

N/A



# **CORE DECISION ITEM**

**Department: Social Services**  
**Division: Family Support**  
**Core: Polk County Trust**

**Budget Unit: 90026C**  
**HB Section: 11.085**

## **1. CORE FINANCIAL SUMMARY**

FY 2018 Budget Request						FY 2018 Governor's Recommendation					
	GR	Federal	Other	Total	E		GR	Federal	Other	Total	E
PS						PS					
EE						EE					
PSD			10,000	10,000		PSD			10,000	10,000	
TRF						TRF					
Total			10,000	10,000		Total			10,000	10,000	
FTE				0.00		FTE				0.00	

<b>Est. Fringe</b>	0	0	0	0
<i>Note: Fringes budgeted in House Bill 5 except for certain fringes budgeted directly to MoDOT, Highway Patrol, and Conservation.</i>				

<b>Est. Fringe</b>	0	0	0	0
<i>Note: Fringes budgeted in House Bill 5 except for certain fringes budgeted directly to MoDOT, Highway Patrol, and Conservation.</i>				

Other Funds: Family Services Donations (0167)

Other Funds: Family Services Donations (0167)

## **2. CORE DESCRIPTION**

The Polk County and Bolivar Charitable Trust was established by David Delarue on September 2, 1986. The programs and eligibility are determined by a local board of community individuals. The Trust is utilized for the benefit of the people of Polk County as determined by the donor of the Trust, David Delarue.

## **3. PROGRAM LISTING (list programs included in this core funding)**

Polk County Trust

# **CORE DECISION ITEM**

**Department: Social Services**  
**Division: Family Support**  
**Core: Polk County Trust**

**Budget Unit: 90026C**

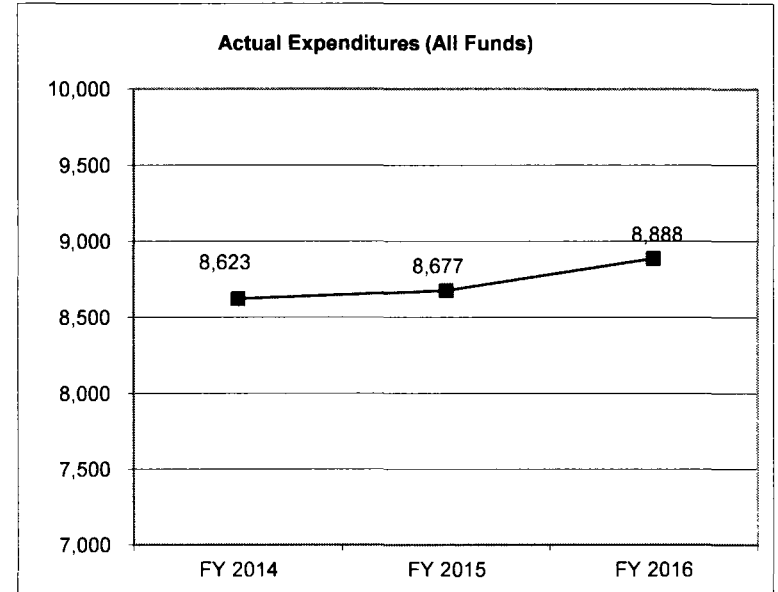
**HB Section: 11.085**

## **4. FINANCIAL HISTORY**

	<b>FY 2014 Actual</b>	<b>FY 2015 Actual</b>	<b>FY 2016 Actual</b>	<b>FY 2017 Current Yr.</b>
Appropriation (All Funds)	10,000	10,000	10,000	10,000
Less Reverted (All Funds)	0	0	0	
Less Restricted (All Funds)	0	0	0	N/A
Budget Authority (All Funds)	10,000	10,000	10,000	N/A
Actual Expenditures (All Funds)	8,623	8,677	8,888	N/A
Unexpended (All Funds)	1,377	1,323	1,112	N/A
Unexpended, by Fund:				
General Revenue	0	0	0	N/A
Federal	0	0	0	N/A
Other	1,377	1,323	1,112	N/A

Reverted includes the statutory three- percent reserve (when applicable).  
 Restricted includes any Governor's Expenditure Restriction (when applicable).

### **NOTES:**



---

**CORE RECONCILIATION DETAIL**

---

**DEPARTMENT OF SOCIAL SERVICES  
POLK COUNTY TRUST**

---

**5. CORE RECONCILIATION DETAIL**

---

	<b>Budget Class</b>	<b>FTE</b>	<b>GR</b>	<b>Federal</b>	<b>Other</b>	<b>Total</b>	<b>Explanation</b>
<b>TAFP AFTER VETOES</b>							
	PD	0.00	0	0	10,000	10,000	
	<b>Total</b>	<b>0.00</b>	<b>0</b>	<b>0</b>	<b>10,000</b>	<b>10,000</b>	
<b>DEPARTMENT CORE REQUEST</b>							
	PD	0.00	0	0	10,000	10,000	
	<b>Total</b>	<b>0.00</b>	<b>0</b>	<b>0</b>	<b>10,000</b>	<b>10,000</b>	
<b>GOVERNOR'S RECOMMENDED CORE</b>							
	PD	0.00	0	0	10,000	10,000	
	<b>Total</b>	<b>0.00</b>	<b>0</b>	<b>0</b>	<b>10,000</b>	<b>10,000</b>	

## DECISION ITEM SUMMARY

Budget Unit									
Decision Item	FY 2016	FY 2016	FY 2017	FY 2017	FY 2018	FY 2018	FY 2018	FY 2018	
Budget Object Summary	ACTUAL	ACTUAL	BUDGET	BUDGET	DEPT REQ	DEPT REQ	GOV REC	GOV REC	
Fund	DOLLAR	FTE	DOLLAR	FTE	DOLLAR	FTE	DOLLAR	FTE	
<b>POLK COUNTY TRUST</b>									
<b>CORE</b>									
PROGRAM-SPECIFIC									
FAMILY SERVICES DONATIONS	8,888	0.00	10,000	0.00	10,000	0.00	10,000	0.00	
TOTAL - PD	8,888	0.00	10,000	0.00	10,000	0.00	10,000	0.00	
<b>TOTAL</b>	<b>8,888</b>	<b>0.00</b>	<b>10,000</b>	<b>0.00</b>	<b>10,000</b>	<b>0.00</b>	<b>10,000</b>	<b>0.00</b>	
<b>GRAND TOTAL</b>	<b>\$8,888</b>	<b>0.00</b>	<b>\$10,000</b>	<b>0.00</b>	<b>\$10,000</b>	<b>0.00</b>	<b>\$10,000</b>	<b>0.00</b>	

2/7/17 8:12

im\_disummary



# DECISION ITEM DETAIL

Budget Unit	FY 2016	FY 2016	FY 2017	FY 2017	FY 2018	FY 2018	FY 2018	FY 2018
Decision Item	ACTUAL	ACTUAL	BUDGET	BUDGET	DEPT REQ	DEPT REQ	GOV REC	GOV REC
Budget Object Class	DOLLAR	FTE	DOLLAR	FTE	DOLLAR	FTE	DOLLAR	FTE
<b>POLK COUNTY TRUST</b>								
<b>CORE</b>								
PROGRAM DISTRIBUTIONS	8,888	0.00	10,000	0.00	10,000	0.00	10,000	0.00
TOTAL - PD	8,888	0.00	10,000	0.00	10,000	0.00	10,000	0.00
<b>GRAND TOTAL</b>	<b>\$8,888</b>	<b>0.00</b>	<b>\$10,000</b>	<b>0.00</b>	<b>\$10,000</b>	<b>0.00</b>	<b>\$10,000</b>	<b>0.00</b>
GENERAL REVENUE	\$0	0.00	\$0	0.00	\$0	0.00	\$0	0.00
FEDERAL FUNDS	\$0	0.00	\$0	0.00	\$0	0.00	\$0	0.00
OTHER FUNDS	\$8,888	0.00	\$10,000	0.00	\$10,000	0.00	\$10,000	0.00

## PROGRAM DESCRIPTION

**Department: Social Services**

**Budget Unit 90026C**

**Program Name: Polk County Trust**

**Program is found in the following core budget(s): Polk County Trust**

**HB Section: 11.085**

### 1. What does this program do?

The Polk County and Bolivar Charitable Trust was established by David Delarue on September 2, 1986. The programs and eligibility are determined by a local board of community individuals, with emphasis on services to individuals to improve their life and to be of benefit to the community as a whole. The Trust is utilized for the benefit of the people of Polk County as determined by the donor of the Trust, David Delarue.

Funds are authorized by the board for the following purposes:

- Improve the quality of life for the Citizens of Polk County as determined by the board.
- Provide for community education projects.
- Meet the various needs of homeless, dependent or neglected children.
- Provide for emergency needs of families and children immediately, as such needs are identified.
- The board has the option, as stipulated in the Trust, to allow funds to accumulate for future use for the Citizens of Polk County.

### 2. What is the authorization for this program, i.e., federal or state statute, etc.? (Include the federal program number, if applicable.)

N/A

### 3. Are there federal matching requirements? If yes, please explain.

No.

### 4. Is this a federally mandated program? If yes, please explain.

No.

## PROGRAM DESCRIPTION

Department: Social Services

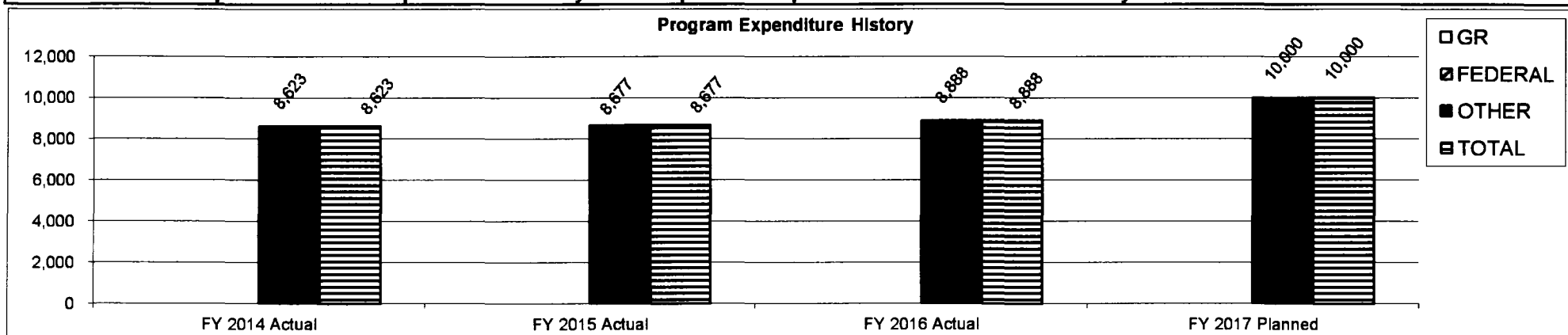
Budget Unit 90026C

Program Name: Polk County Trust

Program is found in the following core budget(s): Polk County Trust

HB Section: 11.085

### 5. Provide actual expenditures for the prior three fiscal years and planned expenditures for the current fiscal year.



### 6. What are the sources of the "Other " funds?

Family Services Donations (0167)

### 7a. Provide an effectiveness measure.

N/A

### 7b. Provide an efficiency measure.

N/A

### 7c. Provide the number of clients/individuals served, if applicable.

N/A

### 7d. Provide a customer satisfaction measure, if available.

N/A



# CORE DECISION ITEM

Department: Social Services  
Division: Family Support  
Core: FAMIS

Budget Unit: 90028C  
HB Section: 11.090

## 1. CORE FINANCIAL SUMMARY

FY 2018 Budget Request						FY 2018 Governor's Recommendation					
	GR	Federal	Other	Total	E		GR	Federal	Other	Total	E
PS						PS					
EE	575,453	1,222,371		1,797,824		EE	575,453	1,222,371		1,797,824	
PSD						PSD					
TRF						TRF					
Total	575,453	1,222,371		1,797,824		Total	575,453	1,222,371		1,797,824	
FTE						FTE				0.00	
Est. Fringe	0	0	0	0		Est. Fringe	0	0	0	0	
Note: Fringes budgeted in House Bill 5 except for certain fringes budgeted directly to MoDOT, Highway Patrol, and Conservation.						Note: Fringes budgeted in House Bill 5 except for certain fringes budgeted directly to MoDOT, Highway Patrol, and Conservation.					

Other Funds:

Other Funds:

## 2. CORE DESCRIPTION

This appropriation supports the Family Assistance Management Information System (FAMIS). FAMIS is a legacy system for the Child Care, Food Stamp, Temporary Assistance, MO HealthNet for the aged, blind and disabled, and related programs. It allows multiple program applications to be entered with customers only required to provide their personal details once instead of multiple times when applying for more than one program. FAMIS captures the required information to make eligibility determinations based upon which programs the customer applied for. FAMIS generates notices to customers, tracks receipt of verification or if verification is still pending, tracks Medical Review Team (MRT) review due dates and takes automatic actions based upon information entered into the system by staff. FAMIS issues benefits to both customers and vendors.

## 3. PROGRAM LISTING (list programs included in this core funding)

FAMIS

# **CORE DECISION ITEM**

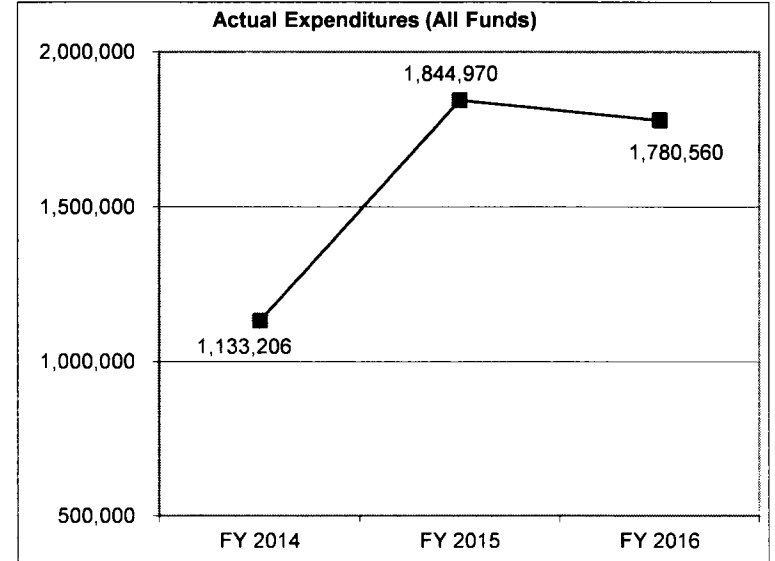
**Department: Social Services**  
**Division: Family Support**  
**Core: FAMIS**

**Budget Unit: 90028C**

**HB Section: 11.090**

## **4. FINANCIAL HISTORY**

	<b>FY 2014 Actual</b>	<b>FY 2015 Actual</b>	<b>FY 2016 Actual</b>	<b>FY 2017 Current Yr.</b>
Appropriation (All Funds)	4,334,555	3,834,555	1,797,824	1,797,824
Less Reverted (All Funds)	(33,366)	(18,366)	(17,264)	N/A
Less Restricted (All Funds)	0	0	0	N/A
Budget Authority (All Funds)	4,301,189	3,816,189	1,780,560	N/A
Actual Expenditures (All Funds)	1,133,206	1,844,970	1,780,560	N/A
Unexpended (All Funds)	3,167,983	1,971,219	0	N/A
Unexpended, by Fund:				
General Revenue	0	0	0	N/A
Federal	3,167,983	1,971,219	0	N/A
Other	0	0	0	N/A
		<b>(1)</b>	<b>(2)</b>	



Reverted includes the statutory three- percent reserve (when applicable).  
 Restricted includes any Governor's Expenditure Restriction (when applicable).

**NOTES:**  
**(1)** FY2015: There was a core reduction of \$500,000 to transition to the MEDES system.  
**(2)** FY2016: There was a core reduction of \$2,000,000 FF for excess authority. There was also a core reduction of \$36,731 GR.

## CORE RECONCILIATION DETAIL

### DEPARTMENT OF SOCIAL SERVICES FAMIS

#### 5. CORE RECONCILIATION DETAIL

	Budget Class	FTE	GR	Federal	Other	Total	Explanation
<b>TAFP AFTER VETOES</b>							
	EE	0.00	575,453	1,222,371	0	1,797,824	
	<b>Total</b>	<b>0.00</b>	<b>575,453</b>	<b>1,222,371</b>	<b>0</b>	<b>1,797,824</b>	
<b>DEPARTMENT CORE REQUEST</b>							
	EE	0.00	575,453	1,222,371	0	1,797,824	
	<b>Total</b>	<b>0.00</b>	<b>575,453</b>	<b>1,222,371</b>	<b>0</b>	<b>1,797,824</b>	
<b>GOVERNOR'S RECOMMENDED CORE</b>							
	EE	0.00	575,453	1,222,371	0	1,797,824	
	<b>Total</b>	<b>0.00</b>	<b>575,453</b>	<b>1,222,371</b>	<b>0</b>	<b>1,797,824</b>	

## DECISION ITEM SUMMARY

Budget Unit									
Decision Item	FY 2016	FY 2016	FY 2017	FY 2017	FY 2018	FY 2018	FY 2018	FY 2018	
Budget Object Summary	ACTUAL	ACTUAL	BUDGET	BUDGET	DEPT REQ	DEPT REQ	GOV REC	GOV REC	
Fund	DOLLAR	FTE	DOLLAR	FTE	DOLLAR	FTE	DOLLAR	FTE	
<b>FAMIS</b>									
<b>CORE</b>									
EXPENSE & EQUIPMENT									
GENERAL REVENUE	558,189	0.00	575,453	0.00	575,453	0.00	575,453	0.00	
TEMP ASSIST NEEDY FAM FEDERAL	1,084,032	0.00	1,084,032	0.00	1,084,032	0.00	1,084,032	0.00	
DEPT OF SOC SERV FEDERAL & OTH	138,339	0.00	138,339	0.00	138,339	0.00	138,339	0.00	
TOTAL - EE	1,780,560	0.00	1,797,824	0.00	1,797,824	0.00	1,797,824	0.00	
<b>TOTAL</b>	<b>1,780,560</b>	<b>0.00</b>	<b>1,797,824</b>	<b>0.00</b>	<b>1,797,824</b>	<b>0.00</b>	<b>1,797,824</b>	<b>0.00</b>	
<b>GRAND TOTAL</b>	<b>\$1,780,560</b>	<b>0.00</b>	<b>\$1,797,824</b>	<b>0.00</b>	<b>\$1,797,824</b>	<b>0.00</b>	<b>\$1,797,824</b>	<b>0.00</b>	



# DECISION ITEM DETAIL

Budget Unit	FY 2016	FY 2016	FY 2017	FY 2017	FY 2018	FY 2018	FY 2018	FY 2018
Decision Item	ACTUAL	ACTUAL	BUDGET	BUDGET	DEPT REQ	DEPT REQ	GOV REC	GOV REC
Budget Object Class	DOLLAR	FTE	DOLLAR	FTE	DOLLAR	FTE	DOLLAR	FTE
<b>FAMIS</b>								
<b>CORE</b>								
TRAVEL, IN-STATE	7,880	0.00	36,554	0.00	7,880	0.00	7,880	0.00
SUPPLIES	572	0.00	9,794	0.00	533	0.00	533	0.00
COMMUNICATION SERV & SUPP	91	0.00	14,758	0.00	100	0.00	100	0.00
PROFESSIONAL SERVICES	1,471,232	0.00	1,691,383	0.00	1,488,526	0.00	1,488,526	0.00
M&R SERVICES	0	0.00	1,515	0.00	0	0.00	0	0.00
OFFICE EQUIPMENT	0	0.00	504	0.00	0	0.00	0	0.00
OTHER EQUIPMENT	300,785	0.00	43,216	0.00	300,785	0.00	300,785	0.00
BUILDING LEASE PAYMENTS	0	0.00	100	0.00	0	0.00	0	0.00
<b>TOTAL - EE</b>	<b>1,780,560</b>	<b>0.00</b>	<b>1,797,824</b>	<b>0.00</b>	<b>1,797,824</b>	<b>0.00</b>	<b>1,797,824</b>	<b>0.00</b>
<b>GRAND TOTAL</b>	<b>\$1,780,560</b>	<b>0.00</b>	<b>\$1,797,824</b>	<b>0.00</b>	<b>\$1,797,824</b>	<b>0.00</b>	<b>\$1,797,824</b>	<b>0.00</b>
GENERAL REVENUE	\$558,189	0.00	\$575,453	0.00	\$575,453	0.00	\$575,453	0.00
FEDERAL FUNDS	\$1,222,371	0.00	\$1,222,371	0.00	\$1,222,371	0.00	\$1,222,371	0.00
OTHER FUNDS	\$0	0.00	\$0	0.00	\$0	0.00	\$0	0.00

## PROGRAM DESCRIPTION

**Department: Social Services**

**HB Section: 11.090**

**Program Name: Family Assistance Management Information Systems (FAMIS)**

**Program is found in the following core budget(s): Family Assistance Management Information Systems (FAMIS)**

### **1. What does this program do?**

The Family Assistance Management Information System (FAMIS) is a legacy system for the Child Care, Food Stamp, Temporary Assistance, Mo HealthNet (Aged, Blind and Disabled) and related programs. It allows multiple program applications to be entered with customers only required to provide their personal details once instead of multiple times when applying for more than one program. FAMIS captures the required information to make eligibility determinations based upon which programs the customer applied for. FAMIS generates notices to customers, tracks receipt of verification or if the verification is still pending, tracks Medical Review Team (MRT) review due dates and takes automatic actions based upon information entered into the system by staff. FAMIS issues benefits to both customers and vendors. The system reduces error rates, saves the state money and ensures public assistance recipients receive the correct benefit levels.

To remain fully functional, FAMIS will require funding to address both state and federal law changes, to implement modifications to increase system efficiencies, to improve the quality of the services provided, to prevent fraud and abuse, to comply with audit findings and prevent future audit findings, and to provide enhanced client services.

The FAMIS is a legacy system which will eventually be replaced by the Missouri Eligibility Determination and Enrollment System (MEDES). At this time, the Family Medicaid (MAGI) is the only program that is converted into MEDES. Therefore, FAMIS must remain fully functional for the remaining programs until they are converted. Subject to federal approval, Food Stamps will be added next, followed by Temporary Assistance, Child Care and Mo HealthNet for the Aged, Blind and Disabled programs.

### **2. What is the authorization for this program, i.e., federal or state statute, etc.? (Include the federal program number, if applicable.)**

Federal law: Title IV-A of the Social Security Act, Federal regulations: 45 CFR Part 95, 7 CFR Part 272 and 277

### **3. Are there federal matching requirements? If yes, please explain.**

Yes. FAMIS has an approved cost allocation plan outlining financial participation of the state and federal partners.

### **4. Is this a federally mandated program? If yes, please explain.**

Resources used to support federal mandated programs such as Food Stamps and MO HealthNet would be considered federally mandated.

## PROGRAM DESCRIPTION

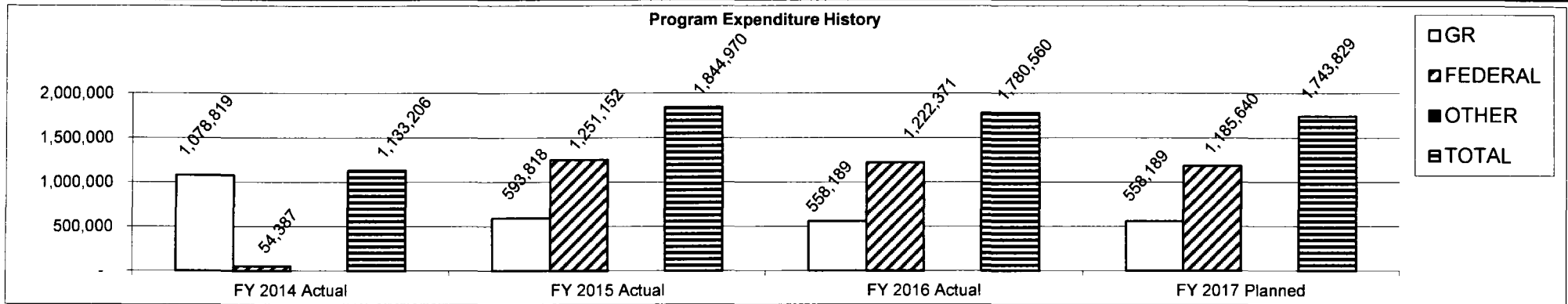
**Department: Social Services**

**HB Section: 11.090**

**Program Name: Family Assistance Management Information Systems (FAMIS)**

**Program is found in the following core budget(s): Family Assistance Management Information Systems (FAMIS)**

### 5. Provide actual expenditures for the prior three fiscal years and planned expenditures for the current fiscal year.

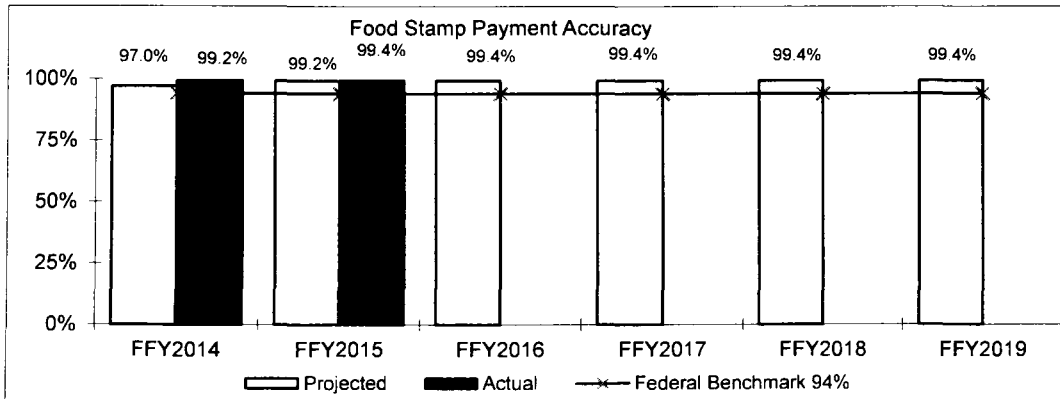


Planned FY 2017 expenditures are net of reverted and reserve.

### 6. What are the sources of the "Other " funds?

N/A

### 7a. Provide an effectiveness measure.



FFY 2016 will be available June, 2017

## PROGRAM DESCRIPTION

Department: Social Services

HB Section: 11.090

Program Name: Family Assistance Management Information Systems (FAMIS)

Program is found in the following core budget(s): Family Assistance Management Information Systems (FAMIS)

7b. Provide an efficiency measure.

N/A

7c. Provide the number of clients/individuals served, if applicable.

Number of Individuals Who Had Eligibility Determined Through the  
FAMIS Automated System

Year	Projected	Actual
SFY 14	1,875,000	1,590,883
SFY 15	1,590,883	1,755,977
SFY 16	1,263,872	1,519,744
SFY 17	1,378,351	
SFY 18	1,378,351	
SFY 19	1,378,351	

7d. Provide a customer satisfaction measure, if available.

N/A



# CORE DECISION ITEM

Department: Social Services  
Division: Family Support  
Core: Eligibility and Enrollment System

Budget Unit: 90029C  
HB Section: 11.095

## 1. CORE FINANCIAL SUMMARY

FY 2018 Budget Request						FY 2018 Governor's Recommendation					
	GR	Federal	Other	Total	E		GR	Federal	Other	Total	E
PS						PS					
EE	7,664,486	63,557,131	1,000,000	72,221,617		EE	7,566,986	63,459,631	1,000,000	72,026,617	
PSD						PSD					
TRF						TRF					
Total	7,664,486	63,557,131	1,000,000	72,221,617		Total	7,566,986	63,459,631	1,000,000	72,026,617	
FTE				0.00		FTE				0.00	

<b>Est. Fringe</b>	0	0	0	0
Note: Fringes budgeted in House Bill 5 except for certain fringes budgeted directly to MoDOT, Highway Patrol, and Conservation.				

<b>Est. Fringe</b>	0	0	0	0
Note: Fringes budgeted in House Bill 5 except for certain fringes budgeted directly to MoDOT, Highway Patrol, and Conservation.				

Other Funds: Health Initiatives (0275)

Other Funds: Health Initiatives (0275)

## 2. CORE DESCRIPTION

The Missouri Eligibility Determination and Enrollment System (MEDES) project encompasses the design, development and implementation of a federally certified system for the MO HealthNet, Food Stamp, Temporary Assistance, and Child Care Assistance programs. DSS is also implementing an Enterprise Content Management (ECM) system for integrating document imaging of case records with the MEDES system. The MEDES and ECM will allow the Family Support Division to streamline workflows and business processes to improve program performance and efficiencies.

## 3. PROGRAM LISTING (list programs included in this core funding)

MEDES

# CORE DECISION ITEM

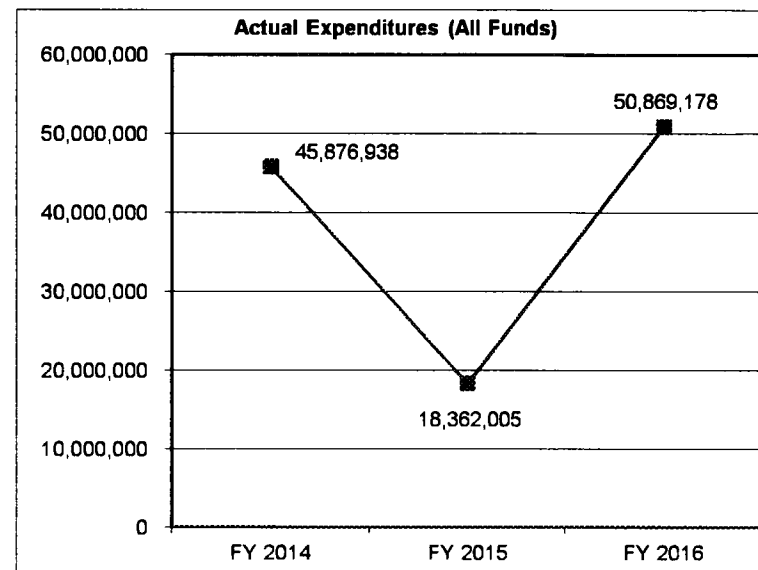
**Department: Social Services**  
**Division: Family Support**  
**Core: Eligibility and Enrollment System**

**Budget Unit: 90029C**

**HB Section: 11.095**

## 4. FINANCIAL HISTORY

	FY 2014 Actual	FY 2015 Actual	FY 2016 Actual	FY 2017 Current Yr.
Appropriation (All Funds)	68,925,440	72,509,616	72,026,617	72,221,617
Less Reverted (All Funds)	(245,983)	(271,499)	(257,010)	N/A
Less Restricted (All Funds)	0	0	0	N/A
Budget Authority (All Funds)	68,679,457	72,238,117	71,769,607	N/A
Actual Expenditures (All Funds)	45,876,938	18,362,005	50,869,178	N/A
Unexpended (All Funds)	22,802,519	53,876,112	20,900,429	N/A
Unexpended, by Fund:				
General Revenue	0	3,589,681	1,461,100	N/A
Federal	22,802,519	49,316,431	19,350,782	N/A
Other	0	970,000	88,547	N/A
		(1)	(2)	



Reverted includes the statutory three- percent reserve (when applicable).  
 Restricted includes any Governor's Expenditure Restriction (when applicable).

### NOTES:

(1) FY2015 - There was a transfer of funding of \$3.6 m (including fringe) from IM Field Operations PS for FSD's Technology Reinvestment.

(2) FY2016 - There was a core reduction of \$482,999 GR. There was an agency reserve of \$9,388,000 Federal Funds.

**CORE RECONCILIATION DETAIL**

**DEPARTMENT OF SOCIAL SERVICES  
ELGBLTY & ENRLLMNT SYS**

**5. CORE RECONCILIATION DETAIL**

	<b>Budget Class</b>	<b>FTE</b>	<b>GR</b>	<b>Federal</b>	<b>Other</b>	<b>Total</b>	<b>Explanation</b>
<b>TAFP AFTER VETOES</b>							
	EE	0.00	7,664,486	63,557,131	1,000,000	72,221,617	
	<b>Total</b>	<b>0.00</b>	<b>7,664,486</b>	<b>63,557,131</b>	<b>1,000,000</b>	<b>72,221,617</b>	
<b>DEPARTMENT CORE REQUEST</b>							
	EE	0.00	7,664,486	63,557,131	1,000,000	72,221,617	
	<b>Total</b>	<b>0.00</b>	<b>7,664,486</b>	<b>63,557,131</b>	<b>1,000,000</b>	<b>72,221,617</b>	
<b>GOVERNOR'S ADDITIONAL CORE ADJUSTMENTS</b>							
Core Reduction	1623 2554	EE	0.00	0	(97,500)	0	(97,500) FY 18 core reduction
Core Reduction	1623 2553	EE	0.00	(97,500)	0	0	(97,500) FY 18 core reduction
<b>NET GOVERNOR CHANGES</b>		<b>0.00</b>	<b>(97,500)</b>	<b>(97,500)</b>	<b>0</b>	<b>(195,000)</b>	
<b>GOVERNOR'S RECOMMENDED CORE</b>							
	EE	0.00	7,566,986	63,459,631	1,000,000	72,026,617	
	<b>Total</b>	<b>0.00</b>	<b>7,566,986</b>	<b>63,459,631</b>	<b>1,000,000</b>	<b>72,026,617</b>	



## DECISION ITEM SUMMARY

Budget Unit								
Decision Item	FY 2016	FY 2016	FY 2017	FY 2017	FY 2018	FY 2018	FY 2018	FY 2018
Budget Object Summary	ACTUAL	ACTUAL	BUDGET	BUDGET	DEPT REQ	DEPT REQ	GOV REC	GOV REC
Fund	DOLLAR	FTE	DOLLAR	FTE	DOLLAR	FTE	DOLLAR	FTE
<b>ELGBLTY &amp; ENRLLMNT SYS</b>								
<b>CORE</b>								
EXPENSE & EQUIPMENT								
GENERAL REVENUE	5,878,876	0.00	7,664,486	0.00	7,664,486	0.00	7,566,986	0.00
DEPT OF SOC SERV FEDERAL & OTH	44,108,849	0.00	63,557,131	0.00	63,557,131	0.00	63,459,631	0.00
HEALTH INITIATIVES	881,453	0.00	1,000,000	0.00	1,000,000	0.00	1,000,000	0.00
TOTAL - EE	50,869,178	0.00	72,221,617	0.00	72,221,617	0.00	72,026,617	0.00
<b>TOTAL</b>	<b>50,869,178</b>	<b>0.00</b>	<b>72,221,617</b>	<b>0.00</b>	<b>72,221,617</b>	<b>0.00</b>	<b>72,026,617</b>	<b>0.00</b>
<b>GRAND TOTAL</b>	<b>\$50,869,178</b>	<b>0.00</b>	<b>\$72,221,617</b>	<b>0.00</b>	<b>\$72,221,617</b>	<b>0.00</b>	<b>\$72,026,617</b>	<b>0.00</b>

# DECISION ITEM DETAIL

Budget Unit	FY 2016	FY 2016	FY 2017	FY 2017	FY 2018	FY 2018	FY 2018	FY 2018
Decision Item	ACTUAL	ACTUAL	BUDGET	BUDGET	DEPT REQ	DEPT REQ	GOV REC	GOV REC
Budget Object Class	DOLLAR	FTE	DOLLAR	FTE	DOLLAR	FTE	DOLLAR	FTE
<b>ELGBLTY &amp; ENRLLMNT SYS</b>								
<b>CORE</b>								
TRAVEL, IN-STATE	132,495	0.00	100,000	0.00	132,495	0.00	132,495	0.00
TRAVEL, OUT-OF-STATE	189	0.00	0	0.00	0	0.00	0	0.00
FUEL & UTILITIES	0	0.00	800	0.00	0	0.00	0	0.00
SUPPLIES	16,301	0.00	0	0.00	16,301	0.00	16,301	0.00
PROFESSIONAL DEVELOPMENT	2,700	0.00	0	0.00	2,700	0.00	2,700	0.00
COMMUNICATION SERV & SUPP	13,204	0.00	0	0.00	13,204	0.00	13,204	0.00
PROFESSIONAL SERVICES	30,259,653	0.00	68,708,502	0.00	51,612,281	0.00	51,417,281	0.00
M&R SERVICES	3,834,595	0.00	1,396,823	0.00	3,834,595	0.00	3,834,595	0.00
COMPUTER EQUIPMENT	1,430,999	0.00	1,843,045	0.00	1,430,999	0.00	1,430,999	0.00
OTHER EQUIPMENT	15,177,792	0.00	172,447	0.00	15,177,792	0.00	15,177,792	0.00
BUILDING LEASE PAYMENTS	1,250	0.00	0	0.00	1,250	0.00	1,250	0.00
<b>TOTAL - EE</b>	<b>50,869,178</b>	<b>0.00</b>	<b>72,221,617</b>	<b>0.00</b>	<b>72,221,617</b>	<b>0.00</b>	<b>72,026,617</b>	<b>0.00</b>
<b>GRAND TOTAL</b>	<b>\$50,869,178</b>	<b>0.00</b>	<b>\$72,221,617</b>	<b>0.00</b>	<b>\$72,221,617</b>	<b>0.00</b>	<b>\$72,026,617</b>	<b>0.00</b>
<b>GENERAL REVENUE</b>	<b>\$5,878,876</b>	<b>0.00</b>	<b>\$7,664,486</b>	<b>0.00</b>	<b>\$7,664,486</b>	<b>0.00</b>	<b>\$7,566,986</b>	<b>0.00</b>
<b>FEDERAL FUNDS</b>	<b>\$44,108,849</b>	<b>0.00</b>	<b>\$63,557,131</b>	<b>0.00</b>	<b>\$63,557,131</b>	<b>0.00</b>	<b>\$63,459,631</b>	<b>0.00</b>
<b>OTHER FUNDS</b>	<b>\$881,453</b>	<b>0.00</b>	<b>\$1,000,000</b>	<b>0.00</b>	<b>\$1,000,000</b>	<b>0.00</b>	<b>\$1,000,000</b>	<b>0.00</b>

## PROGRAM DESCRIPTION

**Department: Social Services**

**HB Section: 11.095**

**Program Name: Eligibility Enrollment System**

**Program is found in the following core budget(s): Eligibility Enrollment System**

### 1. What does this program do?

The Missouri Eligibility Determination and Enrollment System (MEDES) project encompasses the design, development and implementation of a federally certified system for the MO HealthNet, Food Stamp, Temporary Assistance, and Child Care Assistance programs. Project One of MEDES has focused on MO HealthNet programs for families. It includes functionality for eligibility specialists to make determinations for programs based on the Modified Adjusted Gross Income (MAGI). Family MO HealthNet applicants can create web based user accounts and apply for benefits online through myDSS.mo.gov. Inbound and outbound account transfers for the federally-facilitated marketplace have been automated.

A change in contractor for MEDES occurred in May, 2015. Since that time, there has been significant progress in MEDES development and improvements in functionality. Highlights include: records can be amended when there is a change in circumstance; new eligibility indicator for Show Me Healthy Babies; security enhancements, such as database encryption and password complexity; automated federal poverty level adjustments; redesign of the underlying database to prevent previously occurring data issues between MEDES and MMIS; and improvements and updates to the mydss.mo.gov citizen portal.

To ensure MEDES project success, DSS and ITSD came together to increase project capacity and expertise. Key to this has been a more robust project governance structure; increased staff capacity by reassigning key staff, subject matter experts and front-line end users, and introduction of Organizational Change Management (OCM) to the Project.

The Department completed a product upgrade to the latest core application of Curam in December 2016. With this upgrade, the Department is poised to complete functionality related to MO HealthNet for families by the end of June 2017.

MEDES Project II will include the implementation of functionality for Food Stamps, Temporary Assistance, and Child Care Programs. An RFP for Food Stamps is in process, and a contract award is expected in early 2017.

MEDES Project III will include MO HealthNet for Adult Medicaid Programs for the elderly and disabled. An RFP will need to be developed for this project, with a contract award TBD.

In addition, the DSS is implementing an Enterprise Content Management (ECM) system for integrating document imaging of case records with the MEDES system. The MEDES and ECM will allow the Family Support Division to streamline workflows and business processes to improve program performance and efficiencies. Additionally, DSS is also developing a document intake solution.

FSD is procuring eligibility verification services to assist in eligibility determinations by ensuring all possible sources for verification are utilized and requests for missing information are sent the same day. This will also provide FSD the data needed to pursue potential fraud and to ensure program integrity. The contract was awarded in December, 2016, with implementation in 2017.

Conditional on federal approval to receive enhanced federal match, the DSS will continue development of MEDES functionality, including the addition of new programs.

## PROGRAM DESCRIPTION

Department: Social Services

HB Section: 11.095

Program Name: Eligibility Enrollment System

Program is found in the following core budget(s): Eligibility Enrollment System

### 2. What is the authorization for this program, i.e., federal or state statute, etc.? (Include the federal program number, if applicable.)

Federal law: Title IV-A of the Social Security Act, Federal regulation: 45 CFR Part 95, 7 CFR Part 272 and 277

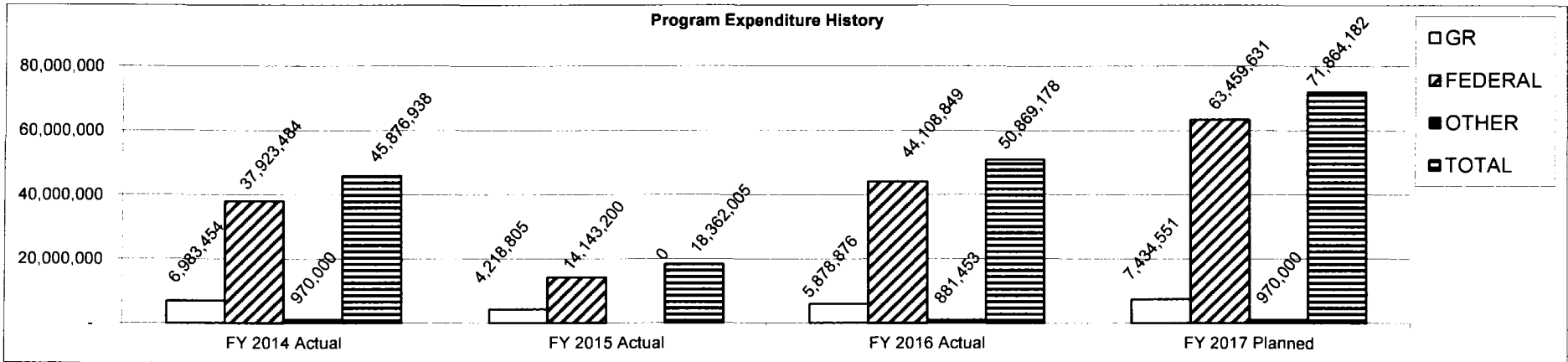
### 3. Are there federal matching requirements? If yes, please explain.

Yes, there are various match rates depending on the activity/scope of the project. For example, implementation is reimbursed at 90% and maintenance and operations is reimbursed at 75%. There is an Advanced Planning Document filed with the Centers for Medicare & Medicaid Services (CMS) detailing allocation of funding for MEDES development which is required in order to receive reimbursement and requires regular updates throughout the development stages of the project.

### 4. Is this a federally mandated program? If yes, please explain.

Resources used to support federally mandated programs such as Medicaid and Food Stamps would be considered federally mandated.

### 5. Provide actual expenditures for the prior three fiscal years and planned expenditures for the current fiscal year.



Planned FY 2017 expenditures are net of reverted and reserve.

### 6. What are the sources of the "Other " funds?

Health Initiatives Fund (0275)

## PROGRAM DESCRIPTION

**Department: Social Services**

**HB Section: 11.095**

**Program Name: Eligibility Enrollment System**

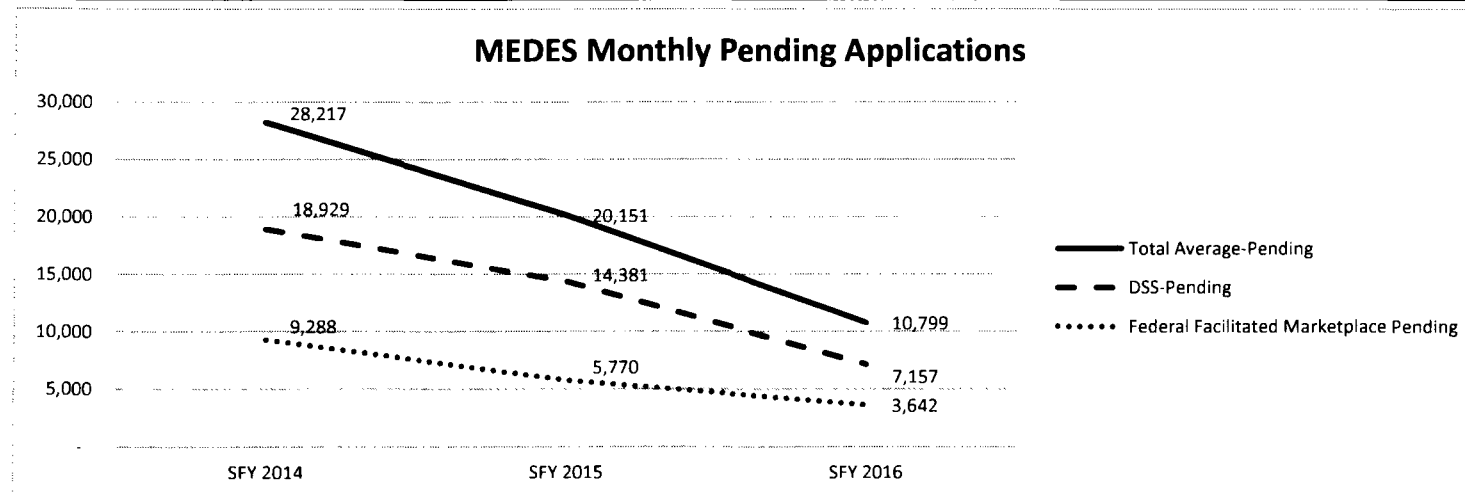
**Program is found in the following core budget(s): Eligibility Enrollment System**

### 7a. Provide an effectiveness measure.

Effectiveness during the design and implementation stages of MEDES can be measured by CMS certification and readiness reviews. Milestones can be measured by meeting functional milestones identified by CMS and agency priorities. These include:

October 1, 2013	Citizen web portal, ability to accept applications
December 31, 2013	Interfaces, MAGI calculation, forms, Caseworker Portal
September 2014	Implemented inbound/outbound Account Transfer for the FFM
September 2014	Began implementing integrated electronic document management (FileNet) into MEDES case management
January 1, 2016	Launched Organizational Change Management as a project component
August 2016	Release 1.10 Change in Circumstance functionality
September 2016	Rollout of ECM to all offices begins
December 2016	MEDES Application upgrade to Curam 6.2
Early 2017	Contract will be awarded for the beginning of Project Two which is the integration of Food Stamps into MEDES
June 2017	Release 2.2 to include functionality for Transitional Medicaid, Show Me Healthy Babies, automated case reviews, and completion of Project One, MO HealthNet for Families

### 7b. Provide an efficiency measure.



## PROGRAM DESCRIPTION

Department: Social Services

HB Section: 11.095

Program Name: Eligibility Enrollment System

Program is found in the following core budget(s): Eligibility Enrollment System

**7c. Provide the number of clients/individuals served, if applicable.**

When fully operational, MEDES will contain information for approximately 995,000 active Medicaid participants; 765,000 active Food Stamp participants; 36,000 active Temporary Assistance participants; and 37,000 active child care participants. It will also contain historical data on prior participants.

**7d. Provide a customer satisfaction measure, if available.**

N/A



# **CORE DECISION ITEM**

**Department: Social Services**  
**Division: Family Support**  
**Core: Community Partnerships**

**Budget Unit: 90055C**  
**HB Section: 11.100**

## **1. CORE FINANCIAL SUMMARY**

FY 2018 Budget Request					FY 2018 Governor's Recommendation						
	GR	Federal	Other	Total	E		GR	Federal	Other	Total	E
PS				0		PS					
EE	141,533	1,840		143,373		EE	141,533	1,840		143,373	
PSD	490,795	7,601,959		8,092,754		PSD	490,795	7,601,959		8,092,754	
TRF						TRF					
Total	632,328	7,603,799		8,236,127		Total	632,328	7,603,799		8,236,127	
FTE				0.00		FTE				0.00	

<b>Est. Fringe</b>	0	0	0	0
--------------------	---	---	---	---

*Note: Fringes budgeted in House Bill 5 except for certain fringes budgeted directly to MoDOT, Highway Patrol, and Conservation.*

<b>Est. Fringe</b>	0	0	0	0
--------------------	---	---	---	---

*Note: Fringes budgeted in House Bill 5 except for certain fringes budgeted directly to MoDOT, Highway Patrol, and Conservation.*

Other Funds:

## **2. CORE DESCRIPTION**

This appropriation provides funding to the twenty Community Partnerships that partner with the Department to engage local communities to plan, develop, finance, monitor and implement solutions to overcome challenges such as child abuse/neglect, drug abuse, before/after school childcare, safety and health issues and many others. The Community Partnerships help inform the Department on solutions that are community-based and community-driven.

## **3. PROGRAM LISTING (list programs included in this core funding)**

Community Partnerships



# CORE DECISION ITEM

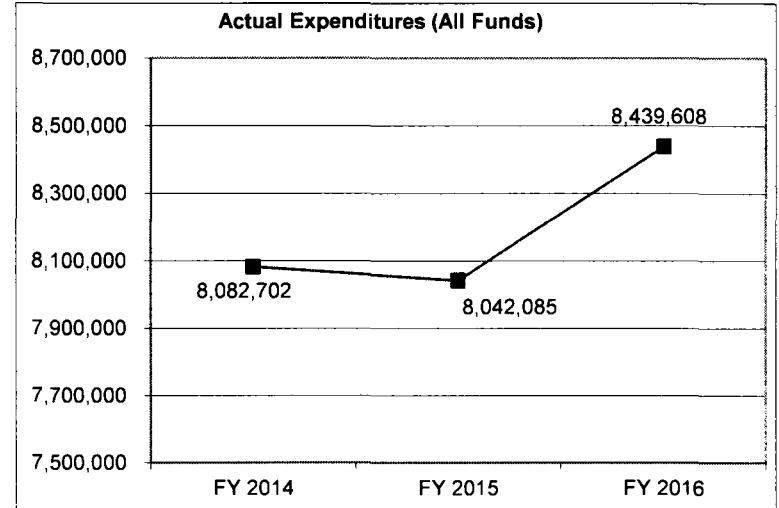
Department: Social Services  
Division: Family Support  
Core: Community Partnerships

Budget Unit: 90055C

HB Section: 11.100

## 4. FINANCIAL HISTORY

	FY 2014 Actual	FY 2015 Actual	FY 2016 Actual	FY 2017 Current Yr.
Appropriation (All Funds)	8,103,085	8,104,025	8,505,300	8,236,127
Less Reverted (All Funds)	(18,579)	(18,607)	(17,505)	N/A
Budget Authority (All Funds)	8,084,506	8,085,418	8,487,795	N/A
Actual Expenditures (All Funds)	8,082,702	8,042,085	8,439,608	N/A
Unexpended (All Funds)	1,804	43,333	48,187	N/A
Unexpended, by Fund:				
General Revenue	1	801	48,187	N/A
Federal	1,803	42,532	0	N/A
Other	0	0	0	N/A
			(1)	



Reverted includes the statutory three- percent reserve (when applicable).  
Restricted includes any Governor's Expenditure Restriction (when applicable).

### NOTES:

(1) FY16 - There was a core reduction of \$36,725 GR. There was an increase of \$120,000 FF for services in St. Louis. There was a use of flexibility to pay for Fatherhood Initiatives (\$318,000 Federal Funds).

## CORE RECONCILIATION DETAIL

### DEPARTMENT OF SOCIAL SERVICES COMMUNITY PARTNERSHIPS

#### 5. CORE RECONCILIATION DETAIL

				Budget Class	FTE	GR	Federal	Other	Total	Explanation
<b>TAFP AFTER VETOES</b>										
			EE		0.00	139,956	0	0	139,956	
			PD		0.00	492,372	7,603,799	0	8,096,171	
			<b>Total</b>		<b>0.00</b>	<b>632,328</b>	<b>7,603,799</b>	<b>0</b>	<b>8,236,127</b>	
<b>DEPARTMENT CORE ADJUSTMENTS</b>										
Core Reallocation	570	1571	EE		0.00	(139,956)	0	0	(139,956)	Core reallocation will more closely align with planned expenditures.
Core Reallocation	570	5652	EE		0.00	0	1,777	0	1,777	Core reallocation will more closely align with planned expenditures.
Core Reallocation	570	5653	EE		0.00	0	63	0	63	Core reallocation will more closely align with planned expenditures.
Core Reallocation	570	5651	EE		0.00	141,533	0	0	141,533	Core reallocation will more closely align with planned expenditures.
Core Reallocation	570	5652	PD		0.00	0	(1,777)	0	(1,777)	Core reallocation will more closely align with planned expenditures.
Core Reallocation	570	5653	PD		0.00	0	(63)	0	(63)	Core reallocation will more closely align with planned expenditures.
Core Reallocation	570	5651	PD		0.00	(1,577)	0	0	(1,577)	Core reallocation will more closely align with planned expenditures.
<b>NET DEPARTMENT CHANGES</b>					<b>0.00</b>	<b>0</b>	<b>0</b>	<b>0</b>	<b>0</b>	
<b>DEPARTMENT CORE REQUEST</b>										
			EE		0.00	141,533	1,840	0	143,373	
			PD		0.00	490,795	7,601,959	0	8,092,754	
			<b>Total</b>		<b>0.00</b>	<b>632,328</b>	<b>7,603,799</b>	<b>0</b>	<b>8,236,127</b>	

---

**CORE RECONCILIATION DETAIL**

---

**DEPARTMENT OF SOCIAL SERVICES  
COMMUNITY PARTNERSHIPS**

---

**5. CORE RECONCILIATION DETAIL**

---

	<b>Budget Class</b>	<b>FTE</b>	<b>GR</b>	<b>Federal</b>	<b>Other</b>	<b>Total</b>	<b>Explanation</b>
<b>GOVERNOR'S RECOMMENDED CORE</b>							
	EE	0.00	141,533	1,840	0	143,373	
	PD	0.00	490,795	7,601,959	0	8,092,754	
	<b>Total</b>	<b>0.00</b>	<b>632,328</b>	<b>7,603,799</b>	<b>0</b>	<b>8,236,127</b>	

## DECISION ITEM SUMMARY

Budget Unit								
Decision Item	FY 2016	FY 2016	FY 2017	FY 2017	FY 2018	FY 2018	FY 2018	FY 2018
Budget Object Summary	ACTUAL	ACTUAL	BUDGET	BUDGET	DEPT REQ	DEPT REQ	GOV REC	GOV REC
Fund	DOLLAR	FTE	DOLLAR	FTE	DOLLAR	FTE	DOLLAR	FTE
<b>COMMUNITY PARTNERSHIPS</b>								
<b>CORE</b>								
PERSONAL SERVICES								
GENERAL REVENUE	40,208	0.72	0	0.00	0	0.00	0	0.00
TOTAL - PS	40,208	0.72	0	0.00	0	0.00	0	0.00
EXPENSE & EQUIPMENT								
GENERAL REVENUE	1,577	0.00	139,956	0.00	141,533	0.00	141,533	0.00
TEMP ASSIST NEEDY FAM FEDERAL	1,777	0.00	0	0.00	1,777	0.00	1,777	0.00
DEPT OF SOC SERV FEDERAL & OTH	63	0.00	0	0.00	63	0.00	63	0.00
TOTAL - EE	3,417	0.00	139,956	0.00	143,373	0.00	143,373	0.00
PROGRAM-SPECIFIC								
GENERAL REVENUE	476,024	0.00	492,372	0.00	490,795	0.00	490,795	0.00
TEMP ASSIST NEEDY FAM FEDERAL	4,517,847	0.00	4,201,624	0.00	4,199,847	0.00	4,199,847	0.00
DEPT OF SOC SERV FEDERAL & OTH	3,402,112	0.00	3,402,175	0.00	3,402,112	0.00	3,402,112	0.00
TOTAL - PD	8,395,983	0.00	8,096,171	0.00	8,092,754	0.00	8,092,754	0.00
<b>TOTAL</b>	<b>8,439,608</b>	<b>0.72</b>	<b>8,236,127</b>	<b>0.00</b>	<b>8,236,127</b>	<b>0.00</b>	<b>8,236,127</b>	<b>0.00</b>
<b>GRAND TOTAL</b>	<b>\$8,439,608</b>	<b>0.72</b>	<b>\$8,236,127</b>	<b>0.00</b>	<b>\$8,236,127</b>	<b>0.00</b>	<b>\$8,236,127</b>	<b>0.00</b>

## FLEXIBILITY REQUEST FORM

<b>BUDGET UNIT NUMBER:</b> 90055C <b>BUDGET UNIT NAME:</b> Community Partnerships and Missouri Mentoring <b>HOUSE BILL SECTION:</b> 11.100	<b>DEPARTMENT:</b> Social Services  <b>DIVISION:</b> Family Support Division
--	--

1. Provide the amount by fund of personal service flexibility and the amount by fund of expense and equipment flexibility you are requesting in dollar and percentage terms and explain why the flexibility is needed. If flexibility is being requested among divisions, provide the amount by fund of flexibility you are requesting in dollar and percentage terms and explain why the flexibility is needed.

### Governor's Recommendation

Core	% Flex Requested	Flex Requested Amount
------	------------------	-----------------------

*Total Request*    \$10,479,827        10%        \$1,047,983

2. Estimate how much flexibility will be used for the budget year. How much flexibility was used in the Prior Year Budget and the Current Year Budget? Please specify the amount.

PRIOR YEAR ACTUAL AMOUNT OF FLEXIBILITY USED	CURRENT YEAR ESTIMATED AMOUNT OF FLEXIBILITY THAT WILL BE USED	BUDGET REQUEST ESTIMATED AMOUNT OF FLEXIBILITY THAT WILL BE USED
None.	H.B. 11 language allows for up to 10% flexibility between House Bill Sections 11.100, 11.115 and 11.180.	10% flexibility is being requested for FY 18.

3. Please explain how flexibility was used in the prior and/or current years.

PRIOR YEAR EXPLAIN ACTUAL USE	CURRENT YEAR EXPLAIN PLANNED USE
None.	Flexibility allows continued service without disrupting or delaying benefits and allows the funding of TANF allowable initiatives.

# DECISION ITEM DETAIL

Budget Unit	FY 2016	FY 2016	FY 2017	FY 2017	FY 2018	FY 2018	FY 2018	FY 2018
Decision Item	ACTUAL	ACTUAL	BUDGET	BUDGET	DEPT REQ	DEPT REQ	GOV REC	GOV REC
Budget Object Class	DOLLAR	FTE	DOLLAR	FTE	DOLLAR	FTE	DOLLAR	FTE
<b>COMMUNITY PARTNERSHIPS</b>								
<b>CORE</b>								
SPECIAL ASST PROFESSIONAL	25,767	0.36	0	0.00	0	0.00	0	0.00
SPECIAL ASST TECHNICIAN	14,441	0.36	0	0.00	0	0.00	0	0.00
<b>TOTAL - PS</b>	<b>40,208</b>	<b>0.72</b>	<b>0</b>	<b>0.00</b>	<b>0</b>	<b>0.00</b>	<b>0</b>	<b>0.00</b>
PROFESSIONAL SERVICES	3,267	0.00	139,956	0.00	143,223	0.00	143,223	0.00
BUILDING LEASE PAYMENTS	150	0.00	0	0.00	150	0.00	150	0.00
<b>TOTAL - EE</b>	<b>3,417</b>	<b>0.00</b>	<b>139,956</b>	<b>0.00</b>	<b>143,373</b>	<b>0.00</b>	<b>143,373</b>	<b>0.00</b>
PROGRAM DISTRIBUTIONS	8,395,983	0.00	8,096,171	0.00	8,092,754	0.00	8,092,754	0.00
<b>TOTAL - PD</b>	<b>8,395,983</b>	<b>0.00</b>	<b>8,096,171</b>	<b>0.00</b>	<b>8,092,754</b>	<b>0.00</b>	<b>8,092,754</b>	<b>0.00</b>
<b>GRAND TOTAL</b>	<b>\$8,439,608</b>	<b>0.72</b>	<b>\$8,236,127</b>	<b>0.00</b>	<b>\$8,236,127</b>	<b>0.00</b>	<b>\$8,236,127</b>	<b>0.00</b>
<b>GENERAL REVENUE</b>	<b>\$517,809</b>	<b>0.72</b>	<b>\$632,328</b>	<b>0.00</b>	<b>\$632,328</b>	<b>0.00</b>	<b>\$632,328</b>	<b>0.00</b>
<b>FEDERAL FUNDS</b>	<b>\$7,921,799</b>	<b>0.00</b>	<b>\$7,603,799</b>	<b>0.00</b>	<b>\$7,603,799</b>	<b>0.00</b>	<b>\$7,603,799</b>	<b>0.00</b>
<b>OTHER FUNDS</b>	<b>\$0</b>	<b>0.00</b>	<b>\$0</b>	<b>0.00</b>	<b>\$0</b>	<b>0.00</b>	<b>\$0</b>	<b>0.00</b>

## PROGRAM DESCRIPTION

**Department: Social Services**

**HB Section: 11.100**

**Program Name: Community Partnerships**

**Program is found in the following core budget(s): Community Partnerships**

### 1. What does this program do?

The twenty Missouri Community Partnerships are decision-making entities, broadly representative of a county or multi-county area, that partners with the department and other state agencies to plan, develop, finance and monitor strategies to achieve specific Core Result areas.

The Core Result areas include, but are not limited to, the following:

- Children & Families Safe
- Children & Families Healthy
- Children Ready to Enter School
- Children & Youth Succeeding in School
- Youth Ready to Enter the Workforce & Become Productive Citizens
- Parents Working

Strategies used to meet these Core Result areas include:

- Actively involving communities in decisions which affect their well-being;
- Bringing services closer to where families live & children go to school;
- Using dollars more flexibly & effectively to meet the needs of families; and
- Being accountable for results

Community Partnerships design, implement and evaluate community strategies based on assessments. These entities also mobilize, leverage, and allocate resources for community-based services. Each Community Partnership responds to needs and issues that are specific to their particular community. They bring together other existing groups to work on filling the gaps in services without duplicating efforts.

Examples of the types of initiatives the Community Partnerships are involved in include:

- Partner with DSS to work on early childcare issues and work with daycare providers.
- Partner with DSS to provide Missouri Mentoring Programs.
- Partner with the Missouri Re-Entry Project utilizing VISTA (Volunteers in Services to America) Volunteers. These volunteers offer a low-cost solution to staffing Re-Entry efforts.
- Partner with DSS to provide Independent Living Program services for youth transitioning from foster care.
- Partner with DYS on transitional services for youth moving back to their communities/homes after they have been with DYS. Some examples include providing basic needs such as clothing, toiletries, jobsite clothes, and school supplies. Other transitional services provided are monthly parent support group sessions and community mentors to help youth transition.
- Work on safety issues in their communities. Many are certified to inspect and install car seats. Some are working on drug and alcohol prevention campaigns.
- Work on health and dental health strategies for the local communities. Several have been instrumental in getting Federally Qualified Healthcare Centers (FQHC) in their areas as well as dental clinics and mobile dental clinics. The Community Partnerships partner with local agencies to accomplish these goals.

## PROGRAM DESCRIPTION

**Department: Social Services**

**HB Section: 11.100**

**Program Name: Community Partnerships**

**Program is found in the following core budget(s): Community Partnerships**

- Work with local schools on a variety of issues such as increasing graduation rates and decreasing discipline problems. They provide after school programming, summer programs, teen parent mentoring and job readiness trainings.

Missouri's Community Partnership sites include: Buchanan County, Butler County, Cape Girardeau County, Dunklin County, Greene County, Jackson County, Jasper and Newton Counties, Jefferson County, Knox and Schuyler Counties, Marion County, Mississippi County, New Madrid County, Pemiscot County, Pettis County, Phelps County, Randolph County, Ripley County, St. Louis City and County, St. Francois County and Washington County.

It should be noted that each Partnership's sphere of influence goes well beyond its county.

In FY 17, DSS transferred some program oversight and collaboration efforts to the Families and Communities Together (FACT) Board.

**2. What is the authorization for this program, i.e., federal or state statute, etc.? (Include the federal program number, if applicable.)**

State Statute: HB 11.

**3. Are there federal matching requirements? If yes, please explain.**

State expenditures from this program are used as Maintenance of Effort (MOE) to earn the TANF block grant and the Social Services Block Grant.

**4. Is this a federally mandated program? If yes, please explain.**

No.



## PROGRAM DESCRIPTION

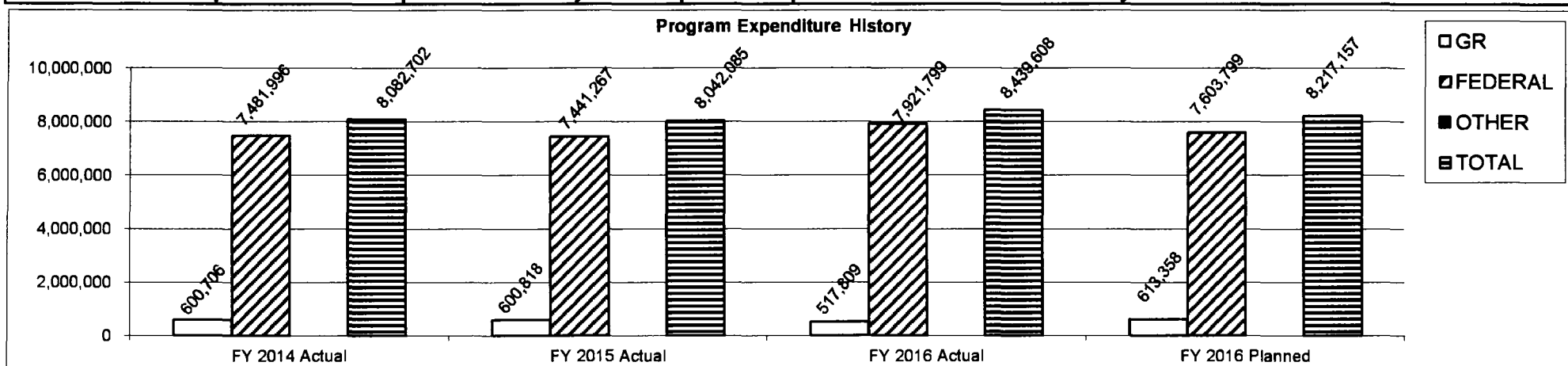
Department: Social Services

HB Section: 11.100

Program Name: Community Partnerships

Program is found in the following core budget(s): Community Partnerships

### 5. Provide actual expenditures for the prior three fiscal years and planned expenditures for the current fiscal year.



Planned FY 2017 expenditures are net of reverted and reserve.

### 6. What are the sources of the "Other " funds?

N/A

### 7a. Provide an effectiveness measure.

#### Volunteer Service Hours

Fiscal Year	Projected	Actual
FY 2014	*	301,926
FY 2015	*	291,552
FY 2016	*	250,735
FY 2017	290,000	
FY 2018	295,000	
FY 2019	298,000	

\* New measure, therefore no projections are available prior to FY 2017

## PROGRAM DESCRIPTION

Department: Social Services

HB Section: 11.100

Program Name: Community Partnerships

Program is found in the following core budget(s): Community Partnerships

### 7b. Provide an efficiency measure.

#### Ratio of Community Partnership Dollars Leveraged to DSS Community Partnership Funding

Fiscal Year	Projected	Actual
FY 2014	\$9:\$1	\$8.54:\$1
FY 2015	\$9:\$1	\$8.08:\$1
FY 2016	\$8.50:\$1	\$8.84:\$1
FY 2017	\$8.90:\$1	
FY 2018	\$8.90:\$1	
FY 2019	\$8.90:\$1	

FY2016-For every \$1 received, Community Partnerships are able to leverage \$8.84 back into the community through in-kind donations, local investment dollars, participant fees, and other state and federal funding.

### 7c. Provide the number of clients/individuals served, if applicable.

#### Participants Served

Fiscal Year	Projected	Actual
FY 2014	*	534,126
FY 2015	*	656,281
FY 2016	*	505,279
FY 2017	560,000	
FY 2018	580,000	
FY 2019	600,000	

\* New measure, therefore no projections are available prior to FY 2017

### 7d. Provide a customer satisfaction measure, if available.

N/A

*Community Partnership Organizations***Area Resources for Community and Human Services  
(St. Louis City and County)****FY 17 Amount    \$1,464,864**

The Humboldt Building  
539 N. Grand, 6<sup>th</sup> Floor  
St. Louis, MO 63103

**Phone:** (314) 534-0022**Fax:** (314) 534-0055**Web Site:** [www.stlarchs.org](http://www.stlarchs.org)**Butler County Community Resource Council****FY 17 Amount    \$153,129**

644 Charles Street  
Poplar Bluff, MO 63901

**Phone:** (573) 776-7830**Fax:** (573) 776-6130**Web Site:** [www.thecrc.org](http://www.thecrc.org)**Community Caring Council  
(Cape Girardeau County)****FY 17 Amount    \$247,039**

P.O. Box 552  
Cape Girardeau, MO 63702-0552

**Phone:** (573) 651-3747**Fax:** (573) 651-3646**Web Site:** [www.communitycaringcouncil.org](http://www.communitycaringcouncil.org)**Community Partnership of the Ozarks  
(Greene County)****FY 17 Amount    \$583,167**

330 N. Jefferson Avenue, 937 Broadway  
Springfield, MO 65806

**Phone:** (417) 888-2020**Fax:** (417) 888-2322**Web Site:** [www.cpozarks.org](http://www.cpozarks.org)

**Dunklin County Caring Council, Inc.**

311 Kennett Street  
 Kennett, MO 63857  
**Phone:** (573) 717-1158  
**Fax:** (573) 717-1825

**FY 17 Amount    \$166,751**

---

**Families and Communities Together, Inc. of Marion County, Missouri**

4 Melgrove Lane  
 Hannibal, MO 63401  
**Phone:** (573) 221-2285  
**Fax:** (573) 221-1606  
**Web Site:** [www.mcfact.org](http://www.mcfact.org)

**FY 17 Amount    \$131,375**

---

**Jefferson County Community Partnership, Inc.**

3875 Plass Road Bldg A  
 Festus, MO 63028  
**Phone:** (636) 465-0983 Ext105  
**Fax:** (636) 465-0987  
**Web Site:** [www.jccp.org](http://www.jccp.org)

**FY 17 Amount    \$283,569**

---

**Greater Kansas City Local Investment Commission, Inc  
(Jackson County)**

3100 Broadway, Suite 1100  
 Kansas City, MO 64111-2513  
**Phone:** (816) 889-5050  
**Fax:** (816) 889-5051  
**Web Site:** [www.kclinc.org](http://www.kclinc.org)

**FY 17 Amount \$1,979,233**

---

**Mississippi County Interagency Council**

603 Garfield  
 East Prairie, MO 63845  
**Phone:** (573) 683-7551  
**Fax:** (573) 683-7591  
**Web Site:** [www.mccaring.org](http://www.mccaring.org)

**FY 17 Amount    \$111,479**

**New Madrid County Human Resources Council Community Partnership FY 17 Amount    \$135,976**

420 Virginia Ave.

New Madrid, MO 63869

**Phone:** (573) 748-2778 or (573) 748-2708**Fax:** (573) 748-2467**Web Site:** [www.nmcfamilyresourcecenter.com](http://www.nmcfamilyresourcecenter.com)**Northeast Missouri Caring Communities, Inc.  
(Knox and Schuyler Counties)****FY 17 Amount    \$168,338**

PO Box 145

Edina, MO 63537

**(Above is the mailing address for both)****Fax:** 660.397.2403**Actual Location:** 105 E. Jackson, Lancaster, MO 63548**Phone:** (660) 457-3535 or (660) 457-3538**Fax:** (660) 457-3838**Web Site:** [www.nemocc.org](http://www.nemocc.org)**Pemiscot County Initiative Network (PIN)****FY 17 Amount    \$131,672**

711 West 3rd Street, PO Box 1114

Caruthersville, MO 63830

**Phone:** (573) 333-5301 X 231**Fax:** (573) 333-2160**Pettis County Community Partnership, Inc.****FY 17 Amount    \$227,327**

1400 S. Limit Ste. 29

Sedalia, MO 65301

**Phone:** (660) 827-0560**Fax:** (660) 827-0633**Web Site:** [www.pettiscommunitypartners.org](http://www.pettiscommunitypartners.org)**The Community Partnership  
(Phelps County)****FY 17 Amount    \$129,075**

1101 Hauck Drive

Rolla, MO 65401

**Phone:** (573) 368-2849**Fax:** (573) 368-3911**Web Site:** [www.thecommunitypartnership.org](http://www.thecommunitypartnership.org)

**Randolph County Community Partnership, Inc.****FY 17 Amount    \$125,386**

101 West Coates

PO Box 653

Moberly, MO 65270

**Phone:** (660) 263-7173**Fax:** (660) 263-7244**Web Site:** [www.rccaringcomm.org](http://www.rccaringcomm.org)**Ripley County Caring Community Partnership****FY 17 Amount    \$117,080**

209 W. Highway Street

Doniphan, MO 63935

**Phone:** (573) 996-7980**Fax:** (573) 996-4662**Web Site:** [www.rcccp.org](http://www.rcccp.org)**St. Francois County Community Partnership****FY 17 Amount    \$125,873**

200 W. First Street, Suite 182

Farmington, MO 63640

**Phone:** (573) 760-0212 or (573) 431-3173**Fax:** (573) 431-0451**Web Site:** [www.sfccp.org](http://www.sfccp.org)**St. Joseph Youth Alliance****FY 17 Amount    \$288,463****(Buchanan County)**

5223 Mitchell Avenue

St. Joseph, MO 64507

**Phone:** (816) 232-0050**Fax:** (816) 390-8536**Web Site:** [www.youth-alliance.org](http://www.youth-alliance.org)**Southwest Missouri Community Alliance  
(Jasper and Newton Counties)****FY 17 Amount    \$350,952**

1027 S. Main, Suite 7

Joplin, MO 64801

**Phone:** (417) 782-9899**Fax:** (417) 782-4337**Web Site:** [www.theallianceofswmo.org](http://www.theallianceofswmo.org)

**Washington County Community 2000 Partnership, Inc**

212 E. Jefferson Street

Potosi, MO 63664

**Phone:** (573) 438-8555**Fax:** (573) 438-9233**Web Site:** [www.wcpartnership.com](http://www.wcpartnership.com)**FY 17 Amount    \$125,241****Caring Communities, Inc. (dba) The Family and Community Trust**

PO Box 291

Jefferson City, MO 65102-0921

114B E. High Street

Jefferson City, MO 65101

**Phone:** (573) 636-3228 & 636-3338**Fax:** (573) 632-2499**Web Site:** [www.mofact.org](http://www.mofact.org)**FY 17 Amount    \$160,500****Total Contracts:    \$7,206,489****Note:** The contract amounts do not include Community Initiative contracts as they are subject to change during the fiscal year.





# CORE DECISION ITEM

Department: Social Services  
Division: Family Support  
Core: Missouri Mentoring Partnership

Budget Unit: 90056C  
HB Section: 11.100

## 1. CORE FINANCIAL SUMMARY

FY 2018 Budget Request					FY 2018 Governor's Recommendation						
	GR	Federal	Other	Total	E		GR	Federal	Other	Total	E
PS						PS					
EE						EE					
PSD		1,443,700		1,443,700		PSD		1,443,700		1,443,700	
TRF						TRF					
Total	0	1,443,700		1,443,700		Total	0	1,443,700		1,443,700	
FTE				0.00		FTE				0.00	

<b>Est. Fringe</b>	0	0	0	0
<i>Note: Fringes budgeted in House Bill 5 except for certain fringes budgeted directly to MoDOT, Highway Patrol, and Conservation.</i>				

<b>Est. Fringe</b>	0	0	0	0
<i>Note: Fringes budgeted in House Bill 5 except for certain fringes budgeted directly to MoDOT, Highway Patrol, and Conservation.</i>				

Other Funds:

Other Funds:

## 2. CORE DESCRIPTION

The appropriation provides funding for a preventative intervention program to provide work site, teen parent mentoring support, and training for youth at risk of entering the welfare or justice system.

## 3. PROGRAM LISTING (list programs included in this core funding)

Missouri Mentoring Partnership

# **CORE DECISION ITEM**

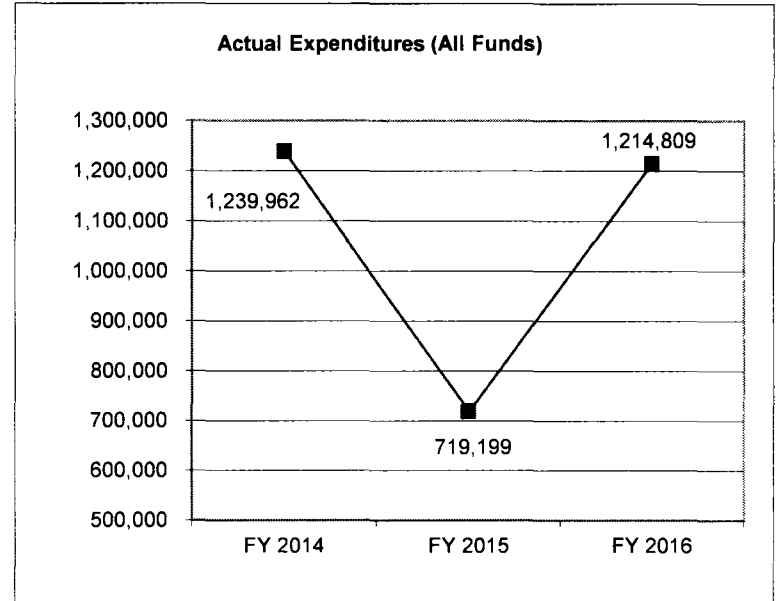
**Department: Social Services**  
**Division: Family Support**  
**Core: Missouri Mentoring Partnership**

**Budget Unit: 90056C**

**HB Section: 11.100**

## **4. FINANCIAL HISTORY**

	<b>FY 2014 Actual</b>	<b>FY 2015 Actual</b>	<b>FY 2016 Actual</b>	<b>FY 2017 Current Yr.</b>
Appropriation (All Funds)	1,293,700	1,643,700	1,518,700	1,443,700
Less Reverted (All Funds)	(15,261)	0	(2,250)	N/A
Less Reverted (All Funds)	0	0	0	N/A
Budget Authority (All Funds)	1,278,439	1,643,700	1,516,450	N/A
Actual Expenditures (All Funds)	1,239,962	719,199	1,214,809	N/A
Unexpended (All Funds)	38,477	924,501	301,641	N/A
Unexpended, by Fund:				
General Revenue	0	708,700	0	N/A
Federal	38,477	215,801	301,641	N/A
Other	0	0	0	N/A
	<b>(1)</b>	<b>(2)</b>	<b>(3)</b>	



Reverted includes the statutory three percent reserve (when applicable).

Restricted includes any Governor's Expenditure Restriction (when applicable).

### **NOTES:**

**(1)** FY2014 - Core reduction of \$1,235 GR.

**(2)** FY2015 - Core reduction of \$508,700 GR to use TANF funds to replace core dollars (currently in TANF budget section). In FY16, \$508,700 in TANF funding was transferred to this appropriation. Funding was put in restriction in FY15 in the amount of \$858,700.

**(3)** FY2016 - Core increase of \$75,000 GR for the St. Louis Mentoring Program. Core reduction of \$200,000 Federal Funds.

## CORE RECONCILIATION DETAIL

### DEPARTMENT OF SOCIAL SERVICES MO MENTORING PARTNERSHIP

#### 5. CORE RECONCILIATION DETAIL

	Budget Class	FTE	GR	Federal	Other	Total	Explanation
<b>TAFP AFTER VETOES</b>							
	PD	0.00	0	1,443,700	0	1,443,700	
	<b>Total</b>	<b>0.00</b>	<b>0</b>	<b>1,443,700</b>	<b>0</b>	<b>1,443,700</b>	
<b>DEPARTMENT CORE REQUEST</b>							
	PD	0.00	0	1,443,700	0	1,443,700	
	<b>Total</b>	<b>0.00</b>	<b>0</b>	<b>1,443,700</b>	<b>0</b>	<b>1,443,700</b>	
<b>GOVERNOR'S RECOMMENDED CORE</b>							
	PD	0.00	0	1,443,700	0	1,443,700	
	<b>Total</b>	<b>0.00</b>	<b>0</b>	<b>1,443,700</b>	<b>0</b>	<b>1,443,700</b>	

## DECISION ITEM SUMMARY

Budget Unit								
Decision Item	FY 2016	FY 2016	FY 2017	FY 2017	FY 2018	FY 2018	FY 2018	FY 2018
Budget Object Summary	ACTUAL	ACTUAL	BUDGET	BUDGET	DEPT REQ	DEPT REQ	GOV REC	GOV REC
Fund	DOLLAR	FTE	DOLLAR	FTE	DOLLAR	FTE	DOLLAR	FTE
<b>MO MENTORING PARTNERSHIP</b>								
<b>CORE</b>								
PROGRAM-SPECIFIC								
GENERAL REVENUE	72,750	0.00	0	0.00	0	0.00	0	0.00
TEMP ASSIST NEEDY FAM FEDERAL	432,030	0.00	508,700	0.00	508,700	0.00	508,700	0.00
DEPT OF SOC SERV FEDERAL & OTH	710,029	0.00	935,000	0.00	935,000	0.00	935,000	0.00
TOTAL - PD	1,214,809	0.00	1,443,700	0.00	1,443,700	0.00	1,443,700	0.00
<b>TOTAL</b>	<b>1,214,809</b>	<b>0.00</b>	<b>1,443,700</b>	<b>0.00</b>	<b>1,443,700</b>	<b>0.00</b>	<b>1,443,700</b>	<b>0.00</b>
<b>GRAND TOTAL</b>	<b>\$1,214,809</b>	<b>0.00</b>	<b>\$1,443,700</b>	<b>0.00</b>	<b>\$1,443,700</b>	<b>0.00</b>	<b>\$1,443,700</b>	<b>0.00</b>

2/7/17 8:12

im\_disummary

# DECISION ITEM DETAIL

Budget Unit	FY 2016	FY 2016	FY 2017	FY 2017	FY 2018	FY 2018	FY 2018	FY 2018
Decision Item	ACTUAL	ACTUAL	BUDGET	BUDGET	DEPT REQ	DEPT REQ	GOV REC	GOV REC
Budget Object Class	DOLLAR	FTE	DOLLAR	FTE	DOLLAR	FTE	DOLLAR	FTE
<b>MO MENTORING PARTNERSHIP</b>								
<b>CORE</b>								
PROGRAM DISTRIBUTIONS	1,214,809	0.00	1,443,700	0.00	1,443,700	0.00	1,443,700	0.00
TOTAL - PD	1,214,809	0.00	1,443,700	0.00	1,443,700	0.00	1,443,700	0.00
<b>GRAND TOTAL</b>	<b>\$1,214,809</b>	<b>0.00</b>	<b>\$1,443,700</b>	<b>0.00</b>	<b>\$1,443,700</b>	<b>0.00</b>	<b>\$1,443,700</b>	<b>0.00</b>
GENERAL REVENUE	\$72,750	0.00	\$0	0.00	\$0	0.00	\$0	0.00
FEDERAL FUNDS	\$1,142,059	0.00	\$1,443,700	0.00	\$1,443,700	0.00	\$1,443,700	0.00
OTHER FUNDS	\$0	0.00	\$0	0.00	\$0	0.00	\$0	0.00

## PROGRAM DESCRIPTION

**Department: Social Services**

**Program Name: Missouri Mentoring Partnership**

**Program is found in the following core budget(s): Missouri Mentoring Partnership**

### 1. What does this program do?

The Missouri Mentoring program provides for intervention programs offering work and teen parent mentoring to youth at risk of entering the welfare system or the justice system. Sites have job-site and teen parenting components serving youth primarily between 16 and 21 years of age. There are mentoring sites in St. Louis, Cape Girardeau, Boone, Phelps, Greene, Buchanan, Pemiscot, New Madrid and Butler counties. Youth from Ripley, Bollinger, Scott and Mississippi counties are also served in this program. Please see the list of partners and contract amounts. Community partnerships administer and manage these initiatives except in St. Louis and Springfield where the Family Resource Center, Inc. and Missouri State University respectively are the contracting entities.

### 2. What is the authorization for this program, i.e., federal or state statute, etc.? (Include the federal program number, if applicable.)

House Bill 11.100.

### 3. Are there federal matching requirements? If yes, please explain.

Expenditures are paid with funding from the IV-B Grant (Family Preservation and Support Services), which has a 20% match requirement. The requirement is met by expenditures from other appropriations.

### 4. Is this a federally mandated program? If yes, please explain.

No.

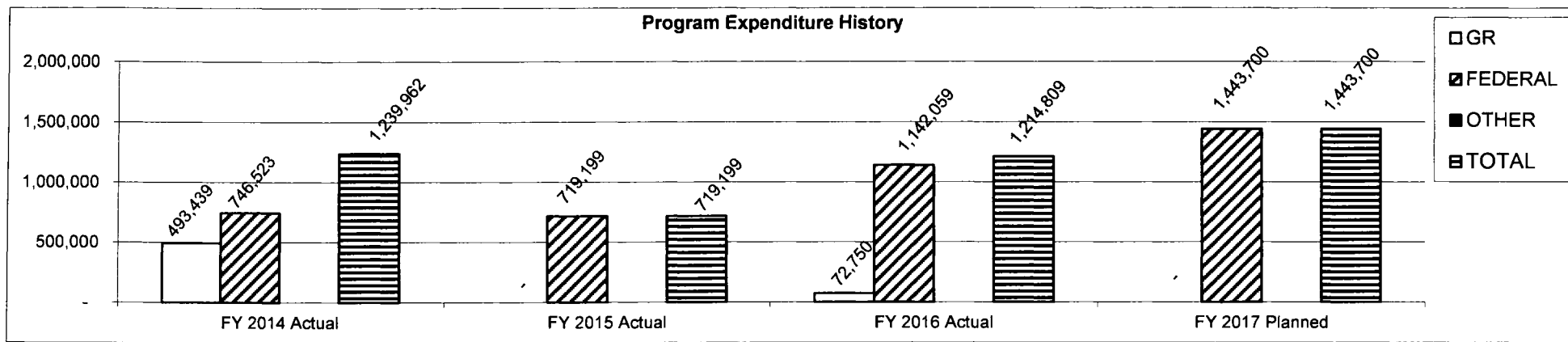
## PROGRAM DESCRIPTION

**Department:** Social Services

**Program Name:** Missouri Mentoring Partnership

**Program is found in the following core budget(s):** Missouri Mentoring Partnership

### 5. Provide actual expenditures for the prior three fiscal years and planned expenditures for the current fiscal year.



Planned FY 2017 expenditures are net of reverted and reserve.

### 6. What are the sources of the "Other " funds?

N/A

### 7a. Provide an effectiveness measure.

#### Participants Achieved 180 Days of Employment as a % of Youth In Mentored Employment

Year	Projected % of Achievement	Actual % of Achievement
SFY14	12.00%	32.60%
SFY15	15.00%	14.00%
SFY16	15.00%	24.00%
SFY17	20.00%	
SFY18	20.00%	
SFY19	20.00%	

#### Repeat Pregnancies as a % of Participating Parents

Year	Projected % of Repeat Pregnancies	Actual % of Repeat Pregnancies
SFY14	2.00%	0.11%
SFY15	2.00%	0.04%
SFY16	0.50%	0.06%
SFY17	0.15%	
SFY18	0.15%	
SFY19	0.15%	

## PROGRAM DESCRIPTION

**Department:** Social Services

**Program Name:** Missouri Mentoring Partnership

**Program is found in the following core budget(s):** Missouri Mentoring Partnership

### 7b. Provide an efficiency measure.

#### Youth in Mentored Employment as a % of Participating Youth

Year	Projected % of Youth in Mentored Employment	Actual % of Youth in Mentored Employment
SFY14	30.00%	28.40%
SFY15	30.00%	25.00%
SFY16	28.00%	33.00%
SFY17	30.00%	
SFY18	30.00%	
SFY19	30.00%	

#### Percent of Participants' Children with Current Immunizations

Year	Projected % of Children	Actual % of Children
SFY14	92.00%	80.80%
SFY15	85.00%	83.00%
SFY16	85.00%	97.00%
SFY17	95.00%	
SFY18	95.00%	
SFY19	95.00%	

### 7c. Provide the number of clients/individuals served, if applicable.

#### Youth Served Through Missouri Mentoring

Year	Projected Number of Youth Served	Actual Number of Youth Served
SFY14	700	746
SFY15	750	768
SFY16	770	920
SFY17	900	
SFY18	900	
SFY19	900	

### 7d. Provide a customer satisfaction measure, if available.

N/A



**Missouri Mentoring Organizations****Butler County Community Resource Council**

**Contact:** Karen Crook, Executive Director  
644 Charles Street  
Poplar Bluff, MO 63901  
**Phone:** (573) 776-7830

**FFY17 MMP Amount: \$124,715****Community Caring Council****(Cape Girardeau County)**

**Contact:** Kay Azuma, Acting Director  
P.O. Box 552  
Cape Girardeau, MO 63702-0552  
**Phone:** (573) 651-3747 x101

**FFY17 MMP Amount: \$128,377****New Madrid County Human Resources Council Community Partnership**

**Contact:** Tonya Vannasdall, Executive Director  
420 Virginia Ave.  
New Madrid, MO 63869  
**Phone:** (573) 748-2778 or (573) 748-2708

**FFY17 MMP Amount: \$80,000****Pemiscot County Initiative Network (PIN)**

**Contact:** David Fullhart, Director  
711 West 3rd Street, PO Box 1114  
Caruthersville, MO 63830  
**Phone:** (573) 333-5301 X231

**FFY17 MMP Amount: \$84,245****The Community Partnership****(Phelps County)**

**Contact:** Jean Darnell, Executive Director  
1101 Hauck Drive  
Rolla, MO 65401  
**Phone:** (573) 368-2849

**FFY17 MMP Amount: \$165,245**

**Randolph County Community Partnership**  
**(Serving Boone County)**

**Contact:** Brian Williams, Executive Director  
101 West Coates  
PO Box 653  
Moberly, MO 65270  
**Phone:** (660) 263-7173

**FFY17 MMP Amount: \$101,031**

**St. Joseph Youth Alliance**  
**(Buchanan County)**

**Contact:** Robin Hammond, Director  
5223 Mitchell Avenue  
St. Joseph, MO 64507  
**Phone:** (816) 232-0050

**FFY17 MMP Amount: \$119,590**

**Family Resource Center**

**Contact:** Greg Echele, Executive Director  
3309 South Kingshighway Blvd.  
St. Louis, MO 63139  
**Phone:** (314)534-9350

**FFY17 MMP Amount: \$332,587**

**Missouri State University**

**Contact:** Marina Zordell-Reed  
901 S. National Ave.  
Springfield, MO 65897  
**Phone:** (417) 836-5972

**FFY17 MMP Amount: \$131,768**

**Total MO Mentoring Contracts: \$1,267,558**

**Note:** The contract amounts do not include administrative cost such as technical assistance, meetings, training, and travel.



# CORE DECISION ITEM

Department: Social Services  
Division: Family Support  
Core: Adolescent Program

Budget Unit: 90059C  
HB Section: 11.100

## 1. CORE FINANCIAL SUMMARY

FY 2018 Budget Request						FY 2018 Governor's Recommendation					
	GR	Federal	Other	Total	E		GR	Federal	Other	Total	E
PS						PS					
EE						EE					
PSD		800,000		800,000		PSD		800,000		800,000	
TRF						TRF					
Total		800,000		800,000		Total		800,000		800,000	
FTE				0.00		FTE				0.00	
Est. Fringe	0	0	0	0		Est. Fringe	0	0	0	0	
Note: Fringes budgeted in House Bill 5 except for certain fringes budgeted directly to MoDOT, Highway Patrol, and Conservation.						Note: Fringes budgeted in House Bill 5 except for certain fringes budgeted directly to MoDOT, Highway Patrol, and Conservation.					

Other Funds:

Other Funds:

## 2. CORE DESCRIPTION

This appropriation funds the Adolescent Boys and Girls Mentoring Program to prevent and reduce the incidence of out-of-wedlock pregnancies and encourage the formation and maintenance of two-parent families.

## 3. PROGRAM LISTING (list programs included in this core funding)

Adolescent Boys Program  
Adolescent Girls Program

# CORE DECISION ITEM

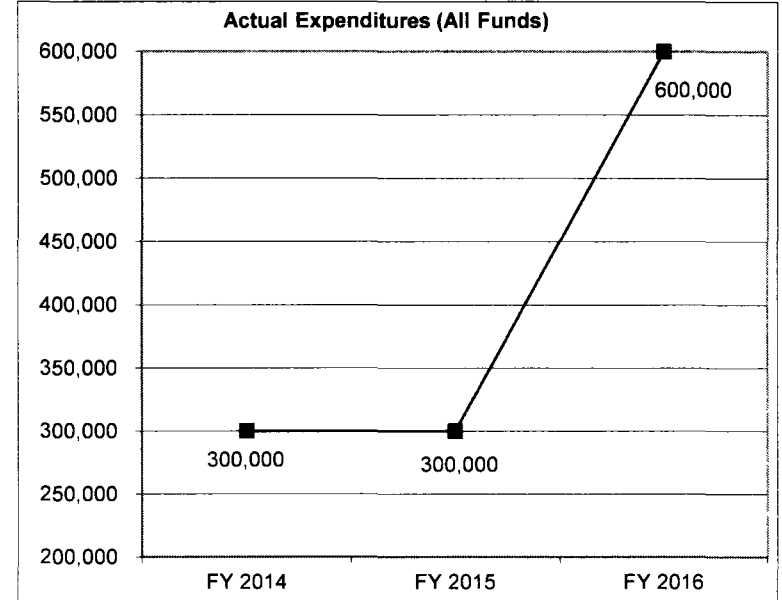
Department: Social Services  
Division: Family Support  
Core: Adolescent Program

Budget Unit: 90059C

HB Section: 11.100

## 4. FINANCIAL HISTORY

	FY 2014 Actual	FY 2015 Actual	FY 2016 Actual	FY 2017 Current Yr.
Appropriation (All Funds)	300,000	600,000	600,000	800,000
Less Reverted (All Funds)	0	0	0	N/A
Less Restricted (All Funds)	0	0	0	N/A
Budget Authority (All Funds)	300,000	600,000	600,000	N/A
Actual Expenditures (All Funds)	300,000	300,000	600,000	N/A
Unexpended (All Funds)	0	300,000	0	N/A
Unexpended, by Fund:				
General Revenue	0	0	0	N/A
Federal	0	300,000	0	N/A
Other	0	0	0	N/A
	(1)	(2)		(3)



Reverted includes the statutory three- percent reserve (when applicable).  
Restricted includes any Governor's Expenditure Restriction (when applicable).

### NOTES:

(1) FY2014- Core increase of \$104,160.

(2) FY2015- Core increase of \$300,000 for Adolescent Girls Program. The contract for Adolescent Girls was awarded May 21, 2015, therefore any expenditures for FY 15 were not paid until FY 16.

(3) FY2017- Core increase of \$200,000.

## CORE RECONCILIATION DETAIL

### DEPARTMENT OF SOCIAL SERVICES ADOLESCENT PROGRAM

#### 5. CORE RECONCILIATION DETAIL

	Budget Class	FTE	GR	Federal	Other	Total	Explanation
<b>TAFP AFTER VETOES</b>							
	PD	0.00	0	800,000	0	800,000	
	<b>Total</b>	<b>0.00</b>	<b>0</b>	<b>800,000</b>	<b>0</b>	<b>800,000</b>	
<b>DEPARTMENT CORE REQUEST</b>							
	PD	0.00	0	800,000	0	800,000	
	<b>Total</b>	<b>0.00</b>	<b>0</b>	<b>800,000</b>	<b>0</b>	<b>800,000</b>	
<b>GOVERNOR'S RECOMMENDED CORE</b>							
	PD	0.00	0	800,000	0	800,000	
	<b>Total</b>	<b>0.00</b>	<b>0</b>	<b>800,000</b>	<b>0</b>	<b>800,000</b>	

## DECISION ITEM SUMMARY

Budget Unit								
Decision Item	FY 2016	FY 2016	FY 2017	FY 2017	FY 2018	FY 2018	FY 2018	FY 2018
Budget Object Summary	ACTUAL	ACTUAL	BUDGET	BUDGET	DEPT REQ	DEPT REQ	GOV REC	GOV REC
Fund	DOLLAR	FTE	DOLLAR	FTE	DOLLAR	FTE	DOLLAR	FTE
<b>ADOLESCENT PROGRAM</b>								
<b>CORE</b>								
<b>PROGRAM-SPECIFIC</b>								
TEMP ASSIST NEEDY FAM FEDERAL	600,000	0.00	800,000	0.00	800,000	0.00	800,000	0.00
TOTAL - PD	600,000	0.00	800,000	0.00	800,000	0.00	800,000	0.00
<b>TOTAL</b>	<b>600,000</b>	<b>0.00</b>	<b>800,000</b>	<b>0.00</b>	<b>800,000</b>	<b>0.00</b>	<b>800,000</b>	<b>0.00</b>
<b>GRAND TOTAL</b>	<b>\$600,000</b>	<b>0.00</b>	<b>\$800,000</b>	<b>0.00</b>	<b>\$800,000</b>	<b>0.00</b>	<b>\$800,000</b>	<b>0.00</b>

# DECISION ITEM DETAIL

Budget Unit	FY 2016	FY 2016	FY 2017	FY 2017	FY 2018	FY 2018	FY 2018	FY 2018
Decision Item	ACTUAL	ACTUAL	BUDGET	BUDGET	DEPT REQ	DEPT REQ	GOV REC	GOV REC
Budget Object Class	DOLLAR	FTE	DOLLAR	FTE	DOLLAR	FTE	DOLLAR	FTE
<b>ADOLESCENT PROGRAM</b>								
<b>CORE</b>								
PROGRAM DISTRIBUTIONS	600,000	0.00	800,000	0.00	800,000	0.00	800,000	0.00
TOTAL - PD	600,000	0.00	800,000	0.00	800,000	0.00	800,000	0.00
<b>GRAND TOTAL</b>	<b>\$600,000</b>	<b>0.00</b>	<b>\$800,000</b>	<b>0.00</b>	<b>\$800,000</b>	<b>0.00</b>	<b>\$800,000</b>	<b>0.00</b>
GENERAL REVENUE	\$0	0.00	\$0	0.00	\$0	0.00	\$0	0.00
FEDERAL FUNDS	\$600,000	0.00	\$800,000	0.00	\$800,000	0.00	\$800,000	0.00
OTHER FUNDS	\$0	0.00	\$0	0.00	\$0	0.00	\$0	0.00



## PROGRAM DESCRIPTION

**Department: Social Services**

**Program Name: Adolescent Program**

**Program is found in the following core budget(s): Adolescent Program**

### 1. What does this program do?

#### Adolescent Boys Program

The 1996 federal legislation allows states to spend federal Temporary Assistance to Needy Families (TANF) dollars in any manner that is reasonably calculated to accomplish the statutory purpose of preventing and reducing the incidence of out-of-wedlock pregnancies. Boys, ages 11 - 14, face a vulnerable time in their lives when society is providing them with many conflicting and confusing messages about adulthood and responsibility for their actions. Because this is a critical and transitional time in their adolescence, boys are encouraged to adopt the values that will give them a positive head start to adulthood. These adolescent boys are more likely than girls to demonstrate unique difficulties in meeting the challenges of adolescence by having discipline problems in school, committing suicide, belonging to gangs, committing violent crimes, ending up in jail, engaging in binge drinking or becoming alcoholics and engaging in promiscuous behavior.

The Adolescent Boys Program reviews factors that put some youth at risk for teen pregnancy. To enhance the chances of success, planned interventions funded by TANF funds address the risk and/or protective factors contributing to teen pregnancy. Upon completion of the Adolescent Boys Program, these youth should have a better understanding and coping skills to deal with the physical changes occurring within their bodies, have respect for authority, friends and members of the opposite sex. They should have a greater appreciation of their freedom. The youth should have a better understanding of the importance of taking responsibility for the decisions that they make as it relates to planning for the future and how to deal with peer pressure. How they handle these challenges will determine the degree to which they become responsible, productive young adults. Currently, the Department of Social Services contracts with Big Brothers Big Sisters of Eastern Missouri and Cornerstones of Care to provide these services. The contracts began July 1, 2016, with options to renew through June 30, 2019.

#### Adolescent Girls Program

The Adolescent Girls Program targets young women and girls, ages 11-14, who are not yet mothers. The Adolescent Girls Program helps these adolescents to understand healthy relationships, respect for individuals in their lives and the responsibility that motherhood brings. Such programs build self-esteem in girls through positive outlets with the result of delaying sexual involvement. Connecting these adolescents to a positive, supportive, caring role model helps improve the likelihood that such behaviors will be improved and the lives of these adolescents can be positively affected. The Department of Social Services began contracting with Missouri Alliance of Boys and Girls Clubs on May 21, 2015, with options for renewals through May 20, 2018.

### 2. What is the authorization for this program, i.e., federal or state statute, etc.? (Include the federal program number, if applicable.)

Federal: Section 260.31 Preamble Discussion at 64 FR 17754-63; P.L. 104-193 known as PRWORA of 1996. State: House Bill 11.

### 3. Are there federal matching requirements? If yes, please explain.

Yes. There is a state MOE (Maintenance of Effort) required to earn the TANF block grant that pays for this program.

### 4. Is this a federally mandated program? If yes, please explain.

No.

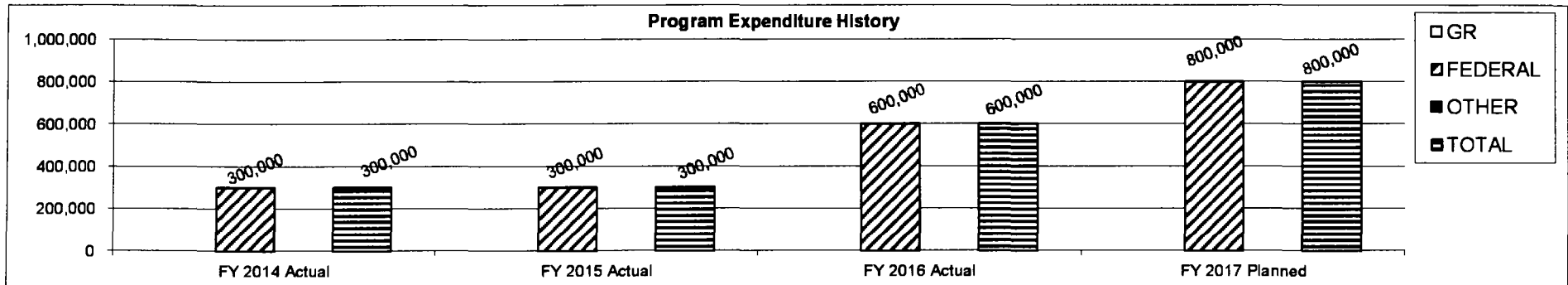
## PROGRAM DESCRIPTION

Department: Social Services

Program Name: Adolescent Program

Program is found in the following core budget(s): Adolescent Program

5. Provide actual expenditures for the prior three fiscal years and planned expenditures for the current fiscal year.



6. What are the sources of the "Other " funds?

N/A

7a. Provide an effectiveness measure.

Year	Number of Volunteers	Number Completed Program	Number of Out-Of-Wedlock Pregnancies
FY13	77	449	0
FY14	92	651	0
FY15	141	655	0
FY16	261	1,145	0
*FY17 projected	265	1,150	0

\*If available funds decrease, projections will decrease in proportion to available funding.

7b. Provide an efficiency measure.

N/A

7c. Provide the number of clients/individuals served, if applicable.

A total of 1,145 youth were served in FY16.

7d. Provide a customer satisfaction measure, if available.

N/A



# **CORE DECISION ITEM**

**Department: Social Services**  
**Division: Family Support**  
**Core: Food Nutrition & Employment Training**

**Budget Unit: 90057C**  
**HB Section: 11.105**

## **1. CORE FINANCIAL SUMMARY**

FY 2018 Budget Request						FY 2018 Governor's Recommendation					
	GR	Federal	Other	Total	E		GR	Federal	Other	Total	E
PS						PS					
EE		12,831,261		12,831,261		EE		12,831,261		12,831,261	
PSD		150,000		150,000		PSD		150,000		150,000	
TRF						TRF					
Total		12,981,261		12,981,261		Total		12,981,261		12,981,261	
FTE				0.00		FTE				0.00	

<b>Est. Fringe</b>	0	0	0	0
--------------------	---	---	---	---

*Note: Fringes budgeted in House Bill 5 except for certain fringes budgeted directly to MoDOT, Highway Patrol, and Conservation.*

<b>Est. Fringe</b>	0	0	0	0
--------------------	---	---	---	---

*Note: Fringes budgeted in House Bill 5 except for certain fringes budgeted directly to MoDOT, Highway Patrol, and Conservation.*

Other Funds:

Other Funds:

## **2. CORE DESCRIPTION**

This appropriation funds two programs: The Food Nutrition Program (FNP) which is known nationally as Supplemental Nutrition Assistance Program Education (SNAP-Ed). This program provides information on nutrition, physical activity, food safety and food budgeting education to Food Stamp eligible individuals, especially women; people with children in the home; at risk, pregnant, and parenting teens; youth; and seniors. The goal of the program is to help participants make behavior changes to achieve lifelong health and fitness, and to reduce obesity. In FY17, the FNP is continuing to focus on improving the policies, systems and environments to target obesity prevention for SNAP recipients.

SkillUP, the Missouri employment training program, provides Food Stamp participants opportunities to gain skills, training or experience that will improve their employment prospects and assists them to obtain and retain sustaining employment reducing their reliance on Food Stamp benefits. The changes from SB 24 are leading to increased contact with Able Bodied Adults Without Dependents (ABAWDs) recipients. The FSD has greatly increased its outreach to recipients to educate them about the new requirements and to encourage them to participate in work or training activities. Advocacy groups and partner agencies are also actively assisting with outreach and education and have been involved in the implementation of SB 24.

## **3. PROGRAM LISTING (list programs included in this core funding)**

Food Nutrition & Employment Training

# **CORE DECISION ITEM**

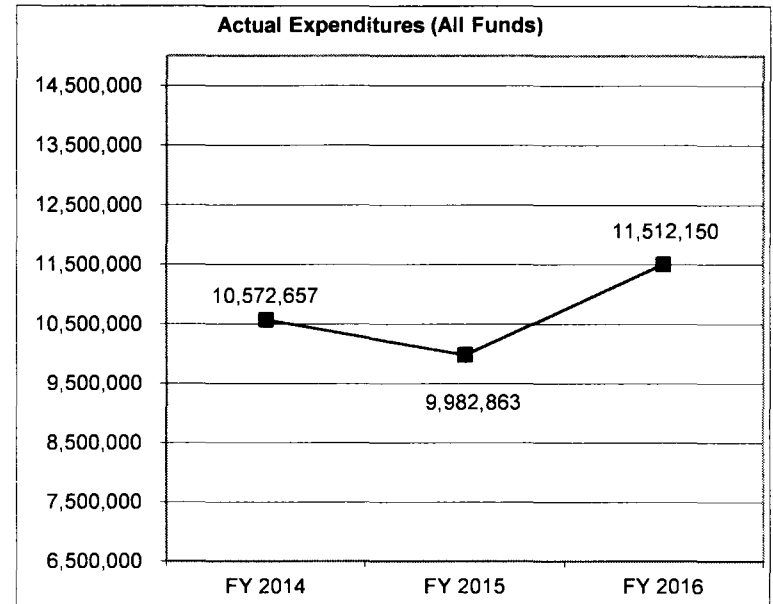
**Department: Social Services**  
**Division: Family Support**  
**Core: Food Nutrition & Employment Training**

**Budget Unit: 90057C**

**HB Section: 11.105**

## **4. FINANCIAL HISTORY**

	<b>FY 2014 Actual</b>	<b>FY 2015 Actual</b>	<b>FY 2016 Actual</b>	<b>FY 2017 Current Yr.</b>
Appropriation (All Funds)	11,181,261	12,981,261	12,981,261	12,981,261
Less Reverted (All Funds)	0	0	0	N/A
Less Restricted (All Funds)	0	0	0	N/A
Budget Authority (All Funds)	11,181,261	12,981,261	12,981,261	N/A
Actual Expenditures (All Funds)	10,572,657	9,982,863	11,512,150	N/A
Unexpended (All Funds)	608,604	2,998,398	1,469,111	N/A
Unexpended, by Fund:				
General Revenue	0	0	0	N/A
Federal	608,604	2,998,398	1,469,111	N/A
Other	0	0	0	N/A
	<b>(1)</b>	<b>(2)</b>		



Reverted includes the statutory three- percent reserve (when applicable).  
 Restricted includes any Governor's Expenditure Restriction (when applicable).

### **NOTES:**

These grants run on a federal fiscal year.

**(1)** FY 2014- Core increase of \$1,886,701 to allow for full utilization of federal funds available.

**(2)** FY 2015- Core increase of \$1.8m due to transfer in from DED (METP).

---

**CORE RECONCILIATION DETAIL**

---

**DEPARTMENT OF SOCIAL SERVICES  
FOOD NUTRITION & EMPLOYMENT TRNG**

---

**5. CORE RECONCILIATION DETAIL**

---

	<b>Budget Class</b>	<b>FTE</b>	<b>GR</b>	<b>Federal</b>	<b>Other</b>	<b>Total</b>	<b>Explanation</b>
<hr/>							
<b>TAFP AFTER VETOES</b>							
	EE	0.00	0	12,831,261	0	12,831,261	
	PD	0.00	0	150,000	0	150,000	
	<b>Total</b>	<b>0.00</b>	<b>0</b>	<b>12,981,261</b>	<b>0</b>	<b>12,981,261</b>	
<hr/>							
<b>DEPARTMENT CORE REQUEST</b>							
	EE	0.00	0	12,831,261	0	12,831,261	
	PD	0.00	0	150,000	0	150,000	
	<b>Total</b>	<b>0.00</b>	<b>0</b>	<b>12,981,261</b>	<b>0</b>	<b>12,981,261</b>	
<hr/>							
<b>GOVERNOR'S RECOMMENDED CORE</b>							
	EE	0.00	0	12,831,261	0	12,831,261	
	PD	0.00	0	150,000	0	150,000	
	<b>Total</b>	<b>0.00</b>	<b>0</b>	<b>12,981,261</b>	<b>0</b>	<b>12,981,261</b>	
<hr/>							

# DECISION ITEM SUMMARY

Budget Unit									
Decision Item	FY 2016	FY 2016	FY 2017	FY 2017	FY 2018	FY 2018	FY 2018	FY 2018	
Budget Object Summary	ACTUAL	ACTUAL	BUDGET	BUDGET	DEPT REQ	DEPT REQ	GOV REC	GOV REC	
Fund	DOLLAR	FTE	DOLLAR	FTE	DOLLAR	FTE	DOLLAR	FTE	
<b>FOOD NUTRITION &amp; EMPLOYMNT TRNG</b>									
<b>CORE</b>									
EXPENSE & EQUIPMENT									
DEPT OF SOC SERV FEDERAL & OTH	11,371,097	0.00	12,831,261	0.00	12,831,261	0.00	12,831,261	0.00	
TOTAL - EE	11,371,097	0.00	12,831,261	0.00	12,831,261	0.00	12,831,261	0.00	
PROGRAM-SPECIFIC									
DEPT OF SOC SERV FEDERAL & OTH	141,053	0.00	150,000	0.00	150,000	0.00	150,000	0.00	
TOTAL - PD	141,053	0.00	150,000	0.00	150,000	0.00	150,000	0.00	
<b>TOTAL</b>	<b>11,512,150</b>	<b>0.00</b>	<b>12,981,261</b>	<b>0.00</b>	<b>12,981,261</b>	<b>0.00</b>	<b>12,981,261</b>	<b>0.00</b>	
<b>SNAP to Skills - 1886021</b>									
EXPENSE & EQUIPMENT									
DEPT OF SOC SERV FEDERAL & OTH	0	0.00	0	0.00	5,500,000	0.00	5,500,000	0.00	
TOTAL - EE	0	0.00	0	0.00	5,500,000	0.00	5,500,000	0.00	
<b>TOTAL</b>	<b>0</b>	<b>0.00</b>	<b>0</b>	<b>0.00</b>	<b>5,500,000</b>	<b>0.00</b>	<b>5,500,000</b>	<b>0.00</b>	
<b>Food and Nutrition Training - 1886026</b>									
EXPENSE & EQUIPMENT									
DEPT OF SOC SERV FEDERAL & OTH	0	0.00	0	0.00	0	0.00	1,362,494	0.00	
TOTAL - EE	0	0.00	0	0.00	0	0.00	1,362,494	0.00	
<b>TOTAL</b>	<b>0</b>	<b>0.00</b>	<b>0</b>	<b>0.00</b>	<b>0</b>	<b>0.00</b>	<b>1,362,494</b>	<b>0.00</b>	
<b>GRAND TOTAL</b>	<b>\$11,512,150</b>	<b>0.00</b>	<b>\$12,981,261</b>	<b>0.00</b>	<b>\$18,481,261</b>	<b>0.00</b>	<b>\$19,843,755</b>	<b>0.00</b>	

2/7/17 8:12

im\_disummary

# DECISION ITEM DETAIL

Budget Unit	FY 2016	FY 2016	FY 2017	FY 2017	FY 2018	FY 2018	FY 2018	FY 2018
Decision Item	ACTUAL	ACTUAL	BUDGET	BUDGET	DEPT REQ	DEPT REQ	GOV REC	GOV REC
Budget Object Class	DOLLAR	FTE	DOLLAR	FTE	DOLLAR	FTE	DOLLAR	FTE
<b>FOOD NUTRITION &amp; EMPLOYMNT TRNG</b>								
<b>CORE</b>								
PROFESSIONAL SERVICES	11,371,097	0.00	12,831,261	0.00	12,831,261	0.00	12,831,261	0.00
TOTAL - EE	11,371,097	0.00	12,831,261	0.00	12,831,261	0.00	12,831,261	0.00
PROGRAM DISTRIBUTIONS	141,053	0.00	150,000	0.00	150,000	0.00	150,000	0.00
TOTAL - PD	141,053	0.00	150,000	0.00	150,000	0.00	150,000	0.00
<b>GRAND TOTAL</b>	<b>\$11,512,150</b>	<b>0.00</b>	<b>\$12,981,261</b>	<b>0.00</b>	<b>\$12,981,261</b>	<b>0.00</b>	<b>\$12,981,261</b>	<b>0.00</b>
GENERAL REVENUE	\$0	0.00	\$0	0.00	\$0	0.00	\$0	0.00
FEDERAL FUNDS	\$11,512,150	0.00	\$12,981,261	0.00	\$12,981,261	0.00	\$12,981,261	0.00
OTHER FUNDS	\$0	0.00	\$0	0.00	\$0	0.00	\$0	0.00



## PROGRAM DESCRIPTION

**Department: Social Services**

**HB Section: 11.105**

**Program Name: Food Nutrition & Employment Training**

**Program is found in the following core budget(s): Food Nutrition & Employment Training**

### 1. What does this program do?

The Food Nutrition program provides nutrition information, physical activity, food safety and food budgeting education to Food Stamp eligible individuals, especially to households with children in the home, at-risk pregnant and parenting teens, youth and seniors through multiple approaches. Focus on behaviors to increase vegetable and fruit consumption, such as gardening and purchasing fresh produce at farmers markets, is included in the education provided throughout the state. The goal of the program is to teach participants how to make behavior changes and improve food resource management to achieve lifelong health and fitness, and reduce obesity.

Currently, the Department of Social Services partners with the University of Missouri to deliver education to targeted Food Stamp participants and eligible individuals. This appropriation is used to pay the salaries, benefits, expenses and equipment for over 156 University of Missouri Extension employees who implement the Food Nutrition program by providing education regarding nutrition to low income Missourians. These positions fill various roles to deliver nutrition, health and physical activity education throughout Missouri where Food Stamp recipients and eligible individuals live and work. There are over 13,000 agency personnel and University faculty and staff who also contribute to the SNAP Ed program.

SkillUP, Missouri's employment training program, provides Food Stamp participants opportunities to gain skills, training or experience that will improve their employment prospects and assists them to obtain and retain sustaining employment reducing their reliance on Food Stamp benefits. FSD has partnered with the Department of Economic Development, Division of Workforce Development (DWD) to be the primary agency implementing this program through the Workforce Development Boards and thirty-two job centers. The FSD also contracts with the University of Missouri to provide services the Job Centers are unable to provide based on the participant's need. In FY 17, SkillUP began contracting with Community Colleges, governmental entities, and Community Based Organizations to expand the program by leveraging non-federal resources to obtain additional federal resources. A New Decision Item (NDI) is being requested in the FY 2018 budget to fund the expansion of this program. Expenditures that occur during FY 2017 are being paid out of the Federal Grants and Donations Appropriation (HB Section 11.010). Programs offered as components of an employment plan may include staff assisted and self-directed job search and training. The program also pays for transportation and other supportive services to assist participants in obtaining and maintaining employment. SkillUP provides a focused approach, with one-on-one case management for Food Stamp participants in the program. SkillUP offers greater opportunities for participants to be successful in finding regular employment or increase their current earnings, and reduce their need for Food Stamp benefits.

SB 24 (2015) changed the Food Stamp program because it does not allow the State to apply for an Able Bodied Adult Without Dependent (ABAWD) waiver until 2019, even for specific counties with high unemployment rates. ABAWDs not meeting the work/training requirement are limited to three months of Food Stamp benefits. ABAWDs can extend Food Stamp participation past the three month limit if they meet the work/training requirement. Participation in the SkillUP will enable individuals to meet the work/training requirement by finding work, increasing hours worked and/or participating in approved training programs. The FSD anticipates participation in SkillUP will increase.

### 2. What is the authorization for this program, i.e., federal or state statute, etc.? (Include the federal program number, if applicable.)

Food Nutrition - Federal law: Food Security Act of 1985 (P.L. 99-198), Hunger Prevention Act of 1996, PRWORA of 1996, 1997 Balanced Budget Reconciliation Act; RSMo. 205.960 Food and Nutrition Act of 2008; Healthy, Hunger Free Kids Act of 2010.

METP - Federal law: 7 CFR 273.7

## PROGRAM DESCRIPTION

**Department:** Social Services  
**Program Name:** Food Nutrition & Employment Training  
**Program is found in the following core budget(s):** Food Nutrition & Employment Training

**HB Section:** 11.105

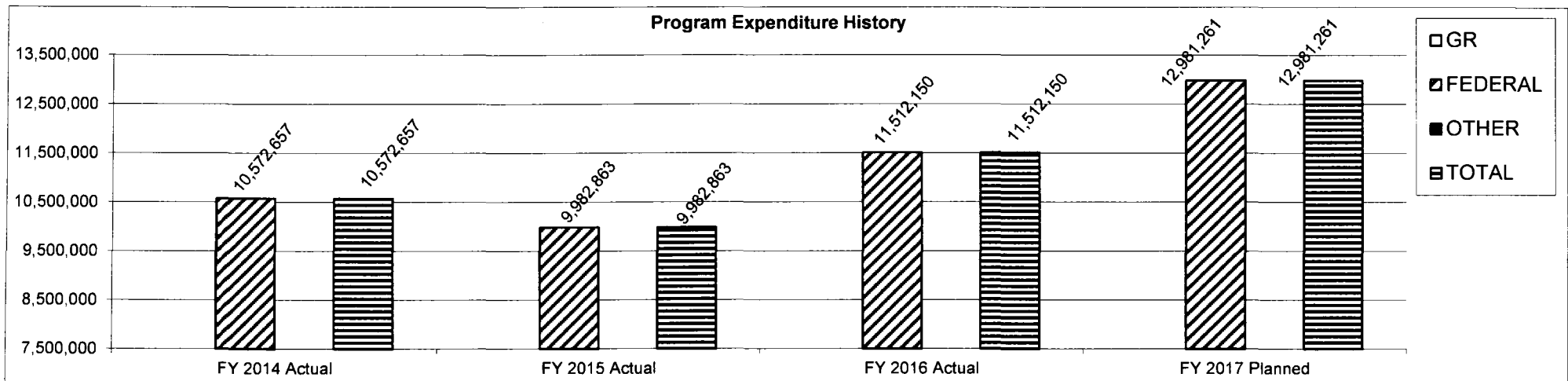
### 3. Are there federal matching requirements? If yes, please explain.

The grant has two parts. One is 100% federal funds, and the other has a 50% match requirement.

### 4. Is this a federally mandated program? If yes, please explain.

No.

### 5. Provide actual expenditures for the prior three fiscal years and planned expenditures for the current fiscal year.



### 6. What are the sources of the "Other " funds?

N/A.

## PROGRAM DESCRIPTION

Department: Social Services

HB Section: 11.105

Program Name: Food Nutrition & Employment Training

Program is found in the following core budget(s): Food Nutrition & Employment Training

### 7a. Provide an effectiveness measure.

#### SNAP-ed Percentage of Food Nutrition Participants Who Achieved a Targeted Behavior Change Due to Participation in the Program

FFY	Projected	Actual
2014	80%	94%
2015	85%	99%
2016	98%	97%
2017	98%	
2018	98%	
2019	98%	

NOTE--This percentage is determined by dividing the total number of Food Nutrition participants by the total number of SNAP recipients.

Following are the goals and results for the SNAP-Ed Grant for FFY 2016.

#### Goal 1: Participants will establish healthy eating habits and a physically active lifestyle to prevent or reduce the incidence of overweight, obesity and other nutrition-related diseases.

67.7% of adult participants more often used the Nutrition Facts on the food label to make healthy food choices.

64.4% of adults more frequently ate fruits and/or vegetables

58.2% of adults were more physically active

50% of youth ate vegetables at least two times a day

50.6% of youth ate fruit at least twice a day

66.3% of youth were physically active for at least one hour, on four days a week

#### Goal 2: Participants will increase their food resource management skills so that they can reduce and/or eliminate their reliance on emergency food systems, and ultimately, food assistance programs, including SNAP.

74.6% of adult participants will plan meals ahead of time "most of the time" or "almost always"

78.5% of adult participants will shop with a grocery list "most of the time" or "almost always"

77.2% of youth were "somewhat confident" or "totally confident" in following the directions in a recipe

## PROGRAM DESCRIPTION

Department: Social Services

HB Section: 11.105

Program Name: Food Nutrition & Employment Training

Program is found in the following core budget(s): Food Nutrition & Employment Training

**7b. Provide an efficiency measure.**

N/A

**7c. Provide the number of clients/individuals served, if applicable.**

### Number of Food Nutritional Educational Lessons Completed

FFY	Projected	Actual
2014	4,000,000	3,900,000
2015	4,000,000	4,092,142
2016	4,000,000	4,091,665
2017	4,000,000	
2018	4,000,000	
2019	4,000,000	

### Number of Low-Income Participants Receiving Food Nutrition Education

FFY	Projected	Actual
2014	900,000	896,475
2015	900,000	1,110,063
2016	900,000	921,302
2017	900,000	
2018	900,000	
2019	900,000	

NOTE--The actual number is the total number of educational contacts with Food Nutrition Program participants.

# PROGRAM DESCRIPTION

Department: Social Services

HB Section: 11.105

Program Name: Food Nutrition & Employment Training

Program is found in the following core budget(s): Food Nutrition & Employment Training

Following are FFY 2016 number of direct participants reached by project and delivery site.

PROJECT NAME	DELIVERY SITES	TARGETED AUDIENCE	NUMBER OF PARTICIPANTS
Youth	639 Schools 146 Other Youth Education Sites 55 Health Department Offices 16 Public Libraries 72 Emergency food assistance sites 22 Churches 21 Community Centers 25 Community Action Agencies 25 Food Stores 104 Head Start Programs 8 WIC 6 Extension Office 6 Farmers Markets 42 FSD Offices	Pre-K through 12 <sup>th</sup> grade	179,685
Adult	17 Shelters 14 Adult Rehabilitation Centers 55 Health Department Offices 16 Public Libraries 72 Emergency food assistance sites 22 Churches 21 Community Centers 25 Community Action Agencies 8 WIC 28 Elderly Service Centers 2 Worksites 6 Extension Office 6 Farmers Markets 42 FSD Offices 25 Food Stores	Adult	20,598

7d. Provide a customer satisfaction measure, if available.

Ninety-nine percent of teachers reported one or more enhancements in youth's knowledge, skills or behaviors related to dietary quality and/or physical activity.

**NEW DECISION ITEM**

**RANK: 22 OF 26**

**Department: Social Services**

**Division: Family Support**

**DI Name: SNAP to Skills**

**Budget Unit: 90057C**

**DI# 1886021**

**HB Section:**

**11.105**

**1. AMOUNT OF REQUEST**

FY 2018 Budget Request					
	GR	Federal	Other	Total	E
PS					
EE		5,500,000		5,500,000	
PSD					
TRF					
<b>Total</b>	<b>0</b>	<b>5,500,000</b>	<b>0</b>	<b>5,500,000</b>	
<b>FTE</b>				<b>0.00</b>	

<b>Est. Fringe</b>	0	0	0	0
--------------------	---	---	---	---

*Note: Fringes budgeted in House Bill 5 except for certain fringes budgeted directly to MoDOT, Highway Patrol, and Conservation.*

Other Funds:

FY 2018 Governor's Recommendation					
	GR	Federal	Other	Total	E
PS					
EE		5,500,000		5,500,000	
PSD					
TRF					
<b>Total</b>	<b>5,500,000</b>	<b>0</b>	<b>0</b>	<b>5,500,000</b>	
<b>FTE</b>				<b>0.00</b>	

<b>Est. Fringe</b>	0	0	0	0
--------------------	---	---	---	---

*Note: Fringes budgeted in House Bill 5 except for certain fringes budgeted directly to MoDOT, Highway Patrol, and Conservation.*

Other Funds:

**2. THIS REQUEST CAN BE CATEGORIZED AS:**

☐ New Legislation  
☐ Federal Mandate  
☐ GR Pick-Up  
☐ Pay Plan

☒ New Program  
☐ Program Expansion  
☐ Space Request  
☐ Other:

☐ Fund Switch  
☐ Cost to Continue  
☐ Equipment Replacement

**NEW DECISION ITEM**

**RANK: 22 OF 26**

**Department: Social Services**

**Budget Unit: 90057C**

**Division: Family Support**

**DI Name: SNAP to Skills**

**DI# 1886021**

**HB Section:**

**11.105**

**3. WHY IS THIS FUNDING NEEDED? PROVIDE AN EXPLANATION FOR ITEMS CHECKED IN #2. INCLUDE THE FEDERAL OR STATE STATUTORY OR CONSTITUTIONAL AUTHORIZATION FOR THIS PROGRAM.**

The 2014 Farm Bill placed considerable new emphasis on employment & training for Food Stamp recipients. Missouri was selected along with 9 other states to expand and implement increased service capacity. Missouri's employment and training program is called SkillUP.

In FY 17, SkillUP began contracting with Community Colleges, governmental entities, and Community Based Organizations to expand the program by leveraging non-federal resources to obtain additional federal resources. Programs offered as components of an employment plan may include staff assisted and self-directed job search and training. The program also pays for transportation and other supportive services to assist participants in obtaining and maintaining employment. SkillUP provides a focused approach, with one-on-one case management for Food Stamp participants in the program. SkillUP offers greater opportunities for participants to be successful in finding regular employment or increase their current earnings, and reduce their need for Food Stamp benefits.

Expenditures that occur during FY 2017 are being paid out of the Federal Grants and Donations Appropriation (HB Section 11.010) and are estimated at \$2.5 million. This request is for appropriation authority needed to grow Missouri's SkillUP program.

Authorization: Federal law: 7 CFR 273.7

**4. DESCRIBE THE DETAILED ASSUMPTIONS USED TO DERIVE THE SPECIFIC REQUESTED AMOUNT. (How did you determine that the requested number of FTE were appropriate? From what source or standard did you derive the requested levels of funding? Were alternatives such as outsourcing or automation considered? If based on new legislation, does request tie to TAFP fiscal note? If not, explain why. Detail which portions of the request are one-times and how those amounts were calculated.)**

SkillUP will be expanded to a total of 14 Workforce Development Board Regions. Community partners will leverage non-federal resources to the tune of \$11 million dollars. As Kansas City and St. Louis are the largest geographic areas and have the largest number of Food Stamp recipients that could participate in the program, \$2.5 million is planned for each. The remaining funds will be split between the remaining 12 regions at \$500,000 each. It is possible these allocations will change depending on the number of Community Based Organizations that have non-federal resources to leverage. These organizations will receive a 50% reimbursement for their investment of non-federal funds to meet the needs of employers for a skilled workforce. This request is for federal funding to reimburse community partners 50% of total expenditures.

NEW DECISION ITEM  
RANK: 22 OF 26

Department: Social Services  
Division: Family Support  
DI Name: SNAP to Skills

Budget Unit: 90057C

DI# 1886021 HB Section: 11.105

**5. BREAK DOWN THE REQUEST BY BUDGET OBJECT CLASS, JOB CLASS, AND FUND SOURCE. IDENTIFY ONE-TIME COSTS.**

Budget Object Class/Job Class	Dept Req GR DOLLARS	Dept Req GR FTE	Dept Req FED DOLLARS	Dept Req FED FTE	Dept Req OTHER DOLLARS	Dept Req OTHER FTE	Dept Req TOTAL DOLLARS	Dept Req TOTAL FTE	Dept Req One-Time DOLLARS
Total PS	0	0.0	0	0.0	0	0.0	0	0.0	0
Total EE	0		0		0		0		0
Professional Services			5,500,000				5,500,000		
Total PSD	0		5,500,000		0		5,500,000		0
Transfers							0		
Total TRF	0		0		0		0		0
Grand Total	0	0.0	5,500,000	0.0	0	0.0	5,500,000	0.0	0

Budget Object Class/Job Class	Gov Rec GR DOLLARS	Gov Rec GR FTE	Gov Rec FED DOLLARS	Gov Rec FED FTE	Gov Rec OTHER DOLLARS	Gov Rec OTHER FTE	Gov Rec TOTAL DOLLARS	Gov Rec TOTAL FTE	Gov Rec One-Time DOLLARS
Total PS	0	0.0	0	0.0	0	0.0	0	0.0	0
Total EE	0		0		0		0		0
Program Distributions			5,500,000				5,500,000		
Total PSD	0		5,500,000		0		5,500,000		0
Transfers							0		
Total TRF	0		0		0		0		0
Grand Total	0	0.0	5,500,000	0.0	0	0.0	5,500,000	0.0	0



**NEW DECISION ITEM**  
**RANK:** 22 **OF** 26

**Department:** Social Services  
**Division:** Family Support  
**DI Name:** SNAP to Skills

**Budget Unit:** 90057C

**DI#** 1886021

**HB Section:** 11.105

**6. PERFORMANCE MEASURES (If new decision item has an associated core, separately identify projected performance with & without additional funding.)**

**6a. Provide an effectiveness measure.**

Number of Clients who obtain a HiSET, credentials and employment.

**6c. Provide the number of clients/individuals served, if applicable.**

The plan is to serve 5,500 clients.

**6b. Provide an efficiency measure.**

Clients obtaining employment in high demand, high growth industries while organizations minimize expenditures.

**6d. Provide a customer satisfaction measure, if**

Obtain employment to support a family.

**7. STRATEGIES TO ACHIEVE THE PERFORMANCE MEASUREMENT TARGETS:**

N/A

# DECISION ITEM DETAIL

Budget Unit	FY 2016	FY 2016	FY 2017	FY 2017	FY 2018	FY 2018	FY 2018	FY 2018
Decision Item	ACTUAL	ACTUAL	BUDGET	BUDGET	DEPT REQ	DEPT REQ	GOV REC	GOV REC
Budget Object Class	DOLLAR	FTE	DOLLAR	FTE	DOLLAR	FTE	DOLLAR	FTE
<b>FOOD NUTRITION &amp; EMPLOYMENT TRNG</b>								
<b>SNAP to Skills - 1886021</b>								
PROFESSIONAL SERVICES	0	0.00	0	0.00	5,500,000	0.00	5,500,000	0.00
TOTAL - EE	0	0.00	0	0.00	5,500,000	0.00	5,500,000	0.00
<b>GRAND TOTAL</b>	<b>\$0</b>	<b>0.00</b>	<b>\$0</b>	<b>0.00</b>	<b>\$5,500,000</b>	<b>0.00</b>	<b>\$5,500,000</b>	<b>0.00</b>
GENERAL REVENUE	\$0	0.00	\$0	0.00	\$0	0.00	\$0	0.00
FEDERAL FUNDS	\$0	0.00	\$0	0.00	\$5,500,000	0.00	\$5,500,000	0.00
OTHER FUNDS	\$0	0.00	\$0	0.00	\$0	0.00	\$0	0.00

**NEW DECISION ITEM**  
**RANK: 999 OF 999**

**Department: Social Services**  
**Division: Family Support**  
**DI Name: Food Nutrition Federal Authority**

**Budget Unit: 90057C**  
**DI# 1886026 HB Section: 11.105**

**1. AMOUNT OF REQUEST**

FY 2018 Budget Request				
GR	Federal	Other	Total	E
PS				
EE	0		0	
PSD				
TRF				
Total	0	0	0	
FTE			0.00	

<b>Est. Fringe</b>	0	0	0	0
<i>Note: Fringes budgeted in House Bill 5 except for certain fringes budgeted directly to MoDOT, Highway Patrol, and Conservation.</i>				

Other Funds:

FY 2018 Governor's Recommendation				
GR	Federal	Other	Total	E
PS				
EE	1,362,494		1,362,494	
PSD				
TRF				
Total	1,362,494	0	1,362,494	
FTE			0.00	

<b>Est. Fringe</b>	0	0	0	0
<i>Note: Fringes budgeted in House Bill 5 except for certain fringes budgeted directly to MoDOT, Highway Patrol, and Conservation.</i>				

Other Funds:

**2. THIS REQUEST CAN BE CATEGORIZED AS:**

<input type="checkbox"/> New Legislation	<input type="checkbox"/> New Program	<input type="checkbox"/> Fund Switch
<input type="checkbox"/> Federal Mandate	<input type="checkbox"/> Program Expansion	<input type="checkbox"/> Cost to Continue
<input type="checkbox"/> GR Pick-Up	<input type="checkbox"/> Space Request	<input type="checkbox"/> Equipment Replacement
<input type="checkbox"/> Pay Plan	<input checked="" type="checkbox"/> Other: Additional Authority	

NEW DECISION ITEM  
RANK: 999 OF 999

Department: Social Services  
Division: Family Support  
DI Name: Food Nutrition Federal Authority

Budget Unit: 90057C  
DI# 1886026 HB Section: 11.105

**3. WHY IS THIS FUNDING NEEDED? PROVIDE AN EXPLANATION FOR ITEMS CHECKED IN #2. INCLUDE THE FEDERAL OR STATE STATUTORY OR CONSTITUTIONAL AUTHORIZATION FOR THIS PROGRAM.**

This request is for additional federal authority to be able to expend the amount of federal funds available for the Food Nutrition Grant and Missouri Employment and Training Program. The Food Nutrition program provides nutrition information, physical activity, food safety and food budgeting education to Food Stamp eligible individuals. SkillUP, Missouri's employment training program, provides Food Stamp participants opportunities to gain skills, training or experience that will improve their employment prospects and assists them to obtain and retain sustaining employment reducing their reliance on Food Stamp benefits.

Food Nutrition - Federal law: Food Security Act of 1985 (P.L. 99-198), Hunger Prevention Act of 1996, PRWORA of 1996, 1997 Balanced Budget Reconciliation Act; RSMo. 205.960 Food and Nutrition Act of 2008; Healthy, Hunger Free Kids Act of 2010.

METP - Federal law: 7 CFR 273.7

**4. DESCRIBE THE DETAILED ASSUMPTIONS USED TO DERIVE THE SPECIFIC REQUESTED AMOUNT. (How did you determine that the requested number of FTE were appropriate? From what source or standard did you derive the requested levels of funding? Were alternatives such as outsourcing or automation considered? If based on new legislation, does request tie to TAFP fiscal note? If not, explain why. Detail which portions of the request are one-times and how those amounts were calculated.)**

Contracts for the Food Nutrition Grant and Missouri Employment Training Program run on a federal fiscal year. This request allows the Department to fully utilize the federal authority.

Based on FFY17 Federal Grants:

FFY18 Estimated Food Nutrition Grant	9,751,795
FFY17 Estimated Food Nutrition Grant Carryover to FFY18	2,034,745
FFY18 Estimated Missouri Employment & Training Grants	2,557,215
Estimated Grants Available in FFY18:	14,343,755

Current Authority	12,981,261
-------------------	------------

Request for additional authority	1,362,494
----------------------------------	-----------

**NEW DECISION ITEM**

RANK: 999 OF 999

Department: Social Services

Budget Unit: 90057C

Division: Family Support

DI Name: Food Nutrition Federal Authority

DI# 1886026

HB Section:

11.105

**5. BREAK DOWN THE REQUEST BY BUDGET OBJECT CLASS, JOB CLASS, AND FUND SOURCE. IDENTIFY ONE-TIME COSTS.**

Budget Object Class/Job Class	Dept Req GR DOLLARS	Dept Req GR FTE	Dept Req FED DOLLARS	Dept Req FED FTE	Dept Req OTHER DOLLARS	Dept Req OTHER FTE	Dept Req TOTAL DOLLARS	Dept Req TOTAL FTE	Dept Req One-Time DOLLARS
Total PS	0	0.0	0	0.0	0	0.0	0	0.0	0
Total EE	0		0		0		0		0
Professional Services			0				0		
Total PSD	0		0		0		0		0
Transfers							0		
Total TRF	0		0		0		0		0
<b>Grand Total</b>	<b>0</b>	<b>0.0</b>	<b>0</b>	<b>0.0</b>	<b>0</b>	<b>0.0</b>	<b>0</b>	<b>0.0</b>	<b>0</b>

Budget Object Class/Job Class	Gov Rec GR DOLLARS	Gov Rec GR FTE	Gov Rec FED DOLLARS	Gov Rec FED FTE	Gov Rec OTHER DOLLARS	Gov Rec OTHER FTE	Gov Rec TOTAL DOLLARS	Gov Rec TOTAL FTE	Gov Rec One-Time DOLLARS
Total PS	0	0.0	0	0.0	0	0.0	0	0.0	0
Total EE	0		0		0		0		0
Professional Services			1,362,494				1,362,494		
Total PSD	0		1,362,494		0		1,362,494		0
Transfers							0		
Total TRF	0		0		0		0		0
<b>Grand Total</b>	<b>0</b>	<b>0.0</b>	<b>1,362,494</b>	<b>0.0</b>	<b>0</b>	<b>0.0</b>	<b>1,362,494</b>	<b>0.0</b>	<b>0</b>

**NEW DECISION ITEM**  
**RANK: 999 OF 999**

**Department: Social Services**

**Budget Unit: 90057C**

**Division: Family Support**

**DI Name: Food Nutrition Federal Authority**

**DI# 1886026**

**HB Section: 11.105**

**6. PERFORMANCE MEASURES (If new decision item has an associated core, separately identify projected performance with & without additional funding.)**

**6a. Provide an effectiveness measure.**

**SNAP-ed Percentage of Food Nutrition Participants Who Achieved a  
Targeted Behavior Change Due to Participation in the Program**

FFY	Projected	Actual
2014	80%	94%
2015	85%	99%
2016	98%	97%
2017	98%	
2018	98%	
2019	98%	

NOTE--This percentage is determined by dividing the total number of Food Nutrition participants by the total number of SNAP recipients.  
Following are the goals and results for the SNAP-Ed Grant for FFY 2016.

**Goal 1: Participants will establish healthy eating habits and a physically active lifestyle to prevent or reduce the incidence of overweight, obesity and other nutrition-related diseases.**

67.7% of adult participants more often used the Nutrition Facts on the food label to make healthy food choices.  
64.4% of adults more frequently ate fruits and/or vegetables  
58.2% of adults were more physically active  
50% of youth ate vegetables at least two times a day  
50.6% of youth ate fruit at least twice a day  
66.3% of youth were physically active for at least one hour, on four days a week

**Goal 2: Participants will increase their food resource management skills so that they can reduce and/or eliminate their reliance on emergency food systems, and ultimately, food assistance programs, including SNAP.**

74.6% of adult participants will plan meals ahead of time "most of the time" or "almost always"  
78.5% of adult participants will shop with a grocery list "most of the time" or "almost always"  
77.2% of youth were "somewhat confident" or "totally confident" in following the directions in a recipe

**NEW DECISION ITEM**  
**RANK: 999 OF 999**

**Department: Social Services**  
**Division: Family Support**  
**DI Name: Food Nutrition Federal Authority**

**DI# 1886026**

**Budget Unit: 90057C**  
**HB Section: 11.105**

**6b. Provide an efficiency measure**

N/A

**6c. Provide the number of clients/individuals served, if applicable.**

**Number of Food Nutritional Educational Lessons Completed**

FFY	Projected	Actual
2014	4,000,000	3,900,000
2015	4,000,000	4,092,142
2016	4,000,000	4,091,665
2017	4,000,000	
2018	4,000,000	
2019	4,000,000	

NOTE--The actual number is the total number of educational contacts with Food Nutrition Program participants.

**Number of Low-Income Participants Receiving Food Nutrition Education**

FFY	Projected	Actual
2014	900,000	896,475
2015	900,000	1,110,063
2016	900,000	921,302
2017	900,000	
2018	900,000	
2019	900,000	

**NEW DECISION ITEM**

**RANK: 999 OF 999**

**Department: Social Services**

**Budget Unit: 90057C**

**Division: Family Support**

**DI Name: Food Nutrition Federal Authority**

**DI# 1886026**

**HB Section:**

**11.105**

Following are FFY 2016 number of direct participants reached by project and delivery site.

PROJECT NAME	DELIVERY SITES	TARGETED AUDIENCE	NUMBER OF
Youth	639 Schools 146 Other Youth Education Sites 55 Health Department Offices 16 Public Libraries 72 Emergency food assistance sites 22 Churches 21 Community Centers 25 Community Action Agencies 25 Food Stores 104 Head Start Programs 8 WIC 6 Extension Office 6 Farmers Markets 42 FSD Offices	Pre-K through 12 <sup>th</sup> grade	179,685
Adult	17 Shelters 14 Adult Rehabilitation Centers 55 Health Department Offices 16 Public Libraries 72 Emergency food assistance sites 22 Churches 21 Community Centers 25 Community Action Agencies 8 WIC 28 Elderly Service Centers 2 Worksites 6 Extension Office 6 Farmers Markets 42 FSD Offices 25 Food Stores	Adult	20,598



**NEW DECISION ITEM**  
**RANK: 999 OF 999**

**Department: Social Services**  
**Division: Family Support**  
**DI Name: Food Nutrition Federal Authority**      **DI# 1886026**      **Budget Unit: 90057C**  
**HB Section: 11.105**

**6d. Provide a customer satisfaction measure, if available.**

Ninety-nine percent of teachers reported one or more enhancements in youth's knowledge, skills or behaviors related to dietary quality and/or physical activity.

**7. STRATEGIES TO ACHIEVE THE PERFORMANCE MEASUREMENT TARGETS:**

N/A

# DECISION ITEM DETAIL

Budget Unit	FY 2016	FY 2016	FY 2017	FY 2017	FY 2018	FY 2018	FY 2018	FY 2018
Decision Item	ACTUAL	ACTUAL	BUDGET	BUDGET	DEPT REQ	DEPT REQ	GOV REC	GOV REC
Budget Object Class	DOLLAR	FTE	DOLLAR	FTE	DOLLAR	FTE	DOLLAR	FTE
<b>FOOD NUTRITION &amp; EMPLOYMNT TRNG</b>								
<b>Food and Nutrition Training - 1886026</b>								
PROFESSIONAL SERVICES	0	0.00	0	0.00	0	0.00	1,362,494	0.00
TOTAL - EE	0	0.00	0	0.00	0	0.00	1,362,494	0.00
<b>GRAND TOTAL</b>	<b>\$0</b>	<b>0.00</b>	<b>\$0</b>	<b>0.00</b>	<b>\$0</b>	<b>0.00</b>	<b>\$1,362,494</b>	<b>0.00</b>
GENERAL REVENUE	\$0	0.00	\$0	0.00	\$0	0.00	\$0	0.00
FEDERAL FUNDS	\$0	0.00	\$0	0.00	\$0	0.00	\$1,362,494	0.00
OTHER FUNDS	\$0	0.00	\$0	0.00	\$0	0.00	\$0	0.00



# CORE DECISION ITEM

Department: Social Services  
Division: Family Support  
Core: Healthcare Industry Training

Budget Unit: 90053C  
HB Section: 11.110

## 1. CORE FINANCIAL SUMMARY

### FY 2018 Budget Request

	GR	Federal	Other	Total	E
PS					
EE					
PSD		3,000,000		3,000,000	
TRF					
Total		3,000,000		3,000,000	
FTE				0.00	

Est. Fringe	0	0	0	0
-------------	---	---	---	---

Note: Fringes budgeted in House Bill 5 except for certain fringes budgeted directly to MoDOT, Highway Patrol, and Conservation.

Other Funds:

### FY 2018 Governor's Recommendation

	GR	Federal	Other	Total	E
PS					
EE					
PSD		3,000,000		3,000,000	
TRF					
Total		3,000,000		3,000,000	
FTE				0.00	

Est. Fringe	0	0	0	0
-------------	---	---	---	---

Note: Fringes budgeted in House Bill 5 except for certain fringes budgeted directly to MoDOT, Highway Patrol, and Conservation.

Other Funds:

## 2. CORE DESCRIPTION

The Department of Social Services (DSS) was awarded a 5-year \$15 million dollar Health Profession Opportunity Grant (HPOG), otherwise known as Missouri's Healthcare Industry Training and Education (HITE) initiative. HITE utilizes a wide array of job training and recruitment strategies to engage, train, employ, and serve the target population of Temporary Assistance for Needy Families (TANF) recipients and other low-income youth and adults who have incomes under 200% of the federal poverty level.

## 3. PROGRAM LISTING (list programs included in this core funding)

Healthcare Industry Training and Education

# CORE DECISION ITEM

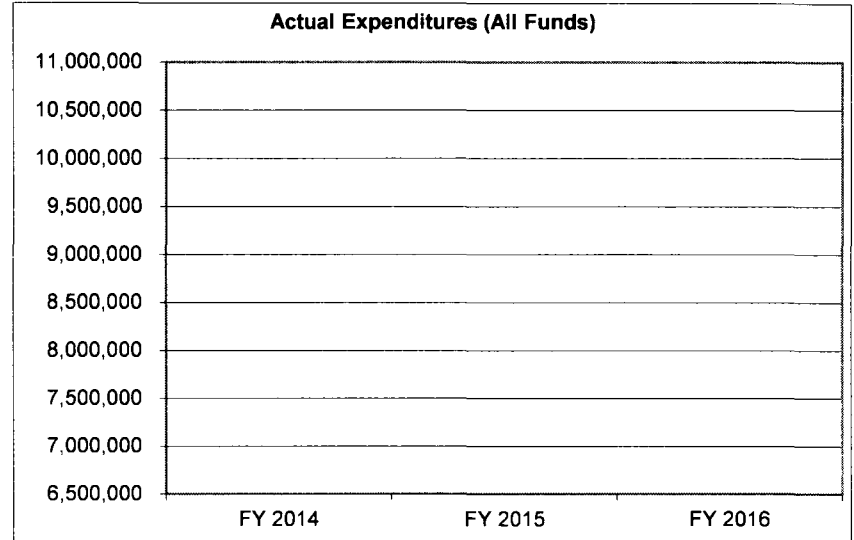
Department: Social Services  
Division: Family Support  
Core: Healthcare Industry Training

Budget Unit: 90053C

HB Section: 11.110

## 4. FINANCIAL HISTORY

	FY 2014 Actual	FY 2015 Actual	FY 2016 Actual	FY 2017 Current Yr.
Appropriation (All Funds)	0	0	0	3,000,000
Less Reverted (All Funds)	0	0	0	N/A
Less Restricted (All Funds)	0	0	0	N/A
Budget Authority (All Funds)	0	0	0	N/A
Actual Expenditures (All Funds)	0	0	0	N/A
Unexpended (All Funds)	0	0	0	N/A
Unexpended, by Fund:				
General Revenue	0	0	0	N/A
Federal	0	0	0	N/A
Other	0	0	0	N/A



Reverted includes the statutory three- percent reserve (when applicable).  
Restricted includes any Governor's Expenditure Restriction (when applicable).

### NOTES:

**CORE RECONCILIATION DETAIL**

**DEPARTMENT OF SOCIAL SERVICES  
HEALTHCARE INDUSTRY TRAINING**

**5. CORE RECONCILIATION DETAIL**

	<b>Budget Class</b>	<b>FTE</b>	<b>GR</b>	<b>Federal</b>	<b>Other</b>	<b>Total</b>	<b>Explanation</b>
<b>TAFP AFTER VETOES</b>							
	EE	0.00	0	3,000,000	0	3,000,000	
	<b>Total</b>	<b>0.00</b>	<b>0</b>	<b>3,000,000</b>	<b>0</b>	<b>3,000,000</b>	
<b>DEPARTMENT CORE REQUEST</b>							
	EE	0.00	0	3,000,000	0	3,000,000	
	<b>Total</b>	<b>0.00</b>	<b>0</b>	<b>3,000,000</b>	<b>0</b>	<b>3,000,000</b>	
<b>GOVERNOR'S RECOMMENDED CORE</b>							
	EE	0.00	0	3,000,000	0	3,000,000	
	<b>Total</b>	<b>0.00</b>	<b>0</b>	<b>3,000,000</b>	<b>0</b>	<b>3,000,000</b>	

## DECISION ITEM SUMMARY

Budget Unit								
Decision Item	FY 2016	FY 2016	FY 2017	FY 2017	FY 2018	FY 2018	FY 2018	FY 2018
Budget Object Summary	ACTUAL	ACTUAL	BUDGET	BUDGET	DEPT REQ	DEPT REQ	GOV REC	GOV REC
Fund	DOLLAR	FTE	DOLLAR	FTE	DOLLAR	FTE	DOLLAR	FTE
<b>HEALTHCARE INDUSTRY TRAINING</b>								
<b>CORE</b>								
EXPENSE & EQUIPMENT								
DEPT OF SOC SERV FEDERAL & OTH	0	0.00	3,000,000	0.00	3,000,000	0.00	3,000,000	0.00
TOTAL - EE	0	0.00	3,000,000	0.00	3,000,000	0.00	3,000,000	0.00
<b>TOTAL</b>	<b>0</b>	<b>0.00</b>	<b>3,000,000</b>	<b>0.00</b>	<b>3,000,000</b>	<b>0.00</b>	<b>3,000,000</b>	<b>0.00</b>
<b>GRAND TOTAL</b>	<b>\$0</b>	<b>0.00</b>	<b>\$3,000,000</b>	<b>0.00</b>	<b>\$3,000,000</b>	<b>0.00</b>	<b>\$3,000,000</b>	<b>0.00</b>

# DECISION ITEM DETAIL

Budget Unit	FY 2016	FY 2016	FY 2017	FY 2017	FY 2018	FY 2018	FY 2018	FY 2018
Decision Item	ACTUAL	ACTUAL	BUDGET	BUDGET	DEPT REQ	DEPT REQ	GOV REC	GOV REC
Budget Object Class	DOLLAR	FTE	DOLLAR	FTE	DOLLAR	FTE	DOLLAR	FTE
HEALTHCARE INDUSTRY TRAINING								
CORE								
PROFESSIONAL SERVICES	0	0.00	3,000,000	0.00	3,000,000	0.00	3,000,000	0.00
TOTAL - EE	0	0.00	3,000,000	0.00	3,000,000	0.00	3,000,000	0.00
GRAND TOTAL	\$0	0.00	\$3,000,000	0.00	\$3,000,000	0.00	\$3,000,000	0.00
GENERAL REVENUE	\$0	0.00	\$0	0.00	\$0	0.00	\$0	0.00
FEDERAL FUNDS	\$0	0.00	\$3,000,000	0.00	\$3,000,000	0.00	\$3,000,000	0.00
OTHER FUNDS	\$0	0.00	\$0	0.00	\$0	0.00	\$0	0.00



## PROGRAM DESCRIPTION

**Department: Social Services**  
**Division: Family Support**  
**Core: Healthcare Industry Training**

**Budget Unit 90053C**  
**HB Section: 11.110**

### 1. What does this program do?

The Department of Social Services (DSS) was awarded a 5-year \$15 million dollar Health Profession Opportunity Grant (HPOG), otherwise known as Missouri's Healthcare Industry Training and Education (HITE) initiative. HITE utilizes a wide array of job training and recruitment strategies to engage, train, employ, and serve the target population of Temporary Assistance for Needy Families (TANF) recipients and other low-income youth and adults who have incomes under 200% of the federal poverty level in healthcare fields such as medical assistant and certified nurse assistant. Participants are chosen for participation through a random assignment (lottery) process. Those selected from the random assignment process must meet the eligibility criteria to participate in the program. Missouri's HITE initiative established a goal to enroll approximately 1,800 low-income Missourians in St. Louis, Kansas City, and mid-Missouri over the next 5 years. To implement this program, DSS has contracted with the Missouri Hospital Association (MHA) and three Missouri Workforce Development Boards (WDB): St. Louis Agency on Training and Employment (SLATE), Full Employment Council of Kansas City (FEC), and Central Region Workforce Development Board. Through the WDBs, other state departments and regional partners include, but are not limited to: the Missouri Department of Health and Senior Services (DHSS), Missouri Department of Economic Development, SSM Health, Missouri Community College Association (MCCA), and the Missouri Workforce Development Board.

The HPOG is funded by the U.S. Department of Health and Human Services, Administration of Children and Families. The Department of Social Services provides funding through contracts with the Missouri Hospital Association and three Workforce Development Board (WDB) regional entities (St. Louis, Kansas City and Central Missouri). It is estimated that the partners will have 363 participants per year in the program. The total grant is \$14,932,410 over five years, with the first year grant award of \$2,986,482 which is divided as follows:

Full Employment Council of Kansas City (FEC): \$1,187,267

St. Louis Agency on Training and Employment (SLATE): \$1,122,267

Central Region Workforce Development Board: \$407,292

Missouri Hospital Association (MHA): \$110,000

Department of Social Services (DSS): \$159,656

### 2. What is the authorization for this program, i.e., federal or state statute, etc.? (Include the federal program number, if applicable.)

Federal Law: 5507 of the Affordable Care Act; ACA, P.L. 111-148

Federal Law: Section 2008(a)(1) of the Social Security Act (42 U.S.C. § 1397g(a)(1)), as amended by section 208 of the Protecting Access to Medicare Act of 2014 (Pub. L. 113-93)

### 3. Are there federal matching requirements? If yes, please explain.

No.

# PROGRAM DESCRIPTION

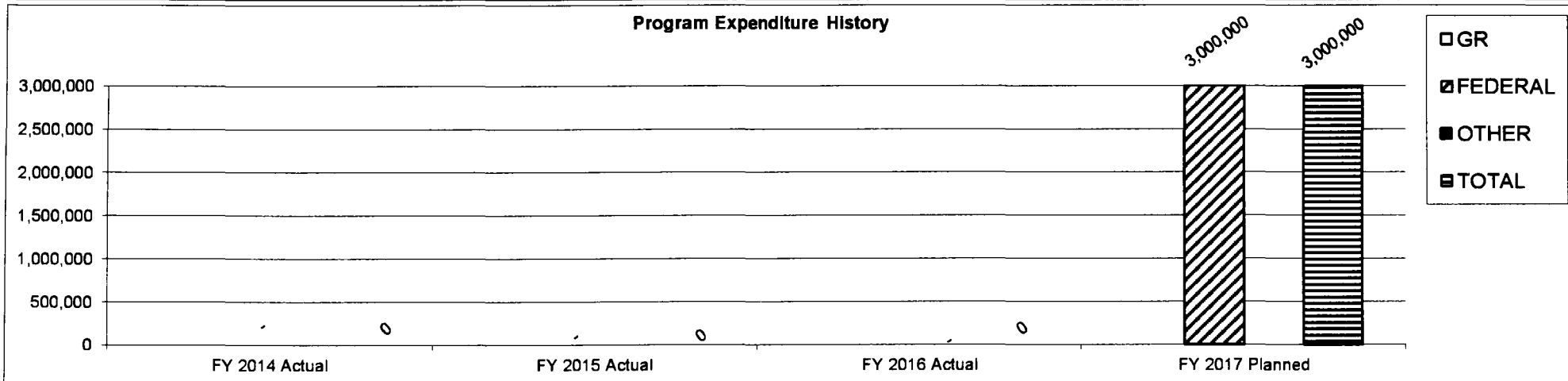
Department: Social Services  
Division: Family Support  
Core: Healthcare Industry Training

Budget Unit 90053C  
HB Section: 11.110

4. Is this a federally mandated program? If yes, please explain.

No.

5. Provide actual expenditures for the prior three fiscal years and planned expenditures for the current fiscal year.



FY 16 Actual of \$2,835 was paid from the Grants and Donations Appropriation (HB 11.010).

6. What are the sources of the "Other " funds?

N/A.

7a. Provide an effectiveness measure.

## Enrollments per year

Year	Projected	Actual
FFY 2016	363	236
FFY 2017	363	
FFY 2018	363	
FFY 2019	363	
FFY 2020	363	

**PROGRAM DESCRIPTION**

**Department: Social Services**  
**Division: Family Support**  
**Core: Healthcare Industry Training**

**Budget Unit 90053C**  
**HB Section: 11.110**

**7b. Provide an efficiency measure.**

90% of cases reviewed followed contract.

**7c. Provide the number of clients/individuals served, if applicable.**

The projected total over the 5 years of the program is 1,815.

**7d. Provide a customer satisfaction measure, if available.**

N/A



## CORE DECISION ITEM

**Department: Social Services**  
**Division: Family Support**  
**Core: Temporary Assistance**

**Budget Unit: 90105C**

**HB Section: 11.115**

### 1. CORE FINANCIAL SUMMARY

FY 2018 Budget Request						FY 2018 Governor's Recommendation					
	GR	Federal	Other	Total	E		GR	Federal	Other	Total	E
PS						PS					
EE	1,855,554	21,017,944		22,873,498		EE	1,855,554	20,517,944		22,373,498	
PSD	7,856,800	91,884,255		99,741,055		PSD	7,856,800	60,134,255		67,991,055	
TRF						TRF					
Total	9,712,354	112,902,199		122,614,553		Total	9,712,354	80,652,199		90,364,553	
FTE				0.00		FTE				0.00	
Est. Fringe	0	0	0	0		Est. Fringe	0	0	0	0	
Note: Fringes budgeted in House Bill 5 except for certain fringes budgeted directly to MoDOT, Highway Patrol, and Conservation.						Note: Fringes budgeted in House Bill 5 except for certain fringes budgeted directly to MoDOT, Highway Patrol, and Conservation.					

Other Funds:

Other Funds:

### 2. CORE DESCRIPTION

This appropriation provides cash assistance to needy families. Eligible families receive a monthly cash payment based on their income and family size, for a period of time not to exceed 45 months total in a lifetime.

Senate Bill 24 required programmatic changes on August 28, 2015, including full-family sanctions, required orientation and personal responsibility plans, capturing hours from jobs.mo.gov and disregarding a new spouse income for six months. On January 1, 2016, lifetime benefit limits decreased from 60 to 45 months, a cash diversion program was implemented, and applicants are required to engage in work activities prior to being approved for Temporary Assistance.

The Federal Deficit Reduction Act of 2005 requires that 50% of a state's TANF caseload must participate in a federally defined work activity. States are expected to design programs to effectively address barriers such as mental health issues, addiction when participating in a treatment program, developmental or learning disabilities, limited English proficiency, and domestic violence. FSD contracts with outside vendors for direct case management of TANF recipients required to participate in work activities and is responsible for monitoring the vendors' performance and reporting outcomes to the federal government. The funding for the administration of the Missouri Work Assistance (MWA) Program is included in this appropriation.

Language in the department's appropriation bill allows funding for a \$50 per month, six month transitional benefit to those recipients going to work, helping recipients stabilize household incomes and transition to self-sufficiency. The transitional employment benefit will be paid only if sufficient funds are available after providing the regular benefit.

The department screens and tests applicants and recipients of Temporary Assistance for illegal use of a controlled substance. In addition, the Department prohibits the use of TANF funds at unauthorized locations and on restricted items (SB 251, 2013).

# CORE DECISION ITEM

Department: Social Services  
Division: Family Support  
Core: Temporary Assistance

Budget Unit: 90105C

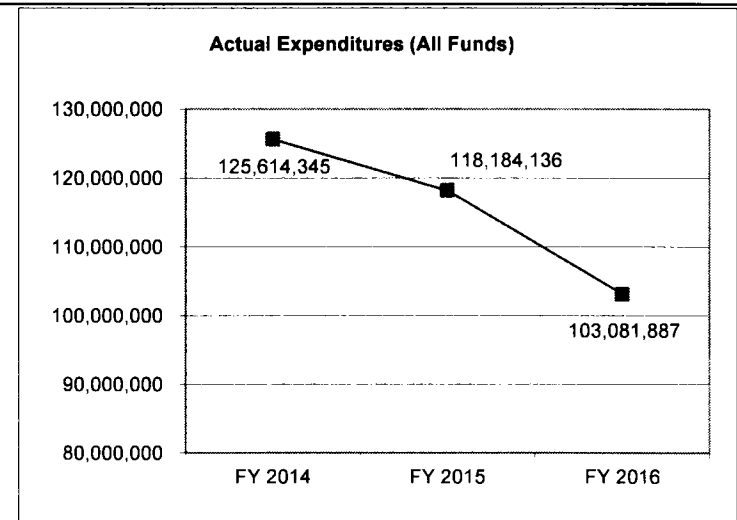
HB Section: 11.115

## 3. PROGRAM LISTING (list programs included in this core funding)

Programs include, but are not limited to: Temporary Assistance (TA) Cash Assistance, Transitional Employment Benefit, TA Diversion Program, Missouri Work Assistance Program, Microsoft Academy, Food Banks, Out of School Support, Before and After School Program and Foster Care Jobs.

## 4. FINANCIAL HISTORY

	FY 2014 Actual	FY 2015 Actual	FY 2016 Actual	FY 2017 Current Yr.
Appropriation (All Funds)	146,753,972	145,891,835	143,573,198	122,614,553
Less Reverted (All Funds)	(3,000)	(3,000)	(55,667)	N/A
Less Restricted (All Funds)	0	0	0	N/A
Budget Authority (All Funds)	146,750,972	145,888,835	143,517,531	N/A
Actual Expenditures (All Funds)	125,614,345	118,184,136	103,081,887	N/A
Unexpended (All Funds)	21,136,627	27,704,699	40,435,644	N/A
Unexpended, by Fund:				
General Revenue	339	0	0	N/A
Federal	21,136,288	27,704,699	40,435,644	N/A
Other	0	0	0	N/A
	(1)	(2)	(3)	(4)



Reverted includes the statutory three- percent reserve (when applicable).

Restricted includes any Governor's Expenditure Restriction (when applicable).

### NOTES:

(1) In FY2014, there was a core increase from a transfer of \$19 million from DED/DWD for the Missouri Work Assistance Program and a core decrease of \$104,160 reallocated to the Adolescent Boys program.

(2) In FY2015, there was a core decrease of \$862,137 to redirect funds to Domestic Violence Emergency Shelter (\$526,137) and to support the Adolescent Girls Program (\$300,000)

(3) In FY2016, there was a core decrease of \$619,937 GR, \$508,700 was re-allocated to Missouri Mentoring, and there was a core reduction of \$1,440,000 Federal Funds for work assistance programs.

(4) In FY2017, there was a core reduction of \$4.5 million to reflect actual spending. Due to SB 24 savings, \$9 million additional funding was granted for MWA contracts, creating and employment and training resource, Microsoft Certification, and the ABC (attendance, behavior and course performance) Today program. Funding was reduced in the TANF appropriation and reinvested in child care activities (\$15.2 million). Funding was also reinvested in the Children's Division to support services for youth. \$4.3 million was reinvested in Alternatives to Abortion. In total, \$31.5 million was reinvested.

## CORE RECONCILIATION DETAIL

### DEPARTMENT OF SOCIAL SERVICES TEMPORARY ASSISTANCE

#### 5. CORE RECONCILIATION DETAIL

			Budget Class	FTE	GR	Federal	Other	Total	Explanation
<b>TAFP AFTER VETOES</b>									
			EE	0.00	1,855,554	20,517,944	0	22,373,498	
			PD	0.00	7,856,800	92,384,255	0	100,241,055	
			<b>Total</b>	<b>0.00</b>	<b>9,712,354</b>	<b>112,902,199</b>	<b>0</b>	<b>122,614,553</b>	
<b>DEPARTMENT CORE ADJUSTMENTS</b>									
Core Reallocation	573 9405		EE	0.00	0	500,000	0	500,000	Core reallocation will more closely align with planned expenditures.
Core Reallocation	573 9405		PD	0.00	0	(500,000)	0	(500,000)	Core reallocation will more closely align with planned expenditures.
<b>NET DEPARTMENT CHANGES</b>				<b>0.00</b>	<b>0</b>	<b>0</b>	<b>0</b>	<b>0</b>	
<b>DEPARTMENT CORE REQUEST</b>									
			EE	0.00	1,855,554	21,017,944	0	22,873,498	
			PD	0.00	7,856,800	91,884,255	0	99,741,055	
			<b>Total</b>	<b>0.00</b>	<b>9,712,354</b>	<b>112,902,199</b>	<b>0</b>	<b>122,614,553</b>	
<b>GOVERNOR'S ADDITIONAL CORE ADJUSTMENTS</b>									
Core Reduction	1432 3597		PD	0.00	0	(20,000,000)	0	(20,000,000)	
Core Reduction	1900 9405		EE	0.00	0	(500,000)	0	(500,000)	FY 18 core reduction
Core Reduction	1900 9404		PD	0.00	0	(500,000)	0	(500,000)	FY 18 core reduction
Core Reduction	1900 9406		PD	0.00	0	(8,500,000)	0	(8,500,000)	FY 18 core reduction
Core Reduction	1900 9407		PD	0.00	0	(1,500,000)	0	(1,500,000)	FY 18 core reduction
Core Reduction	1900 9409		PD	0.00	0	(750,000)	0	(750,000)	FY 18 core reduction

## CORE RECONCILIATION DETAIL

### DEPARTMENT OF SOCIAL SERVICES TEMPORARY ASSISTANCE

#### 5. CORE RECONCILIATION DETAIL

		Budget Class	FTE	GR	Federal	Other	Total	Explanation
<b>GOVERNOR'S ADDITIONAL CORE ADJUSTMENTS</b>								
Core Reduction	1900 2555	PD	0.00	0	(500,000)	0	(500,000)	FY 18 core reduction
<b>NET GOVERNOR CHANGES</b>			<b>0.00</b>	<b>0</b>	<b>(32,250,000)</b>	<b>0</b>	<b>(32,250,000)</b>	
<b>GOVERNOR'S RECOMMENDED CORE</b>								
		EE	0.00	1,855,554	20,517,944	0	22,373,498	
		PD	0.00	7,856,800	60,134,255	0	67,991,055	
		<b>Total</b>	<b>0.00</b>	<b>9,712,354</b>	<b>80,652,199</b>	<b>0</b>	<b>90,364,553</b>	



## DECISION ITEM SUMMARY

Budget Unit								
Decision Item	FY 2016	FY 2016	FY 2017	FY 2017	FY 2018	FY 2018	FY 2018	FY 2018
Budget Object Summary	ACTUAL	ACTUAL	BUDGET	BUDGET	DEPT REQ	DEPT REQ	GOV REC	GOV REC
Fund	DOLLAR	FTE	DOLLAR	FTE	DOLLAR	FTE	DOLLAR	FTE
<b>TEMPORARY ASSISTANCE</b>								
<b>CORE</b>								
PERSONAL SERVICES								
TEMP ASSIST NEEDY FAM FEDERAL	111,755	1.42	0	0.00	0	0.00	0	0.00
TOTAL - PS	111,755	1.42	0	0.00	0	0.00	0	0.00
EXPENSE & EQUIPMENT								
GENERAL REVENUE	1,799,887	0.00	1,855,554	0.00	1,855,554	0.00	1,855,554	0.00
TEMP ASSIST NEEDY FAM FEDERAL	18,127,899	0.00	20,517,944	0.00	21,017,944	0.00	20,517,944	0.00
TOTAL - EE	19,927,786	0.00	22,373,498	0.00	22,873,498	0.00	22,373,498	0.00
PROGRAM-SPECIFIC								
GENERAL REVENUE	7,856,800	0.00	7,856,800	0.00	7,856,800	0.00	7,856,800	0.00
TEMP ASSIST NEEDY FAM FEDERAL	75,185,546	0.00	92,384,255	0.00	91,884,255	0.00	60,134,255	0.00
TOTAL - PD	83,042,346	0.00	100,241,055	0.00	99,741,055	0.00	67,991,055	0.00
<b>TOTAL</b>	<b>103,081,887</b>	<b>1.42</b>	<b>122,614,553</b>	<b>0.00</b>	<b>122,614,553</b>	<b>0.00</b>	<b>90,364,553</b>	<b>0.00</b>
<b>GRAND TOTAL</b>	<b>\$103,081,887</b>	<b>1.42</b>	<b>\$122,614,553</b>	<b>0.00</b>	<b>\$122,614,553</b>	<b>0.00</b>	<b>\$90,364,553</b>	<b>0.00</b>

## FLEXIBILITY REQUEST FORM

<b>BUDGET UNIT NUMBER:</b> 90105C <b>BUDGET UNIT NAME:</b> Temporary Assistance <b>HOUSE BILL SECTION:</b> 11.115	<b>DEPARTMENT:</b> Social Services <b>DIVISION:</b> Family Support Division
---	--

**1. Provide the amount by fund of personal service flexibility and the amount by fund of expense and equipment flexibility you are requesting in dollar and percentage terms and explain why the flexibility is needed. If flexibility is being requested among divisions, provide the amount by fund of flexibility you are requesting in dollar and percentage terms and explain why the flexibility is needed.**

### Governor's Recommendation

Core	% Flex Requested	Flex Requested Amount
------	------------------	-----------------------

<i>Total Request</i>	\$90,364,553	10%	\$9,036,455
----------------------	--------------	-----	-------------

**2. Estimate how much flexibility will be used for the budget year. How much flexibility was used in the Prior Year Budget and the Current Year Budget? Please specify the amount.**

PRIOR YEAR ACTUAL AMOUNT OF FLEXIBILITY USED	CURRENT YEAR ESTIMATED AMOUNT OF FLEXIBILITY THAT WILL BE USED	BUDGET REQUEST ESTIMATED AMOUNT OF FLEXIBILITY THAT WILL BE USED
\$318,000	H.B. 11 language allows for up to 10% flexibility between House Bill Sections 11.100, 11.115 and 11.180.	10% flexibility is being requested for FY 18.

**3. Please explain how flexibility was used in the prior and/or current years.**

PRIOR YEAR EXPLAIN ACTUAL USE	CURRENT YEAR EXPLAIN PLANNED USE
Flexibility was used to support Community Initiatives with Community Partners.	Flexibility allows continued service without disrupting or delaying benefits and allows TANF funding to be spent between programs.

# DECISION ITEM DETAIL

Budget Unit	FY 2016	FY 2016	FY 2017	FY 2017	FY 2018	FY 2018	FY 2018	FY 2018
Decision Item	ACTUAL	ACTUAL	BUDGET	BUDGET	DEPT REQ	DEPT REQ	GOV REC	GOV REC
Budget Object Class	DOLLAR	FTE	DOLLAR	FTE	DOLLAR	FTE	DOLLAR	FTE
<b>TEMPORARY ASSISTANCE</b>								
<b>CORE</b>								
LEGAL COUNSEL	16,202	0.15	0	0.00	0	0.00	0	0.00
MISCELLANEOUS TECHNICAL	5,000	0.13	0	0.00	0	0.00	0	0.00
SPECIAL ASST PROFESSIONAL	78,749	0.81	0	0.00	0	0.00	0	0.00
SPECIAL ASST OFFICE & CLERICAL	11,804	0.33	0	0.00	0	0.00	0	0.00
<b>TOTAL - PS</b>	<b>111,755</b>	<b>1.42</b>	<b>0</b>	<b>0.00</b>	<b>0</b>	<b>0.00</b>	<b>0</b>	<b>0.00</b>
TRAVEL, IN-STATE	5,103	0.00	0	0.00	0	0.00	0	0.00
SUPPLIES	31	0.00	0	0.00	0	0.00	0	0.00
PROFESSIONAL SERVICES	19,922,652	0.00	22,373,498	0.00	22,873,498	0.00	22,373,498	0.00
<b>TOTAL - EE</b>	<b>19,927,786</b>	<b>0.00</b>	<b>22,373,498</b>	<b>0.00</b>	<b>22,873,498</b>	<b>0.00</b>	<b>22,373,498</b>	<b>0.00</b>
PROGRAM DISTRIBUTIONS	83,042,346	0.00	100,241,055	0.00	99,741,055	0.00	67,991,055	0.00
<b>TOTAL - PD</b>	<b>83,042,346</b>	<b>0.00</b>	<b>100,241,055</b>	<b>0.00</b>	<b>99,741,055</b>	<b>0.00</b>	<b>67,991,055</b>	<b>0.00</b>
<b>GRAND TOTAL</b>	<b>\$103,081,887</b>	<b>1.42</b>	<b>\$122,614,553</b>	<b>0.00</b>	<b>\$122,614,553</b>	<b>0.00</b>	<b>\$90,364,553</b>	<b>0.00</b>
<b>GENERAL REVENUE</b>	<b>\$9,656,687</b>	<b>0.00</b>	<b>\$9,712,354</b>	<b>0.00</b>	<b>\$9,712,354</b>	<b>0.00</b>	<b>\$9,712,354</b>	<b>0.00</b>
<b>FEDERAL FUNDS</b>	<b>\$93,425,200</b>	<b>1.42</b>	<b>\$112,902,199</b>	<b>0.00</b>	<b>\$112,902,199</b>	<b>0.00</b>	<b>\$80,652,199</b>	<b>0.00</b>
<b>OTHER FUNDS</b>	<b>\$0</b>	<b>0.00</b>	<b>\$0</b>	<b>0.00</b>	<b>\$0</b>	<b>0.00</b>	<b>\$0</b>	<b>0.00</b>

## PROGRAM DESCRIPTION

**Department: Social Services**

**HB Section: 11.115**

**Program Name: Temporary Assistance**

**Program is found in the following core budget(s): Temporary Assistance**

### 1. What does this program do?

Temporary Assistance (Temporary Assistance for Needy Families-TANF) provides cash assistance to families based on income and family size for a period not to exceed 45 months total in a lifetime with some exceptions. The state does extend assistance paid with federal funds beyond the 45 month limit on the basis of hardship (domestic violence, substance abuse treatment, mental health or family crisis). Parents/caretakers are exempt from the lifetime limit if they are age 60 and over, or permanently disabled.

The four purposes of the TANF program are:

- To provide assistance to needy families to help keep children in the home;
- To end dependence of needy parents by promoting job preparation, work and marriage;
- To prevent and reduce out-of-wedlock pregnancies; and
- To encourage the formation and maintenance of two-parent families.

The Federal Deficit Reduction Act of 2005 requires that 50% of a state's TANF caseload must participate in a federally defined work activity. States are expected to design programs to effectively address barriers such as mental health issues, addiction when participating in a treatment program, developmental or learning disabilities, limited English proficiency, and domestic violence. FSD contracts with outside vendors for direct case management of TANF recipients required to participate in work activities through the Missouri Work Assistance (MWA) Program. FSD is responsible for monitoring the outside vendor(s) performance and reporting outcomes to the federal government. FSD has dedicated staff in the field to provide technical assistance and support to MWA service providers. These staff meet regularly with service providers to identify training needs, locate resources to coordinate removal of barriers, and provide continuous support for program and performance improvement. In December 2016, MWA released a new request for proposal (RFP) to focus on outcomes of education, training and reducing/ending dependency on government benefits.

In 2015, Senate Bill 24 passed, and the Family Support Division implemented new requirements:

- A video orientation and a personal responsibility plan.
- Sanctions of benefits for non-compliance with work activities when this information is received from MWA.
- A data exchange between the Division of Workforce Development and the Family Support Division to capture hours of participation on jobs.mo.gov.
- A disregard of a new spouse's income for six months.
- A reduction in lifetime limits from 60 to 45 months.
- A Temporary Assistance diversion program.

These changes were communicated to participants, in collaboration with advocacy groups and partners.

## PROGRAM DESCRIPTION

**Department: Social Services**

**HB Section: 11.115**

**Program Name: Temporary Assistance**

**Program is found in the following core budget(s): Temporary Assistance**

On July 22, 2014, the Workforce Innovation and Opportunity Act (WIOA) became law, which reforms and modernizes the public workforce system. It reaffirms the role of the public workforce system, and brings together and enhances several key employment, education, and training programs. WIOA provides resources, services and leadership tools for the workforce system that improves employer prospects for success in the global marketplace by helping individuals find good jobs, stay employed and advance their skills. Missouri opted to include TANF as a required partner in WIOA to enhance the relationships between partner agencies serving TANF clients. The Family Support Division in coordination with other state agencies created a resource guide of agencies, held a consortium to enhance learning and held mini sessions on subjects such as using Labor Market Information, the meaning of WIOA and agency resources. The FSD is engaged in the Steering Committee discussions on apprenticeships and other innovative ideas to engage Food Stamp and TANF participants in training and employment. As WIOA continues to develop at the federal, state and local levels, the FSD will continue to work on improving these relationships and provide staff the required knowledge and resources.

Language in the department's appropriation bill allows funding for a \$50 per month, six month transitional employment benefit to those recipients going to work, helping recipients stabilize household incomes and transition to self-sufficiency. Additionally, paying a transitional cash benefit to former Temporary Assistance beneficiaries moving to employment will allow Missouri to capitalize on its job entry success by counting these individuals in its work participation rate calculation. The transitional employment benefit will be paid only if sufficient funds are available after providing the regular benefit.

The department screens and tests applicants and recipients of Temporary Assistance for illegal use of a controlled substance. In addition, the department prohibits the use of TANF funds at unauthorized locations and on restricted items (SB 251,2013).

TANF can also be used to provide other assistance through partner agencies such as Food Banks, tutoring programs and school assistance programs to support one of the four goals of TANF stated above. The House Bill appropriates funds for the following programs:

- Microsoft Academy assists low income students to provide information technology certifications to address the growing concern of IT jobs going unfulfilled in Missouri due to a skills gap.
- Funding to support Food Banks' efforts to provide services and food to low income individuals.
- LINC/Boys and Girls Club of America provide TANF eligible activities in after school settings to promote the health, social educational, vocational, and character development of youth. These programs provide Out of School Support such as homework help, general mentoring to school-age children, constructive leisure time activities and guidance under trained leadership. **The Governor reduced funding for this program in FY 18.**
- Funding to support tutoring and enrichment programs for children and youth who are part of TANF eligible families living in St. Louis City and St. Louis County school districts. DSS is contracting with the University of Missouri-St. Louis (UMSL) to work with local school districts and other stakeholders to leverage existing resources, including, but not limited to building space and equipment, to make our dollars stretch farther and serve more kids. The programs will compliment, rather than replicate other learning and development opportunities and tailor programming to individual participant needs, progress, interest and preferred learning style and ability. **The Governor did not recommend funding this program in FY 18.**
- Summer Jobs Program assists the youth of low-income families in the St. Louis and Kansas City metropolitan areas. Through partnering with local businesses and community leaders, the Summer Jobs Program will provide youth with productive work experience that develops valuable job skills for those participating in the program. **The Governor did not recommend funding this program in FY 18.**
- State Parks Youth Corps (SPYC) supports the participation of youth from low income households with the opportunity to gain valuable work experience in Missouri State Parks and historic sites. **The Governor did not recommend funding this program in FY 18.**
- Project Xcel is an initiative bringing together business, government, and young people aging out of Missouri's foster care system to achieve mutually-beneficial goals. Through shared commitment and responsibility, the partners will address business demand for good customer service employees, meet public expectations for reliable and courteous service, get young people aging out of the foster care system started on meaningful career paths, and grow Missouri's middle class.

## PROGRAM DESCRIPTION

Department: Social Services

HB Section: 11.115

Program Name: Temporary Assistance

Program is found in the following core budget(s): Temporary Assistance

- Jobs for America's Graduates (JAG) programs provide participants (in school or out of school) with classroom and work based learning experiences that result in a quality job leading to a career after graduation or completion of a High School Equivalency Test (HiSET). **The Governor did not recommend funding this program in FY 18.**
- ABC Today provides a mentoring model through the Big Brothers, Big Sisters program that partners with Missouri public school districts to encourage and support children living in low income families to Attend school, Behave when they get there and experience Classroom performance in reading and math. Data has shown that youth in need are succeeding in school under this model. **The Governor did not recommend funding this program in FY 18.**

The house bill allows for use of funds in additional areas, including the following:

- Capable Kids and Families provides support in the form of home visitation services, networking group meetings and activities, connections to other agencies, and a one of a kind resource-lending program filling the gaps in services to families of young children with disabilities and/or developmental delays.
- Home visiting programs partner with other community groups to provide education and other outreach to parents and children to reduce incidents of child abuse and neglect. This appropriation funds early childhood development programs targeting low income families and families with children under age three to ensure that these children have positive early childhood experiences both in and out of the home. These programs help prepare children to enter school ready to succeed and to reduce the potential for child abuse and neglect.
- Funding for the Alternatives to Abortion program is designed to assist women in carrying their unborn child to term instead of having an abortion, and to assist them in caring for their child or placing their child for adoption.
- Other programs that meet the goals of TANF or for Emergency Assistance.

**2. What is the authorization for this program, i.e., federal or state statute, etc.? (Include the federal program number, if applicable.)**

State statute: RSMo. 208.040, Federal law: PL 104-193 and PRWORA of 1996

**3. Are there federal matching requirements? If yes, please explain.**

Yes. There is a state maintenance of effort required to earn the TANF block grant that pays for the program. Expenditures from other programs also provide state maintenance of effort required to earn the TANF block grant.

**4. Is this a federally mandated program? If yes, please explain.**

Yes. PL 104-193 and PRWORA of 1996.

## PROGRAM DESCRIPTION

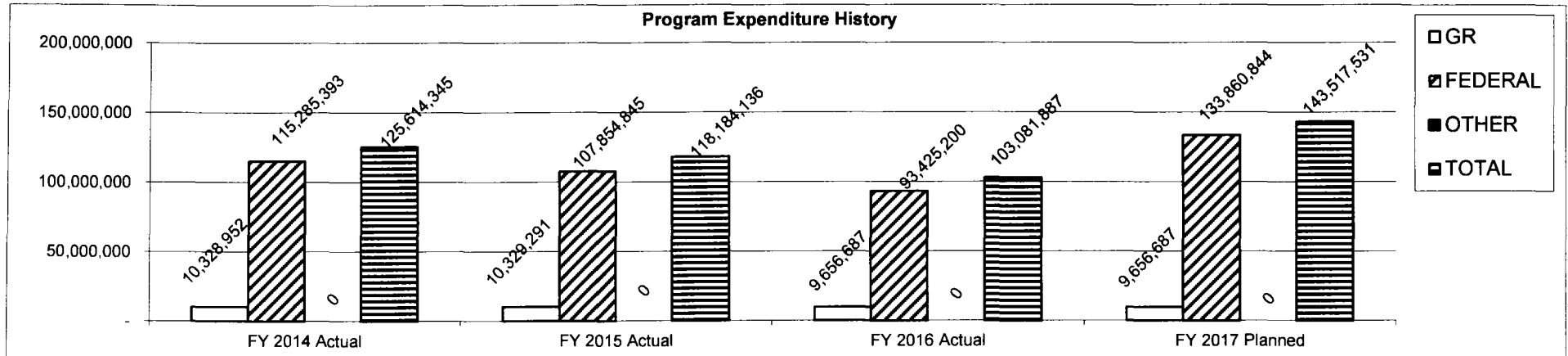
Department: Social Services

HB Section: 11.115

Program Name: Temporary Assistance

Program is found in the following core budget(s): Temporary Assistance

### 5. Provide actual expenditures for the prior three fiscal years and planned expenditures for the current fiscal year.

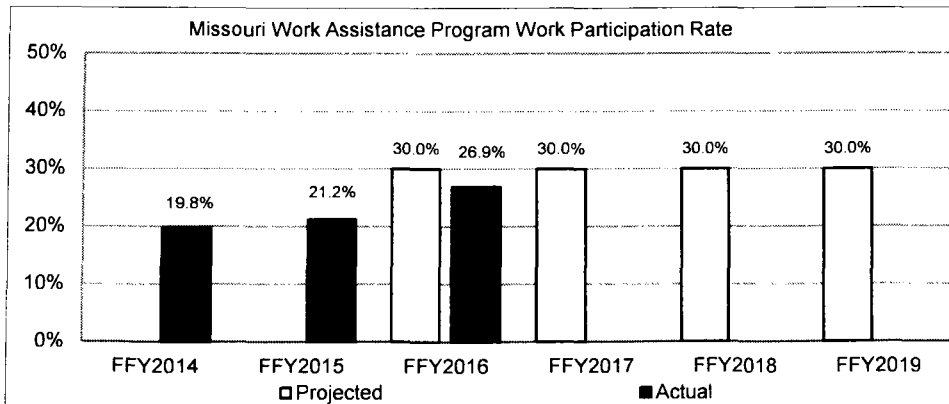


Planned FY 2017 expenditures are net of reverted and reserve.

### 6. What are the sources of the "Other " funds?

N/A

### 7a. Provide an effectiveness measure.



This is a new measure, so there are no projections for FY 14 through FY 15.

# PROGRAM DESCRIPTION

Department: Social Services

HB Section: 11.115

Program Name: Temporary Assistance

Program is found in the following core budget(s): Temporary Assistance

## 7b. Provide an efficiency measure.

In 2016, 15,369 participants were referred to Missouri Work Assistance.

## 7c. Provide the number of clients/individuals served, if applicable.

Families Served: Average Monthly Total  
Number of Temporary Assistance Cases

Year	Projected	Actual
SFY 14	41,000	35,271
SFY 15	32,200	31,053
SFY 16	26,500	23,815
SFY 17	14,500	
SFY 18	14,500	
SFY 19	14,500	

Families Served: Average Monthly  
Number of Regular Temporary Cash  
Assistance Cases

Year	Projected	Actual
SFY 14	39,000	33,461
SFY 15	30,000	29,201
SFY 16	25,000	21,783
SFY 17	13,400	
SFY 18	13,400	
SFY 19	13,400	

Families Served: Average Monthly  
Number of Transitional Employment  
Benefit Cases

Year	Projected	Actual
SFY 14	2,000	1,810
SFY 15	1,700	1,852
SFY 16	1,500	2,032
SFY 17	1,100	
SFY 18	1,100	
SFY 19	1,100	

Average Regular Temporary Assistance  
Grant Per Family

Year	Projected	Actual
SFY 14	\$231	\$227
SFY 15	\$227	\$228
SFY 16	\$231	\$224
SFY 17	\$224	
SFY 18	\$224	
SFY 19	\$224	

## 7d. Provide a customer satisfaction measure, if available.

N/A





### CORE DECISION ITEM

Department: Social Services  
Division: Family Support Division  
Core: Alternatives to Abortion

Budget Unit: 88860C  
HB Section: 11.120

#### 1. CORE FINANCIAL SUMMARY

FY 2018 Budget Request					
	GR	Federal	Other	Total	E
PS					
EE	102,575			102,575	
PSD	2,005,986	4,350,000		6,355,986	
TRF					
Total	2,005,986	4,350,000		6,458,561	

FTE 0.00

<b>Est. Fringe</b>	0	0	0	0
--------------------	---	---	---	---

Note: Fringes budgeted in House Bill 5 except for certain fringes budgeted directly to MoDOT, Highway Patrol, and Conservation.

Other Funds:

FY 2018 Governor's Recommendation					
	GR	Federal	Other	Total	E
PS					
EE	102,575			102,575	
PSD	2,005,986	4,350,000		6,355,986	
TRF					
Total	2,005,986	4,350,000		6,458,561	

FTE 0.00

<b>Est. Fringe</b>	0	0	0	0
--------------------	---	---	---	---

Note: Fringes budgeted in House Bill 5 except for certain fringes budgeted directly to MoDOT, Highway Patrol, and Conservation.

Other Funds:

#### 2. CORE DESCRIPTION

The Alternatives to Abortion Services Program provides services and counseling to pregnant women at or below 185 percent of the federal poverty level to assist women in carrying their unborn child to term instead of having an abortion and to assist women in caring for their child or placing their child for adoption. The goals to the Alternatives to Abortion Program are to : 1) Reduce abortions and improve pregnancy outcomes by helping women practice sound health-related behaviors, including decreasing the use of tobacco, alcohol, and illegal drugs, and by improving their nutrition; 2) Improve child health and development by helping parents provide more responsible and competent care for their child(ren); and 3) Improve families' economic self-sufficiency by helping parents develop a vision for their own future, continue their education, and find a job. The purpose of the Alternatives to Abortion Public Awareness Program is to help pregnant women at risk for having abortions become aware of the alternatives to abortion services available to them in their local communities. This core request reflects a core transfer from the Office of Administration.

#### 3. PROGRAM LISTING (list programs included in this core funding)

Alternatives to Abortion Services Program  
Alternatives to Abortion Public Awareness Program

# **CORE DECISION ITEM**

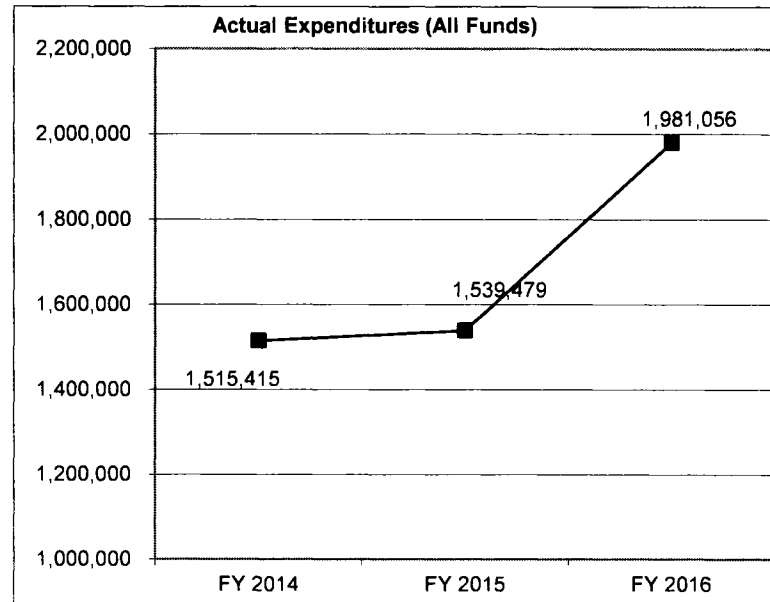
**Department: Social Services**  
**Division: Family Support Division**  
**Core: Alternatives to Abortion**

**Budget Unit: 88860C**

**HB 11.120**

## **4. FINANCIAL HISTORY**

	<b>FY 2014 Actual</b>	<b>FY 2015 Actual</b>	<b>FY 2016 Actual</b>	<b>FY 2017 Current Yr.</b>
Appropriation (All Funds)	1,633,561	2,158,561	2,158,561	6,458,561
Less Reverted (All Funds)	(47,507)	(63,257)	(63,257)	N/A
Less Restricted (All Funds)	0	0	0	N/A
Budget Authority (All Funds)	1,586,054	2,095,304	2,095,304	N/A
Actual Expenditures (All Funds)	1,515,415	1,539,479	1,981,056	N/A
Unexpended (All Funds)	70,639	555,825	114,248	N/A
Unexpended, by Fund:				
General Revenue	70,639	555,825	114,248	N/A
Federal	0	0	0	N/A
Other	0	0	0	N/A
	<b>(1)</b>	<b>(1)</b>	<b>(1)</b>	<b>(1)</b>



Reverted includes the statutory three-percent reserve amount (when applicable).

Restricted includes any Governor's Expenditure Restrictions which remained at the end of the fiscal year (when applicable).

### **NOTES:**

**(1)** This program was included in the Office of Administration budget in FY 2014 - 2017. The Governor is recommending to transfer it to the Department of Social Services in FY 2018.

## CORE RECONCILIATION DETAIL

### DEPARTMENT OF SOCIAL SERVICES ALTERNATIVES TO ABORTION

#### 5. CORE RECONCILIATION DETAIL

		Budget Class	FTE	GR	Federal	Other	Total	Explanation
<b>DEPARTMENT CORE REQUEST</b>								
		EE	0.00	0	0	0	0	
		PD	0.00	0	0	0	0	
		<b>Total</b>	<b>0.00</b>	<b>0</b>	<b>0</b>	<b>0</b>	<b>0</b>	
<b>GOVERNOR'S ADDITIONAL CORE ADJUSTMENTS</b>								
Transfer In	1902 3108	EE	0.00	75,000	0	0	75,000	Transfer A2A from OA to DSS
Transfer In	1902 2955	EE	0.00	27,575	0	0	27,575	Transfer A2A from OA to DSS
Transfer In	1902 2960	PD	0.00	0	4,300,000	0	4,300,000	Transfer A2A from OA to DSS
Transfer In	1902 3107	PD	0.00	0	50,000	0	50,000	Transfer A2A from OA to DSS
Transfer In	1902 2955	PD	0.00	2,005,986	0	0	2,005,986	Transfer A2A from OA to DSS
<b>NET GOVERNOR CHANGES</b>			<b>0.00</b>	<b>2,108,561</b>	<b>4,350,000</b>	<b>0</b>	<b>6,458,561</b>	
<b>GOVERNOR'S RECOMMENDED CORE</b>								
		EE	0.00	102,575	0	0	102,575	
		PD	0.00	2,005,986	4,350,000	0	6,355,986	
		<b>Total</b>	<b>0.00</b>	<b>2,108,561</b>	<b>4,350,000</b>	<b>0</b>	<b>6,458,561</b>	

## DECISION ITEM SUMMARY

Budget Unit									
Decision Item	FY 2016	FY 2016	FY 2017	FY 2017	FY 2018	FY 2018	FY 2018	FY 2018	
Budget Object Summary	ACTUAL	ACTUAL	BUDGET	BUDGET	DEPT REQ	DEPT REQ	GOV REC	GOV REC	
Fund	DOLLAR	FTE	DOLLAR	FTE	DOLLAR	FTE	DOLLAR	FTE	
<b>ALTERNATIVES TO ABORTION</b>									
<b>CORE</b>									
EXPENSE & EQUIPMENT									
GENERAL REVENUE	0	0.00	0	0.00	0	0.00	102,575	0.00	
TOTAL - EE	0	0.00	0	0.00	0	0.00	102,575	0.00	
PROGRAM-SPECIFIC									
GENERAL REVENUE	0	0.00	0	0.00	0	0.00	2,005,986	0.00	
TEMP ASSIST NEEDY FAM FEDERAL	0	0.00	0	0.00	0	0.00	4,300,000	0.00	
DEPT OF SOC SERV FEDERAL & OTH	0	0.00	0	0.00	0	0.00	50,000	0.00	
TOTAL - PD	0	0.00	0	0.00	0	0.00	6,355,986	0.00	
<b>TOTAL</b>	<b>0</b>	<b>0.00</b>	<b>0</b>	<b>0.00</b>	<b>0</b>	<b>0.00</b>	<b>6,458,561</b>	<b>0.00</b>	
<b>GRAND TOTAL</b>	<b>\$0</b>	<b>0.00</b>	<b>\$0</b>	<b>0.00</b>	<b>\$0</b>	<b>0.00</b>	<b>\$6,458,561</b>	<b>0.00</b>	

# DECISION ITEM DETAIL

Budget Unit	FY 2016	FY 2016	FY 2017	FY 2017	FY 2018	FY 2018	FY 2018	FY 2018
Decision Item	ACTUAL	ACTUAL	BUDGET	BUDGET	DEPT REQ	DEPT REQ	GOV REC	GOV REC
Budget Object Class	DOLLAR	FTE	DOLLAR	FTE	DOLLAR	FTE	DOLLAR	FTE
<b>ALTERNATIVES TO ABORTION</b>								
<b>CORE</b>								
TRAVEL, IN-STATE	0	0.00	0	0.00	0	0.00	75	0.00
PROFESSIONAL SERVICES	0	0.00	0	0.00	0	0.00	102,500	0.00
TOTAL - EE	0	0.00	0	0.00	0	0.00	102,575	0.00
PROGRAM DISTRIBUTIONS	0	0.00	0	0.00	0	0.00	6,355,986	0.00
TOTAL - PD	0	0.00	0	0.00	0	0.00	6,355,986	0.00
<b>GRAND TOTAL</b>	<b>\$0</b>	<b>0.00</b>	<b>\$0</b>	<b>0.00</b>	<b>\$0</b>	<b>0.00</b>	<b>\$6,458,561</b>	<b>0.00</b>
GENERAL REVENUE	\$0	0.00	\$0	0.00	\$0	0.00	\$2,108,561	0.00
FEDERAL FUNDS	\$0	0.00	\$0	0.00	\$0	0.00	\$4,350,000	0.00
OTHER FUNDS	\$0	0.00	\$0	0.00	\$0	0.00	\$0	0.00

## PROGRAM DESCRIPTION

**Department: Social Services**  
**Division: Family Support Division**  
**Core: Alternatives to Abortion**

**Budget Unit: 88860C**

**HB Section: 11.120**

### 1. What does this program do?

The Alternatives to Abortion Services Program provides services and counseling to pregnant women at or below 185 percent of the federal poverty level to assist women in carrying their unborn child to term instead of having an abortion and to assist women in caring for their child or placing their child for adoption. Services include but are not limited to: prenatal care referrals; medical and mental health care referrals; parenting skills and education; drug and alcohol testing and treatment referrals; newborn and infant care; child care; housing assistance; utilities; educational services; food, clothing and supplies related to pregnancy, newborn care and parenting; adoption assistance; job training and placement; establishing and promoting responsible paternity; ultrasound service referrals; case management services; domestic abuse protection; and transportation. Services are provided through pregnancy and continuing for one year after the associated birth. The purpose of the Alternatives to Abortion Public Awareness Program is to help pregnant women at risk for having abortions become aware of the alternatives to abortion services available to them in their local communities.

Alternatives to Abortion funds shall not be expended to perform or induce, assist in the performing or inducing of, or refer for abortions.

### 2. What is the authorization for this program, i.e., federal or state statute, etc.? (Include the federal program number, if applicable.)

Sections 188.325 and 188.335, RSMo. The administration of the program was moved to the Office of Administration through House Bill 5 in 2011 and is being transferred to the Department of Social Services in FY 18.

### 3. Are there federal matching requirements? If yes, please explain.

Yes. Maternal and Child Health Block Grant \$3 non-federal/\$4 federal match and maintenance of effort. For Temporary Assistance for Needy Families (TANF) Block Grant federal matching requirements, see Temporary Assistance section for more information.

### 4. Is this a federally mandated program? If yes, please explain.

No.

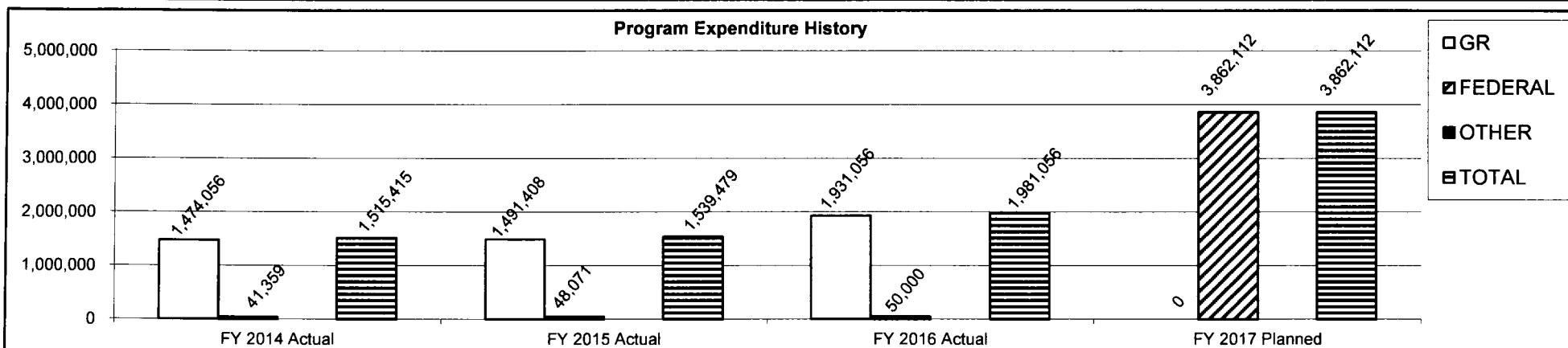
## PROGRAM DESCRIPTION

**Department:** Social Services  
**Division:** Family Support Division  
**Core:** Alternatives to Abortion

**Budget Unit:** 88860C

**HB Section:** 11.120

### 5. Provide actual expenditures for the prior three fiscal years and planned expenditures for the current fiscal year.



### 6. What are the sources of the "Other " funds?

N/A

### 7a. Provide an effectiveness measure.

Healthy Program Births						
	FY 2011	FY 2012	FY 2013	FY 2014	FY 2015	FY 2016
Healthy Program Births*	408	398	442	551	430	527
Total Program Births	515	492	556	686	488	607
Percent of Healthy Births	79.22%	80.89%	79.49%	80.32%	88.11%	86.82%
Total Percent of Healthy Births in MO**	90.60%	90.80%	90.70%	90.60%	90.65%	90.70%
					(projected)	(projected)
Total Percent of Medicaid Healthy Births**	89.40%	89.50%	89.00%	88.60%	88.80%	89.00%
					(projected)	(projected)

\*Healthy Program birth is defined as birth within normal weight limits (5.5-9.5 lbs). This definition is similar to the Medicaid definition.

\*\*Total Percent of Healthy Births in MO and Total Percent of Medicaid Healthy Births Statistics are from the Missouri Department of Health and Senior Services' MICA (Missouri Information for Community Assessment) database. The DHSS statistics are based on calendar year, not fiscal year, for the year stated.



# PROGRAM DESCRIPTION

Department: Social Services  
Division: Family Support Division  
Core: Alternatives to Abortion

Budget Unit: 88860C

HB Section: 11.120

## 7b. Provide an efficiency measure.

Average Monthly Cost Per Client						
FY 2011	FY 2012	FY 2013	FY 2014	FY 2015	FY 2016	FY 2017
\$78.31	\$71.51	\$82.70	\$83.36	\$90.68	\$106.75	\$118.42

## 7c. Provide the number of clients/individuals served, if applicable.

FY 2011	FY 2012	FY 2013	FY 2014	FY 2015	FY 2016	FY 2017 Projected
1,529	1,684	1,520	1,511	1,384	1,513	3,026

## 7d. Provide a customer satisfaction measure, if available.

Satisfaction with Resources Available						
	FY 2011	FY 2012	FY 2013	FY 2014	FY 2015	FY 2016
Very Satisfied	80.2%	62.31%	57.98%	62.85%	66.13%	67.84%
Satisfied	15.8%	18.46%	20.46%	19.37%	15.14%	15.28%
Neutral	2.3%	16.70%	18.35%	15.31%	16.77%	14.48%
Dissatisfied	0.3%	1.35%	1.63%	1.35%	1.05%	1.01%
Very Dissatisfied	1.4%	1.19%	1.59%	1.12%	0.91%	1.38%

Satisfaction with Program						
	FY 2011	FY 2012	FY 2013	FY 2014	FY 2015	FY 2016
Very Satisfied	86.9%	80.9%	80.56%	80.93%	83.12%	83.35%
Satisfied	10.3%	16.3%	15.28%	15.23%	13.97%	13.84%
Neutral	1.1%	1.8%	2.67%	1.81%	2.10%	1.83%
Dissatisfied	0.3%	0.3%	0.28%	0.17%	0.46%	0.34%
Very Dissatisfied	1.4%	0.7%	1.22%	1.85%	0.36%	0.64%



# CORE DECISION ITEM

Department: Social Services  
Division: Family Support  
Core: Healthy Marriage/Fatherhood

Budget Unit: 90115C  
HB Section: 11.120

## 1. CORE FINANCIAL SUMMARY

FY 2018 Budget Request						FY 2018 Governor's Recommendation					
	GR	Federal	Other	Total	E		GR	Federal	Other	Total	E
PS						PS					
EE						EE					
PSD		1,500,000		1,500,000		PSD		0		0	
TRF						TRF					
Total		1,500,000		1,500,000		Total		0		0	
FTE				0.00		FTE				0.00	

<b>Est. Fringe</b>	0	0	0	0
--------------------	---	---	---	---

Note: Fringes budgeted in House Bill 5 except for certain fringes budgeted directly to MoDOT, Highway Patrol, and Conservation.

<b>Est. Fringe</b>	0	0	0	0
--------------------	---	---	---	---

Note: Fringes budgeted in House Bill 5 except for certain fringes budgeted directly to MoDOT, Highway Patrol, and Conservation.

Other Funds:

Other Funds:

## 2. CORE DESCRIPTION

Responsible Fatherhood Initiative programs help connect fathers with resources to help provide financial assistance to their children, establish legal paternity, and actively participate in care-giving tasks.

## 3. PROGRAM LISTING (list programs included in this core funding)

Healthy Marriage/Fatherhood

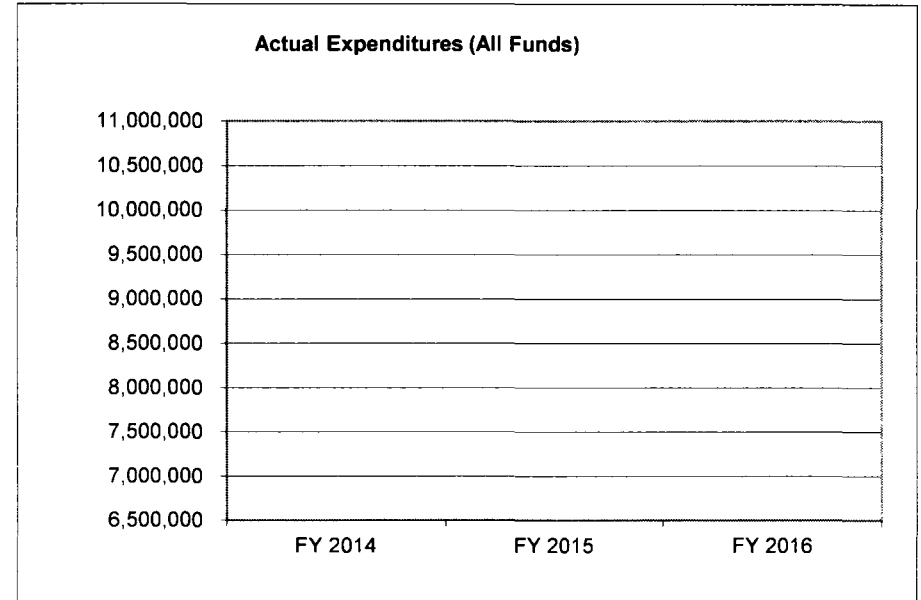
# CORE DECISION ITEM

Department: Social Services  
Division: Family Support  
Core: Healthy Marriage/Fatherhood

Budget Unit: 90115C  
HB Section: 11.120

## 4. FINANCIAL HISTORY

	FY 2014 Actual	FY 2015 Actual	FY 2016 Actual	FY 2017 Current Yr.
Appropriation (All Funds)	0	0	0	1,500,000
Less Reverted (All Funds)	0	0	0	N/A
Less Restricted (All Funds)	0	0	0	N/A
Budget Authority (All Funds)	0	0	0	N/A
Actual Expenditures (All Funds)	0	0	0	N/A
Unexpended (All Funds)	0	0	0	N/A
Unexpended, by Fund:				
General Revenue	0	0	0	N/A
Federal	0	0	0	N/A
Other	0	0	0	N/A



Reverted includes the statutory three- percent reserve (when applicable).  
Restricted includes any Governor's Expenditure Restriction (when applicable).

### NOTES:

# CORE RECONCILIATION DETAIL

## DEPARTMENT OF SOCIAL SERVICES HEALTHY MARRIAGE/FATHERHOOD

### 5. CORE RECONCILIATION DETAIL

	Budget Class	FTE	GR	Federal	Other	Total	Explanation
<b>TAFP AFTER VETOES</b>							
	PD	0.00	0	1,500,000	0	1,500,000	
	<b>Total</b>	<b>0.00</b>	<b>0</b>	<b>1,500,000</b>	<b>0</b>	<b>1,500,000</b>	
<b>DEPARTMENT CORE REQUEST</b>							
	PD	0.00	0	1,500,000	0	1,500,000	
	<b>Total</b>	<b>0.00</b>	<b>0</b>	<b>1,500,000</b>	<b>0</b>	<b>1,500,000</b>	
<b>GOVERNOR'S ADDITIONAL CORE ADJUSTMENTS</b>							
Core Reduction	1901 1594	PD	0.00	0	(1,500,000)	0	(1,500,000) FY 18 core reduction
<b>NET GOVERNOR CHANGES</b>		<b>0.00</b>	<b>0</b>	<b>(1,500,000)</b>	<b>0</b>	<b>(1,500,000)</b>	
<b>GOVERNOR'S RECOMMENDED CORE</b>							
	PD	0.00	0	0	0	0	
	<b>Total</b>	<b>0.00</b>	<b>0</b>	<b>0</b>	<b>0</b>	<b>0</b>	

## DECISION ITEM SUMMARY

Budget Unit									
Decision Item	FY 2016	FY 2016	FY 2017	FY 2017	FY 2018	FY 2018	FY 2018	FY 2018	
Budget Object Summary	ACTUAL	ACTUAL	BUDGET	BUDGET	DEPT REQ	DEPT REQ	GOV REC	GOV REC	
Fund	DOLLAR	FTE	DOLLAR	FTE	DOLLAR	FTE	DOLLAR	FTE	
<b>HEALTHY MARRIAGE/FATHERHOOD</b>									
<b>CORE</b>									
<b>PROGRAM-SPECIFIC</b>									
TEMP ASSIST NEEDY FAM FEDERAL	0	0.00	1,500,000	0.00	1,500,000	0.00	0	0.00	
TOTAL - PD	0	0.00	1,500,000	0.00	1,500,000	0.00	0	0.00	
<b>TOTAL</b>	<b>0</b>	<b>0.00</b>	<b>1,500,000</b>	<b>0.00</b>	<b>1,500,000</b>	<b>0.00</b>	<b>0</b>	<b>0.00</b>	
<b>GRAND TOTAL</b>	<b>\$0</b>	<b>0.00</b>	<b>\$1,500,000</b>	<b>0.00</b>	<b>\$1,500,000</b>	<b>0.00</b>	<b>\$0</b>	<b>0.00</b>	

# DECISION ITEM DETAIL

Budget Unit	FY 2016	FY 2016	FY 2017	FY 2017	FY 2018	FY 2018	FY 2018	FY 2018
Decision Item	ACTUAL	ACTUAL	BUDGET	BUDGET	DEPT REQ	DEPT REQ	GOV REC	GOV REC
Budget Object Class	DOLLAR	FTE	DOLLAR	FTE	DOLLAR	FTE	DOLLAR	FTE
HEALTHY MARRIAGE/FATHERHOOD								
CORE								
PROGRAM DISTRIBUTIONS	0	0.00	1,500,000	0.00	1,500,000	0.00	0	0.00
TOTAL - PD	0	0.00	1,500,000	0.00	1,500,000	0.00	0	0.00
GRAND TOTAL	\$0	0.00	\$1,500,000	0.00	\$1,500,000	0.00	\$0	0.00
GENERAL REVENUE	\$0	0.00	\$0	0.00	\$0	0.00		0.00
FEDERAL FUNDS	\$0	0.00	\$1,500,000	0.00	\$1,500,000	0.00		0.00
OTHER FUNDS	\$0	0.00	\$0	0.00	\$0	0.00		0.00

## PROGRAM DESCRIPTION

**Department:** Social Services  
**Division:** Family Support  
**Core:** Healthy Marriage/Fatherhood

**Budget Unit:** 90115C  
**HB Section:** 11.120

### 1. What does this program do?

TANF block grant funds were appropriated in FY2017 as a result of the passage of SB 24 (2015, RSMo 208.067) to support fatherhood program initiatives. These funds will support two existing projects in the St. Louis area, and the remaining funds will be allocated regionally through a competitive bid process. Regions will include the metropolitan areas, Southwest, Southeast, Central and Northern.

A description of the two existing St. Louis projects follows:

St. Louis Fathers' Support Center Parenting in Partnership (PIP) – Pilot program through which both parents participate in efforts to increase child support, promote family stability through co-parenting, and help children remain safely in their homes.

New Pathways for Fathers and Families (NPFF) – ARCHS, Saint Louis Agency on Training and Employment (SLATE) and the 22nd Judicial Circuit Court partnership provide fathers facing contempt charges for nonpayment of child support an alternative to incarceration that includes intensive services in employment readiness and parenting activities. The program is intended to give fathers services and support so they can successfully comply with child support orders.

### 2. What is the authorization for this program, i.e., federal or state statute, etc.? (Include the federal program number, if applicable.)

State statute: RSMo. 208.040, Federal law: PL 104-193 and PRWORA of 1996


### 3. Are there federal matching requirements? If yes, please explain.

N/A

### 4. Is this a federally mandated program? If yes, please explain.

N/A

### 5. Provide actual expenditures for the prior three fiscal years and planned expenditures for the current fiscal year.



### 6. What are the sources of the "Other " funds?

N/A.

### 7a. Provide an effectiveness measure.

Effectiveness will be measured based on a before/after comparison. Payments of the NCP should become more frequent and closer to the amount of child support ordered after enrollment in the program than they were before enrollment.



**7b. Provide an efficiency measure.**

Efficiency will be measured by comparing the child support payment activity of the NCPs enrolled in such programs with those in similar circumstances who are not enrolled in a Responsible Fatherhood program.

**7c. Provide the number of clients/individuals served, if applicable.**

FSD anticipates that 1,500 or more clients will be served over the next year between the current efforts and the additional efforts funded through this initiative.

**7d. Provide a customer satisfaction measure, if available.**

N/A



# CORE DECISION ITEM

Department: Social Services  
Division: Family Support  
Core: Adult Supplementation

Budget Unit: 90130C  
HB Section: 11.125

## 1. CORE FINANCIAL SUMMARY

FY 2018 Budget Request						FY 2018 Governor's Recommendation					
	GR	Federal	Other	Total	E		GR	Federal	Other	Total	E
PS						PS					
EE						EE					
PSD	25,525			25,525		PSD	25,525			25,525	
TRF						TRF					
Total	25,525			25,525		Total	25,525			25,525	
FTE				0.00		FTE				0.00	

Est. Fringe	0	0	0	0
Note: Fringes budgeted in House Bill 5 except for certain fringes budgeted directly to MoDOT, Highway Patrol, and Conservation.				

Est. Fringe	0	0	0	0
Note: Fringes budgeted in House Bill 5 except for certain fringes budgeted directly to MoDOT, Highway Patrol, and Conservation.				

Other Funds:

Other Funds:

## 2. CORE DESCRIPTION

Adult Supplementation provides a monthly cash benefit to targeted aged, blind and disabled persons. This program, along with Supplemental Security Income (SSI), provides supplemental payments to persons, receiving less income than they were in December 1973 from the prior supplemental programs of Old Age Assistance, Aid to the Blind and Permanent and Total Disability. These claimants remain eligible for medical care. No new cases can be added to this caseload and consequently it will decline over time.

## 3. PROGRAM LISTING (list programs included in this core funding)

Adult Supplementation

# **CORE DECISION ITEM**

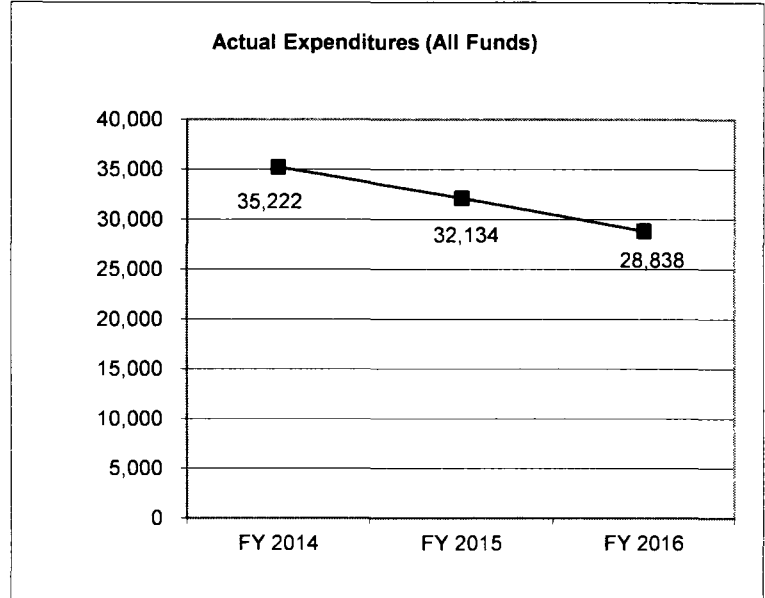
**Department: Social Services**  
**Division: Family Support**  
**Core: Adult Supplementation**

**Budget Unit: 90130C**

**HB Section: 11.125**

## **4. FINANCIAL HISTORY**

	<b>FY 2014 Actual</b>	<b>FY 2015 Actual</b>	<b>FY 2016 Actual</b>	<b>FY 2017 Current Yr.</b>
Appropriation (All Funds)	38,665	35,665	33,525	33,525
Less Reverted (All Funds)	0	0	0	N/A
Less Restricted (All Funds)	0	0	0	N/A
Budget Authority (All Funds)	38,665	35,665	33,525	N/A
Actual Expenditures (All Funds)	35,222	32,134	28,838	N/A
Unexpended (All Funds)	3,443	3,531	4,687	N/A
Unexpended, by Fund:				
General Revenue	3,443	3,531	4,687	N/A
Federal	0	0	0	N/A
Other	0	0	0	N/A
	<b>(1)</b>	<b>(2)</b>	<b>(3)</b>	



Reverted includes the statutory three percent reserve (when applicable).

Restricted includes any Governor's Expenditure Restriction (when applicable).

### **NOTES:**

**(1)** In FY2014, there was a core reduction of \$3,000 due to a decline in caseloads.

**(2)** In FY2015, there was a core reduction of \$3,000 due to a decline in caseloads.

**(3)** In FY2016, there was a core reduction of \$2,140 due to a decline in caseloads.

## CORE RECONCILIATION DETAIL

### DEPARTMENT OF SOCIAL SERVICES ADULT SUPPLEMENTATION

#### 5. CORE RECONCILIATION DETAIL

		Budget Class	FTE	GR	Federal	Other	Total	Explanation
<b>TAFP AFTER VETOES</b>								
	PD		0.00	33,525	0	0	33,525	
	<b>Total</b>		<b>0.00</b>	<b>33,525</b>	<b>0</b>	<b>0</b>	<b>33,525</b>	
<b>DEPARTMENT CORE ADJUSTMENTS</b>								
Core Reduction	575 1403	PD	0.00	(8,000)	0	0	(8,000)	Core reduction due to declining caseload.
<b>NET DEPARTMENT CHANGES</b>			<b>0.00</b>	<b>(8,000)</b>	<b>0</b>	<b>0</b>	<b>(8,000)</b>	
<b>DEPARTMENT CORE REQUEST</b>								
	PD		0.00	25,525	0	0	25,525	
	<b>Total</b>		<b>0.00</b>	<b>25,525</b>	<b>0</b>	<b>0</b>	<b>25,525</b>	
<b>GOVERNOR'S RECOMMENDED CORE</b>								
	PD		0.00	25,525	0	0	25,525	
	<b>Total</b>		<b>0.00</b>	<b>25,525</b>	<b>0</b>	<b>0</b>	<b>25,525</b>	

## DECISION ITEM SUMMARY

Budget Unit									
Decision Item	FY 2016	FY 2016	FY 2017	FY 2017	FY 2018	FY 2018	FY 2018	FY 2018	
Budget Object Summary	ACTUAL	ACTUAL	BUDGET	BUDGET	DEPT REQ	DEPT REQ	GOV REC	GOV REC	
Fund	DOLLAR	FTE	DOLLAR	FTE	DOLLAR	FTE	DOLLAR	FTE	
<b>ADULT SUPPLEMENTATION</b>									
<b>CORE</b>									
PROGRAM-SPECIFIC									
GENERAL REVENUE	28,838	0.00	33,525	0.00	25,525	0.00	25,525	0.00	
TOTAL - PD	28,838	0.00	33,525	0.00	25,525	0.00	25,525	0.00	
<b>TOTAL</b>	<b>28,838</b>	<b>0.00</b>	<b>33,525</b>	<b>0.00</b>	<b>25,525</b>	<b>0.00</b>	<b>25,525</b>	<b>0.00</b>	
<b>GRAND TOTAL</b>	<b>\$28,838</b>	<b>0.00</b>	<b>\$33,525</b>	<b>0.00</b>	<b>\$25,525</b>	<b>0.00</b>	<b>\$25,525</b>	<b>0.00</b>	

# DECISION ITEM DETAIL

Budget Unit	FY 2016	FY 2016	FY 2017	FY 2017	FY 2018	FY 2018	FY 2018	FY 2018
Decision Item	ACTUAL	ACTUAL	BUDGET	BUDGET	DEPT REQ	DEPT REQ	GOV REC	GOV REC
Budget Object Class	DOLLAR	FTE	DOLLAR	FTE	DOLLAR	FTE	DOLLAR	FTE
ADULT SUPPLEMENTATION								
CORE								
PROGRAM DISTRIBUTIONS	28,838	0.00	33,525	0.00	25,525	0.00	25,525	0.00
TOTAL - PD	28,838	0.00	33,525	0.00	25,525	0.00	25,525	0.00
GRAND TOTAL	\$28,838	0.00	\$33,525	0.00	\$25,525	0.00	\$25,525	0.00
GENERAL REVENUE	\$28,838	0.00	\$33,525	0.00	\$25,525	0.00	\$25,525	0.00
FEDERAL FUNDS	\$0	0.00	\$0	0.00	\$0	0.00	\$0	0.00
OTHER FUNDS	\$0	0.00	\$0	0.00	\$0	0.00	\$0	0.00

## PROGRAM DESCRIPTION

Department: Social Services

HB: Section 11.125

Program Name: Adult Supplementation

Program is found in the following core budget(s): Adult Supplementation

### 1. What does this program do?

Adult Supplementation provides a monthly cash benefit to targeted aged, blind and disabled persons. In conjunction with the Supplemental Security Income (SSI) program, states are required to make Supplemental Payments (SSI-SP) to those persons who would receive less total income than they were receiving in December 1973 from any of the three former programs of Old Age Assistance, Aid to the Blind and Permanent and Total Disability. Those recipients who were not eligible for SSI, but whose incomes were less than their 1973 level, also receive a supplemental payment from the State of Missouri equal to the difference in the income levels. These recipients are designated as Supplemental Payment Only (SP-Only) recipients.

Any claimant converted to SSI-SP or SP-Only remains eligible for medical care. No new cases can be added to this caseload and, consequently, it will decline over time.

### 2. What is the authorization for this program, i.e., federal or state statute, etc.? (Include the federal program number, if applicable.)

State statute: RSMo. 208.030, Federal law: Section 1616 of the Social Security Act.

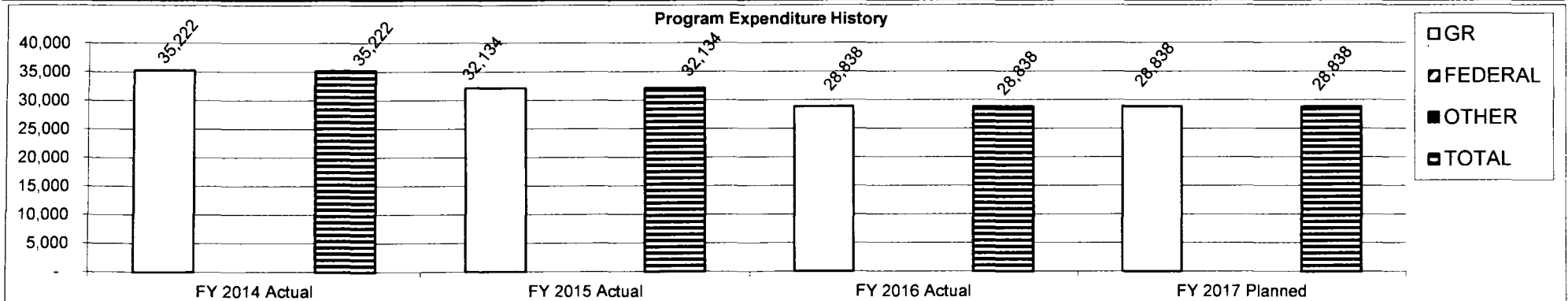
### 3. Are there federal matching requirements? If yes, please explain.

No.

### 4. Is this a federally mandated program? If yes, please explain.

Yes. Section 1616 of the Social Security Act. States are required to make Supplemental Payments (SSI-SP or SP Only) to those persons who would receive less total income than they were receiving in December 1973 from any of the three former programs referenced above.

### 5. Provide actual expenditures for the prior three fiscal years and planned expenditures for the current fiscal year.





## PROGRAM DESCRIPTION

Department: Social Services

HB: Section 11.125

Program Name: Adult Supplementation

Program is found in the following core budget(s): Adult Supplementation

### 6. What are the sources of the "Other " funds?

N/A.

### 7a. Provide an effectiveness measure.

This appropriation affects programs in the Family Support Division. Effectiveness measures affecting healthy, safe and prosperous Missourians are incorporated in the appropriate core appropriations.

### 7b. Provide an efficiency measure.

This appropriation affects programs in the Family Support Division. Efficiency measures affecting healthy, safe and prosperous Missourians are incorporated in the appropriate core appropriations.

### 7c. Provide the number of clients/individuals served, if applicable.

#### Total Average Monthly # of Individuals Receiving Supplemental Payments

Year	Projected	Actual
SFY 14	96	86
SFY 15	86	76
SFY 16	76	67
SFY 17	67	
SFY 18	67	
SFY 19	67	

#### Average Monthly # of Individuals Receiving SSI-SP

Year	Projected	Actual
SFY 14	76	69
SFY 15	69	60
SFY 16	60	53
SFY 17	53	
SFY 18	53	
SFY 19	53	

#### Average Monthly # of Individuals Receiving SP

Year	Projected	Actual
SFY 14	20	17
SFY 15	17	16
SFY 16	16	14
SFY 17	14	
SFY 18	14	
SFY 19	14	

### 7d. Provide a customer satisfaction measure, if available.

N/A.



# CORE DECISION ITEM

Department: Social Services  
Division: Family Support  
Core: Supplemental Nursing Care

Budget Unit: 90140C  
HB Section: 11.130

## 1. CORE FINANCIAL SUMMARY

FY 2018 Budget Request					FY 2018 Governor's Recommendation						
	GR	Federal	Other	Total	E		GR	Federal	Other	Total	E
PS						PS					
EE						EE					
PSD	25,620,885			25,620,885		PSD	25,620,885			25,620,885	
TRF						TRF					
Total	25,620,885			25,620,885		Total	25,620,885			25,620,885	

Est. Fringe	0	0	0	0
-------------	---	---	---	---

Note: Fringes budgeted in House Bill 5 except for certain fringes budgeted directly to MoDOT, Highway Patrol, and Conservation.

Est. Fringe	0	0	0	0
-------------	---	---	---	---

Note: Fringes budgeted in House Bill 5 except for certain fringes budgeted directly to MoDOT, Highway Patrol, and Conservation.

Other Funds:

Other Funds:

## 2. CORE DESCRIPTION

This appropriation provides monthly cash benefits to eligible persons in Residential Care Facilities, Assisted Living Facilities, non-MO HealthNet certified areas of Intermediate Care Facilities, and Skilled Nursing Facilities. Supplemental Nursing Care (SNC) recipients must be 65 or over in age, or age 21 or over and permanently and totally disabled or blind and have insufficient income to meet the basic facility charge. Resources must be less than \$1,000 for a single person, or \$2,000 for a married person. The recipients have medical coverage under the Mo HealthNet Program.

Persons eligible for these cash benefits also receive a \$50 personal needs monthly allowance unless such needs are being met by the Department of Mental Health.

## 3. PROGRAM LISTING (list programs included in this core funding)

Supplemental Nursing Care

# CORE DECISION ITEM

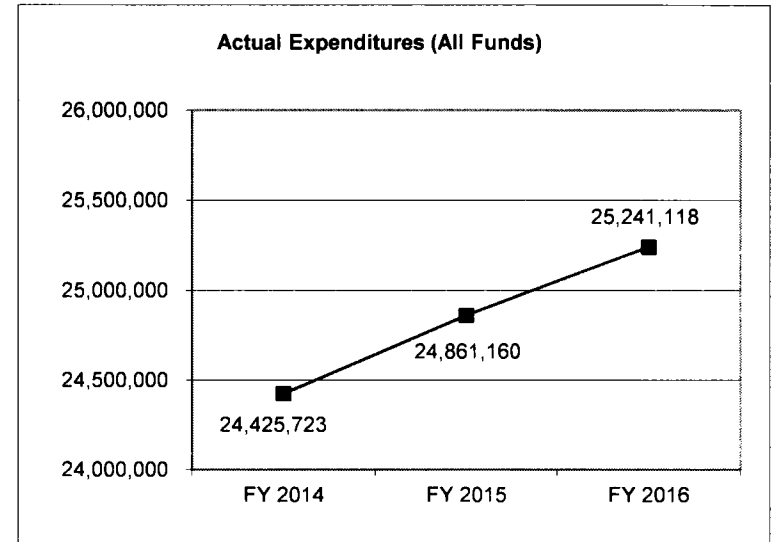
Department: Social Services  
Division: Family Support  
Core: Supplemental Nursing Care

Budget Unit: 90140C

HB Section: 11.130

## 4. FINANCIAL HISTORY

	FY 2014 Actual	FY 2015 Actual	FY 2016 Actual	FY 2017 Current Yr.
Appropriation (All Funds)	24,930,575	25,107,395	25,620,885	25,620,885
Less Reverted (All Funds)	0	0	0	N/A
Less Restricted (All Funds)	0	0	0	N/A
Budget Authority (All Funds)	24,930,575	25,107,395	25,620,885	N/A
Actual Expenditures (All Funds)	24,425,723	24,861,160	25,241,118	N/A
Unexpended (All Funds)	504,852	246,235	379,767	N/A
Unexpended, by Fund:	504,852	246,235	379,767	N/A
General Revenue	0	0	0	N/A
Federal	0	0	0	N/A
Other	(1)	(2)	(3)	



Reverted includes the statutory three- percent reserve (when applicable).

Restricted includes any Governor's Expenditure Restriction (when applicable).

(1) FY 2014 - Core reduction of \$269,000

(2) FY 2015 - Core increase of \$176,820.

(3) FY 2016 - Core reduction of \$500,000 due to projected lapse. There was an additional core reduction of \$1,476,444. Supplemental of \$2,489,934 granted.

## CORE RECONCILIATION DETAIL

### DEPARTMENT OF SOCIAL SERVICES SUPPLEMENTAL NURSING CARE

#### 5. CORE RECONCILIATION DETAIL

	Budget Class	FTE	GR	Federal	Other	Total	Explanation
<b>TAFP AFTER VETOES</b>							
	PD	0.00	25,620,885	0	0	25,620,885	
	<b>Total</b>	<b>0.00</b>	<b>25,620,885</b>	<b>0</b>	<b>0</b>	<b>25,620,885</b>	
<b>DEPARTMENT CORE REQUEST</b>							
	PD	0.00	25,620,885	0	0	25,620,885	
	<b>Total</b>	<b>0.00</b>	<b>25,620,885</b>	<b>0</b>	<b>0</b>	<b>25,620,885</b>	
<b>GOVERNOR'S RECOMMENDED CORE</b>							
	PD	0.00	25,620,885	0	0	25,620,885	
	<b>Total</b>	<b>0.00</b>	<b>25,620,885</b>	<b>0</b>	<b>0</b>	<b>25,620,885</b>	

## DECISION ITEM SUMMARY

Budget Unit									
Decision Item	FY 2016	FY 2016	FY 2017	FY 2017	FY 2018	FY 2018	FY 2018	FY 2018	
Budget Object Summary	ACTUAL	ACTUAL	BUDGET	BUDGET	DEPT REQ	DEPT REQ	GOV REC	GOV REC	
Fund	DOLLAR	FTE	DOLLAR	FTE	DOLLAR	FTE	DOLLAR	FTE	
<b>SUPPLEMENTAL NURSING CARE</b>									
<b>CORE</b>									
PROGRAM-SPECIFIC									
GENERAL REVENUE	25,241,118	0.00	25,620,885	0.00	25,620,885	0.00	25,620,885	0.00	
TOTAL - PD	25,241,118	0.00	25,620,885	0.00	25,620,885	0.00	25,620,885	0.00	
<b>TOTAL</b>	<b>25,241,118</b>	<b>0.00</b>	<b>25,620,885</b>	<b>0.00</b>	<b>25,620,885</b>	<b>0.00</b>	<b>25,620,885</b>	<b>0.00</b>	
<b>Supplemental Nursing Care CTC - 1886022</b>									
PROGRAM-SPECIFIC									
GENERAL REVENUE	0	0.00	0	0.00	101,051	0.00	0	0.00	
TOTAL - PD	0	0.00	0	0.00	101,051	0.00	0	0.00	
<b>TOTAL</b>	<b>0</b>	<b>0.00</b>	<b>0</b>	<b>0.00</b>	<b>101,051</b>	<b>0.00</b>	<b>0</b>	<b>0.00</b>	
<b>GRAND TOTAL</b>	<b>\$25,241,118</b>	<b>0.00</b>	<b>\$25,620,885</b>	<b>0.00</b>	<b>\$25,721,936</b>	<b>0.00</b>	<b>\$25,620,885</b>	<b>0.00</b>	

# DECISION ITEM DETAIL

Budget Unit	FY 2016	FY 2016	FY 2017	FY 2017	FY 2018	FY 2018	FY 2018	FY 2018
Decision Item	ACTUAL	ACTUAL	BUDGET	BUDGET	DEPT REQ	DEPT REQ	GOV REC	GOV REC
Budget Object Class	DOLLAR	FTE	DOLLAR	FTE	DOLLAR	FTE	DOLLAR	FTE
<b>SUPPLEMENTAL NURSING CARE</b>								
<b>CORE</b>								
PROGRAM DISTRIBUTIONS	25,241,118	0.00	25,620,885	0.00	25,620,885	0.00	25,620,885	0.00
TOTAL - PD	25,241,118	0.00	25,620,885	0.00	25,620,885	0.00	25,620,885	0.00
<b>GRAND TOTAL</b>	<b>\$25,241,118</b>	<b>0.00</b>	<b>\$25,620,885</b>	<b>0.00</b>	<b>\$25,620,885</b>	<b>0.00</b>	<b>\$25,620,885</b>	<b>0.00</b>
GENERAL REVENUE	\$25,241,118	0.00	\$25,620,885	0.00	\$25,620,885	0.00	\$25,620,885	0.00
FEDERAL FUNDS	\$0	0.00	\$0	0.00	\$0	0.00	\$0	0.00
OTHER FUNDS	\$0	0.00	\$0	0.00	\$0	0.00	\$0	0.00

## PROGRAM DESCRIPTION

**Department: Social Services**

**HB Section: 11.130**

**Program Name: Supplemental Nursing Care**

**Program is found in the following core budget(s): Supplemental Nursing Care**

### **1. What does this program do?**

The Supplemental Nursing Care program provides monthly cash benefits to eligible persons in Residential Care Facilities, Assisted Living Facilities, non-MO HealthNet certified areas of Intermediate Care Facilities, and Skilled Nursing Facilities. These grants help low-income seniors and persons with disabilities afford adequate care and remain in a less restrictive environment for long term care, improving their quality of life. Supplemental Nursing Care (SNC) recipients must be 65 or over in age, or age 21 or over and permanently and totally disabled or blind and have insufficient income to meet the basic facility charge. Currently, resources must be less than \$1,000 for a single person, or \$2,000 for a married person.

As a result of the passage of HB 1565 (2016), starting July 1, 2017, resource limits will increase from \$1,000 for a single person, or \$2,000 for a married person, to \$2,000 for a single person, or \$4,000 for a married person. The following years, the resource limits will increase by one thousand dollars (single) and two thousand dollars (married) respectively until the sum of resources reach the amount of five thousand dollars and ten thousand dollars respectively by FY21. Beginning in FY22, the resource limits will be modified to reflect any increases in cost-of-living that are approved on the federal level.

An eligible adult, living in a licensed nursing facility and found medically eligible, may receive a maximum of \$390 monthly. If living in an assisted living facility, formerly known as a licensed residential care facility II (RCF-II), an eligible person may receive a maximum of \$292 monthly. An eligible adult, living in a licensed residential care facility I (RCF-I), may receive a maximum of \$156 monthly. Persons eligible for these cash benefits also receive a \$50 personal needs monthly allowance unless such needs are being met by the Department of Mental Health.

### **2. What is the authorization for this program, i.e., federal or state statute, etc.? (Include the federal program number, if applicable.)**

State statute: RSMo. 208.016 & 208.030, Federal law: Section 1618 of the Social Security Act.

### **3. Are there federal matching requirements? If yes, please explain.**

No.

### **4. Is this a federally mandated program? If yes, please explain.**

Yes. Section 1618 of the Social Security Act, RSMo 208.030. It is an optional state program that provides monthly cash benefits for eligible persons in residential care facilities and in non-MO HealthNet certified areas of ICF/SNF nursing facilities. Federal law mandates that once a state exercises their option to operate a program it may not be terminated without losing all federal Medicaid Assistance.



## PROGRAM DESCRIPTION

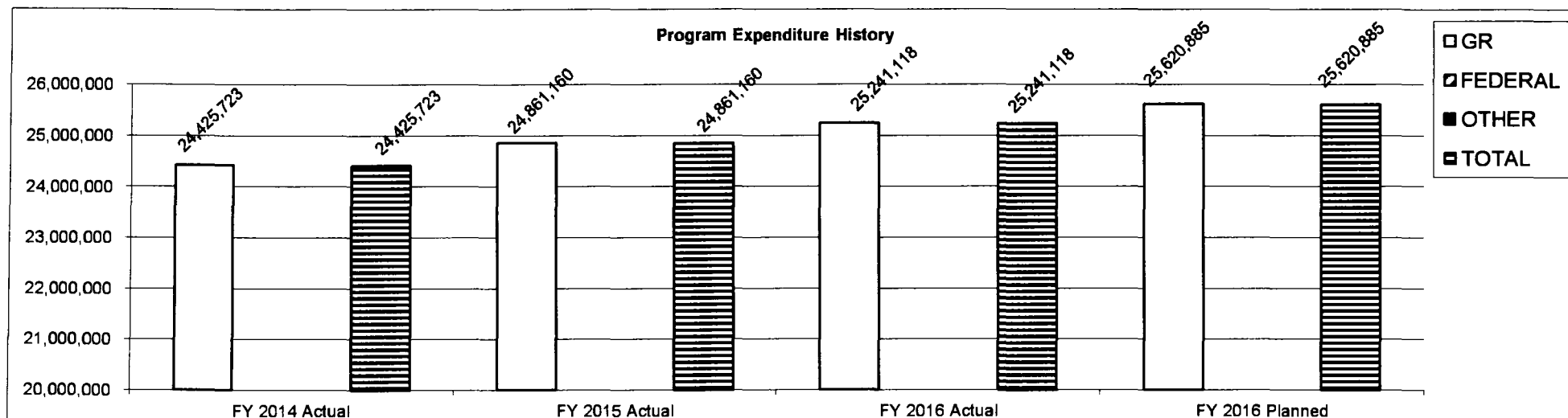
**Department: Social Services**

**HB Section: 11.130**

**Program Name: Supplemental Nursing Care**

**Program is found in the following core budget(s): Supplemental Nursing Care**

### 5. Provide actual expenditures for the prior three fiscal years and planned expenditures for the current fiscal year.



### 6. What are the sources of the "Other " funds?

N/A.

### 7a. Provide an effectiveness measure.

This appropriation affects programs in the Family Support Division. Effectiveness measures affecting healthy, safe and prosperous Missourians are incorporated in the appropriate core appropriations.

### 7b. Provide an efficiency measure.

This appropriation affects programs in the Family Support Division. Efficiency measures affecting healthy, safe and prosperous Missourians are incorporated in the appropriate core appropriations.

## PROGRAM DESCRIPTION

**Department: Social Services**

**HB Section: 11.130**

**Program Name: Supplemental Nursing Care**

**Program is found in the following core budget(s): Supplemental Nursing Care**

**7c. Provide the number of clients/individuals served, if applicable.**

### Total Supplemental Nursing Care Average Monthly Caseload

Year	Projected Average Monthly Caseload	Actual Average Monthly Caseload
SFY 14	7,180	6,970
SFY 15	6,875	6,847
SFY 16	6,979	6,941
SFY 17	6,920	
SFY 18	6,920	
SFY 19	6,920	

### Residential Care Facility (RCF I) Average Monthly Caseload

Year	Projected Average Monthly Caseload	Actual Average Monthly Caseload
SFY 14	2,000	1,952
SFY 15	1,925	1,909
SFY 16	1,924	1,918
SFY 17	1,875	
SFY 18	1,875	
SFY 19	1,875	

### Assisted Living Facility (formerly RCF II) Average Monthly Caseload

Year	Projected Average	Actual Average
SFY 14	4,850	4,740
SFY 15	4,700	4,697
SFY 16	4,842	4,818
SFY 17	4,875	
SFY 18	4,875	
SFY 19	4,875	

### Skilled Nursing Intermediate Care Average Monthly Caseload

Year	Projected Average	Actual Average
SFY 14	330	278
SFY 15	250	241
SFY 16	213	205
SFY 17	170	
SFY 18	170	
SFY 19	170	

#### **Eligibles:**

Supplemental Nursing Care (SNC) recipients must be 65 or over in age, or age 21 or over and permanently and totally disabled or blind and have insufficient income to meet the basic facility charges. As a result of the passage of HB 1565 (2016), starting July 1, 2017 (FY 18), resource limits will increase from \$1,000 for a single person, or \$2,000 for a married person, to \$2,000 for a single person, or \$4,000 for a married person.

**7d. Provide a customer satisfaction measure, if available.**

N/A

## NEW DECISION ITEM

RANK: 8 OF 26

Department: Social Services

Division: Family Support

DI Name: Supplemental Nursing Care CTC

DI# 1886022

Budget Unit: 90140C

HB Section: 11.130

## 1. AMOUNT OF REQUEST

## FY 2018 Budget Request

	GR	Federal	Other	Total	E
PS					
EE					
PSD	101,051			101,051	
TRF					
Total	101,051			101,051	

FTE 0.00

Est. Fringe	0	0	0	0
-------------	---	---	---	---

Note: Fringes budgeted in House Bill 5 except for certain fringes budgeted directly to MoDOT, Highway Patrol, and Conservation.

Other Funds:

## FY 2018 Governor's Recommendation

	GR	Federal	Other	Total	E
PS					
EE					
PSD	0			0	
TRF					
Total	0			0	

FTE 0.00

Est. Fringe	0	0	0	0
-------------	---	---	---	---

Note: Fringes budgeted in House Bill 5 except for certain fringes budgeted directly to MoDOT, Highway Patrol, and Conservation.

Other Funds:

## 2. THIS REQUEST CAN BE CATEGORIZED AS:

☐ New Legislation  
☐ Federal Mandate  
☐ GR Pick-Up  
☐ Pay Plan

☐ New Program  
☐ Program Expansion  
☐ Space Request  
☐ Other:

☐ Fund Switch  
☒ Cost to Continue  
☐ Equipment Replacement

## 3. WHY IS THIS FUNDING NEEDED? PROVIDE AN EXPLANATION FOR ITEMS CHECKED IN #2. INCLUDE THE FEDERAL OR STATE STATUTORY OR CONSTITUTIONAL AUTHORIZATION FOR THIS PROGRAM.

In FY 16 and FY17, caseloads continue to increase for persons eligible in licensed Residential Care Facility II (RCF II) resulting in increased expenditures. Funding is requested to cover the difference between current appropriation authority and projected expenditures.

Authority: Section 1618 of the Social Security Act, RSMo 208.030, 208.016.

**RANK: 8 OF 26**

**Budget Unit: 90140C**

**HB Section: 11.130****DI# 1886022****HB Section: 11.130**

**4. DESCRIBE THE DETAILED ASSUMPTIONS USED TO DERIVE THE SPECIFIC REQUESTED AMOUNT. (How did you determine that the requested number of FTE were appropriate? From what source or standard did you derive the requested levels of funding? Were alternatives such as outsourcing or automation considered? If based on new legislation, does request tie to TAFP fiscal note? If not, explain why. Detail which portions of the request are one-times and how those amounts were calculated.)**

**Based on current actual/projected expenditures and personal needs allowance, it is anticipated that additional funding will be necessary to operate the Supplemental Nursing Care program in FY 18.**

**25,721,936**

**25,620,885**

**(101,051)**

**The Governor did not recommend this request.**

**5. BREAK DOWN THE REQUEST BY BUDGET OBJECT CLASS, JOB CLASS, AND FUND SOURCE. IDENTIFY ONE-TIME COSTS.**

Budget Object Class/Job Class	Dept Req GR DOLLARS	Dept Req GR FTE	Dept Req FED DOLLARS	Dept Req FED FTE	Dept Req OTHER DOLLARS	Dept Req OTHER FTE	Dept Req TOTAL DOLLARS	Dept Req TOTAL FTE	Dept Req One-Time DOLLARS
Total PS	0	0.0	0	0.0	0	0.0	0	0.0	0
Total EE	0		0		0		0		0
Program Distributions	101,051						101,051		
Total PSD	101,051		0		0		101,051		0
Transfers							0		
Total TRF	0		0		0		0		0
Grand Total	101,051	0.0	0	0.0	0	0.0	101,051	0.0	0

NEW DECISION ITEM  
RANK: 8 OF 26

Department: Social Services

Budget Unit: 90140C

Division: Family Support

DI Name: Supplemental Nursing Care CTC

DI# 1886022

HB Section:

11.130

Budget Object Class/Job Class	Gov Rec GR DOLLARS	Gov Rec GR FTE	Gov Rec FED DOLLARS	Gov Rec FED FTE	Gov Rec OTHER DOLLARS	Gov Rec OTHER FTE	Gov Rec TOTAL DOLLARS	Gov Rec TOTAL FTE	Gov Rec One-Time DOLLARS
Total PS	0	0.0	0	0.0	0	0.0	0	0.0	0
Total EE	0		0		0		0		0
Program Distributions									
Total PSD	0		0		0		0		0
Transfers									
Total TRF	0		0		0		0		0
Grand Total	0	0.0	0	0.0	0	0.0	0	0.0	0

**NEW DECISION ITEM**  
**RANK: 8 OF 26**

**Department: Social Services**

**Budget Unit:**

**90140C**

**Division: Family Support**

**DI Name: Supplemental Nursing Care CTC**

**DI# 1886022**

**HB Section:**

**11.130**

**6. PERFORMANCE MEASURES (If new decision item has an associated core, separately identify projected performance with & without additional funding.)**

**6a. Provide an effectiveness measure.**

This appropriation affects programs in the Family Support Division. Effectiveness measures affecting healthy, safe and prosperous Missourians are incorporated in the appropriate core appropriations.

**6b. Provide an efficiency measure.**

This appropriation affects programs in the Family Support Division. Efficiency measures affecting healthy, safe and prosperous Missourians are incorporated in the appropriate core appropriations.

**6c. Provide the number of clients/individuals served, if applicable.**

**Total Supplemental Nursing Care Average Monthly Caseload**

Year	Projected Average Monthly Caseload	Actual Average Monthly Caseload
SFY 14	7,180	6,970
SFY 15	6,875	6,847
SFY 16	6,979	6,941
SFY 17	6,920	
SFY 18	6,920	
SFY 19	6,920	

**Residential Care Facility (RCF I) Average Monthly Caseload**

Year	Projected Average Monthly Caseload	Actual Average Monthly Caseload
SFY 14	2,000	1,952
SFY 15	1,925	1,909
SFY 16	1,924	1,918
SFY 17	1,875	
SFY 18	1,875	
SFY 19	1,875	

**Assisted Living Facility (formerly RCF II) Average Monthly Caseload**

Year	Projected Average Monthly Caseload	Actual Average Monthly Caseload
SFY 14	4,850	4,740
SFY 15	4,700	4,697
SFY 16	4,842	4,818
SFY 17	4,875	
SFY 18	4,875	
SFY 19	4,875	

**Skilled Nursing Intermediate Care Average Monthly Caseload**

Year	Projected Average Monthly Caseload	Actual Average Monthly Caseload
SFY 14	330	278
SFY 15	250	241
SFY 16	213	205
SFY 17	170	
SFY 18	170	
SFY 19	170	

**Eligibles:**

Supplemental Nursing Care (SNC) recipients must be 65 or over in age, or age 21 or over and permanently and totally disabled or blind and have insufficient income to meet the basic facility charges. As a result of the passage of HB 1565 (2016), starting July 1, 2017 (FY 18), resource limits will increase from \$1,000 for a single person, or \$2,000 for a married person, to \$2,000 for a single person, or \$4,000 for a married person.

**7. STRATEGIES TO ACHIEVE THE PERFORMANCE MEASUREMENT TARGETS:**

N/A

# DECISION ITEM DETAIL

Budget Unit	FY 2016	FY 2016	FY 2017	FY 2017	FY 2018	FY 2018	FY 2018	FY 2018
Decision Item	ACTUAL	ACTUAL	BUDGET	BUDGET	DEPT REQ	DEPT REQ	GOV REC	GOV REC
Budget Object Class	DOLLAR	FTE	DOLLAR	FTE	DOLLAR	FTE	DOLLAR	FTE
<b>SUPPLEMENTAL NURSING CARE</b>								
<b>Supplemental Nursing Care CTC - 1886022</b>								
PROGRAM DISTRIBUTIONS	0	0.00	0	0.00	101,051	0.00	0	0.00
TOTAL - PD	0	0.00	0	0.00	101,051	0.00	0	0.00
<b>GRAND TOTAL</b>	<b>\$0</b>	<b>0.00</b>	<b>\$0</b>	<b>0.00</b>	<b>\$101,051</b>	<b>0.00</b>	<b>\$0</b>	<b>0.00</b>
GENERAL REVENUE	\$0	0.00	\$0	0.00	\$101,051	0.00		0.00
FEDERAL FUNDS	\$0	0.00	\$0	0.00	\$0	0.00		0.00
OTHER FUNDS	\$0	0.00	\$0	0.00	\$0	0.00		0.00





# CORE DECISION ITEM

Department: Social Services  
Division: Family Support  
Core: Blind Pension

Budget Unit: 90160C  
HB Section: 11.135

## 1. CORE FINANCIAL SUMMARY

FY 2018 Budget Request						FY 2018 Governor's Recommendation					
	GR	Federal	Other	Total	E		GR	Federal	Other	Total	E
PS						PS					
EE						EE					
PSD	3,233,950		34,750,906	37,984,856		PSD	3,233,950		34,750,906	37,984,856	
TRF						TRF					
Total	3,233,950		34,750,906	37,984,856		Total	3,233,950		34,750,906	37,984,856	
FTE				0.00		FTE				0.00	

Est. Fringe	0	0	0	0
-------------	---	---	---	---

Note: Fringes budgeted in House Bill 5 except for certain fringes budgeted directly to MoDOT, Highway Patrol, and Conservation.

Est. Fringe	0	0	0	0
-------------	---	---	---	---

Note: Fringes budgeted in House Bill 5 except for certain fringes budgeted directly to MoDOT, Highway Patrol, and Conservation.

Other Funds: Blind Pension (0621)

Other Funds: Blind Pension (0621)

## 2. CORE DESCRIPTION

This appropriation provides assistance to two groups:

Assistance for blind persons who do not qualify under the supplemental aid to the blind law and who are not eligible for Supplemental Security Income benefits (Blind Pension Program); and

Assistance for blind persons who meet certain requirements with reasonable subsistence in accordance with standards developed by the Family Support Division (Supplemental Aid to the Blind Program).

The revenue source for the Blind Pension Fund comes from an annual tax of three cents (\$.03) on each one hundred dollar (\$100) valuation on taxable property. (Section 209.130 RSMo)

## 3. PROGRAM LISTING (list programs included in this core funding)

Blind Pension

# CORE DECISION ITEM

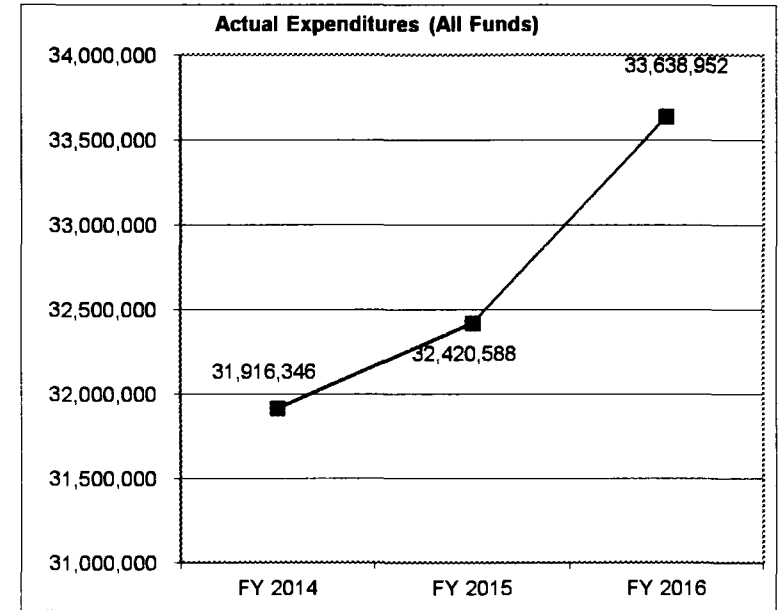
Department: Social Services  
Division: Family Support  
Core: Blind Pension

Budget Unit: 90160C

HB Section: 11.135

## 4. FINANCIAL HISTORY

	FY 2014 Actual	FY 2015 Actual	FY 2016 Actual	FY 2017 Current Yr.
Appropriation (All Funds)	33,964,470	35,042,887	37,108,423	37,984,856
Less Reverted (All Funds)	0	0	0	N/A
Less Restricted (All Funds)	0	0	0	N/A
Budget Authority (All Funds)	33,964,470	35,042,887	37,108,423	N/A
Actual Expenditures (All Funds)	31,916,346	32,420,588	33,638,952	N/A
Unexpended (All Funds)	2,048,124	2,622,299	3,469,471	N/A
Unexpended, by Fund:				
General Revenue	0	0	0	N/A
Federal	0	0	0	N/A
Other	2,048,124	2,622,299	3,469,471	N/A
		(1,2)	(3)	(1,4)



Reverted includes the statutory three- percent reserve (when applicable).  
Restricted includes any Governor's Expenditure Restriction (when applicable).

### NOTES:

- (1) Additional funding was granted in FY2015 and FY 2017 for rate increases.
- (2) Supplemental of \$729,021 GR granted.
- (3) General Revenue pick up of \$2,284,460 granted. Supplemental of \$510,097 funded.
- (4) General Revenue pick up of \$949,490 granted.

## CORE RECONCILIATION DETAIL

### DEPARTMENT OF SOCIAL SERVICES BLIND PENSIONS

#### 5. CORE RECONCILIATION DETAIL

	Budget Class	FTE	GR	Federal	Other	Total	Explanation
<b>TAFP AFTER VETOES</b>							
	PD	0.00	3,233,950	0	34,750,906	37,984,856	
	<b>Total</b>	<b>0.00</b>	<b>3,233,950</b>	<b>0</b>	<b>34,750,906</b>	<b>37,984,856</b>	
<b>DEPARTMENT CORE REQUEST</b>							
	PD	0.00	3,233,950	0	34,750,906	37,984,856	
	<b>Total</b>	<b>0.00</b>	<b>3,233,950</b>	<b>0</b>	<b>34,750,906</b>	<b>37,984,856</b>	
<b>GOVERNOR'S RECOMMENDED CORE</b>							
	PD	0.00	3,233,950	0	34,750,906	37,984,856	
	<b>Total</b>	<b>0.00</b>	<b>3,233,950</b>	<b>0</b>	<b>34,750,906</b>	<b>37,984,856</b>	

# DECISION ITEM SUMMARY

Budget Unit									
Decision Item	FY 2016	FY 2016	FY 2017	FY 2017	FY 2018	FY 2018	FY 2018	FY 2018	
Budget Object Summary	ACTUAL	ACTUAL	BUDGET	BUDGET	DEPT REQ	DEPT REQ	GOV REC	GOV REC	
Fund	DOLLAR	FTE	DOLLAR	FTE	DOLLAR	FTE	DOLLAR	FTE	
<b>BLIND PENSIONS</b>									
<b>CORE</b>									
PROGRAM-SPECIFIC									
GENERAL REVENUE	2,794,557	0.00	3,233,950	0.00	3,233,950	0.00	3,233,950	0.00	
BLIND PENSION	30,844,395	0.00	34,750,906	0.00	34,750,906	0.00	34,750,906	0.00	
TOTAL - PD	33,638,952	0.00	37,984,856	0.00	37,984,856	0.00	37,984,856	0.00	
<b>TOTAL</b>	<b>33,638,952</b>	<b>0.00</b>	<b>37,984,856</b>	<b>0.00</b>	<b>37,984,856</b>	<b>0.00</b>	<b>37,984,856</b>	<b>0.00</b>	
<b>Blind Pension Rate Increase - 1886020</b>									
PROGRAM-SPECIFIC									
BLIND PENSION	0	0.00	0	0.00	452,310	0.00	452,310	0.00	
TOTAL - PD	0	0.00	0	0.00	452,310	0.00	452,310	0.00	
<b>TOTAL</b>	<b>0</b>	<b>0.00</b>	<b>0</b>	<b>0.00</b>	<b>452,310</b>	<b>0.00</b>	<b>452,310</b>	<b>0.00</b>	
<b>Blind Pension GR Pickup - 1886028</b>									
PROGRAM-SPECIFIC									
GENERAL REVENUE	0	0.00	0	0.00	0	0.00	950,000	0.00	
TOTAL - PD	0	0.00	0	0.00	0	0.00	950,000	0.00	
<b>TOTAL</b>	<b>0</b>	<b>0.00</b>	<b>0</b>	<b>0.00</b>	<b>0</b>	<b>0.00</b>	<b>950,000</b>	<b>0.00</b>	
<b>GRAND TOTAL</b>	<b>\$33,638,952</b>	<b>0.00</b>	<b>\$37,984,856</b>	<b>0.00</b>	<b>\$38,437,166</b>	<b>0.00</b>	<b>\$39,387,166</b>	<b>0.00</b>	

2/7/17 8:12

im\_disummary

# DECISION ITEM DETAIL

Budget Unit	FY 2016	FY 2016	FY 2017	FY 2017	FY 2018	FY 2018	FY 2018	FY 2018
Decision Item	ACTUAL	ACTUAL	BUDGET	BUDGET	DEPT REQ	DEPT REQ	GOV REC	GOV REC
Budget Object Class	DOLLAR	FTE	DOLLAR	FTE	DOLLAR	FTE	DOLLAR	FTE
BLIND PENSIONS								
CORE								
PROGRAM DISTRIBUTIONS	33,638,952	0.00	37,984,856	0.00	37,984,856	0.00	37,984,856	0.00
TOTAL - PD	33,638,952	0.00	37,984,856	0.00	37,984,856	0.00	37,984,856	0.00
GRAND TOTAL	\$33,638,952	0.00	\$37,984,856	0.00	\$37,984,856	0.00	\$37,984,856	0.00
GENERAL REVENUE	\$2,794,557	0.00	\$3,233,950	0.00	\$3,233,950	0.00	\$3,233,950	0.00
FEDERAL FUNDS	\$0	0.00	\$0	0.00	\$0	0.00	\$0	0.00
OTHER FUNDS	\$30,844,395	0.00	\$34,750,906	0.00	\$34,750,906	0.00	\$34,750,906	0.00

## PROGRAM DESCRIPTION

**Department: Social Services**

**HB Section:**

**11.135**

**Program Name: Blind Pension**

**Program is found in the following core budget(s): Blind Pension**

### 1. What does this program do?

Blind Pension provides assistance for blind persons who do not qualify under the supplemental aid to the blind law and who are not eligible for Supplemental Security Income benefits. Each eligible person receives a monthly cash grant and state-only funded MO HealthNet.

- Must be 18 years of age or older;
- Missouri resident;
- United States citizen or eligible non-citizen;
- Has not given away, sold, or transferred real or personal property in order to be eligible for Blind Pension;
- Single, or married and living with spouse, and does not own real or personal property worth more than \$20,000;
- Determined to be totally blind as defined by law (up to 5/200 or visual field of less than 5 degrees);
- Willing to have a medical treatment or an operation to cure their blindness unless they are 75 years old or older;
- Is not a resident of a public, private, or endowed institution except a public medical institution.
- Grant is \$728.

Supplemental Aid to the Blind (SAB) is operated in Missouri in conjunction with a totally state-supported blind pension program. Through this program, the state provides assistance to blind persons who meet certain requirements with reasonable subsistence in accordance with the standards developed by Family Support Division. Eligible individuals receive a monthly cash grant and Title XIX MO HealthNet.

- Must be 18 years of age or older;
- Missouri resident;
- Single and does not own real or personal property worth more than \$2,000 or, if married and living with spouse, does not own real or personal property worth more than \$4,000 individually or jointly;
- Determined to be totally blind as defined by law (up to 5/200 or visual field of less than 5 degrees);
- Is not a resident of a public, private or endowed institution except a public mental health institution;
- Is required to apply for Supplemental Security Income (SSI);
- Grant is the difference between maximum grant (\$728) and SSI Payment.

## PROGRAM DESCRIPTION

**Department:** Social Services  
**Program Name:** Blind Pension  
**Program is found in the following core budget(s):** Blind Pension

**HB Section:** 11.135

**2. What is the authorization for this program, i.e., federal or state statute, etc.? (Include the federal program number, if applicable.)**

State statute: RSMo. 209, 208.020, 208.030, Missouri Constitution, Article III, Section 38 (b). Federal law: Section 1618 of the Social Security Act

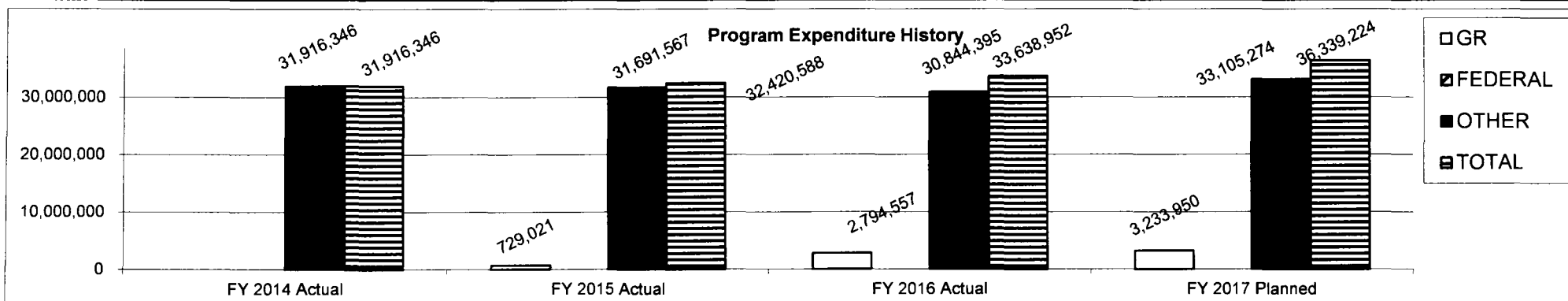
**3. Are there federal matching requirements? If yes, please explain.**

No.

**4. Is this a federally mandated program? If yes, please explain.**

Blind Pension is not federally mandated. SAB is mandated. Federal law mandates that once a state exercises their option to operate a program (such as SAB) it may not be terminated without losing all federal medical assistance.

**5. Provide actual expenditures for the prior three fiscal years and planned expenditures for the current fiscal year.**



Planned FY 2017 expenditures are net of reverted and reserve.

**6. What are the sources of the "Other " funds?**

Blind Pension Fund (0621).

## PROGRAM DESCRIPTION

**Department:** Social Services  
**Program Name:** Blind Pension  
**Program is found in the following core budget(s):** Blind Pension

**HB Section:** 11.135

**7a. Provide an effectiveness measure.**

This appropriation affects programs in the Family Support Division. Effectiveness measures affecting healthy, safe and prosperous Missourians are incorporated in the appropriate core appropriations.

**7b. Provide an efficiency measure.**

This appropriation affects programs in the Family Support Division. Efficiency measures affecting healthy, safe and prosperous Missourians are incorporated in the appropriate core appropriations.

**7c. Provide the number of clients/individuals served, if applicable.**

**Average Monthly Caseloads**

Year	Projected Total Caseload	Actual Total Caseload	Projected Average for Blind Pension	Actual Average for Blind Pension	Projected Average for Supplemental Aid to the Blind	Actual Average for Supplemental Aid to the Blind
SFY 14	4,089	3,847	2,908	2,759	1,181	1,088
SFY 15	3,850	3,739	2,761	2,758	1,089	981
SFY 16	3,739	3,838	2,758	2,805	981	1,033
SFY 17	3,838		2,805		1,033	
SFY 18	3,838		2,805		1,033	
SFY 19	3,838		2,805		1,033	

**Average Monthly Grants**

Year	Projected Maximum for Blind Pension	Actual Maximum for Blind Pension	Projected Average for Supplemental Aid to the Blind	Actual Average for Supplemental Aid to the Blind
SFY 14	\$711	\$711	\$536	\$547
SFY 15	\$718	\$718	\$540	\$589
SFY 16	\$718	\$718	\$589	\$590
SFY 17	\$728		\$600	
SFY 18*	\$738		\$610	
SFY 19*	\$738		\$610	

\* Includes requested FY 18 rate increase

**7d. Provide a customer satisfaction measure, if available.**

N/A



## NEW DECISION ITEM

RANK: 21 OF 26

Department: Social Services

Budget Unit 90160C

Division: Family Support Division

DI Name: Blind Pension Rate Increase

DI# 1886020

House Bill

11.135

**1. AMOUNT OF REQUEST****FY 2018 Budget Request**

	GR	Federal	Other	Total	E
PS					
EE					
PSD			452,310	452,310	
TRF					
Total			<b>452,310</b>	<b>452,310</b>	

FTE 0.00

Est. Fringe	0	0	0	0
-------------	---	---	---	---

Note: Fringes budgeted in House Bill 5 except for certain fringes budgeted directly to MoDOT, Highway Patrol, and Conservation.

Other Funds: Blind Pension (0621)

**FY 2018 Governor's Recommendation**

	GR	Federal	Other	Total	E
PS					
EE					
PSD			452,310	452,310	
TRF					
Total			<b>452,310</b>	<b>452,310</b>	

FTE 0.00

Est. Fringe	0	0	0	0
-------------	---	---	---	---

Note: Fringes budgeted in House Bill 5 except for certain fringes budgeted directly to MoDOT, Highway Patrol, and Conservation.

Other Funds:

**2. THIS REQUEST CAN BE CATEGORIZED AS:**

<input type="checkbox"/> New Legislation	<input type="checkbox"/> New Program	<input type="checkbox"/> Fund Switch
<input type="checkbox"/> Federal Mandate	<input type="checkbox"/> Program Expansion	<input type="checkbox"/> Cost to Continue
<input type="checkbox"/> GR Pick-Up	<input type="checkbox"/> Space Request	<input type="checkbox"/> Equipment Replacement
<input type="checkbox"/> Pay Plan	<input checked="" type="checkbox"/> Other: Rate Increase	

**3. WHY IS THIS FUNDING NEEDED? PROVIDE AN EXPLANATION FOR ITEMS CHECKED IN #2. INCLUDE THE FEDERAL OR STATE STATUTORY OR CONSTITUTIONAL AUTHORIZATION FOR THIS PROGRAM.**

RSMo. 209.040 subsection 4 states "The monthly pension provided in subsection 1 of this section shall be increased by the general assembly by an appropriation bill by a monthly pension amount which equals one-twelfth of the quotient obtained by dividing seventy-five percent of the annual growth of funds in the blind pension fund for the preceding fiscal year by the number of persons eligible to receive the monthly pension provided in subsection 1 of this section."

Based on this methodology, the Division is requesting a rate increase of \$10 per month for Blind Pension recipients (from \$728 to \$738 and a maximum grant of \$610 for Supplemental Aid to the Blind recipients).

**NEW DECISION ITEM**  
**RANK: 21 OF 26**

**Department: Social Services** **Budget Unit 90160C**  
**Division: Family Support Division**  
**DI Name: Blind Pension Rate Increase** **DI# 1886020** **House Bill 11.135**

**4. DESCRIBE THE DETAILED ASSUMPTIONS USED TO DERIVE THE SPECIFIC REQUESTED AMOUNT. (How did you determine that the requested number of FTE were appropriate? From what source or standard did you derive the requested levels of funding? Were alternatives such as outsourcing or automation considered? If based on new legislation, does request tie to TAFP fiscal note? If not, explain why. Detail which portions of the request are one-times and how those amounts were calculated.)**

**FY 2018 Revenue Estimate**

FY 2015 Actual	\$30,394,536	
FY 2016 Actual	\$31,010,175	
Increase/Decrease from FY2015 to FY2016		\$615,639
FY 2017 Estimated Increase (same as 2016)		\$615,639
FY 2018 Estimated Increase (same as 2016)		\$615,639

**FY 2018 Total Caseload Estimate**

FY 2016 Actual	3,838		
FY 2017 Estimate*	3,803	-35	-0.90% (based on 4 year average)
FY 2018 Estimate*	3,769	-34	-0.90% (based on 4 year average)

\* Caseload change is based on a 4-year average determined from legal agreements. Although DSS expects caseload to remain level, the four-year average reflects a decrease.

**Calculate Base Rate Increase**

Revenue Growth	\$615,639		
x 75%	x 0.75		
	\$461,729		
/ Est. Annual BP Caseload	+ 45,231	(Total Monthly Caseload Est. x 12)	
<b>Base Rate Increase</b>	<b>\$10.21</b>		

FY 2017 Rate	\$728	
FY 2018 Rate Change (rounded)	\$10	
	\$738	

FY 2018 Rate Increase	\$10	
-----------------------	------	--

**FY 2018 Rate Change Request**

FY 2018 Rate Change	\$10	
FY 2018 Estimated Annual Total Caseload	45,231	
FY 2018 BP Rate Change Request	\$452,310	

NEW DECISION ITEM  
RANK: 21 OF 26

Department: Social Services  
Division: Family Support Division  
DI Name: Blind Pension Rate Increase

Budget Unit 90160C  
DI# 1886020 House Bill 11.135

**5. BREAK DOWN THE REQUEST BY BUDGET OBJECT CLASS, JOB CLASS, AND FUND SOURCE. IDENTIFY ONE-TIME COSTS.**

Budget Object Class/Job Class	Dept Req GR DOLLARS	Dept Req GR FTE	Dept Req FED DOLLARS	Dept Req FED FTE	Dept Req OTHER DOLLARS	Dept Req OTHER FTE	Dept Req TOTAL DOLLARS	Dept Req TOTAL FTE	Dept Req One Time DOLLARS
Total PS	0	0.0	0	0.0	0	0.0	0	0.0	0
Total EE	0		0		0		0		0
Program Distributions					452,310		452,310		
Total PSD	0		0		452,310		452,310		0
Transfers							0		
Total TRF	0		0		0		0		0
<b>Grand Total</b>	<b>0</b>	<b>0.0</b>	<b>0</b>	<b>0.0</b>	<b>452,310</b>	<b>0.0</b>	<b>452,310</b>	<b>0.0</b>	<b>0</b>

Budget Object Class/Job Class	Gov Rec GR DOLLARS	Gov Rec GR FTE	Gov Rec FED DOLLARS	Gov Rec FED FTE	Gov Rec OTHER DOLLARS	Gov Rec OTHER FTE	Gov Rec TOTAL DOLLARS	Gov Rec TOTAL FTE	Gov Rec One-Time DOLLARS
Total PS	0	0.0	0	0.0	0	0.0	0	0.0	0
Total EE	0		0		0		0		0
Program Distributions					452,310		452,310		
Total PSD	0		0		452,310		452,310		0
Transfers							0		
Total TRF	0		0		0		0		0
<b>Grand Total</b>	<b>0</b>	<b>0.0</b>	<b>0</b>	<b>0.0</b>	<b>452,310</b>	<b>0.0</b>	<b>452,310</b>	<b>0.0</b>	<b>0</b>

**NEW DECISION ITEM**

**RANK: 21 OF 26**

**Department: Social Services**  
**Division: Family Support Division**  
**DI Name: Blind Pension Rate Increase**

**DI# 1886020**

**Budget Unit: 90160C**  
**HB Section: 11.125**

**6. PERFORMANCE MEASURES (If new decision item has an associated core, separately identify projected performance with & without additional funding.)**

**6a. Provide an effectiveness measure.**

This appropriation affects programs in the Family Support Division. Effectiveness measures affecting healthy, safe and prosperous Missourians are incorporated in the appropriate core appropriations.

**6b. Provide an efficiency measure.**

This appropriation affects programs in the Family Support Division. Effectiveness measures affecting healthy, safe and prosperous Missourians are incorporated in the appropriate core appropriations.

**6c. Provide the number of clients/individuals served, if applicable.**

**Average Monthly Caseloads**

Year	Projected Total Caseload	Actual Total Caseload	Projected Average for Blind Pension	Actual Average for Blind Pension	Projected Average for Supplemental Aid to the Blind	Actual Average for Supplemental Aid to the Blind
SFY 14	4,089	3,847	2,908	2,759	1,181	1,088
SFY 15	3,850	3,739	2,761	2,758	1,089	981
SFY 16	3,739	3,838	2,758	2,805	981	1,033
SFY 17	3,838		2,805		1,033	
SFY 18	3,838		2,805		1,033	
SFY 19	3,838		2,805		1,033	

**Average Monthly Grants**

Year	Projected Maximum for Blind Pension	Actual Maximum for Blind Pension	Projected Average for Supplemental Aid to the Blind	Actual Average for Supplemental Aid to the Blind
SFY 14	\$711	\$711	\$536	\$547
SFY 15	\$718	\$718	\$540	\$589
SFY 16	\$718	\$718	\$589	\$590
SFY 17	\$728		\$600	
SFY 18*	\$738		\$610	
SFY 19*	\$738		\$610	

**6d. Provide a customer satisfaction measure, if available.**

N/A

\* Includes requested FY 18 rate increase

**7. STRATEGIES TO ACHIEVE THE PERFORMANCE MEASUREMENT TARGETS:**

N/A

# DECISION ITEM DETAIL

Budget Unit	FY 2016	FY 2016	FY 2017	FY 2017	FY 2018	FY 2018	FY 2018	FY 2018
Decision Item	ACTUAL	ACTUAL	BUDGET	BUDGET	DEPT REQ	DEPT REQ	GOV REC	GOV REC
Budget Object Class	DOLLAR	FTE	DOLLAR	FTE	DOLLAR	FTE	DOLLAR	FTE
<b>BLIND PENSIONS</b>								
Blind Pension Rate Increase - 1886020								
PROGRAM DISTRIBUTIONS	0	0.00	0	0.00	452,310	0.00	452,310	0.00
TOTAL - PD	0	0.00	0	0.00	452,310	0.00	452,310	0.00
<b>GRAND TOTAL</b>	<b>\$0</b>	<b>0.00</b>	<b>\$0</b>	<b>0.00</b>	<b>\$452,310</b>	<b>0.00</b>	<b>\$452,310</b>	<b>0.00</b>
GENERAL REVENUE	\$0	0.00	\$0	0.00	\$0	0.00	\$0	0.00
FEDERAL FUNDS	\$0	0.00	\$0	0.00	\$0	0.00	\$0	0.00
OTHER FUNDS	\$0	0.00	\$0	0.00	\$452,310	0.00	\$452,310	0.00

## NEW DECISION ITEM

RANK: 999 OF 999

Department: Social Services  
 Division: Family Support Division  
 DI Name: Blind Pension GR Pick Up

Budget Unit: 90160C

DI# 1886028

House Bill 11.135

**1. AMOUNT OF REQUEST**

	FY 2018 Budget Request			
	GR	Federal	Other	Total
PS				
EE				
PSD	0			0
TRF				
Total	0			0
FTE				0.00

<b>Est. Fringe</b>	0	0	0	0
<i>Note: Fringes budgeted in House Bill 5 except for certain fringes budgeted directly to MoDOT, Highway Patrol, and Conservation.</i>				

Other Funds:

	FY 2018 Governor's Recommendation			
	GR	Federal	Other	Total
PS				
EE				
PSD	950,000			950,000
TRF				
Total	950,000			950,000
FTE				0.00

<b>Est. Fringe</b>	0	0	0	0
<i>Note: Fringes budgeted in House Bill 5 except for certain fringes budgeted directly to MoDOT, Highway Patrol, and Conservation.</i>				

Other Funds:

**2. THIS REQUEST CAN BE CATEGORIZED AS:**

<input type="checkbox"/>	New Legislation	<input type="checkbox"/>	New Program	<input type="checkbox"/>	Fund Switch
<input type="checkbox"/>	Federal Mandate	<input type="checkbox"/>	Program Expansion	<input type="checkbox"/>	Cost to Continue
<input checked="" type="checkbox"/>	GR Pick-Up	<input type="checkbox"/>	Space Request	<input type="checkbox"/>	Equipment Replacement
<input type="checkbox"/>	Pay Plan	<input type="checkbox"/>	Other:		

**3. WHY IS THIS FUNDING NEEDED? PROVIDE AN EXPLANATION FOR ITEMS CHECKED IN #2. INCLUDE THE FEDERAL OR STATE STATUTORY OR CONSTITUTIONAL AUTHORIZATION FOR THIS PROGRAM.**

This funding provides assistance to two groups:

- 1) Assistance for blind persons who do not qualify under the supplemental aid to the blind law and who are not eligible for Supplemental Security Income benefits (Blind Pension Program); and
- 2) Assistance for blind persons who meet certain requirements with reasonable subsistence in accordance with standards developed by the Family Support Division (Supplemental Aid to the Blind Program).

A General Revenue (GR) pickup is requested to continue funding for the Blind Pension program. In prior years, the Blind Pension fund supported this request; however, revenues are no longer sufficient to support this program.

The revenue source for the Blind Pension Fund is three cents (\$.03) of each \$100 valuation of assessed taxable property in MO; however, revenue growth has not been sufficient the past several years and are no longer sufficient to provide the blind pension.

State statute: RSMo. 209, 208.020, 208.030, Missouri Constitution, Article 111, Section 38 (b) and by federal law, Section 1618 of the Social Security Act

**NEW DECISION ITEM**  
**RANK: 999 OF 999**

**Department: Social Services**

**Budget Unit: 90160C**

**Division: Family Support Division**

**DI Name: Blind Pension GR Pick Up**

**DI# 1886028**

**House Bill**

**11.135**

**4. DESCRIBE THE DETAILED ASSUMPTIONS USED TO DERIVE THE SPECIFIC REQUESTED AMOUNT. (How did you determine that the requested number of FTE were appropriate? From what source or standard did you derive the requested levels of funding? Were alternatives such as outsourcing or automation considered? If based on new legislation, does request tie to TAFP fiscal note? If not, explain why. Detail which portions of the request are one-times and how those amounts were calculated.)**

General revenue pick up in the amount of \$950,000 is needed to pay monthly pension to eligible blind recipients as Blind Pension revenues are no longer sufficient to support the Pension program.

	<b>Governor's Recommendation</b>
FY 2015 Actual Revenue	\$30,394,536
FY 2016 Actual Revenue	\$31,010,175
FY 2017 Expected Revenue	\$31,625,814
 FY 2018 Expected Revenue <sup>1</sup>	 \$31,625,824
FY 2018 GR available	<u>\$3,233,950</u>
Total 2018 Available	\$34,859,774
 FY 2018 Estimated Expenditures <sup>2</sup>	 \$35,809,774
Shortfall	(\$950,000)

<sup>1</sup> FY 2018 Expected Revenue is not anticipated to decrease from FY 16; however, it is unknown if there will be an increase in revenues at this time.

<sup>2</sup> FY 2018 Estimated Expenditures are based on a two-month average of expenditures with 2% annual growth, and projected forward at that amount.

The Governor recommended \$950,000.

NEW DECISION ITEM  
RANK: 999 OF 999

Department: Social Services

Budget Unit: 90160C

Division: Family Support Division

DI Name: Blind Pension GR Pick Up

DI# 1886028

House Bill

11.135

**5. BREAK DOWN THE REQUEST BY BUDGET OBJECT CLASS, JOB CLASS, AND FUND SOURCE. IDENTIFY ONE-TIME COSTS.**

Budget Object Class/Job Class	Dept Req GR DOLLARS	Dept Req GR FTE	Dept Req FED DOLLARS	Dept Req FED FTE	Dept Req OTHER DOLLARS	Dept Req OTHER FTE	Dept Req TOTAL DOLLARS	Dept Req TOTAL FTE	Dept Req One Time DOLLARS
Total PS	<u>0</u> 0	0.0	<u>0</u> 0	0.0	<u>0</u> 0	0.0	<u>0</u> 0	0.0	<u>0</u> 0
Total EE	<u>0</u> 0		<u>0</u> 0		<u>0</u> 0		<u>0</u> 0		<u>0</u> 0
Program Distributions	<u>0</u> 0		<u>0</u> 0		<u>0</u> 0		<u>0</u> 0		<u>0</u> 0
Transfers	<u>0</u> 0		<u>0</u> 0		<u>0</u> 0		<u>0</u> 0		<u>0</u> 0
<b>Grand Total</b>	<b>0</b>	<b>0.0</b>	<b>0</b>	<b>0.0</b>	<b>0</b>	<b>0.0</b>	<b>0</b>	<b>0.0</b>	<b>0</b>
Budget Object Class/Job Class	Gov Rec GR DOLLARS	Gov Rec GR FTE	Gov Rec FED DOLLARS	Gov Rec FED FTE	Gov Rec OTHER DOLLARS	Gov Rec OTHER FTE	Gov Rec TOTAL DOLLARS	Gov Rec TOTAL FTE	Gov Rec One Time DOLLARS
Total PS	<u>0</u> 0	0.0	<u>0</u> 0	0.0	<u>0</u> 0	0.0	<u>0</u> 0	0.0	<u>0</u> 0
Total EE	<u>0</u> 0		<u>0</u> 0		<u>0</u> 0		<u>0</u> 0		<u>0</u> 0
Program Distributions	<u>950,000</u> 950,000		<u>0</u> 0		<u>0</u> 0		<u>950,000</u> 950,000		<u>0</u> 0
Transfers	<u>0</u> 0		<u>0</u> 0		<u>0</u> 0		<u>0</u> 0		<u>0</u> 0
<b>Grand Total</b>	<b>950,000</b>	<b>0.0</b>	<b>0</b>	<b>0.0</b>	<b>0</b>	<b>0.0</b>	<b>950,000</b>	<b>0.0</b>	<b>0</b>



**NEW DECISION ITEM**  
RANK: **999** OF **999**

<b>Department: Social Services</b>	<b>Budget Unit:</b>	<b>90160C</b>
<b>Division: Family Support Division</b>		
<b>DI Name: Blind Pension GR Pick Up</b>	<b>DI# 1886028</b>	<b>House Bill 11.135</b>

**6. PERFORMANCE MEASURES** (If new decision item has an associated core, separately identify projected performance with & without additional funding.)

**6a. Provide an effectiveness measure.**

This appropriation affects programs in the Family Support Division. Effectiveness measures affecting healthy, safe and prosperous Missourians are incorporated in the appropriate core appropriations.

**6b. Provide an efficiency measure.**

**This appropriation affects programs in the Family Support Division. Efficiency measures affecting healthy, safe and prosperous Missourians are incorporated in the appropriate core appropriations.**

**6c. Provide the number of clients/individuals served, if applicable.**

### Average Monthly Caseloads

Year	Projected Total Caseload	Actual Total Caseload	Projected Average for Blind Pension	Actual Average for Blind Pension	Projected Average for Supplemental Aid to the Blind	Actual Average for Supplementa Aid to the Blind
SFY 14	4,089	3,847	2,908	2,759	1,181	1,088
SFY 15	3,850	3,739	2,761	2,758	1,089	981
SFY 16	3,739	3,838	2,758	2,805	981	1,033
SFY 17	3,838		2,805		1,033	
SFY 18	3,838		2,805		1,033	
SFY 19	3,838		2,805		1,033	

### Average Monthly Grants

<b>Year</b>	<b>Projected Maximum for Blind Pension</b>	<b>Actual Maximum for Blind Pension</b>	<b>Projected Average for Supplemental Aid to the Blind</b>	<b>Actual Average for Supplemental Aid to the Blind</b>
SFY 14	\$711	\$711	\$536	\$547
SFY 15	\$718	\$718	\$540	\$589
SFY 16	\$718	\$718	\$589	\$590
SFY 17	\$728		\$600	
SFY 18*	\$738		\$610	
SFY 19*	\$738		\$610	

\* Includes requested FY 18 rate increase

**6d. Provide a customer satisfaction measure, if available.**

N/A

**7. STRATEGIES TO ACHIEVE THE PERFORMANCE MEASUREMENT TARGETS:**

N/A

# DECISION ITEM DETAIL

Budget Unit	FY 2016	FY 2016	FY 2017	FY 2017	FY 2018	FY 2018	FY 2018	FY 2018
Decision Item	ACTUAL	ACTUAL	BUDGET	BUDGET	DEPT REQ	DEPT REQ	GOV REC	GOV REC
Budget Object Class	DOLLAR	FTE	DOLLAR	FTE	DOLLAR	FTE	DOLLAR	FTE
<b>BLIND PENSIONS</b>								
<b>Blind Pension GR Pickup - 1886028</b>								
PROGRAM DISTRIBUTIONS	0	0.00	0	0.00	0	0.00	950,000	0.00
TOTAL - PD	0	0.00	0	0.00	0	0.00	950,000	0.00
<b>GRAND TOTAL</b>	<b>\$0</b>	<b>0.00</b>	<b>\$0</b>	<b>0.00</b>	<b>\$0</b>	<b>0.00</b>	<b>\$950,000</b>	<b>0.00</b>
GENERAL REVENUE	\$0	0.00	\$0	0.00	\$0	0.00	\$950,000	0.00
FEDERAL FUNDS	\$0	0.00	\$0	0.00	\$0	0.00	\$0	0.00
OTHER FUNDS	\$0	0.00	\$0	0.00	\$0	0.00	\$0	0.00



# CORE DECISION ITEM

Department: Social Services  
Division: Family Support  
Core: Refugee Assistance

Budget Unit: 90162C  
HB Section: 11.140

## 1. CORE FINANCIAL SUMMARY

FY 2018 Budget Request						FY 2018 Governor's Recommendation					
	GR	Federal	Other	Total	E		GR	Federal	Other	Total	E
PS						PS					
EE						EE					
PSD		3,806,226		3,806,226		PSD		3,806,226		3,806,226	
TRF						TRF					
Total		3,806,226		3,806,226		Total		3,806,226		3,806,226	
FTE				0.00		FTE				0.00	

Est. Fringe	0	0	0	0
Note: Fringes budgeted in House Bill 5 except for certain fringes budgeted directly to MoDOT, Highway Patrol, and Conservation.				

Est. Fringe	0	0	0	0
Note: Fringes budgeted in House Bill 5 except for certain fringes budgeted directly to MoDOT, Highway Patrol, and Conservation.				

Other Funds:

Other Funds:

## 2. CORE DESCRIPTION

Provides services to eligible refugees and/or persons with refugee status. Refugee Assistance consists of several fully federally funded programs designed to help refugees become self-sufficient, productive citizens within the shortest possible time after a refugee's entrance into the state. The appropriation provides for planned and coordinated use of support services, with cash and medical assistance as transition aid where necessary. This program helps to reduce the number of families/individuals receiving public benefit payments and increases the contribution to Missouri's economy by contracting with entities that provide social adjustment services, interpretation and translation services, day care for children, citizenship and naturalization services, English as Second Language, job placement and resettlement services for refugees.

## 3. PROGRAM LISTING (list programs included in this core funding)

Refugee Cash & Medical Assistance  
Refugee Social Services  
Refugee Targeted Assistance  
Missouri Refugee Self-Sufficiency Program (Refugee Targeted Assistance Discretionary)  
Services to Older Refugees  
Refugee Health Promotion  
Refugee School Impact

# CORE DECISION ITEM

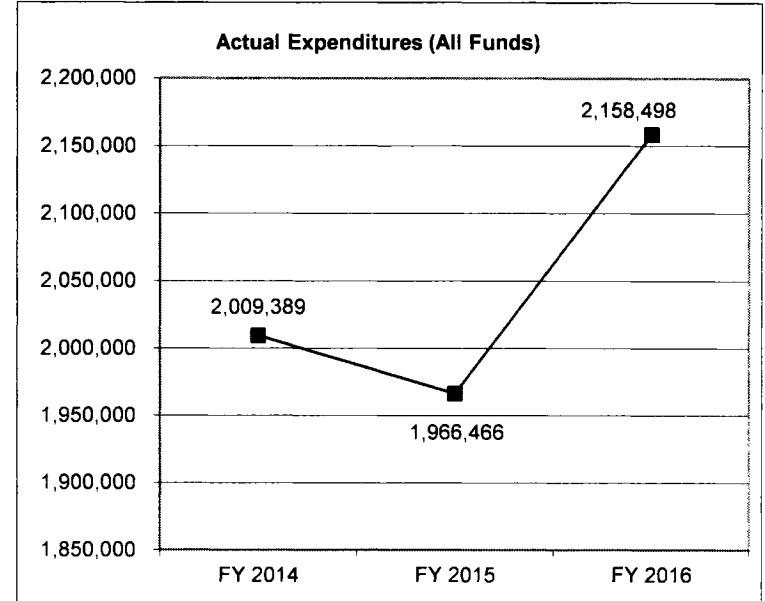
Department: Social Services  
Division: Family Support  
Core: Refugee Assistance

Budget Unit: 90162C

HB Section: 11.140

## 4. FINANCIAL HISTORY

	FY 2014 Actual	FY 2015 Actual	FY 2016 Actual	FY 2017 Current Yr.
Appropriation (All Funds)	3,806,226	3,806,226	3,806,226	3,806,226
Less Reverted (All Funds)	0	0	0	N/A
Less Restricted (All Funds)	0	0	0	N/A
Budget Authority (All Funds)	3,806,226	3,806,226	3,806,226	N/A
Actual Expenditures (All Funds)	2,009,389	1,966,466	2,158,498	N/A
Unexpended (All Funds)	1,796,837	1,839,760	1,647,728	N/A
Unexpended, by Fund:				
General Revenue	0	0	0	N/A
Federal	1,796,837	1,839,760	1,647,728	N/A
Other	0	0	0	N/A
(1)				



Reverted includes the statutory three percent reserve (when applicable).  
Restricted includes any Governor's Expenditure Restriction (when applicable).

### NOTES:

(1) In FY2014, there was a core reduction of \$2,627 in E&E

## CORE RECONCILIATION DETAIL

### DEPARTMENT OF SOCIAL SERVICES REFUGEE ASSISTANCE

#### 5. CORE RECONCILIATION DETAIL

				Budget Class	FTE	GR	Federal	Other	Total	Explanation
<b>TAFP AFTER VETOES</b>										
				EE	0.00	0	1,893	0	1,893	
				PD	0.00	0	3,804,333	0	3,804,333	
				<b>Total</b>	<b>0.00</b>	<b>0</b>	<b>3,806,226</b>	<b>0</b>	<b>3,806,226</b>	
<b>DEPARTMENT CORE ADJUSTMENTS</b>										
Core Reallocation	576	3159		EE	0.00	0	(1,893)	0	(1,893)	Core reallocation will more closely align with planned expenditures.
Core Reallocation	576	3159		PD	0.00	0	1,893	0	1,893	Core reallocation will more closely align with planned expenditures.
<b>NET DEPARTMENT CHANGES</b>					<b>0.00</b>	<b>0</b>	<b>0</b>	<b>0</b>	<b>0</b>	
<b>DEPARTMENT CORE REQUEST</b>										
				EE	0.00	0	0	0	0	
				PD	0.00	0	3,806,226	0	3,806,226	
				<b>Total</b>	<b>0.00</b>	<b>0</b>	<b>3,806,226</b>	<b>0</b>	<b>3,806,226</b>	
<b>GOVERNOR'S RECOMMENDED CORE</b>										
				EE	0.00	0	0	0	0	
				PD	0.00	0	3,806,226	0	3,806,226	
				<b>Total</b>	<b>0.00</b>	<b>0</b>	<b>3,806,226</b>	<b>0</b>	<b>3,806,226</b>	

## DECISION ITEM SUMMARY

Budget Unit									
Decision Item	FY 2016	FY 2016	FY 2017	FY 2017	FY 2018	FY 2018	FY 2018	FY 2018	
Budget Object Summary	ACTUAL	ACTUAL	BUDGET	BUDGET	DEPT REQ	DEPT REQ	GOV REC	GOV REC	
Fund	DOLLAR	FTE	DOLLAR	FTE	DOLLAR	FTE	DOLLAR	FTE	
<b>REFUGEE ASSISTANCE</b>									
<b>CORE</b>									
EXPENSE & EQUIPMENT									
DEPT OF SOC SERV FEDERAL & OTH	268	0.00	1,893	0.00	0	0.00	0	0.00	
TOTAL - EE	268	0.00	1,893	0.00	0	0.00	0	0.00	
PROGRAM-SPECIFIC									
DEPT OF SOC SERV FEDERAL & OTH	2,158,230	0.00	3,804,333	0.00	3,806,226	0.00	3,806,226	0.00	
TOTAL - PD	2,158,230	0.00	3,804,333	0.00	3,806,226	0.00	3,806,226	0.00	
<b>TOTAL</b>	<b>2,158,498</b>	<b>0.00</b>	<b>3,806,226</b>	<b>0.00</b>	<b>3,806,226</b>	<b>0.00</b>	<b>3,806,226</b>	<b>0.00</b>	
<b>GRAND TOTAL</b>	<b>\$2,158,498</b>	<b>0.00</b>	<b>\$3,806,226</b>	<b>0.00</b>	<b>\$3,806,226</b>	<b>0.00</b>	<b>\$3,806,226</b>	<b>0.00</b>	

# DECISION ITEM DETAIL

Budget Unit	FY 2016	FY 2016	FY 2017	FY 2017	FY 2018	FY 2018	FY 2018	FY 2018
Decision Item	ACTUAL	ACTUAL	BUDGET	BUDGET	DEPT REQ	DEPT REQ	GOV REC	GOV REC
Budget Object Class	DOLLAR	FTE	DOLLAR	FTE	DOLLAR	FTE	DOLLAR	FTE
REFUGEE ASSISTANCE								
CORE								
TRAVEL, IN-STATE	96	0.00	345	0.00	0	0.00	0	0.00
TRAVEL, OUT-OF-STATE	172	0.00	1,081	0.00	0	0.00	0	0.00
PROFESSIONAL DEVELOPMENT	0	0.00	467	0.00	0	0.00	0	0.00
TOTAL - EE	268	0.00	1,893	0.00	0	0.00	0	0.00
PROGRAM DISTRIBUTIONS	2,158,230	0.00	3,804,333	0.00	3,806,226	0.00	3,806,226	0.00
TOTAL - PD	2,158,230	0.00	3,804,333	0.00	3,806,226	0.00	3,806,226	0.00
GRAND TOTAL	\$2,158,498	0.00	\$3,806,226	0.00	\$3,806,226	0.00	\$3,806,226	0.00
GENERAL REVENUE	\$0	0.00	\$0	0.00	\$0	0.00	\$0	0.00
FEDERAL FUNDS	\$2,158,498	0.00	\$3,806,226	0.00	\$3,806,226	0.00	\$3,806,226	0.00
OTHER FUNDS	\$0	0.00	\$0	0.00	\$0	0.00	\$0	0.00



## PROGRAM DESCRIPTION

**Department: Social Services**

**HB Section: 11.140**

**Program Name: Refugee Assistance**

**Program is found in the following core budget(s): Refugee Assistance**

### 1. What does this program do?

Refugee Assistance consists of several fully federally funded programs designed to help refugees become self-sufficient, productive citizens within the shortest possible time. By contracting with various entities, the Refugee Assistance program offers the following services for up to five years, including but not limited to:

- social adjustment
- daycare for children
- English as a Second Language
- resettlement
- interpretation and translation
- citizenship and naturalization
- job placement
- transitional support services, such as cash and medical assistance, as needed

Additional Services that may be provided that are not time-limited include:

- Information/referral
- translation
- citizenship preparation

Individuals eligible for these services are:

- Refugees
- Asylees
- Cuban and Haitian entrants
- Certified victims of a severe form of trafficking and their family members
- Permanent Residents who have held one of the above statuses in the past
- Amerasians admitted to the United States under the Foreign Operations, Export Financing, and Related Programs Appropriations Act of 1988
- Amerasians from Vietnam including U.S. citizens under Title II of the Foreign Operations, Export Financing and Related Programs Appropriations Act of 1988
- Certain Iraqi and Afghan Special Immigrants per Sec 8120 of PL 111-118

Refugee programs are fully federally-funded and are administered through subcontracts and/or Memorandums of Understanding.

Refugee Social Services, Targeted Assistance Formula, and Missouri Refugee Self-Sufficiency Program (Targeted Assistance Discretionary) Programs

These programs focus on employability skills to help refugees become employed and economically self-sufficient as quickly as possible. Services are designed to enable refugees to obtain jobs within one year of becoming enrolled.

## PROGRAM DESCRIPTION

**Department: Social Services**

**HB Section: 11.140**

**Program Name: Refugee Assistance**

**Program is found in the following core budget(s): Refugee Assistance**

### Services to Older Refugees Program

Ensures refugees age 60 and older are linked to mainstream aging services in their community, encourages them to obtain citizenship, and helps create opportunities to enable older refugees to live independently as long as possible.

### Refugee Health Promotion Program

Assists refugees in attaining and maintaining health services essential to their overall well-being and builds capacity among health and wellness providers to assure a culturally knowledgeable level of care.

### Refugee School Impact Program

Services are provided by the Missouri Department of Elementary and Secondary Education for refugee children to make the transition into schools smoother and to enable them to achieve the state's standards of academic performance at a rate commensurate with that of the average of all children within a district.

### **2. What is the authorization for this program, i.e., federal or state statute, etc.? (Include the federal program number, if applicable.)**

Federal law: P.L. 96-212, Refugee Act of 1980, Immigration and Nationality Act

### **3. Are there federal matching requirements? If yes, please explain.**

No.

### **4. Is this a federally mandated program? If yes, please explain.**

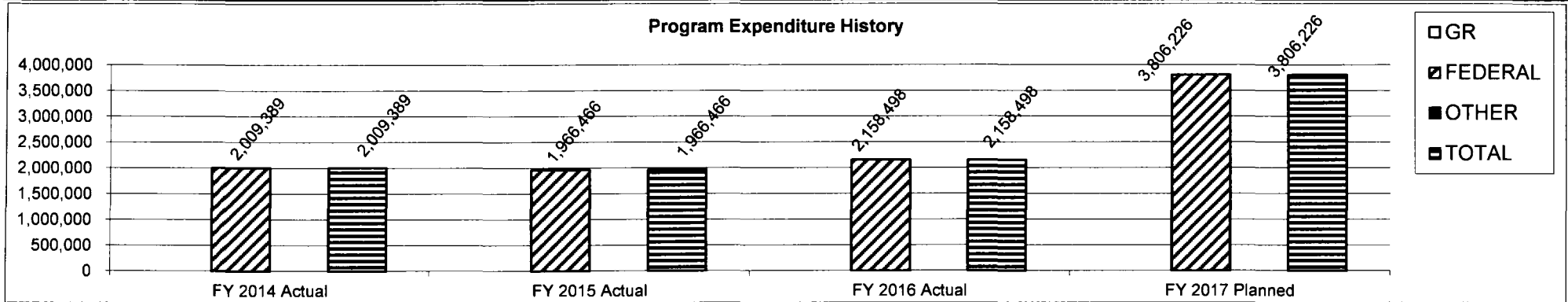
Yes, it is federally mandated by the Refugee Act of 1980 and Public Law 96-212 and complies with the provisions of Title IV of the Immigration and Nationality Act and meets all the requirements of 45 CFR Part 400. States may opt out of direct administration of this program, at which time, the federal Office of Refugee Resettlement would designate a private entity to administer the program.

## PROGRAM DESCRIPTION

**Department:** Social Services  
**Program Name:** Refugee Assistance  
**Program is found in the following core budget(s):** Refugee Assistance

**HB Section:** 11.140

**5. Provide actual expenditures for the prior three fiscal years and planned expenditures for the current fiscal year.**



FY2017 Planned is the available appropriation amount. Expenditures are based on the number of refugees applying for services.

**6. What are the sources of the "Other " funds?**

N/A.

**7a. Provide an effectiveness measure.**

**Number of Refugees Employed**

Year	Projected Number of Refugees Employed	Actual Number of Refugees Employed
FFY 14	375	427
FFY 15	400	454
FFY 16	450	481
FFY 17	490	
FFY 18	490	
FFY 19	490	

Note: We capture only the numbers of refugees who return to notify us of their employment. The actual numbers would be higher than shown.

**PROGRAM DESCRIPTION**

**Department: Social Services**

**HB Section: 11.140**

**Program Name: Refugee Assistance**

**Program is found in the following core budget(s): Refugee Assistance**

**7b. Provide an efficiency measure.**

**Entered Full Time Employment Offering Health Benefits**

<b>Year</b>	<b>Projected</b>	<b>Actual</b>
FFY 14	80%	81%
FFY 15	81%	84%
FFY 16	84%	78%
FFY 17	80%	
FFY 18	80%	
FFY 19	80%	

**7c. Provide the number of clients/individuals served, if applicable.**

**Clients Served**

<b>Year</b>	<b>Projected Clients Who Speak English as a Second Language</b>	<b>Actual Clients Who Speak English as a Second Language</b>	<b>Projected Number of Clients Served Through Job Placement</b>	<b>Actual Number of Clients Served Through Job Placement</b>
FFY 14	3,500	3,688	825	791
FFY 15	3,500	2,876	825	757
FFY 16	3,500	3,210	800	877
FFY 17	3,200		880	
FFY 18	3,200		880	
FFY 19	3,200		880	

**7d. Provide a customer satisfaction measure, if available.**

N/A



# **CORE DECISION ITEM**

**Department: Social Services**  
**Division: Family Support**  
**Core: Community Services Block Grant (CSBG)**

**Budget Unit: 90164C**  
**HB Section: 11.145**

## **1. CORE FINANCIAL SUMMARY**

FY 2018 Budget Request						FY 2018 Governor's Recommendation					
	GR	Federal	Other	Total	E		GR	Federal	Other	Total	E
PS						PS					
EE		51,744		51,744		EE		51,744		51,744	
PSD		23,585,256		23,585,256		PSD		23,585,256		23,585,256	
TRF						TRF					
Total		23,637,000		23,637,000		Total		23,637,000		23,637,000	
FTE				0.00		FTE				0.00	

<b>Est. Fringe</b>	0	0	0	0
<i>Note: Fringes budgeted in House Bill 5 except for certain fringes budgeted directly to MoDOT, Highway Patrol, and Conservation.</i>				

<b>Est. Fringe</b>	0	0	0	0
<i>Note: Fringes budgeted in House Bill 5 except for certain fringes budgeted directly to MoDOT, Highway Patrol, and Conservation.</i>				

Other Funds:

Other Funds:

## **2. CORE DESCRIPTION**

The Community Services Block Grant (CSBG) provides core funding to nineteen Community Action Agencies (CAAs) to alleviate the causes and conditions of poverty in communities. CSBG funding is from a block grant provided to the State of Missouri by the U.S. Department of Health and Senior Services. Individuals whose family income is below the Department of Health and Human Services 125% poverty guidelines are eligible for CSBG programs. Federal statutes require that 90% of the CSBG funding be passed through to Community Action Agencies (CAAs) and/or other not-for-profit organizations. A portion of the remaining funds is used for discretionary purposes supporting Community Action Agency {Results Oriented Management & Accountability (ROMA)} capacity building, contracts to targeted populations such as Indians, and poverty-related issues including, but not limited to, homelessness and children's nutrition.

## **3. PROGRAM LISTING (list programs included in this core funding)**

Community Services Block Grant (CSBG)

# **CORE DECISION ITEM**

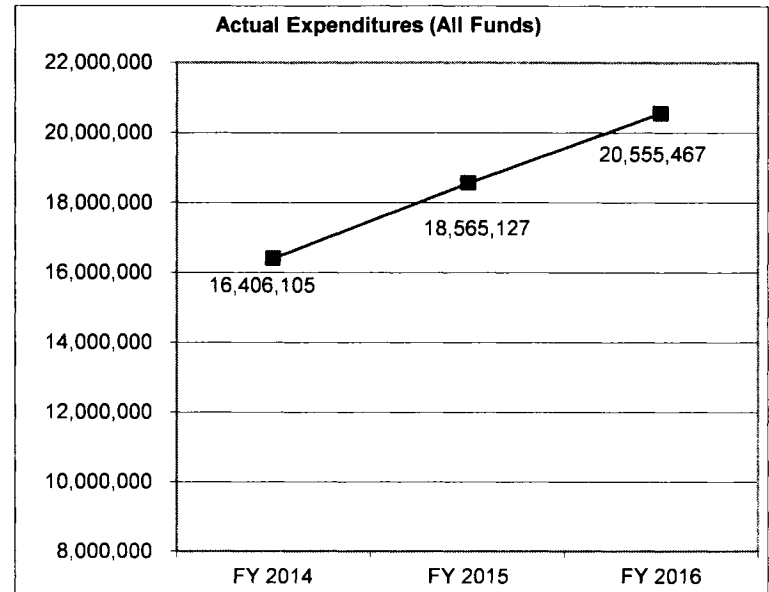
**Department: Social Services**  
**Division: Family Support**  
**Core: Community Services Block Grant (CSBG)**

**Budget Unit: 90164C**

**HB Section: 11.145**

## **4. FINANCIAL HISTORY**

	<b>FY 2014 Actual</b>	<b>FY 2015 Actual</b>	<b>FY 2016 Actual</b>	<b>FY 2017 Current Yr.</b>
Appropriation (All Funds)	19,637,000	19,637,000	23,637,000	23,637,000
Less Reverted (All Funds)	0	0	0	N/A
Less Restricted (All Funds)	0	0	0	N/A
Budget Authority (All Funds)	19,637,000	19,637,000	23,637,000	N/A
Actual Expenditures (All Funds)	16,406,105	18,565,127	20,555,467	N/A
Unexpended (All Funds)	3,230,895	1,071,873	3,081,533	N/A
Unexpended, by Fund:				
General Revenue	0	0	0	N/A
Federal	3,230,895	1,071,873	3,081,533	N/A
Other	0	0	0	N/A
	<b>(1)</b>		<b>(2)</b>	



Reverted includes the statutory three- percent reserve (when applicable).  
 Restricted includes any Governor's Expenditure Restriction (when applicable).

### **NOTES:**

FY2012- FY2014 - Due to uncertainty of CSBG funding, a portion of the two-year grants will be used over two fiscal years.

**(1)** FY2014 - There was a core reduction of \$7,171 in E&E.

**(2)** FY2016 - There was an increase of \$4,500,000 to reflect available federal funding. \$500,000 was transferred to HB 12 for Ferguson Commission funding.

**CORE RECONCILIATION DETAIL**

**DEPARTMENT OF SOCIAL SERVICES  
COMMUNITY SERVICES BLOCK GRAN**

**5. CORE RECONCILIATION DETAIL**

	<b>Budget Class</b>	<b>FTE</b>	<b>GR</b>	<b>Federal</b>	<b>Other</b>	<b>Total</b>	<b>Explanation</b>
<b>TAFP AFTER VETOES</b>							
	EE	0.00	0	51,744	0	51,744	
	PD	0.00	0	23,585,256	0	23,585,256	
	<b>Total</b>	<b>0.00</b>	<b>0</b>	<b>23,637,000</b>	<b>0</b>	<b>23,637,000</b>	
<b>DEPARTMENT CORE REQUEST</b>							
	EE	0.00	0	51,744	0	51,744	
	PD	0.00	0	23,585,256	0	23,585,256	
	<b>Total</b>	<b>0.00</b>	<b>0</b>	<b>23,637,000</b>	<b>0</b>	<b>23,637,000</b>	
<b>GOVERNOR'S RECOMMENDED CORE</b>							
	EE	0.00	0	51,744	0	51,744	
	PD	0.00	0	23,585,256	0	23,585,256	
	<b>Total</b>	<b>0.00</b>	<b>0</b>	<b>23,637,000</b>	<b>0</b>	<b>23,637,000</b>	



## DECISION ITEM SUMMARY

Budget Unit									
Decision Item	FY 2016	FY 2016	FY 2017	FY 2017	FY 2018	FY 2018	FY 2018	FY 2018	
Budget Object Summary	ACTUAL	ACTUAL	BUDGET	BUDGET	DEPT REQ	DEPT REQ	GOV REC	GOV REC	
Fund	DOLLAR	FTE	DOLLAR	FTE	DOLLAR	FTE	DOLLAR	FTE	
<b>COMMUNITY SERVICES BLOCK GRAN</b>									
<b>CORE</b>									
EXPENSE & EQUIPMENT									
DEPT OF SOC SERV FEDERAL & OTH	334,509	0.00	51,744	0.00	51,744	0.00	51,744	0.00	
TOTAL - EE	334,509	0.00	51,744	0.00	51,744	0.00	51,744	0.00	
PROGRAM-SPECIFIC									
DEPT OF SOC SERV FEDERAL & OTH	20,220,958	0.00	23,585,256	0.00	23,585,256	0.00	23,585,256	0.00	
TOTAL - PD	20,220,958	0.00	23,585,256	0.00	23,585,256	0.00	23,585,256	0.00	
<b>TOTAL</b>	<b>20,555,467</b>	<b>0.00</b>	<b>23,637,000</b>	<b>0.00</b>	<b>23,637,000</b>	<b>0.00</b>	<b>23,637,000</b>	<b>0.00</b>	
<b>GRAND TOTAL</b>	<b>\$20,555,467</b>	<b>0.00</b>	<b>\$23,637,000</b>	<b>0.00</b>	<b>\$23,637,000</b>	<b>0.00</b>	<b>\$23,637,000</b>	<b>0.00</b>	

# DECISION ITEM DETAIL

Budget Unit	FY 2016	FY 2016	FY 2017	FY 2017	FY 2018	FY 2018	FY 2018	FY 2018
Decision Item	ACTUAL	ACTUAL	BUDGET	BUDGET	DEPT REQ	DEPT REQ	GOV REC	GOV REC
Budget Object Class	DOLLAR	FTE	DOLLAR	FTE	DOLLAR	FTE	DOLLAR	FTE
<b>COMMUNITY SERVICES BLOCK GRAN</b>								
<b>CORE</b>								
TRAVEL, IN-STATE	11,262	0.00	5,437	0.00	5,437	0.00	5,437	0.00
TRAVEL, OUT-OF-STATE	940	0.00	1,703	0.00	940	0.00	940	0.00
SUPPLIES	102	0.00	1,500	0.00	1,500	0.00	1,500	0.00
PROFESSIONAL DEVELOPMENT	4,938	0.00	4,249	0.00	4,938	0.00	4,938	0.00
COMMUNICATION SERV & SUPP	533	0.00	0	0.00	533	0.00	533	0.00
PROFESSIONAL SERVICES	316,734	0.00	38,055	0.00	37,596	0.00	37,596	0.00
M&R SERVICES	0	0.00	800	0.00	800	0.00	800	0.00
<b>TOTAL - EE</b>	<b>334,509</b>	<b>0.00</b>	<b>51,744</b>	<b>0.00</b>	<b>51,744</b>	<b>0.00</b>	<b>51,744</b>	<b>0.00</b>
PROGRAM DISTRIBUTIONS	20,220,958	0.00	23,585,256	0.00	23,585,256	0.00	23,585,256	0.00
<b>TOTAL - PD</b>	<b>20,220,958</b>	<b>0.00</b>	<b>23,585,256</b>	<b>0.00</b>	<b>23,585,256</b>	<b>0.00</b>	<b>23,585,256</b>	<b>0.00</b>
<b>GRAND TOTAL</b>	<b>\$20,555,467</b>	<b>0.00</b>	<b>\$23,637,000</b>	<b>0.00</b>	<b>\$23,637,000</b>	<b>0.00</b>	<b>\$23,637,000</b>	<b>0.00</b>
GENERAL REVENUE	\$0	0.00	\$0	0.00	\$0	0.00	\$0	0.00
FEDERAL FUNDS	\$20,555,467	0.00	\$23,637,000	0.00	\$23,637,000	0.00	\$23,637,000	0.00
OTHER FUNDS	\$0	0.00	\$0	0.00	\$0	0.00	\$0	0.00

## PROGRAM DESCRIPTION

**Department: Social Services**

**HB Section: 11.145**

**Program Name: Community Service Block Grant**

**Program is found in the following core budget(s): Community Service Block Grant**

### **1. What does this program do?**

The purposes of the Community Services Block Grant (CSBG) are to reduce poverty, revitalize low-income communities, and to empower low-income families and individuals to become self-sufficient. Activities to address and reduce poverty conditions such as unemployment, inadequate education, inadequate housing, inadequate available income, unmet emergencies and malnutrition are carried out by a network of local, non-profit Community Action Agencies (CAAs) and/or other not-for-profit organizations serving 114 counties and the city of St. Louis. See Attachment A for a current listing of CAAs.

The CSBG is utilized by CAAs to provide services based on locally determined needs. CSBG funds are coordinated with other federal, state, local, and private funds to support services and activities for low-income families and communities. The Missouri Work Assistance (MWA) Program refers participants who are no longer receiving Temporary Assistance (TA) and are not receiving Transitional Employment Benefits to the Community Action Agency (CAA) to be assessed for services. This transitional service is essential as clients may no longer be eligible for Temporary Assistance due to lifetime limits or income, but are still in need of services that MWA can no longer provide as the individual is not receiving TA. The CAAs have a variety of services to ensure clients have resources to become self-sufficient and support their families. CAAs use CSBG funds to provide a mix of the following services and activities: early childhood education, literacy, job training, transportation, utility assistance, emergency food, asset development, financial literacy, economic development and community development.

A new initiative for children's nutrition is the No Kid Hungry Missouri Program, which works with state agencies, schools, private organizations, businesses and individuals to break down barriers and implement common sense solutions to ensure kids have greater access to nutritious meals.

In addition, the Department of Social Services, Department of Health and Senior Services, Department of Corrections and Department of Mental Health are coordinating with the Missouri Housing Development Commission to refer homeless customers to a point of contact. This point of contact will assist the individual with housing needs based on assessment.

### **2. What is the authorization for this program, i.e., federal or state statute, etc.? (Include the federal program number, if applicable.)**

State statute: RSMo. 660.370-660.374, Federal law: P.L. 105-285, Community Services Block Grant Act

### **3. Are there federal matching requirements? If yes, please explain.**

No.

## PROGRAM DESCRIPTION

**Department: Social Services**

**HB Section: 11.145**

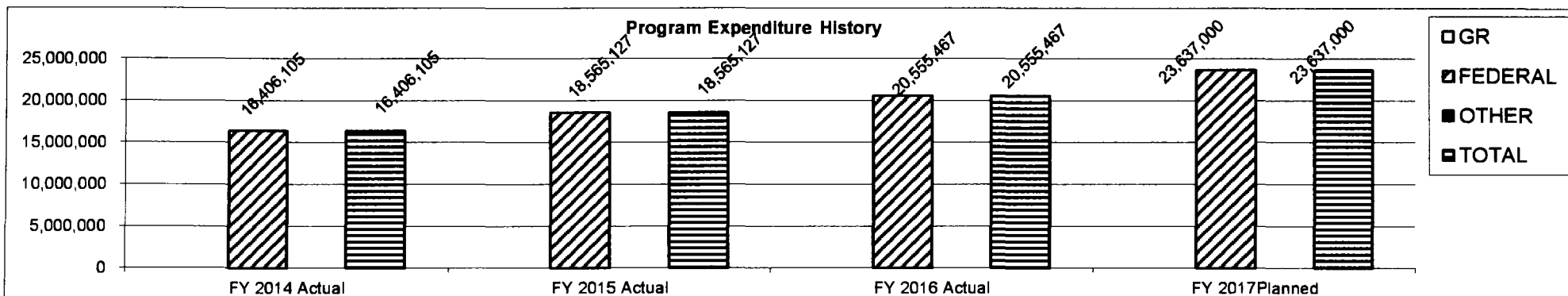
**Program Name: Community Service Block Grant**

**Program is found in the following core budget(s): Community Service Block Grant**

### 4. Is this a federally mandated program? If yes, please explain.

PL 105-285. In the event that the Congress of the United States approves a block grant system to fund social programs, the state may, subject to appropriation, use such block grant funds or in-kind services to provide a level of financial assistance for CAAs to carry out community action programs through the community services block grants pursuant to the federal Community Services Block Grant Act and other such federal funding sources which may be appropriate. Federal statutes require that 90% of the CSBG funding be passed through to CAAs and/or other not-for-profit organizations. A portion of the remaining funds is used for discretionary purposes for contracts to increase Community Action Agency capacity and address targeted populations and poverty related issues such as Indians, and low-income children and families.

### 5. Provide actual expenditures for the prior three fiscal years and planned expenditures for the current fiscal year.



### 6. What are the sources of the "Other " funds?

N/A.

## PROGRAM DESCRIPTION

Department: Social Services

HB Section: 11.145

Program Name: Community Service Block Grant

Program is found in the following core budget(s): Community Service Block Grant

### 7a. Provide an effectiveness measure.

#### Number of Individuals in Employment Initiatives that Obtain a Job or Become Self-Employed

Year	Projected Percentage of Individuals	Actual Percentage of Individuals
FFY 14	2,000	2,047
FFY 15	2,000	2,076
FFY 16*	2,050	
FFY 17	2,050	
FFY 18	2,050	
FFY 19	2,050	

#### Number of Safe and Affordable Housing Units Created

Year	Projected Number of Safe and Affordable Housing Units	Actual Number of Safe and Affordable Housing Units
FFY 14	5,000	1,901
FFY 15	1,900	1,485
FFY 16*	1,500	
FFY 17	1,500	
FFY 18	1,500	
FFY 19	1,500	

\*CSBG program runs on a federal fiscal year (October through September). Data for FFY16 will be available April 2017.

### 7b. Provide an efficiency measure.

#### Ratio of Dollars Mobilized by CAA's as Compared to CSBG Sources

Year	Projected Ratio	Actual Ratio
FFY 14	\$15.00:\$1.00	\$13.85:\$1.00
FFY 15	\$14.00:\$1.00	\$12.14:\$1.00
FFY 16*	\$12.25:\$1.00	
FFY 17	\$12.25:\$1.00	
FFY 18	\$12.25:\$1.00	
FFY 19	\$12.25:\$1.00	

#### Ratio of State, Local, Private Resources to CSBG Sources Among 19 CAA's

Year	Projected Ratio	Actual Ratio
FFY 14	\$2.60:\$1.00	\$2.57:\$1.00
FFY 15	\$2.60:\$1.00	\$2.25:\$1.00
FFY 16*	\$2.25:\$1.00	
FFY 17	\$2.25:\$1.00	
FFY 18	\$2.25:\$1.00	
FFY 19	\$2.25:\$1.00	

\*CSBG program runs on a federal fiscal year (October through September). Data for FFY16 will be available April 2017.

## PROGRAM DESCRIPTION

**Department: Social Services**

**HB Section: 11.145**

**Program Name: Community Service Block Grant**

**Program is found in the following core budget(s): Community Service Block Grant**

### Number of Volunteer Hours Donated to Community Action Agencies

Year	Projected Number of	Actual Number of Hours
FFY 14	1,000,000	1,085,001
FFY 15	1,200,000	1,263,299
FFY 16*	1,300,000	
FFY 17	1,300,000	
FFY 18	1,300,000	
FFY 19	1,300,000	

\*CSBG program runs on a federal fiscal year (October through September). Data for FFY16 will be available April 2017.

### 7c. Provide the number of clients/individuals served, if applicable.

#### Number of Persons Served

Year	Projected Number of Persons Served	Actual Number of Persons Served
FFY 14	250,000	223,426
FFY 15	225,000	252,811
FFY 16*	250,000	
FFY 17	250,000	
FFY 18	250,000	
FFY 19	250,000	

\*CSBG program runs on a federal fiscal year (October through September). Data for FFY16 will be available April 2017.

#### Number of Families Served

Year	Projected Number	Actual Number
FFY 14	**	94,894
FFY 15	100,000	119,626
FFY 16*	120,000	
FFY 17	120,000	
FFY 18	120,000	
FFY 19	120,000	

\*CSBG program runs on a federal fiscal year (October through September). Data for FFY16 will be available April 2017.

\*\*New Measure therefore no projections in FFY14.

## PROGRAM DESCRIPTION

**Department: Social Services**

**HB Section: 11.145**

**Program Name: Community Service Block Grant**

**Program is found in the following core budget(s): Community Service Block Grant**

### Number of Children Served

Year	Projected Number Served	Actual Number Served
FFY 14	100,000	86,377
FFY 15	90,000	85,422
FFY 16*	90,000	
FFY 17	90,000	
FFY 18	90,000	
FFY 19	90,000	

\*CSBG program runs on a federal fiscal year (October through September). Data for FFY16 will be available April 2017.

**7d. Provide a customer satisfaction measure, if available.**

N/A

<b>COMMUNITY ACTION AGENCIES</b> <b>Community Services Block Grant Program (CSBG) Estimated Contract Awards</b>
--

**Central Missouri Community Action (CMCA)****FFY 2017 Amount: \$1,092, 863**

807B North Providence Road

Columbia, MO 65203-4359

Phone number: (573) 443-8706

Serving Counties: Audrain, Boone, Callaway, Cole, Cooper, Howard, Moniteau, Osage**Community Action Agency of St. Louis County (CAASTLC)****FFY 2017 Amount: \$1,631,921**

2709 Woodson Road

St. Louis, MO 63114

Phone number: (314) 863-0015

Serving Counties: St. Louis County**Community Action Partnership of St. Joseph (CAPSJOE)****FFY 2017 Amount: \$522,730**

P.O. Box 3068

817 Monterey Street

St. Joseph, MO 64503-3068

Phone number: (816) 233-8281

Serving Counties: Andrew, Buchanan, Clinton, Dekalb**Community Services, Inc. of Northwest Missouri (CSI)****FFY 2017 Amount: \$300,299**

P.O. Box 328

1212B South Main

Maryville, MO 64468-0328

Phone number: (660) 582-3113

Serving Counties: Atchison, Gentry, Holt, Nodaway, Worth**Delta Area Economic Opportunity Corporation (DAEOC)****FFY 2017 Amount: \$815,031**

99 Skyview Road

Portageville, MO 63873

Phone number: (573) 379-3851

Serving Counties: Dunklin, Mississippi, New Madrid, Pemiscot, Scott, Stoddard



**East Missouri Action Agency (EMAA)****FFY 2017 Amount: \$848,344**

107 Industrial Drive

Park Hills, MO 63601

Phone number: (573) 431-5191

Serving Counties: Bollinger, Cape Girardeau, Iron, Madison, Perry, St. Francois, Ste. Genevieve, Washington**Economic Security Corporation of the Southwest Area (ESC)****FFY 2017 Amount: \$738,216**

P.O. Box 207

302 South Joplin Street

Joplin, MO 64802-0207

Phone number: (417) 781-0352

Serving Counties: Barton, Jasper, McDonald, Newton**Community Action Partnership of North Central Missouri (CAPNCM)****FFY 2017 Amount: \$433,940**

1506 Oklahoma Avenue

Trenton, MO 64683-0278

Phone number: (660) 359-3907

Serving Counties: Caldwell, Daviess, Grundy, Harrison, Linn, Livingston, Mercer, Putnam, Sullivan, Carroll, Ray**Jefferson-Franklin Community Action Corporation (JFCAC)****FFY 2017 Amount: \$741,217**

#2 Merchant Dr.

P.O. Box 920

Hillsboro, MO 63050

Phone number: (636) 789-2686

Serving Counties: Franklin, Jefferson**Missouri Ozarks Community Action, Inc. (MOCA)****FFY 2017 Amount: \$867,489**

306 South Pine Street

Richland, MO 65556

Phone number: (573) 765-3263

Serving Counties: Camden, Crawford, Gasconade, Laclede, Maries, Miller, Phelps, Pulaski**Missouri Valley Community Action Agency (MVCAA)****FFY 2017 Amount: \$635,634**

1415 South Odell

Marshall, MO 65340-0550

Phone number: (660) 886-7476

Serving Counties: Carroll, Chariton, Johnson, Lafayette, Pettis, Ray, Saline

**North East Community Action Corporation (NECAC)****FFY 2017 Amount: \$1,088,234**

P.O. Box 470

16 North Court Street

Bowling Green, MO 63334-0470

Phone number: (573) 324-2231

Serving Counties: Lewis, Lincoln, Macon, Marion, Monroe, Montgomery, Pike, Ralls, Randolph, Shelby, St. Charles, Warren**Community Action Partnership of Northeast Missouri (CAPNEMO)****FFY 2017 Amount: \$345,115**

215 N. Elson St.

Kirksville, MO 63501

Phone number: (660) 665-9855

Serving Counties: Adair, Clark, Knox, Scotland, Schuyler**Ozark Action, Inc. (OAI)****FFY 2017 Amount: \$597,788**

710 East Main

West Plains, MO 65775

Phone number: (417) 256-6147

Serving Counties: Douglas, Howell, Oregon, Ozark, Texas, Wright**Ozarks Area Community Action Corporation (OACAC)****FFY 2017 Amount: \$1,901,204**

215 South Barnes

Springfield, MO 65802-2204

Phone number: (417) 862-4314

Serving Counties: Barry, Christian, Dade, Dallas, Greene, Lawrence, Polk, Stone, Taney, Webster**Peoples Community Action Corporation****FFY 2017 Amount: \$1,976,456**

5701 Delmar Boulevard

St. Louis, MO 63112

314-367-7848

**South Central Missouri Community Action Agency (SCMCAA)****FFY 2017 Amount: \$574,997**

P.O. Box 6

Old Alton Road

Winona, MO 65588-0006

Phone number: (573) 325-4255

Serving Counties: Butler, Carter, Dent, Reynolds, Ripley, Shannon, Wayne

**United Services Community Action Agency (USCAA)****FFY 2017 Amount: \$2,328,836**

6323 Manchester

Kansas City, MO 64133-4717

Phone number: (816) 358-6868

Serving Counties: Clay, Jackson, Platte**West Central Missouri Community Action Agency (WCMCAA)****FFY 2017 Amount: \$748,081**

P.O. Box 125

106 West 4th Street

Appleton City, Mo 64724-0125

Phone number: (660) 476-2185

Serving Counties: Bates, Benton, Cass, Cedar, Henry, Hickory, Morgan, St. Clair, Vernon**Total CSBG Contract Amount: \$18,188,395****Note:** Contract amounts are subject to change depending on the final CSBG grant award for Missouri.



# CORE DECISION ITEM

Department: Social Services  
Division: Family Support  
Core: Emergency Solutions Grant Program

Budget Unit: 90169C  
HB Section: 11.150

## 1. CORE FINANCIAL SUMMARY

FY 2018 Budget Request						FY 2018 Governor's Recommendation					
	GR	Federal	Other	Total	E		GR	Federal	Other	Total	E
PS						PS					
EE						EE					
PSD		4,130,000		4,130,000		PSD		4,130,000		4,130,000	
TRF						TRF					
Total		4,130,000		4,130,000		Total		4,130,000		4,130,000	
FTE				0.00		FTE				0.00	
Est. Fringe	0	0	0	0		Est. Fringe	0	0	0	0	
Note: Fringes budgeted in House Bill 5 except for certain fringes budgeted directly to MoDOT, Highway Patrol, and Conservation.						Note: Fringes budgeted in House Bill 5 except for certain fringes budgeted directly to MoDOT, Highway Patrol, and Conservation.					

Other Funds:

Other Funds:

## 2. CORE DESCRIPTION

This appropriation provides emergency shelter for Missourians who are homeless, services to prevent homelessness, and services to rapidly re-house those that become homeless. The Department partners with the Missouri Housing Development Commission (MHDC) to issue competitive grants directly to community and faith based organizations and/or to cities and counties that provide services by subcontracting with community and faith-based organizations.

## 3. PROGRAM LISTING (list programs included in this core funding)

Emergency Solutions Grant

# **CORE DECISION ITEM**

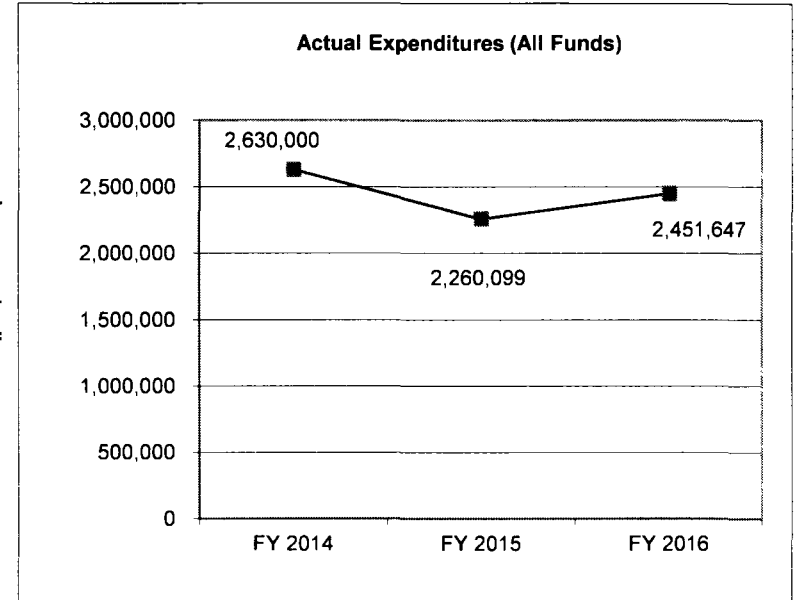
**Department: Social Services**  
**Division: Family Support**  
**Core: Emergency Solutions Grant Program**

**Budget Unit: 90169C**

**HB Section: 11.150**

## **4. FINANCIAL HISTORY**

	<b>FY 2014 Actual</b>	<b>FY 2015 Actual</b>	<b>FY 2016 Actual</b>	<b>FY 2017 Current Yr.</b>
Appropriation (All Funds)	2,630,000	2,630,000	4,130,000	4,130,000
Less Reverted (All Funds)	0	0	0	N/A
Less Restricted (All Funds)	0	0	0	N/A
Budget Authority (All Funds)	2,630,000	2,630,000	4,130,000	N/A
Actual Expenditures (All Funds)	2,630,000	2,260,099	2,451,647	N/A
Unexpended (All Funds)	0	369,901	1,678,353	N/A
Unexpended, by Fund:				
General Revenue	0	0	0	N/A
Federal	0	369,901	1,678,353	N/A
Other	0	0	0	N/A
	<b>(1)</b>		<b>(2)</b>	



Reverted includes the statutory three percent reserve (when applicable).

Restricted includes any Governor's Expenditure Restriction (when applicable).

## **NOTES:**

**(1)** In FY2014, there was a core increase of \$750,000 for increased authority. Actual ESG expenditures were \$2,999,844 funded partially with Federal Grants & Donations authority.

**(2)** In FY2016, there was an increase of \$1,500,000 to reflect available federal authority.

## CORE RECONCILIATION DETAIL

### DEPARTMENT OF SOCIAL SERVICES EMERGENCY SOLUTIONS PROGRAM

#### 5. CORE RECONCILIATION DETAIL

				Budget Class	FTE	GR	Federal	Other	Total	Explanation
<b>TAFP AFTER VETOES</b>										
				EE	0.00	0	750,000	0	750,000	
				PD	0.00	0	3,380,000	0	3,380,000	
				<b>Total</b>	<b>0.00</b>	<b>0</b>	<b>4,130,000</b>	<b>0</b>	<b>4,130,000</b>	
<b>DEPARTMENT CORE ADJUSTMENTS</b>										
Core Reallocation	581	8400		EE	0.00	0	(750,000)	0	(750,000)	Core reallocation will more closely align with planned expenditures.
Core Reallocation	581	8400		PD	0.00	0	750,000	0	750,000	Core reallocation will more closely align with planned expenditures.
<b>NET DEPARTMENT CHANGES</b>					<b>0.00</b>	<b>0</b>	<b>0</b>	<b>0</b>	<b>0</b>	
<b>DEPARTMENT CORE REQUEST</b>										
				EE	0.00	0	0	0	0	
				PD	0.00	0	4,130,000	0	4,130,000	
				<b>Total</b>	<b>0.00</b>	<b>0</b>	<b>4,130,000</b>	<b>0</b>	<b>4,130,000</b>	
<b>GOVERNOR'S RECOMMENDED CORE</b>										
				EE	0.00	0	0	0	0	
				PD	0.00	0	4,130,000	0	4,130,000	
				<b>Total</b>	<b>0.00</b>	<b>0</b>	<b>4,130,000</b>	<b>0</b>	<b>4,130,000</b>	

## DECISION ITEM SUMMARY

Budget Unit									
Decision Item	FY 2016	FY 2016	FY 2017	FY 2017	FY 2018	FY 2018	FY 2018	FY 2018	
Budget Object Summary	ACTUAL	ACTUAL	BUDGET	BUDGET	DEPT REQ	DEPT REQ	GOV REC	GOV REC	
Fund	DOLLAR	FTE	DOLLAR	FTE	DOLLAR	FTE	DOLLAR	FTE	
<b>EMERGENCY SOLUTIONS PROGRAM</b>									
<b>CORE</b>									
EXPENSE & EQUIPMENT									
DEPT OF SOC SERV FEDERAL & OTH	0	0.00	750,000	0.00	0	0.00	0	0.00	
TOTAL - EE	0	0.00	750,000	0.00	0	0.00	0	0.00	
PROGRAM-SPECIFIC									
DEPT OF SOC SERV FEDERAL & OTH	2,451,647	0.00	3,380,000	0.00	4,130,000	0.00	4,130,000	0.00	
TOTAL - PD	2,451,647	0.00	3,380,000	0.00	4,130,000	0.00	4,130,000	0.00	
<b>TOTAL</b>	<b>2,451,647</b>	<b>0.00</b>	<b>4,130,000</b>	<b>0.00</b>	<b>4,130,000</b>	<b>0.00</b>	<b>4,130,000</b>	<b>0.00</b>	
<b>GRAND TOTAL</b>	<b>\$2,451,647</b>	<b>0.00</b>	<b>\$4,130,000</b>	<b>0.00</b>	<b>\$4,130,000</b>	<b>0.00</b>	<b>\$4,130,000</b>	<b>0.00</b>	



# DECISION ITEM DETAIL

Budget Unit	FY 2016	FY 2016	FY 2017	FY 2017	FY 2018	FY 2018	FY 2018	FY 2018
Decision Item	ACTUAL	ACTUAL	BUDGET	BUDGET	DEPT REQ	DEPT REQ	GOV REC	GOV REC
Budget Object Class	DOLLAR	FTE	DOLLAR	FTE	DOLLAR	FTE	DOLLAR	FTE
<b>EMERGENCY SOLUTIONS PROGRAM</b>								
<b>CORE</b>								
TRAVEL, IN-STATE	0	0.00	1,138	0.00	0	0.00	0	0.00
PROFESSIONAL SERVICES	0	0.00	748,862	0.00	0	0.00	0	0.00
TOTAL - EE	0	0.00	750,000	0.00	0	0.00	0	0.00
PROGRAM DISTRIBUTIONS	2,451,647	0.00	3,380,000	0.00	4,130,000	0.00	4,130,000	0.00
TOTAL - PD	2,451,647	0.00	3,380,000	0.00	4,130,000	0.00	4,130,000	0.00
<b>GRAND TOTAL</b>	<b>\$2,451,647</b>	<b>0.00</b>	<b>\$4,130,000</b>	<b>0.00</b>	<b>\$4,130,000</b>	<b>0.00</b>	<b>\$4,130,000</b>	<b>0.00</b>
GENERAL REVENUE	\$0	0.00	\$0	0.00	\$0	0.00	\$0	0.00
FEDERAL FUNDS	\$2,451,647	0.00	\$4,130,000	0.00	\$4,130,000	0.00	\$4,130,000	0.00
OTHER FUNDS	\$0	0.00	\$0	0.00	\$0	0.00	\$0	0.00

## PROGRAM DESCRIPTION

**Department:** Social Services

**HB Section:** 11.150

**Program Name:** Emergency Solutions Grant Program

**Program is found in the following core budget(s):** Emergency Solutions Grant Program

### 1. What does this program do?

The Emergency Solutions Grant Program (ESGP) is designed to identify sheltered and unsheltered homeless individuals and families, as well as those at risk of homelessness, and provide the services necessary to help those persons quickly regain stability in permanent housing after experiencing homelessness or a housing crisis. In Missouri, the goal is to safely reduce the length of stay for families and individuals in shelters in order to create opportunities for them to be rapidly re-housed. All currently existing emergency services will continue but will do so with the intent to ultimately transition persons into a more stable and permanent environment. This model removes the traditional tiered system that offers limited services and imposes unnecessary requirements on individuals and families in order to obtain permanent housing. Missouri recognizes that there will always be specific populations that require emergency shelter and services, including but not limited to homeless youth, survivors of domestic violence and homeless individuals struggling with substance abuse and hopes to incorporate ways to safely shorten these episodes of homelessness and move individuals and families directly into a permanent housing situation through rapid re-housing.

Funding is provided to non-profit community based and faith-based organizations to operate shelters and to provide case management, rent and utility subsidies and other social services that directly contribute to housing stability. Funding is provided through either direct contracts with non-profits, or through non-profit sub-contracts with local units of government (cities or counties). The Department partners with the Missouri Housing Development Commission (MHDC) to issue competitive grants. Up to 7.5% of the grant can be used for administration costs such as reports, monitoring, and audits. The state and any grantees or sub-grantees share the 7.5% administrative funding. (Note: Local government and non-profit grantees/sub-grantees must match funding on a dollar-for-dollar basis. The federal government also contracts directly with metropolitan areas for additional ESGP funds.)

The Emergency Solutions Grant Program (ESGP) is a component of Missouri's Consolidated Plan for funding received from the Department of Housing and Urban Development.

### 2. What is the authorization for this program, i.e., federal or state statute, etc.? (Include the federal program number, if applicable.)

Federal law: Stewart B. McKinney Homeless Assistance Act, as amended 42 USC 11371

Federal law: P.L. 111-22, Division B, Homeless Emergency Assistance and Rapid Transition to Housing Act of 2009 (HEARTH Act)

Federal law: PL 112-141, Moving Ahead for Progress in the 21st Century

### 3. Are there federal matching requirements? If yes, please explain.

Yes, matching funds are required of grantees (local units of government and non-profits) on a dollar-for-dollar basis.

The state can award grantees a waiver under certain conditions. The state does not provide any matching funds for this program other than a small portion to match administrative funds used for oversight and monitoring.

### 4. Is this a federally mandated program? If yes, please explain.

No. However, ESGP is a component of Missouri's Consolidated Plan for all funding from the Department of Housing and Urban Development.

## PROGRAM DESCRIPTION

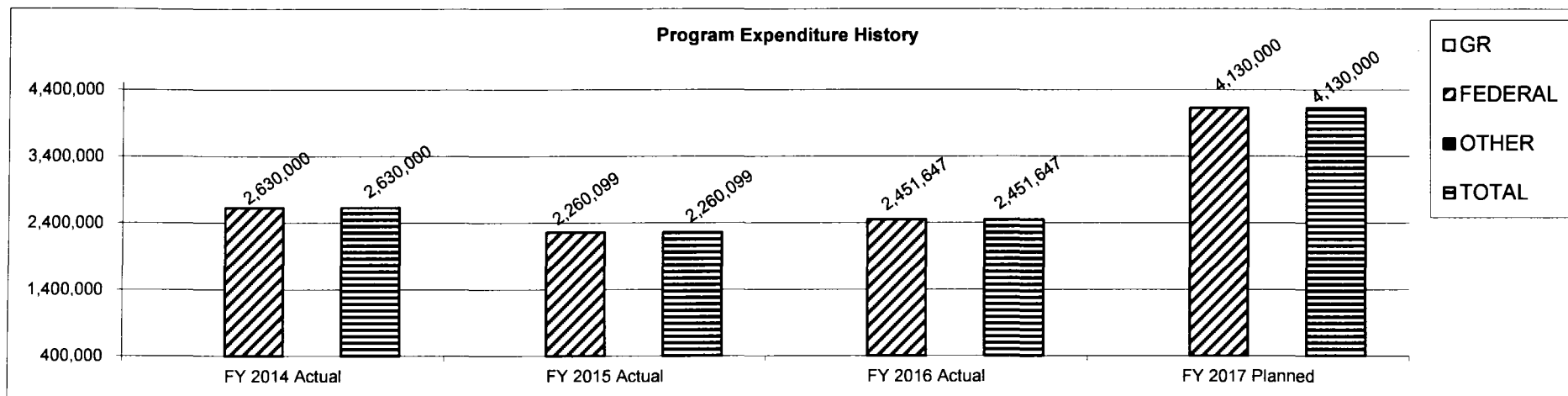
Department: Social Services

HB Section: 11.150

Program Name: Emergency Solutions Grant Program

Program is found in the following core budget(s): Emergency Solutions Grant Program

### 5. Provide actual expenditures for the prior three fiscal years and planned expenditures for the current fiscal year.



Note: FFY 2014 Actual expenditures were \$2,999,844 funded partially with Federal Grants & Donations authority.

### 6. What are the sources of the "Other" funds?

N/A.

### 7a. Provide an effectiveness measure.

#### Number of Persons Served Annually in Emergency or Transitional Shelters

Year	Projected Number of Persons Provided Shelter Through ESG	Actual Number of Persons Provided Shelter Through ESG
FFY 14	8,000	10,213
FFY 15	10,000	7,701
FFY 16	8,000	
FFY 17	8,000	
FFY 18	8,000	
FFY 19	8,000	

FFY 16 information will be available June, 2017

#### Emergency Assistance That Helped Maintain Housing and Prevented Homelessness

Year	Projected Number of Individuals	Actual Number of Individuals
FFY 14	1,500	1,117
FFY 15	1,500	698
FFY 16	900	
FFY 17	900	
FFY 18	900	
FFY 19	900	

FFY 16 information will be available June, 2017

## PROGRAM DESCRIPTION

Department: Social Services

HB Section: 11.150

Program Name: Emergency Solutions Grant Program

Program is found in the following core budget(s): Emergency Solutions Grant Program

### Emergency Assistance That Helped Rapidly Re-House the Homeless

Year	Projected Number of Individuals	Actual Number of Individuals
FFY 14	3,500	729
FFY 15	1,000	969
FFY 16	1,100	
FFY 17	1,100	
FFY 18	1,100	
FFY 19	1,100	

FFY 16 information will be available June, 2017

**7b. Provide an efficiency measure.**

N/A

**7c. Provide the number of clients/individuals served, if applicable.**

### Number of Adults and Children Served

Year	Projected Number of Adults Served	Number of Adults Served	Projected Number of Children Served	Number of Children Served
FFY 14	7,500	9,208	3,500	4,450
FFY 15	9,000	5,923	4,500	3,466
FFY 16	7,000		4,000	
FFY 17	7,000		4,000	
FFY 18	7,000		4,000	
FFY 19	7,000		4,000	

FFY 16 information will be available June, 2017

**7d. Provide a customer satisfaction measure, if available.**

N/A



# CORE DECISION ITEM

Department: Social Services  
Division: Family Support  
Core: Food Distribution Programs

Budget Unit: 90170C  
HB Section: 11.155

## 1. CORE FINANCIAL SUMMARY

FY 2018 Budget Request						FY 2018 Governor's Recommendation					
	GR	Federal	Other	Total	E		GR	Federal	Other	Total	E
PS						PS					
EE		100,000		100,000		EE		100,000		100,000	
PSD		1,400,000		1,400,000		PSD		1,400,000		1,400,000	
TRF						TRF					
Total		1,500,000		1,500,000		Total		1,500,000		1,500,000	
FTE				0.00		FTE				0.00	

<b>Est. Fringe</b>	0	0	0	0
<i>Note: Fringes budgeted in House Bill 5 except for certain fringes budgeted directly to MoDOT, Highway Patrol, and Conservation.</i>				

<b>Est. Fringe</b>	0	0	0	0
<i>Note: Fringes budgeted in House Bill 5 except for certain fringes budgeted directly to MoDOT, Highway Patrol, and Conservation.</i>				

Other Funds:

Other Funds:

## 2. CORE DESCRIPTION

This appropriation provides USDA-donated foods to children, needy adults and organizations to improve the nutritional status and health of program participants. Program funds are appropriated by Congress to purchase foods on the open market. USDA pays for the initial processing and packaging of the food and for transporting it to designated points (i.e. food banks) within each state for the Emergency Food Assistance Program. For the Summer Food Service Program (SFSP), the Family Support Division (FSD) is responsible for ordering, storing, transporting and distributing food to public and private non-profit agencies. The Family Support Division contracts for storage and transporting of donated food for SFSP.

## 3. PROGRAM LISTING (list programs included in this core funding)

Food Distribution Programs

# CORE DECISION ITEM

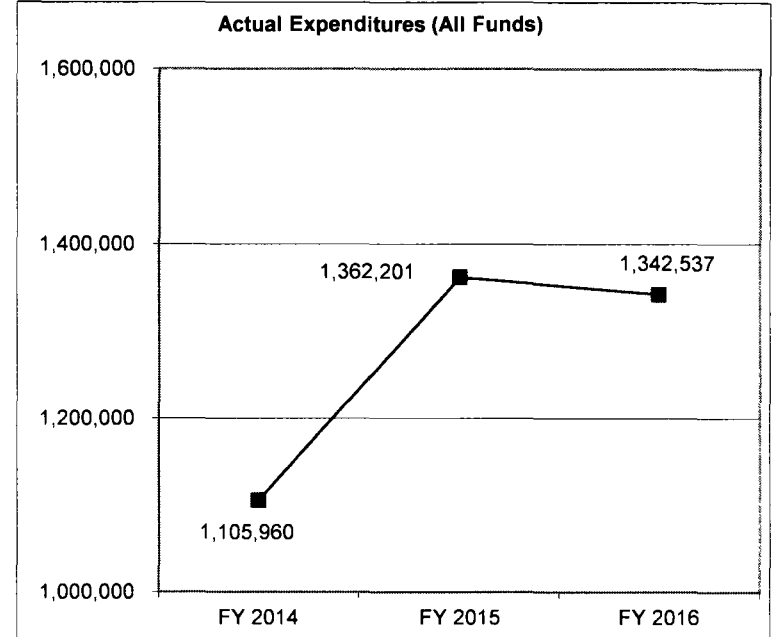
**Department: Social Services**  
**Division: Family Support**  
**Core: Food Distribution Programs**

**Budget Unit: 90170C**

**HB Section: 11.155**

## 4. FINANCIAL HISTORY

	FY 2014 Actual	FY 2015 Actual	FY 2016 Actual	FY 2017 Current Yr.
Appropriation (All Funds)	1,500,000	1,500,000	1,500,000	1,500,000
Less Reverted (All Funds)	0	0	0	N/A
Less Restricted (All Funds)	0	0	0	N/A
Budget Authority (All Funds)	1,500,000	1,500,000	1,500,000	N/A
Actual Expenditures (All Funds)	1,105,960	1,362,201	1,342,537	N/A
Unexpended (All Funds)	394,040	137,799	157,463	N/A
Unexpended, by Fund:				
General Revenue	0	0	0	N/A
Federal	394,040	137,799	157,463	N/A
Other	0	0	0	N/A



Reverted includes the statutory three percent reserve (when applicable).  
 Restricted includes any Governor's Expenditure Restriction (when applicable).

### NOTES:

**CORE RECONCILIATION DETAIL**

**DEPARTMENT OF SOCIAL SERVICES  
FOOD DISTRIBUTION PROGRAMS**

**5. CORE RECONCILIATION DETAIL**

	<b>Budget Class</b>	<b>FTE</b>	<b>GR</b>	<b>Federal</b>	<b>Other</b>	<b>Total</b>	<b>Explanation</b>
<b>TAFP AFTER VETOES</b>							
	EE	0.00	0	100,000	0	100,000	
	PD	0.00	0	1,400,000	0	1,400,000	
	<b>Total</b>	<b>0.00</b>	<b>0</b>	<b>1,500,000</b>	<b>0</b>	<b>1,500,000</b>	
<b>DEPARTMENT CORE REQUEST</b>							
	EE	0.00	0	100,000	0	100,000	
	PD	0.00	0	1,400,000	0	1,400,000	
	<b>Total</b>	<b>0.00</b>	<b>0</b>	<b>1,500,000</b>	<b>0</b>	<b>1,500,000</b>	
<b>GOVERNOR'S RECOMMENDED CORE</b>							
	EE	0.00	0	100,000	0	100,000	
	PD	0.00	0	1,400,000	0	1,400,000	
	<b>Total</b>	<b>0.00</b>	<b>0</b>	<b>1,500,000</b>	<b>0</b>	<b>1,500,000</b>	



## DECISION ITEM SUMMARY

Budget Unit									
Decision Item	FY 2016	FY 2016	FY 2017	FY 2017	FY 2018	FY 2018	FY 2018	FY 2018	
Budget Object Summary	ACTUAL	ACTUAL	BUDGET	BUDGET	DEPT REQ	DEPT REQ	GOV REC	GOV REC	
Fund	DOLLAR	FTE	DOLLAR	FTE	DOLLAR	FTE	DOLLAR	FTE	
<b>FOOD DISTRIBUTION PROGRAMS</b>									
<b>CORE</b>									
EXPENSE & EQUIPMENT									
DEPT OF SOC SERV FEDERAL & OTH	3,326	0.00	100,000	0.00	100,000	0.00	100,000	0.00	
TOTAL - EE	3,326	0.00	100,000	0.00	100,000	0.00	100,000	0.00	
PROGRAM-SPECIFIC									
DEPT OF SOC SERV FEDERAL & OTH	1,339,211	0.00	1,400,000	0.00	1,400,000	0.00	1,400,000	0.00	
TOTAL - PD	1,339,211	0.00	1,400,000	0.00	1,400,000	0.00	1,400,000	0.00	
<b>TOTAL</b>	<b>1,342,537</b>	<b>0.00</b>	<b>1,500,000</b>	<b>0.00</b>	<b>1,500,000</b>	<b>0.00</b>	<b>1,500,000</b>	<b>0.00</b>	
<b>GRAND TOTAL</b>	<b>\$1,342,537</b>	<b>0.00</b>	<b>\$1,500,000</b>	<b>0.00</b>	<b>\$1,500,000</b>	<b>0.00</b>	<b>\$1,500,000</b>	<b>0.00</b>	

# DECISION ITEM DETAIL

Budget Unit	FY 2016	FY 2016	FY 2017	FY 2017	FY 2018	FY 2018	FY 2018	FY 2018
Decision Item	ACTUAL	ACTUAL	BUDGET	BUDGET	DEPT REQ	DEPT REQ	GOV REC	GOV REC
Budget Object Class	DOLLAR	FTE	DOLLAR	FTE	DOLLAR	FTE	DOLLAR	FTE
<b>FOOD DISTRIBUTION PROGRAMS</b>								
<b>CORE</b>								
PROFESSIONAL SERVICES	3,326	0.00	100,000	0.00	100,000	0.00	100,000	0.00
TOTAL - EE	3,326	0.00	100,000	0.00	100,000	0.00	100,000	0.00
PROGRAM DISTRIBUTIONS	1,339,211	0.00	1,400,000	0.00	1,400,000	0.00	1,400,000	0.00
TOTAL - PD	1,339,211	0.00	1,400,000	0.00	1,400,000	0.00	1,400,000	0.00
<b>GRAND TOTAL</b>	<b>\$1,342,537</b>	<b>0.00</b>	<b>\$1,500,000</b>	<b>0.00</b>	<b>\$1,500,000</b>	<b>0.00</b>	<b>\$1,500,000</b>	<b>0.00</b>
GENERAL REVENUE	\$0	0.00	\$0	0.00	\$0	0.00	\$0	0.00
FEDERAL FUNDS	\$1,342,537	0.00	\$1,500,000	0.00	\$1,500,000	0.00	\$1,500,000	0.00
OTHER FUNDS	\$0	0.00	\$0	0.00	\$0	0.00	\$0	0.00

## PROGRAM DESCRIPTION

**Department: Social Services**

**HB Section: 11.155**

**Program Name: Food Distribution Programs**

**Program is found in the following core budget(s): Food Distribution Programs**

### 1. What does this program do?

Through the U.S. Department of Agriculture Food Distribution Program, this program provides food to help improve the nutritional status of children and needy adults. The Food Distribution Program provides for the distribution of USDA foods to charitable institutions (when food is available) along with food distribution to summer food service programs for children, disaster relief agencies and six non-profit food banks. The food banks distribute USDA foods to food pantries which assist needy persons and households in situations of emergency or distress. Food banks also distribute USDA foods to soup kitchens, homeless shelters, domestic violence shelters and other like organizations that provide meals for the homeless. The Family Support Division contracts with companies and non-profit organizations to store and transport the food.

The federal funding also provides for administrative services including allocation, warehousing, storage, delivery, accounting and federal reporting responsibilities. The following are the totals of administrative funds paid to each of the six foodbanks during the months of July 2015 through June 2016 (SFY 2016):

Second Harvest Community Food Bank	\$ 108,071
The Food Bank for Central and Northeast MO	\$ 189,255
Harvesters-The Community Food Network	\$ 257,987
Ozarks Food Harvest	\$ 296,034
Southeast Missouri Food Bank	\$ 137,166
St. Louis Area Foodbank	\$ 350,698
Total funds paid:	\$ 1,339,211

### 2. What is the authorization for this program, i.e., federal or state statute, etc.? (Include the federal program number, if applicable.)

State statute: RSMo. 205.960-967, Federal law: P.L. 113-79, 110-246, 107-171, 104-193, 104-127, 100-435, 98-8, 93-86, 81-439, 74-320.

Federal Regulations: 7 CFR Part 250 and 251

### 3. Are there federal matching requirements? If yes, please explain.

There is no match for The Emergency Food Assistance Program (TEFAP) funding which is utilized in this appropriation. However, the State must provide a cash or in-kind contribution equal to the amount of TEFAP administrative funds received under this federal program and retained by the State for state level costs (employees, salaries, travel, equipment) which is paid out of FSD Administration. This typically amounts to 5 - 6 % of total Federal administrative funds.

### 4. Is this a federally mandated program? If yes, please explain.

No.

## PROGRAM DESCRIPTION

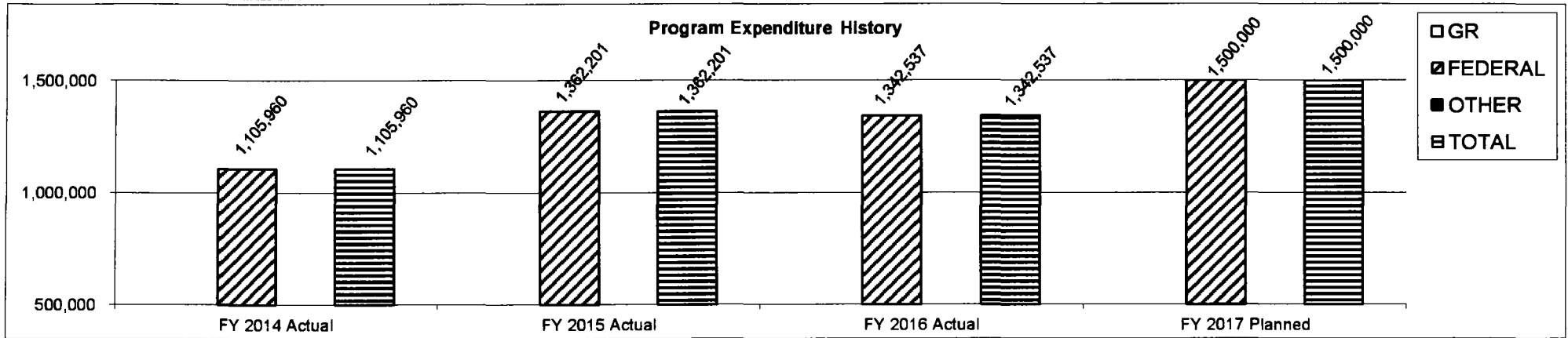
Department: Social Services

HB Section: 11.155

Program Name: Food Distribution Programs

Program is found in the following core budget(s): Food Distribution Programs

### 5. Provide actual expenditures for the prior three fiscal years and planned expenditures for the current fiscal year.



### 6. What are the sources of the "Other " funds?

N/A.

### 7a. Provide an effectiveness measure.

Estimated Pounds of Food Distributed  
Through Food Distribution (Millions)

Year	Projected Pounds of Food Distributed	Actual Pounds of Food Distributed
FFY 14	13.5	13.5
FFY 15	13.5	13.0
FFY 16	13.5	15.9
FFY 17	13.5	
FFY 18	13.5	
FFY 19	13.5	

## PROGRAM DESCRIPTION

Department: Social Services

HB Section: 11.155

Program Name: Food Distribution Programs

Program is found in the following core budget(s): Food Distribution Programs

**7b. Provide an efficiency measure.**

N/A.

**7c. Provide the number of clients/individuals served, if applicable.**

Average Number of Participants That  
Utilized Food Distribution (Millions)

Year	Projected Number of Participants	Actual Number of Participants
FFY 14	2.50	2.70
FFY 15	2.50	2.10
FFY 16	2.50	2.40
FFY 17	2.50	
FFY 18	2.50	
FFY 19	2.50	

Note: The number of participants may be duplicated due to repeat visits by families in need.

**7d. Provide a customer satisfaction measure, if available.**

N/A.



# CORE DECISION ITEM

Department: Social Services  
Division: Family Support  
Core: Energy Assistance

Budget Unit: 90172C

HB Section: 11.160

## 1. CORE FINANCIAL SUMMARY

FY 2018 Budget Request				
	GR	Federal	Other	Total
PS				
EE		292,481		292,481
PSD		77,255,386		77,255,386
TRF				
Total		77,547,867		77,547,867
FTE				0.00

<b>Est. Fringe</b>	0	0	0	0
Note: Fringes budgeted in House Bill 5 except for certain fringes budgeted directly to MoDOT, Highway Patrol, and Conservation.				

Other Funds:

FY 2018 Governor's Recommendation				
	GR	Federal	Other	Total
PS				
EE		292,481		292,481
PSD		77,255,386		77,255,386
TRF				
Total		77,547,867		77,547,867
FTE				0.00

<b>Est. Fringe</b>	0	0	0	0
Note: Fringes budgeted in House Bill 5 except for certain fringes budgeted directly to MoDOT, Highway Patrol, and Conservation.				

Other Funds:

## 2. CORE DESCRIPTION

This appropriation provides limited financial assistance to eligible low-income households with payment of their home energy costs. The intent of this assistance is to aid these households in their effort to become self-sufficient and to reduce the health and safety risks associated with disconnection of utility services. This appropriation also funds the Low-Income Weatherization Assistance Program (LIWAP).

## 3. PROGRAM LISTING (list programs included in this core funding)

Energy Assistance

# CORE DECISION ITEM

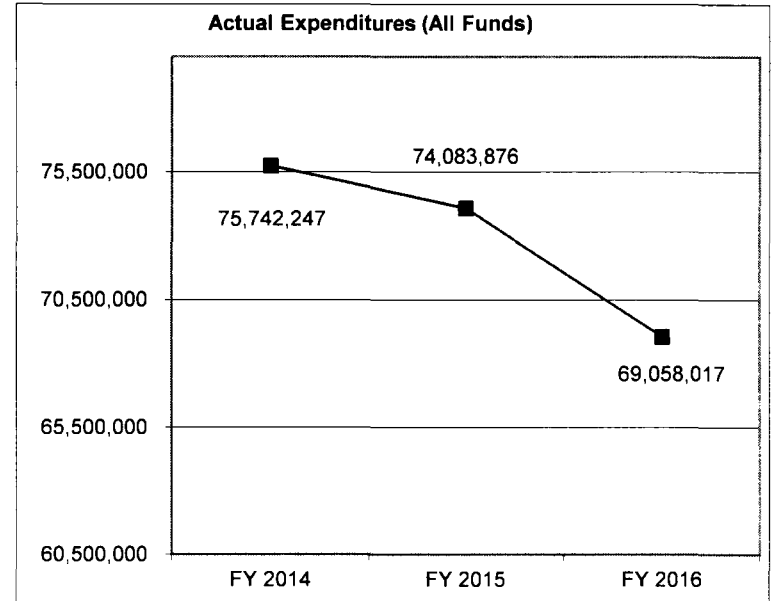
Department: Social Services  
Division: Family Support  
Core: Energy Assistance

Budget Unit: 90172C

HB Section: 11.160

## 4. FINANCIAL HISTORY

	FY 2014 Actual	FY 2015 Actual	FY 2016 Actual	FY 2017 Current Yr.
Appropriation (All Funds)	114,547,867	114,547,867	77,547,867	77,547,867
Less Reverted (All Funds)	0	0	0	N/A
Less Restricted (All Funds)	0	0	0	N/A
Budget Authority (All Funds)	114,547,867	114,547,867	77,547,867	N/A
Actual Expenditures (All Funds)	75,742,247	74,083,876	69,058,017	N/A
Unexpended (All Funds)	38,805,620	40,463,991	8,489,850	N/A
Unexpended, by Fund:				
General Revenue	0	0	0	N/A
Federal	38,805,620	40,463,991	8,489,850	N/A
Other	0	0	0	N/A
	(1)		(2)	



Reverted includes the statutory three percent reserve (when applicable).

Restricted includes any Governor's Expenditure Restriction (when applicable).

### NOTES:

(1) FY2014 - PS core reallocation to Family Support Administration. Actual expenditures were \$78,490,201 which includes \$2,747,954 Utilicare funding appropriated through Supplemental HB 14.279.

(2) FY2016 - Core reduction of \$37,000,000 for excess federal authority.



## CORE RECONCILIATION DETAIL

### DEPARTMENT OF SOCIAL SERVICES ENERGY ASSISTANCE

#### 5. CORE RECONCILIATION DETAIL

				Budget Class	FTE	GR	Federal	Other	Total	Explanation
<b>TAFP AFTER VETOES</b>										
				EE	0.00	0	164,126	0	164,126	
				PD	0.00	0	77,383,741	0	77,383,741	
				<b>Total</b>	<b>0.00</b>	<b>0</b>	<b>77,547,867</b>	<b>0</b>	<b>77,547,867</b>	
<b>DEPARTMENT CORE ADJUSTMENTS</b>										
Core Reallocation	582	4860		EE	0.00	0	72,265	0	72,265	Core reallocation will more closely align with planned expenditures.
Core Reallocation	582	9164		EE	0.00	0	56,090	0	56,090	Core reallocation will more closely align with planned expenditures.
Core Reallocation	582	4860		PD	0.00	0	(72,265)	0	(72,265)	Core reallocation will more closely align with planned expenditures.
Core Reallocation	582	9164		PD	0.00	0	(56,090)	0	(56,090)	Core reallocation will more closely align with planned expenditures.
<b>NET DEPARTMENT CHANGES</b>					<b>0.00</b>	<b>0</b>	<b>0</b>	<b>0</b>	<b>0</b>	
<b>DEPARTMENT CORE REQUEST</b>										
				EE	0.00	0	292,481	0	292,481	
				PD	0.00	0	77,255,386	0	77,255,386	
				<b>Total</b>	<b>0.00</b>	<b>0</b>	<b>77,547,867</b>	<b>0</b>	<b>77,547,867</b>	
<b>GOVERNOR'S RECOMMENDED CORE</b>										
				EE	0.00	0	292,481	0	292,481	
				PD	0.00	0	77,255,386	0	77,255,386	
				<b>Total</b>	<b>0.00</b>	<b>0</b>	<b>77,547,867</b>	<b>0</b>	<b>77,547,867</b>	

## DECISION ITEM SUMMARY

Budget Unit								
Decision Item	FY 2016	FY 2016	FY 2017	FY 2017	FY 2018	FY 2018	FY 2018	FY 2018
Budget Object Summary	ACTUAL	ACTUAL	BUDGET	BUDGET	DEPT REQ	DEPT REQ	GOV REC	GOV REC
Fund	DOLLAR	FTE	DOLLAR	FTE	DOLLAR	FTE	DOLLAR	FTE
<b>ENERGY ASSISTANCE</b>								
<b>CORE</b>								
<b>EXPENSE &amp; EQUIPMENT</b>								
DEPT OF SOC SERV FEDERAL & OTH	291,981	0.00	164,126	0.00	292,481	0.00	292,481	0.00
TOTAL - EE	291,981	0.00	164,126	0.00	292,481	0.00	292,481	0.00
<b>PROGRAM-SPECIFIC</b>								
DEPT OF SOC SERV FEDERAL & OTH	68,766,036	0.00	77,383,741	0.00	77,255,386	0.00	77,255,386	0.00
TOTAL - PD	68,766,036	0.00	77,383,741	0.00	77,255,386	0.00	77,255,386	0.00
<b>TOTAL</b>	<b>69,058,017</b>	<b>0.00</b>	<b>77,547,867</b>	<b>0.00</b>	<b>77,547,867</b>	<b>0.00</b>	<b>77,547,867</b>	<b>0.00</b>
<b>GRAND TOTAL</b>	<b>\$69,058,017</b>	<b>0.00</b>	<b>\$77,547,867</b>	<b>0.00</b>	<b>\$77,547,867</b>	<b>0.00</b>	<b>\$77,547,867</b>	<b>0.00</b>

# DECISION ITEM DETAIL

Budget Unit	FY 2016	FY 2016	FY 2017	FY 2017	FY 2018	FY 2018	FY 2018	FY 2018
Decision Item	ACTUAL	ACTUAL	BUDGET	BUDGET	DEPT REQ	DEPT REQ	GOV REC	GOV REC
Budget Object Class	DOLLAR	FTE	DOLLAR	FTE	DOLLAR	FTE	DOLLAR	FTE
<b>ENERGY ASSISTANCE</b>								
<b>CORE</b>								
TRAVEL, IN-STATE	21,587	0.00	13,812	0.00	21,587	0.00	21,587	0.00
TRAVEL, OUT-OF-STATE	7,697	0.00	4,722	0.00	7,697	0.00	7,697	0.00
SUPPLIES	192,198	0.00	130,005	0.00	192,198	0.00	192,198	0.00
PROFESSIONAL DEVELOPMENT	10,393	0.00	8,544	0.00	10,393	0.00	10,393	0.00
PROFESSIONAL SERVICES	60,106	0.00	6,252	0.00	60,106	0.00	60,106	0.00
M&R SERVICES	0	0.00	791	0.00	500	0.00	500	0.00
TOTAL - EE	291,981	0.00	164,126	0.00	292,481	0.00	292,481	0.00
PROGRAM DISTRIBUTIONS	68,766,036	0.00	77,383,741	0.00	77,255,386	0.00	77,255,386	0.00
TOTAL - PD	68,766,036	0.00	77,383,741	0.00	77,255,386	0.00	77,255,386	0.00
GRAND TOTAL	\$69,058,017	0.00	\$77,547,867	0.00	\$77,547,867	0.00	\$77,547,867	0.00
GENERAL REVENUE	\$0	0.00	\$0	0.00	\$0	0.00	\$0	0.00
FEDERAL FUNDS	\$69,058,017	0.00	\$77,547,867	0.00	\$77,547,867	0.00	\$77,547,867	0.00
OTHER FUNDS	\$0	0.00	\$0	0.00	\$0	0.00	\$0	0.00

## PROGRAM DESCRIPTION

Department: Social Services

HB Section: 11.160

Program Name: Energy Assistance

Program is found in the following core budget(s): Energy Assistance

### 1. What does this program do?

Missouri's Low Income Home Energy Assistance Program (LIHEAP) is a block grant program. The objectives of LIHEAP are to help low-income people meet the costs of home energy, defined as heating and cooling of residences; to increase their energy self-sufficiency; and to reduce their vulnerability resulting from energy needs. The target population is low-income households, especially those with the lowest incomes and the highest home energy costs or needs. Additional factors taken into account for low-income households include family size, elderly, disabled, and families with children under six years of age.

This federal funding for low-income Missourians includes three components: Energy Assistance (EA) and Energy Crisis Intervention Program (ECIP) and Low-Income Weatherization Assistance Program (LIWAP).

#### Energy Assistance (EA)

- Provides financial assistance to households to help pay primary fuel source heating bills for Missourians during the months of November through March.
- The one time benefit amount is based upon household size, income and the type of fuel used for home heating.
- The Family Support Division (FSD) contracts with the Missouri Community Action Agencies and/or other not-for-profit organizations to determine eligibility and process applications.
- Application information, as well as documentation, is entered into the state EA data system that is web-based and secure for eligibility determination and payment processing.
- Payments are made by the DSS directly to energy suppliers and in a small number of cases to eligible clients. Less than 8% of funds are paid directly to clients.

To receive Energy Assistance (EA) payments, a household must meet the following eligibility criteria:

- Missouri resident;
- United States citizen or eligible non-citizen;
- Resources less than three thousand dollars (\$3,000);
- Responsible for home heating or cooling bill; and
- Household income less than one-hundred thirty-five percent (135%) of Federal Poverty Level.

#### Energy Crisis Intervention Program (ECIP)

- Provides financial assistance to households in a verifiable energy crisis.
- This funding is distributed to the LIHEAP contract agencies through formula to make payments directly to the energy supplier.
- Agencies can also request in their yearly plan a portion of the ECIP funding to help purchase or repair furnaces or air conditioners, to pay for emergency or temporary shelter, provide limited emergency services, and provide education and outreach.

## PROGRAM DESCRIPTION

**Department: Social Services**

**HB Section: 11.160**

**Program Name: Energy Assistance**

**Program is found in the following core budget(s): Energy Assistance**

Winter ECIP can be used for primary or secondary fuel sources.

- Available from November through May based upon funding.
- Benefit amount is the amount required to resolve crisis.
- Maximum benefit amount is \$800.00.

Summer ECIP is primarily used to restore or prevent disconnection of services of a cooling utility source.

- Available from June through September based upon funding.
- Benefit amount is the amount required to resolve crisis.
- Maximum benefit amount is \$300.00.

To receive additional Energy Crisis Intervention Program (ECIP) payments, a household must meet the above LIHEAP EA eligibility criteria and have a verified crisis defined as the following:

- Receive shut off or termination notice from utility company;
- Report that propane tank is less than twenty percent (20%) full;
- Have a Cash on Delivery (COD) account;
- Have a prepaid electric account that is almost out of funds.

Beginning Federal Fiscal Year (FFY) 2017, LIHEAP Energy Assistance and Winter Energy Crisis Intervention Program start dates changed to November 1st for elderly and disabled households and December 1st for all other households.

Contractors determine disability based on the following definition. "Disabled" shall be defined as an individual who is totally and permanently disabled or blind and is receiving one or more of the following: Civil Service Disability, Medical Assistance, Railroad Retirement Disability Benefits, Social Security Disability Benefits, State Aid to the Blind, State Blind Pension, State Supplemental Payments, Supplemental Security Income Program, or Veterans Administration Disability Benefits.

### **Low-Income Weatherization Assistance Program (LIWAP)**

- Funding is administered by the Department of Economic Development (DED) under a MOU (Memorandum of Understanding) with DSS.
- Provides financial assistance to low income households to assist in reducing utility costs.
- In accordance with the language added to Appropriation House Bill 2011, DSS provides ten percent (10%), up to \$7,000,000, for the Low-Income Weatherization Assistance Program (LIWAP).
- Eligibility is determined entirely under Federal Department of Energy Weatherization Assistance Program rules in accordance with LIHEAP Model State Plan. Missouri residents with household income 200% or less than current Federal Poverty Income Guidelines, are eligible.

### **2. What is the authorization for this program, i.e., federal or state statute, etc.? (Include the federal program number, if applicable.)**

State Statute RSMo. 660.100 - 660.136. Federal law: 42 USC 8621 - 8630 et seq.

### **3. Are there federal matching requirements? If yes, please explain.**

No.

## PROGRAM DESCRIPTION

Department: Social Services

HB Section: 11.160

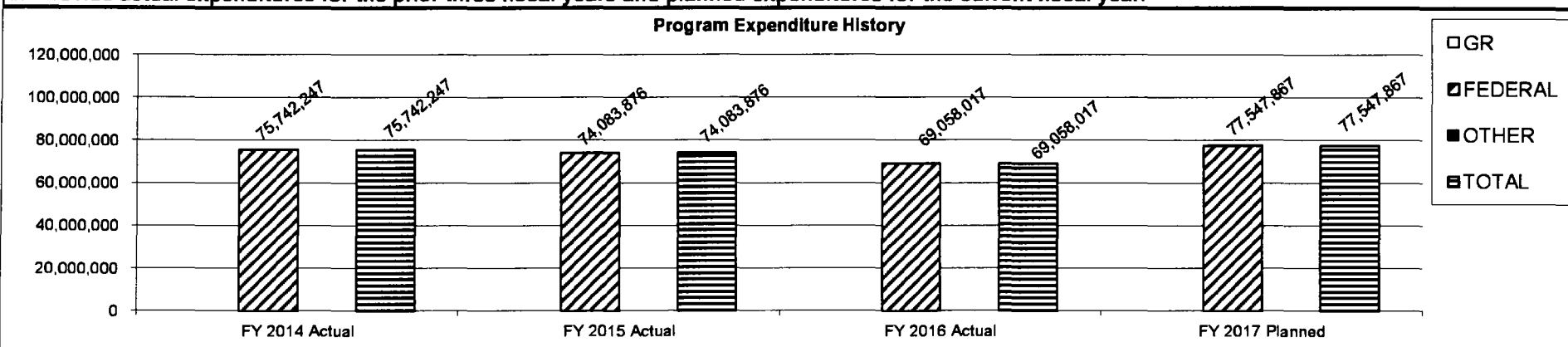
Program Name: Energy Assistance

Program is found in the following core budget(s): Energy Assistance

**4. Is this a federally mandated program? If yes, please explain.**

No.

**5. Provide actual expenditures for the prior three fiscal years and planned expenditures for the current fiscal year.**



Note: FY14 Actual expenditures were \$78,490,201, which includes \$2,747,954 Utilicare funding appropriated through Supplemental HB 14.279.

**6. What are the sources of the "Other" funds?**

N/A

**7a. Provide an effectiveness measure.**

### Number of EA Applications

Year	Projected Number of Applicants	Actual Number of Applicants
FFY 14	167,000	162,783
FFY 15	162,000	156,604
FFY 16	157,000	143,396
FFY 17	144,000	
FFY 18	144,000	
FFY 19	144,000	

### Number of EA Households Not on Previous Year

Year	Projected Number Not on Previous Year	Actual Number Not on Previous Year
FFY 14	49,000	48,155
FFY 15	48,000	44,791
FFY 16	45,000	37,499
FFY 17	38,000	
FFY 18	38,000	
FFY 19	38,000	

## PROGRAM DESCRIPTION

Department: Social Services

HB Section: 11.160

Program Name: Energy Assistance

Program is found in the following core budget(s): Energy Assistance

### Percent of Repeated EA Households

Year	Projected % of Repeated Households	Actual % of Repeated Households
FFY 14	63.00%	62.41%
FFY 15	62.00%	62.52%
FFY 16	62.00%	64.51%
FFY 17	65.00%	
FFY 18	65.00%	
FFY 19	65.00%	

### 7b. Provide an efficiency measure.

#### Number of Days to Work an Application

Year	Projected Average Number of Days	Actual Average Number of days
FFY 14	12	12
FFY 15	12	14
FFY 16	14	11
FFY 17	11	
FFY 18	11	
FFY 19	11	

Note: LIHEAP Contractors have 30 working days to process an application.

### 7c. Provide the number of clients/individuals served, if applicable.

#### EA Households Assisted

Year	Projected Number of Households Assisted	Actual Number of Households Assisted
FFY 14	146,000	140,243
FFY 15	140,000	133,267
FFY 16	135,000	121,820
FFY 17	122,000	
FFY 18	122,000	
FFY 19	122,000	

#### ECIP Households Assisted

Year	Projected Households Assisted	Actual Households Assisted
FFY 14	70,000	72,253
FFY 15	70,000	77,185
FFY 16	78,000	71,185
FFY 17	72,000	
FFY 18	72,000	
FFY 19	72,000	

### 7d. Provide a customer satisfaction measure, if available.

N/A

<p align="center"><b>LOW INCOME HOME ENERGY ASSISTANCE PROGRAM CONTRACTORS</b>  <b>Low Income Home Energy Assistance Program (LIHEAP) Estimated Contract Awards</b></p>
---

**Central Missouri Community Action (CMCA)****FFY 2017 Amount: \$1,672,858**

807B North Providence Road

Columbia, MO 65203-4359

Phone number: (573) 443-8706

Serving Counties: Audrain, Boone, Callaway, Cole, Cooper, Howard, Moniteau, Osage**Community Action Agency of St. Louis County (CAASTLC)****FFY 2017 Amount: \$3,253,209**

2709 Woodson Road

St. Louis, MO 63114

Phone number: (314) 863-0015

Serving Counties: St. Louis County**Community Action Partnership of St. Joseph (CAPSJOE)****FFY 2017 Amount: \$676,852**

P.O. Box 3068

817 Monterey Street

St. Joseph, MO 64503-3068

Phone number: (816) 233-8281

Serving Counties: Andrew, Buchanan, Clinton, Dekalb**Community Services, Inc. of Northwest Missouri (CSI)****FFY 2017 Amount: \$231,271**

P.O. Box 328

1212B South Main

Maryville, MO 64468-0328

Phone number: (660) 582-3113

Serving Counties: Atchison, Gentry, Holt, Nodaway, Worth**Delta Area Economic Opportunity Corporation (DAEOC)****FFY 2017 Amount: \$1,708,321**

99 Skyview Road

Portageville, MO 63873

Phone number: (573) 379-3851

Serving Counties: Dunklin, Mississippi, New Madrid, Pemiscot, Scott, Stoddard



<b><u>East Missouri Action Agency (EMAA)</u></b> 107 Industrial Drive Park Hills, MO 63601 Phone number: (573) 431-5191 <u>Serving Counties:</u> Bollinger, Cape Girardeau, Iron, Madison, Perry, St. Francois, Ste. Genevieve, Washington	<b>FFY 2017 Amount: \$1,524,846</b>
<b><u>Economic Security Corporation of the Southwest Area (ESC)</u></b> P.O. Box 207 302 South Joplin Street Joplin, MO 64802-0207 Phone number: (417) 781-0352 <u>Serving Counties:</u> Barton, Jasper, McDonald, Newton	<b>FFY 2017 Amount: \$1,233,445</b>
<b><u>Community Action Partnership of North Central Missouri (CAPNCM)</u></b> 1506 Oklahoma Avenue Trenton, MO 64683-0278 Phone number: (660) 359-3907 <u>Serving Counties:</u> Caldwell, Daviess, Grundy, Harrison, Linn, Livingston, Mercer, Putnam, Sullivan, Carroll, Ray	<b>FFY 2017 Amount: \$490,294</b>
<b><u>Jefferson-Franklin Community Action Corporation (JFCAC)</u></b> #2 Merchant Dr. P.O. Box 920 Hillsboro, MO 63050 Phone number: (636) 789-2686 <u>Serving Counties:</u> Franklin, Jefferson	<b>FFY 2017 Amount: \$1,082,348</b>
<b><u>Missouri Ozarks Community Action, Inc. (MOCA)</u></b> 306 South Pine Street Richland, MO 65556 Phone number: (573) 765-3263 <u>Serving Counties:</u> Camden, Crawford, Gasconade, Laclede, Maries, Miller, Phelps, Pulaski	<b>FFY 2017 Amount: \$1,489,384</b>
<b><u>Missouri Valley Community Action Agency (MVCAA)</u></b> 1415 South Odell Marshall, MO 65340-0550 Phone number: (660) 886-7476 <u>Serving Counties:</u> Carroll, Chariton, Johnson, Lafayette, Pettis, Ray, Saline	<b>FFY 2017 Amount: \$954,378</b>

**North East Community Action Corporation (NECAC)****FFY 2017 Amount: \$1,939,591**

P.O. Box 470

16 North Court Street

Bowling Green, MO 63334-0470

Phone number: (573) 324-2231

Serving Counties: Lewis, Lincoln, Macon, Marion, Monroe, Montgomery, Pike, Ralls, Randolph, Shelby, St. Charles, Warren**Community Action Partnership of Northeast Missouri (CAPNEMO)****FFY 2017 Amount: \$322,238**

215 N. Elson St.

Kirksville, MO 63501

Phone number: (660) 665-9855

Serving Counties: Adair, Clark, Knox, Scotland, Schuyler**Ozark Action, Inc. (OAI)****FFY 2017 Amount: \$1,153,271**

710 East Main

West Plains, MO 65775

Phone number: (417) 256-6147

Serving Counties: Douglas, Howell, Oregon, Ozark, Texas, Wright**Ozarks Area Community Action Corporation (OACAC)****FFY 2017 Amount: \$3,566,195**

215 South Barnes

Springfield, MO 65802-2204

Phone number: (417) 862-4314

Serving Counties: Barry, Christian, Dade, Dallas, Greene, Lawrence, Polk, Stone, Taney, Webster**Urban League of Metropolitan St. Louis****FFY 2017 Amount: \$3,196,645**

3701 Grandel Square

St. Louis, MO 63108-3627

314-615-3640

**South Central Missouri Community Action Agency (SCMCAA)****FFY 2017 Amount: \$1,076,181**

P.O. Box 6

Old Alton Road

Winona, MO 65588-0006

Phone number: (573) 325-4255

Serving Counties: Butler, Carter, Dent, Reynolds, Ripley, Shannon, Wayne

**United Services Community Action Agency (USCAA)**

**FFY 2017 Amount: \$4,011,779**

6323 Manchester

Kansas City, MO 64133-4717

Phone number: (816) 358-6868

Serving Counties: Clay, Jackson, Platte

**West Central Missouri Community Action Agency (WCMCAA)**

**FFY 2017 Amount: \$1,270,448**

P.O. Box 125

106 West 4th Street

Appleton City, Mo 64724-0125

Phone number: (660) 476-2185

Serving Counties: Bates, Benton, Cass, Cedar, Henry, Hickory, Morgan, St. Clair, Vernon

**Total LIHEAP Contract Amount: \$30,853,554**

**Note:** Contract amounts are subject to change depending on the final LIHEAP grant award for Missouri.



# CORE DECISION ITEM

Department: Social Services  
Division: Family Support Division  
Core: Utilicare Transfer

Budget Unit: 90174C  
HB Section: 11.160

## 1. CORE FINANCIAL SUMMARY

### FY 2018 Budget Request

	GR	Federal	Other	Total	E
PS					
EE					
PSD					
TRF	4,000,000			4,000,000	
Total	4,000,000			4,000,000	

FTE 0.00

Est. Fringe	0	0	0	0
-------------	---	---	---	---

Note: Fringes budgeted in House Bill 5 except for certain fringes budgeted directly to MoDOT, Highway Patrol, and Conservation.

Other Funds:

### FY 2018 Governor's Recommendation

	GR	Federal	Other	Total	E
PS					
EE					
PSD					
TRF	0			0	
Total	0			0	

FTE 0.00

Est. Fringe	0	0	0	0
-------------	---	---	---	---

Note: Fringes budgeted in House Bill 5 except for certain fringes budgeted directly to MoDOT, Highway Patrol, and Conservation.

Other Funds:

## 2. CORE DESCRIPTION

Transfers funds from General Revenue to the Utilicare Stabilization Fund.

## 3. PROGRAM LISTING (list programs included in this core funding)

Utilicare Transfer

# CORE DECISION ITEM

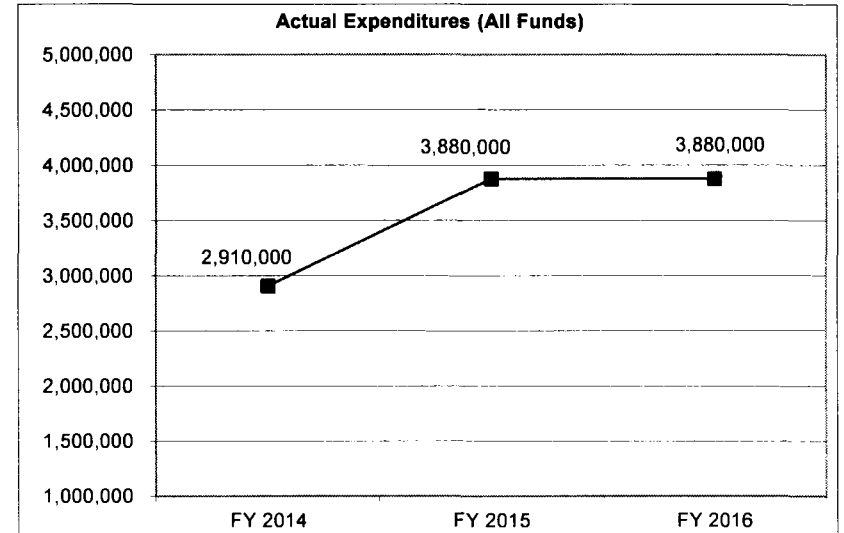
Department: Social Services  
Division: Family Support Division  
Core: Utilicare Transfer

Budget Unit: 90174C

HB Section: 11.160

## 4. FINANCIAL HISTORY

	FY 2014 Actual	FY 2015 Actual	FY 2016 Actual	FY 2017 Current Yr.
Appropriation (All Funds)	3,000,000	4,000,000	4,000,000	4,000,000
Less Reverted (All Funds)	(90,000)	(120,000)	(120,000)	N/A
Budget Authority (All Funds)	2,910,000	3,880,000	3,880,000	N/A
Actual Expenditures (All Funds)	2,910,000	3,880,000	3,880,000	N/A
Unexpended (All Funds)	0	0	0	N/A
Unexpended, by Fund:				
General Revenue	0	0	0	N/A
Federal	0	0	0	N/A
Other	0	0	0	N/A
	(1)			



Reverted includes Governor's standard 3 percent reserve (when applicable) and any extraordinary expenditure restrictions.

### NOTES:

(1) Utilicare funding was appropriated through Supplemental HB 14.279.

## CORE RECONCILIATION DETAIL

### DEPARTMENT OF SOCIAL SERVICES UTILICARE TRANSFER

#### 5. CORE RECONCILIATION DETAIL

	Budget Class	FTE	GR	Federal	Other	Total	Explanation
<b>TAFP AFTER VETOES</b>							
	TRF	0.00	4,000,000	0	0	4,000,000	
	<b>Total</b>	<b>0.00</b>	<b>4,000,000</b>	<b>0</b>	<b>0</b>	<b>4,000,000</b>	
<b>DEPARTMENT CORE REQUEST</b>							
	TRF	0.00	4,000,000	0	0	4,000,000	
	<b>Total</b>	<b>0.00</b>	<b>4,000,000</b>	<b>0</b>	<b>0</b>	<b>4,000,000</b>	
<b>GOVERNOR'S ADDITIONAL CORE ADJUSTMENTS</b>							
Core Reduction	1625 T482 TRF	0.00	(4,000,000)	0	0	(4,000,000)	FY 18 core reduction
<b>NET GOVERNOR CHANGES</b>		<b>0.00</b>	<b>(4,000,000)</b>	<b>0</b>	<b>0</b>	<b>(4,000,000)</b>	
<b>GOVERNOR'S RECOMMENDED CORE</b>							
	TRF	0.00	0	0	0	0	
	<b>Total</b>	<b>0.00</b>	<b>0</b>	<b>0</b>	<b>0</b>	<b>0</b>	

## DECISION ITEM SUMMARY

Budget Unit									
Decision Item	FY 2016	FY 2016	FY 2017	FY 2017	FY 2018	FY 2018	FY 2018	FY 2018	
Budget Object Summary	ACTUAL	ACTUAL	BUDGET	BUDGET	DEPT REQ	DEPT REQ	GOV REC	GOV REC	
Fund	DOLLAR	FTE	DOLLAR	FTE	DOLLAR	FTE	DOLLAR	FTE	
<b>UTILICARE TRANSFER</b>									
<b>CORE</b>									
FUND TRANSFERS									
GENERAL REVENUE	3,880,000	0.00	4,000,000	0.00	4,000,000	0.00	0	0.00	
TOTAL - TRF	3,880,000	0.00	4,000,000	0.00	4,000,000	0.00	0	0.00	
<b>TOTAL</b>	<b>3,880,000</b>	<b>0.00</b>	<b>4,000,000</b>	<b>0.00</b>	<b>4,000,000</b>	<b>0.00</b>	<b>0</b>	<b>0.00</b>	
<b>GRAND TOTAL</b>	<b>\$3,880,000</b>	<b>0.00</b>	<b>\$4,000,000</b>	<b>0.00</b>	<b>\$4,000,000</b>	<b>0.00</b>	<b>\$0</b>	<b>0.00</b>	



# DECISION ITEM DETAIL

Budget Unit	FY 2016	FY 2016	FY 2017	FY 2017	FY 2018	FY 2018	FY 2018	FY 2018
Decision Item	ACTUAL	ACTUAL	BUDGET	BUDGET	DEPT REQ	DEPT REQ	GOV REC	GOV REC
Budget Object Class	DOLLAR	FTE	DOLLAR	FTE	DOLLAR	FTE	DOLLAR	FTE
UTILICARE TRANSFER								
CORE								
TRANSFERS OUT	3,880,000	0.00	4,000,000	0.00	4,000,000	0.00	0	0.00
TOTAL - TRF	3,880,000	0.00	4,000,000	0.00	4,000,000	0.00	0	0.00
GRAND TOTAL	\$3,880,000	0.00	\$4,000,000	0.00	\$4,000,000	0.00	\$0	0.00
GENERAL REVENUE	\$3,880,000	0.00	\$4,000,000	0.00	\$4,000,000	0.00		0.00
FEDERAL FUNDS	\$0	0.00	\$0	0.00	\$0	0.00		0.00
OTHER FUNDS	\$0	0.00	\$0	0.00	\$0	0.00		0.00

## PROGRAM DESCRIPTION

Department: Social Services  
Program Name: Utilicare Transfer

Budget Unit: 90174C

Program is found in the following core budget(s): Utilicare Transfer

HB Section: 11.160

### 1. What does this program do?

This appropriation transfers funds from the General Revenue fund to the Utilicare Stabilization fund. The Utilicare Stabilization fund serves to distribute funds to provide financial assistance to elderly, disabled and qualified individual households for the payment of charges for primary and secondary heating and cooling sources for the household. A portion of this funding is applied to the Low Income Weatherization Assistance Program (LIWAP) to assist in reducing utility costs.

### 2. What is the authorization for this program, i.e., federal or state statute, etc.? (Include the federal program number, if applicable.)

State Statute RSMo. 660.110 through 660.136.

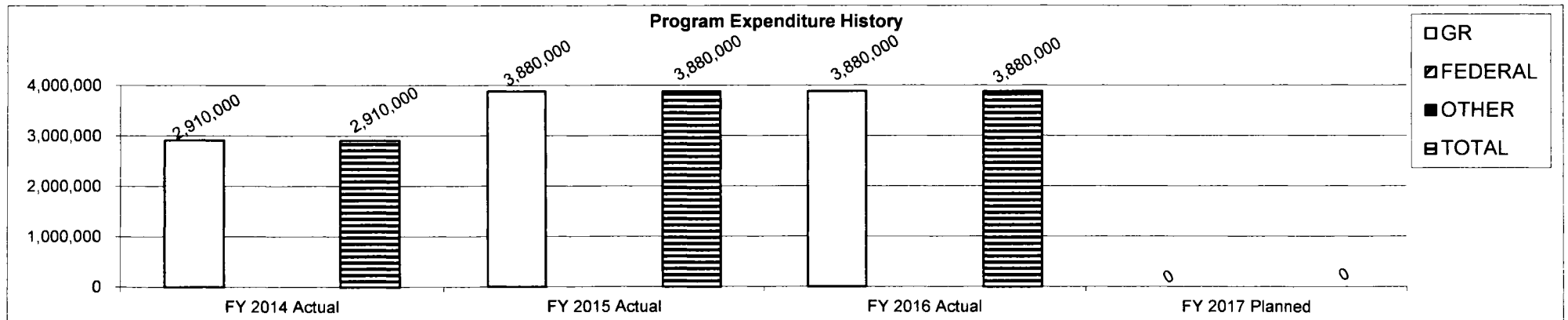
### 3. Are there federal matching requirements? If yes, please explain.

No.

### 4. Is this a federally mandated program? If yes, please explain.

No.

### 5. Provide actual expenditures for the prior three fiscal years and planned expenditures for the current fiscal year.



Planned FY 2017 expenditures are net of reverted and reserve.

## PROGRAM DESCRIPTION

**Department: Social Services**

**Budget Unit: 90174C**

**Program Name: Utilicare Transfer**

**Program is found in the following core budget(s): Utilicare Transfer**

**HB Section: 11.160**

**6. What are the sources of the "Other " funds?**

N/A

**7a. Provide an effectiveness measure.**

N/A

**7b. Provide an efficiency measure.**

N/A

**7c. Provide the number of clients/individuals served, if applicable.**

N/A

**7d. Provide a customer satisfaction measure, if available.**

N/A



# CORE DECISION ITEM

Department: Social Services  
Division: Family Support Division  
Core: Utilicare Stabilization

Budget Unit: 90175C  
HB Section: 11.160

## 1. CORE FINANCIAL SUMMARY

FY 2018 Budget Request						FY 2018 Governor's Recommendation					
	GR	Federal	Other	Total	E		GR	Federal	Other	Total	E
PS						PS					
EE						EE					
PSD			4,000,000	4,000,000		PSD			0	0	
TRF						TRF					
Total			4,000,000	4,000,000		Total			0	0	
FTE				0.00		FTE				0.00	

<b>Est. Fringe</b>	0	0	0	0
<i>Note: Fringes budgeted in House Bill 5 except for certain fringes budgeted directly to MoDOT, Highway Patrol, and Conservation.</i>				

<b>Est. Fringe</b>	0	0	0	0
<i>Note: Fringes budgeted in House Bill 5 except for certain fringes budgeted directly to MoDOT, Highway Patrol, and Conservation.</i>				

Other Funds: Utilicare Stabilization (0134)

Other Funds:

## 2. CORE DESCRIPTION

Utilicare serves to distribute funds to provide financial assistance to elderly, disabled and qualified individual households for the payment of charges for primary and secondary heating and cooling sources for the household. A portion of this funding is applied to the Low Income Weatherization Assistance Program (LIWAP) to assist in reducing utility costs.

## 3. PROGRAM LISTING (list programs included in this core funding)

Utilicare Stabilization

# **CORE DECISION ITEM**

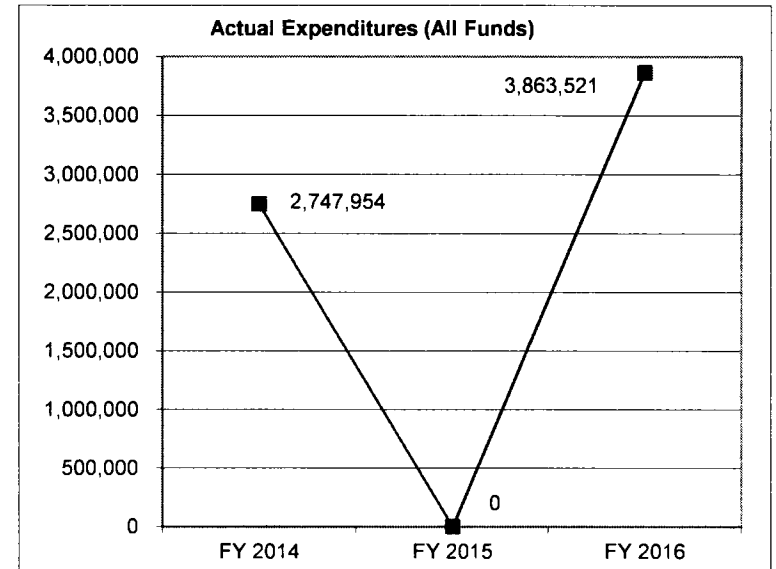
**Department: Social Services**  
**Division: Family Support Division**  
**Core: Utilicare Stabilization**

**Budget Unit: 90175C**

**HB Section: 11.160**

## **4. FINANCIAL HISTORY**

	<b>FY 2014 Actual</b>	<b>FY 2015 Actual</b>	<b>FY 2016 Actual</b>	<b>FY 2017 Current Yr.</b>
Appropriation (All Funds)	3,000,000	4,000,000	4,000,000	4,000,000
Less Reverted (All Funds)	0	0	0	N/A
Less Restricted (All Funds)	0	0	0	
Budget Authority (All Funds)	3,000,000	4,000,000	4,000,000	N/A
Actual Expenditures (All Funds)	2,747,954	0	3,863,521	N/A
Unexpended (All Funds)	252,046	4,000,000	136,479	N/A
Unexpended, by Fund:				
General Revenue		0	0	N/A
Federal	0	0	0	N/A
Other	252,046	4,000,000	136,479	N/A
	<b>(1)</b>	<b>(2)</b>		



Reverted includes the statutory three percent reserve (when applicable).

Restricted includes any Governor's Expenditure Restriction (when applicable).

### **NOTES:**

**(1)** Utilicare funding was appropriated through Supplemental HB 14.279.

**(2)** There was an expenditure restriction in FY 2015 which was released in June, 2015.

**CORE RECONCILIATION DETAIL**

**DEPARTMENT OF SOCIAL SERVICES  
ENERGY ASSISTANCE**

**5. CORE RECONCILIATION DETAIL**

		Budget Class	FTE	GR	Federal	Other	Total	Explanation
<b>TAFP AFTER VETOES</b>								
	PD		0.00	0	0	4,000,000	4,000,000	
	<b>Total</b>		<b>0.00</b>	<b>0</b>	<b>0</b>	<b>4,000,000</b>	<b>4,000,000</b>	
<b>DEPARTMENT CORE REQUEST</b>								
	PD		0.00	0	0	4,000,000	4,000,000	
	<b>Total</b>		<b>0.00</b>	<b>0</b>	<b>0</b>	<b>4,000,000</b>	<b>4,000,000</b>	
<b>GOVERNOR'S ADDITIONAL CORE ADJUSTMENTS</b>								
Core Reduction	1785 2523	PD	0.00	0	0	(4,000,000)	(4,000,000)	FY 18 core reduction
<b>NET GOVERNOR CHANGES</b>			<b>0.00</b>	<b>0</b>	<b>0</b>	<b>(4,000,000)</b>	<b>(4,000,000)</b>	
<b>GOVERNOR'S RECOMMENDED CORE</b>								
	PD		0.00	0	0	0	0	
	<b>Total</b>		<b>0.00</b>	<b>0</b>	<b>0</b>	<b>0</b>	<b>0</b>	

## DECISION ITEM SUMMARY

Budget Unit									
Decision Item	FY 2016	FY 2016	FY 2017	FY 2017	FY 2018	FY 2018	FY 2018	FY 2018	
Budget Object Summary	ACTUAL	ACTUAL	BUDGET	BUDGET	DEPT REQ	DEPT REQ	GOV REC	GOV REC	
Fund	DOLLAR	FTE	DOLLAR	FTE	DOLLAR	FTE	DOLLAR	FTE	
<b>ENERGY ASSISTANCE</b>									
<b>CORE</b>									
PROGRAM-SPECIFIC									
UTILICARE STABILIZATION	3,863,521	0.00	4,000,000	0.00	4,000,000	0.00	0	0.00	
TOTAL - PD	3,863,521	0.00	4,000,000	0.00	4,000,000	0.00	0	0.00	
<b>TOTAL</b>	<b>3,863,521</b>	<b>0.00</b>	<b>4,000,000</b>	<b>0.00</b>	<b>4,000,000</b>	<b>0.00</b>	<b>0</b>	<b>0.00</b>	
<b>GRAND TOTAL</b>	<b>\$3,863,521</b>	<b>0.00</b>	<b>\$4,000,000</b>	<b>0.00</b>	<b>\$4,000,000</b>	<b>0.00</b>	<b>\$0</b>	<b>0.00</b>	



# DECISION ITEM DETAIL

Budget Unit	FY 2016	FY 2016	FY 2017	FY 2017	FY 2018	FY 2018	FY 2018	FY 2018
Decision Item	ACTUAL	ACTUAL	BUDGET	BUDGET	DEPT REQ	DEPT REQ	GOV REC	GOV REC
Budget Object Class	DOLLAR	FTE	DOLLAR	FTE	DOLLAR	FTE	DOLLAR	FTE
<b>ENERGY ASSISTANCE</b>								
<b>CORE</b>								
PROGRAM DISTRIBUTIONS	3,863,521	0.00	4,000,000	0.00	4,000,000	0.00	0	0.00
TOTAL - PD	3,863,521	0.00	4,000,000	0.00	4,000,000	0.00	0	0.00
<b>GRAND TOTAL</b>	<b>\$3,863,521</b>	<b>0.00</b>	<b>\$4,000,000</b>	<b>0.00</b>	<b>\$4,000,000</b>	<b>0.00</b>	<b>\$0</b>	<b>0.00</b>
GENERAL REVENUE	\$0	0.00	\$0	0.00	\$0	0.00		0.00
FEDERAL FUNDS	\$0	0.00	\$0	0.00	\$0	0.00		0.00
OTHER FUNDS	\$3,863,521	0.00	\$4,000,000	0.00	\$4,000,000	0.00		0.00

## PROGRAM DESCRIPTION

**Department:** Social Services

**HB Section:** 11.160

**Program Name:** Utilicare Stabilization

**Program is found in the following core budget(s):** Energy Assistance

### 1. What does this program do?

Utilicare Stabilization funding is used to pay the expenses of reconnecting or maintaining services to households that have their primary or secondary heating or cooling source disconnected. Utilicare funding is also applied to the Low Income Weatherization Assistance Program (LIWAP) to assist in reducing utility costs for low income households.

Funding in the utilicare appropriation is used for the purposes established by the Federal Low Income Home Energy Assistance Program. In FY 17, this funding is being used for the Energy Crisis Intervention Program (ECIP) and LIWAP (\$388,000). Please see the attachment for agencies and contracted ECIP amounts.

### 2. What is the authorization for this program, i.e., federal or state statute, etc.? (Include the federal program number, if applicable.)

State Statute RSMo. 660.110 through 660.136.

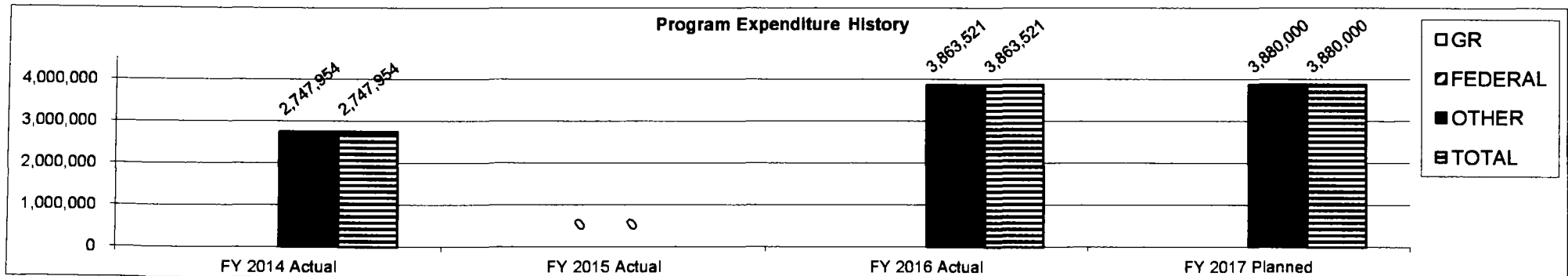
### 3. Are there federal matching requirements? If yes, please explain.

No.

### 4. Is this a federally mandated program? If yes, please explain.

No.

### 5. Provide actual expenditures for the prior three fiscal years and planned expenditures for the current fiscal year.



Planned FY 2017 expenditures are net of reverted and reserve.

## PROGRAM DESCRIPTION

Department: Social Services

HB Section: 11.160

Program Name: Utilicare Stabilization

Program is found in the following core budget(s): Energy Assistance

**6. What are the sources of the "Other " funds?**

Utilicare Stablization

**7a. Provide an effectiveness measure.**

N/A

**7b. Provide an efficiency measure.**

N/A

**7c. Provide the number of clients/individuals served, if applicable.**

12,605 ECIP and 163 LIWAP households were served with the FY 2016 appropriation authority.

**7d. Provide a customer satisfaction measure, if available.**

N/A

<b>UTILICARE CONTRACTORS</b> <b>Utilicare Estimated Contract Awards</b>
--

**Central Missouri Community Action (CMCA)****FFY 2017 Amount: \$189,441**

807B North Providence Road

Columbia, MO 65203-4359

Phone number: (573) 443-8706

Serving Counties: Audrain, Boone, Callaway, Cole, Cooper, Howard, Moniteau, Osage**Community Action Agency of St. Louis County (CAASTLC)****FFY 2017 Amount: \$368,406**

2709 Woodson Road

St. Louis, MO 63114

Phone number: (314) 863-0015

Serving Counties: St. Louis County**Community Action Partnership of St. Joseph (CAPSJOE)****FFY 2017 Amount: \$76,650**

P.O. Box 3068

817 Monterey Street

St. Joseph, MO 64503-3068

Phone number: (816) 233-8281

Serving Counties: Andrew, Buchanan, Clinton, Dekalb**Community Services, Inc. of Northwest Missouri (CSI)****FFY 2017 Amount: \$26,190**

P.O. Box 328

1212B South Main

Maryville, MO 64468-0328

Phone number: (660) 582-3113

Serving Counties: Atchison, Gentry, Holt, Nodaway, Worth**Delta Area Economic Opportunity Corporation (DAEOC)****FFY 2017 Amount: \$193,457**

99 Skyview Road

Portageville, MO 63873

Phone number: (573) 379-3851

Serving Counties: Dunklin, Mississippi, New Madrid, Pemiscot, Scott, Stoddard

**East Missouri Action Agency (EMAA)****FFY 2017 Amount: \$172,680**

107 Industrial Drive

Park Hills, MO 63601

Phone number: (573) 431-5191

Serving Counties: Bollinger, Cape Girardeau, Iron, Madison, Perry, St. Francois, Ste. Genevieve, Washington**Economic Security Corporation of the Southwest Area (ESC)****FFY 2017 Amount: \$139,680**

P.O. Box 207

302 South Joplin Street

Joplin, MO 64802-0207

Phone number: (417) 781-0352

Serving Counties: Barton, Jasper, McDonald, Newton**Community Action Partnership of North Central Missouri (CAPNCM)****FFY 2017 Amount: \$55,524**

1506 Oklahoma Avenue

Trenton, MO 64683-0278

Phone number: (660) 359-3907

Serving Counties: Caldwell, Daviess, Grundy, Harrison, Linn, Livingston, Mercer, Putnam, Sullivan, Carroll, Ray**Jefferson-Franklin Community Action Corporation (JFCAC)****FFY 2017 Amount: \$122,570**

#2 Merchant Dr.

P.O. Box 920

Hillsboro, MO 63050

Phone number: (636) 789-2686

Serving Counties: Franklin, Jefferson**Missouri Ozarks Community Action, Inc. (MOCA)****FFY 2017 Amount: \$168,664**

306 South Pine Street

Richland, MO 65556

Phone number: (573) 765-3263

Serving Counties: Camden, Crawford, Gasconade, Laclede, Maries, Miller, Phelps, Pulaski**Missouri Valley Community Action Agency (MVCAA)****FFY 2017 Amount: \$108,077**

1415 South Odell

Marshall, MO 65340-0550

Phone number: (660) 886-7476

Serving Counties: Carroll, Chariton, Johnson, Lafayette, Pettis, Ray, Saline

**North East Community Action Corporation (NECAC)****FFY 2017 Amount: \$219,646**

P.O. Box 470

16 North Court Street

Bowling Green, MO 63334-0470

Phone number: (573) 324-2231

Serving Counties: Lewis, Lincoln, Macon, Marion, Monroe, Montgomery, Pike, Ralls, Randolph, Shelby, St. Charles, Warren**Community Action Partnership of Northeast Missouri (CAPNEMO)****FFY 2017 Amount: \$36,491**

215 N. Elson St.

Kirksville, MO 63501

Phone number: (660) 665-9855

Serving Counties: Adair, Clark, Knox, Scotland, Schuyler**Ozark Action, Inc. (OAI)****FFY 2017 Amount: \$130,601**

710 East Main

West Plains, MO 65775

Phone number: (417) 256-6147

Serving Counties: Douglas, Howell, Oregon, Ozark, Texas, Wright**Ozarks Area Community Action Corporation (OACAC)****FFY 2017 Amount: \$403,850**

215 South Barnes

Springfield, MO 65802-2204

Phone number: (417) 862-4314

Serving Counties: Barry, Christian, Dade, Dallas, Greene, Lawrence, Polk, Stone, Taney, Webster**Urban League of Metropolitan St. Louis****FFY 2017 Amount: \$360,026**

3701 Grandel Square

St. Louis, MO 63108-3627

314-615-3640

**South Central Missouri Community Action Agency (SCMCAA)****FFY 2017 Amount: \$121,870**

P.O. Box 6

Old Alton Road

Winona, MO 65588-0006

Phone number: (573) 325-4255

Serving Counties: Butler, Carter, Dent, Reynolds, Ripley, Shannon, Wayne

**United Services Community Action Agency (USCAA)**

6323 Manchester

Kansas City, MO 64133-4717

Phone number: (816) 358-6868

Serving Counties: Clay, Jackson, Platte

**FFY 2017 Amount: \$454,307**

**West Central Missouri Community Action Agency (WCMCAA)**

P.O. Box 125

106 West 4th Street

Appleton City, Mo 64724-0125

Phone number: (660) 476-2185

Serving Counties: Bates, Benton, Cass, Cedar, Henry, Hickory, Morgan, St. Clair, Vernon

**FFY 2017 Amount: \$143,870**

**Total Utilicare Contract Amount: \$3,492,000**

Note: There is an MOU with the Department of Economic Development for \$388,000.





# CORE DECISION ITEM

Department: Social Services  
Division: Family Support  
Core: Domestic Violence

Budget Unit: 90230C  
HB Section: 11.165

## 1. CORE FINANCIAL SUMMARY

FY 2018 Budget Request						FY 2018 Governor's Recommendation					
	GR	Federal	Other	Total	E		GR	Federal	Other	Total	E
PS						PS					
EE	50,000	50,000		100,000		EE	50,000	50,000		100,000	
PSD	4,700,000	3,666,524		8,366,524		PSD	4,700,000	3,666,524		8,366,524	
TRF						TRF					
Total	4,750,000	3,716,524		8,466,524		Total	4,750,000	3,716,524		8,466,524	
FTE				0.00		FTE				0.00	

<b>Est. Fringe</b>	0	0	0	0
Note: Fringes budgeted in House Bill 5 except for certain fringes budgeted directly to MoDOT, Highway Patrol, and Conservation.				

<b>Est. Fringe</b>	0	0	0	0
Note: Fringes budgeted in House Bill 5 except for certain fringes budgeted directly to MoDOT, Highway Patrol, and Conservation.				

Other Funds:

Other Funds:

## 2. CORE DESCRIPTION

The Domestic Violence Program provides funding on a contractual basis to domestic violence shelters and programs throughout the state. These shelters provide residential facilities and support services for victims of domestic violence and their children.

## 3. PROGRAM LISTING (list programs included in this core funding)

Domestic Violence

# **CORE DECISION ITEM**

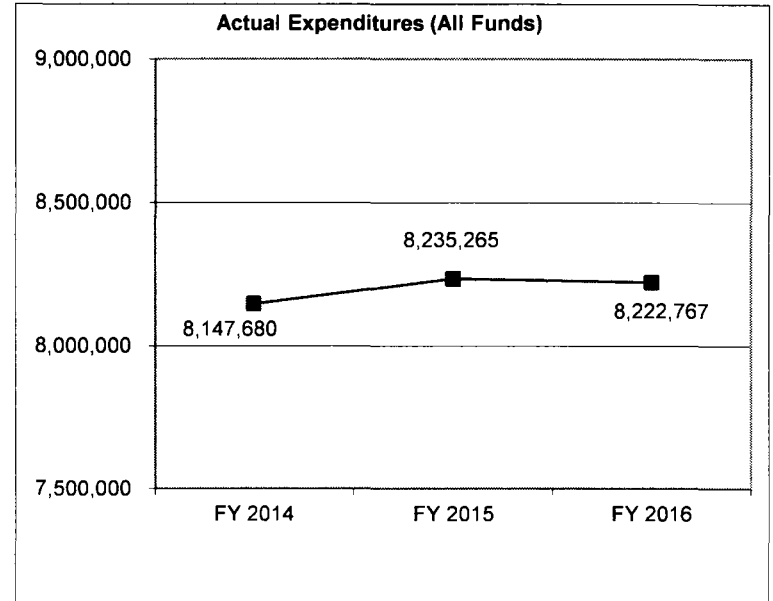
**Department: Social Services**  
**Division: Family Support**  
**Core: Domestic Violence**

**Budget Unit: 90230C**

**HB Section: 11.165**

## **4. FINANCIAL HISTORY**

	<b>FY 2014 Actual</b>	<b>FY 2015 Actual</b>	<b>FY 2016 Actual</b>	<b>FY 2017 Current Yr.</b>
Appropriation (All Funds)	8,466,524	8,466,524	8,466,524	8,466,524
Less Reverted (All Funds)	(142,500)	(142,500)	(142,500)	N/A
Less Restricted (All Funds)	0	0	0	N/A
Budget Authority (All Funds)	8,324,024	8,324,024	8,324,024	N/A
Actual Expenditures (All Funds)	8,147,680	8,235,265	8,222,767	N/A
Unexpended (All Funds)	176,344	88,759	101,257	N/A
Unexpended, by Fund:				
General Revenue	0	0	0	N/A
Federal	176,344	88,759	101,257	N/A
Other	0	0	0	N/A
(1)				



Reverted includes Governor's standard 3 percent reserve (when applicable) and any extraordinary expenditure restrictions.

### **NOTES:**

**(1)** FY2014--Increase of \$1.9 million in additional federal authority.

## CORE RECONCILIATION DETAIL

### DEPARTMENT OF SOCIAL SERVICES DOMESTIC VIOLENCE

#### 5. CORE RECONCILIATION DETAIL

				Budget Class	FTE	GR	Federal	Other	Total	Explanation
<b>TAFP AFTER VETOES</b>				EE	0.00	4,750,000	3,716,524	0	8,466,524	
				<b>Total</b>	<b>0.00</b>	<b>4,750,000</b>	<b>3,716,524</b>	<b>0</b>	<b>8,466,524</b>	
<b>DEPARTMENT CORE ADJUSTMENTS</b>										
Core Reallocation	584	9818	EE	0.00	0	(2,091,524)		0	(2,091,524)	Core reallocation will more closely align with planned expenditures.
Core Reallocation	584	0766	EE	0.00	(4,700,000)		0	0	(4,700,000)	Core reallocation will more closely align with planned expenditures.
Core Reallocation	584	8782	EE	0.00	0	(1,575,000)		0	(1,575,000)	Core reallocation will more closely align with planned expenditures.
Core Reallocation	584	9818	PD	0.00	0		2,091,524	0	2,091,524	Core reallocation will more closely align with planned expenditures.
Core Reallocation	584	8782	PD	0.00	0		1,575,000	0	1,575,000	Core reallocation will more closely align with planned expenditures.
Core Reallocation	584	0766	PD	0.00	4,700,000		0	0	4,700,000	Core reallocation will more closely align with planned expenditures.
<b>NET DEPARTMENT CHANGES</b>					<b>0.00</b>	<b>0</b>	<b>0</b>	<b>0</b>	<b>0</b>	
<b>DEPARTMENT CORE REQUEST</b>										
			EE	0.00		50,000	50,000	0	100,000	
			PD	0.00		4,700,000	3,666,524	0	8,366,524	
			<b>Total</b>	<b>0.00</b>		<b>4,750,000</b>	<b>3,716,524</b>	<b>0</b>	<b>8,466,524</b>	
<b>GOVERNOR'S RECOMMENDED CORE</b>										
			EE	0.00		50,000	50,000	0	100,000	

---

**CORE RECONCILIATION DETAIL**

---

**DEPARTMENT OF SOCIAL SERVICES  
DOMESTIC VIOLENCE**

---

**5. CORE RECONCILIATION DETAIL**

---

	<b>Budget Class</b>	<b>FTE</b>	<b>GR</b>	<b>Federal</b>	<b>Other</b>	<b>Total</b>	<b>Explanation</b>
<b>GOVERNOR'S RECOMMENDED CORE</b>							
	PD	0.00	4,700,000	3,666,524	0	8,366,524	
	<b>Total</b>	<b>0.00</b>	<b>4,750,000</b>	<b>3,716,524</b>	<b>0</b>	<b>8,466,524</b>	

## DECISION ITEM SUMMARY

Budget Unit									
Decision Item	FY 2016	FY 2016	FY 2017	FY 2017	FY 2018	FY 2018	FY 2018	FY 2018	
Budget Object Summary	ACTUAL	ACTUAL	BUDGET	BUDGET	DEPT REQ	DEPT REQ	GOV REC	GOV REC	
Fund	DOLLAR	FTE	DOLLAR	FTE	DOLLAR	FTE	DOLLAR	FTE	
<b>DOMESTIC VIOLENCE</b>									
<b>CORE</b>									
EXPENSE & EQUIPMENT									
GENERAL REVENUE	4,607,500	0.00	4,750,000	0.00	50,000	0.00	50,000	0.00	
TEMP ASSIST NEEDY FAM FEDERAL	1,541,011	0.00	1,600,000	0.00	25,000	0.00	25,000	0.00	
DEPT OF SOC SERV FEDERAL & OTH	2,074,256	0.00	2,116,524	0.00	25,000	0.00	25,000	0.00	
TOTAL - EE	8,222,767	0.00	8,466,524	0.00	100,000	0.00	100,000	0.00	
PROGRAM-SPECIFIC									
GENERAL REVENUE	0	0.00	0	0.00	4,700,000	0.00	4,700,000	0.00	
TEMP ASSIST NEEDY FAM FEDERAL	0	0.00	0	0.00	1,575,000	0.00	1,575,000	0.00	
DEPT OF SOC SERV FEDERAL & OTH	0	0.00	0	0.00	2,091,524	0.00	2,091,524	0.00	
TOTAL - PD	0	0.00	0	0.00	8,366,524	0.00	8,366,524	0.00	
<b>TOTAL</b>	<b>8,222,767</b>	<b>0.00</b>	<b>8,466,524</b>	<b>0.00</b>	<b>8,466,524</b>	<b>0.00</b>	<b>8,466,524</b>	<b>0.00</b>	
<b>Domestic Violence Core Inc - 1886034</b>									
PROGRAM-SPECIFIC									
GENERAL REVENUE	0	0.00	0	0.00	0	0.00	250,000	0.00	
TOTAL - PD	0	0.00	0	0.00	0	0.00	250,000	0.00	
<b>TOTAL</b>	<b>0</b>	<b>0.00</b>	<b>0</b>	<b>0.00</b>	<b>0</b>	<b>0.00</b>	<b>250,000</b>	<b>0.00</b>	
<b>GRAND TOTAL</b>	<b>\$8,222,767</b>	<b>0.00</b>	<b>\$8,466,524</b>	<b>0.00</b>	<b>\$8,466,524</b>	<b>0.00</b>	<b>\$8,716,524</b>	<b>0.00</b>	

# DECISION ITEM DETAIL

Budget Unit	FY 2016	FY 2016	FY 2017	FY 2017	FY 2018	FY 2018	FY 2018	FY 2018
Decision Item	ACTUAL	ACTUAL	BUDGET	BUDGET	DEPT REQ	DEPT REQ	GOV REC	GOV REC
Budget Object Class	DOLLAR	FTE	DOLLAR	FTE	DOLLAR	FTE	DOLLAR	FTE
<b>DOMESTIC VIOLENCE</b>								
<b>CORE</b>								
PROFESSIONAL SERVICES	8,222,767	0.00	8,466,524	0.00	100,000	0.00	100,000	0.00
TOTAL - EE	8,222,767	0.00	8,466,524	0.00	100,000	0.00	100,000	0.00
PROGRAM DISTRIBUTIONS	0	0.00	0	0.00	8,366,524	0.00	8,366,524	0.00
TOTAL - PD	0	0.00	0	0.00	8,366,524	0.00	8,366,524	0.00
<b>GRAND TOTAL</b>	<b>\$8,222,767</b>	<b>0.00</b>	<b>\$8,466,524</b>	<b>0.00</b>	<b>\$8,466,524</b>	<b>0.00</b>	<b>\$8,466,524</b>	<b>0.00</b>
GENERAL REVENUE	\$4,607,500	0.00	\$4,750,000	0.00	\$4,750,000	0.00	\$4,750,000	0.00
FEDERAL FUNDS	\$3,615,267	0.00	\$3,716,524	0.00	\$3,716,524	0.00	\$3,716,524	0.00
OTHER FUNDS	\$0	0.00	\$0	0.00	\$0	0.00	\$0	0.00

## PROGRAM DESCRIPTION

**Department: Social Services**

**HB Section:**

**11.165**

**Program Name: Domestic Violence**

**Program is found in the following core budget(s): Domestic Violence**

### 1. What does this program do?

The Domestic Violence Program provides funding on a contractual basis to domestic violence shelters and programs throughout the state. The Division currently has 78 contractors. Most of these receive contracts that are both state and/or TANF funded as well as federally funded. Some receive state-only contracts. These shelters provide residential facilities or transitional housing (through state appropriations only) for victims of domestic violence. The shelter must be capable of providing care (including provision of free daily meals) 24 hours a day, 7 days a week. The shelter must also assure a safe and protective environment for the victim and the victim's dependent children.

In addition, shelters must provide support services. Examples of support services include but are not limited to Hotline Calls, Crisis Intervention, Case Management, Legal Advocacy, Professional Therapy, Support Group and Community Education. A brief explanation of these services follows:

#### Hotline Calls

Crisis Intervention, information and referral services provided 24 hours per day, seven days per week by qualified, trained staff or volunteers.

#### Crisis Intervention

Interactions and activities performed by telephone or in person by qualified, trained staff or volunteers with an individual in crisis to stabilize emotions, clarify issues and provide support and assistance to help explore options for resolution of the individual's self-defined crisis and needs.

#### Case Management

Tangible, goal-directed interactions, advocacy and assistance provided to a service recipient to obtain needed services, develop short and long-term resources and safety plans, to provide transportation and to provide facilitation and communication support to assist a recipient in need of services from multiple service providers.

#### Legal Advocacy

The provision of information, support, assistance, accompaniment and intervention to the victim of domestic violence with any aspect of the civil or criminal legal system on behalf of a service recipient by qualified, trained staff or volunteers.

#### Professional Therapy

Face-to-face, goal-oriented services, specific to domestic violence, provided to individuals by a Missouri licensed or provisionally licensed counselor, psychologist or social worker who has specific training in addressing issues of domestic and/or sexual violence. This service is provided to both adults and children.

#### Support Group

Interactive group sessions that may be non-directed or topic oriented, informational and educational, supplied in conjunction with a plan of care and facilitated by a qualified, trained staff or volunteer who has specific training addressing issues of domestic and/or sexual violence. This service is provided to both adults and children.

#### Community Education and Public Awareness (through federal appropriations only)

Presentations of information, technical assistance and outreach or training about domestic violence and/or services related to victims of domestic violence, family violence and dating violence to increase awareness.

## PROGRAM DESCRIPTION

**Department: Social Services**

**HB Section:**

**11.165**

**Program Name: Domestic Violence**

**Program is found in the following core budget(s): Domestic Violence**

**Prevention Services (through federal appropriations only)**

Activities that prevent the occurrence of domestic violence which work to change the behaviors, beliefs, attitudes and knowledge of communities to prevent violence including activities such as training for professionals, mentoring programs, community mobilization, social marketing campaigns, bystander intervention and employment training.

**Interpreting and Translation Services (through federal appropriations only)**

Facilitates communication with individuals who speak a primary language other than English and/or individuals who are deaf or hard of hearing.

**Batterer Intervention (through federal appropriations only)**

The provision of group sessions for those who batter their intimate partners based on a specific model of intervention.

**Advocacy/Case Management (through federal appropriation only)**

Activities may include, but are not limited to: personal advocacy, housing advocacy, medical advocacy, transportation, child care, job training, parenting education, developing safety plans and assistance in accessing financial assistance programs.

**2. What is the authorization for this program, i.e., federal or state statute, etc.? (Include the federal program number, if applicable.)**

Missouri Statute – 455 and 210 RSMo. Federal Statute - The Family Violence Prevention and Services Act (FVPSA) Grants for Battered Women's Shelters/Grants to States is under the Catalog of Federal Domestic Assistance (CFDA) Number 93.671. FVPSA is awarded under the Title III of the Child Abuse Amendments of 1984 (Public Law [Pub. L] 98-457, 42 United States Code [U.S.C.] 10404 (a) (4)) The Act was most recently amended by Section 201 of the Child Abuse Prevention and Treatment Act (CAPTA) Reauthorization Act of 2010, Pub. L. 111-320.

**3. Are there federal matching requirements? If yes, please explain.**

No. State only funding is tracked separately from the federal funding for these services. The state component is counted as TANF/TANF MOE; it is not a match for the federal domestic violence grant.

**4. Is this a federally mandated program? If yes, please explain.**

No.



## PROGRAM DESCRIPTION

**Department: Social Services**

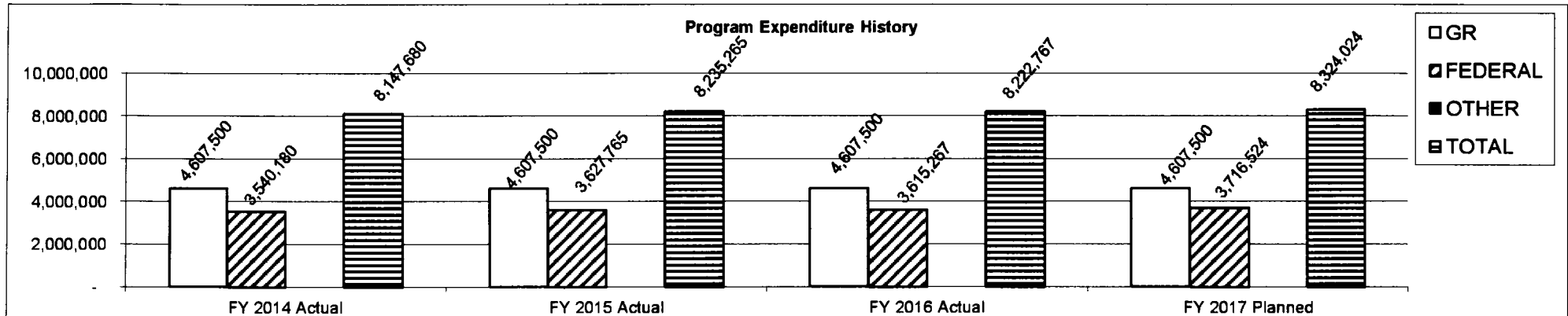
**HB Section:**

**11.165**

**Program Name: Domestic Violence**

**Program is found in the following core budget(s): Domestic Violence**

**5. Provide actual expenditures for the prior three fiscal years and planned expenditures for the current fiscal year.**



Planned FY 2017 expenditures are net of reverted and reserve.

**6. What are the sources of the "Other " funds?**

N/A

**7a. Provide an effectiveness measure.**

See 7d.

**7b. Provide an efficiency measure.**

The unit cost for shelter or a bed night is \$30. The unit cost for a support service is \$70. These costs have remained flat since 1993 when the rate was established while the services and quality provided to clients have increased over time.

## PROGRAM DESCRIPTION

**Department: Social Services**

**HB Section:**

**11.165**

**Program Name: Domestic Violence**

**Program is found in the following core budget(s): Domestic Violence**

**7c. Provide the number of clients/individuals served, if applicable.**

Year	Number of Hotline/ Crisis Intervention Calls Answered	Number of Community Education Presentations	Number of People Attending Community Education Presentations	Number of Hours of Service Provided by Volunteers	Total Number of Bednights Provided to Women and Children	Number of Women Sheltered	Number of Children Sheltered	Number of Women, Children and Men Turned Away Because Shelter Was Full
2004	73,909	4,886	147,412	227,633	224,375	5,332	5,203	4,237
2005	87,571	4,521	121,703	217,009	252,192	5,502	5,117	4,687
2006	75,084	3,838	125,882	214,177	259,696	5,428	5,011	5,625
2007	79,407	4,120	131,416	199,563	272,986	5,556	4,847	8,324
2008	72,993	3,905	116,581	199,838	331,316	6,159	5,345	10,706
2009	90,025	4,159	96,270	232,715	312,062	5,444	5,046	15,106
2010	94,118	7,049	70,250	207,893	329,004	5,613	5,054	19,311
2011	84,269	2,678	66,273	205,784	345,364	5,300	4,735	18,857
2012	89,066	2,302	77,538	215,743	351,315	5,606	4,664	18,907
2013	88,633	2,018	86,566	203,201	348,732	5,600	4,610	21,193
2014	90,704	1,779	52,112	218,345	344,068	5,441	4,368	23,648
2015	83,918	1,693	44,444	201,609	338,076	5,644	4,536	17,609

These statistics are provided by Missouri Coalition Against Domestic and Sexual Violence (MCADSV).

The statistics are gathered from all MCADSV member programs statewide, a majority of which are also DSS contractors.

2016 data will be available April, 2017.

**7d. Provide a customer satisfaction measure, if available.**

More than 5 years ago, the Social Services' Domestic Violence Program was selected by the U.S. Department of Health and Human Services to participate in the Family Violence Prevention and Services Act (FVPSA) data collection and outcomes project. These outcomes have now become standard measures used by all 50 states. The Division's contractor, the Missouri Coalition Against Domestic and Sexual Violence (MCADSV), is in contact with each contractor regarding their specific program type and provides technical assistance regarding how to use the FVPSA outcomes and/or assist the program to develop goals, objectives and outcomes appropriate for the program.

14,416 surveys were collected from domestic violence programs. Based on the responses from those surveys:

- As a result of contact with the domestic violence program, 94% of domestic violence survivors reported having strategies for enhancing their safety.
- As a result of contact with the domestic violence program, 93.4% of domestic violence survivors reported having knowledge of available community resources.

The MCADSV gathers the statistical information from Domestic Violence Shelter and Services (DVSS) contractors on behalf of the Division to derive the required outcomes above.

**NEW DECISION ITEM**

RANK: 999 OF 999

Department: Social Services

Division: Family Support

DI Name: Domestic Violence Core Increase

DI# 1886034

Budget Unit: 90230C

HB Section: 11.165

**1. AMOUNT OF REQUEST**

**FY 2018 Budget Request**

	GR	Federal	Other	Total	E
PS					
EE					
PSD	0			0	
TRF					
Total	0			0	

FTE align="right">0.00

<b>Est. Fringe</b>	0	0	0	0
--------------------	---	---	---	---

*Note: Fringes budgeted in House Bill 5 except for certain fringes budgeted directly to MoDOT, Highway Patrol, and Conservation.*

Other Funds:

**FY 2018 Governor's Recommendation**

	GR	Federal	Other	Total	E
PS					
EE					
PSD	250,000			250,000	
TRF					
Total	250,000			250,000	

FTE align="right">0.00

<b>Est. Fringe</b>	0	0	0	0
--------------------	---	---	---	---

*Note: Fringes budgeted in House Bill 5 except for certain fringes budgeted directly to MoDOT, Highway Patrol, and Conservation.*

Other Funds:

**2. THIS REQUEST CAN BE CATEGORIZED AS:**

☐ New Legislation  
☐ Federal Mandate  
☐ GR Pick-Up  
☐ Pay Plan

☒ New Program  
☐ Program Expansion  
☐ Space Request  
☐ Other:

☐ Fund Switch  
☐ Cost to Continue  
☐ Equipment Replacement

**3. WHY IS THIS FUNDING NEEDED? PROVIDE AN EXPLANATION FOR ITEMS CHECKED IN #2. INCLUDE THE FEDERAL OR STATE STATUTORY OR CONSTITUTIONAL AUTHORIZATION FOR THIS PROGRAM.**

The Domestic Violence Program provides funding on a contractual basis to domestic violence shelters and programs throughout the state. These shelters provide residential facilities and support services for victims of domestic violence and their children. This funding will increase the services these programs can provide.

**NEW DECISION ITEM**  
**RANK: 999 OF 999**

**Department: Social Services** **Budget Unit: 90230C**  
**Division: Family Support**  
**DI Name: Domestic Violence Core Increase** **DI# 1886034** **HB Section: 11.165**

**4. DESCRIBE THE DETAILED ASSUMPTIONS USED TO DERIVE THE SPECIFIC REQUESTED AMOUNT. (How did you determine that the requested number of FTE were appropriate? From what source or standard did you derive the requested levels of funding? Were alternatives such as outsourcing or automation considered? If based on new legislation, does request tie to TAFP fiscal note? If not, explain why. Detail which portions of the request are one-times and how those amounts were calculated.)**

In 2015, 22,137 requests for services were unmet. Of these requests, 17,609 people were turned away from a shelter because the shelter was full. This funding will help increase the support and advocacy services these programs provide.

<b>5. BREAK DOWN THE REQUEST BY BUDGET OBJECT CLASS, JOB CLASS, AND FUND SOURCE. IDENTIFY ONE-TIME COSTS.</b>									
<b>Budget Object Class/Job Class</b>	<b>Dept Req GR DOLLARS</b>	<b>Dept Req GR FTE</b>	<b>Dept Req FED DOLLARS</b>	<b>Dept Req FED FTE</b>	<b>Dept Req OTHER DOLLARS</b>	<b>Dept Req OTHER FTE</b>	<b>Dept Req TOTAL DOLLARS</b>	<b>Dept Req TOTAL FTE</b>	<b>Dept Req One-Time DOLLARS</b>
<b>Total PS</b>	0	0.0	0	0.0	0	0.0	0	0.0	0
<b>Total EE</b>	0		0		0		0		0
<b>Program Distributions</b>	0						0		
<b>Total PSD</b>	0		0		0		0		0
<b>Transfers</b>							0		
<b>Total TRF</b>	0		0		0		0		0
<b>Grand Total</b>	0	0.0	0	0.0	0	0.0	0	0.0	0

**NEW DECISION ITEM**  
**RANK: 999 OF 999**

**Department: Social Services**

**Budget Unit: 90230C**

**Division: Family Support**

**DI Name: Domestic Violence Core Increase**

**DI# 1886034**

**HB Section:**

**11.165**

Budget Object Class/Job Class	Gov Rec GR DOLLARS	Gov Rec GR FTE	Gov Rec FED DOLLARS	Gov Rec FED FTE	Gov Rec OTHER DOLLARS	Gov Rec OTHER FTE	Gov Rec TOTAL DOLLARS	Gov Rec TOTAL FTE	Gov Rec One-Time DOLLARS
<b>Total PS</b>	0	0.0	0	0.0	0	0.0	0	0.0	0
<b>Total EE</b>	0		0		0		0		0
Program Distributions	250,000						250,000		
<b>Total PSD</b>	250,000		0		0		250,000		0
Transfers							0		
<b>Total TRF</b>	0		0		0		0		0
<b>Grand Total</b>	<b>250,000</b>	<b>0.0</b>	<b>0</b>	<b>0.0</b>	<b>0</b>	<b>0.0</b>	<b>250,000</b>	<b>0.0</b>	<b>0</b>

**NEW DECISION ITEM**  
**RANK: 999 OF 999**

**Department: Social Services**  
**Division: Family Support**  
**DI Name: Domestic Violence Core Increase**

**DI# 1886034**

**Budget Unit: 90230C**  
**HB Section: 11.165**

**6. PERFORMANCE MEASURES (If new decision item has an associated core, separately identify projected performance with & without additional funding.)**

**6a. Provide an effectiveness measure.**

More than 5 years ago, the Social Services' Domestic Violence Program was selected by the U.S. Department of Health and Human Services to participate in the Family Violence Prevention and Services Act (FVPSA) data collection and outcomes project. These outcomes have now become standard measures used by all 50 states. The Division's contractor, the Missouri Coalition Against Domestic and Sexual Violence (MCADSV), is in contact with each contractor regarding their specific program type and provides technical assistance regarding how to use the FVPSA outcomes and/or assist the program to develop goals, objectives and outcomes appropriate for the program.

14,416 surveys were collected from domestic violence programs. Based on the responses from those surveys:

- As a result of contact with the domestic violence program, 94% of domestic violence survivors reported having strategies for enhancing their safety.
- As a result of contact with the domestic violence program, 93.4% of domestic violence survivors reported having knowledge of available community resources.

The MCADSV gathers the statistical information from Domestic Violence Shelter and Services (DVSS) contractors on behalf of the Division to derive the required outcomes above.

**6b. Provide an efficiency measure.**

The unit cost for shelter or a bed night is \$30. The unit cost for a support service is \$70. These costs have remained flat since 1993 when the rate was established while the services and quality provided to clients have increased over time.

**NEW DECISION ITEM**  
**RANK: 999 OF 999**

**Department: Social Services**

**Budget Unit: 90230C**

**Division: Family Support**

**DI Name: Domestic Violence Core Increase**

**DI# 1886034**

**HB Section: 11.165**

**6c. Provide the number of clients/individuals served, if applicable.**

Year	Number of Hotline/ Crisis Intervention Calls Answered	Number of Community Education Presentations	Number of People Attending Community Education Presentations	Number of Hours of Service Provided by Volunteers	Total Number of Bednights Provided to Women and Children	Number of Women Sheltered	Number of Children Sheltered	Number of Women, Children and Men Turned Away Because Shelter Was Full
2004	73,909	4,886	147,412	227,633	224,375	5,332	5,203	4,237
2005	87,571	4,521	121,703	217,009	252,192	5,502	5,117	4,687
2006	75,084	3,838	125,882	214,177	259,696	5,428	5,011	5,625
2007	79,407	4,120	131,416	199,563	272,986	5,556	4,847	8,324
2008	72,993	3,905	116,581	199,838	331,316	6,159	5,345	10,706
2009	90,025	4,159	96,270	232,715	312,062	5,444	5,046	15,106
2010	94,118	7,049	70,250	207,893	329,004	5,613	5,054	19,311
2011	84,269	2,678	66,273	205,784	345,364	5,300	4,735	18,857
2012	89,066	2,302	77,538	215,743	351,315	5,606	4,664	18,907
2013	88,633	2,018	86,566	203,201	348,732	5,600	4,610	21,193
2014	90,704	1,779	52,112	218,345	344,068	5,441	4,368	23,648
2015	83,918	1,693	44,444	201,609	338,076	5,644	4,536	17,609

These statistics are provided by Missouri Coalition Against Domestic and Sexual Violence (MCADSV).

The statistics are gathered from all MCADSV member programs statewide, a majority of which are also DSS contractors.

2016 data will be available April, 2017.

**7. STRATEGIES TO ACHIEVE THE PERFORMANCE MEASUREMENT TARGETS:**

N/A

# DECISION ITEM DETAIL

Budget Unit	FY 2016	FY 2016	FY 2017	FY 2017	FY 2018	FY 2018	FY 2018	FY 2018
Decision Item	ACTUAL	ACTUAL	BUDGET	BUDGET	DEPT REQ	DEPT REQ	GOV REC	GOV REC
Budget Object Class	DOLLAR	FTE	DOLLAR	FTE	DOLLAR	FTE	DOLLAR	FTE
<b>DOMESTIC VIOLENCE</b>								
Domestic Violence Core Inc - 1886034								
PROGRAM DISTRIBUTIONS	0	0.00	0	0.00	0	0.00	250,000	0.00
TOTAL - PD	0	0.00	0	0.00	0	0.00	250,000	0.00
<b>GRAND TOTAL</b>	<b>\$0</b>	<b>0.00</b>	<b>\$0</b>	<b>0.00</b>	<b>\$0</b>	<b>0.00</b>	<b>\$250,000</b>	<b>0.00</b>
GENERAL REVENUE	\$0	0.00	\$0	0.00	\$0	0.00	\$250,000	0.00
FEDERAL FUNDS	\$0	0.00	\$0	0.00	\$0	0.00	\$0	0.00
OTHER FUNDS	\$0	0.00	\$0	0.00	\$0	0.00	\$0	0.00





# CORE DECISION ITEM

Department: Social Services  
Division: Family Support  
Core: Emergency Shelter Domestic Violence

Budget Unit: 90230C  
HB Section: 11.165

## 1. CORE FINANCIAL SUMMARY

FY 2018 Budget Request						FY 2018 Governor's Recommendation					
	GR	Federal	Other	Total	E		GR	Federal	Other	Total	E
PS						PS					
EE						EE					
PSD		562,137		562,137		PSD		562,137		562,137	
TRF						TRF					
Total	0	562,137		562,137		Total		562,137		562,137	
FTE				0.00		FTE				0.00	

<b>Est. Fringe</b>	0	0	0	0
--------------------	---	---	---	---

Note: Fringes budgeted in House Bill 5 except for certain fringes budgeted directly to MoDOT, Highway Patrol, and Conservation.

<b>Est. Fringe</b>	0	0	0	0
--------------------	---	---	---	---

Note: Fringes budgeted in House Bill 5 except for certain fringes budgeted directly to MoDOT, Highway Patrol, and Conservation.

Other Funds:

Other Funds:

## 2. CORE DESCRIPTION

This appropriation provides emergency shelter funding on a contractual basis to domestic violence shelters throughout the state. These shelters provide residential facilities and support services for victims of domestic violence and their children who meet Temporary Assistance for Needy Families (TANF) eligibility.

## 3. PROGRAM LISTING (list programs included in this core funding)

Emergency Shelter Domestic Violence

# **CORE DECISION ITEM**

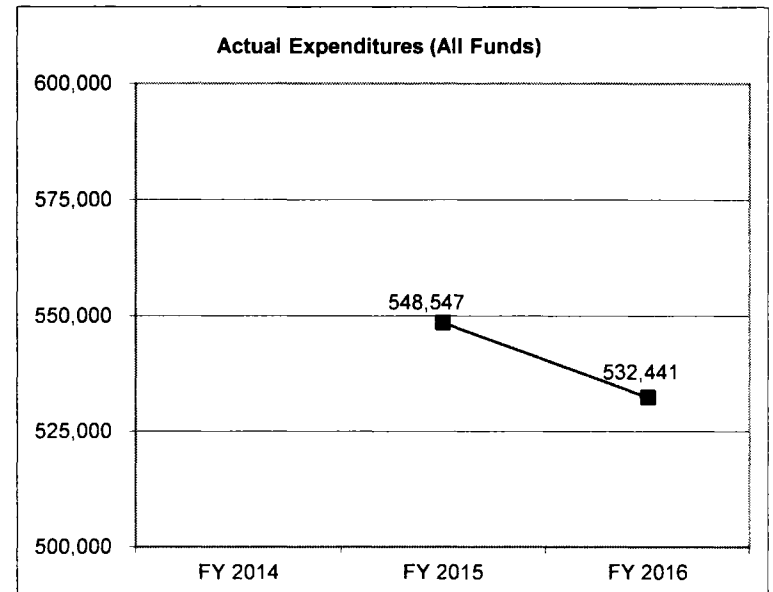
**Department: Social Services**  
**Division: Family Support**  
**Core: Emergency Shelter Domestic Violence**

**Budget Unit: 90230C**

**HB Section: 11.165**

## **4. FINANCIAL HISTORY**

	<b>FY 2014 Actual</b>	<b>FY 2015 Actual</b>	<b>FY 2016 Actual</b>	<b>FY 2017 Current Yr.</b>
Appropriation (All Funds)	0	562,137	562,137	562,137
Less Reverted (All Funds)		0	0	N/A
Less Restricted (All Funds)		0	0	N/A
Budget Authority (All Funds)	0	562,137	562,137	N/A
Actual Expenditures (All Funds)		548,547	532,441	N/A
Unexpended (All Funds)	0	13,590	29,696	N/A
Unexpended, by Fund:				
General Revenue		0	0	N/A
Federal		13,590	29,696	N/A
Other		0	0	N/A



Reverted includes the statutory three percent reserve (when applicable).  
 Restricted includes any Governor's Expenditure Restriction (when applicable).

## **NOTES:**

## CORE RECONCILIATION DETAIL

DEPARTMENT OF SOCIAL SERVICES  
EMRGNCY SHLTR DOM VIOL VICTIMS

### 5. CORE RECONCILIATION DETAIL

	Budget Class	FTE	GR	Federal	Other	Total	Explanation
<b>TAFP AFTER VETOES</b>							
	PD	0.00	0	562,137	0	562,137	
	<b>Total</b>	<b>0.00</b>	<b>0</b>	<b>562,137</b>	<b>0</b>	<b>562,137</b>	
<b>DEPARTMENT CORE REQUEST</b>							
	PD	0.00	0	562,137	0	562,137	
	<b>Total</b>	<b>0.00</b>	<b>0</b>	<b>562,137</b>	<b>0</b>	<b>562,137</b>	
<b>GOVERNOR'S RECOMMENDED CORE</b>							
	PD	0.00	0	562,137	0	562,137	
	<b>Total</b>	<b>0.00</b>	<b>0</b>	<b>562,137</b>	<b>0</b>	<b>562,137</b>	

## DECISION ITEM SUMMARY

Budget Unit								
Decision Item	FY 2016	FY 2016	FY 2017	FY 2017	FY 2018	FY 2018	FY 2018	FY 2018
Budget Object Summary	ACTUAL	ACTUAL	BUDGET	BUDGET	DEPT REQ	DEPT REQ	GOV REC	GOV REC
Fund	DOLLAR	FTE	DOLLAR	FTE	DOLLAR	FTE	DOLLAR	FTE
<b>EMRGNCY SHLTR DOM VIOL VICTIMS</b>								
<b>CORE</b>								
EXPENSE & EQUIPMENT								
TEMP ASSIST NEEDY FAM FEDERAL	532,441	0.00	0	0.00	0	0.00	0	0.00
TOTAL - EE	532,441	0.00	0	0.00	0	0.00	0	0.00
PROGRAM-SPECIFIC								
TEMP ASSIST NEEDY FAM FEDERAL	0	0.00	562,137	0.00	562,137	0.00	562,137	0.00
TOTAL - PD	0	0.00	562,137	0.00	562,137	0.00	562,137	0.00
<b>TOTAL</b>	<b>532,441</b>	<b>0.00</b>	<b>562,137</b>	<b>0.00</b>	<b>562,137</b>	<b>0.00</b>	<b>562,137</b>	<b>0.00</b>
<b>GRAND TOTAL</b>	<b>\$532,441</b>	<b>0.00</b>	<b>\$562,137</b>	<b>0.00</b>	<b>\$562,137</b>	<b>0.00</b>	<b>\$562,137</b>	<b>0.00</b>

# DECISION ITEM DETAIL

Budget Unit	FY 2016	FY 2016	FY 2017	FY 2017	FY 2018	FY 2018	FY 2018	FY 2018
Decision Item	ACTUAL	ACTUAL	BUDGET	BUDGET	DEPT REQ	DEPT REQ	GOV REC	GOV REC
Budget Object Class	DOLLAR	FTE	DOLLAR	FTE	DOLLAR	FTE	DOLLAR	FTE
<b>EMRGNCY SHLTR DOM VIOL VICTIMS</b>								
<b>CORE</b>								
PROFESSIONAL SERVICES	532,441	0.00	0	0.00	0	0.00	0	0.00
TOTAL - EE	532,441	0.00	0	0.00	0	0.00	0	0.00
PROGRAM DISTRIBUTIONS	0	0.00	562,137	0.00	562,137	0.00	562,137	0.00
TOTAL - PD	0	0.00	562,137	0.00	562,137	0.00	562,137	0.00
<b>GRAND TOTAL</b>	<b>\$532,441</b>	<b>0.00</b>	<b>\$562,137</b>	<b>0.00</b>	<b>\$562,137</b>	<b>0.00</b>	<b>\$562,137</b>	<b>0.00</b>
GENERAL REVENUE	\$0	0.00	\$0	0.00	\$0	0.00	\$0	0.00
FEDERAL FUNDS	\$532,441	0.00	\$562,137	0.00	\$562,137	0.00	\$562,137	0.00
OTHER FUNDS	\$0	0.00	\$0	0.00	\$0	0.00	\$0	0.00

## PROGRAM DESCRIPTION

**Department: Social Services**

**HB Section: 11.165**

**Program Name: Emergency Shelter Domestic Violence**

**Program is found in the following core budget(s): Emergency Shelter Domestic Violence**

### **1. What does this program do?**

This appropriation provides emergency shelter funding on a contractual basis to domestic violence shelters throughout the state. The programs that receive this funding are required to provide emergency shelter services to victims of domestic violence and their children who meet Temporary Assistance for Needy Families (TANF) eligibility. These families have at least one or more children in the family or the woman is pregnant and their income does not exceed one hundred and eighty-five percent of the federal poverty guidelines.

These shelters provide residential facilities and support services for victims of domestic violence. The support services provided can include hotline calls, crisis intervention, case management and therapy for the adults and children. These shelters are open continuously. The shelter must be capable of providing care (including provision of free daily meals) 24 hours a day, 7 days a week. The shelter must also assure a safe and protective environment for the victim and the victim's dependent children.

### **2. What is the authorization for this program, i.e., federal or state statute, etc.? (Include the federal program number, if applicable.)**

Missouri Statute 455 and 210 RSMo along with RSMo. 208.040, Federal law: PL104-193 and PRWORA of 1996

### **3. Are there federal matching requirements? If yes, please explain.**

No. State only funding is tracked separately from the federal funding for these services. The state component is counted as TANF MOE. It is not a match for the federal domestic violence grant.

### **4. Is this a federally mandated program? If yes, please explain.**

There are TANF MOE requirements.

## PROGRAM DESCRIPTION

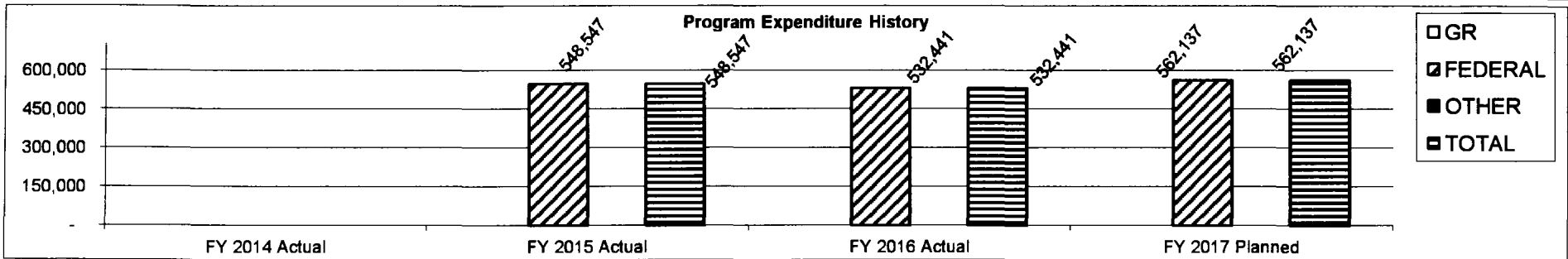
Department: Social Services

HB Section: 11.165

Program Name: Emergency Shelter Domestic Violence

Program is found in the following core budget(s): Emergency Shelter Domestic Violence

### 5. Provide actual expenditures for the prior three fiscal years and planned expenditures for the current fiscal year.



### 6. What are the sources of the "Other " funds?

N/A

### 7a. Provide an effectiveness measure.

N/A



## PROGRAM DESCRIPTION

**Department: Social Services**

**HB Section: 11.165**

**Program Name: Emergency Shelter Domestic Violence**

**Program is found in the following core budget(s): Emergency Shelter Domestic Violence**

### 7b. Provide an efficiency measure.

The unit cost for shelter or a bed night is \$30. The unit cost for a support service is \$70. These costs have remained flat since 1993 when the rate was established while the services and quality provided to clients have increased over time.

### 7c. Provide the number of clients/individuals served, if applicable.

Year	Number of Hotline/ Crisis Intervention Calls Answered	Number of Community Education Presentations	Number of People Attending Community Education Presentations	Number of Hours of Service Provided by Volunteers	Total Number of Bednights Provided to Women and Children	Number of Women Sheltered	Number of Children Sheltered	Number of Women, Children and Men Turned Away Because Shelter Was Full
2004	73,909	4,886	147,412	227,633	224,375	5,332	5,203	4,237
2005	87,571	4,521	121,703	217,009	252,192	5,502	5,117	4,687
2006	75,084	3,838	125,882	214,177	259,696	5,428	5,011	5,625
2007	79,407	4,120	131,416	199,563	272,986	5,556	4,847	8,324
2008	72,993	3,905	116,581	199,838	331,316	6,159	5,345	10,706
2009	90,025	4,159	96,270	232,715	312,062	5,444	5,046	15,106
2010	94,118	7,049	70,250	207,893	329,004	5,613	5,054	19,311
2011	84,269	2,678	66,273	205,784	345,364	5,300	4,735	18,857
2012	89,066	2,302	77,538	215,743	351,315	5,606	4,664	18,907
2013	88,633	2,018	86,566	203,201	348,732	5,600	4,610	21,193
2014	90,704	1,779	52,112	218,345	344,068	5,441	4,368	23,648
2015	83,913	1,693	44,444	201,609	338,076	5,644	4,536	17,609

These statistics are provided by Missouri Coalition Against Domestic and Sexual Violence (MCADSV).

The statistics are gathered from all MCADSV member programs statewide, a majority of which are also DSS contractors.

2016 data will be available April 2017.

## **PROGRAM DESCRIPTION**

**Department: Social Services**

**HB Section: 11.165**

**Program Name: Emergency Shelter Domestic Violence**

**Program is found in the following core budget(s): Emergency Shelter Domestic Violence**

<b>7d. Provide a customer satisfaction measure, if available.</b>
---

More than 5 years ago, the Social Services' Domestic Violence Program was selected by the U.S. Department of Health and Human Services to participate in the Family Violence Prevention and Services Act (FVPSA) data collection and outcomes project. These outcomes have now become standard measures used by all 50 states. The Division's contractor, the Missouri Coalition Against Domestic and Sexual Violence (MCADSV), is in contact with each contractor regarding their specific program type and provides technical assistance regarding how to use the FVPSA outcomes and/or assist the program to develop goals, objectives and outcomes appropriate for the program.

14,416 surveys were collected from domestic violence programs. Based on the responses from those surveys:

- As a result of contact with the domestic violence program, 94.0% of domestic violence survivors reported having strategies for enhancing their safety.
- As a result of contact with the domestic violence program, 93.4% of domestic violence survivors reported having knowledge of available community resources.

The MCADSV gathers the statistical information from Domestic Violence Shelter & Services (DVSS) contractors on behalf of the Division to derive the required outcomes above.



# CORE DECISION ITEM

Department: Social Services  
Division: Family Support Division  
Core: Assist Victims of Sexual Assault

Budget Unit: 90234C  
HB Section: 11.170

## 1. CORE FINANCIAL SUMMARY

FY 2018 Budget Request						FY 2018 Governor's Recommendation					
	GR	Federal	Other	Total	E		GR	Federal	Other	Total	E
PS						PS					
EE						EE					
PSD	500,000			500,000		PSD	500,000			500,000	
TRF						TRF					
Total	500,000			500,000		Total	500,000			500,000	
FTE				0.00		FTE				0.00	

<b>Est. Fringe</b>	0	0	0	0
--------------------	---	---	---	---

Note: Fringes budgeted in House Bill 5 except for certain fringes budgeted directly to MoDOT, Highway Patrol, and Conservation.

<b>Est. Fringe</b>	0	0	0	0
--------------------	---	---	---	---

Note: Fringes budgeted in House Bill 5 except for certain fringes budgeted directly to MoDOT, Highway Patrol, and Conservation.

Other Funds:

Other Funds:

## 2. CORE DESCRIPTION

The Sexual Assault Program provides funding on a contractual basis to programs throughout the state that serve victims who have been subjected to non-consensual conduct of a sexual nature. The programs provide support services for victims of sexual violence who are 14 years of age or older including medical advocacy.

## 3. PROGRAM LISTING (list programs included in this core funding)

Assist Victims of Sexual Assault

# **CORE DECISION ITEM**

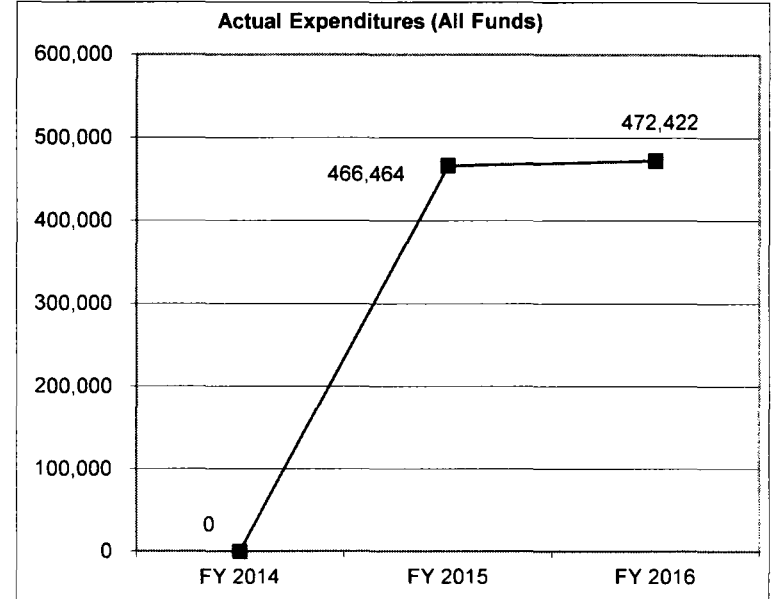
**Department: Social Services**  
**Division: Family Support Division**  
**Core: Assist Victims of Sexual Assault**

**Budget Unit: 90234C**

**HB Section: 11.170**

## **4. FINANCIAL HISTORY**

	<b>FY 2014 Actual</b>	<b>FY 2015 Actual</b>	<b>FY 2016 Actual</b>	<b>FY 2017 Current Yr.</b>
Appropriation (All Funds)	0	500,000	500,000	500,000
Less Reverted (All Funds)	0	(15,000)	(15,000)	N/A
Less Restricted (All Funds)	0	0	0	
Budget Authority (All Funds)	0	485,000	485,000	N/A
Actual Expenditures (All Funds)	0	466,464	472,422	N/A
Unexpended (All Funds)	0	18,536	12,578	N/A
Unexpended, by Fund:				
General Revenue	0	18,536	12,578	N/A
Federal	0	0	0	N/A
Other	0	0	0	N/A



Reverted includes the statutory three- percent reserve (when applicable).  
 Restricted includes any Governor's Expenditure Restriction (when applicable).

### **NOTES:**

## CORE RECONCILIATION DETAIL

### DEPARTMENT OF SOCIAL SERVICES ASSIST VICTIMS OF SEXUAL ASSLT

#### 5. CORE RECONCILIATION DETAIL

		Budget Class	FTE	GR	Federal	Other	Total	Explanation
<b>TAFP AFTER VETOES</b>								
		EE	0.00	500,000	0	0	500,000	
		<b>Total</b>	<b>0.00</b>	<b>500,000</b>	<b>0</b>	<b>0</b>	<b>500,000</b>	
<b>DEPARTMENT CORE ADJUSTMENTS</b>								
Core Reallocation	585 9014	EE	0.00	(500,000)	0	0	(500,000)	Core reallocation will more closely align with planned expenditures.
Core Reallocation	585 9014	PD	0.00	500,000	0	0	500,000	Core reallocation will more closely align with planned expenditures.
<b>NET DEPARTMENT CHANGES</b>			<b>0.00</b>	<b>0</b>	<b>0</b>	<b>0</b>	<b>0</b>	
<b>DEPARTMENT CORE REQUEST</b>								
		EE	0.00	0	0	0	0	
		PD	0.00	500,000	0	0	500,000	
		<b>Total</b>	<b>0.00</b>	<b>500,000</b>	<b>0</b>	<b>0</b>	<b>500,000</b>	
<b>GOVERNOR'S RECOMMENDED CORE</b>								
		EE	0.00	0	0	0	0	
		PD	0.00	500,000	0	0	500,000	
		<b>Total</b>	<b>0.00</b>	<b>500,000</b>	<b>0</b>	<b>0</b>	<b>500,000</b>	

# DECISION ITEM SUMMARY

Budget Unit									
Decision Item	FY 2016	FY 2016	FY 2017	FY 2017	FY 2018	FY 2018	FY 2018	FY 2018	
Budget Object Summary	ACTUAL	ACTUAL	BUDGET	BUDGET	DEPT REQ	DEPT REQ	GOV REC	GOV REC	
Fund	DOLLAR	FTE	DOLLAR	FTE	DOLLAR	FTE	DOLLAR	FTE	
<b>ASSIST VICTIMS OF SEXUAL ASSLT</b>									
<b>CORE</b>									
EXPENSE & EQUIPMENT									
GENERAL REVENUE	472,422	0.00	500,000	0.00	0	0.00	0	0.00	
TOTAL - EE	472,422	0.00	500,000	0.00	0	0.00	0	0.00	
PROGRAM-SPECIFIC									
GENERAL REVENUE	0	0.00	0	0.00	500,000	0.00	500,000	0.00	
TOTAL - PD	0	0.00	0	0.00	500,000	0.00	500,000	0.00	
<b>TOTAL</b>	<b>472,422</b>	<b>0.00</b>	<b>500,000</b>	<b>0.00</b>	<b>500,000</b>	<b>0.00</b>	<b>500,000</b>	<b>0.00</b>	
<b>Sexual Assault Core Inc - 1886035</b>									
PROGRAM-SPECIFIC									
GENERAL REVENUE	0	0.00	0	0.00	0	0.00	500,000	0.00	
TOTAL - PD	0	0.00	0	0.00	0	0.00	500,000	0.00	
<b>TOTAL</b>	<b>0</b>	<b>0.00</b>	<b>0</b>	<b>0.00</b>	<b>0</b>	<b>0.00</b>	<b>500,000</b>	<b>0.00</b>	
<b>GRAND TOTAL</b>	<b>\$472,422</b>	<b>0.00</b>	<b>\$500,000</b>	<b>0.00</b>	<b>\$500,000</b>	<b>0.00</b>	<b>\$1,000,000</b>	<b>0.00</b>	

# DECISION ITEM DETAIL

Budget Unit	FY 2016	FY 2016	FY 2017	FY 2017	FY 2018	FY 2018	FY 2018	FY 2018
Decision Item	ACTUAL	ACTUAL	BUDGET	BUDGET	DEPT REQ	DEPT REQ	GOV REC	GOV REC
Budget Object Class	DOLLAR	FTE	DOLLAR	FTE	DOLLAR	FTE	DOLLAR	FTE
<b>ASSIST VICTIMS OF SEXUAL ASSLT</b>								
<b>CORE</b>								
PROFESSIONAL SERVICES	472,422	0.00	500,000	0.00	0	0.00	0	0.00
TOTAL - EE	472,422	0.00	500,000	0.00	0	0.00	0	0.00
PROGRAM DISTRIBUTIONS	0	0.00	0	0.00	500,000	0.00	500,000	0.00
TOTAL - PD	0	0.00	0	0.00	500,000	0.00	500,000	0.00
<b>GRAND TOTAL</b>	<b>\$472,422</b>	<b>0.00</b>	<b>\$500,000</b>	<b>0.00</b>	<b>\$500,000</b>	<b>0.00</b>	<b>\$500,000</b>	<b>0.00</b>
GENERAL REVENUE	\$472,422	0.00	\$500,000	0.00	\$500,000	0.00	\$500,000	0.00
FEDERAL FUNDS	\$0	0.00	\$0	0.00	\$0	0.00	\$0	0.00
OTHER FUNDS	\$0	0.00	\$0	0.00	\$0	0.00	\$0	0.00



## PROGRAM DESCRIPTION

Department: Social Services

HB Section: 11.170

Program Name: Assist Victims of Sexual Assault

Program is found in the following core budget(s): Assist Victims of Sexual Assault

### 1. What does this program do?

The Sexual Assault Program is intended to provide funding on a contractual basis to programs throughout the state that provide supportive or preventative services to adult and youth victims of sexual assault. The funding is used to assist victims of sexual assault who are 14 years of age or older. This funding goes to programs that provide services to domestic violence and sexual assault victims as well as sexual assault centers that see larger numbers of sexual assault victims.

Services will include but are not limited to Professional Therapy, Crisis Intervention, Case Management, Support Group, Hotline, Medical Advocacy and Legal Advocacy. These related services are regularly provided to victims of both Domestic Violence and Sexual Assault and definitions can be found in the Domestic Violence program description. Medical advocacy includes in person crisis intervention, information and referral for victims of sexual assault. This advocacy is provided in a medical facility by qualified trained staff members or volunteers.

### 2. What is the authorization for this program, i.e., federal or state statute, etc.? (Include the federal program number, if applicable.)

Missouri Statute – 455 and 210 RSMo. Federal Statute - The Family Violence Prevention and Services Act (FVPSA) Grants for Battered Women's Shelters/Grants to States is under the Catalog of Federal Domestic Assistance (CFDA) Number 93.671. FVPSA is awarded under the Title III of the Child Abuse Amendments of 1984 (Public Law [Pub. L.] 98-457, 42 United States Code [U.S.C.] 10404 (a) (4) ) The Act was most recently amended by Section 201 of the Child Abuse Prevention and Treatment Act (CAPTA) Reauthorization Act of 2010, Pub. L. 111-320.

### 3. Are there federal matching requirements? If yes, please explain.

No.

### 4. Is this a federally mandated program? If yes, please explain.

No.

## PROGRAM DESCRIPTION

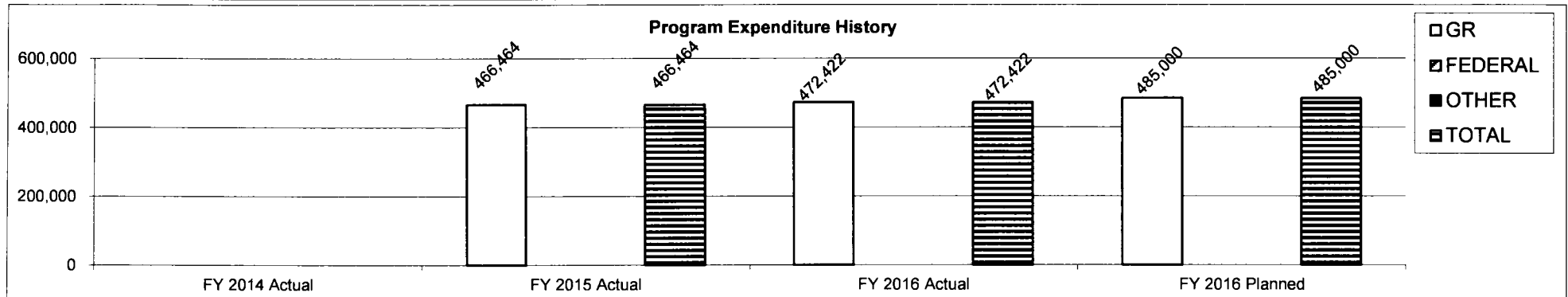
Department: Social Services

HB Section: 11.170

Program Name: Assist Victims of Sexual Assault

Program is found in the following core budget(s): Assist Victims of Sexual Assault

### 5. Provide actual expenditures for the prior three fiscal years and planned expenditures for the current fiscal year.



Planned FY 2017 expenditures are net of reverted and reserve.

### 6. What are the sources of the "Other " funds?

N/A

### 7a. Provide an effectiveness measure.

We do not have effectiveness measures yet. We will start to collect outcome data in the future.

### 7b. Provide an efficiency measure.

N/A

**PROGRAM DESCRIPTION**

**Department: Social Services**

**HB Section: 11.170**

**Program Name: Assist Victims of Sexual Assault**

**Program is found in the following core budget(s): Assist Victims of Sexual Assault**

**7c. Provide the number of clients/individuals served, if applicable.**

Year	Number of Hotline Calls	Hours of Hospital Advocacy	Adults Attending Community Education	Community Education Presentations	Hours of Service Provided by Volunteers
2015	5,699	3,743	24,594	642	75,920

New program. Measures started in FY 15.

FY 2016 numbers will be available April, 2017.

**7d. Provide a customer satisfaction measure, if available.**

N/A

## NEW DECISION ITEM

RANK: 999 OF 999

Department: Social Services

Budget Unit: 90234C

Division: Family Support

DI Name: Assist Victims of Sexual Assault Core Inc

DI# 1886035

HB Section: 11.165

## 1. AMOUNT OF REQUEST

## FY 2018 Budget Request

	GR	Federal	Other	Total	E
PS					
EE					
PSD	0			0	
TRF					
Total	0			0	

FTE 0.00

Est. Fringe	0	0	0	0
-------------	---	---	---	---

Note: Fringes budgeted in House Bill 5 except for certain fringes budgeted directly to MoDOT, Highway Patrol, and Conservation.

Other Funds:

## FY 2018 Governor's Recommendation

	GR	Federal	Other	Total	E
PS					
EE					
PSD	500,000			500,000	
TRF					
Total	500,000			500,000	

FTE 0.00

Est. Fringe	0	0	0	0
-------------	---	---	---	---

Note: Fringes budgeted in House Bill 5 except for certain fringes budgeted directly to MoDOT, Highway Patrol, and Conservation.

Other Funds:

## 2. THIS REQUEST CAN BE CATEGORIZED AS:

☐ New Legislation  
☐ Federal Mandate  
☐ GR Pick-Up  
☐ Pay Plan

☒ New Program  
☐ Program Expansion  
☐ Space Request  
☐ Other:

☐ Fund Switch  
☐ Cost to Continue  
☐ Equipment Replacement

## 3. WHY IS THIS FUNDING NEEDED? PROVIDE AN EXPLANATION FOR ITEMS CHECKED IN #2. INCLUDE THE FEDERAL OR STATE STATUTORY OR CONSTITUTIONAL AUTHORIZATION FOR THIS PROGRAM.

The Sexual Assault Program provides funding on a contractual basis to programs throughout the state that serve victims who have been subjected to non-consensual conduct of a sexual nature. The programs provide support services for victims of sexual violence who are 14 years of age or older including medical advocacy. This funding will allow programs to provide more support and advocacy services to more individuals.

**NEW DECISION ITEM**

**RANK: 999 OF 999**

**Budget Unit:** 90234C

**HB Section: 11.165****HB Section: 11.165**

**4. DESCRIBE THE DETAILED ASSUMPTIONS USED TO DERIVE THE SPECIFIC REQUESTED AMOUNT. (How did you determine that the requested number of FTE were appropriate? From what source or standard did you derive the requested levels of funding? Were alternatives such as outsourcing or automation considered? If based on new legislation, does request tie to TAFP fiscal note? If not, explain why. Detail which portions of the request are one-times and how those amounts were calculated.)**

Services provided by this funding will include but are not limited to Professional Therapy, Crisis Intervention, Case Management, Support Group, Hotline, Medical Advocacy and Legal Advocacy. These related services are regularly provided to victims of both Domestic Violence and Sexual Assault and definitions can be found in the Domestic Violence program description. Medical advocacy includes in person crisis intervention, information and referral for victims of sexual assault. This advocacy is provided in a medical facility by qualified trained staff members or volunteers. An increase of \$500,000 will allow programs to provide more services.

**5. BREAK DOWN THE REQUEST BY BUDGET OBJECT CLASS, JOB CLASS, AND FUND SOURCE. IDENTIFY ONE-TIME COSTS.**

Budget Object Class/Job Class	Dept Req DOLLARS	GR FTE	Dept Req GR FTE	Dept Req FED DOLLARS	Dept Req FED FTE	Dept Req OTHER DOLLARS	Dept Req OTHER FTE	Dept Req TOTAL DOLLARS	Dept Req TOTAL FTE	Dept Req One-Time DOLLARS
Total PS	0	0.0	0	0.0	0	0.0	0	0.0	0	0.0
Total EE	0		0		0		0		0	
Program Distributions	0							0		
Total PSD	0		0		0		0		0	
Transfers								0		
Total TRF	0		0		0		0		0	
Grand Total	0	0.0	0	0.0	0	0.0	0	0.0	0	0.0

**RANK: 999 OF 999**

**HB Section: 11.165**

Budget Object Class/Job Class	Gov Rec DOLLARS	GR FTE	Gov Rec FED DOLLARS	Gov Rec FED FTE	Gov Rec OTHER DOLLARS	Gov Rec OTHER FTE	Gov Rec TOTAL DOLLARS	Gov Rec TOTAL FTE	Gov Rec One-Time DOLLARS
Total PS	0	0.0	0	0.0	0	0.0	0	0.0	0
Total EE	0		0		0		0		0
Program Distributions	500,000						500,000		
Total PSD	500,000		0		0		500,000		0
Transfers							0		
Total TRF	0		0		0		0		0
Grand Total	500,000	0.0	0	0.0	0	0.0	500,000	0.0	0

NEW DECISION ITEM  
RANK: 999

OF 999

Department: Social Services

Division: Family Support

DI Name: Assist Victims of Sexual Assault Core Inc DI# 1886035

Budget Unit: 90234C

HB Section: 11.165

**6. PERFORMANCE MEASURES (If new decision item has an associated core, separately identify projected performance with & without additional**

6a. Provide an effectiveness measure.

N/A

6b. Provide an efficiency measure.

N/A

6c. Provide the number of clients/individuals served, if applicable.

Year	Number of Hotline Calls	Hours of Hospital Advocacy	Adults Attending Community Education	Community Education Presentations	Hours of Service Provided by Volunteers
2015	5,699	3,743	24,594	642	75,920

New program. Measures started in FY 15.

FY 2016 numbers will be available April, 2017.

**7. STRATEGIES TO ACHIEVE THE PERFORMANCE MEASUREMENT TARGETS:**

N/A

# DECISION ITEM DETAIL

Budget Unit	FY 2016	FY 2016	FY 2017	FY 2017	FY 2018	FY 2018	FY 2018	FY 2018
Decision Item	ACTUAL	ACTUAL	BUDGET	BUDGET	DEPT REQ	DEPT REQ	GOV REC	GOV REC
Budget Object Class	DOLLAR	FTE	DOLLAR	FTE	DOLLAR	FTE	DOLLAR	FTE
<b>ASSIST VICTIMS OF SEXUAL ASSLT</b>								
<b>Sexual Assault Core Inc - 1886035</b>								
PROGRAM DISTRIBUTIONS	0	0.00	0	0.00	0	0.00	500,000	0.00
TOTAL - PD	0	0.00	0	0.00	0	0.00	500,000	0.00
<b>GRAND TOTAL</b>	<b>\$0</b>	<b>0.00</b>	<b>\$0</b>	<b>0.00</b>	<b>\$0</b>	<b>0.00</b>	<b>\$500,000</b>	<b>0.00</b>
GENERAL REVENUE	\$0	0.00	\$0	0.00	\$0	0.00	\$500,000	0.00
FEDERAL FUNDS	\$0	0.00	\$0	0.00	\$0	0.00	\$0	0.00
OTHER FUNDS	\$0	0.00	\$0	0.00	\$0	0.00	\$0	0.00





# CORE DECISION ITEM

Department: Social Services  
Division: Family Support  
Core: Blind Administration

Budget Unit: 90177C  
HB Section: 11.175

## 1. CORE FINANCIAL SUMMARY

FY 2018 Budget Request					FY 2018 Governor's Recommendation						
	GR	Federal	Other	Total	E		GR	Federal	Other	Total	E
PS	793,319	3,069,328		3,862,647		PS	793,319	3,069,328		3,862,647	
EE	129,331	725,392		854,723		EE	129,331	725,392		854,723	
PSD	3,406	17,882		21,288		PSD	3,406	17,882		21,288	
TRF						TRF					
Total	926,056	3,812,602		4,738,658		Total	926,056	3,812,602		4,738,658	
FTE	23.45	80.24		103.69		FTE	23.45	79.24		102.69	

<b>Est. Fringe</b>	458,299	1,665,040	0	2,123,339
--------------------	---------	-----------	---	-----------

Note: Fringes budgeted in House Bill 5 except for certain fringes budgeted directly to MoDOT, Highway Patrol, and Conservation.

<b>Est. Fringe</b>	458,299	1,654,732	0	2,113,031
--------------------	---------	-----------	---	-----------

Note: Fringes budgeted in House Bill 5 except for certain fringes budgeted directly to MoDOT, Highway Patrol, and Conservation.

Other Funds:

Other Funds:

## 2. CORE DESCRIPTION

This appropriation provides funding for personal services, expense & equipment and communication costs for both field and central office staff to administer the Services for the Visually Impaired programs.

## 3. PROGRAM LISTING (list programs included in this core funding)

Blind Administration

# **CORE DECISION ITEM**

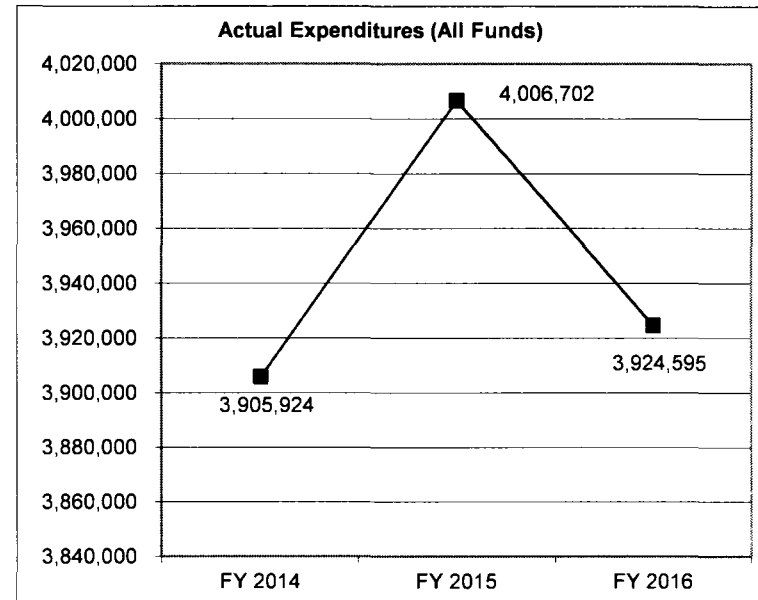
**Department: Social Services**  
**Division: Family Support**  
**Core: Blind Administration**

**Budget Unit: 90177C**

**HB Section: 11.175**

## **4. FINANCIAL HISTORY**

	<b>FY 2014 Actual</b>	<b>FY 2015 Actual</b>	<b>FY 2016 Actual</b>	<b>FY 2017 Current Yr.</b>
Appropriation (All Funds)	4,657,876	4,700,461	4,662,920	4,738,658
Less Reverted (All Funds)	(28,637)	(28,926)	(27,315)	N/A
Less Restricted (All Funds)	0	0	0	N/A
Budget Authority (All Funds)	4,629,239	4,671,535	4,635,605	N/A
Actual Expenditures (All Funds)	3,905,924	4,006,702	3,924,595	N/A
Unexpended (All Funds)	723,315	664,833	711,010	N/A
Unexpended, by Fund:				
General Revenue	106	0	18	N/A
Federal	722,451	664,833	710,992	N/A
Other	758	0	0	N/A
	<b>(1)</b>	<b>(2)</b>	<b>(3)</b>	



Reverted includes the statutory three- percent reserve (when applicable).  
 Restricted includes any Governor's Expenditure Restriction (when applicable).

### **NOTES:**

**(1) FY2014** - There was a core reduction of \$945,371 PS (30.83 FTE) and \$176,514 E&E. In addition, a one-time GR pickup (\$777,130 PS, \$141,209 E&E and 23.45 FTE) was granted to fund this program due to declining revenues in the Blind Pension Fund. In FY14, there was \$721,625 placed in reserves due to empty authority.

**(2) FY2015** - The one-time pickup was carried forward and is no longer one-time but permanently part of the core.

**(3) FY2016** - There was a core reduction of \$58,117 GR (\$49,645 PS and \$8,472 E&E). There was an agency reserve of \$702,000 Federal Funds.

## CORE RECONCILIATION DETAIL

### DEPARTMENT OF SOCIAL SERVICES BLIND ADMINISTRATION

#### 5. CORE RECONCILIATION DETAIL

				Budget Class	FTE	GR	Federal	Other	Total	Explanation
<b>TAFP AFTER VETOES</b>										
				PS	103.69	793,319	3,069,328	0	3,862,647	
				EE	0.00	132,737	735,810	0	868,547	
				PD	0.00	0	7,464	0	7,464	
				<b>Total</b>	<b>103.69</b>	<b>926,056</b>	<b>3,812,602</b>	<b>0</b>	<b>4,738,658</b>	
<b>DEPARTMENT CORE ADJUSTMENTS</b>										
Core Reallocation	531	3401		PS	(0.00)	0	0	0	0	
Core Reallocation	531	1462		PS	0.00	0	0	0	(0)	
Core Reallocation	539	1466		EE	0.00	0	(10,418)	0	(10,418)	Core reallocation will more closely align with planned expenditures.
Core Reallocation	539	3402		EE	0.00	(3,406)	0	0	(3,406)	Core reallocation will more closely align with planned expenditures.
Core Reallocation	539	3402		PD	0.00	3,406	0	0	3,406	Core reallocation will more closely align with planned expenditures.
Core Reallocation	539	1466		PD	0.00	0	10,418	0	10,418	Core reallocation will more closely align with planned expenditures.
<b>NET DEPARTMENT CHANGES</b>					<b>0.00</b>	<b>0</b>	<b>0</b>	<b>0</b>	<b>(0)</b>	
<b>DEPARTMENT CORE REQUEST</b>										
				PS	103.69	793,319	3,069,328	0	3,862,647	
				EE	0.00	129,331	725,392	0	854,723	
				PD	0.00	3,406	17,882	0	21,288	
				<b>Total</b>	<b>103.69</b>	<b>926,056</b>	<b>3,812,602</b>	<b>0</b>	<b>4,738,658</b>	

## CORE RECONCILIATION DETAIL

### DEPARTMENT OF SOCIAL SERVICES BLIND ADMINISTRATION

#### 5. CORE RECONCILIATION DETAIL

	Budget Class	FTE	GR	Federal	Other	Total	Explanation
<b>GOVERNOR'S ADDITIONAL CORE ADJUSTMENTS</b>							
Core Reduction	1925 1462 PS	(1.00)	0	0	0	0	FY 18 core reduction
<b>NET GOVERNOR CHANGES</b>		<b>(1.00)</b>	<b>0</b>	<b>0</b>	<b>0</b>	<b>0</b>	
<b>GOVERNOR'S RECOMMENDED CORE</b>							
	PS	102.69	793,319	3,069,328	0	3,862,647	
	EE	0.00	129,331	725,392	0	854,723	
	PD	0.00	3,406	17,882	0	21,288	
	<b>Total</b>	<b>102.69</b>	<b>926,056</b>	<b>3,812,602</b>	<b>0</b>	<b>4,738,658</b>	

# DECISION ITEM SUMMARY

Budget Unit								
Decision Item	FY 2016	FY 2016	FY 2017	FY 2017	FY 2018	FY 2018	FY 2018	FY 2018
Budget Object Summary	ACTUAL	ACTUAL	BUDGET	BUDGET	DEPT REQ	DEPT REQ	GOV REC	GOV REC
Fund	DOLLAR	FTE	DOLLAR	FTE	DOLLAR	FTE	DOLLAR	FTE
<b>BLIND ADMINISTRATION</b>								
<b>CORE</b>								
PERSONAL SERVICES								
GENERAL REVENUE	754,413	20.17	793,319	23.45	793,319	23.45	793,319	23.45
DEPT OF SOC SERV FEDERAL & OTH	2,639,510	70.61	3,069,328	80.24	3,069,328	80.24	3,069,328	79.24
TOTAL - PS	3,393,923	90.78	3,862,647	103.69	3,862,647	103.69	3,862,647	102.69
EXPENSE & EQUIPMENT								
GENERAL REVENUE	125,349	0.00	132,737	0.00	129,331	0.00	129,331	0.00
DEPT OF SOC SERV FEDERAL & OTH	384,035	0.00	735,810	0.00	725,392	0.00	725,392	0.00
TOTAL - EE	509,384	0.00	868,547	0.00	854,723	0.00	854,723	0.00
PROGRAM-SPECIFIC								
GENERAL REVENUE	3,406	0.00	0	0.00	3,406	0.00	3,406	0.00
DEPT OF SOC SERV FEDERAL & OTH	17,882	0.00	7,464	0.00	17,882	0.00	17,882	0.00
TOTAL - PD	21,288	0.00	7,464	0.00	21,288	0.00	21,288	0.00
<b>TOTAL</b>	<b>3,924,595</b>	<b>90.78</b>	<b>4,738,658</b>	<b>103.69</b>	<b>4,738,658</b>	<b>103.69</b>	<b>4,738,658</b>	<b>102.69</b>
<b>Federal Overtime Change - 0000016</b>								
PERSONAL SERVICES								
GENERAL REVENUE	0	0.00	0	0.00	112	0.00	0	0.00
DEPT OF SOC SERV FEDERAL & OTH	0	0.00	0	0.00	60	0.00	0	0.00
TOTAL - PS	0	0.00	0	0.00	172	0.00	0	0.00
<b>TOTAL</b>	<b>0</b>	<b>0.00</b>	<b>0</b>	<b>0.00</b>	<b>172</b>	<b>0.00</b>	<b>0</b>	<b>0.00</b>
<b>GRAND TOTAL</b>	<b>\$3,924,595</b>	<b>90.78</b>	<b>\$4,738,658</b>	<b>103.69</b>	<b>\$4,738,830</b>	<b>103.69</b>	<b>\$4,738,658</b>	<b>102.69</b>

2/7/17 8:12

im\_disummary

## FLEXIBILITY REQUEST FORM

<b>BUDGET UNIT NUMBER:</b> 90177C <b>BUDGET UNIT NAME:</b> Blind Admin <b>HOUSE BILL SECTION:</b> 11.175	<b>DEPARTMENT:</b> Department of Social Services <b>DIVISION:</b> Family Support
--	---

**1. Provide the amount by fund of personal service flexibility and the amount by fund of expense and equipment flexibility you are requesting in dollar and percentage terms and explain why the flexibility is needed. If flexibility is being requested among divisions, provide the amount by fund of flexibility you are requesting in dollar and percentage terms and explain why the flexibility is needed.**

### Governor's Recommendation

	PS or E&E	Core	% Flex Request	Flex Request Amount
	PS	\$3,862,647	25%	\$965,662
	E&E	\$876,011	25%	\$219,003
Total		\$4,738,658	25%	\$1,184,665

Not more than twenty-five percent (25%) flexibility is requested between divisions within the department, and not more than ten percent (10%) flexibility is allowed to reallocate personal service and expense and equipment between executive branch departments, providing that the total FTE for the state does not increase.

**2. Estimate how much flexibility will be used for the budget year. How much flexibility was used in the Prior Year Budget and the Current Year Budget? Please specify the amount.**

PRIOR YEAR ACTUAL AMOUNT OF FLEXIBILITY USED	CURRENT YEAR ESTIMATED AMOUNT OF FLEXIBILITY THAT WILL BE USED	BUDGET REQUEST ESTIMATED AMOUNT OF FLEXIBILITY THAT WILL BE USED
None.	None	25% Flexibility is being requested for FY 18.

**3. Please explain how flexibility was used in the prior and/or current years.**

PRIOR YEAR EXPLAIN ACTUAL USE	CURRENT YEAR EXPLAIN PLANNED USE
N/A	None.

# DECISION ITEM DETAIL

Budget Unit	FY 2016	FY 2016	FY 2017	FY 2017	FY 2018	FY 2018	FY 2018	FY 2018
Decision Item	ACTUAL	ACTUAL	BUDGET	BUDGET	DEPT REQ	DEPT REQ	GOV REC	GOV REC
Budget Object Class	DOLLAR	FTE	DOLLAR	FTE	DOLLAR	FTE	DOLLAR	FTE
<b>BLIND ADMINISTRATION</b>								
<b>CORE</b>								
ADMIN OFFICE SUPPORT ASSISTANT	227,073	7.71	241,947	8.00	239,231	8.00	239,231	8.00
SR OFFICE SUPPORT ASSISTANT	166,480	6.10	193,037	7.00	193,037	7.00	193,037	6.00
EXECUTIVE I	37,548	1.00	38,076	1.00	38,299	1.00	38,299	1.00
EXECUTIVE II	44,304	1.00	44,806	1.00	45,190	1.00	45,190	1.00
MANAGEMENT ANALYSIS SPEC II	41,683	0.99	42,524	1.00	42,779	1.00	42,779	1.00
REHAB TEACHER FOR THE BLIND	568,658	15.75	622,931	17.00	658,571	18.00	658,571	18.00
CHILDREN'S SPEC FOR THE BLIND	85,686	2.42	108,214	3.00	108,214	3.00	108,214	3.00
MOBILITY SPEC FOR THE BLIND	183,664	4.59	207,575	5.00	204,359	5.00	204,359	5.00
JOB DEV SPEC FOR THE BLIND	41,940	1.00	44,225	1.00	42,779	1.00	42,779	1.00
AREA SUPV BUS ENTPRS BLIND	183,048	5.00	191,765	5.00	186,710	5.00	186,710	5.00
REHAB ASST REHAB SRVS FOR BLND	367,792	13.20	488,150	18.69	477,902	17.00	477,902	17.00
REHAB CNSLR FOR THE BLIND II	0	0.00	37,050	1.00	0	0.00	0	0.00
COOR PREVENTION OF BLINDNESS	46,932	1.00	49,511	1.00	47,871	1.00	47,871	1.00
VOCATIONAL REHAB CSLR F/T BLIN	112,360	3.12	108,110	3.00	188,915	5.00	188,915	5.00
SR VOC REHAB CNSLR F/T BLIND	544,111	13.34	611,808	15.00	568,075	14.69	568,075	14.69
ASST SPV BUSINESS ENTPRS BLIND	40,380	1.00	39,699	1.00	41,187	1.00	41,187	1.00
PROGRAM DEVELOPMENT SPEC	116,013	2.77	127,809	3.00	171,214	4.00	171,214	4.00
FISCAL & ADMINISTRATIVE MGR B2	61,332	1.00	62,045	1.00	62,558	1.00	62,558	1.00
SOCIAL SERVICES MGR, BAND 1	329,739	6.79	347,333	7.00	346,673	7.00	346,673	7.00
SOCIAL SERVICES MNGR, BAND 2	111,756	2.00	171,027	3.00	113,991	2.00	113,991	2.00
SPECIAL ASST OFFICIAL & ADMSTR	83,424	1.00	85,005	1.00	85,092	1.00	85,092	1.00
<b>TOTAL - PS</b>	<b>3,393,923</b>	<b>90.78</b>	<b>3,862,647</b>	<b>103.69</b>	<b>3,862,647</b>	<b>103.69</b>	<b>3,862,647</b>	<b>102.69</b>
TRAVEL, IN-STATE	94,467	0.00	76,284	0.00	76,284	0.00	76,284	0.00
TRAVEL, OUT-OF-STATE	12,091	0.00	1,280	0.00	1,280	0.00	1,280	0.00
SUPPLIES	91,749	0.00	106,992	0.00	90,633	0.00	90,633	0.00
PROFESSIONAL DEVELOPMENT	26,428	0.00	13,108	0.00	26,428	0.00	26,428	0.00
COMMUNICATION SERV & SUPP	51,497	0.00	13,108	0.00	51,497	0.00	51,497	0.00
PROFESSIONAL SERVICES	20,420	0.00	450,981	0.00	324,231	0.00	324,231	0.00
HOUSEKEEPING & JANITORIAL SERV	0	0.00	100	0.00	0	0.00	0	0.00
M&R SERVICES	178,998	0.00	89,855	0.00	178,998	0.00	178,998	0.00
COMPUTER EQUIPMENT	1,745	0.00	0	0.00	0	0.00	0	0.00
MOTORIZED EQUIPMENT	0	0.00	150	0.00	0	0.00	0	0.00



# DECISION ITEM DETAIL

Budget Unit	FY 2016	FY 2016	FY 2017	FY 2017	FY 2018	FY 2018	FY 2018	FY 2018
Decision Item	ACTUAL	ACTUAL	BUDGET	BUDGET	DEPT REQ	DEPT REQ	GOV REC	GOV REC
Budget Object Class	DOLLAR	FTE	DOLLAR	FTE	DOLLAR	FTE	DOLLAR	FTE
<b>BLIND ADMINISTRATION</b>								
<b>CORE</b>								
OFFICE EQUIPMENT	4,593	0.00	45,989	0.00	45,989	0.00	45,989	0.00
OTHER EQUIPMENT	23,353	0.00	55,193	0.00	55,193	0.00	55,193	0.00
PROPERTY & IMPROVEMENTS	58	0.00	6,195	0.00	105	0.00	105	0.00
BUILDING LEASE PAYMENTS	2,601	0.00	3,202	0.00	2,601	0.00	2,601	0.00
EQUIPMENT RENTALS & LEASES	374	0.00	1,327	0.00	374	0.00	374	0.00
MISCELLANEOUS EXPENSES	1,010	0.00	4,783	0.00	1,110	0.00	1,110	0.00
<b>TOTAL - EE</b>	<b>509,384</b>	<b>0.00</b>	<b>868,547</b>	<b>0.00</b>	<b>854,723</b>	<b>0.00</b>	<b>854,723</b>	<b>0.00</b>
DEBT SERVICE	21,288	0.00	7,464	0.00	21,288	0.00	21,288	0.00
<b>TOTAL - PD</b>	<b>21,288</b>	<b>0.00</b>	<b>7,464</b>	<b>0.00</b>	<b>21,288</b>	<b>0.00</b>	<b>21,288</b>	<b>0.00</b>
<b>GRAND TOTAL</b>	<b>\$3,924,595</b>	<b>90.78</b>	<b>\$4,738,658</b>	<b>103.69</b>	<b>\$4,738,658</b>	<b>103.69</b>	<b>\$4,738,658</b>	<b>102.69</b>
<b>GENERAL REVENUE</b>	<b>\$883,168</b>	<b>20.17</b>	<b>\$926,056</b>	<b>23.45</b>	<b>\$926,056</b>	<b>23.45</b>	<b>\$926,056</b>	<b>23.45</b>
<b>FEDERAL FUNDS</b>	<b>\$3,041,427</b>	<b>70.61</b>	<b>\$3,812,602</b>	<b>80.24</b>	<b>\$3,812,602</b>	<b>80.24</b>	<b>\$3,812,602</b>	<b>79.24</b>
<b>OTHER FUNDS</b>	<b>\$0</b>	<b>0.00</b>	<b>\$0</b>	<b>0.00</b>	<b>\$0</b>	<b>0.00</b>	<b>\$0</b>	<b>0.00</b>

## PROGRAM DESCRIPTION

**Department: Social Services**

**HB Section: 11.175**

**Program Name: Blind Administration**

**Program is found in the following core budget(s): Blind Administration**

### **1. What does this program do?**

Blind Administration provides for personal services, expense & equipment and communication costs for both field and central office staff to administer the Services for the Blind and Visually Impaired programs. Blind Administration is also responsible for the coordination and administration of Rehabilitation Services for the Blind (RSB) policies and procedures.

Rehabilitation Services for the Blind (RSB) administers seven programs designed to provide blind and visually impaired individuals with the opportunity to obtain employment commensurate with their goals and abilities and to attain the independent living skills appropriate for each client. The Workforce Innovation and Opportunity Act (WIOA) has made significant changes to the Vocational Rehabilitation program that will increase employment opportunities for individuals with disabilities. Through new partnerships with WIOA core partners, RSB Administration has developed services, common performance measures and a combined state plan. This funding supports a case management system that allows for a more streamlined federal reporting process and provides an enhanced service delivery system to clients in a much more cost effective manner. This system allows for RSB management to monitor and review client cases in real time and to review client progress and initiate adjustments in their services if necessary. Please refer to Services for Visually Impaired narrative for more detailed information on each program.

### **2. What is the authorization for this program, i.e., federal or state statute, etc.? (Include the federal program number, if applicable.)**

State statute: RSMo. 8.051, 8.700-8.745, 207.010, 207.020, 209.010, 209.015, 209.020, 178.160-178.180; Federal law: Randolph-Sheppard Act as amended through 1974, 34 CFR 395, Rehabilitation Act of 1973 as amended by WIOA-Title VII-Part B and Chapter 2, and the Workforce Innovation and Opportunity Act of 2014 upon full implementation.

### **3. Are there federal matching requirements? If yes, please explain.**

Vocational Rehabilitation funding is 78.7% Federal and 21.3% State.

### **4. Is this a federally mandated program? If yes, please explain.**

Yes, except for funding of Prevention of Blindness, Reader Services, Blindness Education Screening and Treatment (BEST) Program, and the Children's Services Program. See #2 above for the listed Federal statutes.

## PROGRAM DESCRIPTION

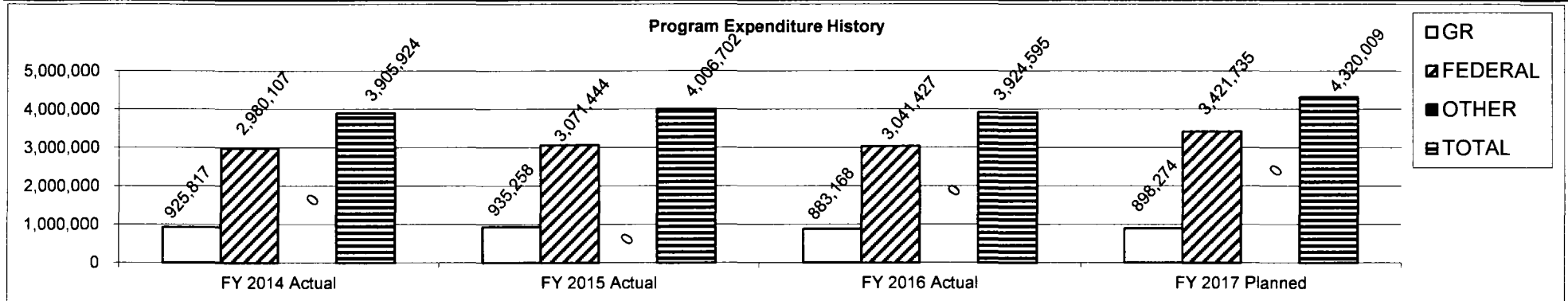
**Department: Social Services**

**HB Section: 11.175**

**Program Name: Blind Administration**

**Program is found in the following core budget(s): Blind Administration**

### 5. Provide actual expenditures for the prior three fiscal years and planned expenditures for the current fiscal year.



Planned FY 2017 expenditures are net of reverted and reserve.

### 6. What are the sources of the "Other " funds?

N/A

### 7a. Provide an effectiveness measure.

See Services for the Visually Impaired for effectiveness measures.

### 7b. Provide an efficiency measure.

See Services for the Visually Impaired for efficiency measures.

### 7c. Provide the number of clients/individuals served, if applicable.

See Services for the Visually Impaired for number of clients served.

### 7d. Provide a customer satisfaction measure, if available.

N/A



# CORE DECISION ITEM

Department: Social Services  
Division: Family Support  
Core: Services for the Visually Impaired

Budget Unit: 90179C  
HB Section: 11.180

## 1. CORE FINANCIAL SUMMARY

FY 2018 Budget Request					FY 2018 Governor's Recommendation						
	GR	Federal	Other	Total	E		GR	Federal	Other	Total	E
PS						PS					
EE	224,666	708,652	31,447	964,765		EE	224,666	708,652	31,447	964,765	
PSD	1,259,165	5,663,423	417,548	7,340,136		PSD	1,259,165	5,663,423	417,548	7,340,136	
TRF						TRF					
Total	1,483,831	6,372,075	448,995	8,304,901		Total	1,483,831	6,372,075	448,995	8,304,901	
FTE				0.00		FTE				0.00	

Est. Fringe	0	0	0	0
-------------	---	---	---	---

Note: Fringes budgeted in House Bill 5 except for certain fringes budgeted directly to MoDOT, Highway Patrol, and Conservation.

Est. Fringe	0	0	0	0
-------------	---	---	---	---

Note: Fringes budgeted in House Bill 5 except for certain fringes budgeted directly to MoDOT, Highway Patrol, and Conservation.

Other Funds: Family Services Donations (0167)  
Blindness Education Screening and Treatment (0892)

Other Funds: Family Services Donations (0167)  
Blindness Education Screening and Treatment (0892)

## 2. CORE DESCRIPTION

Through Services for the Visually Impaired, Rehabilitation Services for the Blind (RSB) provides eligible consumers the opportunity to identify appropriate living and employment goals and attain the skill levels necessary to achieve those goals.

## 3. PROGRAM LISTING (list programs included in this core funding)

Services for the Visually Impaired

# CORE DECISION ITEM

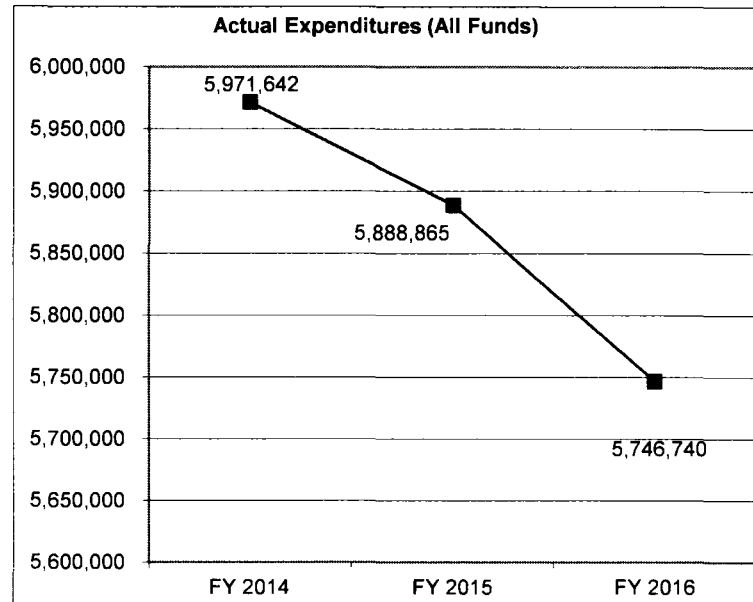
**Department: Social Services**  
**Division: Family Support**  
**Core: Services for the Visually Impaired**

**Budget Unit: 90179C**

**HB Section: 11.180**

## 4. FINANCIAL HISTORY

	FY 2014 Actual	FY 2015 Actual	FY 2016 Current Yr.	FY 2016 Current Yr.
Appropriation (All Funds)	8,399,614	8,399,614	8,304,901	8,304,901
Less Reverted (All Funds)	(47,356)	(47,356)	(44,515)	N/A
Less Restricted (All Funds)	0	0	0	N/A
Budget Authority (All Funds)	8,352,258	8,352,258	8,260,386	N/A
Actual Expenditures (All Funds)	5,971,642	5,888,865	5,746,740	N/A
Unexpended (All Funds)	2,380,616	2,463,393	2,513,646	N/A
Unexpended, by Fund:				
General Revenue	0	0	0	N/A
Federal	2,193,821	2,363,398	2,413,651	N/A
Other	186,795	99,995	99,995	N/A
	(1)	(2)	(3)	



Reverted includes the statutory three percent reserve (when applicable).  
 Restricted includes any Governor's Expenditure Restriction (when applicable).

### NOTES:

- (1) FY2014** - There was a core reduction of \$1.5 million PSD and \$151,256 E&E. In addition, a one-time GR pickup (\$1.4 million PSD and \$151,256 E&E) was granted to fund this program due to declining revenues in the Blind Pension Fund. In FY14, there was \$2,371,795 placed in reserves due to empty authority.
- (2) FY2015** - The one-time pickup was carried forward and is no longer one-time but permanently part of the core.
- (3) FY2016** - There was a core reduction of \$94,713 GR. There as an agency reserve of \$2,250,000 federal funds and \$99,995 in the BEST fund.

## CORE RECONCILIATION DETAIL

### DEPARTMENT OF SOCIAL SERVICES SERVICES FOR VISUALLY IMPAIRE

#### 5. CORE RECONCILIATION DETAIL

				Budget Class	FTE	GR	Federal	Other	Total	Explanation
<b>TAFP AFTER VETOES</b>										
				EE	0.00	142,181	363,800	16,000	521,981	
				PD	0.00	1,341,650	6,008,275	432,995	7,782,920	
				<b>Total</b>	<b>0.00</b>	<b>1,483,831</b>	<b>6,372,075</b>	<b>448,995</b>	<b>8,304,901</b>	
<b>DEPARTMENT CORE ADJUSTMENTS</b>										
Core Reallocation	586	3643		EE	0.00	0	0	15,447	15,447	Core reallocation will more closely align with planned expenditures.
Core Reallocation	586	1415		EE	0.00	82,485	0	0	82,485	Core reallocation will more closely align with planned expenditures.
Core Reallocation	586	1416		EE	0.00	0	344,852	0	344,852	Core reallocation will more closely align with planned expenditures.
Core Reallocation	586	3643		PD	0.00	0	0	(15,447)	(15,447)	Core reallocation will more closely align with planned expenditures.
Core Reallocation	586	1416		PD	0.00	0	(344,852)	0	(344,852)	Core reallocation will more closely align with planned expenditures.
Core Reallocation	586	1415		PD	0.00	(82,485)	0	0	(82,485)	Core reallocation will more closely align with planned expenditures.
<b>NET DEPARTMENT CHANGES</b>					<b>0.00</b>	<b>0</b>	<b>0</b>	<b>0</b>	<b>0</b>	
<b>DEPARTMENT CORE REQUEST</b>										
				EE	0.00	224,666	708,652	31,447	964,765	
				PD	0.00	1,259,165	5,663,423	417,548	7,340,136	
				<b>Total</b>	<b>0.00</b>	<b>1,483,831</b>	<b>6,372,075</b>	<b>448,995</b>	<b>8,304,901</b>	
<b>GOVERNOR'S RECOMMENDED CORE</b>										
				EE	0.00	224,666	708,652	31,447	964,765	

---

**CORE RECONCILIATION DETAIL**

---

**DEPARTMENT OF SOCIAL SERVICES  
SERVICES FOR VISUALLY IMPAIRE**

---

**5. CORE RECONCILIATION DETAIL**

---

	<b>Budget Class</b>	<b>FTE</b>	<b>GR</b>	<b>Federal</b>	<b>Other</b>	<b>Total</b>	<b>Explanation</b>
<b>GOVERNOR'S RECOMMENDED CORE</b>							
	PD	0.00	1,259,165	5,663,423	417,548	7,340,136	
	<b>Total</b>	<b>0.00</b>	<b>1,483,831</b>	<b>6,372,075</b>	<b>448,995</b>	<b>8,304,901</b>	



# DECISION ITEM SUMMARY

Budget Unit									
Decision Item	FY 2016	FY 2016	FY 2017	FY 2017	FY 2018	FY 2018	FY 2018	FY 2018	
Budget Object Summary	ACTUAL	ACTUAL	BUDGET	BUDGET	DEPT REQ	DEPT REQ	GOV REC	GOV REC	
Fund	DOLLAR	FTE	DOLLAR	FTE	DOLLAR	FTE	DOLLAR	FTE	
<b>SERVICES FOR VISUALLY IMPAIRE</b>									
<b>CORE</b>									
EXPENSE & EQUIPMENT									
GENERAL REVENUE	224,666	0.00	142,181	0.00	224,666	0.00	224,666	0.00	
DEPT OF SOC SERV FEDERAL & OTH	708,652	0.00	363,800	0.00	708,652	0.00	708,652	0.00	
FAMILY SERVICES DONATIONS	0	0.00	16,000	0.00	16,000	0.00	16,000	0.00	
BLINDNESS EDUC, SCRNG & TRTMNT	15,447	0.00	0	0.00	15,447	0.00	15,447	0.00	
TOTAL - EE	948,765	0.00	521,981	0.00	964,765	0.00	964,765	0.00	
PROGRAM-SPECIFIC									
GENERAL REVENUE	1,214,650	0.00	1,341,650	0.00	1,259,165	0.00	1,259,165	0.00	
DEPT OF SOC SERV FEDERAL & OTH	3,249,772	0.00	6,008,275	0.00	5,663,423	0.00	5,663,423	0.00	
FAMILY SERVICES DONATIONS	0	0.00	83,995	0.00	83,995	0.00	83,995	0.00	
BLINDNESS EDUC, SCRNG & TRTMNT	333,553	0.00	349,000	0.00	333,553	0.00	333,553	0.00	
TOTAL - PD	4,797,975	0.00	7,782,920	0.00	7,340,136	0.00	7,340,136	0.00	
<b>TOTAL</b>	<b>5,746,740</b>	<b>0.00</b>	<b>8,304,901</b>	<b>0.00</b>	<b>8,304,901</b>	<b>0.00</b>	<b>8,304,901</b>	<b>0.00</b>	
<b>GRAND TOTAL</b>	<b>\$5,746,740</b>	<b>0.00</b>	<b>\$8,304,901</b>	<b>0.00</b>	<b>\$8,304,901</b>	<b>0.00</b>	<b>\$8,304,901</b>	<b>0.00</b>	

## FLEXIBILITY REQUEST FORM

<b>BUDGET UNIT NUMBER:</b> 90179C <b>BUDGET UNIT NAME:</b> Services for the Visually Impaired <b>HOUSE BILL SECTION:</b> 11.180	<b>DEPARTMENT:</b> Department of Social Services  <b>DIVISION:</b> Family Support												
<b>1. Provide the amount by fund of personal service flexibility and the amount by fund of expense and equipment flexibility you are requesting in dollar and percentage terms and explain why the flexibility is needed. If flexibility is being requested among divisions, provide the amount by fund of flexibility you are requesting in dollar and percentage terms and explain why the flexibility is needed.</b>													
<b>Governor's Recommendation</b>													
E&E PSD Total Request	<table border="1" style="margin-left: auto; margin-right: auto;"> <thead> <tr> <th style="text-align: left;">Core</th> <th style="text-align: left;">% Flex Requested</th> <th style="text-align: left;">Flex Request Amount</th> </tr> </thead> <tbody> <tr> <td>\$964,765</td> <td>10%</td> <td>\$96,477</td> </tr> <tr> <td>\$7,340,136</td> <td>10%</td> <td>\$734,014</td> </tr> <tr> <td style="border-top: 1px solid black;">\$8,304,901</td> <td style="border-top: 1px solid black;">10%</td> <td style="border-top: 1px solid black;">\$830,490</td> </tr> </tbody> </table>	Core	% Flex Requested	Flex Request Amount	\$964,765	10%	\$96,477	\$7,340,136	10%	\$734,014	\$8,304,901	10%	\$830,490
Core	% Flex Requested	Flex Request Amount											
\$964,765	10%	\$96,477											
\$7,340,136	10%	\$734,014											
\$8,304,901	10%	\$830,490											
<b>2. Estimate how much flexibility will be used for the budget year. How much flexibility was used in the Prior Year Budget and the Current Year Budget? Please specify the amount.</b>													
<b>PRIOR YEAR ACTUAL AMOUNT OF FLEXIBILITY USED</b>	<b>CURRENT YEAR ESTIMATED AMOUNT OF FLEXIBILITY THAT WILL BE USED</b>												
None.	H.B. 11 language allows for up to 10% flexibility between House Bill Sections 11.100, 11.115 and 11.180.												
<b>BUDGET REQUEST ESTIMATED AMOUNT OF FLEXIBILITY THAT WILL BE USED</b>													
10% Flexibility is being requested for FY 18.													
<b>3. Please explain how flexibility was used in the prior and/or current years.</b>													
<b>PRIOR YEAR EXPLAIN ACTUAL USE</b>	<b>CURRENT YEAR EXPLAIN PLANNED USE</b>												
N/A	Flexibility allows continued service without disrupting or delaying benefits and services for visually impaired clients.												

# DECISION ITEM DETAIL

Budget Unit	FY 2016	FY 2016	FY 2017	FY 2017	FY 2018	FY 2018	FY 2018	FY 2018
Decision Item	ACTUAL	ACTUAL	BUDGET	BUDGET	DEPT REQ	DEPT REQ	GOV REC	GOV REC
Budget Object Class	DOLLAR	FTE	DOLLAR	FTE	DOLLAR	FTE	DOLLAR	FTE
<b>SERVICES FOR VISUALLY IMPAIRE</b>								
<b>CORE</b>								
TRAVEL, IN-STATE	148,546	0.00	150,090	0.00	148,546	0.00	148,546	0.00
SUPPLIES	32,121	0.00	26,989	0.00	32,121	0.00	32,121	0.00
PROFESSIONAL SERVICES	343,118	0.00	89,788	0.00	359,118	0.00	359,118	0.00
HOUSEKEEPING & JANITORIAL SERV	4,298	0.00	1,157	0.00	4,298	0.00	4,298	0.00
M&R SERVICES	90,491	0.00	43,011	0.00	90,491	0.00	90,491	0.00
OFFICE EQUIPMENT	0	0.00	100	0.00	0	0.00	0	0.00
OTHER EQUIPMENT	137,975	0.00	54,367	0.00	137,975	0.00	137,975	0.00
PROPERTY & IMPROVEMENTS	9,035	0.00	82	0.00	9,035	0.00	9,035	0.00
BUILDING LEASE PAYMENTS	6,364	0.00	0	0.00	6,364	0.00	6,364	0.00
EQUIPMENT RENTALS & LEASES	0	0.00	40	0.00	0	0.00	0	0.00
MISCELLANEOUS EXPENSES	176,817	0.00	156,357	0.00	176,817	0.00	176,817	0.00
<b>TOTAL - EE</b>	<b>948,765</b>	<b>0.00</b>	<b>521,981</b>	<b>0.00</b>	<b>964,765</b>	<b>0.00</b>	<b>964,765</b>	<b>0.00</b>
PROGRAM DISTRIBUTIONS	4,797,975	0.00	7,782,920	0.00	7,340,136	0.00	7,340,136	0.00
<b>TOTAL - PD</b>	<b>4,797,975</b>	<b>0.00</b>	<b>7,782,920</b>	<b>0.00</b>	<b>7,340,136</b>	<b>0.00</b>	<b>7,340,136</b>	<b>0.00</b>
<b>GRAND TOTAL</b>	<b>\$5,746,740</b>	<b>0.00</b>	<b>\$8,304,901</b>	<b>0.00</b>	<b>\$8,304,901</b>	<b>0.00</b>	<b>\$8,304,901</b>	<b>0.00</b>
<b>GENERAL REVENUE</b>	<b>\$1,439,316</b>	<b>0.00</b>	<b>\$1,483,831</b>	<b>0.00</b>	<b>\$1,483,831</b>	<b>0.00</b>	<b>\$1,483,831</b>	<b>0.00</b>
<b>FEDERAL FUNDS</b>	<b>\$3,958,424</b>	<b>0.00</b>	<b>\$6,372,075</b>	<b>0.00</b>	<b>\$6,372,075</b>	<b>0.00</b>	<b>\$6,372,075</b>	<b>0.00</b>
<b>OTHER FUNDS</b>	<b>\$349,000</b>	<b>0.00</b>	<b>\$448,995</b>	<b>0.00</b>	<b>\$448,995</b>	<b>0.00</b>	<b>\$448,995</b>	<b>0.00</b>

## PROGRAM DESCRIPTION

**Department: Social Services**

**HB Section: 11.180**

**Program Name: Services for the Visually Impaired**

**Program is found in the following core budget(s): Services for the Visually Impaired**

### 1. What does this program do?

Rehabilitation Services for the Blind (RSB) provides services to blind Missourians that affords the individual with an opportunity to identify appropriate living and employment goals and attain the skill levels necessary to achieve those goals. These services are provided through the following programs:

#### Vocational Rehabilitation (VR)

This program provides the services necessary to enable blind and visually impaired individuals to retain, maintain or obtain employment. Services are provided either directly by RSB staff or outsourced. Direct services provided by staff include adjustment and vocational counseling and guidance; job development and placement; travel; training; and instruction in communication, personal management and homemaking skills. Equipment and services such as physical restoration and training are purchased for blind and visually impaired consumers. Services are provided in accordance with the Rehabilitation Act of 1973 as amended in 2014 by the Workforce Innovation and Opportunity Action (WIOA). WIOA reforms and modernizes the public workforce system and enhances several key employment, education, and training programs. RSB is a required core WIOA partner for the implementation and provision of vocational rehabilitation services under Title IV. The federal oversight agency, Rehabilitation Services Administration, released new regulations that became effective September 19, 2016. RSB has developed new partnerships with the core partners, received federal approval on a combined state plan, begun updating the electronic case management system and continues staff training. The impact of the new regulations includes redefining employment outcomes and eliminating specific employment categories, new staff training and qualification standards, new performance measures, and an emphasis on students in transition requiring a 15% grant reserve. The new definition of competitive integrated employment and elimination of job categories will result in reduced employment outcomes and clients served. Beginning FFY 17, new performance indicators will be used to measure program effectiveness. As WIOA continues to develop at the federal, state and local levels, RSB will continue to work on improving partner relationships and provide staff the required knowledge and resources.

#### Business Enterprise Program (BEP)

Staff provide technical assistance in the establishment of vending facilities in federal, state and other properties; and supervisory and management services for facilities on an on-going basis. This program provides opportunities for self-employment to blind consumers.

#### Prevention of Blindness (POB)

The Prevention of Blindness Program arranges for and provides eye care to medically indigent persons. Services provided for eye care include treatment, surgery, hospitalization, medication and other physical restoration services, a glaucoma screening program and full scale screening clinics for glaucoma and vision. In addition, based on the availability of funds, the Blindness Education, Screening and Treatment (BEST) program fund, provides for blindness education, screening and treatment for eligible medically indigent persons.

#### Children's Services (CS)

Provides early identification/intervention, educational advocacy, parent education referral and resource information and counseling and guidance services to families with visually impaired children from birth to transition to an adult program. Staff also provides consultation to schools serving blind and visually impaired children.

#### Readers for the Blind

The program provides up to \$500 per year to meet the cost of readers for legally blind individuals who are attending eligible post-secondary institutions.

## PROGRAM DESCRIPTION

**Department: Social Services**

**HB Section: 11.180**

**Program Name: Services for the Visually Impaired**

**Program is found in the following core budget(s): Services for the Visually Impaired**

### Independent Living Rehabilitation (ILR-Adult)

Provides the services required by eligible consumers to obtain their maximum level of independence. Services include training provided by staff in areas of communication, personal management and homemaking skills. Equipment and services such as physical restoration and other training are purchased.

### Independent Living Rehabilitation - Older Blind (ILR-OB)

Provides eye exams, peer counseling, low vision aids, training in orientation and mobility, communication and other activities of daily living for blind and visually impaired individuals over age 55. This program strives to improve the individual's ability to function independently and safely in the home and community.

### **2. What is the authorization for this program, i.e., federal or state statute, etc.? (Include the federal program number, if applicable.)**

State statute: RSMo. 8.051, 8.700-8.745, 207.010, 207.020, 209.010, 209.015, 209.020, 178.160-178.180; Federal law: Randolph-Sheppard Act as amended through 1974, 34 CFR 395, Rehabilitation Act of 1973 as amended by WIOA-Title VII-Part B and Chapter 2, and the Workforce Innovation and Opportunity Act of 2014 upon full implementation.

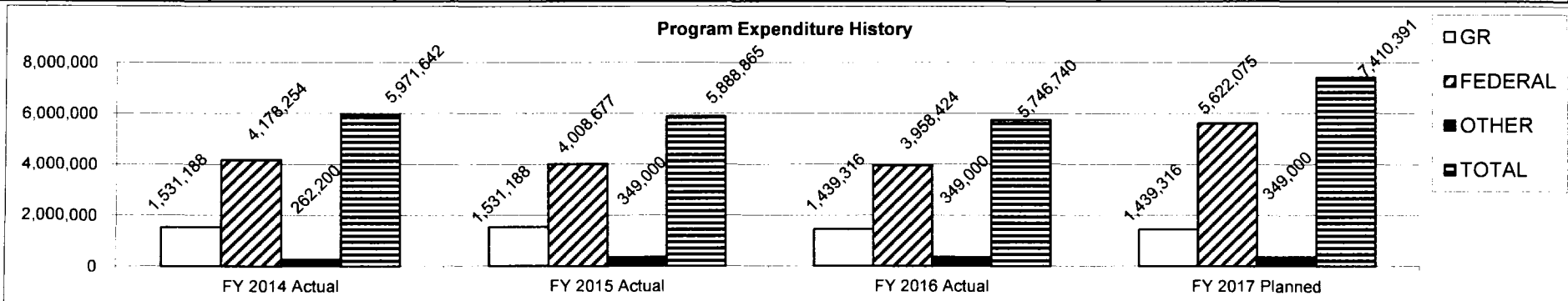
### **3. Are there federal matching requirements? If yes, please explain.**

Vocational Rehabilitation funding is 78.7% Federal and 21.3% State  
Independent Living Rehabilitation funding is 90% Federal and 10% State  
Older Blind Services (OBS) funding is 90% Federal and 10% State

### **4. Is this a federally mandated program? If yes, please explain.**

Yes, with the exception of funding for Prevention of Blindness, Reader Services, BEST and the Children's Services Program. See #2 above for the listed Federal statutes.

### **5. Provide actual expenditures for the prior three fiscal years and planned expenditures for the current fiscal year.**



Planned FY 2017 expenditures are net of reverted and reserve.

## PROGRAM DESCRIPTION

Department: Social Services

HB Section: 11.180

Program Name: Services for the Visually Impaired

Program is found in the following core budget(s): Services for the Visually Impaired

### 6. What are the sources of the "Other " funds?

Family Services Donated Funds (0167) and Blindness Education Screening and Treatment Funds (0892).

### 7a. Provide an effectiveness measure.

#### Older Blind Services (OBS) Individuals Rehabilitated

Year	Projected Number of OBS Rehabilitated	Actual Number of OBS Rehabilitated
FFY 14	850	750
FFY 15	750	649
FFY 16	650	605
FFY 17	625	
FFY 18	625	
FFY 19	625	

#### Consumers in Vocational Rehab Program Rehabilitated

Year	Projected Number of Consumers Rehabilitated	Actual Number of Consumers Rehabilitated
FFY 14	272	271
FFY 15	273	272
FFY 16	273	273
FFY 17	183	
FFY 18	183	
FFY 19	183	

Note: Projections in tables serving Vocational Rehabilitation clients have been reduced due to WIOA and new federal regulations.

#### Number Achieving Employment

Aggregate Years	Projected Number Achieving Employment	Actual Number Achieving Employment
FFY13 & 14	541	541
FFY14 & 15	542	543
FFY15 & 16	543	543
FFY16 & 17	543	545
FFY17 & 18	366	
FFY18 & 19	366	

#### Return on Investment

Federal Fiscal Year	Total Annual Wages After Services for Employed VR Clients
FFY12	\$5,801,788
FFY13	\$5,184,696
FFY14	\$5,434,247
FFY15	\$5,105,100
FFY16	\$5,102,075

**PROGRAM DESCRIPTION**

Department: Social Services

HB Section:

11.180

Program Name: Services for the Visually Impaired

Program is found in the following core budget(s): Services for the Visually Impaired

**7b. Provide an efficiency measure.**

**Rehabilitation Rate/Voc. Rehab. Visually Impaired**

Year	Projected Rehabilitation Rate	Actual Rehabilitation Rate
FFY 14	72.0%	72.3%
FFY 15	70.0%	72.2%
FFY 16	72.3%	83.5%
FFY 17	75.0%	
FFY 18	75.0%	
FFY 19	75.0%	

**7c. Provide the number of clients/individuals served, if applicable.**

**Number of Vocational Rehabilitation Consumers**

Year	Projected Number of Consumers	Actual Number of Consumers
FFY 14	2,150	2,007
FFY 15	2,050	1,874
FFY 16	1,850	1,555
FFY 17	1,575	
FFY 18	1,575	
FFY 19	1,575	

**Number of Independent Living Consumers**

Year	Projected Number of Consumers	Actual Number of Consumers
FFY 14	1,850	1,479
FFY 15	1,500	1,448
FFY 16	1,500	1,531
FFY 17	1,500	
FFY 18	1,500	
FFY 19	1,500	

## PROGRAM DESCRIPTION

Department: Social Services

HB Section:

11.180

Program Name: Services for the Visually Impaired

Program is found in the following core budget(s): Services for the Visually Impaired

### Total Served by Program

Year	Grand Total Served	Vocational Rehabilitation	Older Blind Services	Independent Living Rehabilitation	Prevention of Blindness	Children's Services
FFY12	8,719	2,282	1,743	295	3,951	448
FFY13	6,413	2,157	1,510	250	2,068	428
FFY14	6,929	2,007	1,269	210	2,954	489
FFY15	7,519	1,874	1,219	231	3,722	473
FFY16	7,061	1,555	1,264	267	3,490	485

7d. Provide a customer satisfaction measure, if available.

N/A





# CORE DECISION ITEM

Department: Social Services  
Division: Family Support  
Core: Business Enterprise

Budget Unit: 90178C  
HB Section: 11.185

## 1. CORE FINANCIAL SUMMARY

FY 2018 Budget Request						FY 2018 Governor's Recommendation					
	GR	Federal	Other	Total	E		GR	Federal	Other	Total	E
PS						PS					
EE						EE					
PSD		35,000,000		35,000,000		PSD		35,000,000		35,000,000	
TRF						TRF					
Total		35,000,000		35,000,000		Total		35,000,000		35,000,000	
FTE				0.00		FTE				0.00	

<b>Est. Fringe</b>	0	0	0	0
<i>Note: Fringes budgeted in House Bill 5 except for certain fringes budgeted directly to MoDOT, Highway Patrol, and Conservation.</i>				

<b>Est. Fringe</b>	0	0	0	0
<i>Note: Fringes budgeted in House Bill 5 except for certain fringes budgeted directly to MoDOT, Highway Patrol, and Conservation.</i>				

Other Funds:

Other Funds:

## 2. CORE DESCRIPTION

The Business Enterprise Program, authorized by the Randolph-Sheppard Act, provides blind vendors licensed by the Department of Social Services (DSS) with a priority for the operation of vending facilities, including military dining facilities on federal property. The DSS has entered into a contract with the Department of Defense (DOD) to provide full food service at Fort Leonard Wood. The role of DSS is to facilitate the contract arrangement.

## 3. PROGRAM LISTING (list programs included in this core funding)

Business Enterprise

# **CORE DECISION ITEM**

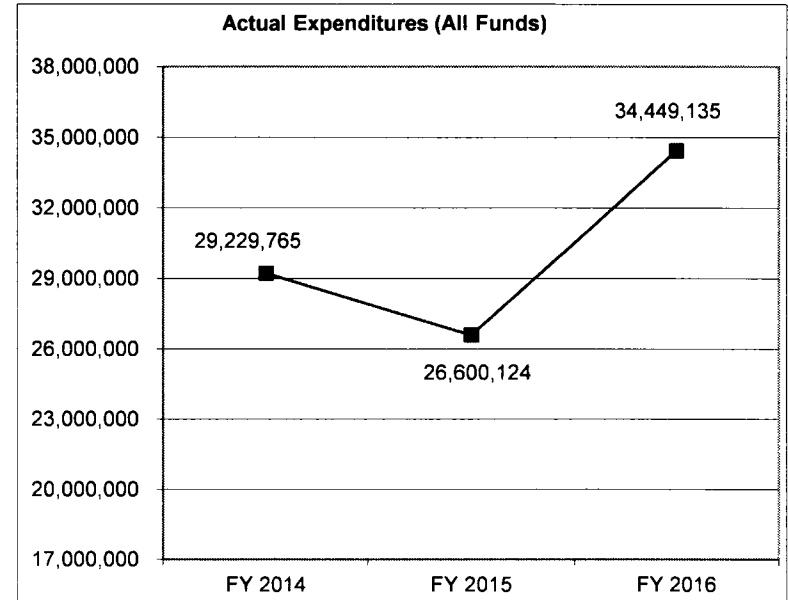
**Department: Social Services**  
**Division: Family Support**  
**Core: Business Enterprise**

**Budget Unit: 90178C**

**HB Section: 11.185**

## **4. FINANCIAL HISTORY**

	<b>FY 2014 Actual</b>	<b>FY 2015 Actual</b>	<b>FY 2016 Actual</b>	<b>FY 2017 Current Yr.</b>
Appropriation (All Funds)	30,000,000	32,922,976	35,000,000	35,000,000
Less Reverted (All Funds)	0	0	0	N/A
Less Restricted (All Funds)	0	0	0	N/A
Budget Authority (All Funds)	30,000,000	32,922,976	35,000,000	N/A
Actual Expenditures (All Funds)	29,229,765	26,600,124	34,449,135	N/A
Unexpended (All Funds)	770,235	6,322,852	550,865	N/A
Unexpended, by Fund:				
General Revenue	0	0	0	N/A
Federal	770,235	6,322,852	550,865	N/A
Other	0	0	0	N/A
		<b>(1)</b>	<b>(2)</b>	



Reverted includes the statutory three- percent reserve (when applicable).  
 Restricted includes any Governor's Expenditure Restriction (when applicable).

### **NOTES:**

- (1)** FY2015 - A supplemental request for \$2,922,976 was granted.  
**(2)** FY2016 - An increase of \$5,000,000 federal authority was granted.

**CORE RECONCILIATION DETAIL**

**DEPARTMENT OF SOCIAL SERVICES  
BUSINESS ENTERPRISES**

**5. CORE RECONCILIATION DETAIL**

	<b>Budget Class</b>	<b>FTE</b>	<b>GR</b>	<b>Federal</b>	<b>Other</b>	<b>Total</b>	<b>Explanation</b>
<b>TAFP AFTER VETOES</b>							
	PD	0.00	0	35,000,000	0	35,000,000	
	<b>Total</b>	<b>0.00</b>	<b>0</b>	<b>35,000,000</b>	<b>0</b>	<b>35,000,000</b>	
<b>DEPARTMENT CORE REQUEST</b>							
	PD	0.00	0	35,000,000	0	35,000,000	
	<b>Total</b>	<b>0.00</b>	<b>0</b>	<b>35,000,000</b>	<b>0</b>	<b>35,000,000</b>	
<b>GOVERNOR'S RECOMMENDED CORE</b>							
	PD	0.00	0	35,000,000	0	35,000,000	
	<b>Total</b>	<b>0.00</b>	<b>0</b>	<b>35,000,000</b>	<b>0</b>	<b>35,000,000</b>	

## DECISION ITEM SUMMARY

Budget Unit								
Decision Item	FY 2016	FY 2016	FY 2017	FY 2017	FY 2018	FY 2018	FY 2018	FY 2018
Budget Object Summary	ACTUAL	ACTUAL	BUDGET	BUDGET	DEPT REQ	DEPT REQ	GOV REC	GOV REC
Fund	DOLLAR	FTE	DOLLAR	FTE	DOLLAR	FTE	DOLLAR	FTE
<b>BUSINESS ENTERPRISES</b>								
<b>CORE</b>								
PROGRAM-SPECIFIC								
DEPT OF SOC SERV FEDERAL & OTH	34,449,135	0.00	35,000,000	0.00	35,000,000	0.00	35,000,000	0.00
TOTAL - PD	34,449,135	0.00	35,000,000	0.00	35,000,000	0.00	35,000,000	0.00
<b>TOTAL</b>	<b>34,449,135</b>	<b>0.00</b>	<b>35,000,000</b>	<b>0.00</b>	<b>35,000,000</b>	<b>0.00</b>	<b>35,000,000</b>	<b>0.00</b>
<b>GRAND TOTAL</b>	<b>\$34,449,135</b>	<b>0.00</b>	<b>\$35,000,000</b>	<b>0.00</b>	<b>\$35,000,000</b>	<b>0.00</b>	<b>\$35,000,000</b>	<b>0.00</b>

# DECISION ITEM DETAIL

Budget Unit	FY 2016	FY 2016	FY 2017	FY 2017	FY 2018	FY 2018	FY 2018	FY 2018
Decision Item	ACTUAL	ACTUAL	BUDGET	BUDGET	DEPT REQ	DEPT REQ	GOV REC	GOV REC
Budget Object Class	DOLLAR	FTE	DOLLAR	FTE	DOLLAR	FTE	DOLLAR	FTE
<b>BUSINESS ENTERPRISES</b>								
<b>CORE</b>								
PROGRAM DISTRIBUTIONS	34,449,135	0.00	35,000,000	0.00	35,000,000	0.00	35,000,000	0.00
TOTAL - PD	34,449,135	0.00	35,000,000	0.00	35,000,000	0.00	35,000,000	0.00
<b>GRAND TOTAL</b>	<b>\$34,449,135</b>	<b>0.00</b>	<b>\$35,000,000</b>	<b>0.00</b>	<b>\$35,000,000</b>	<b>0.00</b>	<b>\$35,000,000</b>	<b>0.00</b>
GENERAL REVENUE	\$0	0.00	\$0	0.00	\$0	0.00	\$0	0.00
FEDERAL FUNDS	\$34,449,135	0.00	\$35,000,000	0.00	\$35,000,000	0.00	\$35,000,000	0.00
OTHER FUNDS	\$0	0.00	\$0	0.00	\$0	0.00	\$0	0.00

## PROGRAM DESCRIPTION

**Department: Social Services**

**HB Section: 11.185**

**Program Name: Business Enterprise**

**Program is found in the following core budget(s): Business Enterprise**

### **1. What does this program do?**

The Business Enterprise Program, authorized by the Randolph-Sheppard Act, provides blind vendors licensed by the Department of Social Services (DSS) with a priority for the operation of vending facilities, including military dining facilities on federal property. The DSS has entered into a contract with the Department of Defense (DOD) to provide full food service at Fort Leonard Wood. The role of DSS is to facilitate the contract arrangement.

In Fiscal Year 2015, language was added to the Appropriation House Bill 11 requiring "a federal military vending facility operated in accordance with RSMo 8.700-8.745 and that regularly employs at least five hundred individuals shall incorporate at least three blind vendors and shall evenly split all resulting compensation." The Department of Social Services has drafted a proposed amendment to 13 CSR 40-91.010 in order to comply with this requirement.

### **2. What is the authorization for this program, i.e., federal or state statute, etc.? (Include the federal program number, if applicable.)**

Federal law: Randolph-Sheppard Act -US Code Title 20 Chapter 6A 107.

State statute: 8.051 and 8.700-8.745 RSMo.

### **3. Are there federal matching requirements? If yes, please explain.**

No.

### **4. Is this a federally mandated program? If yes, please explain.**

No.

## PROGRAM DESCRIPTION

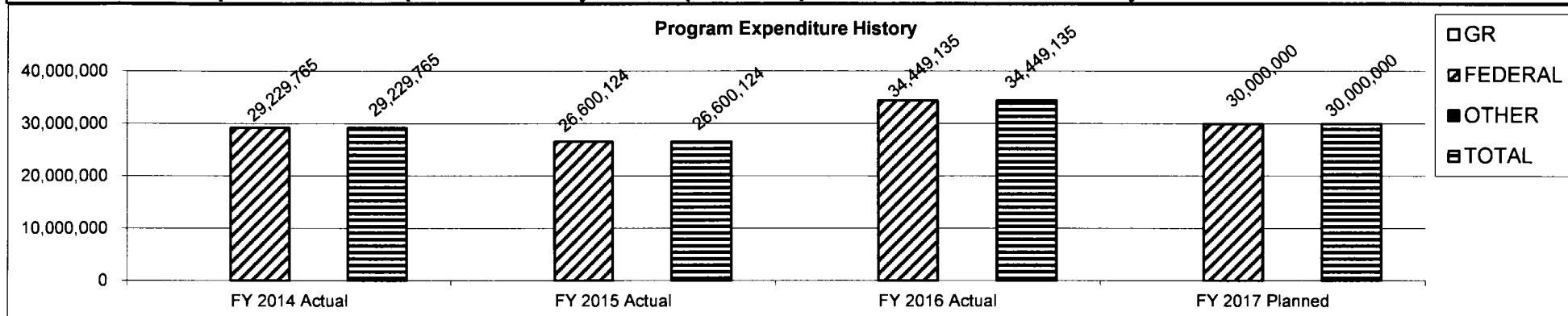
Department: Social Services

HB Section: 11.185

Program Name: Business Enterprise

Program is found in the following core budget(s): Business Enterprise

**5. Provide actual expenditures for the prior three fiscal years and planned expenditures for the current fiscal year.**



Planned FY 2017 expenditures are net of reverted and reserve.

**6. What are the sources of the "Other " funds?**

N/A

**7a. Provide an effectiveness measure.**

Effectiveness measures are found in the Services for the Visually Impaired Program Description.

**7b. Provide an efficiency measure.**

Efficiency measures are found in the Services for the Visually Impaired Program Description.



**PROGRAM DESCRIPTION**

**Department: Social Services**

**HB Section: 11.185**

**Program Name: Business Enterprise**

**Program is found in the following core budget(s): Business Enterprise**

**7c. Provide the number of clients/individuals served, if applicable.**

**Meals Served**

<b>Year</b>	<b>Projected Number of Meals Served</b>	<b>Actual Number of Meals Served</b>
FFY 14	*	8,750,174
FFY 15	9,000,000	8,697,267
FFY 16	9,000,000	10,637,969
FFY 17	9,000,000	
FFY 18	9,000,000	
FFY 19	9,000,000	

\*New measure, no projections available prior to FFY 15

**7d. Provide a customer satisfaction measure, if available.**

N/A



# CORE DECISION ITEM

Department: Social Services  
Division: Family Support  
Core: Child Support Field Staff and Operations

Budget Unit: 90060C  
HB Section: 11.190

## 1. CORE FINANCIAL SUMMARY

FY 2018 Budget Request					FY 2018 Governor's Recommendation						
	GR	Federal	Other	Total	E		GR	Federal	Other	Total	E
PS	3,141,391	17,065,694	2,277,999	22,485,084		PS	2,963,857	16,101,938	2,151,189	21,216,984	
EE	3,724,140	5,973,863	1,379,573	11,077,576		EE	3,867,086	7,192,819	1,574,784	12,634,689	
PSD				0		PSD				0	
TRF						TRF					
Total	6,865,531	23,039,557	3,657,572	33,562,660		Total	6,830,943	23,294,757	3,725,973	33,851,673	
FTE	97.68	424.81	168.75	691.24		FTE	97.68	384.81	168.75	651.24	

<b>Est. Fringe</b>	1,864,485	9,037,876	2,361,369	13,263,730
Note: Fringes budgeted in House Bill 5 except for certain fringes budgeted directly to MoDOT, Highway Patrol, and Conservation.				

<b>Est. Fringe</b>	1,816,018	8,362,451	2,326,750	12,505,219
Note: Fringes budgeted in House Bill 5 except for certain fringes budgeted directly to MoDOT, Highway Patrol, and Conservation.				

Other Funds: Child Support Enforcement Collections (0169)

Other Funds: Child Support Enforcement Collections (0169)

## 2. CORE DESCRIPTION

The Family Support Division (FSD) promotes parental responsibility. Whenever a child receives support from a non-custodial parent, that same child's need for MO HealthNet benefits or Temporary Assistance benefits may decrease. This appropriation provides the salaries, communication costs and office expenses for front-line worker, supervisory and support staff to operate the 15 Child Support (CS) Field offices located across the state and central field support units. This appropriation also funds a contracted call center and a contract that combines mail processing, case initiation, and document management functions.

## 3. PROGRAM LISTING (list programs included in this core funding)

Child Support Field Staff and Operations

# **CORE DECISION ITEM**

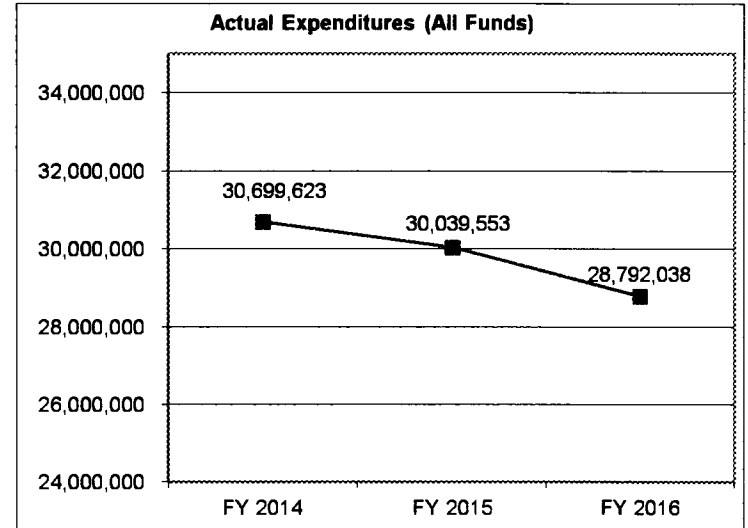
**Department: Social Services**  
**Division: Family Support**  
**Core: Child Support Field Staff and Operations**

**Budget Unit: 90060C**

**HB Section: 11.190**

## **4. FINANCIAL HISTORY**

	<b>FY 2014 Actual</b>	<b>FY 2015 Actual</b>	<b>FY 2016 Actual</b>	<b>FY 2017 Current Yr.</b>
Appropriation (All Funds)	35,661,136	34,992,329	34,966,189	33,562,660
Less Reverted (All Funds)	(80,869)	(80,869)	(76,017)	N/A
Less Restricted (All Funds)	0	0	0	N/A
Budget Authority (All Funds)	35,580,267	34,911,460	34,890,172	N/A
Actual Expenditures (All Funds)	30,699,623	30,039,553	28,792,038	N/A
Unexpended (All Funds)	4,880,644	4,871,907	6,098,134	N/A
Unexpended, by Fund:				
General Revenue	0	0	0	N/A
Federal	620,332	2,249,335	3,691,046	N/A
Other	4,260,312	2,622,572	2,407,088	N/A
	<b>(1)</b>	<b>(2)</b>	<b>(3)</b>	<b>(4)</b>



Reverted includes the statutory three- percent reserve (when applicable).

Restricted includes any Governor's Expenditure Restriction (when applicable).

### **NOTES:**

**(1)** FY2014 - Core reduction of \$492,250 for mediation services. Approximately \$4.5 million was placed in reserve due to empty authority.

**(2)** FY2015 - Core reduction of \$1 million due to excess appropriation authority of Child Support Enforcement Collection (CSEC) funds.

**(3)** FY2016 - Core reduction of \$161,739 GR E&E. There was an agency reserve of \$3,654,957 Federal Funds, and \$1,818,488 CSEC fund.

**(4)** FY2017 - Core reduction of 72 FTE and \$2,284,200 PS due to empty authority. GR Pickup of \$4,095,014 replacing declining CSEC funds. Increase of \$395,000 (\$130,350 GR, \$264,650 FF) for the Missouri Law Enforcement Data Exchange (MoDEX).

**CORE RECONCILIATION DETAIL**

**DEPARTMENT OF SOCIAL SERVICES  
CHILD SUPPORT FIELD STAFF/OPS**

**5. CORE RECONCILIATION DETAIL**

				<b>Budget Class</b>	<b>FTE</b>	<b>GR</b>	<b>Federal</b>	<b>Other</b>	<b>Total</b>	<b>Explanation</b>
<b>TAFP AFTER VETOES</b>										
				PS	691.24	3,141,391	17,065,694	2,277,999	22,485,084	
				EE	0.00	3,724,140	5,969,363	1,379,073	11,072,576	
				PD	0.00	0	4,500	500	5,000	
				<b>Total</b>	<b>691.24</b>	<b>6,865,531</b>	<b>23,039,557</b>	<b>3,657,572</b>	<b>33,562,660</b>	
<b>DEPARTMENT CORE ADJUSTMENTS</b>										
Core Reallocation	548	6267		PS	(0.00)	0	0	0	(0)	
Core Reallocation	548	6260		PS	0.00	0	0	0	(0)	
Core Reallocation	548	6263		PS	(0.00)	0	0	0	(0)	
Core Reallocation	555	6268		EE	0.00	0	0	500	500	Core reallocation will more closely align with planned expenditures.
Core Reallocation	555	6264		EE	0.00	0	4,500	0	4,500	Core reallocation will more closely align with planned expenditures.
Core Reallocation	555	6268		PD	0.00	0	0	(500)	(500)	Core reallocation will more closely align with planned expenditures.
Core Reallocation	555	6264		PD	0.00	0	(4,500)	0	(4,500)	Core reallocation will more closely align with planned expenditures.
<b>NET DEPARTMENT CHANGES</b>					<b>(0.00)</b>	<b>0</b>	<b>0</b>	<b>0</b>	<b>(0)</b>	
<b>DEPARTMENT CORE REQUEST</b>										
				PS	691.24	3,141,391	17,065,694	2,277,999	22,485,084	
				EE	0.00	3,724,140	5,973,863	1,379,573	11,077,576	
				PD	0.00	0	0	0	0	
				<b>Total</b>	<b>691.24</b>	<b>6,865,531</b>	<b>23,039,557</b>	<b>3,657,572</b>	<b>33,562,660</b>	

**CORE RECONCILIATION DETAIL**

**DEPARTMENT OF SOCIAL SERVICES  
CHILD SUPPORT FIELD STAFF/OPS**

**5. CORE RECONCILIATION DETAIL**

		Budget Class	FTE	GR	Federal	Other	Total	Explanation
<b>GOVERNOR'S ADDITIONAL CORE ADJUSTMENTS</b>								
Transfer In	1931 6261	EE	0.00	95,762	0	0	95,762	Fringes transferred in from OA. Reallocation for privatization of interstate child support collection.
Transfer In	1931 6268	EE	0.00	0	0	68,401	68,401	Fringes transferred in from OA. Reallocation for privatization of interstate child support collection.
Transfer In	1931 6264	EE	0.00	0	519,850	0	519,850	Fringes transferred in from OA. Reallocation for privatization of interstate child support collection.
Core Reduction	1624 2556	EE	0.00	(130,350)	0	0	(130,350)	FY 18 core reduction
Core Reduction	1624 2557	EE	0.00	0	(264,650)	0	(264,650)	FY 18 core reduction
Core Reduction	1926 6263	PS	(40.00)	0	0	0	0	FY 18 core reduction
Core Reallocation	1931 6263	PS	0.00	0	(963,756)	0	(963,756)	Fringes transferred in from OA. Reallocation for privatization of interstate child support collection.
Core Reallocation	1931 6267	PS	0.00	0	0	(126,810)	(126,810)	Fringes transferred in from OA. Reallocation for privatization of interstate child support collection.
Core Reallocation	1931 6260	PS	0.00	(177,534)	0	0	(177,534)	Fringes transferred in from OA. Reallocation for privatization of interstate child support collection.
Core Reallocation	1931 6268	EE	0.00	0	0	126,810	126,810	Fringes transferred in from OA. Reallocation for privatization of interstate child support collection.
Core Reallocation	1931 6261	EE	0.00	177,534	0	0	177,534	Fringes transferred in from OA. Reallocation for privatization of interstate child support collection.

## CORE RECONCILIATION DETAIL

### DEPARTMENT OF SOCIAL SERVICES CHILD SUPPORT FIELD STAFF/OPS

#### 5. CORE RECONCILIATION DETAIL

		Budget Class	FTE	GR	Federal	Other	Total	Explanation
<b>GOVERNOR'S ADDITIONAL CORE ADJUSTMENTS</b>								
Core Reallocation	1931 6264	EE	0.00	0	963,756	0	963,756	Fringes transferred in from OA. Reallocation for privatization of interstate child support collection.
<b>NET GOVERNOR CHANGES</b>			<b>(40.00)</b>	<b>(34,588)</b>	<b>255,200</b>	<b>68,401</b>	<b>289,013</b>	
<b>GOVERNOR'S RECOMMENDED CORE</b>								
		PS	651.24	2,963,857	16,101,938	2,151,189	21,216,984	
		EE	0.00	3,867,086	7,192,819	1,574,784	12,634,689	
		PD	0.00	0	0	0	0	
<b>Total</b>			<b>651.24</b>	<b>6,830,943</b>	<b>23,294,757</b>	<b>3,725,973</b>	<b>33,851,673</b>	

## DECISION ITEM SUMMARY

Budget Unit									
Decision Item	FY 2016	FY 2016	FY 2017	FY 2017	FY 2018	FY 2018	FY 2018	FY 2018	
Budget Object Summary	ACTUAL	ACTUAL	BUDGET	BUDGET	DEPT REQ	DEPT REQ	GOV REC	GOV REC	
Fund	DOLLAR	FTE	DOLLAR	FTE	DOLLAR	FTE	DOLLAR	FTE	
<b>CHILD SUPPORT FIELD STAFF/OPS</b>									
<b>CORE</b>									
PERSONAL SERVICES									
GENERAL REVENUE	0	0.00	3,141,391	97.68	3,141,391	97.68	2,963,857	97.68	
DEPT OF SOC SERV FEDERAL & OTH	16,479,335	518.89	17,065,694	424.81	17,065,694	424.81	16,101,938	384.81	
CHILD SUPPORT ENFORCEMENT FUND	4,154,164	130.39	2,277,999	168.75	2,277,999	168.75	2,151,189	168.75	
TOTAL - PS	20,633,499	649.28	22,485,084	691.24	22,485,084	691.24	21,216,984	651.24	
EXPENSE & EQUIPMENT									
GENERAL REVENUE	2,457,888	0.00	3,724,140	0.00	3,724,140	0.00	3,867,086	0.00	
DEPT OF SOC SERV FEDERAL & OTH	4,509,317	0.00	5,969,363	0.00	5,973,863	0.00	7,192,819	0.00	
CHILD SUPPORT ENFORCEMENT FUND	1,191,334	0.00	1,379,073	0.00	1,379,573	0.00	1,574,784	0.00	
TOTAL - EE	8,158,539	0.00	11,072,576	0.00	11,077,576	0.00	12,634,689	0.00	
PROGRAM-SPECIFIC									
DEPT OF SOC SERV FEDERAL & OTH	0	0.00	4,500	0.00	0	0.00	0	0.00	
CHILD SUPPORT ENFORCEMENT FUND	0	0.00	500	0.00	0	0.00	0	0.00	
TOTAL - PD	0	0.00	5,000	0.00	0	0.00	0	0.00	
<b>TOTAL</b>	<b>28,792,038</b>	<b>649.28</b>	<b>33,562,660</b>	<b>691.24</b>	<b>33,562,660</b>	<b>691.24</b>	<b>33,851,673</b>	<b>651.24</b>	
<b>Federal Overtime Change - 0000016</b>									
PERSONAL SERVICES									
GENERAL REVENUE	0	0.00	0	0.00	330	0.00	0	0.00	
DEPT OF SOC SERV FEDERAL & OTH	0	0.00	0	0.00	177	0.00	0	0.00	
TOTAL - PS	0	0.00	0	0.00	507	0.00	0	0.00	
<b>TOTAL</b>	<b>0</b>	<b>0.00</b>	<b>0</b>	<b>0.00</b>	<b>507</b>	<b>0.00</b>	<b>0</b>	<b>0.00</b>	
<b>GRAND TOTAL</b>	<b>\$28,792,038</b>	<b>649.28</b>	<b>\$33,562,660</b>	<b>691.24</b>	<b>\$33,563,167</b>	<b>691.24</b>	<b>\$33,851,673</b>	<b>651.24</b>	

2/7/17 8:12

im\_disummary



### FLEXIBILITY REQUEST FORM

<b>BUDGET UNIT NUMBER:</b> 90060C <b>BUDGET UNIT NAME:</b> Child Support Field Staff and Operations <b>HOUSE BILL SECTION:</b> 11.190	<b>DEPARTMENT:</b> Department of Social Services <b>DIVISION:</b> Family Support
---	---

1. Provide the amount by fund of personal service flexibility and the amount by fund of expense and equipment flexibility you are requesting in dollar and percentage terms and explain why the flexibility is needed. If flexibility is being requested among divisions, provide the amount by fund of flexibility you are requesting in dollar and percentage terms and explain why the flexibility is needed.

#### Governor's Recommendation

	PS or E&E	Core	% Flex Requeste	Flex Request Amount
	PS	\$21,216,984	25%	\$5,304,246
	E&E	\$12,634,689	25%	\$3,158,672
Total		\$33,851,673	25%	\$8,462,918

Not more than twenty-five percent (25%) flexibility is requested between divisions within the department, and not more than ten percent (10%) flexibility is allowed to reallocate personal service and expense and equipment between executive branch departments, providing that the total FTE for the state does not increase.

2. Estimate how much flexibility will be used for the budget year. How much flexibility was used in the Prior Year Budget and the Current Year Budget? Please specify the amount.

PRIOR YEAR ACTUAL AMOUNT OF FLEXIBILITY USED	CURRENT YEAR ESTIMATED AMOUNT OF FLEXIBILITY THAT WILL BE USED	BUDGET REQUEST ESTIMATED AMOUNT OF FLEXIBILITY THAT WILL BE USED
None.	None	25% Flexibility is being requested for FY 18.

3. Please explain how flexibility was used in the prior and/or current years.

PRIOR YEAR EXPLAIN ACTUAL USE	CURRENT YEAR EXPLAIN PLANNED USE
N/A	None.

# DECISION ITEM DETAIL

Budget Unit	FY 2016	FY 2016	FY 2017	FY 2017	FY 2018	FY 2018	FY 2018	FY 2018
Decision Item	ACTUAL	ACTUAL	BUDGET	BUDGET	DEPT REQ	DEPT REQ	GOV REC	GOV REC
Budget Object Class	DOLLAR	FTE	DOLLAR	FTE	DOLLAR	FTE	DOLLAR	FTE
<b>CHILD SUPPORT FIELD STAFF/OPS</b>								
<b>CORE</b>								
ADMIN OFFICE SUPPORT ASSISTANT	126,160	4.19	156,015	5.18	121,357	4.01	121,357	4.01
OFFICE SUPPORT ASSISTANT	1,416,019	60.33	2,679,212	108.04	1,882,494	80.99	1,882,494	80.99
SR OFFICE SUPPORT ASSISTANT	527,325	20.30	641,486	24.00	574,860	22.00	574,860	22.00
TRAINING TECH II	159,588	3.75	82,002	2.00	82,002	2.00	82,002	2.00
MANAGEMENT ANALYSIS SPEC II	5,867	0.13	0	0.00	0	0.00	0	0.00
CASE ANALYST	110,790	3.29	179,491	5.00	103,489	2.99	103,489	2.99
PROGRAM DEVELOPMENT SPEC	262,727	6.19	0	0.00	0	0.00	0	0.00
CHILD SUPPORT SPECIALIST	13,938,503	447.88	13,761,162	428.00	15,242,392	468.26	13,974,292	432.26
CHILD SUPPORT ENFORCEMENT SPV	2,498,495	67.06	3,375,564	82.02	2,820,613	74.01	2,820,613	70.01
CHILD SUPPORT ENFORCEMENT ADM	43,488	1.00	44,167	1.00	44,358	0.99	44,358	0.99
CORRESPONDENCE & INFO SPEC I	136,900	3.86	33,899	1.00	106,929	3.00	106,929	3.00
MOTOR VEHICLE DRIVER	12,516	0.50	25,533	1.00	25,533	0.99	25,533	0.99
SOCIAL SERVICES MGR, BAND 1	911,875	20.47	880,495	20.00	896,519	20.00	896,519	20.00
SOCIAL SERVICES MNGR, BAND 2	115,875	1.71	187,539	4.00	154,935	2.00	154,935	2.00
DEPUTY DIVISION DIRECTOR	3,476	0.04	0	0.00	0	0.00	0	0.00
LEGAL COUNSEL	54,435	1.07	93,382	2.00	93,379	2.00	93,379	2.00
HEARINGS OFFICER	309,460	7.51	345,137	8.00	336,224	8.00	336,224	8.00
<b>TOTAL - PS</b>	<b>20,633,499</b>	<b>649.28</b>	<b>22,485,084</b>	<b>691.24</b>	<b>22,485,084</b>	<b>691.24</b>	<b>21,216,984</b>	<b>651.24</b>
TRAVEL, IN-STATE	8,577	0.00	10,160	0.00	8,577	0.00	8,577	0.00
SUPPLIES	1,962,723	0.00	1,816,180	0.00	1,962,723	0.00	1,962,723	0.00
PROFESSIONAL DEVELOPMENT	100	0.00	2,070	0.00	2,070	0.00	2,070	0.00
COMMUNICATION SERV & SUPP	806,611	0.00	620,414	0.00	806,611	0.00	806,611	0.00
PROFESSIONAL SERVICES	5,177,787	0.00	8,498,249	0.00	8,110,994	0.00	9,668,107	0.00
HOUSEKEEPING & JANITORIAL SERV	75	0.00	500	0.00	500	0.00	500	0.00
M&R SERVICES	121,553	0.00	71,635	0.00	121,553	0.00	121,553	0.00
COMPUTER EQUIPMENT	19,576	0.00	0	0.00	0	0.00	0	0.00
OFFICE EQUIPMENT	17,730	0.00	24,038	0.00	17,730	0.00	17,730	0.00
OTHER EQUIPMENT	26,819	0.00	4,784	0.00	26,839	0.00	26,839	0.00
PROPERTY & IMPROVEMENTS	315	0.00	3,186	0.00	3,186	0.00	3,186	0.00
BUILDING LEASE PAYMENTS	0	0.00	100	0.00	100	0.00	100	0.00
EQUIPMENT RENTALS & LEASES	11,870	0.00	15,147	0.00	11,890	0.00	11,890	0.00

# DECISION ITEM DETAIL

Budget Unit	FY 2016	FY 2016	FY 2017	FY 2017	FY 2018	FY 2018	FY 2018	FY 2018
Decision Item	ACTUAL	ACTUAL	BUDGET	BUDGET	DEPT REQ	DEPT REQ	GOV REC	GOV REC
Budget Object Class	DOLLAR	FTE	DOLLAR	FTE	DOLLAR	FTE	DOLLAR	FTE
CHILD SUPPORT FIELD STAFF/OPS								
CORE								
MISCELLANEOUS EXPENSES	4,803	0.00	6,113	0.00	4,803	0.00	4,803	0.00
TOTAL - EE	8,158,539	0.00	11,072,576	0.00	11,077,576	0.00	12,634,689	0.00
PROGRAM DISTRIBUTIONS	0	0.00	5,000	0.00	0	0.00	0	0.00
TOTAL - PD	0	0.00	5,000	0.00	0	0.00	0	0.00
GRAND TOTAL	\$28,792,038	649.28	\$33,562,660	691.24	\$33,562,660	691.24	\$33,851,673	651.24
GENERAL REVENUE	\$2,457,888	0.00	\$6,865,531	97.68	\$6,865,531	97.68	\$6,830,943	97.68
FEDERAL FUNDS	\$20,988,652	518.89	\$23,039,557	424.81	\$23,039,557	424.81	\$23,294,757	384.81
OTHER FUNDS	\$5,345,498	130.39	\$3,657,572	168.75	\$3,657,572	168.75	\$3,725,973	168.75

## PROGRAM DESCRIPTION

**Department: Social Services**

**HB Section: 11.190**

**Program Name: Child Support Field Staff and Operations**

**Program is found in the following core budget(s): Child Support Field Staff and Operations**

### 1. What does this program do?

The Family Support Division (FSD) promotes parental responsibility. Whenever a child receives support from a non-custodial parent, that child's need for MO HealthNet benefits or Temporary Assistance benefits may decrease. This is a cost-effective government program. For every \$1 spent, the Missouri Child Support Program collects \$8.81. This appropriation provides for the salaries, communication costs and office expenses for front-line worker, supervisory and support staff to operate the 15 Child Support Field offices located across the state and central field support units.

In Missouri, the Department of Social Services' FSD Child Support Program is charged with collecting financial support for children. The child support program is also charged with securing private health care coverage information, establishing and enforcing medical support obligations for children and assisting with efforts to contain MO HealthNet costs by identifying possible third parties liable for medical costs. The program is administered from FSD's central office located in Jefferson City. The majority of case-carrying functions/responsibilities are carried out by state employees in FSD's field offices. An Office Manager manages each field office. One field office is a specialized intergovernmental unit where support is pursued for children who live in other states or countries, but whose non-custodial parents live in Missouri. This appropriation also funds a contracted call center and a contract for mail processing, case initiation and document management functions.

#### Paternity Establishment

Establishing legal paternity for children born to a mother not married to the child's biological father is the first step in addressing the social and economic needs of children. FSD contracts with a genetic testing vendor to scientifically determine paternity. When paternity is presumed (for instance, the child was born of the marriage or genetic testing established a presumption), or legally established by court order or by affidavit signed by the parents, FSD may establish a child support order by using administrative process. The resulting administrative order is filed with the circuit court, thereby becoming an order docketed by that court.

The goal of the program is to increase the percentage of children for whom paternity is established. Federal studies show that the best time for unmarried parents to acknowledge paternity of their newborn is at the hospital, immediately following the birth of the child. FSD has developed the In-Hospital Paternity Program (IHPP) at all of Missouri's birthing hospitals to provide hospital staff with comprehensive, on-site training, to assist them with offering new, unmarried parents the option of establishing paternity with the Affidavit Acknowledging Paternity. In SFY2016, 75,569 children were born in Missouri, of which 30,208 were born to mothers who were not married. Of those children born out of wedlock in Missouri, 18,734 had paternity established through the affidavit. In SFY2016, approximately 93% of all affidavits came directly from birthing hospitals.

If the alleged father does not cooperate with FSD in determining his paternity through genetic tests or affidavit, FSD must use judicial processes to establish paternity and obtain a child support order. FSD staff refer such cases to prosecuting attorneys throughout the state.

## PROGRAM DESCRIPTION

**Department: Social Services**

**HB Section: 11.190**

**Program Name: Child Support Field Staff and Operations**

**Program is found in the following core budget(s): Child Support Field Staff and Operations**

### Order Establishment and Modification

Missouri uses an "income shares" model to calculate the amount of child support obligation to be paid in the establishment of an order and the modification of an existing order. The guidelines take into account special circumstances such as daycare expenses, health insurance premiums, other children of the parents and extraordinary needs of the child or the parents.

### Order Enforcement

Child Support staff enforce administrative and/or judicial support orders on over 300,000 cases. An obligor who fails to comply with his/her support order may be subject to a variety of enforcement actions. The division has statutory authority to enforce child support orders through income withholding, state and federal tax refund intercepts, passport denial, driver license suspension and liens on property/bank accounts. Enforcement tools utilized by the division resulted in over \$684 million in collections for FFY 2016. In FFY 2015, 95% of collections were disbursed to the families and the remaining 5% were reimbursed public assistance dollars. The division achieves 75% of these collections through income withholding from the employee's paycheck. The program has historically increased its collections every year since the inception of the program in 1975. Collections from the child support program's enforcement actions have helped families to receive the support they are entitled to and to live better lives.

The collection of current child support and arrears for initiating intergovernmental cases is one of the most challenging enforcement activities. An initiating intergovernmental case is where the custodial parent/custodian (CP) lives in Missouri and the noncustodial parent (NCP) lives outside the state of Missouri and the state agency has determined that it cannot take any direct enforcement action. In Fiscal Year 2016, language was added to the Appropriation House Bill 11 to allow for "staff or contractual services to complete child support interstate collection activities." An RFP is being developed and expected to be issued in 2017 regarding initiating intergovernmental referrals.

### Customer Service

Child Support experiences a high volume of customer inquiries. The call center manages child support customer inquiries from custodial and non-custodial parents with support orders. Centralized and privatized customer service creates efficiencies for the child support program by significantly increasing the amount of uninterrupted staff time devoted to collecting support and modifying support orders for families. Call center representatives provide callers with information on payments, debt balances, case status and child support processes, and also update the child support system with new information the callers provide. The call center is operational statewide and is managing approximately 57,000 calls per month.

FSD provides toll-free help lines for the general public. Assistance is available for employers Monday through Friday, 8 a.m. to 5 p.m. to answer questions and help with child support concerns and problems. FSD also has a website to assist the public in learning more about the division and the services available. Through this website, individuals may apply for child support services online; custodial parents can access an application to receive payments by direct deposit and non-custodial parents can access an application for auto withdrawal of support payments. The FSD website also enables customers to access information regarding payments and balances.

## PROGRAM DESCRIPTION

**Department: Social Services**

**HB Section: 11.190**

**Program Name: Child Support Field Staff and Operations**

**Program is found in the following core budget(s): Child Support Field Staff and Operations**

### Mediation

The Family Support Division (FSD) contracts for mediation services for divorced or never married IV-D eligible parents to resolve parenting disputes and to reduce or eliminate potential emotional trauma to children due to parental conflict. Mediation services are designed to resolve issues relating to parenting time, custody, child support, transportation, health care coverage and health and safety of the children. However, only mediations discussing child support payments are eligible for the IV-D federal match. Clients are referred for mediation and only IV-D clients are eligible for these services.

### **2. What is the authorization for this program, i.e., federal or state statute, etc.? (Include the federal program number, if applicable.)**

State statute: RSMo. 454; RSMo. 210. Federal: US Code, Title 42, Chapter 7, Subchapter IV, Part D, Code of Federal Regulations, Title 45, Chapter III

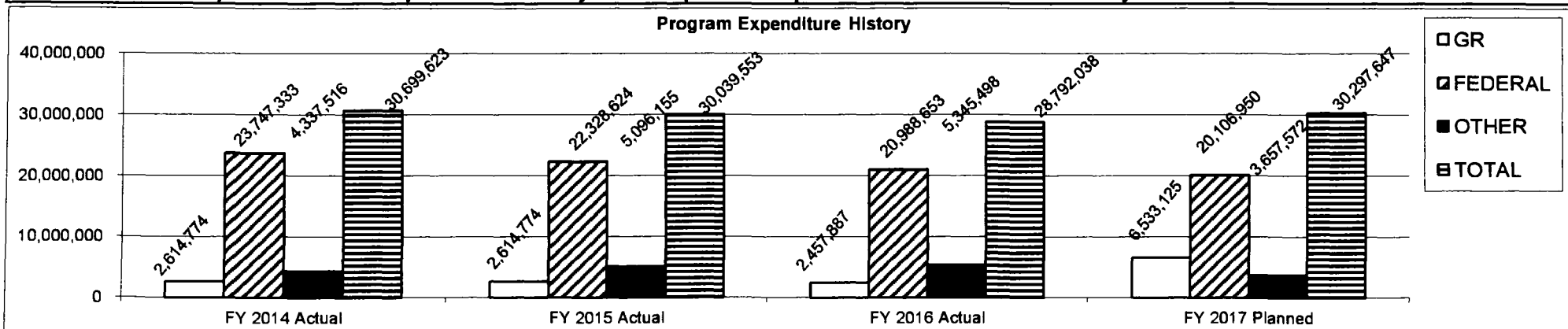
### **3. Are there federal matching requirements? If yes, please explain.**

Yes. This program is funded by IV-D which requires a 34% state match.

### **4. Is this a federally mandated program? If yes, please explain.**

Yes. Public Law 93-647 (Title IV-D of the Social Security Act), Code of Federal Regulations, Title 45, Chapter III

### **5. Provide actual expenditures for the prior three fiscal years and planned expenditures for the current fiscal year.**



Planned FY 17 expenditures are net of reverted and reserve.

## PROGRAM DESCRIPTION

**Department: Social Services**

**HB Section: 11.190**

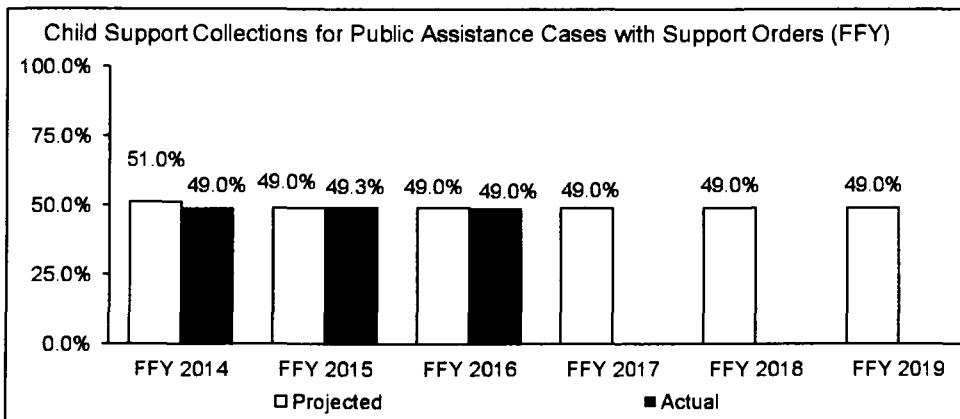
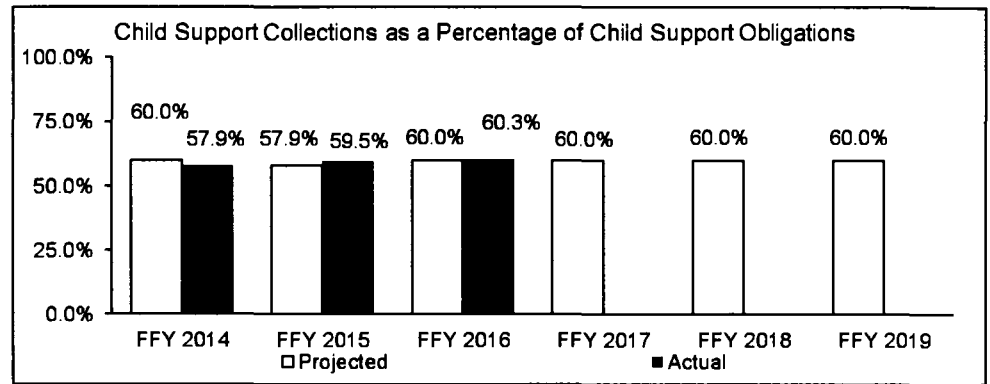
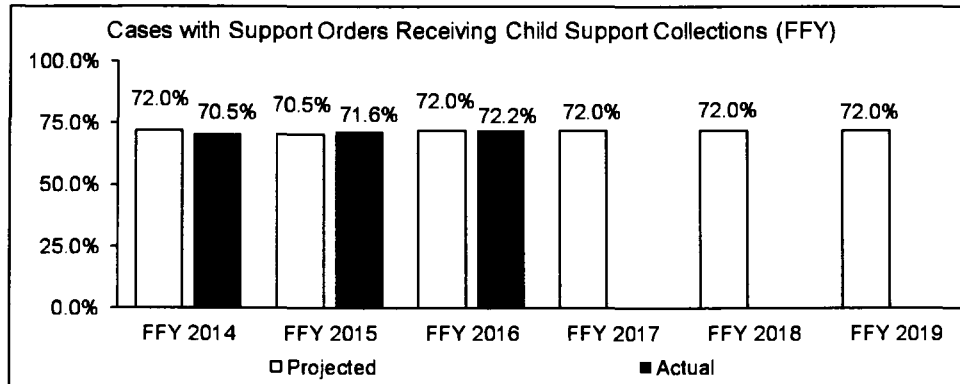
**Program Name: Child Support Field Staff and Operations**

**Program is found in the following core budget(s): Child Support Field Staff and Operations**

### 6. What are the sources of the "Other " funds?

Child Support Enforcement Collection Fund (0169)

### 7a. Provide an effectiveness measure.



## PROGRAM DESCRIPTION

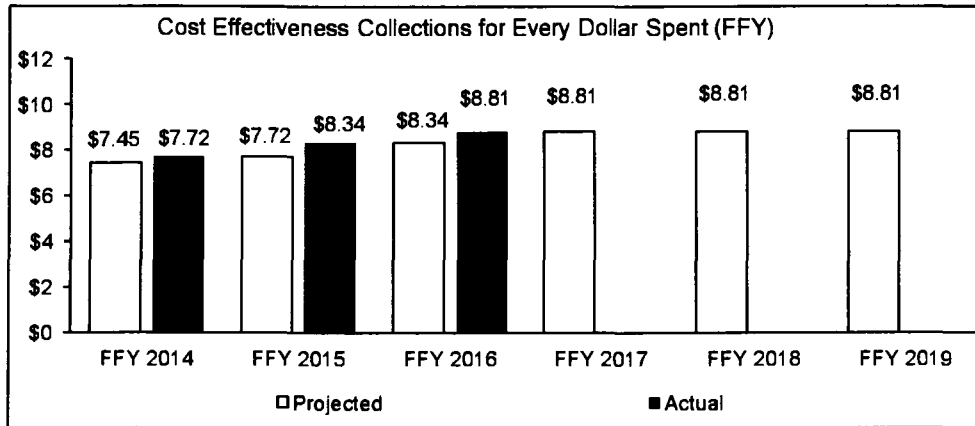
**Department: Social Services**

**HB Section: 11.190**

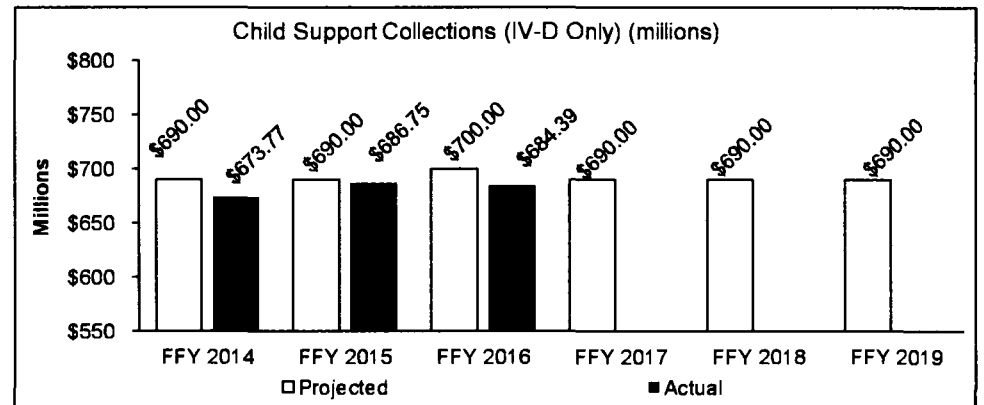
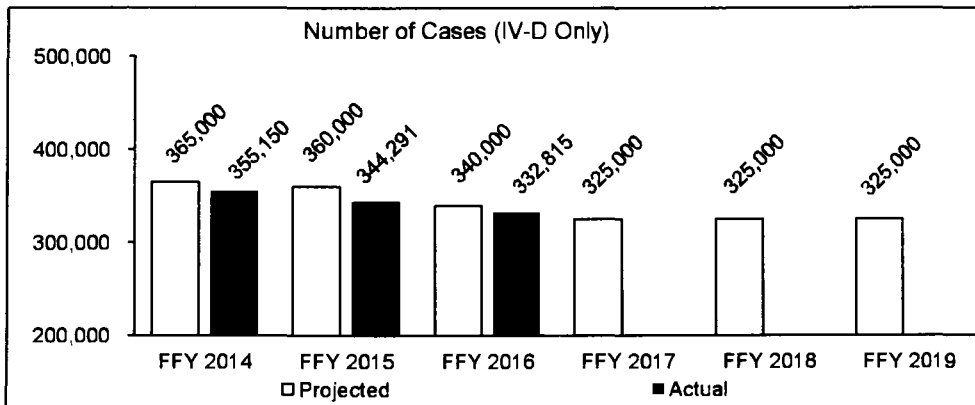
**Program Name: Child Support Field Staff and Operations**

**Program is found in the following core budget(s): Child Support Field Staff and Operations**

### 7b. Provide an efficiency measure.



### 7c. Provide the number of clients/individuals served, if applicable.





## PROGRAM DESCRIPTION

**Department: Social Services**

**HB Section: 11.190**

**Program Name: Child Support Field Staff and Operations**

**Program is found in the following core budget(s): Child Support Field Staff and Operations**

### Mediation Clients Served

FFY	Total No. of Clients Served	No. of Non-custodial Fathers	No. of Custodial Fathers	No. of Non-custodial Mothers	No. of Custodial Mothers	No. of Grand-parents & Legal Guardians	Total Number of Children in Common
2012	2,058	870	150	151	873	14	2,208
2013	2,186	922	167	167	922	8	1,527
2014	1,147	551	21	21	551	3	809
2015	746	337	36	36	337	0	535
2016	636	287	31	31	287	0	445

**7d. Provide a customer satisfaction measure, if available.**

N/A



# CORE DECISION ITEM

Department: Social Services  
Division: Family Support  
Core: Child Support Reimbursement to Counties

Budget Unit: 89020C  
HB Section: 11.195

## 1. CORE FINANCIAL SUMMARY

FY 2017 Budget Request						FY 2018 Governor's Recommendation					
	GR	Federal	Other	Total	E		GR	Federal	Other	Total	E
PS						PS					
EE						EE					
PSD	2,240,491	14,886,582	400,212	17,527,285		PSD	2,240,491	14,886,582	400,212	17,527,285	
TRF						TRF					
Total	2,240,491	14,886,582	400,212	17,527,285		Total	2,240,491	14,886,582	400,212	17,527,285	
FTE				0.00		FTE				0.00	

Est. Fringe	0	0	0	0
Note: Fringes budgeted in House Bill 5 except for certain fringes budgeted directly to MoDOT, Highway Patrol, and Conservation.				

Est. Fringe	0	0	0	0
Note: Fringes budgeted in House Bill 5 except for certain fringes budgeted directly to MoDOT, Highway Patrol, and Conservation.				

Other Funds: Child Support Enforcement Collections (0169)

Other Funds: Child Support Enforcement Collections (0169)

## 2. CORE DESCRIPTION

The partnerships between county governments and the Family Support Division (FSD) enhance the child support services provided by the state. This core provides reimbursement to the counties and the City of St. Louis for child support related expenses. In addition to the IV-D federal match on state funds, this core is also funded with non-matchable incentive payments.

## 3. PROGRAM LISTING (list programs included in this core funding)

Child Support Reimbursement to Counties

# **CORE DECISION ITEM**

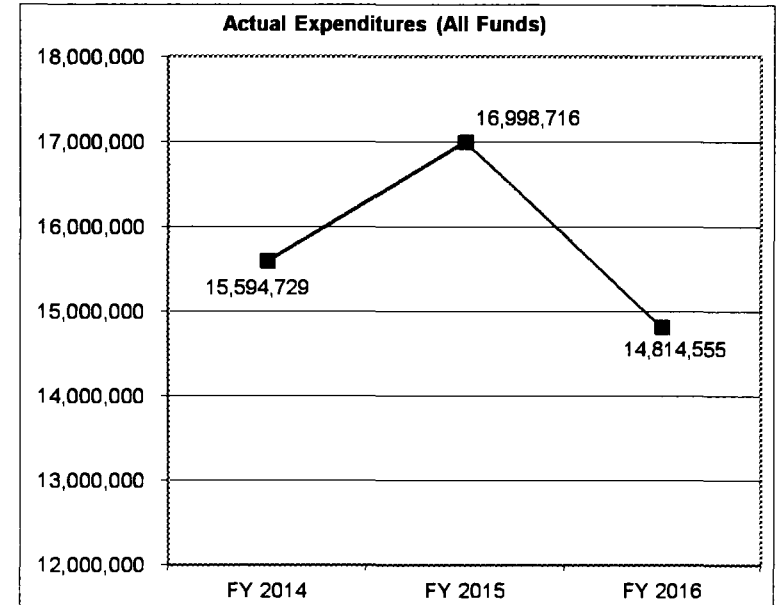
**Department: Social Services**  
**Division: Family Support**  
**Core: Child Support Reimbursement to Counties**

**Budget Unit: 89020C**

**HB Section: 11.195**

## **4. FINANCIAL HISTORY**

	<b>FY 2014 Actual</b>	<b>FY 2015 Actual</b>	<b>FY 2016 Actual</b>	<b>FY 2017 Current Yr.</b>
Appropriation (All Funds)	18,107,750	17,644,750	17,527,285	17,527,285
Less Reverted (All Funds)	(58,732)	(58,732)	(55,208)	N/A
Less Reverted (All Funds)	0	0	0	N/A
Budget Authority (All Funds)	18,049,018	17,586,018	17,472,077	N/A
Actual Expenditures (All Funds)	15,594,729	16,998,716	14,814,555	N/A
Unexpended (All Funds)	2,454,289	587,302	2,657,522	N/A
Unexpended, by Fund:				
General Revenue	0	0	0	N/A
Federal	1,190,865	0	1,857,098	N/A
Other	1,263,424	587,302	800,424	N/A
	(1)	(2)	(3)	(4)



Reverted includes the statutory three percent reserve (when applicable).  
 Restricted includes any Governor's Expenditure Restriction (when applicable).

### **NOTES:**

- (1) FY2014 - Approximately \$2.2 million was placed in reserve due to empty authority.
- (2) FY2015 - Core reduction of \$463,000 excess CSEC funds empty authority.
- (3) FY2016- Core reduction of \$117,456 GR.
- (4) FY2017- GR pickup of \$400,212 granted, replacing declining CSEC funds.

---

**CORE RECONCILIATION DETAIL**

---

**DEPARTMENT OF SOCIAL SERVICES  
CSE REIMBURSEMENT TO COUNTIES**

---

**5. CORE RECONCILIATION DETAIL**

---

	<b>Budget Class</b>	<b>FTE</b>	<b>GR</b>	<b>Federal</b>	<b>Other</b>	<b>Total</b>	<b>Explanation</b>
<hr/>							
<b>TAFP AFTER VETOES</b>							
	PD	0.00	2,240,491	14,886,582	400,212	17,527,285	
	<b>Total</b>	<b>0.00</b>	<b>2,240,491</b>	<b>14,886,582</b>	<b>400,212</b>	<b>17,527,285</b>	
<hr/>							
<b>DEPARTMENT CORE REQUEST</b>							
	PD	0.00	2,240,491	14,886,582	400,212	17,527,285	
	<b>Total</b>	<b>0.00</b>	<b>2,240,491</b>	<b>14,886,582</b>	<b>400,212</b>	<b>17,527,285</b>	
<hr/>							
<b>GOVERNOR'S RECOMMENDED CORE</b>							
	PD	0.00	2,240,491	14,886,582	400,212	17,527,285	
	<b>Total</b>	<b>0.00</b>	<b>2,240,491</b>	<b>14,886,582</b>	<b>400,212</b>	<b>17,527,285</b>	
<hr/>							

# DECISION ITEM SUMMARY

Budget Unit								
Decision Item	FY 2016	FY 2016	FY 2017	FY 2017	FY 2018	FY 2018	FY 2018	FY 2018
Budget Object Summary	ACTUAL	ACTUAL	BUDGET	BUDGET	DEPT REQ	DEPT REQ	GOV REC	GOV REC
Fund	DOLLAR	FTE	DOLLAR	FTE	DOLLAR	FTE	DOLLAR	FTE
<b>CSE REIMBURSEMENT TO COUNTIES</b>								
<b>CORE</b>								
<b>PROGRAM-SPECIFIC</b>								
GENERAL REVENUE	1,785,071	0.00	2,240,491	0.00	2,240,491	0.00	2,240,491	0.00
DEPT OF SOC SERV FEDERAL & OTH	13,029,484	0.00	14,886,582	0.00	14,886,582	0.00	14,886,582	0.00
CHILD SUPPORT ENFORCEMENT FUND	0	0.00	400,212	0.00	400,212	0.00	400,212	0.00
TOTAL - PD	14,814,555	0.00	17,527,285	0.00	17,527,285	0.00	17,527,285	0.00
<b>TOTAL</b>	<b>14,814,555</b>	<b>0.00</b>	<b>17,527,285</b>	<b>0.00</b>	<b>17,527,285</b>	<b>0.00</b>	<b>17,527,285</b>	<b>0.00</b>
<b>GRAND TOTAL</b>	<b>\$14,814,555</b>	<b>0.00</b>	<b>\$17,527,285</b>	<b>0.00</b>	<b>\$17,527,285</b>	<b>0.00</b>	<b>\$17,527,285</b>	<b>0.00</b>

2/7/17 8:12

im\_disummary

# DECISION ITEM DETAIL

Budget Unit	FY 2016	FY 2016	FY 2017	FY 2017	FY 2018	FY 2018	FY 2018	FY 2018
Decision Item	ACTUAL	ACTUAL	BUDGET	BUDGET	DEPT REQ	DEPT REQ	GOV REC	GOV REC
Budget Object Class	DOLLAR	FTE	DOLLAR	FTE	DOLLAR	FTE	DOLLAR	FTE
<b>CSE REIMBURSEMENT TO COUNTIES</b>								
<b>CORE</b>								
PROGRAM DISTRIBUTIONS	14,814,555	0.00	17,527,285	0.00	17,527,285	0.00	17,527,285	0.00
TOTAL - PD	14,814,555	0.00	17,527,285	0.00	17,527,285	0.00	17,527,285	0.00
<b>GRAND TOTAL</b>	<b>\$14,814,555</b>	<b>0.00</b>	<b>\$17,527,285</b>	<b>0.00</b>	<b>\$17,527,285</b>	<b>0.00</b>	<b>\$17,527,285</b>	<b>0.00</b>
GENERAL REVENUE	\$1,785,071	0.00	\$2,240,491	0.00	\$2,240,491	0.00	\$2,240,491	0.00
FEDERAL FUNDS	\$13,029,484	0.00	\$14,886,582	0.00	\$14,886,582	0.00	\$14,886,582	0.00
OTHER FUNDS	\$0	0.00	\$400,212	0.00	\$400,212	0.00	\$400,212	0.00

## PROGRAM DESCRIPTION

**Department: Social Services**

**HB Section: 11.195**

**Program Name: Child Support Reimbursement to Counties**

**Program is found in the following core budget(s): Child Support Reimbursement to Counties**

### **1. What does this program do?**

The Family Support Division (FSD) partners with county government Prosecuting Attorney and Circuit Clerk Offices to increase the quantity and the quality of child support services provided to families. All counties have entered into cooperative agreements with FSD to assist in executing child support services. The State of Missouri must provide services to any child of an individual who applies for child support services, and when requested, individuals not residing within the state must receive the same child support services as individuals residing within the state. FSD delivers child support services, to the extent possible, using administrative processes under the authorities granted in Chapter 454, RSMo. When administrative remedies are exhausted without successful outcomes or when administrative processes are not appropriate in the delivery of child support services, the division requests the assistance of prosecuting attorneys. Prosecuting attorney staff assist the Division by using judicial processes to establish paternity, establish support orders, prosecute and otherwise enforce support orders. In FY 16, 12,907 cases were referred to prosecuting attorneys. Circuit Clerk staff assist the Division by utilizing the Missouri Automated Child Support System (MACSS) to accept or add administrative and judicial orders on all child support and/or spousal support cases as well as receiving and filing other administrative actions with the court and providing certified copies of required documents to the Division.

### **2. What is the authorization for this program, i.e., federal or state statute, etc.? (Include the federal program number, if applicable.)**

State statute: RSMo. 454.405; RSMo. 210; 45 CFR Chapter III; 45 CFR Chapter 302.34

### **3. Are there federal matching requirements? If yes, please explain.**

Yes. This program is partially funded by IV-D which requires a 34% state match.

### **4. Is this a federally mandated program? If yes, please explain.**

Yes. 45 CFR 302.34 addresses cooperative agreements.



## PROGRAM DESCRIPTION

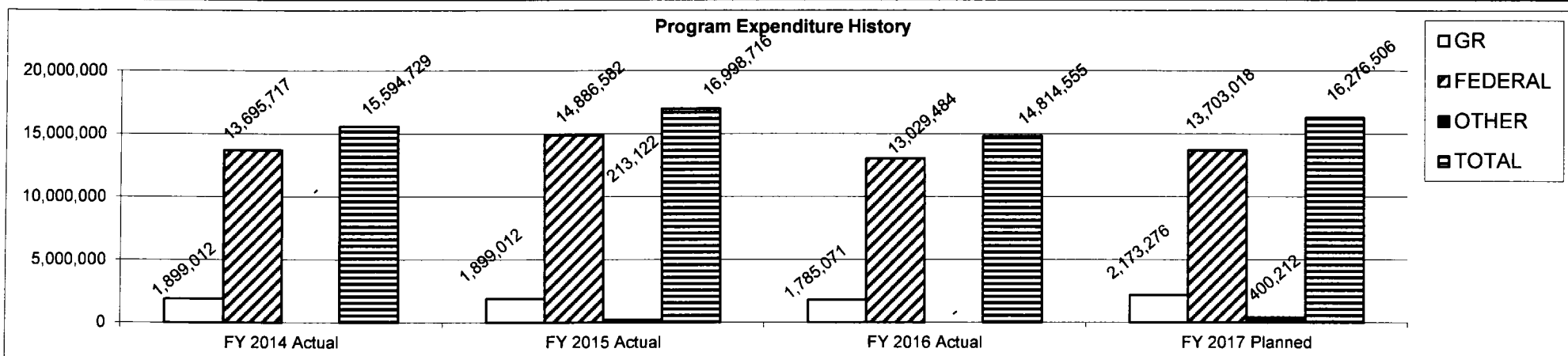
**Department: Social Services**

**HB Section: 11.195**

**Program Name: Child Support Reimbursement to Counties**

**Program is found in the following core budget(s): Child Support Reimbursement to Counties**

### 5. Provide actual expenditures for the prior three fiscal years and planned expenditures for the current fiscal year.



Planned FY 2017 expenditures are net of reverted and reserve.

### 6. What are the sources of the "Other " funds?

Child Support Enforcement Collections Fund (0169)

### 7a. Provide an effectiveness measure.

#### Orders Obtained by PA Offices

SFY	Projected	Actual
2014	3,100	3,252
2015	3,300	2,949
2016	3,100	2,535
2017	2,700	
2018	2,700	
2019	2,700	

#### Paternities Established by PA Offices

SFY	Projected Establishments	Actual Establishments
2014	2,000	1,642
2015	1,600	1,487*
2016	1,700	1,184
2017	1,400	
2018	1,400	
2019	1,400	

\*2015 Actual was updated to reflect more accurate information.

## PROGRAM DESCRIPTION

**Department: Social Services**

**HB Section:**

**11.195**

**Program Name: Child Support Reimbursement to Counties**

**Program is found in the following core budget(s): Child Support Reimbursement to Counties**

### PA Criminal Non-Support Cases

SFY	Projected Charges	Actual Charges	Projected Convictions	Actual Convictions
2014	5,500	4,951	3,850	3,645
2015	4,900	4,729	3,600	3,156
2016	4,800	4,981	3,400	2,909
2017	5,000		3,200	
2018	5,000		3,200	
2019	5,000		3,200	

**7b. Provide an efficiency measure.**

N/A

**7c. Provide the number of clients/individuals served, if applicable.**

### Distributed Collections on Referred PA Cases (subset of total FSD collections)

SFY	Projected	Actual
2014	\$38,760,000	\$42,772,465
2015	\$42,000,000	\$42,088,348
2016	\$42,000,000	\$41,487,315
2017	\$41,000,000	
2018	\$41,000,000	
2019	\$41,000,000	

### Referrals to PA Offices

SFY	Projected	Actual
2014	18,000	13,827
2015	14,000	12,685
2016	14,000	12,907
2017	13,000	
2018	13,000	
2019	13,000	

**7d. Provide a customer satisfaction measure, if available.**

N/A



# CORE DECISION ITEM

Department: Social Services  
Division: Family Support  
Core: Distribution Pass Through

Budget Unit: 89025C  
HB Section: 11.200

## 1. CORE FINANCIAL SUMMARY

FY 2018 Budget Request					FY 2018 Governor's Recommendation						
	GR	Federal	Other	Total	E		GR	Federal	Other	Total	E
PS						PS					
EE						EE					
PSD		56,500,000	9,000,000	65,500,000	E	PSD		56,500,000	9,000,000	65,500,000	E
TRF						TRF					
Total		56,500,000	9,000,000	65,500,000	E	Total		56,500,000	9,000,000	65,500,000	E
FTE				0.00		FTE				0.00	

<b>Est. Fringe</b>	0	0	0	0
Note: Fringes budgeted in House Bill 5 except for certain fringes budgeted directly to MoDOT, Highway Patrol, and Conservation.				

<b>Est. Fringe</b>	0	0	0	0
Note: Fringes budgeted in House Bill 5 except for certain fringes budgeted directly to MoDOT, Highway Patrol, and Conservation.				

Other Funds: Debt Offset Escrow Fund (0753)

Other Funds: Debt Offset Escrow Fund (0753)

## 2. CORE DESCRIPTION

This core provides a mechanism for DSS to manage certain types of collections and support payments to families and other payees.

## 3. PROGRAM LISTING (list programs included in this core funding)

Distribution Pass Through

# **CORE DECISION ITEM**

**Department: Social Services**  
**Division: Family Support**  
**Core: Distribution Pass Through**

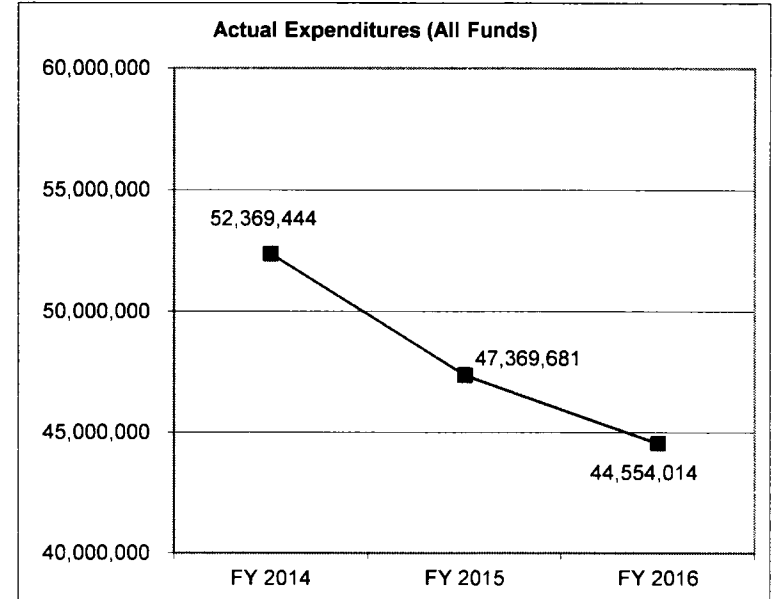
**Budget Unit: 89025C**

**HB Section: 11.200**

## **4. FINANCIAL HISTORY**

	<b>FY 2014 Actual</b>	<b>FY 2015 Actual</b>	<b>FY 2016 Actual</b>	<b>FY 2017 Current Yr.</b>
Appropriation (All Funds)	95,500,000	95,500,000	95,500,000	65,500,000
Less Reverted (All Funds)	0	0	0	N/A
Less Restricted (All Funds)	0	0	0	N/A
Budget Authority (All Funds)	95,500,000	95,500,000	95,500,000	N/A
Actual Expenditures (All Funds)	52,369,444	47,369,681	44,554,014	N/A
Unexpended (All Funds)	43,130,556	48,130,319	50,945,986	N/A
Unexpended, by Fund:				
General Revenue	0	0	0	N/A
Federal	37,412,235	42,733,321	45,048,305	N/A
Other	5,718,321	5,396,998	5,897,681	N/A

(1)



Reverted includes the statutory three- percent reserve (when applicable).  
 Restricted includes any Governor's Expenditure Restriction (when applicable).

### **NOTES:**

(1) FY 17 - Core reduction of \$30,000,000 empty federal authority.

---

**CORE RECONCILIATION DETAIL**

---

**DEPARTMENT OF SOCIAL SERVICES  
DISTRIBUTION PASS THROUGH**

---

**5. CORE RECONCILIATION DETAIL**

---

	<b>Budget Class</b>	<b>FTE</b>	<b>GR</b>	<b>Federal</b>	<b>Other</b>	<b>Total</b>	<b>Explanation</b>
<hr/>							
<b>TAFP AFTER VETOES</b>	PD	0.00	0	56,500,000	9,000,000	65,500,000	
	<b>Total</b>	<b>0.00</b>	<b>0</b>	<b>56,500,000</b>	<b>9,000,000</b>	<b>65,500,000</b>	
<hr/>							
<b>DEPARTMENT CORE REQUEST</b>	PD	0.00	0	56,500,000	9,000,000	65,500,000	
	<b>Total</b>	<b>0.00</b>	<b>0</b>	<b>56,500,000</b>	<b>9,000,000</b>	<b>65,500,000</b>	
<hr/>							
<b>GOVERNOR'S RECOMMENDED CORE</b>	PD	0.00	0	56,500,000	9,000,000	65,500,000	
	<b>Total</b>	<b>0.00</b>	<b>0</b>	<b>56,500,000</b>	<b>9,000,000</b>	<b>65,500,000</b>	
<hr/>							

## DECISION ITEM SUMMARY

Budget Unit								
Decision Item	FY 2016	FY 2016	FY 2017	FY 2017	FY 2018	FY 2018	FY 2018	FY 2018
Budget Object Summary	ACTUAL	ACTUAL	BUDGET	BUDGET	DEPT REQ	DEPT REQ	GOV REC	GOV REC
Fund	DOLLAR	FTE	DOLLAR	FTE	DOLLAR	FTE	DOLLAR	FTE
<b>DISTRIBUTION PASS THROUGH</b>								
<b>CORE</b>								
PROGRAM-SPECIFIC								
DEPT OF SOC SERV FEDERAL & OTH	41,451,695	0.00	56,500,000	0.00	56,500,000	0.00	56,500,000	0.00
DEBT OFFSET ESCROW	3,102,319	0.00	9,000,000	0.00	9,000,000	0.00	9,000,000	0.00
TOTAL - PD	44,554,014	0.00	65,500,000	0.00	65,500,000	0.00	65,500,000	0.00
<b>TOTAL</b>	<b>44,554,014</b>	<b>0.00</b>	<b>65,500,000</b>	<b>0.00</b>	<b>65,500,000</b>	<b>0.00</b>	<b>65,500,000</b>	<b>0.00</b>
<b>GRAND TOTAL</b>	<b>\$44,554,014</b>	<b>0.00</b>	<b>\$65,500,000</b>	<b>0.00</b>	<b>\$65,500,000</b>	<b>0.00</b>	<b>\$65,500,000</b>	<b>0.00</b>

# DECISION ITEM DETAIL

Budget Unit	FY 2016	FY 2016	FY 2017	FY 2017	FY 2018	FY 2018	FY 2018	FY 2018
Decision Item	ACTUAL	ACTUAL	BUDGET	BUDGET	DEPT REQ	DEPT REQ	GOV REC	GOV REC
Budget Object Class	DOLLAR	FTE	DOLLAR	FTE	DOLLAR	FTE	DOLLAR	FTE
DISTRIBUTION PASS THROUGH								
CORE								
PROGRAM DISTRIBUTIONS	44,554,014	0.00	65,500,000	0.00	65,500,000	0.00	65,500,000	0.00
TOTAL - PD	44,554,014	0.00	65,500,000	0.00	65,500,000	0.00	65,500,000	0.00
GRAND TOTAL	\$44,554,014	0.00	\$65,500,000	0.00	\$65,500,000	0.00	\$65,500,000	0.00
GENERAL REVENUE	\$0	0.00	\$0	0.00	\$0	0.00	\$0	0.00
FEDERAL FUNDS	\$41,451,695	0.00	\$56,500,000	0.00	\$56,500,000	0.00	\$56,500,000	0.00
OTHER FUNDS	\$3,102,319	0.00	\$9,000,000	0.00	\$9,000,000	0.00	\$9,000,000	0.00



## PROGRAM DESCRIPTION

**Department: Social Services**

**HB Section: 11.200**

**Program Name: Distribution Pass Through**

**Program is found in the following core budget(s): Distribution Pass Through**

### **1. What does this program do?**

Provides a mechanism for the Department of Social Services (DSS) to manage certain types of collections and support payments to families and other payees. Examples of payments for which this mechanism is used include:

- Disbursement of erroneously intercepted federal income tax refunds back to the non-custodial parent or non-custodial parent's current spouse; and
- Disbursement of federal tax monies and unemployment compensation benefits collected by DSS on behalf of families due child support.

In addition to payments from federal funds, this program provides for payments from the State's Debt Offset Escrow fund. The Family Support Division (FSD) identifies delinquent child support cases meeting certain criteria for intercept of non-custodial parents' state tax refunds and certifies the arrears owed. Occasionally, case scenarios change after the arrears are certified, or there is an error in identification, or in the calculation of the amount of arrears owed. The Debt Offset Escrow fund serves to distribute any state tax intercepts due families and to return erroneously intercepted state income tax refunds to the appropriate party.

### **2. What is the authorization for this program, i.e., federal or state statute, etc.? (Include the federal program number, if applicable.)**

State statute: RSMo. 143.783, 143.784, 454.400

### **3. Are there federal matching requirements? If yes, please explain.**

No.

### **4. Is this a federally mandated program? If yes, please explain.**

Yes, 45 CFR 303.72 applicable to return of federal offset and 45 CFR 303.102 for the Debt Offset Escrow.

## PROGRAM DESCRIPTION

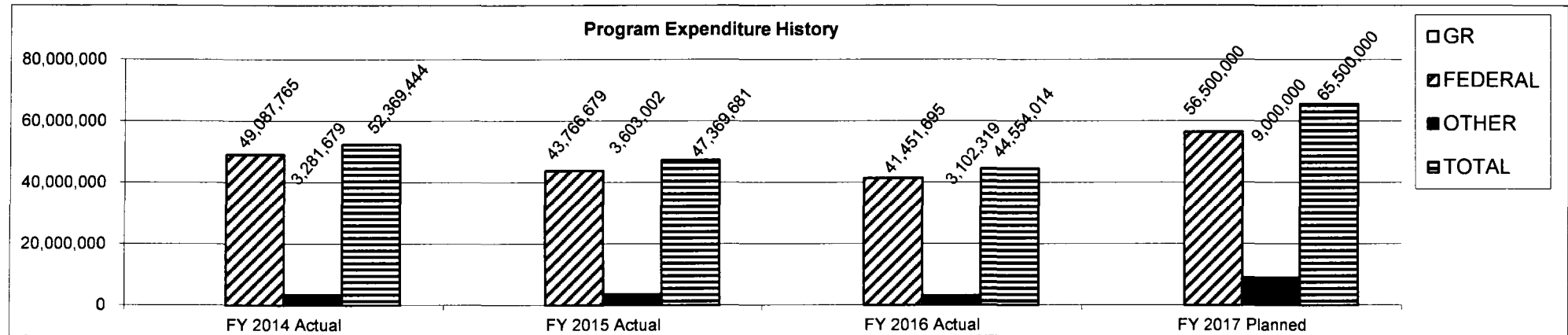
Department: Social Services

HB Section: 11.200

Program Name: Distribution Pass Through

Program is found in the following core budget(s): Distribution Pass Through

### 5. Provide actual expenditures for the prior three fiscal years and planned expenditures for the current fiscal year.



### 6. What are the sources of the "Other" funds?

Debt Offset Escrow (0753)

### 7a. Provide an effectiveness measure.

This operational appropriation is a pass through funding source. Effectiveness measures are not applicable.

### 7b. Provide an efficiency measure.

This operational appropriation is a pass through funding source. Efficiency measures are not applicable.

### 7c. Provide the number of clients/individuals served, if applicable.

This operational appropriation is a pass through funding source. Clients served are not applicable.

### 7d. Provide a customer satisfaction measure, if available.

N/A



# CORE DECISION ITEM

Department: Social Services  
Division: Family Support  
Core: Debt Offset Escrow Transfer

Budget Unit: 89035C  
HB Section: 11.205

## 1. CORE FINANCIAL SUMMARY

FY 2018 Budget Request						FY 2018 Governor's Recommendation					
	GR	Federal	Other	Total	E		GR	Federal	Other	Total	E
PS						PS					
EE						EE					
PSD						PSD					
TRF			1,200,000	1,200,000		TRF			1,200,000	1,200,000	
Total	0	0	1,200,000	1,200,000		Total	0	0	1,200,000	1,200,000	
FTE				0.00		FTE				0.00	

<b>Est. Fringe</b>	0	0	0	0
<i>Note: Fringes budgeted in House Bill 5 except for certain fringes budgeted directly to MoDOT, Highway Patrol, and Conservation.</i>				

<b>Est. Fringe</b>	0	0	0	0
<i>Note: Fringes budgeted in House Bill 5 except for certain fringes budgeted directly to MoDOT, Highway Patrol, and Conservation.</i>				

Other Funds: Debt Offset Escrow Fund (0753)

Other Funds: Debt Offset Escrow Fund (0753)

## 2. CORE DESCRIPTION

Transfers funds from the Debt Offset Escrow Fund to the DSS Federal and Other Fund (0610) and/or the Child Support Enforcement Fund (0169).

## 3. PROGRAM LISTING (list programs included in this core funding)

Debt Offset Escrow Fund

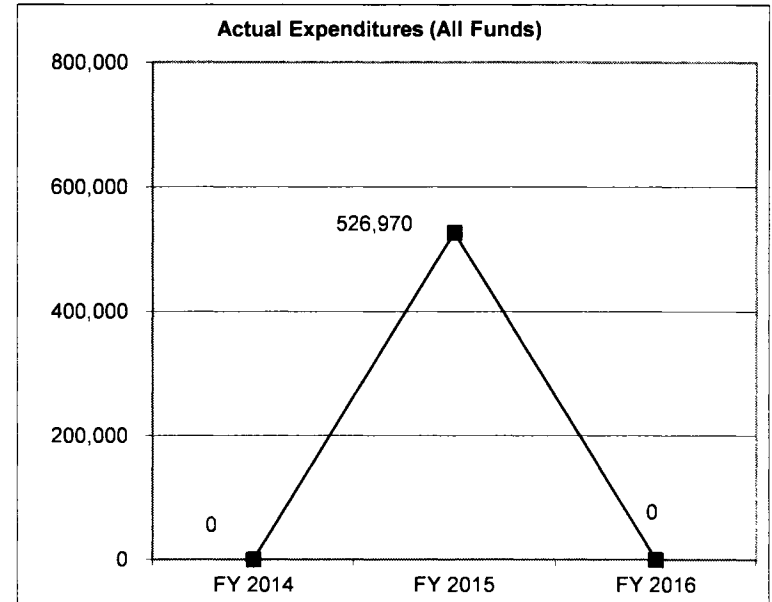
# **CORE DECISION ITEM**

**Department:** Social Services  
**Division:** Family Support  
**Core:** Debt Offset Escrow Transfer

**Budget Unit:** 89035C  
**HB Section:** 11.205

## **4. FINANCIAL HISTORY**

	<b>FY 2014 Actual</b>	<b>FY 2015 Actual</b>	<b>FY 2016 Actual</b>	<b>FY 2017 Current Yr.</b>
Appropriation (All Funds)	1,200,000	1,200,000	1,200,000	1,200,000
Less Reverted (All Funds)	0	0	0	N/A
Less Restricted (All Funds)	0	0	0	N/A
Budget Authority (All Funds)	1,200,000	1,200,000	1,200,000	N/A
Actual Expenditures (All Funds)	0	526,970	0	N/A
Unexpended (All Funds)	1,200,000	673,030	1,200,000	N/A
Unexpended, by Fund:				
General Revenue	0	0	0	N/A
Federal	0	0	0	N/A
Other	1,200,000	673,030	1,200,000	N/A
	(1)			



Reverted includes the statutory three- percent reserve (when applicable).  
 Restricted includes any Governor's Expenditure Restriction (when applicable).

### **NOTES:**

(1) FY2014 - Core increase of \$500,000 due to increased authority.

---

**CORE RECONCILIATION DETAIL**

---

**DEPARTMENT OF SOCIAL SERVICES  
CSE DEBT OFFSET ESCROW TRF**

---

**5. CORE RECONCILIATION DETAIL**

---

	<b>Budget Class</b>	<b>FTE</b>	<b>GR</b>	<b>Federal</b>	<b>Other</b>	<b>Total</b>	<b>Explanation</b>
<hr/>							
<b>TAFP AFTER VETOES</b>	TRF	0.00	0	0	1,200,000	1,200,000	
	<b>Total</b>	<b>0.00</b>	<b>0</b>	<b>0</b>	<b>1,200,000</b>	<b>1,200,000</b>	
<hr/>							
<b>DEPARTMENT CORE REQUEST</b>	TRF	0.00	0	0	1,200,000	1,200,000	
	<b>Total</b>	<b>0.00</b>	<b>0</b>	<b>0</b>	<b>1,200,000</b>	<b>1,200,000</b>	
<hr/>							
<b>GOVERNOR'S RECOMMENDED CORE</b>	TRF	0.00	0	0	1,200,000	1,200,000	
	<b>Total</b>	<b>0.00</b>	<b>0</b>	<b>0</b>	<b>1,200,000</b>	<b>1,200,000</b>	
<hr/>							

## DECISION ITEM SUMMARY

Budget Unit								
Decision Item	FY 2016	FY 2016	FY 2017	FY 2017	FY 2018	FY 2018	FY 2018	FY 2018
Budget Object Summary	ACTUAL	ACTUAL	BUDGET	BUDGET	DEPT REQ	DEPT REQ	GOV REC	GOV REC
Fund	DOLLAR	FTE	DOLLAR	FTE	DOLLAR	FTE	DOLLAR	FTE
<b>CSE DEBT OFFSET ESCROW TRF</b>								
<b>CORE</b>								
FUND TRANSFERS								
DEBT OFFSET ESCROW	0	0.00	1,200,000	0.00	1,200,000	0.00	1,200,000	0.00
TOTAL - TRF	0	0.00	1,200,000	0.00	1,200,000	0.00	1,200,000	0.00
<b>TOTAL</b>	<b>0</b>	<b>0.00</b>	<b>1,200,000</b>	<b>0.00</b>	<b>1,200,000</b>	<b>0.00</b>	<b>1,200,000</b>	<b>0.00</b>
<b>GRAND TOTAL</b>	<b>\$0</b>	<b>0.00</b>	<b>\$1,200,000</b>	<b>0.00</b>	<b>\$1,200,000</b>	<b>0.00</b>	<b>\$1,200,000</b>	<b>0.00</b>

2/7/17 13:00

im\_disummary

# DECISION ITEM DETAIL

Budget Unit	FY 2016	FY 2016	FY 2017	FY 2017	FY 2018	FY 2018	FY 2018	FY 2018
Decision Item	ACTUAL	ACTUAL	BUDGET	BUDGET	DEPT REQ	DEPT REQ	GOV REC	GOV REC
Budget Object Class	DOLLAR	FTE	DOLLAR	FTE	DOLLAR	FTE	DOLLAR	FTE
CSE DEBT OFFSET ESCROW TRF								
CORE								
TRANSFERS OUT	0	0.00	1,200,000	0.00	1,200,000	0.00	1,200,000	0.00
TOTAL - TRF	0	0.00	1,200,000	0.00	1,200,000	0.00	1,200,000	0.00
GRAND TOTAL	\$0	0.00	\$1,200,000	0.00	\$1,200,000	0.00	\$1,200,000	0.00
GENERAL REVENUE	\$0	0.00	\$0	0.00	\$0	0.00	\$0	0.00
FEDERAL FUNDS	\$0	0.00	\$0	0.00	\$0	0.00	\$0	0.00
OTHER FUNDS	\$0	0.00	\$1,200,000	0.00	\$1,200,000	0.00	\$1,200,000	0.00



## PROGRAM DESCRIPTION

Department: Social Services

HB Section: 11.205

Program Name: Debt Offset Transfer

Program is found in the following core budget(s): Debt Offset Transfer

### 1. What does this program do?

This appropriation transfers funds from the Debt Offset Escrow Fund to the DSS Federal and Other Fund (0610) and/or the Child Support Enforcement Fund (0169). The Debt Offset Escrow fund serves to distribute any state tax intercepts due families and to return erroneously intercepted state income tax refunds to the appropriate party. After this is accomplished through the Distribution Pass Through appropriation there is a portion of funds remaining that are to be retained by the State and Federal Government. The purpose of this section is to transfer the portion of funds that are to be retained by the State and Federal Government to the 0610 fund for the Federal portion and 0169 for the State portion.

### 2. What is the authorization for this program, i.e., federal or state statute, etc.? (Include the federal program number, if applicable.)

N/A

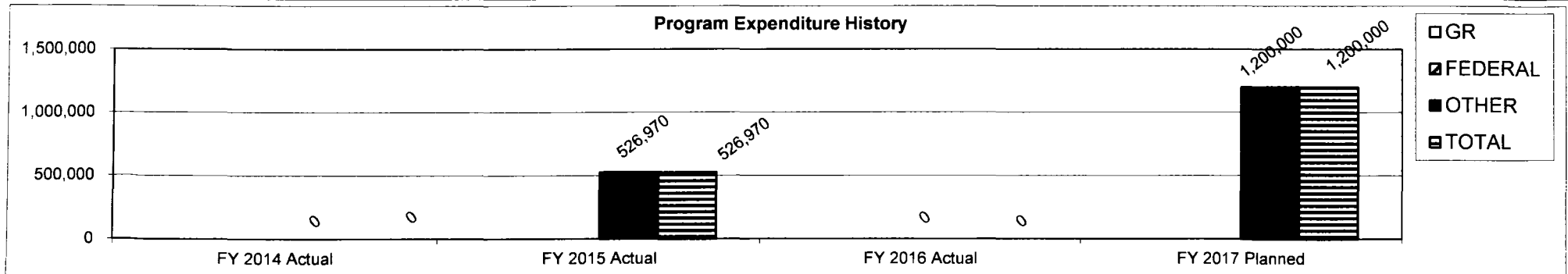
### 3. Are there federal matching requirements? If yes, please explain.

No.

### 4. Is this a federally mandated program? If yes, please explain.

No.

### 5. Provide actual expenditures for the prior three fiscal years and planned expenditures for the current fiscal year.



## PROGRAM DESCRIPTION

Department: Social Services

HB Section: 11.205

Program Name: Debt Offset Transfer

Program is found in the following core budget(s): Debt Offset Transfer

**6. What are the sources of the "Other " funds?**

Debt Offset Escrow (0753)

**7a. Provide an effectiveness measure.**

N/A

**7b. Provide an efficiency measure.**

N/A

**7c. Provide the number of clients/individuals served, if applicable.**

N/A

**7d. Provide a customer satisfaction measure, if available.**

N/A