

Department of Social Services
Division of Youth Services
Fiscal Year 2019 Budget Request
Book 4 of 6

Steve Corsi, Psy.D., Director

Printed with Governor's Recommendation

Table of Contents

Division of Youth Services

Governor’s Recommendation Summary 1

Core – Division of Youth Services Administration 2

Core – Youth Treatment Programs 16

Core – Juvenile Court Diversion..... 33

DEPARTMENT OF SOCIAL SERVICES
FISCAL YEAR 2019 BRASS SECTION SUMMARY

Decision Item Name	2019 DEPARTMENT REQUEST					2019 Governor's Recommendation				
	FTE	GR	FF	OF	Total	FTE	GR	FF	OF	Total
Youth Services Administration										
Core	39.30	1,286,104	610,542	999	1,897,645	39.30	1,286,104	610,542	999	1,897,645
NDI- Pay Plan		0	0	0	0		11,959	7,227	0	19,186
Total	39.30	1,286,104	610,542	999	1,897,645	39.30	1,298,063	617,769	999	1,916,831
Youth Treatment Programs										
Core	1213.88	18,133,488	30,247,239	7,241,032	55,621,759	1164.88	17,460,626	28,986,423	7,241,032	53,688,081
NDI- Pay Plan		0	0	0	0		262,305	386,391	53,544	702,240
Total	1213.88	18,133,488	30,247,239	7,241,032	55,621,759	1164.88	17,722,931	29,372,814	7,294,576	54,390,321
Juvenile Court Diversion										
Core	0.00	3,479,486	0	500,000	3,979,486	0.00	3,479,486	0	500,000	3,979,486
Total	0.00	3,479,486	0	500,000	3,979,486	0.00	3,479,486	0	500,000	3,979,486
DYS Core Total	1253.18	22,899,078	30,857,781	7,742,031	61,498,890	1204.18	22,226,216	29,596,965	7,742,031	59,565,212
DYS NDI Total	0.00	0	0	0	0	0.00	274,264	393,618	53,544	721,426
DYS Non Count Total	0.00	0	0	0	0	0.00	0	0	0	0
Total DYS	1253.18	22,899,078	30,857,781	7,742,031	61,498,890	1204.18	22,500,480	29,990,583	7,795,575	60,286,638

CORE DECISION ITEM

Department: Social Services
Division: Youth Services
Core: Youth Services Administration

Budget Unit: 90427C
HB Section: 11.300

1. CORE FINANCIAL SUMMARY

FY 2019 Budget Request					FY 2019 Governor's Recommendation						
	GR	Federal	Other	Total	E		GR	Fed	Other	Total	E
PS	1,205,410	510,202		1,715,612		PS	1,205,410	510,202		1,715,612	
EE	80,194	99,940	999	181,133		EE	80,194	99,940	999	181,133	
PSD	500	400		900		PSD	500	400		900	
TRF						TRF					
Total	1,286,104	610,542	999	1,897,645		Total	1,286,104	610,542	999	1,897,645	
FTE	25.62	13.68		39.30		FTE	25.62	13.68		39.30	
Est. Fringe	634,395	299,110	0	933,505		Est. Fringe	634,395	299,110	0	933,505	
Note: Fringes budgeted in House Bill 5 except for certain fringes budgeted directly to MoDOT, Highway Patrol, and Conservation.						Note: Fringes budgeted in House Bill 5 except for certain fringes budgeted directly to MoDOT, Highway Patrol, and Conservation.					

Other Funds: Youth Services Treatment Fund (0843) - \$999

Other Funds: Youth Services Treatment Fund (0843) - \$999

2. CORE DESCRIPTION

This core provides funding for the Division of Youth Services (DYS) Central Office and five regional offices.

The Central Office is the Division's central administrative unit charged with program development; fiscal and budget administration; personal services administration; professional development; grant development and administration; interstate compact administration; and, coordination, planning, supervision, monitoring and evaluation of the Division's programs and services. The Division also has responsibility for a statewide delinquency prevention effort; annual master plan to project statewide needs to manage delinquency problems; training individuals employed by DYS and those individuals outside DYS who work in the juvenile justice field; training juvenile court personnel; a statewide statistical recording and reporting system of the incidents of delinquency; and, the administration of the Juvenile Court Diversion Program.

The five regional offices and their locations are as follows: Northeast Region - Columbia; Northwest Region - Kansas City; Southeast Region - Poplar Bluff; Southwest Region - Springfield; and, St. Louis Region - St. Louis. The regional administrative system provides: support for DYS's programs in a manner which helps ensure statutory mandates are met; program services fit the needs of the youth and requirements of the law; and, provides the support functions of supervision, planning, evaluation and training necessary for effective and efficient delivery of programmatic and contractual services.

3. PROGRAM LISTING (list programs included in this core funding)

Youth Services Administration

CORE DECISION ITEM

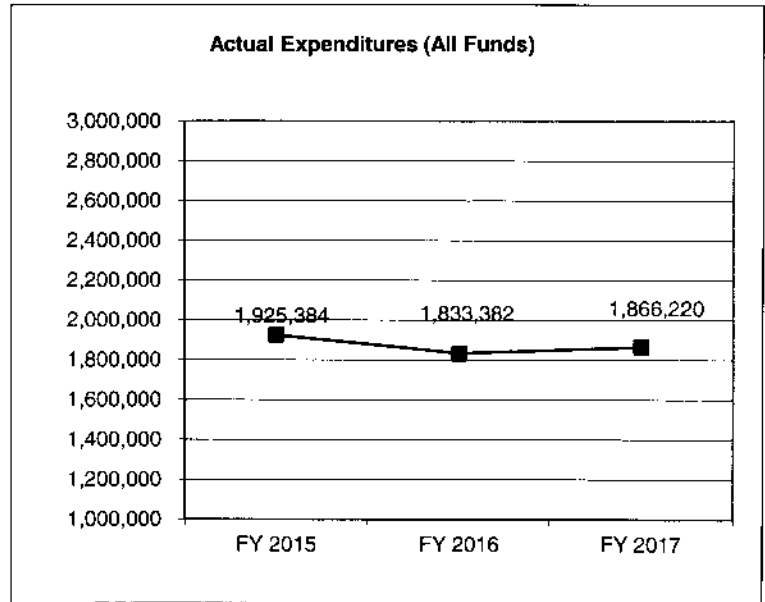
Department: Social Services
Division: Youth Services
Core: Youth Services Administration

Budget Unit: 90427C

HB Section: 11.300

4. FINANCIAL HISTORY

	FY 2015 Actual	FY 2016 Actual	FY 2017 Actual	FY 2018 Current Yr.
Appropriation (All Funds)	1,981,512	1,872,253	1,906,054	1,898,993
Less Reverted (All Funds)	(40,532)	(38,122)	(38,836)	(38,624)
Less Restricted (All Funds)	0	0	0	0
Budget Authority (All Funds)	1,940,980	1,834,131	1,867,218	1,860,369
Actual Expenditures (All Funds)	1,925,384	1,833,382	1,866,220	N/A
Unexpended (All Funds)	15,596	749	998	N/A
Unexpended, by Fund:				
General Revenue	51	0	0	N/A
Federal	14,276	50	0	N/A
Other	999	0	0	N/A
	(1)	(2)		



Reverted includes statutory reserve amounts (when applicable).

Restricted includes Governor's expenditure restrictions which remained at the end of the fiscal year.

NOTES:

(1) FY15 core reallocation from DYS to the Directors Office for planned expenditures.

(2) FY16 transfer of \$37,751 for community engagement and statewide dues to OA.

CORE RECONCILIATION DETAIL

DEPARTMENT OF SOCIAL SERVICES YOUTH SERVICES ADMIN

5. CORE RECONCILIATION DETAIL

		Budget Class	FTE	GR	Federal	Other	Total	Explanation
TAFP AFTER VETOES								
		PS	39.33	1,206,758	510,202	0	1,716,960	
		EE	0.00	80,194	99,940	999	181,133	
		PD	0.00	500	400	0	900	
		Total	39.33	1,287,452	610,542	999	1,898,993	
DEPARTMENT CORE ADJUSTMENTS								
Transfer Out	986 1421	PS	(0.03)	(1,348)	0	0	(1,348)	Transfer to HB12 - Gov Office.
Core Reallocation	184 1421	PS	0.00	0	0	0	(0)	
NET DEPARTMENT CHANGES			(0.03)	(1,348)	0	0	(1,348)	
DEPARTMENT CORE REQUEST								
		PS	39.30	1,205,410	510,202	0	1,715,612	
		EE	0.00	80,194	99,940	999	181,133	
		PD	0.00	500	400	0	900	
		Total	39.30	1,286,104	610,542	999	1,897,645	
GOVERNOR'S RECOMMENDED CORE								
		PS	39.30	1,205,410	510,202	0	1,715,612	
		EE	0.00	80,194	99,940	999	181,133	
		PD	0.00	500	400	0	900	
		Total	39.30	1,286,104	610,542	999	1,897,645	

DECISION ITEM SUMMARY

Budget Unit								
Decision Item	FY 2017	FY 2017	FY 2018	FY 2018	FY 2019	FY 2019	FY 2019	FY 2019
Budget Object Summary	ACTUAL	ACTUAL	BUDGET	BUDGET	DEPT REQ	DEPT REQ	GOV REC	GOV REC
Fund	DOLLAR	FTE	DOLLAR	FTE	DOLLAR	FTE	DOLLAR	FTE
YOUTH SERVICES ADMIN								
CORE								
PERSONAL SERVICES								
GENERAL REVENUE	1,177,406	24.82	1,206,758	25.65	1,205,410	25.62	1,205,410	25.62
DEPT OF SOC SERV FEDERAL & OTH	510,201	10.86	510,202	13.68	510,202	13.68	510,202	13.68
TOTAL - PS	1,687,607	35.68	1,716,960	39.33	1,715,612	39.30	1,715,612	39.30
EXPENSE & EQUIPMENT								
GENERAL REVENUE	78,273	0.00	80,194	0.00	80,194	0.00	80,194	0.00
DEPT OF SOC SERV FEDERAL & OTH	100,340	0.00	99,940	0.00	99,940	0.00	99,940	0.00
YOUTH SERVICES TREATMENT	0	0.00	999	0.00	999	0.00	999	0.00
TOTAL - EE	178,613	0.00	181,133	0.00	181,133	0.00	181,133	0.00
PROGRAM-SPECIFIC								
GENERAL REVENUE	0	0.00	500	0.00	500	0.00	500	0.00
DEPT OF SOC SERV FEDERAL & OTH	0	0.00	400	0.00	400	0.00	400	0.00
TOTAL - PD	0	0.00	900	0.00	900	0.00	900	0.00
TOTAL	1,866,220	35.68	1,898,993	39.33	1,897,645	39.30	1,897,645	39.30
Pay Plan - 0000012								
PERSONAL SERVICES								
GENERAL REVENUE	0	0.00	0	0.00	0	0.00	11,959	0.00
DEPT OF SOC SERV FEDERAL & OTH	0	0.00	0	0.00	0	0.00	7,227	0.00
TOTAL - PS	0	0.00	0	0.00	0	0.00	19,186	0.00
TOTAL	0	0.00	0	0.00	0	0.00	19,186	0.00
GRAND TOTAL	\$1,866,220	35.68	\$1,898,993	39.33	\$1,897,645	39.30	\$1,916,831	39.30

1/17/18 10:29

im_disummary

DECISION ITEM DETAIL

Budget Unit	FY 2017	FY 2017	FY 2018	FY 2018	FY 2019	FY 2019	FY 2019	FY 2019
Decision Item	ACTUAL	ACTUAL	BUDGET	BUDGET	DEPT REQ	DEPT REQ	GOV REC	GOV REC
Budget Object Class	DOLLAR	FTE	DOLLAR	FTE	DOLLAR	FTE	DOLLAR	FTE
YOUTH SERVICES ADMIN								
CORE								
ADMIN OFFICE SUPPORT ASSISTANT	46,954	1.64	56,880	2.00	55,532	1.97	55,532	1.97
OFFICE SUPPORT ASST (STENO)	25,681	0.97	26,340	1.00	26,340	1.00	26,340	1.00
SR OFC SUPPORT ASST (STENO)	72,582	2.48	73,122	3.50	73,122	3.50	73,122	3.50
OFFICE SUPPORT ASSISTANT	58,587	2.48	120,133	3.00	70,133	3.00	70,133	3.00
SR OFFICE SUPPORT ASSISTANT	115,896	4.41	101,261	5.69	136,261	5.69	136,261	5.69
PROCUREMENT OFCR I	6,885	0.18	38,298	1.00	11,928	0.27	11,928	0.27
PROCUREMENT OFCR II	36,880	0.82	0	0.00	31,370	0.73	31,370	0.73
ACCOUNTING SPECIALIST I	18,265	0.48	0	0.00	0	0.00	0	0.00
ACCOUNTING SPECIALIST II	12,500	0.32	42,778	1.00	42,778	1.00	42,778	1.00
PERSONNEL OFFICER	43,539	1.01	41,995	1.00	41,995	1.00	41,995	1.00
TRAINING TECH II	41,151	1.00	41,189	1.00	41,189	1.00	41,189	1.00
MANAGEMENT ANALYSIS SPEC II	96,029	2.00	96,108	2.00	96,108	2.00	96,108	2.00
PERSONNEL CLERK	29,518	1.00	28,666	1.00	28,666	1.00	28,666	1.00
OUTDOOR REHAB CNSLR II	21,074	0.55	0	0.00	0	0.00	0	0.00
COMMUNITY SVS COORD-YOUTH SRVS	42,745	1.00	42,778	1.00	42,778	1.00	42,778	1.00
FISCAL & ADMINISTRATIVE MGR B2	103,853	1.50	100,931	1.50	100,931	1.50	100,931	1.50
HUMAN RESOURCES MGR B2	69,280	1.00	66,009	1.00	66,009	1.00	66,009	1.00
SOCIAL SERVICES MGR, BAND 1	209,270	4.01	225,701	4.51	225,701	4.51	225,701	4.51
SOCIAL SERVICES MNGR, BAND 2	368,895	5.12	355,577	5.02	355,577	5.02	355,577	5.02
DIVISION DIRECTOR	100,681	1.00	100,760	1.00	100,760	1.00	100,760	1.00
DEPUTY DIVISION DIRECTOR	89,617	1.00	85,093	1.00	85,093	1.00	85,093	1.00
DESIGNATED PRINCIPAL ASST DIV	1,423	0.02	0	0.00	0	0.00	0	0.00
LEGAL COUNSEL	1,513	0.02	0	0.00	0	0.00	0	0.00
BOARD MEMBER	1,326	0.01	750	0.28	750	0.28	750	0.28
MISCELLANEOUS TECHNICAL	228	0.00	0	0.00	0	0.00	0	0.00
SPECIAL ASST PROFESSIONAL	701	0.02	0	0.00	0	0.00	0	0.00
SPECIAL ASST OFFICE & CLERICAL	71,989	1.64	72,591	1.83	82,591	1.83	82,591	1.83
CHIEF OPERATING OFFICER	545	0.00	0	0.00	0	0.00	0	0.00
TOTAL - PS	1,687,607	35.68	1,716,960	39.33	1,715,612	39.30	1,715,612	39.30
TRAVEL, IN-STATE	53,231	0.00	48,446	0.00	48,446	0.00	48,446	0.00
TRAVEL, OUT-OF-STATE	2,250	0.00	881	0.00	881	0.00	881	0.00
SUPPLIES	32,509	0.00	37,135	0.00	37,135	0.00	37,135	0.00

DECISION ITEM DETAIL

Budget Unit	FY 2017	FY 2017	FY 2018	FY 2018	FY 2019	FY 2019	FY 2019	FY 2019
Decision Item	ACTUAL	ACTUAL	BUDGET	BUDGET	DEPT REQ	DEPT REQ	GOV REC	GOV REC
Budget Object Class	DOLLAR	FTE	DOLLAR	FTE	DOLLAR	FTE	DOLLAR	FTE
YOUTH SERVICES ADMIN								
CORE								
PROFESSIONAL DEVELOPMENT	13,787	0.00	12,904	0.00	12,904	0.00	12,904	0.00
COMMUNICATION SERV & SUPP	36,426	0.00	59,686	0.00	59,686	0.00	59,686	0.00
PROFESSIONAL SERVICES	26,886	0.00	10,422	0.00	10,422	0.00	10,422	0.00
HOUSEKEEPING & JANITORIAL SERV	0	0.00	220	0.00	220	0.00	220	0.00
M&R SERVICES	1,877	0.00	2,346	0.00	2,346	0.00	2,346	0.00
OFFICE EQUIPMENT	5,534	0.00	2,924	0.00	2,924	0.00	2,924	0.00
OTHER EQUIPMENT	30	0.00	472	0.00	472	0.00	472	0.00
BUILDING LEASE PAYMENTS	2,317	0.00	1,650	0.00	1,650	0.00	1,650	0.00
EQUIPMENT RENTALS & LEASES	902	0.00	1,129	0.00	1,129	0.00	1,129	0.00
MISCELLANEOUS EXPENSES	2,864	0.00	2,918	0.00	2,918	0.00	2,918	0.00
TOTAL - EE	178,613	0.00	181,133	0.00	181,133	0.00	181,133	0.00
DEBT SERVICE	0	0.00	900	0.00	900	0.00	900	0.00
TOTAL - PD	0	0.00	900	0.00	900	0.00	900	0.00
GRAND TOTAL	\$1,866,220	35.68	\$1,898,993	39.33	\$1,897,645	39.30	\$1,897,645	39.30
GENERAL REVENUE	\$1,255,679	24.82	\$1,287,452	25.65	\$1,286,104	25.62	\$1,286,104	25.62
FEDERAL FUNDS	\$610,541	10.86	\$610,542	13.68	\$610,542	13.68	\$610,542	13.68
OTHER FUNDS	\$0	0.00	\$999	0.00	\$999	0.00	\$999	0.00

PROGRAM DESCRIPTION

Department: Social Services

HB Section(s): 11.300

Program Name: Youth Services Administration

Program is found in the following core budget(s): Youth Services Administration

1a. What strategic priority does this program address?

Effective and efficient DYS operations.

1b. What does this program do?

The Division of Youth Services (DYS) provides funding for Central Office and five regional offices located across the state. DYS is charged by 219.011, RSMo, to provide reception, classification, care, activities, education and rehabilitation of youth committed by the Juvenile Courts. The 1995 Juvenile Crime Bill removed the lower age limit for commitment to Youth Services and added dual jurisdiction provisions allowing the Division to serve certain certified youth up to age twenty-one. The Division's primary goal is to keep committed youth from further delinquent behavior. The Director of Youth Services is appointed by the Director of the Department of Social Services and is responsible for administration of the Division.

The Division's Central Office is the agency's central administrative unit charged with program development, fiscal and budget administration, personal services administration, professional development, grant development and grant administration. The Division is also charged with coordination, planning, supervision, monitoring and evaluation of the agency's programs and services. The Division has responsibility for a statewide delinquency prevention effort and an annual master plan to project statewide needs to deal with delinquency problems. In addition, DYS provides training for individuals outside the agency who also work in the juvenile justice field. Central Office is responsible for statewide statistical reporting of the incidents of delinquency in Missouri. These statistics are provided to Central Office by either the Juvenile Courts or the Office of State Courts Administrator.

Central Office is also responsible for administering the Interstate Compact on Juveniles (ICJ). The ICJ provides courtesy supervision for adjudicated delinquent youth who are residing in Missouri while under probation or parole conditions from another state. The ICJ also returns juvenile absconders, escapees and runaways to their legal custodians.

Central and Regional Offices are responsible for ensuring the Division's residential centers and contracted reception and detention centers are compliant with the Prison Rape Elimination Act (PREA) of 2008. One third of facilities covered under PREA must be audited yearly and each facility must receive an audit at least once every three years to be considered compliant. To be considered PREA compliant, audits must be preformed by Department of Justice Certified Auditors. Central Office contracts and coordinates the audits to ensure compliance with the mandatory time frames. The Regional Offices are responsible for ensuring residential centers are PREA compliant at all times.

To effectively and efficiently administer the youth treatment programs, the Division utilizes a regional administrative and service delivery system. DYS has divided the state into five regions. A regional administrator supervises all programs and services within each geographical area. The five regions and the location of the Regional Offices are as follows: Northeast Region - Columbia; Northwest Region - Kansas City; Southeast Region - Poplar Bluff; Southwest Region - Springfield; and, St. Louis Region - St. Louis.

The regional administrative system provides support for DYS programs to ensure statutory mandates are met and program services fit the needs of the youth in care. Each region is responsible for supervision, planning, evaluation and staff training necessary for effective and efficient delivery of services to youth. In addition, fiscal related issues for each region are monitored by regional office staff to ensure compliance with DYS policies and procedures. Regional Office staff work directly with the local courts, juvenile authorities and local contractual residential providers.

PROGRAM DESCRIPTION

Department: Social Services

HB Section(s): 11.300

Program Name: Youth Services Administration

Program is found in the following core budget(s): Youth Services Administration

Administrative Services staff provide planning, supervision and monitoring of programs and services to help ensure the quality and appropriateness of the treatment programs. Various staff monitor compliance with state statutes, rules, regulations and standards. In addition, Administrative Services staff in this appropriation are responsible for ensuring all division staff receive the training necessary to fulfill their job requirements.

The Division of Youth Services Advisory Board, established by 219.046, RSMo, is a 15-member bi-partisan board comprised of judges, former legislators, civic officials and concerned citizens. This board serves as a liaison between the DYS and the Governor, members of the Legislature, the Judiciary and the general public. The Board meets with the Director of DYS a minimum of four times each year for the purpose of reviewing the activities of the division. The board, or a committee thereof, visits facilities of the Division as frequently as it deems necessary and files a written report with the Governor, Director of DSS and the Legislative Library regarding conditions they observed relating to the care and treatment of youth assigned to the facility and any other matters pertinent in their judgment.

2. What is the authorization for this program, i.e., federal or state statute, etc.? (Include the federal program number, if applicable.)

State Statute: 219.011-219.096, RSMo

3. Are there federal matching requirements? If yes, please explain.

This program does not have a federal matching requirement; however, program expenditures are used as state Maintenance of Effort (MOE) to earn the Social Services Block Grant (SSBG) and Temporary Assistance for Needy Families Block Grant (TANF). States must maintain a certain level of state funding participation in allowable block grant spending categories to earn the entire SSBG and TANF blocks. In addition, some expenditures are allocated across the department based on FTE counts and charged to corresponding grants.

4. Is this a federally mandated program? If yes, please explain.

No.

PROGRAM DESCRIPTION

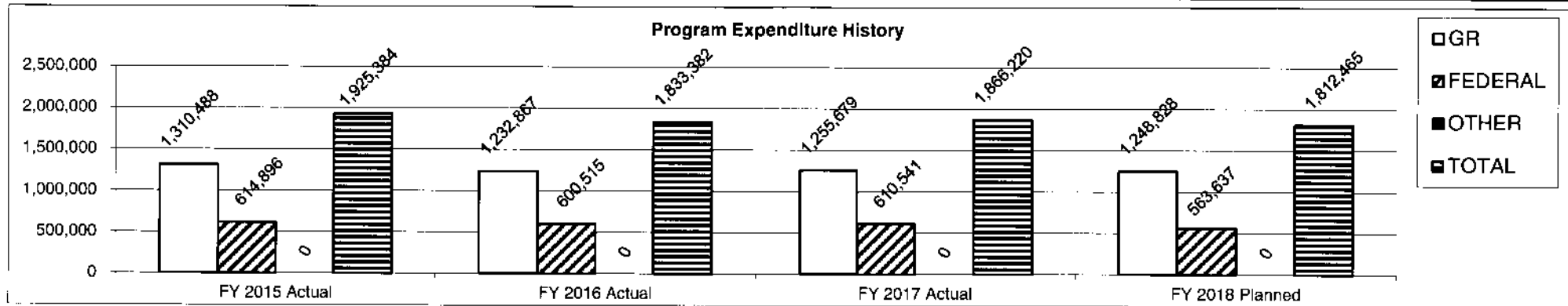
Department: Social Services

HB Section(s): 11.300

Program Name: Youth Services Administration

Program is found in the following core budget(s): Youth Services Administration

5. Provide actual expenditures for the prior three fiscal years and planned expenditures for the current fiscal year.



Planned FY 2018 expenditures are net of reserves and reverted.

6. What are the sources of the "Other " funds?

Youth Services Treatment Fund (0843)

7a. Provide an effectiveness measure.

Administrative functions promote the overall effectiveness of all programs.

7b. Provide an efficiency measure.

Administrative functions promote the overall efficiency of all programs.

7c. Provide the number of clients/individuals served, if applicable.

N/A

7d. Provide a customer satisfaction measure, if available.

N/A

DEPARTMENT OF SOCIAL SERVICES					
DIVISION OF YOUTH SERVICES					
FACILITY LISTING					
Facility	Address	Program Classification	Region	Budgeted Groups	Budgeted Slots
Camp Avery Park Camp	198 Avery Lane Troy, MO 63379	Moderate Care	Northeast	3	
Cornerstone	1250 East Brown School Road Columbia, MO 65202	Group Home	Northeast	1	
Fulton Treatment Center	1650 Highway O Fulton, MO 65251	Moderate Care	Northeast	3	
Montgomery City Youth Treatment Center	300 Niedergerke Drive Montgomery City, MO 63361	Secure Care	Northeast	4	
Rosa Parks Center	211 W. 12th Street Fulton, MO 65251	Group Home	Northeast	1	
		Total Northeast Region		12	
Alternative Resource Center	1410 Genessee Street, Suite 160 Kansas City, MO 64102	Day Treatment	Northwest		30
Langsford House	525 SE 2nd Street Lee's Summit, MO 64063	Group Home	Northwest	1	
Northwest Regional Youth Center	4901 NE Barry Road Kansas City, MO 64156	Secure Care	Northwest	3	
Riverbend Treatment Center	5910 Mitchell Avenue St. Joseph, MO 64507	Secure Care	Northwest	3	
Watkins Mill Park Camp	25610 Park Road North Lawson, MO 64062	Moderate Care	Northwest	5	
Waverly Regional Youth Center	109 West Kelling Avenue Waverly, MO 64096	Moderate Care	Northwest	4	
		Total Northwest Region		16	30

Facility	Address	Program Classification	Region	Budgeted Groups	Budgeted Slots
ECHO Life Learning Center	3445 Armstrong Drive Cape Girardeau, MO 63703	Day Treatment	Southeast		15
Girardot Center	609 North Middle Cape Girardeau, MO 63701	Group Home	Southeast	2	
Hope Life Learning Center	601 Davis Blvd Sikeston, MO 63801	Day Treatment	Southeast		15
New Madrid Bend Youth Center	7960 US Highway 61 New Madrid, MO 63869	Moderate Care	Southeast	2	
Sierra Osage Treatment Center	9200 Sierra Osage Circle Poplar Bluff, MO 63901	Moderate Care	Southeast	2	
WE Sears Youth Center	9400 Sears Lane Poplar Bluff, MO 63901	Moderate Care	Southeast	5	
Total Southeast Region				11	30
Community Learning Center	3990 West Sunshine Springfield, MO 65807	Moderate Care	Southwest	1	
Datema House	918 South Jefferson Springfield, MO 65806	Group Home	Southwest	1	
Delmina Woods	8872 State Highway H Forsyth, MO 65653	Moderate Care	Southwest	2	
Excel School	1631 West Bennett Springfield, MO 65807	Day Treatment	Southwest		30
Gateway School	1823 West 20th Street Joplin, MO 64804	Day Treatment	Southwest		20
Gentry Residential Treatment Center	2001 DYS Drive Cabool, MO 65689	Moderate Care	Southwest	2	
Mount Vernon Treatment Center	500 State Drive Mount Vernon, MO 65712	Moderate Care	Southwest	3	
Rich Hill Youth Development Center	501 N. 14th Rich Hill, MO 64779	Moderate Care	Southwest	2	
Wilson Creek Group Home	3992 West Sunshine Springfield, MO 65807	Group Home	Southwest	1	
Total Southwest Region				12	50

Facility	Address	Program Classification	Region	Budgeted Groups	Budgeted Slots
Babler Lodge	1010 Lodge Road Wildwood, MO 63005	Moderate Care	St. Louis	2	
Bissell Hall	13298 Bellefontaine Road St. Louis, MO 63138	Moderate Care	St. Louis	2	
Discovery Hall	13315 Bellefontaine Road St. Louis, MO 63138	Moderate Care	St. Louis	1	
Fort Bellefontaine Campus	13290 Bellefontaine Road St. Louis, MO 63138	Moderate Care	St. Louis	2	
Hillsboro Treatment Center	10434 State Road BB Hillsboro, MO 63050	Secure Care	St. Louis	2	
Hogan Street Regional Youth Center	1839 Hogan Street St. Louis, MO 63106	Secure Care	St. Louis	3	
Lewis and Clark Hall	13311 Bellefontaine Road St. Louis, MO 63138	Moderate Care	St. Louis	1	
MET Day Treatment	6347 Plymouth Ave Wellston, MO 63133	Day Treatment	St. Louis		20
New Day Day Treatment Center	5 Merchants Drive Hillsboro, MO 63050	Day Treatment	St. Louis		20
QUEST Day Treatment	3747 Harry S. Truman Blvd St. Charles, MO 63301	Day Treatment	St. Louis		15
Spanish Lake Campus	13312 Bellefontaine Road St. Louis, MO 63138	Moderate Care	St. Louis	2	
Twin Rivers Campus	13316 Bellefontaine Road St. Louis, MO 63138	Moderate Care	St. Louis	2	
			Total St. Louis Region	17	55
			Divisional Grand Total	68	165

DIVISION OF YOUTH SERVICES OFFICES AND FACILITIES

NORTHWEST REGION

(816) 889-2428

- 8 Regional Office - Kansas City
- 1 NW Region Case Management South Unit
(Kansas City)
- 2 Watkins Mill Park Camp (5 groups)
(Lawson)
- 3 Northwest Regional Youth Center (3 groups)
(Kansas City)
- 4 Langford House - (1 group)
(Lee's Summit)
- 5 NW Region Case Management North Unit
(Gladstone)
- 6 Alternative Resource Center (30 Slots)
(Kansas City)
- 7 Waverly Regional Youth Center (4 groups)
(Waverly)
- 8 Riverbend Treatment Center (3 groups)
(St. Joseph)

SOUTHWEST REGION

(417) 895-6485

- C Regional Office
- 9 Springfield Case Management Unit
- 10 Community Learning Center (1 group)
- 11 Datema House (1 group)
- 12 Wilson Creek Group Home (1 group)
- 13 Excel School (30 slots)
- 14 Delmina Woods (2 groups)
(Forsyth)
- 15 Gateway Day Treatment (20 slots)
*Case Management Unit
(Joplin)
- 16 Rich Hill Youth Development Center (2 groups)
*Case Management
(Rich Hill)
- 17 Mt. Vernon Treatment Center (3 groups)
*Case Management
(Mt. Vernon)
- 18 Gentry Treatment Center (2 groups)
*Case Management
(Cabool)

}

(Springfield)

NORTHEAST REGION

(573) 449-2939

- 2 Regional Office (Columbia)
- 19 NE Region Case Management Unit (Columbia)
- 20 Cornerstone (1 group)
(Columbia)
- 21 Fulton Treatment Center (3 groups)
(Fulton)
- 22 Camp Avery Park Camp (3 groups)
(Troy)
- 23 Cole County Case Management Unit
(Jefferson City)
- 24 Franklin County Case Management Unit
(Union)
- 25 Montgomery City Youth Center (4 groups)
(Montgomery City)
- 26 Rosa Parks Center (1 group)
(Fulton)

ST. LOUIS REGION

(314) 340-6904

- A Regional Office - St. Louis
- 27 Service Coordinator-South Unit - St. Louis
- 28 Hogan Street Regional Youth Center
(3 groups)
- 29 Lewis and Clark Hall (1 group)
- 30 Spanish Lake (2 groups)
- 31 Bissell Hall (2 groups)
- 32 Twin Rivers (2 groups)
- 33 Discovery Hall (1 group)
- 34 Ft. Bellefontaine Campus (2 groups)
- 35 MET Day Treatment (20 slots)
*Case Management Unit
(Wellston)
- 36 Quest Day Treatment (15 slots)
*Case Management Unit
(St. Charles)
- 37 New Day Day Treatment (20 slots)
*Case Management Unit
(Hillsboro)
- 38 Hillsboro Treatment Center (2 groups)
(Hillsboro)
- 39 Babler Lodge (2 groups)
(Wildwood)
- 40 St. Louis County Service Center West Unit
*Case Management
(Overland)

}

(St. Louis City)

}

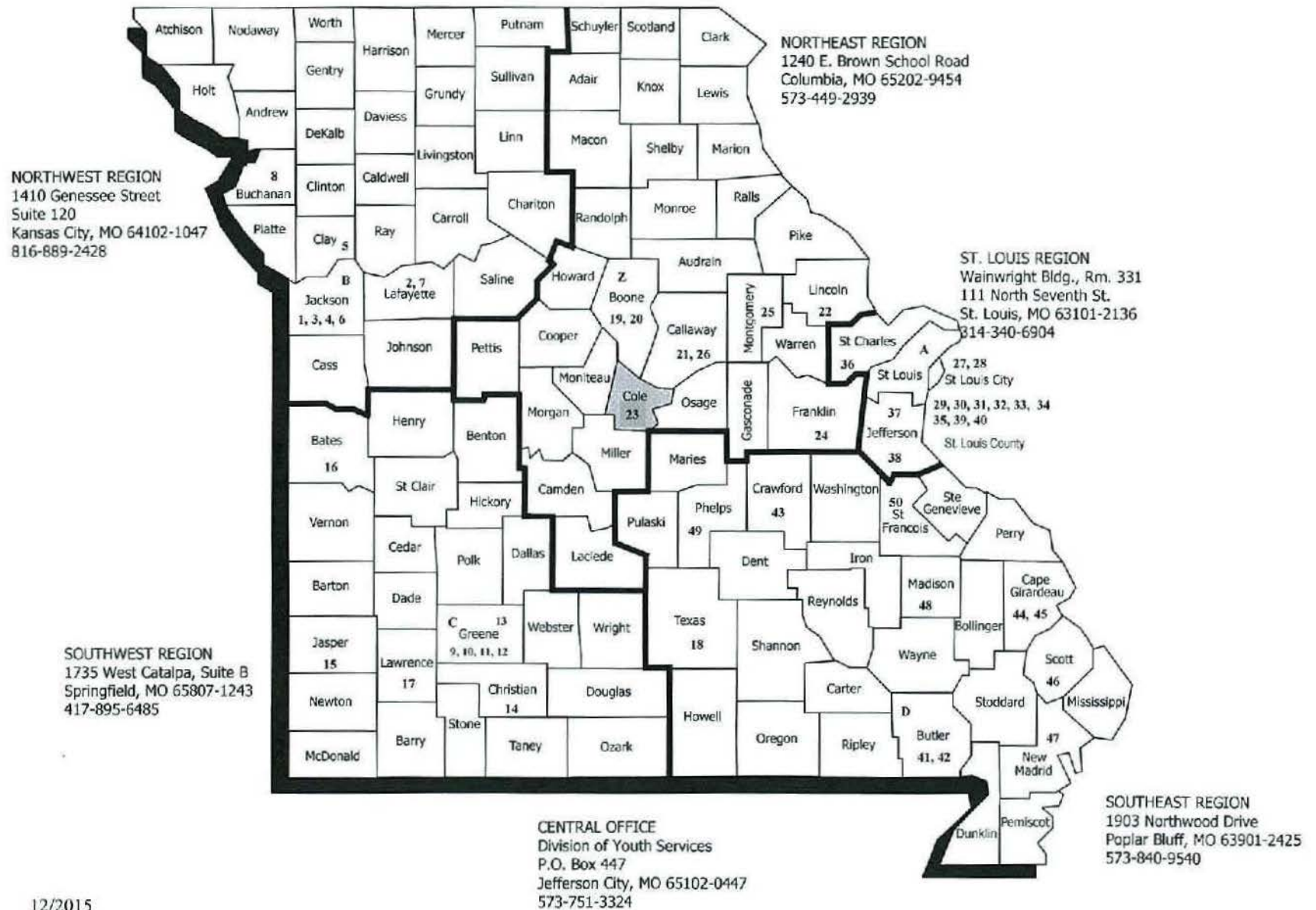
(St. Louis County)

SOUTHEAST REGION

(573) 840-9540

- D Regional Office (Poplar Bluff)
- 41 WE Sears Youth Center (5 groups)
*Case Management Unit
(Poplar Bluff)
- 42 Sierra Osage Treatment Center (2 groups)
(Poplar Bluff)
- 43 Crawford County Case Management
(Steelville)
- 44 ECHO Life Learning Center (15 slots)
*Case Management Unit
(Cape Girardeau)
- 45 Gardot Center for Youth and Families (2 groups)
*Case Management
(Cape Girardeau)
- 46 Hope Life Learning Center (15 slots)
*Case Management Unit
(Sikeston)
- 47 New Madrid Bend Youth Center (2 groups)
*Case Management Unit
(New Madrid)
- 48 Madison County Case Management
(Fredericktown)
- 49 Phelps County Case Management Unit
(Rolla)
- 50 St. Francois County Service Coordinator Unit
(Park Hills)

MISSOURI DIVISION OF YOUTH SERVICES OFFICES AND FACILITIES



12/2015

CORE DECISION ITEM

Department: Social Services
Division: Youth Services
Core: Youth Treatment Programs

Budget Unit: 90438C
HB Section: 11.305

1. CORE FINANCIAL SUMMARY

FY 2019 Budget Request						FY 2019 Governor's Recommendation					
	GR	Federal	Other	Total	E		GR	Fed	Other	Total	E
PS	17,288,006	23,551,221	3,374,624	44,213,851		PS	16,720,227	22,487,312	3,374,624	42,582,163	
EE	371,236	4,278,388	2,570,493	7,220,117		EE	266,153	4,081,481	2,570,493	6,918,127	
PSD	474,246	2,417,630	1,295,915	4,187,791		PSD	474,246	2,417,630	1,295,915	4,187,791	
TRF						TRF					
Total	18,133,488	30,247,239	7,241,032	55,621,759		Total	17,460,626	28,986,423	7,241,032	53,688,081	
FTE	454.58	670.09	89.21	1,213.88		FTE	437.50	638.17	89.21	1,164.88	
Est. Fringe	10,038,547	14,223,644	1,964,661	26,226,851		Est. Fringe	9,685,657	13,563,310	1,964,661	25,213,628	
Note: Fringes budgeted in House Bill 5 except for certain fringes budgeted directly to MoDOT, Highway Patrol, and Conservation.						Note: Fringes budgeted in House Bill 5 except for certain fringes budgeted directly to MoDOT, Highway Patrol, and Conservation.					

Other Funds: DOSS Educational Improvement Fund (0620) - \$7,090,841
Health Initiatives Fund (0275) - \$145,191
Youth Services Product Fund (0764) - \$5,000

Other Funds: DOSS Educational Improvement Fund (0620) - \$7,090,841
Health Initiatives Fund (0275) - \$145,191
Youth Services Product Fund (0764) - \$5,000

2. CORE DESCRIPTION

The Division of Youth Services (DYS) has statutory responsibility under 219.016, RSMo, to provide education and rehabilitation services to youth committed to the Division from the 46 circuit courts in Missouri.

This section provides funding for all treatment related and educational services for the Division. The personal services and expense and equipment for the day-to-day operation of all residential facilities and day treatment programs are included in the Youth Treatment Programs. This appropriation also covers the cost of providing case management services to DYS's clients and training to divisional staff.

3. PROGRAM LISTING (list programs included in this core funding)

Case Management
Non-Residential Care
Residential Care

CORE DECISION ITEM

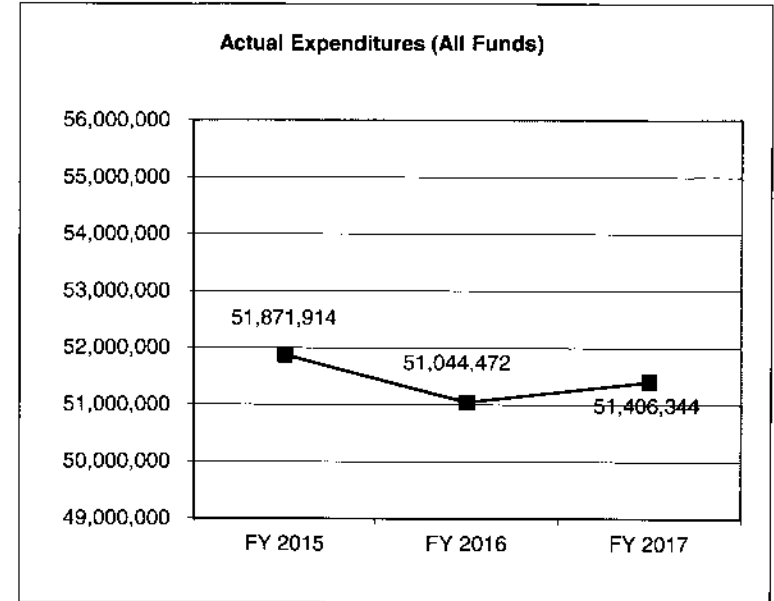
Department: Social Services
Division: Youth Services
Core: Youth Treatment Programs

Budget Unit: 90438C

HB Section: 11.305

4. FINANCIAL HISTORY

	FY 2015 Actual	FY 2016 Actual	FY 2017 Actual	FY 2018 Current Yr.
Appropriation (All Funds)	55,157,706	54,753,694	55,955,809	55,621,759
Less Reverted (All Funds)	(537,239)	(538,078)	(549,067)	(548,360)
Less Restricted (All Funds)	0	(14,953)		0
Budget Authority (All Funds)	54,620,467	54,200,663	55,406,742	55,073,399
Actual Expenditures (All Funds)	51,871,914	51,044,472	51,406,344	N/A
Unexpended (All Funds)	2,748,553	3,156,191	4,000,398	N/A
Unexpended, by Fund:				
General Revenue	588,026	6,809	2	N/A
Federal	112,041	445,157	3,556,852	N/A
Other	349,012	1,005,505	443,937	N/A
	(2)	(3)		



Reverted includes statutory reserve amounts (when applicable).

Restricted includes Governor's expenditure restrictions which remained at the end of the fiscal year.

NOTES:

(1) FY15 agency reserves of \$1,698,785 federal funds due to excess authority.

(2) FY16 core reduction of \$872,556 and 24.00 FTE due to the closure of Northeast Community Treatment Center and one group at Hillsboro Secure Facility. Agency reserves \$1,700,000 federal funds due to excess authority.

CORE RECONCILIATION DETAIL

DEPARTMENT OF SOCIAL SERVICES YOUTH TREATMENT PROGRAMS

5. CORE RECONCILIATION DETAIL

			Budget Class	FTE	GR	Federal	Other	Total	Explanation
TAFP AFTER VETOES									
			PS	1,213.88	17,288,006	23,551,221	3,374,624	44,213,851	
			EE	0.00	371,236	4,278,388	2,570,493	7,220,117	
			PD	0.00	474,246	2,417,630	1,295,915	4,187,791	
			Total	1,213.88	18,133,488	30,247,239	7,241,032	55,621,759	
DEPARTMENT CORE ADJUSTMENTS									
Core Reallocation	187 3608		PS	0.00	0	0	0	(0)	
Core Reallocation	187 1748		PS	0.00	0	0	0	(0)	
NET DEPARTMENT CHANGES				0.00	0	0	0	(0)	
DEPARTMENT CORE REQUEST									
			PS	1,213.88	17,288,006	23,551,221	3,374,624	44,213,851	
			EE	0.00	371,236	4,278,388	2,570,493	7,220,117	
			PD	0.00	474,246	2,417,630	1,295,915	4,187,791	
			Total	1,213.88	18,133,488	30,247,239	7,241,032	55,621,759	
GOVERNOR'S ADDITIONAL CORE ADJUSTMENTS									
Core Reduction	2093 1743		PS	(5.58)	(203,509)	0	0	(203,509)	
Core Reduction	2093 2969		PS	(10.42)	0	(381,335)	0	(381,335)	
Core Reduction	2093 1744		EE	0.00	(41,726)	0	0	(41,726)	
Core Reduction	2093 2970		EE	0.00	0	(78,188)	0	(78,188)	
Core Reduction	2095 2969		PS	(21.50)	0	(682,574)	0	(682,574)	
Core Reduction	2095 1743		PS	(11.50)	(364,270)	0	0	(364,270)	
Core Reduction	2095 1744		EE	0.00	(63,357)	0	0	(63,357)	

CORE RECONCILIATION DETAIL

DEPARTMENT OF SOCIAL SERVICES YOUTH TREATMENT PROGRAMS

5. CORE RECONCILIATION DETAIL

		Budget Class	FTE	GR	Federal	Other	Total	Explanation
GOVERNOR'S ADDITIONAL CORE ADJUSTMENTS								
Core Reduction	2095 2970	EE	0.00	0	(118,719)	0	(118,719)	
NET GOVERNOR CHANGES			(49.00)	(672,862)	(1,260,816)	0	(1,933,678)	
GOVERNOR'S RECOMMENDED CORE								
		PS	1,164.88	16,720,227	22,487,312	3,374,624	42,582,163	
		EE	0.00	266,153	4,081,481	2,570,493	6,918,127	
		PD	0.00	474,246	2,417,630	1,295,915	4,187,791	
Total			1,164.88	17,460,626	28,986,423	7,241,032	53,688,081	

DECISION ITEM SUMMARY

Budget Unit								
Decision Item	FY 2017	FY 2017	FY 2018	FY 2018	FY 2019	FY 2019	FY 2019	FY 2019
Budget Object Summary	ACTUAL	ACTUAL	BUDGET	BUDGET	DEPT REQ	DEPT REQ	GOV REC	GOV REC
Fund	DOLLAR	FTE	DOLLAR	FTE	DOLLAR	FTE	DOLLAR	FTE
YOUTH TREATMENT PROGRAMS								
CORE								
PERSONAL SERVICES								
GENERAL REVENUE	16,769,429	499.07	17,288,006	454.58	17,288,006	454.58	16,720,227	437.50
DEPT OF SOC SERV FEDERAL & OTH	19,994,683	594.21	23,551,221	670.09	23,551,221	670.09	22,487,312	638.17
HEALTH INITIATIVES	132,001	3.91	136,085	6.43	136,085	6.43	136,085	6.43
DOSS EDUCATIONAL IMPROVEMENT	3,039,287	90.23	3,238,539	82.78	3,238,539	82.78	3,238,539	82.78
TOTAL - PS	39,935,400	1,187.42	44,213,851	1,213.88	44,213,851	1,213.88	42,582,163	1,164.88
EXPENSE & EQUIPMENT								
GENERAL REVENUE	543,259	0.00	371,236	0.00	371,236	0.00	266,153	0.00
DEPT OF SOC SERV FEDERAL & OTH	3,921,264	0.00	4,278,388	0.00	4,278,388	0.00	4,081,481	0.00
HEALTH INITIATIVES	0	0.00	740	0.00	740	0.00	740	0.00
DOSS EDUCATIONAL IMPROVEMENT	3,518,799	0.00	2,564,753	0.00	2,564,753	0.00	2,564,753	0.00
YOUTH SERVICES PRODUCTS	0	0.00	5,000	0.00	5,000	0.00	5,000	0.00
TOTAL - EE	7,983,322	0.00	7,220,117	0.00	7,220,117	0.00	6,918,127	0.00
PROGRAM-SPECIFIC								
GENERAL REVENUE	299,703	0.00	474,246	0.00	474,246	0.00	474,246	0.00
DEPT OF SOC SERV FEDERAL & OTH	2,574,755	0.00	2,217,630	0.00	2,217,630	0.00	2,217,630	0.00
DYS CHILD BENEFITS FUND	25,422	0.00	200,000	0.00	200,000	0.00	200,000	0.00
HEALTH INITIATIVES	8,833	0.00	8,366	0.00	8,366	0.00	8,366	0.00
DOSS EDUCATIONAL IMPROVEMENT	578,909	0.00	1,287,549	0.00	1,287,549	0.00	1,287,549	0.00
TOTAL - PD	3,487,622	0.00	4,187,791	0.00	4,187,791	0.00	4,187,791	0.00
TOTAL	51,406,344	1,187.42	55,621,759	1,213.88	55,621,759	1,213.88	53,688,081	1,164.88
Pay Plan - 0000012								
PERSONAL SERVICES								
GENERAL REVENUE	0	0.00	0	0.00	0	0.00	262,305	0.00
DEPT OF SOC SERV FEDERAL & OTH	0	0.00	0	0.00	0	0.00	386,391	0.00
HEALTH INITIATIVES	0	0.00	0	0.00	0	0.00	4,013	0.00
DOSS EDUCATIONAL IMPROVEMENT	0	0.00	0	0.00	0	0.00	49,531	0.00
TOTAL - PS	0	0.00	0	0.00	0	0.00	702,240	0.00
TOTAL	0	0.00	0	0.00	0	0.00	702,240	0.00
GRAND TOTAL	\$51,406,344	1,187.42	\$55,621,759	1,213.88	\$55,621,759	1,213.88	\$54,390,321	1,164.88

1/17/18 10:29

im_disummary

DECISION ITEM DETAIL

Budget Unit	FY 2017	FY 2017	FY 2018	FY 2018	FY 2019	FY 2019	FY 2019	FY 2019
Decision Item	ACTUAL	ACTUAL	BUDGET	BUDGET	DEPT REQ	DEPT REQ	GOV REC	GOV REC
Budget Object Class	DOLLAR	FTE	DOLLAR	FTE	DOLLAR	FTE	DOLLAR	FTE
YOUTH TREATMENT PROGRAMS								
CORE								
OFFICE SUPPORT ASST (STENO)	60,786	2.33	79,019	3.08	79,019	3.08	79,019	3.08
SR OFC SUPPORT ASST (STENO)	160,133	5.56	181,923	6.00	181,923	6.00	181,923	6.00
OFFICE SUPPORT ASSISTANT	1,020,920	41.85	986,716	40.00	986,716	40.00	939,460	38.00
SR OFFICE SUPPORT ASSISTANT	509,550	18.94	487,296	19.00	487,296	19.00	487,296	19.00
PROCUREMENT OFCR I	38,159	1.00	38,303	1.00	38,303	1.00	38,303	1.00
ACCOUNT CLERK I	22,973	1.00	22,986	1.00	22,986	1.00	22,986	1.00
ACCOUNT CLERK II	52,636	2.01	52,678	2.00	52,678	2.00	52,678	2.00
ACCOUNTANT I	31,584	1.00	33,280	1.00	33,280	1.00	33,280	1.00
BUDGET ANAL III	47,829	1.00	47,866	1.00	47,866	1.00	47,866	1.00
PERSONNEL ANAL II	48,571	1.17	48,612	1.00	48,612	1.00	48,612	1.00
STAFF TRAINING & DEV COOR	52,074	1.00	52,117	1.00	52,117	1.00	52,117	1.00
TRAINING TECH I	26,826	0.74	0	0.00	0	0.00	0	0.00
TRAINING TECH II	429,389	9.91	472,245	11.00	472,245	11.00	472,245	11.00
EXECUTIVE I	290,652	9.23	305,311	9.25	305,311	9.25	305,311	9.25
MANAGEMENT ANALYSIS SPEC I	67,530	1.70	117,789	3.00	0	(0.00)	0	(0.00)
MANAGEMENT ANALYSIS SPEC II	31,813	0.73	0	0.00	123,789	3.00	123,789	3.00
PERSONNEL CLERK	29,519	1.00	30,087	1.00	30,087	1.00	30,087	1.00
COOK II	640,022	26.26	687,800	29.00	687,800	29.00	639,080	27.00
COOK III	428,187	14.91	432,456	15.00	432,456	15.00	432,456	15.00
ACADEMIC TEACHER I	156,482	5.14	151,799	5.00	151,799	5.00	151,799	5.00
ACADEMIC TEACHER II	150,976	4.33	105,694	3.00	105,694	3.00	105,694	3.00
ACADEMIC TEACHER III	1,566,329	40.97	1,718,522	45.00	1,718,522	45.00	1,565,306	41.00
EDUCATION SUPERVISOR	306,543	6.69	324,014	7.00	324,014	7.00	324,014	7.00
LIBRARIAN II	35,042	1.01	34,415	1.00	34,415	1.00	34,415	1.00
EDUCATION ASST II	58,757	2.24	61,997	3.00	61,997	3.00	61,997	3.00
SPECIAL EDUC TEACHER I	182,665	5.78	64,884	2.00	64,884	2.00	64,884	2.00
SPECIAL EDUC TEACHER II	73,832	2.03	73,943	2.00	73,943	2.00	73,943	2.00
SPECIAL EDUC TEACHER III	2,231,380	53.55	2,556,103	61.50	2,556,103	61.50	2,556,103	61.50
SCHOOL COUNSELOR I	25,241	0.76	34,421	1.00	34,421	1.00	34,421	1.00
SCHOOL COUNSELOR II	13,887	0.32	43,563	1.00	43,563	1.00	43,563	1.00
VOCATIONAL TEACHER II	72,435	2.01	35,670	1.00	35,670	1.00	35,670	1.00
VOCATIONAL TEACHER III	42,745	1.00	85,560	2.00	85,560	2.00	85,560	2.00

DECISION ITEM DETAIL

Budget Unit	FY 2017	FY 2017	FY 2018	FY 2018	FY 2019	FY 2019	FY 2019	FY 2019
Decision Item	ACTUAL	ACTUAL	BUDGET	BUDGET	DEPT REQ	DEPT REQ	GOV REC	GOV REC
Budget Object Class	DOLLAR	FTE	DOLLAR	FTE	DOLLAR	FTE	DOLLAR	FTE
YOUTH TREATMENT PROGRAMS								
CORE								
LPN II GEN	340,704	11.28	396,283	13.00	396,283	13.00	396,283	13.00
REGISTERED NURSE	226,396	5.06	311,156	9.79	311,156	9.79	311,156	9.79
REGISTERED NURSE SENIOR	268,227	5.02	266,685	5.00	266,685	5.00	266,685	5.00
PSYCHOLOGIST I	67,996	1.00	68,055	1.00	68,055	1.00	68,055	1.00
RECREATION OFCR II	38,273	1.00	38,298	1.00	38,298	1.00	38,298	1.00
OUTDOOR REHAB CNSLR I	316,170	8.59	332,050	9.00	332,050	9.00	332,050	9.00
OUTDOOR REHAB CNSLR II	18,842	0.41	46,061	1.00	46,061	1.00	46,061	1.00
YOUTH FACILITY MGR I	553,015	13.79	523,942	13.00	523,942	13.00	523,942	13.00
YOUTH FACILITY MGR II	836,904	20.33	909,667	22.00	909,667	22.00	868,483	21.00
YOUTH SPECIALIST I	3,301,490	113.48	2,672,398	74.99	2,250,067	74.99	2,250,067	74.99
YOUTH SPECIALIST II	16,212,820	505.33	19,618,586	529.98	17,354,667	529.98	16,116,603	492.98
YOUTH GROUP LEADER	2,395,669	68.72	2,768,267	76.01	5,448,517	76.01	5,345,269	73.01
REG FAMILY SPEC	554,415	14.36	723,818	18.01	723,818	18.01	723,818	18.01
SERV COOR YTH SRVCS	2,892,512	80.49	3,163,769	87.92	3,163,769	87.92	3,163,769	87.92
SERV COOR II YTH SRVCS	125,888	2.96	150,762	4.00	150,762	4.00	150,762	4.00
SERV COOR SPV YTH SRVCS	474,372	10.93	477,393	11.00	477,393	11.00	477,393	11.00
COMMUNITY SVS COORD-YOUTH SRVS	207,335	5.02	207,022	5.00	207,022	5.00	207,022	5.00
FISCAL & ADMINISTRATIVE MGR B1	207,106	4.12	202,269	4.00	202,269	4.00	202,269	4.00
SOCIAL SERVICES MGR, BAND 1	1,167,788	23.77	1,135,799	23.00	1,135,799	23.00	1,135,799	23.00
SOCIAL SERVICES MNGR, BAND 2	65,574	1.00	61,384	1.00	61,384	1.00	61,384	1.00
DESIGNATED PRINCIPAL ASST DIV	170,046	2.01	170,184	2.00	170,184	2.00	170,184	2.00
PROJECT CONSULTANT	28,863	0.44	0	0.00	0	0.00	0	0.00
MISCELLANEOUS TECHNICAL	21	0.00	0	0.00	0	0.00	0	0.00
TEACHER	8,014	0.24	0	0.00	0	0.00	0	0.00
SPECIAL ASST PROFESSIONAL	113,128	2.40	118,933	2.58	118,933	2.58	118,933	2.58
SPECIAL ASST OFFICE & CLERICAL	4,773	0.12	6,700	0.16	6,700	0.16	6,700	0.16
SOCIAL SERVICES AIDE	433,592	18.38	477,301	20.61	477,301	20.61	477,301	20.61
TOTAL - PS	39,935,400	1,187.42	44,213,851	1,213.88	44,213,851	1,213.88	42,582,163	1,164.88
TRAVEL, IN-STATE	248,670	0.00	228,719	0.00	228,719	0.00	228,719	0.00
TRAVEL, OUT-OF-STATE	1,056	0.00	1,745	0.00	745	0.00	745	0.00
SUPPLIES	4,351,909	0.00	3,896,233	0.00	3,897,233	0.00	3,658,600	0.00
PROFESSIONAL DEVELOPMENT	151,845	0.00	146,540	0.00	146,540	0.00	146,540	0.00

DECISION ITEM DETAIL

Budget Unit	FY 2017	FY 2017	FY 2018	FY 2018	FY 2019	FY 2019	FY 2019	FY 2019
Decision Item	ACTUAL	ACTUAL	BUDGET	BUDGET	DEPT REQ	DEPT REQ	GOV REC	GOV REC
Budget Object Class	DOLLAR	FTE	DOLLAR	FTE	DOLLAR	FTE	DOLLAR	FTE
YOUTH TREATMENT PROGRAMS								
CORE								
COMMUNICATION SERV & SUPP	553,083	0.00	549,691	0.00	549,691	0.00	549,691	0.00
PROFESSIONAL SERVICES	821,753	0.00	718,192	0.00	718,192	0.00	718,192	0.00
HOUSEKEEPING & JANITORIAL SERV	116,482	0.00	117,644	0.00	117,644	0.00	117,644	0.00
M&R SERVICES	376,512	0.00	395,260	0.00	395,260	0.00	395,260	0.00
COMPUTER EQUIPMENT	0	0.00	30,877	0.00	30,877	0.00	30,877	0.00
MOTORIZED EQUIPMENT	264,678	0.00	29,477	0.00	29,477	0.00	29,477	0.00
OFFICE EQUIPMENT	173,416	0.00	157,330	0.00	157,330	0.00	157,330	0.00
OTHER EQUIPMENT	366,448	0.00	400,168	0.00	400,168	0.00	400,168	0.00
PROPERTY & IMPROVEMENTS	55,906	0.00	34,338	0.00	34,338	0.00	34,338	0.00
BUILDING LEASE PAYMENTS	4,269	0.00	7,360	0.00	7,360	0.00	7,360	0.00
EQUIPMENT RENTALS & LEASES	15,205	0.00	20,715	0.00	20,715	0.00	20,715	0.00
MISCELLANEOUS EXPENSES	482,090	0.00	485,828	0.00	485,828	0.00	422,471	0.00
TOTAL - EE	7,983,322	0.00	7,220,117	0.00	7,220,117	0.00	6,918,127	0.00
PROGRAM DISTRIBUTIONS	3,127,160	0.00	3,798,505	0.00	3,798,505	0.00	3,798,505	0.00
DEBT SERVICE	335,040	0.00	389,286	0.00	389,286	0.00	389,286	0.00
REFUNDS	25,422	0.00	0	0.00	0	0.00	0	0.00
TOTAL - PD	3,487,622	0.00	4,187,791	0.00	4,187,791	0.00	4,187,791	0.00
GRAND TOTAL	\$51,406,344	1,187.42	\$55,621,759	1,213.88	\$55,621,759	1,213.88	\$53,688,081	1,164.88
GENERAL REVENUE	\$17,612,391	499.07	\$18,133,488	454.58	\$18,133,488	454.58	\$17,460,626	437.50
FEDERAL FUNDS	\$26,516,124	594.21	\$30,247,239	670.09	\$30,247,239	670.09	\$28,986,423	638.17
OTHER FUNDS	\$7,277,829	94.14	\$7,241,032	89.21	\$7,241,032	89.21	\$7,241,032	89.21

PROGRAM DESCRIPTION

Department: Social Services

HB Section(s): 11.305

Program Name: Youth Treatment Programs

Program is found in the following core budget(s): Youth Treatment Programs

1a. What strategic priority does this program address?

Productively involved youth and safer communities.

1b. What does this program do?

The Division of Youth Services (DYS) treatment core provides funding for all treatment related and educational services for the youth committed to DYS. Included within this appropriation, are the personal services and expense and equipment for the day-to-day operation of all residential facilities and day treatment programs. In addition, this appropriation also covers the cost of providing case management services to DYS youth, training for staff, as well as, programs that promote family engagement.

Youth Treatment Program components include case management, non-residential care and residential care. These program areas are discussed in more detail below.

Case Management

Case management is a planning and service delivery process administered by the Division's service coordinators to determine needs and risk of each youth committed to the Division. These staff facilitate and lead discussions associated with treatment and community safety; plan and coordinate treatment; work with the family and community to develop resources and supports; monitor progress on goals and objectives; and, coordinate the transition of youth back to the community and productive citizenship.

At the point of Juvenile and/or Family Court commitment to DYS, a service coordinator (case manager) is assigned to the youth and remains as primary worker with the youth and family through the individuals entire length of stay with the Division.

Service coordinators assess the youth's risk and service needs, develop the Comprehensive Individual Treatment Plan (CITP), and ensure the appropriate type and length of service is provided. Service coordinators also monitor and directly supervise each youth on their caseload. Case management helps ensure the Division's services and other available community services are provided based on a risk score and the youth's individual needs.

The case plan developed by service coordinators is the focal point of the case management process. The plan clearly states the goals, intermediate steps towards these goals, the resources to be used and the target dates for completion. Objectives and goals of a case plan are specific and stated in behavioral terms so it is clear whether or not they have been met. The stated objectives focus on what the youth will accomplish.

Service coordinators employed by the Division of Youth Services maintain a caseload of approximately 18 youth. The caseload contains a combination of youth in residential care, those placed at home or in an alternative living arrangement, and those who are in aftercare. Service coordinators maintain the personal and professional skills to work with youth at all levels of care in the Division's system. To ensure service coordinators are available to the youth and communities, they are located near the geographic areas served. The close proximity to the communities they serve helps in resource development, family engagement, civic involvement and community interaction, which benefit the Division's youth in their area.

PROGRAM DESCRIPTION

Department: Social Services

HB Section(s): 11.305

Program Name: Youth Treatment Programs

Program is found in the following core budget(s): Youth Treatment Programs

These employees are responsible for ensuring timely release planning occurs, sufficient supervision is provided while a youth is in aftercare, and youth are participating productively in school, work or both. Service coordinators are the primary link between DYS, the juvenile, family and family courts; and, are responsible for ensuring the provisions of the court orders are met.

Non-Residential Care

Day Treatment/Resource Centers

Day treatment/Resource Centers provide an alternative for low-risk youth so they may remain in the community and avoid placement in residential programs. This includes youth who have successfully completed residential placement and are being reintegrated into their family and community. These programs may also provide treatment, educational and recreational services to parents, families and the community.

This programming increases the Division's ability to provide "eyes-on" supervision to youth living in the community and provide structured learning activities. These services ensure the proper level of supervision and intervention for youth while maintaining public safety.

The target groups for these programs include both youth committed to DYS and other court involved youth. Non-DYS custody youth must be referred by local juvenile courts or other youth-serving agencies in the community. Day treatment programming helps to divert non-DYS custody youth from commitment to the Division.

Programming includes structured alternative educational programming which is comprised of traditional academic courses with treatment interventions to build social and emotional competence, career planning and job seeking skills. Training toward the High School Equivalency Testing (HiSET) is also offered for some students. Other

Youth who are first placed in day treatment/resource center programs can function in the community environment with the strong level of structure and support provided. Typically the youth are status offenders or have committed misdemeanor offenses and require ongoing structure.

Youth who have successfully completed residential treatment programs and are returning home may be unable to attend their public school and require alternative education and services offered at these programs. They may have committed more serious offenses and require increased structure and supervision while in aftercare.

Youth attending educational services typically have a combination of academic and career education classes six hours each weekday. After school many of the youth are assigned to an array of services that may include: community service projects, housekeeping duties within the center, family counseling, extra tutoring, or individual and/or group counseling activities. Youth may also attend "workshops" designed to teach skills in conflict resolution, decision making, job seeking skills, etc. In the evening, day treatment youth return home or to an alternative living situation after spending 8-12 hours in education and treatment activities. Youth may also engage in job-seeking and obtain work while participating in the program. Centers offering enhanced family and community activities typically occur after school hours and the classes, services and events may be open to families and others in the community. Weekend programming may also be offered.

In addition, services are also open to parents, families and community members. Family and community engagement can include activities such as community service, art, cooking, recreational, physical education activities and family nights.

PROGRAM DESCRIPTION

Department: Social Services

HB Section(s): 11.305

Program Name: Youth Treatment Programs

Program is found in the following core budget(s): Youth Treatment Programs

Intensive Case Supervision

Intensive Case Supervision provides "community mentors" to keep in close contact with juvenile offenders. Community mentors are commonly college students who are studying in the area of social work or related fields, as well as individuals who have retired from the juvenile justice professions, such as juvenile court officers, and have become community mentors. The community mentors call or visit throughout the day and evening to monitor the youth's behavior and activities and to provide support and counseling if needed. Background checks are completed on all applicants and training is mandatory prior to assignment to youth. Efforts are made to compliment personalities and interests of the youth with those of the community mentor.

Community mentors serve as role models and ensure youth are abiding by the program conditions, such as attending school and being home by curfew. In addition, community mentors may provide tutoring and help with job search activities.

Participating in Intensive Supervision often prevents youth from having problems at school or home. Intensive Supervision provides a diversionary service to keep the youth in the community rather than placing them in residential care. Community mentors are also assigned to youth who are returning to the community following a residential stay. These youth receive the intensive supervision and multiple contacts needed to transition successfully into the community.

Alternative Living

Foster Care is provided for younger youth who are under 16 and need a family living experience. The Division evaluates each foster parent to ensure the foster home will meet the needs of the youth. The foster parent assumes responsibility for the youth's physical care and well being and agrees to make every effort to create a family living setting and provide parenting to the youth.

Independent living arrangements are made for youth 16 or older, in which a youth resides with a responsible adult who serves as a consistent, positive role model and provides the youth with room, board, tutoring and social skills development. A primary goal of this care is to provide youth with the skills necessary to live independently. These people are trained in basic communication and familiarized with the juvenile justice system. They also provide the youth with educational and/or vocational assistance and community reintegration support. Often a youth placed in this living arrangement is moving toward an independent living situation.

Alternative living arrangements are made for youth 16 or older, who do not have a family to live with and for whom independent living is appropriate. The Division may provide a short-term subsidy to youth who are living on their own to get them started in an independent living situation when deemed appropriate. This allows the youth to get established in their jobs before they are on their own.

Family Treatment and Engagement

Family specialists are employed to provide services to the families of the youth served. DYS uses a systems approach to family treatment. The family specialist works with the family as a system, rather than with individual members of the family. Individual, group and family treatment services also provide a stable, structured environment in which individual attention is provided to each youth. Family treatment services within the Division have been implemented as an adjunct treatment component to serve youth committed to the Division.

The family specialists assess family organization in terms of structural components of hierarchy, boundaries and roles. The goal is to enhance the level of functioning through restructuring. Often the family interactions are either too loose/chaotic (neglectful) or too tight/rigid (abusive). Family therapy efforts focus on shifting these interactions to a more balance position.

PROGRAM DESCRIPTION

Department: Social Services

HB Section(s): 11.305

Program Name: Youth Treatment Programs

Program is found in the following core budget(s): Youth Treatment Programs

In addition to working with the Division's youth and their families, the family specialist unit accepts, on a limited basis, referrals from juvenile courts, child welfare agencies, mental health agencies, schools and other sources.

Family specialists also provide training, consultation and assistance to other DYS and community programs regarding family involvement, family strengthening interventions and re-integration of the youth into their family.

Most of the young people participating in the family treatment program have been committed to the agency and are involved in other Division programs, either residential or community based, which include multiple other family engagement activities.

Work Experience Program

The Work Experience Program began in the mid-1990s as a core DYS service. DYS youth need to develop a good employment record which will benefit them in the job market as they enter adulthood. The goal of this program is to provide DYS students opportunities to develop job readiness skills, gain actual work experience, and/or prepare to successfully pass the HiSET examination.

This program serves a minimum of 300 youth with an average length of time in the programs of six months. Additional youth can be served if one work slot totaling 20 hours a week is shared by multiple clients.

Division of Youth Services' staff are responsible for selecting youth to participate in the Work Experience Program in a DYS facility, local business or work in a community not-for-profit organization. Such organizations have included senior citizen centers, museums, libraries, parks, schools, sanitation departments, humane societies, Salvation Army thrift stores, Head Start and police departments. This program also develops private sector job opportunities which may provide a career opportunity for DYS youth. The funds are used to pay the salaries of DYS youth placed in a work slot. Youth earn minimum wage and work a maximum of 20 hours per week.

Aftercare

Almost all residential and community based youth are placed on aftercare status when they leave an intensive treatment program. Release to aftercare is made when a youth has successfully completed certain treatment plan goals, or received maximum benefit from the program placement, and would benefit from, or require, continued services from the Division. This occurs only when the youth has been deemed appropriate for community placement and has the stability and support of their family or suitable alternative placement.

Service coordinators provide supervision and ensure services are provided to help the youth successfully return to life in the community. The primary goal of the service coordinator is to provide support which aids the youth in functioning in the community. This can include referral, supervisory and counseling services. Services to youth may include: community service and restorative justice, counseling for both the student and their parents/guardian, intensive case supervision, job placement assistance, assistance in educational enrollment, mentoring services, alternative living arrangements, etc.

Youth are expected to be productively engaged in a program of continuing education, work or a combination of the two. They are encouraged to become involved in the community. DYS aftercare provides resources to assist youth with successful and sustainable transitions from residential treatment to the community. These services work to further ensure law abiding behavior and productive involvement in their home communities.

PROGRAM DESCRIPTION

Department: Social Services

HB Section(s): 11.305

Program Name: Youth Treatment Programs

Program is found in the following core budget(s): Youth Treatment Programs

Youth who successfully complete an aftercare program are discharged from the legal custody of the Division of Youth Services. Youth who do not meet the terms and conditions of the aftercare placement may be taken immediately into custody and placed in an appropriate residential or detention facility until a determination of future care and treatment is made by the Division of Youth Services.

Blended Learning Educational Services

DYS youth are required to participate in education or career preparation activities as a condition of release and community placement. Public school is not always a viable option. Approximately half of the youth committed to DYS are from communities where non-residential day treatment educational services are not available. DYS meets the educational needs of such youth through a blended learning curriculum.

The DYS virtual school program allows students to participate in competency based coursework to receive high school credits. HiSET preparation and WorkKeys Career Readiness certification coursework is also available. WorkKeys is a job skill assessment system that helps employers select, hire, train, develop and retain an effective workforce.

Residential Care

Residential care is provided for youth who by past behavior or offense have demonstrated an inability to function satisfactorily in a community setting and providing safety and security to the community while meeting individual treatment needs of committed youth. The Division operates three levels of residential programs: Secure Care, Moderate Care and Group Homes.

Regionally based residential centers serve youth and their families as close to their home communities as possible and enhance the Division's ability to encourage parental participation in the treatment process. The Division is able to provide support and guidance to the youth's family to enhance the relationship between the parent and youth. Residential centers are staffed to provide 24-hour security, treatment and care to youth 365 days per year.

Each residential program includes extensive counseling, life-skills training and an in-house education program approved and accredited by the Missouri Department of Elementary and Secondary Education.

The Division assures the special education needs of disabled youth are met through the provisions of the Division's Compliance Plan for Special Education as required by Individuals with Disabilities Education Act, Part B. An Individual Education Plan (IEP), including both youth goals and staff strategies, is developed for each special needs youth. Parents are encouraged to participate in the development of these plans.

The Division also ensures residential centers are in compliance with the Prison Rape Elimination Act (PREA) of 2008. Congress enacted PREA to address the problem of sexual harassment and abuse of persons in the custody of correctional agencies.

Dual Jurisdiction

Dual Jurisdiction is a blended sentencing alternative in which the court may dually commit a certified youth offender to both the Division of Youth Services and the Department of Corrections. It allows the court to simultaneously invoke both a juvenile and adult sentence (the execution of which is suspended). The Division of Youth Services provides a secure environment for the dual jurisdiction youth while implementing a fully integrated treatment approach.

Following is a description of the various types and levels of residential care:

PROGRAM DESCRIPTION

Department: Social Services

HB Section(s): 11.305

Program Name: Youth Treatment Programs

Program is found in the following core budget(s): Youth Treatment Programs

Reception and Detention

DYS contracts with juvenile courts who operate county government funded secure detention centers, to provide reception and detention services. These services are necessary while DYS staff obtain diagnostic information for youth considered to be high risk to the community or themselves. Through this service, youth remain in a secure detention facility until placement occurs in a DYS program.

An individual youth in the Division of Youth Services can receive reception and detention services for up to 20 days. DYS strives to complete diagnostic and placement activities within 10 or fewer days in an effort to promptly begin meeting the treatment needs of the youth. Reception and detention services provide a secure placement for the serious, chronic, and sometimes violent offenders committed to DYS during diagnostic activities, protecting the community from further harm.

Secure Care

The Division operates five highly structured secure programs in fenced facilities. These facilities include Northwest Regional Youth Center, Riverbend Treatment Center, Hillsboro Treatment Center, Hogan Street Regional Youth Center and Montgomery City Youth Center.

Secure care residents tend to be more serious and sophisticated offenders with longer offense histories, which may include crimes against people. As a group, these offenders tend to be older and may include those who have been unsuccessful in moderate care programs. These youth require a higher degree of structure and supervision.

All the secure programs use a group treatment modality, with individual and family work to supplement the group process. Each young person works within their own Individual Treatment Plan to gain basic, practical knowledge and skills which will help them cope effectively after release from the program. The content of the educational program is broadly classified as remedial, special and career education. Emphasis is placed on the acquisition of information (knowledge) and skills to meet basic and practical needs of the student.

Moderate Care Facilities

The Division operates nineteen programs which provide a moderate care environment. The programs include three park camps located within state parks and operated in conjunction with the Department of Natural Resources: Watkins Mill, Camp Avery and Babler Lodge. The youth in these programs may spend a portion of their time working on projects to improve and maintain the parks. The remaining programs are Delmina Woods, Community Learning Center, Bissell Hall, Fort Bellefontaine, Spanish Lake, Twin Rivers, Lewis and Clark, Discovery Hall, W.E. Sears Youth Center, Sierra-Osage Treatment Center, Waverly Regional Youth Center, Rich Hill Youth Development Center, Gentry Residential Treatment Center, Mt. Vernon Treatment Center, Fulton Treatment Center and New Madrid Bend Youth Treatment Center.

The target group for these programs are youth who cannot function well in community environments and, therefore, require a more structured setting. Typically these youth have participated repeatedly in property offenses. They are not considered to be dangerous offenders, but instead are immature and require continuous structure. In some cases these youth have not succeeded in group home placements.

Youth are divided into treatment groups of ten to twelve with staffing patterns to provide 24-hour supervision. A DESE approved on-site school program is staffed by full-time Division teachers providing basic education, HiSET programming and various remedial/special education activities. Several programs utilize outdoor education as a component of treatment services.

PROGRAM DESCRIPTION

Department: Social Services

HB Section(s): 11.305

Program Name: Youth Treatment Programs

Program is found in the following core budget(s): Youth Treatment Programs

Some juvenile offenders are placed in a short-term treatment program which combines traditional residential services with life skills. Some time-specific residential-based programs have been implemented within the moderately structured residential facilities. These programs are curriculum based and have a structured aftercare program including intensive family therapy. Weekly curriculum modules include a variety of subject matter and seek to enhance the youth's self-esteem, maturity, knowledge and coping strategies.

Group Homes

Group homes are the least restrictive of the residential programs operated by the Division. The group home setting is typically in a residential setting with a capacity for ten to twelve youth. The programs included in this classification are: Cornerstone, Rosa Parks, Langsford House, Datema House, Wilson Creek, and Girardot Center. Staff provide 24-hour supervision in a homelike setting.

The target group for these programs are youth who are able to function in a community setting but require a more structured "home" environment. Typically, the youth are status offenders or have committed misdemeanor offenses. They are not considered to be dangerous offenders, but are in need of continuous structure and supervision. The youth receive alternative education services as well as residential services. In some cases, these are youth who have successfully completed a moderate or secure care residential program and are being reintegrated into their home community.

Youth are on a daily schedule with time allowed for both interaction in the community, jobs and community projects, and treatment services within the facility. While in the group homes, the youth are responsible for general housekeeping, serving meals, and laundry. Youth are expected to participate in group, individual, and family therapy sessions. Group homes also provide an on-site accredited school program staffed by full-time Division teachers.

Contractual Residential Services

The Division utilizes contracts with private residential care providers within the state to provide residential care to DYS youth. Youth served through contractual care are those youth who require specialized services (e.g., mental health services), youth who could benefit from a specialized contractual care setting, or when a DYS bed space may not be available. DYS accesses residential services through existing Children's Division contracts.

The Juvenile Crime Bill passed in 1995 removed the minimum age of commitment to the Division. In order to best serve younger youth, the Division contracts for residential services whenever possible. Using private residential care allows younger youth to remain as close to their homes as possible, thereby allowing families to actively participate in the treatment process.

2. What is the authorization for this program, i.e., federal or state statute, etc.? (Include the federal program number, if applicable.)
--

State Statute: 219.001-219.096, RSMo

PROGRAM DESCRIPTION

Department: Social Services

HB Section(s): 11.305

Program Name: Youth Treatment Programs

Program is found in the following core budget(s): Youth Treatment Programs

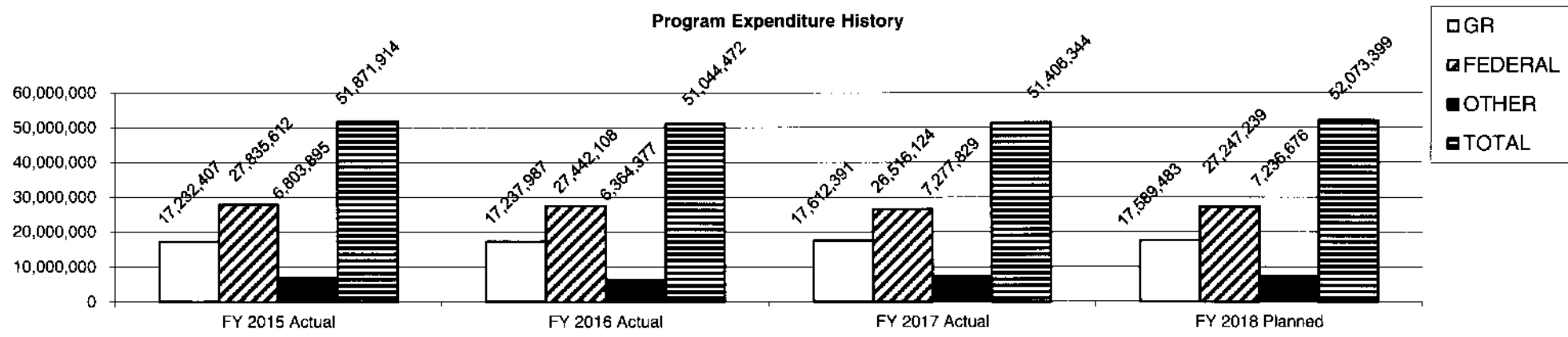
3. Are there federal matching requirements? If yes, please explain.

Certain program components in non-secure care facilities, day treatment, and aftercare earn Title XIX (Medicaid) at FMAP rate. Other program expenditures are used as state Maintenance of Effort (MOE) to earn the Social Services Block Grant (SSBG) and Temporary Assistance for Needy Families block grant (TANF). States must maintain a certain level of state funding participation in allowable block grant spending categories to earn the entire SSBG and TANF allocations. In addition, some expenditures are allocated across the department based on FTE counts and charged to corresponding grants.

4. Is this a federally mandated program? If yes, please explain.

No.

5. Provide actual expenditures for the prior three fiscal years and planned expenditures for the current fiscal year.



FY 2018 planned expenditures are net of reserves and reverted.

6. What are the sources of the "Other " funds?

Health Initiatives Fund (0275)

DOSS Educational Improvement Fund (0620)

Youth Services Product Fund (0764)

PROGRAM DESCRIPTION

Department: Social Services

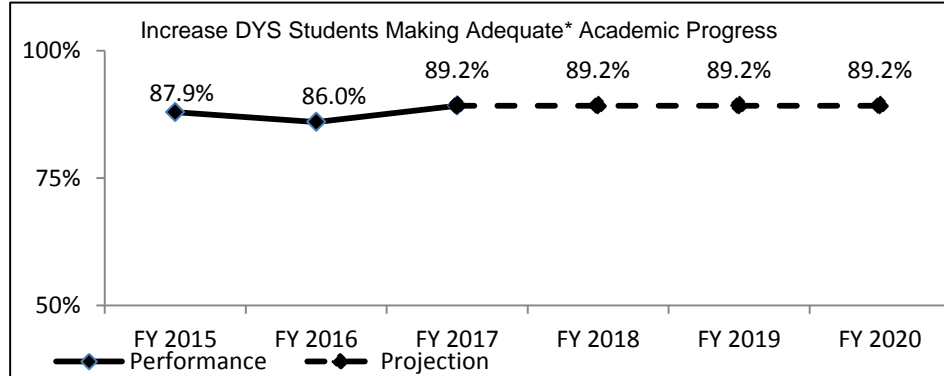
HB Section(s): 11.305

Program Name: Youth Treatment Programs

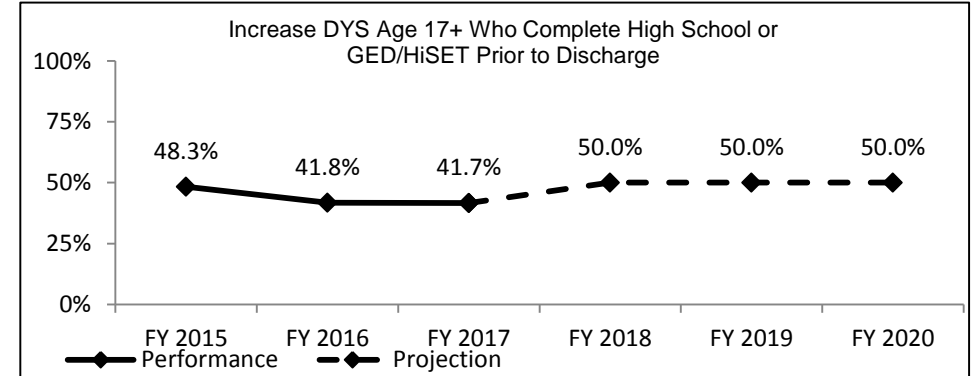
Program is found in the following core budget(s): Youth Treatment Programs

7a. Provide an effectiveness measure.

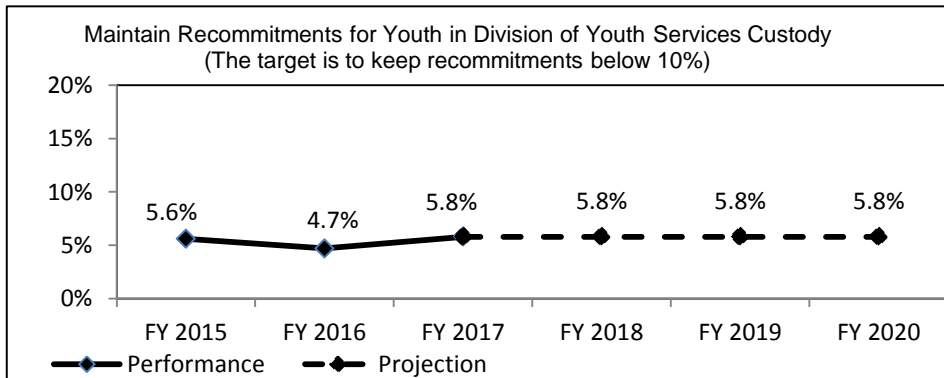
Currently, there is a lack of congruent measures within the juvenile justice system.



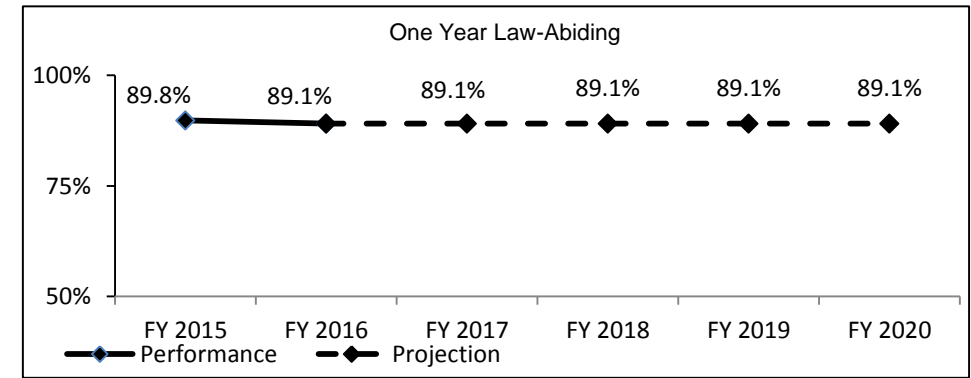
*Adequate = one month gain in academic achievement per one month in education program



7b. Provide an efficiency measure.



The 10% target is an internal target that DYS will be taking a look at revising based on past and current data.



Note: FY 2017 actuals will be available October 2018.

PROGRAM DESCRIPTION

Department: Social Services

HB Section(s): 11.305

Program Name: Youth Treatment Programs

Program is found in the following core budget(s): Youth Treatment Programs

7c. Provide the number of clients/individuals served, if applicable.

Total Commitments (including recommitments)

FY	Projected	Actual
2015	802	713
2016	713	681
2017	681	621
2018	621	
2019	621	
2020	621	

Youth Receiving Case Management

FY	Projected	Actual
2015	2,160	2,022
2016	2,022	1,855
2017	1,855	1,775
2018	1,775	
2019	1,775	
2020	1,775	

Youth Served in Residential Programs

FY	Projected	Actual
2015	1,794	1,575
2016	1,575	1,526
2017	1,526	1,437
2018	1,437	
2019	1,437	
2020	1,437	

Youth Served in Day Treatment Programs

FY	Projected	Actual
2015	486	478
2016	478	426
2017	426	400
2018	400	
2019	400	
2020	400	

7d. Provide a customer satisfaction measure, if available.

N/A

CORE DECISION ITEM

Department: Social Services
Division: Youth Services
Core: Juvenile Court Diversion

Budget Unit: 90443C

HB Section: 11.310

1. CORE FINANCIAL SUMMARY

FY 2019 Budget Request						FY 2019 Governor's Recommendation					
	GR	Federal	Other	Total	E		GR	Fed	Other	Total	E
PS						PS					
EE						EE					
PSD	3,479,486		500,000	3,979,486		PSD	3,479,486		500,000	3,979,486	
TRF						TRF					
Total	3,479,486		500,000	3,979,486		Total	3,479,486		500,000	3,979,486	
FTE				0.00		FTE				0.00	

Est. Fringe	0	0	0	0
Note: Fringes budgeted in House Bill 5 except for certain fringes budgeted directly to MoDOT, Highway Patrol, and Conservation.				

Est. Fringe	0	0	0	0
Note: Fringes budgeted in House Bill 5 except for certain fringes budgeted directly to MoDOT, Highway Patrol, and Conservation.				

Other Funds: Gaming Commission Funds (0286) - \$500,000

Other Funds: Gaming Commission Funds (0286) - \$500,000

2. CORE DESCRIPTION

This appropriation funds contracts with juvenile courts for local programs which divert juveniles from commitment to the Division of Youth Services (DYS).

The Juvenile Court Diversion (JCD) program improves the ability of local courts to provide early intervention services to first time offenders to stop their delinquent behaviors and diverts at-risk youth from commitment to DHS. JCD is an investment by state government in local juvenile court officials to improve local programming for juvenile offenders and keep communities safe.

3. PROGRAM LISTING (list programs included in this core funding)

Juvenile Court Diversion

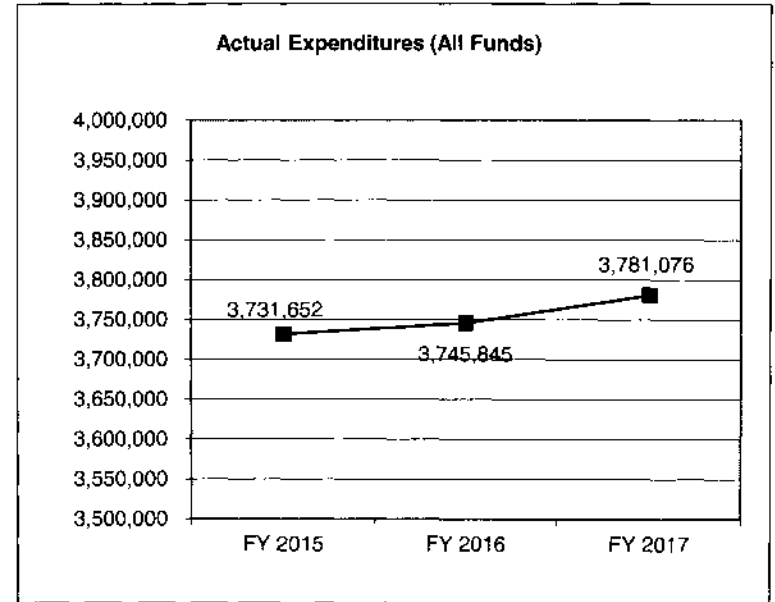
CORE DECISION ITEM

Department: Social Services
Division: Youth Services
Core: Juvenile Court Diversion

Budget Unit: 90443C
HB Section: 11.310

4. FINANCIAL HISTORY

	FY 2015 Actual	FY 2016 Actual	FY 2017 Actual	FY 2018 Current Yr.
Appropriation (All Funds)	4,079,486	4,079,486	4,079,486	3,979,486
Less Reverted (All Funds)	(107,385)	(107,385)	(107,385)	(104,385)
Less Restricted (All Funds)			(180,000)	0
Budget Authority (All Funds)	3,972,101	3,972,101	3,792,101	3,875,101
Actual Expenditures (All Funds)	3,731,652	3,745,845	3,781,076	N/A
Unexpended (All Funds)	240,449	226,256	11,025	N/A
Unexpended, by Fund:				
General Revenue	194,722	155,091	0	N/A
Federal	0	0	0	N/A
Other	45,727	71,165	11,025	N/A
			(1)	(2)



Reverted includes statutory reserve amounts (when applicable).

Restricted includes Governor's expenditure restrictions which remained at the end of the fiscal year.

NOTES:

(1) FY17 Governor restricted \$180,000 GR due to anticipated lapse.

(2) FY18 GR cut of \$100,000 due to anticipated lapse.

CORE RECONCILIATION DETAIL

**DEPARTMENT OF SOCIAL SERVICES
JUVENILE COURT DIVERSION**

5. CORE RECONCILIATION DETAIL

	Budget Class	FTE	GR	Federal	Other	Total	Explanation
TAFP AFTER VETOES							
	PD	0.00	3,479,486	0	500,000	3,979,486	
	Total	0.00	3,479,486	0	500,000	3,979,486	
DEPARTMENT CORE REQUEST							
	PD	0.00	3,479,486	0	500,000	3,979,486	
	Total	0.00	3,479,486	0	500,000	3,979,486	
GOVERNOR'S RECOMMENDED CORE							
	PD	0.00	3,479,486	0	500,000	3,979,486	
	Total	0.00	3,479,486	0	500,000	3,979,486	

DECISION ITEM SUMMARY

Budget Unit								
Decision Item	FY 2017	FY 2017	FY 2018	FY 2018	FY 2019	FY 2019	FY 2019	FY 2019
Budget Object Summary	ACTUAL	ACTUAL	BUDGET	BUDGET	DEPT REQ	DEPT REQ	GOV REC	GOV REC
Fund	DOLLAR	FTE	DOLLAR	FTE	DOLLAR	FTE	DOLLAR	FTE
JUVENILE COURT DIVERSION								
CORE								
PROGRAM-SPECIFIC								
GENERAL REVENUE	3,292,101	0.00	3,479,486	0.00	3,479,486	0.00	3,479,486	0.00
GAMING COMMISSION FUND	488,975	0.00	500,000	0.00	500,000	0.00	500,000	0.00
TOTAL - PD	3,781,076	0.00	3,979,486	0.00	3,979,486	0.00	3,979,486	0.00
TOTAL	3,781,076	0.00	3,979,486	0.00	3,979,486	0.00	3,979,486	0.00
GRAND TOTAL	\$3,781,076	0.00	\$3,979,486	0.00	\$3,979,486	0.00	\$3,979,486	0.00

1/17/18 10:29

im_disummary

DECISION ITEM DETAIL

Budget Unit	FY 2017	FY 2017	FY 2018	FY 2018	FY 2019	FY 2019	FY 2019	FY 2019
Decision Item	ACTUAL	ACTUAL	BUDGET	BUDGET	DEPT REQ	DEPT REQ	GOV REC	GOV REC
Budget Object Class	DOLLAR	FTE	DOLLAR	FTE	DOLLAR	FTE	DOLLAR	FTE
JUVENILE COURT DIVERSION								
CORE								
PROGRAM DISTRIBUTIONS	3,781,076	0.00	3,979,486	0.00	3,979,486	0.00	3,979,486	0.00
TOTAL - PD	3,781,076	0.00	3,979,486	0.00	3,979,486	0.00	3,979,486	0.00
GRAND TOTAL	\$3,781,076	0.00	\$3,979,486	0.00	\$3,979,486	0.00	\$3,979,486	0.00
GENERAL REVENUE	\$3,292,101	0.00	\$3,479,486	0.00	\$3,479,486	0.00	\$3,479,486	0.00
FEDERAL FUNDS	\$0	0.00	\$0	0.00	\$0	0.00	\$0	0.00
OTHER FUNDS	\$488,975	0.00	\$500,000	0.00	\$500,000	0.00	\$500,000	0.00

PROGRAM DESCRIPTION

Department: Social Services

HB Section(s): 11.310

Program Name: Juvenile Court Diversion

Program is found in the following core budget(s): Juvenile Court Diversion

1a. What strategic priority does this program address?

Divert youth from commitment to DYS.

1b. What does this program do?

The Juvenile Court Diversion Program (JCD) is designed to encourage development of services to youth and families at the local level while diverting youth from commitment to the Division of Youth Services (DYS). The initial thrust in the early 1980's was directed at the rural areas of the state where limited financial resources impeded the development of programs for youth. Currently, urban circuits have been involved in the program in order to maintain commitments to DYS at a manageable level.

JCD operates as a grant-in-aid program with an announcement sent to Juvenile Courts, encouraging them to submit a project proposal. The Division's administrative staff rank project requests based on guideline compliance, need feasibility, previous experience of the project and other factors known to the Division. Typical projects developed by the courts include: intensive probation, community restitution, community group counseling, individual and family counseling, purchase of group and foster care, alternative educational services, family preservation services and day treatment programming. JCD provides local juvenile courts with the resources to work with their communities to create specific services or solutions for problems unique to their communities. Funded JCD projects may include the hiring of additional court staff or contracting with a local provider for defined services.

DYS staff monitor the overall operation of each diversion project through annual visits by DYS regional administration to the participating courts. Discussions are held with the Chief Juvenile Officer or staff member hired through the JCD grant to ensure the project is operational. The spending level of the grant funds and the number of youth served are reviewed. This annual meeting allows for open discussion to resolve any programming issues and to address strengths and weaknesses of the project.

Since 1980, JCD funds have been a solid resource for Juvenile Courts seeking local solutions for local juvenile crime (problems). JCD projects are intended to divert less serious offenders from DYS and allow courts to work with youth and families at a decreased cost to the taxpayer. JCD makes sense, as it promotes the development of local solutions for local problems, permits a great deal of local authority and control and is cost effective in diverting at-risk youth from a more expensive commitment to DYS custody.

2. What is the authorization for this program, i.e., federal or state statute, etc.? (Include the federal program number, if applicable.)

State Statute: 219.041, RSMo

3. Are there federal matching requirements? If yes, please explain.

No

PROGRAM DESCRIPTION

Department: Social Services

HB Section(s): 11.310

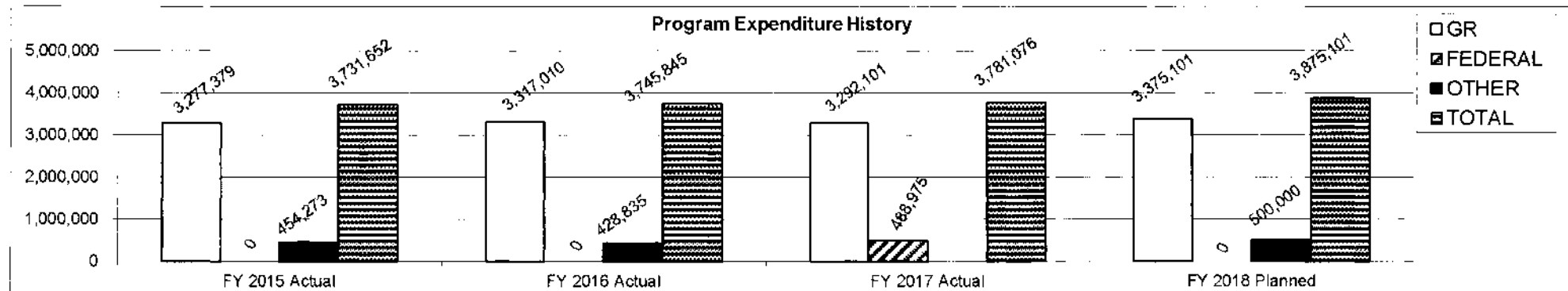
Program Name: Juvenile Court Diversion

Program is found in the following core budget(s): Juvenile Court Diversion

4. Is this a federally mandated program? If yes, please explain.

No

5. Provide actual expenditures for the prior three fiscal years and planned expenditures for the current fiscal year.



FY 2018 planned expenditures are net of reserves.

6. What are the sources of the "Other" funds?

Gaming Commission Fund (0286)

PROGRAM DESCRIPTION

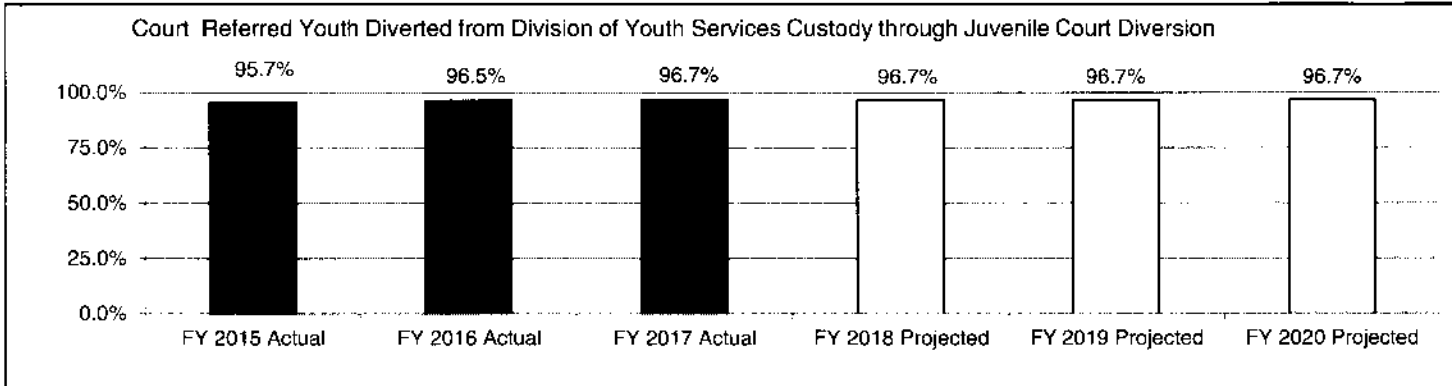
Department: Social Services

HB Section(s): 11.310

Program Name: Juvenile Court Diversion

Program is found in the following core budget(s): Juvenile Court Diversion

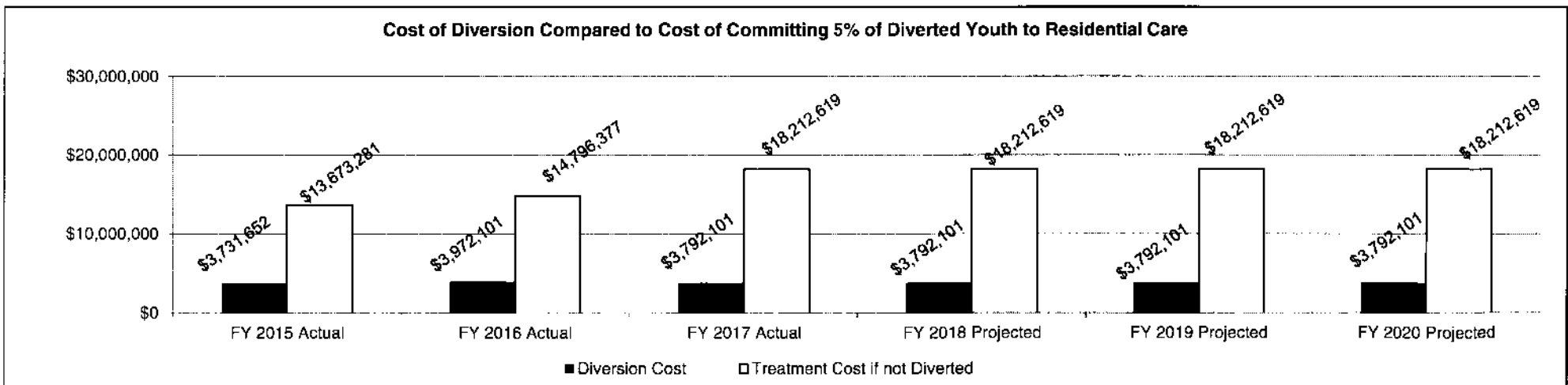
7a. Provide an effectiveness measure.



Circuits Participating in JCD		
FY	Projected	Actual
2015	39	39
2016	39	39
2017	39	39
2018	40	
2019	40	
2020	40	

JCD participants reported by the Juvenile Court as "diverted" includes law violators assigned informal supervision, formal supervision, or out-of-home placement.

7b. Provide an efficiency measure.



Over a three year span DYS has spent approximately \$12 million avoiding costs of roughly \$47 million, netting a savings of \$35 million for the state.

PROGRAM DESCRIPTION

Department: Social Services

HB Section(s): 11.310

Program Name: Juvenile Court Diversion

Program is found in the following core budget(s): Juvenile Court Diversion

7c. Provide the number of clients/individuals served, if applicable.

Court Referred Youth Diverted

FY	Projected	Actual
2015	6,969	6,646
2016	6,768	7,669
2017	8,842	8,842
2018	8,842	
2019	8,842	
2020	8,842	

7d. Provide a customer satisfaction measure, if available.

N/A