



Missouri Department of Higher Education

*Building Missouri's future...
by degrees®*

Fiscal Year 2019 Budget Request

Including Governor's Recommendations

Coordinating Board for Higher Education

Doug Kennedy - Chair

Mike Thomson - Vice Chair

Samuel Murphey – Secretary

Carl Bolm

Joe Cornelison

Bobby Robertson

Shawn Saale

Zora Mulligan

Commissioner of Higher Education



January 22, 2018

To the Missouri General Assembly:

The Missouri Coordinating Board for Higher Education and the Department of Higher Education appreciate your support for postsecondary education and look forward to working with you as you develop your budget recommendations for FY 2019.

Higher education is essential to Missouri's economic growth and increases opportunities for citizens of all regions of our state. The budget contains requests that are critical to the short- and long-term needs of our higher education institutions.

This year's recommendations mark a significant step forward from years past. The CBHE recommends setting aside part of institutions' core budgets to be reallocated based on an updated performance funding model. The updated model is intended to reward institutions for successful performance, incentivize institutions that are close to reaching their performance funding goals to improve performance, and provide support for institutions that have consistently struggled to meet performance funding targets.

In addition, our budget includes public colleges' and universities' top priorities for capital funding projects.

We appreciate your consideration of these requests and ongoing support of higher education.

Sincerely,

Zora Mulligan
Commissioner of Higher Education

**DEPARTMENT OF HIGHER EDUCATION
 APPROPRIATIONS REQUEST
 FISCAL YEAR 2019**

I. Summary Information	Page
Department Overview	1
Map of Missouri Colleges and Universities	3
State Auditor’s Reports and Oversight Evaluations	4
Programs Subject to Missouri Sunset Act	5
Executive Budget Summary.....	6
Department Wide Requests	
Increase - FY 19 Pay Plan	7
II. Coordination Administration and Programs	
Core – Coordination Administration.....	15
Flexibility Request	19
Program Description	22
Program Description – Out-of-State Approval Program.....	27
Increase – Quality Improvement Rev Fund Transfer	30
Core – Grants/Scholarship Administration	37
Flexibility Request	41
Program Description	43
Core – Proprietary Schools Administration.....	46
Program Description	52
Core – Proprietary School Bond.....	56
Program Description.....	61

Core – Midwestern Higher Education Compact	63
Program Description.....	68
Core - Improving Teacher Quality Grant	72
Program Description	77
Core – State-wide Student Web Portal.....	81
Program Description	86
Core - New Federal Grants and Donations	88
Program Description	93
Core - Other Grants and Donations	95
Program Description – Multi-State Collaborative to Advance Learning Outcomes Assessment	101
Program Description – Multi-State Collaborative on Military Credit.....	103
Increase – Other Grants and Donations.....	105
Core – Legal Expense Fund Transfer	112

III. Financial Assistance and Outreach Programs

Missouri Student Financial Assistance Programs 2014-2015 Payment Table.....	118
Core - Academic Scholarship Program (Bright Flight) Transfer.....	129
Increase – Academic Scholarship Program (Bright Flight) Transfer.....	134
Fund Switch – Academic Scholarship Program (Bright Flight) Transfer	139
Core – Academic Scholarship Program (Bright Flight).....	144
Program Description.....	149
Increase – Academic Scholarship Program (Bright Flight).....	153

Core - Access Missouri Financial Assistance Program Transfer.....	160
Increase – Access Missouri Financial Assistance Program Transfer	165
Fund Switch – Access Missouri Financial Assistance Program Transfer	170
Core - Access Missouri Financial Assistance Program.....	175
Program Description.....	180
Increase – Access Missouri Financial Assistance Program	184
Core - A+ Schools Fund Transfer	191
Increase – A+ School Fund Transfer.....	196
Core - A+ Schools Program	201
Program Description	206
Increase – A+ Schools Program	210
Core - Marguerite Ross Barnett Scholarship Transfer	217
Core - Advanced Placement Incentive Grant	222
Program Description	227
Core - Public Service Officer Survivor Grant Program	230
Program Description	235
Core - Marguerite Ross Barnett Scholarship	238
Program Description.....	244
Core - Wartime Veterans Survivor Grant Program.....	247
Program Description.....	253
Increase.....	256
Core - Kids' Chance	262
Program Description.....	267
Core - Minority and Under-represented Environmental Literacy Program.....	270
Program Description.....	275

Core - Advantage Missouri Program.....	278
--	-----

IV. Missouri Student Loan Administration

Core – Loan Program Administration	284
Flexibility Request.....	288
Program Description	291
Core – Federal Loan Compliance	297
Program Description	302
Core – Collection Payments Transfer.....	306
Program Description	312
Core - Federal Student Loan Reserve	317
Program Description	322
Core – Tax Refund Offset.....	326
Core – Transfer to Federal Student Loan Reserve Fund.....	331
Program Description	336

V. Higher Education Initiatives

Core – College Prep Program.....	339
Program Description	344
Core - UMKC/MSU Doctorate in Pharmacy Program	346
Program Description.....	351
Core – Missouri University of Science and Technology Project Lead the Way	354
Program Description.....	359

Core – Harris-Stowe State University Graduate and STEM Education Programs	362
Program Description.....	367
Core – MU Medical School Partnerships	370
Program Description.....	375
Core – University of Missouri-Kansas City School of Dentistry Satellite at Missouri Southern State University.....	378
Program Description.....	383
Core – Missouri University of Science and Technology and Missouri State University Engineering Expansion.....	386
Program Description.....	391

VI. Community Colleges Operating Budgets

Core – Community College Appropriations.....	394
Program Description.....	404
Maintenance and Repair Program Description.....	407
Core – Tax Refund Offset.....	409
Increase – Tax Refund Offset.....	414

VII. Technical College Operating Budget

Core - State Technical College of Missouri	420
Program Description.....	425

VIII. Four-year Institutions Operating Budgets

Core – Four-year Institutions	429
Program Description – University of Central Missouri.....	435

Program Description – Southeast Missouri State University	441
Program Description – Missouri State University	447
Increase – Missouri State University Tax Refund Offset	450
Program Description – Lincoln University.....	458
Program Description – Lincoln University Land Grant Match	464
Program Description – Truman State University.....	470
Program Description – Northwest Missouri State University	476
Program Description – Missouri Southern State University.....	482
Program Description – Missouri Western State University.....	488
Program Description – Harris Stowe State University.....	494
Program Description – University of Missouri	500

UM Related Programs

Core - University of Missouri – Kansas City Neighborhood Initiative.....	503
Program Description	508
Core - University of Missouri Press.....	512
Core - University of Missouri – St. Louis International Collaboration	517
Program Description.....	522
Core – Missouri Telehealth Network.....	525
Program Description.....	530
Program Description – Extension for Community Healthcare Outcomes.....	535
Core – Spinal Cord Injury	541
Program Description.....	546
Core - Missouri Kidney Program.....	548
Program Description.....	553
Core - State Historical Society	559
Program Description.....	564

Core – State Seminary	568
Program Description.....	577

IX. Capital Improvements

Capital Improvements Top Priorities	582
---	-----



ORGANIZATIONAL INFORMATION: DEPARTMENT DUTIES

The CBHE (CBHE) and its administrative arm, the Missouri Department of Higher Education (MDHE), have a varied portfolio of duties. The following provides a high-level summary of those duties.

Planning is one of the MDHE's core functions. The department is responsible for developing and overseeing implementation of a coordinated plan for higher education for the state and its subregions (§ 173.020(4)), identifying the state's higher education and workforce needs (§ 173.020(2)), and delineating each institution's areas of competence (§ 173.005.2(9)). The department reviews each public college's and university's mission periodically and has authority to approve applications from institutions seeking to establish a statewide mission (§ 173.030(8)). The department collects data to use in its decision-making processes and makes those data available in the Statistical Summary of Missouri Higher Education published on the MDHE website.

Academic program approval and review are closely linked to the department's planning function. The department reviews new degree program proposals offered by public colleges and universities (§ 173.005.2(1)) and has authority to make recommendations to institutions' governing boards regarding the development, consolidation, or elimination of programs, degree offerings, and facilities (§ 173.030(2)).

The department is also tasked with fostering **institutional relationships** that serve the state's higher education needs. Specific responsibilities in this area include encouraging the development of cooperative agreements for the offering of graduate degrees, as well as developing arrangements for more effective and economical specialization among institutions, and for more effective coordination and mutual

support among institutions in the use of facilities, faculty, and other resources (§ 173.020(3)).

The department coordinates public colleges' and universities' core operating and capital projects **budget requests** by establishing guidelines for public universities' requests (§ 173.005.2(3)), approving a community college funding model (§ 163.191.1), and submitting a unified budget request for community colleges (§ 163.191.1). Requests for operating appropriations are made based on the performance funding model the department adopted in 2012 (§ 173.1006.1).

The department also develops budget requests for and oversees the state's **student financial aid** programs, the largest of which are Access Missouri (§ 173.1103.1); the Higher Education Academic Scholarship Program, commonly referred to as "Bright Flight" (§ 173.250.3); and the A+ Scholarship Program (assigned to the department by Executive Order 10-16).

Also in the affordability category, the department administers the Higher Education Student Funding Act, commonly referred to as SB 389, which provides that a public university that increases tuition and some fees more than the rate of inflation will be subject to a fine of 5% of the institution's state appropriation (§ 173.1003.5). The law also includes a provision that allow institutions ask the commissioner of higher education for a waiver of all or part of the fine (§ 173.1003.5).

Proprietary school certification is another of the department's important responsibilities. The department licenses and oversees *for-profit* proprietary schools

like the University of Phoenix and some *not-for-profit* proprietary schools like Victory Trade School, a religiously affiliated institution in Springfield with a mission of preparing homeless individuals for work in the culinary arts (§§ 173.604.1 & 173.616.1).

Finally, the department offers resources that help students **plan for and complete** postsecondary programs. The MDHE's Journey to College programs support high school students as they apply for college admission and financial aid, and celebrate students' choices about attending college and participating in military service.

The department has a long history of working with colleges and universities to develop guidelines that promote **transfer** between institutions; a statewide library of core courses that transfer from one institution to another; and a policy fostering "reverse transfer," which allows a student who transfers from a community college before earning enough credits to receive an associate degree to be awarded an associate degree when he or she earns the remaining needed credits at the university to which they have transferred (§ 173.005.2(8)).

Senate Bill 997, a higher education omnibus bill that became law on August 28, 2016, gives the department significant additional responsibilities, many of which strengthen the department's role in promoting transfer. The department is tasked with working with an advisory committee – the majority of which must be faculty members – to develop a core curriculum that is guaranteed to transfer to another institution and a common course numbering equivalency matrix (§ 178.780.2(10)). These provisions essentially make mandatory practices that have been voluntary in the past. The new law also requires the department to evaluate and maintain data on each institution's transfer practices (§ 178.788.1) and to resolve disputes about transfer (§ 178.788.2).

Senate Bill 997 requires the department to develop programs designed to promote **on-time completion**, including "15 to Finish" (§ 173.2510) and guided pathways (§ 173.2515); to establish a pilot program for "concurrent enrollment," which allows community college students to enroll in a public university, take select university classes, and use the university's facilities (§ 173.2520); and to create a website that provides information about academic programs available at each institution, financial aid, and transfer of course credit (§ 173.035).

In addition, the new law establishes a dual credit scholarship for high school students who meet certain academic standards and demonstrate financial need. The MDHE has determined that it will cost approximately \$4.5 million to launch the scholarship program.

The department has served as the **state-designated student loan guaranty agency** in the Federal Family Education Loan Program (FFELP) since 1979, making it possible for generations of students, regardless of personal resources, to receive loans because of protection against defaults.

As a FFELP guaranty agency, the MDHE receives servicing fees from the U.S. Department of Education and retains a portion of defaulted student loan collections. These revenues are used to fund loan administration functions and other financial aid-related activities. In addition, the MDHE purchases defaulted student loans from lending institutions and is reimbursed for loan purchases by USDE (20 U.S.C. §1072a).

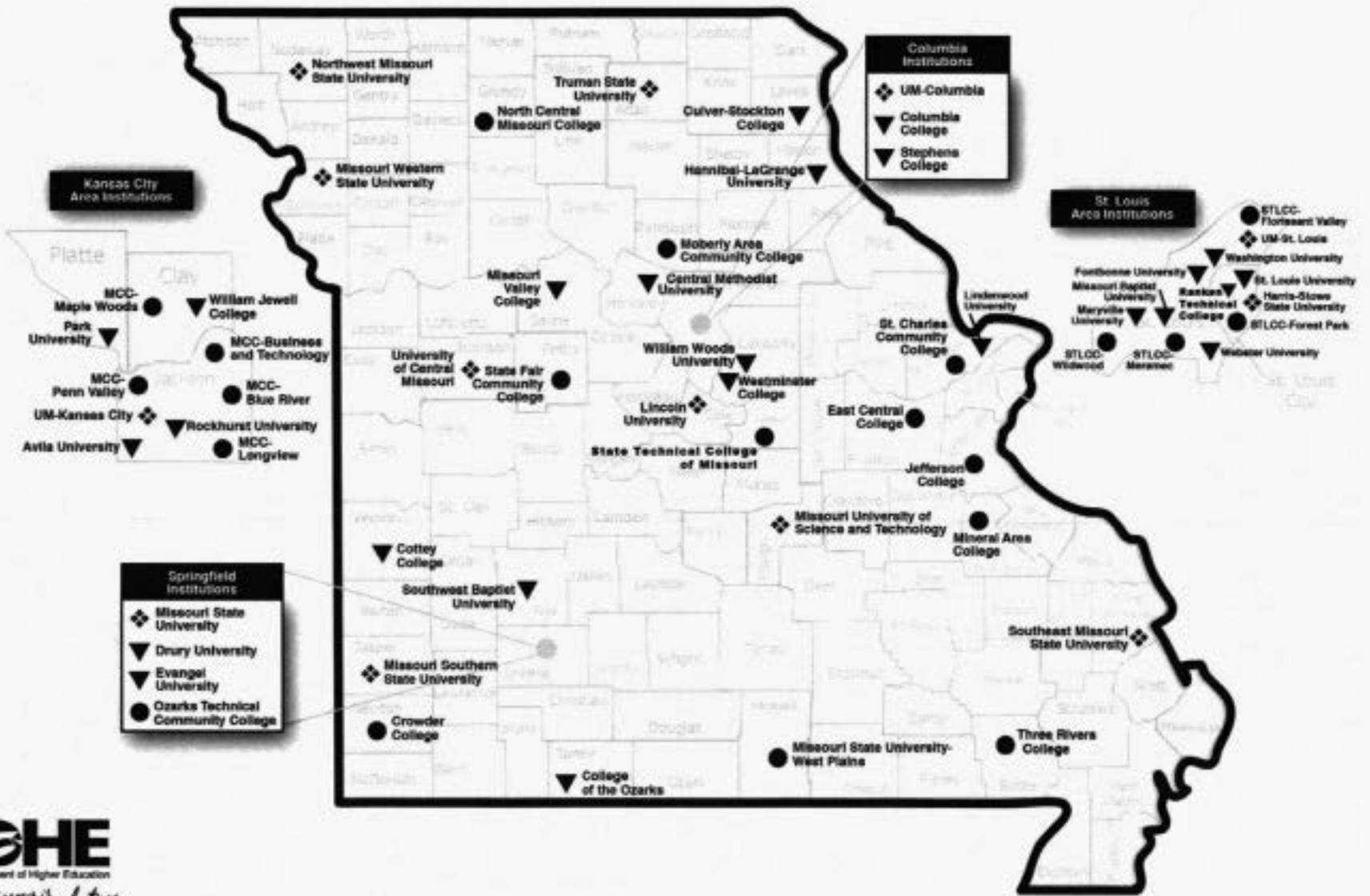
As Missouri's guaranty agency, the MDHE helps students and families pay for a college education by:

- Providing information on postsecondary opportunities and financial aid directly to students and families (20 U.S.C. § 1072b);
- Creating financial literacy materials and programs for students, families, and schools to help them better manage finances (§ 165.275); and
- Helping borrowers resolve problems repaying their loans and restore their credit if they default (20 U.S.C. § 1072b)

Missouri Public and Independent Colleges and Universities*

* Missouri also has a number of technical, professional, theological, and proprietary postsecondary institutions.

- ❖ Public Four-Year
- Public Two-Year
- ▼ Independent Four-Year



State Auditor's Reports and Oversight Evaluations

Program or Division Name	Type of Report	Date Issued	Website Link
State of Missouri Single Audit Year Ended June 30, 2016	Audit (2017-018)	03-2017	https://app.auditor.mo.gov/AuditReports/AudRpt2.aspx?id=35
University of Missouri System Administration	Audit (2017-012)	03-2017	https://app.auditor.mo.gov/AuditReports/AudRpt2.aspx?id=13
Department of Higher Education Performance Funding	Audit (2017-001)	01-2017	https://app.auditor.mo.gov/AuditReports/AudRpt2.aspx?id=13
Public Higher Education Funding and Affordability	Audit (2016-071)	08-2016	https://app.auditor.mo.gov/AuditReports/AudRpt2.aspx?id=13
Higher Education	Audit (2016-053)	08-2016	https://app.auditor.mo.gov/AuditReports/AudRpt2.aspx?id=13
State of Missouri Single Audit Year Ended June 30, 2015	Audit (2016-016)	03-2016	https://app.auditor.mo.gov/AuditReports/AudRpt2.aspx?id=35
State of Missouri Single Audit Year Ended June 30, 2014	Audit (2015-014)	03-2015	https://app.auditor.mo.gov/AuditReports/AudRpt2.aspx?id=35
Jefferson College	Audit (2015-002)	01-2015	https://app.auditor.mo.gov/AuditReports/AudRpt2.aspx?id=13
Higher Education St. Charles Community College	Audit (2014-024)	04-2014	https://app.auditor.mo.gov/AuditReports/AudRpt2.aspx?id=13
State of Missouri/Single Audit/Year Ended June 30, 2013	Audit (2014-017)	03-2014	https://app.auditor.mo.gov/AuditReports/AudRpt2.aspx?id=35

Missouri Sunset Act Report

Provide the following information on all programs subject to the Missouri Sunset Act.

Program	Enacting Statutes	Sunset Date	Review Status
Missouri Teaching Fellows Program	§§ 168.700-702	8/28/2013	A sunset review was conducted by Legislative Oversight in the Summer of 2012. The Legislative Oversight Division has presented their report to the Joint Committee on Legislative Research.
War Veterans' Survivors Grant	§ 173.234	8/28/2020	The program was reauthorized through 2020 during the 98th General Assembly, Regular Session, via SB 997 and SB 968.
Survivor of Vietnam Veterans Scholarship Program	§ 173.236.11. (See note 1)	12/31/2015	No public hearing or formal review has been conducted
University of Missouri Engineering Colleges	§ 172.287.4. (See note 2)	6/30/2017	No public hearing or formal review has been conducted
Notes:			
1. This statute does not have traditional Sunset Act language, but provides "This section shall expire on December 31, 2015."			
2. This statute does not have the traditional Sunset Act language, but provides "The provisions of this section shall terminate on June 30, 2017".			

FINANCIAL SUMMARY

	FY 2017 ACTUAL DOLLAR	FY 2018 BUDGET DOLLAR	FY 2019 DEPT REQ DOLLAR	FY 2019 GOV REC DOLLAR
HIGHER EDUCATION COORDINATION	771,876	1,357,350	1,357,349	1,366,518
PROPRIETARY SCHOOL REGULATION	206,785	708,171	708,171	711,344
MIDWEST HIGHER EDUCATION COMMISSION	115,000	115,000	115,000	115,000
FEDERAL EDUCATION PROGRAMS	1,141,724	2,347,164	2,337,164	3,249,457
FINANCIAL AID	222,744,594	259,081,447	265,641,447	265,674,374
HIGHER EDUCATION INITIATIVES	49,228,617	10,750,000	10,750,000	0
COMMUNITY COLLEGES	135,797,119	147,391,746	147,391,746	132,470,093
TECHNICAL COLLEGES	5,252,055	5,677,566	5,677,566	5,102,780
FOUR-YEAR COLLEGES & UNIVERSITIES	695,881,099	754,885,629	754,885,629	678,468,409
UNIVERSITY OF MISSOURI - RELATED PROGRAMS	7,827,844	12,348,495	11,848,495	11,373,495
DEPARTMENT TOTAL	\$1,118,966,713	\$1,194,662,568	\$1,200,712,567	\$1,098,531,470
GENERAL REVENUE	878,137,450	909,008,113	925,068,112	810,437,047
DEPT HIGHER EDUCATION	1,117,890	2,248,806	2,248,806	2,249,457
MO STUDENT GRANT PROGRAM GIFT	0	50,000	50,000	50,000
LOTTERY PROCEEDS	124,098,769	127,809,700	127,809,700	127,809,700
DHE OUT-OF-STATE PROGRM FUND	32,120	55,483	55,483	56,068
SPINAL CORD INJURY	1,500,000	2,000,000	1,500,000	1,500,000
STATE SEMINARY MONEYS	44,857	275,000	275,000	275,000
HEALTHY FAMILIES TRUST	437,640	437,640	437,640	437,640
BOARD OF NURSING	1,789,841	0	0	0
PROP SCHOOL CERT FUND	206,785	308,171	308,171	311,344
PROPRIETARY SCHOOL BOND FUND	0	400,000	400,000	400,000
ADVANTAGE MISSOURI TRUST	30,000	50,000	50,000	50,000
STATE SEMINARY	0	3,000,000	3,000,000	3,000,000
GUARANTY AGENCY OPERATING	11,535,722	24,821,297	15,321,297	24,855,214
FEDERAL STUDENT LOAN RESERVE	98,398,805	120,000,000	120,000,000	120,000,000
INSTITUTION GIFT TRUST	1,623,834	4,098,358	4,088,358	7,000,000
AP INCENTIVE GRANT	13,000	100,000	100,000	100,000

NEW DECISION ITEM

RANK: 2 OF _____

Department _____	Budget Unit _____
Division _____	
DI Name <u>FY19 Pay Plan</u>	DI# <u>0000012</u>
	HB Section _____

1. AMOUNT OF REQUEST

	FY 2019 Budget Request				E
	GR	Federal	Other	Total	
PS	0	0	0	0	0
EE	0	0	0	0	0
PSD	0	0	0	0	0
TRF	0	0	0	0	0
Total	0	0	0	0	0
FTE	0.00	0.00	0.00	0.00	

	FY 2019 Governor's Recommendation				E
	GR	Federal	Other	Total	
PS	7,594	651	37,675	45,920	
EE	0	0	0	0	0
PSD	0	0	0	0	0
TRF	0	0	0	0	0
Total	7,594	651	37,675	45,920	
FTE	0.00	0.00	0.00	0.00	

Est. Fringe	0	0	0	0
--------------------	---	---	---	---

Note: Fringes budgeted in House Bill 5 except for certain fringes budgeted directly to MoDOT, Highway Patrol, and Conservation.

Est. Fringe	2,313	198	11,476	13,987
--------------------	-------	-----	--------	--------

Note: Fringes budgeted in House Bill 5 except for certain fringes budgeted directly to MoDOT, Highway Patrol, and Conservation.

Other Funds:

Other Funds:

2. THIS REQUEST CAN BE CATEGORIZED AS:

<input type="checkbox"/> New Legislation	<input type="checkbox"/> New Program	<input type="checkbox"/> Fund Switch
<input type="checkbox"/> Federal Mandate	<input type="checkbox"/> Program Expansion	<input type="checkbox"/> Cost to Continue
<input type="checkbox"/> GR Pick-Up	<input type="checkbox"/> Space Request	<input type="checkbox"/> Equipment Replacement
<input checked="" type="checkbox"/> Pay Plan	<input type="checkbox"/> Other: _____	

3. WHY IS THIS FUNDING NEEDED? PROVIDE AN EXPLANATION FOR ITEMS CHECKED IN #2. INCLUDE THE FEDERAL OR STATE STATUTORY OR CONSTITUTIONAL AUTHORIZATION FOR THIS PROGRAM.

The Governor's Fiscal Year 2019 budget includes appropriation authority for a \$650 pay raise for state employees making \$50,000 or less.

NEW DECISION ITEM
RANK: 2 OF _____

Department _____	Budget Unit _____
Division _____	
DI Name FY19 Pay Plan	DI# 0000012
	HB Section _____

4. DESCRIBE THE DETAILED ASSUMPTIONS USED TO DERIVE THE SPECIFIC REQUESTED AMOUNT. (How did you determine that the requested number of FTE were appropriate? From what source or standard did you derive the requested levels of funding? Were alternatives such as outsourcing or automation considered? If based on new legislation, does request tie to TAFP fiscal note? If not, explain why. Detail which portions of the request are one-times and how those amounts were calculated.)

The appropriated amount for the Fiscal Year 19 pay plan was based on the core personal service appropriations for those making \$50,000 or less.

5. BREAK DOWN THE REQUEST BY BUDGET OBJECT CLASS, JOB CLASS, AND FUND SOURCE. IDENTIFY ONE-TIME COSTS.

	Dept Req GR DOLLARS	Dept Req GR FTE	Dept Req FED DOLLARS	Dept Req FED FTE	Dept Req OTHER DOLLARS	Dept Req OTHER FTE	Dept Req TOTAL DOLLARS	Dept Req TOTAL FTE	Dept Req One-Time DOLLARS	E
Total PS	0	0.0	0	0.0	0	0.0	0	0.0	0	
Grand Total	0	0.0	0	0.0	0	0.0	0	0.0	0	

	Gov Rec GR DOLLARS	Gov Rec GR FTE	Gov Rec FED DOLLARS	Gov Rec FED FTE	Gov Rec OTHER DOLLARS	Gov Rec OTHER FTE	Gov Rec TOTAL DOLLARS	Gov Rec TOTAL FTE	Gov Rec One-Time DOLLARS	E
100-Salaries and Wages Total PS	0	0.0	0	0.0	0	0.0	0	0.0	0	
Grand Total	0	0.0	0	0.0	0	0.0	0	0.0	0	

DECISION ITEM DETAIL

Budget Unit	FY 2017	FY 2017	FY 2018	FY 2018	FY 2019	FY 2019	FY 2019	FY 2019
Decision Item	ACTUAL	ACTUAL	BUDGET	BUDGET	DEPT REQ	DEPT REQ	GOV REC	GOV REC
Budget Object Class	DOLLAR	FTE	DOLLAR	FTE	DOLLAR	FTE	DOLLAR	FTE
COORDINATION ADMINISTRATION								
Pay Plan - 0000012								
PUBLIC INFORMATION SPECIAL II	0	0.00	0	0.00	0	0.00	943	0.00
SR OFC SUPPORT ASST (KEYBOARD)	0	0.00	0	0.00	0	0.00	572	0.00
ACCOUNTING SPECIALIST II	0	0.00	0	0.00	0	0.00	741	0.00
BUDGET ANALYST III	0	0.00	0	0.00	0	0.00	748	0.00
RESEARCH ASSOCIATE II	0	0.00	0	0.00	0	0.00	488	0.00
RESEARCH ASSOCIATE III	0	0.00	0	0.00	0	0.00	819	0.00
EXECUTIVE I	0	0.00	0	0.00	0	0.00	390	0.00
RESEARCH ASSOCIATE I	0	0.00	0	0.00	0	0.00	1,398	0.00
ADMINISTRATIVE ASSISTANT	0	0.00	0	0.00	0	0.00	293	0.00
SENIOR ASSOCIATE	0	0.00	0	0.00	0	0.00	390	0.00
STUDENT ASSISTANCE ASSOCIATE	0	0.00	0	0.00	0	0.00	26	0.00
PROGRAM SPECIALIST	0	0.00	0	0.00	0	0.00	325	0.00
DESIGNATED PRINC ASSISTANT-DEP	0	0.00	0	0.00	0	0.00	1,515	0.00
MISCELLANEOUS PROFESSIONAL	0	0.00	0	0.00	0	0.00	163	0.00
EXECUTIVE ASSISTANT	0	0.00	0	0.00	0	0.00	358	0.00
TOTAL - PS	0	0.00	0	0.00	0	0.00	9,169	0.00
GRAND TOTAL	\$0	0.00	\$0	0.00	\$0	0.00	\$9,169	0.00
GENERAL REVENUE	\$0	0.00	\$0	0.00	\$0	0.00	\$5,741	0.00
FEDERAL FUNDS	\$0	0.00	\$0	0.00	\$0	0.00	\$0	0.00
OTHER FUNDS	\$0	0.00	\$0	0.00	\$0	0.00	\$3,428	0.00

DECISION ITEM DETAIL

Budget Unit	FY 2017	FY 2017	FY 2018	FY 2018	FY 2019	FY 2019	FY 2019	FY 2019
Decision Item	ACTUAL	ACTUAL	BUDGET	BUDGET	DEPT REQ	DEPT REQ	GOV REC	GOV REC
Budget Object Class	DOLLAR	FTE	DOLLAR	FTE	DOLLAR	FTE	DOLLAR	FTE
GRANT & SCHOLARSHIP ADMIN								
Pay Plan - 0000012								
STUDENT ASSISTANCE ASSOCIATE	0	0.00	0	0.00	0	0.00	540	0.00
PROGRAM SPECIALIST	0	0.00	0	0.00	0	0.00	1,300	0.00
DESIGNATED PRINC ASSISTANT-DEP	0	0.00	0	0.00	0	0.00	13	0.00
TOTAL - PS	0	0.00	0	0.00	0	0.00	1,853	0.00
GRAND TOTAL	\$0	0.00	\$0	0.00	\$0	0.00	\$1,853	0.00
GENERAL REVENUE	\$0	0.00	\$0	0.00	\$0	0.00	\$1,853	0.00
FEDERAL FUNDS	\$0	0.00	\$0	0.00	\$0	0.00	\$0	0.00
OTHER FUNDS	\$0	0.00	\$0	0.00	\$0	0.00	\$0	0.00

DECISION ITEM DETAIL

Budget Unit	FY 2017	FY 2017	FY 2018	FY 2018	FY 2019	FY 2019	FY 2019	FY 2019
Decision Item	ACTUAL	ACTUAL	BUDGET	BUDGET	DEPT REQ	DEPT REQ	GOV REC	GOV REC
Budget Object Class	DOLLAR	FTE	DOLLAR	FTE	DOLLAR	FTE	DOLLAR	FTE
PROPRIETARY SCHOOL ADMIN								
Pay Plan - 0000012								
PUBLIC INFORMATION SPECIAL II	0	0.00	0	0.00	0	0.00	52	0.00
SR OFC SUPPORT ASST (KEYBOARD)	0	0.00	0	0.00	0	0.00	26	0.00
ACCOUNTING SPECIALIST II	0	0.00	0	0.00	0	0.00	26	0.00
BUDGET ANALYST III	0	0.00	0	0.00	0	0.00	26	0.00
RESEARCH ASSOCIATE II	0	0.00	0	0.00	0	0.00	650	0.00
EXECUTIVE I	0	0.00	0	0.00	0	0.00	26	0.00
RESEARCH ASSOCIATE I	0	0.00	0	0.00	0	0.00	585	0.00
ADMINISTRATIVE ASSISTANT	0	0.00	0	0.00	0	0.00	455	0.00
SENIOR ASSOCIATE	0	0.00	0	0.00	0	0.00	650	0.00
DESIGNATED PRINC ASSISTANT-DEP	0	0.00	0	0.00	0	0.00	332	0.00
MISCELLANEOUS PROFESSIONAL	0	0.00	0	0.00	0	0.00	319	0.00
EXECUTIVE ASSISTANT	0	0.00	0	0.00	0	0.00	26	0.00
TOTAL - PS	0	0.00	0	0.00	0	0.00	3,173	0.00
GRAND TOTAL	\$0	0.00	\$0	0.00	\$0	0.00	\$3,173	0.00
GENERAL REVENUE	\$0	0.00	\$0	0.00	\$0	0.00	\$0	0.00
FEDERAL FUNDS	\$0	0.00	\$0	0.00	\$0	0.00	\$0	0.00
OTHER FUNDS	\$0	0.00	\$0	0.00	\$0	0.00	\$3,173	0.00

DECISION ITEM DETAIL

Budget Unit	FY 2017	FY 2017	FY 2018	FY 2018	FY 2019	FY 2019	FY 2019	FY 2019
Decision Item	ACTUAL	ACTUAL	BUDGET	BUDGET	DEPT REQ	DEPT REQ	GOV REC	GOV REC
Budget Object Class	DOLLAR	FTE	DOLLAR	FTE	DOLLAR	FTE	DOLLAR	FTE
IMPROVING TEACHER QUALITY GRT								
Pay Plan - 0000012								
SENIOR ASSOCIATE	0	0.00	0	0.00	0	0.00	488	0.00
PROGRAM SPECIALIST	0	0.00	0	0.00	0	0.00	163	0.00
TOTAL - PS	0	0.00	0	0.00	0	0.00	651	0.00
GRAND TOTAL	\$0	0.00	\$0	0.00	\$0	0.00	\$651	0.00
GENERAL REVENUE	\$0	0.00	\$0	0.00	\$0	0.00	\$0	0.00
FEDERAL FUNDS	\$0	0.00	\$0	0.00	\$0	0.00	\$651	0.00
OTHER FUNDS	\$0	0.00	\$0	0.00	\$0	0.00	\$0	0.00

DECISION ITEM DETAIL

Budget Unit	FY 2017	FY 2017	FY 2018	FY 2018	FY 2019	FY 2019	FY 2019	FY 2019
Decision Item	ACTUAL	ACTUAL	BUDGET	BUDGET	DEPT REQ	DEPT REQ	GOV REC	GOV REC
Budget Object Class	DOLLAR	FTE	DOLLAR	FTE	DOLLAR	FTE	DOLLAR	FTE
LOAN PROGRAM ADMINISTRATION								
Pay Plan - 0000012								
OFFICE SUPPORT ASSISTANT	0	0.00	0	0.00	0	0.00	1,950	0.00
PUBLIC INFORMATION SPECIAL II	0	0.00	0	0.00	0	0.00	780	0.00
SR OFC SUPPORT ASST (KEYBOARD)	0	0.00	0	0.00	0	0.00	390	0.00
ACCOUNT CLERK II	0	0.00	0	0.00	0	0.00	650	0.00
ACCOUNTING SPECIALIST I	0	0.00	0	0.00	0	0.00	650	0.00
ACCOUNTING SPECIALIST II	0	0.00	0	0.00	0	0.00	390	0.00
COORDINATOR I	0	0.00	0	0.00	0	0.00	1,950	0.00
COORDINATOR II	0	0.00	0	0.00	0	0.00	650	0.00
BUDGET ANALYST III	0	0.00	0	0.00	0	0.00	390	0.00
RESEARCH ASSOCIATE II	0	0.00	0	0.00	0	0.00	423	0.00
RESEARCH ASSOCIATE III	0	0.00	0	0.00	0	0.00	618	0.00
RESEARCH ASSOCIATE IV	0	0.00	0	0.00	0	0.00	650	0.00
PUBLIC INFORMATION COORDINATOR	0	0.00	0	0.00	0	0.00	1,300	0.00
EXECUTIVE I	0	0.00	0	0.00	0	0.00	234	0.00
COMPLIANCE REVIEWER I	0	0.00	0	0.00	0	0.00	2,600	0.00
CLIENT SERVICES REPRESENTA I	0	0.00	0	0.00	0	0.00	4,011	0.00
CLIENT SERVICES REPRESENTA II	0	0.00	0	0.00	0	0.00	650	0.00
RESEARCH ASSOCIATE I	0	0.00	0	0.00	0	0.00	488	0.00
ADMINISTRATIVE ASSISTANT	0	0.00	0	0.00	0	0.00	650	0.00
COMPLIANCE REVIEWER II	0	0.00	0	0.00	0	0.00	650	0.00
SENIOR ASSOCIATE	0	0.00	0	0.00	0	0.00	3,348	0.00
STUDENT ASSISTANCE ASSOCIATE	0	0.00	0	0.00	0	0.00	1,300	0.00
PROGRAM SPECIALIST	0	0.00	0	0.00	0	0.00	5,298	0.00
DESIGNATED PRINC ASSISTANT-DEP	0	0.00	0	0.00	0	0.00	377	0.00
EXECUTIVE ASSISTANT	0	0.00	0	0.00	0	0.00	358	0.00
UCP PENDING CLASSIFICATION	0	0.00	0	0.00	0	0.00	319	0.00
TOTAL - PS	0	0.00	0	0.00	0	0.00	31,074	0.00
GRAND TOTAL	\$0	0.00	\$0	0.00	\$0	0.00	\$31,074	0.00
GENERAL REVENUE	\$0	0.00	\$0	0.00	\$0	0.00	\$0	0.00
FEDERAL FUNDS	\$0	0.00	\$0	0.00	\$0	0.00	\$0	0.00
OTHER FUNDS	\$0	0.00	\$0	0.00	\$0	0.00	\$31,074	0.00

THIS PAGE INTENTIONALLY LEFT BLANK

Department of Higher Education	Budget Unit	<u>55520C</u>
Division of Coordination Administration		
Core - Coordination Administration	HB Section	<u>3.005</u>

1. CORE FINANCIAL SUMMARY

	FY 2019 Budget Request					FY 2019 Governor's Recommendation			
	GR	Federal	Other	Total		GR	Federal	Other	Total
PS	371,821	0	282,621	654,442	PS	371,821	0	282,621	654,442
EE	140,703	0	137,203	277,906	EE	140,703	0	137,203	277,906
PSD	0	0	1	1	PSD	0	0	1	1
Total	512,524	0	419,825	932,349	Total	512,524	0	419,825	932,349
FTE	11.18	0.00	6.58	17.76	FTE	11.18	0.00	6.58	17.76

Est. Fringe	225,674	0	151,765	377,439
--------------------	----------------	----------	----------------	----------------

Note: Fringes budgeted in House Bill 5 except for certain fringes budgeted directly to MoDOT, Highway Patrol, and Conservation.

Est. Fringe	225,674	0	151,765	377,439
--------------------	----------------	----------	----------------	----------------

Note: Fringes budgeted in House Bill 5 except for certain fringes budgeted directly to MoDOT, Highway Patrol, and Conservation.

Other Funds: DHE Out-of-State Program Fund (0420) \$55,483
 Quality Improvement Revolving Fund (0537) \$75,000
 Guaranty Agency Operating Fund (0880) \$289,342

Other Funds: DHE Out-of-State Program Fund (0420) \$55,483
 Quality Improvement Revolving Fund (0537) \$75,000
 Guaranty Agency Operating Fund (0880) \$289,342

2. CORE DESCRIPTION

CBHE has the leadership responsibility for higher education in Missouri. The CBHE and the Department of Higher Education conduct studies of population and enrollment trends; develop arrangements for more effective and more economical specialization among institutions and programs; encourage more effective mutual support and coordination among institutions; identify higher education and labor force needs; work collaboratively with the Department of Elementary and Secondary Education and the Department of Economic Development; and design and implement a coordinated plan for higher education in the state and in its sub-regions. In doing so, the CBHE focuses on increasing degree attainment through participation, completion, and affordability.

The CBHE is also authorized by Section 173.005.2 (12) to charge and collect fees from out-of-state public institutions to cover the costs of reviewing and assuring the quality of programs offered by such institutions. The request for an appropriation of \$55,483 from the DHE Out-of-State Program Fund will provide the additional resources necessary to support the out-of-state approval process. A separate program description follows the one for Coordination Administration.

The request for a continuing appropriation of \$75,000 from the Quality Improvement Revolving Fund will allow for the collection of revenue on a cost-recovery basis from department sponsored workshops and conferences to be used to support future workshops and conferences. It could also be used for distribution of certain federal funds to higher education institutions.

CORE DECISION ITEM

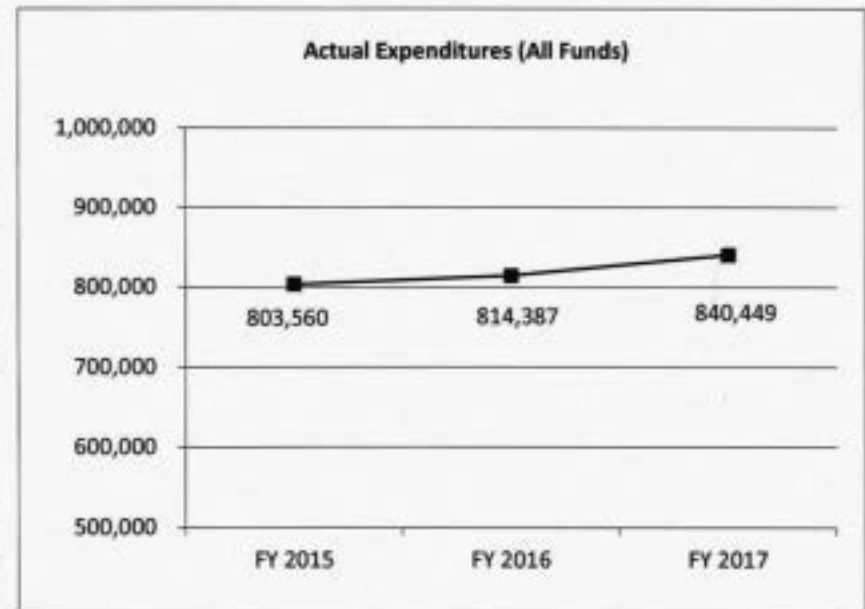
Department of Higher Education	Budget Unit <u>55520C</u>
Division of Coordination Administration	
Core - Coordination Administration	HB Section <u>3.005</u>

3. PROGRAM LISTING (list programs included in this core funding)

Coordination Administration, Out-of-State Program Approval

4. FINANCIAL HISTORY

	FY 2015	FY 2016	FY 2017	FY 2018
	Actual	Actual	Actual	Current Yr.
Appropriation (All Funds)	1,012,441	1,012,641	933,628	932,349
Less Reverted (All Funds)	(15,234)	(15,195)	(15,414)	(15,376)
Less Restricted (All Funds)	0	0	0	0
Budget Authority (All Funds)	997,207	997,446	918,214	N/A
Actual Expenditures (All Funds)	803,560	814,387	840,449	N/A
Unexpended (All Funds)	193,647	183,059	77,765	N/A
Unexpended, by Fund:				
General Revenue	0	3,041	39,644	N/A
Federal	0	0	0	N/A
Other	193,647	180,018	38,121	N/A



Reverted includes the statutory three-percent reserve amount (when applicable).

Restricted includes any Governor's Expenditure Restrictions which remained at the end of the fiscal year (when applicable).

NOTES:

CORE RECONCILIATION DETAIL

STATE
 COORDINATION ADMINISTRATION

5. CORE RECONCILIATION DETAIL

	Budget Class	FTE	GR	Federal	Other	Total	Explanation
TAFP AFTER VETOES							
	PS	17.76	371,821	0	282,621	654,442	
	EE	0.00	140,703	0	137,203	277,906	
	PD	0.00	0	0	1	1	
	Total	17.76	512,524	0	419,825	932,349	
DEPARTMENT CORE REQUEST							
	PS	17.76	371,821	0	282,621	654,442	
	EE	0.00	140,703	0	137,203	277,906	
	PD	0.00	0	0	1	1	
	Total	17.76	512,524	0	419,825	932,349	
GOVERNOR'S RECOMMENDED CORE							
	PS	17.76	371,821	0	282,621	654,442	
	EE	0.00	140,703	0	137,203	277,906	
	PD	0.00	0	0	1	1	
	Total	17.76	512,524	0	419,825	932,349	

DECISION ITEM SUMMARY

Budget Unit									
Decision Item	FY 2017	FY 2017	FY 2018	FY 2018	FY 2019	FY 2019	FY 2019	FY 2019	FY 2019
Budget Object Summary	ACTUAL	ACTUAL	BUDGET	BUDGET	DEPT REQ	DEPT REQ	GOV REC	GOV REC	GOV REC
Fund	DOLLAR	FTE	DOLLAR	FTE	DOLLAR	FTE	DOLLAR	FTE	FTE
COORDINATION ADMINISTRATION									
CORE									
PERSONAL SERVICES									
GENERAL REVENUE	322,263	5.61	371,821	11.18	371,821	11.18	371,821	11.18	11.18
DHE OUT-OF-STATE PROGRAM FUND	30,694	0.62	38,633	1.00	38,633	1.00	38,633	1.00	1.00
GUARANTY AGENCY OPERATING	242,511	4.19	243,988	5.58	243,988	5.58	243,988	5.58	5.58
TOTAL - PS	595,468	10.42	654,442	17.76	654,442	17.76	654,442	17.76	17.76
EXPENSE & EQUIPMENT									
GENERAL REVENUE	136,482	0.00	140,703	0.00	140,703	0.00	140,703	0.00	0.00
DHE OUT-OF-STATE PROGRAM FUND	1,426	0.00	16,850	0.00	16,850	0.00	16,850	0.00	0.00
QUALITY IMPROVEMENT REVOLVING	68,378	0.00	74,999	0.00	74,999	0.00	74,999	0.00	0.00
GUARANTY AGENCY OPERATING	38,500	0.00	45,354	0.00	45,354	0.00	45,354	0.00	0.00
TOTAL - EE	244,786	0.00	277,906	0.00	277,906	0.00	277,906	0.00	0.00
PROGRAM-SPECIFIC									
QUALITY IMPROVEMENT REVOLVING	195	0.00	1	0.00	1	0.00	1	0.00	0.00
TOTAL - PD	195	0.00	1	0.00	1	0.00	1	0.00	0.00
TOTAL	840,449	10.42	932,349	17.76	932,349	17.76	932,349	17.76	17.76
Pay Plan - 0000012									
PERSONAL SERVICES									
GENERAL REVENUE	0	0.00	0	0.00	0	0.00	5,741	0.00	0.00
DHE OUT-OF-STATE PROGRAM FUND	0	0.00	0	0.00	0	0.00	585	0.00	0.00
GUARANTY AGENCY OPERATING	0	0.00	0	0.00	0	0.00	2,843	0.00	0.00
TOTAL - PS	0	0.00	0	0.00	0	0.00	9,169	0.00	0.00
TOTAL	0	0.00	0	0.00	0	0.00	9,169	0.00	0.00
GRAND TOTAL	\$840,449	10.42	\$932,349	17.76	\$932,349	17.76	\$941,518	17.76	17.76

FLEXIBILITY REQUEST FORM

BUDGET UNIT NUMBER: 55520C	DEPARTMENT: Higher Education
BUDGET UNIT NAME: Coordination Administration	
HOUSE BILL SECTION: 3.005	DIVISION: Coordination Administration

1. Provide the amount by fund of personal service flexibility and the amount by fund of expense and equipment flexibility you are requesting in dollar and percentage terms and explain why the flexibility is needed. If flexibility is being requested among divisions, provide the amount by fund of flexibility you are requesting in dollar and percentage terms and explain why the flexibility is needed.

DEPARTMENT REQUEST					GOVERNOR'S RECOMMENDATION
General Revenue	PS	18,591	5%		Provided that not more than 25% flexibility is allowed between personal service and expense & equipment, and not more than 25% flexibility is allowed between divisions within the department, and not more than 10% flexibility is allowed to reallocation of personal service and expense & equipment between executive branch departments provided that the total FTE for the state does not increase.
General Revenue	E&E	7,035	5%		
Other (Out-of-State Program Fund-0420)	PS	1,932	5%		
Other (Out-of-State Program Fund-0420)	E&E	843	5%		
Other (Guaranty Agency Funds-0880)	PS	12,199	5%		
Other (Guaranty Agency Funds-0880)	E&E	2,268	5%		
Flexibility will allow MDHE to reallocate these limited resources so they can be effectively administered to meet mandatory expenditures. Currently only five percent is allowed for flex.					

2. Estimate how much flexibility will be used for the budget year. How much flexibility was used in the Prior Year Budget and the Current Year Budget? Please specify the amount.

PRIOR YEAR ACTUAL AMOUNT OF FLEXIBILITY USED	CURRENT YEAR ESTIMATED AMOUNT OF FLEXIBILITY THAT WILL BE USED	BUDGET REQUEST ESTIMATED AMOUNT OF FLEXIBILITY THAT WILL BE USED
\$0	\$0	\$0

3. Please explain how flexibility was used in the prior and/or current years.

PRIOR YEAR EXPLAIN ACTUAL USE	CURRENT YEAR EXPLAIN PLANNED USE
No flexibility was used in FY17.	DHE does not anticipate using flexibility unless it is necessary to meet mandatory expenditures. Depending on whether vacancies occur, it may be necessary to flex EE to PS to pay annual leave balances to retiring employees.

DECISION ITEM DETAIL

Budget Unit	FY 2017	FY 2017	FY 2018	FY 2018	FY 2019	FY 2019	FY 2019	FY 2019
Decision Item	ACTUAL	ACTUAL	BUDGET	BUDGET	DEPT REQ	DEPT REQ	GOV REC	GOV REC
Budget Object Class	DOLLAR	FTE	DOLLAR	FTE	DOLLAR	FTE	DOLLAR	FTE
COORDINATION ADMINISTRATION								
CORE								
DESIGNATED PRINCIPAL ASST DIV	443	0.01	0	0.00	0	0.00	0	0.00
MISCELLANEOUS TECHNICAL	74	0.00	0	0.00	0	0.00	0	0.00
SPECIAL ASST PROFESSIONAL	218	0.00	0	0.00	0	0.00	0	0.00
SPECIAL ASST OFFICE & CLERICAL	333	0.01	0	0.00	0	0.00	0	0.00
DIRECTOR	1,384	0.03	0	0.00	0	0.00	0	0.00
PUBLIC INFORMATION SPECIAL II	36,920	0.90	36,766	1.45	36,766	1.45	36,766	1.45
SR OFC SUPPORT ASST (KEYBOARD)	17,214	0.59	17,104	0.88	17,104	0.88	17,104	0.88
ACCOUNTING SPECIALIST II	8,882	0.18	28,192	1.14	28,192	1.14	28,192	1.14
BUDGET ANALYST III	32,539	0.60	32,562	1.15	32,562	1.15	32,562	1.15
RESEARCH ASSOCIATE II	8,899	0.23	13,405	0.75	13,405	0.75	13,405	0.75
RESEARCH ASSOCIATE III	37,539	0.87	34,843	1.26	34,843	1.26	34,843	1.26
RESEARCH ASSOCIATE IV	4,740	0.10	0	0.00	0	0.00	0	0.00
EXECUTIVE I	4,364	0.12	19,616	0.60	19,616	0.60	19,616	0.60
RESEARCH ASSOCIATE I	36,806	1.02	63,936	2.15	63,936	2.15	63,936	2.15
ADMINISTRATIVE ASSISTANT	9,652	0.30	9,309	0.45	9,309	0.45	9,309	0.45
SENIOR ASSOCIATE	8,622	0.16	18,597	0.60	18,597	0.60	18,597	0.60
STUDENT ASSISTANCE ASSOCIATE	6,359	0.14	1,775	0.04	1,775	0.04	1,775	0.04
PROGRAM SPECIALIST	8,538	0.28	10,702	0.50	10,702	0.50	10,702	0.50
FINANCIAL AID SPECIALIST	13,915	0.37	0	0.00	0	0.00	0	0.00
PERSONNEL ANALYST II	14,806	0.39	0	0.00	0	0.00	0	0.00
STATE DEPARTMENT DIRECTOR	63,164	0.36	79,042	0.85	79,042	0.85	79,042	0.85
DESIGNATED PRINC ASSISTANT-DEP	106,243	1.15	103,163	2.33	103,163	2.33	103,163	2.33
ASSIST COMMISSIONER	157,336	2.19	159,967	2.81	159,967	2.81	159,967	2.81
MISCELLANEOUS PROFESSIONAL	1,515	0.05	6,687	0.25	6,687	0.25	6,687	0.25
EXECUTIVE ASSISTANT	14,963	0.37	18,776	0.55	18,776	0.55	18,776	0.55
TOTAL - PS	595,468	10.42	654,442	17.76	654,442	17.76	654,442	17.76
TRAVEL, IN-STATE	38,034	0.00	26,079	0.00	26,079	0.00	26,079	0.00
TRAVEL, OUT-OF-STATE	10,708	0.00	13,655	0.00	13,655	0.00	13,655	0.00
FUEL & UTILITIES	0	0.00	4,225	0.00	4,225	0.00	4,225	0.00
SUPPLIES	28,383	0.00	38,931	0.00	38,931	0.00	38,931	0.00
PROFESSIONAL DEVELOPMENT	25,217	0.00	31,944	0.00	31,944	0.00	31,944	0.00
COMMUNICATION SERV & SUPP	30,195	0.00	27,824	0.00	27,824	0.00	27,824	0.00

DECISION ITEM DETAIL

Budget Unit	FY 2017	FY 2017	FY 2018	FY 2018	FY 2019	FY 2019	FY 2019	FY 2019
Decision Item	ACTUAL	ACTUAL	BUDGET	BUDGET	DEPT REQ	DEPT REQ	GOV REC	GOV REC
Budget Object Class	DOLLAR	FTE	DOLLAR	FTE	DOLLAR	FTE	DOLLAR	FTE
COORDINATION ADMINISTRATION								
CORE								
PROFESSIONAL SERVICES	34,157	0.00	94,244	0.00	94,244	0.00	94,244	0.00
HOUSEKEEPING & JANITORIAL SERV	0	0.00	4	0.00	4	0.00	4	0.00
M&R SERVICES	3,754	0.00	2,491	0.00	2,491	0.00	2,491	0.00
MOTORIZED EQUIPMENT	0	0.00	4	0.00	4	0.00	4	0.00
OFFICE EQUIPMENT	273	0.00	9,217	0.00	9,217	0.00	9,217	0.00
OTHER EQUIPMENT	22,176	0.00	15,556	0.00	15,556	0.00	15,556	0.00
PROPERTY & IMPROVEMENTS	0	0.00	4	0.00	4	0.00	4	0.00
BUILDING LEASE PAYMENTS	2,605	0.00	1,418	0.00	1,418	0.00	1,418	0.00
EQUIPMENT RENTALS & LEASES	5,703	0.00	739	0.00	739	0.00	739	0.00
MISCELLANEOUS EXPENSES	43,581	0.00	11,571	0.00	11,571	0.00	11,571	0.00
TOTAL - EE	244,786	0.00	277,906	0.00	277,906	0.00	277,906	0.00
PROGRAM DISTRIBUTIONS	0	0.00	1	0.00	1	0.00	1	0.00
REFUNDS	195	0.00	0	0.00	0	0.00	0	0.00
TOTAL - PD	195	0.00	1	0.00	1	0.00	1	0.00
GRAND TOTAL	\$840,449	10.42	\$932,349	17.76	\$932,349	17.76	\$932,349	17.76
GENERAL REVENUE	\$458,745	5.61	\$512,524	11.18	\$512,524	11.18	\$512,524	11.18
FEDERAL FUNDS	\$0	0.00	\$0	0.00	\$0	0.00	\$0	0.00
OTHER FUNDS	\$381,704	4.81	\$419,825	6.58	\$419,825	6.58	\$419,825	6.58

Department of Higher Education

HB Section(s): 3.005

Coordination Administration

Program is found in the following core budget(s): Coordination Administration

1a. What strategic priority does this program address?

Promote progress toward various state goals

1b. What does this program do?

This program has the responsibility of institutional mission and academic program review, coordination of major statewide initiatives, budget recommendations, transfer and articulation coordination, research and policy analysis.

2. What is the authorization for this program, i.e., federal or state statute, etc.? (Include the federal program number, if applicable.)

Chapter 172, 173, 174 and 178, RSMo

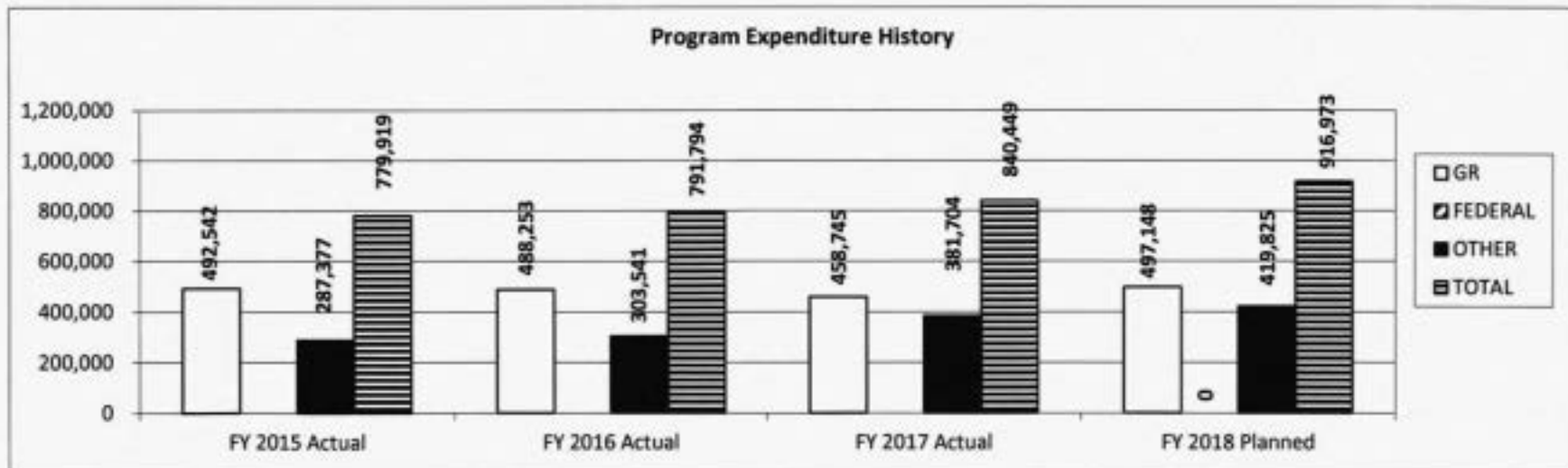
3. Are there federal matching requirements? If yes, please explain.

No

4. Is this a federally mandated program? If yes, please explain.

No

5. Provide actual expenditures for the prior three fiscal years and planned expenditures for the current fiscal year.



6. What are the sources of the "Other" funds?

Quality Improvement Revolving Fund (0537); Guaranty Agency Operating Fund (0880)

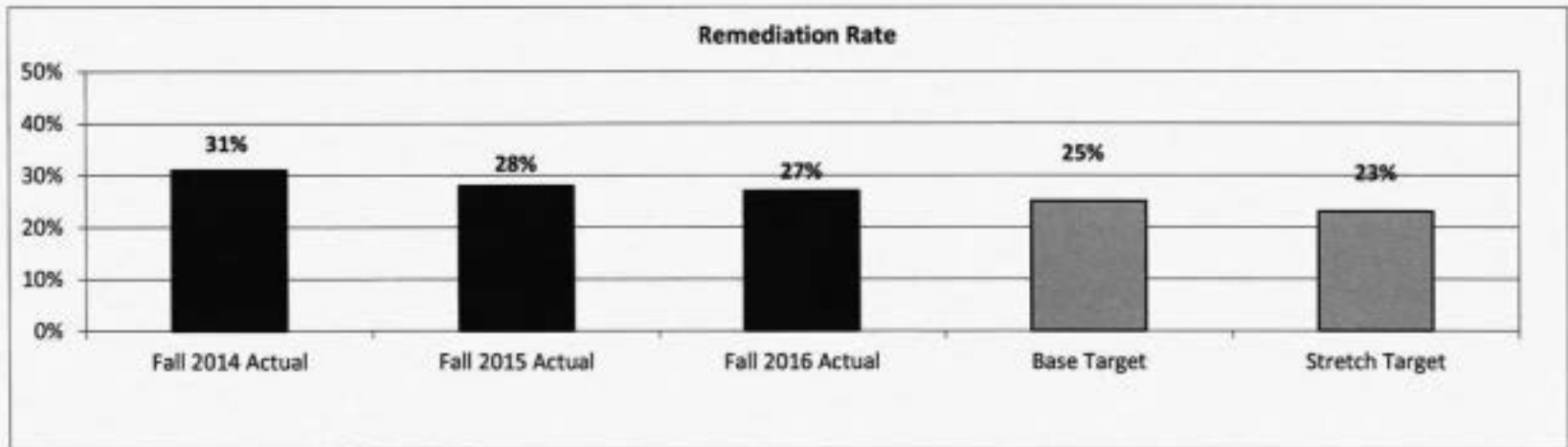
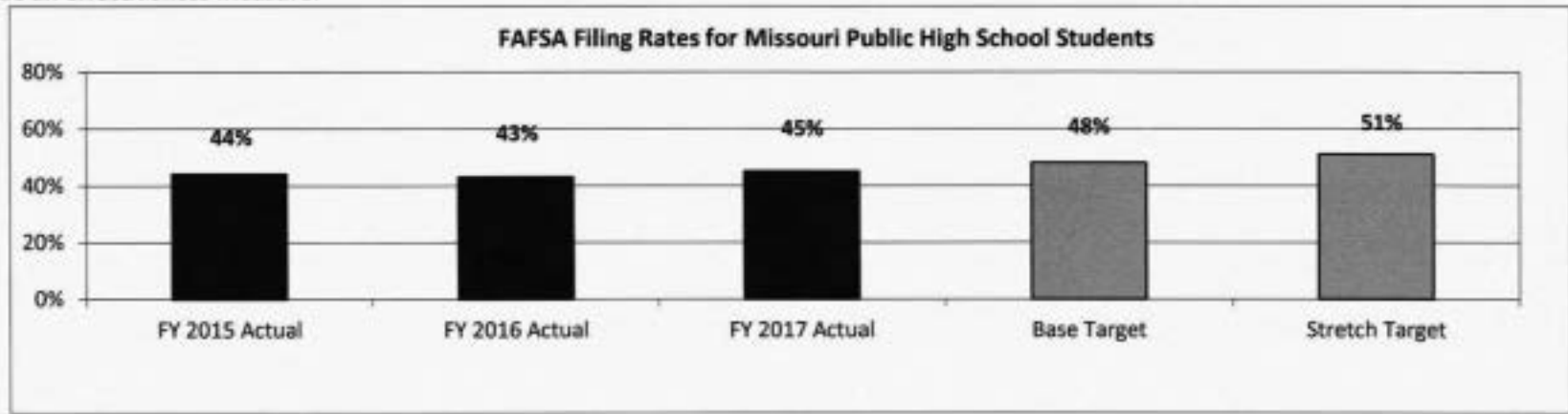
Department of Higher Education _____

HB Section(s): 3.005

Coordination Administration _____

Program is found in the following core budget(s): Coordination Administration

7a. Provide an effectiveness measure.

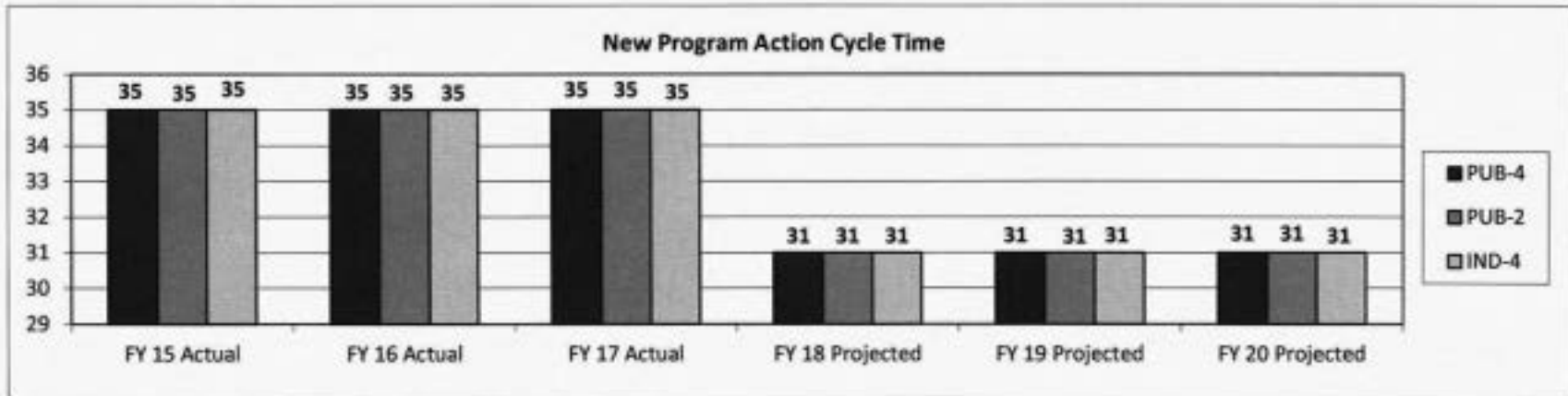


Department of Higher Education HB Section(s): 3.005
 Coordination Administration
 Program is found in the following core budget(s): Coordination Administration

7b. Provide an efficiency measure.

In June 2017, the Coordinating Board for Higher Education approved a streamlined process for reviewing academic program proposals so that institutions have the flexibility to meet workforce and student needs while also maintaining fidelity to their core missions. The new process involves a three-tiered framework - staff review (minor program changes), routine review (new programs meeting specific criteria for expedited review), and comprehensive review (unusually complex submissions meeting specific criteria that place it outside of routine review and requiring a longer, more intense review).

- Cycle time measures the level of efficiency in processing new program and program change requests at the staff and routine levels of review. For all requests at the staff and routine levels received by the first of the month, MDHE staff will typically process, review, and report decisions back to the institutions by the end of that same month. Programs reviewed at the comprehensive level are not included in this cycle time due to the complexity of the review process. Base target = 31 days; stretch target = 29 days.



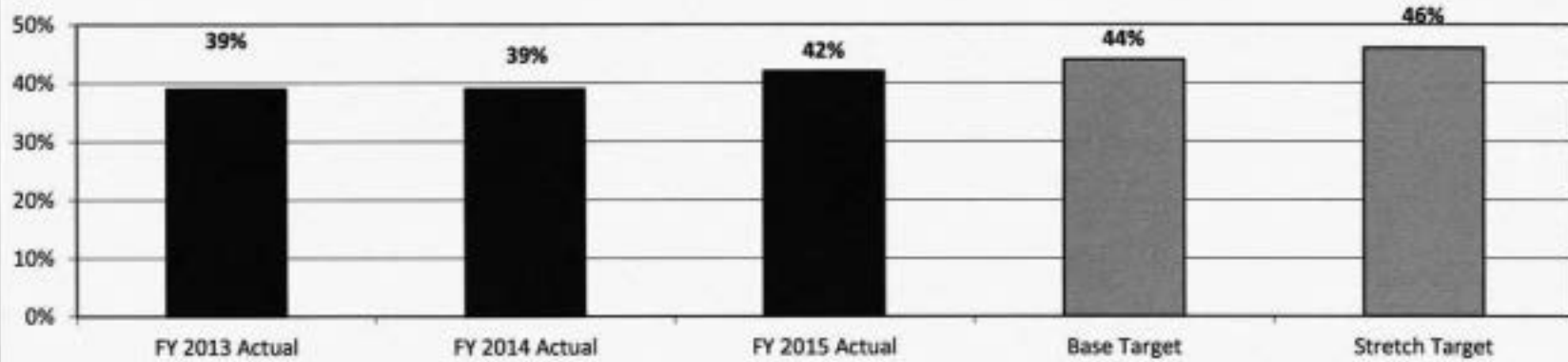
Department of Higher Education _____

HB Section(s): 3.005

Coordination Administration _____

Program is found in the following core budget(s): Coordination Administration

Gateway Course Completion (Math and English Within Two Years of First-Time Enrollment)



Department of Higher Education

HB Section(s): 3.005


Coordination Administration

Program is found in the following core budget(s): Coordination Administration

7c. Provide the number of clients/individuals served, if applicable.

- 13 public four-year college and university campuses with an enrollment of 119,134 students (full-time equivalent)
- 20 public two-year campuses with an enrollment of 57,568 students (FTE)
- 1 public two-year technical college with an enrollment of 1,226 students (FTE)
- 25 independent colleges and universities with an enrollment of 91,606 students (FTE)
- 159 private career or proprietary schools certified to operate by the CBHE with an enrollment in excess of 53,000 students
- 41 area career centers offering courses and programs at the postsecondary/adult level

Total headcount enrollment at Missouri public institutions.



7d. Provide a customer satisfaction measure, if available.

N/A

PROGRAM DESCRIPTION

Department of Higher Education HB Section(s): 3.005

Out-of-State Program Approval

Program is found in the following core budget(s): Coordination Administration

1a. What strategic priority does this program address?

Assure program quality of out-of-state institutions of higher education.

1b. What does this program do?

This program allows the Missouri Department of Higher Education (MDHE) to provide appropriate oversight of out-of-state public institutions offering online education to Missouri residents, as directed by 173.005.2(12)(b)b., RSMo. The number of Missouri residents enrolling in academic programs through online education has increased significantly over the past decade. Since 2012, more than 300 out-of-state public institutions have contacted the MDHE and registered their intention to offer online education to Missouri residents. However, many of those have joined the State Authorization Reciprocity Agreement (SARA) in their states, and the department currently has authorized 12 out-of-state public institutions that do not fall under SARA authorization.

2. What is the authorization for this program, i.e., federal or state statute, etc.? (Include the federal program number, if applicable.)

Section 173.005.2(12)(b)b. and 173.030(6), RSMo

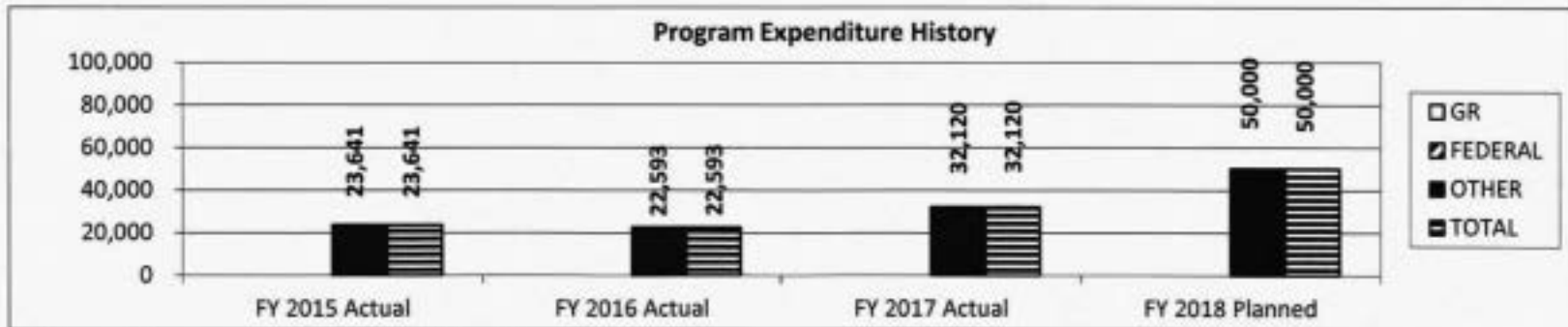
3. Are there federal matching requirements? If yes, please explain.

No

4. Is this a federally mandated program? If yes, please explain.

No

5. Provide actual expenditures for the prior three fiscal years and planned expenditures for the current fiscal year.



6. What are the sources of the "Other" funds?

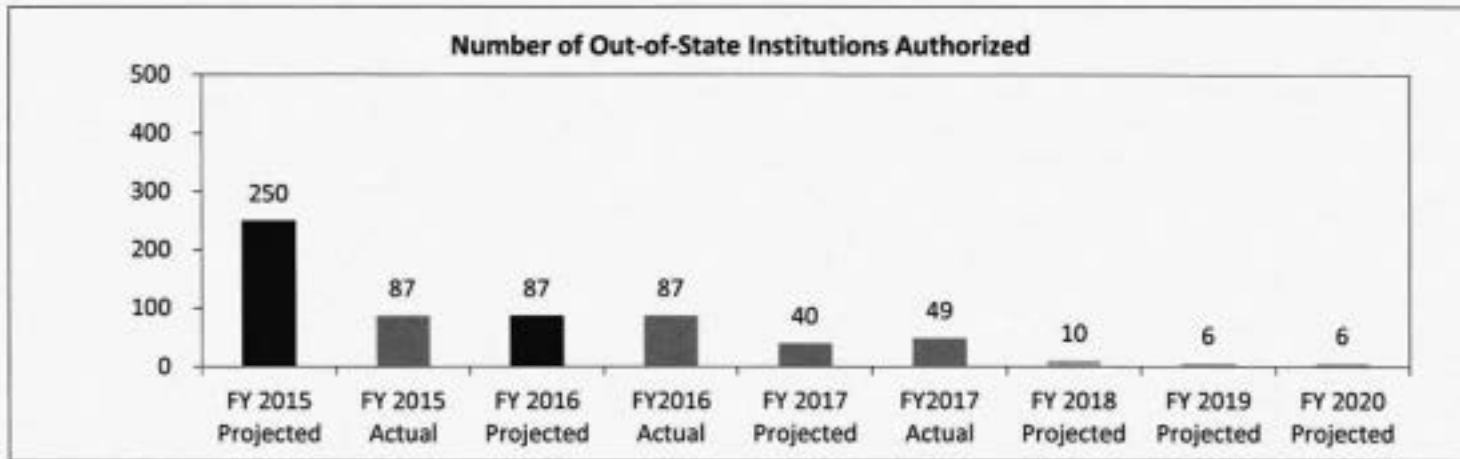
DHE Out-of-State Program Fund (0420)

Department of Higher Education _____	HB Section(s): _____ 3.005 _____
Out-of-State Program Approval _____	
Program is found in the following core budget(s): Coordination Administration	
<p>7a. Provide an effectiveness measure.</p> <p><i>Percent of initial applications meeting the standard.</i> Out-of-state institutions' authorization to operate in Missouri is granted for one year only to ensure the quality of programs being offered. Out-of-state institutions are required to submit the following information to Academic Affairs yearly, for review and to receive authorization for the next year:</p> <ol style="list-style-type: none"> 1. Good standing with their state approval agency; institutions list their state approval agency on the application and by signing the application, they are stating that they abide by MDHE policies, one of which is that they must be in good standing. 100 percent of initial applications meeting the standard. 2. Evidence of accrediting agency certification: 100 percent of initial applications meeting the standard. 3. The list of degree programs and projected number of Missouri residents enrolled: 100 percent of initial applications meeting the standard. 4. Assurance from the institution that they are abiding by the CBHE Principles of Good Practice for Distance Learning and Web-based courses: 100 percent of initial applications meeting the standard. <p>Forty-nine institutions were authorized during the 2016-2017 year. However, many of these institutions have joined SARA. Currently, there are 12 authorized institutions that are not members of SARA.</p> <p>7b. Provide an efficiency measure. <i>100 percent of approvals completed within the established timeline.</i></p> <p><i>Percent of approvals completed within the established timeline.</i> Data to measure efficiency is based on initial contact by the out-of-state institution through time of approval, based on the following parameters:</p> <ol style="list-style-type: none"> 1. Initial contact by the institution and manner of contact (i.e. letter, phone, email); 2. Date the application materials were sent from Academic Affairs to the institution (Goal was within 10 working days); 100% met. 3. Date the completed application packet was received by Academic Affairs; and 4. Date official authorization was issued (Goal was within 20 working days). 92% met goal. 	

PROGRAM DESCRIPTION

Department of Higher Education _____ HB Section(s): 3.005 _____
Out-of-State Program Approval _____
Program is found in the following core budget(s): Coordination Administration

7c. Provide the number of clients/individuals served, if applicable.



7d. Provide a customer satisfaction measure, if available.

N/A

NEW DECISION ITEM
 RANK: 8 OF 8

<u>Department of Higher Education</u>	<u>Budget Unit</u>
<u>Division of Coordination Administration</u>	
<u>DI Name - Quality Improvement Rev Fund Transfer DI# 1555012</u>	<u>HB Section 3.005</u>

1. AMOUNT OF REQUEST

	FY 2019 Budget Request				E
	GR	Federal	Other	Total	
PS	0	0	0	0	0
EE	0	0	0	0	0
PSD	0	0	0	0	0
TRF	0	0	0	0	0
Total	0	0	0	0	0
FTE	0.00	0.00	0.00	0.00	

	FY 2019 Governor's Recommendation				E
	GR	Federal	Other	Total	
PS	0	0	0	0	0
EE	0	0	0	0	0
PSD	0	0	0	0	0
TRF	0	0	50,000	0	0
Total	0	0	50,000	0	0
FTE	0.00	0.00	0.00	0.00	

<i>Est. Fringe</i>	0	0	0	0
--------------------	---	---	---	---

Note: Fringes budgeted in House Bill 5 except for certain fringes budgeted directly to MoDOT, Highway Patrol, and Conservation.

<i>Est. Fringe</i>	0	0	0	0
--------------------	---	---	---	---

Note: Fringes budgeted in House Bill 5 except for certain fringes budgeted directly to MoDOT, Highway Patrol, and Conservation.

Other Funds:

Other Funds: Quality Improvement Revolving fund (0537)

2. THIS REQUEST CAN BE CATEGORIZED AS:

<input type="checkbox"/> New Legislation	<input type="checkbox"/> New Program	<input type="checkbox"/> Fund Switch
<input type="checkbox"/> Federal Mandate	<input type="checkbox"/> Program Expansion	<input type="checkbox"/> Cost to Continue
<input type="checkbox"/> GR Pick-Up	<input type="checkbox"/> Space Request	<input type="checkbox"/> Equipment Replacement
<input type="checkbox"/> Pay Plan	<input checked="" type="checkbox"/> Other: <u>to transfer funds to GR</u>	

3. WHY IS THIS FUNDING NEEDED? PROVIDE AN EXPLANATION FOR ITEMS CHECKED IN #2. INCLUDE THE FEDERAL OR STATE STATUTORY OR CONSTITUTIONAL AUTHORIZATION FOR THIS PROGRAM.

The Quality Improvement Revolving Fund currently contains funds that, over the years, DHE has become unable to spend. These funds are to be swept to the General Revenue Fund.

NEW DECISION ITEM

RANK: 8 OF 8

Department of Higher Education	Budget Unit
Division of Coordination Administration	
DI Name - Quality Improvement Rev Fund Transfer DI# 1555012	HB Section <u>3.005</u>

4. DESCRIBE THE DETAILED ASSUMPTIONS USED TO DERIVE THE SPECIFIC REQUESTED AMOUNT. (How did you determine that the requested number of FTE were appropriate? From what source or standard did you derive the requested levels of funding? Were alternatives such as outsourcing or automation considered? If based on new legislation, does request tie to TAFP fiscal note? If not, explain why. Detail which portions of the request are one-times and how those amounts were calculated.)

5. BREAK DOWN THE REQUEST BY BUDGET OBJECT CLASS, JOB CLASS, AND FUND SOURCE. IDENTIFY ONE-TIME COSTS.

Budget Object Class/Job Class	Dept Req GR DOLLARS	Dept Req GR FTE	Dept Req FED DOLLARS	Dept Req FED FTE	Dept Req OTHER DOLLARS	Dept Req OTHER FTE	Dept Req TOTAL DOLLARS	Dept Req TOTAL FTE	Dept Req One-Time DOLLARS	E
Total PS	0	0.0	0	0.0	0	0.0	0	0.0	0	
Total EE	0		0		0		0		0	
Program Distributions							0			
Total PSD	0		0		0		0		0	
Transfers					50,000					
Total TRF	0		0		50,000		0		0	
Grand Total	0	0.0	0	0.0	50,000	0.0	0	0.0	0	

NEW DECISION ITEM
 RANK: 8 OF 8

Department of Higher Education		Budget Unit _____								
Division of Coordination Administration		HB Section <u>3.005</u>								
DI Name - Quality Improvement Rev Fund Transfer DI# 1555012										
Budget Object Class/Job Class	Gov Rec GR DOLLARS	Gov Rec GR FTE	Gov Rec FED DOLLARS	Gov Rec FED FTE	Gov Rec OTHER DOLLARS	Gov Rec OTHER FTE	Gov Rec TOTAL DOLLARS	Gov Rec TOTAL FTE	Gov Rec One-Time DOLLARS	E
							0			
							0	0.0		
Total PS	0	0.0	0	0.0	0	0.0	0	0.0	0	
							0			
							0			
Total EE	0		0		0		0		0	
Program Distributions							0			
Total PSD	0		0		0		0		0	
Transfers							0			
Total TRF	0		0		0		0		0	
Grand Total	0	0.0	0	0.0	0	0.0	0	0.0	0	

NEW DECISION ITEM
RANK: 8 OF 8

Department of Higher Education	Budget Unit
Division of Coordination Administration	
DI Name - Quality Improvement Rev Fund Transfer DI# 1555012	HB Section <u>3.005</u>

6. PERFORMANCE MEASURES (If new decision item has an associated core, separately identify projected performance with & without additional funding.)

6a. Provide an effectiveness measure.

6b. Provide an efficiency measure.

6c. Provide the number of clients/individuals served, if applicable.

6d. Provide a customer satisfaction measure, if available.

NEW DECISION ITEM

RANK: 8 OF 8

Department of Higher Education	Budget Unit
Division of Coordination Administration	
DI Name - Quality Improvement Rev Fund Transfer DI# 1555012	HB Section 3.005

7. STRATEGIES TO ACHIEVE THE PERFORMANCE MEASUREMENT TARGETS:

DECISION ITEM SUMMARY

Budget Unit	FY 2017	FY 2017	FY 2018	FY 2018	FY 2019	FY 2019	FY 2019	FY 2019
Decision Item	ACTUAL	ACTUAL	BUDGET	BUDGET	DEPT REQ	DEPT REQ	GOV REC	GOV REC
Budget Object Summary	DOLLAR	FTE	DOLLAR	FTE	DOLLAR	FTE	DOLLAR	FTE
Fund								
QUALITY IMPRVMENT REV FUND TRF								
QUALITY IMP REV FUND TRANSFER - 1555012								
FUND TRANSFERS								
QUALITY IMPROVEMENT REVOLVING	0	0.00	0	0.00	0	0.00	50,000	0.00
TOTAL - TRF	0	0.00	0	0.00	0	0.00	50,000	0.00
TOTAL	0	0.00	0	0.00	0	0.00	50,000	0.00
GRAND TOTAL	\$0	0.00	\$0	0.00	\$0	0.00	\$50,000	0.00

DECISION ITEM DETAIL

Budget Unit	FY 2017	FY 2017	FY 2018	FY 2018	FY 2019	FY 2019	FY 2019	FY 2019
Decision Item	ACTUAL	ACTUAL	BUDGET	BUDGET	DEPT REQ	DEPT REQ	GOV REC	GOV REC
Budget Object Class	DOLLAR	FTE	DOLLAR	FTE	DOLLAR	FTE	DOLLAR	FTE
QUALITY IMPRVMENT REV FUND TRF								
QUALITY IMP REV FUND TRANSFER - 1555012								
TRANSFERS OUT	0	0.00	0	0.00	0	0.00	50,000	0.00
TOTAL - TRF	0	0.00	0	0.00	0	0.00	50,000	0.00
GRAND TOTAL	\$0	0.00	\$0	0.00	\$0	0.00	\$50,000	0.00
GENERAL REVENUE	\$0	0.00	\$0	0.00	\$0	0.00	\$0	0.00
FEDERAL FUNDS	\$0	0.00	\$0	0.00	\$0	0.00	\$0	0.00
OTHER FUNDS	\$0	0.00	\$0	0.00	\$0	0.00	\$50,000	0.00

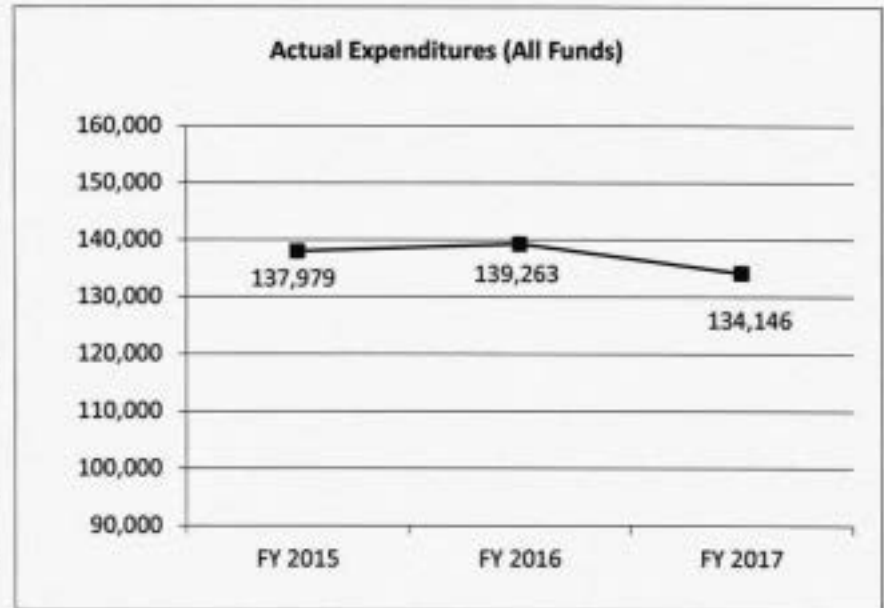
<u>Department of Higher Education</u>	<u>Budget Unit</u> 55640C
<u>Division of Missouri Student Grants and Scholarships</u>	
<u>Core - Grant/Scholarship Administration</u>	<u>HB Section</u> 3.005

3. PROGRAM LISTING (list programs included in this core funding)

Grant and Scholarship Administration

4. FINANCIAL HISTORY

	FY 2015 Actual	FY 2016 Actual	FY 2017 Actual	FY 2018 Current Yr.
Appropriation (All Funds)	146,636	147,262	149,604	149,604
Less Reverted (All Funds)	(4,399)	(4,418)	(4,488)	(4,488)
Less Restricted (All Funds)	0	0	0	0
Budget Authority (All Funds)	142,237	142,844	145,116	N/A
Actual Expenditures (All Funds)	137,979	139,263	134,146	N/A
Unexpended (All Funds)	4,258	3,581	10,970	N/A
Unexpended, by Fund:				
General Revenue	4,258	3,581	10,970	N/A
Federal	0	0	0	N/A
Other	0	0	0	N/A



Reverted includes the statutory three-percent reserve amount (when applicable).

Restricted includes any Governor's Expenditure Restrictions which remained at the end of the fiscal year (when applicable).

NOTES:

 CORE RECONCILIATION DETAIL

 STATE
 GRANT & SCHOLARSHIP ADMIN

 5. CORE RECONCILIATION DETAIL

	Budget Class	FTE	GR	Federal	Other	Total	Explanation
TAFP AFTER VETOES							
	PS	2.85	119,429	0	0	119,429	
	EE	0.00	30,175	0	0	30,175	
	Total	2.85	149,604	0	0	149,604	
DEPARTMENT CORE REQUEST							
	PS	2.85	119,429	0	0	119,429	
	EE	0.00	30,175	0	0	30,175	
	Total	2.85	149,604	0	0	149,604	
GOVERNOR'S RECOMMENDED CORE							
	PS	2.85	119,429	0	0	119,429	
	EE	0.00	30,175	0	0	30,175	
	Total	2.85	149,604	0	0	149,604	

DECISION ITEM SUMMARY

Budget Unit	FY 2017	FY 2017	FY 2018	FY 2018	FY 2019	FY 2019	FY 2019	FY 2019
Decision Item	ACTUAL	ACTUAL	BUDGET	BUDGET	DEPT REQ	DEPT REQ	GOV REC	GOV REC
Budget Object Summary	DOLLAR	FTE	DOLLAR	FTE	DOLLAR	FTE	DOLLAR	FTE
Fund								
GRANT & SCHOLARSHIP ADMIN								
CORE								
PERSONAL SERVICES								
GENERAL REVENUE	112,014	2.66	119,429	2.85	119,429	2.85	119,429	2.85
TOTAL - PS	112,014	2.66	119,429	2.85	119,429	2.85	119,429	2.85
EXPENSE & EQUIPMENT								
GENERAL REVENUE	22,132	0.00	30,175	0.00	30,175	0.00	30,175	0.00
TOTAL - EE	22,132	0.00	30,175	0.00	30,175	0.00	30,175	0.00
TOTAL	134,146	2.66	149,604	2.85	149,604	2.85	149,604	2.85
Pay Plan - 0000012								
PERSONAL SERVICES								
GENERAL REVENUE	0	0.00	0	0.00	0	0.00	1,853	0.00
TOTAL - PS	0	0.00	0	0.00	0	0.00	1,853	0.00
TOTAL	0	0.00	0	0.00	0	0.00	1,853	0.00
GRAND TOTAL	\$134,146	2.66	\$149,604	2.85	\$149,604	2.85	\$151,457	2.85

FLEXIBILITY REQUEST FORM

BUDGET UNIT NUMBER: 55640C	DEPARTMENT: Higher Education
BUDGET UNIT NAME: Grant & Scholarship Administration	
HOUSE BILL SECTION: 3.005	DIVISION: Grant & Scholarship Administration

1. Provide the amount by fund of personal service flexibility and the amount by fund of expense and equipment flexibility you are requesting in dollar and percentage terms and explain why the flexibility is needed. If flexibility is being requested among divisions, provide the amount by fund of flexibility you are requesting in dollar and percentage terms and explain why the flexibility is needed.

DEPARTMENT REQUEST				GOVERNOR'S RECOMMENDATION
General Revenue	PS	5,971	5%	Provided that not more than 25% flexibility is allowed between personal service and expense & equipment, and not more than 25% flexibility is allowed between divisions within the department, and not more than 10% flexibility is allowed to reallocation of personal service and expense & equipment between executive branch departments provided that the total FTE for the state does not increase.
General Revenue	E&E	1,509	5%	
Flexibility will allow MDHE to reallocate these limited resources so they can be effectively administered to meet mandatory expenditures. Currently only five percent is allowed for flex.				

2. Estimate how much flexibility will be used for the budget year. How much flexibility was used in the Prior Year Budget and the Current Year Budget? Please specify the amount.

PRIOR YEAR ACTUAL AMOUNT OF FLEXIBILITY USED	CURRENT YEAR ESTIMATED AMOUNT OF FLEXIBILITY THAT WILL BE USED	BUDGET REQUEST ESTIMATED AMOUNT OF FLEXIBILITY THAT WILL BE USED
\$0	\$0	\$0

3. Please explain how flexibility was used in the prior and/or current years.

PRIOR YEAR EXPLAIN ACTUAL USE	CURRENT YEAR EXPLAIN PLANNED USE
No flexibility was used in FY17.	DHE does not anticipate using flexibility unless it is necessary to meet mandatory expenditures. Depending on whether vacancies occur, it may be necessary to flex EE to PS to pay annual leave balances to retiring employees.

DECISION ITEM DETAIL

Budget Unit	FY 2017	FY 2017	FY 2018	FY 2018	FY 2019	FY 2019	FY 2019	FY 2019
Decision Item	ACTUAL	ACTUAL	BUDGET	BUDGET	DEPT REQ	DEPT REQ	GOV REC	GOV REC
Budget Object Class	DOLLAR	FTE	DOLLAR	FTE	DOLLAR	FTE	DOLLAR	FTE
GRANT & SCHOLARSHIP ADMIN								
CORE								
DIRECTOR	8,499	0.17	0	0.00	0	0.00	0	0.00
SR OFC SUPPORT ASST (KEYBOARD)	875	0.03	0	0.00	0	0.00	0	0.00
ACCOUNTING SPECIALIST II	987	0.02	0	0.00	0	0.00	0	0.00
EXECUTIVE I	222	0.01	0	0.00	0	0.00	0	0.00
STUDENT ASSISTANCE ASSOCIATE	29,369	0.68	42,584	0.83	42,584	0.83	42,584	0.83
PROGRAM SPECIALIST	0	0.00	73,269	2.00	73,269	2.00	73,269	2.00
FINANCIAL AID SPECIALIST	61,947	1.63	0	0.00	0	0.00	0	0.00
PERSONNEL ANALYST II	753	0.02	0	0.00	0	0.00	0	0.00
DESIGNATED PRINC ASSISTANT-DEP	4,699	0.05	3,576	0.02	3,576	0.02	3,576	0.02
ASSIST COMMISSIONER	4,663	0.07	0	0.00	0	0.00	0	0.00
TOTAL - PS	112,014	2.66	119,429	2.85	119,429	2.85	119,429	2.85
TRAVEL, IN-STATE	3,652	0.00	2,510	0.00	2,510	0.00	2,510	0.00
TRAVEL, OUT-OF-STATE	100	0.00	1,875	0.00	1,875	0.00	1,875	0.00
FUEL & UTILITIES	0	0.00	50	0.00	50	0.00	50	0.00
SUPPLIES	10,768	0.00	10,100	0.00	10,100	0.00	10,100	0.00
PROFESSIONAL DEVELOPMENT	2,769	0.00	2,074	0.00	2,074	0.00	2,074	0.00
COMMUNICATION SERV & SUPP	1,771	0.00	2,403	0.00	2,403	0.00	2,403	0.00
PROFESSIONAL SERVICES	510	0.00	2,276	0.00	2,276	0.00	2,276	0.00
M&R SERVICES	1,098	0.00	189	0.00	189	0.00	189	0.00
MOTORIZED EQUIPMENT	0	0.00	500	0.00	500	0.00	500	0.00
OFFICE EQUIPMENT	0	0.00	3,525	0.00	3,525	0.00	3,525	0.00
OTHER EQUIPMENT	863	0.00	2,698	0.00	2,698	0.00	2,698	0.00
PROPERTY & IMPROVEMENTS	0	0.00	50	0.00	50	0.00	50	0.00
BUILDING LEASE PAYMENTS	63	0.00	100	0.00	100	0.00	100	0.00
EQUIPMENT RENTALS & LEASES	32	0.00	100	0.00	100	0.00	100	0.00
MISCELLANEOUS EXPENSES	506	0.00	1,725	0.00	1,725	0.00	1,725	0.00
TOTAL - EE	22,132	0.00	30,175	0.00	30,175	0.00	30,175	0.00
GRAND TOTAL	\$134,146	2.66	\$149,604	2.85	\$149,604	2.85	\$149,604	2.85
GENERAL REVENUE	\$134,146	2.66	\$149,604	2.85	\$149,604	2.85	\$149,604	2.85
FEDERAL FUNDS	\$0	0.00	\$0	0.00	\$0	0.00	\$0	0.00
OTHER FUNDS	\$0	0.00	\$0	0.00	\$0	0.00	\$0	0.00

PROGRAM DESCRIPTION

<u>Department of Higher Education</u>	HB Section(s): <u>3.005</u>
<u>Grant and Scholarship Administration</u>	
Program is found in the following core budget(s): <u>Grant/Scholarship Administration</u>	
<p>1a. What strategic priority does this program address? Postsecondary Education Affordability and Attainment.</p> <p>1b. What does this program do? This program should serve the maximum number of eligible students possible, effectively monitor student eligibility, and timely disburse state student financial aid funds. It administered 10 state student financial assistance programs that provided almost \$130 million to more than 64,600 eligible Missouri residents during FY 2017. The programs administered include: Advanced Placement Incentive Grant, Higher Education Academic Scholarship Program (Bright Flight), Access Missouri Financial Assistance Program, A+ Scholarship, Public Service Officer Survivor Grant, the Marguerite Ross Barnett Scholarship, the Minority Teaching Scholarship, the Minority and Underrepresented Environmental Literacy Program, Wartime Veteran's Survivors Grant and the Kids' Chance Scholarship. This program also continues to service student repayment and loan forgiveness under the Advantage Missouri Program. Beginning in FY 2018, the number of programs administered has been reduced to 9 since the Minority Teaching Scholarship was not funded.</p> <p>2. What is the authorization for this program, i.e., federal or state statute, etc.? (Include the federal program number, if applicable.) Chapter 173, RSMo</p> <p>3. Are there federal matching requirements? If yes, please explain. No</p> <p>4. Is this a federally mandated program? If yes, please explain. No</p>	

PROGRAM DESCRIPTION

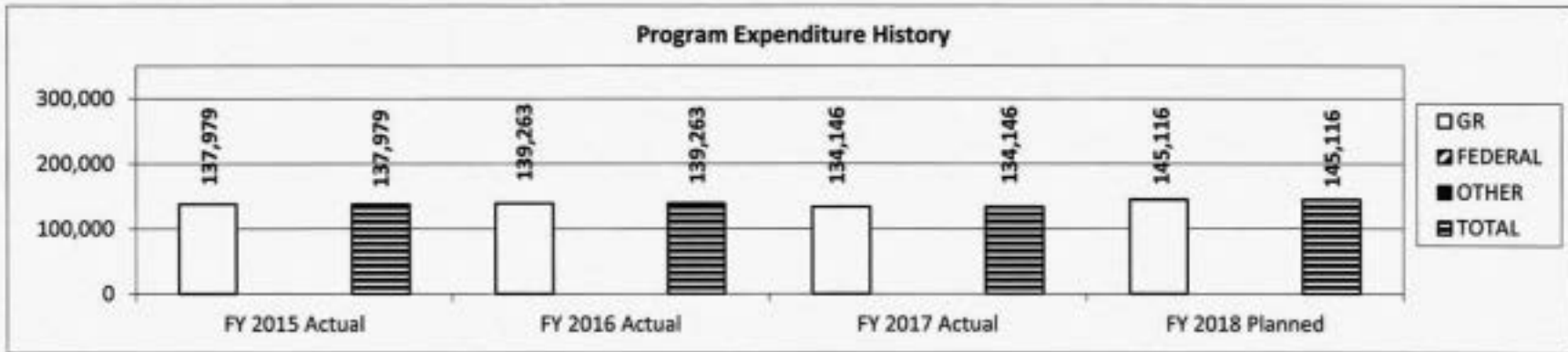
Department of Higher Education

HB Section(s): 3.005

Grant and Scholarship Administration

Program is found in the following core budget(s): Grant/Scholarship Administration

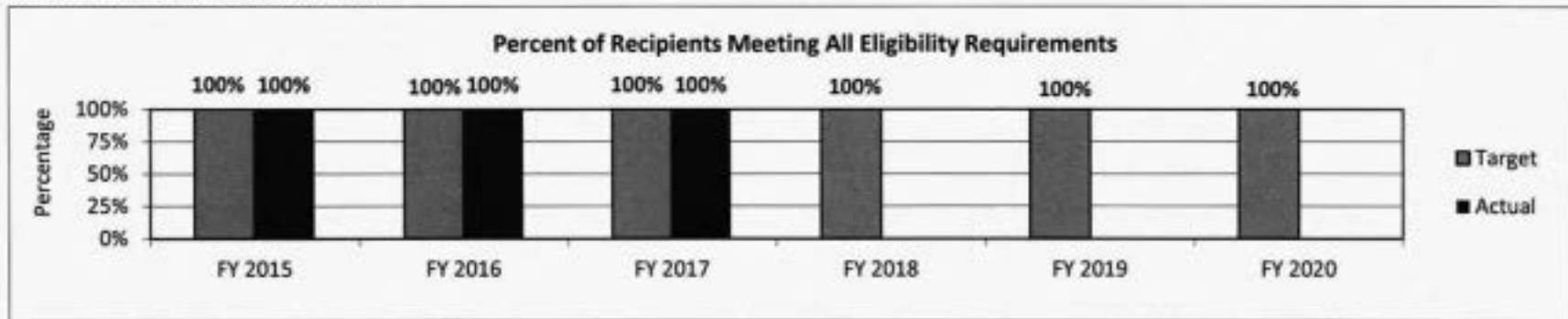
5. Provide actual expenditures for the prior three fiscal years and planned expenditures for the current fiscal year.



6. What are the sources of the "Other" funds?

N/A

7a. Provide an effectiveness measure.

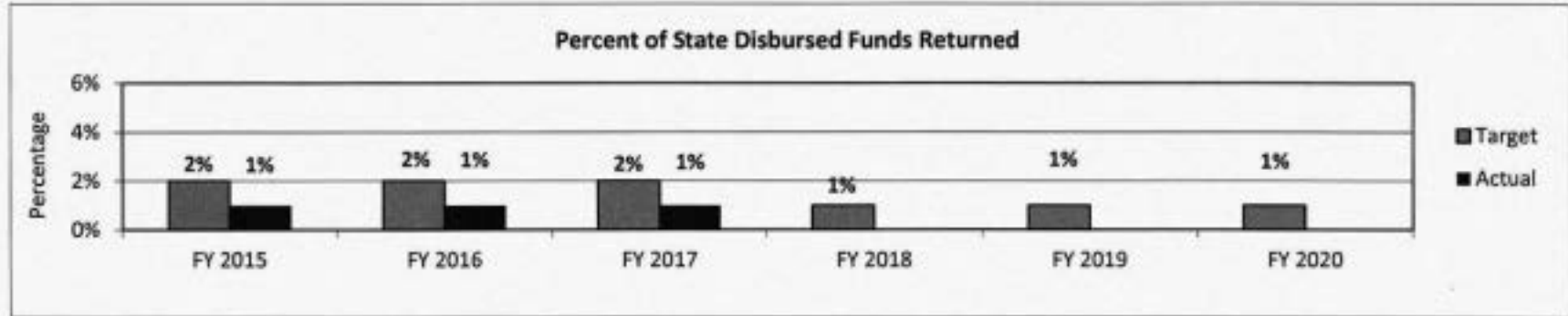


The DHE awards all of the state appropriated funds only to eligible student aid applicants. Only students meeting all requirements of the program or programs for which they've applied receive awards.

The base and stretch targets are to continue the 100% trend.

Department of Higher Education HB Section(s): 3.005
 Grant and Scholarship Administration
 Program is found in the following core budget(s): Grant/Scholarship Administration

7b. Provide an efficiency measure.



This measure demonstrates the efficiency with which funds are accurately requested and delivered without need for return. The base target is 1% for FY 2018 and FY 2019. The stretch target is .5%.

Funds Disbursed Within Five Business Days

FY 2015		FY 2016		FY 2017		FY 2018	FY 2019	FY 2020
Projected	Actual	Projected	Actual	Projected	Actual	Projected	Target	Target
100%	100%	100%	100%	100%	100%	100%	100%	100%

The base and stretch targets are to continue the 100% trend.

7c. Provide the number of clients/individuals served, if applicable.

How many students are receiving state grants or scholarships?

Number of students receiving state student financial assistance	FY 2015		FY 2016		FY 2017		FY 2018	FY 2019	FY 2020
	Projected	Actual	Projected	Actual	Projected	Actual	Projected	Projected	Projected
	75,000	71,131	70,000	67,953	63,500	64,620	66,602	68,568	69,048

7d. Provide a customer satisfaction measure, if available.

N/A

<u>Department of Higher Education</u>	Budget Unit	<u>55530C</u>
<u>Division of Proprietary Schools Administration</u>		
<u>Core - Proprietary Schools Administration</u>	HB Section	<u>3.010</u>

1. CORE FINANCIAL SUMMARY

	FY 2019 Budget Request						FY 2019 Governor's Recommendation				
	GR	Federal	Other	Total	E		GR	Federal	Other	Total	E
PS	0	0	216,023	216,023		PS	0	0	216,023	216,023	
EE	0	0	92,148	92,148		EE	0	0	92,148	92,148	
PSD	0	0	0	0		PSD	0	0	0	0	
TRF	0	0	0	0		TRF	0	0	0	0	
Total	0	0	308,171	308,171		Total	0	0	308,171	308,171	

FTE 0.00 0.00 5.00 5.00

FTE 0.00 0.00 5.00 5.00

<i>Est. Fringe</i>	0	0	115,699	115,699
--------------------	---	---	---------	---------

<i>Est. Fringe</i>	0	0	115,699	115,699
--------------------	---	---	---------	---------

Note: Fringes budgeted in House Bill 5 except for certain fringes budgeted directly to MoDOT, Highway Patrol, and Conservation.

Note: Fringes budgeted in House Bill 5 except for certain fringes budgeted directly to MoDOT, Highway Patrol, and Conservation.

Other Funds: Proprietary School Certification Fund (0729)

Other Funds: Proprietary School Certification Fund (0729)

2. CORE DESCRIPTION

A key responsibility of the Coordinating Board for Higher Education, through the MDHE, is to certify and monitor proprietary schools, including private out-of-state institutions offering programs in Missouri. Fees collected from certified schools and those seeking certification or exemption are deposited into the Proprietary School Certification Fund. Proprietary School Certification administration expenses are paid from the Proprietary School Certification Fund.

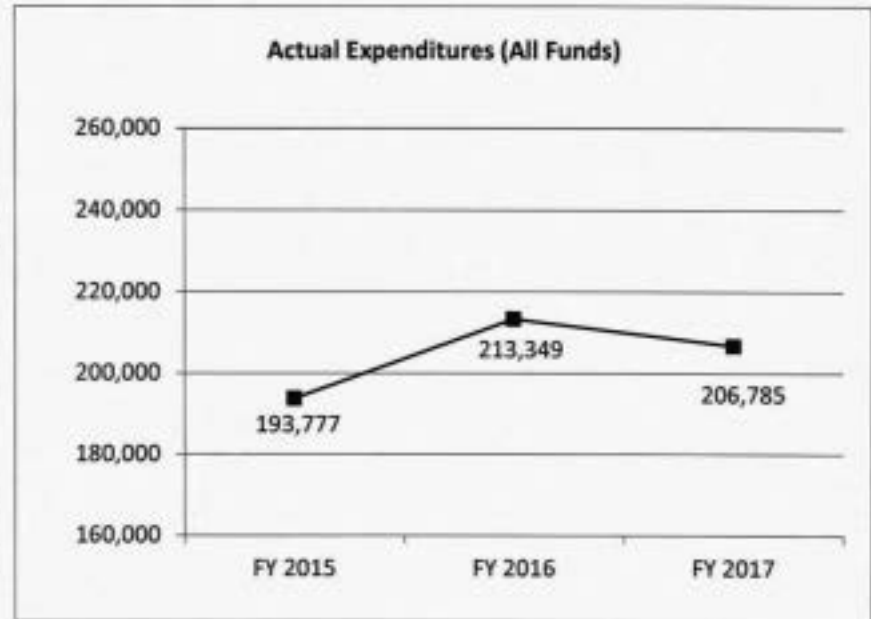
<u>Department of Higher Education</u>	Budget Unit <u>55530C</u>
<u>Division of Proprietary Schools Administration</u>	
<u>Core - Proprietary Schools Administration</u>	HB Section <u>3.010</u>

3. PROGRAM LISTING (list programs included in this core funding)

Proprietary Schools Administration

4. FINANCIAL HISTORY

	<u>FY 2015</u>	<u>FY 2016</u>	<u>FY 2017</u>	<u>FY 2018</u>
	<u>Actual</u>	<u>Actual</u>	<u>Actual</u>	<u>Current Yr.</u>
Appropriation (All Funds)	302,908	303,936	308,171	308,171
Less Reverted (All Funds)	0	0	0	0
Less Restricted (All Funds)	0	0	0	0
Budget Authority (All Funds)	302,908	303,936	308,171	N/A
Actual Expenditures (All Funds)	193,777	213,349	206,785	N/A
Unexpended (All Funds)	109,131	90,587	101,386	N/A
Unexpended, by Fund:				
General Revenue	0	0	0	N/A
Federal	0	0	0	N/A
Other	109,131	90,587	101,386	N/A



Reverted includes the statutory three-percent reserve amount (when applicable).

Restricted includes any Governor's Expenditure Restrictions which remained at the end of the fiscal year (when applicable).

NOTES:

 CORE RECONCILIATION DETAIL

 STATE
 PROPRIETARY SCHOOL ADMIN

 5. CORE RECONCILIATION DETAIL

	Budget Class	FTE	GR	Federal	Other	Total	Explanation
TAFP AFTER VETOES							
	PS	5.00	0	0	216,023	216,023	
	EE	0.00	0	0	92,148	92,148	
	Total	5.00	0	0	308,171	308,171	
DEPARTMENT CORE REQUEST							
	PS	5.00	0	0	216,023	216,023	
	EE	0.00	0	0	92,148	92,148	
	Total	5.00	0	0	308,171	308,171	
GOVERNOR'S RECOMMENDED CORE							
	PS	5.00	0	0	216,023	216,023	
	EE	0.00	0	0	92,148	92,148	
	Total	5.00	0	0	308,171	308,171	

DECISION ITEM SUMMARY

Budget Unit									
Decision Item	FY 2017	FY 2017	FY 2018	FY 2018	FY 2019	FY 2019	FY 2019	FY 2019	FY 2019
Budget Object Summary	ACTUAL	ACTUAL	BUDGET	BUDGET	DEPT REQ	DEPT REQ	GOV REC	GOV REC	GOV REC
Fund	DOLLAR	FTE	DOLLAR	FTE	DOLLAR	FTE	DOLLAR	FTE	DOLLAR
PROPRIETARY SCHOOL ADMIN									
CORE									
PERSONAL SERVICES									
PROP SCHOOL CERT FUND	185,437	4.12	216,023	5.00	216,023	5.00	216,023	5.00	216,023
TOTAL - PS	185,437	4.12	216,023	5.00	216,023	5.00	216,023	5.00	216,023
EXPENSE & EQUIPMENT									
PROP SCHOOL CERT FUND	20,428	0.00	92,148	0.00	92,148	0.00	92,148	0.00	92,148
TOTAL - EE	20,428	0.00	92,148	0.00	92,148	0.00	92,148	0.00	92,148
PROGRAM-SPECIFIC									
PROP SCHOOL CERT FUND	920	0.00	0	0.00	0	0.00	0	0.00	0
TOTAL - PD	920	0.00	0	0.00	0	0.00	0	0.00	0
TOTAL	206,785	4.12	308,171	5.00	308,171	5.00	308,171	5.00	308,171
Pay Plan - 0000012									
PERSONAL SERVICES									
PROP SCHOOL CERT FUND	0	0.00	0	0.00	0	0.00	3,173	0.00	3,173
TOTAL - PS	0	0.00	0	0.00	0	0.00	3,173	0.00	3,173
TOTAL	0	0.00	0	0.00	0	0.00	3,173	0.00	3,173
GRAND TOTAL	\$206,785	4.12	\$308,171	5.00	\$308,171	5.00	\$311,344	5.00	\$311,344

DECISION ITEM DETAIL

Budget Unit	FY 2017	FY 2017	FY 2018	FY 2018	FY 2019	FY 2019	FY 2019	FY 2019
Decision Item	ACTUAL	ACTUAL	BUDGET	BUDGET	DEPT REQ	DEPT REQ	GOV REC	GOV REC
Budget Object Class	DOLLAR	FTE	DOLLAR	FTE	DOLLAR	FTE	DOLLAR	FTE
PROPRIETARY SCHOOL ADMIN								
CORE								
DIRECTOR	11,404	0.19	0	0.00	0	0.00	0	0.00
PUBLIC INFORMATION SPECIAL II	3,282	0.08	4,086	0.08	4,086	0.08	4,086	0.08
SR OFC SUPPORT ASST (KEYBOARD)	1,167	0.04	1,419	0.04	1,419	0.04	1,419	0.04
ACCOUNTING SPECIALIST II	658	0.01	2,350	0.04	2,350	0.04	2,350	0.04
BUDGET ANALYST III	2,169	0.04	2,701	0.04	2,701	0.04	2,701	0.04
RESEARCH ASSOCIATE II	38,236	1.00	38,315	1.00	38,315	1.00	38,315	1.00
EXECUTIVE I	296	0.01	1,308	0.04	1,308	0.04	1,308	0.04
RESEARCH ASSOCIATE I	30,200	0.86	31,668	0.90	31,668	0.90	31,668	0.90
ADMINISTRATIVE ASSISTANT	20,928	0.67	21,729	0.70	21,729	0.70	21,729	0.70
SENIOR ASSOCIATE	41,112	0.81	51,066	1.00	51,066	1.00	51,066	1.00
PERSONNEL ANALYST II	1,004	0.03	0	0.00	0	0.00	0	0.00
STATE DEPARTMENT DIRECTOR	5,615	0.03	8,882	0.04	8,882	0.04	8,882	0.04
DESIGNATED PRINC ASSISTANT-DEP	22,434	0.24	32,459	0.51	32,459	0.51	32,459	0.51
ASSIST COMMISSIONER	5,602	0.08	6,825	0.08	6,825	0.08	6,825	0.08
MISCELLANEOUS PROFESSIONAL	0	0.00	11,128	0.49	11,128	0.49	11,128	0.49
EXECUTIVE ASSISTANT	1,330	0.03	2,087	0.04	2,087	0.04	2,087	0.04
TOTAL - PS	185,437	4.12	216,023	5.00	216,023	5.00	216,023	5.00
TRAVEL, IN-STATE	5,891	0.00	7,860	0.00	7,860	0.00	7,860	0.00
TRAVEL, OUT-OF-STATE	956	0.00	1,775	0.00	1,775	0.00	1,775	0.00
FUEL & UTILITIES	0	0.00	99	0.00	99	0.00	99	0.00
SUPPLIES	3,263	0.00	3,850	0.00	3,850	0.00	3,850	0.00
PROFESSIONAL DEVELOPMENT	2,009	0.00	2,224	0.00	2,224	0.00	2,224	0.00
COMMUNICATION SERV & SUPP	1,771	0.00	1,770	0.00	1,770	0.00	1,770	0.00
PROFESSIONAL SERVICES	4,903	0.00	68,115	0.00	68,115	0.00	68,115	0.00
HOUSEKEEPING & JANITORIAL SERV	0	0.00	100	0.00	100	0.00	100	0.00
M&R SERVICES	216	0.00	689	0.00	689	0.00	689	0.00
MOTORIZED EQUIPMENT	0	0.00	100	0.00	100	0.00	100	0.00
OFFICE EQUIPMENT	0	0.00	3,525	0.00	3,525	0.00	3,525	0.00
OTHER EQUIPMENT	155	0.00	500	0.00	500	0.00	500	0.00
PROPERTY & IMPROVEMENTS	0	0.00	101	0.00	101	0.00	101	0.00
BUILDING LEASE PAYMENTS	313	0.00	50	0.00	50	0.00	50	0.00
EQUIPMENT RENTALS & LEASES	32	0.00	15	0.00	15	0.00	15	0.00

DECISION ITEM DETAIL

Budget Unit	FY 2017	FY 2017	FY 2018	FY 2018	FY 2019	FY 2019	FY 2019	FY 2019
Decision Item	ACTUAL	ACTUAL	BUDGET	BUDGET	DEPT REQ	DEPT REQ	GOV REC	GOV REC
Budget Object Class	DOLLAR	FTE	DOLLAR	FTE	DOLLAR	FTE	DOLLAR	FTE
PROPRIETARY SCHOOL ADMIN								
CORE								
MISCELLANEOUS EXPENSES	919	0.00	1,375	0.00	1,375	0.00	1,375	0.00
TOTAL - EE	20,428	0.00	92,148	0.00	92,148	0.00	92,148	0.00
REFUNDS	920	0.00	0	0.00	0	0.00	0	0.00
TOTAL - PD	920	0.00	0	0.00	0	0.00	0	0.00
GRAND TOTAL	\$206,785	4.12	\$308,171	5.00	\$308,171	5.00	\$308,171	5.00
GENERAL REVENUE	\$0	0.00	\$0	0.00	\$0	0.00	\$0	0.00
FEDERAL FUNDS	\$0	0.00	\$0	0.00	\$0	0.00	\$0	0.00
OTHER FUNDS	\$206,785	4.12	\$308,171	5.00	\$308,171	5.00	\$308,171	5.00

Department of Higher Education

HB Section(s): 3.010

Proprietary Schools Administration

Program is found in the following core budget(s): Proprietary Schools Administration

1a. What strategic priority does this program address?

High-quality programs and educational attainment

1b. What does this program do?

This program is the mechanism by which the DHE certifies and monitors postsecondary education institutions not exempted by statute that offer programs in, or recruit students from, Missouri. The program's intent is to ensure students receive training consistent with the published objectives of the course or program of study, adequate and reliable information is available to currently enrolled and prospective students, and that there are the financial and educational safeguards required by the authorizing statute.

The program supports the development of high-quality programs and attainment of postsecondary credentials by carefully evaluating new school applications and requests for new programs or revisions to current programming. Missouri will benefit from decreases in the time to review these applications as new schools and therefore new educational choices are created and new and revised programs are implemented to meet critical workforce needs.

2. What is the authorization for this program, i.e., federal or state statute, etc.? (Include the federal program number, if applicable.)

Section 173.600 - 173.619, RSMo

3. Are there federal matching requirements? If yes, please explain.

No

4. Is this a federally mandated program? If yes, please explain.

No

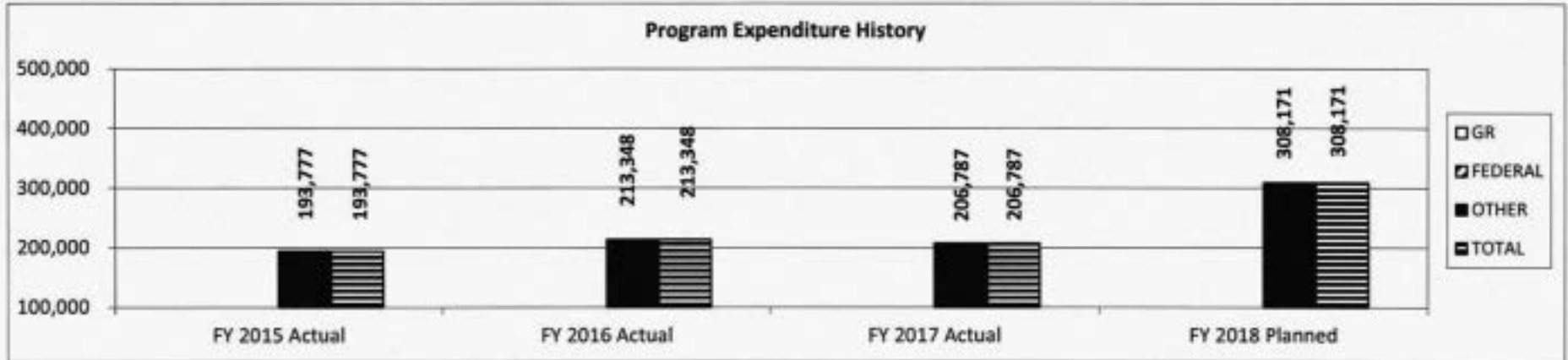
Department of Higher Education

HB Section(s): 3.010

Proprietary Schools Administration

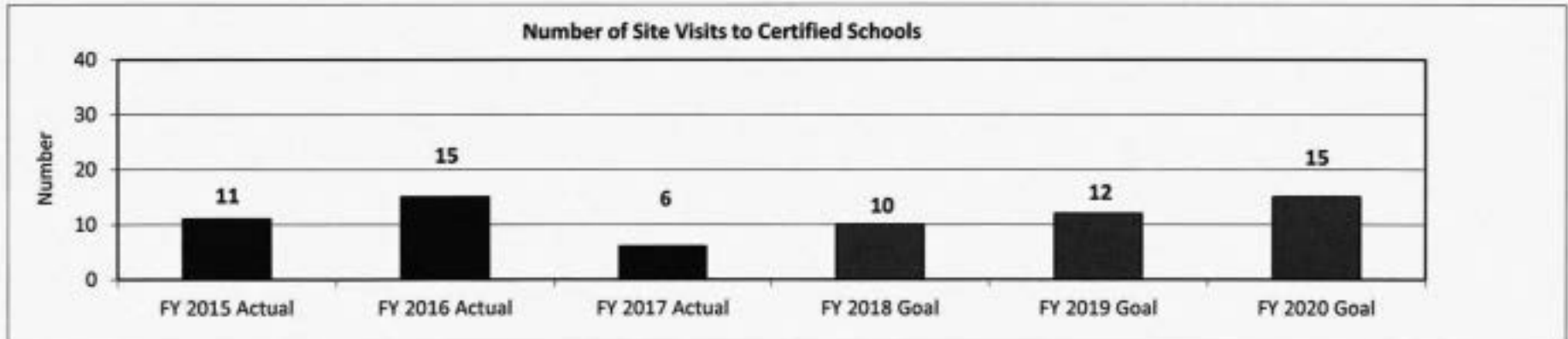
Program is found in the following core budget(s): Proprietary Schools Administration

5. Provide actual expenditures for the prior three fiscal years and planned expenditures for the current fiscal year.



6. What are the sources of the "Other" funds?
 Proprietary School Certification Fund (0729)

7a. Provide an effectiveness measure.



The base goal for this measure is 10 visits; the stretch goal is 15.

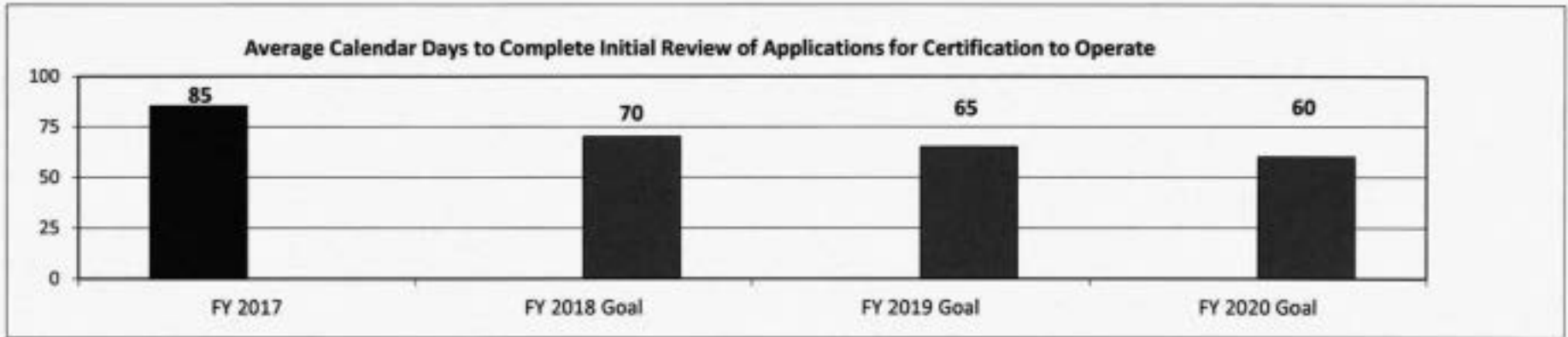
Department of Higher Education _____

HB Section(s): 3.010

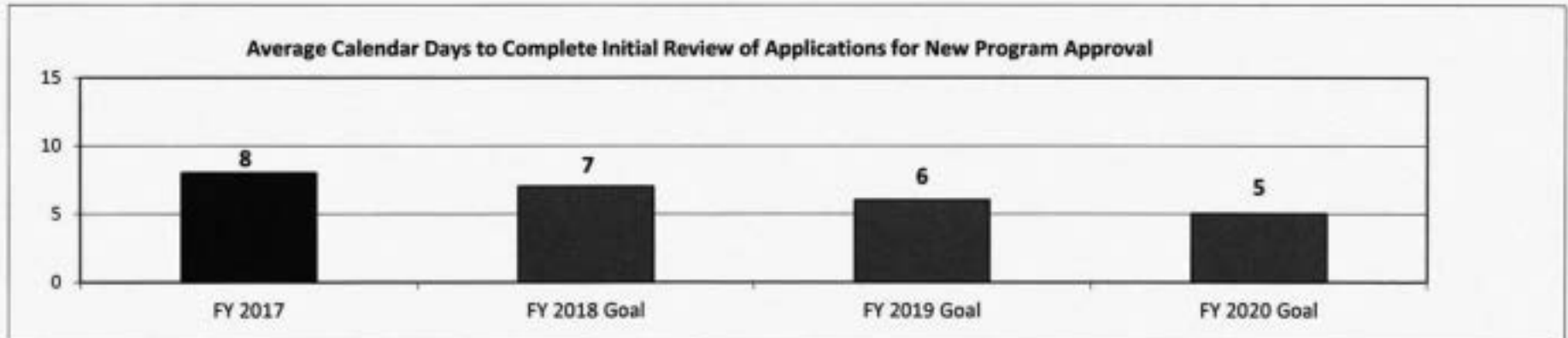
Proprietary Schools Administration _____

Program is found in the following core budget(s): Proprietary Schools Administration

7b. Provide an efficiency measure.



The base goal for this measure is 70 days to complete an initial review; the stretch goal is 60 days.



The base goal for this measure is 7 days to complete an initial new program review; the stretch goal is 5 days.

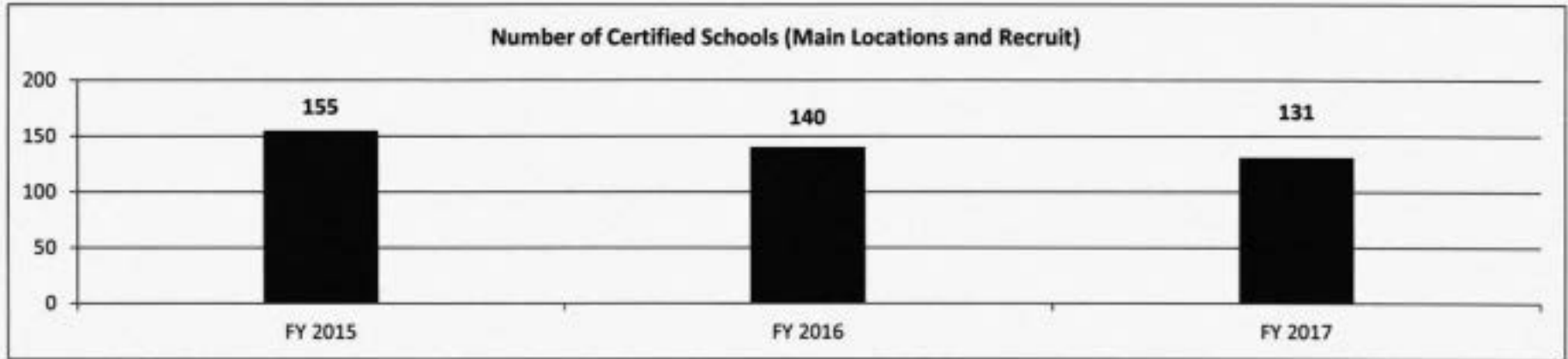
Department of Higher Education

HB Section(s): 3.010


Proprietary Schools Administration

Program is found in the following core budget(s): Proprietary Schools Administration

7c. Provide the number of clients/individuals served, if applicable.



7d. Provide a customer satisfaction measure, if available.



The base and stretch goals for this measure are 100 percent satisfaction.

Note: Institutional satisfaction surveys are conducted biennially.

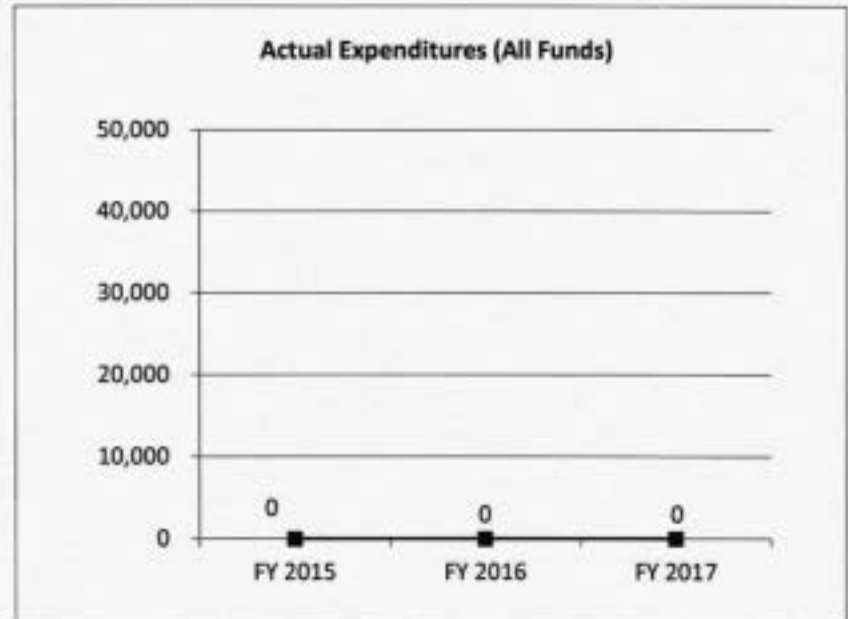
<u>Department of Higher Education</u>	Budget Unit	<u>55535C</u>
<u>Division of Proprietary Schools Administration</u>		
<u>Core - Proprietary School Bond</u>	HB Section	<u>3.015</u>

3. PROGRAM LISTING (list programs included in this core funding)

Proprietary School Bond

4. FINANCIAL HISTORY

	FY 2015 Actual	FY 2016 Actual	FY 2017 Actual	FY 2018 Current Yr.
Appropriation (All Funds)	200,000	400,000	400,000	400,000
Less Reverted (All Funds)	0	0	0	0
Less Restricted (All Funds)	0	0	0	0
Budget Authority (All Funds)	200,000	400,000	400,000	N/A
Actual Expenditures (All Funds)	0	0	0	N/A
Unexpended (All Funds)	200,000	400,000	400,000	N/A
Unexpended, by Fund:				
General Revenue	0	0	0	N/A
Federal	0	0	0	N/A
Other	200,000	400,000	400,000	N/A



Reverted includes the statutory three-percent reserve amount (when applicable).

Restricted includes any Governor's Expenditure Restrictions which remained at the end of the fiscal year (when applicable).

NOTES: All funds received from security deposits are paid to students in the form of tuition refunds. Unexpended amounts represent the difference between the budget authority and the actual amount of the security deposits accessed during the year.

CORE RECONCILIATION DETAIL

STATE
PROPRIETARY SCHOOL BOND

5. CORE RECONCILIATION DETAIL

	Budget Class	FTE	GR	Federal	Other	Total	Explanation
TAFP AFTER VETOES							
	PD	0.00	0	0	400,000	400,000	
	Total	0.00	0	0	400,000	400,000	
DEPARTMENT CORE REQUEST							
	PD	0.00	0	0	400,000	400,000	
	Total	0.00	0	0	400,000	400,000	
GOVERNOR'S RECOMMENDED CORE							
	PD	0.00	0	0	400,000	400,000	
	Total	0.00	0	0	400,000	400,000	

DECISION ITEM SUMMARY

Budget Unit	FY 2017	FY 2017	FY 2018	FY 2018	FY 2019	FY 2019	FY 2019	FY 2019
Decision Item	ACTUAL	ACTUAL	BUDGET	BUDGET	DEPT REQ	DEPT REQ	GOV REC	GOV REC
Budget Object Summary	DOLLAR	FTE	DOLLAR	FTE	DOLLAR	FTE	DOLLAR	FTE
Fund								
PROPRIETARY SCHOOL BOND								
CORE								
PROGRAM-SPECIFIC								
PROPRIETARY SCHOOL BOND FUND	0	0.00	400,000	0.00	400,000	0.00	400,000	0.00
TOTAL - PD	0	0.00	400,000	0.00	400,000	0.00	400,000	0.00
TOTAL	0	0.00	400,000	0.00	400,000	0.00	400,000	0.00
GRAND TOTAL	\$0	0.00	\$400,000	0.00	\$400,000	0.00	\$400,000	0.00

DECISION ITEM DETAIL

Budget Unit	FY 2017	FY 2017	FY 2018	FY 2018	FY 2019	FY 2019	FY 2019	FY 2019
Decision Item	ACTUAL	ACTUAL	BUDGET	BUDGET	DEPT REQ	DEPT REQ	GOV REC	GOV REC
Budget Object Class	DOLLAR	FTE	DOLLAR	FTE	DOLLAR	FTE	DOLLAR	FTE
PROPRIETARY SCHOOL BOND								
CORE								
REFUNDS	0	0.00	400,000	0.00	400,000	0.00	400,000	0.00
TOTAL - PD	0	0.00	400,000	0.00	400,000	0.00	400,000	0.00
GRAND TOTAL	\$0	0.00	\$400,000	0.00	\$400,000	0.00	\$400,000	0.00
GENERAL REVENUE	\$0	0.00	\$0	0.00	\$0	0.00	\$0	0.00
FEDERAL FUNDS	\$0	0.00	\$0	0.00	\$0	0.00	\$0	0.00
OTHER FUNDS	\$0	0.00	\$400,000	0.00	\$400,000	0.00	\$400,000	0.00

PROGRAM DESCRIPTION

Department of Higher Education

HB Section(s): 3.015

Proprietary School Bond

Program is found in the following core budget(s): Proprietary School Bond

1a. What strategic priority does this program address?

Consumer protection

1b. What does this program do?

The DHE holds a security deposit from each school certified to operate pursuant to sections 173.600 through 173.619, RSMo. The deposit is to indemnify students in cases of malfeasance by a proprietary school or to assist with the preservation of student records if adequate provisions are not made by the school upon closure. The security deposit requirement is calculated as ten percent of the previous year's gross tuition with a minimum of \$5,000 and maximum of \$100,000.

2. What is the authorization for this program, i.e., federal or state statute, etc.? (Include the federal program number, if applicable.)

Section 173.612, RSMo

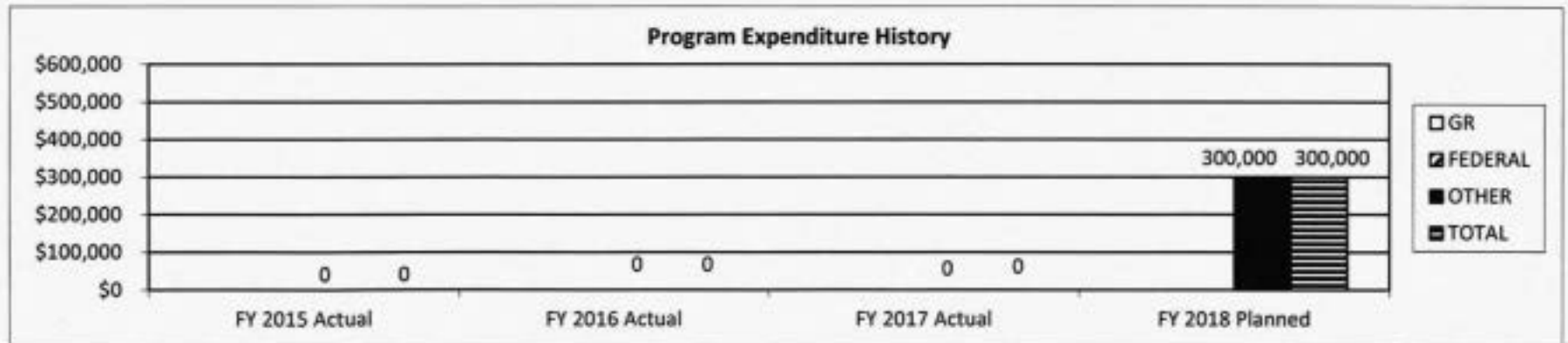
3. Are there federal matching requirements? If yes, please explain.

No

4. Is this a federally mandated program? If yes, please explain.

No

5. Provide actual expenditures for the prior three fiscal years and planned expenditures for the current fiscal year.



6. What are the sources of the "Other" funds?

Proprietary School Bond Fund (0760)

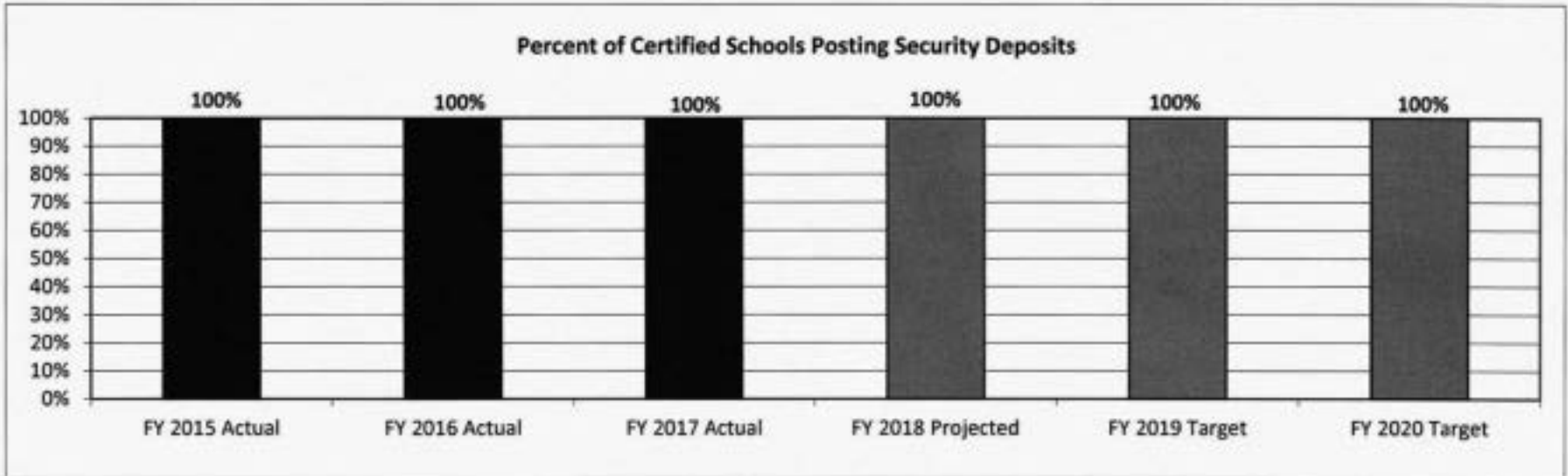
Department of Higher Education _____

HB Section(s): 3.015

Proprietary School Bond _____

Program is found in the following core budget(s): Proprietary School Bond

7a. Provide an effectiveness measure.



7b. Provide an efficiency measure.

N/A

7c. Provide the number of clients/individuals served, if applicable.

N/A

7d. Provide a customer satisfaction measure, if available.

N/A

CORE DECISION ITEM

Department of Higher Education	Budget Unit	55550C
Division of Coordination Administration		
Core - Midwestern Higher Education Compact	HB Section	3.020

1. CORE FINANCIAL SUMMARY

	FY 2019 Budget Request						FY 2019 Governor's Recommendation				
	GR	Federal	Other	Total	E		GR	Federal	Other	Total	E
PS	0	0	0	0	0	PS	0	0	0	0	
EE	115,000	0	0	115,000		EE	115,000	0	0	115,000	
PSD	0	0	0	0		PSD	0	0	0	0	
TRF	0	0	0	0		TRF	0	0	0	0	
Total	115,000	0	0	115,000		Total	115,000	0	0	115,000	
FTE	0.00	0.00	0.00	0.00		FTE	0.00	0.00	0.00	0.00	

<i>Est. Fringe</i>	0	0	0	0
--------------------	---	---	---	---

Note: Fringes budgeted in House Bill 5 except for certain fringes budgeted directly to MoDOT, Highway Patrol, and Conservation.

<i>Est. Fringe</i>	0	0	0	0
--------------------	---	---	---	---

Note: Fringes budgeted in House Bill 5 except for certain fringes budgeted directly to MoDOT, Highway Patrol, and Conservation.

Other Funds:

Other Funds:

2. CORE DESCRIPTION

This request of \$115,000 is for membership dues in the Midwestern Higher Education Compact (MHEC). Pursuant to Section 173.700, RSMo, Missouri is a member of MHEC, a multi-state commission which is charged with promoting interstate cooperation and resource sharing in higher education accomplishing this through three core functions: cost saving programs, reduced tuition and policy research. Missouri participates in a student exchange program with other states allowing residents to participate in out-of-state instruction at no more than 150 percent of in-state tuition rates. Private institutions offer a 10% reduction on their tuition rates. Missouri also benefits from its membership through participation in the State Authorization Reciprocity Agreement for distance education administered through MHEC. The commission is also active in forming joint purchasing agreements for obtaining property insurance, telecommunications products and services, and student health insurance.

CORE DECISION ITEM

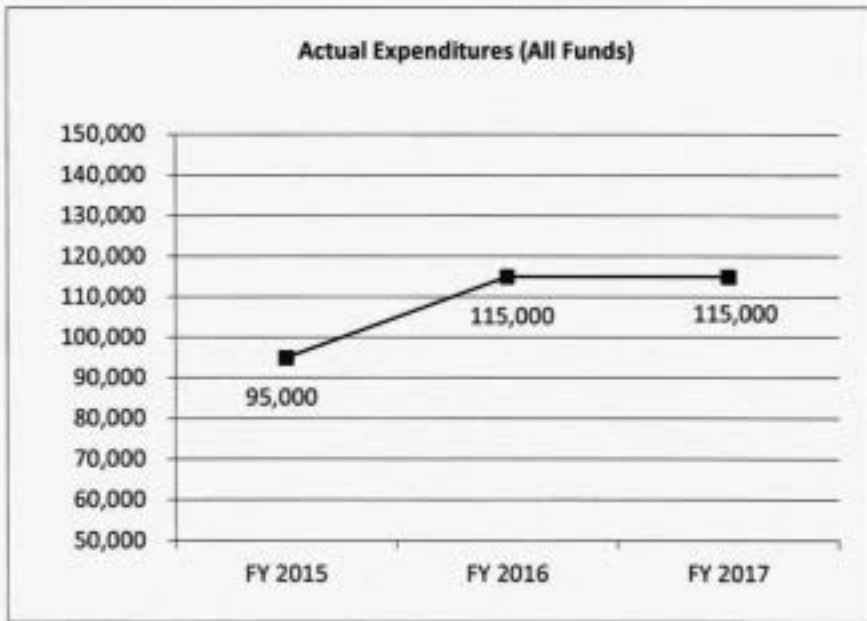
<u>Department of Higher Education</u>	<u>Budget Unit</u>	<u>55550C</u>
<u>Division of Coordination Administration</u>		
<u>Core - Midwestern Higher Education Compact</u>	<u>HB Section</u>	<u>3.020</u>

3. PROGRAM LISTING (list programs included in this core funding)

Midwestern Higher Education Compact

4. FINANCIAL HISTORY

	<u>FY 2015</u>	<u>FY 2016</u>	<u>FY 2017</u>	<u>FY 2018</u>
	<u>Actual</u>	<u>Actual</u>	<u>Actual</u>	<u>Current Yr.</u>
Appropriation (All Funds)	95,000	115,000	115,000	115,000
Less Reverted (All Funds)	0	0	0	0
Less Restricted (All Funds)	0	0	0	0
Budget Authority (All Funds)	95,000	115,000	115,000	N/A
Actual Expenditures (All Funds)	95,000	115,000	115,000	N/A
Unexpended (All Funds)	0	0	0	N/A
Unexpended, by Fund:				
General Revenue	0	0	0	N/A
Federal	0	0	0	N/A
Other	0	0	0	N/A



Reverted includes the statutory three-percent reserve amount (when applicable).
 Restricted includes any Governor's Expenditure Restrictions which remained at the end of the fiscal year (when applicable).

NOTES:

CORE RECONCILIATION DETAIL

STATE
MIDWEST HIGHER ED. COMMISSION

5. CORE RECONCILIATION DETAIL

	Budget Class	FTE	GR	Federal	Other	Total	Explanation
TAFP AFTER VETOES							
	EE	0.00	115,000	0	0	115,000	
	Total	0.00	115,000	0	0	115,000	
DEPARTMENT CORE REQUEST							
	EE	0.00	115,000	0	0	115,000	
	Total	0.00	115,000	0	0	115,000	
GOVERNOR'S RECOMMENDED CORE							
	EE	0.00	115,000	0	0	115,000	
	Total	0.00	115,000	0	0	115,000	

DECISION ITEM SUMMARY

Budget Unit	FY 2017	FY 2017	FY 2018	FY 2018	FY 2019	FY 2019	FY 2019	FY 2019
Decision Item	ACTUAL	ACTUAL	BUDGET	BUDGET	DEPT REQ	DEPT REQ	GOV REC	GOV REC
Budget Object Summary	DOLLAR	FTE	DOLLAR	FTE	DOLLAR	FTE	DOLLAR	FTE
Fund								
MIDWEST HIGHER ED. COMMISSION								
CORE								
EXPENSE & EQUIPMENT								
GENERAL REVENUE	115,000	0.00	115,000	0.00	115,000	0.00	115,000	0.00
TOTAL - EE	115,000	0.00	115,000	0.00	115,000	0.00	115,000	0.00
TOTAL	115,000	0.00	115,000	0.00	115,000	0.00	115,000	0.00
GRAND TOTAL	\$115,000	0.00	\$115,000	0.00	\$115,000	0.00	\$115,000	0.00

DECISION ITEM DETAIL

Budget Unit	FY 2017	FY 2017	FY 2018	FY 2018	FY 2019	FY 2019	FY 2019	FY 2019
Decision Item	ACTUAL	ACTUAL	BUDGET	BUDGET	DEPT REQ	DEPT REQ	GOV REC	GOV REC
Budget Object Class	DOLLAR	FTE	DOLLAR	FTE	DOLLAR	FTE	DOLLAR	FTE
MIDWEST HIGHER ED. COMMISSION								
CORE								
PROFESSIONAL DEVELOPMENT	115,000	0.00	115,000	0.00	115,000	0.00	115,000	0.00
TOTAL - EE	115,000	0.00	115,000	0.00	115,000	0.00	115,000	0.00
GRAND TOTAL	\$115,000	0.00	\$115,000	0.00	\$115,000	0.00	\$115,000	0.00
GENERAL REVENUE	\$115,000	0.00	\$115,000	0.00	\$115,000	0.00	\$115,000	0.00
FEDERAL FUNDS	\$0	0.00	\$0	0.00	\$0	0.00	\$0	0.00
OTHER FUNDS	\$0	0.00	\$0	0.00	\$0	0.00	\$0	0.00

PROGRAM DESCRIPTION

Department of Higher Education

HB Section(s): 3.020

Midwestern Higher Education Compact

Program is found in the following core budget(s): Midwestern Higher Education Compact

1a. What strategic priority does this program address?

Expand postsecondary opportunity and increase affordability

1b. What does this program do?

This program pays the membership dues in the Midwestern Higher Education Compact (MHEC). The purpose of the compact is to provide greater higher education opportunities and services in the Midwestern region with the aim of furthering regional access to, research in and choice of higher education for citizens residing in the states which are party to this compact. Membership allows Missouri to participate in a student exchange program with other states allowing residents to receive out-of-state instruction at no more than 150 percent of the in-state resident tuition rates; private institutions offer a 10% reduction on their tuition rates. Missouri also benefits from its membership through participation in the State Authorization Reciprocity Agreement for distance education administered through MHEC. The membership also offers joint purchasing agreements for obtaining property insurance, telecommunications products and services, and student health insurance.

2. What is the authorization for this program, i.e., federal or state statute, etc.? (Include the federal program number, if applicable.)

Section 173.700, RSMo

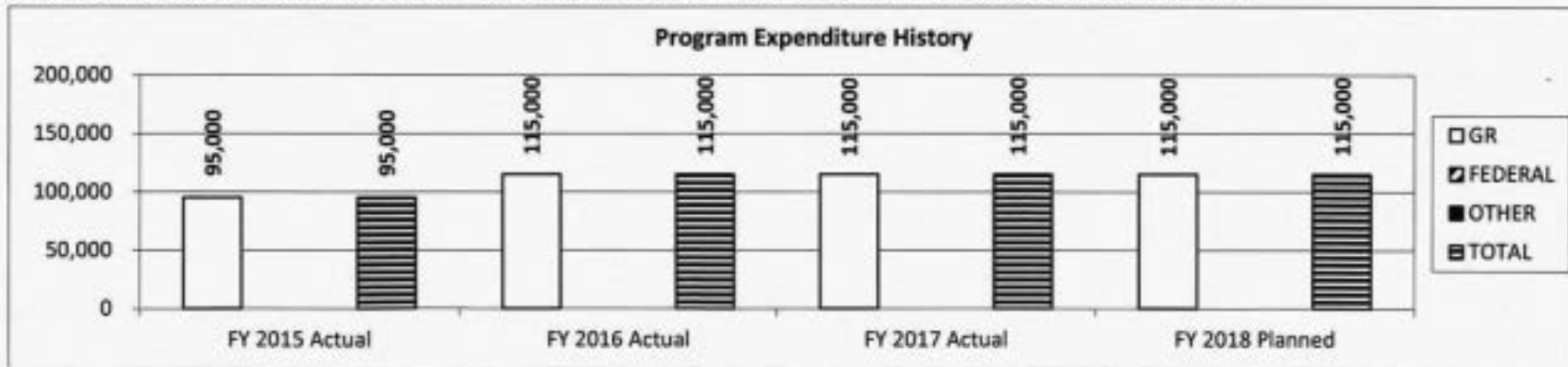
3. Are there federal matching requirements? If yes, please explain.

No

4. Is this a federally mandated program? If yes, please explain.

No

5. Provide actual expenditures for the prior three fiscal years and planned expenditures for the current fiscal year.



PROGRAM DESCRIPTION

Department of Higher Education

HB Section(s): 3.020

Midwestern Higher Education Compact

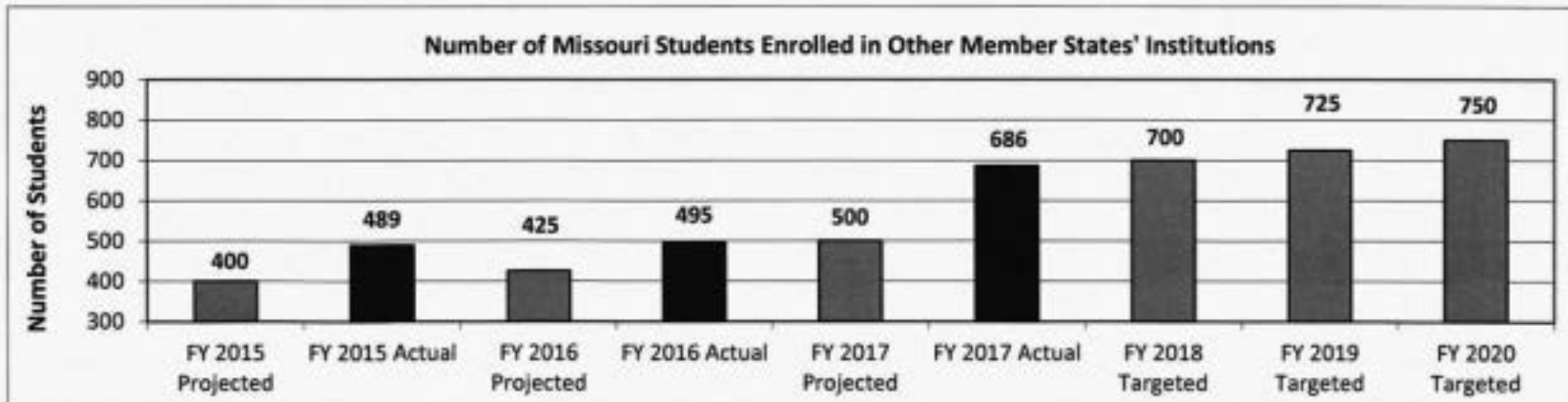
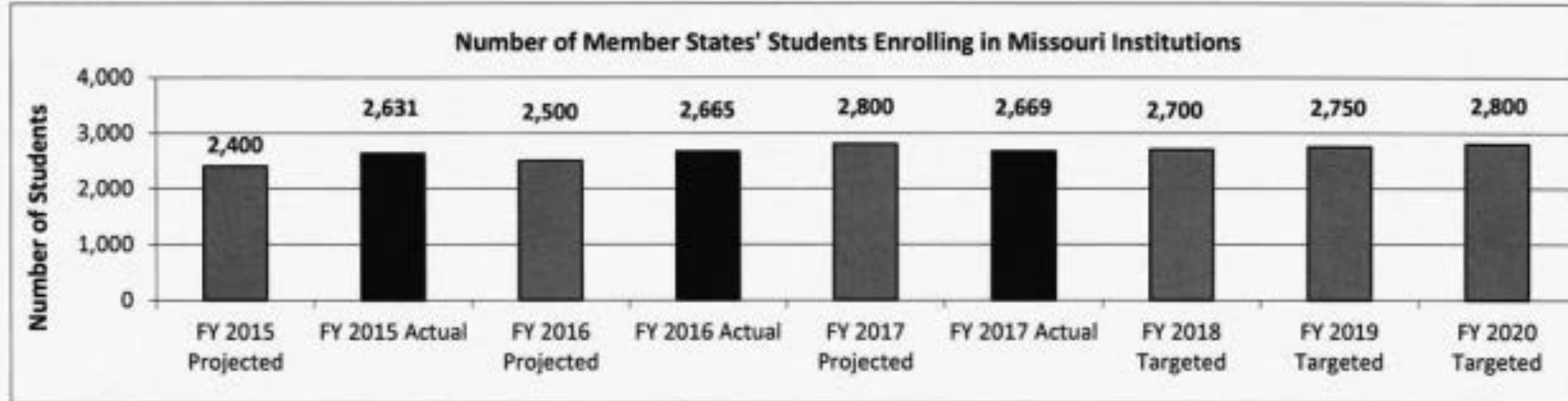
Program is found in the following core budget(s): Midwestern Higher Education Compact

6. What are the sources of the "Other " funds?

N/A

MDHE does not have direct influence on the measures contained below, which are also somewhat dependent on other states membership in the Midwestern Higher Education Compact. Thus, base and stretch targets are not applicable.

7a. Provide an effectiveness measure.



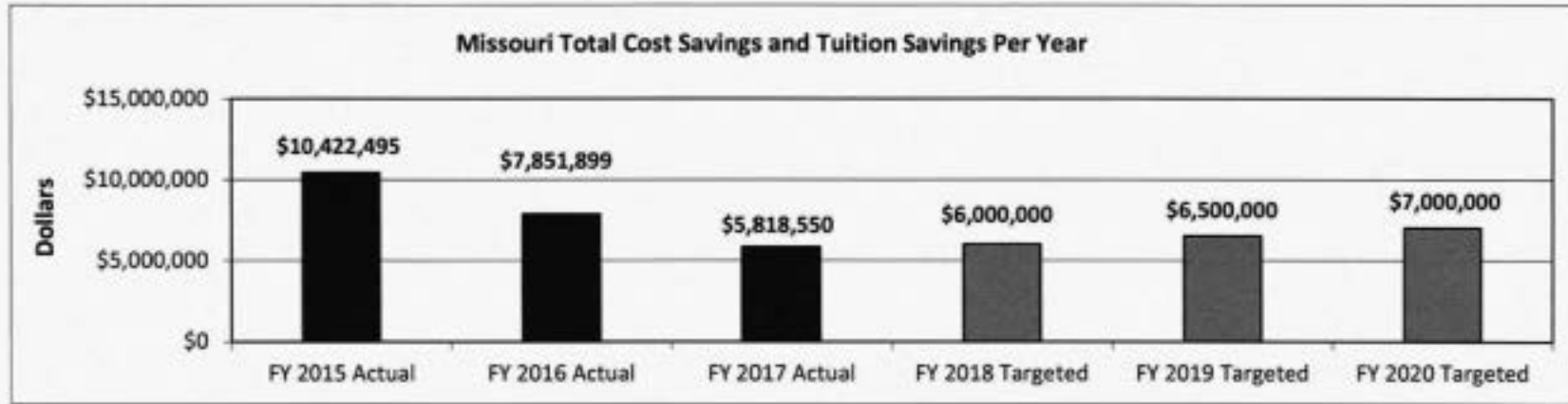
PROGRAM DESCRIPTION

Department of Higher Education

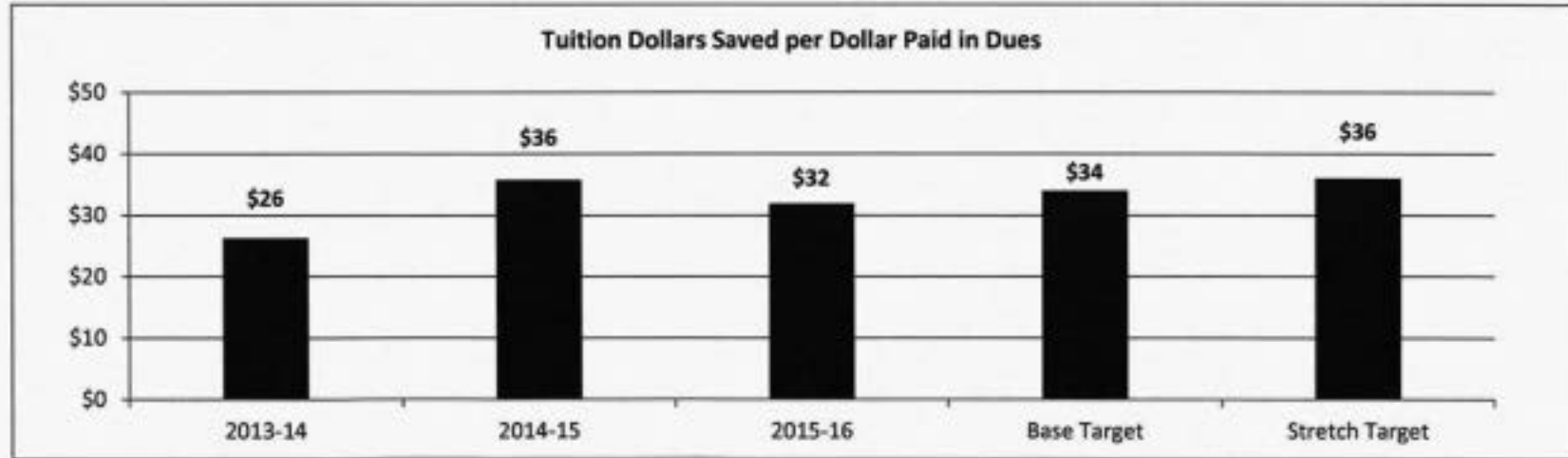
HB Section(s): 3.020

Midwestern Higher Education Compact

Program is found in the following core budget(s): Midwestern Higher Education Compact



7b. Provide an efficiency measure.



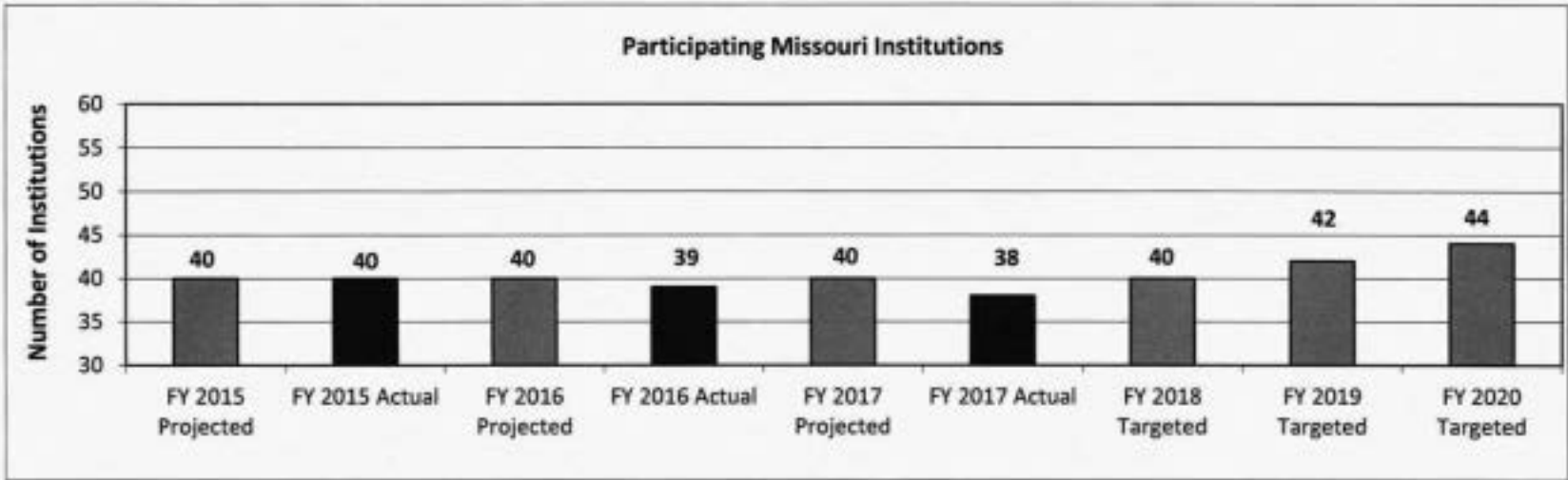
PROGRAM DESCRIPTION

Department of Higher Education
Midwestern Higher Education Compact

HB Section(s): 3.020

Program is found in the following core budget(s): Midwestern Higher Education Compact

7c. Provide the number of clients/individuals served, if applicable.



7d. Provide a customer satisfaction measure, if available.

N/A

Department of Higher Education	Budget Unit <u>55615C</u>
Division of Coordination Administration	
Core - Improving Teacher Quality Grant	HB Section <u>3.025</u>

1. CORE FINANCIAL SUMMARY

FY 2019 Budget Request					FY 2019 Governor's Recommendation						
	GR	Federal	Other	Total	E		GR	Federal	Other	Total	E
PS	0	38,806	0	38,806		PS	0	38,806	0	38,806	
EE	0	10,000	0	10,000		EE	0	10,000	0	10,000	
PSD	0	1,200,000	0	1,200,000		PSD	0	1,200,000	0	1,200,000	
TRF	0	0	0	0		TRF	0	0	0	0	
Total	0	1,248,806	0	1,248,806		Total	0	1,248,806	0	1,248,806	
FTE	0.00	1.00	0.00	1.00		FTE	0.00	1.00	0.00	1.00	
Est. Fringe	0	21,833	0	21,833		Est. Fringe	0	21,833	0	21,833	
<i>Note: Fringes budgeted in House Bill 5 except for certain fringes budgeted directly to MoDOT, Highway Patrol, and Conservation.</i>						<i>Note: Fringes budgeted in House Bill 5 except for certain fringes budgeted directly to MoDOT, Highway Patrol, and Conservation.</i>					

Other Funds:

Other Funds:

2. CORE DESCRIPTION

This program closes out in December 2018. The purpose of this No Child Left Behind (NCLB) program is to increase student achievement through strategies such as improving teacher and principal quality. Additionally, this program is to increase the number of highly qualified teachers in the classroom and highly qualified principals and assistant principals in schools and to hold schools accountable for improvements in student academic achievement.

In consultation with DESE, the DHE has made a strategic decision to use its funds to focus on professional development of Missouri's K-12 teachers in mathematics and science integrated with literacy. Thus, these funds will be awarded to projects designed by partnerships (partnerships will include higher education institutions, high needs local schools/school districts, and others) to improve mathematics and science education and literacy in grades K-12.

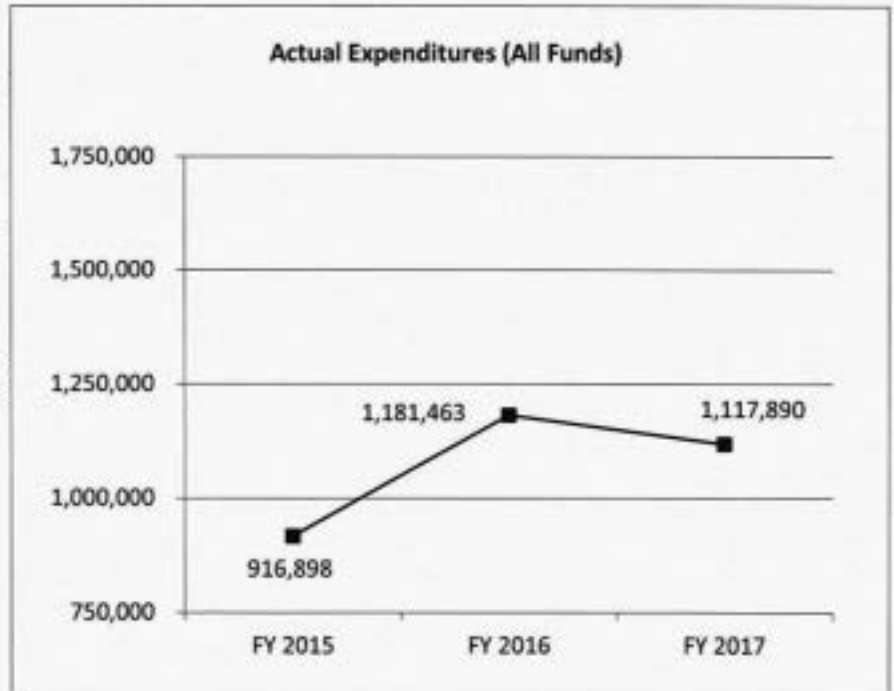
Department of Higher Education	Budget Unit <u>55615C</u>
Division of Coordination Administration	
Core - Improving Teacher Quality Grant	HB Section <u>3.025</u>

3. PROGRAM LISTING (list programs included in this core funding)

Improving Teacher Quality Grant

4. FINANCIAL HISTORY

	FY 2015 Actual	FY 2016 Actual	FY 2017 Actual	FY 2018 Current Yr.
Appropriation (All Funds)	1,783,795	1,783,999	1,248,806	1,248,806
Less Reverted (All Funds)	0	0	0	0
Less Restricted (All Funds)	0	0	0	0
Budget Authority (All Funds)	1,783,795	1,783,999	1,248,806	N/A
Actual Expenditures (All Funds)	916,898	1,181,463	1,117,890	N/A
Unexpended (All Funds)	866,897	602,536	130,916	N/A
Unexpended, by Fund:				
General Revenue	0	0	0	N/A
Federal	866,897	602,536	130,916	N/A
Other	0	0	0	N/A



Reverted includes the statutory three-percent reserve amount (when applicable).

Restricted includes any Governor's Expenditure Restrictions which remained at the end of the fiscal year (when applicable).

NOTES:

CORE RECONCILIATION DETAIL

STATE
 IMPROVING TEACHER QUALITY GRT

5. CORE RECONCILIATION DETAIL

	Budget Class	FTE	GR	Federal	Other	Total	Explanation
TAFP AFTER VETOES							
	PS	1.00	0	38,806	0	38,806	
	EE	0.00	0	10,000	0	10,000	
	PD	0.00	0	1,200,000	0	1,200,000	
	Total	1.00	0	1,248,806	0	1,248,806	
DEPARTMENT CORE REQUEST							
	PS	1.00	0	38,806	0	38,806	
	EE	0.00	0	10,000	0	10,000	
	PD	0.00	0	1,200,000	0	1,200,000	
	Total	1.00	0	1,248,806	0	1,248,806	
GOVERNOR'S RECOMMENDED CORE							
	PS	1.00	0	38,806	0	38,806	
	EE	0.00	0	10,000	0	10,000	
	PD	0.00	0	1,200,000	0	1,200,000	
	Total	1.00	0	1,248,806	0	1,248,806	

DECISION ITEM SUMMARY

Budget Unit									
Decision Item	FY 2017	FY 2017	FY 2018	FY 2018	FY 2019	FY 2019	FY 2019	FY 2019	FY 2019
Budget Object Summary	ACTUAL	ACTUAL	BUDGET	BUDGET	DEPT REQ	DEPT REQ	GOV REC	GOV REC	GOV REC
Fund	DOLLAR	FTE	DOLLAR	FTE	DOLLAR	FTE	DOLLAR	FTE	DOLLAR
IMPROVING TEACHER QUALITY GRT									
CORE									
PERSONAL SERVICES									
DEPT HIGHER EDUCATION	28,565	0.55	38,806	1.00	38,806	1.00	38,806	1.00	38,806
TOTAL - PS	28,565	0.55	38,806	1.00	38,806	1.00	38,806	1.00	38,806
EXPENSE & EQUIPMENT									
DEPT HIGHER EDUCATION	4,250	0.00	10,000	0.00	10,000	0.00	10,000	0.00	10,000
TOTAL - EE	4,250	0.00	10,000	0.00	10,000	0.00	10,000	0.00	10,000
PROGRAM-SPECIFIC									
DEPT HIGHER EDUCATION	1,085,075	0.00	1,200,000	0.00	1,200,000	0.00	1,200,000	0.00	1,200,000
TOTAL - PD	1,085,075	0.00	1,200,000	0.00	1,200,000	0.00	1,200,000	0.00	1,200,000
TOTAL	1,117,890	0.55	1,248,806	1.00	1,248,806	1.00	1,248,806	1.00	1,248,806
Pay Plan - 0000012									
PERSONAL SERVICES									
DEPT HIGHER EDUCATION	0	0.00	0	0.00	0	0.00	651	0.00	651
TOTAL - PS	0	0.00	0	0.00	0	0.00	651	0.00	651
TOTAL	0	0.00	0	0.00	0	0.00	651	0.00	651
GRAND TOTAL	\$1,117,890	0.55	\$1,248,806	1.00	\$1,248,806	1.00	\$1,249,457	1.00	\$1,249,457

DECISION ITEM DETAIL

Budget Unit	FY 2017	FY 2017	FY 2018	FY 2018	FY 2019	FY 2019	FY 2019	FY 2019
Decision Item	ACTUAL	ACTUAL	BUDGET	BUDGET	DEPT REQ	DEPT REQ	GOV REC	GOV REC
Budget Object Class	DOLLAR	FTE	DOLLAR	FTE	DOLLAR	FTE	DOLLAR	FTE
IMPROVING TEACHER QUALITY GRT								
CORE								
SENIOR ASSOCIATE	22,419	0.42	31,362	0.75	31,362	0.75	31,362	0.75
PROGRAM SPECIALIST	2,439	0.08	7,444	0.25	7,444	0.25	7,444	0.25
ASSIST COMMISSIONER	3,707	0.05	0	0.00	0	0.00	0	0.00
TOTAL - PS	28,565	0.55	38,806	1.00	38,806	1.00	38,806	1.00
TRAVEL, IN-STATE	429	0.00	1,700	0.00	1,700	0.00	1,700	0.00
TRAVEL, OUT-OF-STATE	2,107	0.00	4,000	0.00	4,000	0.00	4,000	0.00
FUEL & UTILITIES	0	0.00	50	0.00	50	0.00	50	0.00
SUPPLIES	70	0.00	1,300	0.00	1,300	0.00	1,300	0.00
PROFESSIONAL DEVELOPMENT	1,644	0.00	1,000	0.00	1,000	0.00	1,000	0.00
COMMUNICATION SERV & SUPP	0	0.00	100	0.00	100	0.00	100	0.00
PROFESSIONAL SERVICES	0	0.00	1,500	0.00	1,500	0.00	1,500	0.00
HOUSEKEEPING & JANITORIAL SERV	0	0.00	50	0.00	50	0.00	50	0.00
M&R SERVICES	0	0.00	50	0.00	50	0.00	50	0.00
MOTORIZED EQUIPMENT	0	0.00	50	0.00	50	0.00	50	0.00
OFFICE EQUIPMENT	0	0.00	25	0.00	25	0.00	25	0.00
OTHER EQUIPMENT	0	0.00	25	0.00	25	0.00	25	0.00
PROPERTY & IMPROVEMENTS	0	0.00	25	0.00	25	0.00	25	0.00
BUILDING LEASE PAYMENTS	0	0.00	50	0.00	50	0.00	50	0.00
EQUIPMENT RENTALS & LEASES	0	0.00	50	0.00	50	0.00	50	0.00
MISCELLANEOUS EXPENSES	0	0.00	25	0.00	25	0.00	25	0.00
TOTAL - EE	4,250	0.00	10,000	0.00	10,000	0.00	10,000	0.00
PROGRAM DISTRIBUTIONS	1,083,385	0.00	1,200,000	0.00	1,200,000	0.00	1,200,000	0.00
REFUNDS	1,690	0.00	0	0.00	0	0.00	0	0.00
TOTAL - PD	1,085,075	0.00	1,200,000	0.00	1,200,000	0.00	1,200,000	0.00
GRAND TOTAL	\$1,117,890	0.55	\$1,248,806	1.00	\$1,248,806	1.00	\$1,248,806	1.00
GENERAL REVENUE	\$0	0.00	\$0	0.00	\$0	0.00	\$0	0.00
FEDERAL FUNDS	\$1,117,890	0.55	\$1,248,806	1.00	\$1,248,806	1.00	\$1,248,806	1.00
OTHER FUNDS	\$0	0.00	\$0	0.00	\$0	0.00	\$0	0.00

PROGRAM DESCRIPTION

Department of Higher Education HB Section(s): 3.025
 Improving Teacher Quality Grant

Program is found in the following core budget(s): Improving Teacher Quality Grant

1a. What strategic priority does this program address?
 Improving classroom teaching in core subject areas.

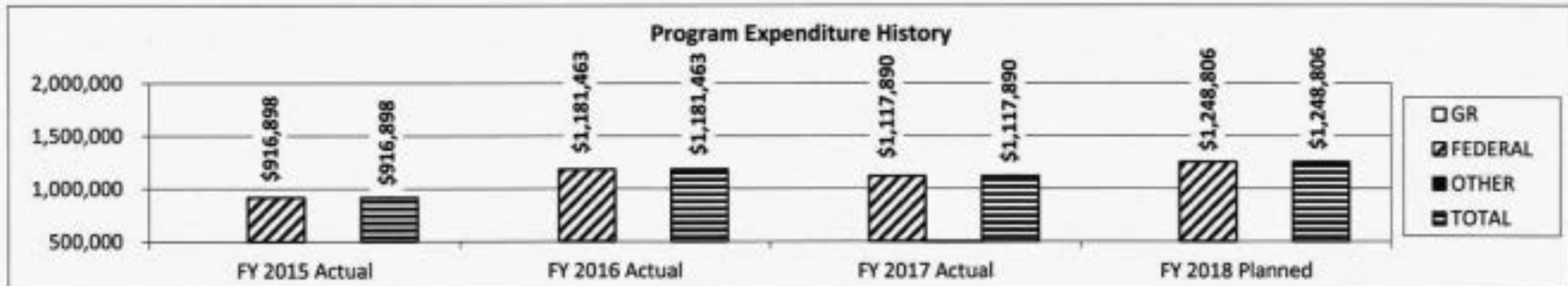
1b. What does this program do?
 This program focuses on professional development of Missouri's K-12 teachers in core subject areas. These funds will be awarded to projects designed by partnerships between colleges of education, colleges of arts and sciences, and high-need K-12 schools to improve student learning in grades K-12. Each year, a request for proposal specifies which core subjects and grade levels will be involved in that cycle.

2. What is the authorization for this program, i.e., federal or state statute, etc.? (Include the federal program number, if applicable.)
 Section 173.050(2), RSMo; Title II, Part A, of the Elementary and Secondary Education Act: No Child Left Behind Act of 2001, Public Law 107-110.

3. Are there federal matching requirements? If yes, please explain.
 No

4. Is this a federally mandated program? If yes, please explain.
 Yes, federal funds are allocated to the states under Title II Part A of the Elementary and Secondary Education Act (also known as the No Child Left Behind Act of 2001) to enhance professional development of K-12 teachers in core subjects.

5. Provide actual expenditures for the prior three fiscal years and planned expenditures for the current fiscal year.



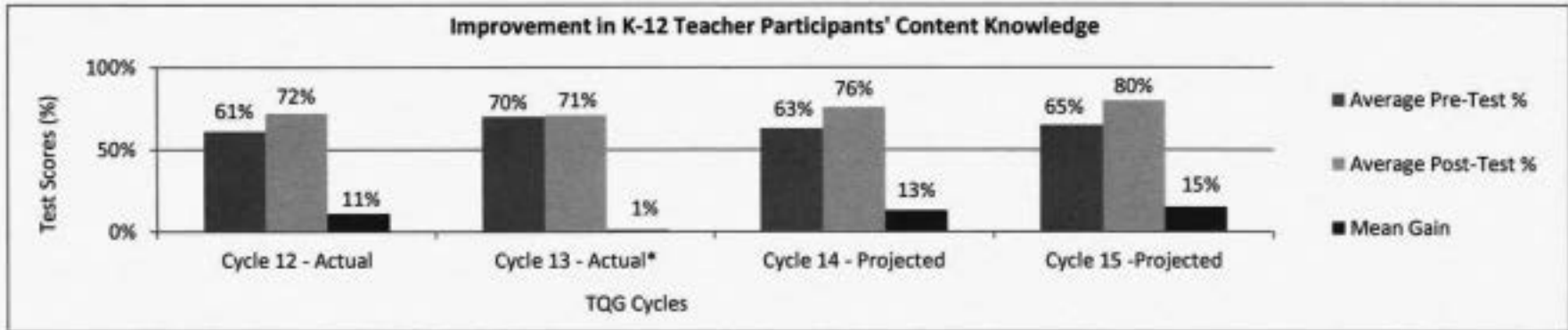
6. What are the sources of the "Other" funds?
 N/A

PROGRAM DESCRIPTION

Department of Higher Education HB Section(s): 3.025
 Improving Teacher Quality Grant
 Program is found in the following core budget(s): Improving Teacher Quality Grant

7a. Provide an effectiveness measure.

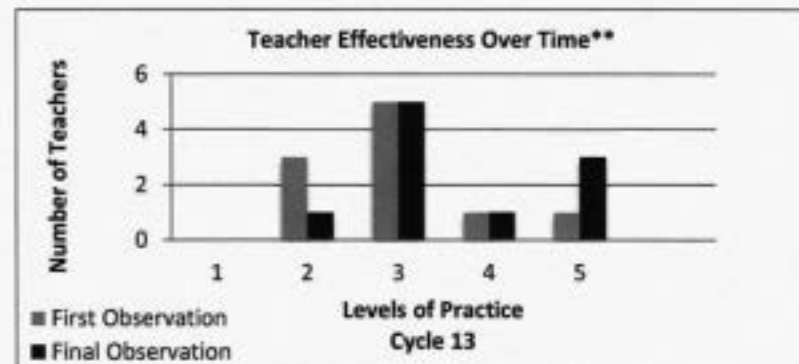
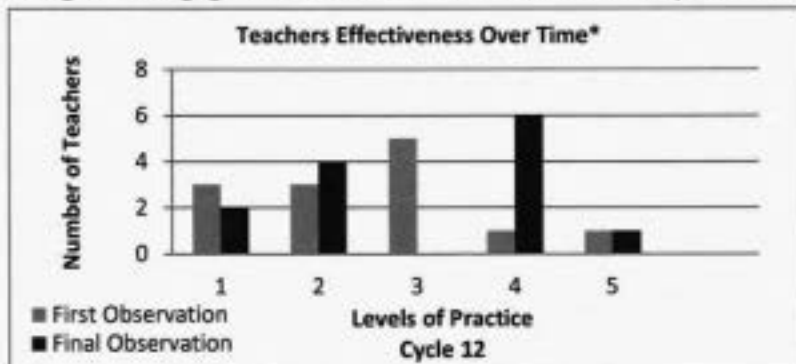
Percent of improvement in K-12 teacher participants' content knowledge (as measured by project specific pre-test and post-test scores)



Actual results based on content knowledge pre- and post-tests administered to teacher participants.

*Cycle 13 scores: The small mean gain is reflective of the overall high pre-test scores and teachers continued experience in the projects

Change in Pedagogical Practices Over Time as Measured by Trained Observers



Change in pedagogical practice measured at three points and based on 5 levels of practice: 1 = ineffective instruction, 2 = elements of effective instruction, 3 = beginning stages of effective instruction, 4 = accomplished, effective instruction, 5 = exemplary instruction / reporting only first and final observations

*13 teachers were observed, which reflects a representative sample of the group in terms of experience, school setting, content focus and grade level..

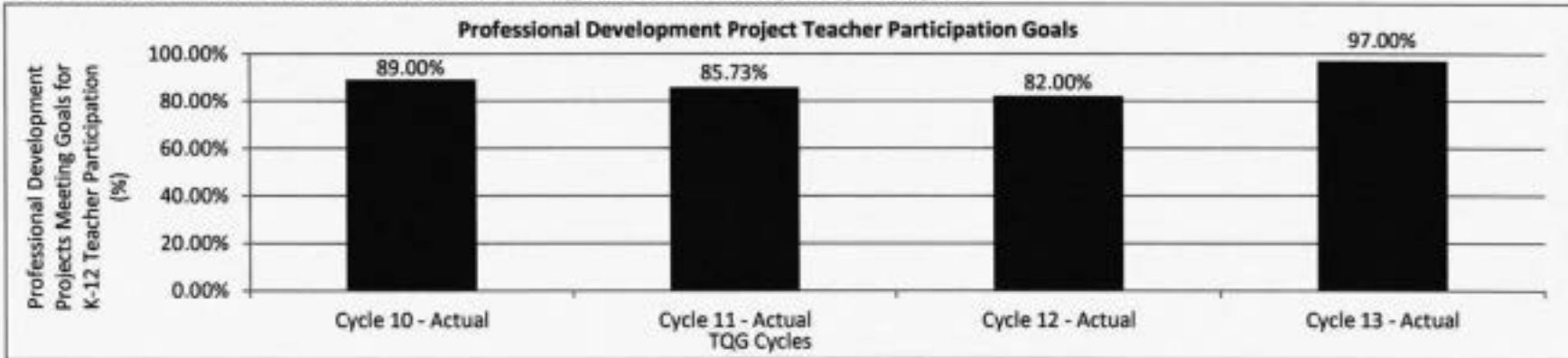
**10 teachers were observed, which reflects a representative sample of the group in terms of experience, school setting, content focus and grade level.

PROGRAM DESCRIPTION

Department of Higher Education HB Section(s): 3.025
 Improving Teacher Quality Grant
 Program is found in the following core budget(s): Improving Teacher Quality Grant

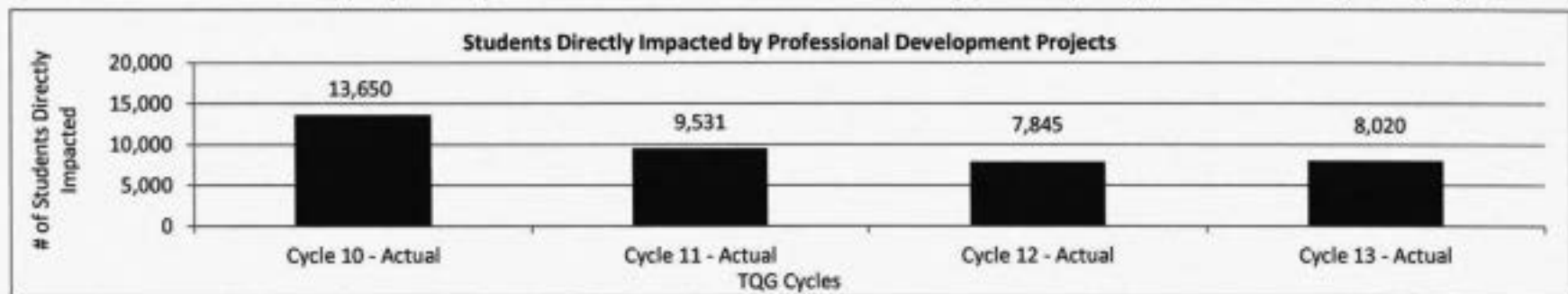
7b. Provide an efficiency measure.

Percent of professional development projects meeting their K-12 teacher participation goals



7c. Provide the number of clients/individuals served, if applicable.

Number of K-12 students directly impacted by the enrollment of K-12 teachers in improving teacher quality professional development projects



Direct impact reflects number of students in classes of professional development teacher participants.

Cycle 10 number of students partly due to less secondary teacher involvement

Cycle 11 numbers due to variation in grade level and proportions of larger or smaller schools over time

Cycle 12 numbers due to variation in grade levels and consequent possible number of students teachers could impact

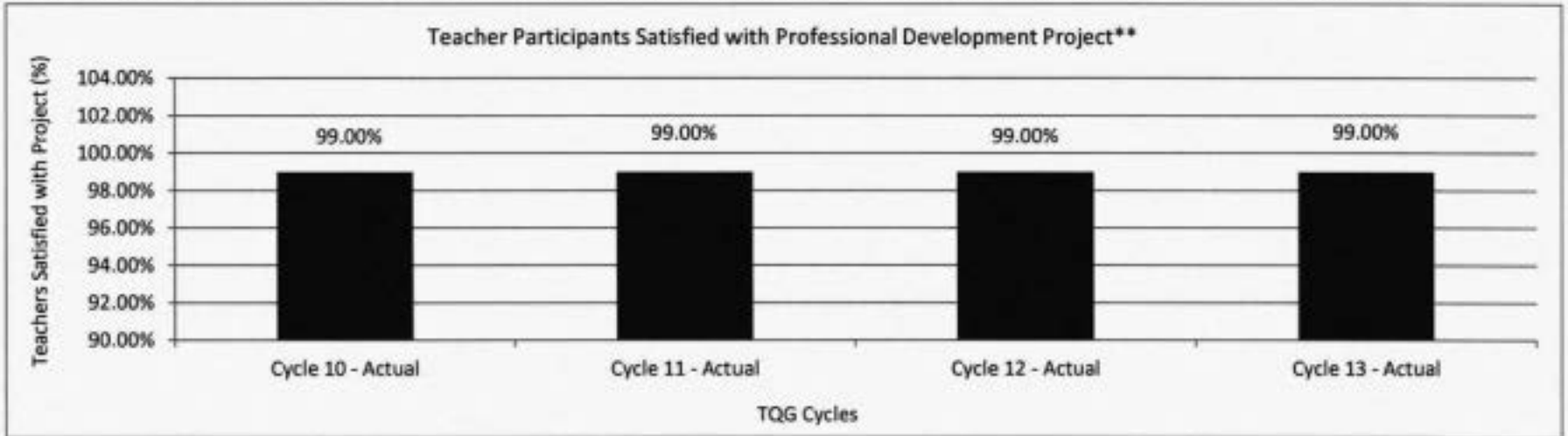
Cycle 13 increase in numbers due to variation in grade levels and consequent possible number of students teachers could impact

PROGRAM DESCRIPTION

Department of Higher Education HB Section(s): 3.025
 Improving Teacher Quality Grant
 Program is found in the following core budget(s): Improving Teacher Quality Grant

7d. Provide a customer satisfaction measure, if available.

Percent of K-12 teacher participants indicating satisfaction with participation in an improving teacher quality professional development project



**Data based on participant responses during interviews and site visits

CORE DECISION ITEM

Department of Higher Education	Budget Unit <u>55617C</u>
Division of Coordination Administration	
Core - Statewide Student Web Portal	HB Section <u>3.026</u>

1. CORE FINANCIAL SUMMARY

	FY 2019 Budget Request			
	GR	Federal	Other	Total
PS	0	0	0	0
EE	0	0	400,000	400,000
PSD	0	0	100,000	100,000
Total	0	0	500,000	500,000
FTE	0.00	0.00	0.00	0.00

<i>Est. Fringe</i>	0	0	0	0
--------------------	---	---	---	---

Note: Fringes budgeted in House Bill 5 except for certain fringes budgeted directly to MoDOT, Highway Patrol, and Conservation.

Other Funds: Guaranty Agency Operating Fund (0880)

	FY 2019 Governor's Recommendation			
	GR	Federal	Other	Total
PS	0	0	0	0
EE	0	0	400,000	400,000
PSD	0	0	100,000	100,000
Total	0	0	500,000	500,000
FTE	0.00	0.00	0.00	0.00

<i>Est. Fringe</i>	0	0	0	0
--------------------	---	---	---	---

Note: Fringes budgeted in House Bill 5 except for certain fringes budgeted directly to MoDOT, Highway Patrol, and Conservation.

Other Funds: Guaranty Agency Operating Fund (0880)

2. CORE DESCRIPTION

Pursuant to SB 997 (2016), the Department of Higher Education is required to establish and operate a website containing information about public and private institutions of higher education that is intended to provide students with access to resources about higher education, including academic programs available, financial aid, and credit transfer. The information must be available to the public and accessible from various electronic communication devices.

This appropriation would cover the costs associated with the development, deployment, and initial operation of the mandated website.

CORE DECISION ITEM

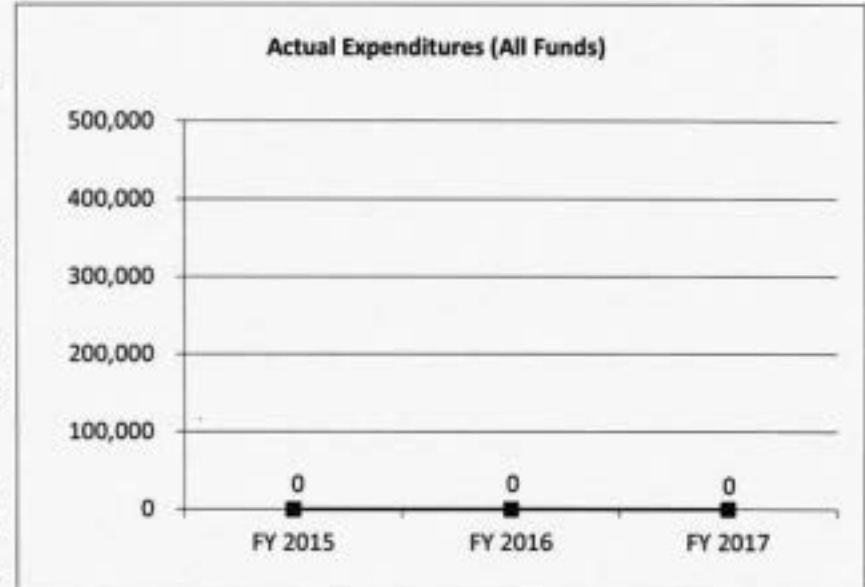
<u>Department of Higher Education</u>	Budget Unit <u>55617C</u>
<u>Division of Coordination Administration</u>	
<u>Core - Statewide Student Web Portal</u>	HB Section <u>3.026</u>

3. PROGRAM LISTING (list programs included in this core funding)

Statewide Student Web Portal

4. FINANCIAL HISTORY

	<u>FY 2015 Actual</u>	<u>FY 2016 Actual</u>	<u>FY 2017 Actual</u>	<u>FY 2018 Current Yr.</u>
Appropriation (All Funds)	0	0	500,000	500,000
Less Reverted (All Funds)	0	0	0	0
Less Restricted (All Funds)	0	0	(500,000)	0
Budget Authority (All Funds)	0	0	0	N/A
Actual Expenditures (All Funds)	0	0	0	N/A
Unexpended (All Funds)	0	0	0	N/A
Unexpended, by Fund:				
General Revenue	0	0	0	N/A
Federal	0	0	0	N/A
Other	0	0	0	N/A



Reverted includes the statutory three-percent reserve amount (when applicable).

Restricted includes any Governor's Expenditure Restrictions which remained at the end of the fiscal year (when applicable).

NOTES:

CORE RECONCILIATION DETAIL

STATE
STATE-WIDE STUDENT WEB PORTAL

5. CORE RECONCILIATION DETAIL

	Budget Class	FTE	GR	Federal	Other	Total	Explanation
TAFP AFTER VETOES							
	EE	0.00	0	0	400,000	400,000	
	PD	0.00	0	0	100,000	100,000	
	Total	0.00	0	0	500,000	500,000	
DEPARTMENT CORE REQUEST							
	EE	0.00	0	0	400,000	400,000	
	PD	0.00	0	0	100,000	100,000	
	Total	0.00	0	0	500,000	500,000	
GOVERNOR'S RECOMMENDED CORE							
	EE	0.00	0	0	400,000	400,000	
	PD	0.00	0	0	100,000	100,000	
	Total	0.00	0	0	500,000	500,000	

DECISION ITEM SUMMARY

Budget Unit									
Decision Item	FY 2017	FY 2017	FY 2018	FY 2018	FY 2019	FY 2019	FY 2019	FY 2019	FY 2019
Budget Object Summary	ACTUAL	ACTUAL	BUDGET	BUDGET	DEPT REQ	DEPT REQ	GOV REC	GOV REC	GOV REC
Fund	DOLLAR	FTE	DOLLAR	FTE	DOLLAR	FTE	DOLLAR	FTE	DOLLAR
STATE-WIDE STUDENT WEB PORTAL									
CORE									
EXPENSE & EQUIPMENT									
GUARANTY AGENCY OPERATING	0	0.00	400,000	0.00	400,000	0.00	400,000	0.00	400,000
TOTAL - EE	0	0.00	400,000	0.00	400,000	0.00	400,000	0.00	400,000
PROGRAM-SPECIFIC									
GUARANTY AGENCY OPERATING	0	0.00	100,000	0.00	100,000	0.00	100,000	0.00	100,000
TOTAL - PD	0	0.00	100,000	0.00	100,000	0.00	100,000	0.00	100,000
TOTAL	0	0.00	500,000	0.00	500,000	0.00	500,000	0.00	500,000
GRAND TOTAL	\$0	0.00	\$500,000	0.00	\$500,000	0.00	\$500,000	0.00	0.00

DECISION ITEM DETAIL

Budget Unit	FY 2017	FY 2017	FY 2018	FY 2018	FY 2019	FY 2019	FY 2019	FY 2019
Decision Item	ACTUAL	ACTUAL	BUDGET	BUDGET	DEPT REQ	DEPT REQ	GOV REC	GOV REC
Budget Object Class	DOLLAR	FTE	DOLLAR	FTE	DOLLAR	FTE	DOLLAR	FTE
STATE-WIDE STUDENT WEB PORTAL								
CORE								
TRAVEL, IN-STATE	0	0.00	10,000	0.00	10,000	0.00	10,000	0.00
SUPPLIES	0	0.00	20,000	0.00	20,000	0.00	20,000	0.00
PROFESSIONAL SERVICES	0	0.00	360,000	0.00	360,000	0.00	360,000	0.00
MISCELLANEOUS EXPENSES	0	0.00	10,000	0.00	10,000	0.00	10,000	0.00
TOTAL - EE	0	0.00	400,000	0.00	400,000	0.00	400,000	0.00
PROGRAM DISTRIBUTIONS	0	0.00	100,000	0.00	100,000	0.00	100,000	0.00
TOTAL - PD	0	0.00	100,000	0.00	100,000	0.00	100,000	0.00
GRAND TOTAL	\$0	0.00	\$500,000	0.00	\$500,000	0.00	\$500,000	0.00
GENERAL REVENUE	\$0	0.00	\$0	0.00	\$0	0.00	\$0	0.00
FEDERAL FUNDS	\$0	0.00	\$0	0.00	\$0	0.00	\$0	0.00
OTHER FUNDS	\$0	0.00	\$500,000	0.00	\$500,000	0.00	\$500,000	0.00

Department of Higher Education HB Section(s): 3.026
 Statewide Student Web Portal
 Program is found in the following core budget(s): Division of Coordination Administration

1a. What strategic priority does this program address?
 Increase accessibility to higher education resources

1. What does this program do?

Pursuant to SB 997 (2016), the Department of Higher Education is required to establish and operate a website containing information about public and private institutions of higher education that is intended to provide students with access to resources about higher education, including academic programs available, financial aid, and credit transfer. The information must be available to the public and accessible from various electronic communication devices.


This appropriation would cover the costs associated with the development, deployment, and initial operation of the mandated website.

2. What is the authorization for this program, i.e., federal or state statute, etc.? (Include the federal program number, if applicable.)
 Senate Bill 997 (2016)

3. Are there federal matching requirements? If yes, please explain.
 No

4. Is this a federally mandated program? If yes, please explain.
 No

5. Provide actual expenditures for the prior three fiscal years and planned expenditures for the current fiscal year.



*Net of full expenditure restriction

6. What are the sources of the "Other" funds?
 N/A

Department of Higher Education _____

HB Section(s): 3.026

Statewide Student Web Portal _____

Program is found in the following core budget(s): Division of Coordination Administration

Planning for the Statewide Student Web Portal is in its initial stage. Base and stretch targets have not been established. Once implementation of the portal occurs, potential targets could include those listed in 7a - 7d.

7a. Provide an effectiveness measure.

1. Number of individuals accessing the site.
2. Number of Missouri institutions within information on the website.

7b. Provide an efficiency measure.

1. Reduction in the number of contacts with the MDHE relating to problems with state student aid and credit transfer.

7c. Provide the number of clients/individuals served, if applicable.

1. Number of individuals establishing login credentials and accessing the website.

7d. Provide a customer satisfaction measure, if available.

1. Number of respondents to user survey satisfied or very satisfied with the website.

CORE DECISION ITEM

Department of Higher Education	Budget Unit	<u>55625C</u>
Division of Coordination Administration		
Core - New Federal Grants and Donations	HB Section	<u>3.030</u>

1. CORE FINANCIAL SUMMARY

	FY 2019 Budget Request						FY 2019 Governor's Recommendation				
	GR	Federal	Other	Total	E		GR	Federal	Other	Total	E
PS	0	0	0	0	0	PS	0	0	0	0	
EE	0	999,000	0	999,000		EE	0	0	999,000	999,000	
PSD	0	1,000	0	1,000		PSD	0	0	1,000	1,000	
Total	0	1,000,000	0	1,000,000		Total	0	0	1,000,000	1,000,000	
FTE	0.00	0.00	0.00	0.00		FTE	0.00	0.00	0.00	0.00	

<i>Est. Fringe</i>	0	0	0	0
<i>Note: Fringes budgeted in House Bill 5 except for certain fringes budgeted directly to MoDOT, Highway Patrol, and Conservation.</i>				

<i>Est. Fringe</i>	0	0	0	0
<i>Note: Fringes budgeted in House Bill 5 except for certain fringes budgeted directly to MoDOT, Highway Patrol, and Conservation.</i>				

Other Funds:

Other Funds:

2. CORE DESCRIPTION

This core request for a federal funds appropriation of \$1,000,000 is the holding place for new federal grants as they become available to the department.

This appropriation supports the Department's research and other public policy initiatives related to: (1) academic program, quality, and effectiveness (increased educational attainment, student success, transfer and articulation, efficiency); (2) linked longitudinal administrative data to support public policy research related to student enrollment and completion patterns, participation in beyond high school education and training programs; (3) integrating state financing policies for higher education (institutional appropriations, tuition and fees, and student financial aid); and (4) the impact of institutional, state, and federal student financial aid on student participation and success in beyond high school education and training programs, and successful participation in the state's labor force, especially for low-income, first-generation, minority and working adult students.

CORE DECISION ITEM

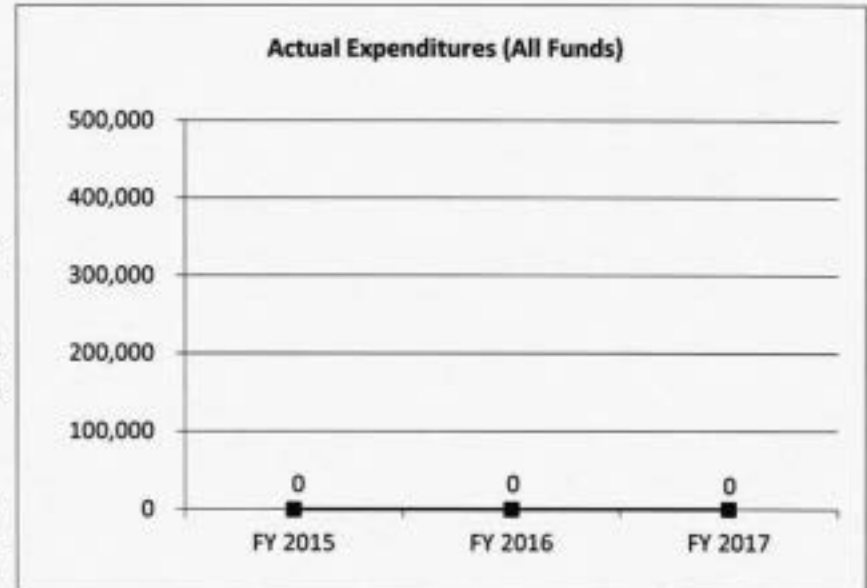
<u>Department of Higher Education</u>	Budget Unit <u>55625C</u>
<u>Division of Coordination Administration</u>	
<u>Core - New Federal Grants and Donations</u>	HB Section <u>3.030</u>

3. PROGRAM LISTING (list programs included in this core funding)

New Federal Grants and Donations

4. FINANCIAL HISTORY

	FY 2015 Actual	FY 2016 Actual	FY 2017 Actual	FY 2018 Current Yr.
Appropriation (All Funds)	1,000,000	1,876,000	1,000,000	1,000,000
Less Reverted (All Funds)	0	0	0	0
Less Restricted (All Funds)	0	0	0	0
Budget Authority (All Funds)	1,000,000	1,876,000	1,000,000	N/A
Actual Expenditures (All Funds)	0	0	0	N/A
Unexpended (All Funds)	1,000,000	1,876,000	1,000,000	N/A
Unexpended, by Fund:				
General Revenue	0	0	0	N/A
Federal	1,000,000	1,876,000	1,000,000	N/A
Other	0	0	0	N/A



Reverted includes the statutory three-percent reserve amount (when applicable).

Restricted includes any Governor's Expenditure Restrictions which remained at the end of the fiscal year (when applicable).

NOTES:

CORE RECONCILIATION DETAIL

STATE

FEDERAL GRANTS & DONATIONS

5. CORE RECONCILIATION DETAIL

	Budget Class	FTE	GR	Federal	Other	Total	Explanation
TAFP AFTER VETOES							
	EE	0.00	0	999,000	0	999,000	
	PD	0.00	0	1,000	0	1,000	
	Total	0.00	0	1,000,000	0	1,000,000	
DEPARTMENT CORE REQUEST							
	EE	0.00	0	999,000	0	999,000	
	PD	0.00	0	1,000	0	1,000	
	Total	0.00	0	1,000,000	0	1,000,000	
GOVERNOR'S RECOMMENDED CORE							
	EE	0.00	0	999,000	0	999,000	
	PD	0.00	0	1,000	0	1,000	
	Total	0.00	0	1,000,000	0	1,000,000	

DECISION ITEM SUMMARY

Budget Unit	FY 2017	FY 2017	FY 2018	FY 2018	FY 2019	FY 2019	FY 2019	FY 2019
Decision Item	ACTUAL	ACTUAL	BUDGET	BUDGET	DEPT REQ	DEPT REQ	GOV REC	GOV REC
Budget Object Summary	DOLLAR	FTE	DOLLAR	FTE	DOLLAR	FTE	DOLLAR	FTE
Fund								
FEDERAL GRANTS & DONATIONS								
CORE								
EXPENSE & EQUIPMENT								
DEPT HIGHER EDUCATION	0	0.00	999,000	0.00	999,000	0.00	999,000	0.00
TOTAL - EE	0	0.00	999,000	0.00	999,000	0.00	999,000	0.00
PROGRAM-SPECIFIC								
DEPT HIGHER EDUCATION	0	0.00	1,000	0.00	1,000	0.00	1,000	0.00
TOTAL - PD	0	0.00	1,000	0.00	1,000	0.00	1,000	0.00
TOTAL	0	0.00	1,000,000	0.00	1,000,000	0.00	1,000,000	0.00
GRAND TOTAL	\$0	0.00	\$1,000,000	0.00	\$1,000,000	0.00	\$1,000,000	0.00

DECISION ITEM DETAIL

Budget Unit	FY 2017	FY 2017	FY 2018	FY 2018	FY 2019	FY 2019	FY 2019	FY 2019
Decision Item	ACTUAL	ACTUAL	BUDGET	BUDGET	DEPT REQ	DEPT REQ	GOV REC	GOV REC
Budget Object Class	DOLLAR	FTE	DOLLAR	FTE	DOLLAR	FTE	DOLLAR	FTE
FEDERAL GRANTS & DONATIONS								
CORE								
TRAVEL, IN-STATE	0	0.00	1,000	0.00	1,000	0.00	1,000	0.00
TRAVEL, OUT-OF-STATE	0	0.00	1,000	0.00	1,000	0.00	1,000	0.00
FUEL & UTILITIES	0	0.00	1,000	0.00	1,000	0.00	1,000	0.00
SUPPLIES	0	0.00	1,000	0.00	1,000	0.00	1,000	0.00
PROFESSIONAL DEVELOPMENT	0	0.00	1,000	0.00	1,000	0.00	1,000	0.00
COMMUNICATION SERV & SUPP	0	0.00	1,000	0.00	1,000	0.00	1,000	0.00
PROFESSIONAL SERVICES	0	0.00	988,995	0.00	988,995	0.00	988,995	0.00
HOUSEKEEPING & JANITORIAL SERV	0	0.00	1,000	0.00	1,000	0.00	1,000	0.00
M&R SERVICES	0	0.00	1,000	0.00	1,000	0.00	1,000	0.00
MOTORIZED EQUIPMENT	0	0.00	1	0.00	1	0.00	1	0.00
OFFICE EQUIPMENT	0	0.00	1	0.00	1	0.00	1	0.00
OTHER EQUIPMENT	0	0.00	1	0.00	1	0.00	1	0.00
PROPERTY & IMPROVEMENTS	0	0.00	1	0.00	1	0.00	1	0.00
BUILDING LEASE PAYMENTS	0	0.00	1,000	0.00	1,000	0.00	1,000	0.00
EQUIPMENT RENTALS & LEASES	0	0.00	1	0.00	1	0.00	1	0.00
MISCELLANEOUS EXPENSES	0	0.00	1,000	0.00	1,000	0.00	1,000	0.00
TOTAL - EE	0	0.00	999,000	0.00	999,000	0.00	999,000	0.00
PROGRAM DISTRIBUTIONS	0	0.00	1,000	0.00	1,000	0.00	1,000	0.00
TOTAL - PD	0	0.00	1,000	0.00	1,000	0.00	1,000	0.00
GRAND TOTAL	\$0	0.00	\$1,000,000	0.00	\$1,000,000	0.00	\$1,000,000	0.00
GENERAL REVENUE	\$0	0.00	\$0	0.00	\$0	0.00	\$0	0.00
FEDERAL FUNDS	\$0	0.00	\$1,000,000	0.00	\$1,000,000	0.00	\$1,000,000	0.00
OTHER FUNDS	\$0	0.00	\$0	0.00	\$0	0.00	\$0	0.00

Department of Higher Education HB Section(s): 3.030
 New Federal Grants and Donations
 Program is found in the following core budget(s): New Federal Grants and Donations

1a. What strategic priority does this program address?

Assists the MDHE with fulfilling its statutory requirements.

1b. What does this program do?

This program provides a holding place for new federal grants as they become available to the department.

This appropriation supports the Department's research and other public policy initiatives related to: (1) academic program, quality, and effectiveness (increased educational attainment, student success, transfer and articulation, efficiency); (2) linked longitudinal administrative data to support public policy research related to student enrollment and completion patterns, participation in beyond high school education and training programs; (3) integrating state financing policies for higher education (institutional appropriations, tuition and fees, and student financial aid); and (4) the impact of institutional, state, and federal student financial aid on student participation and success in beyond high school education and training programs, and successful participation in the state's labor force, especially for low-income, first-generation, minority and working adult students.

2. What is the authorization for this program, i.e., federal or state statute, etc.? (Include the federal program number, if applicable.)

Chapter 172, 173, 174, and 178, RSMo

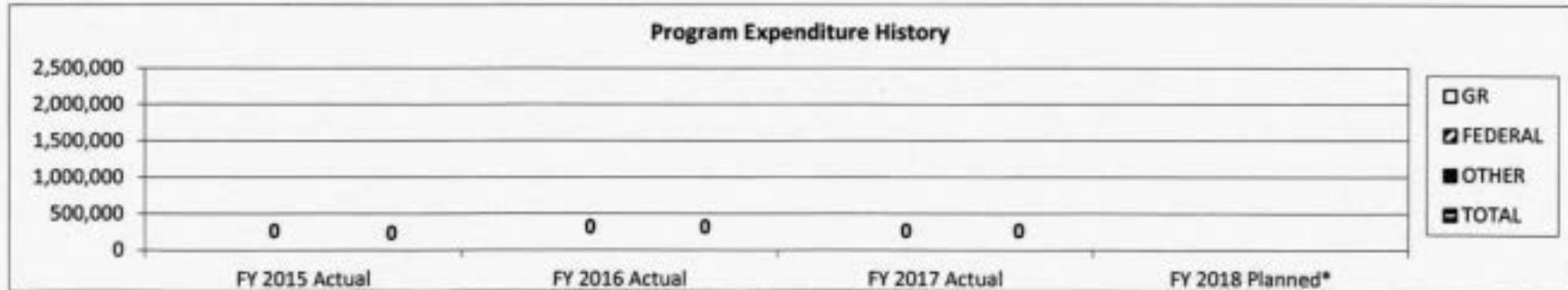
3. Are there federal matching requirements? If yes, please explain.

No

4. Is this a federally mandated program? If yes, please explain.

No

5. Provide actual expenditures for the prior three fiscal years and planned expenditures for the current fiscal year.



*Planned expenditures are unknown at this time

6. What are the sources of the "Other" funds?

N/A

PROGRAM DESCRIPTION

Department of Higher Education	HB Section(s): <u>3.030</u>
New Federal Grants and Donations	
Program is found in the following core budget(s): New Federal Grants and Donations	
7a. Provide an effectiveness measure. N/A	
7b. Provide an efficiency measure. N/A	
7c. Provide the number of clients/individuals served, if applicable. N/A	
7d. Provide a customer satisfaction measure, if available. N/A	

Department of Higher Education	Budget Unit	55627C
Division of Coordination Administration		
Core - Other Grants/Donations	HB Section	3.035

1. CORE FINANCIAL SUMMARY

	FY 2019 Budget Request						FY 2019 Governor's Recommendation				
	GR	Federal	Other	Total	E		GR	Federal	Other	Total	E
PS	0	0	23,358	23,358		PS	0	0	0	0	
EE	0	0	12,000	12,000		EE	0	0	0	0	
PSD	0	0	53,000	53,000		PSD	0	0	0	0	
TRF	0	0	0	0		TRF	0	0	0	0	
Total	0	0	88,358	88,358		Total	0	0	0	0	
FTE	0.00	0.00	1.00	1.00		FTE	0.00	0.00	0.00	0.00	

<i>Est. Fringe</i>	0	0	17,245	17,245
--------------------	---	---	--------	--------

Note: Fringes budgeted in House Bill 5 except for certain fringes budgeted directly to MoDOT, Highway Patrol, and Conservation.

<i>Est. Fringe</i>	0	0	0	0
--------------------	---	---	---	---

Note: Fringes budgeted in House Bill 5 except for certain fringes budgeted directly to MoDOT, Highway Patrol, and Conservation.

Other Funds: Institution Gift Trust Fund (0925)

Other Funds:

2. CORE DESCRIPTION

This appropriation provides MDHE with spending authority for non-federal grants.

Prior year grants included the Multi-State Collaborative for Military Credit (MCMC). Grant funds for MCMC will be fully utilized in FY 2018, thus a core reduction is being processed accordingly.

New information provided to the agency indicates that continued spending authority for the Multi-State Collaborative to Advance Learning Outcomes Assessment (MSC) grant will no longer be needed. The MSC was a project designed to provide meaningful evidence about how well students are achieving learning outcomes upon completion of general education coursework using common rubrics developed as part of the AAC&U LEAP Initiative (written communication, quantitative literacy, and critical thinking). Additional funding for the project will not be available, therefore a core reduction is being processed accordingly.

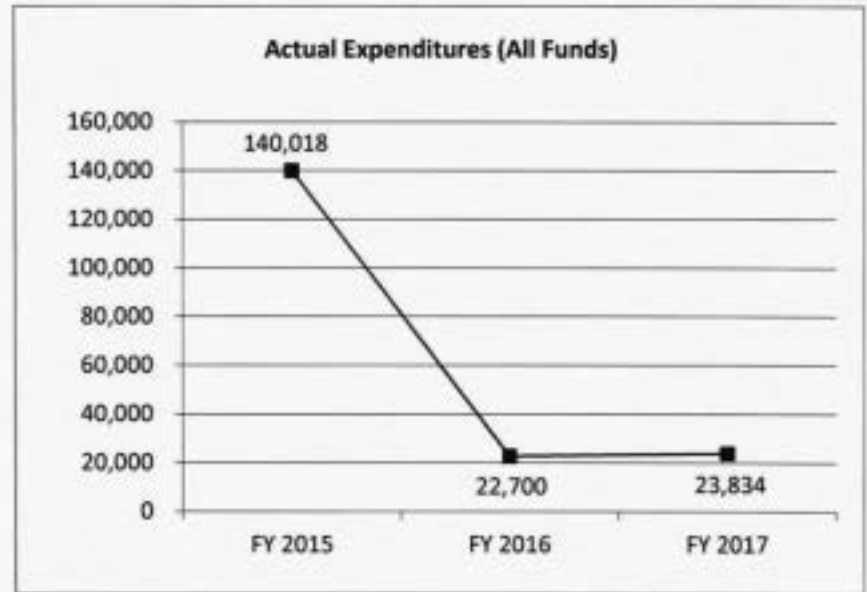
Department of Higher Education	Budget Unit	<u>55627C</u>
Division of Coordination Administration		
Core - Other Grants/Donations	HB Section	<u>3.035</u>

3. PROGRAM LISTING (list programs included in this core funding)

Other Grants and Donations

4. FINANCIAL HISTORY

	FY 2015 Actual	FY 2016 Actual	FY 2017 Actual	FY 2018 Current Yr.
Appropriation (All Funds)	218,109	97,900	258,358	98,358
Less Reverted (All Funds)	0	0	0	0
Less Restricted (All Funds)	0	0	(150,000)	0
Budget Authority (All Funds)	218,109	97,900	108,358	N/A
Actual Expenditures (All Funds)	140,018	22,700	23,834	N/A
Unexpended (All Funds)	78,091	75,200	84,524	N/A
Unexpended, by Fund:				
General Revenue	0	0	0	N/A
Federal	0	0	0	N/A
Other	78,091	75,200	84,524	N/A



Reverted includes the statutory three-percent reserve amount (when applicable).

Restricted includes any Governor's Expenditure Restrictions which remained at the end of the fiscal year (when applicable).

NOTES:

CORE RECONCILIATION DETAIL

STATE

GRANTS AND DONATIONS

5. CORE RECONCILIATION DETAIL

	Budget Class	FTE	GR	Federal	Other	Total	Explanation
TAFP AFTER VETOES							
	PS	1.00	0	0	23,358	23,358	
	EE	0.00	0	0	22,000	22,000	
	PD	0.00	0	0	53,000	53,000	
	Total	1.00	0	0	98,358	98,358	
DEPARTMENT CORE ADJUSTMENTS							
Core Reduction	879 9604	EE	0.00	0	0	(10,000)	(10,000) Reduction of authority due to grant being fully expended in FY18
NET DEPARTMENT CHANGES			0.00	0	0	(10,000)	(10,000)
DEPARTMENT CORE REQUEST							
	PS	1.00	0	0	23,358	23,358	
	EE	0.00	0	0	12,000	12,000	
	PD	0.00	0	0	53,000	53,000	
	Total	1.00	0	0	88,358	88,358	
GOVERNOR'S ADDITIONAL CORE ADJUSTMENTS							
Core Reduction	2010 8460	PS	(1.00)	0	0	(23,358)	(23,358)
Core Reduction	2010 8461	EE	0.00	0	0	(12,000)	(12,000)
Core Reduction	2010 8463	PD	0.00	0	0	(53,000)	(53,000)
NET GOVERNOR CHANGES			(1.00)	0	0	(88,358)	(88,358)
GOVERNOR'S RECOMMENDED CORE							
	PS	0.00	0	0	0	0	
	EE	0.00	0	0	0	0	

CORE RECONCILIATION DETAIL

STATE

GRANTS AND DONATIONS

5. CORE RECONCILIATION DETAIL

	Budget Class	FTE	GR	Federal	Other	Total	Explanation
GOVERNOR'S RECOMMENDED CORE							
	PD	0.00	0	0	0	0	
	Total	0.00	0	0	0	0	

DECISION ITEM SUMMARY

Budget Unit	FY 2017	FY 2017	FY 2018	FY 2018	FY 2019	FY 2019	FY 2019	FY 2019
Decision Item	ACTUAL	ACTUAL	BUDGET	BUDGET	DEPT REQ	DEPT REQ	GOV REC	GOV REC
Budget Object Summary	DOLLAR	FTE	DOLLAR	FTE	DOLLAR	FTE	DOLLAR	FTE
Fund								
GRANTS AND DONATIONS								
CORE								
PERSONAL SERVICES								
INSTITUTION GIFT TRUST	2,034	0.05	23,358	1.00	23,358	1.00	0	0.00
TOTAL - PS	2,034	0.05	23,358	1.00	23,358	1.00	0	0.00
EXPENSE & EQUIPMENT								
INSTITUTION GIFT TRUST	11,800	0.00	22,000	0.00	12,000	0.00	0	0.00
TOTAL - EE	11,800	0.00	22,000	0.00	12,000	0.00	0	0.00
PROGRAM-SPECIFIC								
INSTITUTION GIFT TRUST	10,000	0.00	53,000	0.00	53,000	0.00	0	0.00
TOTAL - PD	10,000	0.00	53,000	0.00	53,000	0.00	0	0.00
TOTAL	23,834	0.05	98,358	1.00	88,358	1.00	0	0.00
GRAND TOTAL	\$23,834	0.05	\$98,358	1.00	\$88,358	1.00	\$0	0.00

DECISION ITEM DETAIL

Budget Unit	FY 2017	FY 2017	FY 2018	FY 2018	FY 2019	FY 2019	FY 2019	FY 2019
Decision Item	ACTUAL	ACTUAL	BUDGET	BUDGET	DEPT REQ	DEPT REQ	GOV REC	GOV REC
Budget Object Class	DOLLAR	FTE	DOLLAR	FTE	DOLLAR	FTE	DOLLAR	FTE
GRANTS AND DONATIONS								
CORE								
RESEARCH ASSOCIATE II	0	0.00	3,080	0.10	3,080	0.10	0	0.00
RESEARCH ASSOCIATE III	2,034	0.05	16,728	0.70	16,728	0.70	0	0.00
RESEARCH ASSOCIATE I	0	0.00	1,530	0.10	1,530	0.10	0	0.00
SENIOR ASSOCIATE	0	0.00	2,040	0.10	2,040	0.10	0	0.00
TOTAL - PS	2,034	0.05	23,358	1.00	23,358	1.00	0	0.00
TRAVEL, IN-STATE	3,617	0.00	3,150	0.00	1,150	0.00	0	0.00
TRAVEL, OUT-OF-STATE	743	0.00	150	0.00	100	0.00	0	0.00
FUEL & UTILITIES	0	0.00	100	0.00	50	0.00	0	0.00
SUPPLIES	7,000	0.00	1,100	0.00	600	0.00	0	0.00
PROFESSIONAL DEVELOPMENT	0	0.00	200	0.00	100	0.00	0	0.00
COMMUNICATION SERV & SUPP	0	0.00	100	0.00	50	0.00	0	0.00
PROFESSIONAL SERVICES	0	0.00	550	0.00	250	0.00	0	0.00
HOUSEKEEPING & JANITORIAL SERV	0	0.00	100	0.00	50	0.00	0	0.00
M&R SERVICES	0	0.00	100	0.00	50	0.00	0	0.00
MOTORIZED EQUIPMENT	0	0.00	100	0.00	50	0.00	0	0.00
OFFICE EQUIPMENT	0	0.00	100	0.00	50	0.00	0	0.00
OTHER EQUIPMENT	0	0.00	100	0.00	50	0.00	0	0.00
PROPERTY & IMPROVEMENTS	0	0.00	100	0.00	50	0.00	0	0.00
BUILDING LEASE PAYMENTS	0	0.00	5,000	0.00	4,000	0.00	0	0.00
EQUIPMENT RENTALS & LEASES	0	0.00	1,150	0.00	900	0.00	0	0.00
MISCELLANEOUS EXPENSES	440	0.00	9,900	0.00	4,500	0.00	0	0.00
TOTAL - EE	11,800	0.00	22,000	0.00	12,000	0.00	0	0.00
PROGRAM DISTRIBUTIONS	10,000	0.00	52,900	0.00	52,900	0.00	0	0.00
REFUNDS	0	0.00	100	0.00	100	0.00	0	0.00
TOTAL - PD	10,000	0.00	53,000	0.00	53,000	0.00	0	0.00
GRAND TOTAL	\$23,834	0.05	\$98,358	1.00	\$88,358	1.00	\$0	0.00
GENERAL REVENUE	\$0	0.00	\$0	0.00	\$0	0.00		0.00
FEDERAL FUNDS	\$0	0.00	\$0	0.00	\$0	0.00		0.00
OTHER FUNDS	\$23,834	0.05	\$98,358	1.00	\$88,358	1.00		0.00

PROGRAM DESCRIPTION

Department of Higher Education

HB Section(s): 3.035

Other Grants/Donations - Multi-State Collaborative to Advance Learning Outcomes Assessment

Program is found in the following core budget(s): Other Grants/Donations

1a. What strategic priority does this program address?

CBHE Blueprint for Higher Education Goal 3: Quality

1b. What does this program do?

The Multi-State Collaborative to Advance Quality Student Learning is a thirteen-state initiative sponsored by the State Higher Education Executive Officers (SHEEO) Association and the Association of American Colleges and Universities (AAC&U). The MSC is designed to improve the quality of student learning by developing an approach to general education assessment that links learning outcomes to faculty instruction, actual curricula, and real student work. This approach balances the two most important purposes for assessing student learning outcomes: improving the teaching and learning process at the classroom level and demonstrating public accountability to higher education stakeholders. Student artifacts are evaluated using the written communication, quantitative reasoning, and critical thinking VALUE rubrics created as part of the AAC&U LEAP initiative. Faculty from participating institutions provide student artifacts for scoring and data analysis, in addition to attending training sessions (in person and online) and helping to score student artifacts from across the United States.

2. What is the authorization for this program, i.e., federal or state statute, etc.? (Include the federal program number, if applicable.)

Section 173.005.2(8), RSMo


3. Are there federal matching requirements? If yes, please explain.

No

4. Is this a federally mandated program? If yes, please explain.

No

5. Provide actual expenditures for the prior three fiscal years and planned expenditures for the current fiscal year.



PROGRAM DESCRIPTION

Department of Higher Education

HB Section(s): 3.035

Other Grants/Donations - Multi-State Collaborative to Advance Learning Outcomes Assessment

Program is found in the following core budget(s): Other Grants/Donations

6. What are the sources of the "Other " funds?

Institution Gift Trust Fund (0925)

7a. Provide an effectiveness measure.

This project, currently in its fourth year (Refinement Year), continues working to refine the project parameters such as modifying the type of artifacts collected, instructions for submission, and data collected. At the department level, the parameters used to measure the effectiveness of the program will be directed at increasing the number of new Missouri institutions participating in the initiative, retention of currently participating institutions, and increasing the total number of artifacts collected. Although there was a slight decrease in the number of participating institutions from last year (six participants in FY 16 and five participants in FY 17), there was an increase in the number of artifacts collected (882 collected in FY 16 and 897 collected in FY 17). The plan is to increase project participation overall by 50%--eight participating institutions with 1344 artifacts collected. **Stretch Goal: All public universities participating by 2019.**

7b. Provide an efficiency measure.

Efficiency will be measured in terms of processes used to recruit and retain project participants through a variety of means such as: training seminars, monthly meeting updates, and recruitment events. Over the life of the project (four years), over half of the participants involved when it first piloted have persisted through FY 17; the remainder of FY 17 participants have been involved in the project for at least two years.

7c. Provide the number of clients/individuals served, if applicable.

In its first full year of implementation (Implementation Year FY 15), six institutions participated and 1200 artifacts were collected. Year two (Demonstration Year FY16), eight institutions participated and 882 artifacts were collected. For Refinement Year (FY17), five institutions participated and 897 artifacts were collected.

7d. Provide a customer satisfaction measure, if available.

N/A

PROGRAM DESCRIPTION

Department of Higher Education HB Section(s): 3.035
 Other Grants/Donations - Multi-State Collaborative on Military Credit
 Program is found in the following core budget(s): Other Grants/Donations

1a. What strategic priority does this program address?

1b. What does this program do?

The Multi-State Collaborative on Military Credit (MCMC) is currently comprised of 13 states whose initiative is to identify policies and practices that will increase military service members' participation in and completion of postsecondary education. The MCMC's goal of putting military service members on an accelerated path towards a postsecondary credential also aligns with the efforts of the Midwestern Higher Education Compact and the Lumina Foundation.

2. What is the authorization for this program, i.e., federal or state statute, etc.? (Include the federal program number, if applicable.)

Section 173.1158.1 RSMo


3. Are there federal matching requirements? If yes, please explain.

No

4. Is this a federally mandated program? If yes, please explain.

No

5. Provide actual expenditures for the prior three fiscal years and planned expenditures for the current fiscal year.



PROGRAM DESCRIPTION

Department of Higher Education	HB Section(s): 3.035
Other Grants/Donations - Multi-State Collaborative on Military Credit	
Program is found in the following core budget(s): Other Grants/Donations	
<p>6. What are the sources of the "Other " funds?</p> <p>Institution Gift Trust Fund (0925)</p> <p>7a. Provide an effectiveness measure. Number of veterans served internally by public institutions of higher education.</p> <p>7b. Provide an efficiency measure. Number of academic credits awarded to veterans through military service/training.</p> <p>7c. Provide the number of clients/individuals served, if applicable. While the number of student veterans who will benefit is not yet known, there were nearly 24,000 education beneficiaries in Missouri in FY11. (source: Missouri Department of Mental Health: Missouri's Student Veteran Center Guide, 6/12/2015)</p> <p>7d. Provide a customer satisfaction measure, if available. N/A</p>	

NEW DECISION ITEM

RANK: 7 OF 8

Department of Higher Education	Budget Unit <u>55630C</u>
Division of Coordination Administration	
Core - Other Grants/Donations	DI# <u>1555013</u> HB Section <u>3.040</u>

1. AMOUNT OF REQUEST

FY 2019 Budget Request					FY 2019 Governor's Recommendation						
	GR	Federal	Other	Total	E		GR	Federal	Other	Total	E
PS	0	0	0	0	0	PS	0	0	0	0	0
EE	0	0	0	0	0	EE	0	0	0	0	0
PSD	0	0	0	0	0	PSD	0	0	1,000,000	1,000,000	E
TRF	0	0	0	0	0	TRF	0	0	0	0	0
Total	0	0	0	0	0	Total	0	0	1,000,000	1,000,000	E
FTE	0.00	0.00	0.00	0.00		FTE	0.00	0.00	0.00	0.00	

<i>Est. Fringe</i>	0	0	0	0
--------------------	---	---	---	---

<i>Est. Fringe</i>	0	0	0	0
--------------------	---	---	---	---

Note: Fringes budgeted in House Bill 5 except for certain fringes budgeted directly to MoDOT, Highway Patrol, and Conservation.

Note: Fringes budgeted in House Bill 5 except for certain fringes budgeted directly to MoDOT, Highway Patrol, and Conservation.

Other Funds:

Other Funds: Institution Gift Trust Fund (0925)

2. THIS REQUEST CAN BE CATEGORIZED AS:

<input type="checkbox"/> New Legislation	<input type="checkbox"/> New Program	<input type="checkbox"/> Fund Switch
<input type="checkbox"/> Federal Mandate	<input type="checkbox"/> Program Expansion	<input checked="" type="checkbox"/> Cost to Continue
<input type="checkbox"/> GR Pick-Up	<input type="checkbox"/> Space Request	<input type="checkbox"/> Equipment Replacement
<input type="checkbox"/> Pay Plan	<input type="checkbox"/> Other: _____	

NEW DECISION ITEM

RANK: 7 OF 8

Department of Higher Education		Budget Unit	<u>55630C</u>
Division of Coordination Administration			
Core - Other Grants/Donations	<u>DI# 1555013</u>	HB Section	<u>3.040</u>

3. WHY IS THIS FUNDING NEEDED? PROVIDE AN EXPLANATION FOR ITEMS CHECKED IN #2. INCLUDE THE FEDERAL OR STATE STATUTORY OR CONSTITUTIONAL AUTHORIZATION FOR THIS PROGRAM.

This expenditure authority will allow the department to apply for grants as they arise throughout the year. The MDHE frequently has opportunities to apply for grant funding from private philanthropies and organizations that provides the department with leverage to effect significant change in support of the goals of the blue print for higher education and other statewide initiatives in the areas of affordability, access and efficiency as a measure of quality. The department does not, however, currently have the "line item" authority to spend these funds and must seek legislative approval on a case-by-case basis. This lack of flexibility has harmed the department's efforts to apply for and secure external sources of funding for important initiatives. As grant opportunities are announced, the department would consult with the chairs of the budget committees in both chambers before submitting the application.

4. DESCRIBE THE DETAILED ASSUMPTIONS USED TO DERIVE THE SPECIFIC REQUESTED AMOUNT. (How did you determine that the requested number of FTE were appropriate? From what source or standard did you derive the requested levels of funding? Were alternatives such as outsourcing or automation considered? If based on new legislation, does request tie to TAFP fiscal note? If not, explain why. Detail which portions of the request are one-times and how those amounts were calculated.)

The governor recommended \$1 million in expenditure authority for Other Grants and Donations.

NEW DECISION ITEM

RANK: 7 OF 8

Department of Higher Education								Budget Unit	55630C		
Division of Coordination Administration											
Core - Other Grants/Donations								DI# 1555013	HB Section	3.040	
Budget Object Class/Job Class	Gov Rec GR DOLLARS	Gov Rec FTE	GR DOLLARS	Gov Rec FED	Gov Rec FTE	Gov Rec OTHER DOLLARS	Gov Rec OTHER FTE	Gov Rec TOTAL DOLLARS	Gov Rec TOTAL FTE	Gov Rec One- Time DOLLARS	E
Total PS	0	0.0	0	0	0.0	0	0.0	0	0.0	0	
Total EE	0		0			0		0		0	
Program Distributions						1,000,000		1,000,000			E
Total PSD	0		0			1,000,000		1,000,000		0	E
Transfers	0							0			
Total TRF	0		0			0		0		0	
Grand Total	0	0.0	0		0.0	1,000,000	0.0	1,000,000	0.0	0	E

NEW DECISION ITEM

RANK: 7 OF 8

Department of Higher Education		Budget Unit	<u>55630C</u>
Division of Coordination Administration			
Core - Other Grants/Donations	<u>DI# 1555013</u>	HB Section	<u>3.040</u>

6. PERFORMANCE MEASURES (If new decision item has an associated core, separately identify projected performance with & without additional funding.)

- 6a. Provide an effectiveness measure.
N/A (This would be established in accordance with the grant received.)
- 6b. Provide an efficiency measure.
N/A (This would be established in accordance with the grant received.)
- 6c. Provide the number of clients/individuals served, if
N/A (This would be established in accordance with the grant received.)
- 6d. Provide a customer satisfaction measure, if available.
N/A (This would be established in accordance with the grant received.)

7. STRATEGIES TO ACHIEVE THE PERFORMANCE MEASUREMENT TARGETS:

DECISION ITEM SUMMARY

Budget Unit	FY 2017	FY 2017	FY 2018	FY 2018	FY 2019	FY 2019	FY 2019	FY 2019
Decision Item	ACTUAL	ACTUAL	BUDGET	BUDGET	DEPT REQ	DEPT REQ	GOV REC	GOV REC
Budget Object Summary	DOLLAR	FTE	DOLLAR	FTE	DOLLAR	FTE	DOLLAR	FTE
Fund								
OTHER GRANTS & DONATIONS								
OTHER FUND GRANT/DON AUTHORITY - 1555013								
PROGRAM-SPECIFIC								
INSTITUTION GIFT TRUST	0	0.00	0	0.00	0	0.00	1,000,000	0.00
TOTAL - PD	0	0.00	0	0.00	0	0.00	1,000,000	0.00
TOTAL	0	0.00	0	0.00	0	0.00	1,000,000	0.00
GRAND TOTAL	\$0	0.00	\$0	0.00	\$0	0.00	\$1,000,000	0.00

DECISION ITEM DETAIL

Budget Unit	FY 2017	FY 2017	FY 2018	FY 2018	FY 2019	FY 2019	FY 2019	FY 2019
Decision Item	ACTUAL	ACTUAL	BUDGET	BUDGET	DEPT REQ	DEPT REQ	GOV REC	GOV REC
Budget Object Class	DOLLAR	FTE	DOLLAR	FTE	DOLLAR	FTE	DOLLAR	FTE
OTHER GRANTS & DONATIONS								
OTHER FUND GRANT/DON AUTHORITY - 1555013								
PROGRAM DISTRIBUTIONS	0	0.00	0	0.00	0	0.00	1,000,000	0.00
TOTAL - PD	0	0.00	0	0.00	0	0.00	1,000,000	0.00
GRAND TOTAL	\$0	0.00	\$0	0.00	\$0	0.00	\$1,000,000	0.00
GENERAL REVENUE	\$0	0.00	\$0	0.00	\$0	0.00	\$0	0.00
FEDERAL FUNDS	\$0	0.00	\$0	0.00	\$0	0.00	\$0	0.00
OTHER FUNDS	\$0	0.00	\$0	0.00	\$0	0.00	\$1,000,000	0.00

CORE DECISION ITEM

Department of Higher Education	Budget Unit <u>55551C</u>
Division of Higher Education Administration	
Core - Legal Expense Fund Transfer	HB Section <u>3.121</u>

1. CORE FINANCIAL SUMMARY

	FY 2019 Budget Request						FY 2019 Governor's Recommendation				
	GR	Federal	Other	Total	E		GR	Federal	Other	Total	E
PS	0	0	0	0	0	PS	0	0	0	0	
EE	0	0	0	0	0	EE	0	0	0	0	
PSD	0	0	0	0	0	PSD	0	0	0	0	
TRF	0	0	0	0	0	TRF	0	0	0	0	
Total	0	0	0	0	0	Total	0	0	0	0	
FTE	0.00	0.00	0.00	0.00	0.00	FTE	0.00	0.00	0.00	0.00	

<i>Est. Fringe</i>	0	0	0	0
--------------------	---	---	---	---

Note: Fringes budgeted in House Bill 5 except for certain fringes budgeted directly to MoDOT, Highway Patrol, and Conservation.

<i>Est. Fringe</i>	0	0	0	0
--------------------	---	---	---	---

Note: Fringes budgeted in House Bill 5 except for certain fringes budgeted directly to MoDOT, Highway Patrol, and Conservation.

Other Funds:

Other Funds:

2. CORE DESCRIPTION

In FY 2018, the General Assembly appropriated \$1 for transfer from the department's core budget to the State Legal Expense Fund for the payment of claims, premiums, and expenses provided by Section 105.711 through Section 105.726, RSMo. In order to fund such expenses, the General Assembly also authorized three percent flexibility from the department's operating budget into the \$1 transfer appropriation.

A core reduction of this appropriation has been processed.

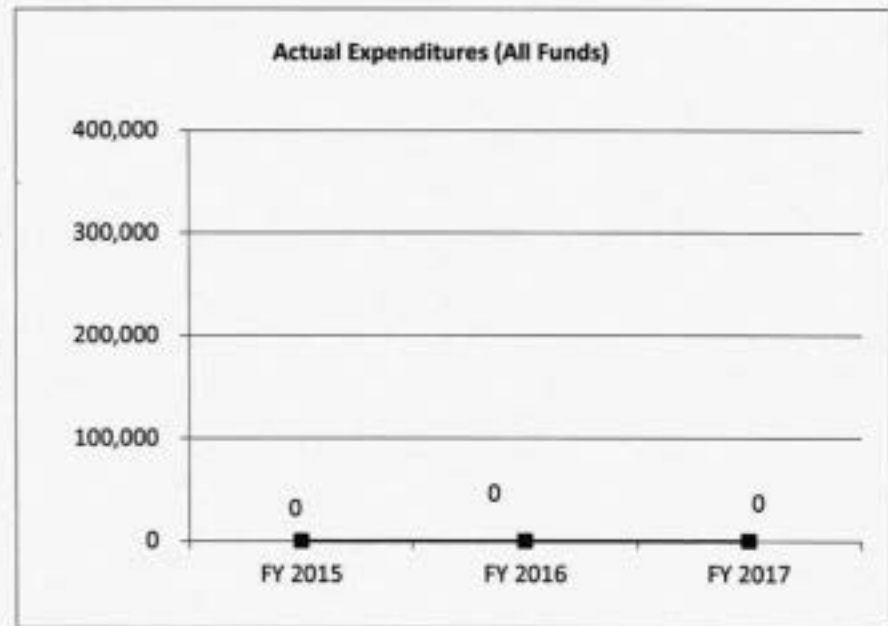
Department of Higher Education	Budget Unit <u>55551C</u>
Division of Higher Education Administration	
Core - Legal Expense Fund Transfer	HB Section <u>3.121</u>

3. PROGRAM LISTING (list programs included in this core funding)

N/A

4. FINANCIAL HISTORY

	FY 2015 Actual	FY 2016 Actual	FY 2017 Actual	FY 2018 Current Yr.
Appropriation (All Funds)	0	0	0	1
Less Reverted (All Funds)	0	0	0	0
Less Restricted (All Funds)	0	0	0	0
Budget Authority (All Funds)	0	0	0	N/A
Actual Expenditures (All Funds)	0	0	0	N/A
Unexpended (All Funds)	0	0	0	N/A
Unexpended, by Fund:				
General Revenue	0	0	0	N/A
Federal	0	0	0	N/A
Other	0	0	0	N/A



Reverted includes the statutory three-percent reserve amount (when applicable).

Restricted includes any Governor's Expenditure Restrictions which remained at the end of the fiscal year (when applicable).

NOTES:

FY 2018 is the first year for this appropriation

CORE RECONCILIATION DETAIL

STATE

DHE LEGAL EXPENSE FUND TRF

5. CORE RECONCILIATION DETAIL

	Budget Class	FTE	GR	Federal	Other	Total	Explanation
TAFP AFTER VETOES							
	TRF	0.00	1	0	0	1	
	Total	0.00	1	0	0	1	
DEPARTMENT CORE ADJUSTMENTS							
Core Reduction	880 T399 TRF	0.00	(1)	0	0	(1)	
	NET DEPARTMENT CHANGES	0.00	(1)	0	0	(1)	
DEPARTMENT CORE REQUEST							
	TRF	0.00	0	0	0	0	
	Total	0.00	0	0	0	0	
GOVERNOR'S RECOMMENDED CORE							
	TRF	0.00	0	0	0	0	
	Total	0.00	0	0	0	0	

DECISION ITEM SUMMARY

Budget Unit	FY 2017	FY 2017	FY 2018	FY 2018	FY 2019	FY 2019	FY 2019	FY 2019
Decision Item	ACTUAL	ACTUAL	BUDGET	BUDGET	DEPT REQ	DEPT REQ	GOV REC	GOV REC
Budget Object Summary	DOLLAR	FTE	DOLLAR	FTE	DOLLAR	FTE	DOLLAR	FTE
Fund								
DHE LEGAL EXPENSE FUND TRF								
CORE								
FUND TRANSFERS								
GENERAL REVENUE	0	0.00	1	0.00	0	0.00	0	0.00
TOTAL - TRF	0	0.00	1	0.00	0	0.00	0	0.00
TOTAL	0	0.00	1	0.00	0	0.00	0	0.00
GRAND TOTAL	\$0	0.00	\$1	0.00	\$0	0.00	\$0	0.00

DECISION ITEM DETAIL

Budget Unit	FY 2017	FY 2017	FY 2018	FY 2018	FY 2019	FY 2019	FY 2019	FY 2019
Decision Item	ACTUAL	ACTUAL	BUDGET	BUDGET	DEPT REQ	DEPT REQ	GOV REC	GOV REC
Budget Object Class	DOLLAR	FTE	DOLLAR	FTE	DOLLAR	FTE	DOLLAR	FTE
DHE LEGAL EXPENSE FUND TRF								
CORE								
TRANSFERS OUT	0	0.00	1	0.00	0	0.00	0	0.00
TOTAL - TRF	0	0.00	1	0.00	0	0.00	0	0.00
GRAND TOTAL	\$0	0.00	\$1	0.00	\$0	0.00	\$0	0.00
GENERAL REVENUE	\$0	0.00	\$1	0.00	\$0	0.00		0.00
FEDERAL FUNDS	\$0	0.00	\$0	0.00	\$0	0.00		0.00
OTHER FUNDS	\$0	0.00	\$0	0.00	\$0	0.00		0.00

THIS PAGE INTENTIONALLY LEFT BLANK

Missouri Department of Higher Education
 Student Financial Assistance Program(s)
 Payment Table 2016 - 2017
 As of July 31, 2017

	A+ Scholarship Program		Access Missouri Financial Assistance Program		Bright Flight Scholarship Program		Marguerite Ross Barnett Memorial Scholarship Program		Total	
	Students	Dollars	Students	Dollars	Students	Dollars	Students	Dollars	Students*	Dollars
1862 Land-Grant Universities										
Missouri University of Science and Technology	0	\$0.00	1,631	\$2,989,262.00	1,243	\$3,427,500.00	3	\$12,429.00	2,539	\$6,429,211.00
University of Missouri - Columbia	0	\$0.00	4,158	\$7,960,471.00	1,994	\$5,703,161.00	2	\$8,286.00	5,749	\$13,671,918.00
University of Missouri - Kansas City	0	\$0.00	1,472	\$2,808,325.00	347	\$994,400.00	3	\$8,189.00	1,758	\$3,810,894.00
University of Missouri - Saint Louis	0	\$0.00	1,763	\$3,234,581.00	104	\$294,000.00	32	\$90,317.40	1,879	\$3,618,898.40
Sector Subtotal:	0	\$0.00	9,024	\$16,992,659.00	3,688	\$10,419,061.00	48	\$119,201.40	11,924	\$27,530,921.40
1898 Land-Grant University										
Lincoln University	0	\$0.00	422	\$789,238.00	4	\$9,700.00	0	\$0.00	425	\$798,938.00
Sector Subtotal:	0	\$0.00	422	\$789,238.00	4	\$9,700.00	0	\$0.00	425	\$798,938.00
Comprehensive Universities										
Missouri State University	0	\$0.00	4,775	\$8,852,744.00	515	\$1,494,000.00	6	\$17,803.17	5,113	\$10,364,547.17
Missouri State University - West Plains	303	\$707,707.79	282	\$210,923.12	5	\$12,000.00	0	\$0.00	547	\$690,630.91
Northwest Missouri State University	0	\$0.00	1,275	\$2,453,219.00	74	\$214,202.00	0	\$0.00	1,325	\$2,667,421.00
Southeast Missouri State University	0	\$0.00	2,447	\$4,609,521.00	104	\$303,000.00	1	\$1,398.00	2,519	\$4,913,919.00

Missouri Department of Higher Education
 Student Financial Assistance Program(s)
 Payment Table 2016 - 2017
 As of July 31, 2017

	A+ Scholarship Program		Access Missouri Financial Assistance Program		Bright Flight Scholarship Program		Marguerite Ross Barnett Memorial Scholarship Program		Total	
	Students	Dollars	Students	Dollars	Students	Dollars	Students	Dollars	Students ¹	Dollars
University of Central Missouri	0	\$0.00	2,101	\$4,011,784.00	92	\$262,500.00	1	\$2,928.60	2,170	\$4,277,212.60
Sector Subtotal:	383	\$707,707.79	10,880	\$26,138,191.12	790	\$2,285,792.00	8	\$22,129.77	11,674	\$23,153,730.68
Independent Institution for Art & Music										
Kansas City Art Institute	0	\$0.00	116	\$235,550.00	4	\$10,500.00	0	\$0.00	119	\$246,050.00
Sector Subtotal:	0	\$0.00	116	\$235,550.00	4	\$10,500.00	0	\$0.00	119	\$246,050.00
Independent Two-Year Colleges										
Cotley College	0	\$0.00	23	\$49,125.00	1	\$3,000.00	0	\$0.00	24	\$52,125.00
Wentworth Military Academy and College	0	\$0.00	70	\$129,440.00	1	\$3,000.00	0	\$0.00	71	\$132,440.00
Sector Subtotal:	0	\$0.00	93	\$178,565.00	2	\$6,000.00	0	\$0.00	95	\$184,565.00
Independent Universities										
Saint Louis University	0	\$0.00	769	\$1,511,378.00	450	\$1,323,000.00	0	\$0.00	1,125	\$2,834,378.00

Missouri Department of Higher Education
 Student Financial Assistance Program(s)
 Payment Table 2016 - 2017
 As of July 31, 2017

	A+ Scholarship Program		Access Missouri Financial Assistance Program		Bright Flight Scholarship Program		Marguerite Ross Barnett Memorial Scholarship Program		Total	
	Students	Dollars	Students	Dollars	Students	Dollars	Students	Dollars	Students ¹	Dollars
Washington University in St. Louis	0	\$0.00	148	\$302,925.00	399	\$1,181,200.00	24	\$64,630.80	481	\$1,548,755.80
Sector Subtotal:	0	\$0.00	917	\$1,814,303.00	849	\$2,564,290.00	24	\$64,630.80	1,606	\$4,383,133.80
Other Independent Four-Year Institutions										
Avila University	0	\$0.00	281	\$533,100.00	4	\$12,000.00	0	\$0.00	284	\$545,100.00
Central Methodist University	0	\$0.00	844	\$1,562,675.00	20	\$55,500.00	0	\$0.00	852	\$1,618,175.00
College of the Ozarks	0	\$0.00	672	\$1,203,545.00	23	\$69,000.00	0	\$0.00	687	\$1,272,545.00
Columbia College	0	\$0.00	1,402	\$2,489,830.00	16	\$42,000.00	0	\$0.00	1,412	\$2,511,830.00
Culver-Stockett College	0	\$0.00	265	\$517,913.00	1	\$3,000.00	0	\$0.00	266	\$520,913.00
Drury University	0	\$0.00	861	\$1,615,915.00	110	\$322,500.00	2	\$3,085.20	930	\$1,941,500.20
Fontbonne University	0	\$0.00	242	\$445,090.00	7	\$16,000.00	0	\$0.00	247	\$461,090.00
Hannibal-LaGrange University	0	\$0.00	201	\$376,440.00	9	\$27,000.00	0	\$0.00	205	\$403,440.00
Lindenwood University	0	\$0.00	1,362	\$2,478,922.00	82	\$238,500.00	1	\$4,143.00	1,424	\$2,721,565.00
Maryville University of Saint Louis	0	\$0.00	403	\$796,140.00	54	\$150,000.00	15	\$46,401.60	459	\$992,541.60

Missouri Department of Higher Education
 Student Financial Assistance Program(s)
 Payment Table 2016 - 2017
 As of July 31, 2017

	A+ Scholarship Program		Access Missouri Financial Assistance Program		Bright Flight Scholarship Program		Marguerite Ross Barnett Memorial Scholarship Program		Total	
	Students	Dollars	Students	Dollars	Students	Dollars	Students	Dollars	Students*	Dollars
Missouri Baptist University	0	\$0.00	379	\$719,785.00	11	\$31,500.00	1	\$1,657.20	385	\$752,942.20
Missouri Valley College	0	\$0.00	272	\$525,830.00	1	\$3,000.00	0	\$0.00	273	\$528,830.00
Park University	0	\$0.00	397	\$716,680.00	13	\$32,600.00	2	\$4,143.00	410	\$753,423.00
Rockhurst University	0	\$0.00	279	\$540,675.00	92	\$271,500.00	0	\$0.00	352	\$812,375.00
Southwest Baptist University	0	\$0.00	630	\$1,182,800.00	57	\$189,500.00	0	\$0.00	682	\$1,352,300.00
Stephens College	0	\$0.00	165	\$323,483.00	11	\$30,000.00	0	\$0.00	172	\$353,483.00
Webster University	0	\$0.00	571	\$1,124,440.00	55	\$162,000.00	10	\$29,001.00	620	\$1,315,441.00
Westminster College	0	\$0.00	214	\$421,130.00	35	\$99,000.00	0	\$0.00	236	\$520,130.00
William Jewell College	0	\$0.00	202	\$394,360.00	61	\$179,325.00	0	\$0.00	245	\$573,685.00
William Woods University	0	\$0.00	162	\$304,870.00	27	\$79,500.00	0	\$0.00	183	\$384,370.00
Sector Subtotal:	0	\$0.00	9,804	\$18,253,823.00	689	\$1,993,425.00	31	\$88,431.00	10,304	\$20,335,679.00
Professional/Technical Institutions										
Arcadia Valley Career Technology Center	0	\$0.00	0	\$0.00	0	\$0.00	0	\$0.00	0	\$0.00
Bolivar Technical College	0	\$0.00	0	\$0.00	0	\$0.00	0	\$0.00	0	\$0.00
Boonslick Technical Education Center	0	\$0.00	0	\$0.00	0	\$0.00	0	\$0.00	0	\$0.00

Missouri Department of Higher Education
 Student Financial Assistance Program(s)
 Payment Table 2016 - 2017
 As of July 31, 2017

	A+ Scholarship Program		Access Missouri Financial Assistance Program		Bright Flight Scholarship Program		Marguerite Ross Barnett Memorial Scholarship Program		Total	
	Students	Dollars	Students	Dollars	Students	Dollars	Students	Dollars	Students*	Dollars
Brookfield Area Career Center	0	\$0.00	0	\$0.00	0	\$0.00	0	\$0.00	0	\$0.00
Cape Girardeau Career & Tech Center	15	\$59,678.00	22	\$19,970.00	0	\$0.00	0	\$0.00	36	\$79,648.00
Career & Technology Center at Fort Osage	0	\$0.00	0	\$0.00	0	\$0.00	0	\$0.00	0	\$0.00
Carrollton Area Career Center	0	\$0.00	0	\$0.00	0	\$0.00	0	\$0.00	0	\$0.00
Carthage Technical Center	4	\$9,665.42	0	\$0.00	0	\$0.00	0	\$0.00	4	\$9,665.42
Cass Career Center	1	\$6,159.00	8	\$7,125.00	0	\$0.00	0	\$0.00	9	\$13,284.00
Cleveland Chiropractic College	0	\$0.00	0	\$0.00	0	\$0.00	0	\$0.00	0	\$0.00
Clinton Technical School	4	\$16,218.50	6	\$2,725.00	0	\$0.00	0	\$0.00	9	\$18,943.50
Columbia Area Career Center	6	\$19,201.33	17	\$13,570.00	0	\$0.00	0	\$0.00	23	\$32,771.33
Cox College	0	\$0.00	122	\$194,990.00	0	\$0.00	0	\$0.00	122	\$194,990.00
Current River Career Center	0	\$0.00	0	\$0.00	0	\$0.00	0	\$0.00	0	\$0.00
Dallas County Career Center	0	\$0.00	0	\$0.00	0	\$0.00	0	\$0.00	0	\$0.00
Davis H. Hart Career Center	2	\$7,740.00	0	\$0.00	0	\$0.00	0	\$0.00	2	\$7,740.00
Eldon Career Center	0	\$0.00	0	\$0.00	0	\$0.00	0	\$0.00	0	\$0.00
Excelsior Springs Career Center	2	\$1,900.00	0	\$0.00	0	\$0.00	0	\$0.00	2	\$1,900.00
Four Rivers Career Center	4	\$25,716.40	8	\$7,610.00	0	\$0.00	0	\$0.00	12	\$33,326.40

Missouri Department of Higher Education
 Student Financial Assistance Program(s)
 Payment Table 2016 - 2017
 As of July 31, 2017

	A+ Scholarship Program		Access Missouri Financial Assistance Program		Bright Flight Scholarship Program		Marguerite Ross Barnett Memorial Scholarship Program		Total	
	Students	Dollars	Students	Dollars	Students	Dollars	Students	Dollars	Students*	Dollars
Franklin Technology Center	2	\$8,028.00	34	\$30,785.00	0	\$0.00	0	\$0.00	36	\$38,813.00
Gibson Technical Center	0	\$0.00	0	\$0.00	0	\$0.00	0	\$0.00	0	\$0.00
Goldfarb School of Nursing at Barnes Jewish College	0	\$0.00	125	\$210,250.00	0	\$0.00	0	\$0.00	125	\$210,250.00
Grand River Technical School	31	\$97,653.36	16	\$12,390.00	0	\$0.00	0	\$0.00	44	\$110,043.36
Hannibal Career and Technical Center	0	\$0.00	0	\$0.00	0	\$0.00	0	\$0.00	0	\$0.00
Hemdon Career Center	0	\$0.00	0	\$0.00	0	\$0.00	0	\$0.00	0	\$0.00
Hillyard Technical Center	23	\$87,240.60	22	\$20,685.00	0	\$0.00	0	\$0.00	42	\$107,925.60
Kennett Career & Technology Center	0	\$0.00	0	\$0.00	0	\$0.00	0	\$0.00	0	\$0.00
Kirkville Area Technical Center	13	\$48,772.00	16	\$14,935.00	0	\$0.00	0	\$0.00	29	\$63,707.00
Lake Career & Technical Center	4	\$12,003.00	0	\$0.00	0	\$0.00	0	\$0.00	4	\$12,003.00
Lamar Area Voc. Tech School	0	\$0.00	0	\$0.00	0	\$0.00	0	\$0.00	0	\$0.00
Lebanon Technology & Career Center	0	\$0.00	0	\$0.00	0	\$0.00	0	\$0.00	0	\$0.00
Lewis & Clark Career Center	0	\$0.00	0	\$0.00	0	\$0.00	0	\$0.00	0	\$0.00
Lex La-Ray Technical Center	5	\$40,743.00	16	\$14,010.00	0	\$0.00	0	\$0.00	20	\$54,753.00
Logan University	0	\$0.00	4	\$4,500.00	0	\$0.00	0	\$0.00	4	\$4,500.00
Macon Area Vocational School	0	\$0.00	0	\$0.00	0	\$0.00	0	\$0.00	0	\$0.00

Missouri Department of Higher Education
 Student Financial Assistance Program(s)
 Payment Table 2016 - 2017
 As of July 31, 2017

	A+ Scholarship Program		Access Missouri Financial Assistance Program		Bright Flight Scholarship Program		Marguerite Ross Barnett Memorial Scholarship Program		Total	
	Students	Dollars	Students	Dollars	Students	Dollars	Students	Dollars	Students ¹	Dollars
Moberly Area Technical Center	0	\$0.00	0	\$0.00	0	\$0.00	0	\$0.00	0	\$0.00
Nevada Regional Technical Center	3	\$13,442.00	5	\$4,280.00	0	\$0.00	0	\$0.00	5	\$17,722.00
New Madrid R-I Tech Skills Center	0	\$0.00	0	\$0.00	0	\$0.00	0	\$0.00	0	\$0.00
Nichols Career Center	0	\$0.00	0	\$0.00	0	\$0.00	0	\$0.00	0	\$0.00
North Central Career Center	1	\$4,250.00	0	\$0.00	0	\$0.00	0	\$0.00	1	\$4,250.00
North Technical	0	\$0.00	0	\$0.00	0	\$0.00	0	\$0.00	0	\$0.00
Northland Career Center	5	\$53,721.00	12	\$9,630.00	0	\$0.00	0	\$0.00	15	\$63,351.00
Northwest Technical School	3	\$5,000.00	0	\$0.00	0	\$0.00	0	\$0.00	3	\$5,000.00
Ozark Mountain Technical Center	0	\$0.00	0	\$0.00	0	\$0.00	0	\$0.00	0	\$0.00
Pemisco County Vocational School of Practical Nursing	0	\$0.00	0	\$0.00	0	\$0.00	0	\$0.00	0	\$0.00
Perryville Area Car & Tech Center	0	\$0.00	0	\$0.00	0	\$0.00	0	\$0.00	0	\$0.00
Pike-Lincoln Technical Center	7	\$19,151.40	3	\$3,090.00	0	\$0.00	0	\$0.00	9	\$22,241.40
Poplar Bluff Technical Career Center	3	\$4,142.00	27	\$23,495.00	0	\$0.00	0	\$0.00	29	\$27,637.00
Ranken Technical College	102	\$404,208.00	285	\$479,268.00	3	\$6,300.00	0	\$0.00	385	\$889,776.00
Research College of Nursing	0	\$0.00	10	\$20,330.00	0	\$0.00	0	\$0.00	10	\$20,330.00
Rolla Technical Institute/Center	42	\$163,284.20	32	\$22,835.00	0	\$0.00	0	\$0.00	74	\$186,119.20

Missouri Department of Higher Education
 Student Financial Assistance Program(s)
 Payment Table 2016 - 2017
 As of July 31, 2017

	A+ Scholarship Program		Access Missouri Financial Assistance Program		Bright Flight Scholarship Program		Marguerite Ross Barnett Memorial Scholarship Program		Total	
	Students	Dollars	Students	Dollars	Students	Dollars	Students	Dollars	Students ¹	Dollars
Saint Luke's College of Health Sciences	0	\$0.00	81	\$128,475.00	0	\$0.00	0	\$0.00	81	\$128,475.00
Saline County Career Center	4	\$39,030.00	12	\$11,245.00	0	\$0.00	0	\$0.00	16	\$50,275.00
Sikeston Career & Technology Center	6	\$35,280.00	14	\$6,490.00	0	\$0.00	0	\$0.00	18	\$41,770.00
South Central Career Center	24	\$85,959.95	32	\$17,479.50	0	\$0.00	0	\$0.00	54	\$103,439.45
South Technical	0	\$0.00	0	\$0.00	0	\$0.00	0	\$0.00	0	\$0.00
Southeast Missouri Hospital College of Nursing and Health Sciences	0	\$0.00	50	\$77,495.00	0	\$0.00	14	\$45,573.00	59	\$123,068.00
Southwest Area Career Center	0	\$0.00	0	\$0.00	0	\$0.00	0	\$0.00	0	\$0.00
St. Louis College of Pharmacy	0	\$0.00	91	\$183,485.00	28	\$81,777.00	0	\$0.00	111	\$265,242.00
Texas County Technical College	0	\$0.00	76	\$122,370.00	0	\$0.00	37	\$82,630.80	99	\$205,000.80
Unitec Career Center	0	\$0.00	0	\$0.00	0	\$0.00	0	\$0.00	0	\$0.00
Warrensburg Area Career Center	5	\$28,630.00	11	\$9,570.00	0	\$0.00	0	\$0.00	16	\$38,400.00
Waynesville Career Center	9	\$54,740.00	9	\$5,350.00	0	\$0.00	0	\$0.00	17	\$60,090.00
Sector Subtotal:	330	\$1,348,757.16	1,198	\$1,678,412.50	31	\$88,677.00	51	\$128,203.80	1,525	\$3,244,498.46
Public Four-Year Universities										
Harris-Stowe State University	0	\$0.00	334	\$819,505.00	0	\$0.00	2	\$5,373.00	336	\$824,878.00

Missouri Department of Higher Education
 Student Financial Assistance Program(s)
 Payment Table 2016 - 2017
 As of July 31, 2017

	A+ Scholarship Program		Access Missouri Financial Assistance Program		Bright Flight Scholarship Program		Marguerite Ross Barnett Memorial Scholarship Program		Total	
	Students	Dollars	Students	Dollars	Students	Dollars	Students	Dollars	Students*	Dollars
Missouri Southern State University	0	\$0.00	1,479	\$2,807,510.00	48	\$133,500.00	8	\$16,463.79	1,518	\$2,957,473.79
Missouri Western State University	0	\$0.00	1,203	\$2,256,375.00	37	\$105,000.00	0	\$0.00	1,223	\$2,361,375.00
Sector Subtotal:	0	\$0.00	3,016	\$5,683,390.00	85	\$238,500.00	10	\$21,836.79	3,077	\$5,943,726.79
Public Two-Year Colleges										
Crowder College	564	\$1,439,366.00	529	\$418,424.00	5	\$10,800.00	0	\$0.00	1,099	\$1,868,590.00
East Central College	515	\$1,115,343.50	322	\$223,145.00	15	\$40,500.00	64	\$50,388.00	872	\$1,429,376.50
Jefferson College	655	\$1,515,689.44	460	\$342,734.00	8	\$18,000.00	2	\$1,164.00	1,087	\$1,877,567.44
Metropolitan Community College	2,102	\$4,872,263.88	1,185	\$913,527.82	34	\$81,000.00	1	\$1,575.00	3,227	\$5,868,366.70
Metropolitan Community Colleges - Longview	0	\$0.00	0	\$0.00	0	\$0.00	0	\$0.00	0	\$0.00
Metropolitan Community Colleges - Maple Woods	0	\$0.00	0	\$0.00	0	\$0.00	0	\$0.00	0	\$0.00
Mineral Area College	436	\$1,102,747.00	488	\$365,506.00	2	\$4,500.00	0	\$0.00	893	\$1,472,753.00
Moberly Area Community College	943	\$2,725,603.69	509	\$384,909.00	5	\$10,500.00	0	\$0.00	1,393	\$3,121,012.69
North Central Missouri College	297	\$851,757.75	230	\$177,037.00	3	\$6,000.00	1	\$972.00	499	\$1,035,766.75
Ozarka Technical Community College	2,242	\$5,767,946.34	1,500	\$1,114,021.00	8	\$19,500.00	5	\$4,839.50	3,644	\$6,906,106.84
St. Charles Community College	1,345	\$3,107,864.00	469	\$300,061.00	18	\$31,900.00	1	\$862.00	1,777	\$3,440,727.00

Missouri Department of Higher Education
 Student Financial Assistance Program(s)
 Payment Table 2016 - 2017
 As of July 31, 2017

	A+ Scholarship Program		Access Missouri Financial Assistance Program		Bright Flight Scholarship Program		Marguerite Ross Barnett Memorial Scholarship Program		Total	
	Students	Dollars	Students	Dollars	Students	Dollars	Students	Dollars	Students ¹	Dollars
St. Louis Community College - Florissant Valley	1,283	\$2,797,147.00	924	\$691,433.00	29	\$70,500.00	0	\$0.00	2,210	\$3,559,080.00
St. Louis Community College - Forest Park	0	\$0.00	6	\$3,090.00	1	\$1,500.00	0	\$0.00	7	\$4,590.00
St. Louis Community College - Meramec	0	\$0.00	8	\$4,120.00	1	\$1,500.00	0	\$0.00	9	\$5,620.00
St. Louis Community College - Wildwood	0	\$0.00	0	\$0.00	2	\$3,000.00	0	\$0.00	2	\$3,000.00
State Fair Community College	765	\$2,183,628.71	471	\$382,356.37	3	\$4,500.00	0	\$0.00	1,197	\$2,570,485.08
Three Rivers Community College	405	\$1,043,604.50	608	\$467,745.00	5	\$13,500.00	0	\$0.00	983	\$1,524,849.50
Sector Subtotal:	11,572	\$28,522,941.81	7,709	\$5,788,129.19	138	\$317,296.00	74	\$99,628.50	18,869	\$34,687,891.50
Public Two-Year Technical College										
State Technical College of Missouri	631	\$3,427,121.28	226	\$364,872.50	2	\$3,000.00	0	\$0.00	766	\$3,794,993.78
Sector Subtotal:	631	\$3,427,121.28	226	\$364,872.50	2	\$3,000.00	0	\$0.00	766	\$3,794,993.78

Missouri Department of Higher Education
 Student Financial Assistance Program(s)
 Payment Table 2016 - 2017
 As of July 31, 2017

	A+ Scholarship Program		Access Missouri Financial Assistance Program		Bright Flight Scholarship Program		Marguerite Ross Barnett Memorial Scholarship Program		Total	
	Students	Dollars	Students	Dollars	Students	Dollars	Students	Dollars	Students ¹	Dollars
Statewide Liberal Arts University										
Truman State University	0	\$0.00	1,362	\$2,650,357.00	766	\$2,252,748.00	2	\$2,927.20	1,928	\$4,906,032.20
Sector Subtotal:	0	\$0.00	1,362	\$2,650,357.00	766	\$2,252,748.00	2	\$2,927.20	1,928	\$4,906,032.20
Program Total²:	12,836	\$34,807,528.04	44,735	\$74,587,496.31	7,669	\$20,128,113.00	240	\$506,981.26	62,312	\$129,210,112.61
Unduplicated Student Count by Program³:	12,775		44,483		7,633		240			
									Total Unduplicated Student Count⁴:	61,680

1 - Students: The student counts in this column contain duplication when students received payment under more than one program.
 2 - Program Total: The student counts in this row contain duplication when transfer students received payment for a program at more than one institution. The student count at the intersection of the Students column beneath the All Programs Total Header and the Program Total row contains duplication when students received payments for more than one program and/or at more than one institution.
 3 - Unduplicated Student Count by Program: The student counts in this row include a student only once for each program, even if they were paid at more than one institution.
 4 - Total Unduplicated Student Count: The student count in this row is for all programs and includes a student only once, even if they were paid for more than one program and/or at more than one institution.

CORE DECISION ITEM

Department of Higher Education	Budget Unit <u>55645C</u>
Division of Missouri Student Grants and Scholarships	
Core Transfer - Academic Scholarship Program (Bright Flight)	HB Section <u>3.045</u>

1. CORE FINANCIAL SUMMARY

	FY 2019 Budget Request						FY 2019 Governor's Recommendation				
	GR	Federal	Other	Total	E		GR	Federal	Other	Total	E
PS	0	0	0	0	0	PS	0	0	0	0	0
EE	0	0	0	0	0	EE	0	0	0	0	0
PSD	0	0	0	0	0	PSD	0	0	0	0	0
TRF	16,176,666	0	2,000,000	18,176,666		TRF	16,176,666	0	6,000,000	22,176,666	
Total	16,176,666	0	2,000,000	18,176,666		Total	16,176,666	0	6,000,000	22,176,666	
FTE	0.00	0.00	0.00	0.00	0.00	FTE	0.00	0.00	0.00	0.00	0.00

Est. Fringe	0	0	0	0
--------------------	---	---	---	---

Note: Fringes budgeted in House Bill 5 except for certain fringes budgeted directly to MoDOT, Highway Patrol, and Conservation.

Est. Fringe	0	0	0	0
--------------------	---	---	---	---

Note: Fringes budgeted in House Bill 5 except for certain fringes budgeted directly to MoDOT, Highway Patrol, and Conservation.

Other Funds: Institution Gift Trust Fund (0925) \$2 million

Other Funds: Institution Gift Trust Fund (0925) \$2 million
Guaranty Agency Operating Fund (0880) \$4 million

2. CORE DESCRIPTION

This request is for a transfer of \$18,176,666 to the Academic Scholarship Program Fund.

As outlined in the core reconciliation (#5), a new decision item and a core reduction is being processed for this program transfer.

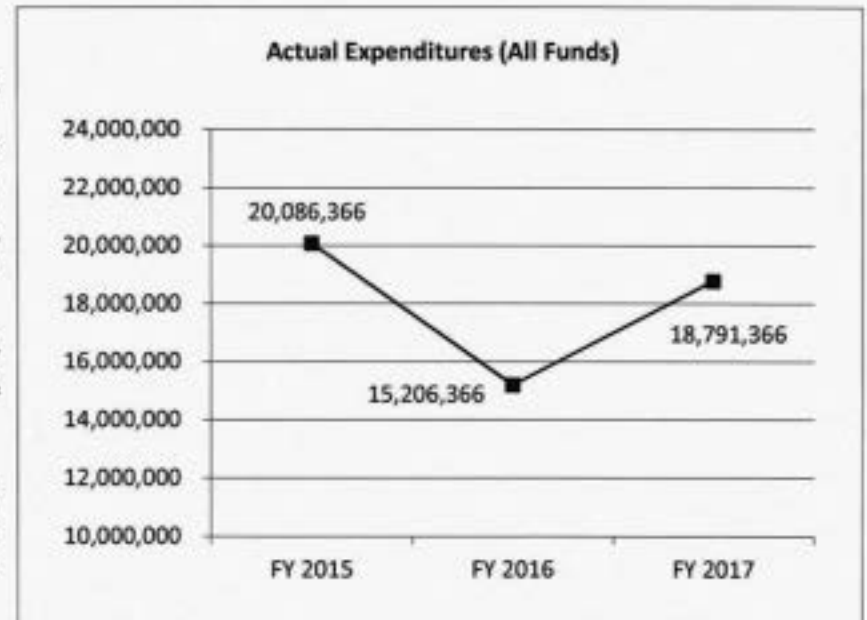
Department of Higher Education	Budget Unit	<u>55645C</u>
Division of Missouri Student Grants and Scholarships		
Core Transfer - Academic Scholarship Program (Bright Flight)	HB Section	<u>3.045</u>

3. PROGRAM LISTING (list programs included in this core funding)

Academic Scholarship Program (Bright Flight)

4. FINANCIAL HISTORY

	<u>FY 2015</u>	<u>FY 2016</u>	<u>FY 2017</u>	<u>FY 2018</u>
	<u>Actual</u>	<u>Actual</u>	<u>Actual</u>	<u>Current Yr.</u>
Appropriation (All Funds)	21,676,666	17,676,666	19,191,366	22,176,666
Less Reverted (All Funds)	(590,300)	(470,300)	0	(485,300)
Less Restricted (All Funds)	0	0	0	0
Budget Authority (All Funds)	21,086,366	17,206,366	19,191,366	N/A
Actual Expenditures (All Funds)	20,086,366	15,206,366	18,791,366	N/A
Unexpended (All Funds)	1,000,000	2,000,000	400,000	N/A
Unexpended, by Fund:				
General Revenue	0	0	0	N/A
Federal	0	0	0	N/A
Other	1,000,000	2,000,000	400,000	N/A



Reverted includes the statutory three-percent reserve amount (when applicable).

Restricted includes any Governor's Expenditure Restrictions which remained at the end of the fiscal year (when applicable).

NOTES: FY 2017 includes a supplemental appropriation of \$1,014,700.

CORE RECONCILIATION DETAIL

STATE

ACADEMIC SCHLSHP PRGM-TRANSFER

5. CORE RECONCILIATION DETAIL

	Budget Class	FTE	GR	Federal	Other	Total	Explanation
TAFP AFTER VETOES							
	TRF	0.00	16,176,666	0	6,000,000	22,176,666	
	Total	0.00	16,176,666	0	6,000,000	22,176,666	
DEPARTMENT CORE ADJUSTMENTS							
Core Reduction	888 T485 TRF	0.00	0	0	(4,000,000)	(4,000,000)	The guaranty agency operating fund cannot sustain multiple transfers to this program without compromising its ability to meet its primary obligations to the US Sec of Educ & MO student loan borrowers.
NET DEPARTMENT CHANGES		0.00	0	0	(4,000,000)	(4,000,000)	
DEPARTMENT CORE REQUEST							
	TRF	0.00	16,176,666	0	2,000,000	18,176,666	
	Total	0.00	16,176,666	0	2,000,000	18,176,666	
GOVERNOR'S ADDITIONAL CORE ADJUSTMENTS							
Core Reduction	888 T485 TRF	0.00	0	0	4,000,000	4,000,000	The guaranty agency operating fund cannot sustain multiple transfers to this program without compromising its ability to meet its primary obligations to the US Sec of Educ & MO student loan borrowers.
NET GOVERNOR CHANGES		0.00	0	0	4,000,000	4,000,000	
GOVERNOR'S RECOMMENDED CORE							
	TRF	0.00	16,176,666	0	6,000,000	22,176,666	
	Total	0.00	16,176,666	0	6,000,000	22,176,666	

DECISION ITEM SUMMARY

Budget Unit	FY 2017	FY 2017	FY 2018	FY 2018	FY 2019	FY 2019	FY 2019	FY 2019
Decision Item	ACTUAL	ACTUAL	BUDGET	BUDGET	DEPT REQ	DEPT REQ	GOV REC	GOV REC
Budget Object Summary	DOLLAR	FTE	DOLLAR	FTE	DOLLAR	FTE	DOLLAR	FTE
Fund								
ACADEMIC SCHLSHP PRGM-TRANSFER								
CORE								
FUND TRANSFERS								
GENERAL REVENUE	17,191,366	0.00	16,176,666	0.00	16,176,666	0.00	16,176,666	0.00
GUARANTY AGENCY OPERATING	0	0.00	4,000,000	0.00	0	0.00	4,000,000	0.00
INSTITUTION GIFT TRUST	1,600,000	0.00	2,000,000	0.00	2,000,000	0.00	2,000,000	0.00
TOTAL - TRF	18,791,366	0.00	22,176,666	0.00	18,176,666	0.00	22,176,666	0.00
TOTAL	18,791,366	0.00	22,176,666	0.00	18,176,666	0.00	22,176,666	0.00
NDI - ACADEMIC SCHLSHP PRG TRF - 1555001								
FUND TRANSFERS								
GENERAL REVENUE	0	0.00	0	0.00	1,000,000	0.00	1,000,000	0.00
TOTAL - TRF	0	0.00	0	0.00	1,000,000	0.00	1,000,000	0.00
TOTAL	0	0.00	0	0.00	1,000,000	0.00	1,000,000	0.00
ACADEMIC SCHLSHP TRF INCREASE - 1555010								
FUND TRANSFERS								
GENERAL REVENUE	0	0.00	0	0.00	4,000,000	0.00	0	0.00
TOTAL - TRF	0	0.00	0	0.00	4,000,000	0.00	0	0.00
TOTAL	0	0.00	0	0.00	4,000,000	0.00	0	0.00
GRAND TOTAL	\$18,791,366	0.00	\$22,176,666	0.00	\$23,176,666	0.00	\$23,176,666	0.00

DECISION ITEM DETAIL

Budget Unit	FY 2017	FY 2017	FY 2018	FY 2018	FY 2019	FY 2019	FY 2019	FY 2019
Decision Item	ACTUAL	ACTUAL	BUDGET	BUDGET	DEPT REQ	DEPT REQ	GOV REC	GOV REC
Budget Object Class	DOLLAR	FTE	DOLLAR	FTE	DOLLAR	FTE	DOLLAR	FTE
ACADEMIC SCHLSHP PRGM-TRANSFER								
CORE								
TRANSFERS OUT	18,791,366	0.00	22,176,666	0.00	18,176,666	0.00	22,176,666	0.00
TOTAL - TRF	18,791,366	0.00	22,176,666	0.00	18,176,666	0.00	22,176,666	0.00
GRAND TOTAL	\$18,791,366	0.00	\$22,176,666	0.00	\$18,176,666	0.00	\$22,176,666	0.00
GENERAL REVENUE	\$17,191,366	0.00	\$16,176,666	0.00	\$16,176,666	0.00	\$16,176,666	0.00
FEDERAL FUNDS	\$0	0.00	\$0	0.00	\$0	0.00	\$0	0.00
OTHER FUNDS	\$1,600,000	0.00	\$6,000,000	0.00	\$2,000,000	0.00	\$6,000,000	0.00

NEW DECISION ITEM

RANK: 6 OF 8

Department of Higher Education	Budget Uni <u>55645C</u>
Division of Missouri Student Grants and Scholarships	
NDI - Core Transfer - Academic Scholarship Program (Bright Flight)	DI# <u>1555001</u> HB Section <u>3.045</u>

1. AMOUNT OF REQUEST

	FY 2019 Budget Request				E
	GR	Federal	Other	Total	
PS	0	0	0	0	
EE	0	0	0	0	
PSD	0	0	0	0	
TRF	1,000,000	0	0	1,000,000	
Total	1,000,000	0	0	1,000,000	

FTE 0.00 0.00 0.00 0.00

<i>Est. Fringe</i>	0	0	0	0
--------------------	---	---	---	---

Note: Fringes budgeted in House Bill 5 except for certain fringes budgeted directly to MoDOT, Highway Patrol, and Conservation.

Other Funds:

	FY 2019 Governor's Recommendation				E
	GR	Federal	Other	Total	
PS	0	0	0	0	
EE	0	0	0	0	
PSD	0	0	0	0	
TRF	1,000,000	0	0	1,000,000	
Total	1,000,000	0	0	1,000,000	

FTE 0.00 0.00 0.00 0.00

<i>Est. Fringe</i>	0	0	0	0
--------------------	---	---	---	---

Note: Fringes budgeted in House Bill 5 except for certain fringes budgeted directly to MoDOT, Highway Patrol, and Conservation.

Other Funds:

2. THIS REQUEST CAN BE CATEGORIZED AS:

<input type="checkbox"/> New Legislation	<input type="checkbox"/> New Program	<input type="checkbox"/> Fund Switch
<input type="checkbox"/> Federal Mandate	<input type="checkbox"/> Program Expansion	<input checked="" type="checkbox"/> Cost to Continue
<input type="checkbox"/> GR Pick-Up	<input type="checkbox"/> Space Request	<input type="checkbox"/> Equipment Replacement
<input type="checkbox"/> Pay Plan	<input type="checkbox"/> Other: _____	

NEW DECISION ITEM

RANK: 6 OF 8

Department of Higher Education	Budget Uni	<u>55645C</u>
Division of Missouri Student Grants and Scholarships		
NDI - Core Transfer - Academic Scholarship Program (Bright Flight)	DI# <u>1555001</u>	HB Section <u>3.045</u>

3. WHY IS THIS FUNDING NEEDED? PROVIDE AN EXPLANATION FOR ITEMS CHECKED IN #2. INCLUDE THE FEDERAL OR STATE STATUTORY OR CONSTITUTIONAL AUTHORIZATION FOR THIS PROGRAM.

The Missouri Higher Education Academic Scholarship, commonly known as Bright Flight and authorized by Section 173.250, RSMo, provides scholarships to students who have a composite score in the top five percent of all Missouri students taking the ACT or the SAT by the June test date of their senior year of high school. The maximum scholarship award is \$3,000 per academic year for students in the top three percent of test takers, and \$1,000 for students in the top 4th and 5th percentiles. The top three percent must receive a full award (\$3,000) before students in the top 4th and 5th percentiles receive any award.

This request is the increase necessary to provide sufficient funds in FY 2019 to offer the full statutory award of \$3,000 for all students scoring in the top three percent.

4. DESCRIBE THE DETAILED ASSUMPTIONS USED TO DERIVE THE SPECIFIC REQUESTED AMOUNT. (How did you determine that the requested number of FTE were appropriate? From what source or standard did you derive the requested levels of funding? Were alternatives such as outsourcing or automation considered? If based on new legislation, does request tie to TAFP fiscal note? If not, explain why. Detail which portions of the request are one-times and how those amounts were calculated.)

The number of recipients in this program has increased between three and six percent over the past three years. Based on the number of eligible applicants, we anticipate the number of recipients for FY 2018 will increase by six percent, to 7,467 recipients. Currently we are projecting that same rate of increase for FY 2019, resulting in total recipients of 7,929 for that year. As indicated above, the intent of this item is to maintain award levels at the \$3,000 maximum for the top three percent of test takers. At that award level, it would require approximately \$1.4 million to fully fund the program for these students. However, the actual average award is relatively steady at approximately \$2,860. Given this expected actual award amount, it will require a total appropriation of approximately \$22.7 million to fully fund awards to the top three percent. Based on the current core amount (\$21.7 million after the statutory reserve), a \$1 million increase is needed.

NEW DECISION ITEM

RANK: 6 OF 8

Department of Higher Education	Budget Uni <u>55645C</u>
Division of Missouri Student Grants and Scholarships	
NDI - Core Transfer - Academic Scholarship Program (Bright Flight)	DI# <u>1555001</u> HB Section <u>3.045</u>

5. BREAK DOWN THE REQUEST BY BUDGET OBJECT CLASS, JOB CLASS, AND FUND SOURCE. IDENTIFY ONE-TIME COSTS.

Budget Object Class/Job Class	Dept Req GR DOLLARS	Dept Req GR	Dept Req FTE	Dept Req FED DOLLARS	Dept Req FED FTE	Dept Req OTHER DOLLARS	Dept Req OTHER FTE	Dept Req TOTAL DOLLARS	Dept Req TOTAL FTE	Dept Req One-Time DOLLARS	E
								0			
								0	0.0		
Total PS	<u>0</u>		<u>0.0</u>	<u>0</u>	<u>0.0</u>	<u>0</u>	<u>0.0</u>	<u>0</u>	<u>0.0</u>	<u>0</u>	
								0			
								0			
Total EE	<u>0</u>			<u>0</u>		<u>0</u>		<u>0</u>		<u>0</u>	
Program Distributions								0			
Total PSD	<u>0</u>			<u>0</u>		<u>0</u>		<u>0</u>		<u>0</u>	
Transfers	<u>1,000,000</u>							<u>1,000,000</u>			
Total TRF	<u>1,000,000</u>			<u>0</u>		<u>0</u>		<u>1,000,000</u>		<u>0</u>	
Grand Total	<u>1,000,000</u>		<u>0.0</u>	<u>0</u>	<u>0.0</u>	<u>0</u>	<u>0.0</u>	<u>1,000,000</u>	<u>0.0</u>	<u>0</u>	

NEW DECISION ITEM

RANK: 6 OF 8

Department of Higher Education	Budget Uni	<u>55645C</u>
Division of Missouri Student Grants and Scholarships		
NDI - Core Transfer - Academic Scholarship Program (Bright Flight)	DI#	<u>1555001</u>
	HB Section	<u>3.045</u>

6. PERFORMANCE MEASURES (If new decision item has an associated core, separately identify projected performance with & without additional funding.)

- 6a. Provide an effectiveness measure.
N/A
- 6b. Provide an efficiency measure.
N/A
- 6c. Provide the number of clients/individuals served, if applicable.
N/A
- 6d. Provide a customer satisfaction measure, if available.
N/A

7. STRATEGIES TO ACHIEVE THE PERFORMANCE MEASUREMENT TARGETS:

DECISION ITEM DETAIL

Budget Unit	FY 2017	FY 2017	FY 2018	FY 2018	FY 2019	FY 2019	FY 2019	FY 2019
Decision Item	ACTUAL	ACTUAL	BUDGET	BUDGET	DEPT REQ	DEPT REQ	GOV REC	GOV REC
Budget Object Class	DOLLAR	FTE	DOLLAR	FTE	DOLLAR	FTE	DOLLAR	FTE
ACADEMIC SCHLSHP PRGM-TRANSFER								
NDI - ACADEMIC SCHLSHP PRG TRF - 1555001								
TRANSFERS OUT	0	0.00	0	0.00	1,000,000	0.00	1,000,000	0.00
TOTAL - TRF	0	0.00	0	0.00	1,000,000	0.00	1,000,000	0.00
GRAND TOTAL	\$0	0.00	\$0	0.00	\$1,000,000	0.00	\$1,000,000	0.00
GENERAL REVENUE	\$0	0.00	\$0	0.00	\$1,000,000	0.00	\$1,000,000	0.00
FEDERAL FUNDS	\$0	0.00	\$0	0.00	\$0	0.00	\$0	0.00
OTHER FUNDS	\$0	0.00	\$0	0.00	\$0	0.00	\$0	0.00

NEW DECISION ITEM

RANK: 6 OF 11

Department of Higher Education	Budget Unit <u>55645C</u>
Division of Missouri Student Grants and Scholarships	
NDI - Core Transfer - Academic Scholarship Program (Bright Flight)	DI# <u>1555010</u> HB Section <u>3.045</u>

1. AMOUNT OF REQUEST

	FY 2019 Budget Request				E		FY 2019 Governor's Recommendation				E
	GR	Federal	Other	Total			GR	Federal	Other	Total	
PS	0	0	0	0	0	PS	0	0	0	0	0
EE	0	0	0	0	0	EE	0	0	0	0	0
PSD	0	0	0	0	0	PSD	0	0	0	0	0
TRF	4,000,000	0	0	4,000,000		TRF	0	0	0	0	0
Total	4,000,000	0	0	4,000,000		Total	0	0	0	0	0
FTE	0.00	0.00	0.00	0.00		FTE	0.00	0.00	0.00	0.00	

<i>Est. Fringe</i>	0	0	0	0
--------------------	---	---	---	---

Note: Fringes budgeted in House Bill 5 except for certain fringes budgeted directly to MoDOT, Highway Patrol, and Conservation.

Other Funds:

<i>Est. Fringe</i>	0	0	0	0
--------------------	---	---	---	---

Note: Fringes budgeted in House Bill 5 except for certain fringes budgeted directly to MoDOT, Highway Patrol, and Conservation.

Other Funds:

2. THIS REQUEST CAN BE CATEGORIZED AS:

<input type="checkbox"/> New Legislation	<input type="checkbox"/> New Program	<input checked="" type="checkbox"/> Fund Switch
<input type="checkbox"/> Federal Mandate	<input type="checkbox"/> Program Expansion	<input type="checkbox"/> Cost to Continue
<input type="checkbox"/> GR Pick-Up	<input type="checkbox"/> Space Request	<input type="checkbox"/> Equipment Replacement
<input type="checkbox"/> Pay Plan	<input type="checkbox"/> Other: _____	

NEW DECISION ITEM

RANK: 6 OF 11

Department of Higher Education	Budget Unit	<u>55645C</u>
Division of Missouri Student Grants and Scholarships		
NDI - Core Transfer - Academic Scholarship Program (Bright Flight)	DI# <u>1555010</u>	HB Section <u>3.045</u>

3. WHY IS THIS FUNDING NEEDED? PROVIDE AN EXPLANATION FOR ITEMS CHECKED IN #2. INCLUDE THE FEDERAL OR STATE STATUTORY OR CONSTITUTIONAL AUTHORIZATION FOR THIS PROGRAM.

The Missouri Higher Education Academic Scholarship, commonly known as Bright Flight and authorized by Section 173.250, RSMo, provides scholarships to students who have a composite score in the top five percent of all Missouri students taking the ACT or the SAT by the June test date of their senior year of high school. The maximum scholarship award is \$3,000 per academic year for students in the top three percent of test takers, and \$1,000 for students in the top 4th and 5th percentiles. The top three percent must receive a full award (\$3,000) before students in the top 4th and 5th percentiles receive any award.

Prior to FY 2018, the primary source of funding for this program was general revenue. During the FY 2018 legislative budget process, \$4 million of the funding was switched from general revenue to the guaranty agency operating fund. Per agreements with the US Secretary of Education, the MDHE is obligated to fulfill its duties as a student loan guaranty agency, which vary based on the economic environment, federal regulatory changes, and other unpredictable factors. The guaranty agency operating fund cannot sustain multiple transfers to the Academic Scholarship Program (Bright Flight) without comprising its ability to meet its primary obligations to the US Secretary of Education and Missouri student loan borrowers.

4. DESCRIBE THE DETAILED ASSUMPTIONS USED TO DERIVE THE SPECIFIC REQUESTED AMOUNT. (How did you determine that the requested number of FTE were appropriate? From what source or standard did you derive the requested levels of funding? Were alternatives such as outsourcing or automation considered? If based on new legislation, does request tie to TAFP fiscal note? If not, explain why. Detail which portions of the request are one-times and how those amounts were calculated.)

The amount necessary to fund the program at current levels did not change. The \$4 million requested is the amount of the MDHE core cut from the guaranty agency operating fund to be replaced by general revenue funding to maintain the appropriation. A fund switch first occurred in FY2018 to appropriate the funds from the guaranty agency operating fund.

NEW DECISION ITEM

RANK: 6 OF 11

Department of Higher Education	Budget Unit	<u>55645C</u>
Division of Missouri Student Grants and Scholarships		
NDI - Core Transfer - Academic Scholarship Program (Bright Flight)	DI# <u>1555010</u>	HB Section <u>3.045</u>

5. BREAK DOWN THE REQUEST BY BUDGET OBJECT CLASS, JOB CLASS, AND FUND SOURCE. IDENTIFY ONE-TIME COSTS.

Budget Object Class/Job Class	Dept Req GR DOLLARS	Dept Req GR FTE	Dept Req FED DOLLARS	Dept Req FED FTE	Dept Req OTHER DOLLARS	Dept Req OTHER FTE	Dept Req TOTAL DOLLARS	Dept Req TOTAL FTE	Dept Req One-Time DOLLARS	E
							0			
							0	0.0		
Total PS	0	0.0	0	0.0	0	0.0	0	0.0	0	
							0			
							0			
Total EE	0		0		0		0		0	
Program Distributions							0			
Total PSD	0		0		0		0		0	
Transfers	4,000,000						4,000,000			
Total TRF	4,000,000		0		0		4,000,000		0	
Grand Total	4,000,000	0.0	0	0.0	0	0.0	4,000,000	0.0	0	

NEW DECISION ITEM

RANK: 6 OF 11

Department of Higher Education		Budget Unit	<u>55645C</u>
Division of Missouri Student Grants and Scholarships			
NDI - Core Transfer - Academic Scholarship Program (Bright Flight)	DI# <u>1555010</u>	HB Section	<u>3.045</u>
6. PERFORMANCE MEASURES (If new decision item has an associated core, separately identify projected performance with & without additional funding.)			
6a.	Provide an effectiveness measure. N/A		
6b.	Provide an efficiency measure. N/A		
6c.	Provide the number of clients/individuals served, if applicable. N/A		
6d.	Provide a customer satisfaction measure, if available. N/A		
7. STRATEGIES TO ACHIEVE THE PERFORMANCE MEASUREMENT TARGETS:			

DECISION ITEM DETAIL

Budget Unit	FY 2017	FY 2017	FY 2018	FY 2018	FY 2019	FY 2019	FY 2019	FY 2019
Decision Item	ACTUAL	ACTUAL	BUDGET	BUDGET	DEPT REQ	DEPT REQ	GOV REC	GOV REC
Budget Object Class	DOLLAR	FTE	DOLLAR	FTE	DOLLAR	FTE	DOLLAR	FTE
ACADEMIC SCHLSHP PRGM-TRANSFER								
ACADEMIC SCHLSHP TRF INCREASE - 1555010								
TRANSFERS OUT	0	0.00	0	0.00	4,000,000	0.00	0	0.00
TOTAL - TRF	0	0.00	0	0.00	4,000,000	0.00	0	0.00
GRAND TOTAL	\$0	0.00	\$0	0.00	\$4,000,000	0.00	\$0	0.00
GENERAL REVENUE	\$0	0.00	\$0	0.00	\$4,000,000	0.00		0.00
FEDERAL FUNDS	\$0	0.00	\$0	0.00	\$0	0.00		0.00
OTHER FUNDS	\$0	0.00	\$0	0.00	\$0	0.00		0.00

Department of Higher Education	Budget Unit	<u>55647C</u>
Division of Missouri Student Grants and Scholarships		
Core - Academic Scholarship Program (Bright Flight)	HB Section	<u>3.050</u>

1. CORE FINANCIAL SUMMARY

	FY 2019 Budget Request						FY 2019 Governor's Recommendation				
	GR	Federal	Other	Total	E		GR	Federal	Other	Total	E
PS	0	0	0	0		PS	0	0	0	0	
EE	0	0	0	0		EE	0	0	0	0	
PSD	0	0	24,676,666	24,676,666		PSD	0	0	24,676,666	24,676,666	
TRF	0	0	0	0		TRF	0	0	0	0	
Total	0	0	24,676,666	24,676,666		Total	0	0	24,676,666	24,676,666	
FTE	0.00	0.00	0.00	0.00		FTE	0.00	0.00	0.00	0.00	

<i>Est. Fringe</i>	0	0	0	0
--------------------	---	---	---	---

Note: Fringes budgeted in House Bill 5 except for certain fringes budgeted directly to MoDOT, Highway Patrol, and Conservation.

<i>Est. Fringe</i>	0	0	0	0
--------------------	---	---	---	---

Note: Fringes budgeted in House Bill 5 except for certain fringes budgeted directly to MoDOT, Highway Patrol, and Conservation.

Other Funds: Academic Scholarship Fund (0840)

Other Funds: Academic Scholarship Fund (0840)

2. CORE DESCRIPTION

The Missouri Higher Education Academic Scholarship Program (also known as "Bright Flight"), provides scholarships based on academic achievement. The scholarship may be renewed until the first bachelor's degree is received or the scholarship has been received for ten semesters, whichever occurs first. The scholarship includes two award levels based on ACT or SAT scores in the top 3% (a maximum award of \$3,000) or ACT or SAT scores in the top fourth and fifth percentiles (a maximum award of \$1,000). Students scoring in the top 3% must be awarded the \$3,000 maximum before students in the top fourth and fifth percentiles can be awarded. For the 2017-2018 academic year the qualifying composite test scores for students scoring in the top 3% are the following: ACT 31 or SAT math 800 and SAT critical reading 800. The qualifying scores for students scoring in the top fourth and fifth percentiles are an ACT score of 30 or an SAT math score of 770-799 and an SAT critical reading score of 770-799. For the 2018-2019 academic year the qualifying ACT scores remain 31 for students scoring in the top 3% and 30 for students scoring in the top fourth and fifth percentiles. Data to establish the SAT cut scores for 2018-2019 are not yet available.

The core request of \$24,676,666 will provide scholarships in the amount of \$2,625 to an estimated 7,929 students qualifying in the top 3%.

As outlined in the core reconciliation (#5), a new decision item is being requested for this program.

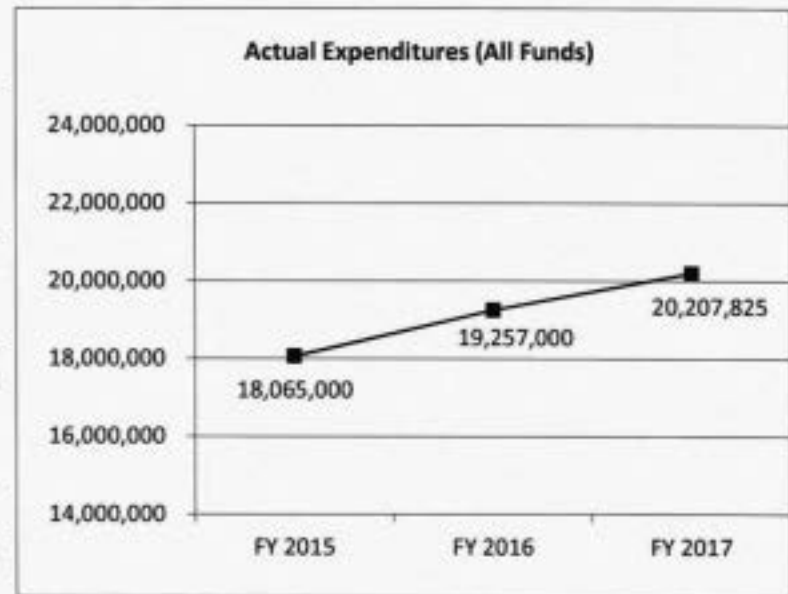
Department of Higher Education	Budget Unit <u>55647C</u>
Division of Missouri Student Grants and Scholarships	
Core - Academic Scholarship Program (Bright Flight)	HB Section <u>3.050</u>

3. PROGRAM LISTING (list programs included in this core funding)

Academic Scholarship Program (Bright Flight)

4. FINANCIAL HISTORY

	FY 2015 Actual	FY 2016 Actual	FY 2017 Actual	FY 2018 Current Yr.
Appropriation (All Funds)	22,676,666	20,076,666	22,176,666	24,676,666
Less Reverted (All Funds)	0	0	0	0
Less Restricted (All Funds)	0	0	0	0
Budget Authority (All Funds)	22,676,666	20,076,666	22,176,666	N/A
Actual Expenditures (All Funds)	18,065,000	19,257,000	20,207,825	N/A
Unexpended (All Funds)	4,611,666	819,666	1,968,841	N/A
Unexpended, by Fund:				
General Revenue	0	0	0	N/A
Federal	0	0	0	N/A
Other	4,611,666	819,666	1,968,841	N/A
Amount Available to Spend*	18,065,000	19,257,000	20,207,825	
Actual Expenditures	18,065,000	19,257,000	20,207,825	
Actual Unexpended	0	0	0	



*FY15, FY16 & FY17 - Includes the transfer, returned funds that were available to be respent, and the amount of the beginning cash balance utilized, if applicable.

Reverted includes the statutory three-percent reserve amount (when applicable).

Restricted includes any Governor's Expenditure Restrictions which remained at the end of the fiscal year (when applicable).

NOTES: A supplemental appropriation of \$1.4 million was received in FY 2016 and \$1.5 million in FY 2017.

CORE RECONCILIATION DETAIL

STATE
ACADEMIC SCHOLARSHIP PROGRAM

5. CORE RECONCILIATION DETAIL

	Budget Class	FTE	GR	Federal	Other	Total	Explanation
TAFP AFTER VETOES							
	PD	0.00	0	0	24,676,666	24,676,666	
	Total	0.00	0	0	24,676,666	24,676,666	
DEPARTMENT CORE REQUEST							
	PD	0.00	0	0	24,676,666	24,676,666	
	Total	0.00	0	0	24,676,666	24,676,666	
GOVERNOR'S RECOMMENDED CORE							
	PD	0.00	0	0	24,676,666	24,676,666	
	Total	0.00	0	0	24,676,666	24,676,666	

DECISION ITEM SUMMARY

Budget Unit	FY 2017	FY 2017	FY 2018	FY 2018	FY 2019	FY 2019	FY 2019	FY 2019
Decision Item	ACTUAL	ACTUAL	BUDGET	BUDGET	DEPT REQ	DEPT REQ	GOV REC	GOV REC
Budget Object Summary	DOLLAR	FTE	DOLLAR	FTE	DOLLAR	FTE	DOLLAR	FTE
Fund								
ACADEMIC SCHOLARSHIP PROGRAM								
CORE								
PROGRAM-SPECIFIC								
ACADEMIC SCHOLARSHIP	20,207,825	0.00	24,676,666	0.00	24,676,666	0.00	24,676,666	0.00
TOTAL - PD	20,207,825	0.00	24,676,666	0.00	24,676,666	0.00	24,676,666	0.00
TOTAL	20,207,825	0.00	24,676,666	0.00	24,676,666	0.00	24,676,666	0.00
ACADEMIC SCHLSHP PRG INCREASE - 1555002								
PROGRAM-SPECIFIC								
ACADEMIC SCHOLARSHIP	0	0.00	0	0.00	1,000,000	0.00	1,000,000	0.00
TOTAL - PD	0	0.00	0	0.00	1,000,000	0.00	1,000,000	0.00
TOTAL	0	0.00	0	0.00	1,000,000	0.00	1,000,000	0.00
GRAND TOTAL	\$20,207,825	0.00	\$24,676,666	0.00	\$25,676,666	0.00	\$25,676,666	0.00

DECISION ITEM DETAIL

Budget Unit	FY 2017	FY 2017	FY 2018	FY 2018	FY 2019	FY 2019	FY 2019	FY 2019
Decision Item	ACTUAL	ACTUAL	BUDGET	BUDGET	DEPT REQ	DEPT REQ	GOV REC	GOV REC
Budget Object Class	DOLLAR	FTE	DOLLAR	FTE	DOLLAR	FTE	DOLLAR	FTE
ACADEMIC SCHOLARSHIP PROGRAM								
CORE								
PROGRAM DISTRIBUTIONS	20,207,825	0.00	24,676,666	0.00	24,676,666	0.00	24,676,666	0.00
TOTAL - PD	20,207,825	0.00	24,676,666	0.00	24,676,666	0.00	24,676,666	0.00
GRAND TOTAL	\$20,207,825	0.00	\$24,676,666	0.00	\$24,676,666	0.00	\$24,676,666	0.00
GENERAL REVENUE	\$0	0.00	\$0	0.00	\$0	0.00	\$0	0.00
FEDERAL FUNDS	\$0	0.00	\$0	0.00	\$0	0.00	\$0	0.00
OTHER FUNDS	\$20,207,825	0.00	\$24,676,666	0.00	\$24,676,666	0.00	\$24,676,666	0.00

Department of Higher Education HB Section(s): 3.050
 Academic Scholarship Program (Bright Flight)
 Program is found in the following core budget(s): Academic Scholarship Program (Bright Flight)

1a. What strategic priority does this program address?

Postsecondary Affordability and Attainment.

1b. What does this program do?

This program incentivizes academically talented Missouri students to attend a participating Missouri postsecondary institution by providing scholarships based on academic achievement. It encourages the best and brightest students to pursue and complete their education in Missouri rather than out of state. A high school senior must score in the top 5 percent on the ACT or SAT assessment to qualify. The scholarship award is up to \$3,000 annually for those in the top 3 percent and up to \$1,000 for those in the 4th and 5th percentiles. Students in the top 3 percent must be awarded the full \$3,000 before students in the 4th and 5th percentiles can be awarded. Due to funding limitations, top 4th and 5th percentile students have never received awards. The scholarship can be renewed until the first bachelor's degree is received or the scholarship has been received for ten semesters, whichever occurs first.

2. What is the authorization for this program, i.e., federal or state statute, etc.? (Include the federal program number, if applicable.)

Section 173.250, RSMo

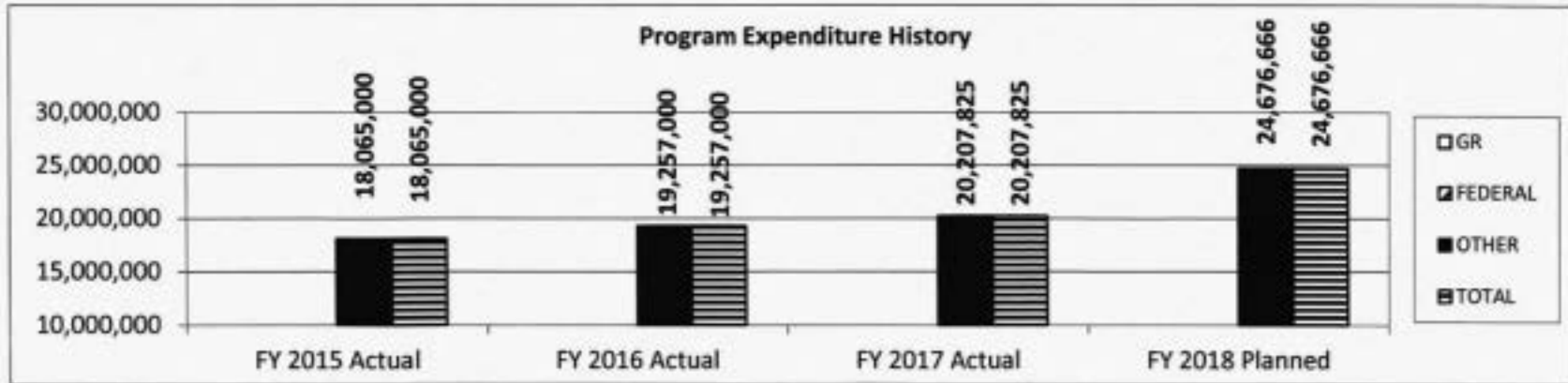
3. Are there federal matching requirements? If yes, please explain.

No

4. Is this a federally mandated program? If yes, please explain.

No

5. Provide actual expenditures for the prior three fiscal years and planned expenditures for the current fiscal year.



Department of Higher Education HB Section(s): 3.050

Academic Scholarship Program (Bright Flight)

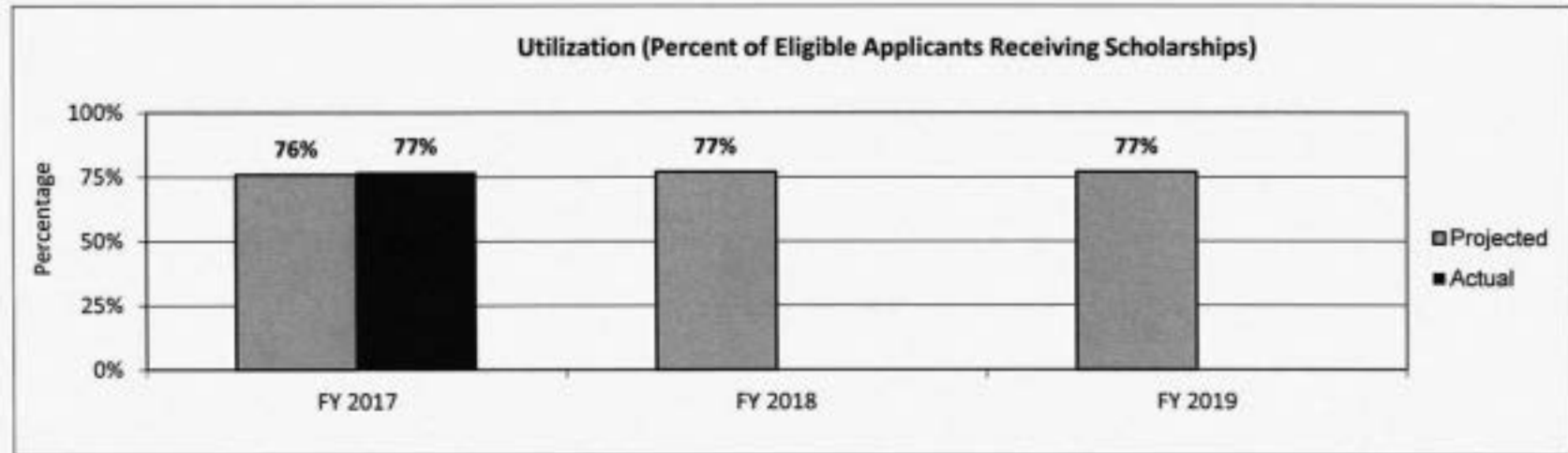
Program is found in the following core budget(s): Academic Scholarship Program (Bright Flight)

6. What are the sources of the "Other " funds?

Academic Scholarship Fund (0840)

Performance of the state student financial assistance programs is dependent upon individual student behavior, as well as the amount of funding appropriated by the General Assembly. As these factors, especially as they relate to student behavior, are beyond the Department of Higher Education's control, base and stretch performance targets do not apply.

7a. Provide an effectiveness measure.

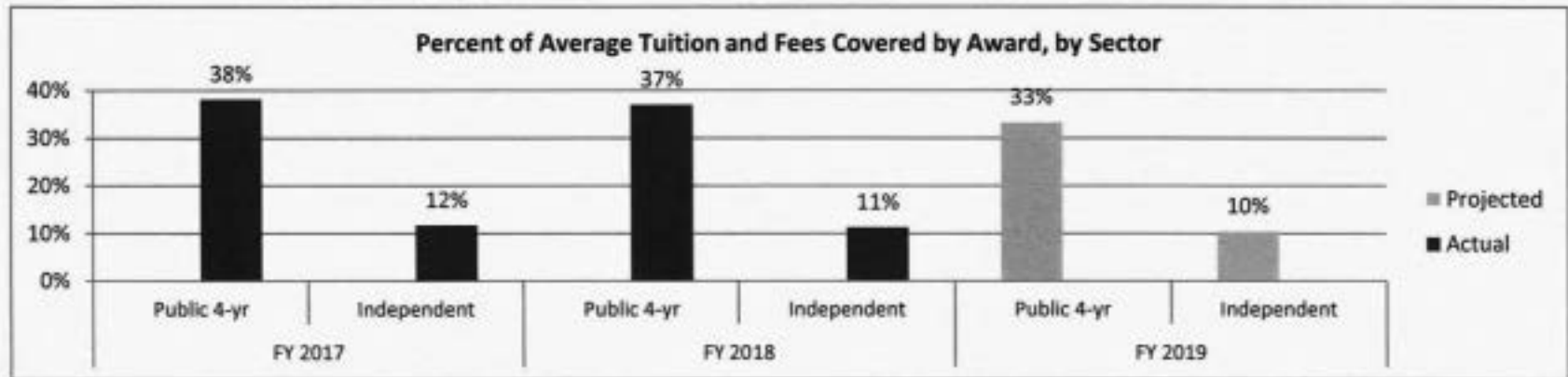


Note: Percentages reflect eligible applicants scoring in the top three percent who received, or are projected to receive, the scholarship at a participating Missouri postsecondary institution for at least one semester in the applicable academic year. They do not reflect the unfunded top fourth and fifth percentiles.

Department of Higher Education HB Section(s): 3.050

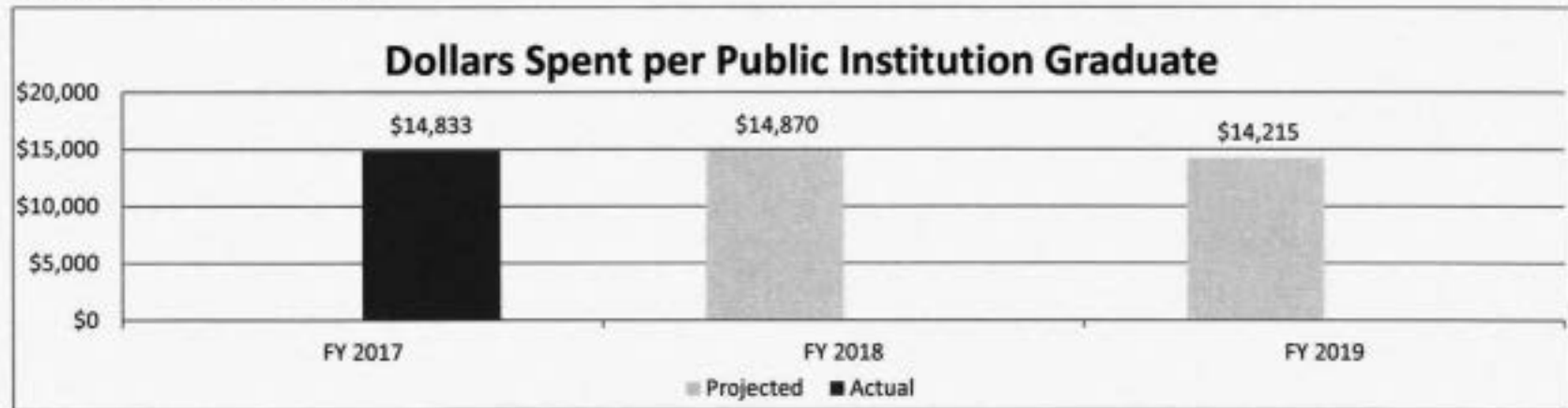
Academic Scholarship Program (Bright Flight)

Program is found in the following core budget(s): Academic Scholarship Program (Bright Flight)



Note: Average sector tuition compared to actual maximum award. Does not include public two-year institutions.

7b. Provide an efficiency measure.



Note: Compares total recipients who graduated from public institutions in each fiscal year to total awards at public institutions in that year. This measure is based on the program's purpose of encouraging students to pursue and complete a degree.

PROGRAM DESCRIPTION

Department of Higher Education		HB Section(s): 3.050								
Academic Scholarship Program (Bright Flight)										
Program is found in the following core budget(s): Academic Scholarship Program (Bright Flight)										
7c. Provide the number of clients/individuals served, if applicable.										
How many students are receiving scholarships under this program?										
	FY 2015		FY 2016		FY 2017		FY 2018	FY 2019	FY 2020	
	Projected	Actual	Projected	Actual	Projected	Actual	Projected	Projected	Projected	
Number of students	6,100	6,283	6,800	6,685	7,035	7,033	7,467	7,929	7,500	
Note: Projected decline for FY 2020 is result of end of ACT census testing at public high schools.										
7d. Provide a customer satisfaction measure, if available.										
N/A										

NEW DECISION ITEM

RANK: 6 OF 8

Department of Higher Education	Budget Unit <u>55647C</u>
Division of Missouri Student Grants and Scholarships	
Core - Academic Scholarship Program (Bright Flight) <u>DI# 1555002</u>	HB Section <u>3.050</u>

1. AMOUNT OF REQUEST

FY 2019 Budget Request					FY 2019 Governor's Recommendation						
	GR	Federal	Other	Total	E		GR	Federal	Other	Total	E
PS	0	0	0	0		PS	0	0	0	0	
EE	0	0	0	0		EE	0	0	0	0	
PSD	0	0	1,000,000	1,000,000		PSD	0	0	1,000,000	1,000,000	
TRF	0	0	0	0		TRF	0	0	0	0	
Total	0	0	1,000,000	1,000,000		Total	0	0	1,000,000	1,000,000	
FTE	0.00	0.00	0.00	0.00		FTE	0.00	0.00	0.00	0.00	
<i>Est. Fringe</i>	<i>0</i>	<i>0</i>	<i>0</i>	<i>0</i>		<i>Est. Fringe</i>	<i>0</i>	<i>0</i>	<i>0</i>	<i>0</i>	
<i>Note: Fringes budgeted in House Bill 5 except for certain fringes budgeted directly to MoDOT, Highway Patrol, and Conservation.</i>						<i>Note: Fringes budgeted in House Bill 5 except for certain fringes budgeted directly to MoDOT, Highway Patrol, and Conservation.</i>					

Other Funds: Academic Scholarship Fund (0840)

Other Funds: Academic Scholarship Fund (0840)

2. THIS REQUEST CAN BE CATEGORIZED AS:

<input type="checkbox"/> New Legislation	<input type="checkbox"/> New Program	<input type="checkbox"/> Fund Switch
<input type="checkbox"/> Federal Mandate	<input type="checkbox"/> Program Expansion	<input checked="" type="checkbox"/> Cost to Continue
<input type="checkbox"/> GR Pick-Up	<input type="checkbox"/> Space Request	<input type="checkbox"/> Equipment Replacement
<input type="checkbox"/> Pay Plan	<input type="checkbox"/> Other: _____	

NEW DECISION ITEM

RANK: 6 OF 8

Department of Higher Education	Budget Unit	<u>55647C</u>
Division of Missouri Student Grants and Scholarships		
Core - Academic Scholarship Program (Bright Flight)	DI# 1555002	HB Section <u>3.050</u>

3. WHY IS THIS FUNDING NEEDED? PROVIDE AN EXPLANATION FOR ITEMS CHECKED IN #2. INCLUDE THE FEDERAL OR STATE STATUTORY OR CONSTITUTIONAL AUTHORIZATION FOR THIS PROGRAM.

The Missouri Higher Education Academic Scholarship, commonly known as Bright Flight and authorized by Section 173.250, RSMo, provides scholarships to students who have a composite score in the top five percent of all Missouri students taking the ACT or the SAT by the June test date of their senior year of high school. The maximum scholarship award is \$3,000 per academic year for students in the top three percent of test takers, and \$1,000 for students in the top 4th and 5th percentiles. The top three percent must receive a full award (\$3,000) before students in the top 4th and 5th percentiles receive any award.

This request is the increase necessary to provide sufficient funds in FY 2019 to offer the full statutory award of \$3,000 for all students scoring in the top three percent.

4. DESCRIBE THE DETAILED ASSUMPTIONS USED TO DERIVE THE SPECIFIC REQUESTED AMOUNT. (How did you determine that the requested number of FTE were appropriate? From what source or standard did you derive the requested levels of funding? Were alternatives such as outsourcing or automation considered? If based on new legislation, does request tie to TAFP fiscal note? If not, explain why. Detail which portions of the request are one-times and how those amounts were calculated.)

The number of recipients in this program has increased between three and six percent over the past three years. Based on the number of eligible applicants, we anticipate the number of recipients for FY 2018 will increase by six percent, to 7,467 recipients. Currently we are projecting that same rate of increase for FY 2019, resulting in total recipients of 7,929 for that year. As indicated above, the intent of this item is to maintain award levels at the \$3,000 maximum for the top three percent of test takers. At that award level, it would require approximately \$1.4 million to fully fund the program for these students. However, the actual average award is relatively steady at approximately \$2,860. Given this expected actual award amount, it will require a total appropriation of approximately \$22.7 million to fully fund awards to the top three percent. Based on the current core amount (\$21.7 million after the statutory reserve), a \$1 million increase is needed.

NEW DECISION ITEM

RANK: 6 OF 8

Department of Higher Education	Budget Unit	55647C
Division of Missouri Student Grants and Scholarships		
Core - Academic Scholarship Program (Bright Flight)	DI# 1555002	HB Section 3.050

5. BREAK DOWN THE REQUEST BY BUDGET OBJECT CLASS, JOB CLASS, AND FUND SOURCE. IDENTIFY ONE-TIME COSTS.

Budget Object Class/Job Class	Dept Req GR DOLLARS	Dept Req GR	Dept Req FTE	Dept Req FED DOLLARS	Dept Req FED FTE	Dept Req OTHER DOLLARS	Dept Req OTHER FTE	Dept Req TOTAL DOLLARS	Dept Req TOTAL FTE	Dept Req One-Time DOLLARS	E
								0			
								0	0.0		
Total PS	<u>0</u>	<u>0.0</u>	<u>0</u>	<u>0</u>	<u>0.0</u>	<u>0</u>	<u>0.0</u>	<u>0</u>	<u>0.0</u>	<u>0</u>	
								0			
								0			
Total EE	<u>0</u>			<u>0</u>		<u>0</u>		<u>0</u>		<u>0</u>	
Program Distributions						1,000,000		1,000,000			
Total PSD	<u>0</u>			<u>0</u>		<u>1,000,000</u>		<u>1,000,000</u>		<u>0</u>	
Transfers											
Total TRF	<u>0</u>			<u>0</u>		<u>0</u>		<u>0</u>		<u>0</u>	
Grand Total	<u>0</u>	<u>0.0</u>	<u>0</u>	<u>0</u>	<u>0.0</u>	<u>1,000,000</u>	<u>0.0</u>	<u>1,000,000</u>	<u>0.0</u>	<u>0</u>	

NEW DECISION ITEM

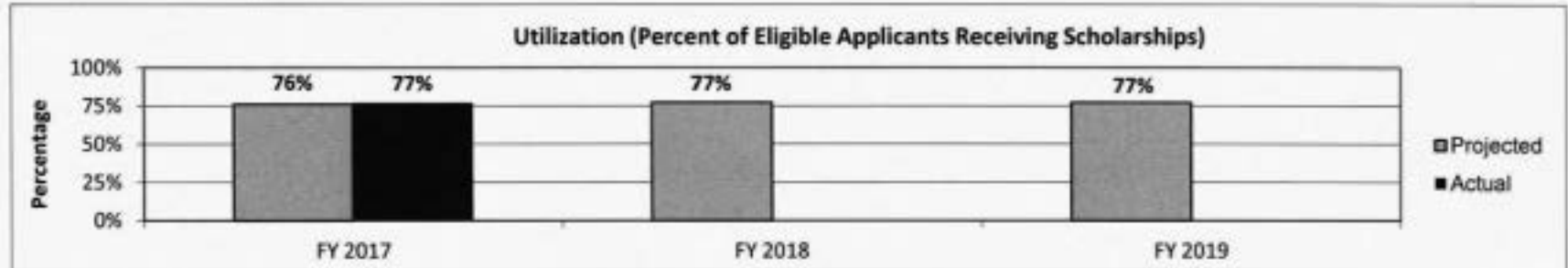
RANK: 6 OF 8

Department of Higher Education	Budget Unit <u>55647C</u>
Division of Missouri Student Grants and Scholarships	
Core - Academic Scholarship Program (Bright Flight) <u>DI# 1555002</u>	HB Section <u>3.050</u>

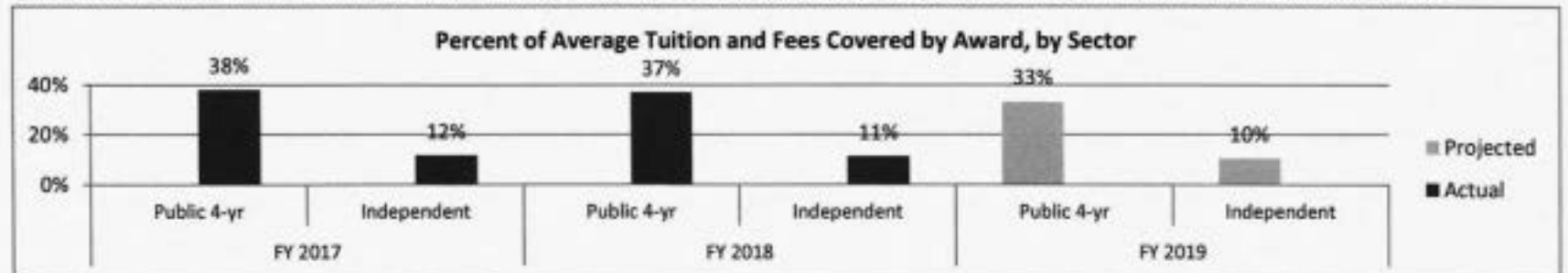
6. PERFORMANCE MEASURES (If new decision item has an associated core, separately identify projected performance with & without additional funding.)

Performance of the state student financial assistance programs is dependent upon individual student behavior, as well as the amount of funding appropriated by the General Assembly. As these factors, especially as they relate to student behavior, are beyond the Department of Higher Education's control, base and stretch performance targets do not apply.

6a. Provide an effectiveness measure.



Note: Percentages reflect eligible applicants scoring in the top three percent who received, or are projected to receive, the scholarship at a participating Missouri postsecondary institution for at least one semester in the applicable academic year. They do not reflect the unfunded top fourth and fifth percentiles.



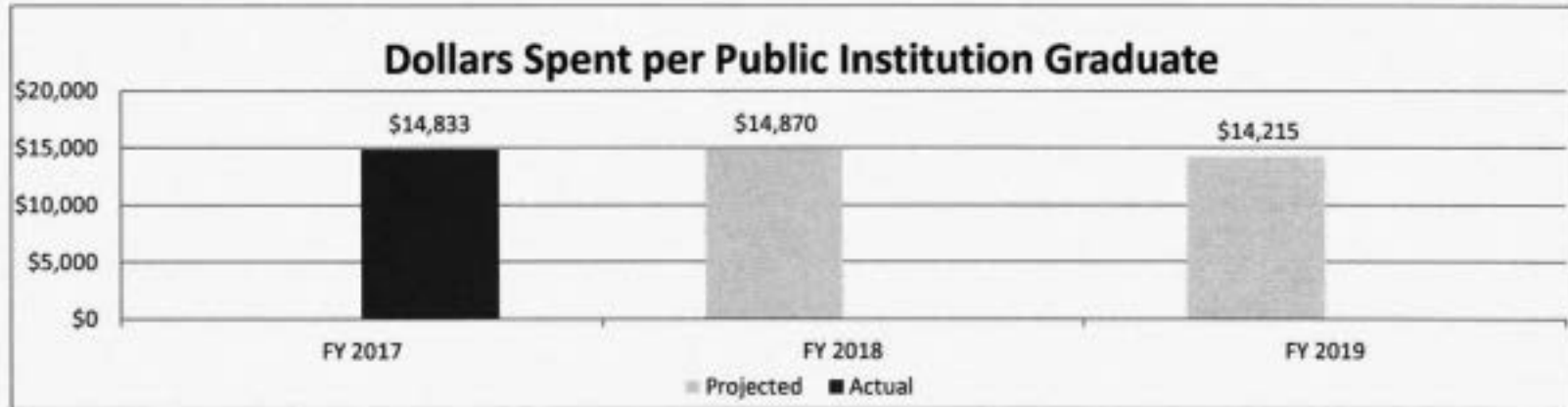
Note: Average sector tuition compared to actual maximum award. Does not include public two-year institutions.

NEW DECISION ITEM

RANK: 6 OF 8

Department of Higher Education		Budget Unit	<u>55647C</u>
Division of Missouri Student Grants and Scholarships			
Core - Academic Scholarship Program (Bright Flight)	DI# 1555002	HB Section	<u>3.050</u>

6b. Provide an efficiency measure.



Note: Compares total recipients who graduated from public institutions in each fiscal year to total awards at public institutions in that year. This measure is based on the program's purpose of encouraging students to pursue and complete a degree.

6c. Provide the number of clients/individuals served, if applicable.

How many students are receiving scholarships under this program?

	FY 2015		FY 2016		FY 2017		FY 2018	FY 2019	FY 2020
	Projected	Actual	Projected	Actual	Projected	Actual	Projected	Projected	Projected
Number of students	6,100	6,283	6,800	6,685	7,035	7,033	7,467	7,929	7,500

Note: Projected decline for FY 2020 is result of end of ACT census testing at public high schools.

6d. Provide a customer satisfaction measure, if available.

NA

NEW DECISION ITEM

RANK: 6 OF 8

Department of Higher Education		Budget Unit	<u>55647C</u>
Division of Missouri Student Grants and Scholarships			
Core - Academic Scholarship Program (Bright Flight)	DI# 1555002	HB Section	<u>3.050</u>

7. STRATEGIES TO ACHIEVE THE PERFORMANCE MEASUREMENT TARGETS:

Because the MDHE has very limited ability to impact these measures, they are identified as projections rather than targets. However, in order to be effective, student financial assistance programs must provide consistent and reliable financial help to students. For this program, that means it is critical to maintain the statutory maximum award for individuals that met the eligibility requirement. This request is required to maintain that award level and, as such, should continue to encourage students to do the work necessary to achieve and maintain scholarship eligibility.

DECISION ITEM DETAIL

Budget Unit	FY 2017	FY 2017	FY 2018	FY 2018	FY 2019	FY 2019	FY 2019	FY 2019
Decision Item	ACTUAL	ACTUAL	BUDGET	BUDGET	DEPT REQ	DEPT REQ	GOV REC	GOV REC
Budget Object Class	DOLLAR	FTE	DOLLAR	FTE	DOLLAR	FTE	DOLLAR	FTE
ACADEMIC SCHOLARSHIP PROGRAM								
ACADEMIC SCHLSHP PRG INCREASE - 1555002								
PROGRAM DISTRIBUTIONS	0	0.00	0	0.00	1,000,000	0.00	1,000,000	0.00
TOTAL - PD	0	0.00	0	0.00	1,000,000	0.00	1,000,000	0.00
GRAND TOTAL	\$0	0.00	\$0	0.00	\$1,000,000	0.00	\$1,000,000	0.00
GENERAL REVENUE	\$0	0.00	\$0	0.00	\$0	0.00	\$0	0.00
FEDERAL FUNDS	\$0	0.00	\$0	0.00	\$0	0.00	\$0	0.00
OTHER FUNDS	\$0	0.00	\$0	0.00	\$1,000,000	0.00	\$1,000,000	0.00

Department of Higher Education	Budget Unit	55648C
Division of Missouri Student Grants and Scholarships		
Core Transfer - Access Missouri Financial Assistance Program	HB Section	3.055

1. CORE FINANCIAL SUMMARY

	FY 2019 Budget Request						FY 2019 Governor's Recommendation				
	GR	Federal	Other	Total	E		GR	Federal	Other	Total	E
PS	0	0	0	0	0	PS	0	0	0	0	
EE	0	0	0	0	0	EE	0	0	0	0	
PSD	0	0	0	0	0	PSD	0	0	0	0	
TRF	44,165,640	0	14,016,667	58,182,307		TRF	44,165,640	0	19,516,667	63,682,307	
Total	44,165,640	0	14,016,667	58,182,307		Total	44,165,640	0	19,516,667	63,682,307	
FTE	0.00	0.00	0.00	0.00		FTE	0.00	0.00	0.00	0.00	

Est. Fringe	0	0	0	0
--------------------	---	---	---	---

Est. Fringe	0	0	0	0
--------------------	---	---	---	---

Note: Fringes budgeted in House Bill 5 except for certain fringes budgeted directly to MoDOT, Highway Patrol, and Conservation.

Note: Fringes budgeted in House Bill 5 except for certain fringes budgeted directly to MoDOT, Highway Patrol, and Conservation.

Other Funds: Lottery Proceeds Fund (0291) - \$11,916,667
 State Institutions Gift Trust Fund (0925) - \$2,000,000
 MO Student Grant Program Gift Fund (0272) - \$50,000
 Advantage Missouri Trust Fund (0856) - \$50,000

Other Funds: Lottery Proceeds Fund (0291) - \$11,916,667
 State Institutions Gift Trust Fund (0925) - \$2,000,000
 MO Student Grant Program Gift Fund (0272) - \$50,000
 Advantage Missouri Trust Fund (0856) - \$50,000
 Guaranty Agency Operating Fund (0880) - \$5,500,000

2. CORE DESCRIPTION

This core request is for a transfer from general revenue, the lottery proceeds fund, the Advantage Missouri trust fund, and private sources totaling \$58,182,307 to the Access Missouri Financial Assistance Program.

The Access Missouri Financial Assistance Program is also authorized by statute to receive \$5 million from the Gaming Commission Fund. The appropriated transfer from all sources including general revenue, lottery proceeds funds, gaming and other sources totals \$63,182,307.

As outlined in the core reconciliation (#5), a new decision item and core reduction is being processed for this program transfer.

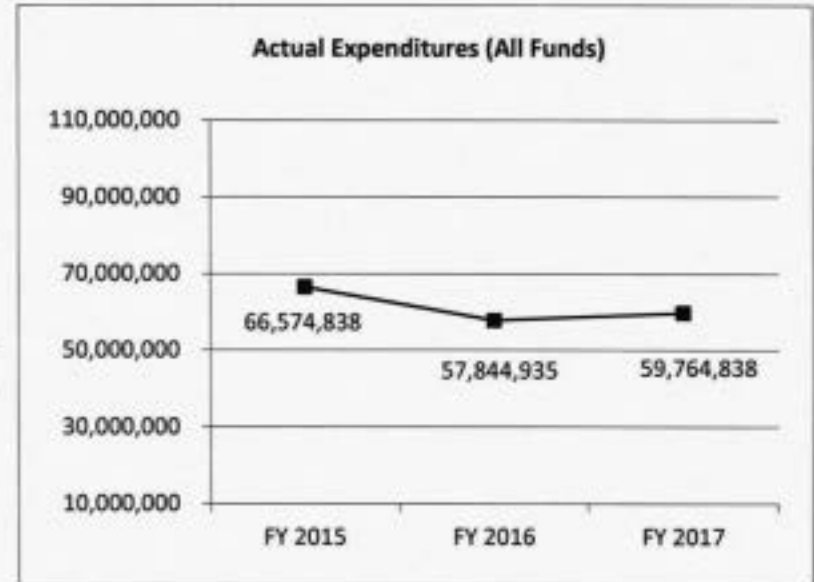
Department of Higher Education	Budget Unit <u>55648C</u>
Division of Missouri Student Grants and Scholarships	
Core Transfer - Access Missouri Financial Assistance Program	HB Section <u>3.055</u>

3. PROGRAM LISTING (list programs included in this core funding)

Access Missouri Financial Assistance Program

4. FINANCIAL HISTORY

	FY 2015 Actual	FY 2016 Actual	FY 2017 Actual	FY 2018 Current Yr.
Appropriation (All Funds)	68,682,307	59,682,507	63,682,307	63,682,307
Less Reverted (All Funds)	(2,057,469)	(1,787,469)	(1,847,469)	(1,682,469)
Less Restricted (All Funds)	0	0	0	0
Budget Authority (All Funds)	66,624,838	57,895,038	61,834,838	N/A
Actual Expenditures (All Funds)	66,574,838	57,844,935	59,764,838	N/A
Unexpended (All Funds)	50,000	50,103	2,070,000	N/A
Unexpended, by Fund:				
General Revenue	0	0	0	N/A
Federal	0	0	0	N/A
Other	50,000	50,103	2,070,000	N/A



Reverted includes the statutory three-percent reserve amount (when applicable).

Restricted includes any Governor's Expenditure Restrictions which remained at the end of the fiscal year (when applicable).

NOTES:

CORE RECONCILIATION DETAIL

STATE

ACCESS MISSOURI TRANSFER

5. CORE RECONCILIATION DETAIL

	Budget Class	FTE	GR	Federal	Other	Total	Explanation
TAFP AFTER VETOES							
	TRF	0.00	44,165,640	0	19,516,667	63,682,307	
	Total	0.00	44,165,640	0	19,516,667	63,682,307	
DEPARTMENT CORE ADJUSTMENTS							
Core Reduction	889 T929 TRF	0.00	0	0	(5,500,000)	(5,500,000)	The guaranty agency operating fund cannot sustain multiple transfers to this program without compromising its ability to meet its primary obligations to the US Sec of Educ & MO student loan borrowers.
NET DEPARTMENT CHANGES		0.00	0	0	(5,500,000)	(5,500,000)	
DEPARTMENT CORE REQUEST							
	TRF	0.00	44,165,640	0	14,016,667	58,182,307	
	Total	0.00	44,165,640	0	14,016,667	58,182,307	
GOVERNOR'S ADDITIONAL CORE ADJUSTMENTS							
Core Reduction	889 T929 TRF	0.00	0	0	5,500,000	5,500,000	The guaranty agency operating fund cannot sustain multiple transfers to this program without compromising its ability to meet its primary obligations to the US Sec of Educ & MO student loan borrowers.
NET GOVERNOR CHANGES		0.00	0	0	5,500,000	5,500,000	
GOVERNOR'S RECOMMENDED CORE							
	TRF	0.00	44,165,640	0	19,516,667	63,682,307	
	Total	0.00	44,165,640	0	19,516,667	63,682,307	

DECISION ITEM SUMMARY

Budget Unit	FY 2017	FY 2017	FY 2018	FY 2018	FY 2019	FY 2019	FY 2019	FY 2019
Decision Item	ACTUAL	ACTUAL	BUDGET	BUDGET	DEPT REQ	DEPT REQ	GOV REC	GOV REC
Budget Object Summary	DOLLAR	FTE	DOLLAR	FTE	DOLLAR	FTE	DOLLAR	FTE
Fund								
ACCESS MISSOURI TRANSFER								
CORE								
FUND TRANSFERS								
GENERAL REVENUE	48,175,671	0.00	44,165,640	0.00	44,165,640	0.00	44,165,640	0.00
MO STUDENT GRANT PROGRAM GIFT	0	0.00	50,000	0.00	50,000	0.00	50,000	0.00
LOTTERY PROCEEDS	11,559,167	0.00	11,916,667	0.00	11,916,667	0.00	11,916,667	0.00
ADVANTAGE MISSOURI TRUST	30,000	0.00	50,000	0.00	50,000	0.00	50,000	0.00
GUARANTY AGENCY OPERATING	0	0.00	5,500,000	0.00	0	0.00	5,500,000	0.00
INSTITUTION GIFT TRUST	0	0.00	2,000,000	0.00	2,000,000	0.00	2,000,000	0.00
TOTAL - TRF	59,764,838	0.00	63,682,307	0.00	58,182,307	0.00	63,682,307	0.00
TOTAL	59,764,838	0.00	63,682,307	0.00	58,182,307	0.00	63,682,307	0.00
ACCESS MO TRANSFER INCREASE - 1555003								
FUND TRANSFERS								
GENERAL REVENUE	0	0.00	0	0.00	2,000,000	0.00	2,000,000	0.00
TOTAL - TRF	0	0.00	0	0.00	2,000,000	0.00	2,000,000	0.00
TOTAL	0	0.00	0	0.00	2,000,000	0.00	2,000,000	0.00
ACCESS MO FIN ASST TRF INCREAS - 1555011								
FUND TRANSFERS								
GENERAL REVENUE	0	0.00	0	0.00	5,500,000	0.00	0	0.00
TOTAL - TRF	0	0.00	0	0.00	5,500,000	0.00	0	0.00
TOTAL	0	0.00	0	0.00	5,500,000	0.00	0	0.00
GRAND TOTAL	\$59,764,838	0.00	\$63,682,307	0.00	\$65,682,307	0.00	\$65,682,307	0.00

DECISION ITEM DETAIL

Budget Unit	FY 2017	FY 2017	FY 2018	FY 2018	FY 2019	FY 2019	FY 2019	FY 2019
Decision Item	ACTUAL	ACTUAL	BUDGET	BUDGET	DEPT REQ	DEPT REQ	GOV REC	GOV REC
Budget Object Class	DOLLAR	FTE	DOLLAR	FTE	DOLLAR	FTE	DOLLAR	FTE
ACCESS MISSOURI TRANSFER								
CORE								
TRANSFERS OUT	59,764,838	0.00	63,682,307	0.00	58,182,307	0.00	63,682,307	0.00
TOTAL - TRF	59,764,838	0.00	63,682,307	0.00	58,182,307	0.00	63,682,307	0.00
GRAND TOTAL	\$59,764,838	0.00	\$63,682,307	0.00	\$58,182,307	0.00	\$63,682,307	0.00
GENERAL REVENUE	\$48,175,671	0.00	\$44,165,640	0.00	\$44,165,640	0.00	\$44,165,640	0.00
FEDERAL FUNDS	\$0	0.00	\$0	0.00	\$0	0.00	\$0	0.00
OTHER FUNDS	\$11,589,167	0.00	\$19,516,667	0.00	\$14,016,667	0.00	\$19,516,667	0.00

NEW DECISION ITEM

RANK: 6 OF 8

Department of Higher Education	Budget Unit <u>55648C</u>
Division of Missouri Student Grants and Scholarships	
Core Transfer - Access Missouri Financial Assistance Program	DI# <u>1555003</u> HB Section <u>3.055</u>

1. AMOUNT OF REQUEST

FY 2019 Budget Request					FY 2019 Governor's Recommendation						
	GR	Federal	Other	Total	E		GR	Federal	Other	Total	E
PS	0	0	0	0	0	PS	0	0	0	0	0
EE	0	0	0	0	0	EE	0	0	0	0	0
PSD	0	0	0	0	0	PSD	0	0	0	0	0
TRF	2,000,000	0	0	2,000,000		TRF	2,000,000	0	0	2,000,000	
Total	2,000,000	0	0	2,000,000		Total	2,000,000	0	0	2,000,000	
FTE	0.00	0.00	0.00	0.00		FTE	0.00	0.00	0.00	0.00	
<i>Est. Fringe</i>	<i>0</i>	<i>0</i>	<i>0</i>	<i>0</i>		<i>Est. Fringe</i>	<i>0</i>	<i>0</i>	<i>0</i>	<i>0</i>	
<i>Note: Fringes budgeted in House Bill 5 except for certain fringes budgeted directly to MoDOT, Highway Patrol, and Conservation.</i>					<i>Note: Fringes budgeted in House Bill 5 except for certain fringes budgeted directly to MoDOT, Highway Patrol, and Conservation.</i>						

Other Funds:

Other Funds:

2. THIS REQUEST CAN BE CATEGORIZED AS:

<input type="checkbox"/> New Legislation	<input type="checkbox"/> New Program	<input type="checkbox"/> Fund Switch
<input type="checkbox"/> Federal Mandate	<input type="checkbox"/> Program Expansion	<input checked="" type="checkbox"/> Cost to Continue
<input type="checkbox"/> GR Pick-Up	<input type="checkbox"/> Space Request	<input type="checkbox"/> Equipment Replacement
<input type="checkbox"/> Pay Plan	<input type="checkbox"/> Other: _____	

NEW DECISION ITEM

RANK: 6 OF 8

Department of Higher Education	Budget Unit	<u>55648C</u>
Division of Missouri Student Grants and Scholarships		
Core Transfer - Access Missouri Financial Assistance Program	DI# 1555003	HB Section <u>3.055</u>

3. WHY IS THIS FUNDING NEEDED? PROVIDE AN EXPLANATION FOR ITEMS CHECKED IN #2. INCLUDE THE FEDERAL OR STATE STATUTORY OR CONSTITUTIONAL AUTHORIZATION FOR THIS PROGRAM.

The Access Missouri Financial Assistance Program , authorized by Sections 173.1101-173.1107, RSMo, provides need- based financial aid to eligible Missouri residents. A student's financial need, as represented by their expected family contribution (EFC), is calculated based on the standard federal needs analysis formula. Students with an EFC at or below the established cutoff are eligible for an award amount. Award amounts are graduated, using the statutory formula, based on the student's EFC. Within available funding, eligible students receive the highest award possible, up to the maximum established by statute.

For FY 2017, awards were set at 79% of the statutory maximum, primarily due to the Governor's release of \$11 million in funds restricted in FY 2016. For FY 2018, award levels have declined to 70% of the statutory maximum as a result of the exhaustion of those one-time funds. This request is the increase needed to maintain the FY 2018 award levels in FY 2019.

4. DESCRIBE THE DETAILED ASSUMPTIONS USED TO DERIVE THE SPECIFIC REQUESTED AMOUNT. (How did you determine that the requested number of FTE were appropriate? From what source or standard did you derive the requested levels of funding? Were alternatives such as outsourcing or automation considered? If based on new legislation, does request tie to TAFP fiscal note? If not, explain why. Detail which portions of the request are one-times and how those amounts were calculated.)

Although the number of students submitting eligible applications (FAFSAs) and receiving awards declined over the past several years, FY 2018 data indicate an increase in the number of recipients by approximately two percent over FY 2017 levels. While projections are difficult, since applications will not begin to be submitted until October of 2017, we anticipate the trend toward increases will continue into FY 2019. This request assumes a continued two percent increase in recipients, raising the number of recipients from 45,443 in FY 2018 to 46,424 for FY 2019. As indicated, the increase is intended to maintain the current award level, which is \$2,000 per recipient. Based on the projected increase in recipients (1,000) and the proposed award level (\$2,000), a \$2 million increase is necessary.

NEW DECISION ITEM

RANK: 6 OF 8

Department of Higher Education	Budget Unit	55648C
Division of Missouri Student Grants and Scholarships		
Core Transfer - Access Missouri Financial Assistance Program	DI# 1555003	HB Section 3.055

5. BREAK DOWN THE REQUEST BY BUDGET OBJECT CLASS, JOB CLASS, AND FUND SOURCE. IDENTIFY ONE-TIME COSTS.

Budget Object Class/Job Class	Dept Req		Dept Req		Dept Req		Dept Req		Dept Req	Dept Req	Dept Req	E
	GR	Dept Req	FED	Dept Req	OTHER	OTHER	TOTAL	TOTAL	One-Time			
	DOLLARS	GR	FTE	DOLLARS	FED	FTE	DOLLARS	FTE	DOLLARS	FTE	DOLLARS	
									0			
									0	0.0		
Total PS	<u>0</u>		<u>0.0</u>	<u>0</u>		<u>0.0</u>	<u>0</u>	<u>0.0</u>	<u>0</u>	<u>0.0</u>	<u>0</u>	
									0			
									0			
Total EE	<u>0</u>			<u>0</u>			<u>0</u>		<u>0</u>		<u>0</u>	
Program Distributions									0			
Total PSD	<u>0</u>			<u>0</u>			<u>0</u>		<u>0</u>		<u>0</u>	
Transfers	<u>2,000,000</u>								<u>2,000,000</u>			
Total TRF	<u>2,000,000</u>			<u>0</u>			<u>0</u>		<u>2,000,000</u>		<u>0</u>	
Grand Total	<u>2,000,000</u>		<u>0.0</u>	<u>0</u>		<u>0.0</u>	<u>0</u>	<u>0.0</u>	<u>2,000,000</u>	<u>0.0</u>	<u>0</u>	

NEW DECISION ITEM

RANK: 6 OF 8

Department of Higher Education	Budget Unit	<u>55648C</u>
Division of Missouri Student Grants and Scholarships		
Core Transfer - Access Missouri Financial Assistance Program	DI# <u>1555003</u>	HB Section <u>3.055</u>

6. PERFORMANCE MEASURES (If new decision item has an associated core, separately identify projected performance with & without additional funding.)

- 6a. Provide an effectiveness measure.
N/A
- 6b. Provide an efficiency measure.
N/A
- 6c. Provide the number of clients/individuals served, if
N/A
- 6d. Provide a customer satisfaction measure, if available.
N/A

7. STRATEGIES TO ACHIEVE THE PERFORMANCE MEASUREMENT TARGETS:

DECISION ITEM DETAIL

Budget Unit	FY 2017	FY 2017	FY 2018	FY 2018	FY 2019	FY 2019	FY 2019	FY 2019
Decision Item	ACTUAL	ACTUAL	BUDGET	BUDGET	DEPT REQ	DEPT REQ	GOV REC	GOV REC
Budget Object Class	DOLLAR	FTE	DOLLAR	FTE	DOLLAR	FTE	DOLLAR	FTE
ACCESS MISSOURI TRANSFER								
ACCESS MO TRANSFER INCREASE - 1555003								
TRANSFERS OUT	0	0.00	0	0.00	2,000,000	0.00	2,000,000	0.00
TOTAL - TRF	0	0.00	0	0.00	2,000,000	0.00	2,000,000	0.00
GRAND TOTAL	\$0	0.00	\$0	0.00	\$2,000,000	0.00	\$2,000,000	0.00
GENERAL REVENUE	\$0	0.00	\$0	0.00	\$2,000,000	0.00	\$2,000,000	0.00
FEDERAL FUNDS	\$0	0.00	\$0	0.00	\$0	0.00	\$0	0.00
OTHER FUNDS	\$0	0.00	\$0	0.00	\$0	0.00	\$0	0.00

NEW DECISION ITEM

RANK: 6 OF 8

Department of Higher Education	Budget Unit	55648C
Division of Missouri Student Grants and Scholarships		
Core Transfer - Access Missouri Financial Assistance Program	DI# 1555011	HB Section 3.055

1. AMOUNT OF REQUEST

	FY 2019 Budget Request						FY 2019 Governor's Recommendation				
	GR	Federal	Other	Total	E		GR	Federal	Other	Total	E
PS	0	0	0	0	0	PS	0	0	0	0	
EE	0	0	0	0	0	EE	0	0	0	0	
PSD	0	0	0	0	0	PSD	0	0	0	0	
TRF	5,500,000	0	0	5,500,000		TRF	0	0	0	0	
Total	5,500,000	0	0	5,500,000		Total	0	0	0	0	
FTE	0.00	0.00	0.00	0.00		FTE	0.00	0.00	0.00	0.00	
<i>Est. Fringe</i>	<i>0</i>	<i>0</i>	<i>0</i>	<i>0</i>		<i>Est. Fringe</i>	<i>0</i>	<i>0</i>	<i>0</i>	<i>0</i>	
<i>Note: Fringes budgeted in House Bill 5 except for certain fringes budgeted directly to MoDOT, Highway Patrol, and Conservation.</i>						<i>Note: Fringes budgeted in House Bill 5 except for certain fringes budgeted directly to MoDOT, Highway Patrol, and Conservation.</i>					

Other Funds:

Other Funds:

2. THIS REQUEST CAN BE CATEGORIZED AS:

<input type="checkbox"/> New Legislation	<input type="checkbox"/> New Program	<input checked="" type="checkbox"/> Fund Switch
<input type="checkbox"/> Federal Mandate	<input type="checkbox"/> Program Expansion	<input type="checkbox"/> Cost to Continue
<input type="checkbox"/> GR Pick-Up	<input type="checkbox"/> Space Request	<input type="checkbox"/> Equipment Replacement
<input type="checkbox"/> Pay Plan	<input type="checkbox"/> Other: _____	

NEW DECISION ITEM

RANK: 6 OF 8

Department of Higher Education	Budget Unit	<u>55648C</u>
Division of Missouri Student Grants and Scholarships		
Core Transfer - Access Missouri Financial Assistance Program	DI# <u>1555011</u>	HB Section <u>3.055</u>

3. WHY IS THIS FUNDING NEEDED? PROVIDE AN EXPLANATION FOR ITEMS CHECKED IN #2. INCLUDE THE FEDERAL OR STATE STATUTORY OR CONSTITUTIONAL AUTHORIZATION FOR THIS PROGRAM.

The Access Missouri Financial Assistance Program , authorized by Sections 173.1101-173.1107, RSMo, provides need- based financial aid to eligible Missouri residents. A student's financial need, as represented by their expected family contribution (EFC), is calculated based on the standard federal needs analysis formula. Students with an EFC at or below the established cutoff are eligible for an award amount. Award amounts are graduated, using the statutory formula, based on the student's EFC. Within available funding, eligible students receive the highest award possible up to the maximum established by statute.

Prior to FY 2018, the primary source of funding for this program was general revenue. During the FY 2018 legislative budget process, \$5.5 million of the funding was switched from general revenue to the guaranty agency operating fund. Per agreements with the US Secretary of Education, the MDHE is obligated to fulfill its duties as a student loan guaranty agency, which vary based on the economic environment, federal regulatory changes, and other unpredictable factors. The guaranty agency operating fund cannot sustain multiple transfers to the Access Missouri Financial Assistance Program without comprising its ability to meet its primary obligations to the US Secretary of Education and Missouri student loan borrowers.

4. DESCRIBE THE DETAILED ASSUMPTIONS USED TO DERIVE THE SPECIFIC REQUESTED AMOUNT. (How did you determine that the requested number of FTE were appropriate? From what source or standard did you derive the requested levels of funding? Were alternatives such as outsourcing or automation considered? If based on new legislation, does request tie to TAFP fiscal note? If not, explain why. Detail which portions of the request are one-times and how those amounts were calculated.)

The amount necessary to fund the program at current levels did not change. The \$5.5 million requested is the amount the MDHE core cut from the guaranty agency operating fund to be replaced by general revenue funding to maintain the appropriation.

NEW DECISION ITEM

RANK: 6 OF 8

Department of Higher Education	Budget Unit	55648C
Division of Missouri Student Grants and Scholarships		
Core Transfer - Access Missouri Financial Assistance Program	DI# 1555011	HB Section 3.055

5. BREAK DOWN THE REQUEST BY BUDGET OBJECT CLASS, JOB CLASS, AND FUND SOURCE. IDENTIFY ONE-TIME COSTS.

Budget Object Class/Job Class	Dept Req GR DOLLARS	Dept Req GR FTE	Dept Req FED DOLLARS	Dept Req FED FTE	Dept Req OTHER DOLLARS	Dept Req OTHER FTE	Dept Req TOTAL DOLLARS	Dept Req TOTAL FTE	Dept Req One-Time DOLLARS	E
							0			
							0	0.0		
Total PS	0	0.0	0	0.0	0	0.0	0	0.0	0	
							0			
							0			
Total EE	0		0		0		0		0	
Program Distributions							0			
Total PSD	0		0		0		0		0	
Transfers	5,500,000						5,500,000			
Total TRF	5,500,000		0		0		5,500,000		0	
Grand Total	5,500,000	0.0	0	0.0	0	0.0	5,500,000	0.0	0	

NEW DECISION ITEM

RANK: 6 OF 8

Department of Higher Education		Budget Unit	<u>55648C</u>
Division of Missouri Student Grants and Scholarships			
Core Transfer - Access Missouri Financial Assistance Program	DI# <u>1555011</u>	HB Section	<u>3.055</u>
6. PERFORMANCE MEASURES (If new decision item has an associated core, separately identify projected performance with & without additional funding.)			
6a.	Provide an effectiveness measure. N/A		
6b.	Provide an efficiency measure. N/A		
6c.	Provide the number of clients/individuals served, if applicable. N/A		
6d.	Provide a customer satisfaction measure, if available. N/A		
7. STRATEGIES TO ACHIEVE THE PERFORMANCE MEASUREMENT TARGETS:			

DECISION ITEM DETAIL

Budget Unit	FY 2017	FY 2017	FY 2018	FY 2018	FY 2019	FY 2019	FY 2019	FY 2019
Decision Item	ACTUAL	ACTUAL	BUDGET	BUDGET	DEPT REQ	DEPT REQ	GOV REC	GOV REC
Budget Object Class	DOLLAR	FTE	DOLLAR	FTE	DOLLAR	FTE	DOLLAR	FTE
ACCESS MISSOURI TRANSFER								
ACCESS MO FIN ASST TRF INCREAS - 1555011								
TRANSFERS OUT	0	0.00	0	0.00	5,500,000	0.00	0	0.00
TOTAL - TRF	0	0.00	0	0.00	5,500,000	0.00	0	0.00
GRAND TOTAL	\$0	0.00	\$0	0.00	\$5,500,000	0.00	\$0	0.00
GENERAL REVENUE	\$0	0.00	\$0	0.00	\$5,500,000	0.00		0.00
FEDERAL FUNDS	\$0	0.00	\$0	0.00	\$0	0.00		0.00
OTHER FUNDS	\$0	0.00	\$0	0.00	\$0	0.00		0.00

Department of Higher Education	Budget Unit	<u>55651C</u>
Division of Missouri Student Grants and Scholarships	HB Section	<u>3.060</u>
Core - Access Missouri Financial Assistance Program		

1. CORE FINANCIAL SUMMARY

	FY 2019 Budget Request						FY 2019 Governor's Recommendation				
	GR	Federal	Other	Total	E		GR	Federal	Other	Total	E
PS	0	0	0	0	0	PS	0	0	0	0	
EE	0	0	0	0	0	EE	0	0	0	0	
PSD	0	0	76,500,000	76,500,000		PSD	0	0	76,500,000	76,500,000	
TRF	0	0	0	0		TRF	0	0	0	0	
Total	0	0	76,500,000	76,500,000		Total	0	0	76,500,000	76,500,000	
FTE	0.00	0.00	0.00	0.00		FTE	0.00	0.00	0.00	0.00	

<i>Est. Fringe</i>	0	0	0	0
--------------------	---	---	---	---

Note: Fringes budgeted in House Bill 5 except for certain fringes budgeted directly to MoDOT, Highway Patrol, and Conservation.

<i>Est. Fringe</i>	0	0	0	0
--------------------	---	---	---	---

Note: Fringes budgeted in House Bill 5 except for certain fringes budgeted directly to MoDOT, Highway Patrol, and Conservation.

Other Funds: Access MO Financial Assistance Fund (0791)

Other Funds: Access MO Financial Assistance Fund (0791)

2. CORE DESCRIPTION

The Access Missouri Financial Assistance Program was created by SB 389 (2007). This program is designed to provide need-based financial aid to eligible Missouri residents. A student's financial need, as represented by their expected family contribution (EFC), is calculated based on the standard federal needs analysis formula. Students with an EFC at or below the established cutoff are eligible for an award. Award amounts are graduated, using the statutory formula, based on the student's EFC. Within available funding, eligible students receive the highest award possible, up to the maximum established by statute.

As outlined in the core reconciliation (#5), a new decision item is being requested for this program.

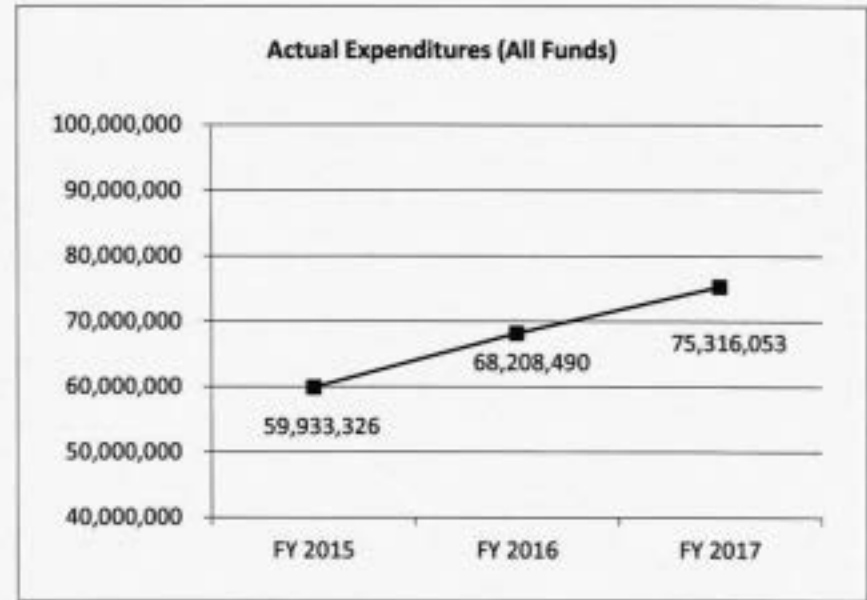
Department of Higher Education	Budget Unit <u>55651C</u>
Division of Missouri Student Grants and Scholarships	
Core - Access Missouri Financial Assistance Program	HB Section <u>3.060</u>

3. PROGRAM LISTING (list programs included in this core funding)

Access Missouri Financial Assistance Program

4. FINANCIAL HISTORY

	FY 2015	FY 2016	FY 2017	FY 2018
	Actual	Actual	Actual	Current Yr.
Appropriation (All Funds)	78,500,000	69,500,000	76,500,000	76,500,000
Less Reverted (All Funds)	0	0	0	0
Less Restricted (All Funds)	0	0	0	0
Budget Authority (All Funds)	78,500,000	69,500,000	76,500,000	N/A
Actual Expenditures (All Funds)	59,933,326	68,208,490	75,316,053	N/A
Unexpended (All Funds)	18,566,674	1,291,510	1,183,947	N/A
Unexpended, by Fund:				
General Revenue	0	0	0	N/A
Federal	0	0	0	N/A
Other	18,566,674	1,291,510	1,183,947	N/A
Amount Available to Spend*	60,037,904	68,208,490	75,316,053	
Actual Expenditures	59,933,326	68,208,490	75,316,053	
Actual Unexpended	104,578	0	0	



*FY 15, FY 16, & FY 17 - Includes the transfer, returned funds that were available to be respent, interest, and the amount of the beginning cash balance utilized, if applicable.

Reverted includes the statutory three-percent reserve amount (when applicable).

Restricted includes any Governor's Expenditure Restrictions which remained at the end of the fiscal year (when applicable).

NOTES:

CORE RECONCILIATION DETAIL

STATE
ACCESS MISSOURI

5. CORE RECONCILIATION DETAIL

	Budget Class	FTE	GR	Federal	Other	Total	Explanation
TAFP AFTER VETOES							
	PD	0.00	0	0	76,500,000	76,500,000	
	Total	0.00	0	0	76,500,000	76,500,000	
DEPARTMENT CORE REQUEST							
	PD	0.00	0	0	76,500,000	76,500,000	
	Total	0.00	0	0	76,500,000	76,500,000	
GOVERNOR'S RECOMMENDED CORE							
	PD	0.00	0	0	76,500,000	76,500,000	
	Total	0.00	0	0	76,500,000	76,500,000	

DECISION ITEM SUMMARY

Budget Unit									
Decision Item	FY 2017	FY 2017	FY 2018	FY 2018	FY 2019	FY 2019	FY 2019	FY 2019	FY 2019
Budget Object Summary	ACTUAL	ACTUAL	BUDGET	BUDGET	DEPT REQ	DEPT REQ	GOV REC	GOV REC	GOV REC
Fund	DOLLAR	FTE	DOLLAR	FTE	DOLLAR	FTE	DOLLAR	FTE	DOLLAR
ACCESS MISSOURI									
CORE									
PROGRAM-SPECIFIC									
ACCESS MO FINANCIAL ASSISTANCE	75,316,053	0.00	76,500,000	0.00	76,500,000	0.00	76,500,000	0.00	76,500,000
TOTAL - PD	75,316,053	0.00	76,500,000	0.00	76,500,000	0.00	76,500,000	0.00	76,500,000
TOTAL	75,316,053	0.00	76,500,000	0.00	76,500,000	0.00	76,500,000	0.00	76,500,000
ACCESS MO FIN ASST PGM INCREAS - 1555004									
PROGRAM-SPECIFIC									
ACCESS MO FINANCIAL ASSISTANCE	0	0.00	0	0.00	2,000,000	0.00	2,000,000	0.00	2,000,000
TOTAL - PD	0	0.00	0	0.00	2,000,000	0.00	2,000,000	0.00	2,000,000
TOTAL	0	0.00	0	0.00	2,000,000	0.00	2,000,000	0.00	2,000,000
GRAND TOTAL	\$75,316,053	0.00	\$76,500,000	0.00	\$78,500,000	0.00	\$78,500,000	0.00	\$78,500,000

DECISION ITEM DETAIL

Budget Unit	FY 2017	FY 2017	FY 2018	FY 2018	FY 2019	FY 2019	FY 2019	FY 2019
Decision Item	ACTUAL	ACTUAL	BUDGET	BUDGET	DEPT REQ	DEPT REQ	GOV REC	GOV REC
Budget Object Class	DOLLAR	FTE	DOLLAR	FTE	DOLLAR	FTE	DOLLAR	FTE
ACCESS MISSOURI								
CORE								
PROGRAM DISTRIBUTIONS	75,316,053	0.00	76,500,000	0.00	76,500,000	0.00	76,500,000	0.00
TOTAL - PD	75,316,053	0.00	76,500,000	0.00	76,500,000	0.00	76,500,000	0.00
GRAND TOTAL	\$75,316,053	0.00	\$76,500,000	0.00	\$76,500,000	0.00	\$76,500,000	0.00
GENERAL REVENUE	\$0	0.00	\$0	0.00	\$0	0.00	\$0	0.00
FEDERAL FUNDS	\$0	0.00	\$0	0.00	\$0	0.00	\$0	0.00
OTHER FUNDS	\$75,316,053	0.00	\$76,500,000	0.00	\$76,500,000	0.00	\$76,500,000	0.00

PROGRAM DESCRIPTION

Department of Higher Education

HB Section(s): 3.060

Access Missouri Financial Assistance Program

Program is found in the following core budget(s): Access Missouri Financial Assistance Program

1a. What strategic priority does this program address?

Postsecondary Education Affordability

1b. What does this program do?

This need-based program is designed to encourage low income students to access and persist through higher education by reducing the cost of education through financial aid provided to eligible Missouri residents. Within the pool of students determined to have financial need, award amounts are structured to provide the most assistance to the students with the greatest financial need. A student's financial need, as represented by their expected family contribution (EFC), is calculated based on the standard federal needs analysis formula. Students with an EFC at or below the established cutoff are eligible for an award amount. Award amounts are graduated, using the statutory formula, based on the student's EFC. Within available funding, eligible students receive the highest award possible, up to the maximum established by statute.

For FY 2017, the program provided average awards of \$1,676 to approximately 44,480 students.

2. What is the authorization for this program, i.e., federal or state statute, etc.? (Include the federal program number, if applicable.)

Section 173.1101-173.1107, RSMo

3. Are there federal matching requirements? If yes, please explain.

No

4. Is this a federally mandated program? If yes, please explain.

No

PROGRAM DESCRIPTION

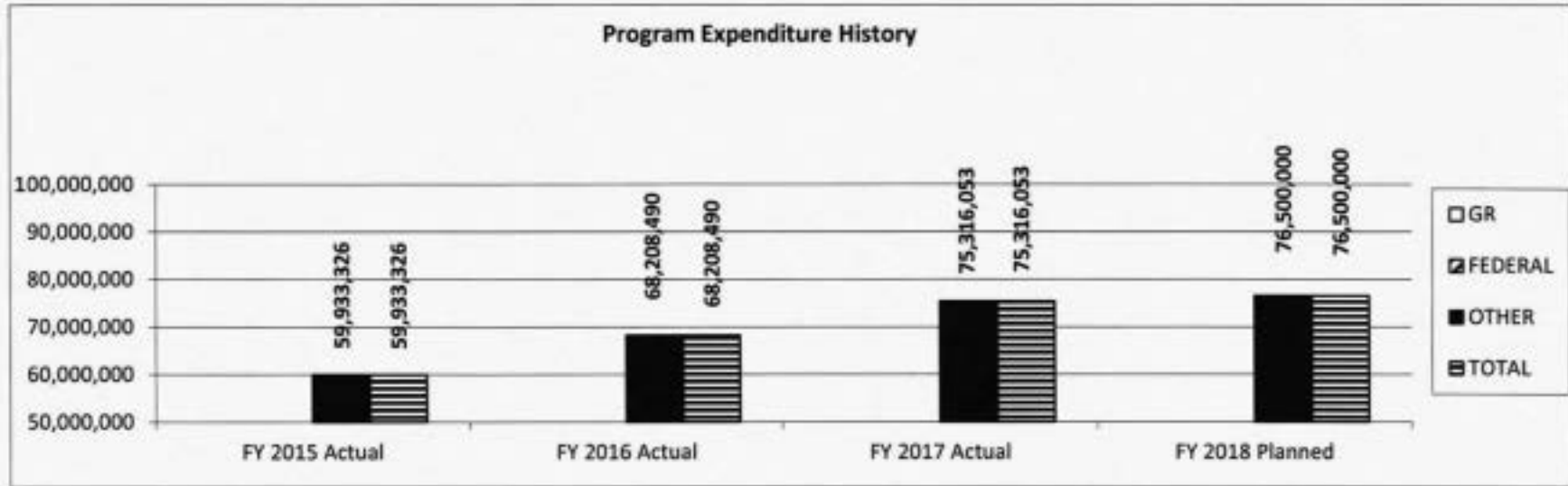
Department of Higher Education _____

HB Section(s): 3.060

Access Missouri Financial Assistance Program _____

Program is found in the following core budget(s): Access Missouri Financial Assistance Program

5. Provide actual expenditures for the prior three fiscal years and planned expenditures for the current fiscal year.



6. What are the sources of the "Other " funds?

Access Missouri Financial Assistance (0791)

PROGRAM DESCRIPTION

Department of Higher Education

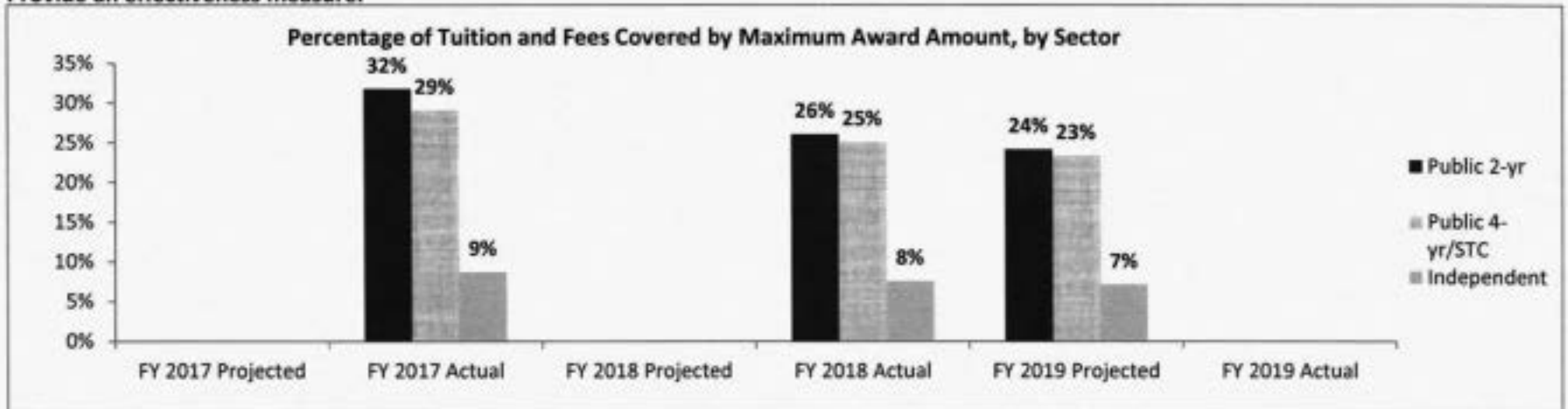
HB Section(s): 3.060

Access Missouri Financial Assistance Program

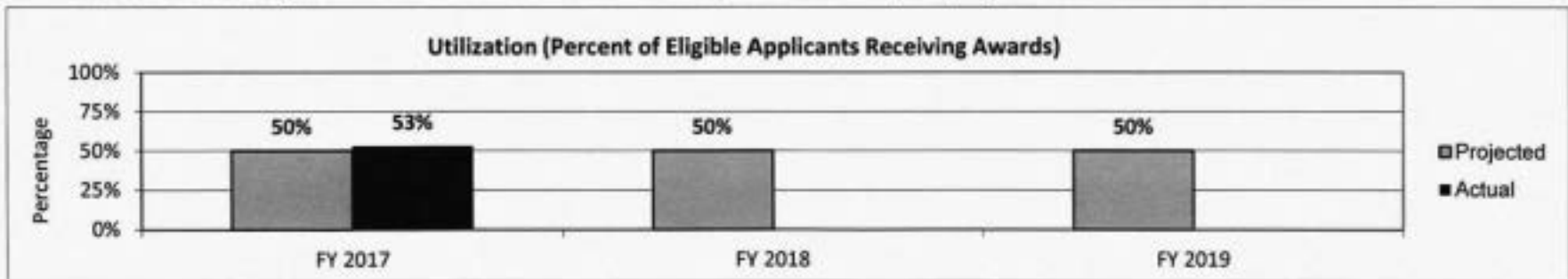
Program is found in the following core budget(s): Access Missouri Financial Assistance Program

Performance of the state student financial assistance programs is dependent upon individual student behavior, as well as the amount of funding appropriated by the General Assembly. As these factors, especially as they relate to student behavior, are beyond the Department of Higher Education's control, base and stretch performance targets do not apply.

7a. Provide an effectiveness measure.



Note: Average sector tuition compared to maximum annual award. Community college tuition is in-district. Percent of statutory maximum awards were 79% for FY 2017, 70% for FY 2018, and projected at 67% for FY 2019.



Note: Total eligible applicants compared to the eligible applicants who received, or are projected to receive, the grant at a participating Missouri postsecondary institution for at least one semester in the applicable academic year.

PROGRAM DESCRIPTION

Department of Higher Education

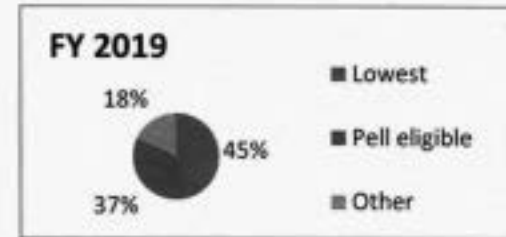

HB Section(s): 3.060

Access Missouri Financial Assistance Program

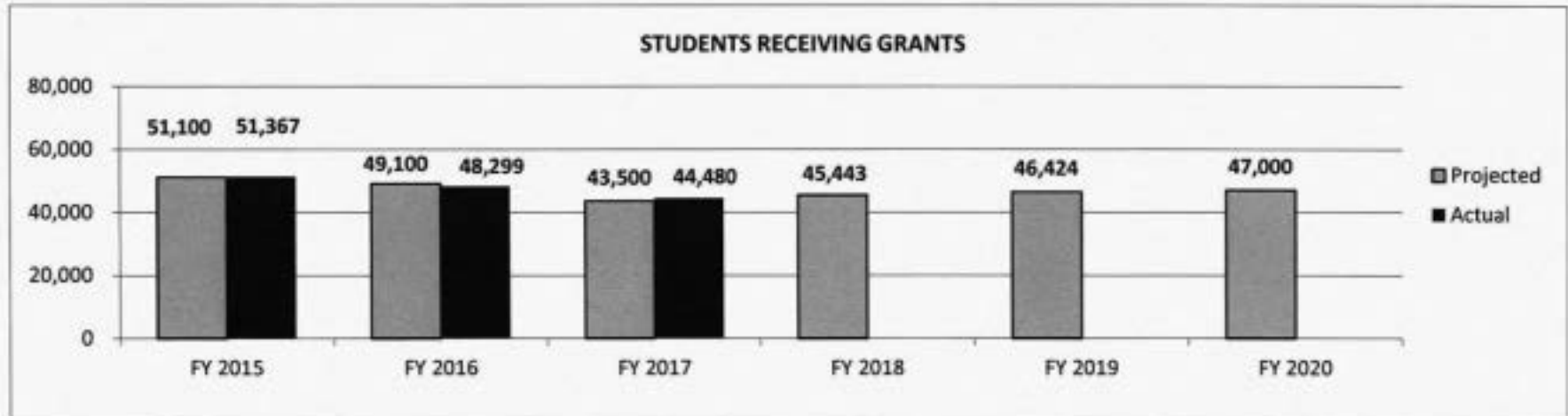
Program is found in the following core budget(s): Access Missouri Financial Assistance Program

7b. Provide an efficiency measure.

Percent of funds spent on students in the lowest income categories demonstrated by having an EFC in the lowest category (\$500 or less) or being Pell eligible (excluding those in the lowest category to avoid duplication). This measure demonstrates the financial effort expended in serving the program's target population of students with the greatest financial need.



7c. Provide the number of clients/individuals served, if applicable.



7d. Provide a customer satisfaction measure, if available.

N/A

NEW DECISION ITEM

RANK: 6 OF 8

Department of Higher Education	Budget Unit <u>55651C</u>
Division of Missouri Student Grants and Scholarships	
Core - Access Missouri Financial Assistance Program DI# 1555004	HB Section <u>3.060</u>

1. AMOUNT OF REQUEST

FY 2019 Budget Request					FY 2019 Governor's Recommendation						
	GR	Federal	Other	Total	E		GR	Federal	Other	Total	E
PS	0	0	0	0	0	PS	0	0	0	0	0
EE	0	0	0	0	0	EE	0	0	0	0	0
PSD	0	0	2,000,000	2,000,000		PSD	0	0	2,000,000	2,000,000	
TRF	0	0	0	0	0	TRF	0	0	0	0	0
Total	0	0	2,000,000	2,000,000		Total	0	0	2,000,000	2,000,000	
FTE	0.00	0.00	0.00	0.00		FTE	0.00	0.00	0.00	0.00	

<i>Est. Fringe</i>	0	0	0	0
--------------------	---	---	---	---

Note: Fringes budgeted in House Bill 5 except for certain fringes budgeted directly to MoDOT, Highway Patrol, and Conservation.

Other Funds: Access MO Financial Assistance Fund (0791)

<i>Est. Fringe</i>	0	0	0	0
--------------------	---	---	---	---

Note: Fringes budgeted in House Bill 5 except for certain fringes budgeted directly to MoDOT, Highway Patrol, and Conservation.

Other Funds: Access MO Financial Assistance Fund (0791)

2. THIS REQUEST CAN BE CATEGORIZED AS:

<input type="checkbox"/> New Legislation	<input type="checkbox"/> New Program	<input type="checkbox"/> Fund Switch
<input type="checkbox"/> Federal Mandate	<input type="checkbox"/> Program Expansion	<input checked="" type="checkbox"/> Cost to Continue
<input type="checkbox"/> GR Pick-Up	<input type="checkbox"/> Space Request	<input type="checkbox"/> Equipment Replacement
<input type="checkbox"/> Pay Plan	<input type="checkbox"/> Other: _____	

NEW DECISION ITEM

RANK: 6 OF 8

Department of Higher Education	Budget Unit	<u>55651C</u>
Division of Missouri Student Grants and Scholarships		
Core - Access Missouri Financial Assistance Program	DI#	<u>1555004</u>
	HB Section	<u>3.060</u>

3. WHY IS THIS FUNDING NEEDED? PROVIDE AN EXPLANATION FOR ITEMS CHECKED IN #2. INCLUDE THE FEDERAL OR STATE STATUTORY OR CONSTITUTIONAL AUTHORIZATION FOR THIS PROGRAM.

The Access Missouri Financial Assistance Program , authorized by Sections 173.1101-173.1107, RSMo, provides need- based financial aid to eligible Missouri residents. A student's financial need, as represented by their expected family contribution (EFC), is calculated based on the standard needs analysis formula. Students with an EFC at or below the established cutoff are eligible for an award amount. Award amounts are graduated, using the statutory formula, based on the student's EFC. Within available funding, eligible students receive the highest award possible up to the maximum established by statute.

For FY 2017, awards were set at 79% of the statutory maximum, primarily due to the Governor's release of \$11 million in funds restricted in FY 2016. For FY 2018, award levels have declined to 70% of the statutory maximum as a result of the exhaustion of those one-time funds. This request is the increase needed to maintain the FY 2018 award levels in FY 2019.

4. DESCRIBE THE DETAILED ASSUMPTIONS USED TO DERIVE THE SPECIFIC REQUESTED AMOUNT. (How did you determine that the requested number of FTE were appropriate? From what source or standard did you derive the requested levels of funding? Were alternatives such as outsourcing or automation considered? If based on new legislation, does request tie to TAFP fiscal note? If not, explain why. Detail which portions of the request are one-times and how those amounts were calculated.)

Although the number of students submitting eligible applications (FAFSAs) and receiving awards declined over the past several years, FY 2018 data indicate an increase in the number of recipients by approximately two percent over FY 2017 levels. While projections are difficult, since applications will not begin to be submitted until October of 2017, we anticipate the trend toward increases will continue into FY 2019. This request assumes a continued two percent increase in recipients, raising the number of recipients from 45,443 in FY 2018 to 46,424 for FY 2019. As indicated, the increase is intended to maintain the current award level, which is \$2,000 per recipient. Based on the projected increase in recipients (1,000) and the proposed award level (\$2,000), a \$2 million increase is necessary.

NEW DECISION ITEM

RANK: 6 OF 8

Department of Higher Education	Budget Unit	55651C
Division of Missouri Student Grants and Scholarships		
Core - Access Missouri Financial Assistance Program	DI# 1555004	HB Section 3.060

5. BREAK DOWN THE REQUEST BY BUDGET OBJECT CLASS, JOB CLASS, AND FUND SOURCE. IDENTIFY ONE-TIME COSTS.

Budget Object Class/Job Class	Dept Req GR DOLLARS	Dept Req GR	Dept Req FTE	Dept Req FED DOLLARS	Dept Req FED	Dept Req FTE	Dept Req OTHER DOLLARS	Dept Req OTHER FTE	Dept Req TOTAL DOLLARS	Dept Req TOTAL FTE	Dept Req One-Time DOLLARS	E
									0			
									0	0.0		
Total PS	0	0.0	0	0	0.0	0	0	0.0	0	0.0	0	
									0			
									0			
Total EE	0		0	0		0	0		0		0	
Program Distributions							2,000,000		2,000,000			
Total PSD	0		0	0			2,000,000		2,000,000		0	
Transfers												
Total TRF	0		0	0			0		0		0	
Grand Total	0	0.0	0	0	0.0	0	2,000,000	0.0	2,000,000	0.0	0	

NEW DECISION ITEM

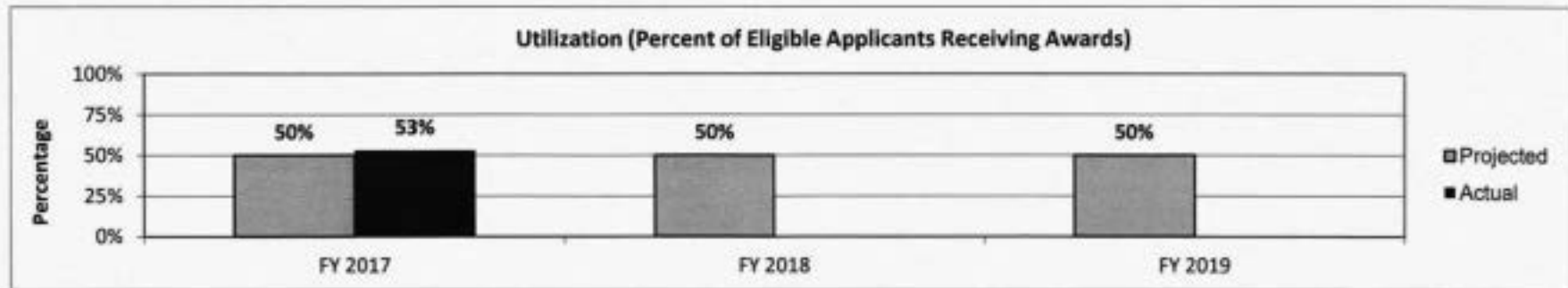
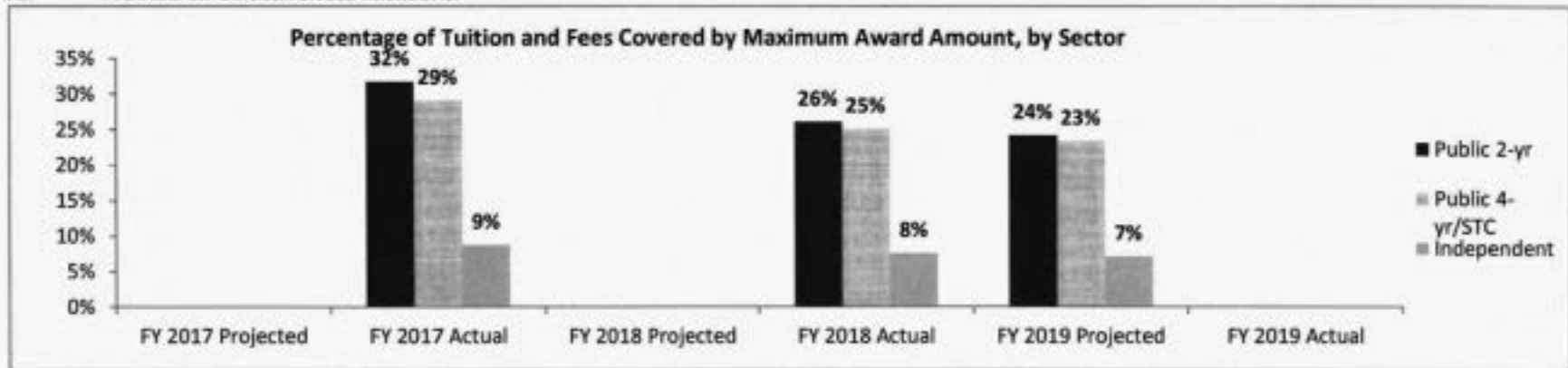
RANK: 6 OF 8

Department of Higher Education	Budget Unit <u>55651C</u>
Division of Missouri Student Grants and Scholarships	
Core - Access Missouri Financial Assistance Program	HB Section <u>3.060</u>
DI# <u>1555004</u>	

6. PERFORMANCE MEASURES (If new decision item has an associated core, separately identify projected performance with & without additional funding.)

Performance of the state student financial assistance programs is dependent upon individual student behavior, as well as the amount of funding appropriated by the General Assembly. As these factors, especially as they relate to student behavior, are beyond the Department of Higher Education's control, base and stretch performance targets do not apply.

6a. Provide an effectiveness measure.



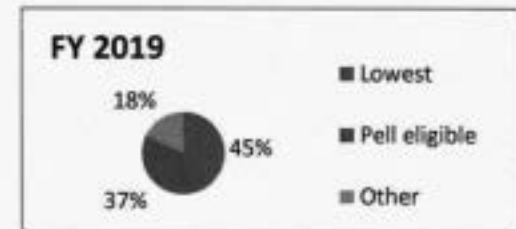
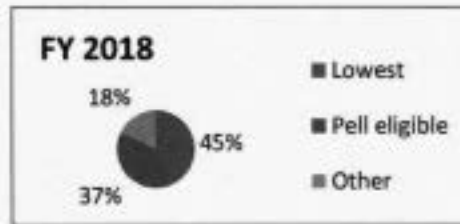
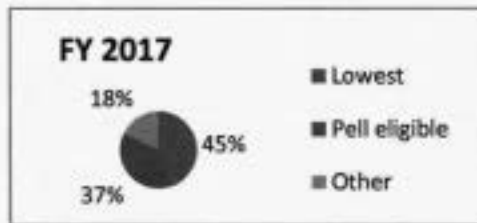
NEW DECISION ITEM

RANK: 6 OF 8

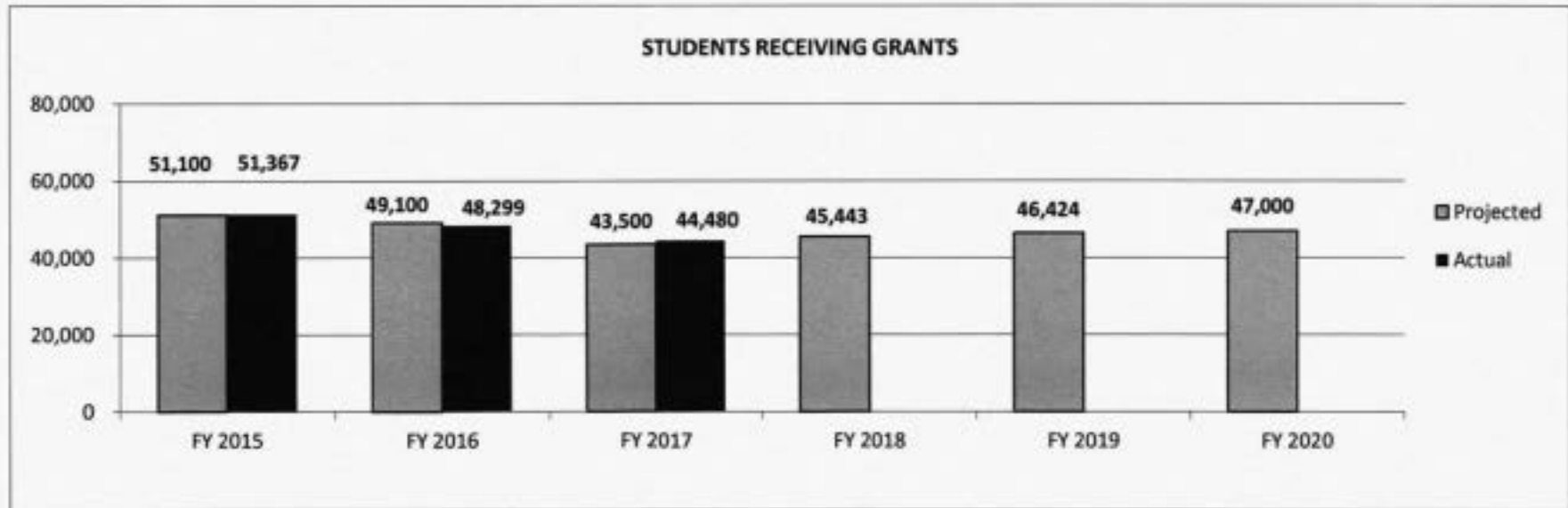
Department of Higher Education	Budget Unit <u>55651C</u>
Division of Missouri Student Grants and Scholarships	
Core - Access Missouri Financial Assistance Program	DI# <u>1555004</u>
	HB Section <u>3.060</u>

6b. Provide an efficiency measure.

Percent of funds spent on students in the lowest income categories demonstrated by having an EFC in the lowest category (\$500 or less) or being Pell eligible (excluding those in the lowest category to avoid duplication). This measure demonstrates the financial effort expended in serving the program's target population of students with the greatest financial need.



6c. Provide the number of clients/individuals served, if applicable.



NEW DECISION ITEM

RANK: 6 OF 8

Department of Higher Education	Budget Unit	<u>55651C</u>
Division of Missouri Student Grants and Scholarships		
Core - Access Missouri Financial Assistance Program	DI# <u>1555004</u>	HB Section <u>3.060</u>
6d. Provide a customer satisfaction measure, if available. N/A		
7. STRATEGIES TO ACHIEVE THE PERFORMANCE MEASUREMENT TARGETS:		
<p>Because the MDHE has very limited ability to impact these measures, they are identified as projections rather than targets. However, in order to be effective, student financial assistance programs must provide consistent and reliable financial help to students. For this program, that means it is critical to maintain consistent or increasing award levels over an extended period of time. This increase is necessary to maintain the FY 2018 award level and, as such, should continue to encourage students to enroll and persist in postsecondary education as a result of their scholarship eligibility.</p>		

DECISION ITEM DETAIL

Budget Unit	FY 2017	FY 2017	FY 2018	FY 2018	FY 2019	FY 2019	FY 2019	FY 2019
Decision Item	ACTUAL	ACTUAL	BUDGET	BUDGET	DEPT REQ	DEPT REQ	GOV REC	GOV REC
Budget Object Class	DOLLAR	FTE	DOLLAR	FTE	DOLLAR	FTE	DOLLAR	FTE
ACCESS MISSOURI								
ACCESS MO FIN ASST PGM INCREAS - 1555004								
PROGRAM DISTRIBUTIONS	0	0.00	0	0.00	2,000,000	0.00	2,000,000	0.00
TOTAL - PD	0	0.00	0	0.00	2,000,000	0.00	2,000,000	0.00
GRAND TOTAL	\$0	0.00	\$0	0.00	\$2,000,000	0.00	\$2,000,000	0.00
GENERAL REVENUE	\$0	0.00	\$0	0.00	\$0	0.00	\$0	0.00
FEDERAL FUNDS	\$0	0.00	\$0	0.00	\$0	0.00	\$0	0.00
OTHER FUNDS	\$0	0.00	\$0	0.00	\$2,000,000	0.00	\$2,000,000	0.00

Department of Higher Education	Budget Unit	55644C
Division of Missouri Student Grants and Scholarships		
Core Transfer- A+ Schools Program	HB Section	3.065

1. CORE FINANCIAL SUMMARY

	FY 2019 Budget Request						FY 2019 Governor's Recommendation				
	GR	Federal	Other	Total	E		GR	Federal	Other	Total	E
PS	0	0	0	0	0	PS	0	0	0	0	
EE	0	0	0	0	0	EE	0	0	0	0	
PSD	0	0	0	0	0	PSD	0	0	0	0	
TRF	15,953,878	0	21,659,448	37,613,326		TRF	15,953,878	0	21,659,448	37,613,326	
Total	15,953,878	0	21,659,448	37,613,326		Total	15,953,878	0	21,659,448	37,613,326	
FTE	0.00	0.00	0.00	0.00		FTE	0.00	0.00	0.00	0.00	

<i>Est. Fringe</i>	0	0	0	0
--------------------	---	---	---	---

Note: Fringes budgeted in House Bill 5 except for certain fringes budgeted directly to MoDOT, Highway Patrol, and Conservation.

<i>Est. Fringe</i>	0	0	0	0
--------------------	---	---	---	---

Note: Fringes budgeted in House Bill 5 except for certain fringes budgeted directly to MoDOT, Highway Patrol, and Conservation.

Other Funds: Lottery Proceeds Fund (0291)

Other Funds: Lottery Proceeds Fund (0291)

2. CORE DESCRIPTION

This core request is for a transfer from General Revenue and Lottery funds totaling \$37,613,326 to the A+ tuition reimbursement program.

As outlined in the core reconciliation (#5), a new decision item is being requested for this program transfer.

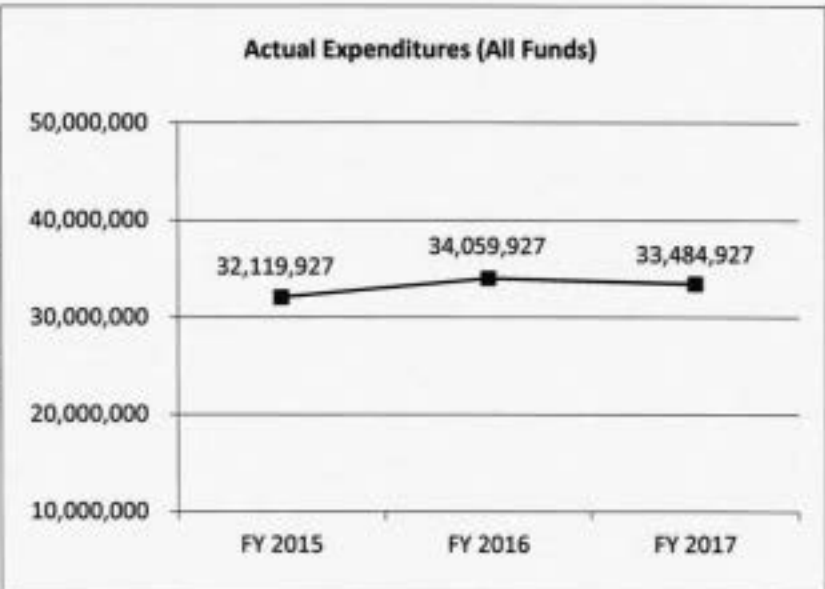
Department of Higher Education	Budget Unit	<u>55644C</u>
Division of Missouri Student Grants and Scholarships		
Core Transfer- A+ Schools Program	HB Section	<u>3.065</u>

3. PROGRAM LISTING (list programs included in this core funding)

A+ Schools Program

4. FINANCIAL HISTORY

	FY 2015 Actual	FY 2016 Actual	FY 2017 Actual	FY 2018 Current Yr.
Appropriation (All Funds)	33,113,326	35,113,326	37,613,326	37,613,326
Less Reverted (All Funds)	(993,399)	(1,053,399)	(1,128,399)	(1,128,399)
Less Restricted (All Funds)	0	0	(3,000,000)	0
Budget Authority (All Funds)	32,119,927	34,059,927	33,484,927	N/A
Actual Expenditures (All Funds)	32,119,927	34,059,927	33,484,927	N/A
Unexpended (All Funds)	0	0	0	N/A
Unexpended, by Fund:				
General Revenue	0	0	0	N/A
Federal	0	0	0	N/A
Other	0	0	0	N/A



Reverted includes the statutory three-percent reserve amount (when applicable).

Restricted includes any Governor's Expenditure Restrictions which remained at the end of the fiscal year (when applicable).

NOTES:

CORE RECONCILIATION DETAIL

STATE

A+ SCHOOLS FUND TRANSFER

5. CORE RECONCILIATION DETAIL

	Budget Class	FTE	GR	Federal	Other	Total	Explanation
TAFP AFTER VETOES							
	TRF	0.00	15,953,878	0	21,659,448	37,613,326	
	Total	0.00	15,953,878	0	21,659,448	37,613,326	
DEPARTMENT CORE REQUEST							
	TRF	0.00	15,953,878	0	21,659,448	37,613,326	
	Total	0.00	15,953,878	0	21,659,448	37,613,326	
GOVERNOR'S RECOMMENDED CORE							
	TRF	0.00	15,953,878	0	21,659,448	37,613,326	
	Total	0.00	15,953,878	0	21,659,448	37,613,326	

DECISION ITEM SUMMARY

Budget Unit	FY 2017	FY 2017	FY 2018	FY 2018	FY 2019	FY 2019	FY 2019	FY 2019
Decision Item	ACTUAL	ACTUAL	BUDGET	BUDGET	DEPT REQ	DEPT REQ	GOV REC	GOV REC
Budget Object Summary	DOLLAR	FTE	DOLLAR	FTE	DOLLAR	FTE	DOLLAR	FTE
Fund								
A+ SCHOOLS FUND TRANSFER								
CORE								
FUND TRANSFERS								
GENERAL REVENUE	12,475,262	0.00	15,953,878	0.00	15,953,878	0.00	15,953,878	0.00
LOTTERY PROCEEDS	21,009,665	0.00	21,659,448	0.00	21,659,448	0.00	21,659,448	0.00
TOTAL - TRF	<u>33,484,927</u>	<u>0.00</u>	<u>37,613,326</u>	<u>0.00</u>	<u>37,613,326</u>	<u>0.00</u>	<u>37,613,326</u>	<u>0.00</u>
TOTAL	33,484,927	0.00	37,613,326	0.00	37,613,326	0.00	37,613,326	0.00
A+ SCHOOLS FUND TRSFR INCREASE - 1555005								
FUND TRANSFERS								
GENERAL REVENUE	0	0.00	0	0.00	3,500,000	0.00	1,500,000	0.00
INSTITUTION GIFT TRUST	0	0.00	0	0.00	0	0.00	2,000,000	0.00
TOTAL - TRF	<u>0</u>	<u>0.00</u>	<u>0</u>	<u>0.00</u>	<u>3,500,000</u>	<u>0.00</u>	<u>3,500,000</u>	<u>0.00</u>
TOTAL	0	0.00	0	0.00	3,500,000	0.00	3,500,000	0.00
GRAND TOTAL	\$33,484,927	0.00	\$37,613,326	0.00	\$41,113,326	0.00	\$41,113,326	0.00

DECISION ITEM DETAIL

Budget Unit	FY 2017	FY 2017	FY 2018	FY 2018	FY 2019	FY 2019	FY 2019	FY 2019
Decision Item	ACTUAL	ACTUAL	BUDGET	BUDGET	DEPT REQ	DEPT REQ	GOV REC	GOV REC
Budget Object Class	DOLLAR	FTE	DOLLAR	FTE	DOLLAR	FTE	DOLLAR	FTE
A+ SCHOOLS FUND TRANSFER								
CORE								
TRANSFERS OUT	33,484,927	0.00	37,613,326	0.00	37,613,326	0.00	37,613,326	0.00
TOTAL - TRF	33,484,927	0.00	37,613,326	0.00	37,613,326	0.00	37,613,326	0.00
GRAND TOTAL	\$33,484,927	0.00	\$37,613,326	0.00	\$37,613,326	0.00	\$37,613,326	0.00
GENERAL REVENUE	\$12,475,262	0.00	\$15,953,878	0.00	\$15,953,878	0.00	\$15,953,878	0.00
FEDERAL FUNDS	\$0	0.00	\$0	0.00	\$0	0.00	\$0	0.00
OTHER FUNDS	\$21,009,665	0.00	\$21,659,448	0.00	\$21,659,448	0.00	\$21,659,448	0.00

NEW DECISION ITEM

RANK: 6 OF 8

Department of Higher Education	Budget Unit	55644C
Division of Missouri Student Grants and Scholarships		
Core Transfer - A+ Schools Program	DI# 1555005	HB Section 3.065

1. AMOUNT OF REQUEST

	FY 2019 Budget Request				E		FY 2019 Governor's Recommendation				E
	GR	Federal	Other	Total			GR	Federal	Other	Total	
PS	0	0	0	0		PS	0	0	0	0	
EE	0	0	0	0		EE	0	0	0	0	
PSD	0	0	0	0		PSD	0	0	0	0	
TRF	3,500,000	0	0	3,500,000		TRF	1,500,000	0	2,000,000	3,500,000	
Total	3,500,000	0	0	3,500,000		Total	1,500,000	0	2,000,000	3,500,000	
FTE	0.00	0.00	0.00	0.00		FTE	0.00	0.00	0.00	0.00	
<i>Est. Fringe</i>	0	0	0	0		<i>Est. Fringe</i>	0	0	0	0	

Note: Fringes budgeted in House Bill 5 except for certain fringes budgeted directly to MoDOT, Highway Patrol, and Conservation.

Note: Fringes budgeted in House Bill 5 except for certain fringes budgeted directly to MoDOT, Highway Patrol, and Conservation.

Other Funds:

Other Funds: Institutional Gift Trust Fund (0925)

2. THIS REQUEST CAN BE CATEGORIZED AS:

<input type="checkbox"/> New Legislation	<input type="checkbox"/> New Program	<input type="checkbox"/> Fund Switch
<input type="checkbox"/> Federal Mandate	<input type="checkbox"/> Program Expansion	<input checked="" type="checkbox"/> Cost to Continue
<input type="checkbox"/> GR Pick-Up	<input type="checkbox"/> Space Request	<input type="checkbox"/> Equipment Replacement
<input type="checkbox"/> Pay Plan	<input type="checkbox"/> Other: _____	

NEW DECISION ITEM

RANK: 6 OF 8

Department of Higher Education	Budget Unit	55644C
Division of Missouri Student Grants and Scholarships		
Core Transfer - A+ Schools Program	DI# 1555005	HB Section 3.065

3. WHY IS THIS FUNDING NEEDED? PROVIDE AN EXPLANATION FOR ITEMS CHECKED IN #2. INCLUDE THE FEDERAL OR STATE STATUTORY OR CONSTITUTIONAL AUTHORIZATION FOR THIS PROGRAM.

The A+ Scholarship, authorized by Section 160.545, RSMo, provides tuition and fee reimbursement to eligible graduates of designated high schools to attend public community colleges, public vocational or technical schools, or private two-year vocational or technical schools that meet the criteria outlined in the authorizing statute.

This request is necessary to sufficiently fund the estimated four percent increase in student participation in the A+ Scholarship Program in FY 2019.

4. DESCRIBE THE DETAILED ASSUMPTIONS USED TO DERIVE THE SPECIFIC REQUESTED AMOUNT. (How did you determine that the requested number of FTE were appropriate? From what source or standard did you derive the requested levels of funding? Were alternatives such as outsourcing or automation considered? If based on new legislation, does request tie to TAFP fiscal note? If not, explain why. Detail which portions of the request are one-times and how those amounts were calculated.)

Over the past three years, the change in the number of recipients of the A+ scholarship has fluctuated between a decline of six percent and an increase of four percent. An unknown in the current projections is the impact of program expansion to include graduates of designated private high schools. Based on past experience with the program and an MDHE survey of the newly designated high schools, the department projects an increase of five percent for FY 2018, resulting in a projected number of recipients of 13,375. For FY 2019, the department expects continued program growth at currently certified schools as well as the designation of additional private high schools. Based on that information, the department is projecting an increase in recipients of four percent for FY 2019, resulting in a projected number of recipients of 13,916. Because the A+ scholarship amounts are driven by actual tuition and fee costs experienced by students, changes in tuition and fees are also a factor in cost projections for the program. Over the past several years, average awards in the program have increased by approximately \$100 per year. With an actual average award of \$2,660 for FY 2017, the MDHE is projecting average awards of \$2,750 for FY 2018 and \$2,850 for FY 2019. Based on these projections, total program cost is estimated to be \$39.7 million. With a current available core, after the statutory reserve is removed, of \$36.4 million, approximately \$3.5 million additional is needed to maintain full funding of the program.

NEW DECISION ITEM

RANK: 6 OF 8

Department of Higher Education	Budget Unit	55644C
Division of Missouri Student Grants and Scholarships		
Core Transfer - A+ Schools Program	DI# 1555005	HB Section 3.065

5. BREAK DOWN THE REQUEST BY BUDGET OBJECT CLASS, JOB CLASS, AND FUND SOURCE. IDENTIFY ONE-TIME COSTS.

Budget Object Class/Job Class	Dept Req GR DOLLARS	Dept Req GR FTE	Dept Req FED DOLLARS	Dept Req FED FTE	Dept Req OTHER DOLLARS	Dept Req OTHER FTE	Dept Req TOTAL DOLLARS	Dept Req TOTAL FTE	Dept Req One-Time DOLLARS	E
							0			
							0	0.0		
Total PS	0	0.0	0	0.0	0	0.0	0	0.0	0	
							0			
							0			
Total EE	0		0		0		0		0	
Program Distributions							0			
Total PSD	0		0		0		0		0	
Transfers	3,500,000						3,500,000			
Total TRF	3,500,000		0		0		3,500,000		0	
Grand Total	3,500,000	0.0	0	0.0	0	0.0	3,500,000	0.0	0	

NEW DECISION ITEM

RANK: 6 OF 8

Department of Higher Education	Budget Unit	<u>55644C</u>
Division of Missouri Student Grants and Scholarships	HB Section	<u>3.065</u>
Core Transfer - A+ Schools Program	DI# 1555005	

6. PERFORMANCE MEASURES (If new decision item has an associated core, separately identify projected performance with & without additional funding.)

- 6a. Provide an effectiveness measure.
N/A
- 6b. Provide an efficiency measure.
N/A
- 6c. Provide the number of clients/individuals served, if applicable.
N/A
- 6d. Provide a customer satisfaction measure, if available.
N/A

7. STRATEGIES TO ACHIEVE THE PERFORMANCE MEASUREMENT TARGETS:

DECISION ITEM DETAIL

Budget Unit	FY 2017	FY 2017	FY 2018	FY 2018	FY 2019	FY 2019	FY 2019	FY 2019
Decision Item	ACTUAL	ACTUAL	BUDGET	BUDGET	DEPT REQ	DEPT REQ	GOV REC	GOV REC
Budget Object Class	DOLLAR	FTE	DOLLAR	FTE	DOLLAR	FTE	DOLLAR	FTE
A+ SCHOOLS FUND TRANSFER								
A+ SCHOOLS FUND TRSFR INCREASE - 1555005								
TRANSFERS OUT	0	0.00	0	0.00	3,500,000	0.00	3,500,000	0.00
TOTAL - TRF	0	0.00	0	0.00	3,500,000	0.00	3,500,000	0.00
GRAND TOTAL	\$0	0.00	\$0	0.00	\$3,500,000	0.00	\$3,500,000	0.00
GENERAL REVENUE	\$0	0.00	\$0	0.00	\$3,500,000	0.00	\$1,500,000	0.00
FEDERAL FUNDS	\$0	0.00	\$0	0.00	\$0	0.00	\$0	0.00
OTHER FUNDS	\$0	0.00	\$0	0.00	\$0	0.00	\$2,000,000	0.00

Department of Higher Education	Budget Unit <u>55654C</u>
Division of Missouri Student Grants and Scholarships	
Core - A+ Schools Program	HB Section <u>3.070</u>

1. CORE FINANCIAL SUMMARY

	FY 2019 Budget Request						FY 2019 Governor's Recommendation				
	GR	Federal	Other	Total	E		GR	Federal	Other	Total	E
PS	0	0	0	0		PS	0	0	0	0	
EE	0	0	0	0		EE	0	0	0	0	
PSD	0	0	39,500,000	39,500,000		PSD	0	0	39,500,000	39,500,000	
TRF	0	0	0	0		TRF	0	0	0	0	
Total	0	0	39,500,000	39,500,000		Total	0	0	39,500,000	39,500,000	
FTE	0.00	0.00	0.00	0.00		FTE	0.00	0.00	0.00	0.00	

<i>Est. Fringe</i>	0	0	0	0
--------------------	---	---	---	---

<i>Est. Fringe</i>	0	0	0	0
--------------------	---	---	---	---

Note: Fringes budgeted in House Bill 5 except for certain fringes budgeted directly to MoDOT, Highway Patrol, and Conservation.

Note: Fringes budgeted in House Bill 5 except for certain fringes budgeted directly to MoDOT, Highway Patrol, and Conservation.

Other Funds: A+ Schools Fund (0955)

Other Funds: A+ Schools Fund (0955)

2. CORE DESCRIPTION

The A+ program is a school improvement initiative established by the Outstanding Schools Act of 1993 and described in Section 160.545, RSMo. In addition to high school designation, the A+ program provides tuition reimbursement to eligible graduates of designated high schools to attend public community colleges, public vocational or technical schools, or private career technical schools that meet the criteria outlined in Section 160.545, RSMo. The tuition reimbursement component was transferred to the MDHE pursuant to Executive Order 10-16. As of the end of the 2016-2017 academic year there were 534 designated public high schools and 58 designated private high schools. This decision item is to provide funds for only the tuition reimbursement component.

As outlined in the core reconciliation (#5), a new decision item is being requested for this program.

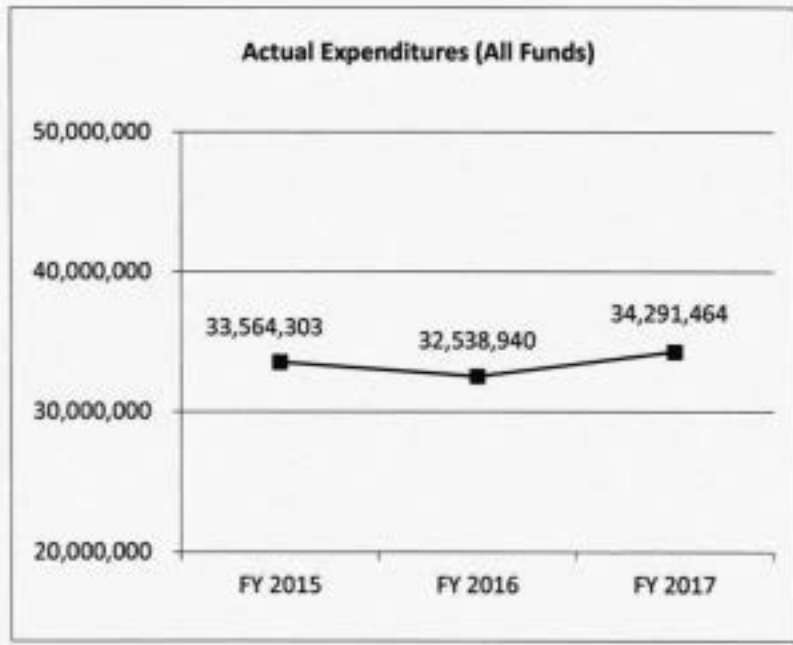
Department of Higher Education	Budget Unit	55654C
Division of Missouri Student Grants and Scholarships		
Core - A+ Schools Program	HB Section	3.070

3. PROGRAM LISTING (list programs included in this core funding)

A+ Schools Program

4. FINANCIAL HISTORY

	FY 2015 Actual	FY 2016 Actual	FY 2017 Actual	FY 2018 Current Yr.
Appropriation (All Funds)	35,000,000	37,000,000	39,500,000	39,500,000
Less Reverted (All Funds)	0	0	0	0
Less Restricted (All Funds)	0	0	0	0
Budget Authority (All Funds)	35,000,000	37,000,000	39,500,000	N/A
Actual Expenditures (All Funds)	33,564,303	32,538,940	34,291,464	N/A
Unexpended (All Funds)	1,435,697	4,461,060	5,208,536	N/A
Unexpended, by Fund:				
General Revenue	0	0	0	N/A
Federal	0	0	0	N/A
Other	1,435,697	4,461,060	5,208,536	N/A



Reverted includes the statutory three-percent reserve amount (when applicable).

Restricted includes any Governor's Expenditure Restrictions which remained at the end of the fiscal year (when applicable).

NOTES:

CORE RECONCILIATION DETAIL

STATE

A+ SCHOOLS PROGRAM

5. CORE RECONCILIATION DETAIL

	Budget Class	FTE	GR	Federal	Other	Total	Explanation
TAFP AFTER VETOES							
	PD	0.00	0	0	39,500,000	39,500,000	
	Total	0.00	0	0	39,500,000	39,500,000	
DEPARTMENT CORE REQUEST							
	PD	0.00	0	0	39,500,000	39,500,000	
	Total	0.00	0	0	39,500,000	39,500,000	
GOVERNOR'S RECOMMENDED CORE							
	PD	0.00	0	0	39,500,000	39,500,000	
	Total	0.00	0	0	39,500,000	39,500,000	

DECISION ITEM SUMMARY

Budget Unit	FY 2017	FY 2017	FY 2018	FY 2018	FY 2019	FY 2019	FY 2019	FY 2019
Decision Item	ACTUAL	ACTUAL	BUDGET	BUDGET	DEPT REQ	DEPT REQ	GOV REC	GOV REC
Budget Object Summary	DOLLAR	FTE	DOLLAR	FTE	DOLLAR	FTE	DOLLAR	FTE
Fund								
A+ SCHOOLS PROGRAM								
CORE								
PROGRAM-SPECIFIC								
A+ SCHOOLS FUND	34,291,464	0.00	39,500,000	0.00	39,500,000	0.00	39,500,000	0.00
TOTAL - PD	34,291,464	0.00	39,500,000	0.00	39,500,000	0.00	39,500,000	0.00
TOTAL	34,291,464	0.00	39,500,000	0.00	39,500,000	0.00	39,500,000	0.00
A+ SCHOOLS PRGM INCREASE - 1555006								
PROGRAM-SPECIFIC								
A+ SCHOOLS FUND	0	0.00	0	0.00	3,500,000	0.00	3,500,000	0.00
TOTAL - PD	0	0.00	0	0.00	3,500,000	0.00	3,500,000	0.00
TOTAL	0	0.00	0	0.00	3,500,000	0.00	3,500,000	0.00
GRAND TOTAL	\$34,291,464	0.00	\$39,500,000	0.00	\$43,000,000	0.00	\$43,000,000	0.00

DECISION ITEM DETAIL

Budget Unit	FY 2017	FY 2017	FY 2018	FY 2018	FY 2019	FY 2019	FY 2019	FY 2019
Decision Item	ACTUAL	ACTUAL	BUDGET	BUDGET	DEPT REQ	DEPT REQ	GOV REC	GOV REC
Budget Object Class	DOLLAR	FTE	DOLLAR	FTE	DOLLAR	FTE	DOLLAR	FTE
A+ SCHOOLS PROGRAM								
CORE								
PROGRAM DISTRIBUTIONS	34,291,464	0.00	39,500,000	0.00	39,500,000	0.00	39,500,000	0.00
TOTAL - PD	34,291,464	0.00	39,500,000	0.00	39,500,000	0.00	39,500,000	0.00
GRAND TOTAL	\$34,291,464	0.00	\$39,500,000	0.00	\$39,500,000	0.00	\$39,500,000	0.00
GENERAL REVENUE	\$0	0.00	\$0	0.00	\$0	0.00	\$0	0.00
FEDERAL FUNDS	\$0	0.00	\$0	0.00	\$0	0.00	\$0	0.00
OTHER FUNDS	\$34,291,464	0.00	\$39,500,000	0.00	\$39,500,000	0.00	\$39,500,000	0.00

PROGRAM DESCRIPTION

Department of Higher Education

HB Section(s): 3.070

A+ Schools Program

Program is found in the following core budget(s): A+ Schools Program

1a. What strategic priority does this program address?

Postsecondary Education Preparation, Affordability and Attainment

1b. What does this program do?

This program provides tuition and fee reimbursement to eligible graduates of designated high schools to attend public community colleges, public vocational or technical schools, or private two-year vocational or technical schools that meet the criteria outlined in Section 160.545, RSMo. The student financial assistance received through this program should increase students' persistence and completion at qualifying postsecondary institutions by covering a significant portion of students' cost of attendance.

2. What is the authorization for this program, i.e., federal or state statute, etc.? (Include the federal program number, if applicable.)

Section 160.545, RSMo.

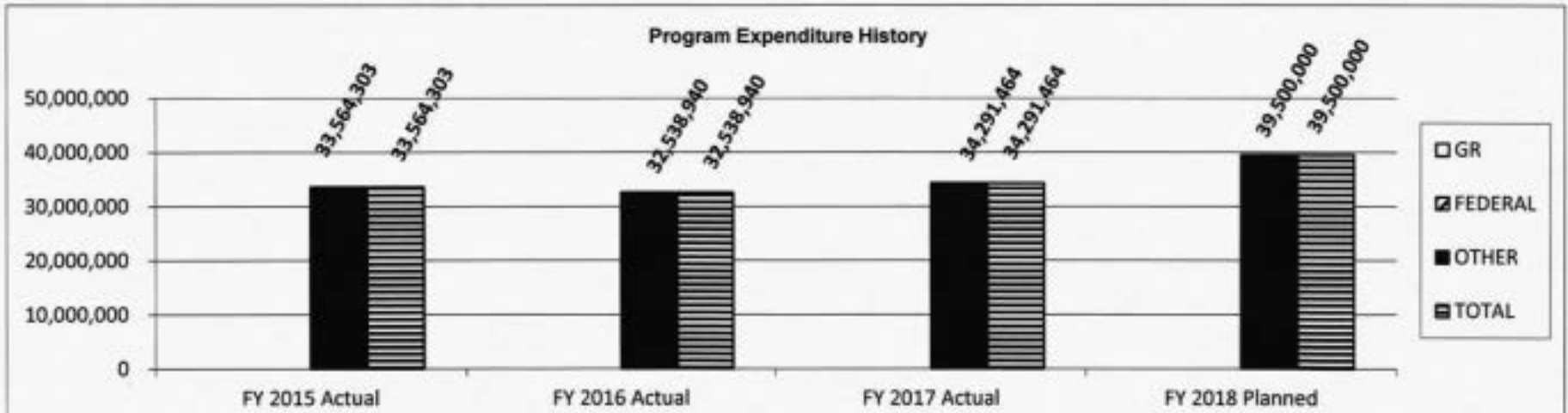
3. Are there federal matching requirements? If yes, please explain.

No. Students who qualify for federal non-repayable financial aid, such as Pell grant, will have their A+ reimbursement reduced by a corresponding amount.

4. Is this a federally mandated program? If yes, please explain.

No

5. Provide actual expenditures for the prior three fiscal years and planned expenditures for the current fiscal year.



PROGRAM DESCRIPTION

Department of Higher Education

HB Section(s): 3.070

A+ Schools Program

Program is found in the following core budget(s): A+ Schools Program

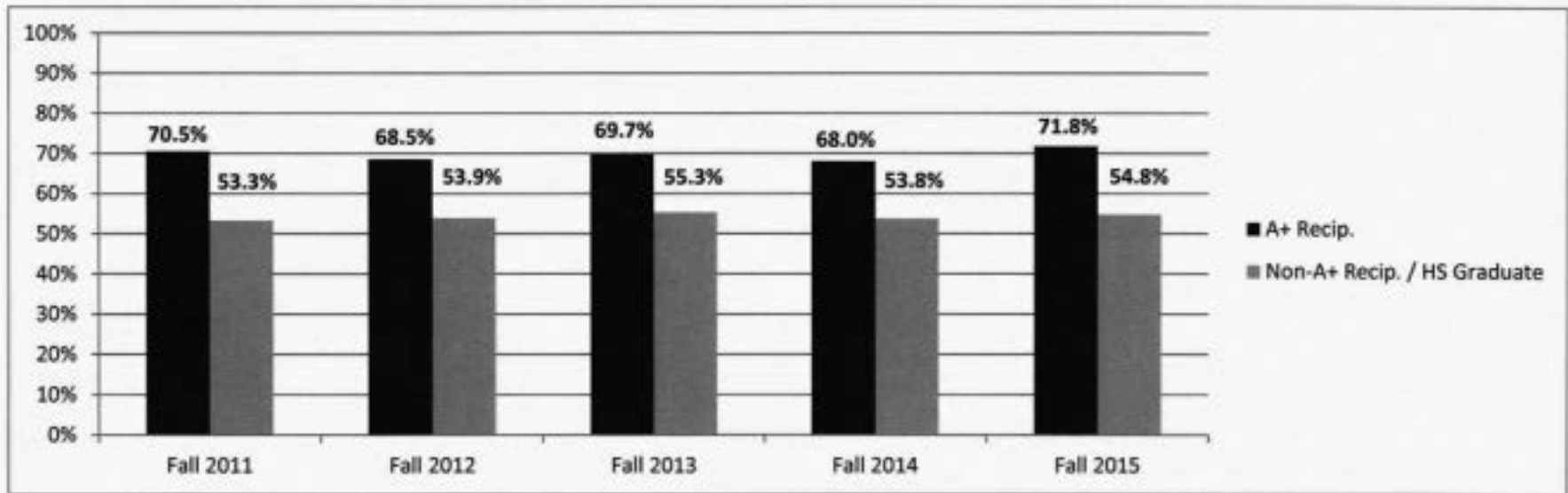
6. What are the sources of the "Other " funds?

A+ Schools Fund (0955)

Performance of the state student financial assistance programs is dependent upon individual student behavior, as well as the amount of funding appropriated by the General Assembly. As these factors, especially as they relate to student behavior, are beyond the Department of Higher Education's control, base and stretch performance targets do not apply.

7a. Provide an effectiveness measure.

Student Persistence at the Same Public Two-Year Institutions



PROGRAM DESCRIPTION

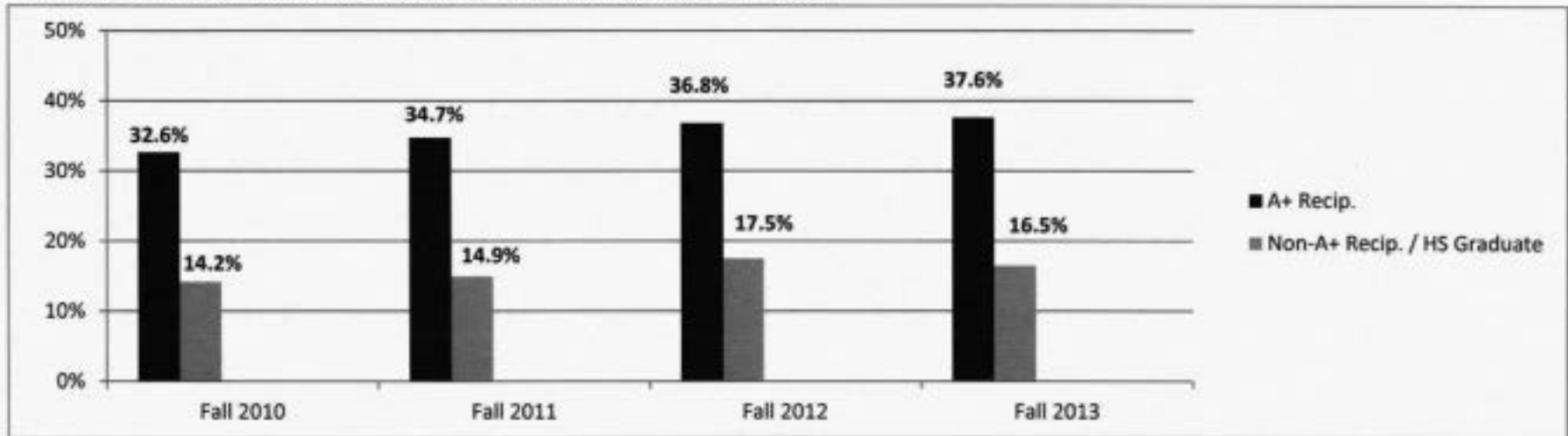
Department of Higher Education

HB Section(s): 3.070

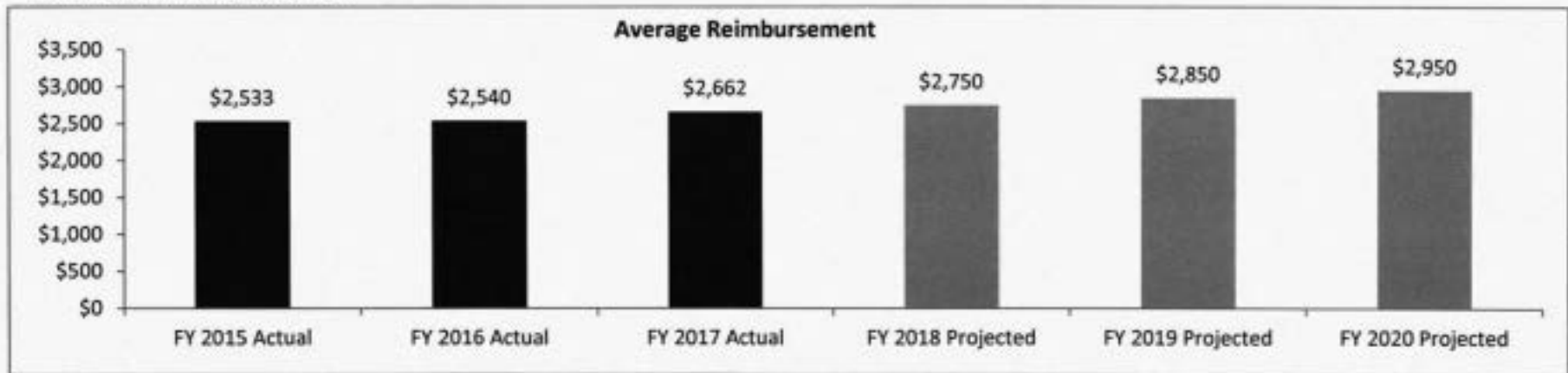
A+ Schools Program

Program is found in the following core budget(s): A+ Schools Program

Three-year Student Completion Rates at the Same Public Two-Year Institutions



7b. Provide an efficiency measure.



PROGRAM DESCRIPTION

Department of Higher Education

HB Section(s): 3.070

A+ Schools Program

Program is found in the following core budget(s): A+ Schools Program

7c. Provide the number of clients/individuals served, if applicable.

	FY 2015 Actual	FY 2016 Actual	FY 2017 Actual	FY 2018 Projected	FY 2019 Projected	FY 2020 Projected
Number of Unduplicated A+ Students Paid	13,142	12,633	12,775	13,375	13,916	14,250
Number of designated schools*	533	534	592	615	620	620

*For informational purposes only - The Department of Higher Education does not have the authority to designate A+ schools.

	FY 2015		FY 2016		FY 2017	
	Students **	Total Grants	Students **	Total Grants	Students **	Total Grants
FTFTDS Recipients						
Public Two-Year Institutions	7,581	\$18,896,142	7,218	\$18,000,909	7,365	\$19,102,811
Area Technical Schools	146	\$514,246	113	\$408,521	157	\$692,939
Private Two-Year Institutions	53	\$192,906	42	\$163,746	58	\$224,475
Total First-Time Recipients	7,780	\$19,603,294	7,373	18,573,176	7,580	\$20,020,225

** Student numbers may be duplicated due to transfer

Note: FTFTDS--First-time, full-time degree-seeking students

7d. Provide a customer satisfaction measure, if available.

N/A

NEW DECISION ITEM													
RANK: <u>6</u>					OF <u>8</u>								
Department of Higher Education					Budget Unit <u>55654C</u>								
Division of Missouri Student Grants and Scholarships													
Core - A+ Schools Program DI# 1555006					HB Section <u>3.070</u>								
1. AMOUNT OF REQUEST													
FY 2019 Budget Request					FY 2019 Governor's Recommendation								
	GR	Federal	Other	Total	E		GR	Federal	Other	Total	E		
PS	0	0	0	0		PS	0	0	0	0			
EE	0	0	0	0		EE	0	0	0	0			
PSD	0	0	3,500,000	3,500,000		PSD	0	0	3,500,000	3,500,000			
TRF	0	0	0	0		TRF	0	0	0	0			
Total	0	0	3,500,000	3,500,000		Total	0	0	3,500,000	3,500,000			
FTE	0.00	0.00	0.00	0.00		FTE	0.00	0.00	0.00	0.00			
<i>Est. Fringe</i>	0	0	0	0		<i>Est. Fringe</i>	0	0	0	0			
<i>Note: Fringes budgeted in House Bill 5 except for certain fringes budgeted directly to MoDOT, Highway Patrol, and Conservation.</i>						<i>Note: Fringes budgeted in House Bill 5 except for certain fringes budgeted directly to MoDOT, Highway Patrol, and Conservation.</i>							
Other Funds: A+ Schools Fund (0955)						Other Funds: A+ Schools Fund (0955)							
2. THIS REQUEST CAN BE CATEGORIZED AS:													
<input type="checkbox"/>	New Legislation				<input type="checkbox"/>	New Program				<input type="checkbox"/>	Fund Switch		
<input type="checkbox"/>	Federal Mandate				<input type="checkbox"/>	Program Expansion				<input checked="" type="checkbox"/>	Cost to Continue		
<input type="checkbox"/>	GR Pick-Up				<input type="checkbox"/>	Space Request				<input type="checkbox"/>	Equipment Replacement		
<input type="checkbox"/>	Pay Plan				<input type="checkbox"/>	Other: _____							

NEW DECISION ITEM

RANK: 6 OF 8

<u>Department of Higher Education</u>	<u>Budget Unit</u>	<u>55654C</u>
<u>Division of Missouri Student Grants and Scholarships</u>		
<u>Core - A+ Schools Program</u>	<u>DI# 1555006</u>	<u>HB Section</u>
		<u>3.070</u>

3. WHY IS THIS FUNDING NEEDED? PROVIDE AN EXPLANATION FOR ITEMS CHECKED IN #2. INCLUDE THE FEDERAL OR STATE STATUTORY OR CONSTITUTIONAL AUTHORIZATION FOR THIS PROGRAM.

The A+ Scholarship, authorized by Section 160.545, RSMo, provides tuition and fee reimbursement to eligible graduates of designated high schools to attend public community colleges, public vocational or technical schools, or private two-year vocational or technical schools that meet the criteria outlined in the authorizing statute.

This request is necessary to sufficiently fund the estimated four percent increase in student participation in the A+ Scholarship Program in FY 2019.

4. DESCRIBE THE DETAILED ASSUMPTIONS USED TO DERIVE THE SPECIFIC REQUESTED AMOUNT. (How did you determine that the requested number of FTE were appropriate? From what source or standard did you derive the requested levels of funding? Were alternatives such as outsourcing or automation considered? If based on new legislation, does request tie to TAFP fiscal note? If not, explain why. Detail which portions of the request are one-times and how those amounts were calculated.)

Over the past three years, the change in the number of recipients of the A+ scholarship has fluctuated between a decline of six percent and an increase of four percent. An unknown in the current projections is the impact of program expansion to include graduates of designated private high schools. Based on past experience with the program and an MDHE survey of the newly designated high schools, the department projects an increase of five percent for FY 2018, resulting in a projected number of recipients of 13,375. For FY 2019, the department expects continued program growth at currently certified schools as well as the designation of additional private high schools. Based on that information, the department is projecting an increase in recipients of four percent for FY 2019, resulting in a projected number of recipients of 13,916. Because the A+ scholarship amounts are driven by actual tuition and fee costs experienced by students, changes in tuition and fees are also a factor in cost projections for the program. Over the past several years, average awards in the program have increased by approximately \$100 per year. With an actual average award of \$2,660 for FY 2017, the MDHE is projecting average awards of \$2,750 for FY 2018 and \$2,850 for FY 2019. Based on these projections, total program cost is estimated to be \$39.7 million. With a current available core, after the statutory reserve is removed, of \$36.4 million, approximately \$3.5 million additional is needed to maintain full funding of the program.

NEW DECISION ITEM

RANK: 6 OF 8

Department of Higher Education Budget Unit 55654C
 Division of Missouri Student Grants and Scholarships
 Core - A+ Schools Program DI# 1555006 HB Section 3.070

5. BREAK DOWN THE REQUEST BY BUDGET OBJECT CLASS, JOB CLASS, AND FUND SOURCE. IDENTIFY ONE-TIME COSTS.

Budget Object Class/Job Class	Dept Req GR DOLLARS	Dept Req GR	Dept Req FTE	Dept Req FED DOLLARS	Dept Req FED FTE	Dept Req OTHER DOLLARS	Dept Req OTHER FTE	Dept Req TOTAL DOLLARS	Dept Req TOTAL FTE	Dept Req One-Time DOLLARS
Total PS	0		0.0	0	0.0	0	0.0	0	0.0	0
Total EE	0			0		0		0		0
Program Distributions						3,500,000		3,500,000		
Total PSD	0			0		3,500,000		3,500,000		0
Transfers										
Total TRF	0			0		0		0		0
Grand Total	0		0.0	0	0.0	3,500,000	0.0	3,500,000	0.0	0

NEW DECISION ITEM

RANK: 6 OF 8

Department of Higher Education
 Division of Missouri Student Grants and Scholarships
 Core - A+ Schools Program

Budget Unit 55654C
 HB Section 3.070

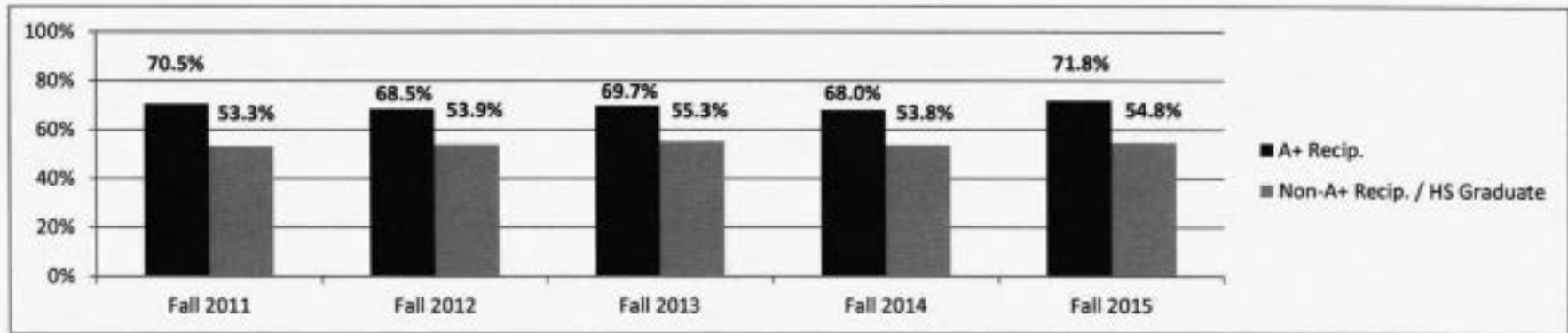
DI# 1555006

6. PERFORMANCE MEASURES (If new decision item has an associated core, separately identify projected performance with & without additional funding.)

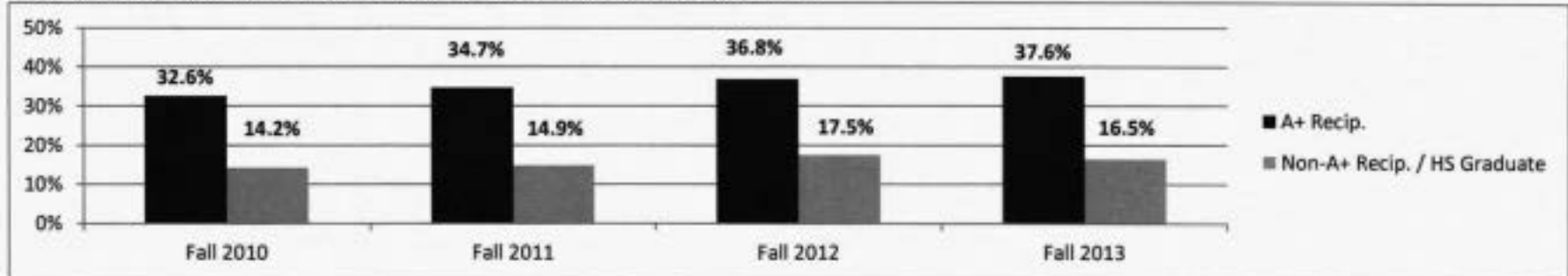
Performance of the state student financial assistance programs is dependent upon individual student behavior, as well as the amount of funding appropriated by the General Assembly. As these factors, especially as they relate to student behavior, are beyond the Department of Higher Education's control, base and stretch performance targets do not apply.

6a. Provide an effectiveness measure.

Student Persistence at the Same Public Two-Year Institutions



Three-year Student Completion Rates at the Same Public Two-Year Institutions



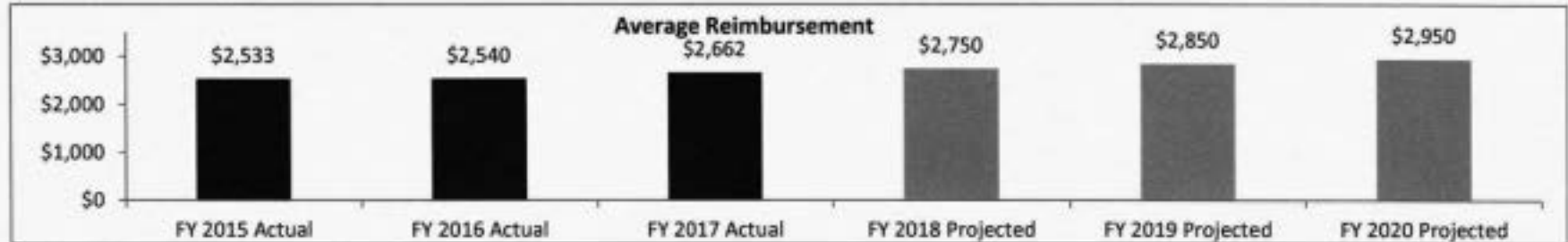
NEW DECISION ITEM

RANK: 6 OF 8

Department of Higher Education
 Division of Missouri Student Grants and Scholarships
 Core - A+ Schools Program DI# 1555006

Budget Unit 55654C
 HB Section 3.070

6b. Provide an efficiency measure.



6c. Provide the number of clients/individuals served, if applicable.

	FY 2015 Actual	FY 2016 Actual	FY 2017 Actual	FY 2018 Projected	FY 2019 Projected	FY 2020 Projected
Number of Unduplicated A+ Students Paid	13,142	12,633	12,775	13,375	13,916	14,250
Number of designated schools*	533	534	592	615	620	620

*For informational purposes only - The Department of Higher Education does not have the authority to designate A+ schools.

FTFTDS Recipients

Public Two-Year Institutions
 Area Technical Schools
 Private Two-Year Institutions
 Total First-Time Recipients

Students **	Total Grants	Students **	Total Grants	Students **	Total Grants
7,581	\$18,896,142	7,218	\$18,000,909	7,365	\$19,102,811
146	\$514,246	113	\$408,521	157	\$692,939
53	\$192,906	42	\$163,746	58	\$224,475
7,780	\$19,603,294	7,373	18,573,176	7,580	\$20,020,225

** Student numbers may be duplicated due to transfer

Note: FTFTDS--First-time, full-time degree-seeking students

NEW DECISION ITEM

RANK: 6 OF 8Department of Higher EducationBudget Unit 55654CDivision of Missouri Student Grants and ScholarshipsCore - A+ Schools Program DI# 1555006HB Section 3.070

6d. Provide a customer satisfaction measure, if available.
N/A

7. STRATEGIES TO ACHIEVE THE PERFORMANCE MEASUREMENT TARGETS:

Because the MDHE has very limited ability to impact these measures, they are identified as projections rather than targets. However, in order to be effective, student financial assistance programs must provide consistent and reliable financial help to students. For this program, that means it is critical to maintain the full reimbursement of tuition and fees for individuals that met the eligibility requirements during their high school years. This request, which is required to maintain full reimbursement, will maintain that commitment to these students and, as such, should continue to encourage students to do the work necessary to achieve and maintain scholarship eligibility.

DECISION ITEM DETAIL

Budget Unit	FY 2017	FY 2017	FY 2018	FY 2018	FY 2019	FY 2019	FY 2019	FY 2019
Decision Item	ACTUAL	ACTUAL	BUDGET	BUDGET	DEPT REQ	DEPT REQ	GOV REC	GOV REC
Budget Object Class	DOLLAR	FTE	DOLLAR	FTE	DOLLAR	FTE	DOLLAR	FTE
A+ SCHOOLS PROGRAM								
A+ SCHOOLS PRGM INCREASE - 1555006								
PROGRAM DISTRIBUTIONS	0	0.00	0	0.00	3,500,000	0.00	3,500,000	0.00
TOTAL - PD	0	0.00	0	0.00	3,500,000	0.00	3,500,000	0.00
GRAND TOTAL	\$0	0.00	\$0	0.00	\$3,500,000	0.00	\$3,500,000	0.00
GENERAL REVENUE	\$0	0.00	\$0	0.00	\$0	0.00	\$0	0.00
FEDERAL FUNDS	\$0	0.00	\$0	0.00	\$0	0.00	\$0	0.00
OTHER FUNDS	\$0	0.00	\$0	0.00	\$3,500,000	0.00	\$3,500,000	0.00

Department of Higher Education	Budget Unit	55680C
Division of Missouri Student Grants and Scholarships		
Core Transfer - Marguerite Ross Barnett Scholarship	HB Section	3.075

1. CORE FINANCIAL SUMMARY

	FY 2019 Budget Request						FY 2019 Governor's Recommendation				
	GR	Federal	Other	Total	E		GR	Federal	Other	Total	E
PS	0	0	0	0		PS	0	0	0	0	
EE	0	0	0	0		EE	0	0	0	0	
PSD	0	0	0	0		PSD	0	0	0	0	
TRF	413,375	0	0	413,375		TRF	413,375	0	0	413,375	
Total	413,375	0	0	413,375		Total	413,375	0	0	413,375	
FTE	0.00	0.00	0.00	0.00		FTE	0.00	0.00	0.00	0.00	

<i>Est. Fringe</i>	0	0	0	0
--------------------	---	---	---	---

Note: Fringes budgeted in House Bill 5 except for certain fringes budgeted directly to MoDOT, Highway Patrol, and Conservation.

<i>Est. Fringe</i>	0	0	0	0
--------------------	---	---	---	---

Note: Fringes budgeted in House Bill 5 except for certain fringes budgeted directly to MoDOT, Highway Patrol, and Conservation.

Other Funds:

Other Funds:

2. CORE DESCRIPTION

This request is for a transfer of \$413,375 from general revenue to the Marguerite Ross Barnett Scholarship Program.

CORE DECISION ITEM

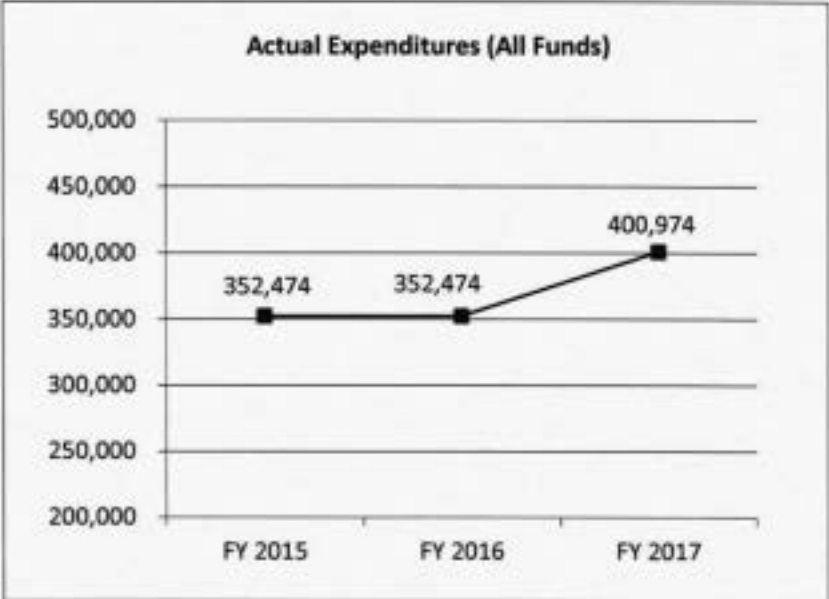
Department of Higher Education	Budget Unit <u>55680C</u>
Division of Missouri Student Grants and Scholarships	
Core Transfer - Marguerite Ross Barnett Scholarship	HB Section <u>3.075</u>

3. PROGRAM LISTING (list programs included in this core funding)

Marguerite Ross Barnett Scholarship Program

4. FINANCIAL HISTORY

	<u>FY 2015</u>	<u>FY 2016</u>	<u>FY 2017</u>	<u>FY 2018</u>
	<u>Actual</u>	<u>Actual</u>	<u>Actual</u>	<u>Current Yr.</u>
Appropriation (All Funds)	363,375	363,375	413,375	413,375
Less Reverted (All Funds)	(10,901)	(10,901)	(12,401)	(12,401)
Less Restricted (All Funds)	0	0	0	0
Budget Authority (All Funds)	352,474	352,474	400,974	N/A
Actual Expenditures (All Funds)	352,474	352,474	400,974	N/A
Unexpended (All Funds)	0	0	0	N/A
Unexpended, by Fund:				
General Revenue	0	0	0	N/A
Federal	0	0	0	N/A
Other	0	0	0	N/A



Reverted includes the statutory three-percent reserve amount (when applicable).
 Restricted includes any Governor's Expenditure Restrictions which remained at the end of the fiscal year (when applicable).

NOTES:

CORE RECONCILIATION DETAIL

STATE

M ROSS BARNETT SCHLS-TRANSFER

5. CORE RECONCILIATION DETAIL

	Budget Class	FTE	GR	Federal	Other	Total	Explanation
TAFP AFTER VETOES							
	TRF	0.00	413,375	0	0	413,375	
	Total	0.00	413,375	0	0	413,375	
DEPARTMENT CORE REQUEST							
	TRF	0.00	413,375	0	0	413,375	
	Total	0.00	413,375	0	0	413,375	
GOVERNOR'S RECOMMENDED CORE							
	TRF	0.00	413,375	0	0	413,375	
	Total	0.00	413,375	0	0	413,375	

DECISION ITEM SUMMARY

Budget Unit	FY 2017	FY 2017	FY 2018	FY 2018	FY 2019	FY 2019	FY 2019	FY 2019
Decision Item	ACTUAL	ACTUAL	BUDGET	BUDGET	DEPT REQ	DEPT REQ	GOV REC	GOV REC
Budget Object Summary	DOLLAR	FTE	DOLLAR	FTE	DOLLAR	FTE	DOLLAR	FTE
Fund								
M ROSS BARNETT SCHLS-TRANSFER								
CORE								
FUND TRANSFERS								
GENERAL REVENUE	400,974	0.00	413,375	0.00	413,375	0.00	413,375	0.00
TOTAL - TRF	400,974	0.00	413,375	0.00	413,375	0.00	413,375	0.00
TOTAL	400,974	0.00	413,375	0.00	413,375	0.00	413,375	0.00
GRAND TOTAL	\$400,974	0.00	\$413,375	0.00	\$413,375	0.00	\$413,375	0.00

DECISION ITEM DETAIL

Budget Unit	FY 2017	FY 2017	FY 2018	FY 2018	FY 2019	FY 2019	FY 2019	FY 2019
Decision Item	ACTUAL	ACTUAL	BUDGET	BUDGET	DEPT REQ	DEPT REQ	GOV REC	GOV REC
Budget Object Class	DOLLAR	FTE	DOLLAR	FTE	DOLLAR	FTE	DOLLAR	FTE
M ROSS BARNETT SCHLS-TRANSFER								
CORE								
TRANSFERS OUT	400,974	0.00	413,375	0.00	413,375	0.00	413,375	0.00
TOTAL - TRF	400,974	0.00	413,375	0.00	413,375	0.00	413,375	0.00
GRAND TOTAL	\$400,974	0.00	\$413,375	0.00	\$413,375	0.00	\$413,375	0.00
GENERAL REVENUE	\$400,974	0.00	\$413,375	0.00	\$413,375	0.00	\$413,375	0.00
FEDERAL FUNDS	\$0	0.00	\$0	0.00	\$0	0.00	\$0	0.00
OTHER FUNDS	\$0	0.00	\$0	0.00	\$0	0.00	\$0	0.00

Department of Higher Education	Budget Unit <u>55656C</u>
Division of Missouri Student Grants and Scholarships	
Core - Advanced Placement Incentive Grant	HB Section <u>3.080</u>

1. CORE FINANCIAL SUMMARY

	FY 2019 Budget Request						FY 2019 Governor's Recommendation				
	GR	Federal	Other	Total	E		GR	Federal	Other	Total	E
PS	0	0	0	0	0	PS	0	0	0	0	
EE	0	0	0	0	0	EE	0	0	0	0	
PSD	0	0	100,000	100,000		PSD	0	0	100,000	100,000	
TRF	0	0	0	0		TRF	0	0	0	0	
Total	0	0	100,000	100,000		Total	0	0	100,000	100,000	
FTE	0.00	0.00	0.00	0.00		FTE	0.00	0.00	0.00	0.00	

<i>Est. Fringe</i>	0	0	0	0
<i>Note: Fringes budgeted in House Bill 5 except for certain fringes budgeted directly to MoDOT, Highway Patrol, and Conservation.</i>				

<i>Est. Fringe</i>	0	0	0	0
<i>Note: Fringes budgeted in House Bill 5 except for certain fringes budgeted directly to MoDOT, Highway Patrol, and Conservation.</i>				

Other Funds: AP Incentive Grant (0983)

Other Funds: AP Incentive Grant (0983)

2. CORE DESCRIPTION

The Advanced Placement Incentive Grant was established pursuant to Section 173.1350. This is a nonrenewable grant of \$500 available to any student who receives an Access Missouri Financial Assistance award or an A+ award, and in addition has received grades of three or higher on two advanced placement tests in mathematics or science while attending a Missouri public high school. A \$100,000 donation was received from MOHELA for distribution through this grant. An additional \$100,000 will be requested from MOHELA in FY 2018, leaving \$800,000 remaining of the \$1 million available.

Beginning in FY 2013, the Marguerite Ross Barnett Scholarship Program, the Advanced Placement Incentive Grant, the Public Service Officer Survivor Grant Program, the Wartime Veteran's Survivors Grant Program, the Minority Teaching Scholarship Program, and the Vietnam Veterans Survivors Grant Program were combined into a single line item appropriation. This allows any unexpended funds from these programs, after awards are made to all eligible applicants, to be used in the Marguerite Ross Barnett Scholarship Program and other programs in this group that may have more applicants than available funding. The Marguerite Ross Barnett Scholarship Program historically has had more applicants than available funding. Beginning in FY 2017 the Vietnam Veteran's Survivors Grant was removed from this group of programs as it sunset December 31, 2015. Beginning in FY 2018, the Minority Teaching Scholarship will no longer be included in this group of programs since it was not funded.

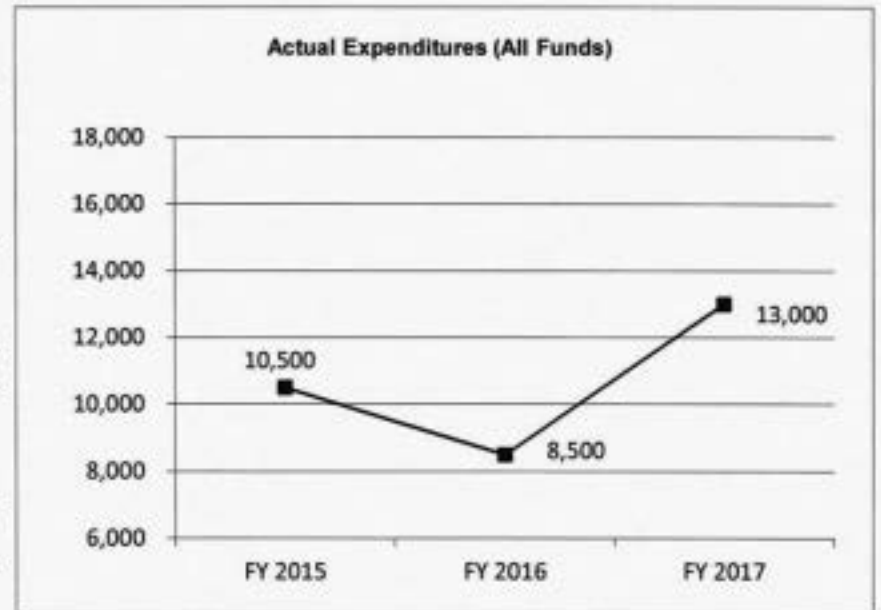
<u>Department of Higher Education</u>	<u>Budget Unit</u> 55656C
<u>Division of Missouri Student Grants and Scholarships</u>	
<u>Core - Advanced Placement Incentive Grant</u>	<u>HB Section</u> 3.080

3. PROGRAM LISTING (list programs included in this core funding)

Advanced Placement Incentive Grant

4. FINANCIAL HISTORY

	FY 2015 Actual	FY 2016 Actual	FY 2017 Actual	FY 2018 Current Yr.
Appropriation (All Funds)	100,000	100,000	100,000	100,000
Less Reverted (All Funds)	0	0	0	0
Less Restricted (All Funds)	0	0	0	0
Budget Authority (All Funds)	100,000	100,000	100,000	N/A
Actual Expenditures (All Funds)	10,500	8,500	13,000	N/A
Unexpended (All Funds)	89,500	91,500	87,000	N/A
Unexpended, by Fund:				
General Revenue	0	0	0	N/A
Federal	0	0	0	N/A
Other	89,500	91,500	87,000	N/A



Reverted includes the statutory three-percent reserve amount (when applicable).

Restricted includes any Governor's Expenditure Restrictions which remained at the end of the fiscal year (when applicable).

NOTES:

 CORE RECONCILIATION DETAIL

STATE

ADVANCED PLACEMENT GRANTS

 5. CORE RECONCILIATION DETAIL

	Budget Class	FTE	GR	Federal	Other	Total	Explanation
TAFP AFTER VETOES							
	PD	0.00	0	0	100,000	100,000	
	Total	0.00	0	0	100,000	100,000	
DEPARTMENT CORE REQUEST							
	PD	0.00	0	0	100,000	100,000	
	Total	0.00	0	0	100,000	100,000	
GOVERNOR'S RECOMMENDED CORE							
	PD	0.00	0	0	100,000	100,000	
	Total	0.00	0	0	100,000	100,000	

DECISION ITEM SUMMARY

Budget Unit	FY 2017	FY 2017	FY 2018	FY 2018	FY 2019	FY 2019	FY 2019	FY 2019
Decision Item	ACTUAL	ACTUAL	BUDGET	BUDGET	DEPT REQ	DEPT REQ	GOV REC	GOV REC
Budget Object Summary	DOLLAR	FTE	DOLLAR	FTE	DOLLAR	FTE	DOLLAR	FTE
Fund								
ADVANCED PLACEMENT GRANTS								
CORE								
PROGRAM-SPECIFIC								
AP INCENTIVE GRANT	13,000	0.00	100,000	0.00	100,000	0.00	100,000	0.00
TOTAL - PD	13,000	0.00	100,000	0.00	100,000	0.00	100,000	0.00
TOTAL	13,000	0.00	100,000	0.00	100,000	0.00	100,000	0.00
GRAND TOTAL	\$13,000	0.00	\$100,000	0.00	\$100,000	0.00	\$100,000	0.00

DECISION ITEM DETAIL

Budget Unit	FY 2017	FY 2017	FY 2018	FY 2018	FY 2019	FY 2019	FY 2019	FY 2019
Decision Item	ACTUAL	ACTUAL	BUDGET	BUDGET	DEPT REQ	DEPT REQ	GOV REC	GOV REC
Budget Object Class	DOLLAR	FTE	DOLLAR	FTE	DOLLAR	FTE	DOLLAR	FTE
ADVANCED PLACEMENT GRANTS								
CORE								
PROGRAM DISTRIBUTIONS	13,000	0.00	100,000	0.00	100,000	0.00	100,000	0.00
TOTAL - PD	13,000	0.00	100,000	0.00	100,000	0.00	100,000	0.00
GRAND TOTAL	\$13,000	0.00	\$100,000	0.00	\$100,000	0.00	\$100,000	0.00
GENERAL REVENUE	\$0	0.00	\$0	0.00	\$0	0.00	\$0	0.00
FEDERAL FUNDS	\$0	0.00	\$0	0.00	\$0	0.00	\$0	0.00
OTHER FUNDS	\$13,000	0.00	\$100,000	0.00	\$100,000	0.00	\$100,000	0.00

PROGRAM DESCRIPTION

Department of Higher Education _____

HB Section(s): 3.080

Advanced Placement Incentive Grant _____

Program is found in the following core budget(s): **Advanced Placement Incentive Grant**

1a. What strategic priority does this program address?

STEM Preparation

1b. What does this program do?

This program rewards Missouri students who take and score well on Advanced Placement exams in the fields of math and science. It is intended to increase the number of math and science Advanced Placement exams taken by providing a nonrenewable grant of \$500 available to any student who receives an Access Missouri Financial Assistance award or an A+ award, and in addition has received two grades of three or higher on advanced placement examinations in the fields of mathematics or science while attending a Missouri public high school.

2. What is the authorization for this program, i.e., federal or state statute, etc.? (Include the federal program number, if applicable.)

Section 173.1350, RSMo.

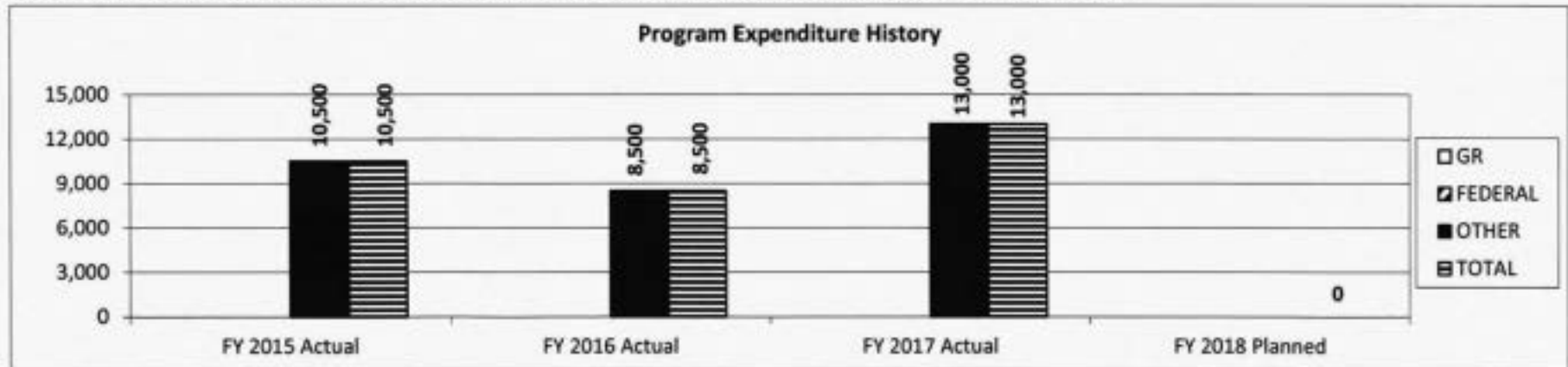
3. Are there federal matching requirements? If yes, please explain.

No

4. Is this a federally mandated program? If yes, please explain.

No

5. Provide actual expenditures for the prior three fiscal years and planned expenditures for the current fiscal year.



PROGRAM DESCRIPTION

Department of Higher Education

HB Section(s): 3.080

Advanced Placement Incentive Grant

Program is found in the following core budget(s): Advanced Placement Incentive Grant

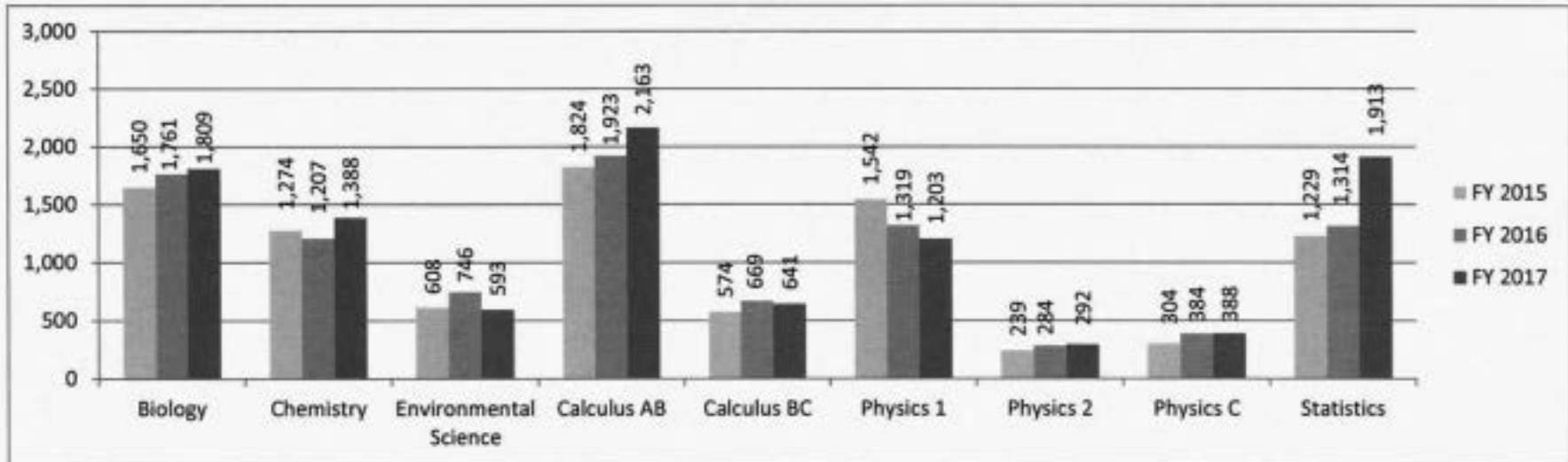
6. What are the sources of the "Other" funds?

AP Incentive Grant Fund (0983)

Performance of the state student financial assistance programs is dependent upon individual student behavior, as well as the amount of funding appropriated by the General Assembly. As these factors, especially as they relate to student behavior, are beyond the Department of Higher Education's control, base and stretch performance targets do not apply.

7a. Provide an effectiveness measure.

Number of AP math and science exams taken



PROGRAM DESCRIPTION

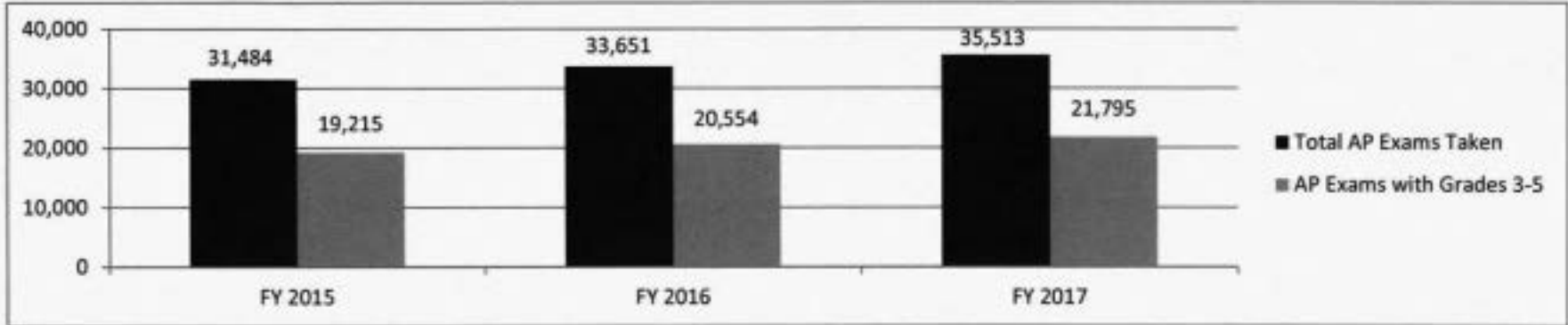
Department of Higher Education _____

HB Section(s): 3.080

Advanced Placement Incentive Grant _____

Program is found in the following core budget(s): Advanced Placement Incentive Grant

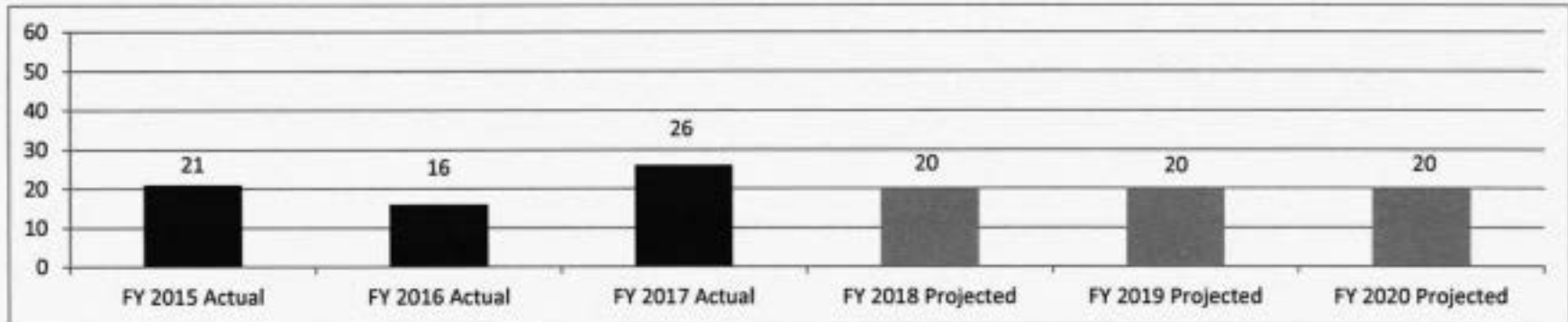
Number of AP exams taken with grades of 3 or higher



7b. Provide an efficiency measure.

N/A

7c. Provide the number of clients/individuals served, if applicable.



7d. Provide a customer satisfaction measure, if available.

Department of Higher Education	Budget Unit	55655C
Division of Missouri Student Grants and Scholarships		
Core - Public Service Officer Survivor Grant Program	HB Section	3.080

1. CORE FINANCIAL SUMMARY

	FY 2019 Budget Request						FY 2019 Governor's Recommendation				
	GR	Federal	Other	Total	E		GR	Federal	Other	Total	E
PS	0	0	0	0	0	PS	0	0	0	0	
EE	0	0	0	0	0	EE	0	0	0	0	
PSD	140,000	0	0	140,000		PSD	140,000	0	0	140,000	
TRF	0	0	0	0		TRF	0	0	0	0	
Total	140,000	0	0	140,000		Total	140,000	0	0	140,000	
FTE	0.00	0.00	0.00	0.00		FTE	0.00	0.00	0.00	0.00	

<i>Est. Fringe</i>	0	0	0	0
--------------------	---	---	---	---

Note: Fringes budgeted in House Bill 5 except for certain fringes budgeted directly to MoDOT, Highway Patrol, and Conservation.

<i>Est. Fringe</i>	0	0	0	0
--------------------	---	---	---	---

Note: Fringes budgeted in House Bill 5 except for certain fringes budgeted directly to MoDOT, Highway Patrol, and Conservation.

Other Funds:

Other Funds:

2. CORE DESCRIPTION

This program is designed to provide educational grants to the children or spouses of certain public employees killed or permanently and totally disabled in the line of duty. The request is for \$140,000 from general revenue to continue grants to eligible students. The average award in this program is approximately \$5,773.

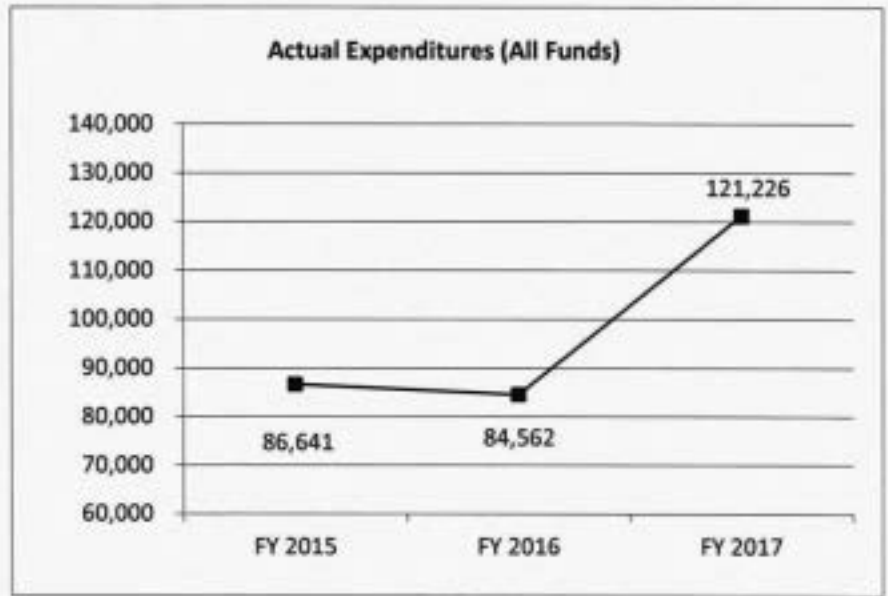
Beginning in FY 2013, the Marguerite Ross Barnett Scholarship Program, the Advanced Placement Incentive Grant, the Public Service Officer Survivor Grant Program, the Wartime Veteran's Survivors Grant Program, the Minority Teaching Scholarship Program, and the Vietnam Veterans Survivors Grant Program were combined into a single line item appropriation. This allows any unexpended funds from these programs, after awards are made to all eligible applicants, to be used in the Marguerite Ross Barnett Scholarship Program and other programs in this group that may have more applicants than available funding. The Marguerite Ross Barnett Scholarship Program historically has had more applicants than available funding. Beginning in FY 2017 the Vietnam Veterans Survivors Grant was removed from this group of programs as it sunset December 31, 2015. Beginning in FY 2018, the Minority Teaching Scholarship will no longer be included in this group of programs since it was not funded.

Department of Higher Education	Budget Unit	<u>55655C</u>
Division of Missouri Student Grants and Scholarships		
Core - Public Service Officer Survivor Grant Program	HB Section	<u>3.080</u>

3. PROGRAM LISTING (list programs included in this core funding)
 Public Service Officer Survivor Grant Program

4. FINANCIAL HISTORY

	<u>FY 2015</u>	<u>FY 2016</u>	<u>FY 2017</u>	<u>FY 2018</u>
	<u>Actual</u>	<u>Actual</u>	<u>Actual</u>	<u>Current Yr.</u>
Appropriation (All Funds)	140,000	140,000	140,000	140,000
Less Reverted (All Funds)	(4,200)	(4,200)	(4,200)	(4,200)
Less Restricted (All Funds)	0	0	0	0
Budget Authority (All Funds)	135,800	135,800	135,800	N/A
Actual Expenditures (All Funds)	86,641	84,562	121,226	N/A
Unexpended (All Funds)	49,159	51,238	14,574	N/A
Unexpended, by Fund:				
General Revenue	49,159	51,238	14,574	N/A
Federal	0	0	0	N/A
Other	0	0	0	N/A
	(1)	(2)	(3)	



Reverted includes the statutory three-percent reserve amount (when applicable).

Restricted includes any Governor's Expenditure Restrictions which remained at the end of the fiscal year (when applicable).

- NOTES:**
- (1) For FY 2015 a total of \$73,003 was disbursed to Public Safety Officer Survivor Grant students from designated Public Safety Officer Survivor Grant funds. In addition, a total of \$13,638 was disbursed to Marguerite Ross Barnett Memorial Scholarship students from designated Public Safety Officer Survivor Grant funds.
 - (2) For FY 2016, a total of \$77,807 was disbursed to Public Safety Officer Survivor Grant students from designated Public Safety Officer Survivor Grant Funds. In addition, a total of \$6,755 was disbursed to Marguerite Ross Barnett Memorial Scholarship students from designated Public Safety Officer Survivor Grant funds.
 - (3) For FY 2017, the full \$121,226 was disbursed to Public Safety Officer Survivor Grant students.

 CORE RECONCILIATION DETAIL

STATE
PUBLIC SERVICE GRANT PROGRAM

 5. CORE RECONCILIATION DETAIL

	Budget Class	FTE	GR	Federal	Other	Total	Explanation
TAFP AFTER VETOES							
	PD	0.00	140,000	0	0	140,000	
	Total	0.00	140,000	0	0	140,000	
DEPARTMENT CORE REQUEST							
	PD	0.00	140,000	0	0	140,000	
	Total	0.00	140,000	0	0	140,000	
GOVERNOR'S RECOMMENDED CORE							
	PD	0.00	140,000	0	0	140,000	
	Total	0.00	140,000	0	0	140,000	

DECISION ITEM SUMMARY

Budget Unit	FY 2017	FY 2017	FY 2018	FY 2018	FY 2019	FY 2019	FY 2019	FY 2019
Decision Item	ACTUAL	ACTUAL	BUDGET	BUDGET	DEPT REQ	DEPT REQ	GOV REC	GOV REC
Budget Object Summary	DOLLAR	FTE	DOLLAR	FTE	DOLLAR	FTE	DOLLAR	FTE
Fund								
PUBLIC SERVICE GRANT PROGRAM								
CORE								
PROGRAM-SPECIFIC								
GENERAL REVENUE	121,226	0.00	140,000	0.00	140,000	0.00	140,000	0.00
TOTAL - PD	121,226	0.00	140,000	0.00	140,000	0.00	140,000	0.00
TOTAL	121,226	0.00	140,000	0.00	140,000	0.00	140,000	0.00
GRAND TOTAL	\$121,226	0.00	\$140,000	0.00	\$140,000	0.00	\$140,000	0.00

DECISION ITEM DETAIL

Budget Unit	FY 2017	FY 2017	FY 2018	FY 2018	FY 2019	FY 2019	FY 2019	FY 2019
Decision Item	ACTUAL	ACTUAL	BUDGET	BUDGET	DEPT REQ	DEPT REQ	GOV REC	GOV REC
Budget Object Class	DOLLAR	FTE	DOLLAR	FTE	DOLLAR	FTE	DOLLAR	FTE
PUBLIC SERVICE GRANT PROGRAM								
CORE								
PROGRAM DISTRIBUTIONS	121,226	0.00	140,000	0.00	140,000	0.00	140,000	0.00
TOTAL - PD	121,226	0.00	140,000	0.00	140,000	0.00	140,000	0.00
GRAND TOTAL	\$121,226	0.00	\$140,000	0.00	\$140,000	0.00	\$140,000	0.00
GENERAL REVENUE	\$121,226	0.00	\$140,000	0.00	\$140,000	0.00	\$140,000	0.00
FEDERAL FUNDS	\$0	0.00	\$0	0.00	\$0	0.00	\$0	0.00
OTHER FUNDS	\$0	0.00	\$0	0.00	\$0	0.00	\$0	0.00

Department of Higher Education

HB Section(s): 3.080

Public Service Officer Survivor Grant Program

Program is found in the following core budget(s): Public Service Officer Survivor Grant Program

1a. What strategic priority does this program address?

Postsecondary Education Affordability

1b. What does this program do?

This program is designed to provide educational grants to the children or spouses of certain public employees killed or permanently and totally disabled in the line of duty. The grant should reduce the cost of education for as many eligible students as possible whose families have suffered a significant personal and financial loss.

2. What is the authorization for this program, i.e., federal or state statute, etc.? (Include the federal program number, if applicable.)

Section 173.260, RSMo

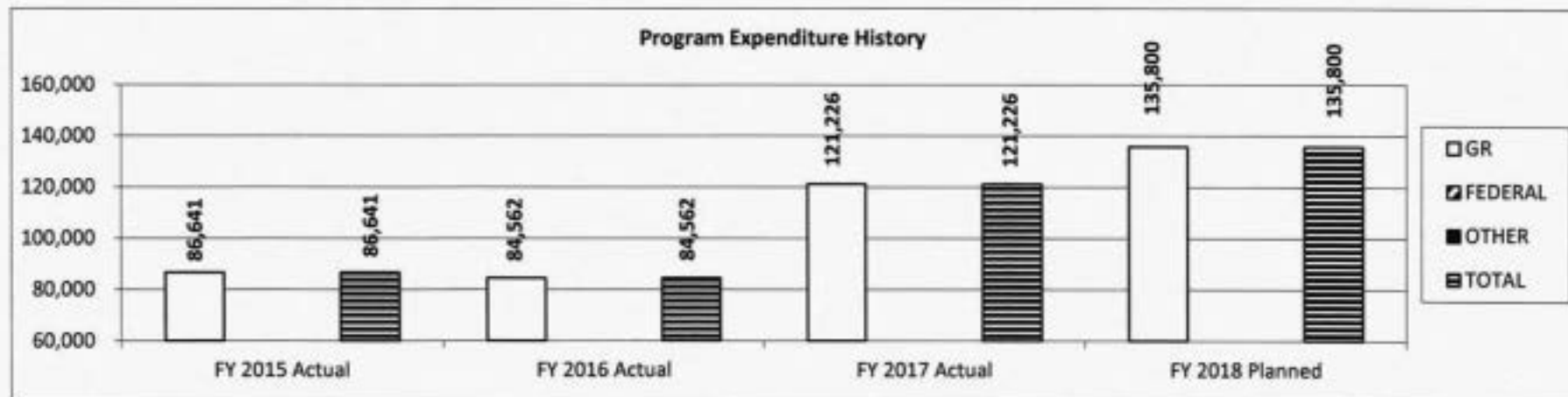
3. Are there federal matching requirements? If yes, please explain.

No

4. Is this a federally mandated program? If yes, please explain.

No

5. Provide actual expenditures for the prior three fiscal years and planned expenditures for the current fiscal year.



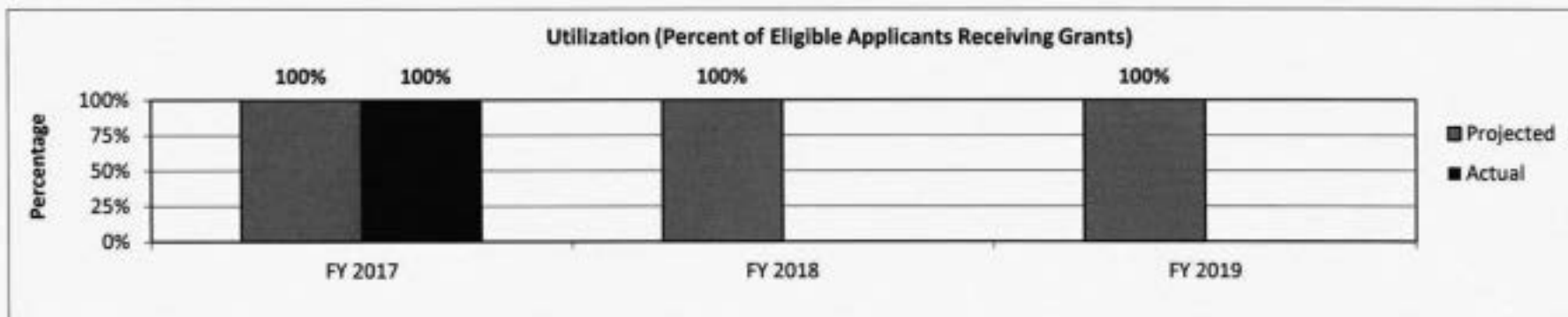
Department of Higher Education HB Section(s): 3.080
Public Service Officer Survivor Grant Program
 Program is found in the following core budget(s): **Public Service Officer Survivor Grant Program**

6. What are the sources of the "Other " funds?

N/A

Performance of the state student financial assistance programs is dependent upon individual student behavior, as well as the amount of funding appropriated by the General Assembly. As these factors, especially as they relate to student behavior, are beyond the Department of Higher Education's control, base and stretch performance targets do not apply.

7a. Provide an effectiveness measure.



This program does not have an application deadline to serve as many qualifying students as possible. The lack of an application deadline makes it difficult to project the number of eligible applicants.

7b. Provide an efficiency measure.

Average Award per Student			
	FY 2017	FY 2018	FY 2019
Projected		\$5,800	\$5,900
Actual	\$5,774		

PROGRAM DESCRIPTION

Department of Higher Education		HB Section(s): <u>3.080</u>								
Public Service Officer Survivor Grant Program										
Program is found in the following core budget(s): Public Service Officer Survivor Grant Program										
7c. Provide the number of clients/individuals served, if applicable. How many students are receiving grants under this program?										
	FY 2015		FY 2016		FY 2017		FY 2018	FY 2019	FY 2020	
	Projected	Actual	Projected	Actual	Projected	Actual	Projected	Projected	Projected	
Number of students accepting a grant	25	14	15	14	20	21	20	20	20	
7d. Provide a customer satisfaction measure, if available. N/A										

Department of Higher Education	Budget Unit	55682C
Division of Missouri Student Grants and Scholarships	HB Section	3.080
Core - Marguerite Ross Barnett Scholarship		

1. CORE FINANCIAL SUMMARY

	FY 2019 Budget Request						FY 2019 Governor's Recommendation				
	GR	Federal	Other	Total	E		GR	Federal	Other	Total	E
PS	0	0	0	0		PS	0	0	0	0	
EE	0	0	0	0		EE	0	0	0	0	
PSD	0	0	500,000	500,000		PSD	0	0	500,000	500,000	
TRF	0	0	0	0		TRF	0	0	0	0	
Total	0	0	500,000	500,000		Total	0	0	500,000	500,000	
FTE	0.00	0.00	0.00	0.00		FTE	0.00	0.00	0.00	0.00	

<i>Est. Fringe</i>	0	0	0	0
--------------------	---	---	---	---

Note: Fringes budgeted in House Bill 5 except for certain fringes budgeted directly to MoDOT, Highway Patrol, and Conservation.

<i>Est. Fringe</i>	0	0	0	0
--------------------	---	---	---	---

Note: Fringes budgeted in House Bill 5 except for certain fringes budgeted directly to MoDOT, Highway Patrol, and Conservation.

Other Funds: Marguerite Ross Barnett Scholarship Fund (0131)

Other Funds: Marguerite Ross Barnett Scholarship Fund (0131)

2. CORE DESCRIPTION

This program awards need-based scholarships to part-time undergraduate students who are employed and compensated for at least 20 hours per week. \$500,000 is being requested to continue scholarships to these students. The average award for this grant is approximately \$2,112.

Beginning in FY 2013, the Marguerite Ross Barnett Scholarship Program, the Advanced Placement Incentive Grant, the Public Service Officer Survivor Grant Program, the Wartime Veteran's Survivors Grant Program, the Minority Teaching Scholarship Program, and the Vietnam Veterans Survivors Grant Program were combined into a single line item appropriation. This allows any unexpended funds from these programs, after awards are made to all eligible applicants, to be used in the Marguerite Ross Barnett Scholarship Program and other programs in this group that may have more applicants than available funding. The Marguerite Ross Barnett Scholarship Program historically has had more applicants than available funding. Beginning in FY 2017 the Vietnam Veterans Survivors Grant was removed from this group of programs as it sunset December 31, 2015. Beginning in FY 2018, the Minority Teaching Scholarship Program will no longer be included in this group of programs since it was not funded.

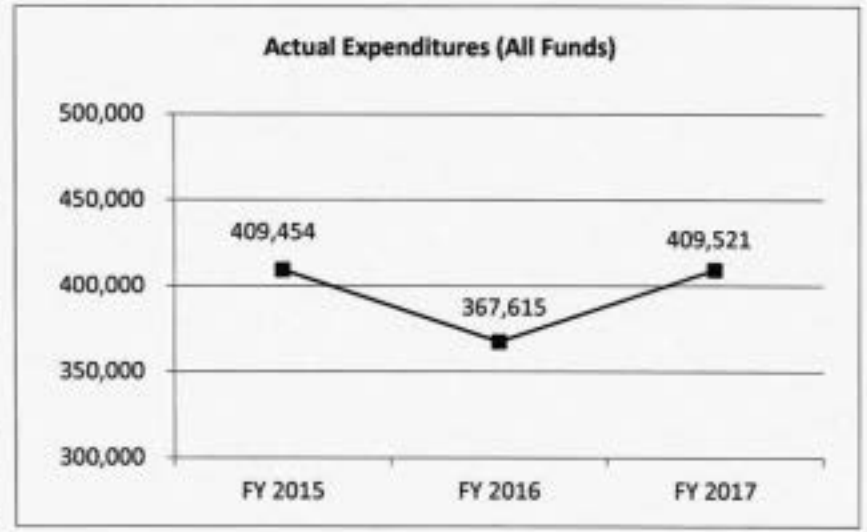
<u>Department of Higher Education</u>	<u>Budget Unit</u>	<u>55682C</u>
<u>Division of Missouri Student Grants and Scholarships</u>		
<u>Core - Marguerite Ross Barnett Scholarship</u>	<u>HB Section</u>	<u>3.080</u>

3. PROGRAM LISTING (list programs included in this core funding)

Marguerite Ross Barnett Scholarship Program

4. FINANCIAL HISTORY

	FY 2015 Actual	FY 2016 Actual	FY 2017 Actual	FY 2018 Current Yr.
Appropriation (All Funds)	500,000	500,000	500,000	500,000
Less Reverted (All Funds)	0	0	0	0
Less Restricted (All Funds)	0	0	0	0
Budget Authority (All Funds)	500,000	500,000	500,000	N/A
Actual Expenditures (All Funds)	409,454	367,615	409,521	N/A
Unexpended (All Funds)	90,546	132,385	90,479	N/A
Unexpended, by Fund:				
General Revenue	0	0	0	N/A
Federal	0	0	0	N/A
Other	90,546	132,385	90,479	N/A
	(1)	(2)	(3)	
Amount Available to Spend*	409,454	367,947	409,854	
Actual Expenditures	409,454	367,615	409,521	
Actual Unexpended	0	332	333	



*FY15, FY16 & FY 17 - Includes the transfer, returned funds that were available to be respent, and the amount of the beginning cash balance utilized, if applicable.

Reverted includes the statutory three-percent reserve amount (when applicable).

Restricted includes any Governor's Expenditure Restrictions which remained at the end of the fiscal year (when applicable).

<u>Department of Higher Education</u>	<u>Budget Unit</u>	<u>55682C</u>
<u>Division of Missouri Student Grants and Scholarships</u>		
<u>Core - Marguerite Ross Barnett Scholarship</u>	<u>HB Section</u>	<u>3.080</u>
NOTES:		
<p>(1) For FY 2015 a total of \$655,962 was disbursed to Marguerite Ross Barnett students, comprised of \$409,454 in designated Marguerite Ross Barnett funds, \$158,688 in designated Minority Teaching Scholarship funds, \$13,638 in designated Public Safety Officer Survivor Grant funds, \$20,443 in designated Vietnam Veterans Survivors Grant funds, and \$53,739 in designated Wartime Veteran's Survivors Grant funds.</p>		
<p>(2) For FY 2016, a total of \$622,003 was disbursed to Marguerite Ross Barnett students, comprised of \$367,615 in designated Marguerite Ross Barnett funds, \$153,136 in designated Minority Teaching Scholarship funds, \$6,755 in designated Public Safety Officer Survivor Grant funds, \$29,713 in designated Vietnam Veteran's Survivors Grant funds, and \$64,783 in designated Wartime Veteran's Survivors Grant funds.</p>		
<p>(3) For FY 2017, a total of \$520,881 was disbursed to Marguerite Ross Barnett students, comprised of \$409,521 in designated Marguerite Ross Barnett funds and \$111,360 in designated Minority Teaching Scholarship funds.</p>		

CORE RECONCILIATION DETAIL

STATE

MARGUERITE ROSS BARNETT SCHLS

5. CORE RECONCILIATION DETAIL

	Budget Class	FTE	GR	Federal	Other	Total	Explanation
TAFP AFTER VETOES							
	PD	0.00	0	0	500,000	500,000	
	Total	0.00	0	0	500,000	500,000	
DEPARTMENT CORE REQUEST							
	PD	0.00	0	0	500,000	500,000	
	Total	0.00	0	0	500,000	500,000	
GOVERNOR'S RECOMMENDED CORE							
	PD	0.00	0	0	500,000	500,000	
	Total	0.00	0	0	500,000	500,000	

DECISION ITEM SUMMARY

Budget Unit	FY 2017	FY 2017	FY 2018	FY 2018	FY 2019	FY 2019	FY 2019	FY 2019
Decision Item	ACTUAL	ACTUAL	BUDGET	BUDGET	DEPT REQ	DEPT REQ	GOV REC	GOV REC
Budget Object Summary	DOLLAR	FTE	DOLLAR	FTE	DOLLAR	FTE	DOLLAR	FTE
Fund								
MARGUERITE ROSS BARNETT SCHLS								
CORE								
PROGRAM-SPECIFIC								
MARGUERITE ROSS BARNETT SCHOLA	409,521	0.00	500,000	0.00	500,000	0.00	500,000	0.00
TOTAL - PD	409,521	0.00	500,000	0.00	500,000	0.00	500,000	0.00
TOTAL	409,521	0.00	500,000	0.00	500,000	0.00	500,000	0.00
GRAND TOTAL	\$409,521	0.00	\$500,000	0.00	\$500,000	0.00	\$500,000	0.00

DECISION ITEM DETAIL

Budget Unit	FY 2017	FY 2017	FY 2018	FY 2018	FY 2019	FY 2019	FY 2019	FY 2019
Decision Item	ACTUAL	ACTUAL	BUDGET	BUDGET	DEPT REQ	DEPT REQ	GOV REC	GOV REC
Budget Object Class	DOLLAR	FTE	DOLLAR	FTE	DOLLAR	FTE	DOLLAR	FTE
MARGUERITE ROSS BARNETT SCHLS								
CORE								
PROGRAM DISTRIBUTIONS	409,521	0.00	500,000	0.00	500,000	0.00	500,000	0.00
TOTAL - PD	409,521	0.00	500,000	0.00	500,000	0.00	500,000	0.00
GRAND TOTAL	\$409,521	0.00	\$500,000	0.00	\$500,000	0.00	\$500,000	0.00
GENERAL REVENUE	\$0	0.00	\$0	0.00	\$0	0.00	\$0	0.00
FEDERAL FUNDS	\$0	0.00	\$0	0.00	\$0	0.00	\$0	0.00
OTHER FUNDS	\$409,521	0.00	\$500,000	0.00	\$500,000	0.00	\$500,000	0.00

PROGRAM DESCRIPTION

Department of Higher Education

HB Section(s): 3.080

Marguerite Ross Barnett Scholarship

Program is found in the following core budget(s): Marguerite Ross Barnett Scholarship

1a. What strategic priority does this program address?

Postsecondary Education Attainment and Affordability

1b. What does this program do?

This program awards need-based scholarships to part-time undergraduate students who are employed and compensated for at least 20 or more hours per week. Providing this assistance to working students ensures they have adequate academic, career development, and support services to complete a college credential and can afford to do so.

2. What is the authorization for this program, i.e., federal or state statute, etc.? (Include the federal program number, if applicable.)

Section 173.262, RSMo

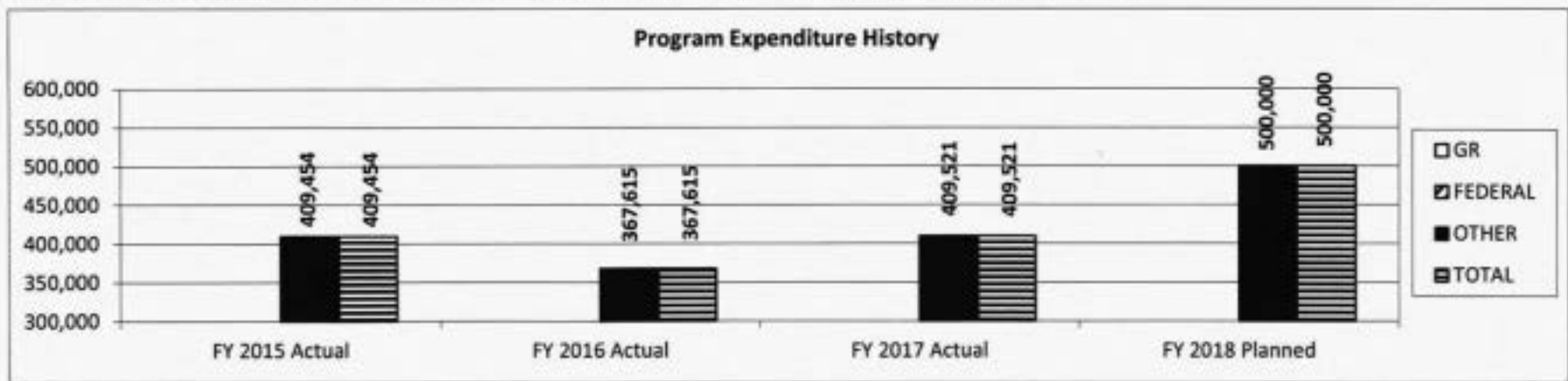
3. Are there federal matching requirements? If yes, please explain.

No

4. Is this a federally mandated program? If yes, please explain.

No

5. Provide actual expenditures for the prior three fiscal years and planned expenditures for the current fiscal year.



PROGRAM DESCRIPTION

Department of Higher Education

HB Section(s): 3.080

Marguerite Ross Barnett Scholarship

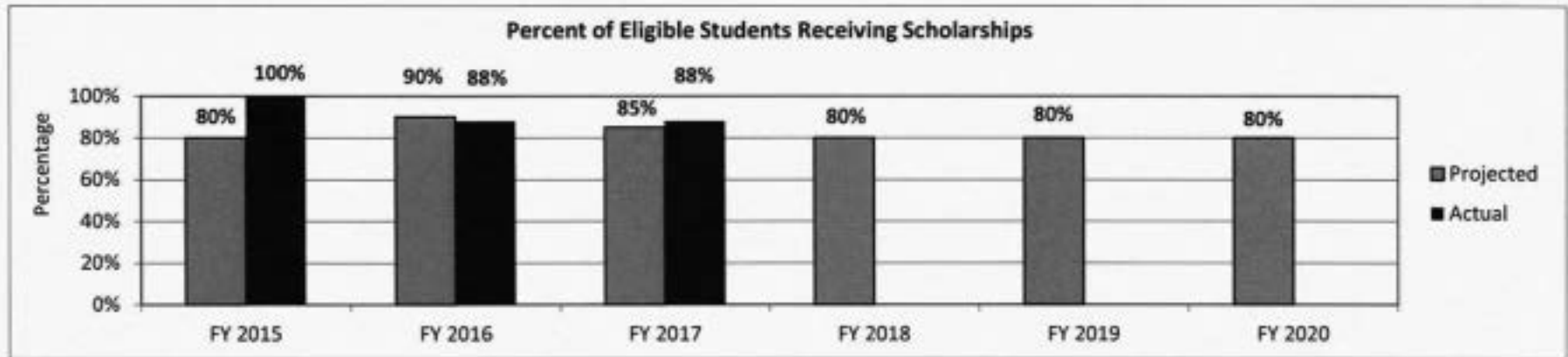
Program is found in the following core budget(s): Marguerite Ross Barnett Scholarship

6. What are the sources of the "Other " funds?

Marguerite Ross Barnett Scholarship Fund (0131)

Performance of the state student financial assistance programs is dependent upon individual student behavior, as well as the amount of funding appropriated by the General Assembly. As these factors, especially as they relate to student behavior, are beyond the Department of Higher Education's control, base and stretch performance targets do not apply.

7a. Provide an effectiveness measure.



7b. Provide an efficiency measure.

To be determined.

7c. Provide the number of clients/individuals served, if applicable.

How many students are receiving scholarships under this program?

Number of working, part-time students receiving scholarships	FY 2015		FY 2016		FY 2017		FY 2018	FY 2019	FY 2020
	Projected	Actual	Projected	Actual	Projected	Actual	Projected	Projected	Projected
	250	280	280	270	265	240	240	220	220

PROGRAM DESCRIPTION

Department of Higher Education

HB Section(s): 3.080

Marguerite Ross Barnett Scholarship

Program is found in the following core budget(s): Marguerite Ross Barnett Scholarship

7d. Provide a customer satisfaction measure, if available.

N/A

Department of Higher Education	Budget Unit <u>55687C</u>
Division of Missouri Student Grants and Scholarships	
Core - Wartime Veterans Survivor Grant Program	HB Section <u>3.080</u>

1. CORE FINANCIAL SUMMARY

	FY 2019 Budget Request						FY 2019 Governor's Recommendation				
	GR	Federal	Other	Total	E		GR	Federal	Other	Total	E
PS	0	0	0	0	0	PS	0	0	0	0	
EE	0	0	0	0	0	EE	0	0	0	0	
PSD	241,250	0	0	241,250		PSD	241,250	0	0	241,250	
TRF	0	0	0	0		TRF	0	0	0	0	
Total	241,250	0	0	241,250		Total	241,250	0	0	241,250	
FTE	0.00	0.00	0.00	0.00		FTE	0.00	0.00	0.00	0.00	

<i>Est. Fringe</i>	0	0	0	0
--------------------	---	---	---	---

Note: Fringes budgeted in House Bill 5 except for certain fringes budgeted directly to MoDOT, Highway Patrol, and Conservation.

<i>Est. Fringe</i>	0	0	0	0
--------------------	---	---	---	---

Note: Fringes budgeted in House Bill 5 except for certain fringes budgeted directly to MoDOT, Highway Patrol, and Conservation.

Other Funds:

Other Funds:

2. CORE DESCRIPTION

Section 173.234, RSMo, establishes the Wartime Veterans Survivor Grant Program to provide up to 25 grants annually to spouses or children of Missouri veterans who died or became disabled related to combat since 9/11/2001. Grants cover actual tuition (capped at the rate charged by the University of Missouri - Columbia), plus up to \$2,000 for room and board and \$500 for books per semester. Based on 12 semester credit hours of attendance, the maximum annual award would be \$11,768 per grant. Applicants are ranked first by renewal status and then by application received date. Renewal applicants have priority until May 1. Renewal applications received after May 1 are ranked by application received date with initial applicants. Once the 25 recipient maximum has been reached, applicants are placed on a waiting list. FY 2018 is the first year in which the waiting list has been utilized. If the waiting list exceeds 50 applicants, the department may petition the General Assembly to expand the quota. This item provides funding for 25 students with a reduced room and board allowance.

Department of Higher Education	Budget Unit	<u>55687C</u>
Division of Missouri Student Grants and Scholarships		
Core - Wartime Veterans Survivor Grant Program	HB Section	<u>3.080</u>

Beginning in FY 2013, the Marguerite Ross Barnett Scholarship Program, the Advanced Placement Incentive Grant, the Public Service Officer Survivor Grant Program, the Wartime Veteran's Survivors Grant Program, the Minority Teaching Scholarship Program, and the Vietnam Veterans Survivors Grant Program were combined into a single line item appropriation. This allows any unexpended funds from these programs, after awards are made to all eligible applicants, to be used in the Marguerite Ross Barnett Scholarship Program and other programs in this group that may have more applicants than available funding. The Marguerite Ross Barnett Scholarship Program historically has had more applicants than available funding. Beginning in FY 2017 the Vietnam Veteran's Survivors Grant was removed from this group of programs as it sunset December 31, 2015. Beginning in FY 2018, the Minority Teaching Scholarship will no longer be included in this group of programs since it was not funded.

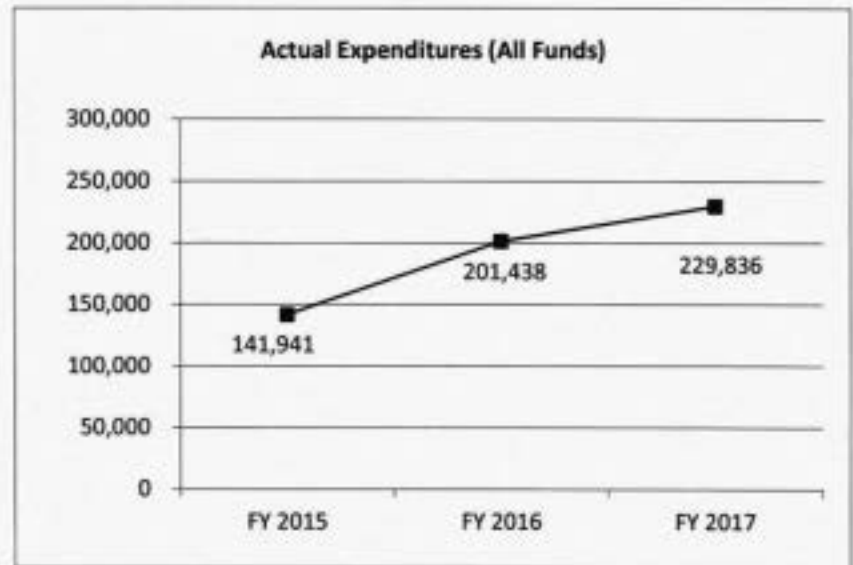
As outlined in the core reconciliation (#5), a new decision item is being requested for this program.

3. PROGRAM LISTING (list programs included in this core funding)

Wartime Veterans Survivor Grant Program

4. FINANCIAL HISTORY

	FY 2015 Actual	FY 2016 Actual	FY 2017 Actual	FY 2018 Current Yr.
Appropriation (All Funds)	241,250	241,250	241,250	241,250
Less Reverted (All Funds)	(7,238)	(7,238)	(7,238)	(7,238)
Less Restricted (All Funds)	0	0	0	0
Budget Authority (All Funds)	234,012	234,012	234,012	N/A
Actual Expenditures (All Funds)	141,941	201,438	229,836	N/A
Unexpended (All Funds)	92,071	32,574	4,176	N/A
Unexpended, by Fund:				
General Revenue	92,071	32,574	4,176	N/A
Federal	0	0	0	N/A
Other	0	0	0	N/A
	(1)	(2)	(3)	



Reverted includes the statutory three-percent reserve amount (when applicable).

Restricted includes any Governor's Expenditure Restrictions which remained at the end of the fiscal year (when applicable).

CORE DECISION ITEM

Department of Higher Education	Budget Unit	<u>55687C</u>
Division of Missouri Student Grants and Scholarships		
Core - Wartime Veterans Survivor Grant Program	HB Section	<u>3.080</u>
NOTES:		
(1) For FY 2015 a total of \$141,941 in Wartime Veteran's Survivors Grant funds was expended, comprised of \$83,202 disbursed to Wartime Veteran's Survivors Grant students, \$53,739 disbursed to Marguerite Ross Barnett students, and \$5,000 disbursed to Minority Teaching Scholarship students.		
(2) For FY 2016 a total of \$201,438 in Wartime Veteran's Survivors Grant funds was expended, comprised of \$136,655 disbursed to Wartime Veteran's Survivors Grant students and \$64,783 disbursed to Marguerite Ross Barnett students.		
(3) For FY 2017, the full \$229,836 was disbursed to Wartime Veteran's Survivors Grant students.		

 CORE RECONCILIATION DETAIL

 STATE
 VETERANS SURVIVOR GRANT

 5. CORE RECONCILIATION DETAIL

	Budget Class	FTE	GR	Federal	Other	Total	Explanation
TAFP AFTER VETOES							
	PD	0.00	241,250	0	0	241,250	
	Total	0.00	241,250	0	0	241,250	
DEPARTMENT CORE REQUEST							
	PD	0.00	241,250	0	0	241,250	
	Total	0.00	241,250	0	0	241,250	
GOVERNOR'S RECOMMENDED CORE							
	PD	0.00	241,250	0	0	241,250	
	Total	0.00	241,250	0	0	241,250	

DECISION ITEM SUMMARY

Budget Unit	FY 2017	FY 2017	FY 2018	FY 2018	FY 2019	FY 2019	FY 2019	FY 2019
Decision Item	ACTUAL	ACTUAL	BUDGET	BUDGET	DEPT REQ	DEPT REQ	GOV REC	GOV REC
Budget Object Summary	DOLLAR	FTE	DOLLAR	FTE	DOLLAR	FTE	DOLLAR	FTE
Fund								
VETERANS SURVIVOR GRANT								
CORE								
PROGRAM-SPECIFIC								
GENERAL REVENUE	229,836	0.00	241,250	0.00	241,250	0.00	241,250	0.00
TOTAL - PD	229,836	0.00	241,250	0.00	241,250	0.00	241,250	0.00
TOTAL	229,836	0.00	241,250	0.00	241,250	0.00	241,250	0.00
VETERANS SURVIVOR GRT INCREASE - 1555007								
PROGRAM-SPECIFIC								
GENERAL REVENUE	0	0.00	0	0.00	60,000	0.00	60,000	0.00
TOTAL - PD	0	0.00	0	0.00	60,000	0.00	60,000	0.00
TOTAL	0	0.00	0	0.00	60,000	0.00	60,000	0.00
GRAND TOTAL	\$229,836	0.00	\$241,250	0.00	\$301,250	0.00	\$301,250	0.00

DECISION ITEM DETAIL

Budget Unit	FY 2017	FY 2017	FY 2018	FY 2018	FY 2019	FY 2019	FY 2019	FY 2019
Decision Item	ACTUAL	ACTUAL	BUDGET	BUDGET	DEPT REQ	DEPT REQ	GOV REC	GOV REC
Budget Object Class	DOLLAR	FTE	DOLLAR	FTE	DOLLAR	FTE	DOLLAR	FTE
VETERANS SURVIVOR GRANT								
CORE								
PROGRAM DISTRIBUTIONS	229,836	0.00	241,250	0.00	241,250	0.00	241,250	0.00
TOTAL - PD	229,836	0.00	241,250	0.00	241,250	0.00	241,250	0.00
GRAND TOTAL	\$229,836	0.00	\$241,250	0.00	\$241,250	0.00	\$241,250	0.00
GENERAL REVENUE	\$229,836	0.00	\$241,250	0.00	\$241,250	0.00	\$241,250	0.00
FEDERAL FUNDS	\$0	0.00	\$0	0.00	\$0	0.00	\$0	0.00
OTHER FUNDS	\$0	0.00	\$0	0.00	\$0	0.00	\$0	0.00

PROGRAM DESCRIPTION

Department of Higher Education

HB Section(s): 3.080

Wartime Veterans Survivor Grant Program

Program is found in the following core budget(s): **Wartime Veterans Survivor Grant Program**

1a. What strategic priority does this program address?

Postsecondary Education Attainment and Affordability

1b. What does this program do?

HB 1678 (2008) established the Wartime Veterans Survivor Grant Program to provide up to 25 scholarships annually to spouses or children of Missouri veterans who died or became disabled from combat after 9/11/2001. Grants include tuition (capped at the rate charged by the University of Missouri - Columbia), plus up to \$2,000 for room and board and \$500 for books per semester. Based on 12 semester credit hours of attendance, the maximum annual award would be \$11,768 per grant. The grant encourages persistence and completion by reducing the cost of education for as many eligible students as possible whose families have suffered significant personal and financial loss.

2. What is the authorization for this program, i.e., federal or state statute, etc.? (Include the federal program number, if applicable.)

173.234, RSMo


3. Are there federal matching requirements? If yes, please explain.

No

4. Is this a federally mandated program? If yes, please explain.

No

5. Provide actual expenditures for the prior three fiscal years and planned expenditures for the current fiscal year.



PROGRAM DESCRIPTION

Department of Higher Education

HB Section(s): 3.080

Wartime Veterans Survivor Grant Program

Program is found in the following core budget(s): Wartime Veterans Survivor Grant Program

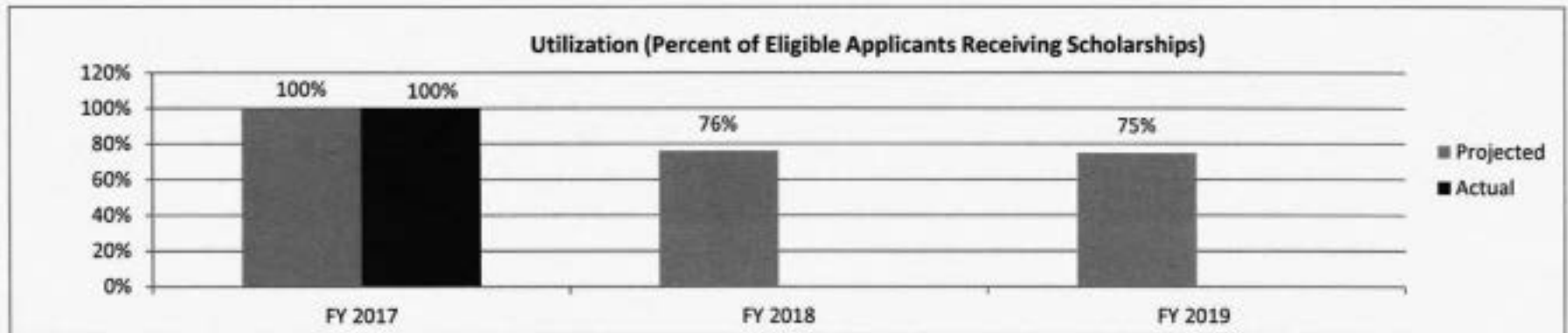
6. What are the sources of the "Other " funds?

N/A

Performance of the state student financial assistance programs is dependent upon individual student behavior, as well as the amount of funding appropriated by the General Assembly. As these factors, especially as they relate to student behavior, are beyond the Department of Higher Education's control, base and stretch performance targets do not apply.

7a. Provide an effectiveness measure.

To demonstrate the program's efficacy, the number of students paid will be compared to the number of applicants to determine the number of eligible students receiving the grant.



Note: Beginning with FY 2018, utilization is expected to decline as the number of eligible applicants exceeds the 25 recipient limit. Although there is a priority deadline for renewal students, applications can be filed year round, making projections difficult.

PROGRAM DESCRIPTION


Department of Higher Education

HB Section(s): 3.080

Wartime Veterans Survivor Grant Program

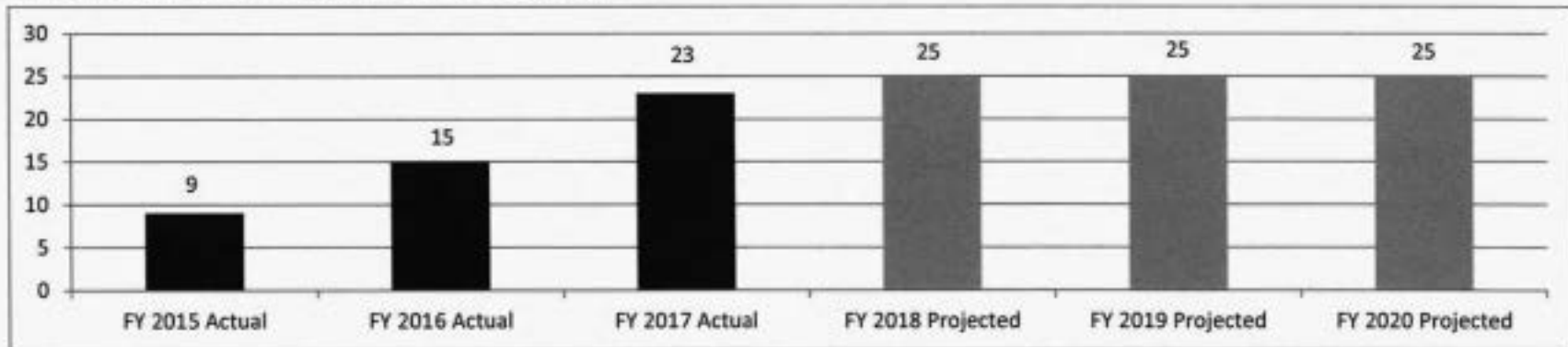
Program is found in the following core budget(s): Wartime Veterans Survivor Grant Program

7b. Provide an efficiency measure.



Note: Compares total recipients who graduated in each fiscal year to total awards in that year. This measure is based on the program's purpose of encouraging student persistence and completion.

7c. Provide the number of clients/individuals served, if applicable.



7d. Provide a customer satisfaction measure, if available.

N/A

NEW DECISION ITEM

RANK: 6 OF 8

Department of Higher Education	Budget Unit	55687C
Division of Missouri Student Grants and Scholarships		
Core - Wartime Veterans Survivor Grant Program DI# 1555007	HB Section	3.080

1. AMOUNT OF REQUEST

FY 2019 Budget Request					FY 2019 Governor's Recommendation						
	GR	Federal	Other	Total	E		GR	Federal	Other	Total	E
PS	0	0	0	0		PS	0	0	0	0	
EE	0	0	0	0		EE	0	0	0	0	
PSD	60,000	0	0	60,000		PSD	60,000	0	0	60,000	
TRF	0	0	0	0		TRF	0	0	0	0	
Total	60,000	0	0	60,000		Total	60,000	0	0	60,000	
FTE	0.00	0.00	0.00	0.00		FTE	0.00	0.00	0.00	0.00	

<i>Est. Fringe</i>	0	0	0	0
--------------------	---	---	---	---

Note: Fringes budgeted in House Bill 5 except for certain fringes budgeted directly to MoDOT, Highway Patrol, and Conservation.

<i>Est. Fringe</i>	0	0	0	0
--------------------	---	---	---	---

Note: Fringes budgeted in House Bill 5 except for certain fringes budgeted directly to MoDOT, Highway Patrol, and Conservation.

Other Funds:

Other Funds:

2. THIS REQUEST CAN BE CATEGORIZED AS:

<input type="checkbox"/> New Legislation	<input type="checkbox"/> New Program	<input type="checkbox"/> Fund Switch
<input type="checkbox"/> Federal Mandate	<input type="checkbox"/> Program Expansion	<input checked="" type="checkbox"/> Cost to Continue
<input type="checkbox"/> GR Pick-Up	<input type="checkbox"/> Space Request	<input type="checkbox"/> Equipment Replacement
<input type="checkbox"/> Pay Plan	<input type="checkbox"/> Other: _____	

NEW DECISION ITEM

RANK: 6 OF 8

Department of Higher Education	Budget Unit	<u>55687C</u>
Division of Missouri Student Grants and Scholarships		
Core - Wartime Veterans Survivor Grant Program DI# 1555007	HB Section	<u>3.080</u>

3. WHY IS THIS FUNDING NEEDED? PROVIDE AN EXPLANATION FOR ITEMS CHECKED IN #2. INCLUDE THE FEDERAL OR STATE STATUTORY OR CONSTITUTIONAL AUTHORIZATION FOR THIS PROGRAM.

The Wartime Veteran's Survivors Grant, authorized by Section 173.234, RSMo, provides up to 25 grants annually to spouses or children of Missouri veterans who died or became disabled from combat after 9/11/2001. Grants include tuition (capped at the rate charged by the University of Missouri - Columbia), plus up to \$2,000 for room and board and \$500 for books per semester. Program growth has resulted in the program reaching the statutory 25 recipient maximum in FY 2018. The core was originally sufficient to cover 25 students, but was reduced to provide more funding for the growing Public Safety Officer Survivor Grant program. Because of this situation, awards for FY 2018 were reduced in order to ensure expenditures remain within the appropriated funds.

This request restores the program to full funding, allowing award amounts to return to the full statutory maximum.

4. DESCRIBE THE DETAILED ASSUMPTIONS USED TO DERIVE THE SPECIFIC REQUESTED AMOUNT. (How did you determine that the requested number of FTE were appropriate? From what source or standard did you derive the requested levels of funding? Were alternatives such as outsourcing or automation considered? If based on new legislation, does request tie to TAFP fiscal note? If not, explain why. Detail which portions of the request are one-times and how those amounts were calculated.)

For FY 2018, this program is funding the statutory maximum number of students (25) and it is anticipated the program will continue to have sufficient applicants to require continuing to fund that number of students. Given the projected FY 2018 maximum award (\$11,768), payments to 25 students would result in a total expenditure of \$294,200. With a core appropriation, after the statutory reserve is removed, of \$234,013, an increase of \$60,000 is required to return the program to full funding.

NEW DECISION ITEM

RANK: 6 OF 8

Department of Higher Education	Budget Unit	55687C
Division of Missouri Student Grants and Scholarships		
Core - Wartime Veterans Survivor Grant Program DI# 1555007	HB Section	3.080

5. BREAK DOWN THE REQUEST BY BUDGET OBJECT CLASS, JOB CLASS, AND FUND SOURCE. IDENTIFY ONE-TIME COSTS.

Budget Object Class/Job Class	Dept Req		Dept Req		Dept Req		Dept Req		Dept Req	Dept Req	Dept Req	E
	GR	Dept Req	FED	Dept Req	OTHER	Dept Req	TOTAL	TOTAL	One-Time			
	DOLLARS	GR	FTE	DOLLARS	FED	FTE	DOLLARS	OTHER	FTE	DOLLARS	FTE	DOLLARS
										0		
										0	0.0	
Total PS	<u>0</u>		<u>0.0</u>	<u>0</u>		<u>0.0</u>	<u>0</u>		<u>0.0</u>	<u>0</u>	<u>0.0</u>	<u>0</u>
										0		
										0		
Total EE	<u>0</u>			<u>0</u>			<u>0</u>			<u>0</u>		<u>0</u>
Program Distributions	<u>60,000</u>									<u>60,000</u>		
Total PSD	<u>60,000</u>			<u>0</u>			<u>0</u>			<u>60,000</u>		<u>0</u>
Transfers												
Total TRF	<u>0</u>			<u>0</u>			<u>0</u>			<u>0</u>		<u>0</u>
Grand Total	<u>60,000</u>		<u>0.0</u>	<u>0</u>		<u>0.0</u>	<u>0</u>		<u>0.0</u>	<u>60,000</u>	<u>0.0</u>	<u>0</u>

NEW DECISION ITEM

RANK: 6 OF 8

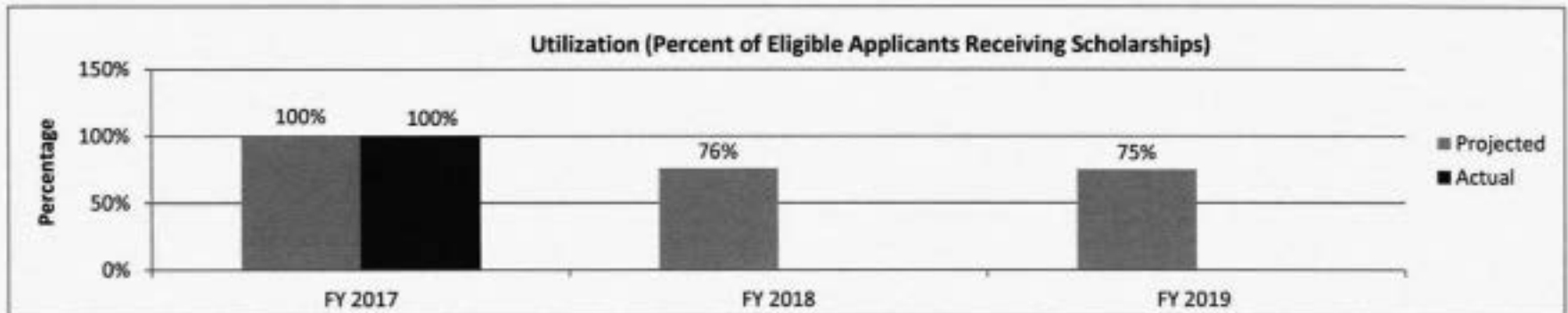
Department of Higher Education	Budget Unit	<u>55687C</u>
Division of Missouri Student Grants and Scholarships		
Core - Wartime Veterans Survivor Grant Program DI# 1555007	HB Section	<u>3.080</u>

6. PERFORMANCE MEASURES (If new decision item has an associated core, separately identify projected performance with & without additional funding.)

Performance of the state student financial assistance programs is dependent upon individual student behavior, as well as the amount of funding appropriated by the General Assembly. As these factors, especially as they relate to student behavior, are beyond the Department of Higher Education’s control, base and stretch performance targets do not apply.

6a. Provide an effectiveness measure.

To demonstrate the program’s efficacy, the number of students paid will be compared to the number of applicants to determine the number of eligible students receiving the grant.




Note: Beginning with FY 2018, utilization is expected to decline as the number of eligible applicants exceeds the 25 recipient limit. Although there is a priority deadline for renewal students, applications can be filed year round, making projections difficult.

NEW DECISION ITEM

RANK: 6 OF 8

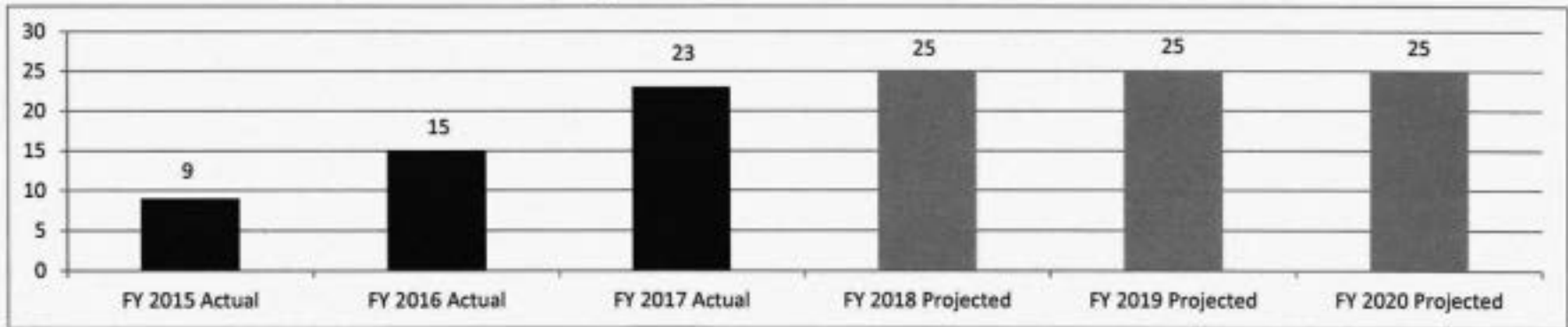
Department of Higher Education	Budget Unit	<u>55687C</u>
Division of Missouri Student Grants and Scholarships	HB Section	<u>3.080</u>
Core - Wartime Veterans Survivor Grant Program DI# 1555007		

6b. Provide an efficiency measure.



Note: Compares total recipients who graduated in each fiscal year to total awards in that year. This measure is based on the program's purpose of encouraging student persistence and completion.

6c. Provide the number of clients/individuals served, if applicable.



6d. Provide a customer satisfaction measure, if available.

N/A

NEW DECISION ITEM

RANK: 6 OF 8

Department of Higher Education	Budget Unit	<u>55687C</u>
Division of Missouri Student Grants and Scholarships		
Core - Wartime Veterans Survivor Grant Program DI# 1555007	HB Section	<u>3.080</u>

7. STRATEGIES TO ACHIEVE THE PERFORMANCE MEASUREMENT TARGETS:

Because the MDHE has very limited ability to impact these measures, they are identified as projections rather than targets. However, in order to be effective, student financial assistance programs must provide consistent and reliable financial help to students. For this program, that means it is critical to maintain the statutory maximum award for individuals that met the eligibility requirement. This request is required to maintain that award level and, as such, should encourage students to do the work necessary to maintain scholarship eligibility.

Department of Higher Education	Budget Unit	55685C
Division of Missouri Student Grants and Scholarships		
Core - Kids' Chance Scholarship Program	HB Section	3.085

1. CORE FINANCIAL SUMMARY

	FY 2019 Budget Request						FY 2019 Governor's Recommendation				
	GR	Federal	Other	Total	E		GR	Federal	Other	Total	E
PS	0	0	0	0		PS	0	0	0	0	
EE	0	0	0	0		EE	0	0	0	0	
PSD	0	0	15,000	15,000		PSD	0	0	15,000	15,000	
TRF	0	0	0	0		TRF	0	0	0	0	
Total	0	0	15,000	15,000		Total	0	0	15,000	15,000	
FTE	0.00	0.00	0.00	0.00		FTE	0.00	0.00	0.00	0.00	

<i>Est. Fringe</i>	0	0	0	0
--------------------	---	---	---	---

Note: Fringes budgeted in House Bill 5 except for certain fringes budgeted directly to MoDOT, Highway Patrol, and Conservation.

<i>Est. Fringe</i>	0	0	0	0
--------------------	---	---	---	---

Note: Fringes budgeted in House Bill 5 except for certain fringes budgeted directly to MoDOT, Highway Patrol, and Conservation.

Other Funds: Kids' Chance Scholarship Fund (0878)

Other Funds: Kids' Chance Scholarship Fund (0878)

2. CORE DESCRIPTION

The Kid's Chance Scholarship Program, established in 1998 in section 173.254, RSMo, authorizes the Coordinating Board for Higher Education to provide scholarships for the children of workers who were seriously injured or died in a work related accident or an occupational disease covered by workers' compensation and compensable pursuant to Chapter 287, RSMo. Eligible students can attend a Missouri college, university, or accredited vocational institution of their choice. The statute provides that the director of the division of workers' compensation deposits \$50,000 each year, beginning in 1999 and ending in 2018, into the Kids' Chance Scholarship Fund. Awards can only be made using the interest earnings in the fund. This request allows the department to issue approximately 2 scholarships for the 2018-2019 school year.

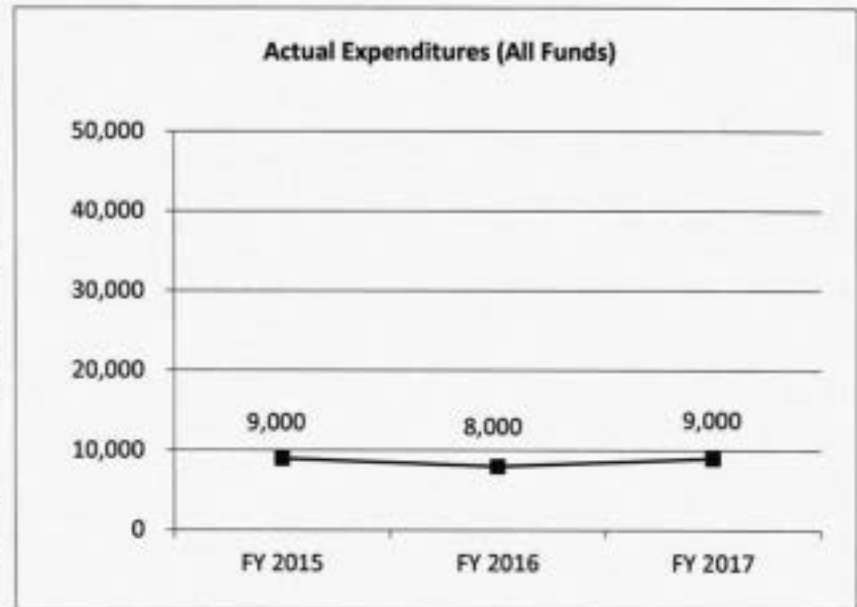
Department of Higher Education	Budget Unit	55685C
Division of Missouri Student Grants and Scholarships		
Core - Kids' Chance Scholarship Program	HB Section	3.085

3. PROGRAM LISTING (list programs included in this core funding)

Kid's Chance Scholarship

4. FINANCIAL HISTORY

	FY 2015 Actual	FY 2016 Actual	FY 2017 Actual	FY 2018 Current Yr.
Appropriation (All Funds)	15,000	15,000	15,000	15,000
Less Reverted (All Funds)	0	0	0	0
Less Restricted (All Funds)	0	0	0	0
Budget Authority (All Funds)	15,000	15,000	15,000	N/A
Actual Expenditures (All Funds)	9,000	8,000	9,000	N/A
Unexpended (All Funds)	6,000	7,000	6,000	N/A
Unexpended, by Fund:				
General Revenue	0	0	0	N/A
Federal	0	0	0	N/A
Other	6,000	7,000	6,000	N/A



Reverted includes the statutory three-percent reserve amount (when applicable).

Restricted includes any Governor's Expenditure Restrictions which remained at the end of the fiscal year (when applicable).

NOTES:

CORE RECONCILIATION DETAIL

STATE
 KIDS CHANCE SCHOLARSHIPS

5. CORE RECONCILIATION DETAIL

	Budget Class	FTE	GR	Federal	Other	Total	Explanation
TAFP AFTER VETOES							
	PD	0.00	0	0	15,000	15,000	
	Total	0.00	0	0	15,000	15,000	
DEPARTMENT CORE REQUEST							
	PD	0.00	0	0	15,000	15,000	
	Total	0.00	0	0	15,000	15,000	
GOVERNOR'S RECOMMENDED CORE							
	PD	0.00	0	0	15,000	15,000	
	Total	0.00	0	0	15,000	15,000	

DECISION ITEM SUMMARY

Budget Unit	FY 2017	FY 2017	FY 2018	FY 2018	FY 2019	FY 2019	FY 2019	FY 2019
Decision Item	ACTUAL	ACTUAL	BUDGET	BUDGET	DEPT REQ	DEPT REQ	GOV REC	GOV REC
Budget Object Summary	DOLLAR	FTE	DOLLAR	FTE	DOLLAR	FTE	DOLLAR	FTE
Fund								
KIDS CHANCE SCHOLARSHIPS								
CORE								
PROGRAM-SPECIFIC								
KIDS' CHANCE SCHOLARSHIP	9,000	0.00	15,000	0.00	15,000	0.00	15,000	0.00
TOTAL - PD	9,000	0.00	15,000	0.00	15,000	0.00	15,000	0.00
TOTAL	9,000	0.00	15,000	0.00	15,000	0.00	15,000	0.00
GRAND TOTAL	\$9,000	0.00	\$15,000	0.00	\$15,000	0.00	\$15,000	0.00

DECISION ITEM DETAIL

Budget Unit	FY 2017	FY 2017	FY 2018	FY 2018	FY 2019	FY 2019	FY 2019	FY 2019
Decision Item	ACTUAL	ACTUAL	BUDGET	BUDGET	DEPT REQ	DEPT REQ	GOV REC	GOV REC
Budget Object Class	DOLLAR	FTE	DOLLAR	FTE	DOLLAR	FTE	DOLLAR	FTE
KIDS CHANCE SCHOLARSHIPS								
CORE								
PROGRAM DISTRIBUTIONS	9,000	0.00	15,000	0.00	15,000	0.00	15,000	0.00
TOTAL - PD	9,000	0.00	15,000	0.00	15,000	0.00	15,000	0.00
GRAND TOTAL	\$9,000	0.00	\$15,000	0.00	\$15,000	0.00	\$15,000	0.00
GENERAL REVENUE	\$0	0.00	\$0	0.00	\$0	0.00	\$0	0.00
FEDERAL FUNDS	\$0	0.00	\$0	0.00	\$0	0.00	\$0	0.00
OTHER FUNDS	\$9,000	0.00	\$15,000	0.00	\$15,000	0.00	\$15,000	0.00

PROGRAM DESCRIPTION

Department of Higher Education _____

HB Section(s): 3.085

Kids' Chance Scholarship Program _____

Program is found in the following core budget(s): Kids' Chance Scholarship Program

1a. What strategic priority does this program address?

Partnerships

1b. What does this program do?

The Kid's Chance Scholarship Program, established in 1998, authorizes the Coordinating Board for Higher Education to partner with Kids' Chance Inc. of Missouri to provide scholarships for the children of workers who were seriously injured or died in a work related accident or occupational disease covered by workers' compensation and compensable pursuant to Chapter 287, RSMo. The partnership allows more students to be served at higher amounts than either organization could serve alone.

2. What is the authorization for this program, i.e., federal or state statute, etc.? (Include the federal program number, if applicable.)

Section 173.254, RSMo.


3. Are there federal matching requirements? If yes, please explain.

No

4. Is this a federally mandated program? If yes, please explain.

No

5. Provide actual expenditures for the prior three fiscal years and planned expenditures for the current fiscal year.



PROGRAM DESCRIPTION

Department of Higher Education _____

HB Section(s): 3.085

Kids' Chance Scholarship Program _____

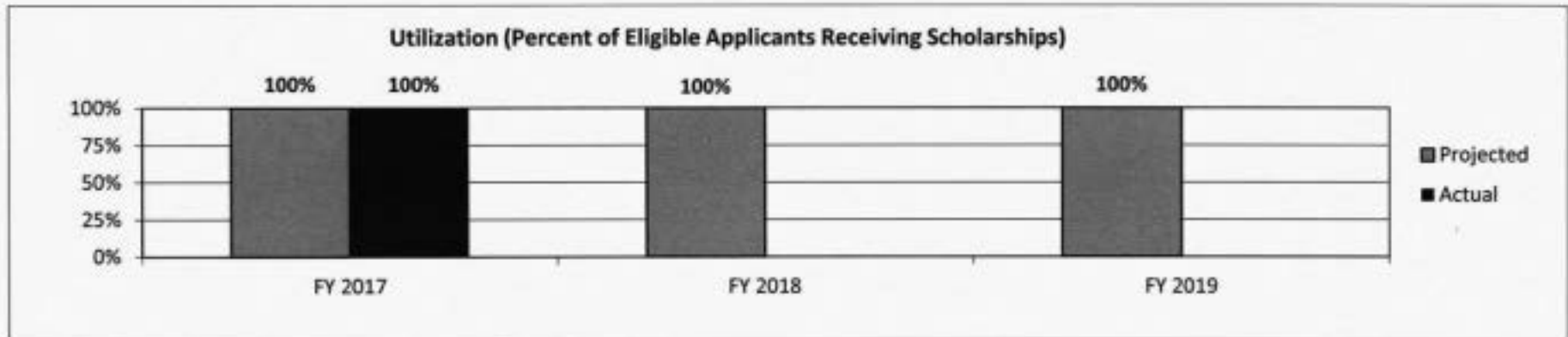
Program is found in the following core budget(s): Kids' Chance Scholarship Program

6. What are the sources of the "Other " funds?

Kids' Chance Scholarship Fund (0878)

Performance of the state student financial assistance programs is dependent upon individual student behavior, as well as the amount of funding appropriated by the General Assembly. As these factors, especially as they relate to student behavior, are beyond the Department of Higher Education's control, base and stretch performance targets do not apply.

7a. Provide an effectiveness measure.



PROGRAM DESCRIPTION

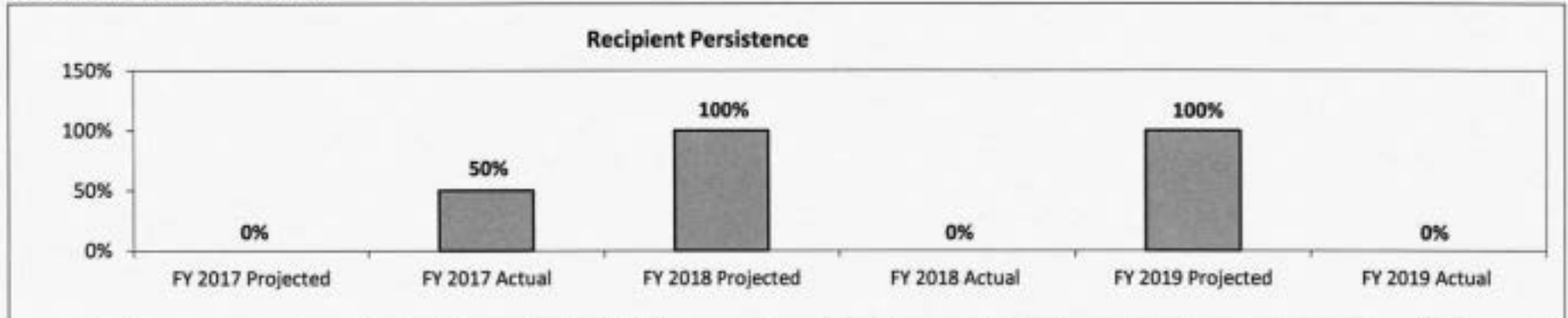
Department of Higher Education _____

HB Section(s): 3.085

Kids' Chance Scholarship Program _____

Program is found in the following core budget(s): Kids' Chance Scholarship Program

7b. Provide an efficiency measure.



Note: Persistence represents recipients who received a Kids' Chance or other state aid award in the prior academic year and current academic year. This measure compares the recipients who persisted to the total recipients for each year. It does not account for students who may have graduated.

7c. Provide the number of clients/individuals served, if applicable.

How many students are receiving scholarships under this program?

	FY 2015		FY 2016		FY 2017		FY 2018	FY 2019	FY 2020
	Projected	Actual	Projected	Actual	Projected	Actual	Projected	Projected	Projected
Number of students	3	3	2	2	2	2	2	2	1

7d. Provide a customer satisfaction measure, if available.

N/A

Department of Higher Education	Budget Unit <u>55696C</u>
Division of Missouri Student Grants and Scholarships	
Core - Minority & Underrepresented Environmental Literacy Program	HB Section <u>3.090</u>

1. CORE FINANCIAL SUMMARY

	FY 2019 Budget Request						FY 2019 Governor's Recommendation				
	GR	Federal	Other	Total	E		GR	Federal	Other	Total	E
PS	0	0	0	0		PS	0	0	0	0	
EE	0	0	0	0		EE	0	0	0	0	
PSD	32,964	0	0	32,964		PSD	32,964	0	0	32,964	
TRF	0	0	0	0		TRF	0	0	0	0	
Total	32,964	0	0	32,964		Total	32,964	0	0	32,964	
FTE	0.00	0.00	0.00	0.00		FTE	0.00	0.00	0.00	0.00	

<i>Est. Fringe</i>	0	0	0	0
--------------------	---	---	---	---

Note: Fringes budgeted in House Bill 5 except for certain fringes budgeted directly to MoDOT, Highway Patrol, and Conservation.

<i>Est. Fringe</i>	0	0	0	0
--------------------	---	---	---	---

Note: Fringes budgeted in House Bill 5 except for certain fringes budgeted directly to MoDOT, Highway Patrol, and Conservation.

Other Funds:

Other Funds:

2. CORE DESCRIPTION

The Minority and Underrepresented Environmental Literacy Program provides scholarships to full-time students who are members of an identified minority and underrepresented population who pursue a bachelor's or master's degree in an environmental-related field of study at a Missouri college or university and who meet specified academic standards. The core request for \$32,964 will allow the MDHE to offer scholarships to approximately 12 students in FY 2019. The Minority Environmental Literacy Advisory Committee selects recipients and therefore determines the number of students served each year. The appropriation is divided among the selected recipients, with some recipients receiving a full award and some receiving one half of the full award, as determined by the committee. For FY 2018 the full award is \$3,761.75 and the half award is \$1,880.75.

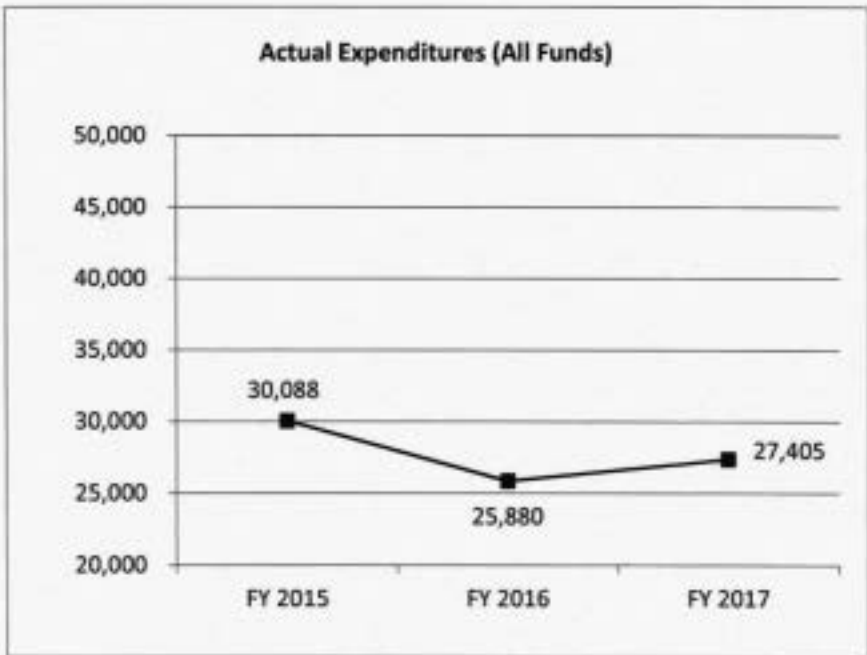
Department of Higher Education	Budget Unit	55696C
Division of Missouri Student Grants and Scholarships		
Core - Minority & Underrepresented Environmental Literacy Program	HB Section	3.090

3. PROGRAM LISTING (list programs included in this core funding)

Minority and Underrepresented Environmental Literacy Program

4. FINANCIAL HISTORY

	FY 2015 Actual	FY 2016 Actual	FY 2017 Actual	FY 2018 Current Yr.
Appropriation (All Funds)	32,964	32,964	32,964	32,964
Less Reverted (All Funds)	(989)	(989)	(989)	(989)
Less Restricted (All Funds)	0	0	0	0
Budget Authority (All Funds)	31,975	31,975	31,975	N/A
Actual Expenditures (All Funds)	30,088	25,880	27,405	N/A
Unexpended (All Funds)	1,887	6,095	4,570	N/A
Unexpended, by Fund:				
General Revenue	1,887	6,095	4,570	N/A
Federal	0	0	0	N/A
Other	0	0	0	N/A



Reverted includes the statutory three-percent reserve amount (when applicable).
 Restricted includes any Governor's Expenditure Restrictions which remained at the end of the fiscal year (when applicable).

NOTES: Actual expenditures for all fiscal years are as of June 30 and do not include lapse period activities.

 CORE RECONCILIATION DETAIL

 STATE
 MINORITY ENVIRM LITERACY PRG

 5. CORE RECONCILIATION DETAIL

	Budget Class	FTE	GR	Federal	Other	Total	Explanation
TAFP AFTER VETOES							
	PD	0.00	32,964	0	0	32,964	
	Total	0.00	32,964	0	0	32,964	
DEPARTMENT CORE REQUEST							
	PD	0.00	32,964	0	0	32,964	
	Total	0.00	32,964	0	0	32,964	
GOVERNOR'S RECOMMENDED CORE							
	PD	0.00	32,964	0	0	32,964	
	Total	0.00	32,964	0	0	32,964	

DECISION ITEM SUMMARY

Budget Unit	FY 2017	FY 2017	FY 2018	FY 2018	FY 2019	FY 2019	FY 2019	FY 2019
Decision Item	ACTUAL	ACTUAL	BUDGET	BUDGET	DEPT REQ	DEPT REQ	GOV REC	GOV REC
Budget Object Summary	DOLLAR	FTE	DOLLAR	FTE	DOLLAR	FTE	DOLLAR	FTE
Fund	DOLLAR	FTE	DOLLAR	FTE	DOLLAR	FTE	DOLLAR	FTE
MINORITY ENIVRM LITERACY PRG								
CORE								
PROGRAM-SPECIFIC								
GENERAL REVENUE	27,405	0.00	32,964	0.00	32,964	0.00	32,964	0.00
TOTAL - PD	27,405	0.00	32,964	0.00	32,964	0.00	32,964	0.00
TOTAL	27,405	0.00	32,964	0.00	32,964	0.00	32,964	0.00
GRAND TOTAL	\$27,405	0.00	\$32,964	0.00	\$32,964	0.00	\$32,964	0.00

DECISION ITEM DETAIL

Budget Unit	FY 2017	FY 2017	FY 2018	FY 2018	FY 2019	FY 2019	FY 2019	FY 2019
Decision Item	ACTUAL	ACTUAL	BUDGET	BUDGET	DEPT REQ	DEPT REQ	GOV REC	GOV REC
Budget Object Class	DOLLAR	FTE	DOLLAR	FTE	DOLLAR	FTE	DOLLAR	FTE
MINORITY ENIVRM LITERACY PRG								
CORE								
PROGRAM DISTRIBUTIONS	27,405	0.00	32,964	0.00	32,964	0.00	32,964	0.00
TOTAL - PD	27,405	0.00	32,964	0.00	32,964	0.00	32,964	0.00
GRAND TOTAL	\$27,405	0.00	\$32,964	0.00	\$32,964	0.00	\$32,964	0.00
GENERAL REVENUE	\$27,405	0.00	\$32,964	0.00	\$32,964	0.00	\$32,964	0.00
FEDERAL FUNDS	\$0	0.00	\$0	0.00	\$0	0.00	\$0	0.00
OTHER FUNDS	\$0	0.00	\$0	0.00	\$0	0.00	\$0	0.00

PROGRAM DESCRIPTION

Department of Higher Education

HB Section(s): 3.090

Minority & Underrepresented Environmental Literacy Program

Program is found in the following core budget(s): Minority & Underrepresented Environmental Literacy Program

1a. What strategic priority does this program address?

Postsecondary Education Attainment and Affordability

1b. What does this program do?

The Minority and Underrepresented Environmental Literacy Program was established in 1996 by the Missouri Legislature to create opportunities for students to explore areas of environmental science, provide funds for students contingent upon academic status and performance, and create a pool of applicants that reflects the cultural diversity of Missouri. The program provides scholarships to students who pursue a bachelor's or master's degree in an environmentally-related field of study at a Missouri college or university. Priority is given to minority and underrepresented students. This program should encourage applicants to persist toward and complete an environmentally-related degree by providing financial assistance to reduce the cost of education.

2. What is the authorization for this program, i.e., federal or state statute, etc.? (Include the federal program number, if applicable.)

Section 173.240, RSMo

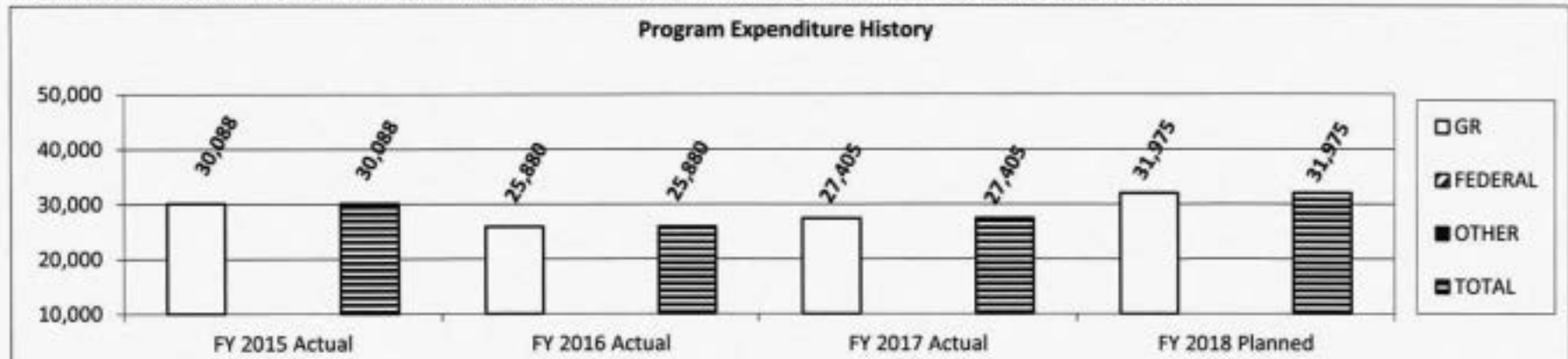
3. Are there federal matching requirements? If yes, please explain.

No

4. Is this a federally mandated program? If yes, please explain.

No

5. Provide actual expenditures for the prior three fiscal years and planned expenditures for the current fiscal year.



Actual expenditures for all fiscal years are as of June 30 and do not include lapse period activities.

PROGRAM DESCRIPTION

Department of Higher Education

HB Section(s): 3.090

Minority & Underrepresented Environmental Literacy Program

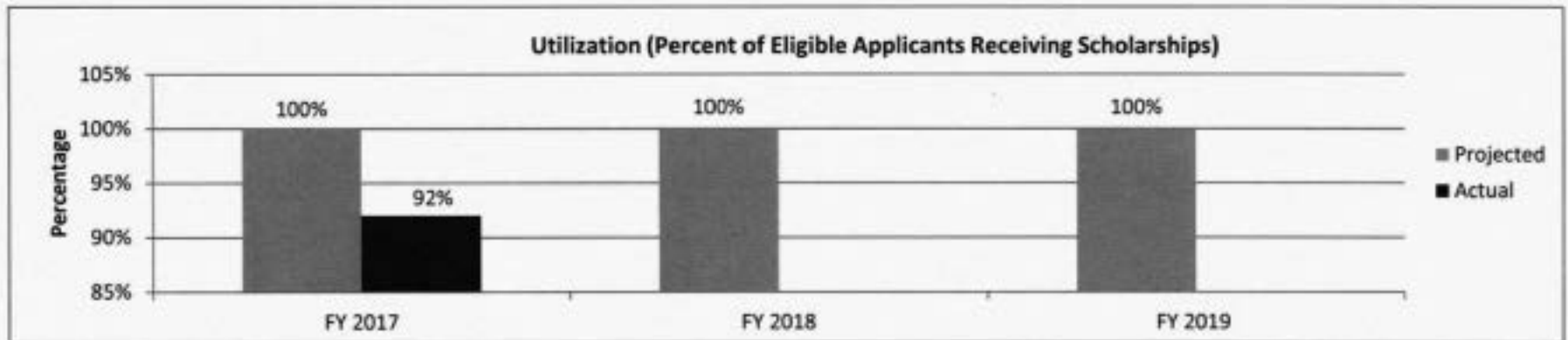
Program is found in the following core budget(s): Minority & Underrepresented Environmental Literacy Program

6. What are the sources of the "Other " funds?

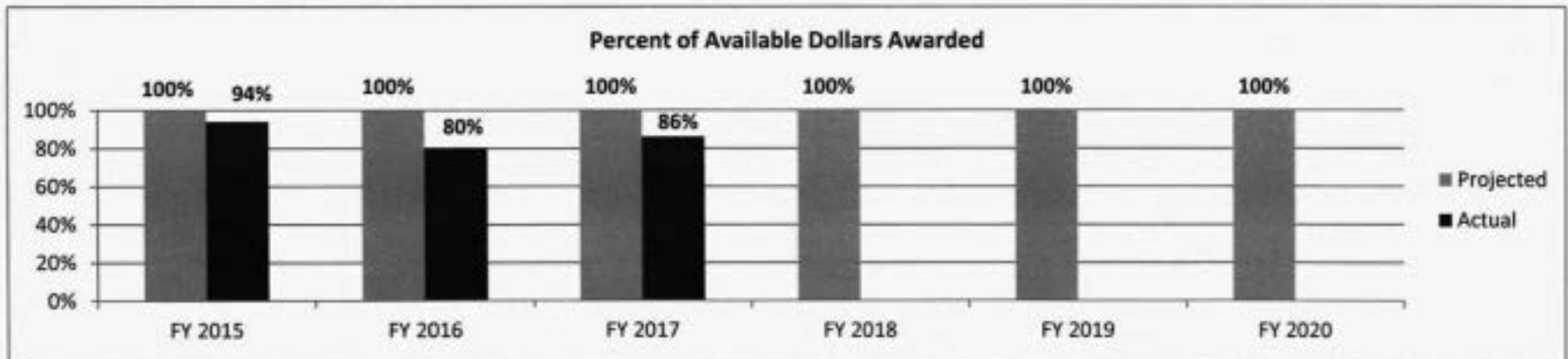
N/A

Performance of the state student financial assistance programs is dependent upon individual student behavior, as well as the amount of funding appropriated by the General Assembly. As these factors, especially as they relate to student behavior, are beyond the Department of Higher Education's control, base and stretch performance targets do not apply.

7a. Provide an effectiveness measure.



7b. Provide an efficiency measure.



PROGRAM DESCRIPTION

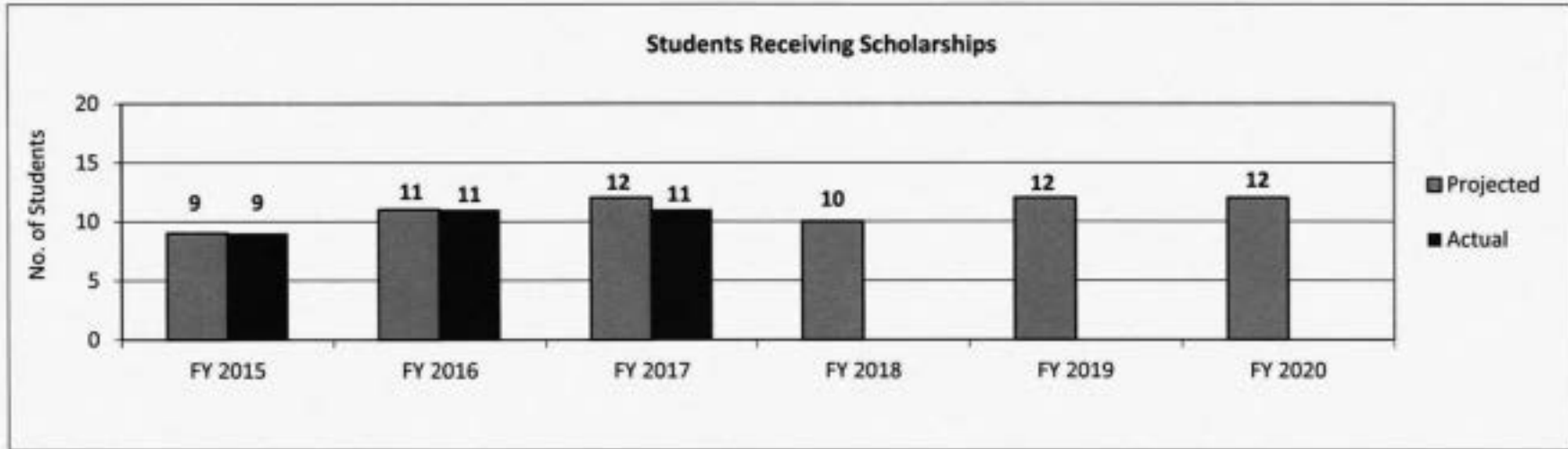
Department of Higher Education

HB Section(s): 3.090

Minority & Underrepresented Environmental Literacy Program

Program is found in the following core budget(s): Minority & Underrepresented Environmental Literacy Program

7c. Provide the number of clients/individuals served, if applicable.



7d. Provide a customer satisfaction measure, if available.

N/A

Department of Higher Education	Budget Unit <u>55697C</u>
Division of Missouri Student Grants and Scholarships	
Core - Advantage Missouri Program	HB Section <u>3.095</u>

1. CORE FINANCIAL SUMMARY

	FY 2019 Budget Request						FY 2019 Governor's Recommendation				
	GR	Federal	Other	Total	E		GR	Federal	Other	Total	E
PS	0	0	0	0	0	PS	0	0	0	0	
EE	0	0	0	0	0	EE	0	0	0	0	
PSD	0	0	15,000	15,000		PSD	0	0	15,000	15,000	
TRF	0	0	0	0		TRF	0	0	0	0	
Total	0	0	15,000	15,000		Total	0	0	15,000	15,000	
FTE	0.00	0.00	0.00	0.00		FTE	0.00	0.00	0.00	0.00	

Est. Fringe	0	0	0	0
--------------------	---	---	---	---

Note: Fringes budgeted in House Bill 5 except for certain fringes budgeted directly to MoDOT, Highway Patrol, and Conservation.

Est. Fringe	0	0	0	0
--------------------	---	---	---	---

Note: Fringes budgeted in House Bill 5 except for certain fringes budgeted directly to MoDOT, Highway Patrol, and Conservation.

Other Funds: Advantage Missouri Trust Fund (0856)

Other Funds: Advantage Missouri Trust Fund (0856)

2. CORE DESCRIPTION

The Advantage Missouri program, established in 1998, was a loan forgiveness program designed to encourage students to enroll in postsecondary education programs leading to employment in high demand occupations, as designated by the Coordinating Board for Higher Education. Graduates are eligible for loan forgiveness based on working in a high demand occupation within the state of Missouri.

Although funding for students was terminated in 2004-2005 and the last participating student graduated in August 2007, the loan repayment and forgiveness process continues to be required in order to complete the department's obligations under the program. This appropriation will maintain funds in the program in order to permit the department to accept loan payments from graduates and to make any necessary refunds to those graduates if they overpay their loan account.

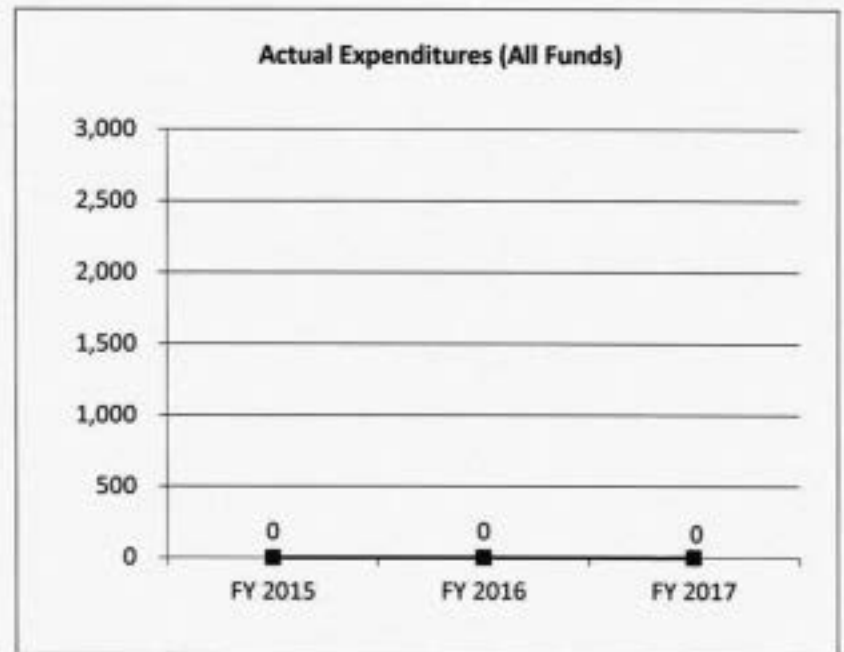
<u>Department of Higher Education</u>	Budget Unit	<u>55697C</u>
<u>Division of Missouri Student Grants and Scholarships</u>		
<u>Core - Advantage Missouri Program</u>	HB Section	<u>3.095</u>

3. PROGRAM LISTING (list programs included in this core funding)

Advantage Missouri Program

4. FINANCIAL HISTORY

	<u>FY 2015 Actual</u>	<u>FY 2016 Actual</u>	<u>FY 2017 Actual</u>	<u>FY 2018 Current Yr.</u>
Appropriation (All Funds)	15,000	15,000	15,000	15,000
Less Reverted (All Funds)	0	0	0	0
Less Restricted (All Funds)	0	0	0	0
Budget Authority (All Funds)	15,000	15,000	15,000	N/A
Actual Expenditures (All Funds)	0	0	0	N/A
Unexpended (All Funds)	15,000	15,000	15,000	N/A
Unexpended, by Fund:				
General Revenue	0	0	0	N/A
Federal	0	0	0	N/A
Other	15,000	15,000	15,000	N/A



Reverted includes the statutory three-percent reserve amount (when applicable).

Restricted includes any Governor's Expenditure Restrictions which remained at the end of the fiscal year (when applicable).

NOTES:

CORE RECONCILIATION DETAIL

STATE
 ADVANTAGE MISSOURI PROGRAM

5. CORE RECONCILIATION DETAIL

	Budget Class	FTE	GR	Federal	Other	Total	Explanation
TAFP AFTER VETOES							
	PD	0.00	0	0	15,000	15,000	
	Total	0.00	0	0	15,000	15,000	
DEPARTMENT CORE REQUEST							
	PD	0.00	0	0	15,000	15,000	
	Total	0.00	0	0	15,000	15,000	
GOVERNOR'S RECOMMENDED CORE							
	PD	0.00	0	0	15,000	15,000	
	Total	0.00	0	0	15,000	15,000	

DECISION ITEM SUMMARY

Budget Unit	FY 2017	FY 2017	FY 2018	FY 2018	FY 2019	FY 2019	FY 2019	FY 2019
Decision Item	ACTUAL	ACTUAL	BUDGET	BUDGET	DEPT REQ	DEPT REQ	GOV REC	GOV REC
Budget Object Summary	DOLLAR	FTE	DOLLAR	FTE	DOLLAR	FTE	DOLLAR	FTE
Fund								
ADVANTAGE MISSOURI PROGRAM								
CORE								
PROGRAM-SPECIFIC								
ADVANTAGE MISSOURI TRUST	0	0.00	15,000	0.00	15,000	0.00	15,000	0.00
TOTAL - PD	0	0.00	15,000	0.00	15,000	0.00	15,000	0.00
TOTAL	0	0.00	15,000	0.00	15,000	0.00	15,000	0.00
GRAND TOTAL	\$0	0.00	\$15,000	0.00	\$15,000	0.00	\$15,000	0.00

DECISION ITEM DETAIL

Budget Unit	FY 2017	FY 2017	FY 2018	FY 2018	FY 2019	FY 2019	FY 2019	FY 2019
Decision Item	ACTUAL	ACTUAL	BUDGET	BUDGET	DEPT REQ	DEPT REQ	GOV REC	GOV REC
Budget Object Class	DOLLAR	FTE	DOLLAR	FTE	DOLLAR	FTE	DOLLAR	FTE
ADVANTAGE MISSOURI PROGRAM								
CORE								
REFUNDS	0	0.00	15,000	0.00	15,000	0.00	15,000	0.00
TOTAL - PD	0	0.00	15,000	0.00	15,000	0.00	15,000	0.00
GRAND TOTAL	\$0	0.00	\$15,000	0.00	\$15,000	0.00	\$15,000	0.00
GENERAL REVENUE	\$0	0.00	\$0	0.00	\$0	0.00	\$0	0.00
FEDERAL FUNDS	\$0	0.00	\$0	0.00	\$0	0.00	\$0	0.00
OTHER FUNDS	\$0	0.00	\$15,000	0.00	\$15,000	0.00	\$15,000	0.00

THIS PAGE INTENTIONALLY LEFT BLANK

Department of Higher Education	Budget Unit	<u>55710C</u>
Division of Student Loan Program		
Core - Loan Program Administration	HB Section	<u>3.100</u>

1. CORE FINANCIAL SUMMARY

	FY 2019 Budget Request					FY 2019 Governor's Recommendation			
	GR	Federal	Other	Total		GR	Federal	Other	Total
PS	0	0	2,316,262	2,316,262	PS	0	0	2,316,262	2,316,262
EE	0	0	2,825,692	2,825,692	EE	0	0	2,825,692	2,825,692
PSD	0	0	890,001	890,001	PSD	0	0	890,001	890,001
TRF	0	0	0	0	TRF	0	0	0	0
Total	0	0	6,031,955	6,031,955	Total	0	0	6,031,955	6,031,955
FTE	0.00	0.00	52.09	52.09	FTE	0.00	0.00	52.09	52.09

Est. Fringe	0	0	1,224,874	1,224,874
<i>Note: Fringes budgeted in House Bill 5 except for certain fringes budgeted directly to MoDOT, Highway Patrol, and Conservation.</i>				

Est. Fringe	0	0	1,224,874	1,224,874
<i>Note: Fringes budgeted in House Bill 5 except for certain fringes budgeted directly to MoDOT, Highway Patrol, and Conservation.</i>				

Other Funds: Guaranty Agency Operating Fund (0880)

Other Funds: Guaranty Agency Operating Fund (0880)

2. CORE DESCRIPTION

The DHE Student Loan Program is a guaranty agency for the Federal Family Education Loan (FFEL) program. The DHE student loan program had total outstanding guaranteed loan balances of more than \$1.4 billion at June 30, 2017. This appropriation is necessary to pay the operating expenses related to managing the outstanding portfolio. The appropriation also allows the DHE guaranty agency to meet federal requirements to conduct outreach activities aimed at educating high school students, parents, and others about preparing for and paying for college, managing student loan debt and becoming more financially literate.

The core request is \$6,031,955 in spending authority from the Guaranty Agency Operating Fund and 52.09 FTE to administer this program. No general revenue funds are requested.

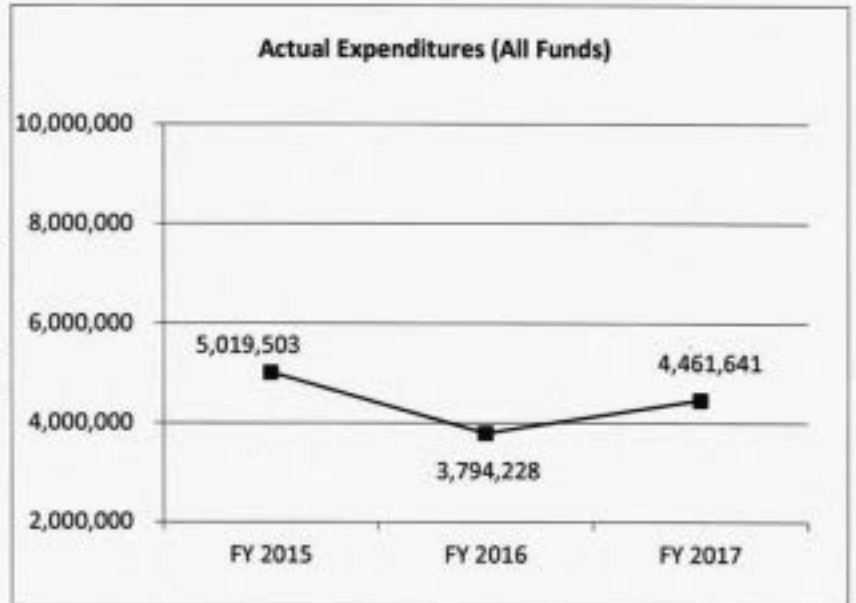
Department of Higher Education	Budget Unit	<u>55710C</u>
Division of Student Loan Program		
Core - Loan Program Administration	HB Section	<u>3.100</u>

3. PROGRAM LISTING (list programs included in this core funding)

Missouri Student Loan Program Administration

4. FINANCIAL HISTORY

	FY 2015 Actual	FY 2016 Actual	FY 2017 Actual	FY 2018 Current Yr.
Appropriation (All Funds)	11,475,811	10,488,000	8,533,446	6,031,955
Less Reverted (All Funds)	0	0	0	0
Less Restricted (All Funds)	0	0	0	0
Budget Authority (All Funds)	11,475,811	10,488,000	8,533,446	N/A
Actual Expenditures (All Funds)	5,019,503	3,794,228	4,461,641	N/A
Unexpended (All Funds)	6,456,308	6,693,772	4,071,805	N/A
Unexpended, by Fund:				
General Revenue	0	0	0	N/A
Federal	0	0	0	N/A
Other	6,456,308	6,693,772	4,071,805	N/A



Reverted includes the statutory three-percent reserve amount (when applicable).
 Restricted includes any Governor's Expenditure Restrictions which remained at the end of the fiscal year (when applicable).

NOTES:

CORE RECONCILIATION DETAIL

STATE

LOAN PROGRAM ADMINISTRATION

5. CORE RECONCILIATION DETAIL

	Budget Class	FTE	GR	Federal	Other	Total	Explanation
TAFP AFTER VETOES							
	PS	52.09	0	0	2,316,262	2,316,262	
	EE	0.00	0	0	2,825,692	2,825,692	
	PD	0.00	0	0	890,001	890,001	
	Total	52.09	0	0	6,031,955	6,031,955	
DEPARTMENT CORE REQUEST							
	PS	52.09	0	0	2,316,262	2,316,262	
	EE	0.00	0	0	2,825,692	2,825,692	
	PD	0.00	0	0	890,001	890,001	
	Total	52.09	0	0	6,031,955	6,031,955	
GOVERNOR'S RECOMMENDED CORE							
	PS	52.09	0	0	2,316,262	2,316,262	
	EE	0.00	0	0	2,825,692	2,825,692	
	PD	0.00	0	0	890,001	890,001	
	Total	52.09	0	0	6,031,955	6,031,955	

DECISION ITEM SUMMARY

Budget Unit	FY 2017	FY 2017	FY 2018	FY 2018	FY 2019	FY 2019	FY 2019	FY 2019
Decision Item	ACTUAL	ACTUAL	BUDGET	BUDGET	DEPT REQ	DEPT REQ	GOV REC	GOV REC
Budget Object Summary	DOLLAR	FTE	DOLLAR	FTE	DOLLAR	FTE	DOLLAR	FTE
Fund								
LOAN PROGRAM ADMINISTRATION								
CORE								
PERSONAL SERVICES								
GUARANTY AGENCY OPERATING	1,702,280	37.07	2,316,262	52.09	2,316,262	52.09	2,316,262	52.09
TOTAL - PS	1,702,280	37.07	2,316,262	52.09	2,316,262	52.09	2,316,262	52.09
EXPENSE & EQUIPMENT								
GUARANTY AGENCY OPERATING	2,124,954	0.00	2,825,692	0.00	2,825,692	0.00	2,825,692	0.00
TOTAL - EE	2,124,954	0.00	2,825,692	0.00	2,825,692	0.00	2,825,692	0.00
PROGRAM-SPECIFIC								
GUARANTY AGENCY OPERATING	634,410	0.00	890,001	0.00	890,001	0.00	890,001	0.00
TOTAL - PD	634,410	0.00	890,001	0.00	890,001	0.00	890,001	0.00
TOTAL	4,461,644	37.07	6,031,955	52.09	6,031,955	52.09	6,031,955	52.09
Pay Plan - 0000012								
PERSONAL SERVICES								
GUARANTY AGENCY OPERATING	0	0.00	0	0.00	0	0.00	31,074	0.00
TOTAL - PS	0	0.00	0	0.00	0	0.00	31,074	0.00
TOTAL	0	0.00	0	0.00	0	0.00	31,074	0.00
GRAND TOTAL	\$4,461,644	37.07	\$6,031,955	52.09	\$6,031,955	52.09	\$6,063,029	52.09

FLEXIBILITY REQUEST FORM

BUDGET UNIT NUMBER:	55710C	DEPARTMENT:	Higher Education
BUDGET UNIT NAME:	Loan Program Administration	DIVISION:	Student Loan Program
HOUSE BILL SECTION:	3.100		

1. Provide the amount by fund of personal service flexibility and the amount by fund of expense and equipment flexibility you are requesting in dollar and percentage terms and explain why the flexibility is needed. If flexibility is being requested among divisions, provide the amount by fund of flexibility you are requesting in dollar and percentage terms and explain why the flexibility is needed.

DEPARTMENT REQUEST				GOVERNOR'S RECOMMENDATION
Federal (0880)	PS	\$579,066	25%	Provided that not more than 25% flexibility is allowed between personal service and expense & equipment, and not more than 25% flexibility is allowed between divisions within the department, and not more than 10% flexibility is allowed to reallocation of personal service and expense & equipment between executive branch departments provided that the total FTE for the state does not increase.
Federal (0880)	E&E	\$706,423	25%	
<p>Loan program operations are heavily outsourced with the MDHE staff overseeing contractors and vendors. Flexibility allows the loan program to continually explore all options in administering the program most efficiently.</p>				

2. Estimate how much flexibility will be used for the budget year. How much flexibility was used in the Prior Year Budget and the Current Year Budget? Please specify the amount.

PRIOR YEAR ACTUAL AMOUNT OF FLEXIBILITY USED	CURRENT YEAR ESTIMATED AMOUNT OF FLEXIBILITY THAT WILL BE USED	BUDGET REQUEST ESTIMATED AMOUNT OF FLEXIBILITY THAT WILL BE USED
\$0	Flexibility will be used if needed to outsource additional functions or bring currently outsourced functions in-house as circumstances dictate.	The student loan industry continues to be in a state of flux. Little flexibility is expected to be used at this time, but all options need to remain open as market changes and federal program requirements are unpredictable.

3. Please explain how flexibility was used in the prior and/or current years.

PRIOR YEAR EXPLAIN ACTUAL USE	CURRENT YEAR EXPLAIN PLANNED USE
No flexibility was used in FY17.	Flexibility will be used if needed to outsource additional functions or bring currently outsourced functions in-house as circumstances dictate.

DECISION ITEM DETAIL

Budget Unit	FY 2017	FY 2017	FY 2018	FY 2018	FY 2019	FY 2019	FY 2019	FY 2019
Decision Item	ACTUAL	ACTUAL	BUDGET	BUDGET	DEPT REQ	DEPT REQ	GOV REC	GOV REC
Budget Object Class	DOLLAR	FTE	DOLLAR	FTE	DOLLAR	FTE	DOLLAR	FTE
LOAN PROGRAM ADMINISTRATION								
CORE								
DESIGNATED PRINCIPAL ASST DIV	295	0.00	0	0.00	0	0.00	0	0.00
MISCELLANEOUS TECHNICAL	111	0.00	0	0.00	0	0.00	0	0.00
SPECIAL ASST PROFESSIONAL	328	0.01	0	0.00	0	0.00	0	0.00
SPECIAL ASST OFFICE & CLERICAL	500	0.01	0	0.00	0	0.00	0	0.00
DIRECTOR	67,997	1.00	68,054	1.00	68,054	1.00	68,054	1.00
OFFICE SUPPORT ASSISTANT	73,945	2.71	82,480	3.00	82,480	3.00	82,480	3.00
PUBLIC INFORMATION SPECIAL II	41,843	1.02	49,042	1.20	49,042	1.20	49,042	1.20
SR OFC SUPPORT ASST (KEYBOARD)	9,920	0.34	17,026	0.60	17,026	0.60	17,026	0.60
ACCOUNT CLERK II	9,948	0.35	30,017	1.00	30,017	1.00	30,017	1.00
ACCOUNTING SPECIALIST I	38,273	1.00	37,626	1.00	37,626	1.00	37,626	1.00
ACCOUNTING SPECIALIST II	5,921	0.13	28,205	0.60	28,205	0.60	28,205	0.60
COORDINATOR I	135,294	3.50	114,861	3.00	114,861	3.00	114,861	3.00
COORDINATOR II	39,676	1.00	42,779	1.00	42,779	1.00	42,779	1.00
BUDGET ANALYST III	19,523	0.36	32,415	0.60	32,415	0.60	32,415	0.60
RESEARCH ASSOCIATE II	15,685	0.40	24,895	0.65	24,895	0.65	24,895	0.65
RESEARCH ASSOCIATE III	45,602	1.06	40,612	0.95	40,612	0.95	40,612	0.95
RESEARCH ASSOCIATE IV	62,074	1.27	49,134	1.00	49,134	1.00	49,134	1.00
PUBLIC INFORMATION COORDINATOR	81,925	1.92	85,584	2.00	85,584	2.00	85,584	2.00
EXECUTIVE I	2,515	0.07	11,770	0.36	11,770	0.36	11,770	0.36
COMPLIANCE REVIEWER I	0	0.00	151,153	4.00	151,153	4.00	151,153	4.00
CLIENT SERVICES REPRESENTA I	0	0.00	270,087	6.17	270,087	6.17	270,087	6.17
CLIENT SERVICES REPRESENTA II	42,745	1.00	42,793	1.00	42,793	1.00	42,793	1.00
RESEARCH ASSOCIATE I	14,443	0.40	27,748	0.75	27,748	0.75	27,748	0.75
ADMINISTRATIVE ASSISTANT	42,757	1.02	42,006	1.00	42,006	1.00	42,006	1.00
COMPLIANCE REVIEWER II	41,966	1.00	42,013	1.00	42,013	1.00	42,013	1.00
SENIOR ASSOCIATE	207,091	3.90	281,835	5.15	281,835	5.15	281,835	5.15
STUDENT ASSISTANCE ASSOCIATE	86,282	2.00	86,389	2.00	86,389	2.00	86,389	2.00
PROGRAM SPECIALIST	193,576	5.73	280,963	8.15	280,963	8.15	280,963	8.15
PERSONNEL ANALYST II	8,532	0.23	0	0.00	0	0.00	0	0.00
OFFICE SUPPORT ASSISTANT	13,712	0.56	0	0.00	0	0.00	0	0.00
STATE DEPARTMENT DIRECTOR	71,586	0.41	98,403	0.56	98,403	0.56	98,403	0.56
DESIGNATED PRINC ASSISTANT-DEP	55,448	0.57	46,327	0.58	46,327	0.58	46,327	0.58

DECISION ITEM DETAIL

Budget Unit	FY 2017	FY 2017	FY 2018	FY 2018	FY 2019	FY 2019	FY 2019	FY 2019
Decision Item	ACTUAL	ACTUAL	BUDGET	BUDGET	DEPT REQ	DEPT REQ	GOV REC	GOV REC
Budget Object Class	DOLLAR	FTE	DOLLAR	FTE	DOLLAR	FTE	DOLLAR	FTE
LOAN PROGRAM ADMINISTRATION								
CORE								
ASSIST COMMISSIONER	196,961	2.69	196,459	2.73	196,459	2.73	196,459	2.73
EXECUTIVE ASSISTANT	16,958	0.41	22,957	0.55	22,957	0.55	22,957	0.55
UCP PENDING CLASSIFICATION	0	0.00	12,629	0.49	12,629	0.49	12,629	0.49
TOTAL - PS	1,643,432	36.07	2,316,262	52.09	2,316,262	52.09	2,316,262	52.09
TRAVEL, IN-STATE	16,520	0.00	19,573	0.00	19,573	0.00	19,573	0.00
TRAVEL, OUT-OF-STATE	7,342	0.00	13,000	0.00	13,000	0.00	13,000	0.00
FUEL & UTILITIES	0	0.00	50	0.00	50	0.00	50	0.00
SUPPLIES	51,393	0.00	50,718	0.00	50,718	0.00	50,718	0.00
PROFESSIONAL DEVELOPMENT	47,169	0.00	47,170	0.00	47,170	0.00	47,170	0.00
COMMUNICATION SERV & SUPP	15,825	0.00	15,000	0.00	15,000	0.00	15,000	0.00
PROFESSIONAL SERVICES	1,970,150	0.00	2,663,725	0.00	2,663,725	0.00	2,663,725	0.00
HOUSEKEEPING & JANITORIAL SERV	0	0.00	100	0.00	100	0.00	100	0.00
M&R SERVICES	805	0.00	800	0.00	800	0.00	800	0.00
MOTORIZED EQUIPMENT	0	0.00	500	0.00	500	0.00	500	0.00
OFFICE EQUIPMENT	2,141	0.00	4,534	0.00	4,534	0.00	4,534	0.00
OTHER EQUIPMENT	7,168	0.00	5,414	0.00	5,414	0.00	5,414	0.00
PROPERTY & IMPROVEMENTS	0	0.00	50	0.00	50	0.00	50	0.00
BUILDING LEASE PAYMENTS	2,505	0.00	4,108	0.00	4,108	0.00	4,108	0.00
EQUIPMENT RENTALS & LEASES	71	0.00	100	0.00	100	0.00	100	0.00
MISCELLANEOUS EXPENSES	3,865	0.00	850	0.00	850	0.00	850	0.00
TOTAL - EE	2,124,954	0.00	2,825,692	0.00	2,825,692	0.00	2,825,692	0.00
PROGRAM DISTRIBUTIONS	634,410	0.00	890,001	0.00	890,001	0.00	890,001	0.00
TOTAL - PD	634,410	0.00	890,001	0.00	890,001	0.00	890,001	0.00
GRAND TOTAL	\$4,402,796	36.07	\$6,031,955	52.09	\$6,031,955	52.09	\$6,031,955	52.09
GENERAL REVENUE	\$0	0.00	\$0	0.00	\$0	0.00	\$0	0.00
FEDERAL FUNDS	\$0	0.00	\$0	0.00	\$0	0.00	\$0	0.00
OTHER FUNDS	\$4,402,796	36.07	\$6,031,955	52.09	\$6,031,955	52.09	\$6,031,955	52.09

PROGRAM DESCRIPTION

Department of Higher Education

HB Section(s): 3.100

Missouri Student Loan Administration

Program is found in the following core budget(s): Loan Program Administration

1a. What strategic priority does this program address?

This program promotes higher education access and affordability

1b. What does this program do?

The DHE Student Loan Program is a guaranty agency for the Federal Family Education Loan (FFEL) program. As a guaranty agency, this program has insured lenders of Federal Stafford, PLUS and Consolidation student loans from losses due to default at 97 to 98 percent depending on the loan disbursement date and at 100 percent due to loan discharge. The DHE Student Loan Program had total outstanding guaranteed loan balances of more than \$1.4 billion at June 30, 2017. Because of the Healthcare and Education Affordability Reconciliation Act enacted March 30, 2010 (Public Law 111-152), the authority to make or insure loans under the FFEL Program ended June 30, 2010. However, the DHE will continue to act as the US Department of Education's (USDE) agent by fulfilling responsibilities related to outstanding guarantees, which includes working with students, borrowers, schools, lenders, servicers and the USDE to ensure compliance with applicable federal laws and regulations.

Also of critical importance to the outstanding FFEL portfolio is the guaranty agency's efforts with respect to default prevention and aversion, as well as default collection. As required by federal statute, the agency provides collections assistance to loan holders and counseling assistance to borrowers when a borrower becomes more than 60 days delinquent on their student loan. During FY 2017, the DHE received more than 25,000 default assistance requests from lenders. The DHE averted 86 percent of delinquent loans from default.

The loan program also provides postsecondary institutions with default prevention grants, in-person training sessions, training materials, financial literacy materials, and electronic entrance and exit counseling for borrowers. During FY 2017, the DHE granted over \$634,410 to post-secondary institutions for default prevention activities.

In addition to post-secondary outreach efforts, the DHE provides information to prospective students and their families regarding how to plan for and pay for college. DHE coordinates a suite of statewide college access programs known collectively as Journey to College. Journey to College programs include FAFSA Frenzy, Apply Missouri, and Decision Day. In addition, each year the DHE participates statewide in college college fairs, presents information about planning and paying for college to high school students and their families, and distributes over 280,000 copies of publications and promotional materials designed to educate Missourians on financial aid options and services.

Yet another significant role of the guaranty agency is to collect on defaulted student loans to keep the cost of the FFEL program as low as possible. The DHE Student Loan Program utilizes a variety of collection methods to recover defaulted loans including administrative wage garnishment, state tax refund offset, US Treasury offset, regular borrower payments, loan rehabilitation and loan consolidation.

2. What is the authorization for this program, i.e., federal or state statute, etc.? (Include the federal program number, if applicable.)

Federal Higher Education Act of 1965, as amended, 20 U.S.C. 1071, et seq.; 34 C.F.R. Parts 658 and 682; Sections 173.095 - 173.187, RSMo

PROGRAM DESCRIPTION

Department of Higher Education

HB Section(s): 3.100

Missouri Student Loan Administration

Program is found in the following core budget(s): Loan Program Administration


3. Are there federal matching requirements? If yes, please explain.

No

4. Is this a federally mandated program? If yes, please explain.

No

5. Provide actual expenditures for the prior three fiscal years and planned expenditures for the current fiscal year.



6. What are the sources of the "Other " funds?

Guaranty Agency Operating Fund (0880)

PROGRAM DESCRIPTION

Department of Higher Education

HB Section(s): 3.100

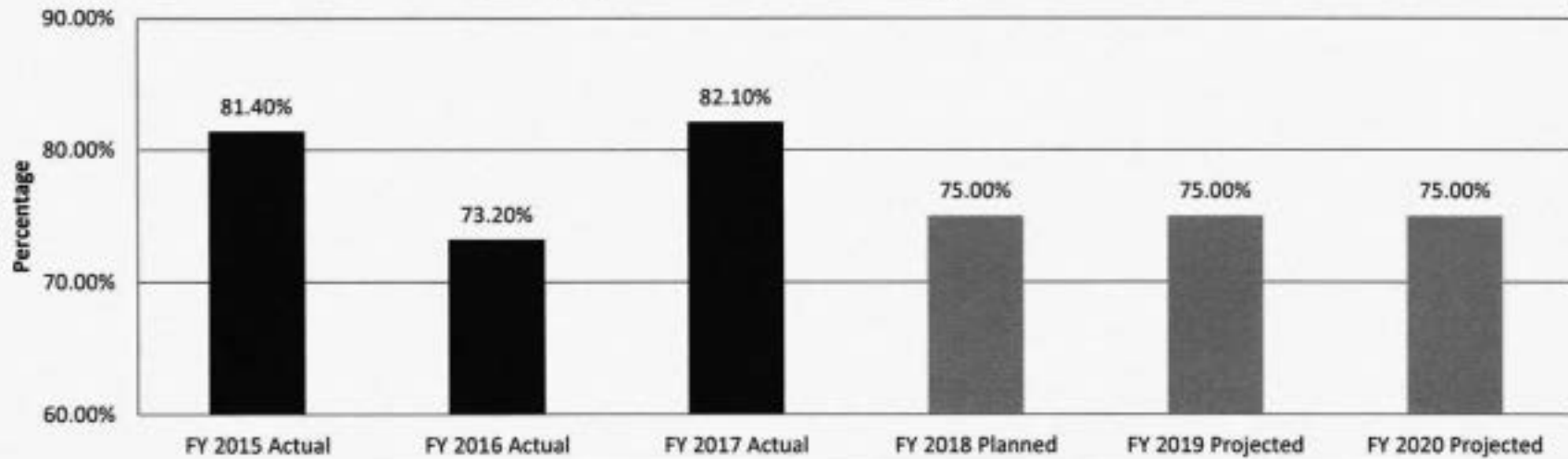
Missouri Student Loan Administration

Program is found in the following core budget(s): Loan Program Administration

7a. Provide an effectiveness measure.

The DHE coordinates the statewide Apply Missouri program through which participating high schools help seniors with the college application process during the school day. One way to measure the program's effectiveness is by the percentage of seniors at participating high schools who submit a college application during the program. The program was in its 4th year during fiscal year 2017 and continues to grow each year. The unique qualities of each new high school added make future effectiveness difficult to project, but DHE considers a 75 percent application submission rate to be a baseline and hopes to see 85 percent of participating high school seniors submit a college application during the next program year.

% of Apply MO HS Seniors Submitting Applications



PROGRAM DESCRIPTION

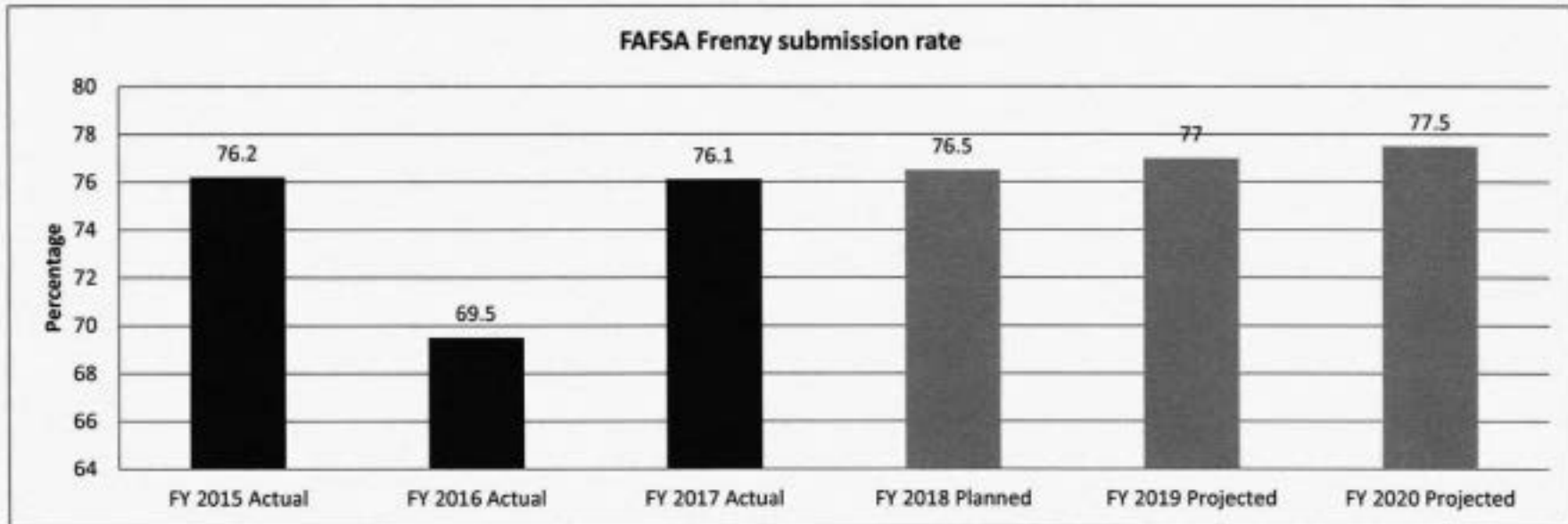
Department of Higher Education

HB Section(s): 3.100

Missouri Student Loan Administration

Program is found in the following core budget(s): Loan Program Administration

The DHE also coordinates the statewide FAFSA Frenzy program through which volunteers assist students and families complete the Free Application for Federal Student Aid. One way to measure the program's effectiveness is by the percentage of participants who submit a FAFSA. DHE considers a 76.5 percent application submission rate to be a baseline for the coming year and hopes to see 77 percent of participants submit a FAFSA during the event.



PROGRAM DESCRIPTION

Department of Higher Education

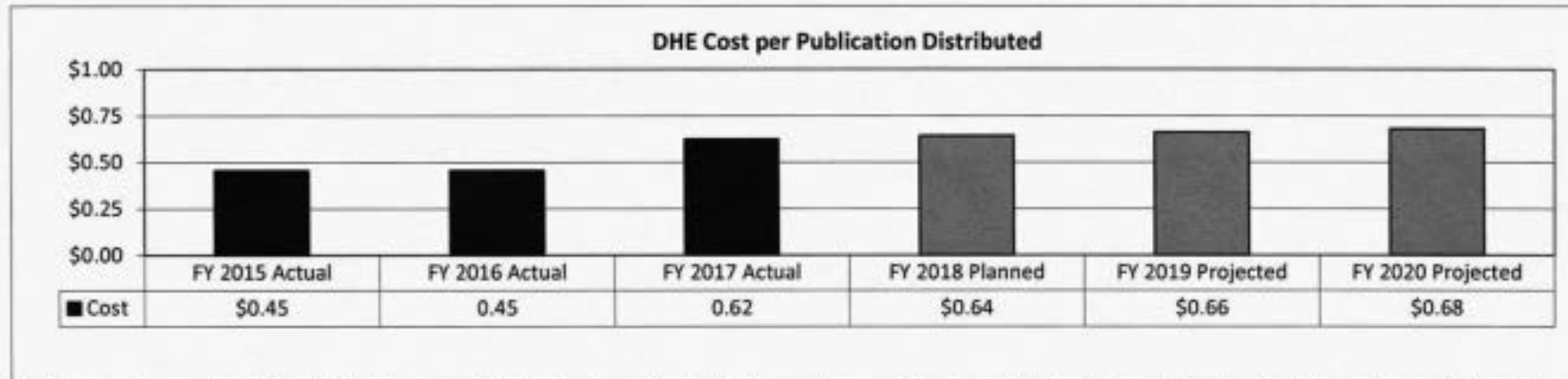
HB Section(s): 3.100

Missouri Student Loan Administration

Program is found in the following core budget(s): Loan Program Administration

7b. Provide an efficiency measure.

The DHE works to provide important college planning and financial literacy information to Missourians at the lowest cost possible while maintaining an acceptable level of quality. DHE intends to keep the cost per publication below \$0.68, but is striving to maintain the 2017 cost of \$0.62 per piece. NOTE: During FY15 and FY16, the cost to DHE was reduced by amounts subsidized by the national College Access Challenge Grant.



*Note - each year the DHE distributes over 280,000 copies of publications and promotional materials designed to educate Missourians on financial aid options and services.

PROGRAM DESCRIPTION

Department of Higher Education


HB Section(s): 3.100

Missouri Student Loan Administration

Program is found in the following core budget(s): Loan Program Administration

7c.

FAFSA Frenzy Students Served



Department of Higher Education	Budget Unit	<u>55714C</u>
Division of Student Loan Program		
Core - Federal Loan Compliance	HB Section	<u>3.100</u>

1. CORE FINANCIAL SUMMARY

	FY 2019 Budget Request					FY 2019 Governor's Recommendation			
	GR	Federal	Other	Total		GR	Federal	Other	Total
PS	0	0	0	0	PS	0	0	0	0
EE	0	0	8,000,000	8,000,000	EE	0	0	8,000,000	8,000,000
PSD	0	0	500,000	500,000	PSD	0	0	500,000	500,000
TRF	0	0	0	0	TRF	0	0	0	0
Total	0	0	8,500,000	8,500,000	Total	0	0	8,500,000	8,500,000
FTE	0.00	0.00	0.00	0.00	FTE	0.00	0.00	0.00	0.00

<i>Est. Fringe</i>	0	0	0	0
--------------------	---	---	---	---

Note: Fringes budgeted in House Bill 5 except for certain fringes budgeted directly to MoDOT, Highway Patrol, and Conservation.

<i>Est. Fringe</i>	0	0	0	0
--------------------	---	---	---	---

Note: Fringes budgeted in House Bill 5 except for certain fringes budgeted directly to MoDOT, Highway Patrol, and Conservation.

Other Funds: Guaranty Agency Operating Fund (0880)

Other Funds: Guaranty Agency Operating Fund (0880)

2. CORE DESCRIPTION

U.S. Department of Education regulations require all guaranty agencies to deposit all funds collected from defaulted borrowers into the Federal Student Loan Reserve Fund within 48 hours of collection or reimburse the federal government for interest that should have accrued to the Federal Fund. DHE contracts with a loan servicer who subcontracts with collection agencies to recover defaulted loans. DHE pays the loan servicer a percentage of the amount collected using the Guaranty Agency Operating Fund share of collection revenues described in the Collection Payments Transfer appropriation authority request. Current economic conditions and industry specific conditions make it difficult to predict what contingency fees the DHE may be required to pay for collections. However, the DHE must continue to meet federal requirements for collecting federal student loans. These requirements necessitate continuing the appropriation authority of \$8,000,000 in federal loan funds from the Guaranty Agency Operating Fund.

In addition, spending authority of \$500,000 in federal funds from the Guaranty Agency Operating Fund is necessary to provide a mechanism for paying penalties determined under the federal rules. No general revenue funds are requested.

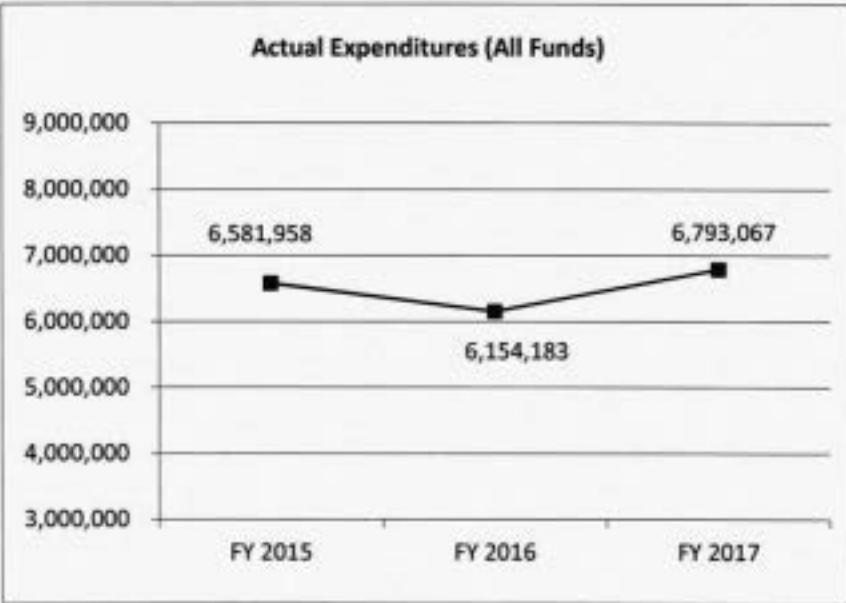
<u>Department of Higher Education</u>	Budget Unit <u>55714C</u>
<u>Division of Student Loan Program</u>	
<u>Core - Federal Loan Compliance</u>	HB Section <u>3.100</u>

3. PROGRAM LISTING (list programs included in this core funding)

Federal Loan Compliance

4. FINANCIAL HISTORY

	FY 2015	FY 2016	FY 2017	FY 2018
	Actual	Actual	Actual	Current Yr.
Appropriation (All Funds)	8,500,000	8,500,000	8,500,000	8,500,000
Less Reverted (All Funds)	0	0	0	0
Less Restricted (All Funds)	0	0	0	0
Budget Authority (All Funds)	8,500,000	8,500,000	8,500,000	N/A
Actual Expenditures (All Funds)	6,581,958	6,154,183	6,793,067	N/A
Unexpended (All Funds)	1,918,042	2,345,817	1,706,933	N/A
Unexpended, by Fund:				
General Revenue	0	0	0	N/A
Federal	0	0	0	N/A
Other	1,918,042	2,345,817	1,706,933	N/A



Reverted includes the statutory three-percent reserve amount (when applicable).
 Restricted includes any Governor's Expenditure Restrictions which remained at the end of the fiscal year (when applicable).

NOTES:

 CORE RECONCILIATION DETAIL

STATE

FEDERAL LOAN COMPLIANCE

 5. CORE RECONCILIATION DETAIL

	Budget Class	FTE	GR	Federal	Other	Total	Explanation
TAFP AFTER VETOES							
	EE	0.00	0	0	8,000,000	8,000,000	
	PD	0.00	0	0	500,000	500,000	
	Total	0.00	0	0	8,500,000	8,500,000	
DEPARTMENT CORE REQUEST							
	EE	0.00	0	0	8,000,000	8,000,000	
	PD	0.00	0	0	500,000	500,000	
	Total	0.00	0	0	8,500,000	8,500,000	
GOVERNOR'S RECOMMENDED CORE							
	EE	0.00	0	0	8,000,000	8,000,000	
	PD	0.00	0	0	500,000	500,000	
	Total	0.00	0	0	8,500,000	8,500,000	

DECISION ITEM SUMMARY

Budget Unit	FY 2017	FY 2017	FY 2018	FY 2018	FY 2019	FY 2019	FY 2019	FY 2019
Decision Item	ACTUAL	ACTUAL	BUDGET	BUDGET	DEPT REQ	DEPT REQ	GOV REC	GOV REC
Budget Object Summary	DOLLAR	FTE	DOLLAR	FTE	DOLLAR	FTE	DOLLAR	FTE
Fund								
FEDERAL LOAN COMPLIANCE								
CORE								
EXPENSE & EQUIPMENT								
GUARANTY AGENCY OPERATING	6,793,026	0.00	8,000,000	0.00	8,000,000	0.00	8,000,000	0.00
TOTAL - EE	6,793,026	0.00	8,000,000	0.00	8,000,000	0.00	8,000,000	0.00
PROGRAM-SPECIFIC								
GUARANTY AGENCY OPERATING	41	0.00	500,000	0.00	500,000	0.00	500,000	0.00
TOTAL - PD	41	0.00	500,000	0.00	500,000	0.00	500,000	0.00
TOTAL	6,793,067	0.00	8,500,000	0.00	8,500,000	0.00	8,500,000	0.00
GRAND TOTAL	\$6,793,067	0.00	\$8,500,000	0.00	\$8,500,000	0.00	\$8,500,000	0.00

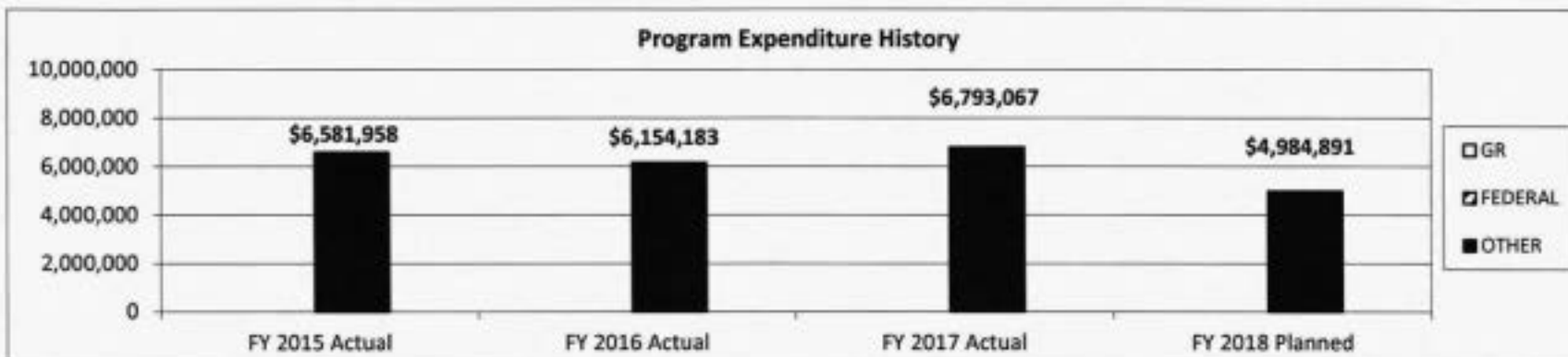
DECISION ITEM DETAIL

Budget Unit	FY 2017	FY 2017	FY 2018	FY 2018	FY 2019	FY 2019	FY 2019	FY 2019
Decision Item	ACTUAL	ACTUAL	BUDGET	BUDGET	DEPT REQ	DEPT REQ	GOV REC	GOV REC
Budget Object Class	DOLLAR	FTE	DOLLAR	FTE	DOLLAR	FTE	DOLLAR	FTE
FEDERAL LOAN COMPLIANCE								
CORE								
PROFESSIONAL SERVICES	6,793,026	0.00	8,000,000	0.00	8,000,000	0.00	8,000,000	0.00
TOTAL - EE	6,793,026	0.00	8,000,000	0.00	8,000,000	0.00	8,000,000	0.00
PROGRAM DISTRIBUTIONS	41	0.00	1	0.00	1	0.00	1	0.00
REFUNDS	0	0.00	499,999	0.00	499,999	0.00	499,999	0.00
TOTAL - PD	41	0.00	500,000	0.00	500,000	0.00	500,000	0.00
GRAND TOTAL	\$6,793,067	0.00	\$8,500,000	0.00	\$8,500,000	0.00	\$8,500,000	0.00
GENERAL REVENUE	\$0	0.00	\$0	0.00	\$0	0.00	\$0	0.00
FEDERAL FUNDS	\$0	0.00	\$0	0.00	\$0	0.00	\$0	0.00
OTHER FUNDS	\$6,793,067	0.00	\$8,500,000	0.00	\$8,500,000	0.00	\$8,500,000	0.00

Department of Higher Education _____	HB Section(s): 3.100 _____
Federal Loan Compliance _____	
Program is found in the following core budget(s): Federal Loan Compliance	
<p>1a. What strategic priority does this program address? Promote higher education access and affordability</p> <p>1b. What does this program do? This appropriation request is part of the DHE Student Loan Program. As part of its statutory requirements, the DHE Student Loan Program contracts with a loan servicer who subcontracts with collection agencies to collect on defaulted loans. The Student Loan Program pays the loan servicer a percentage of the amount collected by the collection agencies with the Guaranty Agency Operating Fund share of collection revenues described in the Collection Payments Transfer appropriation authority request.</p> <p>As a result of the current economic conditions and changes in the student loan industry, the agency anticipates a slight decline in collections rate from defaulted borrowers in future fiscal years. Rapidly changing conditions make it difficult to determine the full impact on DHE's collections.</p> <p>2. What is the authorization for this program, i.e., federal or state statute, etc.? (Include the federal program number, if applicable.) Federal Higher Education Act of 1965, as amended, 20 U.S.C. 1071, et seq.; 34 C.F.R. Parts 658 and 682; Sections 173.095 - 173.187, RSMo</p> <p>3. Are there federal matching requirements? If yes, please explain. No</p> <p>4. Is this a federally mandated program? If yes, please explain. No</p>	

Department of Higher Education HB Section(s): 3.100
 Federal Loan Compliance
 Program is found in the following core budget(s): Federal Loan Compliance

5. Provide actual expenditures for the prior three fiscal years and planned expenditures for the current fiscal year.

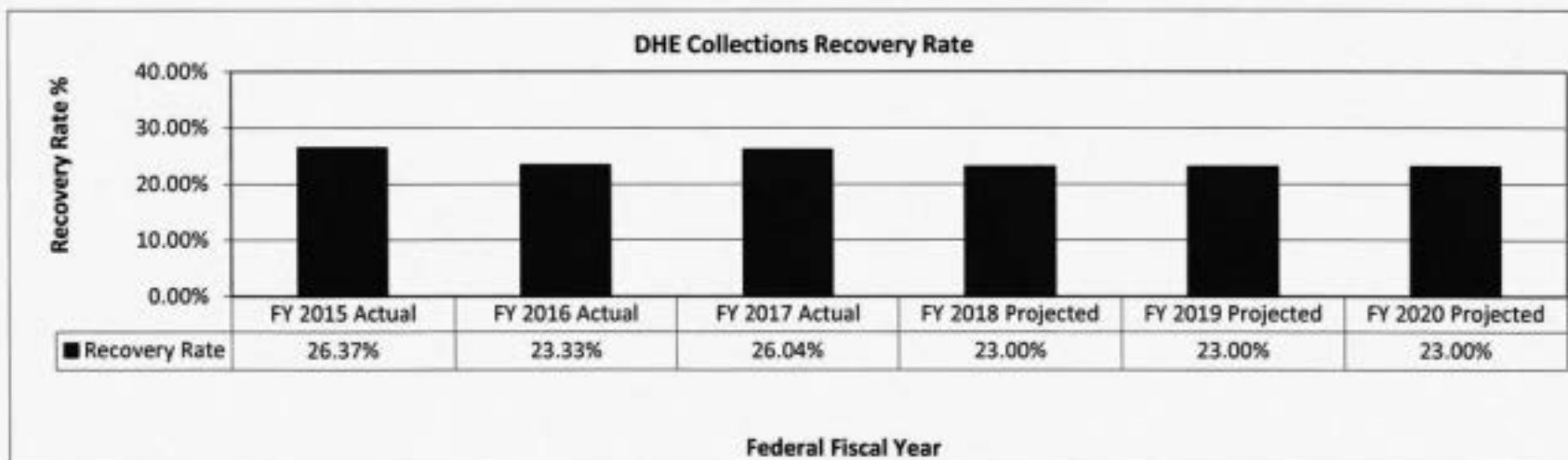


6. What are the sources of the "Other " funds?

Guaranty Agency Operating Fund (0880)

7a. Provide an effectiveness measure.

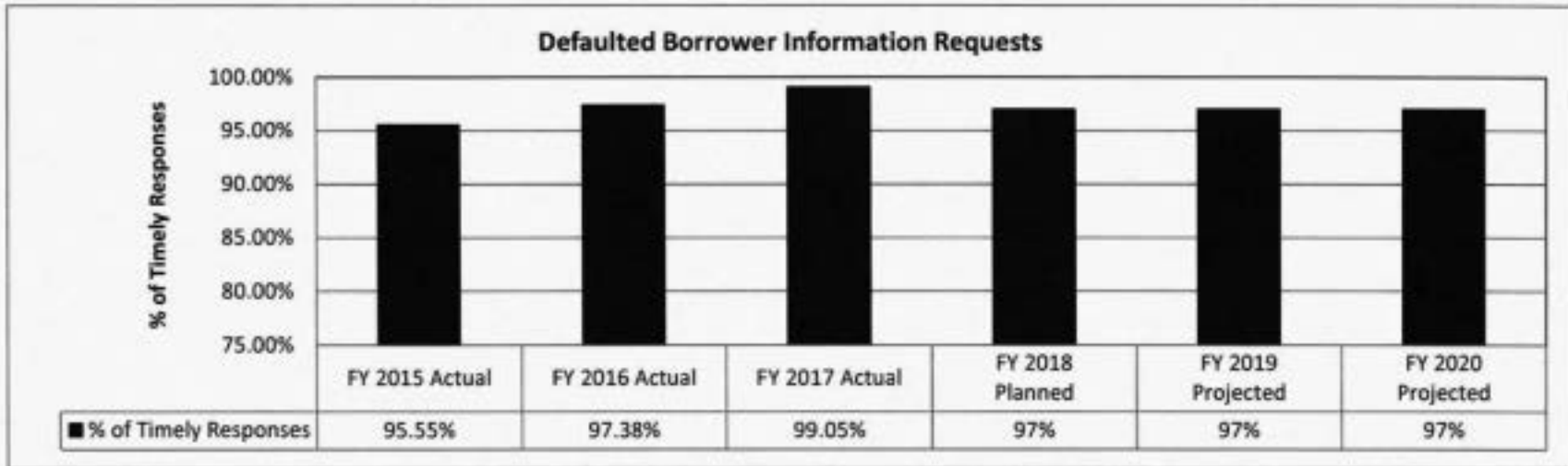
The recovery rate represents the percentage (%) of DHE's outstanding defaulted loan balances recovered through collections in a given year.



Department of Higher Education HB Section(s): 3.100
 Federal Loan Compliance
 Program is found in the following core budget(s): Federal Loan Compliance

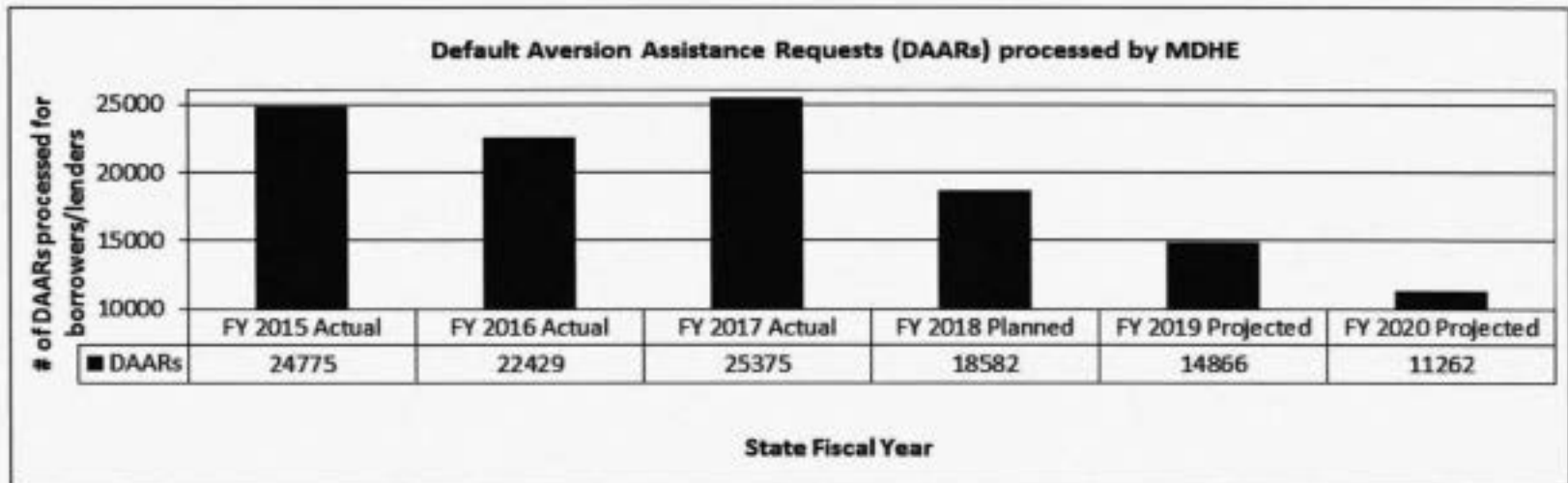
7b. Provide an efficiency measure.

The MDHE call center measures the time it takes to provide a letter to defaulted student loan borrowers who have requested information about their loans. A letter issued within 2 days of the request is considered a timely response. The percent of timely responses is shown in the chart below. The MDHE has established a baseline goal for this measure of a 97% timely response rate, but hopes to respond timely 99.3% of the time.



Department of Higher Education HB Section(s): 3.100
 Federal Loan Compliance
 Program is found in the following core budget(s): Federal Loan Compliance

7c. Provide the number of clients/individuals served, if applicable.
 DHE provides collections assistance to lenders for loans that become 60 days or more delinquent to try to avert default of the loan. NOTE: 2017 numbers are higher than anticipated due to a high number of borrowers becoming delinquent following a period of forbearance granted during a 2016 presidential disaster area declaration covering 33 Missouri counties.



7d. Provide a customer satisfaction measure, if available.
 N/A

Department of Higher Education	Budget Unit <u>55712C</u>
Division of Student Loan Program	
Core - Collection Payments Transfer	HB Section <u>3.105</u>

1. CORE FINANCIAL SUMMARY

	FY 2019 Budget Request					FY 2019 Governor's Recommendation			
	GR	Federal	Other	Total		GR	Federal	Other	Total
TRF	0	0	15,000,000	15,000,000	TRF	0	0	15,000,000	15,000,000
Total	0	0	15,000,000	15,000,000	Total	0	0	15,000,000	15,000,000
FTE	0.00	0.00	0.00	0.00	FTE	0.00	0.00	0.00	0.00
<i>Est. Fringe</i>	0	0	0	0	<i>Est. Fringe</i>	0	0	0	0
<i>Note: Fringes budgeted in House Bill 5 except for certain fringes budgeted directly to MoDOT, Highway Patrol, and Conservation.</i>					<i>Note: Fringes budgeted in House Bill 5 except for certain fringes budgeted directly to MoDOT, Highway Patrol, and Conservation.</i>				
Other Funds: Federal Student Loan Reserve Fund (0881)					Other Funds: Federal Student Loan Reserve Fund (0881)				

2. CORE DESCRIPTION

The Higher Education Amendments of 1998 require guaranty agencies to deposit certain percentages of payments received from defaulted borrowers into the Federal Student Loan Reserve Fund and the Guaranty Agency Operating Fund. It also requires the guaranty agencies to transfer default aversion fees from the Federal Student Loan Reserve Fund to the Guaranty Agency Operating Fund. This request for \$15,000,000 in transfer authority is necessary to enable the DHE to transfer the appropriate amount of collections from and on behalf of defaulted borrowers, initially deposited in the Federal Student Loan Reserve Fund, to the Guaranty Agency Operating Fund as required by the Amendments. This request actually relates to revenues from collection activity performed by the guaranty agency. However, because collection revenues must first be deposited in the Federal Fund, which is property of the federal government, the portion earned by the guaranty agency must be transferred to the Guaranty Agency Operating Fund. The appropriation also allows the DHE to transfer one percent of the principal and interest of delinquent loans from the Federal Student Loan Reserve Fund to the Guaranty Agency Operating Fund. This money is used to provide default aversion assistance to lenders when a loan becomes more than 60 days delinquent.

CORE DECISION ITEM

Department of Higher Education	Budget Unit	<u>55712C</u>
Division of Student Loan Program		
Core - Collection Payments Transfer	HB Section	<u>3.105</u>

The DHE expects purchases of loans from lenders to eventually decline over the next several years, which will reduce revenues in the Federal Student Loan Reserve Fund. Because the primary purpose of the Student Loan Reserve Fund is to purchase defaulted loans, in order to maintain adequate cash reserves to purchase loans, in prior years, the DHE did not always transfer collection payments and default aversion monies during applicable fiscal years. Transfer authority of \$15,000,000 is required to transfer the appropriate amounts to the Guaranty Agency Operating Fund as reserve levels permit. No general revenue funds are requested.

Due to the timing of when the transfers were completed, FY15 total expenditures appears to be excessively higher than total transfers made in FY16 and FY17. However, FY15 transfers included 19 months of accrued revenue where FY16 included just 10 months. FY17 transfers included revenue relating to 12 months of activity.

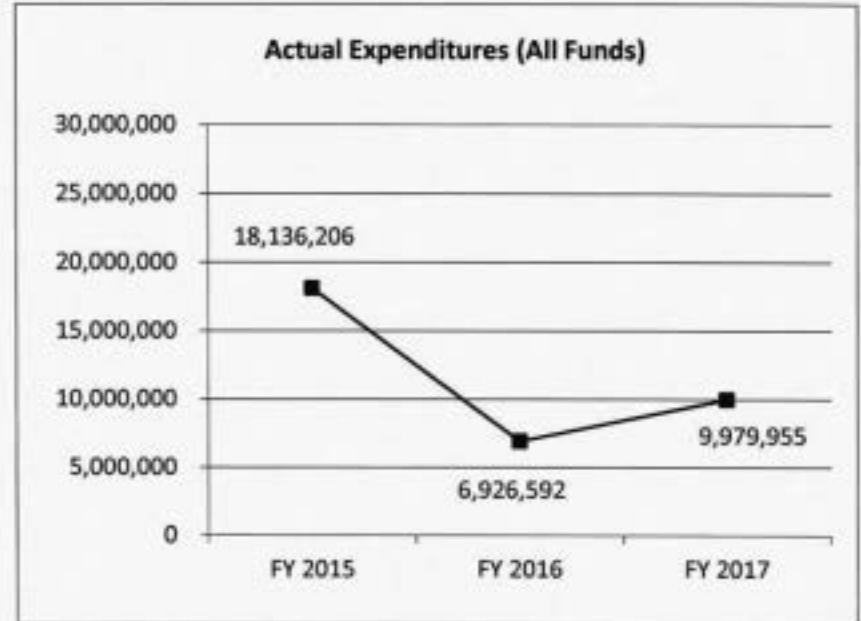
3. PROGRAM LISTING (list programs included in this core funding)

Student Loan Collection Payments

Department of Higher Education	Budget Unit <u>55712C</u>
Division of Student Loan Program	
Core - Collection Payments Transfer	HB Section <u>3.105</u>

4. FINANCIAL HISTORY

	FY 2015 Actual	FY 2016 Actual	FY 2017 Actual	FY 2018 Current Yr.
Appropriation (All Funds)	20,000,000	15,000,000	15,000,000	15,000,000
Less Reverted (All Funds)	0	0	0	0
Less Restricted (All Funds)	0	0	0	0
Budget Authority (All Funds)	20,000,000	15,000,000	15,000,000	N/A
Actual Expenditures (All Funds)	18,136,206	6,926,592	9,979,955	N/A
Unexpended (All Funds)	1,863,794	8,073,408	5,020,045	N/A
Unexpended, by Fund:				
General Revenue	0	0	0	N/A
Federal	0	0	0	N/A
Other	1,863,794	8,073,408	5,020,045	N/A



Reverted includes the statutory three-percent reserve amount (when applicable).

Restricted includes any Governor's Expenditure Restrictions which remained at the end of the fiscal year (when applicable).

NOTES:

CORE RECONCILIATION DETAIL

STATE
COLLECTION PAYMENTS TRANSFER

5. CORE RECONCILIATION DETAIL

	Budget Class	FTE	GR	Federal	Other	Total	Explanation
TAFP AFTER VETOES							
	TRF	0.00	0	0	15,000,000	15,000,000	
	Total	0.00	0	0	15,000,000	15,000,000	
DEPARTMENT CORE REQUEST							
	TRF	0.00	0	0	15,000,000	15,000,000	
	Total	0.00	0	0	15,000,000	15,000,000	
GOVERNOR'S RECOMMENDED CORE							
	TRF	0.00	0	0	15,000,000	15,000,000	
	Total	0.00	0	0	15,000,000	15,000,000	

DECISION ITEM SUMMARY

Budget Unit	FY 2017	FY 2017	FY 2018	FY 2018	FY 2019	FY 2019	FY 2019	FY 2019
Decision Item	ACTUAL	ACTUAL	BUDGET	BUDGET	DEPT REQ	DEPT REQ	GOV REC	GOV REC
Budget Object Summary	DOLLAR	FTE	DOLLAR	FTE	DOLLAR	FTE	DOLLAR	FTE
Fund								
COLLECTION PAYMENTS TRANSFER								
CORE								
FUND TRANSFERS								
FEDERAL STUDENT LOAN RESERVE	9,979,955	0.00	15,000,000	0.00	15,000,000	0.00	15,000,000	0.00
TOTAL - TRF	9,979,955	0.00	15,000,000	0.00	15,000,000	0.00	15,000,000	0.00
TOTAL	9,979,955	0.00	15,000,000	0.00	15,000,000	0.00	15,000,000	0.00
GRAND TOTAL	\$9,979,955	0.00	\$15,000,000	0.00	\$15,000,000	0.00	\$15,000,000	0.00

DECISION ITEM DETAIL

Budget Unit	FY 2017	FY 2017	FY 2018	FY 2018	FY 2019	FY 2019	FY 2019	FY 2019
Decision Item	ACTUAL	ACTUAL	BUDGET	BUDGET	DEPT REQ	DEPT REQ	GOV REC	GOV REC
Budget Object Class	DOLLAR	FTE	DOLLAR	FTE	DOLLAR	FTE	DOLLAR	FTE
COLLECTION PAYMENTS TRANSFER								
CORE								
TRANSFERS OUT	9,979,955	0.00	15,000,000	0.00	15,000,000	0.00	15,000,000	0.00
TOTAL - TRF	9,979,955	0.00	15,000,000	0.00	15,000,000	0.00	15,000,000	0.00
GRAND TOTAL	\$9,979,955	0.00	\$15,000,000	0.00	\$15,000,000	0.00	\$15,000,000	0.00
GENERAL REVENUE	\$0	0.00	\$0	0.00	\$0	0.00	\$0	0.00
FEDERAL FUNDS	\$0	0.00	\$0	0.00	\$0	0.00	\$0	0.00
OTHER FUNDS	\$9,979,955	0.00	\$15,000,000	0.00	\$15,000,000	0.00	\$15,000,000	0.00

PROGRAM DESCRIPTION

Department of Higher Education

HB Section(s): 3.105

Student Loan Collection Payments

Program is found in the following core budget(s): Collection Payments Transfer

1a. What strategic priority does this program address?

Promote higher education access and affordability

1b. What does this program do?

This appropriation authority request, which is part of the DHE Student Loan Program, enables the DHE to transfer the appropriate amount of collection revenues from and on behalf of defaulted borrowers, initially deposited in the Federal Student Loan Reserve Fund, to the Guaranty Agency Operating Fund as required by federal law. In addition, the appropriation allows the DHE to transfer 1% of principal and interest on delinquent loans from the Federal Student Loan Reserve Fund to the Guaranty Agency Operating Fund for default aversion assistance requests from lenders.

In fiscal year 2017, the DHE Student Loan Program and its contractors collected nearly \$77 million from defaulted borrowers on a defaulted loan inventory of over \$298 million. While the majority of these collection revenues are the property of the US Secretary of Education, the DHE Student Loan Program retains from 10 to 18.5 percent (depending on the collection type) of these revenues to pay collection related expenses, which includes collection agency commissions and other collection related expenses as described in the Federal Loan Compliance appropriation authority request. The DHE's share of collections for state fiscal year 2017 was approximately \$11 million. The DHE Student Loan Program pays collection commissions with the DHE's Operating Fund share of collection revenues described in this request. In fiscal year 2017, the program collected over 26 percent of its outstanding defaulted student loan portfolio through collection contractors.

Because of the Healthcare and Education Affordability Reconciliation Act enacted March 30, 2010 (Public Law 111-152), the DHE no longer has the authority to guarantee new federal student loans. However, the DHE Student Loan Program will continue to spend considerable time and effort trying to prevent borrowers from defaulting on their student loans. The program utilizes numerous methods to reduce student loan defaults including providing assistance to lenders when a loan becomes more than 60 days delinquent. In state fiscal year 2017, the loan program provided default aversion assistance to borrowers and their lenders for nearly 70,000 loans. Preventing defaults and collecting from defaulted borrowers is a critical part of protecting the state and federal fiscal interest.

2. What is the authorization for this program, i.e., federal or state statute, etc.? (Include the federal program number, if applicable.)

Federal Higher Education Act of 1965, as amended, 20 U.S.C. 1071, et seq.; 34 C.F.R. Parts 658 and 682; Sections 173.095 - 173.187, RSMo

3. Are there federal matching requirements? If yes, please explain.

No

4. Is this a federally mandated program? If yes, please explain.

No

PROGRAM DESCRIPTION

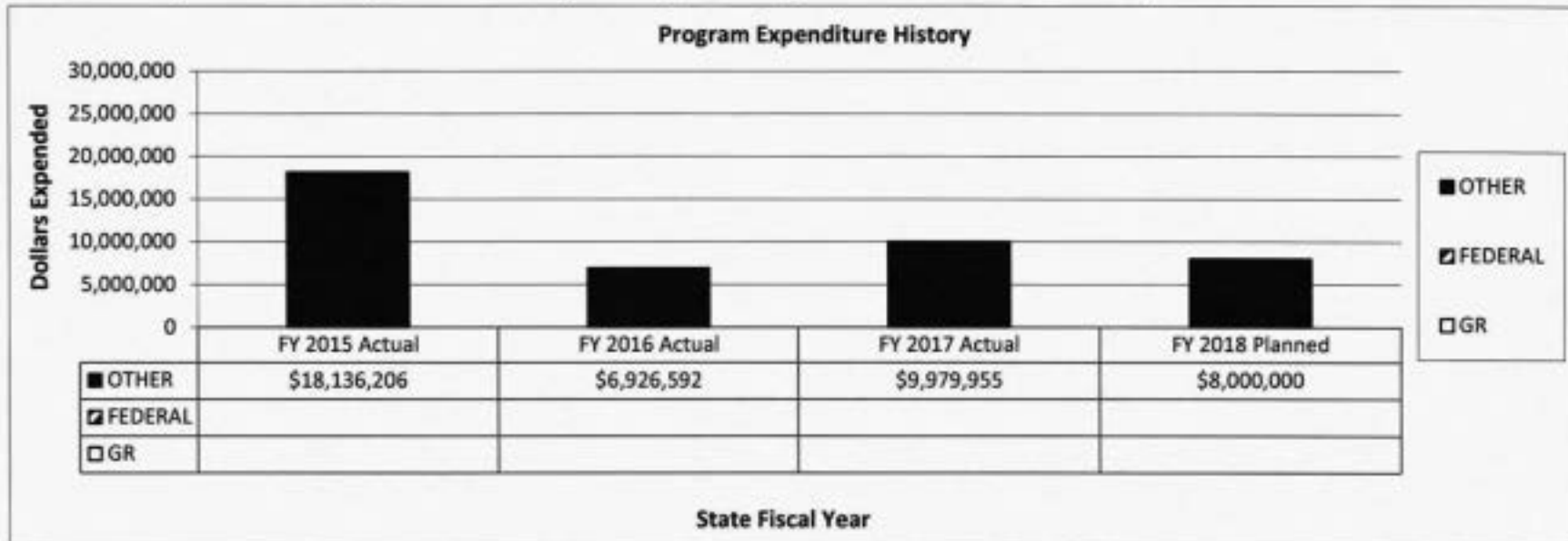
Department of Higher Education

HB Section(s): 3.105

Student Loan Collection Payments

Program is found in the following core budget(s): Collection Payments Transfer

5. Provide actual expenditures for the prior three fiscal years and planned expenditures for the current fiscal year.



6. What are the sources of the "Other " funds?

N/A

PROGRAM DESCRIPTION

Department of Higher Education

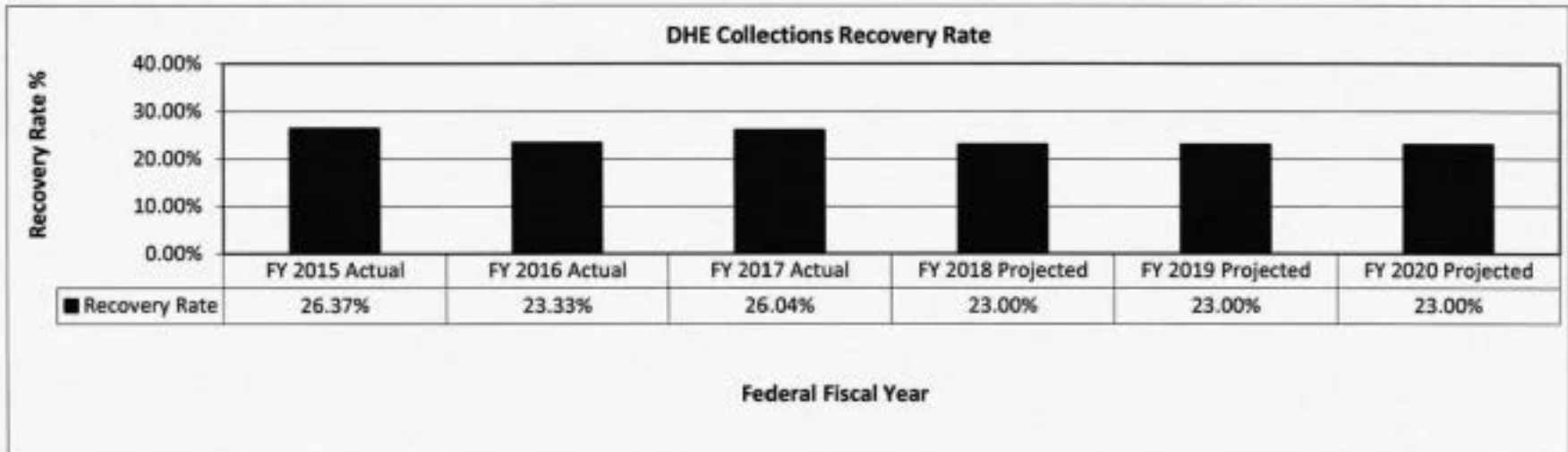
HB Section(s): 3.105

Student Loan Collection Payments

Program is found in the following core budget(s): Collection Payments Transfer

7a. Provide an effectiveness measure.

The recovery rate represents the percentage (%) of DHE's outstanding defaulted loan balances recovered through collections in a given year. The MDHE's baseline goal for next year is to recover 23 percent of its default portfolio, but hopes to recover 26%.



PROGRAM DESCRIPTION

Department of Higher Education

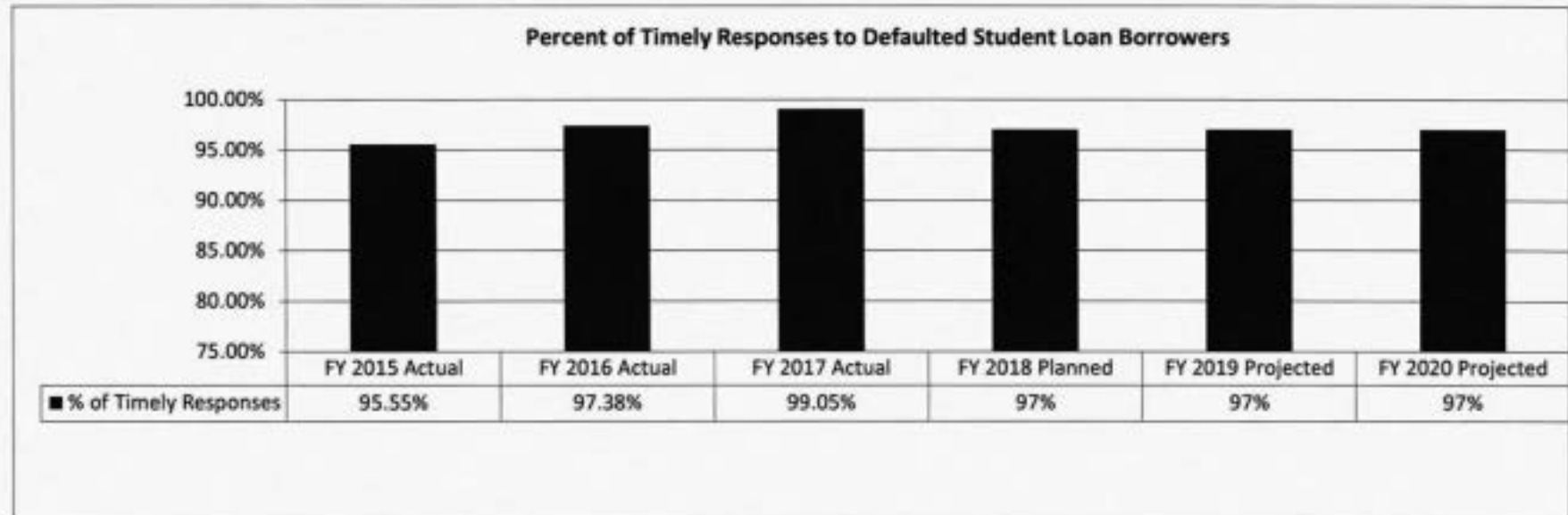
HB Section(s): 3.105

Student Loan Collection Payments

Program is found in the following core budget(s): Collection Payments Transfer

7b. Provide an efficiency measure.

The MDHE call center measures the time it takes to provide a letter to defaulted student loan borrowers who have requested information about their loans. A letter issued within 2 days of the request is considered a timely response. The percent of timely responses is shown in the chart below. The MDHE has established a baseline goal for this measure of a 97% timely response rate, but hopes to respond timely 99.3% of the time.



PROGRAM DESCRIPTION

Department of Higher Education

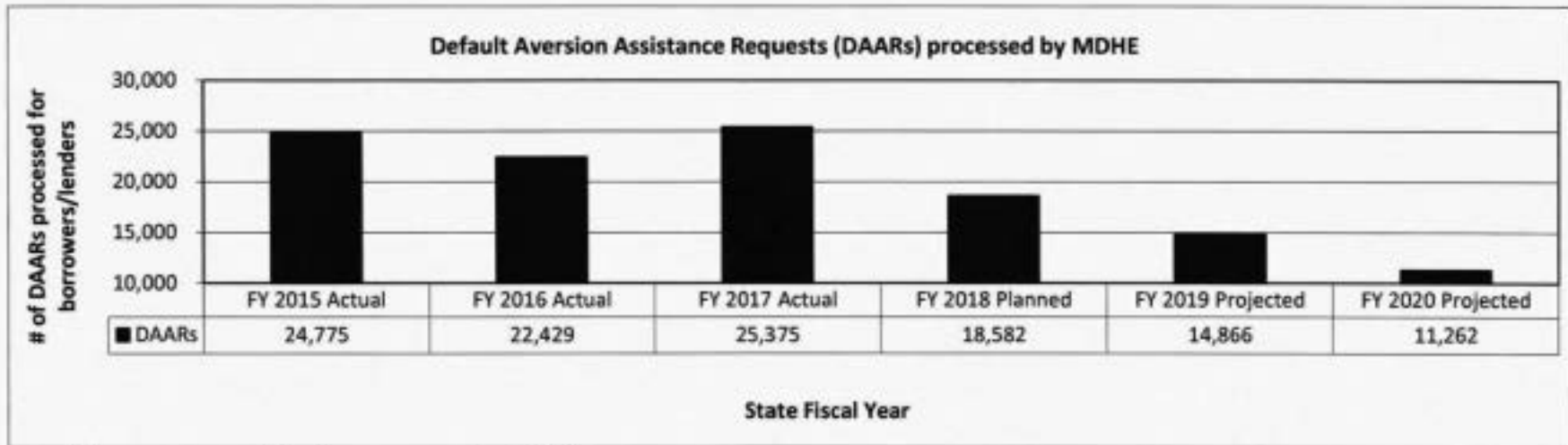
HB Section(s): 3.105

Student Loan Collection Payments

Program is found in the following core budget(s): Collection Payments Transfer

7c. Provide the number of clients/individuals served, if applicable.

DHE provides collections assistance to lenders for loans that become 60 days or more delinquent to try to avert default of the loan. NOTE: 2017 numbers are higher than anticipated due to a high number of borrowers becoming delinquent following a period of forbearance granted during a 2016 presidential disaster area declaration covering 33 Missouri counties.



7d. Provide a customer satisfaction measure, if available.

N/A

CORE DECISION ITEM

Department of Higher Education	Budget Unit	55717C
Division of Student Loan Program		
Core - Federal Student Loan Reserve Fund	HB Section	3.110

1. CORE FINANCIAL SUMMARY

	FY 2019 Budget Request						FY 2019 Governor's Recommendation				
	GR	Federal	Other	Total	E		GR	Federal	Other	Total	E
PS	0	0	0	0	0	PS	0	0	0	0	
EE	0	0	0	0	0	EE	0	0	0	0	
PSD	0	0	120,000,000	120,000,000		PSD	0	0	120,000,000	120,000,000	
TRF	0	0	0	0		TRF	0	0	0	0	
Total	0	0	120,000,000	120,000,000		Total	0	0	120,000,000	120,000,000	
FTE	0.00	0.00	0.00	0.00		FTE	0.00	0.00	0.00	0.00	

Est. Fringe	0	0	0	0
-------------	---	---	---	---

Note: Fringes budgeted in House Bill 5 except for certain fringes budgeted directly to MoDOT, Highway Patrol, and Conservation.

Est. Fringe	0	0	0	0
-------------	---	---	---	---

Note: Fringes budgeted in House Bill 5 except for certain fringes budgeted directly to MoDOT, Highway Patrol, and Conservation.

Other Funds: Federal Student Loan Reserve Fund (0881)

Other Funds: Federal Student Loan Reserve Fund (0881)

2. CORE DESCRIPTION

This fund is used to purchase loans from lenders and reimburse monies to the federal government as necessary. The US Department of Education (USDE) requires the DHE to purchase eligible loans from lenders within 45 to 90 days of the date a lender submits the purchase request. Effective December 1, 2015, the USDE began reimbursing the DHE for purchased loans at a rate of 100%. If the DHE cannot purchase loans timely due to inadequate appropriation authority, the USDE will not reimburse the DHE for the loan purchases and may revoke the DHE's authority to act as a guaranty agency for the Federal Family Education Loan Program.

Because of the Healthcare and Education Affordability Reconciliation Act enacted March 30, 2010 (Public Law 111-152), the authority to make or insure new loans under the FFEL Program ended June 30, 2010 as those loans will be disbursed through the Federal Direct Loan Program. The DHE will continue to purchase existing MDHE-guaranteed loans held by FFEL Program lenders. However, the DHE expects purchases of loans from lenders to eventually decline over the next several years with no new loan guarantees. Based on this decline, DHE initiated a core reduction of \$40,000,000 to this appropriation for fiscal year 2018 bringing the requested amount from \$160,000,000 to \$120,000,000. An appropriation of \$120,000,000 (federal funds) is required again for fiscal year 2019. The fund is the property of the federal government.

CORE DECISION ITEM

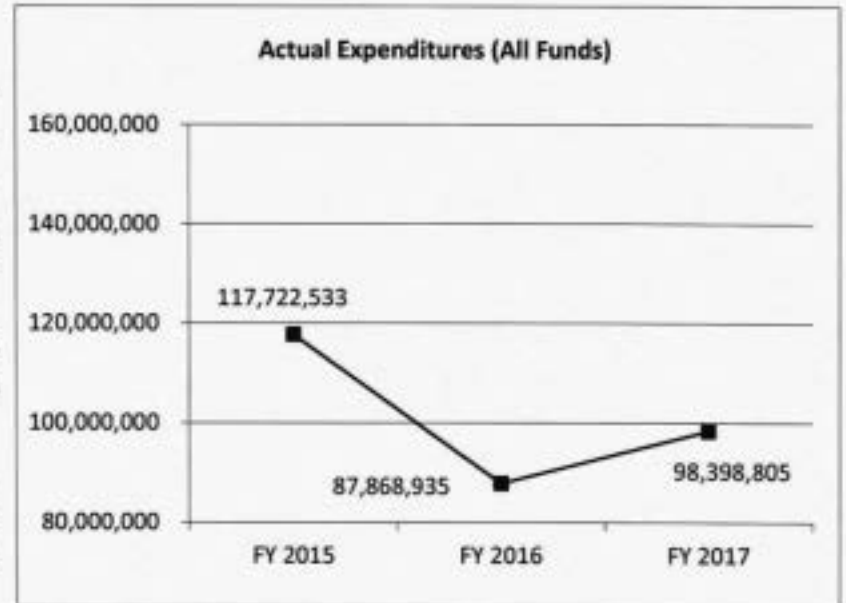
Department of Higher Education	Budget Unit	55717C
Division of Student Loan Program		
Core - Federal Student Loan Reserve Fund	HB Section	3.110

3. PROGRAM LISTING (list programs included in this core funding)

Federal Student Loan Reserve

4. FINANCIAL HISTORY

	FY 2015 Actual	FY 2016 Actual	FY 2017 Actual	FY 2018 Current Yr.
Appropriation (All Funds)	180,000,000	170,000,000	160,000,000	120,000,000
Less Reverted (All Funds)	0	0	0	0
Less Restricted (All Funds)	0	0	0	0
Budget Authority (All Funds)	180,000,000	170,000,000	160,000,000	N/A
Actual Expenditures (All Funds)	117,722,533	87,868,935	98,398,805	N/A
Unexpended (All Funds)	62,277,467	82,131,065	61,601,195	N/A
Unexpended, by Fund:				
General Revenue	0	0	0	N/A
Federal	0	0	0	N/A
Other	62,277,467	82,131,065	61,601,195	N/A



Reverted includes the statutory three-percent reserve amount (when applicable).

Restricted includes any Governor's Expenditure Restrictions which remained at the end of the fiscal year (when applicable).

NOTES:

CORE RECONCILIATION DETAIL

STATE
 LOAN PROGRAM REVOLVING FUND

5. CORE RECONCILIATION DETAIL

	Budget Class	FTE	GR	Federal	Other	Total	Explanation
TAFP AFTER VETOES							
	PD	0.00	0	0	120,000,000	120,000,000	
	Total	0.00	0	0	120,000,000	120,000,000	
DEPARTMENT CORE REQUEST							
	PD	0.00	0	0	120,000,000	120,000,000	
	Total	0.00	0	0	120,000,000	120,000,000	
GOVERNOR'S RECOMMENDED CORE							
	PD	0.00	0	0	120,000,000	120,000,000	
	Total	0.00	0	0	120,000,000	120,000,000	

DECISION ITEM SUMMARY

Budget Unit	FY 2017	FY 2017	FY 2018	FY 2018	FY 2019	FY 2019	FY 2019	FY 2019
Decision Item	ACTUAL	ACTUAL	BUDGET	BUDGET	DEPT REQ	DEPT REQ	GOV REC	GOV REC
Budget Object Summary	DOLLAR	FTE	DOLLAR	FTE	DOLLAR	FTE	DOLLAR	FTE
Fund								
LOAN PROGRAM REVOLVING FUND								
CORE								
PROGRAM-SPECIFIC								
FEDERAL STUDENT LOAN RESERVE	98,398,805	0.00	120,000,000	0.00	120,000,000	0.00	120,000,000	0.00
TOTAL - PD	98,398,805	0.00	120,000,000	0.00	120,000,000	0.00	120,000,000	0.00
TOTAL	98,398,805	0.00	120,000,000	0.00	120,000,000	0.00	120,000,000	0.00
GRAND TOTAL	\$98,398,805	0.00	\$120,000,000	0.00	\$120,000,000	0.00	\$120,000,000	0.00

DECISION ITEM DETAIL

Budget Unit	FY 2017	FY 2017	FY 2018	FY 2018	FY 2019	FY 2019	FY 2019	FY 2019
Decision Item	ACTUAL	ACTUAL	BUDGET	BUDGET	DEPT REQ	DEPT REQ	GOV REC	GOV REC
Budget Object Class	DOLLAR	FTE	DOLLAR	FTE	DOLLAR	FTE	DOLLAR	FTE
LOAN PROGRAM REVOLVING FUND								
CORE								
PROGRAM DISTRIBUTIONS	64,688,458	0.00	119,999,999	0.00	119,999,999	0.00	119,999,999	0.00
REFUNDS	33,710,347	0.00	1	0.00	1	0.00	1	0.00
TOTAL - PD	98,398,805	0.00	120,000,000	0.00	120,000,000	0.00	120,000,000	0.00
GRAND TOTAL	\$98,398,805	0.00	\$120,000,000	0.00	\$120,000,000	0.00	\$120,000,000	0.00
GENERAL REVENUE	\$0	0.00	\$0	0.00	\$0	0.00	\$0	0.00
FEDERAL FUNDS	\$0	0.00	\$0	0.00	\$0	0.00	\$0	0.00
OTHER FUNDS	\$98,398,805	0.00	\$120,000,000	0.00	\$120,000,000	0.00	\$120,000,000	0.00

PROGRAM DESCRIPTION

Department of Higher Education _____ Federal Student Loan Reserve _____ Program is found in the following core budget(s): Federal Student Loan Reserve Fund	HB Section(s): <u>3.110</u>
<p>1a. What strategic priority does this program address? Promote higher education access and affordability</p> <p>1b. What does this program do?</p> <p>This appropriation request is part of the DHE Student Loan Program. This request is used to purchase defaulted and discharged student loans from lenders and to return or reimburse monies to the federal government as necessary. The fund balance related to this appropriation is the property of the federal government.</p> <p>As an agent of the US Department of Education (USDE), the DHE Student Loan Program insures private commercial banks against loss from defaulted and discharged student loans. Lenders are insured at 97 to 98 percent of the outstanding principal and interest at time of default for defaulted loans, depending on the loan disbursement date and 100 percent for loans discharged due to death, disability, closed school and bankruptcy. DHE must review each claim filed by a lender to ensure the lender has complied with all federal laws and regulations throughout the life of the loan to that point. If the lender fails to comply with all federal and DHE Student Loan Program guidelines, the insurance claim will be denied and the lender loses the federal loan guarantee and must try to collect the loan. In FY17, the Student Loan Program reviewed and paid approximately 9,000 claims. As the result of changes implemented December 1, 2015 the DHE Student Loan Program is now reinsured by the federal government at 100 percent on all claim types.</p> <p>After purchasing defaulted loans, DHE attempts to recover the defaulted debt through various collection efforts. The proceeds from defaulted student loan collections are deposited into the Federal Student Loan Reserve Fund and the portion due to the Guaranty Agency Operating Fund is subsequently transferred to that fund.</p> <p>The enactment of the Healthcare and Education Affordability Reconciliation Act of 2010 (Public Law 111-152) makes it difficult for the DHE to predict future claim volume. As a result of the law, the DHE no longer has authority to guarantee new federal student loans effective June 30, 2010 as those loans are disbursed through the Federal Direct Loan Program. The DHE will continue to purchase existing DHE-guaranteed loans held by FFEL Program lenders. However, the DHE expects purchases of loans from lenders to eventually decline over the next several years with no new loan guarantees.</p>	
<p>2. What is the authorization for this program, i.e., federal or state statute, etc.? (Include the federal program number, if applicable.) Federal Higher Education Act of 1965, as amended, 20 U.S.C. 1071, et seq.; 34 C.F.R. Parts 658 and 682; Sections 173.095 - 173.187, RSMo</p>	
<p>3. Are there federal matching requirements? If yes, please explain. No</p>	
<p>4. Is this a federally mandated program? If yes, please explain. No</p>	

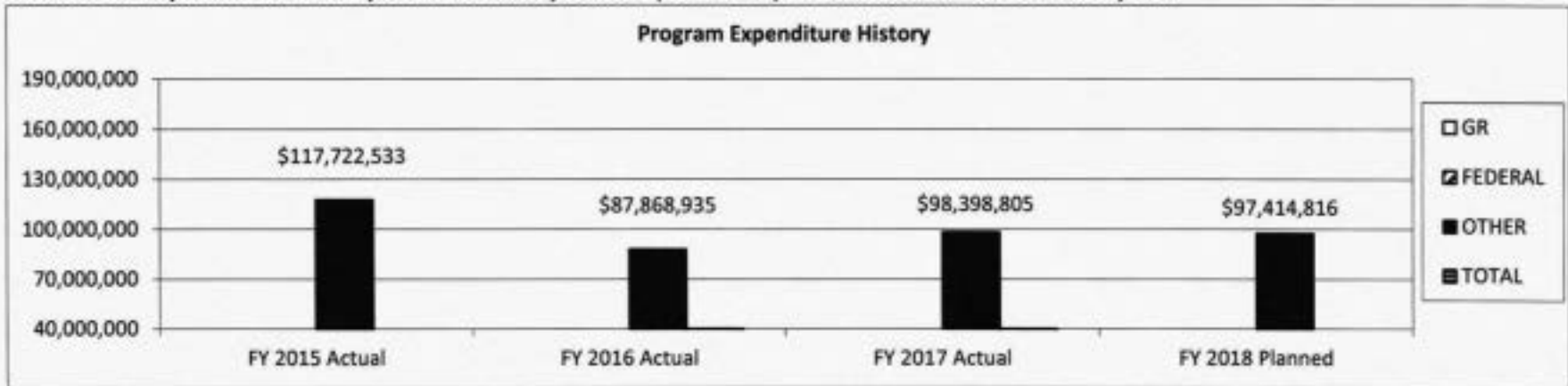
Department of Higher Education

HB Section(s): 3.110

Federal Student Loan Reserve

Program is found in the following core budget(s): Federal Student Loan Reserve Fund

5. Provide actual expenditures for the prior three fiscal years and planned expenditures for the current fiscal year.

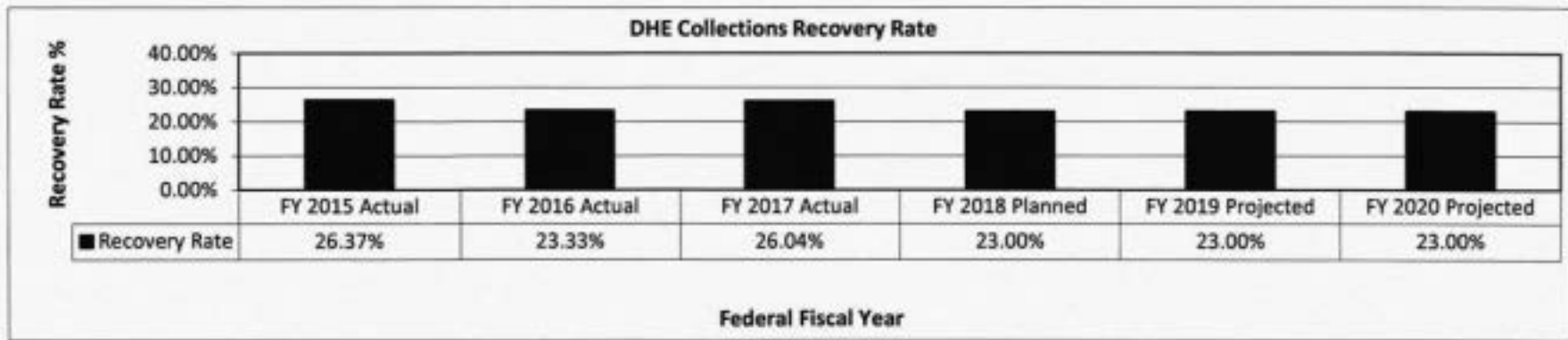


6. What are the sources of the "Other" funds?

Federal Student Loan Reserve Fund (0881)

7a. Provide an effectiveness measure.

The recovery rate represents the percentage (%) of DHE's outstanding defaulted loan balances recovered through collections in a given year. The MDHE's baseline goal for next year is to recover 23 percent of its default portfolio, but hopes to recover 26%. Although this measure does reflect the effectiveness of collections efforts, direct control over this metric is limited, so MDHE hopes to replace this measure with one demonstrating its effectiveness in helping defaulted borrowers regain eligibility for Title IV financial assistance.



Department of Higher Education

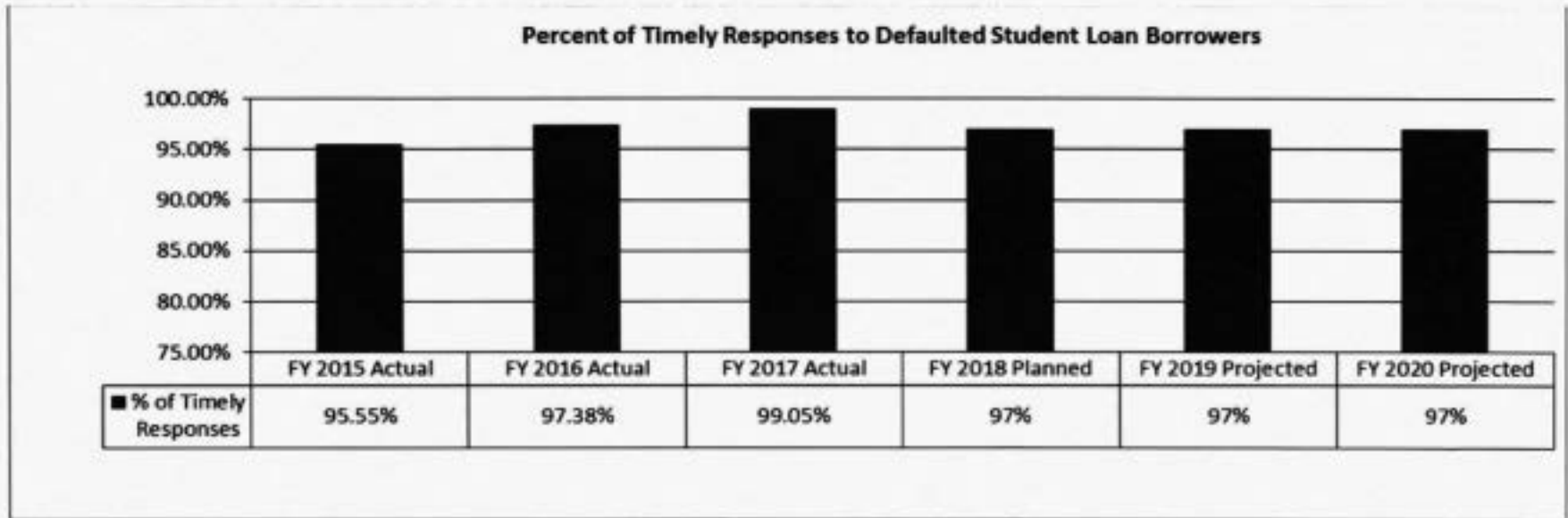
HB Section(s): 3.110

Federal Student Loan Reserve

Program is found in the following core budget(s): Federal Student Loan Reserve Fund

7b. Provide an efficiency measure.

The MDHE call center measures the time it takes to provide a letter to defaulted student loan borrowers who have requested information about their loans. A letter issued within 2 days of the request is considered a timely response. The percent of timely responses is shown in the chart below. The MDHE has established a baseline goal for this measure of a 97% timely response rate, but hopes to respond timely 99.3% of the time.




Department of Higher Education HB Section(s): 3.110

Federal Student Loan Reserve

Program is found in the following core budget(s): Federal Student Loan Reserve Fund

7c. Provide the number of clients/individuals served, if applicable.



7d. Provide a customer satisfaction measure, if available.

N/A

Department of Higher Education	Budget Unit	55720C
Division of Student Loan Program		
Core - Tax Refund Offset	HB Section	3.115

1. CORE FINANCIAL SUMMARY

	FY 2019 Budget Request					FY 2019 Governor's Recommendation			
	GR	Federal	Other	Total		GR	Federal	Other	Total
PS	0	0	0	0	PS	0	0	0	0
EE	0	0	0	0	EE	0	0	0	0
PSD	0	0	0	0	PSD	0	0	0	0
TRF	0	0	750,000	750,000	TRF	0	0	750,000	750,000
Total	0	0	750,000	750,000	Total	0	0	750,000	750,000
FTE	0.00	0.00	0.00	0.00	FTE	0.00	0.00	0.00	0.00

<i>Est. Fringe</i>	0	0	0	0
--------------------	---	---	---	---

Note: Fringes budgeted in House Bill 5 except for certain fringes budgeted directly to MoDOT, Highway Patrol, and Conservation.

<i>Est. Fringe</i>	0	0	0	0
--------------------	---	---	---	---

Note: Fringes budgeted in House Bill 5 except for certain fringes budgeted directly to MoDOT, Highway Patrol, and Conservation.

Other Funds: Debt Offset Escrow (0753)

2. CORE DESCRIPTION

This request for an appropriation of \$750,000 is necessary to enable the DHE to transfer defaulted borrowers' state income tax refunds to its Federal Fund. This appropriation request is part of the DHE Student Loan Program. Section 143.781, RSMo, authorizes the DHE to make tax refund offsets against debts owed to the state agency.

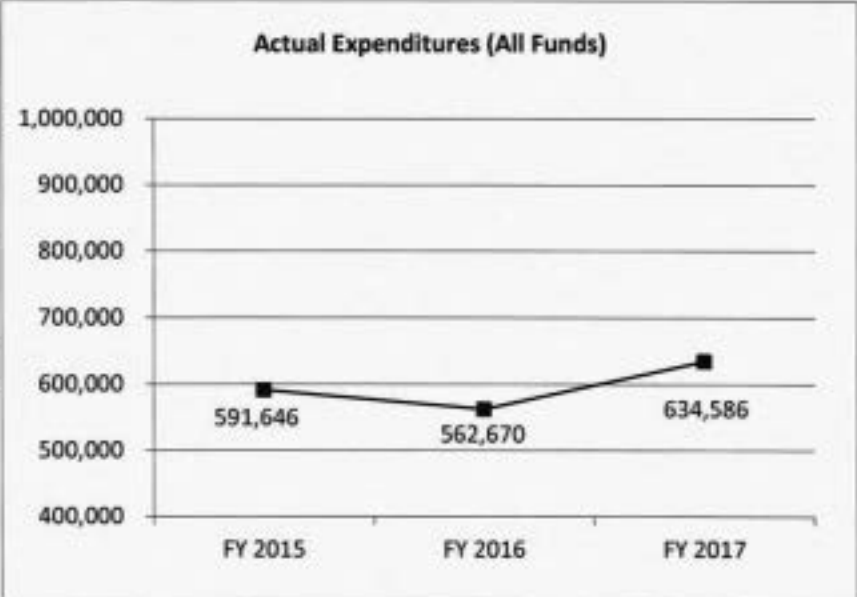
Department of Higher Education	Budget Unit	55720C
Division of Student Loan Program		
Core - Tax Refund Offset	HB Section	3.115

3. PROGRAM LISTING (list programs included in this core funding)

Loan Program Tax Refund Offset

4. FINANCIAL HISTORY

	FY 2015 Actual	FY 2016 Actual	FY 2017 Actual	FY 2018 Current Yr.
Appropriation (All Funds)	750,000	750,000	750,000	750,000
Less Reverted (All Funds)	0	0	0	0
Less Restricted (All Funds)	0	0	0	0
Budget Authority (All Funds)	750,000	750,000	750,000	N/A
Actual Expenditures (All Funds)	591,646	562,670	634,586	N/A
Unexpended (All Funds)	158,354	187,330	115,414	N/A
Unexpended, by Fund:				
General Revenue	0	0	0	N/A
Federal	0	0	0	N/A
Other	158,354	187,330	115,414	N/A



Reverted includes the statutory three-percent reserve amount (when applicable).
 Restricted includes any Governor's Expenditure Restrictions which remained at the end of the fiscal year (when applicable).

NOTES:

CORE RECONCILIATION DETAIL

STATE

LOAN PROGRAM TAX REFUND OFFSE

5. CORE RECONCILIATION DETAIL

	Budget Class	FTE	GR	Federal	Other	Total	Explanation
TAFP AFTER VETOES							
	TRF	0.00	0	0	750,000	750,000	
	Total	0.00	0	0	750,000	750,000	
DEPARTMENT CORE REQUEST							
	TRF	0.00	0	0	750,000	750,000	
	Total	0.00	0	0	750,000	750,000	
GOVERNOR'S RECOMMENDED CORE							
	TRF	0.00	0	0	750,000	750,000	
	Total	0.00	0	0	750,000	750,000	

DECISION ITEM SUMMARY

Budget Unit	FY 2017	FY 2017	FY 2018	FY 2018	FY 2019	FY 2019	FY 2019	FY 2019
Decision Item	ACTUAL	ACTUAL	BUDGET	BUDGET	DEPT REQ	DEPT REQ	GOV REC	GOV REC
Budget Object Summary	DOLLAR	FTE	DOLLAR	FTE	DOLLAR	FTE	DOLLAR	FTE
Fund								
LOAN PROGRAM TAX REFUND OFFSE								
CORE								
PROGRAM-SPECIFIC								
DEBT OFFSET ESCROW	634,586	0.00	0	0.00	0	0.00	0	0.00
TOTAL - PD	634,586	0.00	0	0.00	0	0.00	0	0.00
FUND TRANSFERS								
DEBT OFFSET ESCROW	0	0.00	750,000	0.00	750,000	0.00	750,000	0.00
TOTAL - TRF	0	0.00	750,000	0.00	750,000	0.00	750,000	0.00
TOTAL	634,586	0.00	750,000	0.00	750,000	0.00	750,000	0.00
GRAND TOTAL	\$634,586	0.00	\$750,000	0.00	\$750,000	0.00	\$750,000	0.00

DECISION ITEM DETAIL

Budget Unit	FY 2017	FY 2017	FY 2018	FY 2018	FY 2019	FY 2019	FY 2019	FY 2019
Decision Item	ACTUAL	ACTUAL	BUDGET	BUDGET	DEPT REQ	DEPT REQ	GOV REC	GOV REC
Budget Object Class	DOLLAR	FTE	DOLLAR	FTE	DOLLAR	FTE	DOLLAR	FTE
LOAN PROGRAM TAX REFUND OFFSE								
CORE								
REFUNDS	634,586	0.00	0	0.00	0	0.00	0	0.00
TOTAL - PD	634,586	0.00	0	0.00	0	0.00	0	0.00
TRANSFERS OUT	0	0.00	750,000	0.00	750,000	0.00	750,000	0.00
TOTAL - TRF	0	0.00	750,000	0.00	750,000	0.00	750,000	0.00
GRAND TOTAL	\$634,586	0.00	\$750,000	0.00	\$750,000	0.00	\$750,000	0.00
GENERAL REVENUE	\$0	0.00	\$0	0.00	\$0	0.00	\$0	0.00
FEDERAL FUNDS	\$0	0.00	\$0	0.00	\$0	0.00	\$0	0.00
OTHER FUNDS	\$634,586	0.00	\$750,000	0.00	\$750,000	0.00	\$750,000	0.00

Department of Higher Education	Budget Unit <u>55732C</u>
Division of Student Loan Program	
Core - Transfer to Federal Student Loan Reserve Fund	HB Section <u>3.120</u>

1. CORE FINANCIAL SUMMARY

	FY 2019 Budget Request						FY 2019 Governor's Recommendation				
	GR	Federal	Other	Total	E		GR	Federal	Other	Total	E
TRF	0	0	1,000,000	1,000,000		TRF	0	0	1,000,000	1,000,000	
Total	0	0	1,000,000	1,000,000		Total	0	0	1,000,000	1,000,000	
FTE	0.00	0.00	0.00	0.00		FTE	0.00	0.00	0.00	0.00	
<i>Est. Fringe</i>	0	0	0	0		<i>Est. Fringe</i>	0	0	0	0	
<i>Note: Fringes budgeted in House Bill 5 except for certain fringes budgeted directly to MoDOT, Highway Patrol, and Conservation.</i>						<i>Note: Fringes budgeted in House Bill 5 except for certain fringes budgeted directly to MoDOT, Highway Patrol, and Conservation.</i>					

Other Funds: Guaranty Agency Operating Fund (0880)

Other Funds: Guaranty Agency Operating Fund (0880)

2. CORE DESCRIPTION

The Higher Education Amendments (HEA) of 1998 require guaranty agencies to deposit certain percentages of payments received from defaulted borrowers into the Federal Reserve Fund, which is the property of the federal government. All amounts collected from defaulted borrowers are first deposited into the Federal Reserve Fund, with DHE's portion transferred out into the Guaranty Agency Operating Fund. Due to reconciling items, it is sometimes necessary to transfer funds back to the Federal Fund. In addition, the HEA also requires the DHE to ensure that the Federal Reserve Fund has cash flow sufficient to pay claims to lenders and meet federally mandated reserve levels, so at times it may be necessary to transfer an amount from the Guaranty Agency Operating Fund (0880) to the Federal Fund to maintain the minimum reserve level.

Although this appropriation is infrequently used, this request for a transfer appropriation of \$1,000,000 is necessary to ensure federal compliance in the event that the DHE is required to transfer money to the Federal Reserve Fund from the Guaranty Operating Fund in order to make adjustments to collections from defaulted borrowers and to ensure that the Federal Fund has sufficient cash flow to meet obligations and minimum reserve levels.

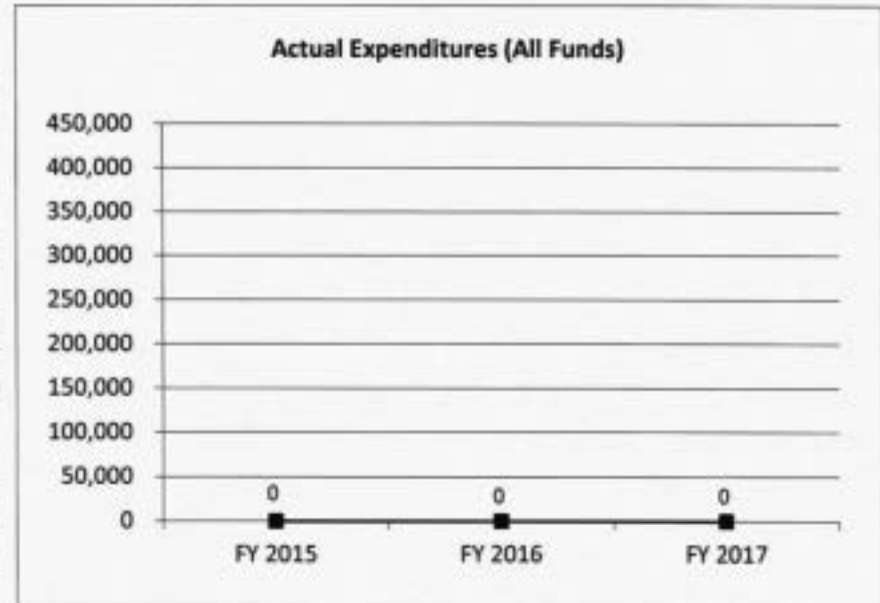
Department of Higher Education	Budget Unit	55732C
Division of Student Loan Program		
Core - Transfer to Federal Student Loan Reserve Fund	HB Section	3.120

3. PROGRAM LISTING (list programs included in this core funding)

Federal Student Loan Reserve

4. FINANCIAL HISTORY

	FY 2015 Actual	FY 2016 Actual	FY 2017 Actual	FY 2018 Current Yr.
Appropriation (All Funds)	1,000,000	1,000,000	1,000,000	1,000,000
Less Reverted (All Funds)	0	0	0	0
Less Restricted (All Funds)	0	0	0	0
Budget Authority (All Funds)	1,000,000	1,000,000	1,000,000	N/A
Actual Expenditures (All Funds)	0	0	0	N/A
Unexpended (All Funds)	1,000,000	1,000,000	1,000,000	N/A
Unexpended, by Fund:				
General Revenue	0	0	0	N/A
Federal	0	0	0	N/A
Other	1,000,000	1,000,000	1,000,000	N/A



Reverted includes the statutory three-percent reserve amount (when applicable).

Restricted includes any Governor's Expenditure Restrictions which remained at the end of the fiscal year (when applicable).

NOTES:

CORE RECONCILIATION DETAIL

STATE

GUARANTY AGENCY OPER-TRANSFER

5. CORE RECONCILIATION DETAIL

	Budget Class	FTE	GR	Federal	Other	Total	Explanation
TAFP AFTER VETOES							
	TRF	0.00	0	0	1,000,000	1,000,000	
	Total	0.00	0	0	1,000,000	1,000,000	
DEPARTMENT CORE REQUEST							
	TRF	0.00	0	0	1,000,000	1,000,000	
	Total	0.00	0	0	1,000,000	1,000,000	
GOVERNOR'S RECOMMENDED CORE							
	TRF	0.00	0	0	1,000,000	1,000,000	
	Total	0.00	0	0	1,000,000	1,000,000	

DECISION ITEM SUMMARY

Budget Unit	FY 2017	FY 2017	FY 2018	FY 2018	FY 2019	FY 2019	FY 2019	FY 2019
Decision Item	ACTUAL	ACTUAL	BUDGET	BUDGET	DEPT REQ	DEPT REQ	GOV REC	GOV REC
Budget Object Summary	DOLLAR	FTE	DOLLAR	FTE	DOLLAR	FTE	DOLLAR	FTE
Fund								
GUARANTY AGENCY OPER-TRANSFER								
CORE								
FUND TRANSFERS								
GUARANTY AGENCY OPERATING	0	0.00	1,000,000	0.00	1,000,000	0.00	1,000,000	0.00
TOTAL - TRF	0	0.00	1,000,000	0.00	1,000,000	0.00	1,000,000	0.00
TOTAL	0	0.00	1,000,000	0.00	1,000,000	0.00	1,000,000	0.00
GRAND TOTAL	\$0	0.00	\$1,000,000	0.00	\$1,000,000	0.00	\$1,000,000	0.00

DECISION ITEM DETAIL

Budget Unit	FY 2017	FY 2017	FY 2018	FY 2018	FY 2019	FY 2019	FY 2019	FY 2019
Decision Item	ACTUAL	ACTUAL	BUDGET	BUDGET	DEPT REQ	DEPT REQ	GOV REC	GOV REC
Budget Object Class	DOLLAR	FTE	DOLLAR	FTE	DOLLAR	FTE	DOLLAR	FTE
GUARANTY AGENCY OPER-TRANSFER								
CORE								
TRANSFERS OUT	0	0.00	1,000,000	0.00	1,000,000	0.00	1,000,000	0.00
TOTAL - TRF	0	0.00	1,000,000	0.00	1,000,000	0.00	1,000,000	0.00
GRAND TOTAL	\$0	0.00	\$1,000,000	0.00	\$1,000,000	0.00	\$1,000,000	0.00
GENERAL REVENUE	\$0	0.00	\$0	0.00	\$0	0.00	\$0	0.00
FEDERAL FUNDS	\$0	0.00	\$0	0.00	\$0	0.00	\$0	0.00
OTHER FUNDS	\$0	0.00	\$1,000,000	0.00	\$1,000,000	0.00	\$1,000,000	0.00

PROGRAM DESCRIPTION

Department of Higher Education

HB Section(s): 3.120

Federal Student Loan Reserve

Program is found in the following core budget(s): Transfer to Federal Student Loan Reserve Fund

1a. What strategic priority does this program address?

Promote higher education access and affordability

1b. What does this program do?

This program allows DHE to transfer funds from the Guaranty Agency Operating Fund to the Federal Reserve Fund in order to make adjustments to the federal government's share of collections on defaulted student loans and to maintain minimum reserve levels. This request is part of the DHE Student Loan Program.

2. What is the authorization for this program, i.e., federal or state statute, etc.? (Include the federal program number, if applicable.)

Federal Higher Education Act of 1965, as amended, 20 U.S.C. 1071, et seq.; 34 C.F.R. Parts 658 and 682; Sections 173.095 - 173.187, RSMo


3. Are there federal matching requirements? If yes, please explain.

No

4. Is this a federally mandated program? If yes, please explain.

No

5. Provide actual expenditures for the prior three fiscal years and planned expenditures for the current fiscal year.



PROGRAM DESCRIPTION

Department of Higher Education	HB Section(s): <u>3.120</u>
Federal Student Loan Reserve	
Program is found in the following core budget(s): Transfer to Federal Student Loan Reserve Fund	
6. What are the sources of the "Other " funds? Guaranty Agency Operating Fund (0880)	
7a. Provide an effectiveness measure. N/A	
7b. Provide an efficiency measure. N/A	
7c. Provide the number of clients/individuals served, if applicable. N/A	
7d. Provide a customer satisfaction measure, if available. N/A	

THIS PAGE INTENTIONALLY LEFT BLANK

CORE DECISION ITEM

Department of Higher Education	Budget Unit <u>55729C</u>
Division of Missouri Student Grants and Scholarships	
Core - College Preparation Program	HB Section <u>3.116</u>

1. CORE FINANCIAL SUMMARY

	FY 2019 Budget Request						FY 2019 Governor's Recommendation				
	GR	Federal	Other	Total	E		GR	Federal	Other	Total	E
PS	0	0	0	0		PS	0	0	0	0	
EE	0	0	0	0		EE	0	0	0	0	
PSD	100,000	0	0	100,000		PSD	0	0	0	0	
Total	100,000	0	0	100,000		Total	0	0	0	0	
FTE	0.00	0.00	0.00	0.00		FTE	0.00	0.00	0.00	0.00	

<i>Est. Fringe</i>	0	0	0	0
--------------------	---	---	---	---

Note: Fringes budgeted in House Bill 5 except for certain fringes budgeted directly to MoDOT, Highway Patrol, and Conservation.

<i>Est. Fringe</i>	0	0	0	0
--------------------	---	---	---	---

Note: Fringes budgeted in House Bill 5 except for certain fringes budgeted directly to MoDOT, Highway Patrol, and Conservation.

Other Funds:

Other Funds:

2. CORE DESCRIPTION

College access and success programming for under-resourced students in high school and college. Programming elements include holistic support in the areas of academic enrichment, social supports, life skills, and career readiness.

CORE DECISION ITEM

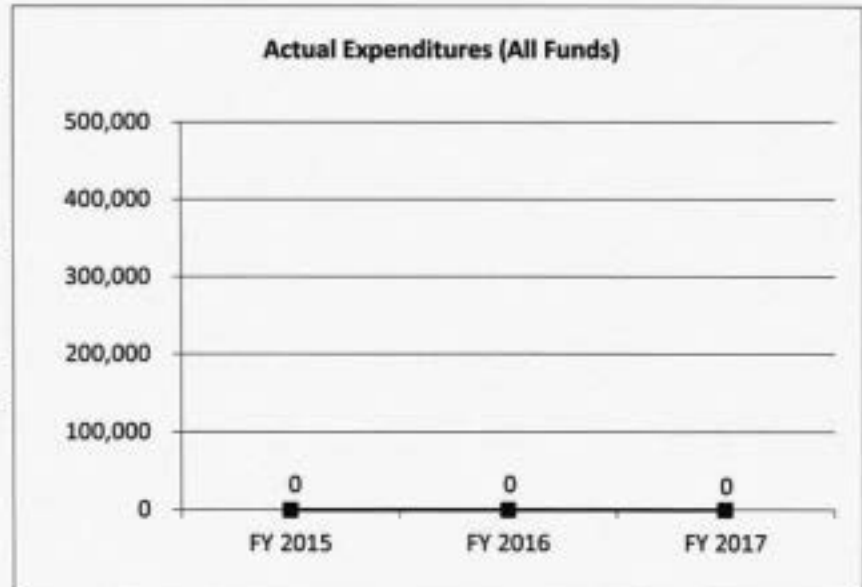
<u>Department of Higher Education</u>	Budget Unit <u>55729C</u>
<u>Division of Missouri Student Grants and Scholarships</u>	
<u>Core - College Preparation Program</u>	HB Section <u>3.116</u>

3. PROGRAM LISTING (list programs included in this core funding)

College Preparation Program

4. FINANCIAL HISTORY

	FY 2015 Actual	FY 2016 Actual	FY 2017 Actual	FY 2018 Current Yr.
Appropriation (All Funds)	0	0	450,000	100,000
Less Reverted (All Funds)	0	0	0	0
Less Restricted (All Funds)*	0	0	(450,000)	(100,000)
Budget Authority (All Funds)	0	0	0	N/A
Actual Expenditures (All Funds)	0	0	0	N/A
Unexpended (All Funds)	0	0	0	N/A
Unexpended, by Fund:				
General Revenue	0	0	0	N/A
Federal	0	0	0	N/A
Other	0	0	0	N/A



*Restricted amount is as of 9/15/17

Reverted includes the statutory three-percent reserve amount (when applicable).

Restricted includes any Governor's Expenditure Restrictions which remained at the end of the fiscal year (when applicable).

NOTES:

CORE RECONCILIATION DETAIL

STATE
COLLEGE PREPARATION PROGRAM

5. CORE RECONCILIATION DETAIL

	Budget Class	FTE	GR	Federal	Other	Total	Explanation
TAFP AFTER VETOES							
	PD	0.00	100,000	0	0	100,000	
	Total	0.00	100,000	0	0	100,000	
DEPARTMENT CORE REQUEST							
	PD	0.00	100,000	0	0	100,000	
	Total	0.00	100,000	0	0	100,000	
GOVERNOR'S ADDITIONAL CORE ADJUSTMENTS							
Core Reduction	1781 2095	PD	0.00	(100,000)	0	0	(100,000)
NET GOVERNOR CHANGES			0.00	(100,000)	0	0	(100,000)
GOVERNOR'S RECOMMENDED CORE							
	PD	0.00	0	0	0	0	
	Total	0.00	0	0	0	0	

DECISION ITEM SUMMARY

Budget Unit	FY 2017	FY 2017	FY 2018	FY 2018	FY 2019	FY 2019	FY 2019	FY 2019
Decision Item	ACTUAL	ACTUAL	BUDGET	BUDGET	DEPT REQ	DEPT REQ	GOV REC	GOV REC
Budget Object Summary	DOLLAR	FTE	DOLLAR	FTE	DOLLAR	FTE	DOLLAR	FTE
Fund								
COLLEGE PREPARATION PROGRAM								
CORE								
PROGRAM-SPECIFIC								
GENERAL REVENUE	0	0.00	100,000	0.00	100,000	0.00	0	0.00
TOTAL - PD	0	0.00	100,000	0.00	100,000	0.00	0	0.00
TOTAL	0	0.00	100,000	0.00	100,000	0.00	0	0.00
GRAND TOTAL	\$0	0.00	\$100,000	0.00	\$100,000	0.00	\$0	0.00

DECISION ITEM DETAIL

Budget Unit	FY 2017	FY 2017	FY 2018	FY 2018	FY 2019	FY 2019	FY 2019	FY 2019
Decision Item	ACTUAL	ACTUAL	BUDGET	BUDGET	DEPT REQ	DEPT REQ	GOV REC	GOV REC
Budget Object Class	DOLLAR	FTE	DOLLAR	FTE	DOLLAR	FTE	DOLLAR	FTE
COLLEGE PREPARATION PROGRAM								
CORE								
PROGRAM DISTRIBUTIONS	0	0.00	100,000	0.00	100,000	0.00	0	0.00
TOTAL - PD	0	0.00	100,000	0.00	100,000	0.00	0	0.00
GRAND TOTAL	\$0	0.00	\$100,000	0.00	\$100,000	0.00	\$0	0.00
GENERAL REVENUE	\$0	0.00	\$100,000	0.00	\$100,000	0.00		0.00
FEDERAL FUNDS	\$0	0.00	\$0	0.00	\$0	0.00		0.00
OTHER FUNDS	\$0	0.00	\$0	0.00	\$0	0.00		0.00

PROGRAM DESCRIPTION

Department of Higher Education HB Section(s): 3.116

College Preparation Program

Program is found in the following core budget(s): Division of Missouri Student Grants and Scholarships

1a. What strategic priority does this program address?

Low-income, first generation student degree attainment

1b. What does this program do?

Provide low-income, first generation students in Missouri with the academic enrichment, social support, and life skills needed to succeed in college and careers. Services are highly individualistic and comprehensive to include classroom instruction and one-on-one coaching. Students served consist of both high school and collegian students.

2. What is the authorization for this program, i.e., federal or state statute, etc.? (Include the federal program number, if applicable.)

House Bill 2003 (2016)/House Bill 2003 (2017)


3. Are there federal matching requirements? If yes, please explain.

N/A

4. Is this a federally mandated program? If yes, please explain.

N/A

5. Provide actual expenditures for the prior three fiscal years and planned expenditures for the current fiscal year.



*Net of full expenditure restriction

6. What are the sources of the "Other " funds?

N/A

PROGRAM DESCRIPTION

345

Department of Higher Education

HB Section(s): 3.116

College Preparation Program

Program is found in the following core budget(s): Division of Missouri Student Grants and Scholarships

Measures will be determined upon implementation of the program but could potentially include those listed below.

7a. Provide an effectiveness measure.

% of low-income, first generation students receiving services that graduate high school

% of low-income, first generation students receiving services that matriculate to college

% of low-income, first generation students receiving services that graduate college in 6 years

7b. Provide an efficiency measure.

Operating cost per student

Cost per student graduated

7c. Provide the number of clients/individuals served, if applicable.

Over 650 students are estimated to receive services provided through these funds.

7d. Provide a customer satisfaction measure, if available.

N/A

CORE DECISION ITEM

Department of Higher Education	Budget Unit <u>57683C</u>
Division of Four-year Colleges and Universities	
Core - University of Missouri - UMKC/MSU Pharmacy Doctorate Program	HB Section <u>3.125</u>

1. CORE FINANCIAL SUMMARY

	FY 2019 Budget Request						FY 2019 Governor's Recommendation				
	GR	Federal	Other	Total	E		GR	Federal	Other	Total	E
PS	0	0	0	0		PS	0	0	0	0	
EE	0	0	0	0		EE	0	0	0	0	
PSD	1,000,000	0	0	1,000,000		PSD	0	0	0	0	
Total	1,000,000	0	0	1,000,000		Total	0	0	0	0	
FTE	0.00	0.00	0.00	0.00		FTE	0.00	0.00	0.00	0.00	

<i>Est. Fringe</i>	0	0	0	0
--------------------	---	---	---	---

Note: Fringes budgeted in House Bill 5 except for certain fringes budgeted directly to MoDOT, Highway Patrol, and Conservation.

<i>Est. Fringe</i>	0	0	0	0
--------------------	---	---	---	---

Note: Fringes budgeted in House Bill 5 except for certain fringes budgeted directly to MoDOT, Highway Patrol, and Conservation.

Other Funds:

Other Funds:

2. CORE DESCRIPTION

This request is for continuation of the core funding for a satellite Doctor of Pharmacy program developed by the University of Missouri - Kansas City (UMKC) at Missouri State University (MSU). This funding allows students to be admitted to the joint program to increase the number of licensed pharmacists. The sustaining appropriation supports the additional personnel and distance education costs for the program. The staffing and distance education are part of UMKC's budget. The pharmacy students on the MSU campus are registered at UMKC, are considered and treated as UMKC students, but receive student services at MSU.

The satellite program admits up to 30 students/class, and the first class of students was admitted in Fall 2014.

CORE DECISION ITEM

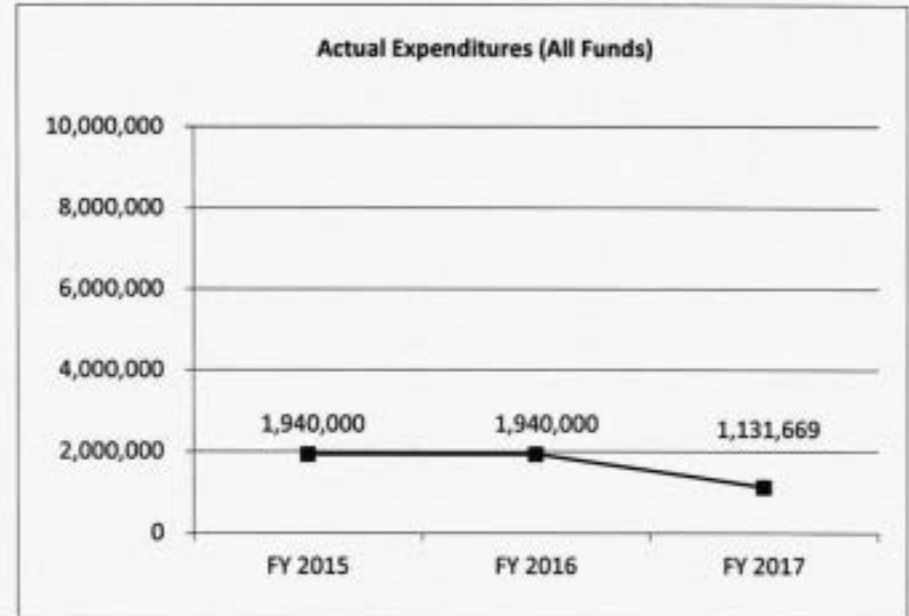
<u>Department of Higher Education</u>	<u>Budget Unit</u>	<u>57683C</u>
<u>Division of Four-year Colleges and Universities</u>		
<u>Core - University of Missouri - UMKC/MSU Pharmacy Doctorate Program</u>	<u>HB Section</u>	<u>3.125</u>

3. PROGRAM LISTING (list programs included in this core funding)

UMKC/MSU Pharmacy Doctorate Program

4. FINANCIAL HISTORY

	<u>FY 2015</u>	<u>FY 2016</u>	<u>FY 2017</u>	<u>FY 2018</u>
	<u>Actual</u>	<u>Actual</u>	<u>Actual</u>	<u>Current Yr.</u>
Appropriation (All Funds)	2,000,000	2,000,000	2,000,000	1,000,000
Less Reverted (All Funds)	(60,000)	(60,000)	(60,000)	
Less Restricted (All Funds)*	0	0	(808,331)	(1,000,000)
Budget Authority (All Funds)	1,940,000	1,940,000	1,131,669	N/A
Actual Expenditures (All Funds)	1,940,000	1,940,000	1,131,669	N/A
Unexpended (All Funds)	0	0	0	N/A
Unexpended, by Fund:				
General Revenue	0	0	0	N/A
Federal	0	0	0	N/A
Other	0	0	0	N/A



*Restricted amount is as of 9/15/17

Reverted includes the statutory three-percent reserve amount (when applicable).

Restricted includes any Governor's Expenditure Restrictions which remained at the end of the fiscal year (when applicable).

NOTES:

CORE RECONCILIATION DETAIL

STATE

DOCTORATE PHARMACY PROGRAM

5. CORE RECONCILIATION DETAIL

	Budget Class	FTE	GR	Federal	Other	Total	Explanation
TAFP AFTER VETOES							
	PD	0.00	1,000,000	0	0	1,000,000	
	Total	0.00	1,000,000	0	0	1,000,000	
DEPARTMENT CORE REQUEST							
	PD	0.00	1,000,000	0	0	1,000,000	
	Total	0.00	1,000,000	0	0	1,000,000	
GOVERNOR'S ADDITIONAL CORE ADJUSTMENTS							
Core Reduction	1782 7638	PD	0.00	(1,000,000)	0	0	(1,000,000)
NET GOVERNOR CHANGES			0.00	(1,000,000)	0	0	(1,000,000)
GOVERNOR'S RECOMMENDED CORE							
	PD	0.00	0	0	0	0	
	Total	0.00	0	0	0	0	

DECISION ITEM SUMMARY

Budget Unit	FY 2017	FY 2017	FY 2018	FY 2018	FY 2019	FY 2019	FY 2019	FY 2019
Decision Item	ACTUAL	ACTUAL	BUDGET	BUDGET	DEPT REQ	DEPT REQ	GOV REC	GOV REC
Budget Object Summary	DOLLAR	FTE	DOLLAR	FTE	DOLLAR	FTE	DOLLAR	FTE
Fund								
DOCTORATE PHARMACY PROGRAM								
CORE								
PROGRAM-SPECIFIC								
GENERAL REVENUE	1,131,669	0.00	1,000,000	0.00	1,000,000	0.00	0	0.00
TOTAL - PD	1,131,669	0.00	1,000,000	0.00	1,000,000	0.00	0	0.00
TOTAL	1,131,669	0.00	1,000,000	0.00	1,000,000	0.00	0	0.00
GRAND TOTAL	\$1,131,669	0.00	\$1,000,000	0.00	\$1,000,000	0.00	\$0	0.00

DECISION ITEM DETAIL

Budget Unit	FY 2017	FY 2017	FY 2018	FY 2018	FY 2019	FY 2019	FY 2019	FY 2019
Decision Item	ACTUAL	ACTUAL	BUDGET	BUDGET	DEPT REQ	DEPT REQ	GOV REC	GOV REC
Budget Object Class	DOLLAR	FTE	DOLLAR	FTE	DOLLAR	FTE	DOLLAR	FTE
DOCTORATE PHARMACY PROGRAM								
CORE								
PROGRAM DISTRIBUTIONS	1,131,669	0.00	1,000,000	0.00	1,000,000	0.00	0	0.00
TOTAL - PD	1,131,669	0.00	1,000,000	0.00	1,000,000	0.00	0	0.00
GRAND TOTAL	\$1,131,669	0.00	\$1,000,000	0.00	\$1,000,000	0.00	\$0	0.00
GENERAL REVENUE	\$1,131,669	0.00	\$1,000,000	0.00	\$1,000,000	0.00		0.00
FEDERAL FUNDS	\$0	0.00	\$0	0.00	\$0	0.00		0.00
OTHER FUNDS	\$0	0.00	\$0	0.00	\$0	0.00		0.00

PROGRAM DESCRIPTION

Department of Higher Education	HB Section(s): <u>3.125</u>
Program Name: University of Missouri	
Program is found in the following core budget(s): University of Missouri - UMKC/MSU Doctor of Pharmacy Program	
1a. What strategic priority does this program address? Graduate licensed pharmacists in southwest Missouri	
1b. What does this program do? This funding supports UMKC's development of a satellite Doctor of Pharmacy program at Missouri State University. The staffing and distance education costs are part of UMKC's budget. The pharmacy students on the MSU campus are UMKC students, but receive student services at MSU. The funds covering costs for these services are transferred from UMKC to MSU. The satellite program admits up to 30 students/class and admitted the first class of students in Fall 2014. In FY14-15, the program completed renovation of 15,000 sq. ft. state-of-the-art distance education space on the MSU campus, and hired an Associate Dean to lead the site along with its first two faculty members and a administrative support staff. In FY16, the school admitted the second class of students and hired five new faculty and an additional administrative staff. In FY17, the school admitted the third class of students. The budget supports an IT specialist for MSU to assist with distance education, and funds to cover these costs are transferred from UMKC to MSU. Once this infrastructure is solidified, the sustaining appropriation supports the personnel and distance education costs for the program.	
2. What is the authorization for this program, i.e., federal or state statute, etc.? (Include the federal program number, if applicable.) UMKC Pharmacy is a component of the University of Missouri and falls under these statutes -Section 172.010 - 172.950.	
3. Are there federal matching requirements? If yes, please explain. No	
4. Is this a federally mandated program? If yes, please explain. No	

PROGRAM DESCRIPTION

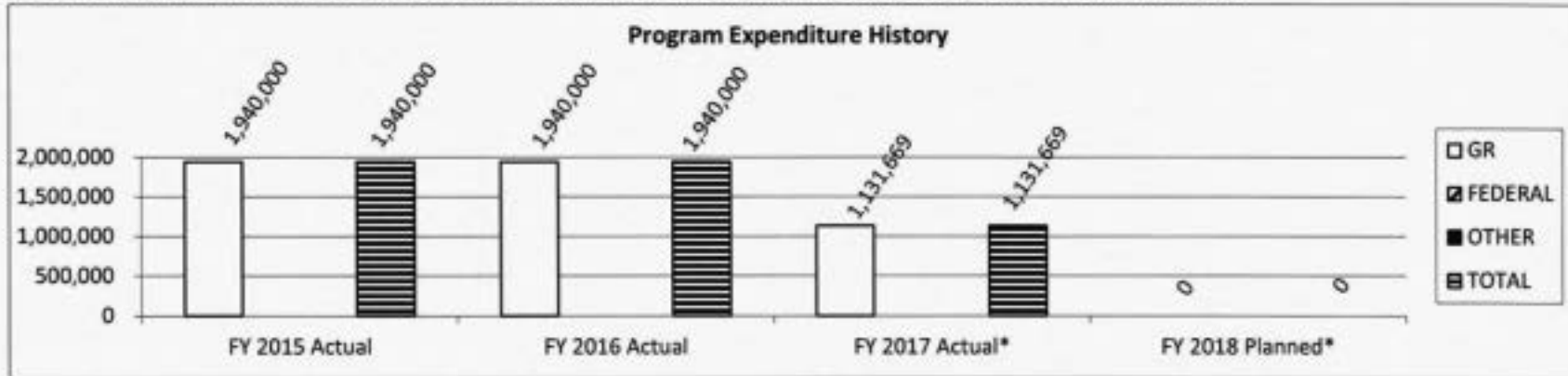
Department of Higher Education

HB Section(s): 3.125

Program Name: University of Missouri

Program is found in the following core budget(s): University of Missouri - UMKC/MSU Doctor of Pharmacy Program

5. Provide actual expenditures for the prior three fiscal years and planned expenditures for the current fiscal year.



*Net of expenditure restrictions

6. What are the sources of the "Other " funds?

N/A

7a. Provide an effectiveness measure.

Additional students admitted to joint program to increase the number of licensed pharmacists:

FY2015	FY2016	FY2017	FY2018	FY2019	FY2020	FY2021
Admitted	Admitted	Planned	Planned	Planned	Planned	Planned
30	30	30	30	30	30	30

In June of 2014, the Accreditation Council for Pharmacy Education (ACPE) confirmed the accreditation status of the satellite program. The first class of this satellite program admitted 30 students in Fall 2014.

PROGRAM DESCRIPTION

Department of Higher Education Program Name: University of Missouri Program is found in the following core budget(s): University of Missouri - UMKC/MSU Doctor of Pharmacy Program	HB Section(s): <u>3.125</u>														
<p>7b. Provide an efficiency measure.</p> <p>Number of student graduates from joint pharmacy program:</p> <table style="margin-left: auto; margin-right: auto; border-collapse: collapse;"> <thead> <tr> <th style="text-align: center; padding: 5px;">FY2017 Planned</th> <th style="text-align: center; padding: 5px;">FY2018 Planned</th> <th style="text-align: center; padding: 5px;">FY2019 Planned</th> <th style="text-align: center; padding: 5px;">FY2020 Planned</th> <th style="text-align: center; padding: 5px;">FY2021 Planned</th> <th style="text-align: center; padding: 5px;">FY2022 Planned</th> <th style="text-align: center; padding: 5px;">FY2023 Planned</th> </tr> </thead> <tbody> <tr> <td style="text-align: center; padding: 5px;">0</td> <td style="text-align: center; padding: 5px;">30</td> <td style="text-align: center; padding: 5px;">27</td> <td style="text-align: center; padding: 5px;">30</td> <td style="text-align: center; padding: 5px;">30</td> <td style="text-align: center; padding: 5px;">30</td> <td style="text-align: center; padding: 5px;">30</td> </tr> </tbody> </table> <p><u>Base target:</u> Graduate 94% of students admitted <u>Stretch target:</u> Graduate 98% of students admitted</p>		FY2017 Planned	FY2018 Planned	FY2019 Planned	FY2020 Planned	FY2021 Planned	FY2022 Planned	FY2023 Planned	0	30	27	30	30	30	30
FY2017 Planned	FY2018 Planned	FY2019 Planned	FY2020 Planned	FY2021 Planned	FY2022 Planned	FY2023 Planned									
0	30	27	30	30	30	30									
<p>7c. Provide the number of clients/individuals served, if applicable. N/A</p>															
<p>7d. Provide a customer satisfaction measure, if available. N/A</p>															

Department of Higher Education	Budget Unit <u>55742C</u>
Division of Four-year Colleges and Universities	
Core - Missouri University of Science & Technology Project Lead the Way	HB Section <u>3.127</u>

1. CORE FINANCIAL SUMMARY

	FY 2019 Budget Request						FY 2019 Governor's Recommendation				
	GR	Federal	Other	Total	E		GR	Federal	Other	Total	E
PS	0	0	0	0	0	PS	0	0	0	0	
EE	0	0	0	0	0	EE	0	0	0	0	
PSD	400,000	0	0	400,000		PSD	0	0	0	0	
TRF	0	0	0	0		TRF	0	0	0	0	
Total	400,000	0	0	400,000		Total	0	0	0	0	

FTE	0.00	0.00	0.00	0.00		FTE	0.00	0.00	0.00	0.00
-----	------	------	------	------	--	-----	------	------	------	------

<i>Est. Fringe</i>	0	0	0	0
--------------------	---	---	---	---

Note: Fringes budgeted in House Bill 5 except for certain fringes budgeted directly to MoDOT, Highway Patrol, and Conservation.

<i>Est. Fringe</i>	0	0	0	0
--------------------	---	---	---	---

Note: Fringes budgeted in House Bill 5 except for certain fringes budgeted directly to MoDOT, Highway Patrol, and Conservation.

Other Funds:

Other Funds:

2. CORE DESCRIPTION

This request is for continuation of the core funding for Missouri University of Science and Technology to continue its partnership with southwest Missouri schools to increase the number of school districts utilizing Project Lead the Way and to provide further information to students regarding the importance of STEM education and the potential for future careers. This funding also helps school districts offset the costs associated with this program and serves as a state match for potential federal grant money.

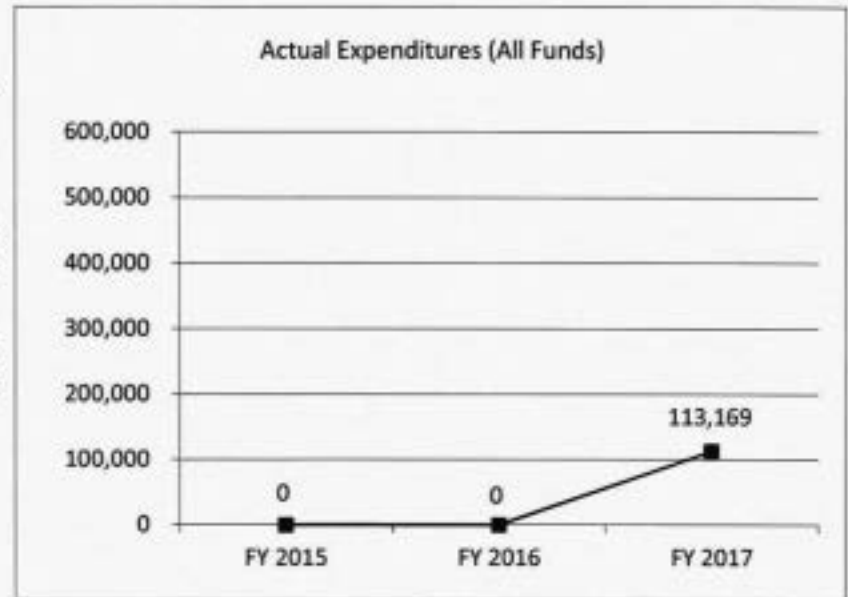
<u>Department of Higher Education</u>	<u>Budget Unit 55742C</u>
<u>Division of Four-year Colleges and Universities</u>	
<u>Core - Missouri University of Science & Technology Project Lead the Way</u>	<u>HB Section 3.127</u>

3. PROGRAM LISTING (list programs included in this core funding)

Missouri University of Science and Technology Project Lead the Way

4. FINANCIAL HISTORY

	<u>FY 2015</u>	<u>FY 2016</u>	<u>FY 2017</u>	<u>FY 2018</u>
	<u>Actual</u>	<u>Actual</u>	<u>Actual</u>	<u>Current Yr.</u>
Appropriation (All Funds)	0	0	400,000	400,000
Less Reverted (All Funds)	0	0	(6,000)	
Less Restricted (All Funds)*	0	0	(280,831)	(400,000)
Budget Authority (All Funds)	0	0	113,169	N/A
Actual Expenditures (All Funds)	0	0	113,169	N/A
Unexpended (All Funds)	0	0	0	N/A
Unexpended, by Fund:				
General Revenue	0	0	0	0
Federal	0	0	0	0
Other	0	0	0	0



*Restricted amount is as of 9/15/17

Reverted includes the statutory three-percent reserve amount (when applicable).

Restricted includes any Governor's Expenditure Restrictions which remained at the end of the fiscal year (when applicable).

NOTES:

CORE RECONCILIATION DETAIL

STATE

MUS&T-PLTW

5. CORE RECONCILIATION DETAIL

	Budget Class	FTE	GR	Federal	Other	Total	Explanation
TAFP AFTER VETOES							
	PD	0.00	400,000	0	0	400,000	
	Total	0.00	400,000	0	0	400,000	
DEPARTMENT CORE REQUEST							
	PD	0.00	400,000	0	0	400,000	
	Total	0.00	400,000	0	0	400,000	
GOVERNOR'S ADDITIONAL CORE ADJUSTMENTS							
Core Reduction	1783 2443	PD	0.00	(400,000)	0	0	(400,000)
NET GOVERNOR CHANGES			0.00	(400,000)	0	0	(400,000)
GOVERNOR'S RECOMMENDED CORE							
	PD	0.00	0	0	0	0	
	Total	0.00	0	0	0	0	

DECISION ITEM SUMMARY

Budget Unit	FY 2017	FY 2017	FY 2018	FY 2018	FY 2019	FY 2019	FY 2019	FY 2019
Decision Item	ACTUAL	ACTUAL	BUDGET	BUDGET	DEPT REQ	DEPT REQ	GOV REC	GOV REC
Budget Object Summary	DOLLAR	FTE	DOLLAR	FTE	DOLLAR	FTE	DOLLAR	FTE
Fund								
MUS&T-PLTW								
CORE								
PROGRAM-SPECIFIC								
GENERAL REVENUE	113,169	0.00	400,000	0.00	400,000	0.00	0	0.00
TOTAL - PD	113,169	0.00	400,000	0.00	400,000	0.00	0	0.00
TOTAL	113,169	0.00	400,000	0.00	400,000	0.00	0	0.00
GRAND TOTAL	\$113,169	0.00	\$400,000	0.00	\$400,000	0.00	\$0	0.00

DECISION ITEM DETAIL

Budget Unit	FY 2017	FY 2017	FY 2018	FY 2018	FY 2019	FY 2019	FY 2019	FY 2019
Decision Item	ACTUAL	ACTUAL	BUDGET	BUDGET	DEPT REQ	DEPT REQ	GOV REC	GOV REC
Budget Object Class	DOLLAR	FTE	DOLLAR	FTE	DOLLAR	FTE	DOLLAR	FTE
MUS&T-PLTW								
CORE								
PROGRAM DISTRIBUTIONS	113,169	0.00	400,000	0.00	400,000	0.00	0	0.00
TOTAL - PD	113,169	0.00	400,000	0.00	400,000	0.00	0	0.00
GRAND TOTAL	\$113,169	0.00	\$400,000	0.00	\$400,000	0.00	\$0	0.00
GENERAL REVENUE	\$113,169	0.00	\$400,000	0.00	\$400,000	0.00		0.00
FEDERAL FUNDS	\$0	0.00	\$0	0.00	\$0	0.00		0.00
OTHER FUNDS	\$0	0.00	\$0	0.00	\$0	0.00		0.00

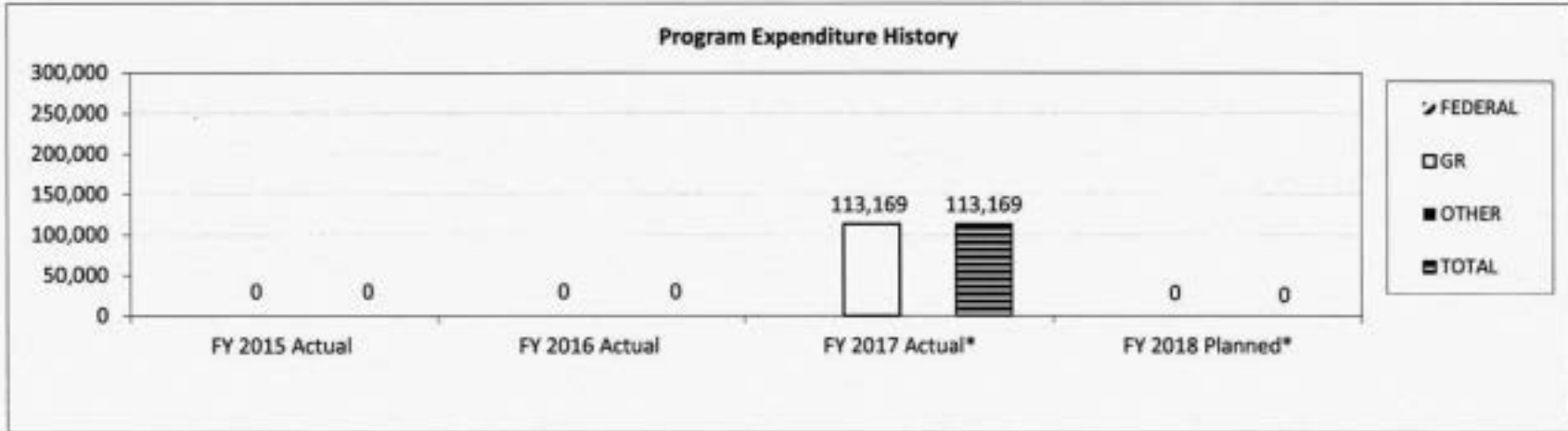
PROGRAM DESCRIPTION

Department of Higher Education	HB Section(s): <u>3.127</u>
Program Name: <u>University of Missouri</u>	
Program is found in the following core budget(s): <u>Missouri University of Science & Technology Project Lead the Way</u>	
<p>1a. What strategic priority does this program address?</p>	
<p>Enhance the pipeline for STEM students in southern Missouri</p>	
<p>1b. What does this program do?</p>	
<p>Missouri University of Science and Technology will partner with southern Missouri schools to increase the number of school districts utilizing Project Lead the Way (PLTW). The goal of PLTW is to help students understand that STEM education is relevant in their lives and see potential for future careers. PLTW depends not only on rigorous and relevant pre-engineering and science curricula, but also on trained teachers to instruct the next generation of scientists and engineers. As a leading affiliate university, Missouri S&T provides teacher training, professional development, and information for counselors and administrators throughout the Midwest. Students are also exposed to STEM careers through professionals from local industries who supplement the curriculum through mentorships and workplace experiences.</p>	
<p>This appropriation was provided in FY17 to help the poorest school districts in southern Missouri to offset costs of these programs and to provide state match for potential federal grant money. The majority of the funds were subject to withholdings in FY 17 and FY 18. The \$400,000 is needed on a recurring basis.</p>	
<p>The appropriation will be used initially to cover one-time costs associated with PLTW implementation, concentrating on building successful partnerships with schools and local employers. Schools in a ten county southern Missouri area will be targeted to apply for PLTW support on a first come basis. This area is the poorest in Missouri and one of the poorest in the United States.</p>	
<p>2. What is the authorization for this program, i.e., federal or state statute, etc.? (Include the federal program number, if applicable.)</p>	
<p>Missouri University of Science and Technology is a component of the University of Missouri and falls under these statutes -Section 172.010 - 172.950, RSMO.</p>	
<p>3. Are there federal matching requirements? If yes, please explain.</p>	
<p>No, however the goal is to have this program provide matching funds to leverage federal grant support.</p>	
<p>4. Is this a federally mandated program? If yes, please explain.</p>	
<p>No</p>	

PROGRAM DESCRIPTION

Department of Higher Education HB Section(s): 3.127
 Program Name: University of Missouri
 Program is found in the following core budget(s): Missouri University of Science & Technology Project Lead the Way

5. Provide actual expenditures for the prior three fiscal years and planned expenditures for the current fiscal year.



*Net of expenditure restrictions

6. What are the sources of the "Other " funds?

N/A

7a. Provide an effectiveness measure.

Current plans for this program are to concentrate in a ten county area, with pilots in the Houston, Missouri School District as well as West Plains (Fairview), Van Buren and Success. Future effectiveness measures being evaluated include: increases in school districts involved in PLTW, increases in programs offered and delivered in STEM (science, technology, engineer and math) areas, and increases in local industry support. Ultimately, improved MAP test results in STEM areas for participating school districts is anticipated.

7b. Provide an efficiency measure.

Efficiency measures are still being evaluated.

PROGRAM DESCRIPTION

Department of Higher Education	HB Section(s): <u>3.127</u>
Program Name: <u>University of Missouri</u>	
Program is found in the following core budget(s): <u>Missouri University of Science & Technology Project Lead the Way</u>	
7c. Provide the number of clients/individuals served, if applicable. The total number of students in the ten county target region is 25,004. The total number of students in the pilot, Houston School District, is 1,006. This program will start with the pilot and expand in future years. In FY 17, with 75% of funds withheld, this program served 2,300 students in 4 school districts. Additional results are expected with full funding.	
7d. Provide a customer satisfaction measure, if applicable. N/A	

Department of Higher Education	Budget Unit	<u>55747C</u>
Division of Four-year Colleges and Universities		
Core - Harris Stowe State University Graduate & STEM Education Programs	HB Section	<u>3.131</u>

1. CORE FINANCIAL SUMMARY

	FY 2019 Budget Request						FY 2019 Governor's Recommendation				
	GR	Federal	Other	Total	E		GR	Federal	Other	Total	E
PS	0	0	0	0	0	PS	0	0	0	0	
EE	0	0	0	0	0	EE	0	0	0	0	
PSD	250,000	0	0	250,000		PSD	0	0	0	0	
Total	250,000	0	0	250,000		Total	0	0	0	0	
FTE	0.00	0.00	0.00	0.00		FTE	0.00	0.00	0.00	0.00	

<i>Est. Fringe</i>	0	0	0	0
--------------------	---	---	---	---

Note: Fringes budgeted in House Bill 5 except for certain fringes budgeted directly to MoDOT, Highway Patrol, and Conservation.

<i>Est. Fringe</i>	0	0	0	0
--------------------	---	---	---	---

Note: Fringes budgeted in House Bill 5 except for certain fringes budgeted directly to MoDOT, Highway Patrol, and Conservation.

Other Funds:

Other Funds:

2. CORE DESCRIPTION

This request is for continuation of the core funding for Harris-Stowe State University to advance its STEM and graduate degree efforts and to contribute to workforce development needs in STEM in Missouri. Harris-Stowe seeks to provide:

1. STEM training for diverse student populations, specifically underrepresented groups in higher education.
2. Provide Professional Development opportunities for Teachers in K-12 in the St. Louis Region and the State to strengthen STEM pedagogy.
3. Award baccalaureate degrees as well as teacher certification in STEM, certificate programs such as Coding, Cybersecurity, Microsoft certifications and Urban Agriculture to bolster economic development and career readiness for employment.

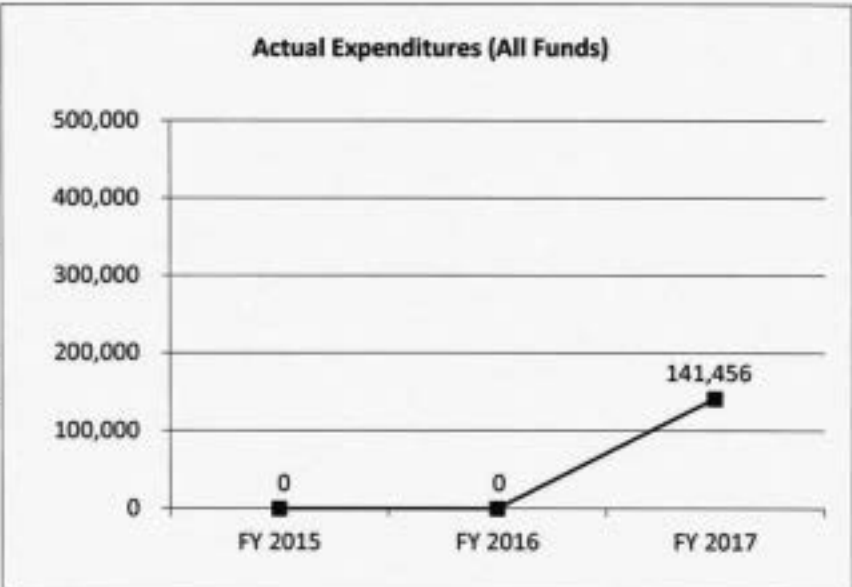
3. PROGRAM LISTING (list programs included in this core funding)

Graduate and STEM Education Programs at Harris Stowe State University

Department of Higher Education	Budget Unit	<u>55747C</u>
Division of Four-year Colleges and Universities		
Core - Harris Stowe State University Graduate & STEM Education Programs	HB Section	<u>3.131</u>

4. FINANCIAL HISTORY

	<u>FY 2015</u> <u>Actual</u>	<u>FY 2016</u> <u>Actual</u>	<u>FY 2017</u> <u>Actual</u>	<u>FY 2018</u> <u>Current Yr.</u>
Appropriation (All Funds)	0	0	500,000	250,000
Less Reverted (All Funds)	0	0	(7,500)	0
Less Restricted (All Funds)*	0	0	(351,044)	(250,000)
Budget Authority (All Funds)	0	0	141,456	N/A
Actual Expenditures (All Funds)	0	0	141,456	N/A
Unexpended (All Funds)	0	0	0	N/A
Unexpended, by Fund:				
General Revenue	0	0	0	N/A
Federal	0	0	0	N/A
Other	0	0	0	N/A



*Restricted amount is as of 9/15/17

Reverted includes the statutory three-percent reserve amount (when applicable).

Restricted includes any Governor's Expenditure Restrictions which remained at the end of the fiscal year (when applicable).

NOTES:

CORE RECONCILIATION DETAIL

STATE
HSSU GRADUATE PROGRAMS

5. CORE RECONCILIATION DETAIL

	Budget Class	FTE	GR	Federal	Other	Total	Explanation
TAFP AFTER VETOES							
	PD	0.00	250,000	0	0	250,000	
	Total	0.00	250,000	0	0	250,000	
DEPARTMENT CORE REQUEST							
	PD	0.00	250,000	0	0	250,000	
	Total	0.00	250,000	0	0	250,000	
GOVERNOR'S ADDITIONAL CORE ADJUSTMENTS							
Core Reduction	1784 2449 PD	0.00	(250,000)	0	0	(250,000)	
	NET GOVERNOR CHANGES	0.00	(250,000)	0	0	(250,000)	
GOVERNOR'S RECOMMENDED CORE							
	PD	0.00	0	0	0	0	
	Total	0.00	0	0	0	0	

DECISION ITEM SUMMARY

Budget Unit	FY 2017	FY 2017	FY 2018	FY 2018	FY 2019	FY 2019	FY 2019	FY 2019
Decision Item	ACTUAL	ACTUAL	BUDGET	BUDGET	DEPT REQ	DEPT REQ	GOV REC	GOV REC
Budget Object Summary	DOLLAR	FTE	DOLLAR	FTE	DOLLAR	FTE	DOLLAR	FTE
Fund	DOLLAR	FTE	DOLLAR	FTE	DOLLAR	FTE	DOLLAR	FTE
HSSU GRADUATE PROGRAMS								
CORE								
PROGRAM-SPECIFIC								
GENERAL REVENUE	141,456	0.00	250,000	0.00	250,000	0.00	0	0.00
TOTAL - PD	141,456	0.00	250,000	0.00	250,000	0.00	0	0.00
TOTAL	141,456	0.00	250,000	0.00	250,000	0.00	0	0.00
GRAND TOTAL	\$141,456	0.00	\$250,000	0.00	\$250,000	0.00	\$0	0.00

DECISION ITEM DETAIL

Budget Unit	FY 2017	FY 2017	FY 2018	FY 2018	FY 2019	FY 2019	FY 2019	FY 2019
Decision Item	ACTUAL	ACTUAL	BUDGET	BUDGET	DEPT REQ	DEPT REQ	GOV REC	GOV REC
Budget Object Class	DOLLAR	FTE	DOLLAR	FTE	DOLLAR	FTE	DOLLAR	FTE
HSSU GRADUATE PROGRAMS								
CORE								
PROGRAM DISTRIBUTIONS	141,456	0.00	250,000	0.00	250,000	0.00	0	0.00
TOTAL - PD	141,456	0.00	250,000	0.00	250,000	0.00	0	0.00
GRAND TOTAL	\$141,456	0.00	\$250,000	0.00	\$250,000	0.00	\$0	0.00
GENERAL REVENUE	\$141,456	0.00	\$250,000	0.00	\$250,000	0.00		0.00
FEDERAL FUNDS	\$0	0.00	\$0	0.00	\$0	0.00		0.00
OTHER FUNDS	\$0	0.00	\$0	0.00	\$0	0.00		0.00

PROGRAM DESCRIPTION

<p>Department of Higher Education</p>	<p>HB Section(s): <u>3.131</u></p>
<p>Program Name: <u>Graduate & STEM Education Programs</u></p>	
<p>Program is found in the following core budget(s): <u>Harris-Stowe State University</u></p>	
<p>1a. What strategic priority does this program address? To increase degree attainment statewide</p> <p>1b. What does this program do? STEM Need in Missouri In Missouri, the job market through 2022 is expected to grow at 10.2% for STEM jobs compared to the 8.6% average expected combined growth attributed to all occupations in the state (Missouri Dept. of Economic Development, 2014), but Missouri faces challenges that threaten a prosperous economy. Recently, Missouri dropped 5 places from 29th to 34th in the Milken Institutes Human Capital Investment Composite Index (Milken Institute, 2014). This index broadly measures investment into workforce development including educational resources devoted to STEM education, and is considered an indicator of future economic viability. More troubling is the disparity in education levels between different ethnicities, especially in STEM disciplines. Currently, URMs (under representative minorities) comprise 18.4% of the population of Missouri, yet only 7.6% of baccalaureate degrees in STEM fields are awarded to URMs (MDHE and US Census Bureau 2014). Alleviating the entrenched economic and educational disparities in Missouri will require effective measures to enable students from underrepresented groups to not only enter college, but to successfully earn baccalaureate degrees and certification in STEM areas. Harris-Stowe has purposefully increased its STEM degrees and minors to meet these needs. As a result, these programs are the fastest growing disciplines in the institution. Currently Harris-Stowe has one of the top enrollments in the state for African-Americans in Biology and is the only Missouri institution ranked in the nation for conferring degrees to African-Americans in Mathematics. Harris-Stowe’s goal is to double STEM enrollment and graduates by 2020. State support is critical to this endeavor.</p> <p>STEM Need at Harris-Stowe</p> <p>Harris-Stowe STEM labs were designed when the institution was primarily a teaching institution and unfortunately have not been significantly upgraded in decades. Harris-Stowe currently has five laboratories in great need of repair. This includes a complete overhaul of each laboratory space in order to meet all applicable accreditation standards and safety regulations. A renovation of Harris-Stowe’s labs is critical in advancing the mission and the five year strategic plan of the institution. These labs are nearly 80 years old and have not been extensively renovated in that time period. Most of the original equipment such as ventilation hoods and chemical storage facilities are original to the building built in 1930.</p> <p>Renovations to existing lab spaces will allow Harris-Stowe to reach additional goals such as offering certificate programs in STEM related fields that will better prepare Missouri students for the workforce. These certificates include Coding, Cybersecurity, Microsoft certification, and Urban Agriculture. In addition, renovated laboratories will allow Harris-Stowe’s faculty to provide workshops and in-service activities to K-12 science and mathematics educators.</p>	

PROGRAM DESCRIPTION

Department of Higher Education

HB Section(s): 3.131

Program Name: Graduate & STEM Education Programs

Program is found in the following core budget(s): Harris-Stowe State University

Harris-Stowe received a National Science Foundation Targeted Infusion grant to update one of its labs into a biotechnology lab in 2015. The grant provides federal funds to purchase lab equipment but not lab renovations. This appropriation will assist in the renovation of this new biotechnology lab as well as the other four laboratories on campus.

2. What is the authorization for this program, i.e., federal or state statute, etc.? (Include the federal program number, if applicable.)

The Governor signed into law the bill that allows Harris-Stowe State University (HSSU) to offer graduate programs.
Section 173.005.2(1) RSMo.; Section 174.310.2 RSMo. (modified in 2015 via SB 334 to allow HSSU to offer graduate degrees)


3. Are there federal matching requirements? If yes, please explain.

No

4. Is this a federally mandated program? If yes, please explain.

No

5. Provide actual expenditures for the prior three fiscal years and planned expenditures for the current fiscal year.



*Net of expenditure restrictions

6. What are the sources of the "Other" funds?

N/A

PROGRAM DESCRIPTION

Department of Higher Education	HB Section(s): <u>3.131</u>
Program Name: Graduate & STEM Education Programs	
Program is found in the following core budget(s): Harris-Stowe State University	
7a. Provide an effectiveness measure. FY18 is still the initial phase of implementation. Future measures are still being evaluated but may include: Increases in graduate and STEM programs offered. Base target: 40. Stretch target: 50 graduates. Number of additional students admitted to STEM related programs. Base target: 320. Stretch target: 350. Number of students enrolled in graduate programs. Base target of 5 enrolled and Stretch target of 10 by FY19.	
7b. Provide an efficiency measure. FY18 is still the initial phase of implementation. Future measures are still being evaluated but may include: Number of graduate degrees or certificates granted in STEM related fields Number of baccalaureate degrees awarded to URM	
7c. Provide the number of clients/individuals served, if applicable. 2016 enrollment ion STEM programs = 316 2016 graduates in STEM programs = 22	
7d. Provide a customer satisfaction measure, if available. N/A	

CORE DECISION ITEM

<u>Department of Higher Education</u>	Budget Unit <u>57682C</u>
<u>Division of Four-year Colleges and Universities</u>	
<u>Core - University of Missouri - MU Medical School Partnerships</u>	HB Section <u>3.135</u>

1. CORE FINANCIAL SUMMARY

	FY 2019 Budget Request						FY 2019 Governor's Recommendation				
	GR	Federal	Other	Total	E		GR	Federal	Other	Total	E
PS	0	0	0	0		PS	0	0	0	0	
EE	0	0	0	0		EE	0	0	0	0	
PSD	5,000,000	0	0	5,000,000		PSD	0	0	0	0	
Total	5,000,000	0	0	5,000,000		Total	0	0	0	0	
FTE	0.00	0.00	0.00	0.00		FTE	0.00	0.00	0.00	0.00	

<i>Est. Fringe</i>	0	0	0	0
--------------------	---	---	---	---

Note: Fringes budgeted in House Bill 5 except for certain fringes budgeted directly to MoDOT, Highway Patrol, and Conservation.

<i>Est. Fringe</i>	0	0	0	0
--------------------	---	---	---	---

Note: Fringes budgeted in House Bill 5 except for certain fringes budgeted directly to MoDOT, Highway Patrol, and Conservation.

Other Funds:

Other Funds:

2. CORE DESCRIPTION

This request is for continuation of the core funding for a medical school clinical campus in Springfield, Missouri. In response to the shortage of physicians in Missouri, the University of Missouri School of Medicine in Columbia will partner with Cox Health and Mercy Health Systems in Springfield, Missouri to increase clinical opportunities and allow for increased medical school enrollment at MU. The clinical campus in Springfield and expanded educational facilities in Columbia allows MU to accept additional medical students annually, with 30-35 students from each class completing the second two years of their medical education in Springfield, resulting in 128 students in the Springfield campus expansion.

In the past, the University has been appropriated \$10.0 million for this program. The appropriation has been reduced to \$5.0 million. The University has indicated if full general revenue funding of \$10.0 million is not received, it must consider the long term viability of the program, which could include eliminating the program after graduating current students in the pipeline.

CORE DECISION ITEM

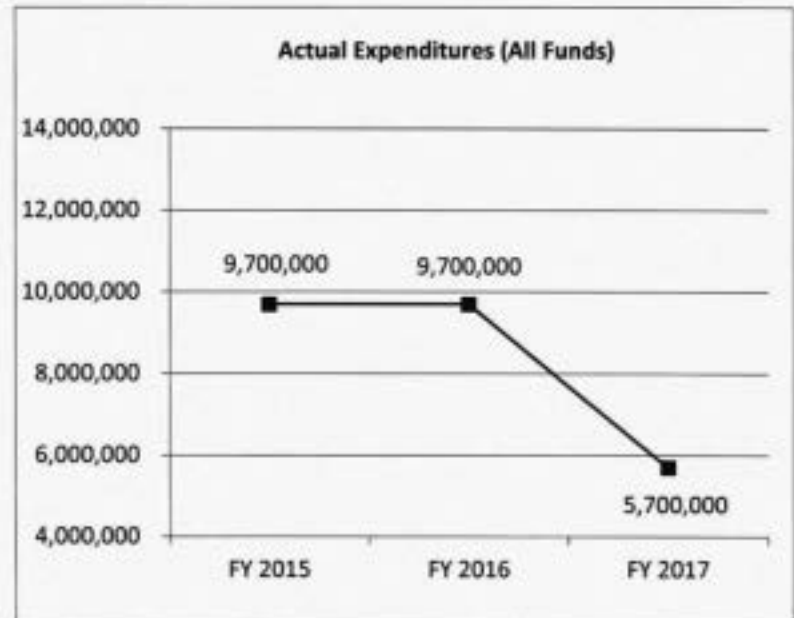
<u>Department of Higher Education</u>	Budget Unit <u>57682C</u>
<u>Division of Four-year Colleges and Universities</u>	
<u>Core - University of Missouri - MU Medical School Partnerships</u>	HB Section <u>3.135</u>

3. PROGRAM LISTING (list programs included in this core funding)

MU Medical School

4. FINANCIAL HISTORY

	FY 2015 Actual	FY 2016 Actual	FY 2017 Actual	FY 2018 Current Yr.
Appropriation (All Funds)	10,000,000	10,000,000	10,000,000	5,000,000
Less Reverted (All Funds)	(300,000)	(300,000)	(300,000)	
Less Restricted (All Funds)*	0	0	(4,000,000)	(5,000,000)
Budget Authority (All Funds)	9,700,000	9,700,000	5,700,000	N/A
Actual Expenditures (All Funds)	9,700,000	9,700,000	5,700,000	N/A
Unexpended (All Funds)	0	0	0	N/A
Unexpended, by Fund:				
General Revenue	0	0	0	N/A
Federal	0	0	0	N/A
Other	0	0	0	N/A



*Restricted amount is as of 9/15/17

Reverted includes the statutory three-percent reserve amount (when applicable).

Restricted includes any Governor's Expenditure Restrictions which remained at the end of the fiscal year (when applicable).

NOTES:

CORE RECONCILIATION DETAIL

STATE

UM-COLUMBIA COOP MED SCHL EXP

5. CORE RECONCILIATION DETAIL

	Budget Class	FTE	GR	Federal	Other	Total	Explanation
TAFP AFTER VETOES							
	PD	0.00	5,000,000	0	0	5,000,000	
	Total	0.00	5,000,000	0	0	5,000,000	
DEPARTMENT CORE REQUEST							
	PD	0.00	5,000,000	0	0	5,000,000	
	Total	0.00	5,000,000	0	0	5,000,000	
GOVERNOR'S ADDITIONAL CORE ADJUSTMENTS							
Core Reduction	1785 8695	PD	0.00	(5,000,000)	0	0	(5,000,000)
NET GOVERNOR CHANGES			0.00	(5,000,000)	0	0	(5,000,000)
GOVERNOR'S RECOMMENDED CORE							
	PD	0.00	0	0	0	0	
	Total	0.00	0	0	0	0	

DECISION ITEM SUMMARY

Budget Unit	FY 2017	FY 2017	FY 2018	FY 2018	FY 2019	FY 2019	FY 2019	FY 2019
Decision Item	ACTUAL	ACTUAL	BUDGET	BUDGET	DEPT REQ	DEPT REQ	GOV REC	GOV REC
Budget Object Summary	DOLLAR	FTE	DOLLAR	FTE	DOLLAR	FTE	DOLLAR	FTE
Fund								
UM-COLUMBIA COOP MED SCHL EXP								
CORE								
PROGRAM-SPECIFIC								
GENERAL REVENUE	5,700,000	0.00	5,000,000	0.00	5,000,000	0.00	0	0.00
TOTAL - PD	5,700,000	0.00	5,000,000	0.00	5,000,000	0.00	0	0.00
TOTAL	5,700,000	0.00	5,000,000	0.00	5,000,000	0.00	0	0.00
GRAND TOTAL	\$5,700,000	0.00	\$5,000,000	0.00	\$5,000,000	0.00	\$0	0.00

DECISION ITEM DETAIL

Budget Unit	FY 2017	FY 2017	FY 2018	FY 2018	FY 2019	FY 2019	FY 2019	FY 2019
Decision Item	ACTUAL	ACTUAL	BUDGET	BUDGET	DEPT REQ	DEPT REQ	GOV REC	GOV REC
Budget Object Class	DOLLAR	FTE	DOLLAR	FTE	DOLLAR	FTE	DOLLAR	FTE
UM-COLUMBIA COOP MED SCHL EXP								
CORE								
PROGRAM DISTRIBUTIONS	5,700,000	0.00	5,000,000	0.00	5,000,000	0.00	0	0.00
TOTAL - PD	5,700,000	0.00	5,000,000	0.00	5,000,000	0.00	0	0.00
GRAND TOTAL	\$5,700,000	0.00	\$5,000,000	0.00	\$5,000,000	0.00	\$0	0.00
GENERAL REVENUE	\$5,700,000	0.00	\$5,000,000	0.00	\$5,000,000	0.00		0.00
FEDERAL FUNDS	\$0	0.00	\$0	0.00	\$0	0.00		0.00
OTHER FUNDS	\$0	0.00	\$0	0.00	\$0	0.00		0.00

PROGRAM DESCRIPTION

Department of Higher Education

HB Section(s): 3.135

Program Name: University of Missouri

Program is found in the following core budget(s): University of Missouri - MU Medical School Partnerships

1a. What strategic priority does this program address?

Graduate licensed physicians in southwest Missouri

1b. What does this program do?

In response to the shortage of physicians in Missouri, the University of Missouri School of Medicine in Columbia and CoxHealth and Mercy Health Systems in Springfield increased medical school enrollment at MU by creating a clinical campus in Springfield, Missouri. At the University of Missouri School of Medicine in Columbia and most other medical schools, students complete four years of education to receive a medical degree and become a physician. Students primarily spend the first two years learning foundational aspects of medicine in educational facilities — such as classrooms, labs, libraries and auditoriums — from a variety of biomedical scientists and physician educators. Students spend much of the final two years of medical school in patient-care facilities such as hospitals and clinics. This clinical component of medical student education involves directly interacting with patients under the supervision of physicians practicing in a variety of specialties, such as family and community medicine, internal medicine, pediatrics, surgery, neurology, psychiatry, obstetrics and gynecology.

Each of the past two years, MU received more than 2,400 applicants to medical school, but it only had the capacity to accept 96 new medical students annually. The clinical campus in Springfield and expanded educational facilities in Columbia allows MU to accept additional medical students annually, with 30-35 students from each class completing the second two years of their medical education in Springfield, resulting in 128 students in the Springfield campus expansion. The first expanded medical school class admitted 8 students in FY15, FY16, FY17 and will continue with 32 in FY18, and 32 each year thereafter, if full funding is received.

In the past, the University has been appropriated \$10.0 million for this program. The appropriation has been reduced to \$5.0 million. The University has indicated if full general revenue funding of \$10.0 million is not received, it must consider the long term viability of the program, which could include eliminating the program after graduating current students in the pipeline.

PROGRAM DESCRIPTION

Department of Higher Education

HB Section(s): 3.135

Program Name: University of Missouri

Program is found in the following core budget(s): University of Missouri - MU Medical School Partnerships

2. What is the authorization for this program, i.e., federal or state statute, etc.? (Include the federal program number, if applicable.)

MU Medical School is a component of the University of Missouri and falls under the following State statutes -Section 172.010 - 172.950.

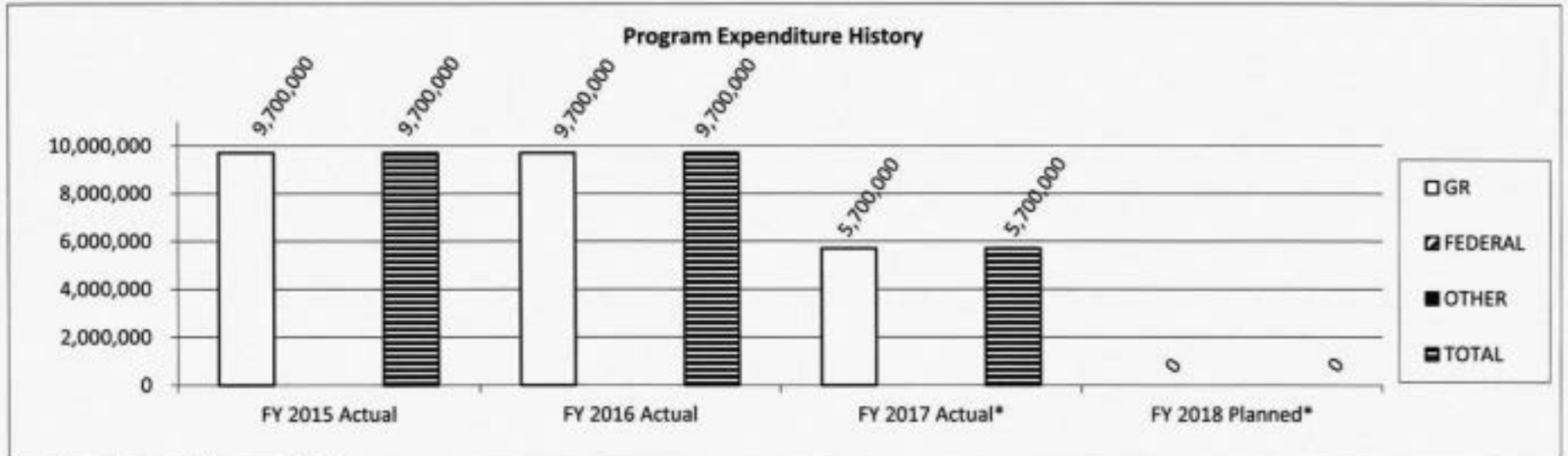
3. Are there federal matching requirements? If yes, please explain.

No

4. Is this a federally mandated program? If yes, please explain.

No

5. Provide actual expenditures for the prior three fiscal years and planned expenditures for the current fiscal year.



*Net of expenditure restrictions

6. What are the sources of the "Other " funds?

N/A

PROGRAM DESCRIPTION

Department of Higher Education HB Section(s): 3.135
 Program Name: University of Missouri
 Program is found in the following core budget(s): University of Missouri - MU Medical School Partnerships

7a. Provide an effectiveness measure.

A measure of effectiveness for this program is the Residency Match rate.

Base target: 94% match rate

Stretch target: 98% match rate

Additional students admitted to MU Medical School to increase the number of physicians:

FY2014 Planned	FY2015 Admitted	FY2016 Admitted	FY2017 Admitted	FY2018 Admitted	FY2019 Planned	FY2020 Planned
0	8	8	8	32	32	32

The first expanded medical school class of 32 students was admitted in FY 2018 and the cohort expansion will continue in FY 2019 and FY 2020 if all funding is provided.

7b. Provide an efficiency measure.

A measure of efficiency success for this program is the Graduation Rate for medical students.

Base target: 93% graduation rate

Stretch target: 98% graduation rate

Number of student graduates from expanded medical school program:

	FY2016 Planned	FY2017 Planned	FY2018 Planned	FY2019 Planned	FY2020 Planned	FY2021 Planned	FY2022 Planned
Additional graduates from expansion	0	0	8	8	8	32	32
Total potential graduates from expansion	96	96	104	104	104	128	128

7c. Provide the number of clients/individuals served, if applicable.

32 additional students per year, beginning in FY 2018, assuming full funding is provided

7d. Provide a customer satisfaction measure, if available.

Student surveys will be implemented in FY 2018.

CORE DECISION ITEM

Department of Higher Education	Budget Unit	<u>55740C</u>
Division of Four-year Colleges and Universities		
Core - Univ of MO-Kansas City School of Dentistry Satellite at MO Southern State Univ	HB Section	<u>3.140</u>

1. CORE FINANCIAL SUMMARY

	FY 2019 Budget Request						FY 2019 Governor's Recommendation				
	GR	Federal	Other	Total	E		GR	Federal	Other	Total	E
PS	0	0	0	0		PS	0	0	0	0	
EE	0	0	0	0		EE	0	0	0	0	
PSD	3,000,000	0	0	3,000,000		PSD	0	0	0	0	
Total	3,000,000	0	0	3,000,000		Total	0	0	0	0	
FTE	0.00	0.00	0.00	0.00		FTE	0.00	0.00	0.00	0.00	
Est. Fringe	0	0	0	0		Est. Fringe	0	0	0	0	
<i>Note: Fringes budgeted in House Bill 5 except for certain fringes budgeted directly to MoDOT, Highway Patrol, and Conservation.</i>						<i>Note: Fringes budgeted in House Bill 5 except for certain fringes budgeted directly to MoDOT, Highway Patrol, and Conservation.</i>					
Other Funds:						Other Funds:					

2. CORE DESCRIPTION

This request is for continuation of the core funding for a cooperative Dental program developed by the University of Missouri - Kansas City (UMKC) at Missouri Southern State University (MSSU) . This will allow students to be admitted to the program to increase the number of oral health care providers in the southern Missouri region. The sustaining appropriation supports the additional personnel and distance education costs for the program. Once funding is secured, the cooperative program will admit a cohort of 15 students incrementally with the goal of 60 students being a part of the 4 year program.

CORE DECISION ITEM

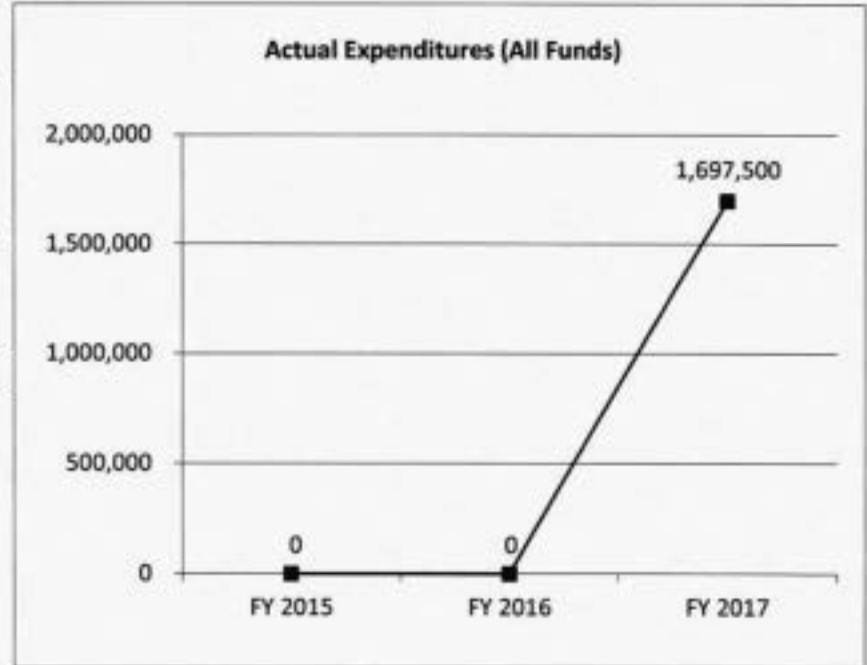
<u>Department of Higher Education</u>	Budget Unit	<u>55740C</u>
<u>Division of Four-year Colleges and Universities</u>		
<u>Core - Univ of MO-Kansas City School of Dentistry Satellite at MO Southern State Univ</u>	HB Section	<u>3.140</u>

3. PROGRAM LISTING (list programs included in this core funding)

The University of Missouri-Kansas City School of Dentistry Satellite at Missouri Southern State University

4. FINANCIAL HISTORY

	FY 2015 Actual	FY 2016 Actual	FY 2017 Actual	FY 2018 Current Yr.
Appropriation (All Funds)	0	0	3,000,000	3,000,000
Less Reverted (All Funds)	0	0	(90,000)	0
Less Restricted (All Funds)*	0	0	(1,212,500)	(3,000,000)
Budget Authority (All Funds)	0	0	1,697,500	N/A
Actual Expenditures (All Funds)	0	0	1,697,500	N/A
Unexpended (All Funds)	0	0	0	N/A
Unexpended, by Fund:				
General Revenue	0	0	0	N/A
Federal	0	0	0	N/A
Other	0	0	0	N/A



*Restricted amount is as of 9/15/17

Reverted includes the statutory three-percent reserve amount (when applicable).

Restricted includes any Governor's Expenditure Restrictions which remained at the end of the fiscal year (when applicable).

NOTES:

CORE RECONCILIATION DETAIL

STATE
COOPERATIVE DENTAL PROGRAM

5. CORE RECONCILIATION DETAIL

	Budget Class	FTE	GR	Federal	Other	Total	Explanation
TAFP AFTER VETOES							
	PD	0.00	3,000,000	0	0	3,000,000	
	Total	0.00	3,000,000	0	0	3,000,000	
DEPARTMENT CORE REQUEST							
	PD	0.00	3,000,000	0	0	3,000,000	
	Total	0.00	3,000,000	0	0	3,000,000	
GOVERNOR'S ADDITIONAL CORE ADJUSTMENTS							
Core Reduction	1786 1600	PD	0.00	(1,000,000)	0	0	(1,000,000)
Core Reduction	1786 1578	PD	0.00	(2,000,000)	0	0	(2,000,000)
	NET GOVERNOR CHANGES		0.00	(3,000,000)	0	0	(3,000,000)
GOVERNOR'S RECOMMENDED CORE							
	PD	0.00	0	0	0	0	
	Total	0.00	0	0	0	0	

DECISION ITEM SUMMARY

Budget Unit	FY 2017	FY 2017	FY 2018	FY 2018	FY 2019	FY 2019	FY 2019	FY 2019
Decision Item	ACTUAL	ACTUAL	BUDGET	BUDGET	DEPT REQ	DEPT REQ	GOV REC	GOV REC
Budget Object Summary	DOLLAR	FTE	DOLLAR	FTE	DOLLAR	FTE	DOLLAR	FTE
Fund								
COOPERATIVE DENTAL PROGRAM								
CORE								
PROGRAM-SPECIFIC								
GENERAL REVENUE	1,697,500	0.00	3,000,000	0.00	3,000,000	0.00	0	0.00
TOTAL - PD	1,697,500	0.00	3,000,000	0.00	3,000,000	0.00	0	0.00
TOTAL	1,697,500	0.00	3,000,000	0.00	3,000,000	0.00	0	0.00
GRAND TOTAL	\$1,697,500	0.00	\$3,000,000	0.00	\$3,000,000	0.00	\$0	0.00

DECISION ITEM DETAIL

Budget Unit	FY 2017	FY 2017	FY 2018	FY 2018	FY 2019	FY 2019	FY 2019	FY 2019
Decision Item	ACTUAL	ACTUAL	BUDGET	BUDGET	DEPT REQ	DEPT REQ	GOV REC	GOV REC
Budget Object Class	DOLLAR	FTE	DOLLAR	FTE	DOLLAR	FTE	DOLLAR	FTE
COOPERATIVE DENTAL PROGRAM								
CORE								
PROGRAM DISTRIBUTIONS	1,697,500	0.00	3,000,000	0.00	3,000,000	0.00	0	0.00
TOTAL - PD	1,697,500	0.00	3,000,000	0.00	3,000,000	0.00	0	0.00
GRAND TOTAL	\$1,697,500	0.00	\$3,000,000	0.00	\$3,000,000	0.00	\$0	0.00
GENERAL REVENUE	\$1,697,500	0.00	\$3,000,000	0.00	\$3,000,000	0.00		0.00
FEDERAL FUNDS	\$0	0.00	\$0	0.00	\$0	0.00		0.00
OTHER FUNDS	\$0	0.00	\$0	0.00	\$0	0.00		0.00

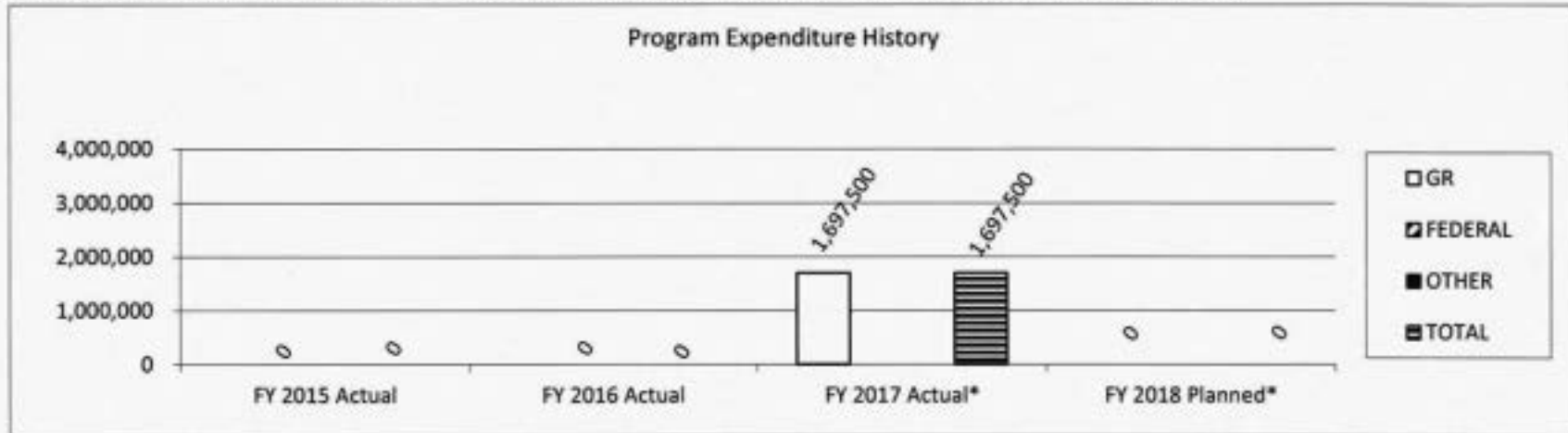
PROGRAM DESCRIPTION

Department of Higher Education	HB Section(s): 3.140
Program Name: Univ of MO-Kansas City School of Dentistry Satellite at MO Southern State Univ	
Program is found in the following core budget(s): Missouri Southern State University and University of Missouri-Kansas City	
<p>1a. What strategic priority does this program address? Graduate licensed dentists in southwest Missouri</p> <p>1b. What does this program do? The University of Missouri-Kansas City (UMKC) campus is partnering with Missouri Southern State University (MSSU) in Joplin to educate and provide additional oral health care providers in the southern Missouri region. This initiative brings the collective expertise of two of Missouri's public universities together. UMKC School of Dentistry is the state's only public dental school and MSSU has an outstanding dental hygiene program.</p> <p>In FY17, UMKC and MSSU jointly requested and received appropriations for this effort. MSSU was appropriated \$2.0 million and UMKC was appropriated \$1.0 million recurring operating and \$500,000 in capital appropriations. Funding was withheld and UMKC received \$565,831 of the \$1.0 million of recurring funding. In FY 18, there was no operating appropriation. There was a capital appropriation for UMKC of \$482,439. UMKC requires \$1.5 million recurring to deliver the program.</p> <p>Once the infrastructure is solidified, the sustaining appropriation supports the additional personnel and distance education costs for the program. The staffing and distance education costs will be a part of UMKC's budget. The students on the MSSU campus will be registered at UMKC, will be considered and treated as UMKC students, but will have the opportunity for ancillary services at MSSU such as parking, library facilities, and other student activities. MSSU is providing physical space and other support costs needs of the new program.</p> <p>2. What is the authorization for this program, i.e., federal or state statute, etc.? (Include the federal program number, if applicable.) UMKC Dental is a component of the University of Missouri and falls under Section 172.010 - 172.950, RSMo. MSSU is authorized in Section 174, RSMo.</p> <p>3. Are there federal matching requirements? If yes, please explain. No</p> <p>4. Is this a federally mandated program? If yes, please explain. No</p>	

PROGRAM DESCRIPTION

Department of Higher Education HB Section(s): 3.140
 Program Name: Univ of MO-Kansas City School of Dentistry Satellite at MO Southern State Univ
 Program is found in the following core budget(s): Missouri Southern State University and University of Missouri-Kansas City

5. Provide actual expenditures for the prior three fiscal years and planned expenditures for the current fiscal year.



*Net of expenditure restrictions. FY 17 expenditure data reflects \$1,131,669 to MSSU and \$565,831 to UMKC.

6. What are the sources of the "Other " funds?

N/A

7a. Provide an effectiveness measure.

Address the shortage of oral health service providers by increasing the number of oral health students graduating annually. DDS students in the cooperative satellite program:

FY2021 Planned	FY2022 Planned	FY2023 Planned	FY2024 Planned
15	30	45	60

A 15 cohort group of candidates will be admitted. When fully implemented, 60 students will be a part of the 4 year program. These numbers are based on a full \$1.5 million in recurring funds appropriated to UMKC. Delays will occur if that funding is not secured. \$1.5 million in recurring funding is required for UMKC to sustain the program accreditation.

PROGRAM DESCRIPTION

Department of Higher Education _____	HB Section(s): <u>3.140</u>
Program Name: Univ of MO-Kansas City School of Dentistry Satellite at MO Southern State Univ _____	
Program is found in the following core budget(s): Missouri Southern State University and University of Missouri-Kansas City	
<p>7b. Provide an efficiency measure.</p> <p>Number of student graduates from joint dental program: <u>Base target:</u> Graduate 93% of students admitted <u>Stretch target:</u> Graduate 100% of students admitted</p> <p>These numbers are based on a full \$1.5 million in recurring funds appropriated to UMKC. Delays will occur if that funding is not secured. \$1.5 million in recurring funding is required for UMKC to sustain the program accreditation.</p>	
<p>7c. Provide the number of clients/individuals served, if applicable.</p> <p>This program will address oral health needs in the community and region. Estimates on the potential clients served are not yet available.</p>	
<p>7d. Provide a customer satisfaction measure, if available.</p> <p>N/A</p>	

Department of Higher Education	Budget Unit	55755C
Division of Four-year Colleges and Universities		
Core - MO State University/MO Univ of Science & Technology Engineering Expansion	HB Section	3.147

1. CORE FINANCIAL SUMMARY

	FY 2019 Budget Request						FY 2019 Governor's Recommendation				
	GR	Federal	Other	Total	E		GR	Federal	Other	Total	E
PS	0	0	0	0	0	PS	0	0	0	0	
EE	0	0	0	0	0	EE	0	0	0	0	
PSD	1,000,000	0	0	1,000,000		PSD	0	0	0	0	
TRF	0	0	0	0		TRF	0	0	0	0	
Total	1,000,000	0	0	1,000,000		Total	0	0	0	0	
FTE	0.00	0.00	0.00	0.00		FTE	0.00	0.00	0.00	0.00	

Est. Fringe	0	0	0	0
--------------------	---	---	---	---

Note: Fringes budgeted in House Bill 5 except for certain fringes budgeted directly to MoDOT, Highway Patrol, and Conservation.

Est. Fringe	0	0	0	0
--------------------	---	---	---	---

Note: Fringes budgeted in House Bill 5 except for certain fringes budgeted directly to MoDOT, Highway Patrol, and Conservation.

Other Funds:

Other Funds:

2. CORE DESCRIPTION

This request is for continuation of the core funding to support the collaboration between Missouri State University and Missouri University of Science and Technology for expansion of mechanical engineering programs and costs associated with the expansion. The program will increase the accessibility of engineering education in Missouri with particular emphasis in the Southwestern part of the state.

CORE DECISION ITEM

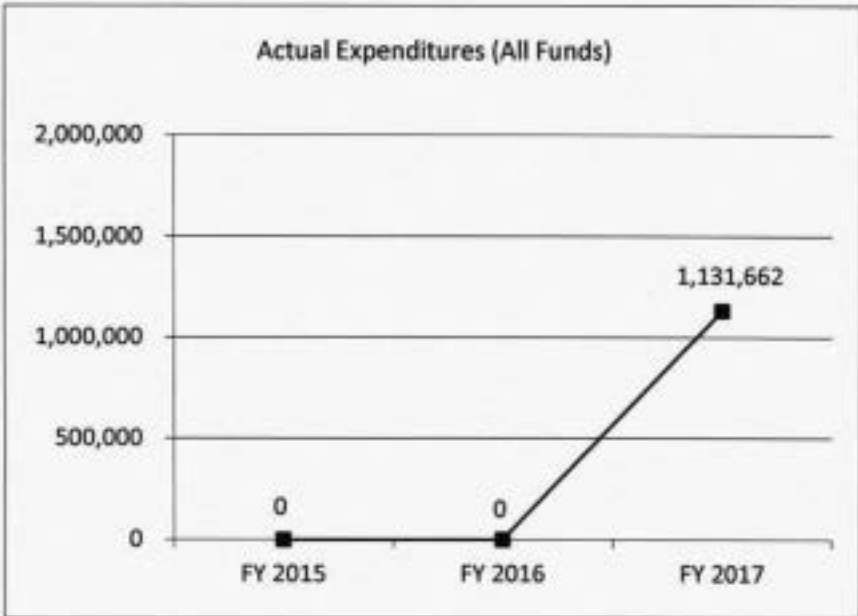
Department of Higher Education	Budget Unit <u>55755C</u>
Division of Four-year Colleges and Universities	
Core - MO State University/MO Univ of Science & Technology Engineering Expansion	HB Section <u>3.147</u>

3. PROGRAM LISTING (list programs included in this core funding)

Missouri State University and Missouri University of Science and Technology Engineering Expansion

4. FINANCIAL HISTORY

	<u>FY 2015</u>	<u>FY 2016</u>	<u>FY 2017</u>	<u>FY 2018</u>
	<u>Actual</u>	<u>Actual</u>	<u>Actual</u>	<u>Current Yr.</u>
Appropriation (All Funds)	0	0	2,000,000	1,000,000
Less Reverted (All Funds)	0	0	(60,000)	0
Less Restricted (All Funds)*	0	0	(808,338)	(1,000,000)
Budget Authority (All Funds)	0	0	1,131,662	N/A
Actual Expenditures (All Funds)	0	0	1,131,662	N/A
Unexpended (All Funds)	0	0	0	N/A
Unexpended, by Fund:				
General Revenue	0	0	0	N/A
Federal	0	0	0	N/A
Other	0	0	0	N/A



*Restricted amount is as of 9/15/17

Reverted includes the statutory three-percent reserve amount (when applicable).
 Restricted includes any Governor's Expenditure Restrictions which remained at the end of the fiscal year (when applicable).

NOTES:

CORE RECONCILIATION DETAIL

STATE
ENGINEERING EXPANSION

5. CORE RECONCILIATION DETAIL

	Budget Class	FTE	GR	Federal	Other	Total	Explanation
TAFP AFTER VETOES							
	PD	0.00	1,000,000	0	0	1,000,000	
	Total	0.00	1,000,000	0	0	1,000,000	
DEPARTMENT CORE REQUEST							
	PD	0.00	1,000,000	0	0	1,000,000	
	Total	0.00	1,000,000	0	0	1,000,000	
GOVERNOR'S ADDITIONAL CORE ADJUSTMENTS							
Core Reduction	1787 2590	PD	0.00	(500,000)	0	0	(500,000)
Core Reduction	1787 2099	PD	0.00	(500,000)	0	0	(500,000)
	NET GOVERNOR CHANGES		0.00	(1,000,000)	0	0	(1,000,000)
GOVERNOR'S RECOMMENDED CORE							
	PD	0.00	0	0	0	0	
	Total	0.00	0	0	0	0	

DECISION ITEM SUMMARY

Budget Unit	FY 2017	FY 2017	FY 2018	FY 2018	FY 2019	FY 2019	FY 2019	FY 2019
Decision Item	ACTUAL	ACTUAL	BUDGET	BUDGET	DEPT REQ	DEPT REQ	GOV REC	GOV REC
Budget Object Summary	DOLLAR	FTE	DOLLAR	FTE	DOLLAR	FTE	DOLLAR	FTE
Fund								
ENGINEERING EXPANSION								
CORE								
PROGRAM-SPECIFIC								
GENERAL REVENUE	1,131,662	0.00	1,000,000	0.00	1,000,000	0.00	0	0.00
TOTAL - PD	1,131,662	0.00	1,000,000	0.00	1,000,000	0.00	0	0.00
TOTAL	1,131,662	0.00	1,000,000	0.00	1,000,000	0.00	0	0.00
GRAND TOTAL	\$1,131,662	0.00	\$1,000,000	0.00	\$1,000,000	0.00	\$0	0.00

DECISION ITEM DETAIL

Budget Unit	FY 2017	FY 2017	FY 2018	FY 2018	FY 2019	FY 2019	FY 2019	FY 2019
Decision Item	ACTUAL	ACTUAL	BUDGET	BUDGET	DEPT REQ	DEPT REQ	GOV REC	GOV REC
Budget Object Class	DOLLAR	FTE	DOLLAR	FTE	DOLLAR	FTE	DOLLAR	FTE
ENGINEERING EXPANSION								
CORE								
PROGRAM DISTRIBUTIONS	1,131,662	0.00	1,000,000	0.00	1,000,000	0.00	0	0.00
TOTAL - PD	1,131,662	0.00	1,000,000	0.00	1,000,000	0.00	0	0.00
GRAND TOTAL	\$1,131,662	0.00	\$1,000,000	0.00	\$1,000,000	0.00	\$0	0.00
GENERAL REVENUE	\$1,131,662	0.00	\$1,000,000	0.00	\$1,000,000	0.00		0.00
FEDERAL FUNDS	\$0	0.00	\$0	0.00	\$0	0.00		0.00
OTHER FUNDS	\$0	0.00	\$0	0.00	\$0	0.00		0.00

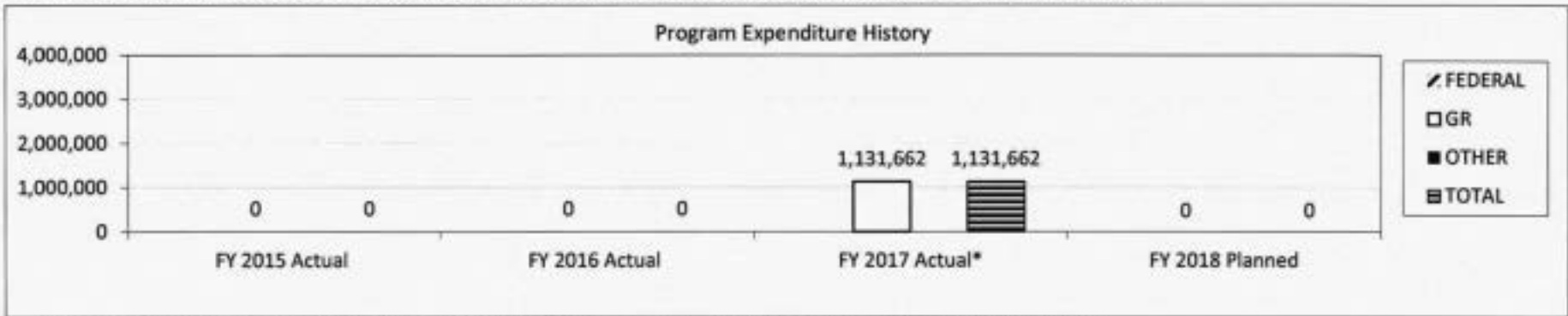
PROGRAM DESCRIPTION

<p>Department of Higher Education</p>	<p>HB Section(s): <u>3.147</u></p>
<p>Program Name: <u>University of Missouri</u></p>	
<p>Program is found in the following core budget(s): <u>MO University of Science & Technology and MO State University Engineering Expansion</u></p>	
<p>1a. What strategic priority does this program address? Increase mechanical engineer graduates in southwest Missouri</p> <p>1b. What does this program do? In 2008, Missouri University of Science and Technology (S&T) entered into a partnership with Missouri State University (MSU) to provide undergraduate degree programs in Civil Engineering and Electrical Engineering. In FY 17, MSU and Missouri S&T jointly requested and received an expansion of the partnership to deliver undergraduate Mechanical Engineering programs. \$2.0 million was appropriated with each institution receiving \$1.0 million, but extraordinary withholdings limited the funding to start this program. Appropriations for FY 18 were reduced to \$1.0 million total with each institution scheduled to receive half before withholdings of the full appropriation.</p> <p>When fully funded, this program will increase the accessibility of engineering education in Missouri and, in particular, the rapidly growing Southwestern part of the State. This growth is driven in part by expanding technology-based industry in the region which requires more engineering graduates. By leveraging the existing partnership between Missouri S&T and MSU, a significant increase in engineering degrees delivered in Springfield can be realized in a cost-effective manner.</p> <p>Staffing costs will be incurred by both institutions and distance education costs are part of S&T's budget. The engineering students on the MSU campus are S&T students, but receive non-engineering courses and student services at MSU. Once this infrastructure is solidified, the sustaining appropriation supports the personnel and distance education costs for the program as well as the student service costs.</p> <p>2. What is the authorization for this program, i.e., federal or state statute, etc.? (Include the federal program number, if applicable.) Missouri University of Science and Technology is a component of the University of Missouri and falls under these statutes -Section 172.010 - 172.950, RSMo. Missouri State University is authorized in Section 174, RSMo.</p> <p>3. Are there federal matching requirements? If yes, please explain. No</p> <p>4. Is this a federally mandated program? If yes, please explain. No</p>	

PROGRAM DESCRIPTION

Department of Higher Education HB Section(s): 3.147
 Program Name: University of Missouri
 Program is found in the following core budget(s): MO University of Science & Technology and MO State University Engineering Expansion

5. Provide actual expenditures for the prior three fiscal years and planned expenditures for the current fiscal year.



*Net of expenditure restriction; each institution received an equal appropriation and expenditure restriction

6. What are the sources of the "Other" funds?

N/A

7a. Provide an effectiveness measure.

Additional students to be admitted to this joint program to increase the number of mechanical engineers.

	FY2019 Planned	FY2020 Planned	FY2021 Planned	FY2022 Planned	FY2023 Planned
Base Target	15	50	75	100	100
Stretch Target	20	60	100	140	180

In addition to these admitted students, it is anticipated there will be change of degree admits from other majors.

7b. Provide an efficiency measure.

Number of student graduates from joint mechanical engineer program:

FY2021 Planned	FY2022 Planned	FY2023 Planned	FY2024 Planned
25	35	40	40

7c. Provide the number of clients/individuals served, if applicable.

The goal of the program is to serve 180 students and graduate 40 students each year by FY2023.

7d. Provide a customer satisfaction measure, if applicable.

N/A

THIS PAGE INTENTIONALLY LEFT BLANK

CORE DECISION ITEM

Department of Higher Education	Budget Unit	55770C
Division of Community Colleges		
Core - Community College Appropriations	HB Section	3.200

1. CORE FINANCIAL SUMMARY

	FY 2019 Budget Request						FY 2019 Governor's Recommendation				
	GR	Federal	Other	Total	E		GR	Federal	Other	Total	E
PS	0	0	0	0	0	PS	0	0	0	0	
EE	0	0	0	0	0	EE	0	0	0	0	
PSD	136,901,755	0	10,489,991	147,391,746		PSD	121,980,102	0	10,489,991	132,470,093	
Total	136,901,755	0	10,489,991	147,391,746		Total	121,980,102	0	10,489,991	132,470,093	
FTE	0.00	0.00	0.00	0.00		FTE	0.00	0.00	0.00	0.00	
<i>Est. Fringe</i>	0	0	0	0		<i>Est. Fringe</i>	0	0	0	0	

Note: Fringes budgeted in House Bill 5 except for certain fringes budgeted directly to MoDOT, Highway Patrol, and Conservation.

Note: Fringes budgeted in House Bill 5 except for certain fringes budgeted directly to MoDOT, Highway Patrol, and Conservation.

Other Funds: Lottery Proceeds Fund (0291)

Other Funds: Lottery Proceeds Fund (0291)

2. CORE DESCRIPTION

The core appropriation provides aid to community colleges. This request is a continuation of the community college base state aid appropriation consisting of general revenue and lottery funds totaling \$147,391,746. Included in this core is funding for maintenance and repair (M&R) purposes. In order to be eligible for state funds for maintenance and repair, local matching funds must be provided on a 50/50 state/local match rate. A separate Program Description is included for maintenance & repair.

Institution	Internal Redistribution of Core (GR)			Lottery	Performance Funding (GR)	Equity (GR)	Total GR	Total Lottery	Total Appropriation Requested
	GR	M&R (GR)							
Crowder	4,427,364	121,679	197,197	477,418	\$0.00	435,457	5,181,697	477,418	5,659,115
East Central	4,695,955	(14,468)	143,895	385,227	\$0.00	380,242	5,205,624	385,227	5,590,851
Jefferson	6,678,921	(13,204)	343,343	537,312	\$0.00	553,042	7,562,102	537,312	8,099,414
Metropolitan	27,243,361	(305,377)	1,186,906	2,737,299	\$0.00	2,077,768	30,202,658	2,737,299	32,939,957
Mineral Area	4,613,990	63,712	206,159	412,518	\$0.00	402,803	5,286,664	412,518	5,699,182
Moberly	5,233,584	109,301	136,555	278,808	\$0.00	479,265	5,958,705	278,808	6,237,513
North Central	2,346,507	0	49,818	168,890	\$0.00	179,651	2,575,976	168,890	2,744,866
Ozarks Technical	11,447,452	436,373	204,347	702,237	\$0.00	1,147,014	13,235,186	702,237	13,937,423
St. Charles	7,651,557	107,342	191,680	486,747	\$0.00	669,036	8,619,615	486,747	9,106,362
St. Louis	38,621,765	(659,139)	1,421,467	3,642,515	\$0.00	2,863,502	42,247,595	3,642,515	45,890,110
State Fair	5,104,866	73,036	192,306	382,096	\$0.00	456,184	5,826,392	382,096	6,208,488
Three Rivers	4,395,699	80,745	123,045	278,924	\$0.00	400,052	4,999,541	278,924	5,278,465
	122,461,021	0	4,396,718	10,489,991	\$0.00	10,044,016	136,901,755	10,489,991	147,391,746

CORE DECISION ITEM										
Department of Higher Education					Budget Unit					55770C
Division of Community Colleges					HB Section					3.200
Core - Community College Appropriations										
Governor's Recommendations										
Institution	Core (GR)	Reallocation per MCCA	M&R (GR)	Lottery	Performance Set Aside	Equity (GR)	Total GR	Total Lottery	Total Appropriation	
Crowder	3,409,875	121,679	177,233	477,418	508,620	391,372	4,608,779	477,418	5,086,197	
East Central	3,680,527	(14,468)	129,327	385,227	502,484	341,747	4,639,617	385,227	5,024,844	
Jefferson	5,221,755	(13,204)	308,584	537,312	727,945	497,053	6,742,133	537,312	7,279,445	
Metropolitan	21,278,576	(305,377)	1,066,746	2,737,299	2,960,518	1,867,419	26,867,882	2,737,299	29,605,181	
Mineral Area	3,586,445	63,712	185,288	412,518	512,221	362,024	4,709,690	412,518	5,122,208	
Moberly	4,103,851	109,301	122,730	278,808	560,604	430,745	5,327,231	278,808	5,606,039	
North Central	1,845,155	0	44,775	168,890	246,698	161,463	2,298,091	168,890	2,466,981	
Ozarks Technical	8,920,620	436,373	183,659	702,237	1,252,643	1,030,893	11,824,188	702,237	12,526,425	
St. Charles	5,998,339	107,342	172,275	486,747	818,445	601,304	7,697,705	486,747	8,184,452	
St. Louis	30,285,313	(659,139)	1,277,561	3,642,515	4,124,429	2,573,606	37,601,770	3,642,515	41,244,285	
State Fair	3,983,988	73,036	172,837	382,096	557,995	410,001	5,197,857	382,096	5,579,953	
Three Rivers	3,439,866	80,745	110,588	278,924	474,408	359,552	4,465,159	278,924	4,744,083	
	95,754,310	0	3,951,603	10,489,991	13,247,010	9,027,179	121,980,102	10,489,991	132,470,093	

CORE DECISION ITEM

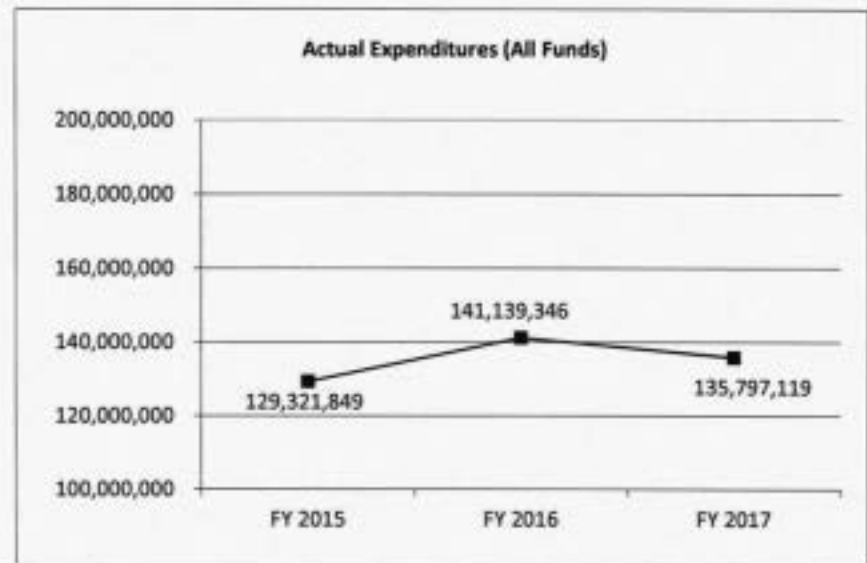
Department of Higher Education	Budget Unit	55770C
Division of Community Colleges		
Core - Community College Appropriations	HB Section	3.200

3. PROGRAM LISTING (list programs included in this core funding)

Community Colleges State Aid, including Maintenance and Repair

4. FINANCIAL HISTORY

	FY 2015 Actual	FY 2016 Actual	FY 2017 Actual	FY 2018 Current Yr.
Appropriation (All Funds)	133,321,494	145,527,623	151,874,958	147,391,746
Less Reverted (All Funds)	(3,999,645)	(4,365,827)	(4,556,250)	(4,307,115)
Less Restricted (All Funds)*			(11,428,597)	(3,821,231)
Budget Authority (All Funds)	129,321,849	141,161,796	135,890,111	N/A
Actual Expenditures (All Funds)	129,321,849	141,139,346	135,797,119	N/A
Unexpended (All Funds)	0	22,450	92,992	N/A
Unexpended, by Fund:				
General Revenue	0	22,450	92,992	N/A
Federal	0	0	0	N/A
Other	0	0	0	N/A



*Restricted amount is as of 9/15/17

Reverted includes the statutory three-percent reserve amount (when applicable).

Restricted includes any Governor's Expenditure Restrictions which remained at the end of the fiscal year (when applicable).

NOTES:

CORE RECONCILIATION DETAIL

STATE

COMMUNITY COLLEGE APPROPS

5. CORE RECONCILIATION DETAIL

		Budget Class	FTE	GR	Federal	Other	Total	Explanation
TAFP AFTER VETOES								
		PD	0.00	136,901,755	0	10,489,991	147,391,746	
		Total	0.00	136,901,755	0	10,489,991	147,391,746	
DEPARTMENT CORE REQUEST								
		PD	0.00	136,901,755	0	10,489,991	147,391,746	
		Total	0.00	136,901,755	0	10,489,991	147,391,746	
GOVERNOR'S ADDITIONAL CORE ADJUSTMENTS								
Core Reduction	2300 9067	PD	0.00	(48,520)	0	0	(48,520)	
Core Reduction	2300 9064	PD	0.00	(55,989)	0	0	(55,989)	
Core Reduction	2300 9071	PD	0.00	(289,896)	0	0	(289,896)	
Core Reduction	2300 9068	PD	0.00	(18,188)	0	0	(18,188)	
Core Reduction	2300 9066	PD	0.00	(40,779)	0	0	(40,779)	
Core Reduction	2300 9065	PD	0.00	(210,349)	0	0	(210,349)	
Core Reduction	2300 9073	PD	0.00	(40,500)	0	0	(40,500)	
Core Reduction	2300 9072	PD	0.00	(46,183)	0	0	(46,183)	
Core Reduction	2300 9070	PD	0.00	(67,732)	0	0	(67,732)	
Core Reduction	2300 9069	PD	0.00	(116,121)	0	0	(116,121)	
Core Reduction	2300 2489	PD	0.00	(508,869)	0	0	(508,869)	
Core Reduction	2300 2495	PD	0.00	(729,221)	0	0	(729,221)	
Core Reduction	2300 3172	PD	0.00	(14,568)	0	0	(14,568)	
Core Reduction	2300 3191	PD	0.00	(19,405)	0	0	(19,405)	

CORE RECONCILIATION DETAIL

STATE

COMMUNITY COLLEGE APPROPS

5. CORE RECONCILIATION DETAIL

		Budget Class	FTE	GR	Federal	Other	Total	Explanation
GOVERNOR'S ADDITIONAL CORE ADJUSTMENTS								
Core Reduction	2300 3171	PD	0.00	(19,964)	0	0	(19,964)	
Core Reduction	2300 3200	PD	0.00	(19,469)	0	0	(19,469)	
Core Reduction	2300 2503	PD	0.00	(254,654)	0	0	(254,654)	
Core Reduction	2300 2508	PD	0.00	(1,274,189)	0	0	(1,274,189)	
Core Reduction	2300 2512	PD	0.00	(834,773)	0	0	(834,773)	
Core Reduction	2300 2515	PD	0.00	(4,212,023)	0	0	(4,212,023)	
Core Reduction	2300 2517	PD	0.00	(562,883)	0	0	(562,883)	
Core Reduction	2300 2519	PD	0.00	(481,425)	0	0	(481,425)	
Core Reduction	2300 3190	PD	0.00	(20,688)	0	0	(20,688)	
Core Reduction	2300 3181	PD	0.00	(20,871)	0	0	(20,871)	
Core Reduction	2300 2497	PD	0.00	(3,004,267)	0	0	(3,004,267)	
Core Reduction	2300 3182	PD	0.00	(13,825)	0	0	(13,825)	
Core Reduction	2300 3177	PD	0.00	(120,160)	0	0	(120,160)	
Core Reduction	2300 3183	PD	0.00	(5,043)	0	0	(5,043)	
Core Reduction	2300 2493	PD	0.00	(512,944)	0	0	(512,944)	
Core Reduction	2300 3174	PD	0.00	(34,759)	0	0	(34,759)	
Core Reduction	2300 3199	PD	0.00	(143,906)	0	0	(143,906)	
Core Reduction	2300 2499	PD	0.00	(515,324)	0	0	(515,324)	
Core Reduction	2300 3203	PD	0.00	(12,457)	0	0	(12,457)	
Core Reduction	2300 2501	PD	0.00	(569,129)	0	0	(569,129)	

CORE RECONCILIATION DETAIL

STATE

COMMUNITY COLLEGE APPROPS

5. CORE RECONCILIATION DETAIL

		Budget Class	FTE	GR	Federal	Other	Total	Explanation
GOVERNOR'S ADDITIONAL CORE ADJUSTMENTS								
Core Reduction	2300 9062	PD	0.00	(44,085)	0	0	(44,085)	
Core Reduction	2300 9063	PD	0.00	(38,495)	0	0	(38,495)	
Core Reallocation	1761 2508	PD	0.00	436,373	0	0	436,373	Reallocations per Comm Coll agreement
Core Reallocation	1761 2495	PD	0.00	(13,204)	0	0	(13,204)	Reallocations per Comm Coll agreement
Core Reallocation	1761 2501	PD	0.00	109,301	0	0	109,301	Reallocations per Comm Coll agreement
Core Reallocation	1761 2519	PD	0.00	80,745	0	0	80,745	Reallocations per Comm Coll agreement
Core Reallocation	1761 2517	PD	0.00	73,036	0	0	73,036	Reallocations per Comm Coll agreement
Core Reallocation	1761 2499	PD	0.00	63,712	0	0	63,712	Reallocations per Comm Coll agreement
Core Reallocation	1761 2515	PD	0.00	(659,139)	0	0	(659,139)	Reallocations per Comm Coll agreement
Core Reallocation	1761 2493	PD	0.00	(14,468)	0	0	(14,468)	Reallocations per Comm Coll agreement
Core Reallocation	1761 2512	PD	0.00	107,342	0	0	107,342	Reallocations per Comm Coll agreement
Core Reallocation	1761 2489	PD	0.00	121,679	0	0	121,679	Reallocations per Comm Coll agreement
Core Reallocation	1761 2497	PD	0.00	(305,377)	0	0	(305,377)	Reallocations per Comm Coll agreement
Core Reallocation	2312 4622	PD	0.00	727,945	0	0	727,945	

CORE RECONCILIATION DETAIL

STATE

COMMUNITY COLLEGE APPROPS

5. CORE RECONCILIATION DETAIL

		Budget Class	FTE	GR	Federal	Other	Total	Explanation
GOVERNOR'S ADDITIONAL CORE ADJUSTMENTS								
Core Reallocation	2312 4621	PD	0.00	502,484	0	0	502,484	
Core Reallocation	2312 4620	PD	0.00	508,620	0	0	508,620	
Core Reallocation	2312 2517	PD	0.00	(557,995)	0	0	(557,995)	
Core Reallocation	2312 2515	PD	0.00	(4,124,429)	0	0	(4,124,429)	
Core Reallocation	2312 2512	PD	0.00	(818,445)	0	0	(818,445)	
Core Reallocation	2312 2508	PD	0.00	(1,252,643)	0	0	(1,252,643)	
Core Reallocation	2312 2503	PD	0.00	(246,698)	0	0	(246,698)	
Core Reallocation	2312 2501	PD	0.00	(560,604)	0	0	(560,604)	
Core Reallocation	2312 2499	PD	0.00	(512,221)	0	0	(512,221)	
Core Reallocation	2312 2519	PD	0.00	(474,408)	0	0	(474,408)	
Core Reallocation	2312 2497	PD	0.00	(2,960,518)	0	0	(2,960,518)	
Core Reallocation	2312 2495	PD	0.00	(727,945)	0	0	(727,945)	
Core Reallocation	2312 2493	PD	0.00	(502,484)	0	0	(502,484)	
Core Reallocation	2312 4623	PD	0.00	2,960,518	0	0	2,960,518	
Core Reallocation	2312 2489	PD	0.00	(508,620)	0	0	(508,620)	
Core Reallocation	2312 4640	PD	0.00	557,995	0	0	557,995	
Core Reallocation	2312 4639	PD	0.00	4,124,429	0	0	4,124,429	
Core Reallocation	2312 4637	PD	0.00	818,445	0	0	818,445	
Core Reallocation	2312 4634	PD	0.00	1,252,643	0	0	1,252,643	
Core Reallocation	2312 4633	PD	0.00	246,698	0	0	246,698	

CORE RECONCILIATION DETAIL

STATE

COMMUNITY COLLEGE APPROPS

5. CORE RECONCILIATION DETAIL

	Budget Class	FTE	GR	Federal	Other	Total	Explanation
GOVERNOR'S ADDITIONAL CORE ADJUSTMENTS							
Core Reallocation	2312 4630	PD	0.00	560,604	0	0	560,604
Core Reallocation	2312 4641	PD	0.00	474,408	0	0	474,408
Core Reallocation	2312 4626	PD	0.00	512,221	0	0	512,221
NET GOVERNOR CHANGES			0.00	(14,921,653)	0	0	(14,921,653)
GOVERNOR'S RECOMMENDED CORE							
	PD	0.00	121,980,102	0	10,489,991	132,470,093	
Total		0.00	121,980,102	0	10,489,991	132,470,093	

DECISION ITEM SUMMARY

Budget Unit	FY 2017	FY 2017	FY 2018	FY 2018	FY 2019	FY 2019	FY 2019	FY 2019
Decision Item	ACTUAL	ACTUAL	BUDGET	BUDGET	DEPT REQ	DEPT REQ	GOV REC	GOV REC
Budget Object Summary	DOLLAR	FTE	DOLLAR	FTE	DOLLAR	FTE	DOLLAR	FTE
Fund								
COMMUNITY COLLEGE APPROPS								
CORE								
PROGRAM-SPECIFIC								
GENERAL REVENUE	125,621,828	0.00	136,901,755	0.00	136,901,755	0.00	121,980,102	0.00
LOTTERY PROCEEDS	10,175,291	0.00	10,489,991	0.00	10,489,991	0.00	10,489,991	0.00
TOTAL - PD	135,797,119	0.00	147,391,746	0.00	147,391,746	0.00	132,470,093	0.00
TOTAL	135,797,119	0.00	147,391,746	0.00	147,391,746	0.00	132,470,093	0.00
GRAND TOTAL	\$135,797,119	0.00	\$147,391,746	0.00	\$147,391,746	0.00	\$132,470,093	0.00

DECISION ITEM DETAIL

Budget Unit	FY 2017	FY 2017	FY 2018	FY 2018	FY 2019	FY 2019	FY 2019	FY 2019
Decision Item	ACTUAL	ACTUAL	BUDGET	BUDGET	DEPT REQ	DEPT REQ	GOV REC	GOV REC
Budget Object Class	DOLLAR	FTE	DOLLAR	FTE	DOLLAR	FTE	DOLLAR	FTE
COMMUNITY COLLEGE APPROPS								
CORE								
PROGRAM DISTRIBUTIONS	135,797,119	0.00	147,391,746	0.00	147,391,746	0.00	132,470,093	0.00
TOTAL - PD	135,797,119	0.00	147,391,746	0.00	147,391,746	0.00	132,470,093	0.00
GRAND TOTAL	\$135,797,119	0.00	\$147,391,746	0.00	\$147,391,746	0.00	\$132,470,093	0.00
GENERAL REVENUE	\$125,621,828	0.00	\$136,901,755	0.00	\$136,901,755	0.00	\$121,980,102	0.00
FEDERAL FUNDS	\$0	0.00	\$0	0.00	\$0	0.00	\$0	0.00
OTHER FUNDS	\$10,175,291	0.00	\$10,489,991	0.00	\$10,489,991	0.00	\$10,489,991	0.00

PROGRAM DESCRIPTION

Department of Higher Education

HB Section(s): 3.200

Community College Appropriations

Program is found in the following core budget(s): Community College Appropriations

1a. What strategic priority does this program address?

Increase educational attainment and workforce preparedness

1b. What does this program do?

State Aid is allocated to each of the 12 public community college districts in the Missouri system according to a distribution model agreed upon by all Community Colleges and the Missouri Department of Higher Education. State aid supports community colleges in their mission to provide increased educational attainment, increase the availability of skilled workers, and to prepare students for transfer to four-year institutions.

2. What is the authorization for this program, i.e., federal or state statute, etc.? (Include the federal program number, if applicable.)

Section 163.191.1, RSMo

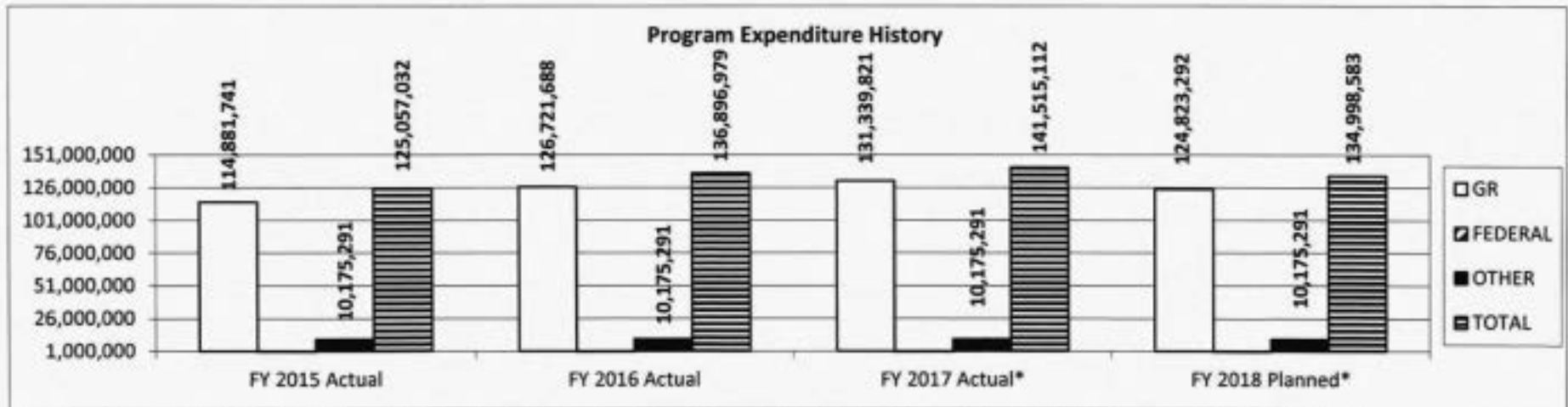
3. Are there federal matching requirements? If yes, please explain.

No

4. Is this a federally mandated program? If yes, please explain.

No

5. Provide actual expenditures for the prior three fiscal years and planned expenditures for the current fiscal year.



Maintenance and repair (M&R) expenditures are not reflected in these totals; they are included in the M&R Program Description that follows.

*Net of expenditure restrictions

PROGRAM DESCRIPTION

Department of Higher Education

HB Section(s): 3.200

Community College Appropriations

Program is found in the following core budget(s): Community College Appropriations

6. What are the sources of the "Other " funds?

Lottery Proceeds Fund (0291)

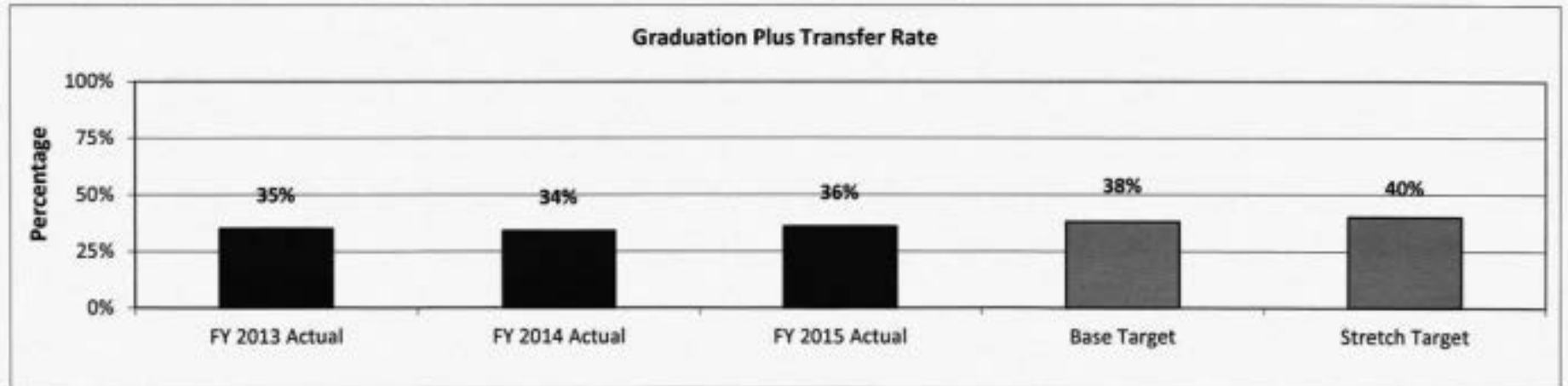
7a. Provide an effectiveness measure.

Professional licensure and certification success rates



*Expected date of availability for final data is December 2017

Three-year graduation or transfer to four-year institutions by first-time, full-time degree-seeking students



PROGRAM DESCRIPTION

Department of Higher Education _____

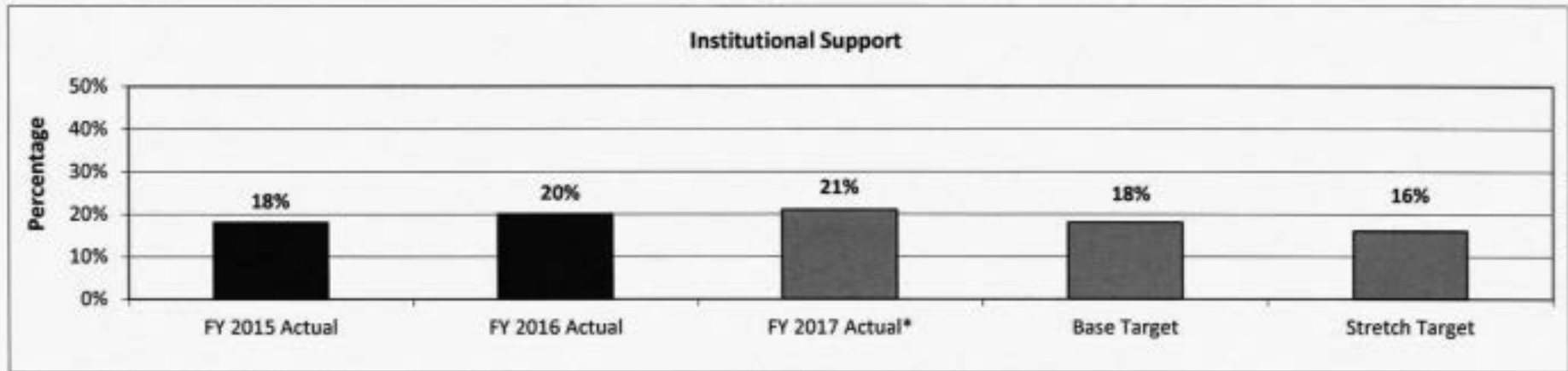
HB Section(s): 3.200

Community College Appropriations _____

Program is found in the following core budget(s): Community College Appropriations

7b. Provide an efficiency measure.


What percent of total E&G unrestricted expenditures is spent on institutional support?



*Expected date of availability is December 2017

7c. Provide the number of clients/individuals served, if applicable.

Total full-time equivalent enrollment at Missouri public community colleges.



7d. Provide a customer satisfaction measure, if available.

N/A

Department of Higher Education HB Section(s): 3.200
 Community Colleges Maintenance and Repair
 Program is found in the following core budget(s): Maintenance and Repair for Community Colleges

1a. What strategic priority does this program address?
 Increases educational attainment and safety of students and staff


1b. What does this program do?
 This allows for operating appropriations to be made available to community colleges for the cost of maintenance and repair of facilities and grounds, including surface parking areas, and purchases of equipment and furniture. Statute directs the Coordinating Board for Higher Education (CBHE) to provide reimbursement for specific maintenance, repair, and equipment projects at specific community college districts, in an amount of fifty percent of the cost of a given project as approved by the CBHE. Only salaries or portions of salaries paid which are directly related to approved projects may be included as eligible maintenance and repair match. Each community college must provide proof that a fifty percent share of the cost for maintenance and repair projects has been provided by the district.

2. What is the authorization for this program, i.e., federal or state statute, etc.? (Include the federal program number, if applicable.)
 Section 163.191.2, RSMo

3. Are there federal matching requirements? If yes, please explain.
 No

4. Is this a federally mandated program? If yes, please explain.
 No

5. Provide actual expenditures for the prior three fiscal years and planned expenditures for the current fiscal year.



6. What are the sources of the "Other" funds?
 N/A

PROGRAM DESCRIPTION

Department of Higher Education _____

HB Section(s): 3.200

Community Colleges Maintenance and Repair _____

Program is found in the following core budget(s): Maintenance and Repair for Community Colleges

7a. Provide an effectiveness measure.

N/A

7b. Provide an efficiency measure.

N/A

7c. Provide the number of clients/individuals served, if applicable.

N/A

7d. Provide a customer satisfaction measure, if available.

N/A

Department of Higher Education	Budget Unit	55780C
Division of Community Colleges		
Core - Tax Refund Offset	HB Section	3.200

1. CORE FINANCIAL SUMMARY

	FY 2019 Budget Request						FY 2019 Governor's Recommendation				
	GR	Federal	Other	Total	E		GR	Federal	Other	Total	E
PS	0	0	0	0		PS	0	0	0	0	
EE	0	0	0	0		EE	0	0	0	0	
PSD	0	0	2,556,000	2,556,000		PSD	0	0	2,556,000	2,556,000	
Total	0	0	2,556,000	2,556,000		Total	0	0	2,556,000	2,556,000	
FTE	0.00	0.00	0.00	0.00		FTE	0.00	0.00	0.00	0.00	

<i>Est. Fringe</i>	0	0	0	0
--------------------	---	---	---	---

<i>Est. Fringe</i>	0	0	0	0
--------------------	---	---	---	---

Note: Fringes budgeted in House Bill 5 except for certain fringes budgeted directly to MoDOT, Highway Patrol, and Conservation.

Note: Fringes budgeted in House Bill 5 except for certain fringes budgeted directly to MoDOT, Highway Patrol, and Conservation.

Other Funds: Debt Offset Escrow (0753)

Other Funds: Debt Offset Escrow (0753)

2. CORE DESCRIPTION

HB 1237 (1996) expanded Section 143.782, RSMo, to allow community colleges to participate in the Debt Offset Program under the authority of the Missouri Department of Revenue. Under the program, community colleges may intercept Missouri income tax refunds of students who owe them money.

A new decision item is being requested for an additional \$250,000 for this program.

CORE DECISION ITEM

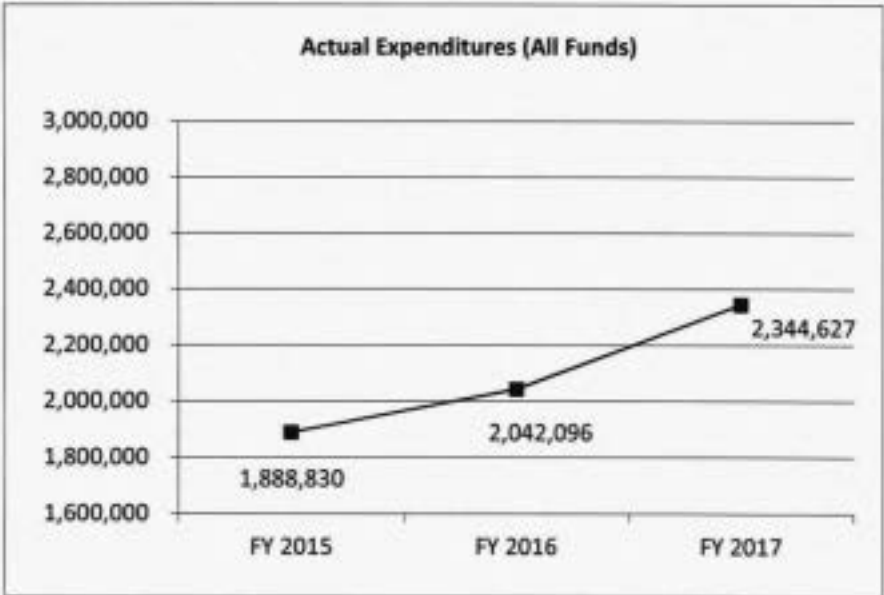
<u>Department of Higher Education</u>	<u>Budget Unit</u>	<u>55780C</u>
<u>Division of Community Colleges</u>		
<u>Core - Tax Refund Offset</u>	<u>HB Section</u>	<u>3.200</u>

3. PROGRAM LISTING (list programs included in this core funding)

Community Colleges Tax Refund Offset

4. FINANCIAL HISTORY

	FY 2015 Actual	FY 2016 Actual	FY 2017 Actual	FY 2018 Current Yr.
Appropriation (All Funds)	2,556,000	2,556,000	2,556,000	2,556,000
Less Reverted (All Funds)	0	0	0	0
Less Restricted (All Funds)	0	0	0	0
Budget Authority (All Funds)	2,556,000	2,556,000	2,556,000	N/A
Actual Expenditures (All Funds)	1,888,830	2,042,096	2,344,627	N/A
Unexpended (All Funds)	667,170	513,904	211,373	N/A
Unexpended, by Fund:				
General Revenue	0	0	0	N/A
Federal	0	0	0	N/A
Other	667,170	513,904	211,373	N/A



Reverted includes the statutory three-percent reserve amount (when applicable).

Restricted includes any Governor's Expenditure Restrictions which remained at the end of the fiscal year (when applicable).

NOTES:

CORE RECONCILIATION DETAIL

STATE

CC TAX REFUND OFFSET

5. CORE RECONCILIATION DETAIL

	Budget Class	FTE	GR	Federal	Other	Total	Explanation
TAFP AFTER VETOES							
	PD	0.00	0	0	2,556,000	2,556,000	
	Total	0.00	0	0	2,556,000	2,556,000	
DEPARTMENT CORE REQUEST							
	PD	0.00	0	0	2,556,000	2,556,000	
	Total	0.00	0	0	2,556,000	2,556,000	
GOVERNOR'S RECOMMENDED CORE							
	PD	0.00	0	0	2,556,000	2,556,000	
	Total	0.00	0	0	2,556,000	2,556,000	

DECISION ITEM SUMMARY

Budget Unit	FY 2017	FY 2017	FY 2018	FY 2018	FY 2019	FY 2019	FY 2019	FY 2019
Decision Item	ACTUAL	ACTUAL	BUDGET	BUDGET	DEPT REQ	DEPT REQ	GOV REC	GOV REC
Budget Object Summary	DOLLAR	FTE	DOLLAR	FTE	DOLLAR	FTE	DOLLAR	FTE
Fund								
CC TAX REFUND OFFSET								
CORE								
PROGRAM-SPECIFIC								
DEBT OFFSET ESCROW	2,344,627	0.00	2,556,000	0.00	2,556,000	0.00	2,556,000	0.00
TOTAL - PD	2,344,627	0.00	2,556,000	0.00	2,556,000	0.00	2,556,000	0.00
TOTAL	2,344,627	0.00	2,556,000	0.00	2,556,000	0.00	2,556,000	0.00
CC TAX REFUND OFFSET INCREASE - 1555008								
PROGRAM-SPECIFIC								
DEBT OFFSET ESCROW	0	0.00	0	0.00	250,000	0.00	250,000	0.00
TOTAL - PD	0	0.00	0	0.00	250,000	0.00	250,000	0.00
TOTAL	0	0.00	0	0.00	250,000	0.00	250,000	0.00
GRAND TOTAL	\$2,344,627	0.00	\$2,556,000	0.00	\$2,806,000	0.00	\$2,806,000	0.00

DECISION ITEM DETAIL

Budget Unit	FY 2017	FY 2017	FY 2018	FY 2018	FY 2019	FY 2019	FY 2019	FY 2019
Decision Item	ACTUAL	ACTUAL	BUDGET	BUDGET	DEPT REQ	DEPT REQ	GOV REC	GOV REC
Budget Object Class	DOLLAR	FTE	DOLLAR	FTE	DOLLAR	FTE	DOLLAR	FTE
CC TAX REFUND OFFSET								
CORE								
PROGRAM DISTRIBUTIONS	0	0.00	2,556,000	0.00	2,556,000	0.00	2,556,000	0.00
REFUNDS	2,344,627	0.00	0	0.00	0	0.00	0	0.00
TOTAL - PD	2,344,627	0.00	2,556,000	0.00	2,556,000	0.00	2,556,000	0.00
GRAND TOTAL	\$2,344,627	0.00	\$2,556,000	0.00	\$2,556,000	0.00	\$2,556,000	0.00
GENERAL REVENUE	\$0	0.00	\$0	0.00	\$0	0.00	\$0	0.00
FEDERAL FUNDS	\$0	0.00	\$0	0.00	\$0	0.00	\$0	0.00
OTHER FUNDS	\$2,344,627	0.00	\$2,556,000	0.00	\$2,556,000	0.00	\$2,556,000	0.00

NEW DECISION ITEM

RANK: 5 OF 8

Department of Higher Education	Budget Unit	55780C
Division of Community Colleges		
Tax Refund Offset	DI# 1555008	HB Section
		3.200

1. AMOUNT OF REQUEST

FY 2019 Budget Request					FY 2019 Governor's Recommendation						
	GR	Federal	Other	Total	E		GR	Federal	Other	Total	E
PS	0	0	0	0	0	PS	0	0	0	0	0
EE	0	0	0	0	0	EE	0	0	0	0	0
PSD	0	0	250,000	250,000		PSD	0	0	250,000	250,000	
TRF	0	0	0	0		TRF	0	0	0	0	
Total	0	0	250,000	250,000		Total	0	0	250,000	250,000	
FTE	0.00	0.00	0.00	0.00		FTE	0.00	0.00	0.00	0.00	

Est. Fringe	0	0	0	0
-------------	---	---	---	---

Note: Fringes budgeted in House Bill 5 except for certain fringes budgeted directly to MoDOT, Highway Patrol, and Conservation.

Est. Fringe	0	0	0	0
-------------	---	---	---	---

Note: Fringes budgeted in House Bill 5 except for certain fringes budgeted directly to MoDOT, Highway Patrol, and Conservation.

Other Funds: Debt Offset Escrow Fund (0753)

Other Funds: Other Funds: Debt Offset Escrow Fund (0753)

2. THIS REQUEST CAN BE CATEGORIZED AS:

<input type="checkbox"/> New Legislation	<input type="checkbox"/> New Program	<input type="checkbox"/> Fund Switch
<input type="checkbox"/> Federal Mandate	<input type="checkbox"/> Program Expansion	<input checked="" type="checkbox"/> Cost to Continue
<input type="checkbox"/> GR Pick-Up	<input type="checkbox"/> Space Request	<input type="checkbox"/> Equipment Replacement
<input type="checkbox"/> Pay Plan	<input type="checkbox"/> Other: _____	

NEW DECISION ITEM

RANK: 5 OF 8

Department of Higher Education	Budget Unit	<u>55780C</u>
Division of Community Colleges		
Tax Refund Offset	DI# 1555008	HB Section <u>3.200</u>

3. WHY IS THIS FUNDING NEEDED? PROVIDE AN EXPLANATION FOR ITEMS CHECKED IN #2. INCLUDE THE FEDERAL OR STATE STATUTORY OR CONSTITUTIONAL AUTHORIZATION FOR THIS PROGRAM.

Section 143.786, RSMo

Current appropriation authority for payment of income tax refunds set off against debt owed to Missouri's public community colleges by the taxpayer is \$2,556,000. MDHE anticipates increased growth in the amount of refunds intercepted and payable to the institutions which may possibly exceed the appropriation threshold for FY18 and FY19. As a result, the department is seeking \$250,000 in additional authority for continuation of this program.

4. DESCRIBE THE DETAILED ASSUMPTIONS USED TO DERIVE THE SPECIFIC REQUESTED AMOUNT. (How did you determine that the requested number of FTE were appropriate? From what source or standard did you derive the requested levels of funding? Were alternatives such as outsourcing or automation considered? If based on new legislation, does request tie to TAFP fiscal note? If not, explain why. Detail which portions of the request are one-times and how those amounts were calculated.)

Based on a historical analysis of the amounts claimed by community colleges in prior fiscal years and the potential for growth in tax refunds intercepted and payable to institutions that may exceed current appropriation authority, the department has requested supplemental funds of \$250,000 for FY18, and this is a request for continuation of that same level of funding for FY19.

NEW DECISION ITEM

RANK: 5 OF 8

Department of Higher Education	Budget Unit	55780C
Division of Community Colleges		
Tax Refund Offset	DI# 1555008	HB Section 3.200

5. BREAK DOWN THE REQUEST BY BUDGET OBJECT CLASS, JOB CLASS, AND FUND SOURCE. IDENTIFY ONE-TIME COSTS.

Budget Object Class/Job Class	Dept Req GR DOLLARS	Dept Req GR FTE	Dept Req FED DOLLARS	Dept Req FED FTE	Dept Req OTHER DOLLARS	Dept Req OTHER FTE	Dept Req TOTAL DOLLARS	Dept Req TOTAL FTE	Dept Req One-Time DOLLARS	E
							0			
							0	0.0		
Total PS	0	0.0	0	0.0	0	0.0	0	0.0	0	
							0			
Total EE	0		0		0		0		0	
Program Distributions					250,000		250,000			
Total PSD	0		0		250,000		250,000		0	
Transfers										
Total TRF	0		0		0		0		0	
Grand Total	0	0.0	0	0.0	250,000	0.0	250,000	0.0	0	

Budget Object Class/Job Class	Gov Rec GR DOLLARS	Gov Rec GR FTE	Gov Rec FED DOLLARS	Gov Rec FED FTE	Gov Rec OTHER DOLLARS	Gov Rec OTHER FTE	Gov Rec TOTAL DOLLARS	Gov Rec TOTAL FTE	Gov Rec One-Time DOLLARS	E
							0			
							0	0.0		
Total PS	0	0.0	0	0.0	0	0.0	0	0.0	0	
							0			
Total EE	0		0		0		0		0	

NEW DECISION ITEM

RANK: 5 OF 8

Department of Higher Education		Budget Unit	<u>55780C</u>	
Division of Community Colleges				
Tax Refund Offset	DI# 1555008	HB Section	<u>3.200</u>	

Program Distributions									
Total PSD	<u>0</u>	<u>0</u>	<u>0</u>	<u>0</u>	<u>0</u>	<u>0</u>	<u>0</u>	<u>0</u>	<u>0</u>
Transfers									
Total TRF	<u>0</u>	<u>0</u>	<u>0</u>	<u>0</u>	<u>0</u>	<u>0</u>	<u>0</u>	<u>0</u>	<u>0</u>
Grand Total	<u>0</u>	<u>0.0</u>	<u>0</u>	<u>0.0</u>	<u>0</u>	<u>0.0</u>	<u>0</u>	<u>0.0</u>	<u>0</u>

6. PERFORMANCE MEASURES (If new decision item has an associated core, separately identify projected performance with & without additional funding.)

6a. Provide an effectiveness measure. N/A	6b. Provide an efficiency measure. N/A
6c. Provide the number of clients/individuals served, if applicable. N/A	6d. Provide a customer satisfaction measure, if available. N/A

7. STRATEGIES TO ACHIEVE THE PERFORMANCE MEASUREMENT TARGETS:

DECISION ITEM DETAIL

Budget Unit	FY 2017	FY 2017	FY 2018	FY 2018	FY 2019	FY 2019	FY 2019	FY 2019
Decision Item	ACTUAL	ACTUAL	BUDGET	BUDGET	DEPT REQ	DEPT REQ	GOV REC	GOV REC
Budget Object Class	DOLLAR	FTE	DOLLAR	FTE	DOLLAR	FTE	DOLLAR	FTE
CC TAX REFUND OFFSET								
CC TAX REFUND OFFSET INCREASE - 1555008								
PROGRAM DISTRIBUTIONS	0	0.00	0	0.00	250,000	0.00	250,000	0.00
TOTAL - PD	0	0.00	0	0.00	250,000	0.00	250,000	0.00
GRAND TOTAL	\$0	0.00	\$0	0.00	\$250,000	0.00	\$250,000	0.00
GENERAL REVENUE	\$0	0.00	\$0	0.00	\$0	0.00	\$0	0.00
FEDERAL FUNDS	\$0	0.00	\$0	0.00	\$0	0.00	\$0	0.00
OTHER FUNDS	\$0	0.00	\$0	0.00	\$250,000	0.00	\$250,000	0.00

THIS PAGE INTENTIONALLY LEFT BLANK

CORE DECISION ITEM

Department of Higher Education	Budget Unit	<u>57502C</u>
Division of State Technical College of Missouri		
Core - State Aid for State Technical College of Missouri	HB Section	<u>3.205</u>

1. CORE FINANCIAL SUMMARY

	FY 2019 Budget Request						FY 2019 Governor's Recommendation				
	GR	Federal	Other	Total	E		GR	Federal	Other	Total	E
PS	0	0	0	0		PS	0	0	0	0	
EE	0	0	0	0		EE	0	0	0	0	
PSD	5,141,349	0	566,217	5,707,566		PSD	4,566,563	0	566,217	5,132,780	
Total	5,141,349	0	566,217	5,707,566		Total	4,566,563	0	566,217	5,132,780	
FTE	0.00	0.00	0.00	0.00		FTE	0.00	0.00	0.00	0.00	

<i>Est. Fringe</i>	0	0	0	0
--------------------	---	---	---	---

Note: Fringes budgeted in House Bill 5 except for certain fringes budgeted directly to MoDOT, Highway Patrol, and Conservation.

<i>Est. Fringe</i>	0	0	0	0
--------------------	---	---	---	---

Note: Fringes budgeted in House Bill 5 except for certain fringes budgeted directly to MoDOT, Highway Patrol, and Conservation.

Other Funds: Lottery Proceeds Fund (0291) \$536,217
Debt Offset Escrow (0753) \$30,000

Other Funds: Lottery Proceeds Fund (0291) \$536,217
Debt Offset Escrow (0753) \$30,000

2. CORE DESCRIPTION

The CBHE is responsible for reviewing the institutional budgets and preparing appropriation recommendations annually for the State Technical College of Missouri.

	Core	Performance Setaside	Total FY19 Core
GR	5,141,349	0	5,141,349
Lottery	536,217	0	536,217
Debt Offset	30,000	0	30,000
	5,707,566	0	5,707,566

	Core	Performance Setaside	Total FY19 Core
GR	4,056,285	510,278	4,566,563
Lottery	536,217	0	536,217
Debt Offset	30,000	0	30,000
	4,622,502	510,278	5,132,780

CORE DECISION ITEM

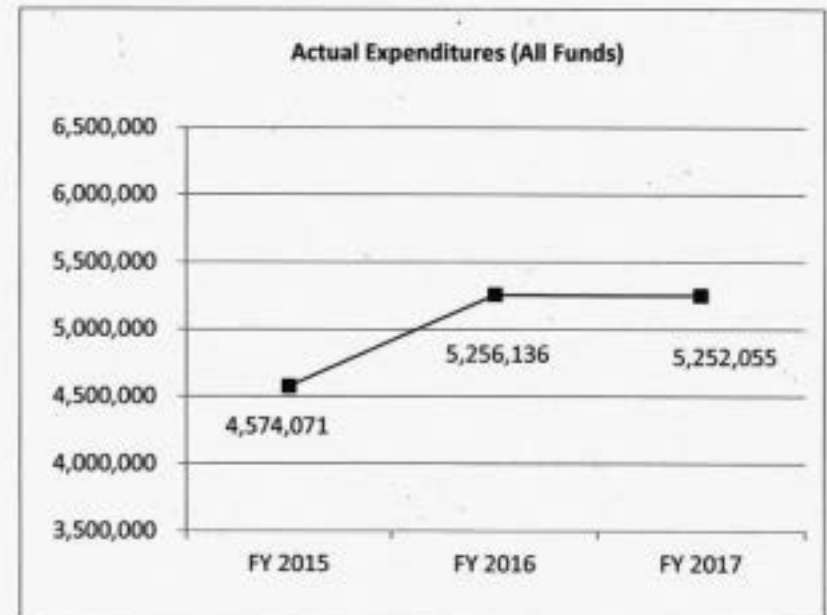
Department of Higher Education	Budget Unit	57502C
Division of State Technical College of Missouri		
Core - State Aid for State Technical College of Missouri	HB Section	3.205

3. PROGRAM LISTING (list programs included in this core funding)

State Technical College of Missouri

4. FINANCIAL HISTORY

	FY 2015 Actual	FY 2016 Actual	FY 2017 Actual	FY 2018 Current Yr.
Appropriation (All Funds)	4,745,538	5,448,697	5,887,971	5,707,566
Less Reverted (All Funds)	(141,467)	(162,561)	(175,740)	(165,912)
Less Restricted (All Funds)*	0	0	(430,176)	(147,195)
Budget Authority (All Funds)	4,604,071	5,286,136	5,282,055	N/A
Actual Expenditures (All Funds)	4,574,071	5,256,136	5,252,055	N/A
Unexpended (All Funds)	30,000	30,000	30,000	N/A
Unexpended, by Fund:				
General Revenue	0	0	0	N/A
Federal	0	0	0	N/A
Other	30,000	30,000	30,000	N/A



*Restricted amount is as of 9/15/17

Reverted includes the statutory three-percent reserve amount (when applicable).

Restricted includes any Governor's Expenditure Restrictions which remained at the end of the fiscal year (when applicable).

NOTES:

CORE RECONCILIATION DETAIL

STATE

STATE TECHNICAL COLLEGE OF MO

5. CORE RECONCILIATION DETAIL

	Budget Class	FTE	GR	Federal	Other	Total	Explanation
TAFP AFTER VETOES							
	PD	0.00	5,141,349	0	566,217	5,707,566	
	Total	0.00	5,141,349	0	566,217	5,707,566	
DEPARTMENT CORE REQUEST							
	PD	0.00	5,141,349	0	566,217	5,707,566	
	Total	0.00	5,141,349	0	566,217	5,707,566	
GOVERNOR'S ADDITIONAL CORE ADJUSTMENTS							
Core Reduction	1789 2733	PD	0.00	(147,195)	0	0	(147,195)
Core Reduction	2301 2733	PD	0.00	(427,591)	0	0	(427,591)
Core Reallocation	2313 2733	PD	0.00	(510,278)	0	0	(510,278)
Core Reallocation	2313 4642	PD	0.00	510,278	0	0	510,278
	NET GOVERNOR CHANGES		0.00	(574,786)	0	0	(574,786)
GOVERNOR'S RECOMMENDED CORE							
	PD	0.00	4,566,563	0	566,217	5,132,780	
	Total	0.00	4,566,563	0	566,217	5,132,780	

DECISION ITEM SUMMARY

Budget Unit									
Decision Item	FY 2017	FY 2017	FY 2018	FY 2018	FY 2019	FY 2019	FY 2019	FY 2019	FY 2019
Budget Object Summary	ACTUAL	ACTUAL	BUDGET	BUDGET	DEPT REQ	DEPT REQ	GOV REC	GOV REC	GOV REC
Fund	DOLLAR	FTE	DOLLAR	FTE	DOLLAR	FTE	DOLLAR	FTE	FTE
STATE TECHNICAL COLLEGE OF MO									
CORE									
PROGRAM-SPECIFIC									
GENERAL REVENUE	4,731,925	0.00	5,141,349	0.00	5,141,349	0.00	4,566,563	0.00	0.00
LOTTERY PROCEEDS	520,130	0.00	536,217	0.00	536,217	0.00	536,217	0.00	0.00
DEBT OFFSET ESCROW	0	0.00	30,000	0.00	30,000	0.00	30,000	0.00	0.00
TOTAL - PD	5,252,055	0.00	5,707,566	0.00	5,707,566	0.00	5,132,780	0.00	0.00
TOTAL	5,252,055	0.00	5,707,566	0.00	5,707,566	0.00	5,132,780	0.00	0.00
GRAND TOTAL	\$5,252,055	0.00	\$5,707,566	0.00	\$5,707,566	0.00	\$5,132,780	0.00	0.00

DECISION ITEM DETAIL

Budget Unit	FY 2017	FY 2017	FY 2018	FY 2018	FY 2019	FY 2019	FY 2019	FY 2019
Decision Item	ACTUAL	ACTUAL	BUDGET	BUDGET	DEPT REQ	DEPT REQ	GOV REC	GOV REC
Budget Object Class	DOLLAR	FTE	DOLLAR	FTE	DOLLAR	FTE	DOLLAR	FTE
STATE TECHNICAL COLLEGE OF MO								
CORE								
PROGRAM DISTRIBUTIONS	5,252,055	0.00	5,707,566	0.00	5,707,566	0.00	5,132,780	0.00
TOTAL - PD	5,252,055	0.00	5,707,566	0.00	5,707,566	0.00	5,132,780	0.00
GRAND TOTAL	\$5,252,055	0.00	\$5,707,566	0.00	\$5,707,566	0.00	\$5,132,780	0.00
GENERAL REVENUE	\$4,731,925	0.00	\$5,141,349	0.00	\$5,141,349	0.00	\$4,566,563	0.00
FEDERAL FUNDS	\$0	0.00	\$0	0.00	\$0	0.00	\$0	0.00
OTHER FUNDS	\$520,130	0.00	\$566,217	0.00	\$566,217	0.00	\$566,217	0.00

PROGRAM DESCRIPTION

Department of Higher Education
 State Technical College of Missouri

HB Section(s): 3.205

Program is found in the following core budget(s): State Aid for State Technical College of Missouri

1a. What strategic priority does this program address?
 Increase working-age educational attainment

1b. What does this program do?

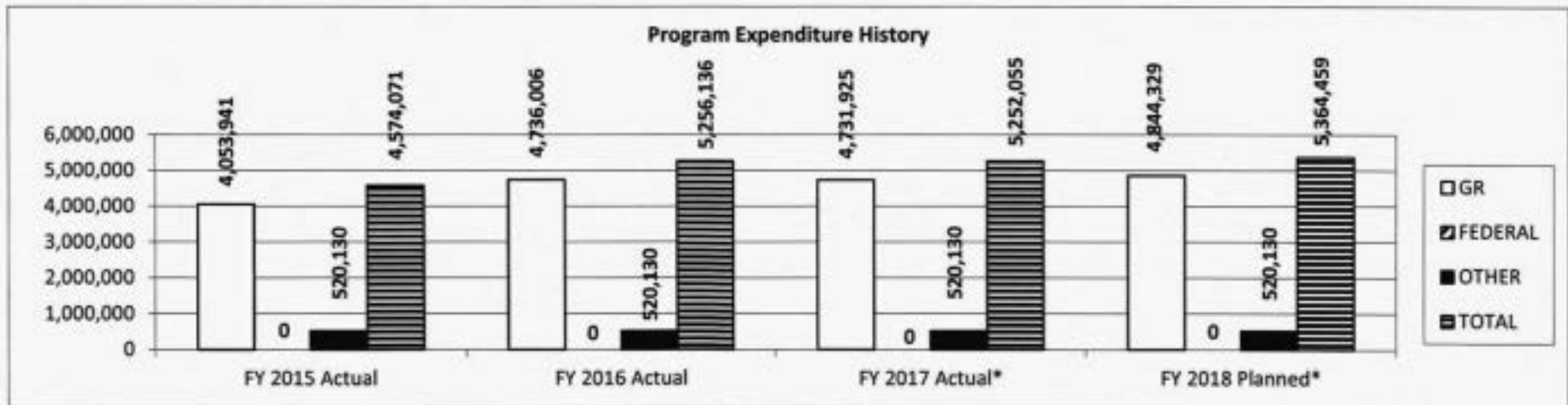
State Aid is allocated to State Technical College of Missouri, the state's only public technical institution. State aid supports the institution in its mission to provide increased educational attainment, increase the availability of skilled workers, and to provide training in specialized technical and industrial occupations.

2. What is the authorization for this program, i.e., federal or state statute, etc.? (Include the federal program number, if applicable.)
 Section 178.631, RSMo

3. Are there federal matching requirements? If yes, please explain.
 No

4. Is this a federally mandated program? If yes, please explain.
 No

5. Provide actual expenditures for the prior three fiscal years and planned expenditures for the current fiscal year.



*Net of expenditure restrictions

PROGRAM DESCRIPTION

Department of Higher Education
 State Technical College of Missouri

HB Section(s): 3.205

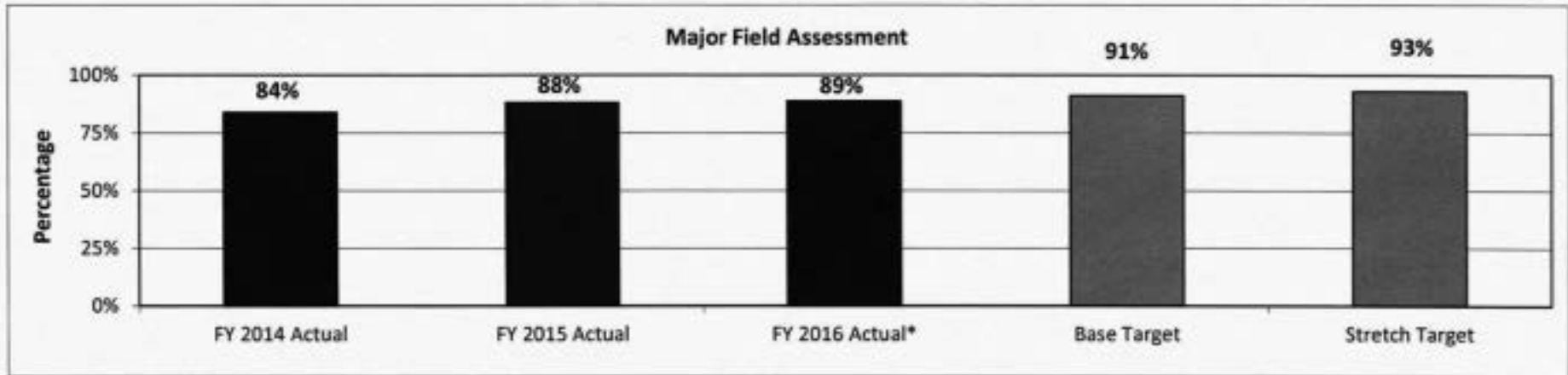
Program is found in the following core budget(s): State Aid for State Technical College of Missouri

6. What are the sources of the "Other " funds?

Lottery Proceeds Fund (0291)

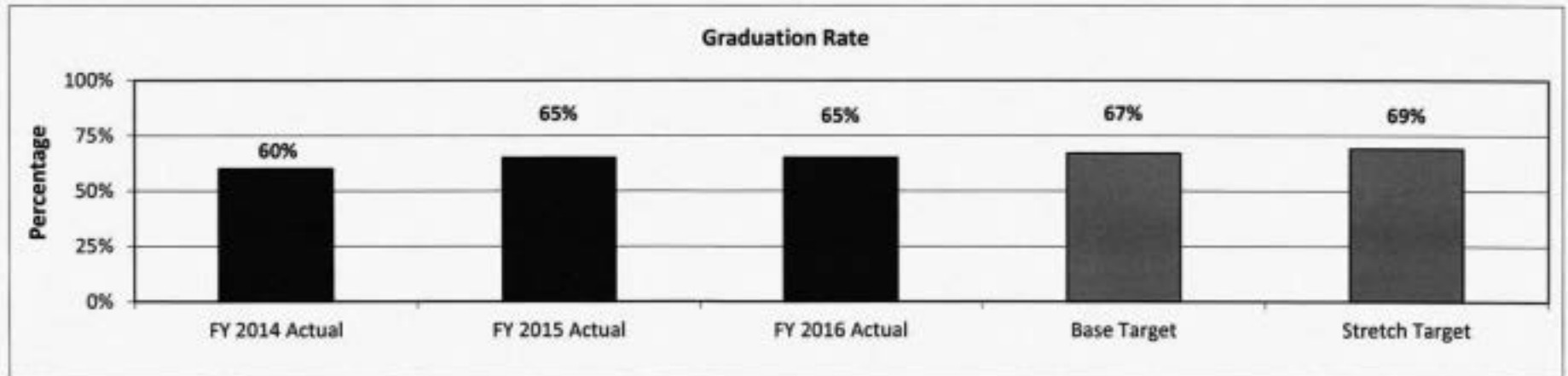
7a. Provide an effectiveness measure.

Perkins Reported 1P1 Technical Skill Attainment



*Expected date of availability for final data is December 2017

Three-year graduation rate of each first-time, full-time degree-seeking undergraduate who graduated from State Technical College of Missouri.



PROGRAM DESCRIPTION

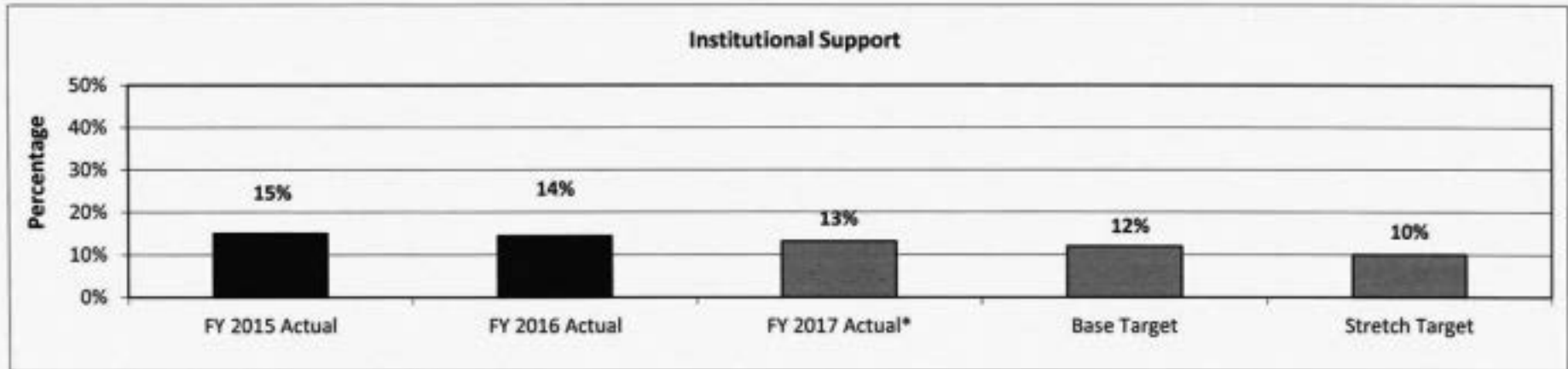
Department of Higher Education
 State Technical College of Missouri

HB Section(s): 3.205

Program is found in the following core budget(s): State Aid for State Technical College of Missouri

7b. Provide an efficiency measure.


What percent of total E&G unrestricted expenditures is spent on institutional support?



*Expected date of availability is December 2017

7c. Provide the number of clients/individuals served, if applicable.

Total full-time equivalent enrollment at State Technical College of Missouri.



7d. Provide a customer satisfaction measure, if available.

N/A

THIS PAGE INTENTIONALLY LEFT BLANK

Department of Higher Education	Budget Unit	57511C, 57531C, 57551C, 57571C, 57725C, 57591C,
Division of Four-year Colleges and Universities		57601C, 57621C, 57641C, 57661C, 57681C
Core - State Aid to Four-year Institutions	HB Section	3.210, 3.215, 3.220, 3.225, 3.230, 3.235, 3.240, 3.245, 3.250, 3.255

1. CORE FINANCIAL SUMMARY

	FY 2019 Budget Request					FY 2019 Governor's Recommendation				
	GR	Federal	Other	Total	E	GR	Federal	Other	Total	E
PS	0	0	0	0	0	0	0	0	0	0
EE	0	0	0	0	0	0	0	0	0	0
PSD	671,678,252	0	86,507,377	758,185,629		595,261,032	0	86,507,377	681,768,409	
Total	671,678,252	0	86,507,377	758,185,629		595,261,032	0	86,507,377	681,768,409	
FTE	0.00	0.00	0.00	0.00		0.00	0.00	0.00	0.00	

Est. Fringe	0	0	0	0
--------------------	---	---	---	---

Note: Fringes budgeted in House Bill 5 except for certain fringes budgeted directly to MoDOT, Highway Patrol, and Conservation.

Est. Fringe	0	0	0	0
--------------------	---	---	---	---

Note: Fringes budgeted in House Bill 5 except for certain fringes budgeted directly to MoDOT, Highway Patrol, and Conservation.

Other Funds: Lottery Proceeds Fund (0291) \$83,207,377
 Debt Offset Escrow Fund (0753) \$3,300,000

Other Funds: Lottery Proceeds Fund (0291) \$83,207,377
 Debt Offset Escrow Fund (0753) \$3,300,000

2. CORE DESCRIPTION

The Coordinating Board and the department work with the public four-year universities to develop and fund programs at the institutions, including new, targeted programs in addition to maintenance of core operating budgets and capital projects. The department is responsible for preparing consolidated appropriation recommendations annually for the public four-year universities.

As outlined in the core reconciliation detail (#5), a new decision item for an additional \$50,000 for debt offset purposes for Missouri State University has been requested.

CORE DECISION ITEM

Department of Higher Education	Budget Unit	57511C, 57531C, 57551C, 57571C, 57725C, 57591C,
Division of Four-year Colleges and Universities		57601C, 57621C, 57641C, 57661C, 57681C
Core - State Aid to Four-year Institutions	HB Section	3.210, 3.215, 3.220, 3.225, 3.230, 3.235, 3.240, 3.245, 3.250, 3.255

3. PROGRAM LISTING (list programs included in this core funding)

Institution	GR		Lottery	Total GR	Total Lottery	Debt Offset	FY19 Total Core
	Core	Performance Set Aside	Core				
University of Central Missouri	\$49,733,651	\$0	\$6,050,959	\$49,733,651	\$6,050,959	\$200,000	\$55,984,610
Southeast Missouri State Univ	\$41,138,211	\$0	\$4,935,757	\$41,138,211	\$4,935,757	\$200,000	\$46,273,968
Missouri State University	\$75,950,718	\$0	\$9,670,119	\$75,950,718	\$9,670,119	\$300,000	\$85,920,837
Lincoln University	\$16,018,441	\$0	\$1,814,072	\$16,018,441	\$1,814,072	\$200,000	\$18,032,513
Lincoln Univ Land Grant Match	\$2,500,000			\$2,500,000			\$2,500,000
Truman State University	\$37,166,361	\$0	\$4,576,165	\$37,166,361	\$4,576,165	\$200,000	\$41,942,526
Northwest Missouri State Univ	\$27,646,802	\$0	\$3,342,740	\$27,646,802	\$3,342,740	\$200,000	\$31,189,542
Missouri Southern State Univ	\$21,212,724	\$0	\$2,431,511	\$21,212,724	\$2,431,511	\$200,000	\$23,844,235
Missouri Western State Univ	\$19,417,925	\$0	\$2,394,327	\$19,417,925	\$2,394,327	\$200,000	\$22,012,252
Harris-Stowe State University	\$8,564,099	\$0	\$1,148,979	\$8,564,099	\$1,148,979	\$200,000	\$9,913,078
University of Missouri	\$372,329,320	\$0	\$46,842,748	\$372,329,320	\$46,842,748	\$1,400,000	\$420,572,068
	\$671,678,252	\$0	\$83,207,377	\$671,678,252	\$83,207,377	\$3,300,000	\$758,185,629

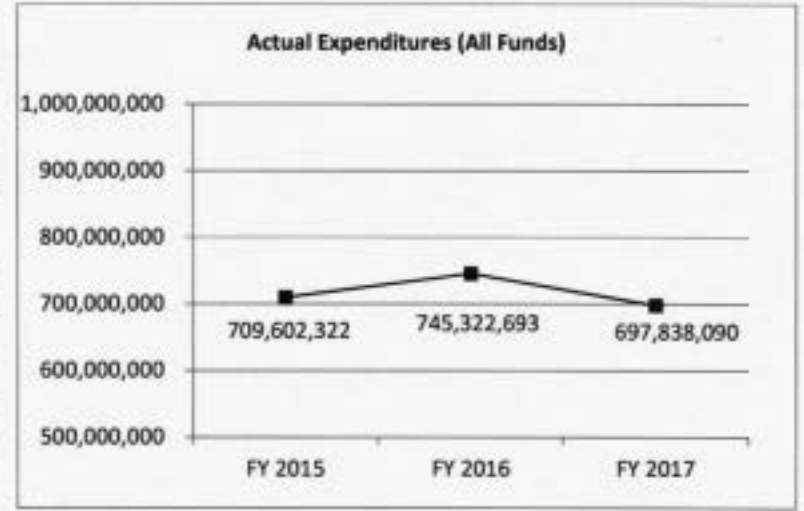
Governor Recommendations:

Institution	GR		Lottery	Total GR	Total Lottery	Debt Offset	FY19 Total Core
	Core	Performance Set Aside	Core				
University of Central Missouri	\$39,072,417	\$5,013,709	\$6,050,959	\$44,086,126	\$6,050,959	\$200,000	\$50,337,085
Southeast Missouri State Univ	\$32,332,819	\$4,140,953	\$4,935,757	\$36,473,772	\$4,935,757	\$200,000	\$41,609,529
Missouri State University	\$59,587,357	\$7,695,275	\$9,670,119	\$67,282,632	\$9,670,119	\$300,000	\$77,252,751
Lincoln University	\$12,610,394	\$1,602,718	\$1,814,072	\$14,213,112	\$1,814,072	\$200,000	\$16,227,184
Lincoln Univ Land Grant Match	\$2,500,000			\$2,500,000			\$2,500,000
Truman State University	\$29,188,769	\$3,751,659	\$4,576,165	\$32,940,428	\$4,576,165	\$200,000	\$37,716,593
Northwest Missouri State Univ	\$21,724,259	\$2,785,222	\$3,342,740	\$24,509,481	\$3,342,740	\$200,000	\$28,052,221
Missouri Southern State Univ	\$16,693,974	\$2,125,054	\$2,431,511	\$18,819,028	\$2,431,511	\$200,000	\$21,450,539
Missouri Western State Univ	\$15,249,293	\$1,960,402	\$2,394,327	\$17,209,695	\$2,394,327	\$200,000	\$19,804,022
Harris-Stowe State University	\$6,707,791	\$872,975	\$1,148,979	\$7,580,766	\$1,148,979	\$200,000	\$8,929,745
University of Missouri	\$291,997,118	\$37,648,874	\$46,842,748	\$329,645,992	\$46,842,748	\$1,400,000	\$377,888,740
	\$527,664,191	\$67,596,841	\$83,207,377	\$595,261,032	\$83,207,377	\$3,300,000	\$681,768,409

Department of Higher Education	Budget Unit	57511C, 57531C, 57551C, 57571C, 57725C, 57591C,
Division of Four-year Colleges and Universities		57601C, 57621C, 57641C, 57661C, 57681C
Core - State Aid to Four-year Institutions	HB Section	3.210, 3.215, 3.220, 3.225, 3.230, 3.235, 3.240, 3.245, 3.250, 3.255

4. FINANCIAL HISTORY

	FY 2015 Actual	FY 2016 Actual	FY 2017 Actual	FY 2018 Current Yr.
Appropriation (All Funds)	732,485,549	770,172,794	780,064,180	758,185,629
Less Reverted (All Funds)	(21,911,566)	(23,006,184)	(23,257,177)	(22,053,349)
Less Restricted (All Funds)*			(57,625,904)	(19,773,978)
Budget Authority (All Funds)	710,573,983	747,166,610	699,181,099	N/A
Actual Expenditures (All Funds)	709,602,322	745,322,693	697,838,090	N/A
Unexpended (All Funds)	971,661	1,843,917	1,343,009	N/A
Unexpended, by Fund:				
General Revenue	0	0	0	N/A
Federal	0	0	0	N/A
Other	971,661	1,843,917	1,343,009	N/A



*Restricted amount is as of 9/15/17

Reverted includes the statutory three-percent reserve amount (when applicable).

Restricted includes any Governor's Expenditure Restrictions which remained at the end of the fiscal year (when applicable).

NOTES: (1) Appropriation reflects an additional \$1.2 million supplemental appropriation received by the University of Missouri System for debt offset purposes

CORE RECONCILIATION DETAIL

STATE
UNIVERSITY OF CENTRAL MO

5. CORE RECONCILIATION DETAIL

	Budget Class	FTE	GR	Federal	Other	Total	Explanation
TAFP AFTER VETOES							
	PD	0.00	49,733,651	0	6,250,959	55,984,610	
	Total	0.00	49,733,651	0	6,250,959	55,984,610	
DEPARTMENT CORE REQUEST							
	PD	0.00	49,733,651	0	6,250,959	55,984,610	
	Total	0.00	49,733,651	0	6,250,959	55,984,610	
GOVERNOR'S ADDITIONAL CORE ADJUSTMENTS							
Core Reduction	1790 0649 PD	0.00	(1,446,253)	0	0	(1,446,253)	
Core Reduction	2302 0649 PD	0.00	(4,201,272)	0	0	(4,201,272)	
Core Reallocation	2314 0649 PD	0.00	(5,013,709)	0	0	(5,013,709)	
Core Reallocation	2314 4643 PD	0.00	5,013,709	0	0	5,013,709	
	NET GOVERNOR CHANGES	0.00	(5,647,525)	0	0	(5,647,525)	
GOVERNOR'S RECOMMENDED CORE							
	PD	0.00	44,086,126	0	6,250,959	50,337,085	
	Total	0.00	44,086,126	0	6,250,959	50,337,085	

DECISION ITEM SUMMARY

Budget Unit									
Decision Item	FY 2017	FY 2017	FY 2018	FY 2018	FY 2019	FY 2019	FY 2019	FY 2019	FY 2019
Budget Object Summary	ACTUAL	ACTUAL	BUDGET	BUDGET	DEPT REQ	DEPT REQ	GOV REC	GOV REC	GOV REC
Fund	DOLLAR	FTE	DOLLAR	FTE	DOLLAR	FTE	DOLLAR	FTE	FTE
UNIVERSITY OF CENTRAL MO									
CORE									
PROGRAM-SPECIFIC									
GENERAL REVENUE	45,657,370	0.00	49,733,651	0.00	49,733,651	0.00	44,086,126	0.00	0.00
LOTTERY PROCEEDS	5,869,430	0.00	6,050,959	0.00	6,050,959	0.00	6,050,959	0.00	0.00
DEBT OFFSET ESCROW	157,337	0.00	200,000	0.00	200,000	0.00	200,000	0.00	0.00
TOTAL - PD	51,684,137	0.00	55,984,610	0.00	55,984,610	0.00	50,337,085	0.00	0.00
TOTAL	51,684,137	0.00	55,984,610	0.00	55,984,610	0.00	50,337,085	0.00	0.00
GRAND TOTAL	\$51,684,137	0.00	\$55,984,610	0.00	\$55,984,610	0.00	\$50,337,085	0.00	0.00

DECISION ITEM DETAIL

Budget Unit	FY 2017	FY 2017	FY 2018	FY 2018	FY 2019	FY 2019	FY 2019	FY 2019
Decision Item	ACTUAL	ACTUAL	BUDGET	BUDGET	DEPT REQ	DEPT REQ	GOV REC	GOV REC
Budget Object Class	DOLLAR	FTE	DOLLAR	FTE	DOLLAR	FTE	DOLLAR	FTE
UNIVERSITY OF CENTRAL MO								
CORE								
PROGRAM DISTRIBUTIONS	51,526,800	0.00	55,984,610	0.00	55,984,610	0.00	50,337,085	0.00
REFUNDS	157,337	0.00	0	0.00	0	0.00	0	0.00
TOTAL - PD	51,684,137	0.00	55,984,610	0.00	55,984,610	0.00	50,337,085	0.00
GRAND TOTAL	\$51,684,137	0.00	\$55,984,610	0.00	\$55,984,610	0.00	\$50,337,085	0.00
GENERAL REVENUE	\$45,657,370	0.00	\$49,733,651	0.00	\$49,733,651	0.00	\$44,086,126	0.00
FEDERAL FUNDS	\$0	0.00	\$0	0.00	\$0	0.00	\$0	0.00
OTHER FUNDS	\$6,026,767	0.00	\$6,250,959	0.00	\$6,250,959	0.00	\$6,250,959	0.00

PROGRAM DESCRIPTION

Department of Higher Education _____

HB Section(s): 3.210

University of Central Missouri _____

Program is found in the following core budget(s): State Aid to Four-year Institutions

1a. What strategic priority does this program address?

Increase working-age educational attainment

1b. What does this program do?

This program provides state aid funding for the operation of University of Central Missouri. State aid supports public universities in their mission to provide increased educational attainment, increase the availability of skilled workers, and to provide additional training through graduate and professional programs.

2. What is the authorization for this program, i.e., federal or state statute, etc.? (Include the federal program number, if applicable.)

Chapter 174, RSMo

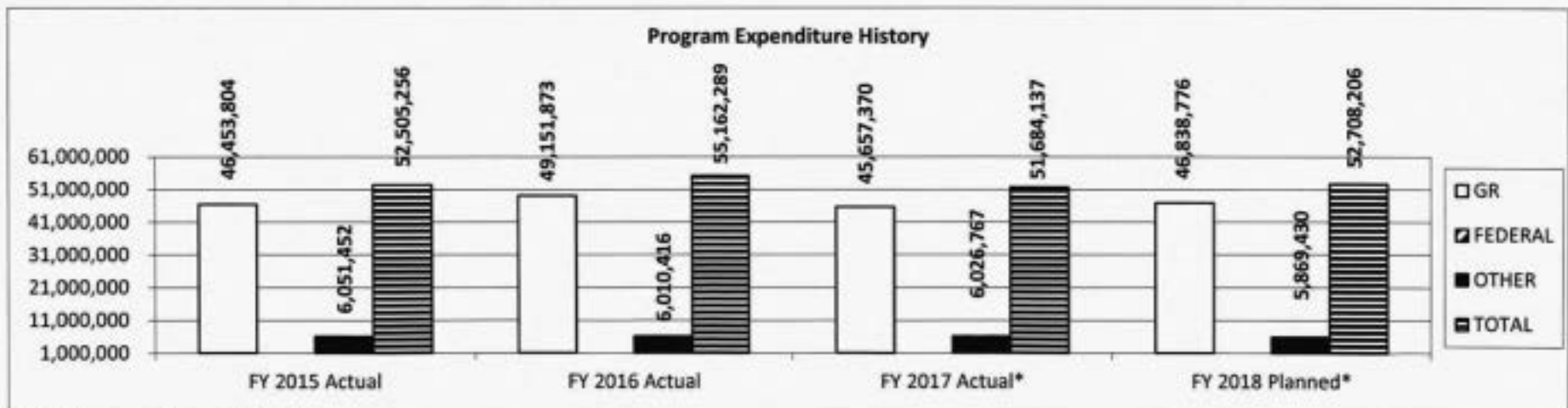
3. Are there federal matching requirements? If yes, please explain.

No

4. Is this a federally mandated program? If yes, please explain.

No

5. Provide actual expenditures for the prior three fiscal years and planned expenditures for the current fiscal year.



*Net of expenditure restrictions

PROGRAM DESCRIPTION

Department of Higher Education _____

HB Section(s): 3.210

University of Central Missouri _____

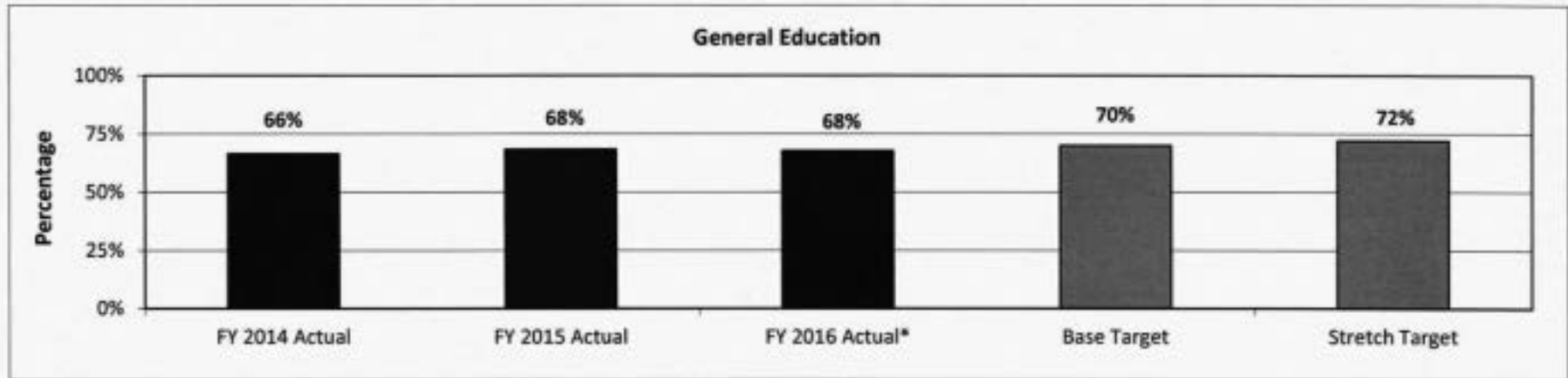
Program is found in the following core budget(s): State Aid to Four-year Institutions

6. What are the sources of the "Other" funds?

Lottery Proceeds Fund (0291); Debt Offset Escrow (0753)

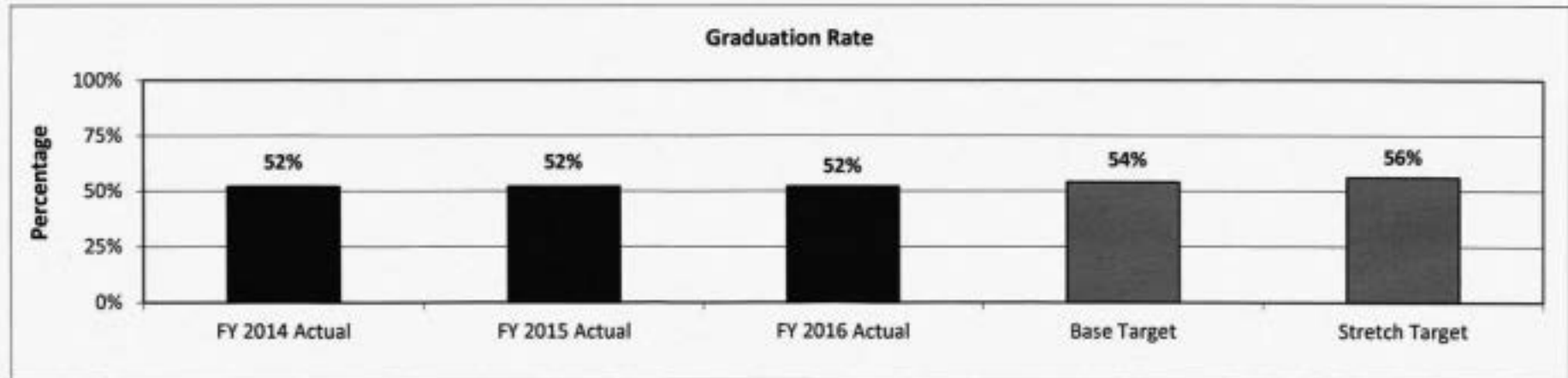
7a. Provide an effectiveness measure.

Graduate pass rates, nationally normed or nationally recognized assessment of general education.



*Expected date of availability for final data is December 2017

Six-year graduation rate of each first-time, full-time degree-seeking undergraduate who graduated from University of Central Missouri.



PROGRAM DESCRIPTION

Department of Higher Education _____

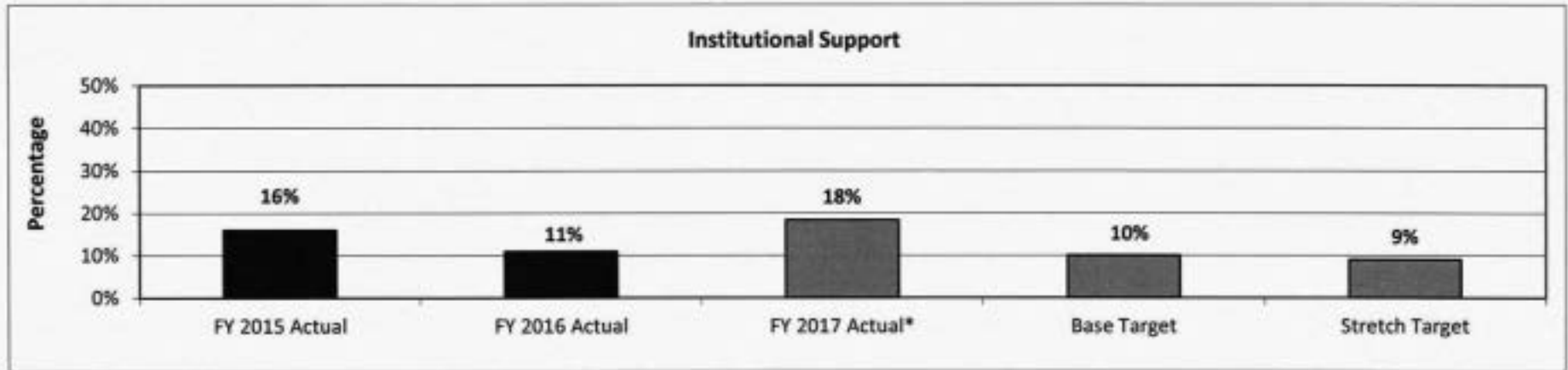
HB Section(s): 3.210

University of Central Missouri _____

Program is found in the following core budget(s): State Aid to Four-year Institutions

7b. Provide an efficiency measure.


What percent of total E&G unrestricted expenditures is spent on institutional support?



*Expected date of availability is December 2017

7c. Provide the number of clients/individuals served, if applicable.

Total full-time equivalent enrollment at University of Central Missouri.



7d. Provide a customer satisfaction measure, if available.

N/A

CORE RECONCILIATION DETAIL

STATE
SOUTHEAST MO STATE UNIVERSITY

5. CORE RECONCILIATION DETAIL

	Budget Class	FTE	GR	Federal	Other	Total	Explanation
TAFP AFTER VETOES							
	PD	0.00	41,138,211	0	5,135,757	46,273,968	
	Total	0.00	41,138,211	0	5,135,757	46,273,968	
DEPARTMENT CORE REQUEST							
	PD	0.00	41,138,211	0	5,135,757	46,273,968	
	Total	0.00	41,138,211	0	5,135,757	46,273,968	
GOVERNOR'S ADDITIONAL CORE ADJUSTMENTS							
Core Reduction	1791 0650	PD	0.00	(1,194,499)	0	0	(1,194,499)
Core Reduction	2303 0650	PD	0.00	(3,469,940)	0	0	(3,469,940)
Core Reallocation	2315 0650	PD	0.00	(4,140,953)	0	0	(4,140,953)
Core Reallocation	2315 4644	PD	0.00	4,140,953	0	0	4,140,953
	NET GOVERNOR CHANGES		0.00	(4,664,439)	0	0	(4,664,439)
GOVERNOR'S RECOMMENDED CORE							
	PD	0.00	36,473,772	0	5,135,757	41,609,529	
	Total	0.00	36,473,772	0	5,135,757	41,609,529	

DECISION ITEM SUMMARY

Budget Unit	FY 2017	FY 2017	FY 2018	FY 2018	FY 2019	FY 2019	FY 2019	FY 2019
Decision Item	ACTUAL	ACTUAL	BUDGET	BUDGET	DEPT REQ	DEPT REQ	GOV REC	GOV REC
Budget Object Summary	DOLLAR	FTE	DOLLAR	FTE	DOLLAR	FTE	DOLLAR	FTE
Fund								
SOUTHEAST MO STATE UNIVERSITY								
CORE								
PROGRAM-SPECIFIC								
GENERAL REVENUE	37,675,693	0.00	41,138,211	0.00	41,138,211	0.00	36,473,772	0.00
LOTTERY PROCEEDS	4,787,684	0.00	4,935,757	0.00	4,935,757	0.00	4,935,757	0.00
DEBT OFFSET ESCROW	103,521	0.00	200,000	0.00	200,000	0.00	200,000	0.00
TOTAL - PD	42,566,898	0.00	46,273,968	0.00	46,273,968	0.00	41,609,529	0.00
TOTAL	42,566,898	0.00	46,273,968	0.00	46,273,968	0.00	41,609,529	0.00
GRAND TOTAL	\$42,566,898	0.00	\$46,273,968	0.00	\$46,273,968	0.00	\$41,609,529	0.00

DECISION ITEM DETAIL

Budget Unit	FY 2017	FY 2017	FY 2018	FY 2018	FY 2019	FY 2019	FY 2019	FY 2019
Decision Item	ACTUAL	ACTUAL	BUDGET	BUDGET	DEPT REQ	DEPT REQ	GOV REC	GOV REC
Budget Object Class	DOLLAR	FTE	DOLLAR	FTE	DOLLAR	FTE	DOLLAR	FTE
SOUTHEAST MO STATE UNIVERSITY								
CORE								
PROGRAM DISTRIBUTIONS	42,463,377	0.00	46,273,968	0.00	46,273,968	0.00	41,609,529	0.00
REFUNDS	103,521	0.00	0	0.00	0	0.00	0	0.00
TOTAL - PD	42,566,898	0.00	46,273,968	0.00	46,273,968	0.00	41,609,529	0.00
GRAND TOTAL	\$42,566,898	0.00	\$46,273,968	0.00	\$46,273,968	0.00	\$41,609,529	0.00
GENERAL REVENUE	\$37,675,693	0.00	\$41,138,211	0.00	\$41,138,211	0.00	\$36,473,772	0.00
FEDERAL FUNDS	\$0	0.00	\$0	0.00	\$0	0.00	\$0	0.00
OTHER FUNDS	\$4,891,205	0.00	\$5,135,757	0.00	\$5,135,757	0.00	\$5,135,757	0.00

PROGRAM DESCRIPTION

Department of Higher Education
Southeast Missouri State University

HB Section(s): 3.215

Program is found in the following core budget(s): State Aid to Four-year Institutions

1a. What strategic priority does this program address?

Increase working-age educational attainment

1b. What does this program do?

This program provides state aid funding for the operation of Southeast Missouri State University. State aid supports public universities in their mission to provide increased educational attainment, increase the availability of skilled workers, and to provide additional training through graduate and professional programs.

2. What is the authorization for this program, i.e., federal or state statute, etc.? (Include the federal program number, if applicable.)

Chapter 174, RSMo

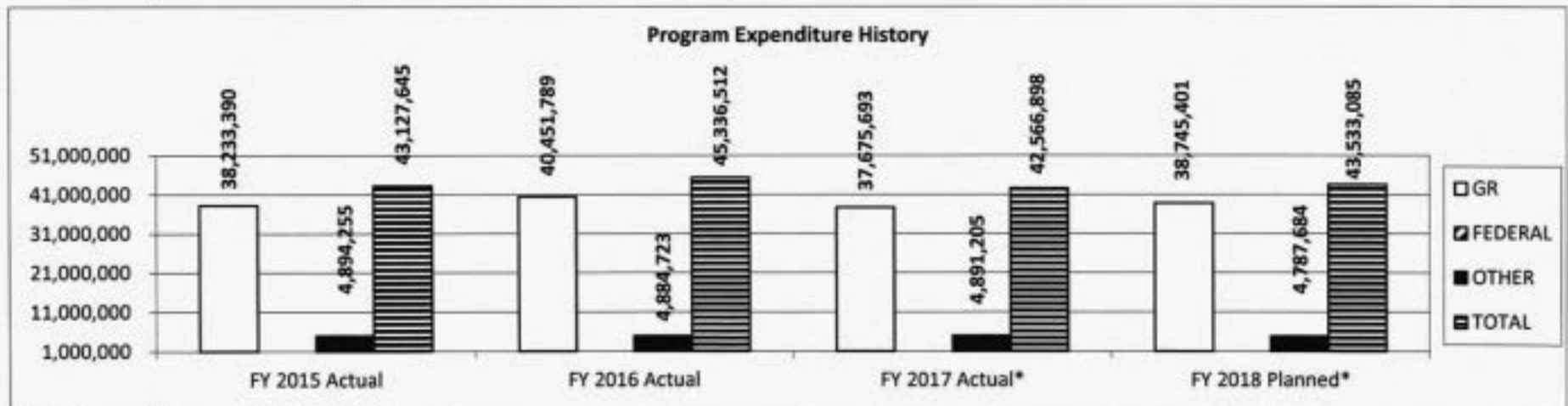
3. Are there federal matching requirements? If yes, please explain.

No

4. Is this a federally mandated program? If yes, please explain.

No

5. Provide actual expenditures for the prior three fiscal years and planned expenditures for the current fiscal year.



*Net of expenditure restrictions

PROGRAM DESCRIPTION

Department of Higher Education
 Southeast Missouri State University

HB Section(s): 3.215

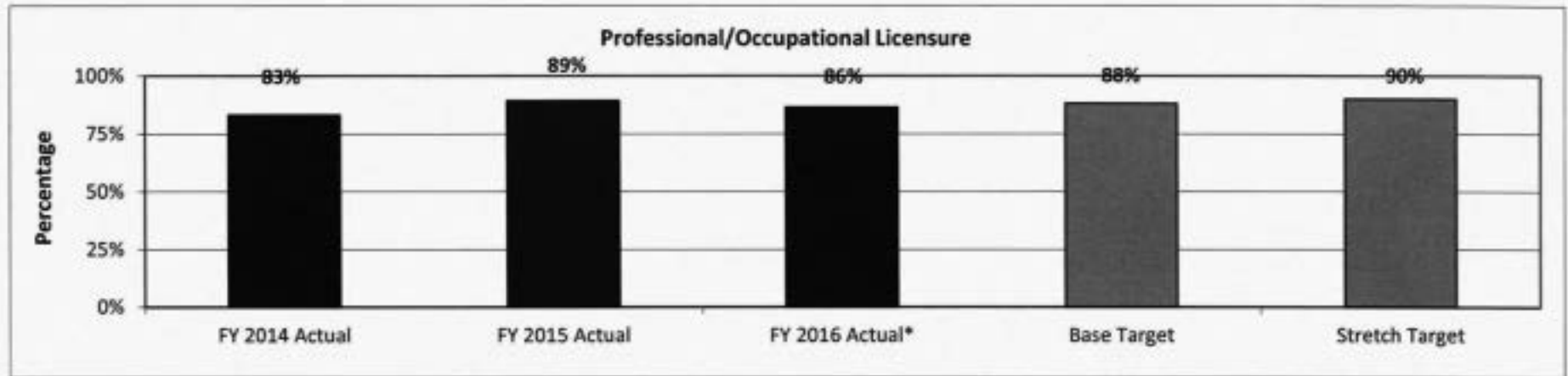
Program is found in the following core budget(s): State Aid to Four-year Institutions

6. What are the sources of the "Other" funds?

Lottery Proceeds Fund (0291); Debt Offset Escrow (0753)

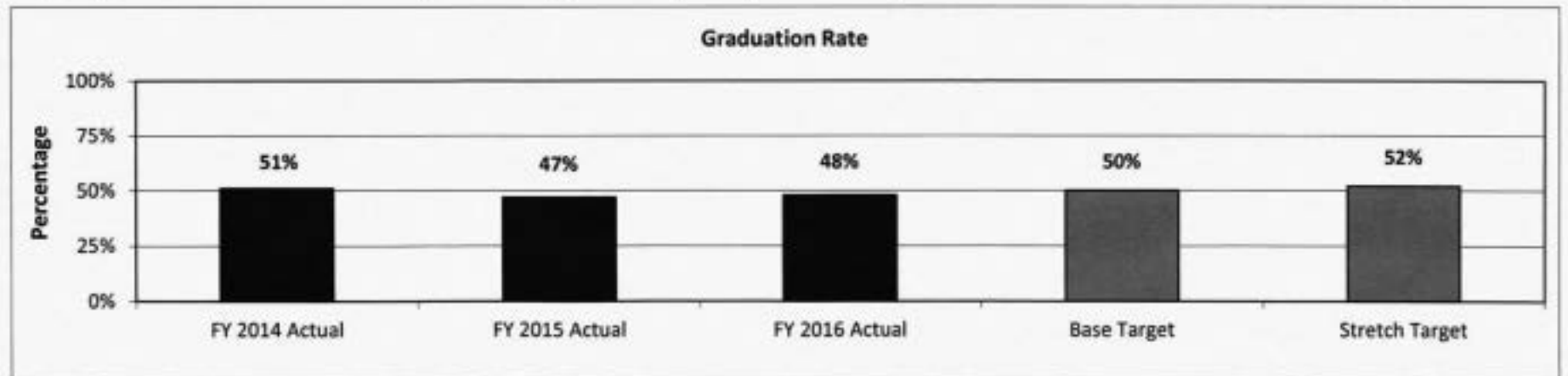
7a. Provide an effectiveness measure.

Graduate pass rates, nationally normed or state-recognized assessment of professional or occupational licensure.



*Expected date of availability for final data is December 2017

Six-year graduation rate of each first-time, full-time degree-seeking undergraduate who graduated from Southeast Missouri State University.



PROGRAM DESCRIPTION

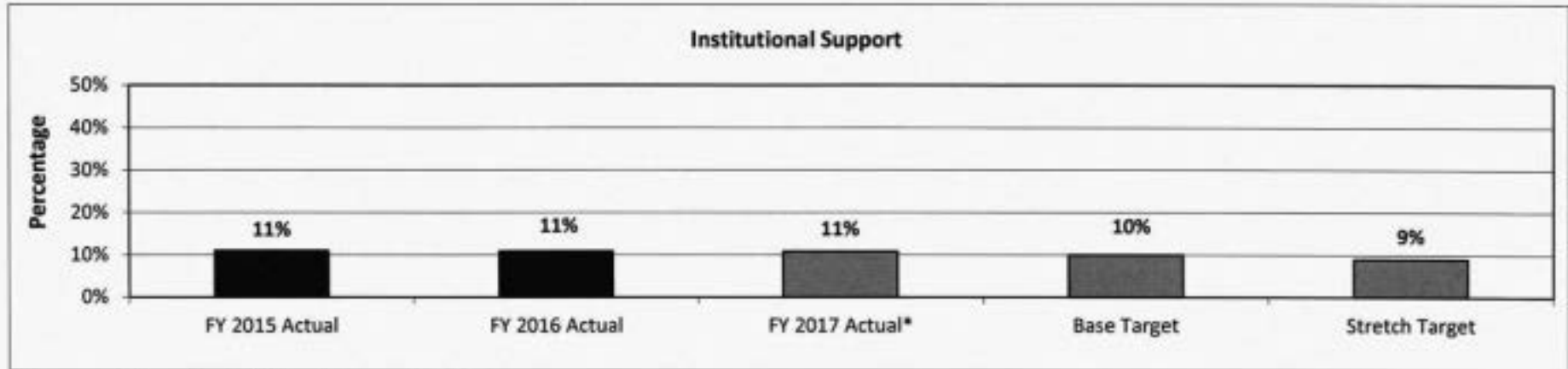
Department of Higher Education
 Southeast Missouri State University

HB Section(s): 3.215

Program is found in the following core budget(s): State Aid to Four-year Institutions

7b. Provide an efficiency measure.


What percent of total E&G unrestricted expenditures is spent on institutional support?



*Expected date of availability is December 2017

7c. Provide the number of clients/individuals served, if applicable.

Total full-time equivalent enrollment at Southeast Missouri State University.



7d. Provide a customer satisfaction measure, if available.

N/A

CORE RECONCILIATION DETAIL

STATE
MISSOURI STATE UNIVERSITY

5. CORE RECONCILIATION DETAIL

	Budget Class	FTE	GR	Federal	Other	Total	Explanation
TAFP AFTER VETOES							
	PD	0.00	75,950,718	0	9,970,119	85,920,837	
	Total	0.00	75,950,718	0	9,970,119	85,920,837	
DEPARTMENT CORE REQUEST							
	PD	0.00	75,950,718	0	9,970,119	85,920,837	
	Total	0.00	75,950,718	0	9,970,119	85,920,837	
GOVERNOR'S ADDITIONAL CORE ADJUSTMENTS							
Core Reduction	1792 0645	PD	0.00	(2,219,777)	0	0	(2,219,777)
Core Reduction	2304 0645	PD	0.00	(6,448,309)	0	0	(6,448,309)
Core Reallocation	2316 0645	PD	0.00	(7,695,275)	0	0	(7,695,275)
Core Reallocation	2316 4645	PD	0.00	7,695,275	0	0	7,695,275
	NET GOVERNOR CHANGES		0.00	(8,668,086)	0	0	(8,668,086)
GOVERNOR'S RECOMMENDED CORE							
	PD	0.00	67,282,632	0	9,970,119	77,252,751	
	Total	0.00	67,282,632	0	9,970,119	77,252,751	

DECISION ITEM SUMMARY

Budget Unit	FY 2017	FY 2017	FY 2018	FY 2018	FY 2019	FY 2019	FY 2019	FY 2019
Decision Item	ACTUAL	ACTUAL	BUDGET	BUDGET	DEPT REQ	DEPT REQ	GOV REC	GOV REC
Budget Object Summary	DOLLAR	FTE	DOLLAR	FTE	DOLLAR	FTE	DOLLAR	FTE
Fund								
MISSOURI STATE UNIVERSITY								
CORE								
PROGRAM-SPECIFIC								
GENERAL REVENUE	69,494,447	0.00	75,950,718	0.00	75,950,718	0.00	67,282,632	0.00
LOTTERY PROCEEDS	9,380,015	0.00	9,670,119	0.00	9,670,119	0.00	9,670,119	0.00
DEBT OFFSET ESCROW	300,000	0.00	300,000	0.00	300,000	0.00	300,000	0.00
TOTAL - PD	<u>79,174,462</u>	<u>0.00</u>	<u>85,920,837</u>	<u>0.00</u>	<u>85,920,837</u>	<u>0.00</u>	<u>77,252,751</u>	<u>0.00</u>
TOTAL	79,174,462	0.00	85,920,837	0.00	85,920,837	0.00	77,252,751	0.00
MO STATE TAX REFND OFFSET INCR - 1555009								
PROGRAM-SPECIFIC								
DEBT OFFSET ESCROW	<u>0</u>	<u>0.00</u>	<u>0</u>	<u>0.00</u>	<u>50,000</u>	<u>0.00</u>	<u>50,000</u>	<u>0.00</u>
TOTAL - PD	<u>0</u>	<u>0.00</u>	<u>0</u>	<u>0.00</u>	<u>50,000</u>	<u>0.00</u>	<u>50,000</u>	<u>0.00</u>
TOTAL	0	0.00	0	0.00	50,000	0.00	50,000	0.00
GRAND TOTAL	\$79,174,462	0.00	\$85,920,837	0.00	\$85,970,837	0.00	\$77,302,751	0.00

DECISION ITEM DETAIL

Budget Unit	FY 2017	FY 2017	FY 2018	FY 2018	FY 2019	FY 2019	FY 2019	FY 2019
Decision Item	ACTUAL	ACTUAL	BUDGET	BUDGET	DEPT REQ	DEPT REQ	GOV REC	GOV REC
Budget Object Class	DOLLAR	FTE	DOLLAR	FTE	DOLLAR	FTE	DOLLAR	FTE
MISSOURI STATE UNIVERSITY								
CORE								
PROGRAM DISTRIBUTIONS	78,874,462	0.00	85,920,837	0.00	85,920,837	0.00	77,252,751	0.00
REFUNDS	300,000	0.00	0	0.00	0	0.00	0	0.00
TOTAL - PD	79,174,462	0.00	85,920,837	0.00	85,920,837	0.00	77,252,751	0.00
GRAND TOTAL	\$79,174,462	0.00	\$85,920,837	0.00	\$85,920,837	0.00	\$77,252,751	0.00
GENERAL REVENUE	\$69,494,447	0.00	\$75,950,718	0.00	\$75,950,718	0.00	\$67,282,632	0.00
FEDERAL FUNDS	\$0	0.00	\$0	0.00	\$0	0.00	\$0	0.00
OTHER FUNDS	\$9,680,015	0.00	\$9,970,119	0.00	\$9,970,119	0.00	\$9,970,119	0.00

PROGRAM DESCRIPTION

Department of Higher Education _____

HB Section(s): 3.220

Missouri State University _____

Program is found in the following core budget(s): State Aid to Four-year Institutions

1a. What strategic priority does this program address?

Increase working-age educational attainment

1b. What does this program do?

This program provides state aid funding for the operation of Missouri State University. State aid supports public universities in their mission to provide increased educational attainment, increase the availability of skilled workers, and to provide additional training through graduate and professional programs.

2. What is the authorization for this program, i.e., federal or state statute, etc.? (Include the federal program number, if applicable.)

Chapter 174, RSMo

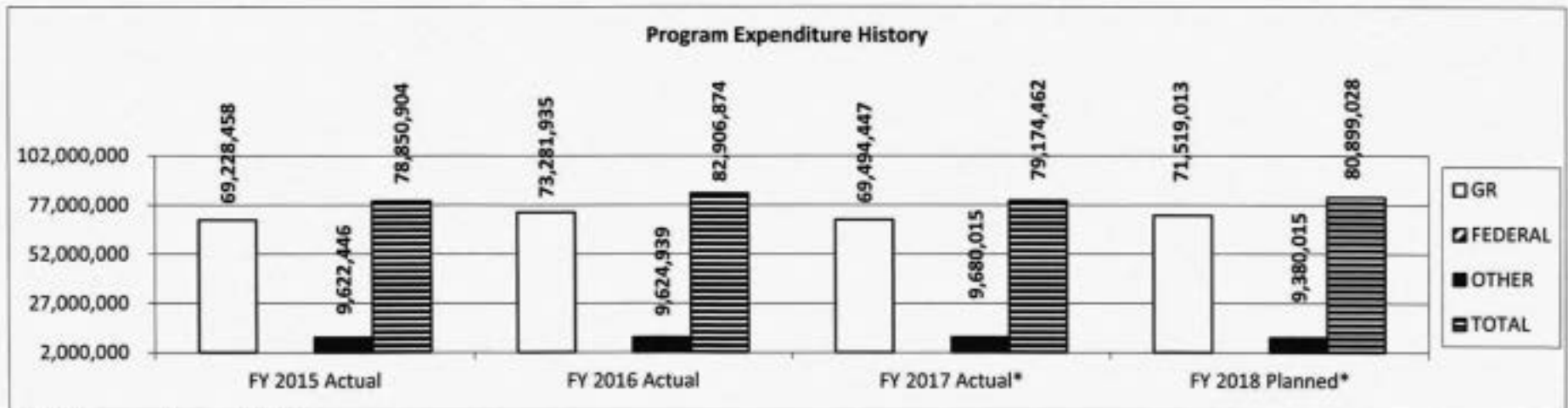
3. Are there federal matching requirements? If yes, please explain.

No

4. Is this a federally mandated program? If yes, please explain.

No

5. Provide actual expenditures for the prior three fiscal years and planned expenditures for the current fiscal year.



*Net of expenditure restrictions

PROGRAM DESCRIPTION

Department of Higher Education
 Missouri State University

HB Section(s): 3.220

Program is found in the following core budget(s): State Aid to Four-year Institutions

6. What are the sources of the "Other " funds?

Lottery Proceeds Fund (0291); Debt Offset Escrow (0753)

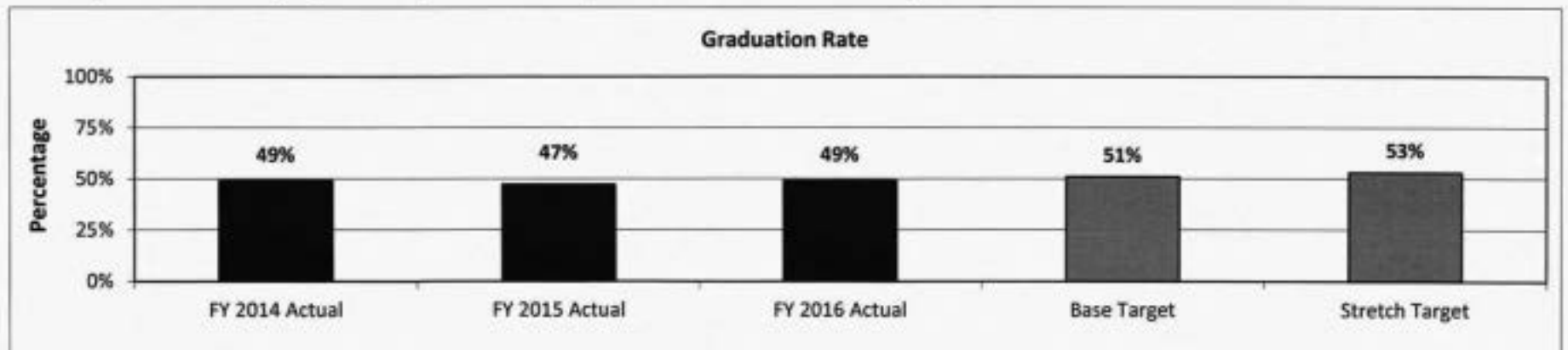
7a. Provide an effectiveness measure.

Graduate pass rates, nationally normed or state-recognized assessment of professional or occupational licensure.



*Expected date of availability for final data is December 2017

Graduation rate of each first-time, full-time degree-seeking undergraduate who graduated from Missouri State University; percentage is based on a six-year rate for the Springfield campus and a three-year rate for the West Plains campus.



PROGRAM DESCRIPTION

Department of Higher Education

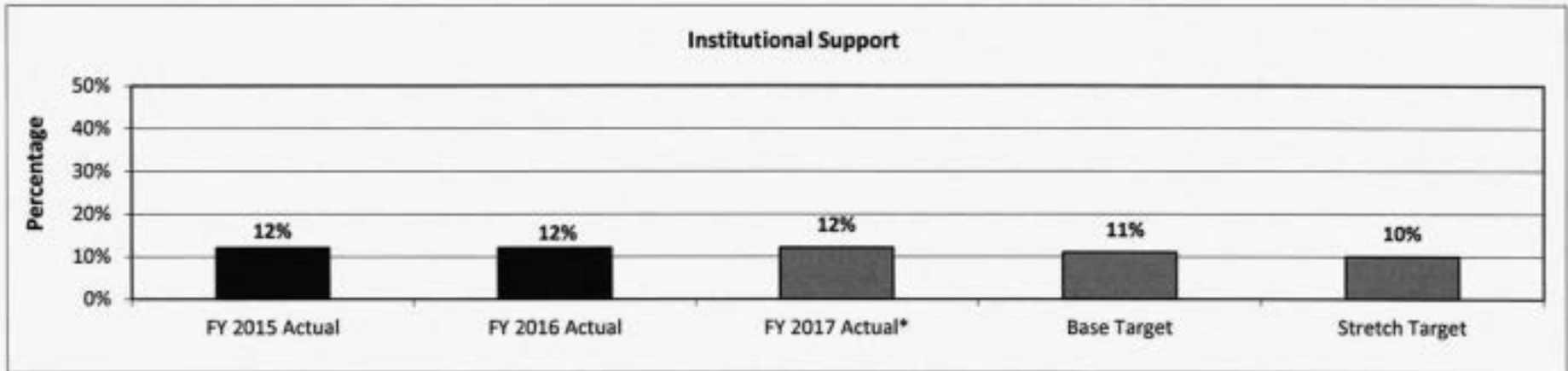
HB Section(s): 3.220

Missouri State University

Program is found in the following core budget(s): State Aid to Four-year Institutions

7b. Provide an efficiency measure.


What percent of total E&G unrestricted expenditures is spent on institutional support?



*Expected date of availability is December 2017

7c. Provide the number of clients/individuals served, if applicable.

Total full-time equivalent enrollment at Missouri State University.



7d. Provide a customer satisfaction measure, if available.

N/A

NEW DECISION ITEM
 RANK: 5 OF 8

Department of Higher Education	Budget Unit <u>57551C</u>
Division of Four-year Universities	
Tax Refund Offset - Missouri State University DI# 1555009	HB Section <u>3.220</u>

1. AMOUNT OF REQUEST

	FY 2019 Budget Request						FY 2019 Governor's Recommendation				
	GR	Federal	Other	Total	E		GR	Federal	Other	Total	E
PS	0	0	0	0	0	PS	0	0	0	0	
EE	0	0	0	0	0	EE	0	0	0	0	
PSD	0	0	50,000	50,000		PSD	0	0	50,000	50,000	
TRF	0	0	0	0		TRF	0	0	0	0	
Total	0	0	50,000	50,000		Total	0	0	50,000	50,000	
FTE	0.00	0.00	0.00	0.00		FTE	0.00	0.00	0.00	0.00	

Est. Fringe	0	0	0	0
--------------------	---	---	---	---

Note: Fringes budgeted in House Bill 5 except for certain fringes budgeted directly to MoDOT, Highway Patrol, and Conservation.

Est. Fringe	0	0	0	0
--------------------	---	---	---	---

Note: Fringes budgeted in House Bill 5 except for certain fringes budgeted directly to MoDOT, Highway Patrol, and Conservation.

Other Funds: Debt Offset Escrow Fund (0753)

[Other Funds: Debt Offset Escrow Fund (0753)]

2. THIS REQUEST CAN BE CATEGORIZED AS:

<input type="checkbox"/> New Legislation	<input type="checkbox"/> New Program	<input type="checkbox"/> Fund Switch
<input type="checkbox"/> Federal Mandate	<input type="checkbox"/> Program Expansion	<input checked="" type="checkbox"/> Cost to Continue
<input type="checkbox"/> GR Pick-Up	<input type="checkbox"/> Space Request	<input type="checkbox"/> Equipment Replacement
<input type="checkbox"/> Pay Plan	<input type="checkbox"/> Other: _____	

3. WHY IS THIS FUNDING NEEDED? PROVIDE AN EXPLANATION FOR ITEMS CHECKED IN #2. INCLUDE THE FEDERAL OR STATE STATUTORY OR CONSTITUTIONAL AUTHORIZATION FOR THIS PROGRAM.

Section 143.781, RSMo

Current appropriation authority for payment of income tax refunds set off against debt owed to Missouri State University (MSU) by state taxpayers is \$300,000. This threshold was exceeded in FY17, causing the excess to be paid from the FY18 debt offset appropriation. MSU anticipates increased growth in the amount of refunds intercepted and payable to the institution which may possibly exceed the appropriation threshold for FY18 and FY19. This, coupled with the lack of designation as an estimated appropriation for these purposes necessitates the need for additional appropriation authority to continue reimbursements to the institution.

NEW DECISION ITEM

RANK: 5 OF 8

Department of Higher Education	Budget Unit	57551C
Division of Four-year Universities		
Tax Refund Offset - Missouri State University	DI# 1555009	HB Section 3.220

4. DESCRIBE THE DETAILED ASSUMPTIONS USED TO DERIVE THE SPECIFIC REQUESTED AMOUNT. (How did you determine that the requested number of FTE were appropriate? From what source or standard did you derive the requested levels of funding? Were alternatives such as outsourcing or automation considered? If based on new legislation, does request tie to TAFP fiscal note? If not, explain why. Detail which portions of the request are one-times and how those amounts were calculated.)

Based on the overage from FY17 paid from the FY18 appropriation and the potential growth in the amount of refunds intercepted and payable to the institution for FY18 and FY19, MSU anticipates that \$50,000 will be sufficient to cover reimbursements to the institution. This is a continuation of the same level of increased authority for FY19 as the supplemental request for FY18.

5. BREAK DOWN THE REQUEST BY BUDGET OBJECT CLASS, JOB CLASS, AND FUND SOURCE. IDENTIFY ONE-TIME COSTS.

Budget Object Class/Job Class	Dept Req GR DOLLARS	Dept Req GR FTE	Dept Req FED DOLLARS	Dept Req FED FTE	Dept Req OTHER DOLLARS	Dept Req OTHER FTE	Dept Req TOTAL DOLLARS	Dept Req TOTAL FTE	Dept Req One-Time DOLLARS	E
							0			
							0	0.0		
Total PS	0	0.0	0	0.0	0	0.0	0	0.0	0	
							0			
							0			
Total EE	0		0		0		0		0	
Program Distributions					50,000		50,000			
Total PSD	0		0		50,000		50,000		0	
Transfers										
Total TRF	0		0		0		0		0	
Grand Total	0	0.0	0	0.0	50,000	0.0	50,000	0.0	0	

NEW DECISION ITEM

RANK: 5 OF 8

Department of Higher Education		Budget Unit <u>57551C</u>								
Division of Four-year Universities		HB Section <u>3.220</u>								
Tax Refund Offset - Missouri State University		DI# <u>1555009</u>								
Budget Object Class/Job Class	Gov Rec GR DOLLARS	Gov Rec GR FTE	Gov Rec FED DOLLARS	Gov Rec FED FTE	Gov Rec OTHER DOLLARS	Gov Rec OTHER FTE	Gov Rec TOTAL DOLLARS	Gov Rec TOTAL FTE	Gov Rec One-Time DOLLARS	E
							0			
							0	0.0		
Total PS	<u>0</u>	<u>0.0</u>	<u>0</u>	<u>0.0</u>	<u>0</u>	<u>0.0</u>	<u>0</u>	<u>0.0</u>	<u>0</u>	
							0			
							0			
							0			
Total EE	<u>0</u>		<u>0</u>		<u>0</u>		<u>0</u>		<u>0</u>	
Program Distributions							0			
Total PSD	<u>0</u>		<u>0</u>		<u>0</u>		<u>0</u>		<u>0</u>	
Transfers							0			
Total TRF	<u>0</u>		<u>0</u>		<u>0</u>		<u>0</u>		<u>0</u>	
Grand Total	<u>0</u>	<u>0.0</u>	<u>0</u>	<u>0.0</u>	<u>0</u>	<u>0.0</u>	<u>0</u>	<u>0.0</u>	<u>0</u>	

NEW DECISION ITEM
 RANK: 5 OF 8

<u>Department of Higher Education</u>	<u>Budget Unit 57551C</u>
<u>Division of Four-year Universities</u>	
<u>Tax Refund Offset - Missouri State University</u> <u>DI# 1555009</u>	<u>HB Section 3.220</u>

6. PERFORMANCE MEASURES (If new decision item has an associated core, separately identify projected performance with & without additional funding.)

<p>6a. Provide an effectiveness measure. N/A</p>	<p>6b. Provide an efficiency measure. N/A</p>
<p>6c. Provide the number of clients/individuals served, if N/A</p>	<p>6d. Provide a customer satisfaction measure, if N/A</p>

7. STRATEGIES TO ACHIEVE THE PERFORMANCE MEASUREMENT TARGETS:

DECISION ITEM DETAIL

Budget Unit	FY 2017	FY 2017	FY 2018	FY 2018	FY 2019	FY 2019	FY 2019	FY 2019
Decision Item	ACTUAL	ACTUAL	BUDGET	BUDGET	DEPT REQ	DEPT REQ	GOV REC	GOV REC
Budget Object Class	DOLLAR	FTE	DOLLAR	FTE	DOLLAR	FTE	DOLLAR	FTE
MISSOURI STATE UNIVERSITY								
MO STATE TAX REFND OFFSET INCR - 1555009								
PROGRAM DISTRIBUTIONS	0	0.00	0	0.00	50,000	0.00	50,000	0.00
TOTAL - PD	0	0.00	0	0.00	50,000	0.00	50,000	0.00
GRAND TOTAL	\$0	0.00	\$0	0.00	\$50,000	0.00	\$50,000	0.00
GENERAL REVENUE	\$0	0.00	\$0	0.00	\$0	0.00	\$0	0.00
FEDERAL FUNDS	\$0	0.00	\$0	0.00	\$0	0.00	\$0	0.00
OTHER FUNDS	\$0	0.00	\$0	0.00	\$50,000	0.00	\$50,000	0.00

CORE RECONCILIATION DETAIL

STATE
LINCOLN UNIVERSITY

5. CORE RECONCILIATION DETAIL

	Budget Class	FTE	GR	Federal	Other	Total	Explanation
TAFP AFTER VETOES							
	PD	0.00	16,018,441	0	2,014,072	18,032,513	
	Total	0.00	16,018,441	0	2,014,072	18,032,513	
DEPARTMENT CORE REQUEST							
	PD	0.00	16,018,441	0	2,014,072	18,032,513	
	Total	0.00	16,018,441	0	2,014,072	18,032,513	
GOVERNOR'S ADDITIONAL CORE ADJUSTMENTS							
Core Reduction	1793 0661 PD	0.00	(462,320)	0	0	(462,320)	
Core Reduction	2305 0661 PD	0.00	(1,343,009)	0	0	(1,343,009)	
Core Reallocation	2318 0661 PD	0.00	(1,602,718)	0	0	(1,602,718)	
Core Reallocation	2318 4646 PD	0.00	1,602,718	0	0	1,602,718	
	NET GOVERNOR CHANGES	0.00	(1,805,329)	0	0	(1,805,329)	
GOVERNOR'S RECOMMENDED CORE							
	PD	0.00	14,213,112	0	2,014,072	16,227,184	
	Total	0.00	14,213,112	0	2,014,072	16,227,184	

DECISION ITEM SUMMARY

Budget Unit	FY 2017	FY 2017	FY 2018	FY 2018	FY 2019	FY 2019	FY 2019	FY 2019
Decision Item	ACTUAL	ACTUAL	BUDGET	BUDGET	DEPT REQ	DEPT REQ	GOV REC	GOV REC
Budget Object Summary	DOLLAR	FTE	DOLLAR	FTE	DOLLAR	FTE	DOLLAR	FTE
Fund								
LINCOLN UNIVERSITY								
CORE								
PROGRAM-SPECIFIC								
GENERAL REVENUE	14,748,360	0.00	16,018,441	0.00	16,018,441	0.00	14,213,112	0.00
LOTTERY PROCEEDS	1,759,650	0.00	1,814,072	0.00	1,814,072	0.00	1,814,072	0.00
DEBT OFFSET ESCROW	34,897	0.00	200,000	0.00	200,000	0.00	200,000	0.00
TOTAL - PD	16,542,907	0.00	18,032,513	0.00	18,032,513	0.00	16,227,184	0.00
TOTAL	16,542,907	0.00	18,032,513	0.00	18,032,513	0.00	16,227,184	0.00
GRAND TOTAL	\$16,542,907	0.00	\$18,032,513	0.00	\$18,032,513	0.00	\$16,227,184	0.00

DECISION ITEM DETAIL

Budget Unit	FY 2017	FY 2017	FY 2018	FY 2018	FY 2019	FY 2019	FY 2019	FY 2019
Decision Item	ACTUAL	ACTUAL	BUDGET	BUDGET	DEPT REQ	DEPT REQ	GOV REC	GOV REC
Budget Object Class	DOLLAR	FTE	DOLLAR	FTE	DOLLAR	FTE	DOLLAR	FTE
LINCOLN UNIVERSITY								
CORE								
PROGRAM DISTRIBUTIONS	16,506,010	0.00	18,032,513	0.00	18,032,513	0.00	16,227,184	0.00
REFUNDS	34,897	0.00	0	0.00	0	0.00	0	0.00
TOTAL - PD	16,542,907	0.00	18,032,513	0.00	18,032,513	0.00	16,227,184	0.00
GRAND TOTAL	\$16,542,907	0.00	\$18,032,513	0.00	\$18,032,513	0.00	\$16,227,184	0.00
GENERAL REVENUE	\$14,748,360	0.00	\$16,018,441	0.00	\$16,018,441	0.00	\$14,213,112	0.00
FEDERAL FUNDS	\$0	0.00	\$0	0.00	\$0	0.00	\$0	0.00
OTHER FUNDS	\$1,794,547	0.00	\$2,014,072	0.00	\$2,014,072	0.00	\$2,014,072	0.00

PROGRAM DESCRIPTION

Department of Higher Education _____

HB Section(s): 3.225

Lincoln University _____

Program is found in the following core budget(s): State Aid to Four-year Institutions

1a. What strategic priority does this program address?

Increase working-age educational attainment

1b. What does this program do?

This program provides state aid funding for the operation of Lincoln University. State aid supports public universities in their mission to provide increased educational attainment, increase the availability of skilled workers, and to provide additional training through graduate and professional programs.

2. What is the authorization for this program, i.e., federal or state statute, etc.? (Include the federal program number, if applicable.)

Chapter 175, RSMo

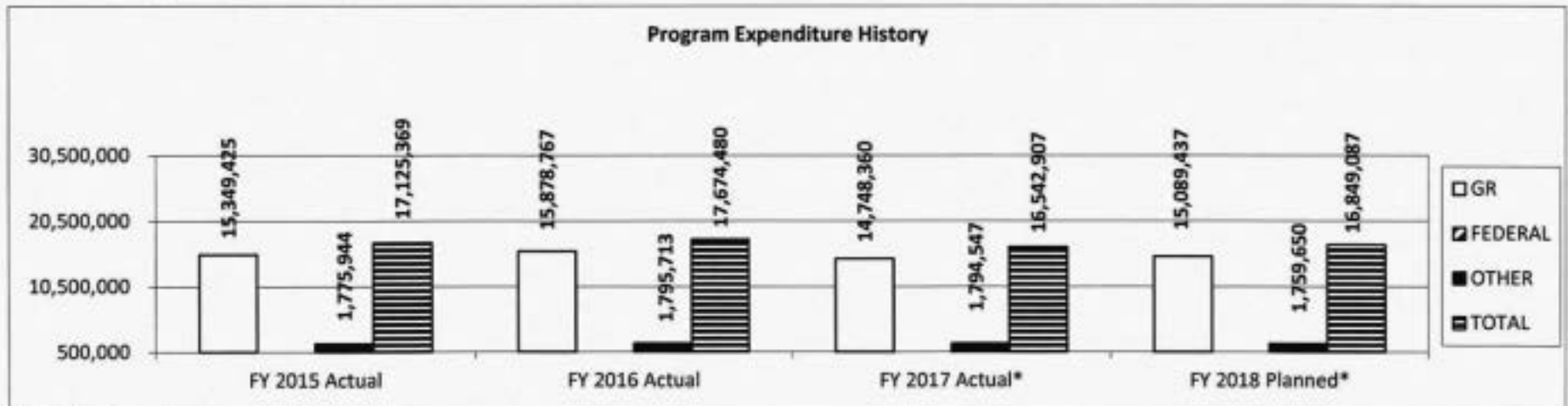
3. Are there federal matching requirements? If yes, please explain.

No

4. Is this a federally mandated program? If yes, please explain.

No

5. Provide actual expenditures for the prior three fiscal years and planned expenditures for the current fiscal year.



*Net of expenditure restrictions

PROGRAM DESCRIPTION

Department of Higher Education

HB Section(s): 3.225

Lincoln University

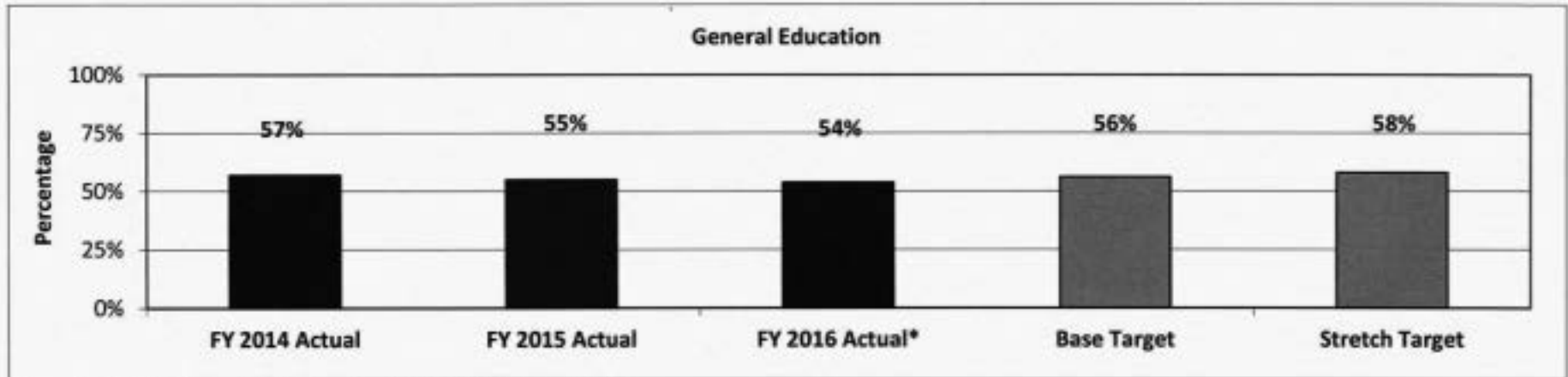
Program is found in the following core budget(s): State Aid to Four-year Institutions

6. What are the sources of the "Other" funds?

Lottery Proceeds Fund (0291); Debt Offset Escrow (0753)

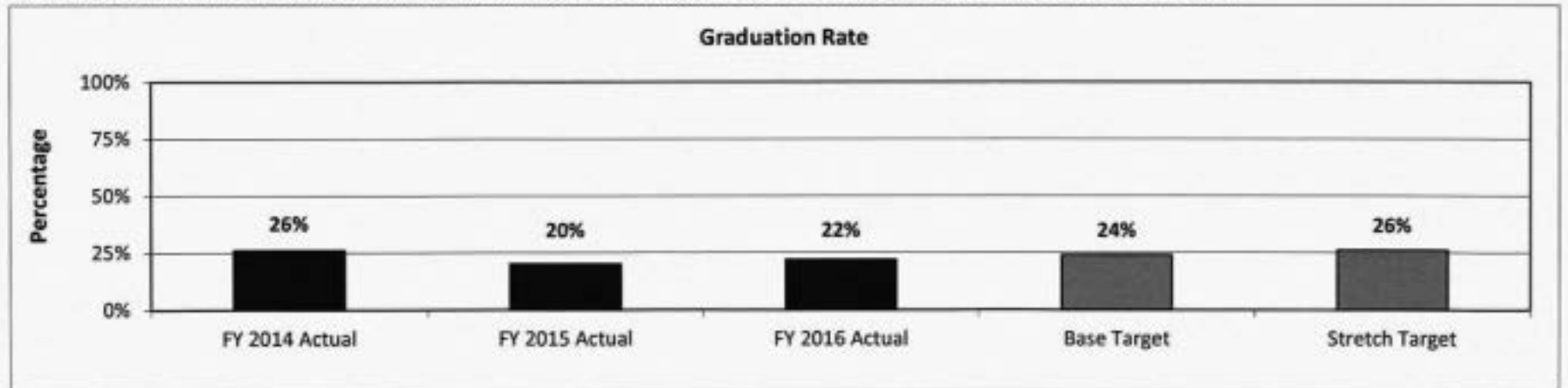
7a. Provide an effectiveness measure.

Graduate pass rates, nationally normed or nationally recognized assessment of general education.



*Expected date of availability for final data is December 2017

Six-year graduation rate of each first-time, full-time degree-seeking undergraduate who graduated from Lincoln University.



PROGRAM DESCRIPTION

Department of Higher Education _____

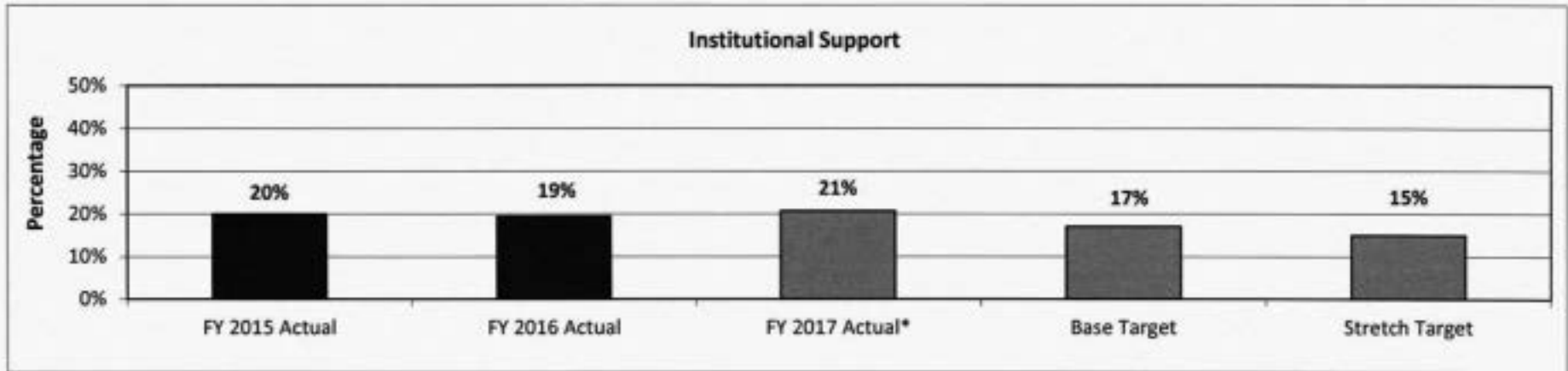
HB Section(s): 3.225

Lincoln University _____

Program is found in the following core budget(s): State Aid to Four-year Institutions

7b. Provide an efficiency measure.

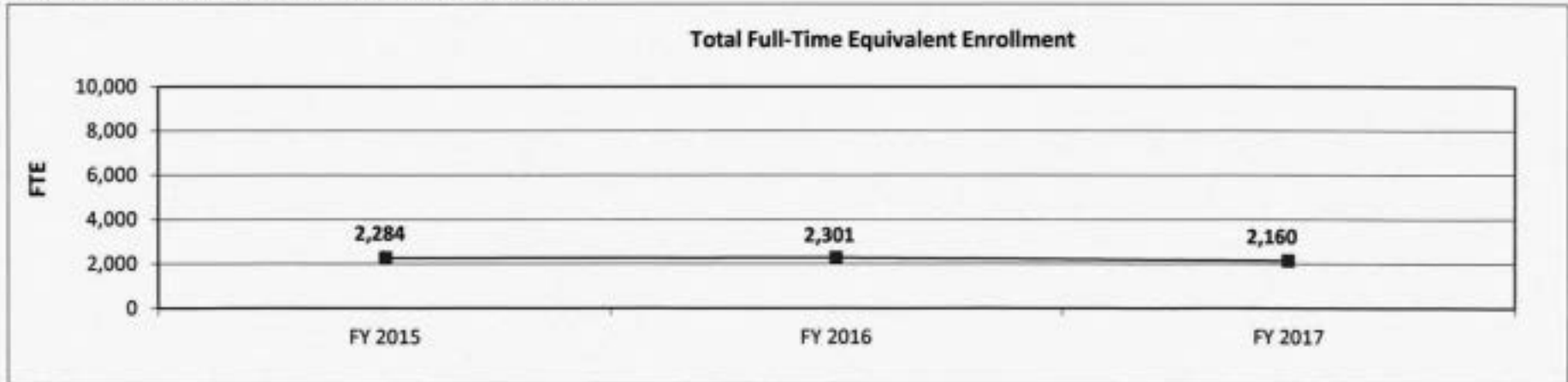
What percent of total E&G unrestricted expenditures is spent on institutional support?



*Expected date of availability is December 2017

7c. Provide the number of clients/individuals served, if applicable.

Total full-time equivalent enrollment at Lincoln University.



7d. Provide a customer satisfaction measure, if available.

N/A

CORE RECONCILIATION DETAIL

STATE
 LINCOLN UNIV LAND GRANT MATCH

5. CORE RECONCILIATION DETAIL

	Budget Class	FTE	GR	Federal	Other	Total	Explanation
TAFP AFTER VETOES							
	PD	0.00	2,500,000	0	0	2,500,000	
	Total	0.00	2,500,000	0	0	2,500,000	
DEPARTMENT CORE REQUEST							
	PD	0.00	2,500,000	0	0	2,500,000	
	Total	0.00	2,500,000	0	0	2,500,000	
GOVERNOR'S RECOMMENDED CORE							
	PD	0.00	2,500,000	0	0	2,500,000	
	Total	0.00	2,500,000	0	0	2,500,000	

DECISION ITEM SUMMARY

Budget Unit	FY 2017	FY 2017	FY 2018	FY 2018	FY 2019	FY 2019	FY 2019	FY 2019
Decision Item	ACTUAL	ACTUAL	BUDGET	BUDGET	DEPT REQ	DEPT REQ	GOV REC	GOV REC
Budget Object Summary	DOLLAR	FTE	DOLLAR	FTE	DOLLAR	FTE	DOLLAR	FTE
Fund								
LINCOLN UNIV LAND GRANT MATCH								
CORE								
PROGRAM-SPECIFIC								
GENERAL REVENUE	889,163	0.00	2,500,000	0.00	2,500,000	0.00	2,500,000	0.00
TOTAL - PD	889,163	0.00	2,500,000	0.00	2,500,000	0.00	2,500,000	0.00
TOTAL	889,163	0.00	2,500,000	0.00	2,500,000	0.00	2,500,000	0.00
GRAND TOTAL	\$889,163	0.00	\$2,500,000	0.00	\$2,500,000	0.00	\$2,500,000	0.00

DECISION ITEM DETAIL

Budget Unit	FY 2017	FY 2017	FY 2018	FY 2018	FY 2019	FY 2019	FY 2019	FY 2019
Decision Item	ACTUAL	ACTUAL	BUDGET	BUDGET	DEPT REQ	DEPT REQ	GOV REC	GOV REC
Budget Object Class	DOLLAR	FTE	DOLLAR	FTE	DOLLAR	FTE	DOLLAR	FTE
LINCOLN UNIV LAND GRANT MATCH								
CORE								
PROGRAM DISTRIBUTIONS	889,163	0.00	2,500,000	0.00	2,500,000	0.00	2,500,000	0.00
TOTAL - PD	889,163	0.00	2,500,000	0.00	2,500,000	0.00	2,500,000	0.00
GRAND TOTAL	\$889,163	0.00	\$2,500,000	0.00	\$2,500,000	0.00	\$2,500,000	0.00
GENERAL REVENUE	\$889,163	0.00	\$2,500,000	0.00	\$2,500,000	0.00	\$2,500,000	0.00
FEDERAL FUNDS	\$0	0.00	\$0	0.00	\$0	0.00	\$0	0.00
OTHER FUNDS	\$0	0.00	\$0	0.00	\$0	0.00	\$0	0.00

PROGRAM DESCRIPTION

<p>Department of Higher Education</p>	<p>HB Section(s): <u>3.225</u></p>
<p>Lincoln University Land Grant Match</p>	
<p>Program is found in the following core budget(s): State Aid to Four-year Institutions</p>	
<p>1a. What strategic priority does this program address?</p>	
<p>Increase State land-grant match support</p>	
<p>1b. What does this program do?</p>	
<p>Lincoln University is an 1890 Land-Grant institution. The Code of Federal Regulations requires 1890 Land Grant Institutions such as Lincoln University to match 100% of the federal appropriations with state resources. These funds (federal and state) are to support research projects as well as various extension programs across the State of Missouri. Lincoln University Extension Office provides research-based educational programs to Missouri's hard to reach populations, socially vulnerable populations, many of whom are ethnic minorities, who slip through the safety net of educational and other services. Specifically, Extension serves areas such as St. Louis, Kansas City, Jefferson City, Southeast Missouri. The Research Department conducts a variety of research programs concentrating on essential subject areas which are relevant to Missouri residents.</p>	
<p>2. What is the authorization for this program, i.e., federal or state statute, etc.? (Include the federal program number, if applicable.)</p>	
<p>This program is supported by federal appropriations based on the Second Morrill Act of 1890.</p>	
<p>3. Are there federal matching requirements? If yes, please explain.</p>	
<p>Yes, the Land-Grant appropriations require a 100% match; please reference CFR Title 7, part 3419. Within the definitions in section 3419.1, matching funds are defined as "cash contributions from non-Federal sources made available by the State to the eligible institutions".</p>	
<p>4. Is this a federally mandated program? If yes, please explain.</p>	
<p>Yes, According to the Code of Federal Regulations (CFR), Title 7, part 3419, 1890 Land-Grant institutions are subject to matching requirements. This regulation was enacted in 2000 with a match requirement of 30%, increasing each year to a 100% match requirement in 2007. The CFR allows institutions to apply for a waiver of 50%, but is based on three criteria: 1) Natural disaster, flood, fire, etc 2) State and/or institution facing a financial crisis or 3) Demonstration of good faith to obtain funds. While the institution has received waivers in the past, waivers are not guaranteed. Lincoln University is an 1890 Land-Grant Institution. It receives an annual allocation around \$7.1 million. Thus, we must adhere to the matching requirement as specified in the CFR.</p>	

PROGRAM DESCRIPTION

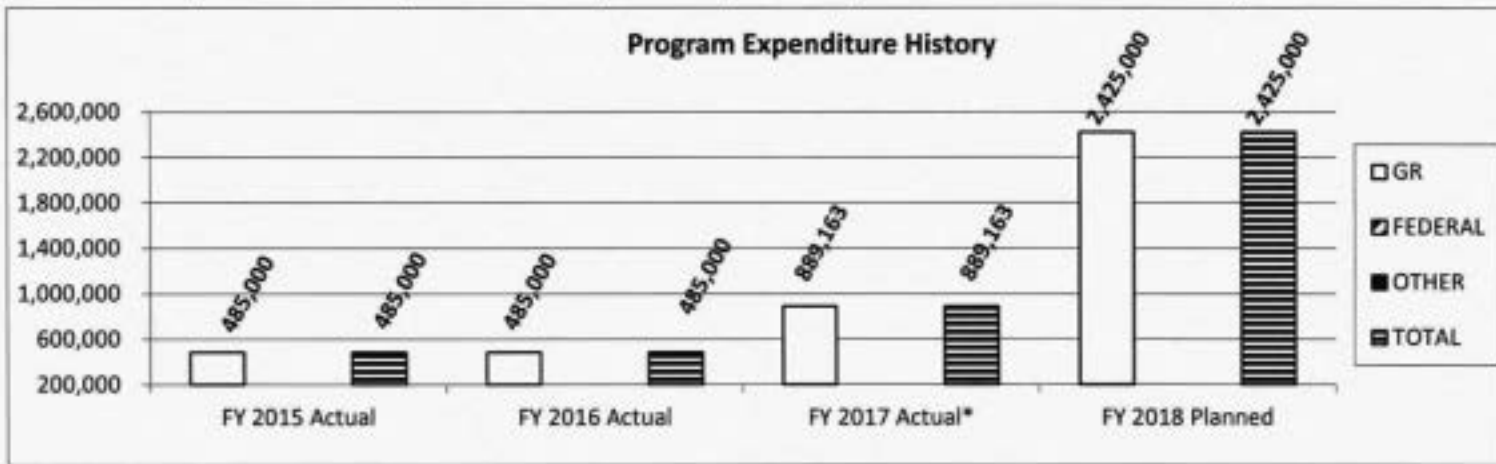
Department of Higher Education

HB Section(s): 3.225

Lincoln University Land Grant Match


Program is found in the following core budget(s): State Aid to Four-year Institutions

5. Provide actual expenditures for the prior three fiscal years and planned expenditures for the current fiscal year.



*Net of expenditure restrictions

Allocation of Land Grant Funding Expenses
(Federal - State - University)



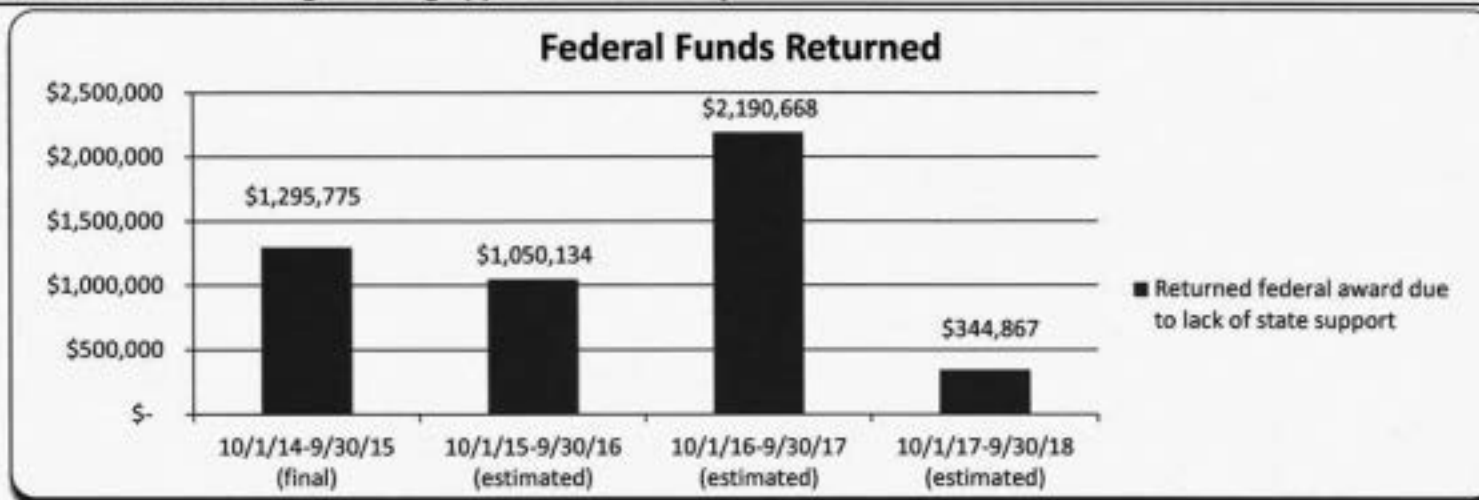
Expenditures are based on the 3% statutory reserve.

Department of Higher Education

HB Section(s): 3.225

Lincoln University Land Grant Match

Program is found in the following core budget(s): State Aid to Four-year Institutions



As referenced in the chart above, Lincoln University has had to return federal allocations, earmarked for Lincoln University and the State of Missouri, because the University has not received funding from the state as required in the CFR regulations. The university is required to match at 100% but can apply for a waiver. If the waiver is approved, the minimum match is 50%. If the institution cannot meet the minimum 50% match requirement, a portion of funds above that amount must be returned to USDA/NIFA and are reallocated to other Land Grant institutions outside of the state of Missouri. To ensure that all available resources are fully utilized in the state, additional matching funds must be allocated to Lincoln University.

The Federal Funds Returned chart is contingent upon approval of waiver requests.

6. What are the sources of the "Other" funds?

N/A

7a. Provide an effectiveness measure.

N/A

7b. Provide an efficiency measure.

N/A

7c. Provide the number of clients/individuals served, if applicable.

N/A

7d. Provide a customer satisfaction measure, if available.

N/A

CORE RECONCILIATION DETAIL

STATE
TRUMAN STATE UNIVERSITY

5. CORE RECONCILIATION DETAIL

	Budget Class	FTE	GR	Federal	Other	Total	Explanation
TAFP AFTER VETOES							
	PD	0.00	37,166,361	0	4,776,165	41,942,526	
	Total	0.00	37,166,361	0	4,776,165	41,942,526	
DEPARTMENT CORE REQUEST							
	PD	0.00	37,166,361	0	4,776,165	41,942,526	
	Total	0.00	37,166,361	0	4,776,165	41,942,526	
GOVERNOR'S ADDITIONAL CORE ADJUSTMENTS							
Core Reduction	1794 0652 PD	0.00	(1,082,204)	0	0	(1,082,204)	
Core Reduction	2306 0652 PD	0.00	(3,143,729)	0	0	(3,143,729)	
Core Reallocation	2319 0652 PD	0.00	(3,751,659)	0	0	(3,751,659)	
Core Reallocation	2319 4647 PD	0.00	3,751,659	0	0	3,751,659	
	NET GOVERNOR CHANGES	0.00	(4,225,933)	0	0	(4,225,933)	
GOVERNOR'S RECOMMENDED CORE							
	PD	0.00	32,940,428	0	4,776,165	37,716,593	
	Total	0.00	32,940,428	0	4,776,165	37,716,593	

DECISION ITEM SUMMARY

Budget Unit									
Decision Item	FY 2017	FY 2017	FY 2018	FY 2018	FY 2019	FY 2019	FY 2019	FY 2019	FY 2019
Budget Object Summary	ACTUAL	ACTUAL	BUDGET	BUDGET	DEPT REQ	DEPT REQ	GOV REC	GOV REC	GOV REC
Fund	DOLLAR	FTE	DOLLAR	FTE	DOLLAR	FTE	DOLLAR	FTE	DOLLAR
TRUMAN STATE UNIVERSITY									
CORE									
PROGRAM-SPECIFIC									
GENERAL REVENUE	34,263,108	0.00	37,166,361	0.00	37,166,361	0.00	32,940,428	0.00	
LOTTERY PROCEEDS	4,438,880	0.00	4,576,165	0.00	4,576,165	0.00	4,576,165	0.00	
DEBT OFFSET ESCROW	8,430	0.00	200,000	0.00	200,000	0.00	200,000	0.00	
TOTAL - PD	<u>38,710,418</u>	<u>0.00</u>	<u>41,942,526</u>	<u>0.00</u>	<u>41,942,526</u>	<u>0.00</u>	<u>37,716,593</u>	<u>0.00</u>	
TOTAL	38,710,418	0.00	41,942,526	0.00	41,942,526	0.00	37,716,593	0.00	
GRAND TOTAL	\$38,710,418	0.00	\$41,942,526	0.00	\$41,942,526	0.00	\$37,716,593	0.00	

DECISION ITEM DETAIL

Budget Unit	FY 2017	FY 2017	FY 2018	FY 2018	FY 2019	FY 2019	FY 2019	FY 2019
Decision Item	ACTUAL	ACTUAL	BUDGET	BUDGET	DEPT REQ	DEPT REQ	GOV REC	GOV REC
Budget Object Class	DOLLAR	FTE	DOLLAR	FTE	DOLLAR	FTE	DOLLAR	FTE
TRUMAN STATE UNIVERSITY								
CORE								
PROGRAM DISTRIBUTIONS	38,701,988	0.00	41,942,526	0.00	41,942,526	0.00	37,716,593	0.00
REFUNDS	8,430	0.00	0	0.00	0	0.00	0	0.00
TOTAL - PD	38,710,418	0.00	41,942,526	0.00	41,942,526	0.00	37,716,593	0.00
GRAND TOTAL	\$38,710,418	0.00	\$41,942,526	0.00	\$41,942,526	0.00	\$37,716,593	0.00
GENERAL REVENUE	\$34,263,108	0.00	\$37,166,361	0.00	\$37,166,361	0.00	\$32,940,428	0.00
FEDERAL FUNDS	\$0	0.00	\$0	0.00	\$0	0.00	\$0	0.00
OTHER FUNDS	\$4,447,310	0.00	\$4,776,165	0.00	\$4,776,165	0.00	\$4,776,165	0.00

PROGRAM DESCRIPTION

Department of Higher Education

HB Section(s): 3.230

Truman State University

Program is found in the following core budget(s): State Aid to Four-year Institutions

1a. What strategic priority does this program address?

Increase working-age educational attainment

1b. What does this program do?

This program provides state aid funding for the operation of Truman State University. State aid supports public universities in their mission to provide increased educational attainment, increase the availability of skilled workers, and to provide additional training through graduate and professional programs.

2. What is the authorization for this program, i.e., federal or state statute, etc.? (Include the federal program number, if applicable.)

Chapter 174, RSMo

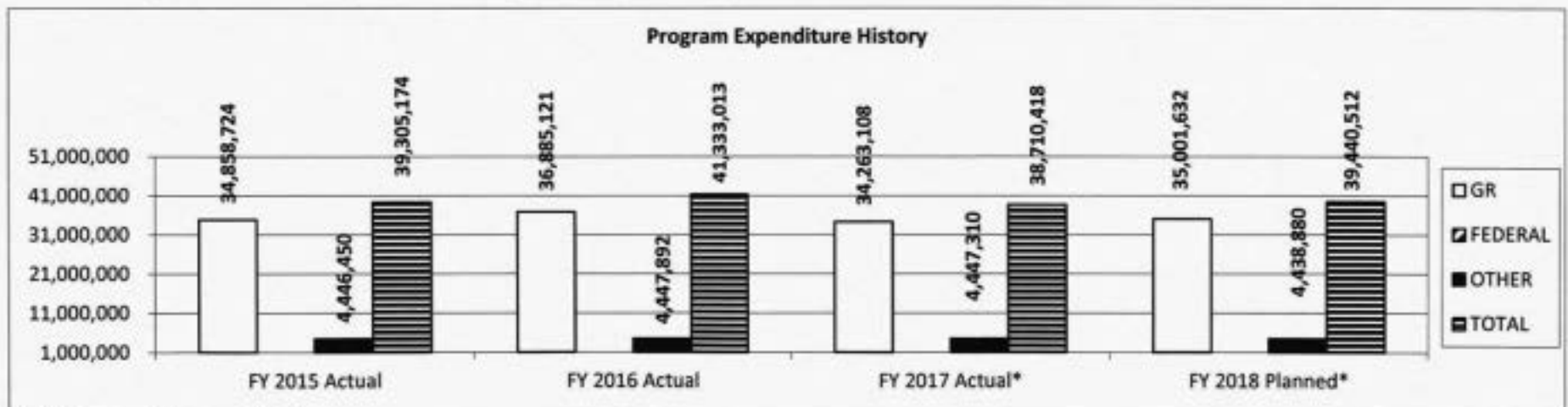
3. Are there federal matching requirements? If yes, please explain.

No

4. Is this a federally mandated program? If yes, please explain.

No

5. Provide actual expenditures for the prior three fiscal years and planned expenditures for the current fiscal year.



*Net of expenditure restrictions

PROGRAM DESCRIPTION

Department of Higher Education

HB Section(s): 3.230

Truman State University

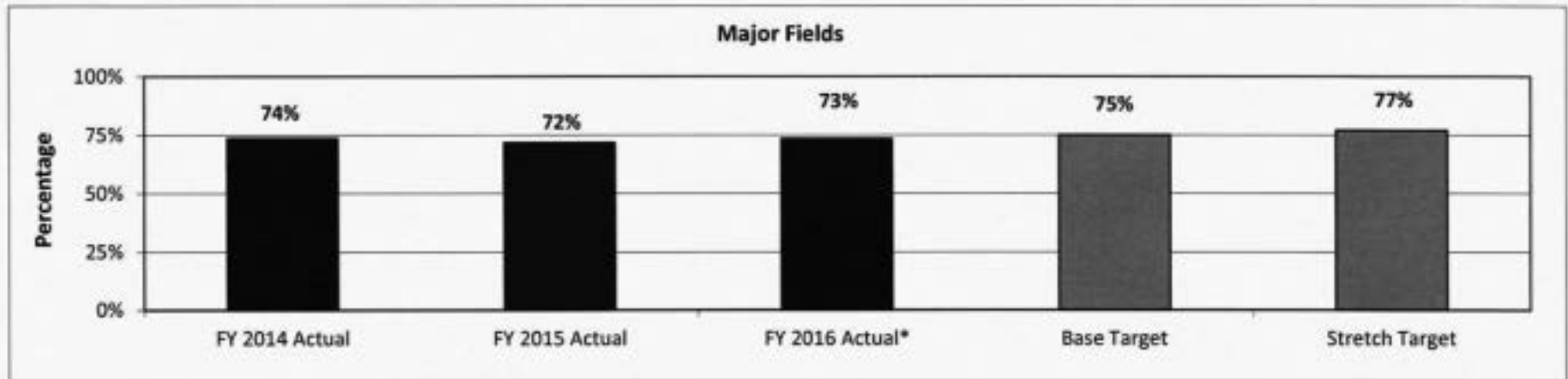
Program is found in the following core budget(s): State Aid to Four-year Institutions

6. What are the sources of the "Other " funds?

Lottery Proceeds Fund (0291); Debt Offset Escrow (0753)

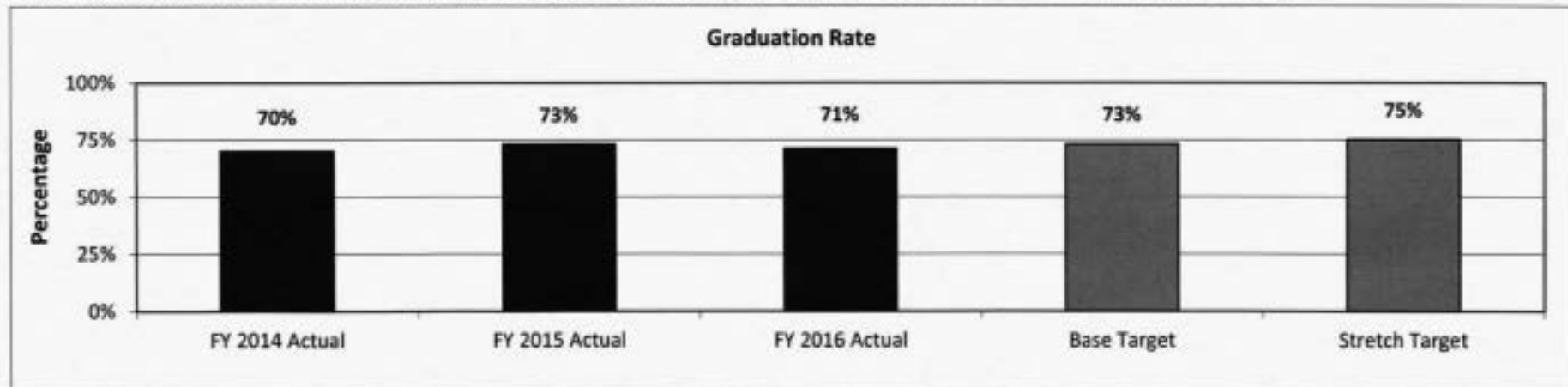
7a. Provide an effectiveness measure.

Graduate pass rates, nationally normed or nationally recognized assessment in the major field.



*Expected date of availability for final data is December 2017

Six-year graduation rate of each first-time, full-time degree-seeking undergraduate who graduated from Truman State University.



PROGRAM DESCRIPTION

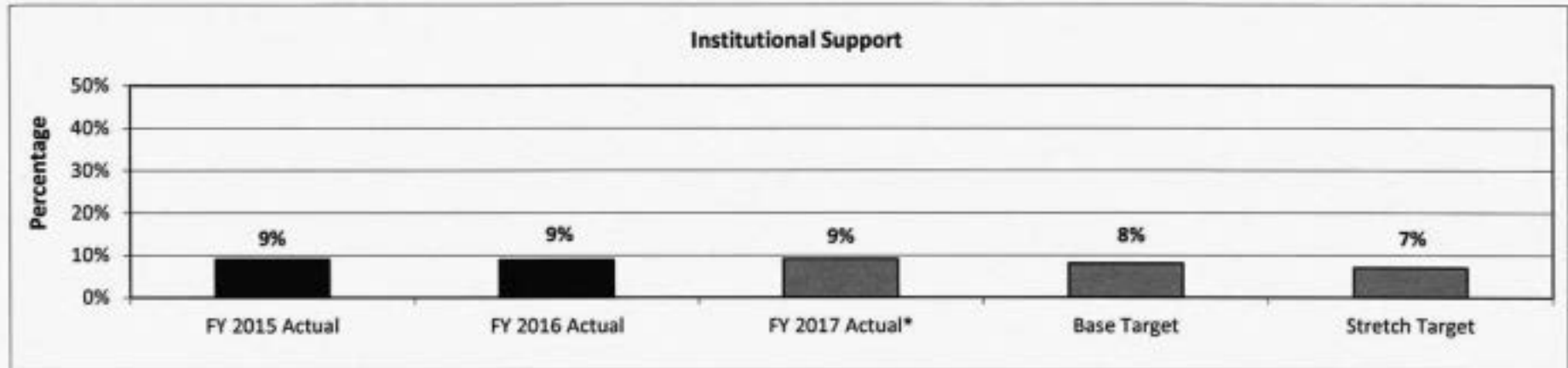
Department of Higher Education
 Truman State University

HB Section(s): 3.230

Program is found in the following core budget(s): State Aid to Four-year Institutions

7b. Provide an efficiency measure.


What percent of total E&G unrestricted expenditures is spent on institutional support?



*Expected date of availability is December 2017

7c. Provide the number of clients/individuals served, if applicable.

Total full-time equivalent enrollment at Truman State University.



7d. Provide a customer satisfaction measure, if available.

N/A

CORE RECONCILIATION DETAIL

STATE
NORTHWEST MO STATE UNIVERSITY

5. CORE RECONCILIATION DETAIL

	Budget Class	FTE	GR	Federal	Other	Total	Explanation
TAFP AFTER VETOES							
	PD	0.00	27,646,802	0	3,542,740	31,189,542	
	Total	0.00	27,646,802	0	3,542,740	31,189,542	
DEPARTMENT CORE REQUEST							
	PD	0.00	27,646,802	0	3,542,740	31,189,542	
	Total	0.00	27,646,802	0	3,542,740	31,189,542	
GOVERNOR'S ADDITIONAL CORE ADJUSTMENTS							
Core Reduction	1795 0656 PD	0.00	(803,425)	0	0	(803,425)	
Core Reduction	2307 0656 PD	0.00	(2,333,896)	0	0	(2,333,896)	
Core Reallocation	2320 0656 PD	0.00	(2,785,222)	0	0	(2,785,222)	
Core Reallocation	2320 4648 PD	0.00	2,785,222	0	0	2,785,222	
	NET GOVERNOR CHANGES	0.00	(3,137,321)	0	0	(3,137,321)	
GOVERNOR'S RECOMMENDED CORE							
	PD	0.00	24,509,481	0	3,542,740	28,052,221	
	Total	0.00	24,509,481	0	3,542,740	28,052,221	

DECISION ITEM SUMMARY

Budget Unit	FY 2017	FY 2017	FY 2018	FY 2018	FY 2019	FY 2019	FY 2019	FY 2019
Decision Item	ACTUAL	ACTUAL	BUDGET	BUDGET	DEPT REQ	DEPT REQ	GOV REC	GOV REC
Budget Object Summary	DOLLAR	FTE	DOLLAR	FTE	DOLLAR	FTE	DOLLAR	FTE
Fund								
NORTHWEST MO STATE UNIVERSITY								
CORE								
PROGRAM-SPECIFIC								
GENERAL REVENUE	25,880,083	0.00	27,646,802	0.00	27,646,802	0.00	24,509,481	0.00
LOTTERY PROCEEDS	3,242,458	0.00	3,342,740	0.00	3,342,740	0.00	3,342,740	0.00
DEBT OFFSET ESCROW	97,282	0.00	200,000	0.00	200,000	0.00	200,000	0.00
TOTAL - PD	29,019,823	0.00	31,189,542	0.00	31,189,542	0.00	28,052,221	0.00
TOTAL	29,019,823	0.00	31,189,542	0.00	31,189,542	0.00	28,052,221	0.00
GRAND TOTAL	\$29,019,823	0.00	\$31,189,542	0.00	\$31,189,542	0.00	\$28,052,221	0.00

DECISION ITEM DETAIL

Budget Unit	FY 2017	FY 2017	FY 2018	FY 2018	FY 2019	FY 2019	FY 2019	FY 2019
Decision Item	ACTUAL	ACTUAL	BUDGET	BUDGET	DEPT REQ	DEPT REQ	GOV REC	GOV REC
Budget Object Class	DOLLAR	FTE	DOLLAR	FTE	DOLLAR	FTE	DOLLAR	FTE
NORTHWEST MO STATE UNIVERSITY								
CORE								
PROGRAM DISTRIBUTIONS	28,922,541	0.00	31,189,542	0.00	31,189,542	0.00	28,052,221	0.00
REFUNDS	97,282	0.00	0	0.00	0	0.00	0	0.00
TOTAL - PD	29,019,823	0.00	31,189,542	0.00	31,189,542	0.00	28,052,221	0.00
GRAND TOTAL	\$29,019,823	0.00	\$31,189,542	0.00	\$31,189,542	0.00	\$28,052,221	0.00
GENERAL REVENUE	\$25,680,083	0.00	\$27,646,802	0.00	\$27,646,802	0.00	\$24,509,481	0.00
FEDERAL FUNDS	\$0	0.00	\$0	0.00	\$0	0.00	\$0	0.00
OTHER FUNDS	\$3,339,740	0.00	\$3,542,740	0.00	\$3,542,740	0.00	\$3,542,740	0.00

PROGRAM DESCRIPTION

Department of Higher Education

HB Section(s): 3.235

Northwest Missouri State University

Program is found in the following core budget(s): State Aid to Four-year Institutions

1a. What strategic priority does this program address?

Increase working-age educational attainment

1b. What does this program do?

This program provides state aid funding for the operation of Northwest Missouri State University. State aid supports public universities in their mission to provide increased educational attainment, increase the availability of skilled workers, and to provide additional training through graduate and professional programs.

2. What is the authorization for this program, i.e., federal or state statute, etc.? (Include the federal program number, if applicable.)

Chapter 174, RSMo

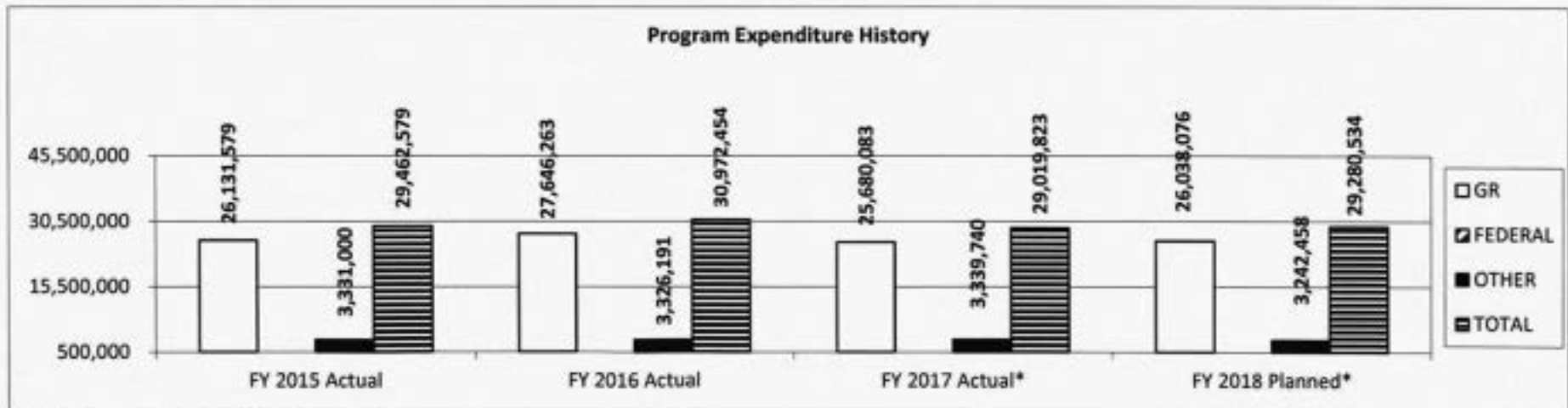
3. Are there federal matching requirements? If yes, please explain.

No

4. Is this a federally mandated program? If yes, please explain.

No

5. Provide actual expenditures for the prior three fiscal years and planned expenditures for the current fiscal year.



*Net of expenditure restrictions

PROGRAM DESCRIPTION

Department of Higher Education

HB Section(s): 3.235

Northwest Missouri State University

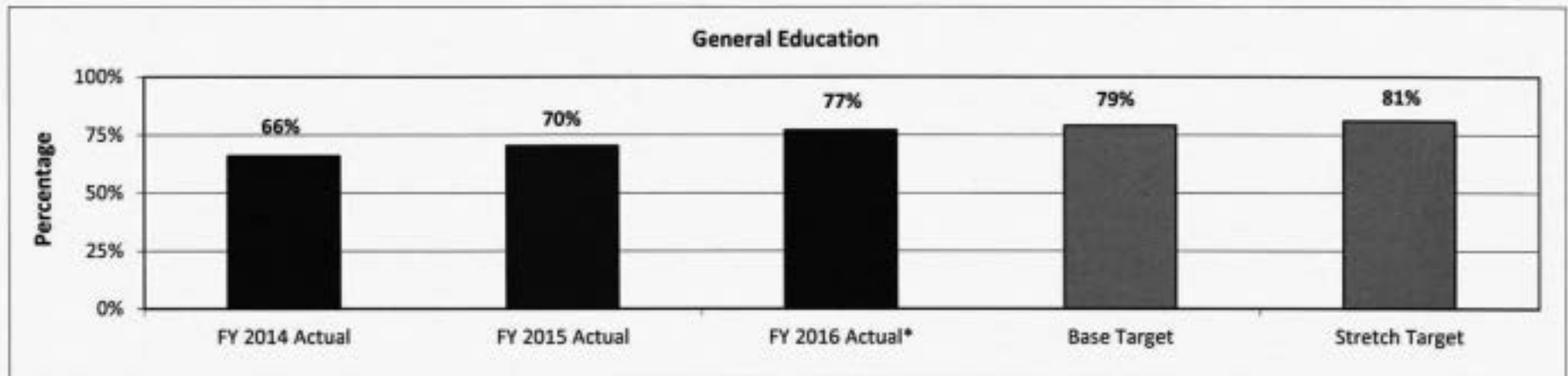
Program is found in the following core budget(s): State Aid to Four-year Institutions

6. What are the sources of the "Other" funds?

Lottery Proceeds Fund (0291); Debt Offset Escrow (0753)

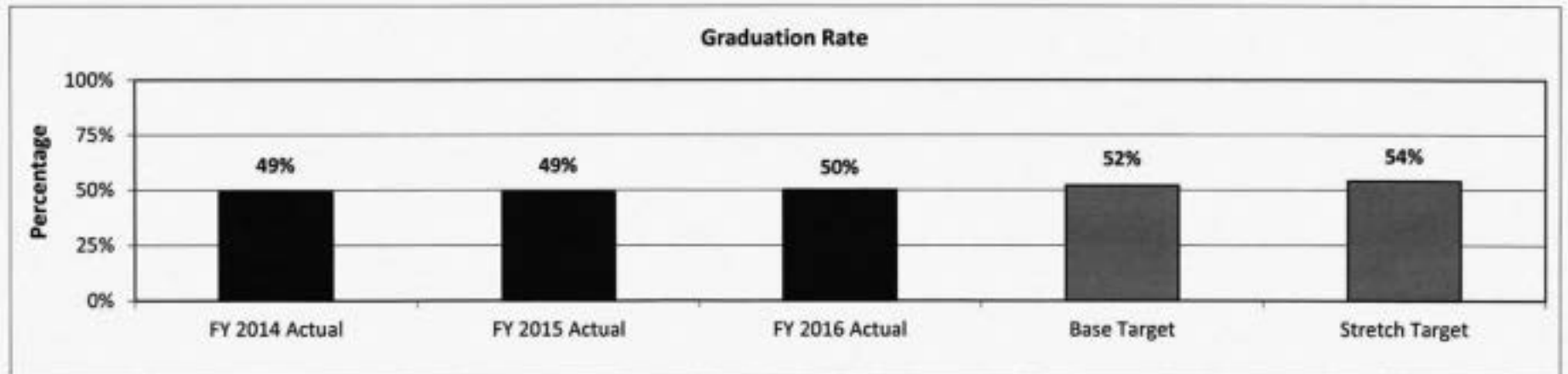
7a. Provide an effectiveness measure.

Graduate pass rates, nationally normed or nationally recognized assessment of general education.



*Expected date of availability for final data is December 2017

Six-year graduation rate of each first-time, full-time degree-seeking undergraduate who graduated from Northwest Missouri State University.



PROGRAM DESCRIPTION

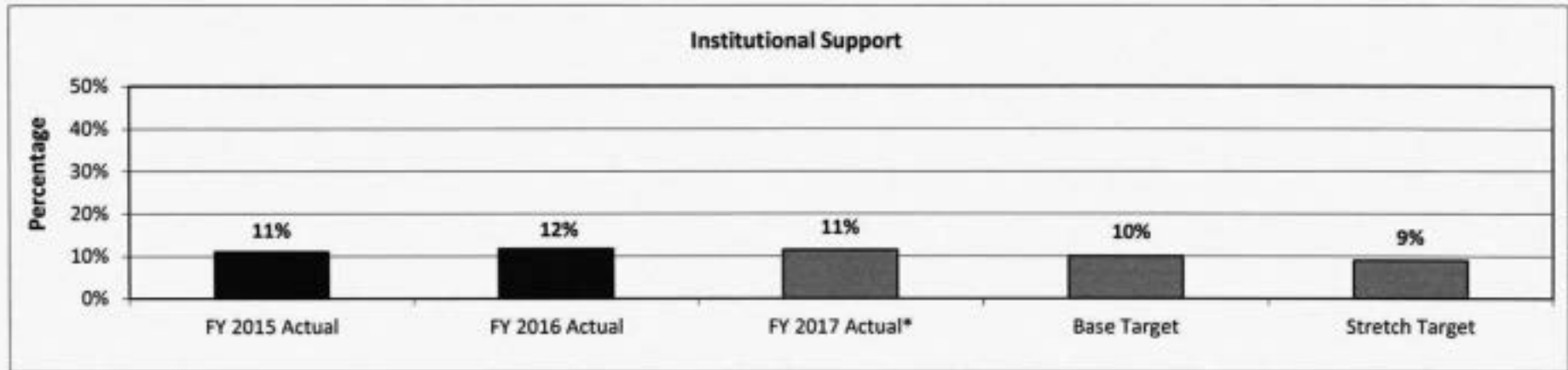
Department of Higher Education
 Northwest Missouri State University

HB Section(s): 3.235

Program is found in the following core budget(s): State Aid to Four-year Institutions

7b. Provide an efficiency measure.


What percent of total E&G unrestricted expenditures is spent on institutional support?



*Expected date of availability is December 2017

7c. Provide the number of clients/individuals served, if applicable.

Total full-time equivalent enrollment at Northwest Missouri State University.



7d. Provide a customer satisfaction measure, if available.

N/A

CORE RECONCILIATION DETAIL

STATE
MO SOUTHERN STATE UNIVERSITY

5. CORE RECONCILIATION DETAIL

	Budget Class	FTE	GR	Federal	Other	Total	Explanation
TAFP AFTER VETOES							
	PD	0.00	21,212,724	0	2,631,511	23,844,235	
	Total	0.00	21,212,724	0	2,631,511	23,844,235	
DEPARTMENT CORE REQUEST							
	PD	0.00	21,212,724	0	2,631,511	23,844,235	
	Total	0.00	21,212,724	0	2,631,511	23,844,235	
GOVERNOR'S ADDITIONAL CORE ADJUSTMENTS							
Core Reduction	1796 0659	PD	0.00	(612,993)	0	0	(612,993)
Core Reduction	2308 0659	PD	0.00	(1,780,703)	0	0	(1,780,703)
Core Reallocation	2321 0659	PD	0.00	(2,125,054)	0	0	(2,125,054)
Core Reallocation	2321 4652	PD	0.00	2,125,054	0	0	2,125,054
	NET GOVERNOR CHANGES		0.00	(2,393,696)	0	0	(2,393,696)
GOVERNOR'S RECOMMENDED CORE							
	PD	0.00	18,819,028	0	2,631,511	21,450,539	
	Total	0.00	18,819,028	0	2,631,511	21,450,539	

DECISION ITEM SUMMARY

Budget Unit	FY 2017	FY 2017	FY 2018	FY 2018	FY 2019	FY 2019	FY 2019	FY 2019
Decision Item	ACTUAL	ACTUAL	BUDGET	BUDGET	DEPT REQ	DEPT REQ	GOV REC	GOV REC
Budget Object Summary	DOLLAR	FTE	DOLLAR	FTE	DOLLAR	FTE	DOLLAR	FTE
Fund								
MO SOUTHERN STATE UNIVERSITY								
CORE								
PROGRAM-SPECIFIC								
GENERAL REVENUE	19,547,847	0.00	21,212,724	0.00	21,212,724	0.00	18,819,028	0.00
LOTTERY PROCEEDS	2,358,566	0.00	2,431,511	0.00	2,431,511	0.00	2,431,511	0.00
DEBT OFFSET ESCROW	3,162	0.00	200,000	0.00	200,000	0.00	200,000	0.00
TOTAL - PD	21,909,575	0.00	23,844,235	0.00	23,844,235	0.00	21,450,539	0.00
TOTAL	21,909,575	0.00	23,844,235	0.00	23,844,235	0.00	21,450,539	0.00
GRAND TOTAL	\$21,909,575	0.00	\$23,844,235	0.00	\$23,844,235	0.00	\$21,450,539	0.00

DECISION ITEM DETAIL

Budget Unit	FY 2017	FY 2017	FY 2018	FY 2018	FY 2019	FY 2019	FY 2019	FY 2019
Decision Item	ACTUAL	ACTUAL	BUDGET	BUDGET	DEPT REQ	DEPT REQ	GOV REC	GOV REC
Budget Object Class	DOLLAR	FTE	DOLLAR	FTE	DOLLAR	FTE	DOLLAR	FTE
MO SOUTHERN STATE UNIVERSITY								
CORE								
PROGRAM DISTRIBUTIONS	21,906,413	0.00	23,844,235	0.00	23,844,235	0.00	21,450,539	0.00
REFUNDS	3,162	0.00	0	0.00	0	0.00	0	0.00
TOTAL - PD	21,909,575	0.00	23,844,235	0.00	23,844,235	0.00	21,450,539	0.00
GRAND TOTAL	\$21,909,575	0.00	\$23,844,235	0.00	\$23,844,235	0.00	\$21,450,539	0.00
GENERAL REVENUE	\$19,547,847	0.00	\$21,212,724	0.00	\$21,212,724	0.00	\$18,819,028	0.00
FEDERAL FUNDS	\$0	0.00	\$0	0.00	\$0	0.00	\$0	0.00
OTHER FUNDS	\$2,361,728	0.00	\$2,631,511	0.00	\$2,631,511	0.00	\$2,631,511	0.00

PROGRAM DESCRIPTION

Department of Higher Education

HB Section(s): 3.240

Missouri Southern State University

Program is found in the following core budget(s): State Aid to Four-year Institutions

1a. What strategic priority does this program address?

Increase working-age educational attainment

1b. What does this program do?

This program provides state aid funding for the operation of Missouri Southern State University. State aid supports public universities in their mission to provide increased educational attainment, increase the availability of skilled workers, and to provide additional training through graduate and professional programs.

2. What is the authorization for this program, i.e., federal or state statute, etc.? (Include the federal program number, if applicable.)

Chapter 174, RSMo

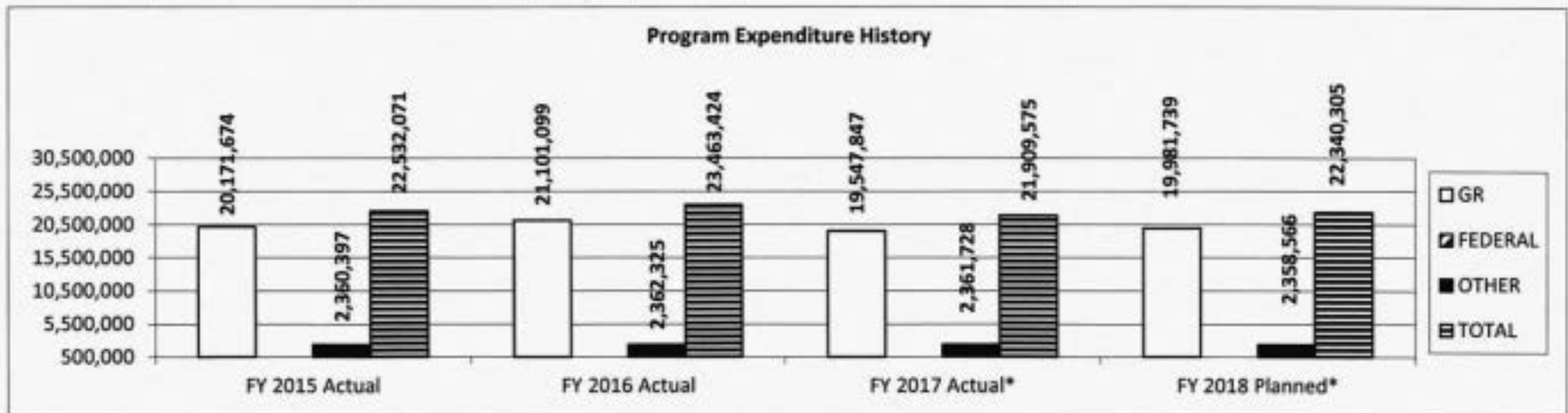
3. Are there federal matching requirements? If yes, please explain.

No

4. Is this a federally mandated program? If yes, please explain.

No

5. Provide actual expenditures for the prior three fiscal years and planned expenditures for the current fiscal year.



*Net of expenditure restrictions

PROGRAM DESCRIPTION

Department of Higher Education _____

HB Section(s): 3.240

Missouri Southern State University _____

Program is found in the following core budget(s): State Aid to Four-year Institutions

6. What are the sources of the "Other " funds?

Lottery Proceeds Fund (0291); Debt Offset Escrow (0753)

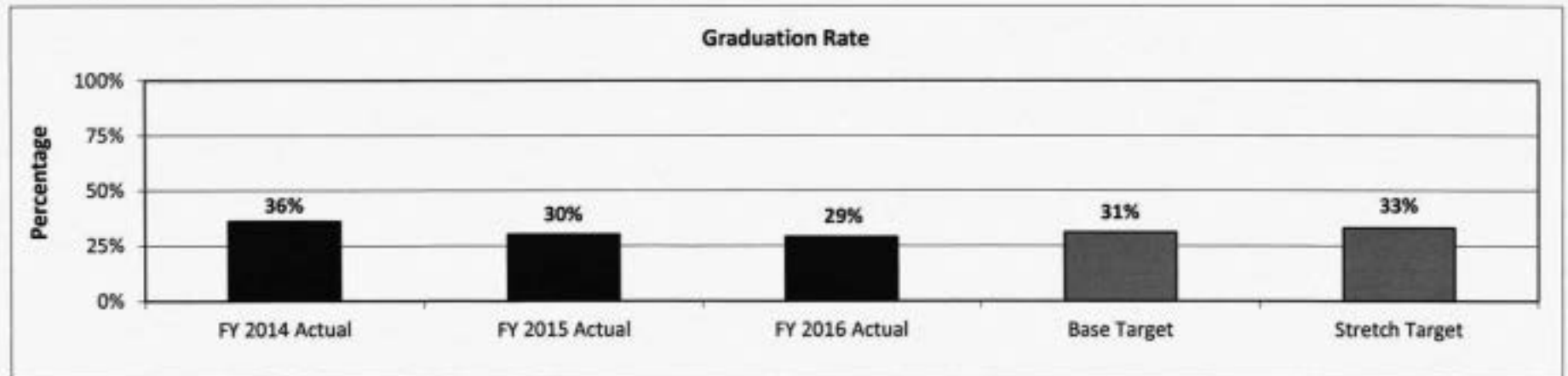
7a. Provide an effectiveness measure.

Graduate pass rates, nationally normed or state-recognized assessment of professional or occupational licensure.



*Expected date of availability for final data is December 2017

Six-year graduation rate of each first-time, full-time degree-seeking undergraduate who graduated from Missouri Southern State University.



PROGRAM DESCRIPTION

Department of Higher Education

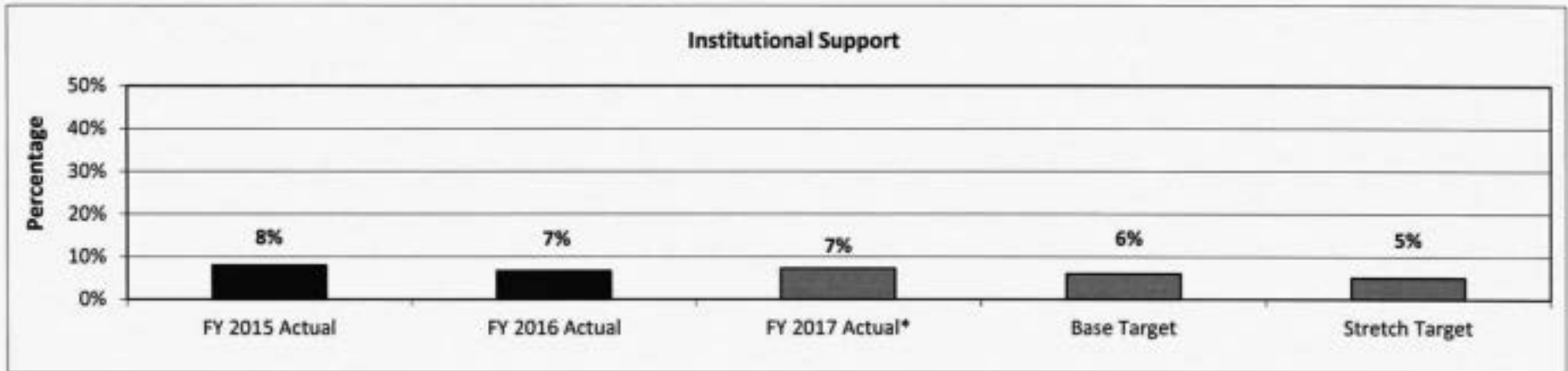
HB Section(s): 3.240

Missouri Southern State University

Program is found in the following core budget(s): State Aid to Four-year Institutions

7b. Provide an efficiency measure.


What percent of total E&G unrestricted expenditures is spent on institutional support?



*Expected date of availability is December 2017

7c. Provide the number of clients/individuals served, if applicable.

Total full-time equivalent enrollment at Missouri Southern State University.



7d. Provide a customer satisfaction measure, if available.

N/A

CORE RECONCILIATION DETAIL

STATE
MO WESTERN STATE UNIVERSITY

5. CORE RECONCILIATION DETAIL

	Budget Class	FTE	GR	Federal	Other	Total	Explanation
TAFP AFTER VETOES							
	PD	0.00	19,417,925	0	2,594,327	22,012,252	
	Total	0.00	19,417,925	0	2,594,327	22,012,252	
DEPARTMENT CORE REQUEST							
	PD	0.00	19,417,925	0	2,594,327	22,012,252	
	Total	0.00	19,417,925	0	2,594,327	22,012,252	
GOVERNOR'S ADDITIONAL CORE ADJUSTMENTS							
Core Reduction	1797 0660	PD	0.00	(565,497)	0	0	(565,497)
Core Reduction	2309 0660	PD	0.00	(1,642,733)	0	0	(1,642,733)
Core Reallocation	2322 0660	PD	0.00	(1,960,402)	0	0	(1,960,402)
Core Reallocation	2322 4653	PD	0.00	1,960,402	0	0	1,960,402
	NET GOVERNOR CHANGES		0.00	(2,208,230)	0	0	(2,208,230)
GOVERNOR'S RECOMMENDED CORE							
	PD	0.00	17,209,695	0	2,594,327	19,804,022	
	Total	0.00	17,209,695	0	2,594,327	19,804,022	

DECISION ITEM SUMMARY

Budget Unit	FY 2017	FY 2017	FY 2018	FY 2018	FY 2019	FY 2019	FY 2019	FY 2019
Decision Item	ACTUAL	ACTUAL	BUDGET	BUDGET	DEPT REQ	DEPT REQ	GOV REC	GOV REC
Budget Object Summary	DOLLAR	FTE	DOLLAR	FTE	DOLLAR	FTE	DOLLAR	FTE
Fund								
MO WESTERN STATE UNIVERSITY								
CORE								
PROGRAM-SPECIFIC								
GENERAL REVENUE	17,898,155	0.00	19,417,925	0.00	19,417,925	0.00	17,209,695	0.00
LOTTERY PROCEEDS	2,322,497	0.00	2,394,327	0.00	2,394,327	0.00	2,394,327	0.00
DEBT OFFSET ESCROW	197,977	0.00	200,000	0.00	200,000	0.00	200,000	0.00
TOTAL - PD	20,418,629	0.00	22,012,252	0.00	22,012,252	0.00	19,804,022	0.00
TOTAL	20,418,629	0.00	22,012,252	0.00	22,012,252	0.00	19,804,022	0.00
GRAND TOTAL	\$20,418,629	0.00	\$22,012,252	0.00	\$22,012,252	0.00	\$19,804,022	0.00

DECISION ITEM DETAIL

Budget Unit	FY 2017	FY 2017	FY 2018	FY 2018	FY 2019	FY 2019	FY 2019	FY 2019
Decision Item	ACTUAL	ACTUAL	BUDGET	BUDGET	DEPT REQ	DEPT REQ	GOV REC	GOV REC
Budget Object Class	DOLLAR	FTE	DOLLAR	FTE	DOLLAR	FTE	DOLLAR	FTE
MO WESTERN STATE UNIVERSITY								
CORE								
PROGRAM DISTRIBUTIONS	20,220,652	0.00	22,012,252	0.00	22,012,252	0.00	19,804,022	0.00
REFUNDS	197,977	0.00	0	0.00	0	0.00	0	0.00
TOTAL - PD	20,418,629	0.00	22,012,252	0.00	22,012,252	0.00	19,804,022	0.00
GRAND TOTAL	\$20,418,629	0.00	\$22,012,252	0.00	\$22,012,252	0.00	\$19,804,022	0.00
GENERAL REVENUE	\$17,898,155	0.00	\$19,417,925	0.00	\$19,417,925	0.00	\$17,209,695	0.00
FEDERAL FUNDS	\$0	0.00	\$0	0.00	\$0	0.00	\$0	0.00
OTHER FUNDS	\$2,520,474	0.00	\$2,594,327	0.00	\$2,594,327	0.00	\$2,594,327	0.00

PROGRAM DESCRIPTION

Department of Higher Education

HB Section(s): 3.245

Missouri Western State University

Program is found in the following core budget(s): State Aid to Four-year Institutions

1a. What strategic priority does this program address?

Increase working-age educational attainment

1b. What does this program do?

This program provides state aid funding for the operation of Missouri Western State University. State aid supports public universities in their mission to provide increased educational attainment, increase the availability of skilled workers, and to provide additional training through graduate and professional programs.

2. What is the authorization for this program, i.e., federal or state statute, etc.? (Include the federal program number, if applicable.)

Chapter 174, RSMo

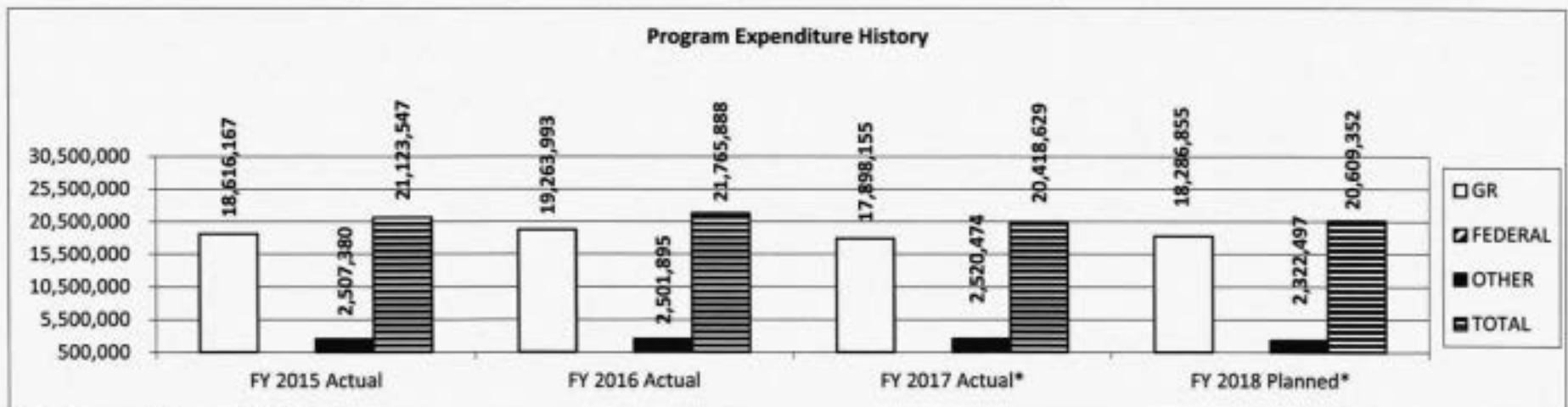
3. Are there federal matching requirements? If yes, please explain.

No

4. Is this a federally mandated program? If yes, please explain.

No

5. Provide actual expenditures for the prior three fiscal years and planned expenditures for the current fiscal year.



*Net of expenditure restrictions

PROGRAM DESCRIPTION

Department of Higher Education
 Missouri Western State University

HB Section(s): 3.245

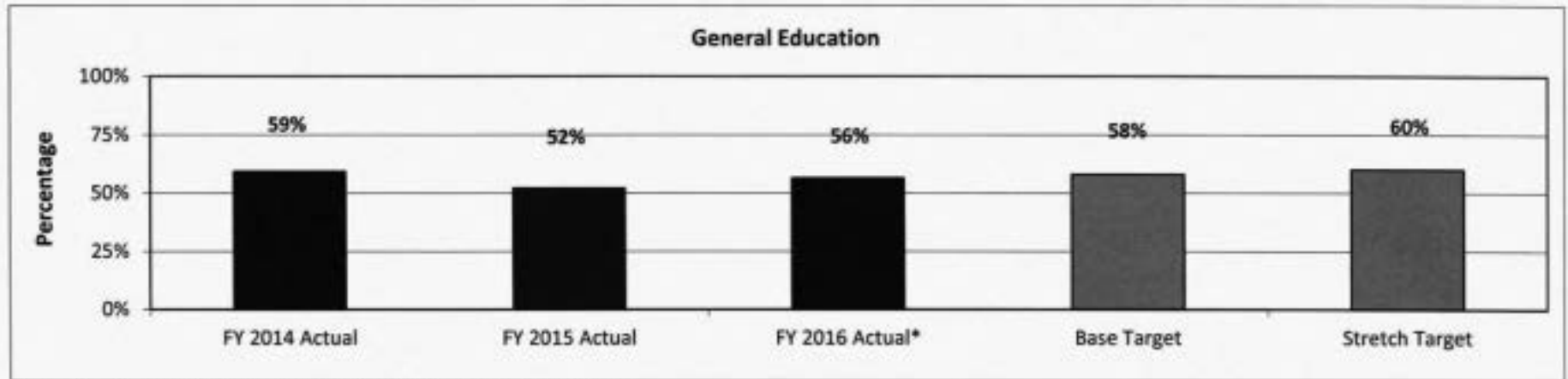
Program is found in the following core budget(s): State Aid to Four-year Institutions

6. What are the sources of the "Other " funds?

Lottery Proceeds Fund (0291); Debt Offset Escrow (0753)

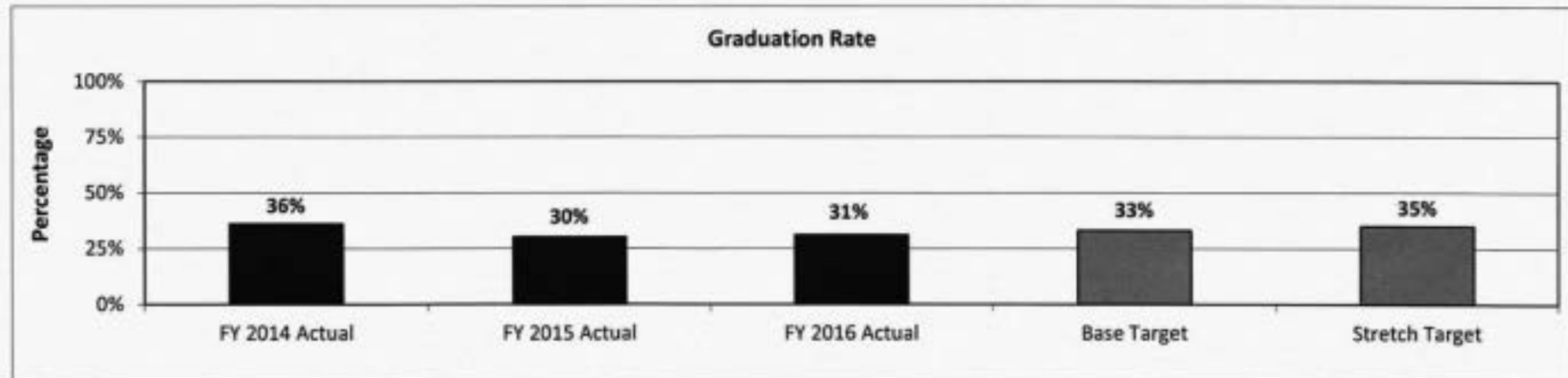
7a. Provide an effectiveness measure.

Graduate pass rates, nationally normed or nationally recognized assessment of general education.



*Expected date of availability for final data is December 2017

Six-year graduation rate of each first-time, full-time degree-seeking undergraduate who graduated from Missouri Western State University.



PROGRAM DESCRIPTION

Department of Higher Education

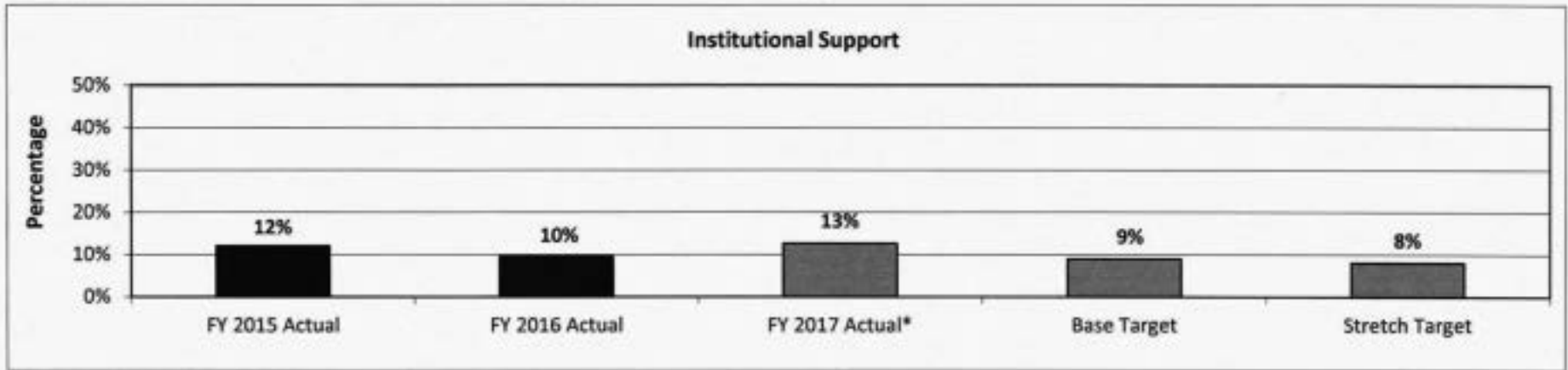
HB Section(s): 3.245

Missouri Western State University

Program is found in the following core budget(s): State Aid to Four-year Institutions

7b. Provide an efficiency measure.


What percent of total E&G unrestricted expenditures is spent on institutional support?



*Expected date of availability is December 2017

7c. Provide the number of clients/individuals served, if applicable.

Total full-time equivalent enrollment at Missouri Western State University.



7d. Provide a customer satisfaction measure, if available.

N/A

CORE RECONCILIATION DETAIL

STATE
 HARRIS STOWE STATE UNIVERSITY

5. CORE RECONCILIATION DETAIL

	Budget Class	FTE	GR	Federal	Other	Total	Explanation
TAFP AFTER VETOES							
	PD	0.00	8,564,099	0	1,348,979	9,913,078	
	Total	0.00	8,564,099	0	1,348,979	9,913,078	
DEPARTMENT CORE REQUEST							
	PD	0.00	8,564,099	0	1,348,979	9,913,078	
	Total	0.00	8,564,099	0	1,348,979	9,913,078	
GOVERNOR'S ADDITIONAL CORE ADJUSTMENTS							
Core Reduction	1799 3426	PD	0.00	(251,818)	0	0	(251,818)
Core Reduction	2310 3426	PD	0.00	(731,515)	0	0	(731,515)
Core Reallocation	2323 3426	PD	0.00	(872,975)	0	0	(872,975)
Core Reallocation	2323 4663	PD	0.00	872,975	0	0	872,975
	NET GOVERNOR CHANGES		0.00	(983,333)	0	0	(983,333)
GOVERNOR'S RECOMMENDED CORE							
	PD	0.00	7,580,766	0	1,348,979	8,929,745	
	Total	0.00	7,580,766	0	1,348,979	8,929,745	

DECISION ITEM SUMMARY

Budget Unit	FY 2017	FY 2017	FY 2018	FY 2018	FY 2019	FY 2019	FY 2019	FY 2019
Decision Item	ACTUAL	ACTUAL	BUDGET	BUDGET	DEPT REQ	DEPT REQ	GOV REC	GOV REC
Budget Object Summary	DOLLAR	FTE	DOLLAR	FTE	DOLLAR	FTE	DOLLAR	FTE
Fund								
HARRIS STOWE STATE UNIVERSITY								
CORE								
PROGRAM-SPECIFIC								
GENERAL REVENUE	8,154,025	0.00	8,564,099	0.00	8,564,099	0.00	7,580,766	0.00
LOTTERY PROCEEDS	1,114,510	0.00	1,148,979	0.00	1,148,979	0.00	1,148,979	0.00
DEBT OFFSET ESCROW	35,528	0.00	200,000	0.00	200,000	0.00	200,000	0.00
TOTAL - PD	9,304,063	0.00	9,913,078	0.00	9,913,078	0.00	8,929,745	0.00
TOTAL	9,304,063	0.00	9,913,078	0.00	9,913,078	0.00	8,929,745	0.00
GRAND TOTAL	\$9,304,063	0.00	\$9,913,078	0.00	\$9,913,078	0.00	\$8,929,745	0.00

DECISION ITEM DETAIL

Budget Unit	FY 2017	FY 2017	FY 2018	FY 2018	FY 2019	FY 2019	FY 2019	FY 2019
Decision Item	ACTUAL	ACTUAL	BUDGET	BUDGET	DEPT REQ	DEPT REQ	GOV REC	GOV REC
Budget Object Class	DOLLAR	FTE	DOLLAR	FTE	DOLLAR	FTE	DOLLAR	FTE
HARRIS STOWE STATE UNIVERSITY								
CORE								
PROGRAM DISTRIBUTIONS	9,268,535	0.00	9,913,078	0.00	9,913,078	0.00	8,929,745	0.00
REFUNDS	35,528	0.00	0	0.00	0	0.00	0	0.00
TOTAL - PD	9,304,063	0.00	9,913,078	0.00	9,913,078	0.00	8,929,745	0.00
GRAND TOTAL	\$9,304,063	0.00	\$9,913,078	0.00	\$9,913,078	0.00	\$8,929,745	0.00
GENERAL REVENUE	\$8,154,025	0.00	\$8,564,099	0.00	\$8,564,099	0.00	\$7,580,766	0.00
FEDERAL FUNDS	\$0	0.00	\$0	0.00	\$0	0.00	\$0	0.00
OTHER FUNDS	\$1,150,038	0.00	\$1,348,979	0.00	\$1,348,979	0.00	\$1,348,979	0.00

PROGRAM DESCRIPTION

Department of Higher Education _____

HB Section(s): 3.250

Harris-Stowe State University _____

Program is found in the following core budget(s): State Aid to Four-year Institutions

1a. What strategic priority does this program address?
 Increase working-age educational attainment

1b. What does this program do?

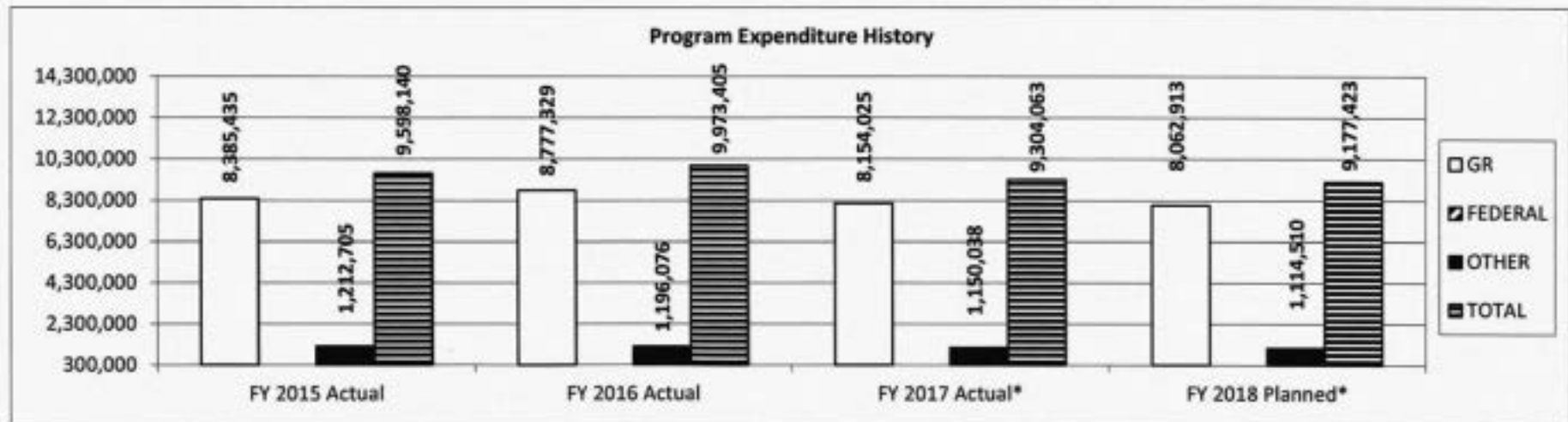
This program provides state aid funding for the operation of Harris-Stowe State University. State aid supports public universities in their mission to provide increased educational attainment, increase the availability of skilled workers, and to provide additional training through graduate and professional programs.

2. What is the authorization for this program, i.e., federal or state statute, etc.? (Include the federal program number, if applicable.)
 Chapter 174, RSMo

3. Are there federal matching requirements? If yes, please explain.
 No

4. Is this a federally mandated program? If yes, please explain.
 No

5. Provide actual expenditures for the prior three fiscal years and planned expenditures for the current fiscal year.



*Net of expenditure restrictions

PROGRAM DESCRIPTION

Department of Higher Education _____

HB Section(s): 3.250

Harris-Stowe State University _____

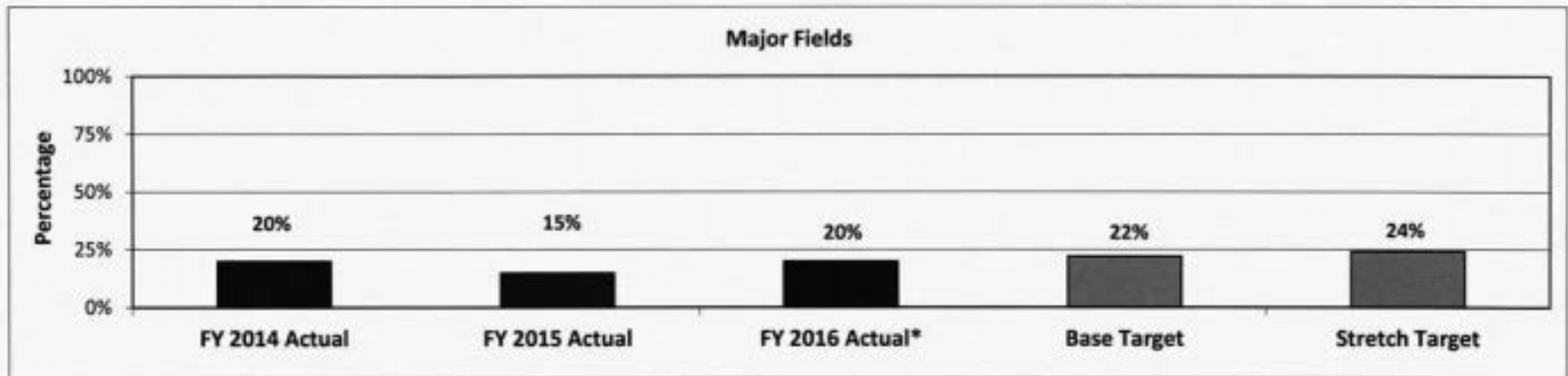
Program is found in the following core budget(s): State Aid to Four-year Institutions

6. What are the sources of the "Other " funds?

Lottery Proceeds Fund (0291); Debt Offset Escrow (0753)

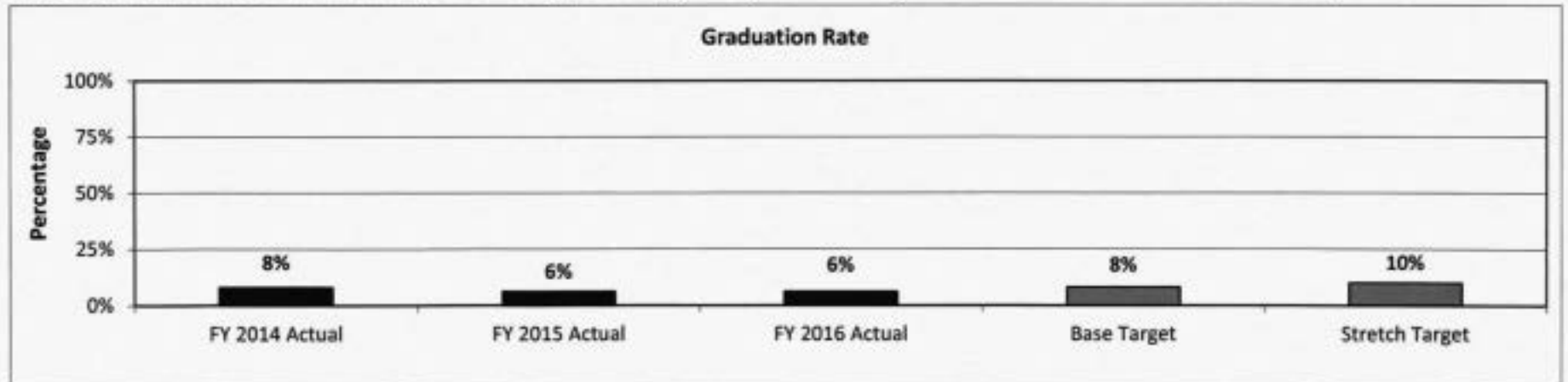
7a. Provide an effectiveness measure.

Graduate pass rates, nationally normed or nationally recognized assessment in the major field.



*Expected date of availability for final data is December 2017

Six-year graduation rate of each first-time, full-time degree-seeking undergraduate who graduated from Harris-Stowe State University.



PROGRAM DESCRIPTION

Department of Higher Education

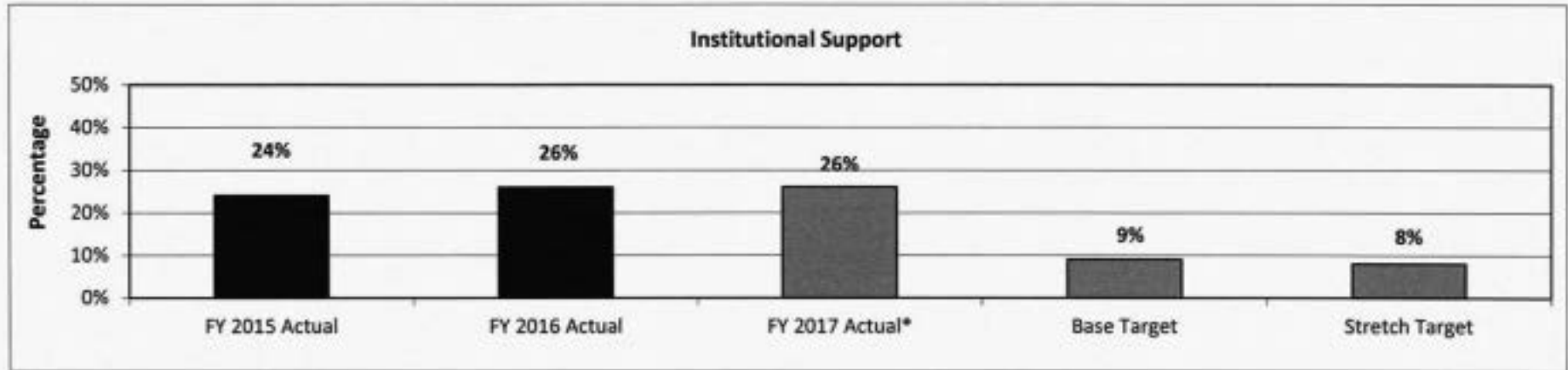
HB Section(s): 3.250

Harris-Stowe State University

Program is found in the following core budget(s): State Aid to Four-year Institutions

7b. Provide an efficiency measure.


What percent of total E&G unrestricted expenditures is spent on institutional support?



*Expected date of availability is December 2017

7c. Provide the number of clients/individuals served, if applicable.

Total full-time equivalent enrollment at Harris-Stowe State University.



7d. Provide a customer satisfaction measure, if available.

N/A

CORE RECONCILIATION DETAIL

STATE
UNIV OF MISSOURI CAMPUSES

5. CORE RECONCILIATION DETAIL

	Budget Class	FTE	GR	Federal	Other	Total	Explanation
TAFP AFTER VETOES							
	PD	0.00	372,329,320	0	48,242,748	420,572,068	
	Total	0.00	372,329,320	0	48,242,748	420,572,068	
DEPARTMENT CORE REQUEST							
	PD	0.00	372,329,320	0	48,242,748	420,572,068	
	Total	0.00	372,329,320	0	48,242,748	420,572,068	
GOVERNOR'S ADDITIONAL CORE ADJUSTMENTS							
Core Reduction	1800 2304 PD	0.00	(10,860,192)	0	0	(10,860,192)	
Core Reduction	1801 2304 PD	0.00	(275,000)	0	0	(275,000)	
Core Reduction	2311 2304 PD	0.00	(31,548,136)	0	0	(31,548,136)	
Core Reallocation	2324 4666 PD	0.00	37,648,874	0	0	37,648,874	
Core Reallocation	2324 2304 PD	0.00	(37,648,874)	0	0	(37,648,874)	
	NET GOVERNOR CHANGES	0.00	(42,683,328)	0	0	(42,683,328)	
GOVERNOR'S RECOMMENDED CORE							
	PD	0.00	329,645,992	0	48,242,748	377,888,740	
	Total	0.00	329,645,992	0	48,242,748	377,888,740	

DECISION ITEM SUMMARY

Budget Unit	FY 2017	FY 2017	FY 2018	FY 2018	FY 2019	FY 2019	FY 2019	FY 2019
Decision Item	ACTUAL	ACTUAL	BUDGET	BUDGET	DEPT REQ	DEPT REQ	GOV REC	GOV REC
Budget Object Summary	DOLLAR	FTE	DOLLAR	FTE	DOLLAR	FTE	DOLLAR	FTE
Fund								
UNIV OF MISSOURI CAMPUSES								
CORE								
PROGRAM-SPECIFIC								
GENERAL REVENUE	341,161,692	0.00	372,329,320	0.00	372,329,320	0.00	329,645,992	0.00
LOTTERY PROCEEDS	45,437,466	0.00	46,842,748	0.00	46,842,748	0.00	46,842,748	0.00
DEBT OFFSET ESCROW	1,018,857	0.00	1,400,000	0.00	1,400,000	0.00	1,400,000	0.00
TOTAL - PD	387,618,015	0.00	420,572,068	0.00	420,572,068	0.00	377,888,740	0.00
TOTAL	387,618,015	0.00	420,572,068	0.00	420,572,068	0.00	377,888,740	0.00
GRAND TOTAL	\$387,618,015	0.00	\$420,572,068	0.00	\$420,572,068	0.00	\$377,888,740	0.00

DECISION ITEM DETAIL

Budget Unit	FY 2017	FY 2017	FY 2018	FY 2018	FY 2019	FY 2019	FY 2019	FY 2019
Decision Item	ACTUAL	ACTUAL	BUDGET	BUDGET	DEPT REQ	DEPT REQ	GOV REC	GOV REC
Budget Object Class	DOLLAR	FTE	DOLLAR	FTE	DOLLAR	FTE	DOLLAR	FTE
UNIV OF MISSOURI CAMPUSES								
CORE								
PROGRAM DISTRIBUTIONS	386,599,158	0.00	420,572,068	0.00	420,572,068	0.00	377,888,740	0.00
REFUNDS	1,018,857	0.00	0	0.00	0	0.00	0	0.00
TOTAL - PD	<u>387,618,015</u>	<u>0.00</u>	<u>420,572,068</u>	<u>0.00</u>	<u>420,572,068</u>	<u>0.00</u>	<u>377,888,740</u>	<u>0.00</u>
GRAND TOTAL	\$387,618,015	0.00	\$420,572,068	0.00	\$420,572,068	0.00	\$377,888,740	0.00
GENERAL REVENUE	\$341,161,692	0.00	\$372,329,320	0.00	\$372,329,320	0.00	\$329,645,992	0.00
FEDERAL FUNDS	\$0	0.00	\$0	0.00	\$0	0.00	\$0	0.00
OTHER FUNDS	\$46,456,323	0.00	\$48,242,748	0.00	\$48,242,748	0.00	\$48,242,748	0.00

PROGRAM DESCRIPTION

Department of Higher Education _____

HB Section(s): 3.255

University of Missouri _____

Program is found in the following core budget(s): State Aid to Four-year Institutions

1a. What strategic priority does this program address?

Increase working-age educational attainment

1b. What does this program do?

This program provides state aid funding for the operation of the University of Missouri System. State aid supports public universities in their mission to provide increased educational attainment, increase the availability of skilled workers, and to provide additional training through graduate and professional programs.

2. What is the authorization for this program, i.e., federal or state statute, etc.? (Include the federal program number, if applicable.)

Chapter 172, RSMo

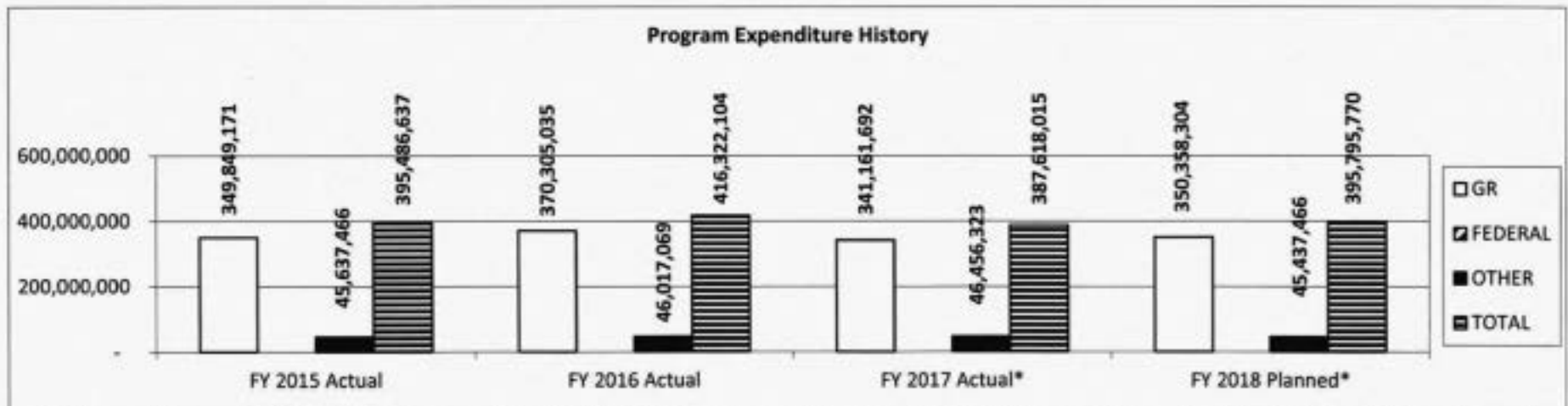
3. Are there federal matching requirements? If yes, please explain.

No

4. Is this a federally mandated program? If yes, please explain.

No

5. Provide actual expenditures for the prior three fiscal years and planned expenditures for the current fiscal year.



*Net of expenditure restrictions, including a partial restriction to the equipment purchase at the Veterinary college and a full restriction to the water works for agriculture initiative

PROGRAM DESCRIPTION

Department of Higher Education
 University of Missouri

HB Section(s): 3.255

Program is found in the following core budget(s): State Aid to Four-year Institutions

6. What are the sources of the "Other " funds?

Lottery Proceeds Fund (0291); Debt Offset Escrow (0753)

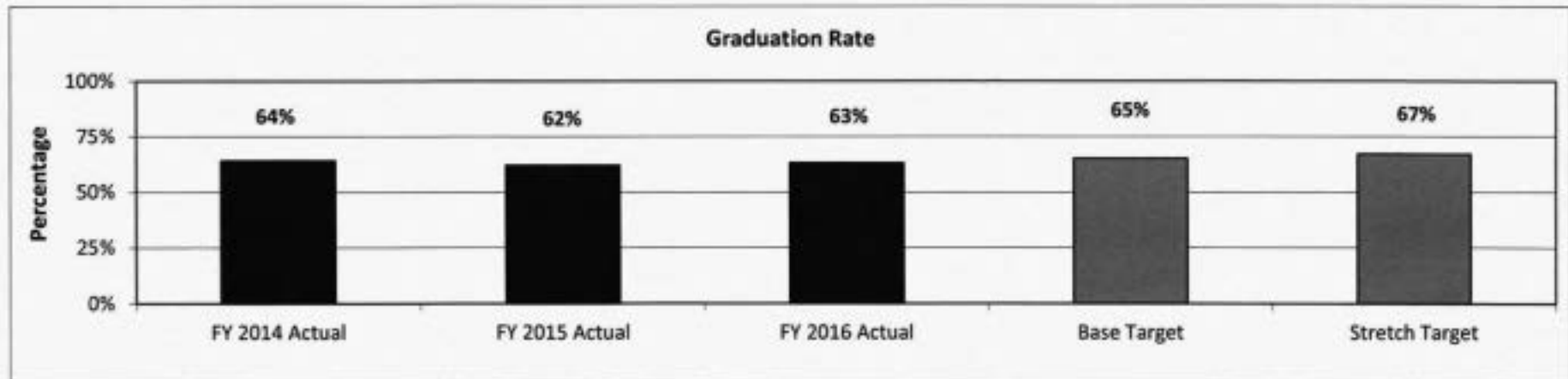
7a. Provide an effectiveness measure.

Graduate pass rates, nationally normed or state-recognized assessment of professional or occupational licensure.



*Expected date of availability for final data is December 2017

Six-year graduation rate of each first-time, full-time degree-seeking undergraduate who graduated from the University of Missouri System.



PROGRAM DESCRIPTION

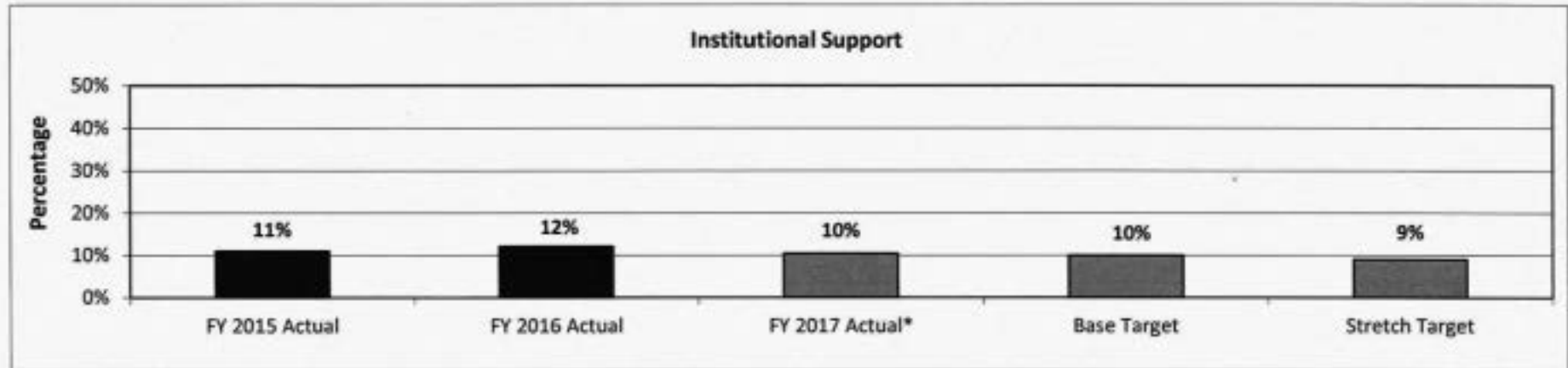
Department of Higher Education
 University of Missouri

HB Section(s): 3.255

Program is found in the following core budget(s): State Aid to Four-year Institutions

7b. Provide an efficiency measure.


What percent of total E&G unrestricted expenditures is spent on institutional support?



*Expected date of availability is December 2017

7c. Provide the number of clients/individuals served, if applicable.

Total full-time equivalent enrollment at the University of Missouri System.



7d. Provide a customer satisfaction measure, if available.

N/A

CORE DECISION ITEM

<u>Department of Higher Education</u>	Budget Unit	<u>57760C</u>
<u>Division of Four-year Universities</u>		
<u>Core - University of Missouri - UMKC Neighborhood Initiative</u>	HB Section	<u>3.256</u>

1. CORE FINANCIAL SUMMARY

	FY 2019 Budget Request						FY 2019 Governor's Recommendation				
	GR	Federal	Other	Total	E		GR	Federal	Other	Total	E
PS	0	0	0	0	0	PS	0	0	0	0	0
EE	0	0	0	0	0	EE	0	0	0	0	0
PSD	400,000	0	0	400,000		PSD	0	0	0	0	0
TRF	0	0	0	0		TRF	0	0	0	0	0
Total	400,000	0	0	400,000		Total	0	0	0	0	0
FTE	0.00	0.00	0.00	0.00	0.00	FTE	0.00	0.00	0.00	0.00	0.00

<i>Est. Fringe</i>	0	0	0	0
--------------------	---	---	---	---

Note: Fringes budgeted in House Bill 5 except for certain fringes budgeted directly to MoDOT, Highway Patrol, and Conservation.

<i>Est. Fringe</i>	0	0	0	0
--------------------	---	---	---	---

Note: Fringes budgeted in House Bill 5 except for certain fringes budgeted directly to MoDOT, Highway Patrol, and Conservation.

Other Funds:

Other Funds:

2. CORE DESCRIPTION

This request is for continuation of the core funding for the University of Missouri - Kansas City Center for Neighborhoods Initiative in the Department of Architecture, Urban Planning and Design (AUPD). The purpose of the initiative is to actively engage the city and region, local governments, other political subdivisions, higher education institutions and community organizations to meet the critical needs of neighborhoods by providing access to available resources, training and workshops, as well as providing opportunities for research and engaged teaching.

CORE DECISION ITEM

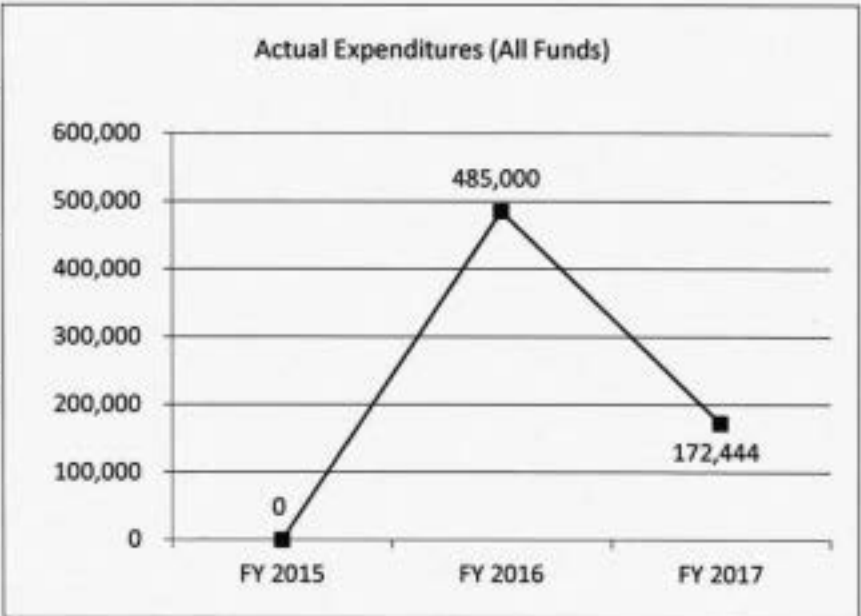
<u>Department of Higher Education</u>	Budget Unit	<u>57760C</u>
<u>Division of Four-year Universities</u>		
<u>Core - University of Missouri - UMKC Neighborhood Initiative</u>	HB Section	<u>3.256</u>

3. PROGRAM LISTING (list programs included in this core funding)

University of Missouri - Kansas City Neighborhood Initiative

4. FINANCIAL HISTORY

	<u>FY 2015</u>	<u>FY 2016</u>	<u>FY 2017</u>	<u>FY 2018</u>
	<u>Actual</u>	<u>Actual</u>	<u>Actual</u>	<u>Current Yr.</u>
Appropriation (All Funds)	0	500,000	400,000	400,000
Less Reverted (All Funds)	0	(15,000)	(12,000)	0
Less Restricted (All Funds)*	0	0	(215,556)	(400,000)
Budget Authority (All Funds)	0	485,000	172,444	N/A
Actual Expenditures (All Funds)	0	485,000	172,444	N/A
Unexpended (All Funds)	0	0	0	N/A
Unexpended, by Fund:				
General Revenue	0	0	0	0
Federal	0	0	0	0
Other	0	0	0	0



*Restricted amount is as of 9/15/17

Reverted includes the statutory three-percent reserve amount (when applicable).

Restricted includes any Governor's Expenditure Restrictions which remained at the end of the fiscal year (when applicable).

NOTES:

CORE RECONCILIATION DETAIL

STATE

UMKC NEIGHBORHOOD INITIATIVE

5. CORE RECONCILIATION DETAIL

	Budget Class	FTE	GR	Federal	Other	Total	Explanation
TAFP AFTER VETOES							
	PD	0.00	400,000	0	0	400,000	
	Total	0.00	400,000	0	0	400,000	
DEPARTMENT CORE REQUEST							
	PD	0.00	400,000	0	0	400,000	
	Total	0.00	400,000	0	0	400,000	
GOVERNOR'S ADDITIONAL CORE ADJUSTMENTS							
Core Reduction	1802 9020 PD	0.00	(400,000)	0	0	(400,000)	
	NET GOVERNOR CHANGES	0.00	(400,000)	0	0	(400,000)	
GOVERNOR'S RECOMMENDED CORE							
	PD	0.00	0	0	0	0	
	Total	0.00	0	0	0	0	

DECISION ITEM SUMMARY

Budget Unit	FY 2017	FY 2017	FY 2018	FY 2018	FY 2019	FY 2019	FY 2019	FY 2019
Decision Item	ACTUAL	ACTUAL	BUDGET	BUDGET	DEPT REQ	DEPT REQ	GOV REC	GOV REC
Budget Object Summary	DOLLAR	FTE	DOLLAR	FTE	DOLLAR	FTE	DOLLAR	FTE
Fund								
UMKC NEIGHBORHOOD INITIATIVE								
CORE								
PROGRAM-SPECIFIC								
GENERAL REVENUE	172,444	0.00	400,000	0.00	400,000	0.00	0	0.00
TOTAL - PD	172,444	0.00	400,000	0.00	400,000	0.00	0	0.00
TOTAL	172,444	0.00	400,000	0.00	400,000	0.00	0	0.00
GRAND TOTAL	\$172,444	0.00	\$400,000	0.00	\$400,000	0.00	\$0	0.00

DECISION ITEM DETAIL

Budget Unit	FY 2017	FY 2017	FY 2018	FY 2018	FY 2019	FY 2019	FY 2019	FY 2019
Decision Item	ACTUAL	ACTUAL	BUDGET	BUDGET	DEPT REQ	DEPT REQ	GOV REC	GOV REC
Budget Object Class	DOLLAR	FTE	DOLLAR	FTE	DOLLAR	FTE	DOLLAR	FTE
UMKC NEIGHBORHOOD INITIATIVE								
CORE								
PROGRAM DISTRIBUTIONS	172,444	0.00	400,000	0.00	400,000	0.00	0	0.00
TOTAL - PD	172,444	0.00	400,000	0.00	400,000	0.00	0	0.00
GRAND TOTAL	\$172,444	0.00	\$400,000	0.00	\$400,000	0.00	\$0	0.00
GENERAL REVENUE	\$172,444	0.00	\$400,000	0.00	\$400,000	0.00		0.00
FEDERAL FUNDS	\$0	0.00	\$0	0.00	\$0	0.00		0.00
OTHER FUNDS	\$0	0.00	\$0	0.00	\$0	0.00		0.00

PROGRAM DESCRIPTION

Department of Higher Education

HB Section(s): 3.256

Program Name: UMKC Neighborhood Initiative

Program is found in the following core budget(s): University of Missouri - UMKC Neighborhood Initiative

1a. What strategic priority does this program address?

Provides training and technical assistance to neighborhood leaders

1b. What does this program do?

The UMKC Center for Neighborhoods (CFN) in the Department of Architecture, Urban Planning and design provides research, training and data to volunteer neighborhood leaders in the Kansas City, Missouri Metropolitan area through technical assistance, capacity building, neighborhood planning services, legal aid and organizational assistance. This appropriation supports these efforts. The CFN works with city, county and state agencies to address issues that threaten the health, safety and welfare of neighborhoods and seeks to solve problems at the local level. The Center assists neighborhood leaders to work with local law enforcement to improve neighborhood safety and provides continuing education for leadership development. This program helps to reduce government costs in other areas and build resilience through collaborative problem-solving with neighborhood leaders, local businesses and university faculty. The Center provides space where leaders can access UMKC resources - including faculty, staff and students. Data about neighborhoods, leadership training and workshops with faculty and students are available. In addition, faculty and students benefit from these partnerships with opportunities for research and engaged teaching to meet the urban mission of UMKC.

2. What is the authorization for this program, i.e., federal or state statute, etc.? (Include the federal program number, if applicable.)

Section 172.010 - 172.750, RSMo

3. Are there federal matching requirements? If yes, please explain.

No

4. Is this a federally mandated program? If yes, please explain.

No

PROGRAM DESCRIPTION

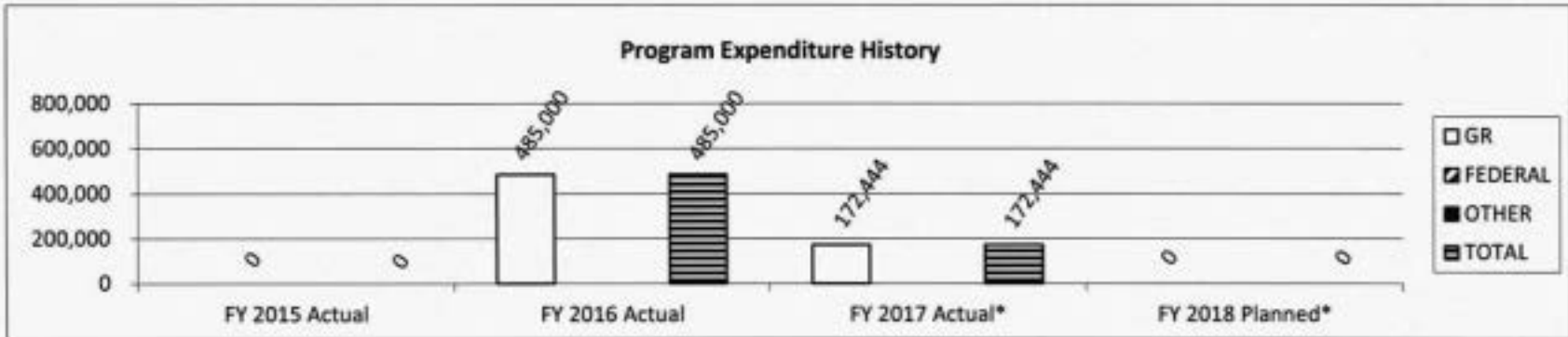
Department of Higher Education

HB Section(s): 3.256

Program Name: UMKC Neighborhood Initiative

Program is found in the following core budget(s): University of Missouri - UMKC Neighborhood Initiative

5. Provide actual expenditures for the prior three fiscal years and planned expenditures for the current fiscal year.



*Net of expenditure restrictions

PROGRAM DESCRIPTION

Department of Higher Education HB Section(s): 3.256
 Program Name: UMKC Neighborhood Initiative
 Program is found in the following core budget(s): University of Missouri - UMKC Neighborhood Initiative

6. What are the sources of the "Other " funds?

N/A

7a. Provide an effectiveness measure.

The UMKC Center for Neighborhoods has developed and implemented curriculum for neighborhood leaders. The Center measures annually the number of participants trained through the programs and workshops. The Center has worked with more than 90 individual neighborhood leaders in Kansas City and Independence, Missouri. Of those, 92% of neighborhood leaders completed the training program.

Number of volunteer neighborhood leaders trained for action:	FY16 Actual	FY17 Actual	FY18 Base	FY18 Stretch*	FY19 Base	FY19 Stretch*
CFN leaders trained	35	59	35	60	35	80

*Note: We would prefer to serve the "stretch" numbers of leaders but can not do so without full restoration of funding.

7b. Provide an efficiency measure.

The Center tracks the number of neighborhood organizations in good standing with the State during and after providing help. Of the 40 organizations that we have worked with, 97.5% are in good standing and only one is not yet in good standing. We are working with this group to address the issue.

Percent of CFN graduate organizations in good standing with the State of Missouri	FY16 Actual	FY17 Actual	FY18 Base	FY18 Stretch	FY19 Base	FY19 Stretch
	94%	100%	94%	100%	94%	100%

PROGRAM DESCRIPTION

Department of Higher Education	HB Section(s): <u>3.256</u>					
Program Name: UMKC Neighborhood Initiative						
Program is found in the following core budget(s): University of Missouri - UMKC Neighborhood Initiative						
7c. Provide the number of clients/individuals served, if applicable.						
	FY16 Projected	FY16 Actual	FY17 Actual	FY18 Projected if fully funded	FY19 Projected if fully funded	FY19 Stretch
Number of neighborhood participants in programs	30	35	59	60	80	100
Number of neighborhood organizations served	30	32	40	45	50	50
Number of student internships organized	5	3	3	5	5	25
7d. Provide a customer satisfaction measure, if available.						
Neighborhood leaders are very supportive of the program; 92% of those who enrolled have completed the training.						

CORE DECISION ITEM

Department of Higher Education	Budget Unit	57685C
Division of Four-year Colleges and Universities		
Core - University of Missouri Press	HB Section	3.259

1. CORE FINANCIAL SUMMARY

FY 2019 Budget Request					FY 2019 Governor's Recommendation						
	GR	Federal	Other	Total	E		GR	Federal	Other	Total	E
PS	0	0	0	0	0	PS	0	0	0	0	0
EE	0	0	0	0	0	EE	0	0	0	0	0
PSD	75,000	0	0	75,000		PSD	0	0	0	0	
Total	75,000	0	0	75,000		Total	0	0	0	0	
FTE	0.00	0.00	0.00	0.00		FTE	0.00	0.00	0.00	0.00	
<i>Est. Fringe</i>	0	0	0	0		<i>Est. Fringe</i>	0	0	0	0	
<i>Note: Fringes budgeted in House Bill 5 except for certain fringes budgeted directly to MoDOT, Highway Patrol, and Conservation.</i>						<i>Note: Fringes budgeted in House Bill 5 except for certain fringes budgeted directly to MoDOT, Highway Patrol, and Conservation.</i>					
Other Funds:						Other Funds:					

2. CORE DESCRIPTION

This request is for continuation of core funding for biennial publication of the Official Manual of Missouri by the University of Missouri Press.

CORE DECISION ITEM

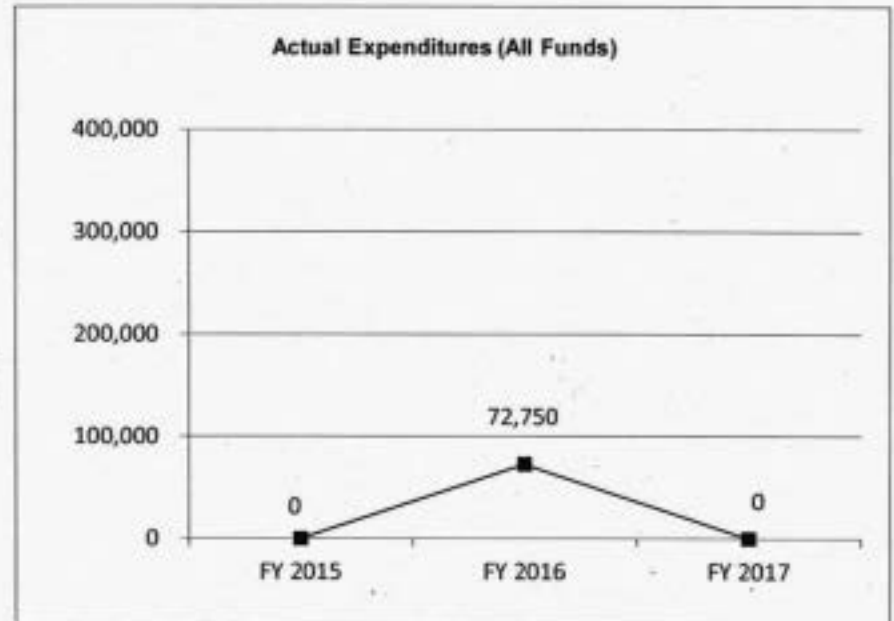
Department of Higher Education	Budget Unit	57685C
Division of Four-year Colleges and Universities		
Core - University of Missouri Press	HB Section	3.259

3. PROGRAM LISTING (list programs included in this core funding)

Printing of Official Manual of Missouri

4. FINANCIAL HISTORY

	FY 2015 Actual	FY 2016 Actual	FY 2017 Actual	FY 2018 Current Yr.
Appropriation (All Funds)	0	75,000	0	75,000
Less Reverted (All Funds)	0	(2,250)	0	0
Less Restricted (All Funds)*	0	0	0	(75,000)
Budget Authority (All Funds)	0	72,750	0	N/A
Actual Expenditures (All Funds)	0	72,750	0	N/A
Unexpended (All Funds)	0	0	0	N/A
Unexpended, by Fund:				
General Revenue	0	0	0	N/A
Federal	0	0	0	N/A
Other	0	0	0	N/A



*Restricted amount is as of 9/15/17

Reverted includes the statutory three-percent reserve amount (when applicable).

Restricted includes any Governor's Expenditure Restrictions which remained at the end of the fiscal year (when applicable).

NOTES:

CORE RECONCILIATION DETAIL

STATE
 MU PRESS

5. CORE RECONCILIATION DETAIL

	Budget Class	FTE	GR	Federal	Other	Total	Explanation
TAFP AFTER VETOES							
	PD	0.00	75,000	0	0	75,000	
	Total	0.00	75,000	0	0	75,000	
DEPARTMENT CORE REQUEST							
	PD	0.00	75,000	0	0	75,000	
	Total	0.00	75,000	0	0	75,000	
GOVERNOR'S ADDITIONAL CORE ADJUSTMENTS							
Core Reduction	1803 9968	PD	0.00	(75,000)	0	0	(75,000)
NET GOVERNOR CHANGES			0.00	(75,000)	0	0	(75,000)
GOVERNOR'S RECOMMENDED CORE							
	PD	0.00	0	0	0	0	
	Total	0.00	0	0	0	0	

DECISION ITEM SUMMARY

Budget Unit	FY 2017	FY 2017	FY 2018	FY 2018	FY 2019	FY 2019	FY 2019	FY 2019
Decision Item	ACTUAL	ACTUAL	BUDGET	BUDGET	DEPT REQ	DEPT REQ	GOV REC	GOV REC
Budget Object Summary	DOLLAR	FTE	DOLLAR	FTE	DOLLAR	FTE	DOLLAR	FTE
Fund								
MU PRESS								
CORE								
PROGRAM-SPECIFIC								
GENERAL REVENUE	0	0.00	75,000	0.00	75,000	0.00	0	0.00
TOTAL - PD	0	0.00	75,000	0.00	75,000	0.00	0	0.00
TOTAL	0	0.00	75,000	0.00	75,000	0.00	0	0.00
GRAND TOTAL	\$0	0.00	\$75,000	0.00	\$75,000	0.00	\$0	0.00

DECISION ITEM DETAIL

Budget Unit	FY 2017	FY 2017	FY 2018	FY 2018	FY 2019	FY 2019	FY 2019	FY 2019
Decision Item	ACTUAL	ACTUAL	BUDGET	BUDGET	DEPT REQ	DEPT REQ	GOV REC	GOV REC
Budget Object Class	DOLLAR	FTE	DOLLAR	FTE	DOLLAR	FTE	DOLLAR	FTE
MU PRESS								
CORE								
PROGRAM DISTRIBUTIONS	0	0.00	75,000	0.00	75,000	0.00	0	0.00
TOTAL - PD	0	0.00	75,000	0.00	75,000	0.00	0	0.00
GRAND TOTAL	\$0	0.00	\$75,000	0.00	\$75,000	0.00	\$0	0.00
GENERAL REVENUE	\$0	0.00	\$75,000	0.00	\$75,000	0.00		0.00
FEDERAL FUNDS	\$0	0.00	\$0	0.00	\$0	0.00		0.00
OTHER FUNDS	\$0	0.00	\$0	0.00	\$0	0.00		0.00

CORE DECISION ITEM

Department of Higher Education	Budget Unit	57695C
Division of Four-year Colleges and Universities		
Core - University of Missouri - St. Louis International Collaboration	HB Section	3.260

1. CORE FINANCIAL SUMMARY

	FY 2019 Budget Request						FY 2019 Governor's Recommendation				
	GR	Federal	Other	Total	E		GR	Federal	Other	Total	E
PS	0	0	0	0	0	PS	0	0	0	0	
EE	0	0	0	0	0	EE	0	0	0	0	
PSD	450,000	0	0	450,000		PSD	450,000	0	0	450,000	
TRF	0	0	0	0		TRF	0	0	0	0	
Total	450,000	0	0	450,000		Total	450,000	0	0	450,000	
FTE	0.00	0.00	0.00	0.00		FTE	0.00	0.00	0.00	0.00	

<i>Est. Fringe</i>	0	0	0	0
--------------------	---	---	---	---

Note: Fringes budgeted in House Bill 5 except for certain fringes budgeted directly to MoDOT, Highway Patrol, and Conservation.

<i>Est. Fringe</i>	0	0	0	0
--------------------	---	---	---	---

Note: Fringes budgeted in House Bill 5 except for certain fringes budgeted directly to MoDOT, Highway Patrol, and Conservation.

Other Funds:

Other Funds:

2. CORE DESCRIPTION

This request is for continuation of the core funding for the University of Missouri - St. Louis (UMSL) for purposes of increasing international collaboration and promoting economic opportunity to help attract and retain new economic activity to the St. Louis region. A key focus of the program is the GlobalSTL program, which connects the economies of St. Louis and other international locations (including Israel, Ireland and other countries) to attract companies from other targeted geographies to the St. Louis region.

CORE DECISION ITEM

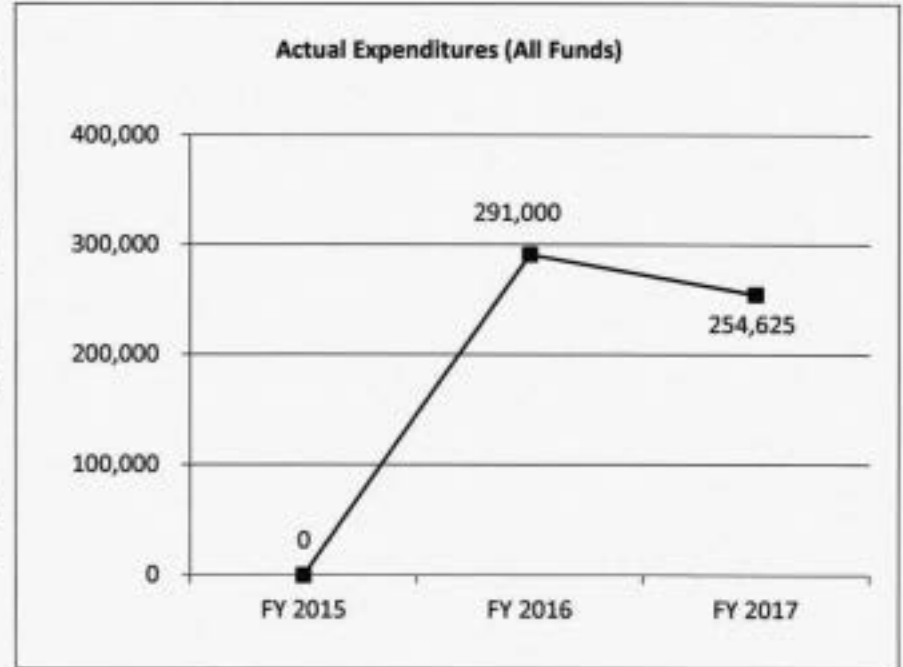
Department of Higher Education	Budget Unit	<u>57695C</u>
Division of Four-year Colleges and Universities		
Core - University of Missouri - St. Louis International Collaboration	HB Section	<u>3.260</u>

3. PROGRAM LISTING (list programs included in this core funding)

University of Missouri - St. Louis International Collaboration

4. FINANCIAL HISTORY

	<u>FY 2015</u>	<u>FY 2016</u>	<u>FY 2017</u>	<u>FY 2018</u>
	<u>Actual</u>	<u>Actual</u>	<u>Actual</u>	<u>Current Yr.</u>
Appropriation (All Funds)	0	300,000	450,000	450,000
Less Reverted (All Funds)	0	(9,000)	(13,500)	(13,500)
Less Restricted (All Funds)	0	0	(181,875)	0
Budget Authority (All Funds)	0	291,000	254,625	N/A
Actual Expenditures (All Funds)	0	291,000	254,625	N/A
Unexpended (All Funds)	0	0	0	N/A
Unexpended, by Fund:				
General Revenue	0	0	0	N/A
Federal	0	0	0	N/A
Other	0	0	0	N/A



Reverted includes the statutory three-percent reserve amount (when applicable).

Restricted includes any Governor's Expenditure Restrictions which remained at the end of the fiscal year (when applicable).

NOTES:

CORE RECONCILIATION DETAIL

STATE
UNIV OF MO ST. LOUIS-BIOTECH

5. CORE RECONCILIATION DETAIL

	Budget Class	FTE	GR	Federal	Other	Total	Explanation
TAFP AFTER VETOES							
	PD	0.00	450,000	0	0	450,000	
	Total	0.00	450,000	0	0	450,000	
DEPARTMENT CORE REQUEST							
	PD	0.00	450,000	0	0	450,000	
	Total	0.00	450,000	0	0	450,000	
GOVERNOR'S RECOMMENDED CORE							
	PD	0.00	450,000	0	0	450,000	
	Total	0.00	450,000	0	0	450,000	

DECISION ITEM SUMMARY

Budget Unit	FY 2017	FY 2017	FY 2018	FY 2018	FY 2019	FY 2019	FY 2019	FY 2019
Decision Item	ACTUAL	ACTUAL	BUDGET	BUDGET	DEPT REQ	DEPT REQ	GOV REC	GOV REC
Budget Object Summary	DOLLAR	FTE	DOLLAR	FTE	DOLLAR	FTE	DOLLAR	FTE
Fund								
UNIV OF MO ST. LOUIS-BIOTECH								
CORE								
PROGRAM-SPECIFIC								
GENERAL REVENUE	254,625	0.00	450,000	0.00	450,000	0.00	450,000	0.00
TOTAL - PD	254,625	0.00	450,000	0.00	450,000	0.00	450,000	0.00
TOTAL	254,625	0.00	450,000	0.00	450,000	0.00	450,000	0.00
GRAND TOTAL	\$254,625	0.00	\$450,000	0.00	\$450,000	0.00	\$450,000	0.00

DECISION ITEM DETAIL

Budget Unit	FY 2017	FY 2017	FY 2018	FY 2018	FY 2019	FY 2019	FY 2019	FY 2019
Decision Item	ACTUAL	ACTUAL	BUDGET	BUDGET	DEPT REQ	DEPT REQ	GOV REC	GOV REC
Budget Object Class	DOLLAR	FTE	DOLLAR	FTE	DOLLAR	FTE	DOLLAR	FTE
UNIV OF MO ST. LOUIS-BIOTECH								
CORE								
PROGRAM DISTRIBUTIONS	254,625	0.00	450,000	0.00	450,000	0.00	450,000	0.00
TOTAL - PD	254,625	0.00	450,000	0.00	450,000	0.00	450,000	0.00
GRAND TOTAL	\$254,625	0.00	\$450,000	0.00	\$450,000	0.00	\$450,000	0.00
GENERAL REVENUE	\$254,625	0.00	\$450,000	0.00	\$450,000	0.00	\$450,000	0.00
FEDERAL FUNDS	\$0	0.00	\$0	0.00	\$0	0.00	\$0	0.00
OTHER FUNDS	\$0	0.00	\$0	0.00	\$0	0.00	\$0	0.00

PROGRAM DESCRIPTION

Department of Higher Education

HB Section(s): 3.260

Program Name: University of Missouri - St. Louis International Collaboration

Program is found in the following core budget(s): University of Missouri - St. Louis International Collaboration

1a. What strategic priority does this program address?

Increase economic development in the state

1b. What does this program do?

The purpose of this appropriation is to increase international collaboration and promote economic opportunity that helps attract and retain new economic activity to the St. Louis region. University of Missouri-St. Louis works with BioSTL, a regional nonprofit dedicated to advancing prosperity in St. Louis through the growth of biosciences and other targeted innovation clusters. The centerpiece of the program is the GlobalSTL program (formerly known as) St. Louis-Israel Innovation Connection, which connects the economies of St. Louis and targeted international locations (including Israel, Ireland, and other countries) with a robust pipeline that engages and links experienced professionals to identify international companies who are likely to be attracted by St. Louis' convergence of corporate, university, and entrepreneurial strengths. Specific business strategies will partner prospective international companies with St. Louis and Missouri resources that might lead to recruitment of a presence in St. Louis. BioSTL is providing matching funds.

2. What is the authorization for this program, i.e., federal or state statute, etc.? (Include the federal program number, if applicable.)

Section 172.010 - 172.750, RSMo

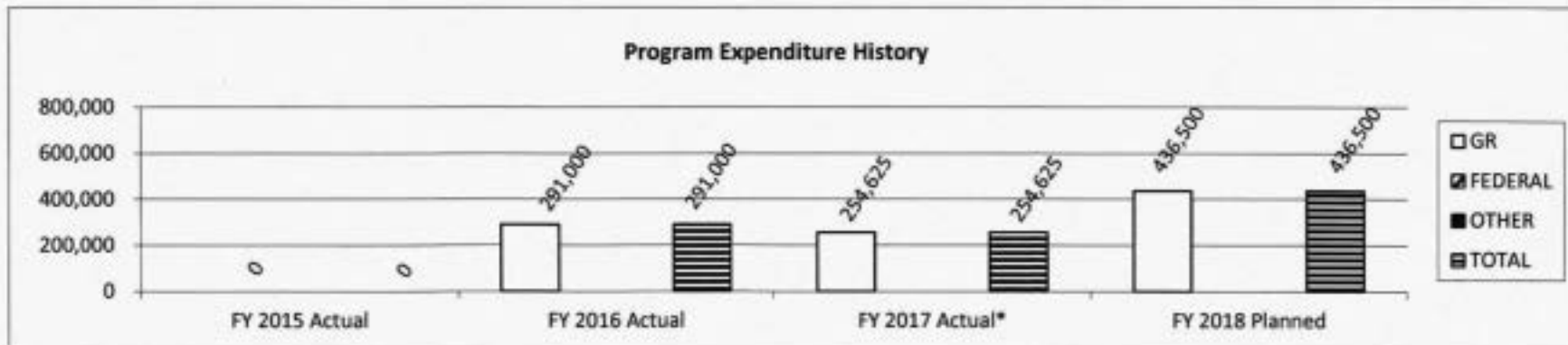
3. Are there federal matching requirements? If yes, please explain.

No

4. Is this a federally mandated program? If yes, please explain.

No

5. Provide actual expenditures for the prior three fiscal years and planned expenditures for the current fiscal year.



*Net of expenditure restriction

PROGRAM DESCRIPTION

Department of Higher Education HB Section(s): 3.260
 Program Name: University of Missouri - St. Louis International Collaboration
 Program is found in the following core budget(s): University of Missouri - St. Louis International Collaboration

6. What are the sources of the "Other" funds?
 BioSTL funds expended: FY16 - \$205,438, FY17 - \$399,687, FY18 - \$338,797 Approved, FY19 - \$316,190 Planned

7a. Provide an effectiveness measure.

	FY 2016 Actual	FY 2017 Projected	FY 2017 Actual	FY 2018 Minimum Target	FY 2018 Target	FY 2018 Stretch Target
Number of Prospective Recruitments	65	75	80	75	85	95
Number of Currently Active Recruitments	79	89	95	100	100	145
Number of Firms in Discussion with Missouri Companies to Form Official Relationships (e.g., MO-based investments, university clinical trials, or collaborations with Missouri companies), resulting in Economic Activity for the State	16	15	20	20	20	25
Number of Firms with Formal Missouri Relationship, resulting in Economic Activity for the State	5	5	7	7	7	9
Number of Firms Completing Due Diligence on a Location in Missouri	6	6	6	5	7	8
Number of Firms Successfully Recruited to Missouri	3	3	3	3	4	5
Number of Jobs Created Due to Firm Relocation	7	8	8	12	12	30
Average Wage of New Jobs Created*	\$62,690	\$62,690	\$62,690	\$62,690	\$62,690	\$62,690
Additional Capital Investment Generated by Relocated Firms	\$750,000	\$1,500,000	\$1,500,000	\$2,000,000	\$2,000,000	\$4,000,000

* In October 2016, MERIC estimated that the average annual wage in the biosciences industry is \$62,690.
 (https://www.missourieconomy.org/pdfs/ti_bio.pdf)

PROGRAM DESCRIPTION

Department of Higher Education	HB Section(s): <u>3.260</u>					
Program Name: University of Missouri - St. Louis International Collaboration						
Program is found in the following core budget(s): University of Missouri - St. Louis International Collaboration						
7b. Provide an efficiency measure.						
	FY 2016 Actual	FY 2017 Projected	FY 2017 Actual	FY 2018 Minimum Target	FY 2018 Target	FY 2018 Stretch Target
\$ of State Funding Investment per New Job Created	\$41,571	\$54,563	\$31,828	\$36,375	\$36,375	\$14,550
\$ of State Funding Investment per New \$45,000 in Annual Payroll Created	\$26,111	\$39,166	\$22,847	\$26,111	\$26,111	\$10,444
\$ of State Funding Investment per New \$100,000 in Capital Investment Generated	\$38,800	\$29,100	\$16,975	\$21,825	\$21,825	\$10,913
\$ of Private Funding Investment per New Job Created (BioSTL Matching Funds)	\$29,348	\$36,339	\$49,961	\$28,233	\$28,233	\$11,293
7c. Provide the number of clients/individuals served, if applicable.						
N/A						
7d. Provide a customer satisfaction measure, if available.						
N/A						

CORE DECISION ITEM

Department of Higher Education	Budget Unit	<u>57684C</u>
Division of Four-year Colleges and Universities		
Core - University of Missouri - Missouri Telehealth Network	HB Section	<u>3.265</u>

1. CORE FINANCIAL SUMMARY

	FY 2019 Budget Request						FY 2019 Governor's Recommendation				
	GR	Federal	Other	Total	E		GR	Federal	Other	Total	E
PS	0	0	0	0		PS	0	0	0	0	
EE	0	0	0	0		EE	0	0	0	0	
PSD	1,500,000	0	437,640	1,937,640		PSD	1,500,000	0	437,640	1,937,640	
Total	1,500,000	0	437,640	1,937,640		Total	1,500,000	0	437,640	1,937,640	
FTE	0.00	0.00	0.00	0.00		FTE	0.00	0.00	0.00	0.00	

<i>Est. Fringe</i>	0	0	0	0
--------------------	---	---	---	---

Note: Fringes budgeted in House Bill 5 except for certain fringes budgeted directly to MoDOT, Highway Patrol, and Conservation.

<i>Est. Fringe</i>	0	0	0	0
--------------------	---	---	---	---

Note: Fringes budgeted in House Bill 5 except for certain fringes budgeted directly to MoDOT, Highway Patrol, and Conservation.

Other Funds: Healthy Families Trust Fund (0625)

Other Funds: Healthy Families Trust Fund (0625)

2. CORE DESCRIPTION

The Missouri Telehealth Network (MTN) gives patients in underserved areas access to University of Missouri Health Care specialists without leaving their communities. The network saves patients transportation, discomfort and emotional costs. While all states have at least one telehealth network, Missouri has one of the most developed telehealth networks in the country. The MTN started out with nine sites in 1994 and has since expanded to more than 200 sites in 56 Missouri counties. Besides providing access to excellent healthcare for patients, MTN provides a mechanism for clinical research, continuing education opportunities for healthcare providers, and homeland security efforts related to disaster preparedness. This request is for a core appropriation of \$437,640 from Other funds and \$1,500,000 from general revenue for the expanded Show-Me Extension for Community Healthcare Outcomes (ECHO).

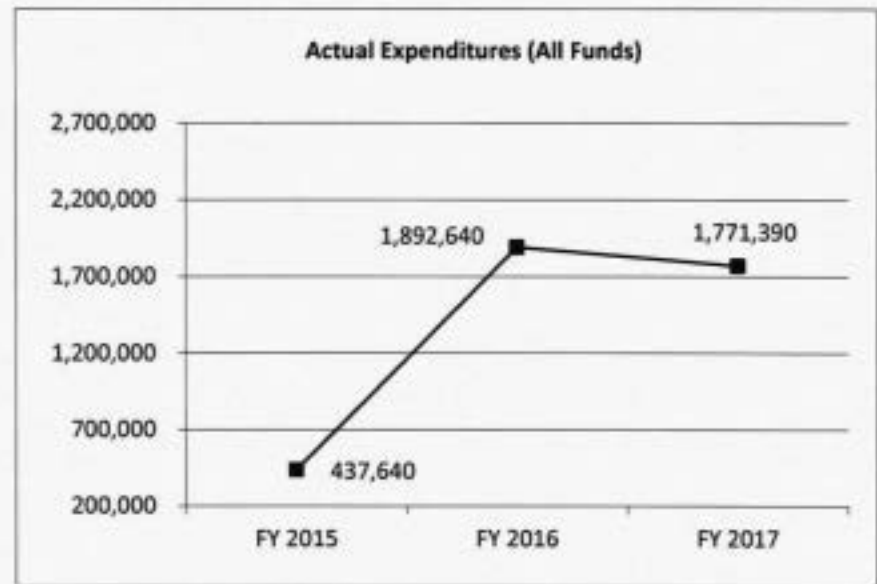
Department of Higher Education	Budget Unit	57684C
Division of Four-year Colleges and Universities		
Core - University of Missouri - Missouri Telehealth Network	HB Section	3.265

3. PROGRAM LISTING (list programs included in this core funding)

Missouri Telehealth Network; Extension for Community Healthcare Outcomes Programs (ECHO)

4. FINANCIAL HISTORY

	FY 2015 Actual	FY 2016 Actual	FY 2017 Actual	FY 2018 Current Yr.
Appropriation (All Funds)	437,640	1,937,640	3,437,640	1,937,640
Less Reverted (All Funds)	0	(45,000)	(45,000)	(41,363)
Less Restricted (All Funds)*	0	0	(1,621,250)	(121,250)
Budget Authority (All Funds)	437,640	1,892,640	1,771,390	N/A
Actual Expenditures (All Funds)	437,640	1,892,640	1,771,390	N/A
Unexpended (All Funds)	0	0	0	N/A
Unexpended, by Fund:				
General Revenue	0	0	0	N/A
Federal	0	0	0	N/A
Other	0	0	0	N/A



*Restricted amount is as of 9/15/17

Reverted includes the statutory three-percent reserve amount (when applicable).

Restricted includes any Governor's Expenditure Restrictions which remained at the end of the fiscal year (when applicable).

NOTES:

 CORE RECONCILIATION DETAIL

STATE

UMC TELEMEDICINE

 5. CORE RECONCILIATION DETAIL

	Budget Class	FTE	GR	Federal	Other	Total	Explanation
TAFP AFTER VETOES							
	PD	0.00	1,500,000	0	437,640	1,937,640	
	Total	0.00	1,500,000	0	437,640	1,937,640	
DEPARTMENT CORE REQUEST							
	PD	0.00	1,500,000	0	437,640	1,937,640	
	Total	0.00	1,500,000	0	437,640	1,937,640	
GOVERNOR'S RECOMMENDED CORE							
	PD	0.00	1,500,000	0	437,640	1,937,640	
	Total	0.00	1,500,000	0	437,640	1,937,640	

DECISION ITEM SUMMARY

Budget Unit	FY 2017	FY 2017	FY 2018	FY 2018	FY 2019	FY 2019	FY 2019	FY 2019
Decision Item	ACTUAL	ACTUAL	BUDGET	BUDGET	DEPT REQ	DEPT REQ	GOV REC	GOV REC
Budget Object Summary	DOLLAR	FTE	DOLLAR	FTE	DOLLAR	FTE	DOLLAR	FTE
Fund								
UMC TELEMEDICINE								
CORE								
PROGRAM-SPECIFIC								
GENERAL REVENUE	1,333,750	0.00	1,500,000	0.00	1,500,000	0.00	1,500,000	0.00
HEALTHY FAMILIES TRUST	437,640	0.00	437,640	0.00	437,640	0.00	437,640	0.00
TOTAL - PD	1,771,390	0.00	1,937,640	0.00	1,937,640	0.00	1,937,640	0.00
TOTAL	1,771,390	0.00	1,937,640	0.00	1,937,640	0.00	1,937,640	0.00
GRAND TOTAL	\$1,771,390	0.00	\$1,937,640	0.00	\$1,937,640	0.00	\$1,937,640	0.00

DECISION ITEM DETAIL

Budget Unit	FY 2017	FY 2017	FY 2018	FY 2018	FY 2019	FY 2019	FY 2019	FY 2019
Decision Item	ACTUAL	ACTUAL	BUDGET	BUDGET	DEPT REQ	DEPT REQ	GOV REC	GOV REC
Budget Object Class	DOLLAR	FTE	DOLLAR	FTE	DOLLAR	FTE	DOLLAR	FTE
UMC TELEMEDICINE								
CORE								
PROGRAM DISTRIBUTIONS	1,771,390	0.00	1,937,640	0.00	1,937,640	0.00	1,937,640	0.00
TOTAL - PD	1,771,390	0.00	1,937,640	0.00	1,937,640	0.00	1,937,640	0.00
GRAND TOTAL	\$1,771,390	0.00	\$1,937,640	0.00	\$1,937,640	0.00	\$1,937,640	0.00
GENERAL REVENUE	\$1,333,750	0.00	\$1,500,000	0.00	\$1,500,000	0.00	\$1,500,000	0.00
FEDERAL FUNDS	\$0	0.00	\$0	0.00	\$0	0.00	\$0	0.00
OTHER FUNDS	\$437,640	0.00	\$437,640	0.00	\$437,640	0.00	\$437,640	0.00

PROGRAM DESCRIPTION

Department of Higher Education

HB Section(s): 3.265

Program Name: Division of Four-year Colleges and Universities

Program is found in the following core budget(s): University of Missouri - Missouri Telehealth Network

1a. What strategic priority does this program support?

Increase the use of telehealth in Missouri to increase access and capacity of high-quality healthcare.

1b. What does this program do?

The Missouri Telehealth Network (MTN) exists to develop, study, and use telehealth solutions that improve access by providing high-value, patient-centered health care and medical education in Missouri. The Missouri Telehealth Network has members in more than 50 counties. Missouri Telehealth Network sites include hospitals, federally qualified health centers, rural health clinics, community mental health centers, and state facilities.

The Missouri Telehealth Network (MTN) exists:

1. to increase access to health care for underserved Missourians;
2. to provide specialty care to Missourians in state facilities, i.e., Division of Youth Services;
3. to serve as a resource (consultant) for health care institutions and providers who are embarking upon their own telehealth program;
4. to provide a mechanism for clinical research;
5. to provide continuing educational opportunities for health care providers; and
6. to replicate the ECHO (Extension for Community Healthcare Outcomes) model of telehealth for education and training of primary care providers and create regional centers of excellence.

Telehealth sites may be equipped with interactive videoconferencing equipment, teleradiology equipment or both. Sites with interactive video are typically equipped with document cameras, video scope systems and electronic stethoscopes as needed. Even though the physicians and patients are geographically separated, these interactive technologies allow for a sufficient examination of the patient in real time, not to mention that keeping services local helps the rural economy through greater utilization of pharmacies, laboratories, radiology departments, etc.

MTN began in 1994 as one of the nation's first public-private partnerships in telehealth. A 9-site network was initially developed with federal support coming from the Health Resources and Services Administration's Office and private support coming from telecommunication companies, as well as each telehealth site. More recently, funding for the Missouri Telehealth Network has been provided from the University of Missouri Health Care and the State of Missouri. Also, the Missouri Telehealth Network site network charges are funded by MTN members.

PROGRAM DESCRIPTION

Department of Higher Education

HB Section(s): 3.265

Program Name: Division of Four-year Colleges and Universities

Program is found in the following core budget(s): University of Missouri - Missouri Telehealth Network

2. What is the authorization for this program, i.e., federal or state statute, etc.? (Include the federal program number, if applicable.)

MTN is a component of the University of Missouri Healthcare and falls under these statutes Section 172.810 - 172.830, RSMo.

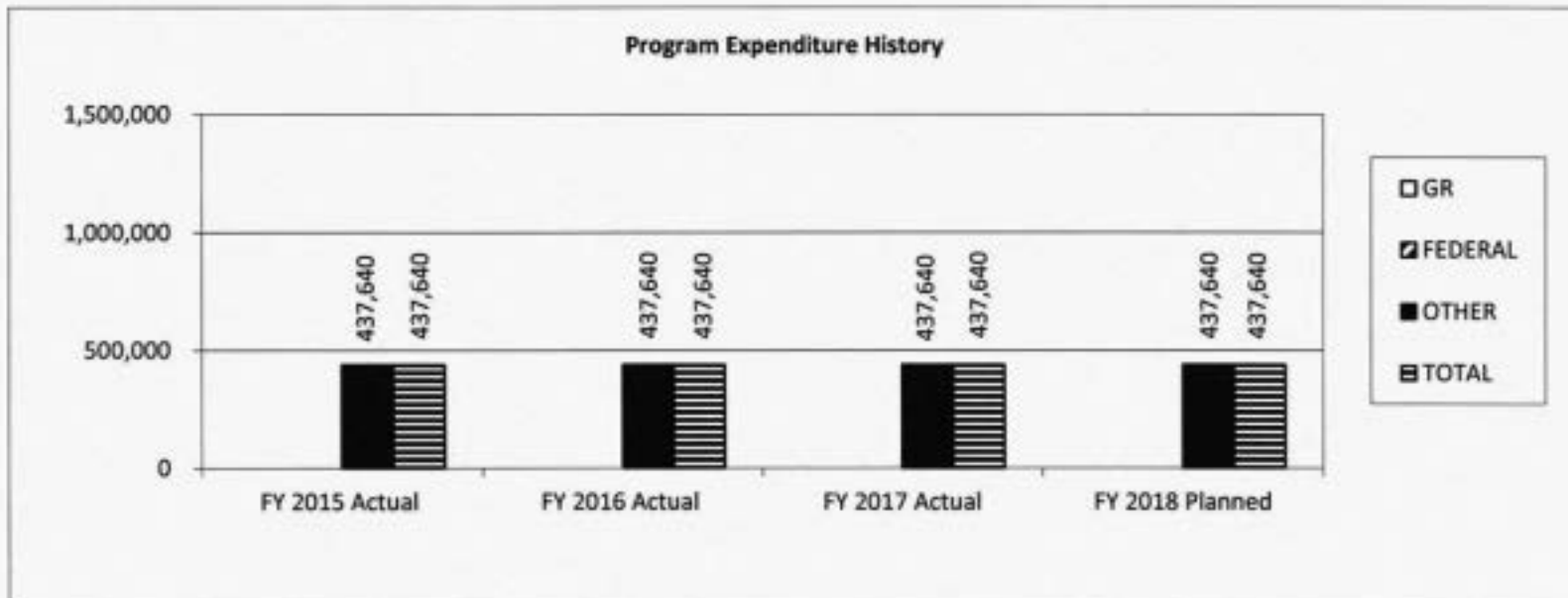
3. Are there federal matching requirements? If yes, please explain.

No federal matching requirements.

4. Is this a federally mandated program? If yes, please explain.

This is not a federally mandated program.

5. Provide actual expenditures for the prior three fiscal years and planned expenditures for the current fiscal year.



PROGRAM DESCRIPTION

Department of Higher Education HB Section(s): 3.265
 Program Name: Division of Four-year Colleges and Universities
 Program is found in the following core budget(s): University of Missouri - Missouri Telehealth Network

6. What are the sources of the "Other " funds?

Other appropriated funds are from Healthy Families Trust Fund. In addition, other funds to support the Telehealth mission are provided by University of Missouri Health Care, and federal, state, and other agency grants.

7a. Provide an effectiveness measure.

Measure: Number of telepsychiatry visits in Division of Youth Services locations

Base target: 1,923 visits based on FY17 actuals

Stretch target: 2,500 visits

Between July, 2015, and June, 2016, 1,923 child psychiatry telehealth visits between providers at the University of Missouri and thirteen Division of Youth Services locations took place. These telepsychiatry visits replaced in-person child psychiatry visits in which the patients, in many cases, would be in handcuffs were avoided.

DYS Location	# of visits
Babler, Chesterfield, MO	80
Camp Avery, Troy, MO	85
Detema House, Springfield, MO	2
Delmina Woods, Forsyth, MO	2
Hillsboro, MO	114
Hogan Street Youth Center, St. Louis, MO	115
Missouri Hills, St. Louis, MO	514
Montgomery City, MO	122
Northwest Regional, Kansas City, MO	137
Rich Hill Youth, Rich Hill, MO	4
Waverly, MO	267
Watkins Mill, Lawson, MO	262
Rosa Parks Center, Fulton, MO	219
Total	1,923

PROGRAM DESCRIPTION

Department of Higher Education	HB Section(s): <u>3.265</u>
Program Name: Division of Four-year Colleges and Universities	
Program is found in the following core budget(s): University of Missouri - Missouri Telehealth Network	
7b. Provide an efficiency measure.	
<p>Measure: Telepsychiatry at Community Mental Health Centers (CMHC)=cost savings due to reduced windshield time by psychiatrists <u>Base target:</u> \$1.5 million in cost savings reported by one CMHC <u>Stretch target:</u> \$3.0 million in cost savings,; additional CMHCs will be polled</p> <p>Telehealth has many cost saving implications for providers. Burrell Behavioral Health and Pathways Community Behavioral Health are cost saving examples through the use of telepsychiatry. Pathways reports providing the equivalent of 60 days of telepsychiatry provider time per week. Telehealth provides a reduction in windshield time. This windshield time reflects time that the psychiatrists would lose seeing patients if it weren't for the use of telepsychiatry. The reduction of windshield time from the use of telepsychiatry results in an annual overall savings of approximately \$1,508,000/year to Burrell Behavioral Health and Pathways Community Behavioral Health.</p>	
7c. Provide the number of clients/individuals served, if applicable.	
Measure: Number of telehealth encounters as reported by members of the Missouri Telehealth Network	
Number of Continuing Medical Education credits awarded to health care professionals	
Number of telehealth encounters provided to patients	
<u>Year</u>	<u>Number</u>
2012 Actual	26,577
2013 Actual	39,123
2014 Actual	45,300
2015 Actual	41,000
2016 Actual	37,785
2017 Actual	43,384
Base	43,000
Stretch	50,000
<u>Year</u>	<u>Number</u>
2012 Actual	124
2013 Actual	323
2014 Actual	358
2015 Actual	1,322
2016 Actual	1,845
2017 Actual	2,249
Base	2,653
Stretch	3,130

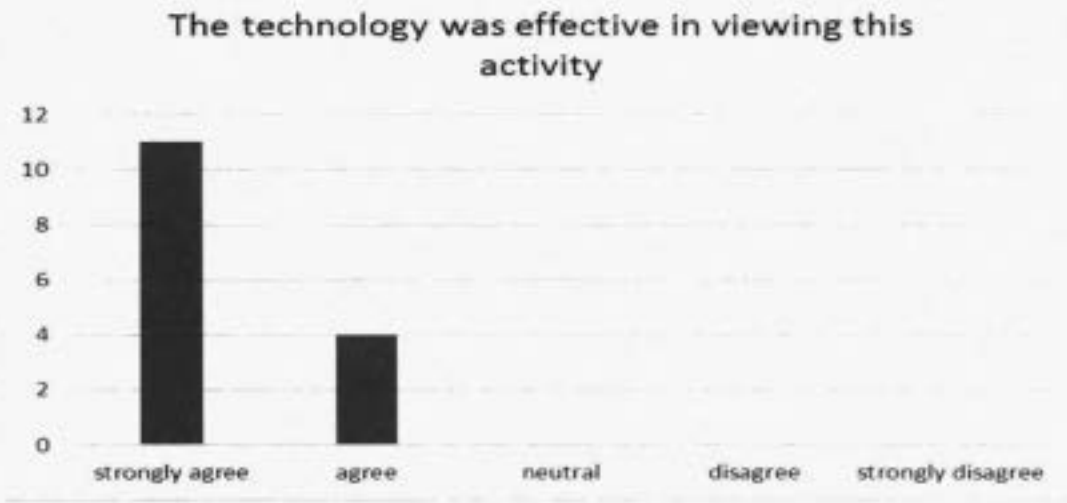
PROGRAM DESCRIPTION

Department of Higher Education HB Section(s): 3.265
Program Name: Division of Four-year Colleges and Universities
Program is found in the following core budget(s): University of Missouri - Missouri Telehealth Network

7d. Provide a customer satisfaction measure, if available.

Measure: Customer satisfaction in Continuing Medical Education Credits (CME) Survey
Base target: February FY 2017 results shown below from the Impact Asthma ECHO survey
Stretch: 100 strongly agree; all ECHOs for the yearly time period will be looked at

Satisfaction data was collected using an evaluation form from the CME and ECHO presentations during FY 2017 of those utilizing the telehealth equipment. This is a sample of the survey from February, 2017 Impact Asthma ECHO.



Comments from rural providers about the telehealth and ECHO services were favorable. Some specific phrases used by rural providers include: "The program was well planned and proceeded smoothly. The case presentations were interesting and very beneficial." "Thank you for doing this!" "I look forward to this every Friday and am grateful that it exists. What a great resource!" "Thank You! I have learned a great deal and look forward to continued participation."

PROGRAM DESCRIPTION

Department of Higher Education	HB Section(s): <u>3.265</u>
Program Name: Division of Four-year Colleges and Universities	
Program is found in the following core budget(s): University of Missouri - Extension for Community Healthcare Outcomes	
1a. What strategic priority does this program address?	
Enhance health care in rural Missouri	
1b. What does this program do?	
<p>Show-Me Extension for Community Healthcare Outcomes (ECHO) provides comprehensive, best-practice care to patients with complex health conditions, in their local community. Show-Me ECHO facilitates collaboration between specialty and primary care that expands access to best-practice medical care across Missouri. It links expert specialist teams at an academic 'hub' with primary care clinicians in local communities – the 'spokes' of the model. Together, they participate in regularly scheduled Show-Me ECHO clinics, which are virtual grand rounds, combined with mentoring and patient case presentations and discussions.</p>	
<p>Show-Me ECHO uses videoconferencing to connect a group of community providers to an interdisciplinary group of specialists around a specific disease state or condition. The community providers learn about the disease state or condition and with the mentorship of the specialists, they become a regional center of excellence that can help provide specialty care to patients who might not otherwise be able to receive care. Whereas telemedicine increases access to specialty care, but does not increase capacity of specialty care, Show-Me ECHO increases the number of providers who will treat complex conditions, it creates relationships between specialists and community providers so that patients with chronic conditions can stay in their community for care without being referred to specialists.</p>	
<p>Show-Me ECHO is a replication of the Project ECHO program developed at the University of New Mexico. Project ECHO is a lifelong learning and guided practice model that revolutionizes medical education and exponentially increases workforce capacity to provide best-practice specialty care and reduce health disparities. FY2016 was the first year funds were received. An increase from \$1.5 million to \$3.0 million was received in FY2017 but the increase was withheld as an extraordinary withholding. The additional funding will provide new ECHO opportunities areas of high need and high potential for state cost reductions. The areas being considered are: High-Risk Obstetrics, Adult Behavioral Health, Pediatric Sleep Disorders, Post-Acute Care/Care Transitions, Resistant Hypertension and Congestive Heart Failure, Parkinson's and other movement disorders, expansion of the Asthma ECHO, and others.</p>	
2. What is the authorization for this program, i.e., federal or state statute, etc.? (Include the federal program number, if applicable.)	
<p>Missouri Telehealth Network is a component of the University of Missouri Healthcare and falls under these statutes - Section 172.810 - 172.830, RSMo.</p>	

PROGRAM DESCRIPTION

Department of Higher Education

HB Section(s): 3.265

Program Name: Division of Four-year Colleges and Universities

Program is found in the following core budget(s): University of Missouri - Extension for Community Healthcare Outcomes

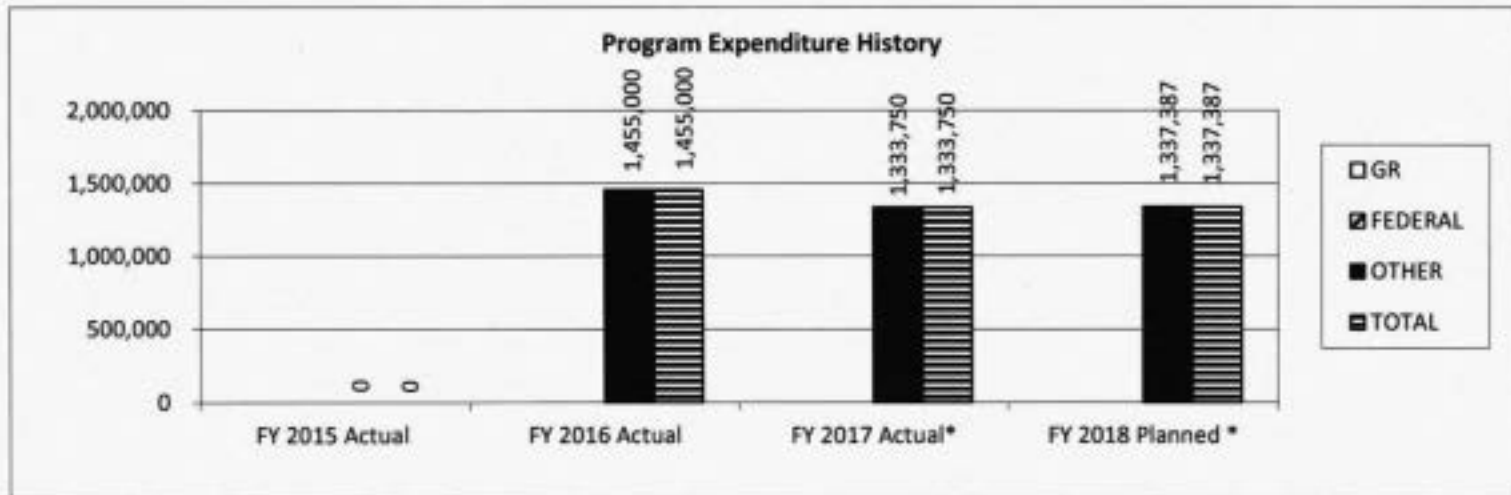
3. Are there federal matching requirements? If yes, please explain.

No federal matching requirements.

4. Is this a federally mandated program? If yes, please explain.

This is not a federally mandated program.

5. Provide actual expenditures for the prior three fiscal years and planned expenditures for the current fiscal year.



* Net of expenditure restrictions

6. What are the sources of the "Other " funds?

N/A

PROGRAM DESCRIPTION

Department of Higher Education HB Section(s): 3.265
 Program Name: Division of Four-year Colleges and Universities
 Program is found in the following core budget(s): University of Missouri - Extension for Community Healthcare Outcomes

7a. Provide an effectiveness measure.

Measure: Reduced in-patient hospital days and emergency department visits by children with asthma in counties where Asthma ECHO & Education has taken place

Base target: \$4.0 million in cost savings

Stretch target: \$4.5 million in cost savings

Show-Me ECHO increases access to health care, specialty services by training and educating primary care providers in common, complex, costly, and chronic conditions. To calculate the preliminary cost effectiveness information of Impact Asthma ECHO and possible averted costs regarding decreases in hospital days and emergency department (ED) visits, we used the average asthma ED visit costs of \$629 and average asthma inpatient cost of \$2,439 provided by the Missouri Department of Social Services. The total amount of averted costs in participating 29 counties is \$4,159,195. These are preliminary numbers only. More robust analyses are underway.

	Visit/Days FY15	Visit/Days FY16	Difference in visit/days by year	Average Cost per Day/Visit	Reduction in Costs	% Reduced
In-patient Hospital days	3,392	1,982	1,410	\$2,439	\$3,438,990	42%
Emergency Department visits	7,552	6,407	1,145	\$629	\$720,205	15%
Total Amount of Averted Costs					\$4,159,195	

PROGRAM DESCRIPTION

Department of Higher Education

HB Section(s): 3.265

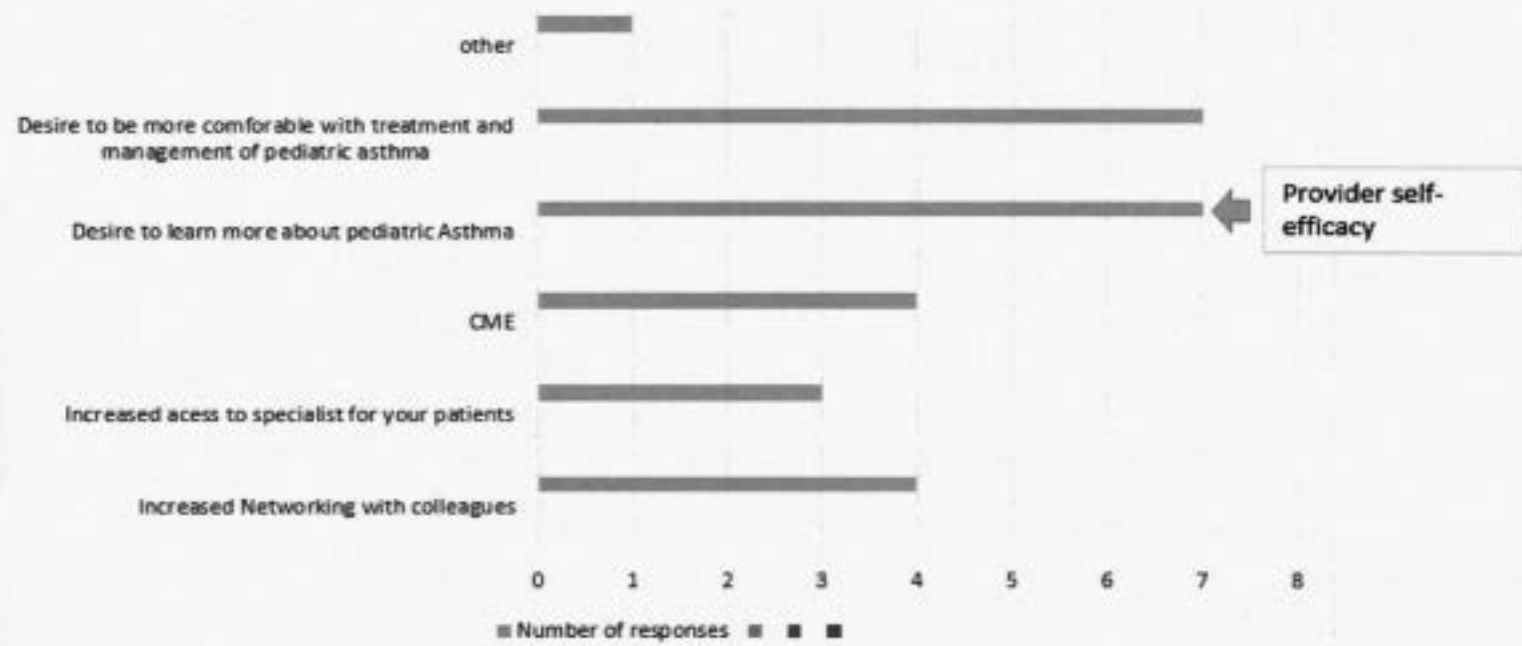
Program Name: Division of Four-year Colleges and Universities

Program is found in the following core budget(s): University of Missouri - Extension for Community Healthcare Outcomes

7b. Provide an efficiency measure.

For each ECHO, we are measuring the effectiveness and efficiency of the program. The graph below shows the answers to the question, "Why are you interested in participating in the Impact Asthma ECHO?" The answers show a desire to learn more information about Asthma.

IMPACT Asthma ECHO participant survey



PROGRAM DESCRIPTION

Department of Higher Education Program Name: Division of Four-year Colleges and Universities Program is found in the following core budget(s): University of Missouri - Extension for Community Healthcare Outcomes	HB Section(s): <u>3.265</u>																														
<p>7c. Provide the number of clients/individuals served, if applicable. Measure: Number of providers that have joined an ECHO <u>Base target:</u> 562 providers joining ECHOs <u>Stretch target:</u> 1,000 providers joining ECHOs</p> <p>The chart below depicts the Show-Me ECHO data on the number of primary care providers engaged, number of Continuing Medical Education (CMEs) Credits awarded, and number of cases discussed at each ECHO clinic. Because ECHO is a training and education program, the more participation the more best-practice dissemination occurs. The plan is to grow participation and expand the complex disease states or conditions that are addressed with the expansion of funding.</p> <table border="1" style="width: 100%; border-collapse: collapse; margin-top: 10px;"> <thead> <tr> <th style="width: 15%;">Time Period</th> <th style="width: 20%;">Condition</th> <th style="width: 15%;"># of Providers</th> <th style="width: 15%;"># of CMEs</th> <th style="width: 15%;"># of Cases</th> </tr> </thead> <tbody> <tr> <td>9/15-6/17</td> <td>Asthma</td> <td>234</td> <td>73</td> <td>67</td> </tr> <tr> <td>11/14-6/17</td> <td>Chronic Pain Management</td> <td>148</td> <td>92</td> <td>34</td> </tr> <tr> <td>3/15-6/17</td> <td>Autism</td> <td>103</td> <td>398</td> <td>63</td> </tr> <tr> <td>11/15-6/17</td> <td>Dermatology</td> <td>68</td> <td>112</td> <td>145</td> </tr> <tr> <td>12/16-6/17</td> <td>Hepatitis C</td> <td>9</td> <td>6</td> <td>28</td> </tr> </tbody> </table>		Time Period	Condition	# of Providers	# of CMEs	# of Cases	9/15-6/17	Asthma	234	73	67	11/14-6/17	Chronic Pain Management	148	92	34	3/15-6/17	Autism	103	398	63	11/15-6/17	Dermatology	68	112	145	12/16-6/17	Hepatitis C	9	6	28
Time Period	Condition	# of Providers	# of CMEs	# of Cases																											
9/15-6/17	Asthma	234	73	67																											
11/14-6/17	Chronic Pain Management	148	92	34																											
3/15-6/17	Autism	103	398	63																											
11/15-6/17	Dermatology	68	112	145																											
12/16-6/17	Hepatitis C	9	6	28																											

PROGRAM DESCRIPTION

Department of Higher Education

HB Section(s): 3.265

Program Name: Division of Four-year Colleges and Universities

Program is found in the following core budget(s): University of Missouri - Extension for Community Healthcare Outcomes

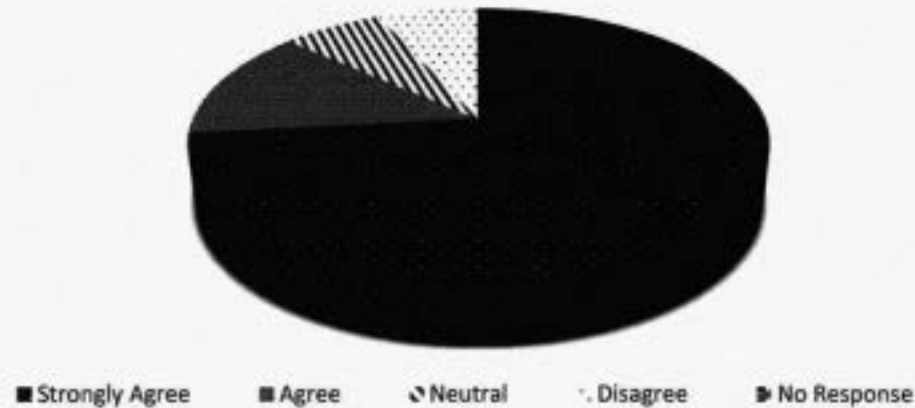
7d. Provide a customer satisfaction measure, if available.

Measure: Provide ECHO programs that are beneficial to physicians

Base target: 75% strongly agree that the ECHO is an effective way to learn

Stretch target: 85% to strongly agree that ECHO is an effective way to learn

This chart reflects Asthma ECHO participants' response to the following statement:
Asthma ECHO is an effective way for me to learn:



The quotes below are from physicians participant in Show-Me ECHO programs:

"Great forum for collaborating and networking.", "This is a great tool to share knowledge and expertise", "I have found ECHO to be a highly effective tool for distance learning. Thank You!", "I so appreciate this outlet for discussion/education. Like a one hour a week residency again.....refreshing!!!", "Being the only physician in a rural county, the ECHO programs are quite valuable."

CORE DECISION ITEM

<u>Department of Higher Education</u>	<u>Budget Unit</u> 57781C
<u>Division of Four-year Colleges and Universities</u>	
<u>Core - University of Missouri - Spinal Cord Injury</u>	<u>HB Section</u> 3.270

1. CORE FINANCIAL SUMMARY

	FY 2019 Budget Request						FY 2019 Governor's Recommendation				
	GR	Federal	Other	Total	E		GR	Federal	Other	Total	E
PS	0	0	0	0		PS	0	0	0	0	
EE	0	0	0	0		EE	0	0	0	0	
PSD	0	0	1,500,000	1,500,000		PSD	0	0	1,500,000	1,500,000	
Total	0	0	1,500,000	1,500,000		Total	0	0	1,500,000	1,500,000	
FTE	0.00	0.00	0.00	0.00		FTE	0.00	0.00	0.00	0.00	

<i>Est. Fringe</i>	0	0	0	0
--------------------	---	---	---	---

Note: Fringes budgeted in House Bill 5 except for certain fringes budgeted directly to MoDOT, Highway Patrol, and Conservation.

<i>Est. Fringe</i>	0	0	0	0
--------------------	---	---	---	---

Note: Fringes budgeted in House Bill 5 except for certain fringes budgeted directly to MoDOT, Highway Patrol, and Conservation.

Other Funds: Spinal Cord Injury Fund (0578)

Other Funds Spinal Cord Injury Fund (0578)

2. CORE DESCRIPTION

The Spinal Cord Injury (SCI) fund, established by HB 302 (2001), supports research in Missouri in the area of spinal cord injuries and congenital or acquired disease processes. Congenital spinal cord abnormalities, such as spinal bifida, include birth defects affecting the spinal cord. In addition to traumatic injuries to the spinal cord that lead to paralysis, acquired abnormalities could include Friedreich's ataxia, which manifests itself in teenage years and appears to run in families, as well as paralysis due to multiple sclerosis, polio, etc. This funding is used for research awards, consistent with authorizing legislation, to investigators affiliated with a public or private educational, health care, voluntary health association or research institution.

As outlined in the core reconciliation (#5), a core reduction of one-time funding for this program has been processed.

CORE DECISION ITEM

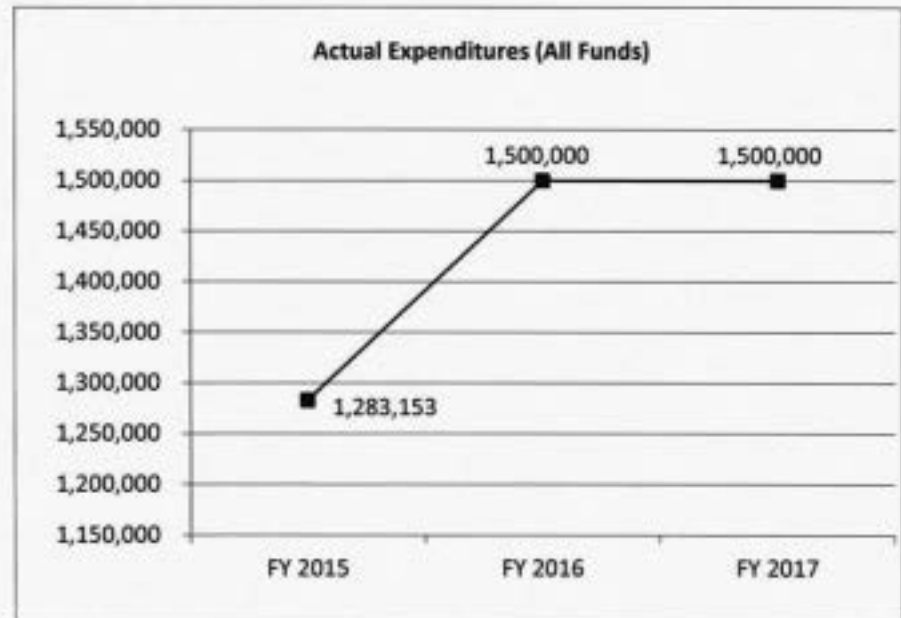
<u>Department of Higher Education</u>	Budget Unit	<u>57781C</u>
<u>Division of Four-year Colleges and Universities</u>		
<u>Core - University of Missouri - Spinal Cord Injury</u>	HB Section	<u>3.270</u>

3. PROGRAM LISTING (list programs included in this core funding)

Spinal Cord Injury

4. FINANCIAL HISTORY

	FY 2015 Actual	FY 2016 Actual	FY 2017 Actual	FY 2018 Current Yr.
Appropriation (All Funds)	1,500,000	1,500,000	1,500,000	2,000,000
Less Reverted (All Funds)	0	0	0	0
Less Restricted (All Funds)	0	0	0	0
Budget Authority (All Funds)	1,500,000	1,500,000	1,500,000	N/A
Actual Expenditures (All Funds)	1,283,153	1,500,000	1,500,000	N/A
Unexpended (All Funds)	216,847	0	0	N/A
Unexpended, by Fund:				
General Revenue	0	0	0	N/A
Federal	0	0	0	N/A
Other	216,847	0	0	N/A



Reverted includes the statutory three-percent reserve amount (when applicable).

Restricted includes any Governor's Expenditure Restrictions which remained at the end of the fiscal year (when applicable).

NOTES:

CORE RECONCILIATION DETAIL

STATE

SPINAL CORD INJURY

5. CORE RECONCILIATION DETAIL

	Budget Class	FTE	GR	Federal	Other	Total	Explanation
TAFP AFTER VETOES							
	PD	0.00	0	0	2,000,000	2,000,000	
	Total	0.00	0	0	2,000,000	2,000,000	
DEPARTMENT CORE ADJUSTMENTS							
1x Expenditures	885 5628 PD	0.00	0	0	(500,000)	(500,000)	Reduction of one-time expenditures
	NET DEPARTMENT CHANGES	0.00	0	0	(500,000)	(500,000)	
DEPARTMENT CORE REQUEST							
	PD	0.00	0	0	1,500,000	1,500,000	
	Total	0.00	0	0	1,500,000	1,500,000	
GOVERNOR'S RECOMMENDED CORE							
	PD	0.00	0	0	1,500,000	1,500,000	
	Total	0.00	0	0	1,500,000	1,500,000	

DECISION ITEM SUMMARY

Budget Unit	FY 2017	FY 2017	FY 2018	FY 2018	FY 2019	FY 2019	FY 2019	FY 2019
Decision Item	ACTUAL	ACTUAL	BUDGET	BUDGET	DEPT REQ	DEPT REQ	GOV REC	GOV REC
Budget Object Summary	DOLLAR	FTE	DOLLAR	FTE	DOLLAR	FTE	DOLLAR	FTE
Fund								
SPINAL CORD INJURY								
CORE								
PROGRAM-SPECIFIC								
SPINAL CORD INJURY	1,500,000	0.00	2,000,000	0.00	1,500,000	0.00	1,500,000	0.00
TOTAL - PD	1,500,000	0.00	2,000,000	0.00	1,500,000	0.00	1,500,000	0.00
TOTAL	1,500,000	0.00	2,000,000	0.00	1,500,000	0.00	1,500,000	0.00
GRAND TOTAL	\$1,500,000	0.00	\$2,000,000	0.00	\$1,500,000	0.00	\$1,500,000	0.00

DECISION ITEM DETAIL

Budget Unit	FY 2017	FY 2017	FY 2018	FY 2018	FY 2019	FY 2019	FY 2019	FY 2019
Decision Item	ACTUAL	ACTUAL	BUDGET	BUDGET	DEPT REQ	DEPT REQ	GOV REC	GOV REC
Budget Object Class	DOLLAR	FTE	DOLLAR	FTE	DOLLAR	FTE	DOLLAR	FTE
SPINAL CORD INJURY								
CORE								
PROGRAM DISTRIBUTIONS	1,500,000	0.00	2,000,000	0.00	1,500,000	0.00	1,500,000	0.00
TOTAL - PD	1,500,000	0.00	2,000,000	0.00	1,500,000	0.00	1,500,000	0.00
GRAND TOTAL	\$1,500,000	0.00	\$2,000,000	0.00	\$1,500,000	0.00	\$1,500,000	0.00
GENERAL REVENUE	\$0	0.00	\$0	0.00	\$0	0.00	\$0	0.00
FEDERAL FUNDS	\$0	0.00	\$0	0.00	\$0	0.00	\$0	0.00
OTHER FUNDS	\$1,500,000	0.00	\$2,000,000	0.00	\$1,500,000	0.00	\$1,500,000	0.00

PROGRAM DESCRIPTION

Department of Higher Education

HB Section(s): 3.270

Program Name: Spinal Cord Injury

Program is found in the following core budget(s): University of Missouri - Spinal Cord Injury

1a. What strategic priority does this program address?

Improve treatment of spinal cord injuries

1b. What does this program do?

This program provides support for research projects in Missouri that promote and advance knowledge in the areas of spinal cord injuries and congenital or acquired disease processes.

2. What is the authorization for this program, i.e., federal or state statute, etc.? (Include the federal program number, if applicable.)

Section 304.027, RSMo

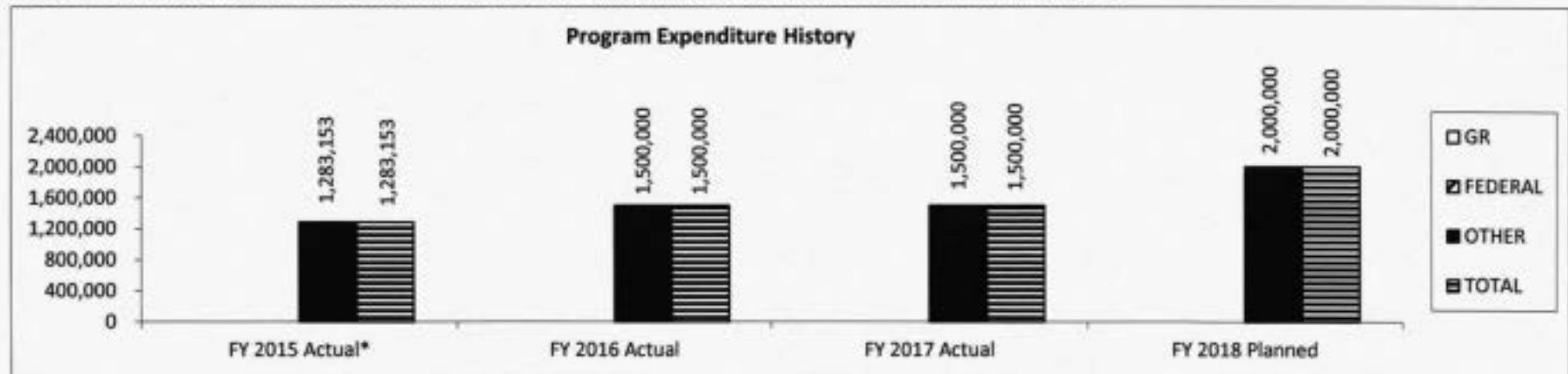
3. Are there federal matching requirements? If yes, please explain.

No

4. Is this a federally mandated program? If yes, please explain.

No

5. Provide actual expenditures for the prior three fiscal years and planned expenditures for the current fiscal year.



*Expenditures of \$411,379 from FY14 were not drawn down by the university prior to the end of the fiscal year; the draw down occurred in FY15 and is shown as FY15 expenditures

6. What are the sources of the "Other" funds?

Spinal Cord Injury Fund (0578)

PROGRAM DESCRIPTION

Department of Higher Education HB Section(s): 3.270
 Program Name: Spinal Cord Injury
 Program is found in the following core budget(s): University of Missouri - Spinal Cord Injury

7a. Provide an effectiveness measure.

The Spinal Cord Injury Fund Program (SCI) was established in FY02. During FY02 potential members of an SCI Advisory Board were identified, nominated, and approved by the University of Missouri Board of Curators. In FY03 the Advisory Board developed a list of organizations and institutions conducting spinal cord injury and treatment research. The Board then released a Call for Proposal and developed a web page to assist applicants in preparing proposals. The program's success will depend on the number of proposals that are awarded each year.

Measure: Increase number of viable awards received to improve selection pool

Proposals received vs proposals awarded

FY 15		FY 16		FY 17		FY 18 Base		FY 18 Stretch	
<u>Proj Rec'd</u>	<u>Proj Award</u>	<u>Proj Rec'd</u>	<u>Proj Award</u>	<u>Proj Rec'd</u>	<u>Proj Award</u>	<u>Proj Rec'd</u>	<u>Proj Award</u>	<u>Proj Rec'd</u>	<u>Proj Award</u>
18	5	26	7	18	6	18	6	22	6

7b. Provide an efficiency measure.

Average award per proposal

FY 15		FY 16		FY 17		FY 18 Base		FY 18 Stretch	
<u>Total Award</u>	<u>Avg Award</u>	<u>Total Award</u>	<u>Avg Award</u>	<u>Total Award</u>	<u>Avg Award</u>	<u>Total Award</u>	<u>Avg Award</u>	<u>Total Award</u>	<u>Avg Award</u>
<u>Amount</u>	<u>Amount</u>	<u>Amount</u>	<u>Amount</u>	<u>Amount</u>	<u>Amount</u>	<u>Amount</u>	<u>Amount</u>	<u>Amount</u>	<u>Amount</u>
\$813,774	\$203,444	\$1,444,654	\$206,379	\$1,350,000	\$225,000	\$ 1,350,000	\$ 225,000	\$1,800,000	\$225,000

7c. Provide the number of clients/individuals served, if applicable.

N/A

7d. Provide a customer satisfaction measure, if available.

N/A

CORE DECISION ITEM

Department of Higher Education	Budget Unit <u>57751C</u>
Division of Four-year Colleges and Universities	
Core - University of Missouri - Missouri Kidney Program	HB Section <u>3.275</u>

1. CORE FINANCIAL SUMMARY

	FY 2019 Budget Request						FY 2019 Governor's Recommendation				
	GR	Federal	Other	Total	E		GR	Federal	Other	Total	E
PS	0	0	0	0	0	PS	0	0	0	0	
EE	0	0	0	0	0	EE	0	0	0	0	
PSD	1,750,000	0	0	1,750,000		PSD	1,750,000	0	0	1,750,000	
Total	1,750,000	0	0	1,750,000		Total	1,750,000	0	0	1,750,000	
FTE	0.00	0.00	0.00	0.00		FTE	0.00	0.00	0.00	0.00	

Est. Fringe	0	0	0	0
--------------------	---	---	---	---

Est. Fringe	0	0	0	0
--------------------	---	---	---	---

Note: Fringes budgeted in House Bill 5 except for certain fringes budgeted directly to MoDOT, Highway Patrol, and Conservation.

Note: Fringes budgeted in House Bill 5 except for certain fringes budgeted directly to MoDOT, Highway Patrol, and Conservation.

Other Funds:

Other Funds:

2. CORE DESCRIPTION

This is a request for core funding for the Missouri Kidney Program (MoKP). Its mission is to assist eligible Missouri residents who have chronic renal insufficiency or renal transplant to meet their medical, educational, and psychosocial needs.

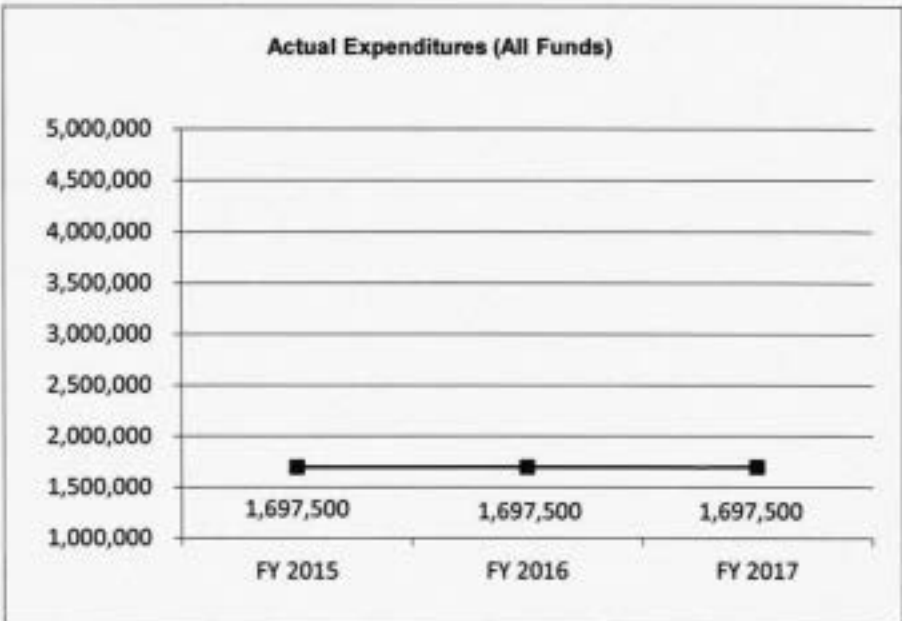
Department of Higher Education	Budget Unit <u>57751C</u>
Division of Four-year Colleges and Universities	
Core - University of Missouri - Missouri Kidney Program	HB Section <u>3.275</u>

3. PROGRAM LISTING (list programs included in this core funding)

Missouri Kidney Program

4. FINANCIAL HISTORY

	<u>FY 2015 Actual</u>	<u>FY 2016 Actual</u>	<u>FY 2017 Actual</u>	<u>FY 2018 Current Yr.</u>
Appropriation (All Funds)	1,750,000	1,750,000	1,750,000	1,750,000
Less Reverted (All Funds)	(52,500)	(52,500)	(52,500)	(52,500)
Less Restricted (All Funds)	0	0	0	0
Budget Authority (All Funds)	<u>1,697,500</u>	<u>1,697,500</u>	<u>1,697,500</u>	N/A
Actual Expenditures (All Funds)	<u>1,697,500</u>	<u>1,697,500</u>	<u>1,697,500</u>	N/A
Unexpended (All Funds)	<u>0</u>	<u>0</u>	<u>0</u>	N/A
Unexpended, by Fund:				
General Revenue	0	0	0	N/A
Federal	0	0	0	N/A
Other	0	0	0	N/A



Reverted includes the statutory three-percent reserve amount (when applicable).

Restricted includes any Governor's Expenditure Restrictions which remained at the end of the fiscal year (when applicable).

NOTES:

CORE RECONCILIATION DETAIL

STATE
MO KIDNEY PROGRAM

5. CORE RECONCILIATION DETAIL

	Budget Class	FTE	GR	Federal	Other	Total	Explanation
TAFP AFTER VETOES							
	PD	0.00	1,750,000	0	0	1,750,000	
	Total	0.00	1,750,000	0	0	1,750,000	
DEPARTMENT CORE REQUEST							
	PD	0.00	1,750,000	0	0	1,750,000	
	Total	0.00	1,750,000	0	0	1,750,000	
GOVERNOR'S RECOMMENDED CORE							
	PD	0.00	1,750,000	0	0	1,750,000	
	Total	0.00	1,750,000	0	0	1,750,000	

DECISION ITEM SUMMARY

Budget Unit									
Decision Item	FY 2017	FY 2017	FY 2018	FY 2018	FY 2019	FY 2019	FY 2019	FY 2019	FY 2019
Budget Object Summary	ACTUAL	ACTUAL	BUDGET	BUDGET	DEPT REQ	DEPT REQ	GOV REC	GOV REC	GOV REC
Fund	DOLLAR	FTE	DOLLAR	FTE	DOLLAR	FTE	DOLLAR	FTE	DOLLAR
MO KIDNEY PROGRAM									
CORE									
PROGRAM-SPECIFIC									
GENERAL REVENUE	1,697,500	0.00	1,750,000	0.00	1,750,000	0.00	1,750,000	0.00	1,750,000
TOTAL - PD	1,697,500	0.00	1,750,000	0.00	1,750,000	0.00	1,750,000	0.00	1,750,000
TOTAL	1,697,500	0.00	1,750,000	0.00	1,750,000	0.00	1,750,000	0.00	1,750,000
GRAND TOTAL	\$1,697,500	0.00	\$1,750,000	0.00	\$1,750,000	0.00	\$1,750,000	0.00	\$1,750,000

DECISION ITEM DETAIL

Budget Unit	FY 2017	FY 2017	FY 2018	FY 2018	FY 2019	FY 2019	FY 2019	FY 2019
Decision Item	ACTUAL	ACTUAL	BUDGET	BUDGET	DEPT REQ	DEPT REQ	GOV REC	GOV REC
Budget Object Class	DOLLAR	FTE	DOLLAR	FTE	DOLLAR	FTE	DOLLAR	FTE
MO KIDNEY PROGRAM								
CORE								
PROGRAM DISTRIBUTIONS	1,697,500	0.00	1,750,000	0.00	1,750,000	0.00	1,750,000	0.00
TOTAL - PD	1,697,500	0.00	1,750,000	0.00	1,750,000	0.00	1,750,000	0.00
GRAND TOTAL	\$1,697,500	0.00	\$1,750,000	0.00	\$1,750,000	0.00	\$1,750,000	0.00
GENERAL REVENUE	\$1,697,500	0.00	\$1,750,000	0.00	\$1,750,000	0.00	\$1,750,000	0.00
FEDERAL FUNDS	\$0	0.00	\$0	0.00	\$0	0.00	\$0	0.00
OTHER FUNDS	\$0	0.00	\$0	0.00	\$0	0.00	\$0	0.00

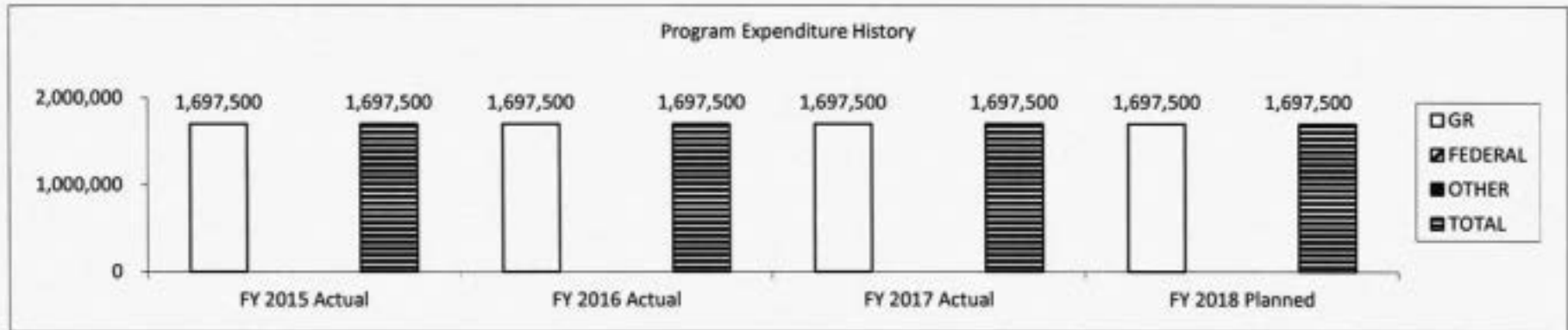
PROGRAM DESCRIPTION

Department of Higher Education	HB Section(s): <u>3.275</u>
Program Name: Missouri Kidney Program	
Program is found in the following core budget(s): University of Missouri - Missouri Kidney Program	
<p>1a. What strategic priority does this program address? Provides supportive resources to low income Missourians with end stage renal disease (ESRD)</p> <p>1b. What does this program do?</p> <ul style="list-style-type: none"> ● The program is designed to serve eligible Missourians with ESRD, as a program of last resort. It helps pay a portion of life-saving medications, private insurance premiums, travel for dialysis, and transplant assistance. ● Kidney disease disproportionately affects older, minority and low income individuals. The program's caseload is 56% African American (1 in 6 African Americans have kidney disease), and mostly between the ages of forty-nine to sixty-nine. ● The program uses its expertise in Medicare coverage specific to ESRD to maximize the federal benefits available to eligible Missourians, and avoid unnecessary expenditure of state healthcare dollars. ● Through a competitively bid contract with a Missouri pharmacy, the program reduces costs and increases access to necessary medications for eligible patients with ESRD and kidney transplant recipients. ● Participants served meet residency, citizenship, medical condition and financial eligibility. ● The program contracts with 170 certified renal dialysis and 9 transplant facilities around Missouri, to identify and refer potentially eligible patients to the program. <p>2. What is the authorization for this program, i.e., federal or state statute, etc.? (Include the federal program number, if applicable.) Section 172.875, RSMo</p> <p>3. Are there federal matching requirements? If yes, please explain. No</p> <p>4. Is this a federally mandated program? If yes, please explain. No</p>	

PROGRAM DESCRIPTION

Department of Higher Education HB Section(s): 3.275
 Program Name: Missouri Kidney Program
 Program is found in the following core budget(s): University of Missouri - Missouri Kidney Program

5. Provide actual expenditures for the prior three fiscal years and planned expenditures for the current fiscal year



6. What are the sources of the "Other " funds?
 N/A

7a. Provide an effectiveness measure.

Measure: Increase participation rates in rural counties.

- According to the Census Bureau - 30.6% of the population is classified as living in rural areas.
- Currently, 15% of program participants are classified as rural by their zip code.
- We receive referrals from our contracted entities and from the healthcare community. In order to serve more rural eligible Missourians, we need to target our rural contractors and providers.

Base Target: Maintain the 15% of program population from rural counties.

Stretch Target: Increase participation from rural counties to 25% by FY18.

**** See Chart on Next Page****

PROGRAM DESCRIPTION

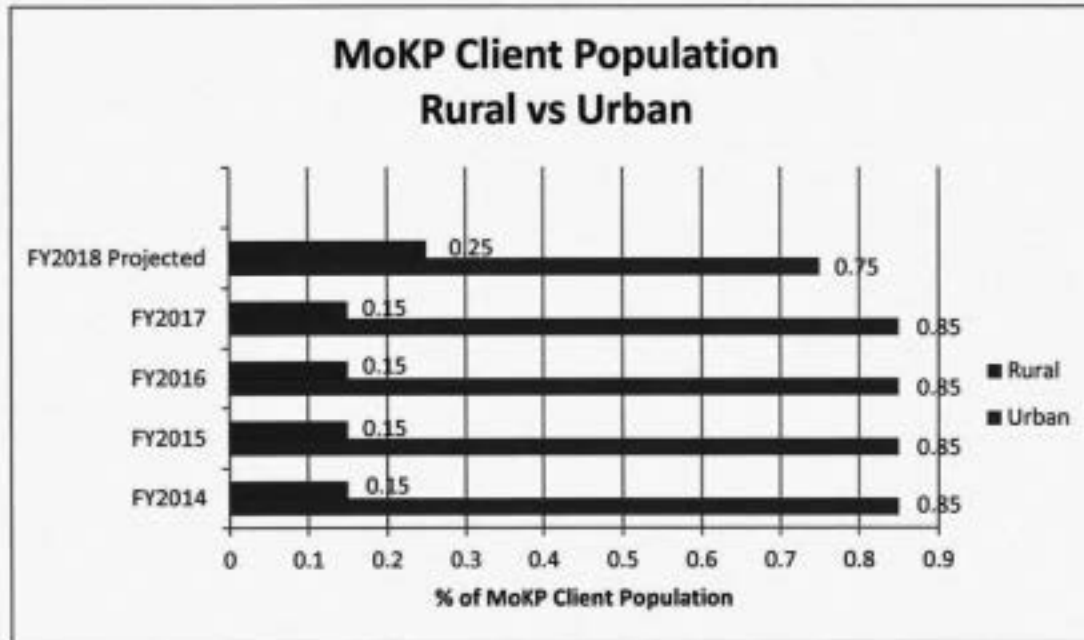
Department of Higher Education

HB Section(s): 3.275

Program Name: Missouri Kidney Program

Program is found in the following core budget(s): University of Missouri - Missouri Kidney Program

7a. Provide an effectiveness measure - continued



PROGRAM DESCRIPTION

Department of Higher Education

HB Section(s): 3.275

Program Name: Missouri Kidney Program

Program is found in the following core budget(s): University of Missouri - Missouri Kidney Program

7b. Provide an efficiency measure.

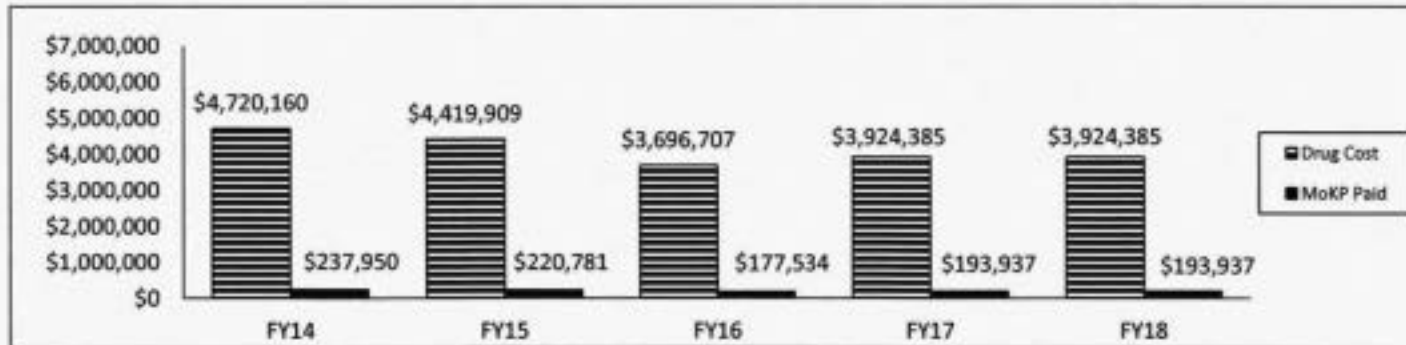
Measure: Keep costs for the program's drug assistance under 5% of the actual costs of medications.

● The program's largest expenditure is the Centralized Drug Program which supplies medications to enrolled MoKP participants statewide through mail order. This no-cost competitively bid contract with a Missouri Pharmacy results in significant discounts on brand and generic medications, and dispensing and mailing fees that would otherwise be incurred by low income patients with ESRD. MoKP is payer of last resort for participants whose medications are not covered by any type of insurance, for instance when they first enroll in the program or during gaps before they qualify for Medicare. The program pays co-pays for formulary medications for all participants enrolled in this program under MoKP. MoKP staff work with individual participants to ensure that they are enrolled in and maximizing the benefits from federal (Medicare) and private assistance programs (through pharmaceutical companies), ultimately reducing the reliance on the state's Medicaid program and on the MoKP funds. The program's cost for medication assistance has consistently been under 5% compared to the actual cost of the medications covered because of the competitive contract and ensuring participants are in the best plan based on their medications.

Base Target: 5% or less of the actual drug costs paid by the program.

Stretch Target: Given the rising costs of pharmaceuticals, continue to stay below 5% of the actual drug costs for participants enrolled in the Centralized Drug program. Assuming participation continues to increase.

FY 14		FY 15		FY 16		FY 17	
<u>Drug Cost</u>	<u>MoKP Paid</u>	<u>Drug Cost</u>	<u>MoKP Paid</u>	<u>Drug Cost</u>	<u>MoKP Paid</u>	<u>Drug Cost</u>	<u>MoKP Paid</u>
\$4,720,160	\$237,950	\$4,419,909	\$220,781	\$3,696,707	\$177,534	\$3,924,385	\$193,937



PROGRAM DESCRIPTION

Department of Higher Education HB Section(s): 3.275
 Program Name: Missouri Kidney Program
 Program is found in the following core budget(s): University of Missouri - Missouri Kidney Program

7c. Provide the number of clients/individuals served, if applicable.

Measure: Maintain a low administrative cost while increasing the number of eligible Missourians served by the program.

- MoKP relies on dialysis centers, social workers, nephrologists, and transplant centers to refer patients to the program to determine eligibility. There are approximately 13,000 Missourians with ESRD and kidney transplant recipients. We do not know how many of the patients would meet the income eligibility for the program.
- MoKP has a very small staff to participant ratio. The average tenure of the staff is 10 years. The specialized expertise of the staff allows the staff to handle an average caseload of 290 participants, keeping administrative costs low.

Base Target: Maintain the low administrative costs at 18%, while increasing the number of participants by 50.

Stretch Target: Increase participants by 100, through enhanced education and outreach to referral sources, particularly in rural Missouri.

FY 14		FY 15		FY 16		FY 17		FY18 Projected		FY19 Projected	
Patient Exp	Total Exp	Patient Exp	Total Exp	Patient Exp	Total Exp	Patient Exp	Total Exp	Patient Exp	Total Exp	Patient Exp	Total Exp
\$1,334,627	\$1,697,500	\$1,370,357	\$1,697,500	\$1,387,856	\$1,697,500	\$1,385,299	\$1,697,500	\$1,406,359	\$1,697,500	\$1,406,359	\$1,697,500

Clients Served

FY13	FY14	FY15	FY16	FY17	FY18 Est	FY19 Proj
1,414	1,440	1,458	1,407	1,457	1,471	1,485

PROGRAM DESCRIPTION

Department of Higher Education HB Section(s): 3.275
 Program Name: Missouri Kidney Program
 Program is found in the following core budget(s): University of Missouri - Missouri Kidney Program

7d. Provide a customer satisfaction measure, if available.

Measure: Improve program effectiveness using feedback from well-designed, well-executed surveys of participants and contracted entities.

- MoKP has used a patient satisfaction questionnaire for more than 15 years. Each month participants in the program are randomly selected to receive the questionnaire. It is mailed to the participant along with a stamped self-addressed envelope for return of the completed questionnaire. The program receives consistently high satisfaction comments from participants.
- For SFY 18, we propose to update the patient survey to better capture qualitative and quantitative satisfaction in order to assess the program’s impact on participant’s health status related to their ESRD or transplant, their utilization of the program and the effectiveness of the program. We propose to test a survey instrument with some of our contracted entities (179 TOTAL) - dialysis centers and transplant centers, and the program’s contracted pharmacy provider (1) to evaluate their understanding of the program, the effectiveness of the referral system, barriers to participation and compliance.

Base Target: 15% response rate for the newly-designed surveys.

Stretch Target: 40% response rate from the contracted entities survey and 30% response rate from participants.

	<u>FY13</u>	<u>FY14</u>	<u>FY15</u>	<u>FY16</u>	<u>FY17</u>	<u>FY18 Proj</u>
Questionnaires Received	127	66	76	101	215	300
Questionnaires Mailed	326	206	368	614	819	1,000

CORE DECISION ITEM

<u>Department of Higher Education</u>	<u>Budget Unit</u>	<u>57761C</u>
<u>Division of Four-year Colleges and Universities</u>		
<u>Core - University of Missouri - State Historical Society</u>	<u>HB Section</u>	<u>3.280</u>

1. CORE FINANCIAL SUMMARY

	FY 2019 Budget Request						FY 2019 Governor's Recommendation				
	GR	Federal	Other	Total	E		GR	Federal	Other	Total	E
PS	0	0	0	0		PS	0	0	0	0	
EE	0	0	0	0		EE	0	0	0	0	
PSD	2,460,855	0	0	2,460,855		PSD	2,460,855	0	0	2,460,855	
Total	2,460,855	0	0	2,460,855		Total	2,460,855	0	0	2,460,855	
FTE	0.00	0.00	0.00	0.00		FTE	0.00	0.00	0.00	0.00	

<i>Est. Fringe</i>	0	0	0	0
--------------------	---	---	---	---

Note: Fringes budgeted in House Bill 5 except for certain fringes budgeted directly to MoDOT, Highway Patrol, and Conservation.

<i>Est. Fringe</i>	0	0	0	0
--------------------	---	---	---	---

Note: Fringes budgeted in House Bill 5 except for certain fringes budgeted directly to MoDOT, Highway Patrol, and Conservation.

Other Funds:

Other Funds:

2. CORE DESCRIPTION

The State Historical Society of Missouri is a trustee of the state, supported by state funds, and is directed by statute to collect, preserve, make accessible, and publish materials pertaining to the history of the state and the Middle West. This request is for a core appropriation of \$2,460,855 from general revenue.

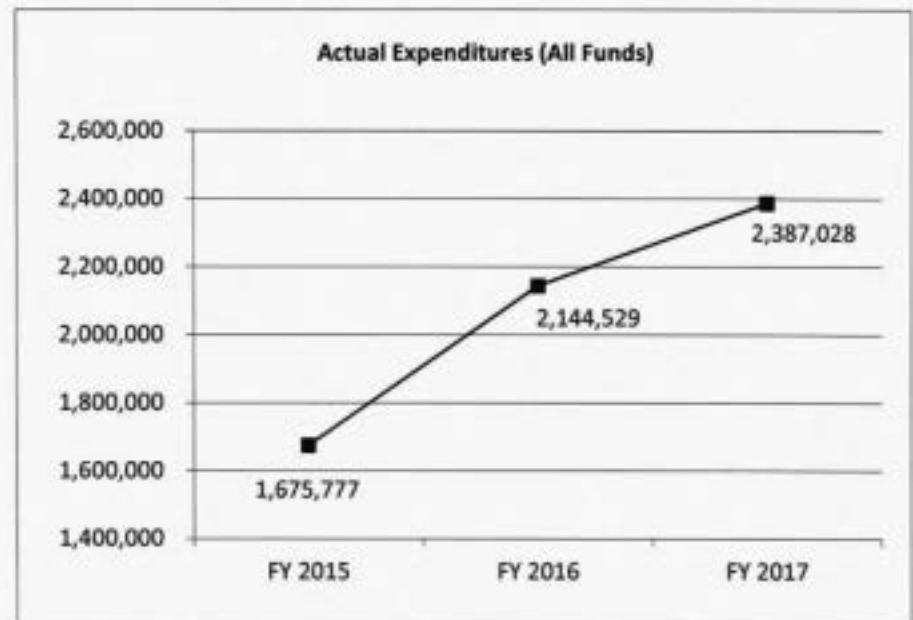
<u>Department of Higher Education</u>	<u>Budget Unit</u>	<u>57761C</u>
<u>Division of Four-year Colleges and Universities</u>		
<u>Core - University of Missouri - State Historical Society</u>	<u>HB Section</u>	<u>3.280</u>

3. PROGRAM LISTING (list programs included in this core funding)

State Historical Society

4. FINANCIAL HISTORY

	<u>FY 2015</u>	<u>FY 2016</u>	<u>FY 2017</u>	<u>FY 2018</u>
	<u>Actual</u>	<u>Actual</u>	<u>Actual</u>	<u>Current Yr.</u>
Appropriation (All Funds)	1,727,605	2,210,855	3,210,855	2,460,855
Less Reverted (All Funds)	(51,828)	(66,326)	(73,826)	(73,826)
Less Restricted (All Funds)	0	0	(750,000)	0
Budget Authority (All Funds)	1,675,777	2,144,529	2,387,029	N/A
Actual Expenditures (All Funds)	1,675,777	2,144,529	2,387,028	N/A
Unexpended (All Funds)	0	0	1	N/A
Unexpended, by Fund:				
General Revenue	0	0	1	N/A
Federal	0	0	0	N/A
Other	0	0	0	N/A



Reverted includes the statutory three-percent reserve amount (when applicable).

Restricted includes any Governor's Expenditure Restrictions which remained at the end of the fiscal year (when applicable).

NOTES:

CORE RECONCILIATION DETAIL

STATE
STATE HISTORICAL SOCIETY

5. CORE RECONCILIATION DETAIL

	Budget Class	FTE	GR	Federal	Other	Total	Explanation
TAFP AFTER VETOES							
	PD	0.00	2,460,855	0	0	2,460,855	
	Total	0.00	2,460,855	0	0	2,460,855	
DEPARTMENT CORE REQUEST							
	PD	0.00	2,460,855	0	0	2,460,855	
	Total	0.00	2,460,855	0	0	2,460,855	
GOVERNOR'S RECOMMENDED CORE							
	PD	0.00	2,460,855	0	0	2,460,855	
	Total	0.00	2,460,855	0	0	2,460,855	

DECISION ITEM SUMMARY

Budget Unit	FY 2017	FY 2017	FY 2018	FY 2018	FY 2019	FY 2019	FY 2019	FY 2019
Decision Item	ACTUAL	ACTUAL	BUDGET	BUDGET	DEPT REQ	DEPT REQ	GOV REC	GOV REC
Budget Object Summary	DOLLAR	FTE	DOLLAR	FTE	DOLLAR	FTE	DOLLAR	FTE
Fund								
STATE HISTORICAL SOCIETY								
CORE								
PROGRAM-SPECIFIC								
GENERAL REVENUE	2,387,028	0.00	2,460,855	0.00	2,460,855	0.00	2,460,855	0.00
TOTAL - PD	2,387,028	0.00	2,460,855	0.00	2,460,855	0.00	2,460,855	0.00
TOTAL	2,387,028	0.00	2,460,855	0.00	2,460,855	0.00	2,460,855	0.00
GRAND TOTAL	\$2,387,028	0.00	\$2,460,855	0.00	\$2,460,855	0.00	\$2,460,855	0.00

DECISION ITEM DETAIL

Budget Unit	FY 2017	FY 2017	FY 2018	FY 2018	FY 2019	FY 2019	FY 2019	FY 2019
Decision Item	ACTUAL	ACTUAL	BUDGET	BUDGET	DEPT REQ	DEPT REQ	GOV REC	GOV REC
Budget Object Class	DOLLAR	FTE	DOLLAR	FTE	DOLLAR	FTE	DOLLAR	FTE
STATE HISTORICAL SOCIETY								
CORE								
PROGRAM DISTRIBUTIONS	2,387,028	0.00	2,460,855	0.00	2,460,855	0.00	2,460,855	0.00
TOTAL - PD	2,387,028	0.00	2,460,855	0.00	2,460,855	0.00	2,460,855	0.00
GRAND TOTAL	\$2,387,028	0.00	\$2,460,855	0.00	\$2,460,855	0.00	\$2,460,855	0.00
GENERAL REVENUE	\$2,387,028	0.00	\$2,460,855	0.00	\$2,460,855	0.00	\$2,460,855	0.00
FEDERAL FUNDS	\$0	0.00	\$0	0.00	\$0	0.00	\$0	0.00
OTHER FUNDS	\$0	0.00	\$0	0.00	\$0	0.00	\$0	0.00

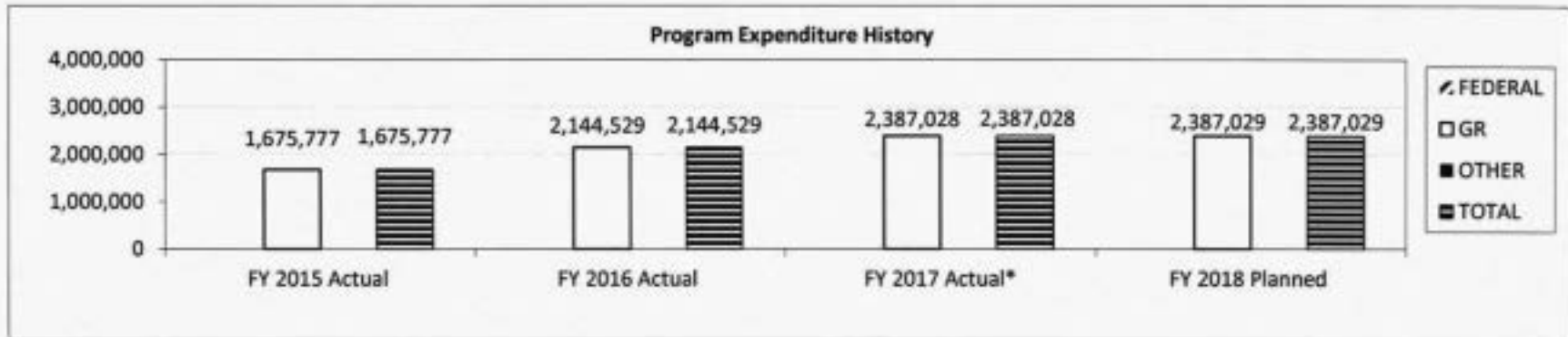
PROGRAM DESCRIPTION

Department of Higher Education	HB Section(s): <u>3.280</u>
Program Name: Division of Four-year Colleges and Universities	
Program is found in the following core budget(s): University of Missouri - State Historical Society	
<p>1a. What strategic priority does this program address? Preserve and promote Missouri history</p> <p>1b. What does this program do? The State Historical Society of Missouri is the premier research center for the study of Missouri state and local history. The Society preserves Missouri history by collecting art, manuscripts, newspapers, photographs, and oral history collections. Public access to the collections is through research centers in Columbia, Kansas City, St. Louis, Rolla, Springfield, and Cape Girardeau located on the University of Missouri, Missouri State University, and Southeast Missouri State University campuses. Patrons include students from elementary school through graduate school, historians, genealogists, government staff, and members of the public.</p> <p>The Society promotes Missouri history by publishing Missouri history and research through a scholarly journal, the Missouri Historical Review, a newsletter, books, websites, and through social media. The Society is the sponsor for National History Day in Missouri educating Missouri students in grades 6-12 to research historical topics. The Society also provides public programming to promote Missouri history through art exhibitions, workshops, tours, and lectures.</p> <p>2. What is the authorization for this program, i.e., federal or state statute, etc.? (Include the federal program number, if applicable.) Section 183.010 - 183.030, RSMo</p> <p>3. Are there federal matching requirements? If yes, please explain. No</p> <p>4. Is this a federally mandated program? If yes, please explain. No</p>	

PROGRAM DESCRIPTION

Department of Higher Education HB Section(s): 3.280
 Program Name: Division of Four-year Colleges and Universities
 Program is found in the following core budget(s): University of Missouri - State Historical Society

5. Provide actual expenditures for the prior three fiscal years and planned expenditures for the current fiscal year.



*Net of expenditure restriction

6. What are the sources of the "Other" funds?

All of the Society's appropriations are from General Revenue. However, the Society has a Membership Trust Fund that helps to support its mission and starting in FY2012 there is a memorandum of understanding with funding from the University of Missouri System for the Society's management of what was known previously as the Western Historical Manuscript Collection.

PROGRAM DESCRIPTION

Department of Higher Education

HB Section(s): 3.280

Program Name: Division of Four-year Colleges and Universities

Program is found in the following core budget(s): University of Missouri - State Historical Society

7a. Provide an effectiveness measure.

Base target: Maintain consistent growth of historical collections through actively selecting records and artworks.Stretch target: Increase distribution of publications by 5% over previous year.

	FY2016 Projected	FY2016 Actual	FY2017 Projected	FY2017 Actual	FY2018 Target	FY2019 Target	FY2020 Target
Manuscripts collected	N/A	224	N/A	199	200	200	200
Artworks acquired	N/A	21	N/A	11	20	25	25
Newspaper titles acquired	N/A	239	N/A	229	219	209	200
Oral Histories recorded	N/A	61	N/A	86	60	70	75
Lectures, tours, and events presented	102	199	103	144	125	125	125
Publications distributed	31,067	31,200	31,512	29,744	30,040	30,340	30,645

7b. Provide an efficiency measure.

Base target: As new collections are accessioned, maintain 70% or higher of collections processed and 90% of information requests completed within ten days.Stretch target: Increase to 75% or higher of collections processed and 95% of information requests completed within ten days.

	FY2016 Projected	FY2016 Actual	FY2017 Projected	FY2017 Actual	FY2018 Target	FY2019 Target	FY2020 Target
Percentage of manuscript collections processed.	N/A	N/A	N/A	67.1%	70.0%	72.0%	73.0%
Percentage of reference collections processed within 12 months of acquisition.	N/A	N/A	N/A	95.0%	98.0%	98.0%	98.0%
Percentage of information requests to the research centers completed within ten days.		89.4%		91.1%	90.0%	90.0%	90.0%

PROGRAM DESCRIPTION

Department of Higher Education				HB Section(s): 3.280			
Program Name: Division of Four-year Colleges and Universities							
Program is found in the following core budget(s): University of Missouri - State Historical Society							
7c. Provide the number of clients/individuals served, if applicable.							
<u>Base target:</u> Increase individuals served by 1% over previous year							
<u>Stretch target:</u> Increase individuals served by 3% over previous year							
	FY2016	FY2016	FY2017		FY2018	FY2019	FY2020
	Projected	Actual	Projected	FY2017 Actual	Target	Target	Target
How many individuals does the Society assist through the research centers?	13,734	11,561	11,818	11,254	11,367	11,480	11,595
How many students participate in National History Day in Missouri?	3,332	6,535	6,600	6,666	6,733	6,800	6,868
How many individuals does the Society reach through events, lectures, tours, and public education?	3,602	7,706	3,638	5,249	5,301	5,355	5,408
7d. Provide a customer satisfaction measure, if available.							
Percentage of overall experience rating of good or excellent.							
<u>Base target:</u> Maintain 80% rating of good or excellent							
<u>Stretch target:</u> Increase rating of good or excellent to 90% of survey responses.							
	FY2016	FY2016	FY2017	FY2017	FY2018	FY2019	FY2020
	Projected	Actual	Projected	Actual	Target	Target	Target
	N/A	N/A	N/A	N/A	80%	80%	80%

CORE DECISION ITEM

Department of Higher Education	Budget Unit 57791C, 57795C
Division of Four-year Colleges and Universities	
Core - University of Missouri - State Seminary Fund	HB Section 3.285, 3.290

1. CORE FINANCIAL SUMMARY

FY 2019 Budget Request					FY 2019 Governor's Recommendation						
	GR	Federal	Other	Total	E		GR	Federal	Other	Total	E
EE	0	0	3,000,000	3,000,000		EE	0	0	3,000,000	3,000,000	
Total	0	0	3,000,000	3,000,000		Total	0	0	3,000,000	3,000,000	
FTE	0.00	0.00	0.00	0.00		FTE	0.00	0.00	0.00	0.00	
<i>Est. Fringe</i>	0	0	0	0		<i>Est. Fringe</i>	0	0	0	0	
<i>Note: Fringes budgeted in House Bill 5 except for certain fringes budgeted directly to MoDOT, Highway Patrol, and Conservation.</i>						<i>Note: Fringes budgeted in House Bill 5 except for certain fringes budgeted directly to MoDOT, Highway Patrol, and Conservation.</i>					

Other Funds: State Seminary Fund (0872)

FY 2019 Budget Request				
	GR	Federal	Other	Total
EE	0	0	275,000	275,000
Total	0	0	275,000	275,000
FTE	0.00	0.00	0.00	0.00
<i>Est. Fringe</i>	0	0	0	0
<i>Note: Fringes budgeted in House Bill 5 except for certain fringes budgeted directly to MoDOT, Highway Patrol, and Conservation.</i>				

Other Funds: State Seminary Moneys Fund (0623)

2. CORE DESCRIPTION

The State Seminary Fund is authorized by Section 172.610, RSMo, and was created for the support of the University of Missouri's College of Agriculture and the School of Mines and Metallurgy. The State Treasurer is empowered to collect the interest on bonds when due, credit the Seminary Fund and pay the Board of Curators the annual income received in the Seminary Funds upon requisition by the Board of Curators. This request is for \$3,000,000 in principal that will need to be reinvested during the fiscal year in Government Securities held in the Seminary Fund and \$275,000 in earnings from principal held in the Seminary Fund.

Other Funds: State Seminary Fund (0872)

FY 2019 Governor's Recommendation				
	GR	Federal	Other	Total
EE	0	0	275,000	275,000
Total	0	0	275,000	275,000
FTE	0.00	0.00	0.00	0.00
<i>Est. Fringe</i>	0	0	0	0
<i>Note: Fringes budgeted in House Bill 5 except for certain fringes budgeted directly to MoDOT, Highway Patrol, and Conservation.</i>				

Other Funds: State Seminary Moneys Fund (0623)

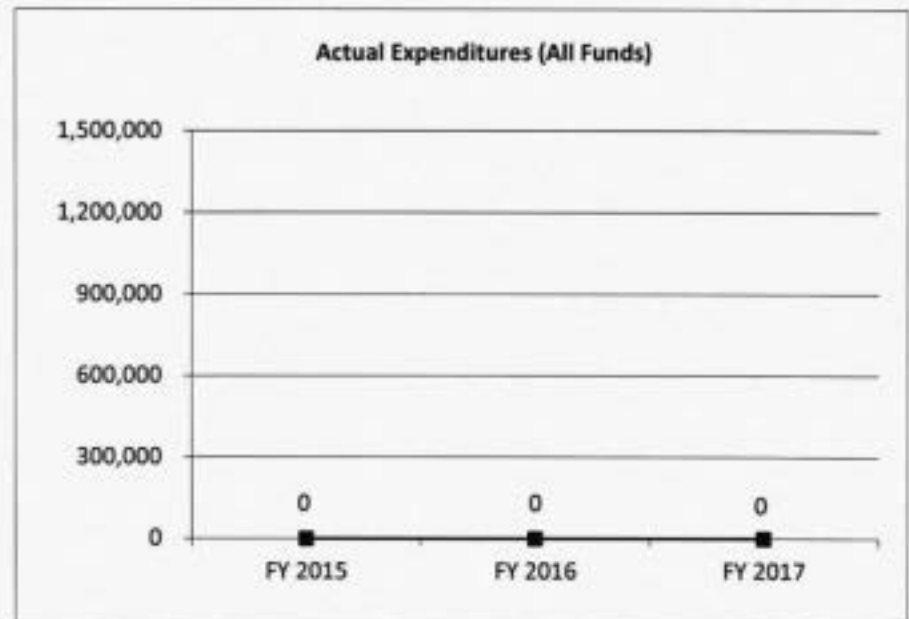
Department of Higher Education	Budget Unit <u>57791C, 57795C</u>
Division of Four-year Colleges and Universities	
Core - University of Missouri - State Seminary Fund	HB Section <u>3.285, 3.290</u>

3. PROGRAM LISTING (list programs included in this core funding)

State Seminary

4. FINANCIAL HISTORY

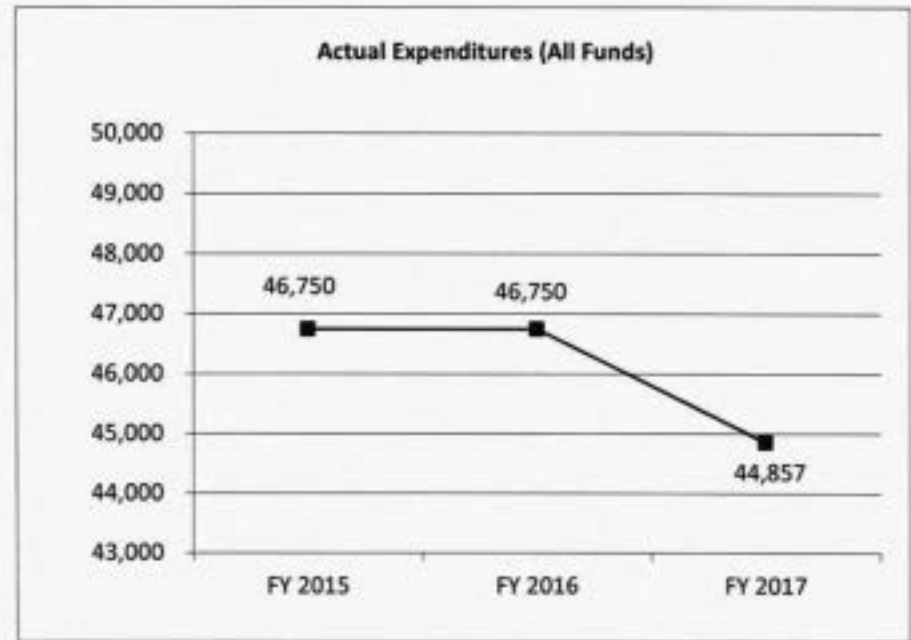
	FY 2015	FY 2016	FY 2017	FY 2018
	Actual	Actual	Actual	Current Yr.
Appropriation (All Funds)	4,000,000	3,000,000	3,000,000	3,000,000
Less Reverted (All Funds)	0	0	0	0
Less Restricted (All Funds)	0	0	0	0
Budget Authority (All Funds)	4,000,000	3,000,000	3,000,000	N/A
Actual Expenditures (All Funds)	0	0	0	N/A
Unexpended (All Funds)	4,000,000	3,000,000	3,000,000	N/A
Unexpended, by Fund:				
General Revenue	0	0	0	N/A
Federal	0	0	0	N/A
Other	4,000,000	3,000,000	3,000,000	N/A



CORE DECISION ITEM

Department of Higher Education	Budget Unit <u>57791C, 57795C</u>
Division of Four-year Colleges and Universities	
Core - University of Missouri - State Seminary Fund	HB Section <u>3.285, 3.290</u>

	<u>FY 2015</u> <u>Actual</u>	<u>FY 2016</u> <u>Actual</u>	<u>FY 2017</u> <u>Actual</u>	<u>FY 2018</u> <u>Current Yr.</u>
Appropriation (All Funds)	275,000	275,000	275,000	275,000
Less Reverted (All Funds)	0	0	0	0
Less Restricted (All Funds)	0	0	0	0
Budget Authority (All Funds)	275,000	275,000	275,000	N/A
Actual Expenditures (All Funds)	46,750	46,750	44,857	N/A
Unexpended (All Funds)	228,250	228,250	230,143	N/A
Unexpended, by Fund:				
General Revenue	0	0	0	N/A
Federal	0	0	0	N/A
Other	228,250	228,250	230,143	N/A



Reverted includes the statutory three-percent reserve amount (when applicable).

Restricted includes any Governor's Expenditure Restrictions which remained at the end of the fiscal year (when applicable).

NOTES:

CORE RECONCILIATION DETAIL

STATE

SEMINARY FUND-INVESTMENTS

5. CORE RECONCILIATION DETAIL

	Budget Class	FTE	GR	Federal	Other	Total	Explanation
TAFP AFTER VETOES							
	EE	0.00	0	0	3,000,000	3,000,000	
	Total	0.00	0	0	-3,000,000	3,000,000	
DEPARTMENT CORE REQUEST							
	EE	0.00	0	0	3,000,000	3,000,000	
	Total	0.00	0	0	3,000,000	3,000,000	
GOVERNOR'S RECOMMENDED CORE							
	EE	0.00	0	0	3,000,000	3,000,000	
	Total	0.00	0	0	3,000,000	3,000,000	

CORE RECONCILIATION DETAIL

STATE
SEMINARY FUND-INCOME ON INVES

5. CORE RECONCILIATION DETAIL

	Budget Class	FTE	GR	Federal	Other	Total	Explanation
TAFP AFTER VETOES							
	EE	0.00	0	0	275,000	275,000	
	Total	0.00	0	0	275,000	275,000	
DEPARTMENT CORE REQUEST							
	EE	0.00	0	0	275,000	275,000	
	Total	0.00	0	0	275,000	275,000	
GOVERNOR'S RECOMMENDED CORE							
	EE	0.00	0	0	275,000	275,000	
	Total	0.00	0	0	275,000	275,000	

DECISION ITEM SUMMARY

Budget Unit	FY 2017	FY 2017	FY 2018	FY 2018	FY 2019	FY 2019	FY 2019	FY 2019
Decision Item	ACTUAL	ACTUAL	BUDGET	BUDGET	DEPT REQ	DEPT REQ	GOV REC	GOV REC
Budget Object Summary	DOLLAR	FTE	DOLLAR	FTE	DOLLAR	FTE	DOLLAR	FTE
Fund								
SEMINARY FUND-INVESTMENTS								
CORE								
EXPENSE & EQUIPMENT								
STATE SEMINARY	0	0.00	3,000,000	0.00	3,000,000	0.00	3,000,000	0.00
TOTAL - EE	0	0.00	3,000,000	0.00	3,000,000	0.00	3,000,000	0.00
TOTAL	0	0.00	3,000,000	0.00	3,000,000	0.00	3,000,000	0.00
GRAND TOTAL	\$0	0.00	\$3,000,000	0.00	\$3,000,000	0.00	\$3,000,000	0.00

DECISION ITEM SUMMARY

Budget Unit	FY 2017	FY 2017	FY 2018	FY 2018	FY 2019	FY 2019	FY 2019	FY 2019
Decision Item	ACTUAL	ACTUAL	BUDGET	BUDGET	DEPT REQ	DEPT REQ	GOV REC	GOV REC
Budget Object Summary	DOLLAR	FTE	DOLLAR	FTE	DOLLAR	FTE	DOLLAR	FTE
Fund								
SEMINARY FUND-INCOME ON INVES								
CORE								
EXPENSE & EQUIPMENT								
STATE SEMINARY MONEYS	44,857	0.00	275,000	0.00	275,000	0.00	275,000	0.00
TOTAL - EE	44,857	0.00	275,000	0.00	275,000	0.00	275,000	0.00
TOTAL	44,857	0.00	275,000	0.00	275,000	0.00	275,000	0.00
GRAND TOTAL	\$44,857	0.00	\$275,000	0.00	\$275,000	0.00	\$275,000	0.00

DECISION ITEM DETAIL

Budget Unit	FY 2017	FY 2017	FY 2018	FY 2018	FY 2019	FY 2019	FY 2019	FY 2019
Decision Item	ACTUAL	ACTUAL	BUDGET	BUDGET	DEPT REQ	DEPT REQ	GOV REC	GOV REC
Budget Object Class	DOLLAR	FTE	DOLLAR	FTE	DOLLAR	FTE	DOLLAR	FTE
SEMINARY FUND-INVESTMENTS								
CORE								
MISCELLANEOUS EXPENSES	0	0.00	3,000,000	0.00	3,000,000	0.00	3,000,000	0.00
TOTAL - EE	0	0.00	3,000,000	0.00	3,000,000	0.00	3,000,000	0.00
GRAND TOTAL	\$0	0.00	\$3,000,000	0.00	\$3,000,000	0.00	\$3,000,000	0.00
GENERAL REVENUE	\$0	0.00	\$0	0.00	\$0	0.00	\$0	0.00
FEDERAL FUNDS	\$0	0.00	\$0	0.00	\$0	0.00	\$0	0.00
OTHER FUNDS	\$0	0.00	\$3,000,000	0.00	\$3,000,000	0.00	\$3,000,000	0.00

DECISION ITEM DETAIL

Budget Unit	FY 2017	FY 2017	FY 2018	FY 2018	FY 2019	FY 2019	FY 2019	FY 2019
Decision Item	ACTUAL	ACTUAL	BUDGET	BUDGET	DEPT REQ	DEPT REQ	GOV REC	GOV REC
Budget Object Class	DOLLAR	FTE	DOLLAR	FTE	DOLLAR	FTE	DOLLAR	FTE
SEMINARY FUND-INCOME ON INVES								
CORE								
MISCELLANEOUS EXPENSES	44,857	0.00	275,000	0.00	275,000	0.00	275,000	0.00
TOTAL - EE	44,857	0.00	275,000	0.00	275,000	0.00	275,000	0.00
GRAND TOTAL	\$44,857	0.00	\$275,000	0.00	\$275,000	0.00	\$275,000	0.00
GENERAL REVENUE	\$0	0.00	\$0	0.00	\$0	0.00	\$0	0.00
FEDERAL FUNDS	\$0	0.00	\$0	0.00	\$0	0.00	\$0	0.00
OTHER FUNDS	\$44,857	0.00	\$275,000	0.00	\$275,000	0.00	\$275,000	0.00

PROGRAM DESCRIPTION

Department of Higher Education HB Section(s): 3.285, 3.290
 Program Name: Division of Four-year Colleges and Universities
 Program is found in the following core budget(s): University of Missouri - State Seminary Fund

1a. What strategic priority does this program address?

Provide scholarships and operating funds from dedicated fund source

1b. What does this program do?

This program provides income for the general operation of University of Missouri College of Agriculture and School of Mines and Metallurgy and for three scholarships that the Curators added to the Seminary Fund in 1909. Funding for the investments that distribute to Agriculture and Mines & Metallurgy were derived from four sources - the First and Second Morrill Acts of 1862 which granted acreage to fund "at least one college to teach agriculture and mechanical arts", US Congressional reimbursement to the state of Missouri for subsisting troops during the Civil War, and fees from the sale or lease of railway equipment in 1895. Funding for the scholarships was from gifts/bequests to the university and per Board of Curators decision these were added to the Seminary Fund. Per state statute the Seminary monies belong to the university but the state must hold the securities.

2. What is the authorization for this program, i.e., federal or state statute, etc.? (Include the federal program number, if applicable.)

Section 172.610, RSMo


3. Are there federal matching requirements? If yes, please explain.

No

4. Is this a federally mandated program? If yes, please explain.

No

5. Provide actual expenditures for the prior three fiscal years and planned expenditures for the current fiscal year.



The expenditures in the graph above represent investments made by the university. As the investment instruments mature, the university requisitions funds appropriated by the General Assembly for re-investment of investment instruments. There were no maturities in FY2015 and FY2016. This appropriation was not used for the FY2017 maturity. The State Treasurer purchased the investment instruments.


PROGRAM DESCRIPTION

Department of Higher Education

HB Section(s): 3.285, 3.290

Program Name: Division of Four-year Colleges and Universities

Program is found in the following core budget(s): University of Missouri - State Seminary Fund



The expenditures in the graph above represent interest from investments made by the university. The interest is used to fund operations at University of Missouri-Columbia (MU) and Missouri University of Science and Technology (S&T) campuses and to fund some scholarships.

6. What are the sources of the "Other" funds?

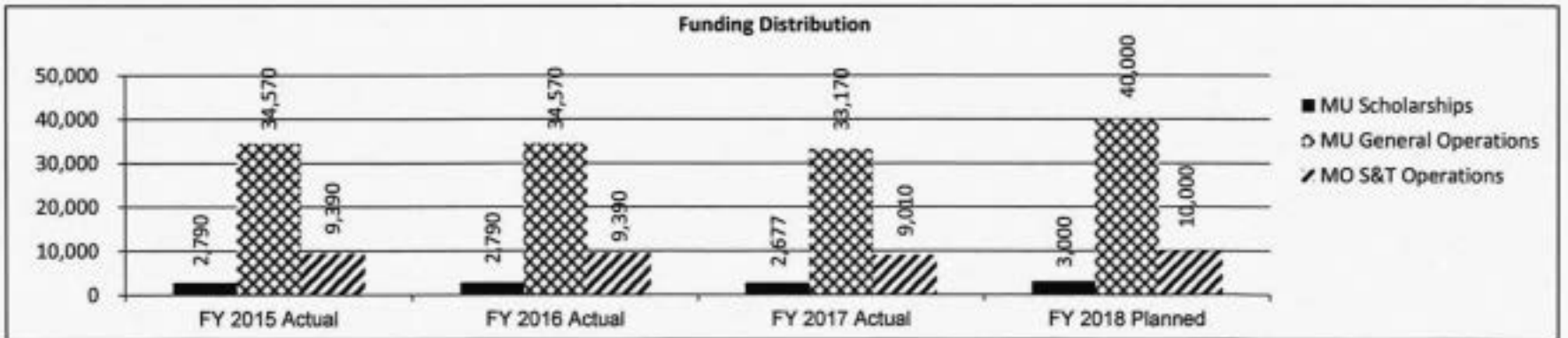
State Seminary Fund (0872); State Seminary Money Fund (0623)

7a. Provide an effectiveness measure.

Measure: Utilize interest earned to fund scholarships and program administration

Base target: Maintain prior year distribution level

Stretch target: Receive increase adjustment on distribution based on increased market returns



PROGRAM DESCRIPTION

Department of Higher Education Program Name: Division of Four-year Colleges and Universities Program is found in the following core budget(s): University of Missouri - State Seminary Fund	HB Section(s): <u>3.285, 3.290</u>
<p>7b. Provide an efficiency measure. N/A</p> <p>7c. Provide the number of clients/individuals served, if applicable. N/A</p> <p>7d. Provide a customer satisfaction measure, if available. N/A</p>	

THIS PAGE INTENTIONALLY LEFT BLANK



January 22, 2018

To the Missouri General Assembly:

The projects listed in the attached document represent each public college's and university's top request for capital funding. The Coordinating Board for Higher Education approved their submission on January 2, 2018. Please do not hesitate to contact the department if you have questions about any of these requests.

We appreciate your consideration of these projects and ongoing support of higher education.

Sincerely,

Zora Mulligan
Commissioner of Higher Education

COORDINATING BOARD FOR HIGHER EDUCATION
FY 2019 Capital Improvement Top Priorities

582

<u>Site Location/Facility</u>	<u>Description</u>	<u>Total Project Cost</u>	<u>Local Match</u>	<u>FY 2019 Request</u>
<u>CROWDER COLLEGE</u>				
New Building at Neosho Campus	New Construction	\$4,916,000		\$4,916,000
<u>EAST CENTRAL COLLEGE</u>				
Hansen Hall Caulking	Renovation	\$313,800		\$313,800
<u>JEFFERSON COLLEGE</u>				
Vet Tech Addition and Renovation	Addition and Renovation	\$2,118,479		\$2,118,479
<u>HARRIS-STOWE STATE UNIVERSITY</u>				
Construction of New STEM Building	New Construction	\$16,823,308		\$16,823,308
<u>LINCOLN UNIVERSITY</u>				
Campus-Wide Renovations	Renovation	\$43,263,680		\$43,263,680
<u>METROPOLITAN COMMUNITY COLLEGE</u>				
Student Success Centers	Addition and Renovation	\$9,100,130		\$9,100,130
<u>MINERAL AREA COLLEGE</u>				
Career for Center and Technical Education (Area Vocational School)	New Construction	\$26,743,600		\$26,743,600
<u>MISSOURI SOUTHERN STATE UNIVERSITY</u>				
Taylor Performing Arts Center Renovation	Renovation	\$20,570,731		\$20,570,731
<u>MISSOURI STATE UNIVERSITY</u>				
Ozarks Science Center & Garnett Library	New Construction & Renovation	\$50,818,778		\$50,818,778
<u>MISSOURI UNIVERSITY OF SCIENCE & TECHNOLOGY</u>				
Schrenk Hall, Phase III	Addition and Renovation	\$54,005,000		\$54,005,000
<u>MISSOURI WESTERN STATE UNIVERSITY</u>				
Potter Hall	Addition and Renovation	\$6,649,633		\$6,649,633
<u>MOBERLY AREA COMMUNITY COLLEGE</u>				
Allied Health Expansion	New Construction	\$4,296,135	\$1,223,564	\$3,072,571
<u>NORTH CENTRAL MISSOURI COLLEGE</u>				
Student Services Building	New Construction	\$4,438,200		\$4,438,200
<u>NORTHWEST MISSOURI STATE UNIVERSITY</u>				
Agricultural Sciences	New Construction	\$25,086,500		\$25,086,500
<u>OZARKS TECHNICAL COMMUNITY COLLEGE</u>				
Advanced Manufacturing & Technology Center-Springfield	New Construction	\$22,000,000		\$22,000,000
<u>ST. CHARLES COMMUNITY COLLEGE</u>				
Workforce Development Center	New Construction	\$2,500,000		\$2,500,000
<u>ST. LOUIS COMMUNITY COLLEGE</u>				
Forest Park Campus	Renovation	\$847,032		\$847,032
<u>SOUTHEAST MISSOURI STATE UNIVERSITY</u>				
Art Building	Renovation	\$13,385,119		\$13,385,119
<u>STATE FAIR COMMUNITY COLLEGE</u>				
New Technology Center	New Construction	\$26,843,116		\$26,843,116
<u>STATE TECHNICAL COLLEGE OF MISSOURI</u>				
Utility Technician Program Facility	New Construction	\$5,896,965		\$5,896,965
<u>THREE RIVERS COLLEGE</u>				
Crisp Technology Center	Addition and Renovation	\$5,824,200		\$5,824,200
<u>TRUMAN STATE UNIVERSITY</u>				
Pershing, Phase II	Renovation	\$17,494,085	\$2,574,085	\$14,920,000
<u>UNIVERSITY OF CENTRAL MISSOURI</u>				
W.C. Morris Science Building	Renovation	\$20,146,072		\$20,146,072

**COORDINATING BOARD FOR HIGHER EDUCATION
FY 2019 Capital Improvement Top Priorities**

583

<u>UNIVERSITY OF MISSOURI – COLUMBIA</u>		Renovation and New			
Research & Education Strategic Redevelopment, Phase I		Construction	\$150,000,000	\$100,000,000	\$250,000,000
<hr/>					
<u>UNIVERSITY OF MISSOURI – KANSAS CITY</u>					
Spencer Chemistry and Biological Sciences Buildings, Phase II		Renovation	\$33,057,000	\$4,600,000	\$37,657,000
<hr/>					
<u>UNIVERSITY OF MISSOURI – ST. LOUIS</u>					
Space Consolidation & Infrastructure		Renovation	\$16,000,000		\$16,000,000
<hr/>					
TOTALS			\$578,221,563	\$108,397,649	\$679,023,914