

OFFICE OF ADMINISTRATION

BUDGET REQUEST 2019

Sarah H. Steelman, Commissioner
Office of Administration

Includes Governor's Recommendations

TABLE OF CONTENTS
OFFICE OF ADMINISTRATION
 FY 2019 Budget Submission with Governor's Recommendations

	<u>PAGE</u>		<u>PAGE</u>
Department Information		Division of Information Technology Services (continued)	
Department Overview	1	Core -- DESE IT Projects	191
State Auditor Reports and Legislative Oversight Reports	2	Core -- DHE IT Projects	196
Flexibility Summary		Core -- DOR IT Projects	201
Flexibility Summary Request	3	Increase -- Restructure of Enterprise Data Warehouse	205
Department-Wide Requests		Core -- OA IT Projects	212
Increase - FY Pay Plan	4	Core -- MDA IT Projects	217
Commissioner's Office		Core -- DNR IT Projects	222
Core -- Commissioner's Office - Operating	36	Core -- DED IT Projects	227
Increase -- Census Complete Count Committee	40	Core -- DIFP IT Projects	233
Increase -- Business Transformation Management Office	45	Core -- DOLIR IT Projects	238
Increase -- Medicaid Organization Reform Project	50	Core -- DPS IT Projects	243
Core -- Office of Equal Opportunity - Operating	56	Core -- DOC IT Projects	248
Division of Accounting		Core -- DMH IT Projects	253
Core -- Accounting - Operating	65	Core -- DHSS IT Projects	258
Division of Budget and Planning		Core -- DSS IT Projects	263
Core -- B&P - Operating	78	Core -- Telecommunications/Network	269
Division of Information Technology Services		Core -- eProcurement and State Technology Fund	274
Core -- ITSD - Operating	91	Increase -- eProcurement and State Technology Fund	278
Core -- DESE IT Core	100	Increase -- SAM II Replacement	304
Core -- DHE IT Core	106	Division of Personnel	
Core -- DOR IT Core	113	Core -- Personnel - Operating	313
Increase -- Implement Legislation for DOR MVDL	118	Increase -- Cost Reduction and Citizen Improvement Challenge	319
Core -- OA IT Core	125	Increase -- Lean Efficiency and Cost Reduction Program	325
Core -- MDA IT Core	130	Increase -- Missouri Leaders in Management Program	330
Core -- DNR IT Core	136	Increase -- Reward for Performance Transformation	335
Core -- DED IT Core	142	Division of Purchasing	
Core -- DIFP IT Core	148	Core -- Purchasing - Operating	345
Core -- DOLIR IT Core	154	Core -- Contract Review	352
Core -- DPS IT Core	160	Core -- Bid & Performance Bonds Refunds	357
Core -- DOC IT Core	166	Division of Facilities Management, Design & Construction	
Core -- DMH IT Core	171	Core -- Governor's Mansion Donations	366
Core -- DHSS IT Core	177	Core -- Asset Management	371
Core -- DSS IT Core	183	Increase -- Fuel and Utility Increase	379
		Core -- Missouri State Capitol Commission	387
		Core -- Facilities Management Services - Operating	392

	<u>PAGE</u>
Division of General Services	
Core -- General Services - Operating	397
Core -- Surplus Property/Recycling - Operating	420
Core -- Fixed Price Vehicle and Equipment	433
Core -- Surplus Property - Recycling Transfer	440
Core -- Surplus Property - Sale Proceeds/Transfer	446
Core -- State Property Preservation Fund Transfer	456
Increase -- State Property Preservation Fund Transfer In	460
Core -- State Property Preservation Fund Payments	466
Core -- Rebillable Expenses	471
Core -- Legal Expense Fund Transfer	476
Increase -- Legal Expense Fund Transfer Increase	480
Core -- Legal Expense Fund Payments	491
Assigned Programs	
Core -- Administrative Hearing Commission	496
Core -- Office of Child Advocate	505
Core -- Children's Trust Fund Operating	517
Increase -- CTF Pay Plan	521
Core -- Children's Trust Fund Program Distributions	527
Core -- Governor's Council on Disability	537
Core -- Missouri Public Entity Risk Management Program	547
Core -- Missouri Ethics Commission Operating	554
Debt and Related Obligations	
Core -- Board of Public Buildings Debt Service	578
Increase -- BPB Debt Service Increase	582
Core -- Arbitrage/Refunding/Fees	588
Core -- Lease/Purchase Debt Payments	593
Increase -- Lease Purchase Debt Payments Increase	597

	<u>PAGE</u>
Debt and Related Obligations (continued)	
Core -- MOHEFA MU Arena Project - Debt Service	603
Core -- MDFB Historical Society Project	608
Core -- Fulton State Hospital Bond Fund Transfer	613
Core -- Fulton State Hospital Bond Fund Payment	618
Increase -- Tax and Revenue Anticipation Notes	623
Core -- Unified Communications Debt Payments	629
Core -- Energy Conservation Debt Service	634
Core -- Debt Management	639
Core -- Convention/Sports-Bartle Hall	644
Core -- Convention/Sports-Jackson County	649
Core -- Convention/Sports-Edward Jones Dome	654
Administrative Disbursements	
Core -- CMIA and Other Federal Payments	663
Increase -- CMIA and Other Federal Payments	667
Core -- Cash Flow Loans Transfers	675
Increase -- Cash Flow Loans Transfers Increase	679
Core -- Payback Cash Flow Loans	685
Increase -- Payback Cash Flow Loans Increase	689
Core -- Cash Flow Loan Interest Payment	695
Increase -- Cash Flow Interest Payment Increase	699
Core -- Budget Reserve Required Transfer	705
Core -- Fund Corrections	710
Core -- Rebuild Damaged Infrastructure Fund Transfer to GR	715
Core -- Tax Amnesty Transfer to GR	720
Core -- Central Services Cost Allocation Plan	730
Increase -- Central Services Cost Allocation Plan	743
Core -- Statewide Dues Allocation	749
Core -- Flood Control Leases	754
Core -- National Forest Reserves	759
Core -- Prosecutions-Crimes in Correctional Inst/Cap Cases	767
Increase -- State Auditor Transition	777
Core -- Regional Planning Commissions	782

“THIS PAGE WAS INTENTIONALLY LEFT BLANK.”

OFFICE OF ADMINISTRATION OVERVIEW

The Office of Administration (OA) is the state's service and administrative control agency. Created by the General Assembly on January 15, 1973, it combines and coordinates the central management functions of state government. OA's responsibilities were clarified and amended by the Omnibus State Reorganization Act of 1974.

The chief administrative officer is the Commissioner of Administration who is appointed by the Governor with the advice and consent of the Senate. The Commissioner appoints the directors of the divisions. OA is comprised of seven divisions, including: **Accounting-** maintains all financial records for state appropriations and funds, processes payments, controls production of warrants, and distributes checks; **Budget and Planning-** analyzes state government programs and provides recommendations and information to the Governor, General Assembly, and state agencies regarding fiscal and other policies; **Facilities Management, Design and Construction-** provides project management and construction administration for capital improvement projects; operates, maintains and manages state-owned office buildings and other structures, and is responsible for acquiring and managing leased space; **General Services-** provides agencies with a variety of support services such as printing, mail services, fleet management, vehicle maintenance, and administration of the legal expense fund and the state employee workers' compensation program; maintains responsibility for the statewide in-house recycling program; transfers and/or disposes of state agencies' surplus property to maximize state resources; and administers the Federal Surplus Property Program. **Information Technology Services-** manages state information technology resources; provides mainframe computer processing services through the State Data Center; manages the State's telecommunication services; and provides Internet services, and network support to all state agencies; **Personnel-** provides central human resource (HR) management programs and services to all executive branch departments in compliance with the State Personnel Law; and **Purchasing-** centralizes procurement to save money by purchasing supplies, materials, and services in larger quantities and encourages competitive bidding and awards on all contracts.

In addition, the Office of Equal Opportunity (OEO) is a program housed with the Office of Administration and has primary responsibility for assisting in the coordination and implementation of minority and women participation programs throughout all departments of the executive branch of state government.

A number of boards and commissions' budgets are also assigned to OA including: Administrative Hearing Commission; Office of Child Advocate; Children's Trust Fund; Governor's Council on Disability; Missouri Public Entity Risk Management (MOPERM); the Missouri Ethics Commission; and the Board of Fund Commissioners Public Debt (House Bill 1), which appears in a separate budget book entitled "Board of Fund Commissioners". Appropriations for state general obligation debt are appropriated to the Office of Administration in House Bill 1 and budget requests appear in a separate budget book entitled "Board of Fund Commissioners".

The Office of Administration also administers a number of debt and related debt obligations appropriations, various pass-through distributions from the federal government, and statutory payments and reimbursements to political subdivisions throughout the State.

Appropriations for all State employee benefits such as social security, retirement, and health insurance, are appropriated centrally to the Office of Administration in House Bill 5, budget requests for those benefits appear in a separate budget book entitled "Employee Benefits."

“THIS PAGE WAS INTENTIONALLY LEFT BLANK.”

State Auditor's Reports, Oversight Evaluations, and Missouri Sunset Act Reports

Program or Division Name	Type of Report	Date Issued	Website
State Auditor's Office Reports:			
Administration Reemployment of State Retirees	State Auditor's Report	Mar-14	http://www.auditor.mo.gov/Press/2014021534215.pdf
Comprehensive Annual Financial Report	State Auditor's Opinion	Dec-16	https://oa.mo.gov/sites/default/files/CAFR_2016_0.pdf
Comprehensive Annual Financial Report	State Auditor's Opinion	Jan-16	http://oa.mo.gov/sites/default/files/CAFR_2015.pdf
Comprehensive Annual Financial Report	State Auditor's Opinion	Jan-15	http://oa.mo.gov/sites/default/files/CAFR_2014.pdf
Comprehensive Annual Financial Report	State Auditor's Opinion	Jan-14	http://oa.mo.gov/sites/default/files/CAFR_2013.pdf
Contract License Offices Bidding and Procurement	State Auditor's Report	Jul-14	http://www.auditor.mo.gov/Press/2014049885459.pdf
Contract License Offices Bidding and Procurement	State Auditor's Report	Apr-12	https://app.auditor.mo.gov/Repository/Press/2012-28.pdf
DESE Contract Review	State Auditor's Report	Aug-14	http://www.auditor.mo.gov/Press/2014059577992.pdf
Governor's Withholdings and Estimated Appropriations	State Auditor's Report	Sep-14	https://app.auditor.mo.gov/Repository/Press/2014070478124.pdf
Information Technology Consolidation	State Auditor's Report	Jul-12	https://app.auditor.mo.gov/Repository/Press/2012-73.pdf
Office of Administration-Division of FMDC	State Auditor's Report	Aug-16	http://app.auditor.mo.gov/Repository/Press/2016065675537.pdf
Office of Administration-Division of Purchasing and Materials Management	State Auditor's Report	Jul-15	http://app.auditor.mo.gov/Repository/Press/2015049591930.pdf
Procurement Card Program	State Auditor's Report	Oct-13	https://app.auditor.mo.gov/Repository/Press/2013-100.pdf
Review of Article X	State Auditor's Report	May-17	https://app.auditor.mo.gov/Repository/CitzSumm/2017033623332.pdf
Review of Article X	State Auditor's Report	Apr-16	http://app.auditor.mo.gov/Repository/Press/2016022799722.pdf
Review of Article X	State Auditor's Report	Apr-15	http://app.auditor.mo.gov/Repository/Press/2015022756773.pdf
Single Audit Act	State Auditor's Report	Mar-17	https://app.auditor.mo.gov/Repository/CitzSumm/2017018290343.pdf
Single Audit Act	State Auditor's Report	Mar-16	https://app.auditor.mo.gov/Repository/Press/2016016718198.pdf
Single Audit Act	State Auditor's Report	Mar-15	http://app.auditor.mo.gov/Repository/Press/2015014480075.pdf
State Agency for Surplus Property	State Auditor's Report	Jul-15	http://www.auditor.mo.gov/Repository/Press/2015049591930.pdf
State Legal Expense Fund (LEF)	State Auditor's Report	Sep-17	https://app.auditor.mo.gov/Repository/Press/2017098793156.pdf
Statewide Accounting System Internal Controls	State Auditor's Report	Dec-16	http://app.auditor.mo.gov/Repository/Press/2016133785725.pdf
Statewide Survey of Public Employee Retirement Systems in Missouri	State Auditor's Report	Sep-14	http://www.auditor.mo.gov/Press/2014092829132.pdf
Oversight Evaluations:			
Certain Debt and Certain Non-State Debt	Oversight Report	Dec-17	http://www.moga.mo.gov/oversight/over20171/PDFs/2017BondReportFinal.pdf
Certain Debt and Certain Non-State Debt	Oversight Report	Dec-16	http://www.moga.mo.gov/oversight/over20161/PDFs/2016BondReportFinal.pdf
Certain Debt and Certain Non-State Debt	Oversight Report	Dec-15	http://www.moga.mo.gov/oversight/over20151/PDFs/ReportOfCertainDebt2015.pdf
Review of Corrections and OA Food Service Contract	Program Evaluation	Jan-14	http://www.moga.mo.gov/oversight/over14/PDFs/REPORTDOCOAFOODSERVICECONTRACTSFINAL.pdf

“THIS PAGE WAS INTENTIONALLY LEFT BLANK.”

FY 2019 OFFICE OF ADMINISTRATION'S FLEXIBILITY REQUEST -- GOVERNOR'S RECOMMENDATIONS

HB	AGENCY	APPROP	APPROP NAME	FUND	FUND NAME	FY19 FLEX %
5.005	300	0123	COMMISSIONER'S OFFICE PS -0101	0101	GENERAL REVENUE	25%
5.005	300	2139	COMMISSIONER'S OFFICE EE -0101	0101	GENERAL REVENUE	25%
5.005	300	3568	OFF EQUAL OPPORTUNITY PS-0101	0101	GENERAL REVENUE	50%
5.005	300	3571	OFF EQUAL OPPORTUNITY EE-0101	0101	GENERAL REVENUE	50%
5.010	300	0154	ACCOUNTING PS-0101	0101	GENERAL REVENUE	25%
5.010	300	0157	ACCOUNTING EE-0101	0101	GENERAL REVENUE	25%
5.015	300	3434	BUDGET & PLANNING PS-0101	0101	GENERAL REVENUE	25%
5.015	300	2140	BUDGET & PLANNING E&E-0101	0101	GENERAL REVENUE	25%
5.020	300	various	INFORMATION TECH SERVICES DIV PS	various	GENERAL REVENUE/FEDERAL/OTHER	100%
5.020	300	various	INFORMATION TECH SERVICES DIV EE	various	GENERAL REVENUE/FEDERAL/OTHER	100%
5.025	300	various	INFORMATION TECH SERVICES DIV PS	various	GENERAL REVENUE/FEDERAL/OTHER	100%
5.025	300	various	INFORMATION TECH SERVICES DIV EE	various	GENERAL REVENUE/FEDERAL/OTHER	100%
5.030	300	various	INFORMATION TECH SERVICES DIV PS	various	GENERAL REVENUE/FEDERAL/OTHER	100%
5.030	300	various	INFORMATION TECH SERVICES DIV EE	various	GENERAL REVENUE/FEDERAL/OTHER	100%
5.050	300	0187	DIV PERSONNEL PS-0101	0101	GENERAL REVENUE	25%
5.050	300	0189	DIV PERSONNEL E&E-0101	0101	GENERAL REVENUE	25%
5.055	300	0190	PURCHASING PS-0101	0101	GENERAL REVENUE	25%
5.055	300	0193	PURCHASING E&E-0101	0101	GENERAL REVENUE	25%
5.070	300	2605	FMDC OPERATIONS PS-0501	0501	STATE FACILITY MAINT & OPERATIONS	25%
5.070	300	2148	FMDC OPERATIONS E&E-0501	0501	STATE FACILITY MAINT & OPERATIONS	25%
5.140	300	7636	ADMIN HEARING COMM E&E-0101	0101	GENERAL REVENUE	20%
5.140	300	7635	ADMIN HEARING COMM PS-0101	0101	GENERAL REVENUE	20%
5.145	300	6322	OFFICE CHILD ADVOCATE E&E-0101	0101	GENERAL REVENUE	25%
5.145	300	6321	OFFICE CHILD ADVOCATE PS-0101	0101	GENERAL REVENUE	25%
5.145	300	6324	OFFICE CHILD ADVOCATE E&E-0135	0135	OA--FEDERAL and OTHER	25%
5.145	300	6323	OFFICE CHILD ADVOCATE PS-0135	0135	OA--FEDERAL and OTHER	25%
5.150	300	8371	CHILDREN'S TRUST FUND PS-0694	0694	CHILDREN'S TRUST FUND	25%
5.150	300	8372	CHILDREN'S TRUST FUND E&E-0694	0694	CHILDREN'S TRUST FUND	25%
5.155	300	6880	GOV CNSL ON DISABILITY PS-0101	0101	GENERAL REVENUE	25%
5.155	300	6881	GOV CNSL ON DISABILITY EE-0101	0101	GENERAL REVENUE	25%
5.165	300	0127	MO ETHICS COMM E&E-0101	0101	GENERAL REVENUE	25%
5.165	300	0827	MO ETHICS COMM PS-0101	0101	GENERAL REVENUE	25%

“THIS PAGE WAS INTENTIONALLY LEFT BLANK.”

NEW DECISION ITEM

RANK: 2

Office of Administration	Budget Unit <u>Various</u>
Division <u>Various</u>	
DI Name <u>FY19 Pay Plan</u>	DI# <u>0000012</u>
	HB Section <u>Various</u>

1. AMOUNT OF REQUEST

	FY 2019 Budget Request				E
	GR	Federal	Other	Total	
PS	0	0	0	0	
EE	0	0	0	0	
PSD	0	0	0	0	
TRF	0	0	0	0	
Total	0	0	0	0	
FTE	0.00	0.00	0.00	0.00	

	FY 2019 Governor's Recommendation				E
	GR	Federal	Other	Total	
PS	128,419	27,203	444,926	600,548	
EE	0	0	0	0	
PSD	0	0	0	0	
TRF	0	0	0	0	
Total	128,419	27,203	444,926	600,548	
FTE	0.00	0.00	0.00	0.00	

Est. Fringe	0	0	0	0
--------------------	---	---	---	---

Note: Fringes budgeted in House Bill 5 except for certain fringes budgeted directly to MoDOT, Highway Patrol, and Conservation.

Est. Fringe				
--------------------	--	--	--	--

Note: Fringes budgeted in House Bill 5 except for certain fringes budgeted directly to MoDOT, Highway Patrol, and Conservation.

Other Funds:

Other Funds: Various

2. THIS REQUEST CAN BE CATEGORIZED AS:

<input type="checkbox"/> New Legislation	<input type="checkbox"/> New Program	<input type="checkbox"/> Fund Switch
<input type="checkbox"/> Federal Mandate	<input type="checkbox"/> Program Expansion	<input type="checkbox"/> Cost to Continue
<input type="checkbox"/> GR Pick-Up	<input type="checkbox"/> Space Request	<input type="checkbox"/> Equipment Replacement
<input checked="" type="checkbox"/> Pay Plan	<input type="checkbox"/> Other: _____	

3. WHY IS THIS FUNDING NEEDED? PROVIDE AN EXPLANATION FOR ITEMS CHECKED IN #2. INCLUDE THE FEDERAL OR STATE STATUTORY OR CONSTITUTIONAL AUTHORIZATION FOR THIS PROGRAM.

The Governor's Fiscal Year 2019 budget includes appropriation authority for a \$650 pay raise for state employees making \$50,000 or less.

NEW DECISION ITEM

RANK: 2

Office of Administration	Budget Unit <u>Various</u>
Division <u>Various</u>	
DI Name <u>FY19 Pay Plan</u>	DI# <u>0000012</u>
	HB Section <u>Various</u>

4. DESCRIBE THE DETAILED ASSUMPTIONS USED TO DERIVE THE SPECIFIC REQUESTED AMOUNT. (How did you determine that the requested number of FTE were appropriate? From what source or standard did you derive the requested levels of funding? Were alternatives such as outsourcing or automation considered? If based on new legislation, does request tie to TAFP fiscal note? If not, explain why. Detail which portions of the request are one-times and how those amounts were calculated.)

The appropriated amount for the Fiscal Year 19 pay plan was based on the core personal service appropriations for those making \$50,000 or less.

5. BREAK DOWN THE REQUEST BY BUDGET OBJECT CLASS, JOB CLASS, AND FUND SOURCE. IDENTIFY ONE-TIME COSTS.

Budget Object Class/Job Class	Dept Req	Dept Req	Dept Req	Dept Req	Dept Req	Dept Req	Dept Req	Dept Req	Dept Req	E
	GR	GR	FED	FED	OTHER	OTHER	TOTAL	TOTAL	One-Time	
	DOLLARS	FTE	DOLLARS	FTE	DOLLARS	FTE	DOLLARS	FTE	DOLLARS	
Total PS	0	0.0	0	0.0	0	0.0	0	0.0	0	
Grand Total	0	0.0	0	0.0	0	0.0	0	0.0	0	

Budget Object Class/Job Class	Gov Rec	Gov Rec	Gov Rec	Gov Rec	Gov Rec	Gov Rec	Gov Rec	Gov Rec	Gov Rec	E
	GR	GR	FED	FED	OTHER	OTHER	TOTAL	TOTAL	One-Time	
	DOLLARS	FTE	DOLLARS	FTE	DOLLARS	FTE	DOLLARS	FTE	DOLLARS	
100-Salaries and Wages	128,419		27,203		444,926		600,548	0.0		
Total PS	128,419	0.0	27,203	0.0	444,926	0.0	600,548	0.0	0	
Grand Total	128,419	0.0	27,203	0.0	444,926	0.0	600,548	0.0	0	

OA REPORT 10 FY 2019 GOVERNOR REC

DECISION ITEM DETAIL

Budget Unit	FY 2017	FY 2017	FY 2018	FY 2018	FY 2019	FY 2019	FY 2019	FY 2019
Decision Item	ACTUAL	ACTUAL	BUDGET	BUDGET	DEPT REQ	DEPT REQ	GOV REC	GOV REC
Budget Object Class	DOLLAR	FTE	DOLLAR	FTE	DOLLAR	FTE	DOLLAR	FTE
COMMISSIONER'S OFFICE-OPER								
Pay Plan - 0000012								
MISCELLANEOUS PROFESSIONAL	0	0.00	0	0.00	0	0.00	1,950	0.00
SPECIAL ASST OFFICE & CLERICAL	0	0.00	0	0.00	0	0.00	650	0.00
TOTAL - PS	0	0.00	0	0.00	0	0.00	2,600	0.00
GRAND TOTAL	\$0	0.00	\$0	0.00	\$0	0.00	\$2,600	0.00
GENERAL REVENUE	\$0	0.00	\$0	0.00	\$0	0.00	\$2,600	0.00
FEDERAL FUNDS	\$0	0.00	\$0	0.00	\$0	0.00	\$0	0.00
OTHER FUNDS	\$0	0.00	\$0	0.00	\$0	0.00	\$0	0.00

OA REPORT 10 FY 2019 GOVERNOR REC

DECISION ITEM DETAIL

Budget Unit	FY 2017	FY 2017	FY 2018	FY 2018	FY 2019	FY 2019	FY 2019	FY 2019
Decision Item	ACTUAL	ACTUAL	BUDGET	BUDGET	DEPT REQ	DEPT REQ	GOV REC	GOV REC
Budget Object Class	DOLLAR	FTE	DOLLAR	FTE	DOLLAR	FTE	DOLLAR	FTE
OFF EQUAL OPPORTUNITY								
Pay Plan - 0000012								
MINORITY PURCHASING ASST	0	0.00	0	0.00	0	0.00	650	0.00
MANAGEMENT ANALYSIS SPEC II	0	0.00	0	0.00	0	0.00	650	0.00
PLANNER II	0	0.00	0	0.00	0	0.00	650	0.00
CLERK	0	0.00	0	0.00	0	0.00	325	0.00
TOTAL - PS	0	0.00	0	0.00	0	0.00	2,275	0.00
GRAND TOTAL	\$0	0.00	\$0	0.00	\$0	0.00	\$2,275	0.00
GENERAL REVENUE	\$0	0.00	\$0	0.00	\$0	0.00	\$2,275	0.00
FEDERAL FUNDS	\$0	0.00	\$0	0.00	\$0	0.00	\$0	0.00
OTHER FUNDS	\$0	0.00	\$0	0.00	\$0	0.00	\$0	0.00

OA REPORT 10 FY 2019 GOVERNOR REC

DECISION ITEM DETAIL

Budget Unit	FY 2017	FY 2017	FY 2018	FY 2018	FY 2019	FY 2019	FY 2019	FY 2019
Decision Item	ACTUAL	ACTUAL	BUDGET	BUDGET	DEPT REQ	DEPT REQ	GOV REC	GOV REC
Budget Object Class	DOLLAR	FTE	DOLLAR	FTE	DOLLAR	FTE	DOLLAR	FTE
ACCOUNTING - OPERATING								
Pay Plan - 0000012								
ACCOUNTANT I	0	0.00	0	0.00	0	0.00	4,550	0.00
ACCOUNTANT II	0	0.00	0	0.00	0	0.00	4,550	0.00
ACCOUNTANT III	0	0.00	0	0.00	0	0.00	650	0.00
ACCOUNTING SPECIALIST I	0	0.00	0	0.00	0	0.00	2,600	0.00
ACCOUNTING SPECIALIST II	0	0.00	0	0.00	0	0.00	1,950	0.00
ACCOUNTING SPECIALIST III	0	0.00	0	0.00	0	0.00	650	0.00
ACCOUNTING CLERK	0	0.00	0	0.00	0	0.00	2,600	0.00
ACCOUNTING GENERALIST I	0	0.00	0	0.00	0	0.00	3,900	0.00
ACCOUNTING GENERALIST II	0	0.00	0	0.00	0	0.00	1,300	0.00
RESEARCH ANAL II	0	0.00	0	0.00	0	0.00	650	0.00
EXECUTIVE I	0	0.00	0	0.00	0	0.00	650	0.00
EXECUTIVE II	0	0.00	0	0.00	0	0.00	650	0.00
FISCAL & ADMINISTRATIVE MGR B1	0	0.00	0	0.00	0	0.00	2,600	0.00
TOTAL - PS	0	0.00	0	0.00	0	0.00	27,300	0.00
GRAND TOTAL	\$0	0.00	\$0	0.00	\$0	0.00	\$27,300	0.00
GENERAL REVENUE	\$0	0.00	\$0	0.00	\$0	0.00	\$27,300	0.00
FEDERAL FUNDS	\$0	0.00	\$0	0.00	\$0	0.00	\$0	0.00
OTHER FUNDS	\$0	0.00	\$0	0.00	\$0	0.00	\$0	0.00

OA REPORT 10 FY 2019 GOVERNOR REC

DECISION ITEM DETAIL

Budget Unit	FY 2017	FY 2017	FY 2018	FY 2018	FY 2019	FY 2019	FY 2019	FY 2019
Decision Item	ACTUAL	ACTUAL	BUDGET	BUDGET	DEPT REQ	DEPT REQ	GOV REC	GOV REC
Budget Object Class	DOLLAR	FTE	DOLLAR	FTE	DOLLAR	FTE	DOLLAR	FTE
BUDGET & PLANNING - OPER								
Pay Plan - 0000012								
SR OFC SUPPORT ASST (CLERICAL)	0	0.00	0	0.00	0	0.00	650	0.00
ACCOUNTING SPECIALIST III	0	0.00	0	0.00	0	0.00	650	0.00
BUDGET & PLNG ANAL I	0	0.00	0	0.00	0	0.00	650	0.00
EXECUTIVE I	0	0.00	0	0.00	0	0.00	1,300	0.00
EXECUTIVE II	0	0.00	0	0.00	0	0.00	650	0.00
TOTAL - PS	0	0.00	0	0.00	0	0.00	3,900	0.00
GRAND TOTAL	\$0	0.00	\$0	0.00	\$0	0.00	\$3,900	0.00
GENERAL REVENUE	\$0	0.00	\$0	0.00	\$0	0.00	\$3,900	0.00
FEDERAL FUNDS	\$0	0.00	\$0	0.00	\$0	0.00	\$0	0.00
OTHER FUNDS	\$0	0.00	\$0	0.00	\$0	0.00	\$0	0.00

OA REPORT 10 FY 2019 GOVERNOR REC

DECISION ITEM DETAIL

Budget Unit	FY 2017	FY 2017	FY 2018	FY 2018	FY 2019	FY 2019	FY 2019	FY 2019
Decision Item	ACTUAL	ACTUAL	BUDGET	BUDGET	DEPT REQ	DEPT REQ	GOV REC	GOV REC
Budget Object Class	DOLLAR	FTE	DOLLAR	FTE	DOLLAR	FTE	DOLLAR	FTE
ITSD CONSOLIDATION								
Pay Plan - 0000012								
ADMIN OFFICE SUPPORT ASSISTANT	0	0.00	0	0.00	0	0.00	351	0.00
SR OFC SUPPORT ASST (STENO)	0	0.00	0	0.00	0	0.00	163	0.00
OFFICE SUPPORT ASSISTANT	0	0.00	0	0.00	0	0.00	189	0.00
COMPUTER OPERATIONS SPV I	0	0.00	0	0.00	0	0.00	650	0.00
INFO TECHNOLOGY OPERATOR I	0	0.00	0	0.00	0	0.00	3,946	0.00
INFO TECHNOLOGY OPERATOR II	0	0.00	0	0.00	0	0.00	1,950	0.00
INFORMATION TECHNOLOGIST I	0	0.00	0	0.00	0	0.00	5,200	0.00
INFORMATION TECHNOLOGIST II	0	0.00	0	0.00	0	0.00	8,554	0.00
COMPUTER INFO TECH SUPV II	0	0.00	0	0.00	0	0.00	2,763	0.00
INFORMATION TECHNOLOGY SPEC I	0	0.00	0	0.00	0	0.00	15,230	0.00
PROCUREMENT OFCR I	0	0.00	0	0.00	0	0.00	163	0.00
PROCUREMENT OFCR II	0	0.00	0	0.00	0	0.00	650	0.00
ACCOUNT CLERK II	0	0.00	0	0.00	0	0.00	1,300	0.00
ACCOUNTANT I	0	0.00	0	0.00	0	0.00	2,113	0.00
ACCOUNTING SPECIALIST II	0	0.00	0	0.00	0	0.00	325	0.00
ACCOUNTING SPECIALIST III	0	0.00	0	0.00	0	0.00	650	0.00
EXECUTIVE I	0	0.00	0	0.00	0	0.00	975	0.00
EXECUTIVE II	0	0.00	0	0.00	0	0.00	325	0.00
FISCAL & ADMINISTRATIVE MGR B1	0	0.00	0	0.00	0	0.00	975	0.00
DATA PROCESSOR TECHNICAL	0	0.00	0	0.00	0	0.00	1,300	0.00
DATA PROCESSOR PROFESSIONAL	0	0.00	0	0.00	0	0.00	46	0.00
MISCELLANEOUS PROFESSIONAL	0	0.00	0	0.00	0	0.00	1,300	0.00
TOTAL - PS	0	0.00	0	0.00	0	0.00	49,118	0.00
GRAND TOTAL	\$0	0.00	\$0	0.00	\$0	0.00	\$49,118	0.00
GENERAL REVENUE	\$0	0.00	\$0	0.00	\$0	0.00	\$8,400	0.00
FEDERAL FUNDS	\$0	0.00	\$0	0.00	\$0	0.00	\$0	0.00
OTHER FUNDS	\$0	0.00	\$0	0.00	\$0	0.00	\$40,718	0.00

OA REPORT 10 FY 2019 GOVERNOR REC

DECISION ITEM DETAIL

Budget Unit	FY 2017	FY 2017	FY 2018	FY 2018	FY 2019	FY 2019	FY 2019	FY 2019
Decision Item	ACTUAL	ACTUAL	BUDGET	BUDGET	DEPT REQ	DEPT REQ	GOV REC	GOV REC
Budget Object Class	DOLLAR	FTE	DOLLAR	FTE	DOLLAR	FTE	DOLLAR	FTE
DHE IT CONSOLIDATION								
Pay Plan - 0000012								
INFORMATION TECHNOLOGIST I	0	0.00	0	0.00	0	0.00	585	0.00
INFORMATION TECHNOLOGIST II	0	0.00	0	0.00	0	0.00	975	0.00
INFORMATION TECHNOLOGY SPEC I	0	0.00	0	0.00	0	0.00	1,073	0.00
UCP PENDING CLASSIFICATION - 1	0	0.00	0	0.00	0	0.00	1,300	0.00
UCP PENDING CLASSIFICATION - 0	0	0.00	0	0.00	0	0.00	1,300	0.00
TOTAL - PS	0	0.00	0	0.00	0	0.00	5,233	0.00
GRAND TOTAL	\$0	0.00	\$0	0.00	\$0	0.00	\$5,233	0.00
GENERAL REVENUE	\$0	0.00	\$0	0.00	\$0	0.00	\$0	0.00
FEDERAL FUNDS	\$0	0.00	\$0	0.00	\$0	0.00	\$0	0.00
OTHER FUNDS	\$0	0.00	\$0	0.00	\$0	0.00	\$5,233	0.00

OA REPORT 10 FY 2019 GOVERNOR REC

DECISION ITEM DETAIL

Budget Unit	FY 2017	FY 2017	FY 2018	FY 2018	FY 2019	FY 2019	FY 2019	FY 2019
Decision Item	ACTUAL	ACTUAL	BUDGET	BUDGET	DEPT REQ	DEPT REQ	GOV REC	GOV REC
Budget Object Class	DOLLAR	FTE	DOLLAR	FTE	DOLLAR	FTE	DOLLAR	FTE
DOR IT CONSOLIDATION								
Pay Plan - 0000012								
SR OFC SUPPORT ASST (STENO)	0	0.00	0	0.00	0	0.00	163	0.00
OFFICE SUPPORT ASSISTANT	0	0.00	0	0.00	0	0.00	163	0.00
INFO TECHNOLOGY OPERATOR II	0	0.00	0	0.00	0	0.00	975	0.00
INFORMATION TECHNOLOGIST I	0	0.00	0	0.00	0	0.00	650	0.00
INFORMATION TECHNOLOGIST II	0	0.00	0	0.00	0	0.00	3,211	0.00
COMPUTER INFO TECH SUPV II	0	0.00	0	0.00	0	0.00	1,463	0.00
INFORMATION TECHNOLOGY SPEC I	0	0.00	0	0.00	0	0.00	9,737	0.00
ACCOUNTANT I	0	0.00	0	0.00	0	0.00	163	0.00
EXECUTIVE I	0	0.00	0	0.00	0	0.00	163	0.00
DATA PROCESSOR TECHNICAL	0	0.00	0	0.00	0	0.00	650	0.00
SPECIAL ASST OFFICE & CLERICAL	0	0.00	0	0.00	0	0.00	1,560	0.00
TOTAL - PS	0	0.00	0	0.00	0	0.00	18,898	0.00
GRAND TOTAL	\$0	0.00	\$0	0.00	\$0	0.00	\$18,898	0.00
GENERAL REVENUE	\$0	0.00	\$0	0.00	\$0	0.00	\$12,788	0.00
FEDERAL FUNDS	\$0	0.00	\$0	0.00	\$0	0.00	\$0	0.00
OTHER FUNDS	\$0	0.00	\$0	0.00	\$0	0.00	\$6,110	0.00

OA REPORT 10 FY 2019 GOVERNOR REC

DECISION ITEM DETAIL

Budget Unit	FY 2017	FY 2017	FY 2018	FY 2018	FY 2019	FY 2019	FY 2019	FY 2019
Decision Item	ACTUAL	ACTUAL	BUDGET	BUDGET	DEPT REQ	DEPT REQ	GOV REC	GOV REC
Budget Object Class	DOLLAR	FTE	DOLLAR	FTE	DOLLAR	FTE	DOLLAR	FTE
OA IT CONSOLIDATION								
Pay Plan - 0000012								
INFORMATION TECHNOLOGIST II	0	0.00	0	0.00	0	0.00	176	0.00
TOTAL - PS	0	0.00	0	0.00	0	0.00	176	0.00
GRAND TOTAL	\$0	0.00	\$0	0.00	\$0	0.00	\$176	0.00
GENERAL REVENUE	\$0	0.00	\$0	0.00	\$0	0.00	\$0	0.00
FEDERAL FUNDS	\$0	0.00	\$0	0.00	\$0	0.00	\$0	0.00
OTHER FUNDS	\$0	0.00	\$0	0.00	\$0	0.00	\$176	0.00

OA REPORT 10 FY 2019 GOVERNOR REC

DECISION ITEM DETAIL

Budget Unit	FY 2017	FY 2017	FY 2018	FY 2018	FY 2019	FY 2019	FY 2019	FY 2019
Decision Item	ACTUAL	ACTUAL	BUDGET	BUDGET	DEPT REQ	DEPT REQ	GOV REC	GOV REC
Budget Object Class	DOLLAR	FTE	DOLLAR	FTE	DOLLAR	FTE	DOLLAR	FTE
DNR IT CONSOLIDATION								
Pay Plan - 0000012								
ADMIN OFFICE SUPPORT ASSISTANT	0	0.00	0	0.00	0	0.00	488	0.00
INFORMATION TECHNOLOGIST I	0	0.00	0	0.00	0	0.00	2,516	0.00
INFORMATION TECHNOLOGIST II	0	0.00	0	0.00	0	0.00	839	0.00
COMPUTER INFO TECH SUPV II	0	0.00	0	0.00	0	0.00	839	0.00
INFORMATION TECHNOLOGY SPEC I	0	0.00	0	0.00	0	0.00	8,717	0.00
GEOGRAPHIC INFO SYS ANALYST	0	0.00	0	0.00	0	0.00	1,677	0.00
GEOGRAPHIC INFO SYS SPECIALIST	0	0.00	0	0.00	0	0.00	416	0.00
TOTAL - PS	0	0.00	0	0.00	0	0.00	15,492	0.00
GRAND TOTAL	\$0	0.00	\$0	0.00	\$0	0.00	\$15,492	0.00
GENERAL REVENUE	\$0	0.00	\$0	0.00	\$0	0.00	\$0	0.00
FEDERAL FUNDS	\$0	0.00	\$0	0.00	\$0	0.00	\$0	0.00
OTHER FUNDS	\$0	0.00	\$0	0.00	\$0	0.00	\$15,492	0.00

OA REPORT 10 FY 2019 GOVERNOR REC

DECISION ITEM DETAIL

Budget Unit	FY 2017	FY 2017	FY 2018	FY 2018	FY 2019	FY 2019	FY 2019	FY 2019
Decision Item	ACTUAL	ACTUAL	BUDGET	BUDGET	DEPT REQ	DEPT REQ	GOV REC	GOV REC
Budget Object Class	DOLLAR	FTE	DOLLAR	FTE	DOLLAR	FTE	DOLLAR	FTE
DED IT CONSOLIDATION								
Pay Plan - 0000012								
INFORMATION TECHNOLOGIST I	0	0.00	0	0.00	0	0.00	26	0.00
INFORMATION TECHNOLOGY SPEC I	0	0.00	0	0.00	0	0.00	286	0.00
GEOGRAPHIC INFO SYS SPECIALIST	0	0.00	0	0.00	0	0.00	72	0.00
TOTAL - PS	0	0.00	0	0.00	0	0.00	384	0.00
GRAND TOTAL	\$0	0.00	\$0	0.00	\$0	0.00	\$384	0.00
GENERAL REVENUE	\$0	0.00	\$0	0.00	\$0	0.00	\$0	0.00
FEDERAL FUNDS	\$0	0.00	\$0	0.00	\$0	0.00	\$0	0.00
OTHER FUNDS	\$0	0.00	\$0	0.00	\$0	0.00	\$384	0.00

OA REPORT 10 FY 2019 GOVERNOR REC

DECISION ITEM DETAIL

Budget Unit	FY 2017	FY 2017	FY 2018	FY 2018	FY 2019	FY 2019	FY 2019	FY 2019
Decision Item	ACTUAL	ACTUAL	BUDGET	BUDGET	DEPT REQ	DEPT REQ	GOV REC	GOV REC
Budget Object Class	DOLLAR	FTE	DOLLAR	FTE	DOLLAR	FTE	DOLLAR	FTE
DIFP IT CONSOLIDATION								
Pay Plan - 0000012								
INFORMATION TECHNOLOGIST I	0	0.00	0	0.00	0	0.00	1,300	0.00
INFORMATION TECHNOLOGIST II	0	0.00	0	0.00	0	0.00	1,950	0.00
COMPUTER INFO TECH SUPV II	0	0.00	0	0.00	0	0.00	650	0.00
INFORMATION TECHNOLOGY SPEC I	0	0.00	0	0.00	0	0.00	1,950	0.00
TOTAL - PS	0	0.00	0	0.00	0	0.00	5,850	0.00
GRAND TOTAL	\$0	0.00	\$0	0.00	\$0	0.00	\$5,850	0.00
GENERAL REVENUE	\$0	0.00	\$0	0.00	\$0	0.00	\$0	0.00
FEDERAL FUNDS	\$0	0.00	\$0	0.00	\$0	0.00	\$0	0.00
OTHER FUNDS	\$0	0.00	\$0	0.00	\$0	0.00	\$5,850	0.00

OA REPORT 10 FY 2019 GOVERNOR REC

DECISION ITEM DETAIL

Budget Unit	FY 2017	FY 2017	FY 2018	FY 2018	FY 2019	FY 2019	FY 2019	FY 2019
Decision Item	ACTUAL	ACTUAL	BUDGET	BUDGET	DEPT REQ	DEPT REQ	GOV REC	GOV REC
Budget Object Class	DOLLAR	FTE	DOLLAR	FTE	DOLLAR	FTE	DOLLAR	FTE
DOLIR IT CONSOLIDATION								
Pay Plan - 0000012								
ADMIN OFFICE SUPPORT ASSISTANT	0	0.00	0	0.00	0	0.00	650	0.00
COMPUTER OPER III	0	0.00	0	0.00	0	0.00	650	0.00
COMPUTER OPERATIONS SPV I	0	0.00	0	0.00	0	0.00	650	0.00
COMPUTER OPERATIONS SPV II	0	0.00	0	0.00	0	0.00	650	0.00
INFO TECHNOLOGY OPERATOR II	0	0.00	0	0.00	0	0.00	650	0.00
INFORMATION TECHNOLOGIST II	0	0.00	0	0.00	0	0.00	4,063	0.00
COMPUTER INFO TECH SUPV II	0	0.00	0	0.00	0	0.00	2,990	0.00
INFORMATION TECHNOLOGY SPEC I	0	0.00	0	0.00	0	0.00	10,595	0.00
CLERK	0	0.00	0	0.00	0	0.00	1,950	0.00
DATA PROCESSOR TECHNICAL	0	0.00	0	0.00	0	0.00	3,900	0.00
TOTAL - PS	0	0.00	0	0.00	0	0.00	26,748	0.00
GRAND TOTAL	\$0	0.00	\$0	0.00	\$0	0.00	\$26,748	0.00
GENERAL REVENUE	\$0	0.00	\$0	0.00	\$0	0.00	\$0	0.00
FEDERAL FUNDS	\$0	0.00	\$0	0.00	\$0	0.00	\$26,748	0.00
OTHER FUNDS	\$0	0.00	\$0	0.00	\$0	0.00	\$0	0.00

OA REPORT 10 FY 2019 GOVERNOR REC

DECISION ITEM DETAIL

Budget Unit	FY 2017	FY 2017	FY 2018	FY 2018	FY 2019	FY 2019	FY 2019	FY 2019
Decision Item	ACTUAL	ACTUAL	BUDGET	BUDGET	DEPT REQ	DEPT REQ	GOV REC	GOV REC
Budget Object Class	DOLLAR	FTE	DOLLAR	FTE	DOLLAR	FTE	DOLLAR	FTE
DOC IT CONSOLIDATION								
Pay Plan - 0000012								
INFORMATION TECHNOLOGY SPEC I	0	0.00	0	0.00	0	0.00	650	0.00
TOTAL - PS	0	0.00	0	0.00	0	0.00	650	0.00
GRAND TOTAL	\$0	0.00	\$0	0.00	\$0	0.00	\$650	0.00
GENERAL REVENUE	\$0	0.00	\$0	0.00	\$0	0.00	\$0	0.00
FEDERAL FUNDS	\$0	0.00	\$0	0.00	\$0	0.00	\$0	0.00
OTHER FUNDS	\$0	0.00	\$0	0.00	\$0	0.00	\$650	0.00

OA REPORT 10 FY 2019 GOVERNOR REC

DECISION ITEM DETAIL

Budget Unit	FY 2017	FY 2017	FY 2018	FY 2018	FY 2019	FY 2019	FY 2019	FY 2019
Decision Item	ACTUAL	ACTUAL	BUDGET	BUDGET	DEPT REQ	DEPT REQ	GOV REC	GOV REC
Budget Object Class	DOLLAR	FTE	DOLLAR	FTE	DOLLAR	FTE	DOLLAR	FTE
DHSS IT CONSOLIDATION								
Pay Plan - 0000012								
INFORMATION TECHNOLOGIST II	0	0.00	0	0.00	0	0.00	124	0.00
COMPUTER INFO TECH SUPV II	0	0.00	0	0.00	0	0.00	247	0.00
INFORMATION TECHNOLOGY SPEC I	0	0.00	0	0.00	0	0.00	878	0.00
DATA PROCESSOR TECHNICAL	0	0.00	0	0.00	0	0.00	650	0.00
TOTAL - PS	0	0.00	0	0.00	0	0.00	1,899	0.00
GRAND TOTAL	\$0	0.00	\$0	0.00	\$0	0.00	\$1,899	0.00
GENERAL REVENUE	\$0	0.00	\$0	0.00	\$0	0.00	\$0	0.00
FEDERAL FUNDS	\$0	0.00	\$0	0.00	\$0	0.00	\$0	0.00
OTHER FUNDS	\$0	0.00	\$0	0.00	\$0	0.00	\$1,899	0.00

OA REPORT 10 FY 2019 GOVERNOR REC

DECISION ITEM DETAIL

Budget Unit	FY 2017	FY 2017	FY 2018	FY 2018	FY 2019	FY 2019	FY 2019	FY 2019
Decision Item	ACTUAL	ACTUAL	BUDGET	BUDGET	DEPT REQ	DEPT REQ	GOV REC	GOV REC
Budget Object Class	DOLLAR	FTE	DOLLAR	FTE	DOLLAR	FTE	DOLLAR	FTE
DSS IT CONSOLIDATION								
Pay Plan - 0000012								
ADMIN OFFICE SUPPORT ASSISTANT	0	0.00	0	0.00	0	0.00	46	0.00
OFFICE SUPPORT ASSISTANT	0	0.00	0	0.00	0	0.00	46	0.00
SR OFFICE SUPPORT ASSISTANT	0	0.00	0	0.00	0	0.00	46	0.00
INFO TECHNOLOGY OPERATOR II	0	0.00	0	0.00	0	0.00	46	0.00
INFORMATION TECHNOLOGIST I	0	0.00	0	0.00	0	0.00	306	0.00
INFORMATION TECHNOLOGIST II	0	0.00	0	0.00	0	0.00	397	0.00
COMPUTER INFO TECH SUPV II	0	0.00	0	0.00	0	0.00	46	0.00
INFORMATION TECHNOLOGY SPEC I	0	0.00	0	0.00	0	0.00	1,580	0.00
MANAGEMENT ANALYSIS SPEC II	0	0.00	0	0.00	0	0.00	46	0.00
PROJECT MANAGER	0	0.00	0	0.00	0	0.00	46	0.00
DATA PROCESSOR TECHNICAL	0	0.00	0	0.00	0	0.00	85	0.00
DATA PROCESSOR PROFESSIONAL	0	0.00	0	0.00	0	0.00	46	0.00
SPECIAL ASST TECHNICIAN	0	0.00	0	0.00	0	0.00	20	0.00
TOTAL - PS	0	0.00	0	0.00	0	0.00	2,756	0.00
GRAND TOTAL	\$0	0.00	\$0	0.00	\$0	0.00	\$2,756	0.00
GENERAL REVENUE	\$0	0.00	\$0	0.00	\$0	0.00	\$0	0.00
FEDERAL FUNDS	\$0	0.00	\$0	0.00	\$0	0.00	\$0	0.00
OTHER FUNDS	\$0	0.00	\$0	0.00	\$0	0.00	\$2,756	0.00

OA REPORT 10 FY 2019 GOVERNOR REC

DECISION ITEM DETAIL

Budget Unit	FY 2017	FY 2017	FY 2018	FY 2018	FY 2019	FY 2019	FY 2019	FY 2019
Decision Item	ACTUAL	ACTUAL	BUDGET	BUDGET	DEPT REQ	DEPT REQ	GOV REC	GOV REC
Budget Object Class	DOLLAR	FTE	DOLLAR	FTE	DOLLAR	FTE	DOLLAR	FTE
PERSONNEL - OPERATING								
Pay Plan - 0000012								
SR OFC SUPPORT ASST (CLERICAL)	0	0.00	0	0.00	0	0.00	1,950	0.00
ADMIN OFFICE SUPPORT ASSISTANT	0	0.00	0	0.00	0	0.00	650	0.00
SR OFFICE SUPPORT ASSISTANT	0	0.00	0	0.00	0	0.00	5,181	0.00
PERSONNEL OFFICER	0	0.00	0	0.00	0	0.00	650	0.00
HUMAN RELATIONS OFCR I	0	0.00	0	0.00	0	0.00	650	0.00
PERSONNEL ANAL I	0	0.00	0	0.00	0	0.00	1,300	0.00
PERSONNEL ANAL II	0	0.00	0	0.00	0	0.00	7,800	0.00
PERSONNEL ANAL III	0	0.00	0	0.00	0	0.00	7,150	0.00
RESEARCH ANAL IV	0	0.00	0	0.00	0	0.00	650	0.00
PUBLIC INFORMATION SPEC I	0	0.00	0	0.00	0	0.00	650	0.00
TRAINING TECH II	0	0.00	0	0.00	0	0.00	650	0.00
TRAINING TECH III	0	0.00	0	0.00	0	0.00	1,950	0.00
MANAGEMENT ANALYSIS SPEC II	0	0.00	0	0.00	0	0.00	650	0.00
PERSONNEL CLERK	0	0.00	0	0.00	0	0.00	5,850	0.00
FISCAL & ADMINISTRATIVE MGR B1	0	0.00	0	0.00	0	0.00	650	0.00
TOTAL - PS	0	0.00	0	0.00	0	0.00	36,381	0.00
GRAND TOTAL	\$0	0.00	\$0	0.00	\$0	0.00	\$36,381	0.00
GENERAL REVENUE	\$0	0.00	\$0	0.00	\$0	0.00	\$32,481	0.00
FEDERAL FUNDS	\$0	0.00	\$0	0.00	\$0	0.00	\$0	0.00
OTHER FUNDS	\$0	0.00	\$0	0.00	\$0	0.00	\$3,900	0.00

OA REPORT 10 FY 2019 GOVERNOR REC

DECISION ITEM DETAIL

Budget Unit	FY 2017	FY 2017	FY 2018	FY 2018	FY 2019	FY 2019	FY 2019	FY 2019
Decision Item	ACTUAL	ACTUAL	BUDGET	BUDGET	DEPT REQ	DEPT REQ	GOV REC	GOV REC
Budget Object Class	DOLLAR	FTE	DOLLAR	FTE	DOLLAR	FTE	DOLLAR	FTE
PURCHASING OPERATING								
Pay Plan - 0000012								
SR OFFICE SUPPORT ASSISTANT	0	0.00	0	0.00	0	0.00	3,250	0.00
BUYER II	0	0.00	0	0.00	0	0.00	7,150	0.00
EXECUTIVE I	0	0.00	0	0.00	0	0.00	650	0.00
TOTAL - PS	0	0.00	0	0.00	0	0.00	11,050	0.00
GRAND TOTAL	\$0	0.00	\$0	0.00	\$0	0.00	\$11,050	0.00
GENERAL REVENUE	\$0	0.00	\$0	0.00	\$0	0.00	\$11,050	0.00
FEDERAL FUNDS	\$0	0.00	\$0	0.00	\$0	0.00	\$0	0.00
OTHER FUNDS	\$0	0.00	\$0	0.00	\$0	0.00	\$0	0.00

OA REPORT 10 FY 2019 GOVERNOR REC

DECISION ITEM DETAIL

Budget Unit	FY 2017	FY 2017	FY 2018	FY 2018	FY 2019	FY 2019	FY 2019	FY 2019
Decision Item	ACTUAL	ACTUAL	BUDGET	BUDGET	DEPT REQ	DEPT REQ	GOV REC	GOV REC
Budget Object Class	DOLLAR	FTE	DOLLAR	FTE	DOLLAR	FTE	DOLLAR	FTE
ASSET MANAGEMENT								
Pay Plan - 0000012								
SR OFC SUPPORT ASST (CLERICAL)	0	0.00	0	0.00	0	0.00	1,300	0.00
ADMIN OFFICE SUPPORT ASSISTANT	0	0.00	0	0.00	0	0.00	2,600	0.00
OFFICE SUPPORT ASSISTANT	0	0.00	0	0.00	0	0.00	1,300	0.00
SR OFFICE SUPPORT ASSISTANT	0	0.00	0	0.00	0	0.00	10,400	0.00
STOREKEEPER I	0	0.00	0	0.00	0	0.00	1,950	0.00
STOREKEEPER II	0	0.00	0	0.00	0	0.00	1,950	0.00
SUPPLY MANAGER I	0	0.00	0	0.00	0	0.00	1,300	0.00
SUPPLY MANAGER II	0	0.00	0	0.00	0	0.00	650	0.00
ACCOUNTANT I	0	0.00	0	0.00	0	0.00	1,950	0.00
ACCOUNTANT II	0	0.00	0	0.00	0	0.00	1,950	0.00
ACCOUNTANT III	0	0.00	0	0.00	0	0.00	650	0.00
ACCOUNTING CLERK	0	0.00	0	0.00	0	0.00	650	0.00
ACCOUNTING GENERALIST I	0	0.00	0	0.00	0	0.00	4,550	0.00
ACCOUNTING GENERALIST II	0	0.00	0	0.00	0	0.00	1,300	0.00
EXECUTIVE I	0	0.00	0	0.00	0	0.00	1,950	0.00
EXECUTIVE II	0	0.00	0	0.00	0	0.00	650	0.00
BUILDING MGR II	0	0.00	0	0.00	0	0.00	650	0.00
TELECOMMUN ANAL IV	0	0.00	0	0.00	0	0.00	650	0.00
CUSTODIAL WORKER I	0	0.00	0	0.00	0	0.00	1,300	0.00
HOUSEKEEPER I	0	0.00	0	0.00	0	0.00	2,600	0.00
HOUSEKEEPER II	0	0.00	0	0.00	0	0.00	1,300	0.00
CAPITAL IMPROVEMENTS SPEC I	0	0.00	0	0.00	0	0.00	650	0.00
CONTRACT SPEC I (OFC OF ADM)	0	0.00	0	0.00	0	0.00	1,950	0.00
CONTRACT SPEC II (OFC OF ADM)	0	0.00	0	0.00	0	0.00	1,950	0.00
TECHNICAL ASSISTANT IV	0	0.00	0	0.00	0	0.00	650	0.00
DESIGNER II	0	0.00	0	0.00	0	0.00	1,300	0.00
LABORER II	0	0.00	0	0.00	0	0.00	7,800	0.00
LABOR SPV	0	0.00	0	0.00	0	0.00	1,300	0.00
GROUNDSKEEPER I	0	0.00	0	0.00	0	0.00	2,600	0.00
GROUNDSKEEPER II	0	0.00	0	0.00	0	0.00	3,250	0.00
MAINTENANCE WORKER I	0	0.00	0	0.00	0	0.00	5,850	0.00
MAINTENANCE WORKER II	0	0.00	0	0.00	0	0.00	90,025	0.00

OA REPORT 10 FY 2019 GOVERNOR REC

DECISION ITEM DETAIL

Budget Unit	FY 2017	FY 2017	FY 2018	FY 2018	FY 2019	FY 2019	FY 2019	FY 2019
Decision Item	ACTUAL	ACTUAL	BUDGET	BUDGET	DEPT REQ	DEPT REQ	GOV REC	GOV REC
Budget Object Class	DOLLAR	FTE	DOLLAR	FTE	DOLLAR	FTE	DOLLAR	FTE
ASSET MANAGEMENT								
Pay Plan - 0000012								
MAINTENANCE SPV I	0	0.00	0	0.00	0	0.00	24,700	0.00
MAINTENANCE SPV II	0	0.00	0	0.00	0	0.00	8,450	0.00
LOCKSMITH	0	0.00	0	0.00	0	0.00	1,950	0.00
REFRIGERATION MECHANIC I	0	0.00	0	0.00	0	0.00	7,150	0.00
REFRIGERATION MECHANIC II	0	0.00	0	0.00	0	0.00	11,050	0.00
CARPENTER	0	0.00	0	0.00	0	0.00	7,800	0.00
CARPENTER SPV	0	0.00	0	0.00	0	0.00	650	0.00
ELECTRICIAN	0	0.00	0	0.00	0	0.00	7,800	0.00
PAINTER	0	0.00	0	0.00	0	0.00	8,450	0.00
PLUMBER	0	0.00	0	0.00	0	0.00	9,100	0.00
POWER PLANT MECHANIC	0	0.00	0	0.00	0	0.00	650	0.00
SHEET METAL WORKER	0	0.00	0	0.00	0	0.00	650	0.00
ELECTRONICS TECH	0	0.00	0	0.00	0	0.00	3,250	0.00
BOILER OPERATOR	0	0.00	0	0.00	0	0.00	1,300	0.00
STATIONARY ENGR	0	0.00	0	0.00	0	0.00	13,000	0.00
HVAC INSTRUMENT CONTROLS TECH	0	0.00	0	0.00	0	0.00	1,950	0.00
PHYSICAL PLANT SUPERVISOR I	0	0.00	0	0.00	0	0.00	3,900	0.00
PHYSICAL PLANT SUPERVISOR II	0	0.00	0	0.00	0	0.00	8,450	0.00
PHYSICAL PLANT SUPERVISOR III	0	0.00	0	0.00	0	0.00	5,850	0.00
CONSTRUCTION INSPECTOR	0	0.00	0	0.00	0	0.00	5,200	0.00
FISCAL & ADMINISTRATIVE MGR B1	0	0.00	0	0.00	0	0.00	1,950	0.00
TOTAL - PS	0	0.00	0	0.00	0	0.00	292,175	0.00
GRAND TOTAL	\$0	0.00	\$0	0.00	\$0	0.00	\$292,175	0.00
GENERAL REVENUE	\$0	0.00	\$0	0.00	\$0	0.00	\$0	0.00
FEDERAL FUNDS	\$0	0.00	\$0	0.00	\$0	0.00	\$0	0.00
OTHER FUNDS	\$0	0.00	\$0	0.00	\$0	0.00	\$292,175	0.00

OA REPORT 10 FY 2019 GOVERNOR REC

DECISION ITEM DETAIL

Budget Unit	FY 2017	FY 2017	FY 2018	FY 2018	FY 2019	FY 2019	FY 2019	FY 2019
Decision Item	ACTUAL	ACTUAL	BUDGET	BUDGET	DEPT REQ	DEPT REQ	GOV REC	GOV REC
Budget Object Class	DOLLAR	FTE	DOLLAR	FTE	DOLLAR	FTE	DOLLAR	FTE
GENERAL SERVICES - OPERATING								
Pay Plan - 0000012								
ADMIN OFFICE SUPPORT ASSISTANT	0	0.00	0	0.00	0	0.00	1,300	0.00
SR OFFICE SUPPORT ASSISTANT	0	0.00	0	0.00	0	0.00	650	0.00
PRINTING/MAIL TECHNICIAN I	0	0.00	0	0.00	0	0.00	13,000	0.00
PRINTING/MAIL TECHNICIAN II	0	0.00	0	0.00	0	0.00	9,100	0.00
PRINTING/MAIL TECHNICIAN III	0	0.00	0	0.00	0	0.00	9,100	0.00
PRINTING/MAIL TECHNICIAN IV	0	0.00	0	0.00	0	0.00	5,200	0.00
PRINTING/MAIL CUSTOMER SVC REP	0	0.00	0	0.00	0	0.00	2,925	0.00
PRINTING/MAIL COORDINATOR	0	0.00	0	0.00	0	0.00	650	0.00
ACCOUNTANT II	0	0.00	0	0.00	0	0.00	650	0.00
EXECUTIVE I	0	0.00	0	0.00	0	0.00	1,300	0.00
EXECUTIVE II	0	0.00	0	0.00	0	0.00	618	0.00
RISK MANAGEMENT TECH I	0	0.00	0	0.00	0	0.00	650	0.00
RISK MANAGEMENT TECH II	0	0.00	0	0.00	0	0.00	4,550	0.00
RISK MANAGEMENT SPEC I	0	0.00	0	0.00	0	0.00	3,250	0.00
RISK MANAGEMENT SPEC II	0	0.00	0	0.00	0	0.00	1,300	0.00
ADMINISTRATIVE ANAL III	0	0.00	0	0.00	0	0.00	650	0.00
MAINTENANCE SPV I	0	0.00	0	0.00	0	0.00	650	0.00
MOTOR VEHICLE MECHANIC	0	0.00	0	0.00	0	0.00	1,950	0.00
GARAGE SPV	0	0.00	0	0.00	0	0.00	650	0.00
GRAPHIC ARTS SPEC II	0	0.00	0	0.00	0	0.00	650	0.00
GRAPHIC ARTS SPEC III	0	0.00	0	0.00	0	0.00	650	0.00
GRAPHICS SPV	0	0.00	0	0.00	0	0.00	650	0.00
MISCELLANEOUS PROFESSIONAL	0	0.00	0	0.00	0	0.00	195	0.00
TOTAL - PS	0	0.00	0	0.00	0	0.00	60,288	0.00
GRAND TOTAL	\$0	0.00	\$0	0.00	\$0	0.00	\$60,288	0.00
GENERAL REVENUE	\$0	0.00	\$0	0.00	\$0	0.00	\$10,855	0.00
FEDERAL FUNDS	\$0	0.00	\$0	0.00	\$0	0.00	\$0	0.00
OTHER FUNDS	\$0	0.00	\$0	0.00	\$0	0.00	\$49,433	0.00

OA REPORT 10 FY 2019 GOVERNOR REC

DECISION ITEM DETAIL

Budget Unit	FY 2017	FY 2017	FY 2018	FY 2018	FY 2019	FY 2019	FY 2019	FY 2019
Decision Item	ACTUAL	ACTUAL	BUDGET	BUDGET	DEPT REQ	DEPT REQ	GOV REC	GOV REC
Budget Object Class	DOLLAR	FTE	DOLLAR	FTE	DOLLAR	FTE	DOLLAR	FTE
SURPLUS PROPERTY - OPERATING								
Pay Plan - 0000012								
ADMIN OFFICE SUPPORT ASSISTANT	0	0.00	0	0.00	0	0.00	2,600	0.00
SR OFFICE SUPPORT ASSISTANT	0	0.00	0	0.00	0	0.00	650	0.00
STOREKEEPER I	0	0.00	0	0.00	0	0.00	1,950	0.00
STOREKEEPER II	0	0.00	0	0.00	0	0.00	2,600	0.00
SUPPLY MANAGER I	0	0.00	0	0.00	0	0.00	650	0.00
SUPPLY MANAGER II	0	0.00	0	0.00	0	0.00	650	0.00
EXECUTIVE II	0	0.00	0	0.00	0	0.00	650	0.00
TRACTOR TRAILER DRIVER	0	0.00	0	0.00	0	0.00	1,300	0.00
MOTOR VEHICLE MECHANIC	0	0.00	0	0.00	0	0.00	650	0.00
HEAVY EQUIPMENT MECHANIC	0	0.00	0	0.00	0	0.00	650	0.00
TOTAL - PS	0	0.00	0	0.00	0	0.00	12,350	0.00
GRAND TOTAL	\$0	0.00	\$0	0.00	\$0	0.00	\$12,350	0.00
GENERAL REVENUE	\$0	0.00	\$0	0.00	\$0	0.00	\$0	0.00
FEDERAL FUNDS	\$0	0.00	\$0	0.00	\$0	0.00	\$0	0.00
OTHER FUNDS	\$0	0.00	\$0	0.00	\$0	0.00	\$12,350	0.00

OA REPORT 10 FY 2019 GOVERNOR REC

DECISION ITEM DETAIL

Budget Unit	FY 2017	FY 2017	FY 2018	FY 2018	FY 2019	FY 2019	FY 2019	FY 2019
Decision Item	ACTUAL	ACTUAL	BUDGET	BUDGET	DEPT REQ	DEPT REQ	GOV REC	GOV REC
Budget Object Class	DOLLAR	FTE	DOLLAR	FTE	DOLLAR	FTE	DOLLAR	FTE
SURPLUS PROPERTY RECYCLING								
Pay Plan - 0000012								
PLANNER II	0	0.00	0	0.00	0	0.00	650	0.00
TOTAL - PS	0	0.00	0	0.00	0	0.00	650	0.00
GRAND TOTAL	\$0	0.00	\$0	0.00	\$0	0.00	\$650	0.00
GENERAL REVENUE	\$0	0.00	\$0	0.00	\$0	0.00	\$0	0.00
FEDERAL FUNDS	\$0	0.00	\$0	0.00	\$0	0.00	\$0	0.00
OTHER FUNDS	\$0	0.00	\$0	0.00	\$0	0.00	\$650	0.00

OA REPORT 10 FY 2019 GOVERNOR REC

DECISION ITEM DETAIL

Budget Unit	FY 2017	FY 2017	FY 2018	FY 2018	FY 2019	FY 2019	FY 2019	FY 2019
Decision Item	ACTUAL	ACTUAL	BUDGET	BUDGET	DEPT REQ	DEPT REQ	GOV REC	GOV REC
Budget Object Class	DOLLAR	FTE	DOLLAR	FTE	DOLLAR	FTE	DOLLAR	FTE
ADMIN HEARING COMMISSION								
Pay Plan - 0000012								
ADMIN OFFICE SUPPORT ASSISTANT	0	0.00	0	0.00	0	0.00	650	0.00
SR OFFICE SUPPORT ASSISTANT	0	0.00	0	0.00	0	0.00	650	0.00
COURT REPORTER II	0	0.00	0	0.00	0	0.00	1,300	0.00
EXECUTIVE I	0	0.00	0	0.00	0	0.00	650	0.00
PARALEGAL	0	0.00	0	0.00	0	0.00	650	0.00
SPECIAL ASST OFFICE & CLERICAL	0	0.00	0	0.00	0	0.00	325	0.00
TOTAL - PS	0	0.00	0	0.00	0	0.00	4,225	0.00
GRAND TOTAL	\$0	0.00	\$0	0.00	\$0	0.00	\$4,225	0.00
GENERAL REVENUE	\$0	0.00	\$0	0.00	\$0	0.00	\$4,225	0.00
FEDERAL FUNDS	\$0	0.00	\$0	0.00	\$0	0.00	\$0	0.00
OTHER FUNDS	\$0	0.00	\$0	0.00	\$0	0.00	\$0	0.00

OA REPORT 10 FY 2019 GOVERNOR REC

DECISION ITEM DETAIL

Budget Unit	FY 2017	FY 2017	FY 2018	FY 2018	FY 2019	FY 2019	FY 2019	FY 2019
Decision Item	ACTUAL	ACTUAL	BUDGET	BUDGET	DEPT REQ	DEPT REQ	GOV REC	GOV REC
Budget Object Class	DOLLAR	FTE	DOLLAR	FTE	DOLLAR	FTE	DOLLAR	FTE
OFFICE OF CHILD ADVOCATE								
Pay Plan - 0000012								
INVESTIGATOR	0	0.00	0	0.00	0	0.00	650	0.00
TOTAL - PS	0	0.00	0	0.00	0	0.00	650	0.00
GRAND TOTAL	\$0	0.00	\$0	0.00	\$0	0.00	\$650	0.00
GENERAL REVENUE	\$0	0.00	\$0	0.00	\$0	0.00	\$195	0.00
FEDERAL FUNDS	\$0	0.00	\$0	0.00	\$0	0.00	\$455	0.00
OTHER FUNDS	\$0	0.00	\$0	0.00	\$0	0.00	\$0	0.00

OA REPORT 10 FY 2019 GOVERNOR REC

DECISION ITEM DETAIL

Budget Unit	FY 2017	FY 2017	FY 2018	FY 2018	FY 2019	FY 2019	FY 2019	FY 2019
Decision Item	ACTUAL	ACTUAL	BUDGET	BUDGET	DEPT REQ	DEPT REQ	GOV REC	GOV REC
Budget Object Class	DOLLAR	FTE	DOLLAR	FTE	DOLLAR	FTE	DOLLAR	FTE
CHILDREN'S TRUST FUND - OPER								
Pay Plan - 0000012								
OFFICE SUPPORT ASSISTANT	0	0.00	0	0.00	0	0.00	650	0.00
EXECUTIVE I	0	0.00	0	0.00	0	0.00	650	0.00
TOTAL - PS	0	0.00	0	0.00	0	0.00	1,300	0.00
GRAND TOTAL	\$0	0.00	\$0	0.00	\$0	0.00	\$1,300	0.00
GENERAL REVENUE	\$0	0.00	\$0	0.00	\$0	0.00	\$0	0.00
FEDERAL FUNDS	\$0	0.00	\$0	0.00	\$0	0.00	\$0	0.00
OTHER FUNDS	\$0	0.00	\$0	0.00	\$0	0.00	\$1,300	0.00

OA REPORT 10 FY 2019 GOVERNOR REC

DECISION ITEM DETAIL

Budget Unit	FY 2017	FY 2017	FY 2018	FY 2018	FY 2019	FY 2019	FY 2019	FY 2019
Decision Item	ACTUAL	ACTUAL	BUDGET	BUDGET	DEPT REQ	DEPT REQ	GOV REC	GOV REC
Budget Object Class	DOLLAR	FTE	DOLLAR	FTE	DOLLAR	FTE	DOLLAR	FTE
GOV COUNCIL ON DISABILITY								
Pay Plan - 0000012								
EXECUTIVE I	0	0.00	0	0.00	0	0.00	650	0.00
DISABILITY PROGRAM REP	0	0.00	0	0.00	0	0.00	650	0.00
DISABILITY PROGRAM SPEC	0	0.00	0	0.00	0	0.00	650	0.00
TOTAL - PS	0	0.00	0	0.00	0	0.00	1,950	0.00
GRAND TOTAL	\$0	0.00	\$0	0.00	\$0	0.00	\$1,950	0.00
GENERAL REVENUE	\$0	0.00	\$0	0.00	\$0	0.00	\$1,950	0.00
FEDERAL FUNDS	\$0	0.00	\$0	0.00	\$0	0.00	\$0	0.00
OTHER FUNDS	\$0	0.00	\$0	0.00	\$0	0.00	\$0	0.00

OA REPORT 10 FY 2019 GOVERNOR REC

DECISION ITEM DETAIL

Budget Unit	FY 2017	FY 2017	FY 2018	FY 2018	FY 2019	FY 2019	FY 2019	FY 2019
Decision Item	ACTUAL	ACTUAL	BUDGET	BUDGET	DEPT REQ	DEPT REQ	GOV REC	GOV REC
Budget Object Class	DOLLAR	FTE	DOLLAR	FTE	DOLLAR	FTE	DOLLAR	FTE
MO PUBLIC ENTITY RISK MGMT PG								
Pay Plan - 0000012								
ADMIN OFFICE SUPPORT ASSISTANT	0	0.00	0	0.00	0	0.00	650	0.00
ACCOUNTANT I	0	0.00	0	0.00	0	0.00	650	0.00
RISK MANAGEMENT TECH II	0	0.00	0	0.00	0	0.00	1,950	0.00
RISK MANAGEMENT SPEC I	0	0.00	0	0.00	0	0.00	1,300	0.00
RISK MANAGEMENT SPEC II	0	0.00	0	0.00	0	0.00	650	0.00
FISCAL & ADMINISTRATIVE MGR B1	0	0.00	0	0.00	0	0.00	650	0.00
TOTAL - PS	0	0.00	0	0.00	0	0.00	5,850	0.00
GRAND TOTAL	\$0	0.00	\$0	0.00	\$0	0.00	\$5,850	0.00
GENERAL REVENUE	\$0	0.00	\$0	0.00	\$0	0.00	\$0	0.00
FEDERAL FUNDS	\$0	0.00	\$0	0.00	\$0	0.00	\$0	0.00
OTHER FUNDS	\$0	0.00	\$0	0.00	\$0	0.00	\$5,850	0.00

OA REPORT 10 FY 2019 GOVERNOR REC

DECISION ITEM DETAIL

Budget Unit	FY 2017	FY 2017	FY 2018	FY 2018	FY 2019	FY 2019	FY 2019	FY 2019
Decision Item	ACTUAL	ACTUAL	BUDGET	BUDGET	DEPT REQ	DEPT REQ	GOV REC	GOV REC
Budget Object Class	DOLLAR	FTE	DOLLAR	FTE	DOLLAR	FTE	DOLLAR	FTE
MO ETHICS COM - OPER								
Pay Plan - 0000012								
REPORTING SPECIALIST	0	0.00	0	0.00	0	0.00	3,900	0.00
SUPPORT ASSISTANT	0	0.00	0	0.00	0	0.00	650	0.00
ADMINISTRATIVE ASSISTANT	0	0.00	0	0.00	0	0.00	650	0.00
SENIOR FIELD INVESTIGATOR	0	0.00	0	0.00	0	0.00	1,300	0.00
BUSINESS ANALYST II	0	0.00	0	0.00	0	0.00	650	0.00
INVESTIGATOR I	0	0.00	0	0.00	0	0.00	650	0.00
COMPUTER INFO TECHNOLOGIST III	0	0.00	0	0.00	0	0.00	1,950	0.00
PARALEGAL	0	0.00	0	0.00	0	0.00	650	0.00
TOTAL - PS	0	0.00	0	0.00	0	0.00	10,400	0.00
GRAND TOTAL	\$0	0.00	\$0	0.00	\$0	0.00	\$10,400	0.00
GENERAL REVENUE	\$0	0.00	\$0	0.00	\$0	0.00	\$10,400	0.00
FEDERAL FUNDS	\$0	0.00	\$0	0.00	\$0	0.00	\$0	0.00
OTHER FUNDS	\$0	0.00	\$0	0.00	\$0	0.00	\$0	0.00

OA REPORT 9 FY 2019 GOVERNOR REC

DECISION ITEM SUMMARY

Budget Unit								
Decision Item	FY 2017	FY 2017	FY 2018	FY 2018	FY 2019	FY 2019	FY 2019	FY 2019
Budget Object Summary	ACTUAL	ACTUAL	BUDGET	BUDGET	DEPT REQ	DEPT REQ	GOV REC	GOV REC
Fund	DOLLAR	FTE	DOLLAR	FTE	DOLLAR	FTE	DOLLAR	FTE
COMMISSIONER'S OFFICE-OPER								
CORE								
PERSONAL SERVICES								
GENERAL REVENUE	626,555	8.12	648,819	9.00	648,819	9.00	648,819	9.00
TOTAL - PS	626,555	8.12	648,819	9.00	648,819	9.00	648,819	9.00
EXPENSE & EQUIPMENT								
GENERAL REVENUE	72,322	0.00	71,868	0.00	71,868	0.00	71,868	0.00
TOTAL - EE	72,322	0.00	71,868	0.00	71,868	0.00	71,868	0.00
TOTAL	698,877	8.12	720,687	9.00	720,687	9.00	720,687	9.00
Pay Plan - 0000012								
PERSONAL SERVICES								
GENERAL REVENUE	0	0.00	0	0.00	0	0.00	2,600	0.00
TOTAL - PS	0	0.00	0	0.00	0	0.00	2,600	0.00
TOTAL	0	0.00	0	0.00	0	0.00	2,600	0.00
Census - 1300029								
PERSONAL SERVICES								
GENERAL REVENUE	0	0.00	0	0.00	0	0.00	110,000	2.00
TOTAL - PS	0	0.00	0	0.00	0	0.00	110,000	2.00
EXPENSE & EQUIPMENT								
GENERAL REVENUE	0	0.00	0	0.00	0	0.00	390,000	0.00
TOTAL - EE	0	0.00	0	0.00	0	0.00	390,000	0.00
TOTAL	0	0.00	0	0.00	0	0.00	500,000	2.00
Business Transformation Office - 1300030								
EXPENSE & EQUIPMENT								
GENERAL REVENUE	0	0.00	0	0.00	0	0.00	1,957,000	0.00
TOTAL - EE	0	0.00	0	0.00	0	0.00	1,957,000	0.00
TOTAL	0	0.00	0	0.00	0	0.00	1,957,000	0.00

OA REPORT 9 FY 2019 GOVERNOR REC

DECISION ITEM SUMMARY

Budget Unit								
Decision Item	FY 2017	FY 2017	FY 2018	FY 2018	FY 2019	FY 2019	FY 2019	FY 2019
Budget Object Summary	ACTUAL	ACTUAL	BUDGET	BUDGET	DEPT REQ	DEPT REQ	GOV REC	GOV REC
Fund	DOLLAR	FTE	DOLLAR	FTE	DOLLAR	FTE	DOLLAR	FTE
COMMISSIONER'S OFFICE-OPER								
Medicaid Org Reform Project - 1300031								
EXPENSE & EQUIPMENT								
GENERAL REVENUE	0	0.00	0	0.00	0	0.00	993,000	0.00
TOTAL - EE	0	0.00	0	0.00	0	0.00	993,000	0.00
TOTAL	0	0.00	0	0.00	0	0.00	993,000	0.00
GRAND TOTAL	\$698,877	8.12	\$720,687	9.00	\$720,687	9.00	\$4,173,287	11.00

CORE DECISION ITEM

Department	Office of Administration	Budget Unit	30203
Division	Commissioner's Office		
Core	Operating	HB Section	5.005

1. CORE FINANCIAL SUMMARY

	FY 2019 Budget Request						FY 2019 Governor's Recommendation				
	GR	Federal	Other	Total	E		GR	Federal	Other	Total	E
PS	648,819	0	0	648,819		PS	648,819	0	0	648,819	
EE	71,868	0	0	71,868		EE	71,868	0	0	71,868	
PSD	0	0	0	0		PSD	0	0	0	0	
TRF	0	0	0	0		TRF	0	0	0	0	
Total	720,687	0	0	720,687		Total	720,687	0	0	720,687	
FTE	9.00	0.00	0.00	9.00		FTE	9.00	0.00	0.00	9.00	

Est. Fringe	289,791	0	0	289,791
--------------------	---------	---	---	---------

Note: Fringes budgeted in House Bill 5 except for certain fringes budgeted directly to MoDOT, Highway Patrol, and Conservation.

Est. Fringe	289,791	0	0	289,791
--------------------	---------	---	---	---------

Note: Fringes budgeted in House Bill 5 except for certain fringes budgeted directly to MoDOT, Highway Patrol, and Conservation.

Other Funds:

Other Funds:

2. CORE DESCRIPTION

The Commissioner's Office provides centralized services to the department, including legislative and policy issue research and tracking, legal counsel, and budget preparation and tracking. The statewide Office of Equal Opportunity (OEO) is also assigned to the Commissioner's Office. The core budget for OEO appears as a separate request.

3. PROGRAM LISTING (list programs included in this core funding)

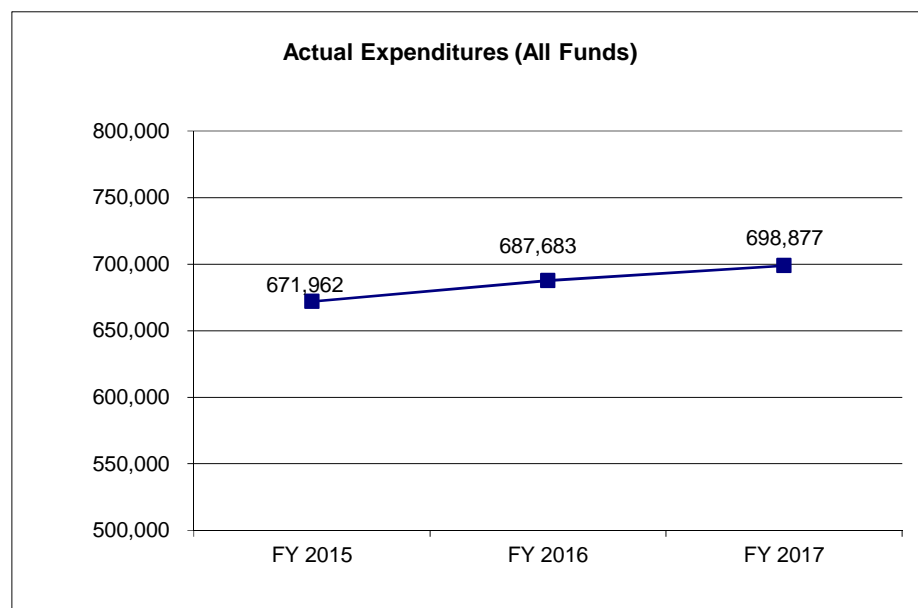
See OA Divisions' program listings.

CORE DECISION ITEM

Department	Office of Administration	Budget Unit	30203
Division	Commissioner's Office	HB Section	5.005
Core	Operating		

4. FINANCIAL HISTORY

	FY 2015 Actual	FY 2016 Actual	FY 2017 Actual	FY 2018 Current Yr.
Appropriation (All Funds)	712,388	708,907	721,637	720,687
Less Reverted (All Funds)	(21,372)	(21,224)	(21,649)	N/A
Less Restricted (All Funds)	0	0	0	N/A
Budget Authority (All Funds)	691,016	687,683	699,988	N/A
Actual Expenditures (All Funds)	671,962	687,683	698,877	N/A
Unexpended (All Funds)	19,054	0	1,111	N/A
Unexpended, by Fund:				
General Revenue	19,054	0	1,111	N/A
Federal	0	0	0	N/A
Other	0	0	0	N/A



Reverted includes the statutory three-percent reserve amount (when applicable).

Restricted includes any Governor's Expenditure Restrictions which remained at the end of the fiscal year (when applicable).

NOTES:

CORE RECONCILIATION DETAIL

STATE
COMMISSIONER'S OFFICE-OPER

5. CORE RECONCILIATION DETAIL

	Budget Class	FTE	GR	Federal	Other	Total	Explanation
TAFP AFTER VETOES							
	PS	9.00	648,819	0	0	648,819	
	EE	0.00	71,868	0	0	71,868	
	Total	9.00	720,687	0	0	720,687	
DEPARTMENT CORE REQUEST							
	PS	9.00	648,819	0	0	648,819	
	EE	0.00	71,868	0	0	71,868	
	Total	9.00	720,687	0	0	720,687	
GOVERNOR'S RECOMMENDED CORE							
	PS	9.00	648,819	0	0	648,819	
	EE	0.00	71,868	0	0	71,868	
	Total	9.00	720,687	0	0	720,687	

OA REPORT 10 FY 2019 GOVERNOR REC

DECISION ITEM DETAIL

Budget Unit	FY 2017	FY 2017	FY 2018	FY 2018	FY 2019	FY 2019	FY 2019	FY 2019
Decision Item	ACTUAL	ACTUAL	BUDGET	BUDGET	DEPT REQ	DEPT REQ	GOV REC	GOV REC
Budget Object Class	DOLLAR	FTE	DOLLAR	FTE	DOLLAR	FTE	DOLLAR	FTE
COMMISSIONER'S OFFICE-OPER								
CORE								
FISCAL & ADMINISTRATIVE MGR B2	37,958	0.60	63,200	1.00	63,200	1.00	63,200	1.00
HUMAN RESOURCES MGR B2	74,543	1.00	74,400	1.00	76,355	1.00	76,355	1.00
STATE DEPARTMENT DIRECTOR	133,242	1.04	128,225	1.00	128,225	1.00	128,225	1.00
ACTING/INTERIM STATE DEPT DIR	10,661	0.08	0	0.00	0	0.00	0	0.00
DEPUTY STATE DEPT DIRECTOR	0	0.00	113,972	1.00	123,120	1.00	123,120	1.00
DESIGNATED PRINCIPAL ASST DEPT	133,433	1.72	154,824	2.00	110,805	2.00	110,805	2.00
DESIGNATED PRINCIPAL ASST DIV	327	0.00	0	0.00	0	0.00	0	0.00
LEGAL COUNSEL	82,758	1.13	1	0.00	43,280	0.00	43,280	0.00
CHIEF COUNSEL	53,608	0.44	1	0.00	1	0.00	1	0.00
MISCELLANEOUS TECHNICAL	2,807	0.13	0	0.00	0	0.00	0	0.00
MISCELLANEOUS PROFESSIONAL	22,097	0.46	20,412	1.00	22,000	1.00	22,000	1.00
SPECIAL ASST PROFESSIONAL	11,270	0.14	42,893	1.00	80,000	1.00	80,000	1.00
SPECIAL ASST OFFICE & CLERICAL	63,851	1.38	50,891	1.00	1,833	1.00	1,833	1.00
TOTAL - PS	626,555	8.12	648,819	9.00	648,819	9.00	648,819	9.00
TRAVEL, IN-STATE	6,522	0.00	6,800	0.00	6,800	0.00	6,800	0.00
TRAVEL, OUT-OF-STATE	1,727	0.00	4,000	0.00	2,000	0.00	2,000	0.00
SUPPLIES	16,422	0.00	12,222	0.00	12,222	0.00	12,222	0.00
PROFESSIONAL DEVELOPMENT	2,621	0.00	13,037	0.00	3,037	0.00	3,037	0.00
COMMUNICATION SERV & SUPP	14,634	0.00	16,339	0.00	16,339	0.00	16,339	0.00
PROFESSIONAL SERVICES	10,270	0.00	13,870	0.00	11,870	0.00	11,870	0.00
OFFICE EQUIPMENT	2,335	0.00	1,500	0.00	1,500	0.00	1,500	0.00
OTHER EQUIPMENT	15,644	0.00	1,100	0.00	15,900	0.00	15,900	0.00
BUILDING LEASE PAYMENTS	0	0.00	1,200	0.00	400	0.00	400	0.00
MISCELLANEOUS EXPENSES	2,147	0.00	1,800	0.00	1,800	0.00	1,800	0.00
TOTAL - EE	72,322	0.00	71,868	0.00	71,868	0.00	71,868	0.00
GRAND TOTAL	\$698,877	8.12	\$720,687	9.00	\$720,687	9.00	\$720,687	9.00
GENERAL REVENUE	\$698,877	8.12	\$720,687	9.00	\$720,687	9.00	\$720,687	9.00
FEDERAL FUNDS	\$0	0.00	\$0	0.00	\$0	0.00	\$0	0.00
OTHER FUNDS	\$0	0.00	\$0	0.00	\$0	0.00	\$0	0.00

NEW DECISION ITEM
RANK: 5

Department: Office of Administration	Budget Unit 30203
Division: Commissioner's Office	
DI Name Census - Complete Count Committee DI# 1300029	HB Section 5.005

1. AMOUNT OF REQUEST

	FY 2019 Budget Request				E		FY 2019 Governor's Recommendation				E
	GR	Federal	Other	Total			GR	Federal	Other	Total	
PS	0	0	0	0	0	PS	110,000	0	0	110,000	
EE	0	0	0	0	0	EE	390,000	0	0	390,000	
PSD	0	0	0	0	0	PSD	0	0	0	0	
TRF	0	0	0	0	0	TRF	0	0	0	0	
Total	0	0	0	0		Total	500,000	0	0	500,000	
FTE	0.00	0.00	0.00	0.00		FTE	2.00	0.00	0.00	2.00	

Est. Fringe	0	0	0	0
--------------------	---	---	---	---

Note: Fringes budgeted in House Bill 5 except for certain fringes budgeted directly to MoDOT, Highway Patrol, and Conservation.

Est. Fringe	54,246	0	0	54,246
--------------------	--------	---	---	--------

Note: Fringes budgeted in House Bill 5 except for certain fringes budgeted directly to MoDOT, Highway Patrol, and Conservation.

Other Funds:

Other Funds:

2. THIS REQUEST CAN BE CATEGORIZED AS:

<input type="checkbox"/> New Legislation	<input checked="" type="checkbox"/> New Program	<input type="checkbox"/> Fund Switch
<input type="checkbox"/> Federal Mandate	<input type="checkbox"/> Program Expansion	<input type="checkbox"/> Cost to Continue
<input type="checkbox"/> GR Pick-Up	<input type="checkbox"/> Space Request	<input type="checkbox"/> Equipment Replacement
<input type="checkbox"/> Pay Plan	<input type="checkbox"/> Other: _____	

3. WHY IS THIS FUNDING NEEDED? PROVIDE AN EXPLANATION FOR ITEMS CHECKED IN #2. INCLUDE THE FEDERAL OR STATE STATUTORY OR CONSTITUTIONAL AUTHORIZATION FOR THIS PROGRAM.

The State's share of federal funding is determined by decennial census counts; it is estimated that for every one percent (1%) of population missed by the Census, the State risks the diversion of over \$1.1 billion of taxpayer money to other states. Missouri has groups of individuals who have historically not participated in the decennial census process and are omitted during counting. The cause is usually a distrust of the government or a lack awareness of the importance of being counted. Examples of these groups are remote rural communities, the impoverished, and minorities, to name a few. The funding will be used to establish a statewide committee which will work to see that all Missourians are counted in the 2020 Census and ensure that Missouri continues to receive its appropriate share of federal funds.

NEW DECISION ITEM

RANK: 5

Department: Office of Administration	Budget Unit <u>30203</u>
Division: Commissioner's Office	
DI Name Census - Complete Count Committee DI# 1300029	HB Section <u>5.005</u>

4. DESCRIBE THE DETAILED ASSUMPTIONS USED TO DERIVE THE SPECIFIC REQUESTED AMOUNT. (How did you determine that the requested number of FTE were appropriate? From what source or standard did you derive the requested levels of funding? Were alternatives such as outsourcing or automation considered? If based on new legislation, does request tie to TAFP fiscal note? If not, explain why. Detail which portions of the request are one-times and how those amounts were calculated.)

Past Complete Count Committees have been created through Governor's executive order . The Committees have consisted of members from all over the state who possess direct lines of contact with hard to count groups or specific geographic regions of the state, or both. Two FTE will be needed to support a group of this size and coordinate their efforts . A significant portion of the E&E funding will be used for advertising and targeted outreach to identified hard-to-count groups. The Census date is April 1, 2020 and a final report should be issued in early Fiscal Year 2021.

5. BREAK DOWN THE REQUEST BY BUDGET OBJECT CLASS, JOB CLASS, AND FUND SOURCE. IDENTIFY ONE-TIME COSTS.

Budget Object Class/Job Class	Dept Req	Dept Req	Dept Req	Dept Req	Dept Req	Dept Req	Dept Req	Dept Req	Dept Req	Dept Req	E
	GR	GR	FED	FED	OTHER	OTHER	TOTAL	TOTAL	One-Time		
	DOLLARS	FTE	DOLLARS	FTE	DOLLARS	FTE	DOLLARS	FTE	DOLLARS		
Total PS	0	0.0	0		0	0.0	0	0.0	0	0.0	0
	<u>0</u>	<u>0.0</u>	<u>0</u>		<u>0</u>	<u>0.0</u>	<u>0</u>	<u>0.0</u>	<u>0</u>	<u>0.0</u>	<u>0</u>
Total EE	<u>0</u>		<u>0</u>		<u>0</u>		<u>0</u>		<u>0</u>	<u>0</u>	
Program Distributions							0				
Total PSD	<u>0</u>		<u>0</u>		<u>0</u>		<u>0</u>		<u>0</u>	<u>0</u>	
Transfers											
Total TRF	<u>0</u>		<u>0</u>		<u>0</u>		<u>0</u>		<u>0</u>	<u>0</u>	
Grand Total	<u>0</u>	<u>0.0</u>	<u>0</u>		<u>0</u>	<u>0.0</u>	<u>0</u>	<u>0.0</u>	<u>0</u>	<u>0.0</u>	<u>0</u>

NEW DECISION ITEM
RANK: 5

Department: Office of Administration				Budget Unit <u>30203</u>						
Division: Commissioner's Office				HB Section <u>5.005</u>						
DI Name <u>Census - Complete Count Committee</u>		DI# <u>1300029</u>								
Budget Object Class/Job Class	Gov Rec GR DOLLARS	Gov Rec GR FTE	Gov Rec FED DOLLARS	Gov Rec FED FTE	Gov Rec OTHER DOLLARS	Gov Rec OTHER FTE	Gov Rec TOTAL DOLLARS	Gov Rec TOTAL FTE	Gov Rec One-Time DOLLARS	E
Miscellaneous Professional	110,000	2.0					110,000	2.0	0	
Total PS	110,000	2.0	0	0.0	0	0.0	110,000	2.0	0	
Travel, In-State	32,800		0		0		32,800		0	
Supplies	5,554		0		0		5,554		0	
Communication Serv & Supp	4,378		0		0		4,378		0	
Professional Services	335,597		0		0		335,597		0	
Real Property Rentals & Leases	8,135		0		0		8,135		0	
Equipment Rentals & Leases	3,537		0		0		3,537		0	
Total EE	390,000		0		0		390,000		0	
Program Distributions	0		0		0		0		0	
Total PSD	0		0		0		0		0	
Transfers	0		0		0		0		0	
Total TRF	0		0		0		0		0	
Grand Total	500,000	2.0	0	0.0	0	0.0	500,000	2.0	0	
<i>Note - funding needed through Fiscal Year 2020</i>										

NEW DECISION ITEM

RANK: 5

Department: Office of Administration	Budget Unit <u>30203</u>
Division: Commissioner's Office	
DI Name Census - Complete Count Committee DI# 1300029	HB Section <u>5.005</u>

6. PERFORMANCE MEASURES (If new decision item has an associated core, separately identify projected performance with & without additional funding.)

6a. Provide an effectiveness measure.

A 2020 Census self-response rate at, or above, the national rate.

The National mail-back response rate was 72% and Missouri's mail-back response rate was 73% as of April 27th, 2010.

6b. Provide an efficiency measure.

To achieve the desired effect at a cost per capita less than the national average.

6c. Provide the number of clients/individuals served, if applicable.

N/A

6d. Provide a customer satisfaction measure, if available.

N/A

7. STRATEGIES TO ACHIEVE THE PERFORMANCE MEASUREMENT TARGETS:

Create a statewide committee whose purpose is to develop and implement a strategy to encourage every resident of the State of Missouri to participate in the 2020 Census and be counted. The central focus of the committee will be to identify hard-to-count groups of individuals, then craft targeted outreach campaigns which encourage each group to take part in the Census and be counted.

OA REPORT 10 FY 2019 GOVERNOR REC

DECISION ITEM DETAIL

Budget Unit	FY 2017	FY 2017	FY 2018	FY 2018	FY 2019	FY 2019	FY 2019	FY 2019
Decision Item	ACTUAL	ACTUAL	BUDGET	BUDGET	DEPT REQ	DEPT REQ	GOV REC	GOV REC
Budget Object Class	DOLLAR	FTE	DOLLAR	FTE	DOLLAR	FTE	DOLLAR	FTE
COMMISSIONER'S OFFICE-OPER								
Census - 1300029								
MISCELLANEOUS PROFESSIONAL	0	0.00	0	0.00	0	0.00	110,000	2.00
TOTAL - PS	0	0.00	0	0.00	0	0.00	110,000	2.00
TRAVEL, IN-STATE	0	0.00	0	0.00	0	0.00	32,800	0.00
SUPPLIES	0	0.00	0	0.00	0	0.00	5,554	0.00
COMMUNICATION SERV & SUPP	0	0.00	0	0.00	0	0.00	4,378	0.00
PROFESSIONAL SERVICES	0	0.00	0	0.00	0	0.00	335,596	0.00
BUILDING LEASE PAYMENTS	0	0.00	0	0.00	0	0.00	8,135	0.00
EQUIPMENT RENTALS & LEASES	0	0.00	0	0.00	0	0.00	3,537	0.00
TOTAL - EE	0	0.00	0	0.00	0	0.00	390,000	0.00
GRAND TOTAL	\$0	0.00	\$0	0.00	\$0	0.00	\$500,000	2.00
GENERAL REVENUE	\$0	0.00	\$0	0.00	\$0	0.00	\$500,000	2.00
FEDERAL FUNDS	\$0	0.00	\$0	0.00	\$0	0.00	\$0	0.00
OTHER FUNDS	\$0	0.00	\$0	0.00	\$0	0.00	\$0	0.00

NEW DECISION ITEM
RANK: 5

Department Office of Administration	Budget Unit 30203
Division Commissioner's Office	
Business Transformation Management Office DI# 1300030	HB Section 5.005

1. AMOUNT OF REQUEST

	FY 2019 Budget Request				E		FY 2019 Governor's Recommendation				E
	GR	Federal	Other	Total			GR	Federal	Other	Total	
PS	0	0	0	0	0	PS	0	0	0	0	
EE	0	0	0	0	0	EE	1,957,000	0	0	1,957,000	
PSD	0	0	0	0	0	PSD	0	0	0	0	
TRF	0	0	0	0	0	TRF	0	0	0	0	
Total	0	0	0	0	0	Total	1,957,000	0	0	1,957,000	
FTE	0.00	0.00	0.00	0.00	0.00	FTE	0.00	0.00	0.00	0.00	

Est. Fringe	0	0	0	0
--------------------	---	---	---	---

Note: Fringes budgeted in House Bill 5 except for certain fringes budgeted directly to MoDOT, Highway Patrol, and Conservation.

Est. Fringe	0	0	0	0
--------------------	---	---	---	---

Note: Fringes budgeted in House Bill 5 except for certain fringes budgeted directly to MoDOT, Highway Patrol, and Conservation.

Other Funds:

Other Funds:

2. THIS REQUEST CAN BE CATEGORIZED AS:

<input type="checkbox"/> New Legislation	<input checked="" type="checkbox"/> New Program	<input type="checkbox"/> Fund Switch
<input type="checkbox"/> Federal Mandate	<input type="checkbox"/> Program Expansion	<input type="checkbox"/> Cost to Continue
<input type="checkbox"/> GR Pick-Up	<input type="checkbox"/> Space Request	<input type="checkbox"/> Equipment Replacement
<input type="checkbox"/> Pay Plan	<input type="checkbox"/> Other: _____	

3. WHY IS THIS FUNDING NEEDED? PROVIDE AN EXPLANATION FOR ITEMS CHECKED IN #2. INCLUDE THE FEDERAL OR STATE STATUTORY OR CONSTITUTIONAL AUTHORIZATION FOR THIS PROGRAM.

The Office of Administration will serve as the core coordinator of the effort to transform how the State of Missouri executive departments conduct their business to deliver for the citizens of Missouri. This effort will involve the transformation of the state's approach to workforce (including pay-for-performance and leadership development), IT investments and project implementation, redesign of core processes (e.g., lean, program management), and citizen satisfaction.

This funding is requested to hire external consultant support to help OA design, build, and implement a Business Transformation Management Office (BTMO). Best practice is for such a comprehensive effort to be supported by a central BTMO. A BTMO sets the standards to implement and measure progress of a complex transformation. It also coordinates communications to the workforce. It should be staffed by experienced project managers and change management practitioners equipped with best-in-class tools and techniques. The State of Missouri currently lacks such a capability. The external consulting support, in addition to sharing best practices and tools, will help building project management capabilities among state employees to scale and sustain the BTMO effort.

NEW DECISION ITEM

RANK: 5

Department Office of Administration	Budget Unit 30203
Division Commissioner's Office	
Business Transformation Management Office DI# 1300030	HB Section 5.005

4. DESCRIBE THE DETAILED ASSUMPTIONS USED TO DERIVE THE SPECIFIC REQUESTED AMOUNT. (How did you determine that the requested number of FTE were appropriate? From what source or standard did you derive the requested levels of funding? Were alternatives such as outsourcing or automation considered? If based on new legislation, does request tie to TAFP fiscal note? If not, explain why. Detail which portions of the request are one-times and how those amounts were calculated.)

Estimate of costs is based upon other governments' change programs of comparable scale, scope, and complexity. Estimates for individual training programs, individual consultants, and team configurations based upon representative selection of consulting services from the US Government General Services Administration, Mission Oriented Business Integrated Services (MOBIS) Schedule, and the single GSA Schedule Price List (called the Professional Services Schedule or PSS).

5. BREAK DOWN THE REQUEST BY BUDGET OBJECT CLASS, JOB CLASS, AND FUND SOURCE. IDENTIFY ONE-TIME COSTS.

Budget Object Class/Job Class	Dept Req	Dept Req	Dept Req	Dept Req	Dept Req	Dept Req	Dept Req	Dept Req	Dept Req	Dept Req	E
	GR	GR	FED	FED	OTHER	OTHER	TOTAL	TOTAL	One-Time		
	DOLLARS	FTE	DOLLARS	FTE	DOLLARS	FTE	DOLLARS	FTE	DOLLARS		
							0				
							0	0.0			
Total PS	0	0.0	0	0.0	0	0.0	0	0.0	0	0	
							0				
							0				
Total EE	0		0		0		0			0	
Program Distributions							0				
Total PSD	0		0		0		0			0	
Transfers							0				
Total TRF	0		0		0		0			0	
Grand Total	0	0.0	0	0.0	0	0.0	0	0.0	0	0	

NEW DECISION ITEM

RANK: 5

Department Office of Administration					Budget Unit <u>30203</u>					
Division Commissioner's Office										
Business Transformation Management Office <u>DI# 1300030</u>					HB Section <u>5.005</u>					
Budget Object Class/Job Class	Gov Rec GR DOLLARS	Gov Rec GR FTE	Gov Rec FED DOLLARS	Gov Rec FED FTE	Gov Rec OTHER DOLLARS	Gov Rec OTHER FTE	Gov Rec TOTAL DOLLARS	Gov Rec TOTAL FTE	Gov Rec One-Time DOLLARS	E
							0			
							0	0.0		
Total PS	0	0.0	0	0.0	0	0.0	0	0.0	0	
400 - Professional Services	1,957,000						1,957,000			
							0			
Total EE	1,957,000		0		0		1,957,000		0	
							0			
Total PSD	0		0		0		0		0	
Transfers										
Total TRF	0		0		0		0		0	
Grand Total	1,957,000	0.0	0	0.0	0	0.0	1,957,000	0.0	0	

NEW DECISION ITEM

RANK: 5

Department Office of Administration	Budget Unit <u>30203</u>
Division Commissioner's Office	
Business Transformation Management Office DI# 1300030	HB Section <u>5.005</u>

6. PERFORMANCE MEASURES (If new decision item has an associated core, separately identify projected performance with & without additional funding.)

6a. Provide an effectiveness measure.

Project management capabilities: number and skill level of State of Missouri employees trained to support BTMO activities

Project delivery: milestones achieved on time and on budget

Project impact: measured in efficiencies, cost reductions, and improved delivery of services (internal and citizen-facing).

6b. Provide an efficiency measure.

See effectiveness measures.

6c. Provide the number of clients/individuals served, if applicable.

The BTMO will impact employees across all 16 executive branch departments, and, ultimately, the provision of services to all citizens of Missouri through improved government efficiency and effectiveness.

6d. Provide a customer satisfaction measure, if available.

The BTMO's customer satisfaction and performance will be measured by quarterly surveys of key internal stakeholders (e.g., Governor's Office, 16 departments' leadership teams, workforce) and citizen satisfaction.

7. STRATEGIES TO ACHIEVE THE PERFORMANCE MEASUREMENT TARGETS:

- Project management capability building
- Project management best practices adoption and implementation
- Communications training
- Root cause problem solving training and related best practices (e.g., Lean Six Sigma training)

OA REPORT 10 FY 2019 GOVERNOR REC

DECISION ITEM DETAIL

Budget Unit	FY 2017	FY 2017	FY 2018	FY 2018	FY 2019	FY 2019	FY 2019	FY 2019
Decision Item	ACTUAL	ACTUAL	BUDGET	BUDGET	DEPT REQ	DEPT REQ	GOV REC	GOV REC
Budget Object Class	DOLLAR	FTE	DOLLAR	FTE	DOLLAR	FTE	DOLLAR	FTE
COMMISSIONER'S OFFICE-OPER								
Business Transformation Office - 1300030								
PROFESSIONAL SERVICES	0	0.00	0	0.00	0	0.00	1,957,000	0.00
TOTAL - EE	0	0.00	0	0.00	0	0.00	1,957,000	0.00
GRAND TOTAL	\$0	0.00	\$0	0.00	\$0	0.00	\$1,957,000	0.00
GENERAL REVENUE	\$0	0.00	\$0	0.00	\$0	0.00	\$1,957,000	0.00
FEDERAL FUNDS	\$0	0.00	\$0	0.00	\$0	0.00	\$0	0.00
OTHER FUNDS	\$0	0.00	\$0	0.00	\$0	0.00	\$0	0.00

NEW DECISION ITEM
RANK: 5

Department Office of Administration	Budget Unit 30203
Division Commissioner's Office	
Medicaid Organization Reform Project DI# 1300031	HB Section 5.005

1. AMOUNT OF REQUEST

	FY 2019 Budget Request				E
	GR	Federal	Other	Total	
PS	0	0	0	0	
EE	0	0	0	0	
PSD	0	0	0	0	
TRF	0	0	0	0	
Total	0	0	0	0	

FTE 0.00 0.00 0.00 0.00

Est. Fringe	0	0	0	0
--------------------	---	---	---	---

Note: Fringes budgeted in House Bill 5 except for certain fringes budgeted directly to MoDOT, Highway Patrol, and Conservation.

Other Funds:

	FY 2019 Governor's Recommendation				E
	GR	Federal	Other	Total	
PS	0	0	0	0	
EE	993,000	0	0	993,000	
PSD	0	0	0	0	
TRF	0	0	0	0	
Total	993,000	0	0	993,000	

FTE 0.00 0.00 0.00 0.00

Est. Fringe	0	0	0	0
--------------------	---	---	---	---

Note: Fringes budgeted in House Bill 5 except for certain fringes budgeted directly to MoDOT, Highway Patrol, and Conservation.

Other Funds:

2. THIS REQUEST CAN BE CATEGORIZED AS:

<input checked="" type="checkbox"/> New Legislation	<input type="checkbox"/> New Program	<input type="checkbox"/> Fund Switch
<input type="checkbox"/> Federal Mandate	<input type="checkbox"/> Program Expansion	<input type="checkbox"/> Cost to Continue
<input type="checkbox"/> GR Pick-Up	<input type="checkbox"/> Space Request	<input type="checkbox"/> Equipment Replacement
<input type="checkbox"/> Pay Plan	<input type="checkbox"/> Other: _____	

3. WHY IS THIS FUNDING NEEDED? PROVIDE AN EXPLANATION FOR ITEMS CHECKED IN #2. INCLUDE THE FEDERAL OR STATE STATUTORY OR CONSTITUTIONAL AUTHORIZATION FOR THIS PROGRAM.

This funding request is to conduct an independent, objective assessment of the State of Missouri's organization for Medicaid. Funding healthcare programs and the rising costs of state healthcare expenditures are placing significant strains on the State of Missouri's budget. Cost containment is therefore critical. The State of Missouri is accelerating its campaign to reduce healthcare expenditures while also ensuring quality health outcomes for our citizens. Unlike the vast majority of other states, Missouri's Medicaid programs are split across three departments -- Department of Social Services, Department of Mental Health, and Department of Health & Senior Services. One possible long-term opportunity to reduce costs while achieving better health outcomes is by optimizing the state's organization and management of Medicaid programs. The project by independent consultants, with both private and public sector experience, would assess the current Missouri organizations and develop potential options to optimize their organization for future performance. Such options could range from improving efficiency within the current 3 department structure to some form of reorganization to reduce administrative overhead, clarify decision-making and accountability, and improve delivery of services. Other options could include consideration of innovative block grants or other approaches.

NEW DECISION ITEM

RANK: 5

Department Office of Administration	Budget Unit 30203
Division Commissioner's Office	
Medicaid Organization Reform Project DI# 1300031	HB Section 5.005

4. DESCRIBE THE DETAILED ASSUMPTIONS USED TO DERIVE THE SPECIFIC REQUESTED AMOUNT. (How did you determine that the requested number of FTE were appropriate? From what source or standard did you derive the requested levels of funding? Were alternatives such as outsourcing or automation considered? If based on new legislation, does request tie to TAFP fiscal note? If not, explain why. Detail which portions of the request are one-times and how those amounts were calculated.)

Estimate of costs is based upon other governments' change programs of comparable scale, scope, and complexity. Estimates individual consultants, team configurations, and associated research and analytic support based upon representative selection of consulting services from the US Government General Services Administration, Mission Oriented Business Integrated Services (MOBIS) Schedule, and the single GSA Schedule Price List (called the Professional Services Schedule or PSS).

5. BREAK DOWN THE REQUEST BY BUDGET OBJECT CLASS, JOB CLASS, AND FUND SOURCE. IDENTIFY ONE-TIME COSTS.

Budget Object Class/Job Class	Dept Req	Dept Req	Dept Req	Dept Req	Dept Req	Dept Req	Dept Req	Dept Req	Dept Req	Dept Req	E
	GR	GR	FED	FED	OTHER	OTHER	TOTAL	TOTAL	One-Time		
	DOLLARS	FTE	DOLLARS	FTE	DOLLARS	FTE	DOLLARS	FTE	DOLLARS		
							0				
							0	0.0			
Total PS	0	0.0	0	0.0	0	0.0	0	0.0	0		
							0				
							0				
Total EE	0		0		0		0		0		
Program Distributions							0				
Total PSD	0		0		0		0		0		
Transfers							0				
Total TRF	0		0		0		0		0		
Grand Total	0	0.0	0	0.0	0	0.0	0	0.0	0		

NEW DECISION ITEM

RANK: 5

Department Office of Administration		Budget Unit 30203	
Division Commissioner's Office			
Medicaid Organization Reform Project DI# 1300031		HB Section 5.005	

Budget Object Class/Job Class	Gov Rec GR DOLLARS	Gov Rec GR FTE	Gov Rec FED DOLLARS	Gov Rec FED FTE	Gov Rec OTHER DOLLARS	Gov Rec OTHER FTE	Gov Rec TOTAL DOLLARS	Gov Rec TOTAL FTE	Gov Rec One-Time DOLLARS	E
							0			
							0	0.0		
Total PS	0	0.0	0	0.0	0	0.0	0	0.0	0	
400 - Professional Services	993,000						993,000			
							0			
Total EE	993,000		0		0		993,000		0	
							0			
Total PSD	0		0		0		0		0	
Transfers										
Total TRF	0		0		0		0		0	
Grand Total	993,000	0.0	0	0.0	0	0.0	993,000	0.0	0	

NEW DECISION ITEM

RANK: 5

Department Office of Administration	Budget Unit <u>30203</u>
Division Commissioner's Office	
Medicaid Organization Reform Project DI# 1300031	HB Section <u>5.005</u>

6. PERFORMANCE MEASURES (If new decision item has an associated core, separately identify projected performance with & without additional funding.)

6a. Provide an effectiveness measure.

This project would analyze the State of Missouri's current organization for Medicaid programs, compare to benchmarks and beset practices from other states and medical payer organizations, and develop options with preliminary implementation requirements.

The main measures of effectiveness, therefore, will be the consultants delivering all deliverables on schedule and budget.

6b. Provide an efficiency measure.

This project would analyze the State of Missouri's current organization for Medicaid programs, compare to benchmarks and beset practices from other states and medical payer organizations, and develop options with preliminary implementation requirements.

The main measures of efficiency, therefore, will be the definition of a project delivery schedule in line with industry best practices and then the consultants delivering all deliverables on that schedule and budget.

6c. Provide the number of clients/individuals served, if applicable.

The Office of Administration, the Governor's Office, and the leadership of the Departments of Social Services, Mental Health, and Health & Senior Services will be the principal customers for this project.

6d. Provide a customer satisfaction measure, if available.

The Office of Administration, the Governor's Office, and the leadership of the Departments of Social Services, Mental Health, and Health & Senior Services will be the principal customers for this project. We will conduct regular assessments of project status at critical milestones to ensure delivery of all deliverables. The General Assembly will also be briefed on the project's conclusions.

7. STRATEGIES TO ACHIEVE THE PERFORMANCE MEASUREMENT TARGETS:

Success will require the engagement of senior leaders of the different departments, making available data and other resources to support any analyses, and rigorous, senior level project management. Such support will help accelerate the consultants' work and also ensure any recommendations reflect the particular operational factors that may be unique to Missouri healthcare.

OA REPORT 10 FY 2019 GOVERNOR REC

DECISION ITEM DETAIL

Budget Unit	FY 2017	FY 2017	FY 2018	FY 2018	FY 2019	FY 2019	FY 2019	FY 2019
Decision Item	ACTUAL	ACTUAL	BUDGET	BUDGET	DEPT REQ	DEPT REQ	GOV REC	GOV REC
Budget Object Class	DOLLAR	FTE	DOLLAR	FTE	DOLLAR	FTE	DOLLAR	FTE
COMMISSIONER'S OFFICE-OPER								
Medicaid Org Reform Project - 1300031								
PROFESSIONAL SERVICES	0	0.00	0	0.00	0	0.00	993,000	0.00
TOTAL - EE	0	0.00	0	0.00	0	0.00	993,000	0.00
GRAND TOTAL	\$0	0.00	\$0	0.00	\$0	0.00	\$993,000	0.00
GENERAL REVENUE	\$0	0.00	\$0	0.00	\$0	0.00	\$993,000	0.00
FEDERAL FUNDS	\$0	0.00	\$0	0.00	\$0	0.00	\$0	0.00
OTHER FUNDS	\$0	0.00	\$0	0.00	\$0	0.00	\$0	0.00

OA REPORT 9 FY 2019 GOVERNOR REC

DECISION ITEM SUMMARY

Budget Unit								
Decision Item	FY 2017	FY 2017	FY 2018	FY 2018	FY 2019	FY 2019	FY 2019	FY 2019
Budget Object Summary	ACTUAL	ACTUAL	BUDGET	BUDGET	DEPT REQ	DEPT REQ	GOV REC	GOV REC
Fund	DOLLAR	FTE	DOLLAR	FTE	DOLLAR	FTE	DOLLAR	FTE
OFF EQUAL OPPORTUNITY								
CORE								
PERSONAL SERVICES								
GENERAL REVENUE	197,473	6.05	226,244	5.50	290,859	6.50	290,859	6.50
TOTAL - PS	197,473	6.05	226,244	5.50	290,859	6.50	290,859	6.50
EXPENSE & EQUIPMENT								
GENERAL REVENUE	97,842	0.00	78,222	0.00	83,722	0.00	83,722	0.00
OFFICE OF ADMIN-DONATED FUND	10,450	0.00	0	0.00	0	0.00	0	0.00
TOTAL - EE	108,292	0.00	78,222	0.00	83,722	0.00	83,722	0.00
TOTAL	305,765	6.05	304,466	5.50	374,581	6.50	374,581	6.50
Pay Plan - 0000012								
PERSONAL SERVICES								
GENERAL REVENUE	0	0.00	0	0.00	0	0.00	2,275	0.00
TOTAL - PS	0	0.00	0	0.00	0	0.00	2,275	0.00
TOTAL	0	0.00	0	0.00	0	0.00	2,275	0.00
GRAND TOTAL	\$305,765	6.05	\$304,466	5.50	\$374,581	6.50	\$376,856	6.50

CORE DECISION ITEM

Department: Office of Administration	Budget Unit 30207
Division: Commissioner's Office	
Core: Office of Equal Opportunity	HB Section 5.005

1. CORE FINANCIAL SUMMARY

	FY 2019 Budget Request						FY 2019 Governor's Recommendation				
	GR	Federal	Other	Total	E		GR	Federal	Other	Total	E
PS	290,859	0	0	290,859		PS	290,859	0	0	290,859	
EE	83,722	0	0	83,722		EE	83,722	0	0	83,722	
PSD	0	0	0	0		PSD	0	0	0	0	
TRF	0	0	0	0		TRF	0	0	0	0	
Total	374,581	0	0	374,581		Total	374,581	0	0	374,581	
FTE	6.50	0.00	0.00	6.50		FTE	6.50	0.00	0.00	6.50	
Est. Fringe	156,507	0	0	156,507		Est. Fringe	156,507	0	0	156,507	

Note: Fringes budgeted in House Bill 5 except for certain fringes budgeted directly to MoDOT, Highway Patrol, and Conservation.

Note: Fringes budgeted in House Bill 5 except for certain fringes budgeted directly to MoDOT, Highway Patrol, and Conservation.

Other Funds:

Other Funds:

2. CORE DESCRIPTION

The Office of Equal Opportunity is governed by Executive Order 10-24. The Director of OEO serves as the State Employment Opportunity (EEO) Officer. The OEO Director has the primary responsibility of assisting in the coordination and implementation of workforce diversity programs throughout all departments of the executive branch of state government, and for advising the Governor on issues regarding equal employment opportunity, workforce diversity, and efforts to administer workforce diversity action goals and timetables for implementation throughout the departments of the executive branch.

Additionally, the Director of OEO serves as the State's Chief Compliance Officer for the executive branch of state government, to ensure that the State of Missouri is complying with all federal and state laws concerning equal employment opportunity and workforce diversity. OEO assists each department in developing a Workforce Diversity Plan. Additionally, the State EEO Officer reviews progress reports of the departments and meets bi-annually with each department director to evaluate departmental results and determine the course of future workforce diversity goals, timetables, recruiting, planning and implementation. The results of each meeting are reported in writing to the Commissioner of Administration.

OEO submits a report to the Governor and the Commissioner of Administration annually, which summarizes the activities of each department and contains recommendations for additional programs that will help accomplish the goals of Executive Order 10-24. The Director of OEO has primary responsibility for assisting in the coordination of affirmative action throughout all departments of the executive branch of state government, including programs to increase M/WBE participation in contracting opportunities, and advising the Governor on issues regarding equal employment opportunity, affirmative action, and efforts to administer minority and women participation goals and timetables for implementation throughout the departments of the executive branch.

CORE DECISION ITEM

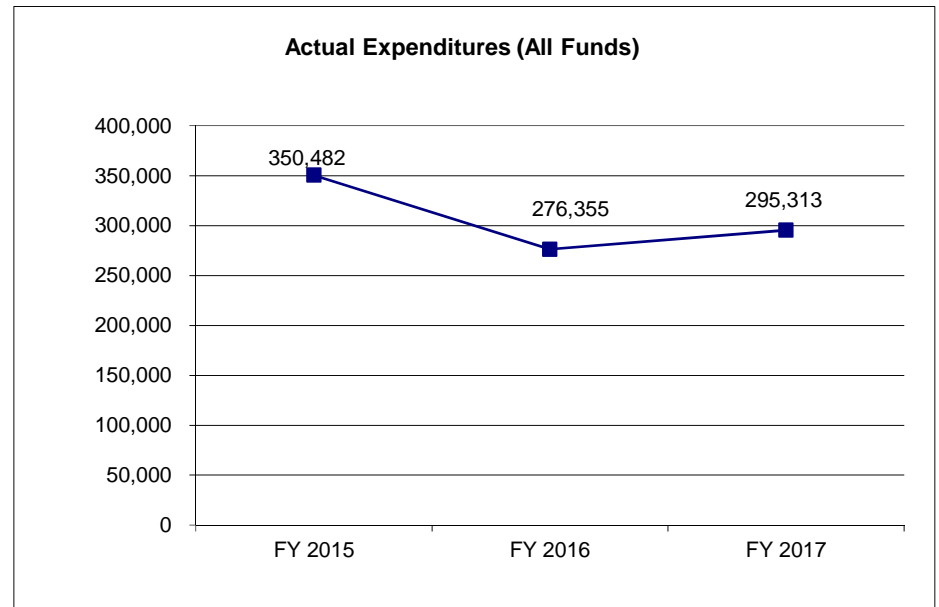
Department: Office of Administration	Budget Unit 30207
Division: Commissioner's Office	
Core: Office of Equal Opportunity	HB Section 5.005

3. PROGRAM LISTING (list programs included in this core funding)

Office of Equal Opportunity

4. FINANCIAL HISTORY

	FY 2015 Actual	FY 2016 Actual	FY 2017 Actual	FY 2018 Current Yr.
Appropriation (All Funds)	1,298,841	380,030	384,466	304,466
Less Reverted (All Funds)	(8,965)	(9,001)	(9,134)	N/A
Less Restricted (All Funds)	0	0	N/A	N/A
Budget Authority (All Funds)	1,289,876	371,029	375,332	N/A
Actual Expenditures (All Funds)	350,482	276,355	295,313	N/A
Unexpended (All Funds)	939,394	94,674	80,019	N/A
Unexpended, by Fund:				
General Revenue	8,896	16,924	18	N/A
Federal	0	0	0	N/A
Other	930,498	77,750	69,550	N/A



Reverted includes the statutory three-percent reserve amount (when applicable).

Restricted includes any Governor's Expenditure Restrictions which remained at the end of the fiscal year (when applicable).

NOTES: Disparity study-donated funds authority were the "other" funds

CORE RECONCILIATION DETAIL

STATE
OFF EQUAL OPPORTUNITY

5. CORE RECONCILIATION DETAIL

				Budget Class	FTE	GR	Federal	Other	Total	Explanation
TAFP AFTER VETOES										
				PS	5.50	226,244	0	0	226,244	
				EE	0.00	78,222	0	0	78,222	
				Total	5.50	304,466	0	0	304,466	
DEPARTMENT CORE ADJUSTMENTS										
Core Reallocation	700	3568	PS	1.00	64,615	0	0	64,615	64,615	Reallocating resources and experience within OA.
Core Reallocation	700	3571	EE	0.00	5,500	0	0	5,500	5,500	Reallocating resources and experience within OA.
NET DEPARTMENT CHANGES					1.00	70,115	0	0	70,115	
DEPARTMENT CORE REQUEST										
				PS	6.50	290,859	0	0	290,859	
				EE	0.00	83,722	0	0	83,722	
				Total	6.50	374,581	0	0	374,581	
GOVERNOR'S RECOMMENDED CORE										
				PS	6.50	290,859	0	0	290,859	
				EE	0.00	83,722	0	0	83,722	
				Total	6.50	374,581	0	0	374,581	

FLEXIBILITY REQUEST FORM

BUDGET UNIT NUMBER: 30207	DEPARTMENT: Office of Administration
BUDGET UNIT NAME: Office of Equal Opportunity	
HOUSE BILL SECTION: 5.005	DIVISION: Commissioner's Office

1. Provide the amount by fund of personal service flexibility and the amount by fund of expense and equipment flexibility you are requesting in dollar and percentage terms and explain why the flexibility is needed. If flexibility is being requested among divisions, provide the amount by fund of flexibility you are requesting in dollar and percentage terms and explain why the flexibility is needed.

DEPARTMENT REQUEST

PS/EE flexibility of 50% would allow the Office of Equal Opportunity to effectively manage limited resources for additional FTE or EE expenditures as needed for the current fiscal year.

2. Estimate how much flexibility will be used for the budget year. How much flexibility was used in the Prior Year Budget and the Current Year Budget? Please specify the amount.

PRIOR YEAR ACTUAL AMOUNT OF FLEXIBILITY USED	CURRENT YEAR ESTIMATED AMOUNT OF FLEXIBILITY THAT WILL BE USED	BUDGET REQUEST ESTIMATED AMOUNT OF FLEXIBILITY THAT WILL BE USED
\$21,967	Unknown	Unknown

3. Please explain how flexibility was used in the prior and/or current years.

PRIOR YEAR EXPLAIN ACTUAL USE	CURRENT YEAR EXPLAIN PLANNED USE
Flexibility was used in FY17 from PS to E&E to help cover expenses for multiple outreach events, including the first youth diversity day.	Flexibility would be used to effectively manage limited resources as needed for FTE or EE expenditures.

OA REPORT 10 FY 2019 GOVERNOR REC

DECISION ITEM DETAIL

Budget Unit	FY 2017	FY 2017	FY 2018	FY 2018	FY 2019	FY 2019	FY 2019	FY 2019
Decision Item	ACTUAL	ACTUAL	BUDGET	BUDGET	DEPT REQ	DEPT REQ	GOV REC	GOV REC
Budget Object Class	DOLLAR	FTE	DOLLAR	FTE	DOLLAR	FTE	DOLLAR	FTE
OFF EQUAL OPPORTUNITY								
CORE								
SR OFFICE SUPPORT ASSISTANT	10,197	0.40	0	0.00	3,000	0.00	3,000	0.00
MINORITY/WOMEN CERT COOR	0	0.00	1	0.00	1	0.00	1	0.00
MINORITY PURCHASING ASST	28,189	1.00	28,206	1.00	31,243	1.00	31,243	1.00
MANAGEMENT ANALYSIS SPEC II	0	0.00	46,058	1.00	46,058	1.00	46,058	1.00
PLANNER II	13,095	0.31	41,570	1.00	41,570	1.00	41,570	1.00
FISCAL & ADMINISTRATIVE MGR B1	50,959	1.00	0	0.00	5,000	0.00	5,000	0.00
HUMAN RESOURCES MGR B1	0	0.00	0	0.00	64,615	1.00	64,615	1.00
DESIGNATED PRINCIPAL ASST DEPT	26,856	0.43	83,037	1.00	70,000	1.00	70,000	1.00
CLERK	620	0.01	11,985	0.50	13,985	0.50	13,985	0.50
MISCELLANEOUS TECHNICAL	23,239	0.53	15,386	1.00	15,386	1.00	15,386	1.00
MISCELLANEOUS PROFESSIONAL	8,750	1.25	0	0.00	0	0.00	0	0.00
SPECIAL ASST PROFESSIONAL	23,619	0.61	1	0.00	1	0.00	1	0.00
SPECIAL ASST OFFICE & CLERICAL	11,949	0.51	0	0.00	0	0.00	0	0.00
TOTAL - PS	197,473	6.05	226,244	5.50	290,859	6.50	290,859	6.50
TRAVEL, IN-STATE	7,222	0.00	5,767	0.00	10,767	0.00	10,767	0.00
TRAVEL, OUT-OF-STATE	1,420	0.00	0	0.00	0	0.00	0	0.00
SUPPLIES	6,730	0.00	6,412	0.00	6,412	0.00	6,412	0.00
PROFESSIONAL DEVELOPMENT	5,107	0.00	1,500	0.00	2,500	0.00	2,500	0.00
COMMUNICATION SERV & SUPP	4,084	0.00	7,000	0.00	7,000	0.00	7,000	0.00
PROFESSIONAL SERVICES	70,461	0.00	50,107	0.00	50,107	0.00	50,107	0.00
M&R SERVICES	1,582	0.00	2,350	0.00	1,350	0.00	1,350	0.00
OFFICE EQUIPMENT	1,270	0.00	1,986	0.00	1,986	0.00	1,986	0.00
OTHER EQUIPMENT	3,156	0.00	1,000	0.00	1,000	0.00	1,000	0.00
BUILDING LEASE PAYMENTS	1,300	0.00	1,500	0.00	1,500	0.00	1,500	0.00
EQUIPMENT RENTALS & LEASES	515	0.00	100	0.00	100	0.00	100	0.00
MISCELLANEOUS EXPENSES	5,445	0.00	500	0.00	1,000	0.00	1,000	0.00
TOTAL - EE	108,292	0.00	78,222	0.00	83,722	0.00	83,722	0.00
GRAND TOTAL	\$305,765	6.05	\$304,466	5.50	\$374,581	6.50	\$374,581	6.50
GENERAL REVENUE	\$295,315	6.05	\$304,466	5.50	\$374,581	6.50	\$374,581	6.50
FEDERAL FUNDS	\$0	0.00	\$0	0.00	\$0	0.00	\$0	0.00
OTHER FUNDS	\$10,450	0.00	\$0	0.00	\$0	0.00	\$0	0.00

PROGRAM DESCRIPTION

Department: Office of Administration	HB Section(s): 5.005
Program Name: Office of Equal Opportunity	
Program is found in the following core budget(s): Office of Equal Opportunity	

1a. What strategic priority does this program address?

Ensure employment and procurement diversity.

1b. What does this program do?

The Office of Equal Opportunity (OEO) has the primary responsibility for ensuring that the state of Missouri's workforce is diverse and that policies and practices support an inclusive culture that complies with all applicable laws, and provides equal opportunity for all employees to realize their full potential. Additionally, OEO administers the certification of Minority/Woman-owned Business Enterprise (M/WBE) program. OEO encourages and facilitates the utilization of M/WBEs by state executive departments to assure maximum opportunity for M/WBEs to participate in state procurements.

2. What is the authorization for this program, i.e., federal or state statute, etc.? (Include the federal program number, if applicable.)

The Office of Equal Opportunity was established by Executive Order 10-24.

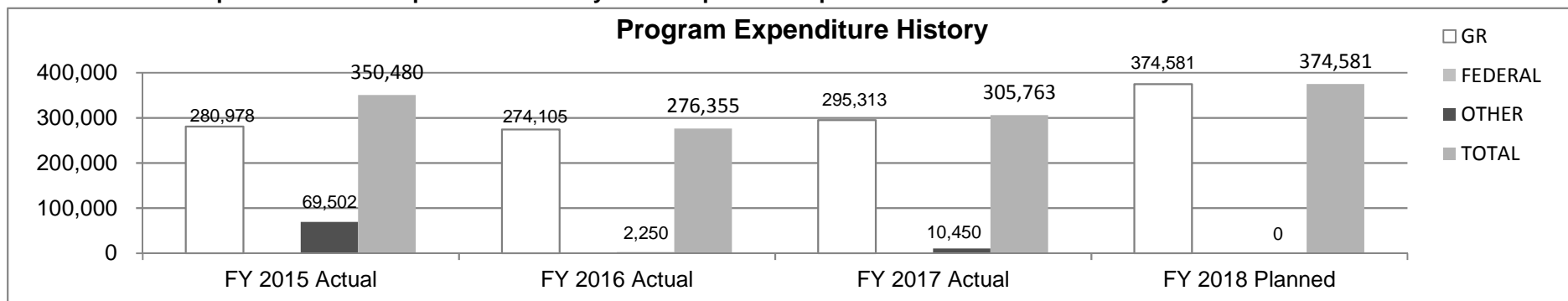
3. Are there federal matching requirements? If yes, please explain.

No.

4. Is this a federally mandated program? If yes, please explain.

No.

5. Provide actual expenditures for the prior three fiscal years and planned expenditures for the current fiscal year.



6. What are the sources of the "Other " funds?

Office of Administration Donated Fund (0722) and Missouri Humanities Council Trust Fund (0177)

PROGRAM DESCRIPTION

Department: Office of Administration	HB Section(s): 5.005
Program Name: Office of Equal Opportunity	
Program is found in the following core budget(s): Office of Equal Opportunity	

7a. Provide an effectiveness measure.

New Online M/WBE Application, improved applicant assistance & customer service , faster processing times

	<u>2015</u>	<u>2016</u>	<u>2017</u>	<u>Increase/ Decrease 2016-2017</u>	<u>% Change 2016-2017</u>
New Certifications Processed	88	141	181	40	22.10%
Recertifications Processed	567	605	673	68	10.10%
New Certification Denials	43	34	23	-11	-47.83%
Total Applications	698	780	877	97	

Number of certified M/WBEs compared to other states (similar demographics)

		Missouri	Michigan	Ohio	Indiana	Pennsylvania
Certified M/WBE Totals	2017	1,260	1,397	1,419	1,461	1,614

Comparison of State of Missouri's Executive Departments Workforce and 2016 Missouri Census Population Estimates

<u>Ethnicity</u>	<u>Executive Departments Workforce</u>	<u>2016 Population Estimate</u>
White	85.13%	83.24%
Black / African American	11.82%	11.80%
Hispanic / Latino	1.09%	4.10%
Asian American	0.97%	2.00%
American Indian / Native Alaskan	0.53%	0.56%
Native Hawaiian / Other Pacific islander	0.04%	0.15%
Two or More Races	0.43%	2.23%

PROGRAM DESCRIPTION

Department: Office of Administration

HB Section(s): 5.005

Program Name: Office of Equal Opportunity

Program is found in the following core budget(s): Office of Equal Opportunity

7b. Provide an efficiency measure.

Average Days to process certifications with no additional FTEs

	<u>2015</u>	<u>2016</u>	<u>2017</u>	<u>Increase/ Decrease 2016-2017</u>	<u>% Change 2016-2017</u>
New Certifications	71	60	40	-20	-50.00%

7c. Provide the number of clients/individuals served, if applicable.

	<u>2015</u>	<u>2016</u>	<u>2017</u>	<u>Increase/ Decrease 2016-2017</u>	<u>% Change 2016-2017</u>
Total No. of New Certifications	88	141	181	40	22.10%
Total No. of Outreach/Educational Events	22	34	55	21	38.18%
Total No. of Facebook Followers	10	66	402	336	83.58%
Total No. of Phone Calls	3,069	5,529	6,550	1,021	15.59%
Total No. of Emails	2,979	4,875	3,550	-1,325	-37.32%
Total No. of New User Web Page Sessions	17,802	20,389	22,244	1,855	8.34%

7d. Provide a customer satisfaction measure, if available.

The ease and convenience of the OEO online application system, implemented in FY2016, provides OEO with a centralized data management system that allows for accurate data reporting. It also provides M/WBE applicants the opportunity to review content at any point during the application process, making it easy to correct errors while lessening the time it takes to call certification specialists. The increase in Outreach/Educational Events has not only increased minority and women-owned businesses' willingness to become OEO M/WBE certified vendors, but has also expanded OEO's social media outreach. There has been an increase in the program's visibility and the awareness of our services among potential users or those who will refer them. The program is well regarded by businesses in the community and also by vendors, as obtaining the State of Missouri M/WBE certification provides greater opportunities for M/WBEs to bid on state contracts. A significant number of applicants recognize the benefits of certification which include the listing of all certified M/WBE vendors on OEO's Directory of Certified M/WBE vendors. Both contractors and state agencies use this site as a resource in soliciting certified minority and/or women participation in ongoing projects.

OA REPORT 9 FY 2019 GOVERNOR REC

DECISION ITEM SUMMARY

Budget Unit								
Decision Item	FY 2017	FY 2017	FY 2018	FY 2018	FY 2019	FY 2019	FY 2019	FY 2019
Budget Object Summary	ACTUAL	ACTUAL	BUDGET	BUDGET	DEPT REQ	DEPT REQ	GOV REC	GOV REC
Fund	DOLLAR	FTE	DOLLAR	FTE	DOLLAR	FTE	DOLLAR	FTE
ACCOUNTING - OPERATING								
CORE								
PERSONAL SERVICES								
GENERAL REVENUE	2,083,541	48.36	2,150,125	49.00	2,149,086	49.00	2,149,086	49.00
TOTAL - PS	2,083,541	48.36	2,150,125	49.00	2,149,086	49.00	2,149,086	49.00
EXPENSE & EQUIPMENT								
GENERAL REVENUE	116,131	0.00	116,895	0.00	116,895	0.00	116,895	0.00
TOTAL - EE	116,131	0.00	116,895	0.00	116,895	0.00	116,895	0.00
TOTAL	2,199,672	48.36	2,267,020	49.00	2,265,981	49.00	2,265,981	49.00
Pay Plan - 0000012								
PERSONAL SERVICES								
GENERAL REVENUE	0	0.00	0	0.00	0	0.00	27,300	0.00
TOTAL - PS	0	0.00	0	0.00	0	0.00	27,300	0.00
TOTAL	0	0.00	0	0.00	0	0.00	27,300	0.00
GRAND TOTAL	\$2,199,672	48.36	\$2,267,020	49.00	\$2,265,981	49.00	\$2,293,281	49.00

CORE DECISION ITEM

Department Office of Administration	Budget Unit 30404
Division Accounting	
Core - Operating	HB Section 5.010

1. CORE FINANCIAL SUMMARY

	FY 2019 Budget Request						FY 2019 Governor's Recommendation				
	GR	Federal	Other	Total	E		GR	Federal	Other	Total	E
PS	2,149,086	0	0	2,149,086		PS	2,149,086	0	0	2,149,086	
EE	116,895	0	0	116,895		EE	116,895	0	0	116,895	
PSD	0	0	0	0		PSD	0	0	0	0	
TRF	0	0	0	0		TRF	0	0	0	0	
Total	2,265,981	0	0	2,265,981		Total	2,265,981	0	0	2,265,981	
FTE	49.00	0.00	0.00	49.00		FTE	49.00	0.00	0.00	49.00	

Est. Fringe	1,166,891	0	0	1,166,891
--------------------	-----------	---	---	-----------

Note: Fringes budgeted in House Bill 5 except for certain fringes budgeted directly to MoDOT, Highway Patrol, and Conservation.

Est. Fringe	1,166,891	0	0	1,166,891
--------------------	-----------	---	---	-----------

Note: Fringes budgeted in House Bill 5 except for certain fringes budgeted directly to MoDOT, Highway Patrol, and Conservation.

Other Funds:

Other Funds:

2. CORE DESCRIPTION

This core request is to fund the operations of the Division of Accounting. The Division provides a central payroll processing function, central accounting service, and a statewide financial reporting function for the State of Missouri. This includes producing payroll ACH/checks and vendor payments. The Division also prepares and distributes comprehensive, accurate and timely financial reports for the State of Missouri. In addition, the Division is responsible for monitoring and oversight of the employee benefits programs; providing support and oversight for issuance of debt; and oversight of all Office of Administration payments. The Division is also responsible for the administration of social security coverage for state and political subdivision employees.

3. PROGRAM LISTING (list programs included in this core funding)

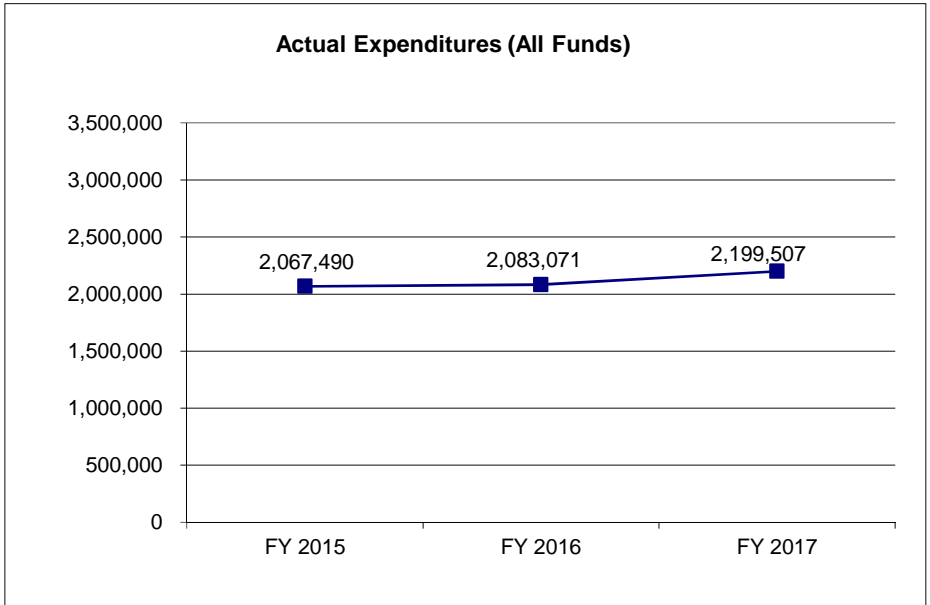
Accounting Operations

CORE DECISION ITEM

Department Office of Administration	Budget Unit <u>30404</u>
Division Accounting	
Core - Operating	HB Section <u>5.010</u>

4. FINANCIAL HISTORY

	FY 2015 Actual	FY 2016 Actual	FY 2017 Actual	FY 2018 Current Yr.
Appropriation (All Funds)	2,215,169	2,226,481	2,268,674	2,267,020
Less Reverted (All Funds)	(66,455)	(66,795)	(68,060)	(68,011)
Less Restricted (All Funds)*	0	0	0	N/A
Budget Authority (All Funds)	2,148,714	2,159,686	2,200,614	2,199,009
Actual Expenditures (All Funds)	2,067,490	2,083,071	2,199,507	N/A
Unexpended (All Funds)	81,224	76,615	1,107	N/A
Unexpended, by Fund:				
General Revenue	81,224	76,615	1,107	N/A
Federal	0	0	0	N/A
Other	0	0	0	N/A



Reverted includes the statutory three-percent reserve amount (when applicable).

Restricted includes any Governor's Expenditure Restrictions which remained at the end of the fiscal year (when applicable).

NOTES:

CORE RECONCILIATION DETAIL

STATE
ACCOUNTING - OPERATING

5. CORE RECONCILIATION DETAIL

	Budget Class	FTE	GR	Federal	Other	Total	Explanation
TAFP AFTER VETOES							
	PS	49.00	2,150,125	0	0	2,150,125	
	EE	0.00	116,895	0	0	116,895	
	Total	49.00	2,267,020	0	0	2,267,020	
DEPARTMENT CORE ADJUSTMENTS							
Transfer Out	919 0154 PS	0.00	(1,039)	0	0	(1,039)	Transfer to HB 12 - Gov Office
	NET DEPARTMENT CHANGES	0.00	(1,039)	0	0	(1,039)	
DEPARTMENT CORE REQUEST							
	PS	49.00	2,149,086	0	0	2,149,086	
	EE	0.00	116,895	0	0	116,895	
	Total	49.00	2,265,981	0	0	2,265,981	
GOVERNOR'S RECOMMENDED CORE							
	PS	49.00	2,149,086	0	0	2,149,086	
	EE	0.00	116,895	0	0	116,895	
	Total	49.00	2,265,981	0	0	2,265,981	

FLEXIBILITY REQUEST FORM

BUDGET UNIT NUMBER: 30404	DEPARTMENT: Office of Administration
BUDGET UNIT NAME: Accounting Operations	
HOUSE BILL SECTION: 5.010	DIVISION: Accounting Operating Core

1. Provide the amount by fund of personal service flexibility and the amount by fund of expense and equipment flexibility you are requesting in dollar and percentage terms and explain why the flexibility is needed. If flexibility is being requested among divisions, provide the amount by fund of flexibility you are requesting in dollar and percentage terms and explain why the flexibility is needed.

DEPARTMENT REQUEST

This request is for 5% flex from personal service to expense and equipment appropriations to support operations expenses. (Same as FY18 TAFP).

2. Estimate how much flexibility will be used for the budget year. How much flexibility was used in the Prior Year Budget and the Current Year Budget? Please specify the amount.

PRIOR YEAR ACTUAL AMOUNT OF FLEXIBILITY USED	CURRENT YEAR ESTIMATED AMOUNT OF FLEXIBILITY THAT WILL BE USED	BUDGET REQUEST ESTIMATED AMOUNT OF FLEXIBILITY THAT WILL BE USED
N/A	N/A	N/A

3. Please explain how flexibility was used in the prior and/or current years.

PRIOR YEAR EXPLAIN ACTUAL USE	CURRENT YEAR EXPLAIN PLANNED USE
N/A	N/A

OA REPORT 10 FY 2019 GOVERNOR REC

DECISION ITEM DETAIL

Budget Unit	FY 2017	FY 2017	FY 2018	FY 2018	FY 2019	FY 2019	FY 2019	FY 2019
Decision Item	ACTUAL	ACTUAL	BUDGET	BUDGET	DEPT REQ	DEPT REQ	GOV REC	GOV REC
Budget Object Class	DOLLAR	FTE	DOLLAR	FTE	DOLLAR	FTE	DOLLAR	FTE
ACCOUNTING - OPERATING								
CORE								
ACCOUNT CLERK II	30,873	1.13	106,644	4.00	0	0.00	0	0.00
ACCOUNTANT I	242,669	7.43	425,768	12.00	254,216	7.00	254,216	7.00
ACCOUNTANT II	281,854	7.29	346,715	9.00	269,448	7.00	269,448	7.00
ACCOUNTANT III	45,155	1.00	45,192	1.00	45,192	1.00	45,192	1.00
ACCOUNTING SPECIALIST I	201,813	5.28	192,293	5.00	153,989	4.00	153,989	4.00
ACCOUNTING SPECIALIST II	64,744	1.58	126,552	3.00	126,552	3.00	126,552	3.00
ACCOUNTING SPECIALIST III	48,426	1.00	48,852	1.00	48,852	1.00	48,852	1.00
ACCOUNTING CLERK	56,730	2.20	0	0.00	106,644	4.00	106,644	4.00
ACCOUNTING GENERALIST I	171,263	5.34	0	0.00	209,856	6.00	209,856	6.00
ACCOUNTING GENERALIST II	56,612	1.52	0	0.00	76,228	2.00	76,228	2.00
RESEARCH ANAL II	36,894	1.00	36,924	1.00	36,924	1.00	36,924	1.00
EXECUTIVE I	42,745	1.00	42,780	1.00	42,780	1.00	42,780	1.00
EXECUTIVE II	45,523	1.00	46,056	1.00	46,056	1.00	46,056	1.00
CHILDREN'S SERVICE WORKER II	165	0.01	0	0.00	0	0.00	0	0.00
FISCAL & ADMINISTRATIVE MGR B1	193,334	3.89	202,315	4.00	202,315	4.00	202,315	4.00
FISCAL & ADMINISTRATIVE MGR B2	259,881	3.95	259,922	4.00	259,922	4.00	259,922	4.00
FISCAL & ADMINISTRATIVE MGR B3	172,942	2.00	173,084	2.00	173,084	2.00	173,084	2.00
DIVISION DIRECTOR	98,601	1.00	97,028	1.00	97,028	1.00	97,028	1.00
DESIGNATED PRINCIPAL ASST DIV	769	0.01	0	0.00	0	0.00	0	0.00
LEGAL COUNSEL	3,374	0.04	0	0.00	0	0.00	0	0.00
MISCELLANEOUS PROFESSIONAL	22,303	0.60	0	0.00	0	0.00	0	0.00
SPECIAL ASST PROFESSIONAL	6,733	0.09	0	0.00	0	0.00	0	0.00
CHIEF OPERATING OFFICER	138	0.00	0	0.00	0	0.00	0	0.00
TOTAL - PS	2,083,541	48.36	2,150,125	49.00	2,149,086	49.00	2,149,086	49.00
TRAVEL, IN-STATE	551	0.00	1,915	0.00	1,915	0.00	1,915	0.00
TRAVEL, OUT-OF-STATE	1,422	0.00	3,498	0.00	2,998	0.00	2,998	0.00
SUPPLIES	13,944	0.00	22,422	0.00	13,422	0.00	13,422	0.00
PROFESSIONAL DEVELOPMENT	17,281	0.00	19,068	0.00	17,068	0.00	17,068	0.00
COMMUNICATION SERV & SUPP	16,370	0.00	17,000	0.00	17,000	0.00	17,000	0.00
PROFESSIONAL SERVICES	43,253	0.00	43,492	0.00	43,492	0.00	43,492	0.00
M&R SERVICES	1,440	0.00	3,000	0.00	2,000	0.00	2,000	0.00
OFFICE EQUIPMENT	3,281	0.00	6,500	0.00	4,500	0.00	4,500	0.00

OA REPORT 10 FY 2019 GOVERNOR REC

DECISION ITEM DETAIL

Budget Unit	FY 2017	FY 2017	FY 2018	FY 2018	FY 2019	FY 2019	FY 2019	FY 2019
Decision Item	ACTUAL	ACTUAL	BUDGET	BUDGET	DEPT REQ	DEPT REQ	GOV REC	GOV REC
Budget Object Class	DOLLAR	FTE	DOLLAR	FTE	DOLLAR	FTE	DOLLAR	FTE
ACCOUNTING - OPERATING								
CORE								
OTHER EQUIPMENT	18,283	0.00	0	0.00	14,500	0.00	14,500	0.00
MISCELLANEOUS EXPENSES	306	0.00	0	0.00	0	0.00	0	0.00
TOTAL - EE	116,131	0.00	116,895	0.00	116,895	0.00	116,895	0.00
GRAND TOTAL	\$2,199,672	48.36	\$2,267,020	49.00	\$2,265,981	49.00	\$2,265,981	49.00
GENERAL REVENUE	\$2,199,672	48.36	\$2,267,020	49.00	\$2,265,981	49.00	\$2,265,981	49.00
FEDERAL FUNDS	\$0	0.00	\$0	0.00	\$0	0.00	\$0	0.00
OTHER FUNDS	\$0	0.00	\$0	0.00	\$0	0.00	\$0	0.00

PROGRAM DESCRIPTION

Department Office of Administration
Program Name Accounting Operations
Program is found in the following core budget(s): Accounting Operating

HB Section(s): 5.010

1a. What strategic priority does this program address?

Increase efficiency in accounting functions

1b. What does this program do?

This program provides a central payroll processing function, central accounting services function, and the statewide financial reporting function for the State of Missouri. The payroll function includes producing state employee's payroll checks or direct deposits and producing W-2s and ACA Forms. The central accounting services function produces vendor payment checks and ACH transactions and produces 1099's. This program also assists with maintaining the Statewide Accounting System (SAM II). This includes establishing coding structure, maintaining system tables, preparing the chart of accounts for the system, and monitoring system assurance reports. The financial reporting portion of this program is responsible for producing the Comprehensive Annual Financial Report (CAFR), the annual Appropriation Activity Report, and the Statewide Cost Allocation Plan (SWCAP). The financial reporting area monitors general revenue cash flow activity on both daily and monthly basis. Reports produced are essential to sound financial management of the State. Financial reporting also provides continuing disclosure information for outstanding debt to the Municipal Securities Rulemaking Board in accordance with the Securities and Exchange Commission's Section (b) (5) of SEC Rule 15c12. Financial reporting also includes processing and oversight of all Office of Administration payments. The program is also responsible for the administration of social security coverage for state and political subdivision employees.

2. What is the authorization for this program, i.e., federal or state statute, etc.? (Include the federal program number, if applicable.)

Chapter 33, RSMo and SEC Rule 15c2-12

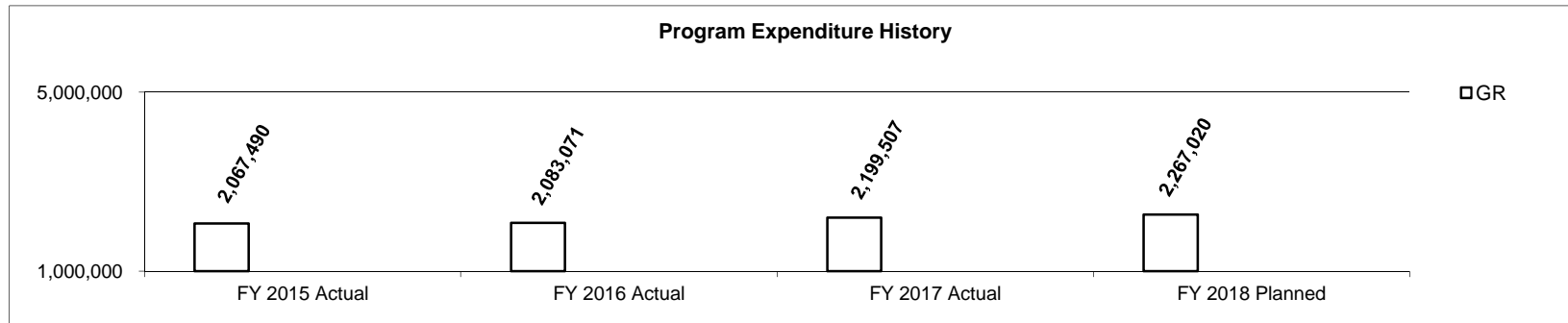
3. Are there federal matching requirements? If yes, please explain.

No

4. Is this a federally mandated program? If yes, please explain.

No

5. Provide actual expenditures for the prior three fiscal years and planned expenditures for the current fiscal year.



Includes personal service and expense and equipment costs for support staff for the Debt Management Program, CMIA, and Other Federal Payment Program. Not cost beneficial to break those cost out because of the overlap of staff duties.

PROGRAM DESCRIPTION

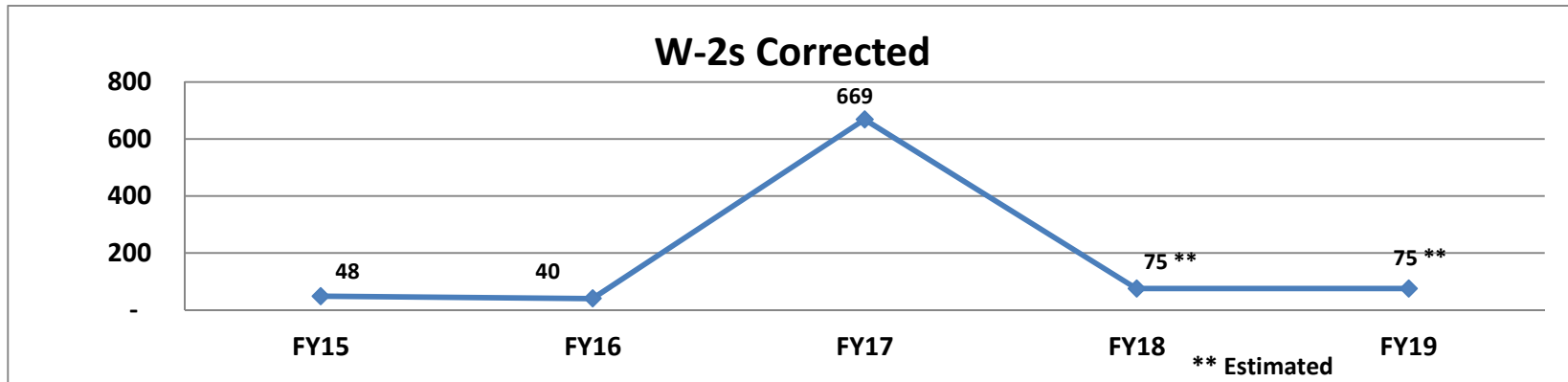
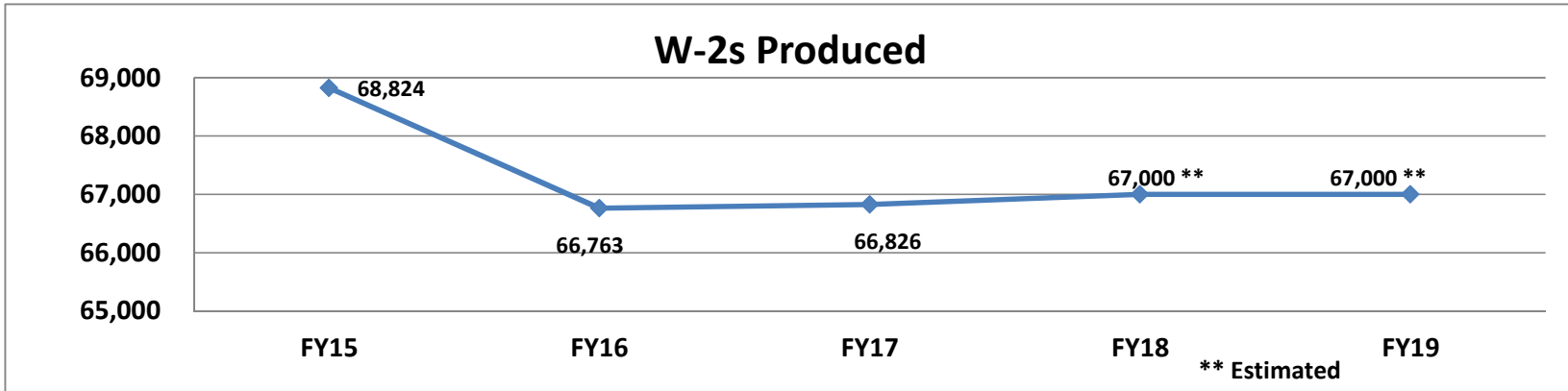
Department Office of Administration
Program Name Accounting Operations
Program is found in the following core budget(s): Accounting Operating

HB Section(s): 5.010

6. What are the sources of the "Other " funds?

N/A

7a. Provide an effectiveness measure.

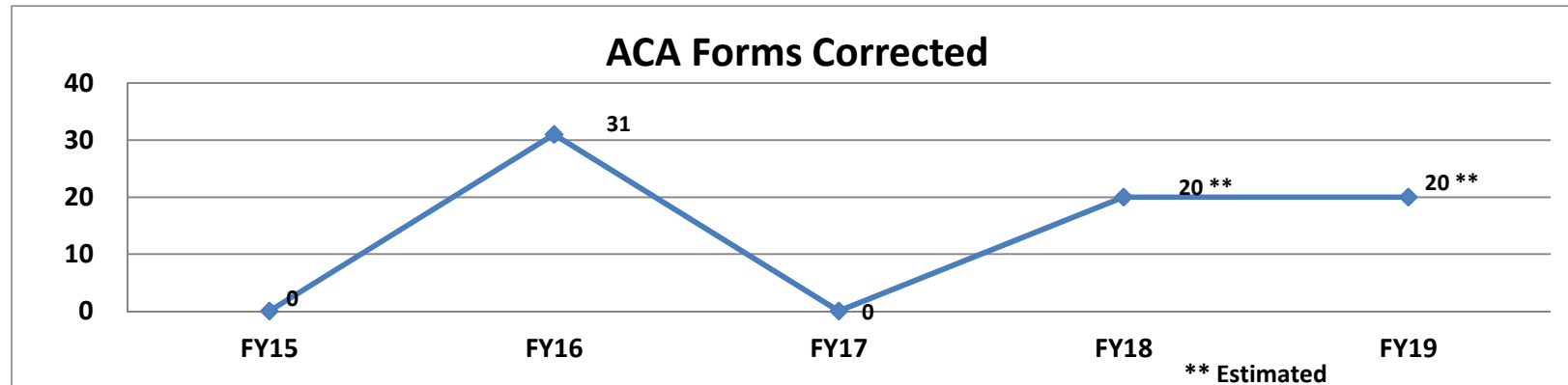
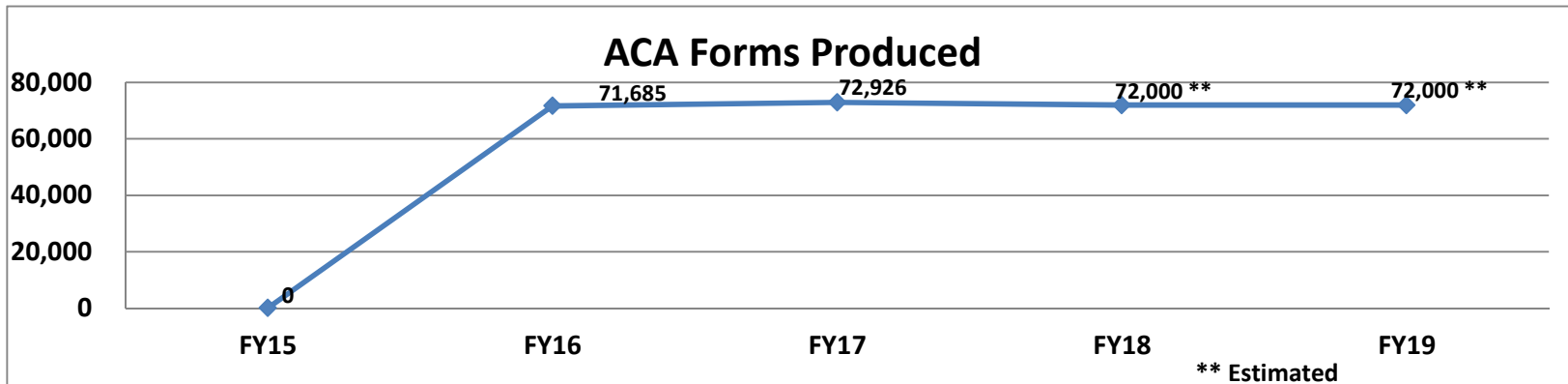


PROGRAM DESCRIPTION

Department Office of Administration
Program Name Accounting Operations
Program is found in the following core budget(s): Accounting Operating

HB Section(s): 5.010

7a. Provide an effectiveness measure (continued).

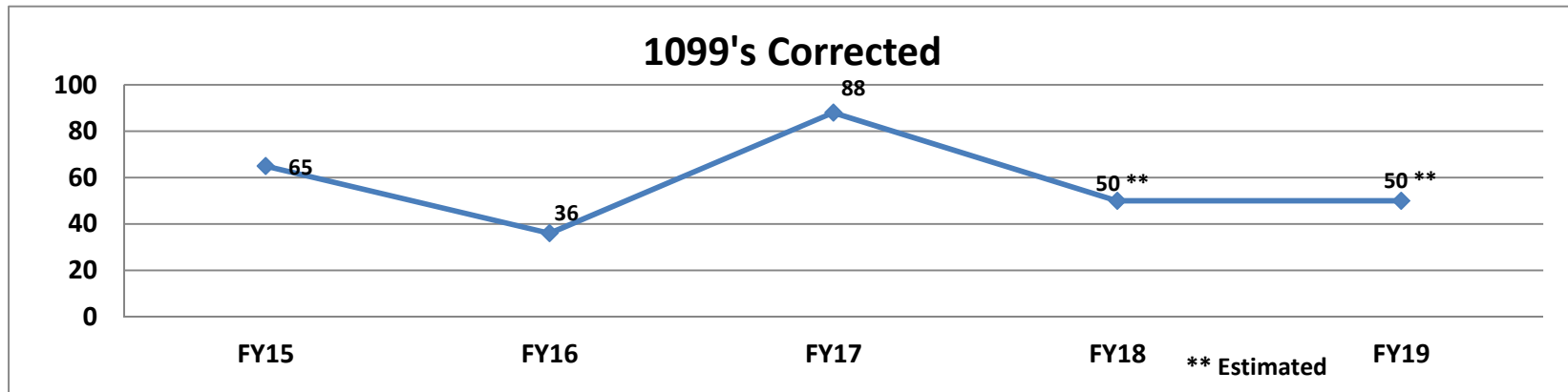
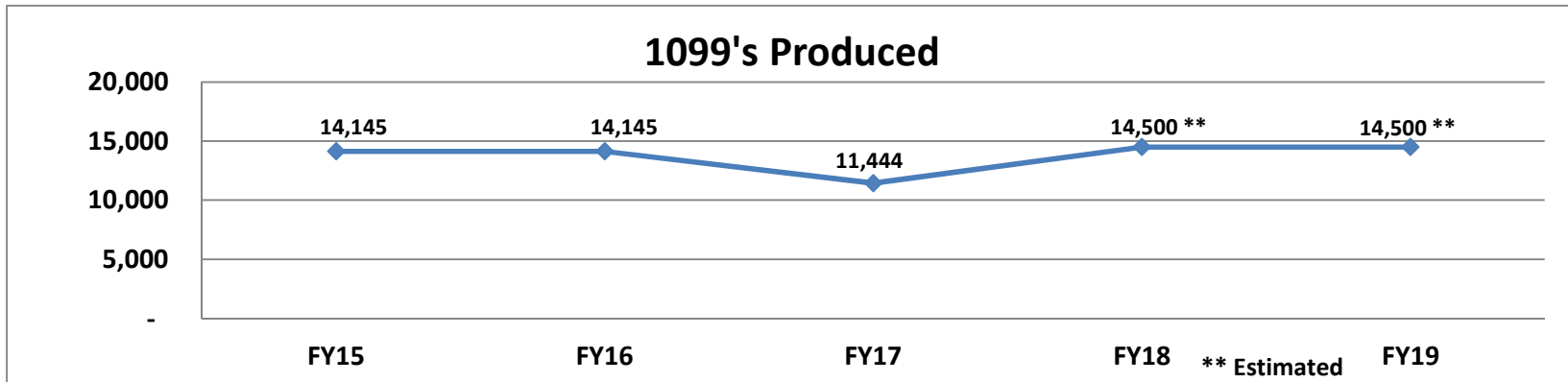


PROGRAM DESCRIPTION

Department Office of Administration
Program Name Accounting Operations
Program is found in the following core budget(s): Accounting Operating

HB Section(s): 5.010

7a. Provide an effectiveness measure (continued).



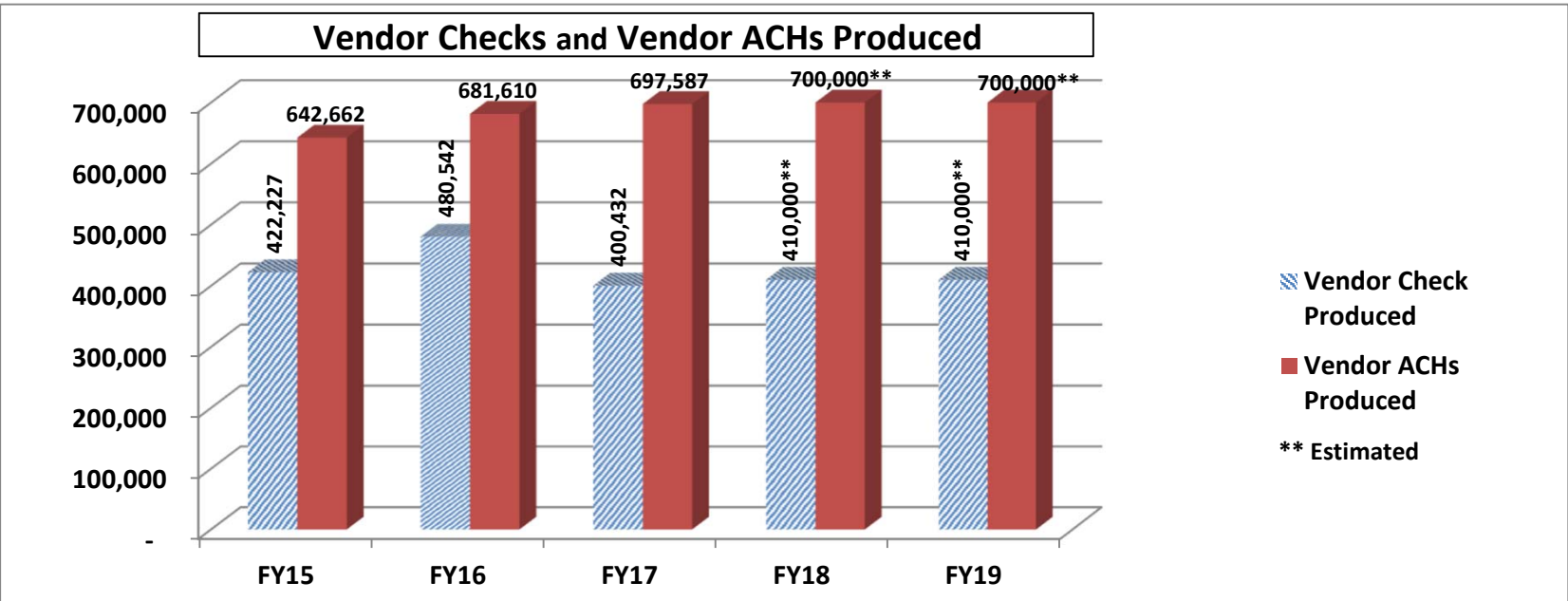
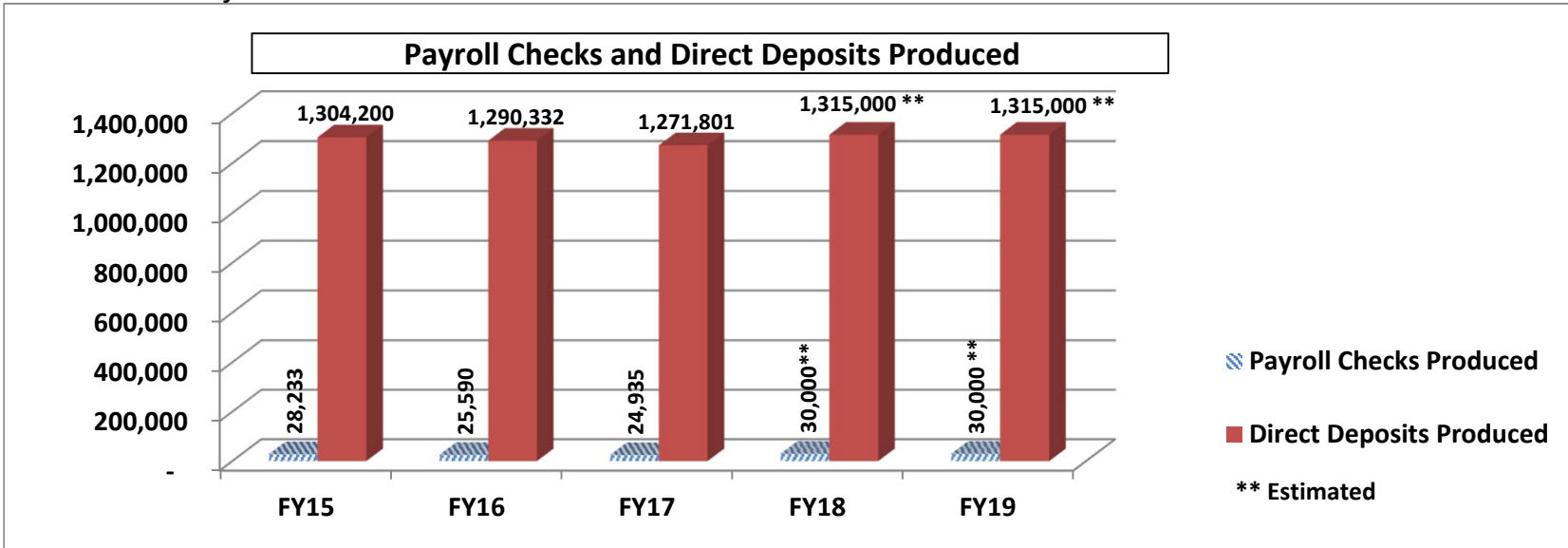
Financial reports are also critical in sound financial management, maintaining the State's AAA bond rating, and complying with the Securities and Exchange Commission regulations.

PROGRAM DESCRIPTION

Department Office of Administration
 Program Name Accounting Operations
 Program is found in the following core budget(s): Accounting Operating

HB Section(s): 5.010

7b. Provide an efficiency measure.



PROGRAM DESCRIPTION

Department Office of Administration		HB Section(s): 5.010			
Program Name Accounting Operations					
Program is found in the following core budget(s): Accounting Operating					
		Date Produced			
Financial Reports		FY 13	FY 14	FY 15	FY 16
CAFR produced within six months after the fiscal year ended (December 31).		1/10/2014	1/12/2015	1/14/2016	12/30/2016
Appropriation Activity produced 60-days after close of the fiscal year (September 30).		9/25/2013	9/16/2014	9/25/2015	9/29/2016
7c. Provide the number of clients/individuals served, if applicable.					
Average Number of Active ⁽¹⁾ Employees on the HR System (July 2016-July 2017)		56,040			
Average Number of Active Vendors on the Vendor File (FY 2017)		120,095			
⁽¹⁾ Includes full-time and part-time.					
7d. Provide a customer satisfaction measure, if available.					
Measure	FY 2014	FY 2015	FY 2016	FY 2017	
# of Payroll checks corrected	2,437	1,924	2,047	2,492	
# of Payroll errors corrected	21,292	46,009	27,271	11,634	
# of Financial documents corrected	11,690	11,280	10,759	9,030	
# of lines of Financial documents corrected	47,624	47,550	47,203	39,274	

OA REPORT 9 FY 2019 GOVERNOR REC

DECISION ITEM SUMMARY

Budget Unit								
Decision Item	FY 2017	FY 2017	FY 2018	FY 2018	FY 2019	FY 2019	FY 2019	FY 2019
Budget Object Summary	ACTUAL	ACTUAL	BUDGET	BUDGET	DEPT REQ	DEPT REQ	GOV REC	GOV REC
Fund	DOLLAR	FTE	DOLLAR	FTE	DOLLAR	FTE	DOLLAR	FTE
BUDGET & PLANNING - OPER								
CORE								
PERSONAL SERVICES								
GENERAL REVENUE	1,520,880	25.42	1,655,666	26.00	1,654,871	26.00	1,639,871	26.00
TOTAL - PS	1,520,880	25.42	1,655,666	26.00	1,654,871	26.00	1,639,871	26.00
EXPENSE & EQUIPMENT								
GENERAL REVENUE	70,822	0.00	74,941	0.00	72,200	0.00	68,600	0.00
TOTAL - EE	70,822	0.00	74,941	0.00	72,200	0.00	68,600	0.00
TOTAL	1,591,702	25.42	1,730,607	26.00	1,727,071	26.00	1,708,471	26.00
Pay Plan - 0000012								
PERSONAL SERVICES								
GENERAL REVENUE	0	0.00	0	0.00	0	0.00	3,900	0.00
TOTAL - PS	0	0.00	0	0.00	0	0.00	3,900	0.00
TOTAL	0	0.00	0	0.00	0	0.00	3,900	0.00
GRAND TOTAL	\$1,591,702	25.42	\$1,730,607	26.00	\$1,727,071	26.00	\$1,712,371	26.00

CORE DECISION ITEM

Department: Office of Administration	Budget Unit	30530
Division : Budget and Planning		
Core : Operating	HB Section	5.015

1. CORE FINANCIAL SUMMARY

	FY 2019 Budget Request						FY 2019 Governor's Recommendation				
	GR	Federal	Other	Total	E		GR	Federal	Other	Total	E
PS	1,654,871	0	0	1,654,871		PS	1,639,871	0	0	1,639,871	
EE	72,200	0	0	72,200		EE	68,600	0	0	68,600	
PSD	0	0	0	0		PSD	0	0	0	0	
TRF	0	0	0	0		TRF	0	0	0	0	
Total	1,727,071	0	0	1,727,071		Total	1,708,471	0	0	1,708,471	
FTE	26.00	0.00	0.00	26.00		FTE	26.00	0.00	0.00	26.00	

Est. Fringe	771,985	0	0	771,985
--------------------	---------	---	---	---------

Note: Fringes budgeted in House Bill 5 except for certain fringes budgeted directly to MoDOT, Highway Patrol, and Conservation.

Est. Fringe	767,530	0	0	767,530
--------------------	---------	---	---	---------

Note: Fringes budgeted in House Bill 5 except for certain fringes budgeted directly to MoDOT, Highway Patrol, and Conservation.

Other Funds:

Other Funds:

2. CORE DESCRIPTION

This core request represents resources for continued operation of the Division of Budget and Planning. Chapter 33, RSMo, charges the Division to assist in management of the Executive Branch. The division analyzes state government programs and provides recommendations and information to the Commissioner of Administration, Governor, the General Assembly, and state agencies regarding fiscal and other policies. The DBP prepares the budget instructions, reviews agency budget requests, prepares the annual executive budget, analyzes economic and demographic conditions, forecasts state revenues, and conducts technical policy and program analyses. To assist in state government management, the DBP controls appropriation allotments, manages the automated state budget system, prepares legislative fiscal notes, reviews legislation, tracks agency performance measures, analyzes and develops policy options, and reviews federal issues and their impact on Missouri. The DBP prepares population estimates and projections, required by state and local agencies, and serves as Missouri's liaison to the United States Bureau of the Census.

3. PROGRAM LISTING (list programs included in this core funding)

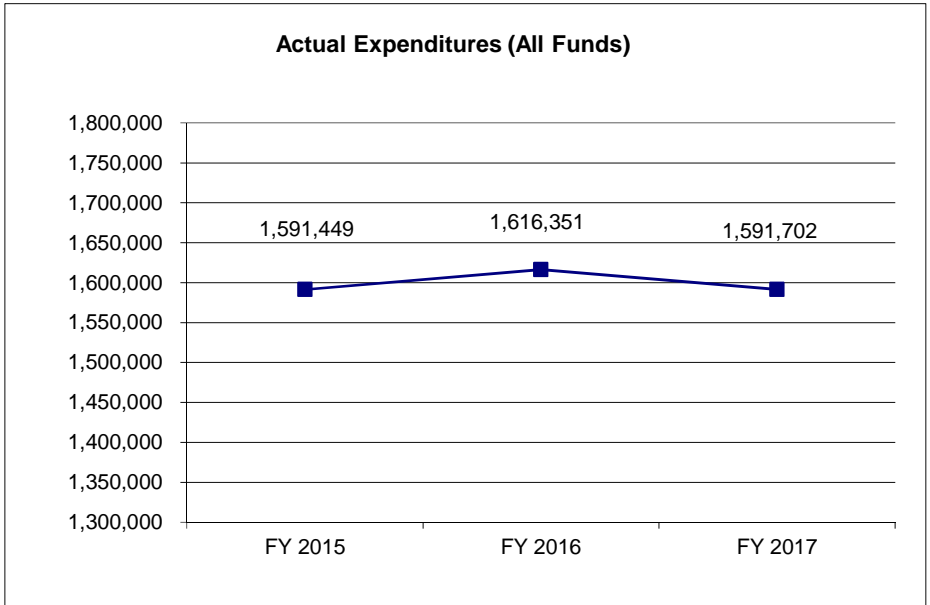
Budget and Planning Operations

CORE DECISION ITEM

Department: Office of Administration	Budget Unit <u>30530</u>
Division : Budget and Planning	
Core : Operating	HB Section <u>5.015</u>

4. FINANCIAL HISTORY

	FY 2015 Actual	FY 2016 Actual	FY 2017 Actual	FY 2018 Current Yr.
Appropriation (All Funds)	1,675,220	1,683,864	1,716,103	1,730,607
Less Reverted (All Funds)	(50,257)	(50,516)	(51,483)	N/A
Less Restricted (All Funds)*	0	0	0	N/A
Budget Authority (All Funds)	1,624,963	1,633,348	1,664,620	1,730,607
Actual Expenditures (All Funds)	1,591,449	1,616,351	1,591,702	N/A
Unexpended (All Funds)	33,514	16,997	72,918	N/A
Unexpended, by Fund:				
General Revenue	33,514	16,997	72,918	N/A
Federal	0	0	0	N/A
Other	0	0	0	N/A



Reverted includes the statutory three-percent reserve amount (when applicable).

Restricted includes any Governor's Expenditure Restrictions which remained at the end of the fiscal year (when applicable).

NOTES:

CORE RECONCILIATION DETAIL

**STATE
BUDGET & PLANNING - OPER**

5. CORE RECONCILIATION DETAIL

		Budget Class	FTE	GR	Federal	Other	Total	Explanation
TAFP AFTER VETOES								
		PS	26.00	1,655,666	0	0	1,655,666	
		EE	0.00	74,941	0	0	74,941	
		Total	26.00	1,730,607	0	0	1,730,607	
DEPARTMENT CORE ADJUSTMENTS								
1x Expenditures	535 2140	EE	0.00	(2,741)	0	0	(2,741)	Core Cut--One time expenditures.
Transfer Out	920 3434	PS	0.00	(795)	0	0	(795)	Transfer to HB 12 - Gov Office
		NET DEPARTMENT CHANGES	0.00	(3,536)	0	0	(3,536)	
DEPARTMENT CORE REQUEST								
		PS	26.00	1,654,871	0	0	1,654,871	
		EE	0.00	72,200	0	0	72,200	
		Total	26.00	1,727,071	0	0	1,727,071	
GOVERNOR'S ADDITIONAL CORE ADJUSTMENTS								
Core Reduction	1886 2140	EE	0.00	(3,600)	0	0	(3,600)	
Core Reduction	1923 3434	PS	0.00	(15,000)	0	0	(15,000)	
		NET GOVERNOR CHANGES	0.00	(18,600)	0	0	(18,600)	
GOVERNOR'S RECOMMENDED CORE								
		PS	26.00	1,639,871	0	0	1,639,871	
		EE	0.00	68,600	0	0	68,600	
		Total	26.00	1,708,471	0	0	1,708,471	

FLEXIBILITY REQUEST FORM

BUDGET UNIT NUMBER: 30530	DEPARTMENT: Office of Administration
BUDGET UNIT NAME: B&P Operating	
HOUSE BILL SECTION: 5.015	DIVISION: Budget and Planning

1. Provide the amount by fund of personal service flexibility and the amount by fund of expense and equipment flexibility you are requesting in dollar and percentage terms and explain why the flexibility is needed. If flexibility is being requested among divisions, provide the amount by fund of flexibility you are requesting in dollar and percentage terms and explain why the flexibility is needed.

DEPARTMENT REQUEST

20% of PS and E&E budgeted amount - this totals \$331,133 PS / \$14,988 EE. B&P received the same flexibility in Fiscal Year 2018. In the past, this flexibility has allowed the division to pay accrued time when someone leaves the division, replace critical office equipment, and meet basic training and professional development needs for staff.

2. Estimate how much flexibility will be used for the budget year. How much flexibility was used in the Prior Year Budget and the Current Year Budget? Please specify the amount.

PRIOR YEAR ACTUAL AMOUNT OF FLEXIBILITY USED	CURRENT YEAR ESTIMATED AMOUNT OF FLEXIBILITY THAT WILL BE USED	BUDGET REQUEST ESTIMATED AMOUNT OF FLEXIBILITY THAT WILL BE USED
\$0	Unknown, dependent on staff turnover	Unknown, dependent on staff turnover

3. Please explain how flexibility was used in the prior and/or current years.

PRIOR YEAR EXPLAIN ACTUAL USE	CURRENT YEAR EXPLAIN PLANNED USE
N/A	N/A

OA REPORT 10 FY 2019 GOVERNOR REC

DECISION ITEM DETAIL

Budget Unit	FY 2017	FY 2017	FY 2018	FY 2018	FY 2019	FY 2019	FY 2019	FY 2019
Decision Item	ACTUAL	ACTUAL	BUDGET	BUDGET	DEPT REQ	DEPT REQ	GOV REC	GOV REC
Budget Object Class	DOLLAR	FTE	DOLLAR	FTE	DOLLAR	FTE	DOLLAR	FTE
BUDGET & PLANNING - OPER								
CORE								
SR OFC SUPPORT ASST (CLERICAL)	1,353	0.04	33,121	1.00	29,609	1.00	14,609	1.00
ACCOUNTING SPECIALIST III	48,812	1.00	48,852	1.00	48,852	1.00	48,852	1.00
BUDGET & PLNG ANAL I	35,886	0.78	46,063	1.00	46,063	1.00	46,063	1.00
BUDGET & PLNG ANAL II	274,871	5.79	239,340	4.00	239,340	4.00	239,340	4.00
BUDGET & PLNG SR ANAL	257,587	4.20	363,576	6.00	363,576	6.00	363,576	6.00
RESEARCH ANAL IV	60,873	1.03	0	0.00	0	0.00	0	0.00
ECONOMIST (OA/REVENUE)	0	0.00	62,557	1.00	62,557	1.00	62,557	1.00
STATE DEMOGRAPHER	72,576	1.00	72,636	1.00	72,636	1.00	72,636	1.00
EXECUTIVE I	73,806	1.88	78,708	2.00	78,708	2.00	78,708	2.00
EXECUTIVE II	50,020	1.00	50,112	1.00	50,112	1.00	50,112	1.00
PLANNER IV	49,710	0.81	61,320	1.00	61,320	1.00	61,320	1.00
FISCAL & ADMINISTRATIVE MGR B2	60,912	1.01	61,303	1.00	61,303	1.00	61,303	1.00
FISCAL & ADMINISTRATIVE MGR B3	431,582	5.29	409,294	5.00	411,490	5.00	411,490	5.00
DIVISION DIRECTOR	80,764	1.02	115,984	1.00	117,300	1.00	117,300	1.00
DESIGNATED PRINCIPAL ASST DIV	587	0.01	0	0.00	0	0.00	0	0.00
LEGAL COUNSEL	2,582	0.03	0	0.00	0	0.00	0	0.00
MISCELLANEOUS TECHNICAL	3,502	0.17	0	0.00	0	0.00	0	0.00
MISCELLANEOUS PROFESSIONAL	6,085	0.16	12,800	0.00	12,005	0.00	12,005	0.00
SPECIAL ASST PROFESSIONAL	5,141	0.07	0	0.00	0	0.00	0	0.00
SPECIAL ASST OFFICE & CLERICAL	4,125	0.13	0	0.00	0	0.00	0	0.00
CHIEF OPERATING OFFICER	106	0.00	0	0.00	0	0.00	0	0.00
TOTAL - PS	1,520,880	25.42	1,655,666	26.00	1,654,871	26.00	1,639,871	26.00
TRAVEL, IN-STATE	465	0.00	588	0.00	588	0.00	588	0.00
TRAVEL, OUT-OF-STATE	2,389	0.00	5,000	0.00	5,000	0.00	5,000	0.00
SUPPLIES	17,840	0.00	17,000	0.00	17,000	0.00	17,000	0.00
PROFESSIONAL DEVELOPMENT	29,090	0.00	29,675	0.00	29,675	0.00	29,675	0.00
COMMUNICATION SERV & SUPP	10,084	0.00	10,135	0.00	9,729	0.00	9,729	0.00
PROFESSIONAL SERVICES	6,917	0.00	8,758	0.00	8,708	0.00	5,108	0.00
HOUSEKEEPING & JANITORIAL SERV	30	0.00	0	0.00	50	0.00	50	0.00
M&R SERVICES	40	0.00	50	0.00	50	0.00	50	0.00
COMPUTER EQUIPMENT	0	0.00	2,335	0.00	0	0.00	0	0.00
OFFICE EQUIPMENT	2,124	0.00	1,200	0.00	1,200	0.00	1,200	0.00

OA REPORT 10 FY 2019 GOVERNOR REC

DECISION ITEM DETAIL

Budget Unit	FY 2017	FY 2017	FY 2018	FY 2018	FY 2019	FY 2019	FY 2019	FY 2019
Decision Item	ACTUAL	ACTUAL	BUDGET	BUDGET	DEPT REQ	DEPT REQ	GOV REC	GOV REC
Budget Object Class	DOLLAR	FTE	DOLLAR	FTE	DOLLAR	FTE	DOLLAR	FTE
BUDGET & PLANNING - OPER								
CORE								
OTHER EQUIPMENT	1,745	0.00	150	0.00	150	0.00	150	0.00
MISCELLANEOUS EXPENSES	98	0.00	50	0.00	50	0.00	50	0.00
TOTAL - EE	70,822	0.00	74,941	0.00	72,200	0.00	68,600	0.00
GRAND TOTAL	\$1,591,702	25.42	\$1,730,607	26.00	\$1,727,071	26.00	\$1,708,471	26.00
GENERAL REVENUE	\$1,591,702	25.42	\$1,730,607	26.00	\$1,727,071	26.00	\$1,708,471	26.00
FEDERAL FUNDS	\$0	0.00	\$0	0.00	\$0	0.00	\$0	0.00
OTHER FUNDS	\$0	0.00	\$0	0.00	\$0	0.00	\$0	0.00

PROGRAM DESCRIPTION

Department: Office of Administration	HB Section(s): <u>5.015</u>
Program Name: B&P Operations	
Program is found in the following core budget(s): Budget and Planning	

1a. What strategic priority does this program address?

- Provide quality information to decision makers.
- Improve budget performance measures.
- Provide coordination and support on census/demographic issues.

1b. What does this program do?

The division analyzes budget policy issues and provides fiscal information to the Governor's office, the General Assembly, Missouri's congressional delegation, and state, local, and federal agencies. The staff reviews state agency fiscal operations, prepares annual budget instructions, analyzes budget requests, and prepares the annual Executive Budget and appropriation bills. The division manages the automated state budget system. Division staff analyze the state economy and tax issues, estimate revenue collections, track agency performance measures, review legislation with budget implications, and draft fiscal notes. The division coordinates legislative reviews for the executive branch and reviews federal issues and their impact on Missouri. OA Budget and Planning is the designated state demographic agency and has statutory demographic and reapportionment duties.

2. What is the authorization for this program, i.e., federal or state statute, etc.? (Include the federal program number, if applicable.)

Chapter 33, RSMo - State Financial Administration
 Sections 37.130 and 37.135, RSMo - Demographic Function

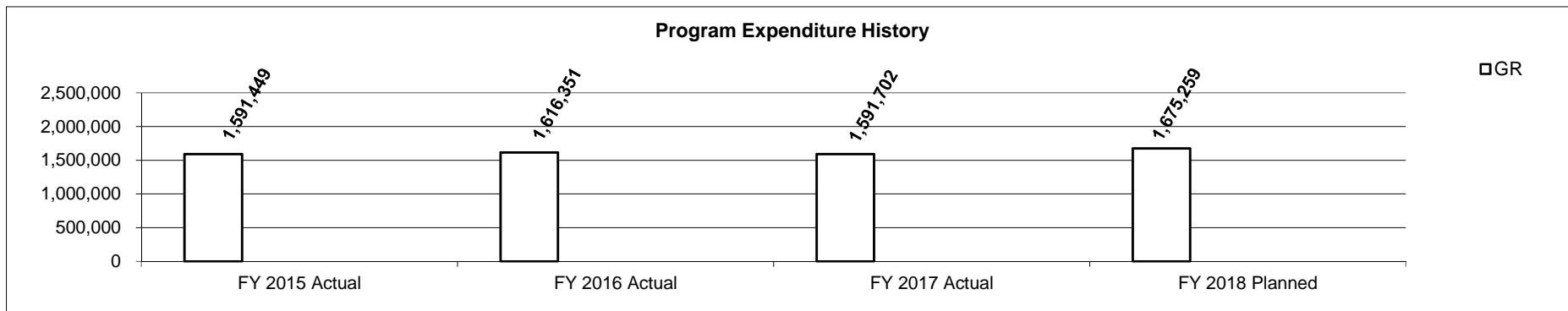
3. Are there federal matching requirements? If yes, please explain.

No

4. Is this a federally mandated program? If yes, please explain.

No

5. Provide actual expenditures for the prior three fiscal years and planned expenditures for the current fiscal year.



PROGRAM DESCRIPTION

Department: Office of Administration	HB Section(s): 5.015
Program Name: B&P Operations	
Program is found in the following core budget(s): Budget and Planning	

6. What are the sources of the "Other " funds?

N/A

7a. Provide an effectiveness measure.

	FY 2014	FY 2015	FY 2016	FY 2017
Well-managed budget and finances as measured by the state's bond rating given by the three major, national rating agencies	AAA	AAA	AAA	AAA
<i>B&P is working on a statewide administrative operations measure, as a ratio of the total state budget for FY 20</i>	N/A	N/A	N/A	N/A

	FY 2014	FY 2015	FY 2016	FY 2017
Staff Turnover Rates				
Budget & Planning	7.7%	19.2%	15.4%	23.1%
Office of Administration	11.2%	12.2%	11.7%	13.4%
Executive Branch Agencies	16.0%	17.7%	18.5%	19.5%
Judiciary & Elected Officials (includes GA)	12.2%	16.9%	15.6%	17.8%

7b. Provide an efficiency measure.

Ratio of Budget Staff to Fiscal Year 2018 Operating Budget and Budget \$ Per Budget Analyst (Surrounding States)

State	# of Analysts	Operating Budget	Billions Per Analyst
Arkansas*	11	\$19.12	\$1.74
Illinois*	17	\$71.03	\$4.18
Iowa	8	\$8.29	\$1.04
Kansas	9	\$15.27	\$1.70
Kentucky	10	\$34.79	\$3.48
Missouri	11	\$27.71	\$2.52
Nebraska	7	\$10.57	\$1.51
Oklahoma*	8	\$6.85	\$0.86
Tennessee	15	\$32.51	\$2.17

**Did not respond to survey; information obtained from State/National Association of State Budget Officers sources.*

PROGRAM DESCRIPTION

Department: Office of Administration	HB Section(s): 5.015					
Program Name: B&P Operations						
Program is found in the following core budget(s): Budget and Planning						
7c. Provide the number of clients/individuals served, if applicable.	FY 2014	FY 2015	FY 2016	FY 2017	FY 2018	FY 2019
Number of Budget & Financial System Documents Reviewed	60,689	61,337	58,068	65,557		
Number of Fiscal Notes Reviewed	856	777	771	914		
Number of TAFP Bills Reviewed	169	116	124	59		
Compilation of Voting Districts - Estimated					10,000	15,000
Election Return Records Matched - Estimated					10,000	15,000
7d. Provide a customer satisfaction measure, if available.						
None at this time						

OA REPORT 9 FY 2019 GOVERNOR REC

DECISION ITEM SUMMARY

Budget Unit								
Decision Item	FY 2017	FY 2017	FY 2018	FY 2018	FY 2019	FY 2019	FY 2019	FY 2019
Budget Object Summary	ACTUAL	ACTUAL	BUDGET	BUDGET	DEPT REQ	DEPT REQ	GOV REC	GOV REC
Fund	DOLLAR	FTE	DOLLAR	FTE	DOLLAR	FTE	DOLLAR	FTE
ITSD CONSOLIDATION								
CORE								
PERSONAL SERVICES								
GENERAL REVENUE	21,462,860	411.01	12,427,800	373.14	9,326,290	372.64	9,326,290	372.64
OA INFORMATION TECH FED& OTHER	10,209,839	196.21	8,435,548	245.74	4,038,148	245.74	4,038,148	245.74
COMM FOR DEAF-CERT OF INTERPRE	1,176	0.03	0	0.00	0	0.00	0	0.00
NURSING FAC QUALITY OF CARE	274,840	5.70	0	0.00	0	0.00	0	0.00
MO PUBLIC HEALTH SERVICES	69,517	1.27	0	0.00	0	0.00	0	0.00
MO VETERANS HOMES	276,614	5.68	0	0.00	0	0.00	0	0.00
DNR COST ALLOCATION	1,861,216	36.34	0	0.00	0	0.00	0	0.00
DIFP ADMINISTRATIVE	17,599	0.25	0	0.00	0	0.00	0	0.00
WORKING CAPITAL REVOLVING	34,501	0.62	0	0.00	0	0.00	0	0.00
DIV ALCOHOL & TOBACCO CTRL	72,433	1.38	0	0.00	0	0.00	0	0.00
DED ADMINISTRATIVE	98,938	2.05	0	0.00	0	0.00	0	0.00
DIVISION OF FINANCE	10,956	0.17	0	0.00	0	0.00	0	0.00
PROF & PRACT NURSING LOANS	579	0.01	0	0.00	0	0.00	0	0.00
INSURANCE DEDICATED FUND	461,532	10.78	0	0.00	0	0.00	0	0.00
MOTOR VEHICLE COMMISSION	63,216	1.27	0	0.00	0	0.00	0	0.00
STATE HWYS AND TRANS DEPT	832,636	16.89	0	0.00	0	0.00	0	0.00
EXCELLENCE IN EDUCATION	72,172	1.59	0	0.00	0	0.00	0	0.00
WORKERS COMPENSATION	70,673	1.25	0	0.00	0	0.00	0	0.00
SAFE DRINKING WATER FUND	292	0.00	0	0.00	0	0.00	0	0.00
CRIME VICTIMS COMP FUND	9,588	0.21	0	0.00	0	0.00	0	0.00
PROFESSIONAL REGISTRATION FEES	412,259	7.90	0	0.00	0	0.00	0	0.00
PROP SCHOOL CERT FUND	67	0.00	0	0.00	0	0.00	0	0.00
GUARANTY AGENCY OPERATING	274,276	5.78	0	0.00	0	0.00	0	0.00
UNEMPLOYMENT AUTOMATION	1,021,029	18.42	0	0.00	0	0.00	0	0.00
AGRICULTURE PROTECTION	2,068	0.04	0	0.00	0	0.00	0	0.00
MO REVOLVING INFO TECH TRUST	7,465,983	142.47	7,589,663	117.68	7,278,145	117.68	7,278,145	117.68
TOTAL - PS	45,076,859	867.32	28,453,011	736.56	20,642,583	736.06	20,642,583	736.06
EXPENSE & EQUIPMENT								
GENERAL REVENUE	27,849,548	0.00	12,321,081	0.00	12,567,173	0.00	12,567,173	0.00
OA INFORMATION TECH FED& OTHER	33,876,216	0.00	1,848,557	0.00	1,848,558	0.00	1,848,558	0.00
ELEVATOR SAFETY	20,523	0.00	0	0.00	0	0.00	0	0.00
NURSING FAC QUALITY OF CARE	705	0.00	0	0.00	0	0.00	0	0.00
HEALTH INITIATIVES	44,689	0.00	0	0.00	0	0.00	0	0.00

1/16/18 14:06

im_disummary

OA REPORT 9 FY 2019 GOVERNOR REC

DECISION ITEM SUMMARY

Budget Unit									
Decision Item	FY 2017	FY 2017	FY 2018	FY 2018	FY 2019	FY 2019	FY 2019	FY 2019	FY 2019
Budget Object Summary	ACTUAL	ACTUAL	BUDGET	BUDGET	DEPT REQ	DEPT REQ	GOV REC	GOV REC	GOV REC
Fund	DOLLAR	FTE	DOLLAR	FTE	DOLLAR	FTE	DOLLAR	FTE	DOLLAR
ITSD CONSOLIDATION									
CORE									
EXPENSE & EQUIPMENT									
HEALTH ACCESS INCENTIVE	3,857	0.00	0	0.00	0	0.00	0	0.00	0.00
LOTTERY PROCEEDS	94,196	0.00	0	0.00	0	0.00	0	0.00	0.00
ANIMAL HEALTH LABORATORY FEES	1,011	0.00	0	0.00	0	0.00	0	0.00	0.00
MAMMOGRAPHY	2,553	0.00	0	0.00	0	0.00	0	0.00	0.00
ANIMAL CARE RESERVE	242	0.00	0	0.00	0	0.00	0	0.00	0.00
ELDERLY HOME-DELIVER MEALS TRU	8,776	0.00	0	0.00	0	0.00	0	0.00	0.00
MO PUBLIC HEALTH SERVICES	817,535	0.00	0	0.00	0	0.00	0	0.00	0.00
VETERANS' COMMISSION CI TRUST	145,971	0.00	0	0.00	0	0.00	0	0.00	0.00
FEDERAL SURPLUS PROPERTY	62,299	0.00	0	0.00	0	0.00	0	0.00	0.00
STATE FAIR FEE	7,191	0.00	0	0.00	0	0.00	0	0.00	0.00
MO VETERANS HOMES	740,684	0.00	0	0.00	0	0.00	0	0.00	0.00
DNR COST ALLOCATION	3,313,424	0.00	0	0.00	0	0.00	0	0.00	0.00
DIFP ADMINISTRATIVE	27,909	0.00	0	0.00	0	0.00	0	0.00	0.00
WORKING CAPITAL REVOLVING	118,920	0.00	0	0.00	0	0.00	0	0.00	0.00
DIV ALCOHOL & TOBACCO CTRL	18,994	0.00	0	0.00	0	0.00	0	0.00	0.00
DED ADMINISTRATIVE	48,888	0.00	0	0.00	0	0.00	0	0.00	0.00
DIVISION OF CREDIT UNIONS	18,710	0.00	0	0.00	0	0.00	0	0.00	0.00
DIVISION OF FINANCE	130,638	0.00	0	0.00	0	0.00	0	0.00	0.00
INSURANCE EXAMINERS FUND	49,840	0.00	0	0.00	0	0.00	0	0.00	0.00
PROF & PRACT NURSING LOANS	3,088	0.00	0	0.00	0	0.00	0	0.00	0.00
INSURANCE DEDICATED FUND	216,212	0.00	0	0.00	0	0.00	0	0.00	0.00
CHEMICAL EMERGENCY PREPAREDNES	2,169	0.00	0	0.00	0	0.00	0	0.00	0.00
MOTOR VEHICLE COMMISSION	29,434	0.00	0	0.00	0	0.00	0	0.00	0.00
MISSOURI WORKS JOB DEVELOPMENT	5,868	0.00	0	0.00	0	0.00	0	0.00	0.00
CONSERVATION COMMISSION	26,559	0.00	0	0.00	0	0.00	0	0.00	0.00
STATE HWYS AND TRANS DEPT	1,836,825	0.00	0	0.00	0	0.00	0	0.00	0.00
DEPT HEALTH & SR SV DOCUMENT	156	0.00	0	0.00	0	0.00	0	0.00	0.00
GRAIN INSPECTION FEES	3,583	0.00	0	0.00	0	0.00	0	0.00	0.00
EXCELLENCE IN EDUCATION	5,842	0.00	0	0.00	0	0.00	0	0.00	0.00
WORKERS COMPENSATION	348,991	0.00	0	0.00	0	0.00	0	0.00	0.00
ENVIRONMENTAL RADIATION MONITR	2,591	0.00	0	0.00	0	0.00	0	0.00	0.00
DEPT OF HEALTH-DONATED	2,338	0.00	0	0.00	0	0.00	0	0.00	0.00
ENERGY SET-ASIDE PROGRAM	18,211	0.00	0	0.00	0	0.00	0	0.00	0.00

1/16/18 14:06

im_disummary

OA REPORT 9 FY 2019 GOVERNOR REC

DECISION ITEM SUMMARY

Budget Unit								
Decision Item	FY 2017	FY 2017	FY 2018	FY 2018	FY 2019	FY 2019	FY 2019	FY 2019
Budget Object Summary	ACTUAL	ACTUAL	BUDGET	BUDGET	DEPT REQ	DEPT REQ	GOV REC	GOV REC
Fund	DOLLAR	FTE	DOLLAR	FTE	DOLLAR	FTE	DOLLAR	FTE
ITSD CONSOLIDATION								
CORE								
EXPENSE & EQUIPMENT								
MISSOURI LAND SURVEY FUND	29,366	0.00	0	0.00	0	0.00	0	0.00
HAZARDOUS WASTE FUND	8,628	0.00	0	0.00	0	0.00	0	0.00
SAFE DRINKING WATER FUND	2,173	0.00	0	0.00	0	0.00	0	0.00
CRIME VICTIMS COMP FUND	10,200	0.00	0	0.00	0	0.00	0	0.00
PROFESSIONAL REGISTRATION FEES	525,580	0.00	0	0.00	0	0.00	0	0.00
CHILDREN'S TRUST	2,151	0.00	0	0.00	0	0.00	0	0.00
PROP SCHOOL CERT FUND	50,099	0.00	0	0.00	0	0.00	0	0.00
BOILER & PRESSURE VESSELS SAFE	12,633	0.00	0	0.00	0	0.00	0	0.00
PUTATIVE FATHER REGISTRY	4,649	0.00	0	0.00	0	0.00	0	0.00
MISSOURI WINE AND GRAPE FUND	10,116	0.00	0	0.00	0	0.00	0	0.00
ORGAN DONOR PROGRAM	22,397	0.00	0	0.00	0	0.00	0	0.00
CHILD LABOR ENFORCEMENT	28	0.00	0	0.00	0	0.00	0	0.00
EARLY CHILDHOOD DEV EDU/CARE	11,174	0.00	0	0.00	0	0.00	0	0.00
GUARANTY AGENCY OPERATING	90,159	0.00	0	0.00	0	0.00	0	0.00
CHILDHOOD LEAD TESTING	808	0.00	0	0.00	0	0.00	0	0.00
SPECIAL EMPLOYMENT SECURITY	107,446	0.00	0	0.00	0	0.00	0	0.00
AGRICULTURE PROTECTION	24,088	0.00	0	0.00	0	0.00	0	0.00
MO REVOLVING INFO TECH TRUST	30,488,694	0.00	38,468,868	0.00	38,468,868	0.00	38,468,868	0.00
TOTAL - EE	101,305,575	0.00	52,638,506	0.00	52,884,599	0.00	52,884,599	0.00
PROGRAM-SPECIFIC								
GENERAL REVENUE	577,066	0.00	0	0.00	0	0.00	0	0.00
OA INFORMATION TECH FED& OTHER	24,288	0.00	0	0.00	0	0.00	0	0.00
DNR COST ALLOCATION	40,217	0.00	0	0.00	0	0.00	0	0.00
DED ADMINISTRATIVE	73	0.00	0	0.00	0	0.00	0	0.00
MO REVOLVING INFO TECH TRUST	4,206,782	0.00	263,650	0.00	263,650	0.00	263,650	0.00
TOTAL - PD	4,848,426	0.00	263,650	0.00	263,650	0.00	263,650	0.00
TOTAL	151,230,860	867.32	81,355,167	736.56	73,790,832	736.06	73,790,832	736.06
Pay Plan - 0000012								
PERSONAL SERVICES								
GENERAL REVENUE	0	0.00	0	0.00	0	0.00	8,400	0.00

1/16/18 14:06

im_disummary

OA REPORT 9 FY 2019 GOVERNOR REC

DECISION ITEM SUMMARY

Budget Unit								
Decision Item	FY 2017	FY 2017	FY 2018	FY 2018	FY 2019	FY 2019	FY 2019	FY 2019
Budget Object Summary	ACTUAL	ACTUAL	BUDGET	BUDGET	DEPT REQ	DEPT REQ	GOV REC	GOV REC
Fund	DOLLAR	FTE	DOLLAR	FTE	DOLLAR	FTE	DOLLAR	FTE
ITSD CONSOLIDATION								
Pay Plan - 0000012								
PERSONAL SERVICES								
MO REVOLVING INFO TECH TRUST	0	0.00	0	0.00	0	0.00	40,718	0.00
TOTAL - PS	0	0.00	0	0.00	0	0.00	49,118	0.00
TOTAL	0	0.00	0	0.00	0	0.00	49,118	0.00
GRAND TOTAL	\$151,230,860	867.32	\$81,355,167	736.56	\$73,790,832	736.06	\$73,839,950	736.06

CORE DECISION ITEM

Department	Office of Administration	Budget Unit	30615C
Division	Information Technology Services Division (ITSD)	HB Section	5.020
Core -	ITSD Operating Core		

1. CORE FINANCIAL SUMMARY

	FY 2019 Budget Request					FY 2019 Governor's Recommendation			
	GR	Federal	Other	Total		GR	Federal	Other	Total
PS	9,326,290	4,038,148	7,278,145	20,642,583	PS	9,326,290	4,038,148	7,278,145	20,642,583
EE	12,567,173	1,848,558	38,468,868	52,884,599	EE	12,567,173	1,848,558	38,468,868	52,884,599
PSD	0	0	263,650	263,650	PSD	0	0	263,650	263,650
TRF	0	0	0	0	TRF	0	0	0	0
Total	21,893,463	5,886,706	46,010,663	73,790,832	Total	21,893,463	5,886,706	46,010,663	73,790,832
FTE	372.64	245.74	117.68	736.06	FTE	372.64	245.74	117.68	736.06

Est. Fringe	6,530,591	3,679,338	3,349,236	13,559,165
--------------------	-----------	-----------	-----------	------------

Note: Fringes budgeted in House Bill 5 except for certain fringes budgeted directly to MoDOT, Highway Patrol, and Conservation.

Est. Fringe	6,530,591	3,679,338	3,349,236	13,559,165
--------------------	-----------	-----------	-----------	------------

Note: Fringes budgeted in House Bill 5 except for certain fringes budgeted directly to MoDOT, Highway Patrol, and Conservation.

Other Funds: See Decision Item Summary on Previous Pages

Other Funds: See Decision Item Summary on Previous Pages

2. CORE DESCRIPTION

This core request is to fund centralized, enterprise-wide IT services for the 14 different departments that are supported by the Office of Administration, Information Technology Services Division (ITSD). The consolidation of these resources along functional units within ITSD has allowed the State to leverage knowledge sharing and collaboration among IT professionals, and reduce costs through aggregation of like contracts & services and volume purchasing options.

3. PROGRAM LISTING (list programs included in this core funding)

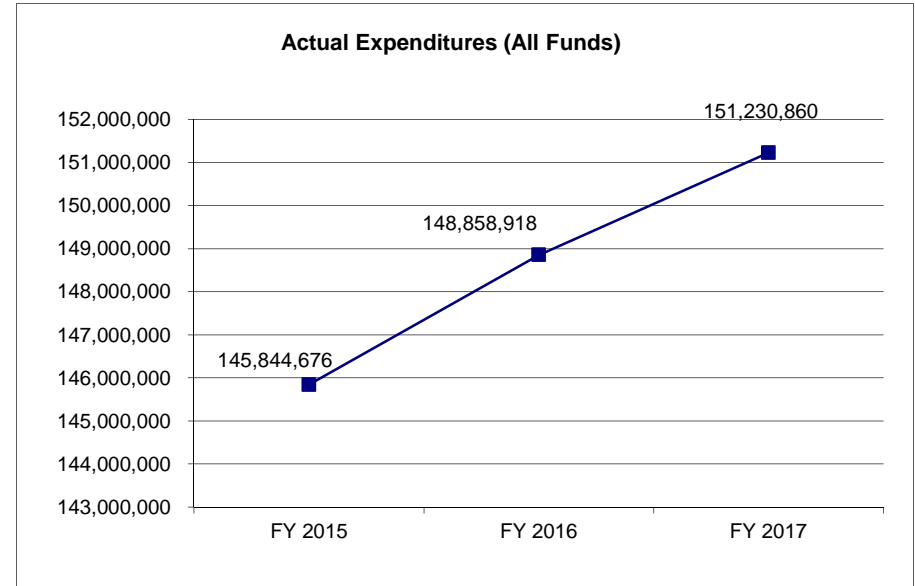
Office of the CIO	Office of Cyber Security
State Data Center	Project Management Oversight
Telecommunications/Network	Office of Geospatial Information
End User Support	Fiscal & Administrative Services

CORE DECISION ITEM

Department	Office of Administration	Budget Unit	30615C
Division	Information Technology Services Division (ITSD)	HB Section	5.020
Core -	ITSD Operating Core		

4. FINANCIAL HISTORY

	FY 2015 Actual	FY 2016 Actual	FY 2017 Actual	FY 2018 Current Yr.
Appropriation (All Funds)	189,233,900	186,760,404	194,989,236	81,355,167
Less Reverted (All Funds)	(285,308)	(268,796)	(1,616,093)	N/A
Less Restricted (All Funds)	0	0	(1,000,000)	N/A
Budget Authority (All Funds)	188,948,592	186,491,608	192,373,143	N/A
Actual Expenditures (All Funds)	145,844,676	148,858,918	151,230,860	N/A
Unexpended (All Funds)	43,103,916	37,632,690	41,142,283	N/A
Unexpended, by Fund:				
General Revenue	15,203	36,908	431	N/A
Federal	25,666,893	20,292,938	27,025,699	N/A
Other	17,421,820	17,302,845	14,116,150	N/A



Reverted includes the statutory three-percent reserve amount (when applicable).

Restricted includes any Governor's Expenditure Restrictions which remained at the end of the fiscal year (when applicable).

NOTES:

CORE RECONCILIATION DETAIL

**STATE
ITSD CONSOLIDATION**

5. CORE RECONCILIATION DETAIL

				Budget Class	FTE	GR	Federal	Other	Total	Explanation
TAFP AFTER VETOES										
				PS	736.56	12,427,800	8,435,548	7,589,663	28,453,011	
				EE	0.00	12,321,081	1,848,557	38,468,868	52,638,506	
				PD	0.00	0	0	263,650	263,650	
				Total	736.56	24,748,881	10,284,105	46,322,181	81,355,167	
DEPARTMENT CORE ADJUSTMENTS										
Transfer Out	922	1281		PS	(0.50)	(10,431)	0	0	(10,431)	Transfer to HB 12 - Gov Office
Core Reallocation	385	8110		PS	0.00	0	0	(311,518)	(311,518)	To establish Personal Service budget for projects.
Core Reallocation	385	1281		PS	0.00	(3,091,080)	0	0	(3,091,080)	To establish Personal Service budget for projects.
Core Reallocation	385	1283		PS	0.00	0	(4,397,401)	0	(4,397,401)	To establish Personal Service budget for projects.
Core Reallocation	386	1282		EE	0.00	(165,000)	0	0	(165,000)	Reallocate from core GR to meet Federal match.
Core Reallocation	647	1281		PS	0.00	1	0	0		1 Reallocate to better align to projected spending for each appropriation.
Core Reallocation	647	1283		PS	0.00	0	1	0		1 Reallocate to better align to projected spending for each appropriation.
Core Reallocation	647	1285		EE	0.00	0	1	0		1 Reallocate to better align to projected spending for each appropriation.

CORE RECONCILIATION DETAIL

STATE
ITSD CONSOLIDATION

5. CORE RECONCILIATION DETAIL

	Budget Class	FTE	GR	Federal	Other	Total	Explanation
DEPARTMENT CORE ADJUSTMENTS							
Core Reallocation	647 1282 EE	0.00	411,092	0	0	411,092	Reallocate to better align to projected spending for each appropriation.
NET DEPARTMENT CHANGES		(0.50)	(2,855,418)	(4,397,399)	(311,518)	(7,564,335)	
DEPARTMENT CORE REQUEST							
	PS	736.06	9,326,290	4,038,148	7,278,145	20,642,583	
	EE	0.00	12,567,173	1,848,558	38,468,868	52,884,599	
	PD	0.00	0	0	263,650	263,650	
	Total	736.06	21,893,463	5,886,706	46,010,663	73,790,832	
GOVERNOR'S RECOMMENDED CORE							
	PS	736.06	9,326,290	4,038,148	7,278,145	20,642,583	
	EE	0.00	12,567,173	1,848,558	38,468,868	52,884,599	
	PD	0.00	0	0	263,650	263,650	
	Total	736.06	21,893,463	5,886,706	46,010,663	73,790,832	

OA REPORT 10 FY 2019 GOVERNOR REC

DECISION ITEM DETAIL

Budget Unit	FY 2017	FY 2017	FY 2018	FY 2018	FY 2019	FY 2019	FY 2019	FY 2019
Decision Item	ACTUAL	ACTUAL	BUDGET	BUDGET	DEPT REQ	DEPT REQ	GOV REC	GOV REC
Budget Object Class	DOLLAR	FTE	DOLLAR	FTE	DOLLAR	FTE	DOLLAR	FTE
ITSD CONSOLIDATION								
CORE								
SR OFC SUPPORT ASST (CLERICAL)	0	0.00	95	0.00	95	0.00	95	0.00
ADMIN OFFICE SUPPORT ASSISTANT	174,590	5.20	18,112	0.54	18,112	0.54	18,112	0.54
SR OFC SUPPORT ASST (STENO)	0	0.00	7,370	0.25	7,370	0.25	7,370	0.25
OFFICE SUPPORT ASSISTANT	0	0.00	7,845	0.29	7,845	0.29	7,845	0.29
SR OFFICE SUPPORT ASSISTANT	0	0.00	109	0.00	109	0.00	109	0.00
COMPUTER OPER III	0	0.00	168	0.00	168	0.00	168	0.00
COMPUTER OPERATIONS SPV I	0	0.00	38,504	1.00	38,504	1.00	38,504	1.00
INFO TECHNOLOGY OPERATOR I	154,477	5.66	14,136	6.07	14,136	6.07	14,136	6.07
INFO TECHNOLOGY OPERATOR II	300,780	9.60	90,887	3.00	90,887	3.00	90,887	3.00
INFORMATION TECHNOLOGIST I	1,486,805	44.97	36,710	8.00	36,710	8.00	36,710	8.00
INFORMATION TECHNOLOGIST II	2,900,135	76.70	909,404	13.16	909,404	13.16	909,404	13.16
INFORMATION TECHNOLOGIST III	3,120,725	74.21	1,090,372	4.25	1,090,372	4.25	1,090,372	4.25
INFORMATION TECHNOLOGIST IV	9,501,518	197.27	1,018,887	13.25	1,018,887	13.25	1,018,887	13.25
COMPUTER INFO TECH SUPV I	296,301	5.38	173,196	0.00	173,196	0.00	173,196	0.00
COMPUTER INFO TECH SUPV II	223,989	3.50	294,309	4.25	294,309	4.25	294,309	4.25
INFORMATION TECHNOLOGY SUPV	1,950,073	28.58	17,012	0.25	17,012	0.25	17,012	0.25
INFORMATION TECHNOLOGY SPEC I	9,681,892	179.42	1,455,809	23.43	1,455,809	23.43	1,455,809	23.43
INFORMATION TECHNOLOGY SPEC II	8,693,071	132.21	2,711,861	28.15	2,400,343	28.15	2,400,343	28.15
COMPUTER INFO TECH SPEC III	651,786	8.75	524,925	4.90	524,925	4.90	524,925	4.90
INFORMATION TECHNOLOGY SR SPEC	1,368,771	17.89	333,500	3.64	333,500	3.64	333,500	3.64
COMP INFO TECHNOLOGY MGR I	274,893	3.72	122,494	0.25	122,494	0.25	122,494	0.25
PROCUREMENT OFCR I	46,954	1.00	11,746	0.25	11,746	0.25	11,746	0.25
PROCUREMENT OFCR II	101,990	2.00	51,040	1.00	51,040	1.00	51,040	1.00
ACCOUNT CLERK II	0	0.00	32,595	2.00	32,595	2.00	32,595	2.00
ACCOUNTANT I	130,295	3.67	110,419	3.25	110,419	3.25	110,419	3.25
ACCOUNTING SPECIALIST II	30,374	0.72	24,555	0.50	24,555	0.50	24,555	0.50
ACCOUNTING SPECIALIST III	112,811	2.12	54,261	1.00	54,261	1.00	54,261	1.00
BUDGET ANAL III	39,264	0.67	0	0.00	0	0.00	0	0.00
ACCOUNTING CLERK	30,196	1.00	0	0.00	0	0.00	0	0.00
ACCOUNTING GENERALIST I	99,628	2.76	0	0.00	0	0.00	0	0.00
ACCOUNTING GENERALIST II	53,558	1.13	0	0.00	0	0.00	0	0.00
EXECUTIVE I	185,254	5.00	58,677	1.50	58,677	1.50	58,677	1.50

OA REPORT 10 FY 2019 GOVERNOR REC

DECISION ITEM DETAIL

Budget Unit	FY 2017	FY 2017	FY 2018	FY 2018	FY 2019	FY 2019	FY 2019	FY 2019
Decision Item	ACTUAL	ACTUAL	BUDGET	BUDGET	DEPT REQ	DEPT REQ	GOV REC	GOV REC
Budget Object Class	DOLLAR	FTE	DOLLAR	FTE	DOLLAR	FTE	DOLLAR	FTE
ITSD CONSOLIDATION								
CORE								
EXECUTIVE II	39,524	1.00	21,384	0.50	21,384	0.50	21,384	0.50
MANAGEMENT ANALYSIS SPEC I	44,316	1.00	0	0.00	0	0.00	0	0.00
MANAGEMENT ANALYSIS SPEC II	50,071	1.00	0	0.00	0	0.00	0	0.00
GEOGRAPHIC INFO SYS ANALYST	210,731	4.96	0	0.00	0	0.00	0	0.00
GEOGRAPHIC INFO SYS SPECIALIST	315,003	6.18	0	0.00	0	0.00	0	0.00
GEOGRAPHIC INFO SYS COORDINATR	35,988	0.50	0	0.00	0	0.00	0	0.00
FISCAL & ADMINISTRATIVE MGR B1	85,961	1.38	87,698	1.50	87,698	1.50	87,698	1.50
FISCAL & ADMINISTRATIVE MGR B2	365,170	5.16	139,092	2.00	139,092	2.00	139,092	2.00
FISCAL & ADMINISTRATIVE MGR B3	76,982	1.00	38,375	0.50	38,375	0.50	38,375	0.50
OFFICE OF ADMINISTRATION MGR 2	72,570	1.00	54	0.00	54	0.00	54	0.00
DESIGNATED PRINCIPAL ASST DEPT	98,750	1.00	63,386	0.00	63,386	0.00	63,386	0.00
DESIGNATED PRINCIPAL ASST DIV	189,151	2.07	99,708	2.91	99,708	2.91	99,708	2.91
LEGAL COUNSEL	29,998	0.39	0	0.00	0	0.00	0	0.00
CLERK	11,785	0.19	0	0.00	0	0.00	0	0.00
DATA PROCESSOR TECHNICAL	587,361	11.88	2,503	2.00	2,503	2.00	2,503	2.00
DATA PROCESSOR PROFESSIONAL	104,755	1.08	5	0.07	5	0.07	5	0.07
DATA PROCESSING MANAGER	794,355	10.19	116,816	1.51	116,816	1.51	116,816	1.51
MISCELLANEOUS PROFESSIONAL	33,501	0.49	2,604	2.00	2,604	2.00	2,604	2.00
SPECIAL ASST PROFESSIONAL	315,794	3.65	235,368	1.75	235,368	1.75	235,368	1.75
OTHER	0	0.00	18,437,020	597.64	10,938,110	597.14	10,938,110	597.14
CHIEF OPERATING OFFICER	1,388	0.01	0	0.00	0	0.00	0	0.00
INFORMATION TECHNOLOGIST IV	3,575	0.06	0	0.00	0	0.00	0	0.00
TOTAL - PS	45,076,859	867.32	28,453,011	736.56	20,642,583	736.06	20,642,583	736.06
TRAVEL, IN-STATE	95,646	0.00	6,145	0.00	6,145	0.00	6,145	0.00
TRAVEL, OUT-OF-STATE	71,329	0.00	0	0.00	0	0.00	0	0.00
FUEL & UTILITIES	107,274	0.00	2,000	0.00	2,000	0.00	2,000	0.00
SUPPLIES	769,849	0.00	716,975	0.00	716,975	0.00	716,975	0.00
PROFESSIONAL DEVELOPMENT	205,432	0.00	50,000	0.00	50,000	0.00	50,000	0.00
COMMUNICATION SERV & SUPP	6,690,104	0.00	314,656	0.00	314,656	0.00	314,656	0.00
PROFESSIONAL SERVICES	32,080,646	0.00	9,268,244	0.00	9,514,337	0.00	9,514,337	0.00
HOUSEKEEPING & JANITORIAL SERV	315	0.00	0	0.00	0	0.00	0	0.00
M&R SERVICES	29,130,784	0.00	4,262,137	0.00	4,262,137	0.00	4,262,137	0.00

OA REPORT 10 FY 2019 GOVERNOR REC

DECISION ITEM DETAIL

Budget Unit	FY 2017	FY 2017	FY 2018	FY 2018	FY 2019	FY 2019	FY 2019	FY 2019
Decision Item	ACTUAL	ACTUAL	BUDGET	BUDGET	DEPT REQ	DEPT REQ	GOV REC	GOV REC
Budget Object Class	DOLLAR	FTE	DOLLAR	FTE	DOLLAR	FTE	DOLLAR	FTE
ITSD CONSOLIDATION								
CORE								
COMPUTER EQUIPMENT	21,113,318	0.00	8,367,444	0.00	8,367,444	0.00	8,367,444	0.00
MOTORIZED EQUIPMENT	12,154	0.00	2,987,836	0.00	2,987,836	0.00	2,987,836	0.00
OFFICE EQUIPMENT	83,315	0.00	28,250	0.00	28,250	0.00	28,250	0.00
OTHER EQUIPMENT	3,151,163	0.00	1,325,550	0.00	1,325,550	0.00	1,325,550	0.00
PROPERTY & IMPROVEMENTS	350	0.00	14,600	0.00	14,600	0.00	14,600	0.00
BUILDING LEASE PAYMENTS	458,133	0.00	10,000	0.00	10,000	0.00	10,000	0.00
EQUIPMENT RENTALS & LEASES	676	0.00	7,323,119	0.00	7,323,119	0.00	7,323,119	0.00
MISCELLANEOUS EXPENSES	1,280	0.00	286,550	0.00	286,550	0.00	286,550	0.00
REBILLABLE EXPENSES	7,333,807	0.00	17,675,000	0.00	17,675,000	0.00	17,675,000	0.00
TOTAL - EE	101,305,575	0.00	52,638,506	0.00	52,884,599	0.00	52,884,599	0.00
DEBT SERVICE	4,848,426	0.00	263,400	0.00	263,400	0.00	263,400	0.00
REFUNDS	0	0.00	250	0.00	250	0.00	250	0.00
TOTAL - PD	4,848,426	0.00	263,650	0.00	263,650	0.00	263,650	0.00
GRAND TOTAL	\$151,230,860	867.32	\$81,355,167	736.56	\$73,790,832	736.06	\$73,790,832	736.06
GENERAL REVENUE	\$49,889,474	411.01	\$24,748,881	373.14	\$21,893,463	372.64	\$21,893,463	372.64
FEDERAL FUNDS	\$44,110,343	196.21	\$10,284,105	245.74	\$5,886,706	245.74	\$5,886,706	245.74
OTHER FUNDS	\$57,231,043	260.10	\$46,322,181	117.68	\$46,010,663	117.68	\$46,010,663	117.68

FLEXIBILITY REQUEST FORM

BUDGET UNIT NUMBER: 30615	DEPARTMENT: Office of Administration
BUDGET UNIT NAME: ITSD Consolidation	
HOUSE BILL SECTION: 5.020	DIVISION: Information Technology Services Division

1. Provide the amount by fund of personal service flexibility and the amount by fund of expense and equipment flexibility you are requesting in dollar and percentage terms and explain why the flexibility is needed. If flexibility is being requested among divisions, provide the amount by fund of flexibility you are requesting in dollar and percentage terms and explain why the flexibility is needed.

DEPARTMENT REQUEST

ITSD is requesting 100% flex between PS & EE within section 5.020 and 100% flex from section 5.020 to sections 5.025 and 5.030 (Same as FY18 TAFP). This flexibility is requested to help manage priorities for all consolidated agencies. ITSD services are funded from more than 300 fund/appropriation combinations. Constantly changing needs of departments served by ITSD require that funding be flexible so that proper spending from the appropriations is maintained. It is critical ITSD retain key technical staff that continue to optimize the IT systems and maintain technical support so that E&E operating costs are contained and managed. In addition, certain software, equipment, or contracted services may be needed that can be funded from salary savings. This flexibility allows ITSD to provide services in the most efficient and reliable manner without artificially increasing the "federal and other" appropriation authority of various funds.

2. Estimate how much flexibility will be used for the budget year. How much flexibility was used in the Prior Year Budget and the Current Year Budget? Please specify the amount.

PRIOR YEAR ACTUAL AMOUNT OF FLEXIBILITY USED	CURRENT YEAR ESTIMATED AMOUNT OF FLEXIBILITY THAT WILL BE USED	BUDGET REQUEST ESTIMATED AMOUNT OF FLEXIBILITY THAT WILL BE USED
\$1,632,844	Unknown	Unknown

3. Please explain how flexibility was used in the prior and/or current years.

PRIOR YEAR EXPLAIN ACTUAL USE	CURRENT YEAR EXPLAIN PLANNED USE
To adjust funding sources for PS and EE for various ITSD appropriations.	Flexibility will be used as necessary to optimize ITSD efficiencies and maintain critical IT infrastructure for agencies.

OA REPORT 9 FY 2019 GOVERNOR REC

DECISION ITEM SUMMARY

Budget Unit								
Decision Item	FY 2017	FY 2017	FY 2018	FY 2018	FY 2019	FY 2019	FY 2019	FY 2019
Budget Object Summary	ACTUAL	ACTUAL	BUDGET	BUDGET	DEPT REQ	DEPT REQ	GOV REC	GOV REC
Fund	DOLLAR	FTE	DOLLAR	FTE	DOLLAR	FTE	DOLLAR	FTE
DESE IT CONSOLIDATION								
CORE								
PERSONAL SERVICES								
GENERAL REVENUE	0	0.00	415,562	0.00	415,562	0.00	415,562	0.00
OA INFORMATION TECH FED& OTHER	0	0.00	725,504	0.00	355,754	0.00	355,754	0.00
COMM FOR DEAF-CERT OF INTERPRE	0	0.00	5,151	0.00	4,706	0.00	4,706	0.00
EXCELLENCE IN EDUCATION	0	0.00	159,680	0.00	106,371	0.00	106,371	0.00
MO COMM DEAF & HARD OF HEARING	0	0.00	1,031	0.00	1,031	0.00	1,031	0.00
TOTAL - PS	0	0.00	1,306,928	0.00	883,424	0.00	883,424	0.00
EXPENSE & EQUIPMENT								
GENERAL REVENUE	0	0.00	397,747	0.00	397,745	0.00	397,745	0.00
OA INFORMATION TECH FED& OTHER	0	0.00	2,762,335	0.00	2,762,335	0.00	2,762,335	0.00
COMM FOR DEAF-CERT OF INTERPRE	0	0.00	3,998	0.00	3,998	0.00	3,998	0.00
LOTTERY PROCEEDS	0	0.00	97,123	0.00	97,121	0.00	97,121	0.00
DEAF RELAY SER & EQ DIST PRGM	0	0.00	12,989	0.00	12,989	0.00	12,989	0.00
EXCELLENCE IN EDUCATION	0	0.00	24,999	0.00	24,999	0.00	24,999	0.00
MO COMM DEAF & HARD OF HEARING	0	0.00	994	0.00	994	0.00	994	0.00
TOTAL - EE	0	0.00	3,300,185	0.00	3,300,181	0.00	3,300,181	0.00
TOTAL	0	0.00	4,607,113	0.00	4,183,605	0.00	4,183,605	0.00
GRAND TOTAL	\$0	0.00	\$4,607,113	0.00	\$4,183,605	0.00	\$4,183,605	0.00

CORE DECISION ITEM

Department	Office of Administration	Budget Unit	<u>30614C</u>
Division	Information Technology Services Division (ITSD)	HB Section	<u>5.025</u>
Core	DESE IT Core		

1. CORE FINANCIAL SUMMARY

	FY 2019 Budget Request						FY 2019 Governor's Recommendation				
	GR	Federal	Other	Total	E		GR	Federal	Other	Total	E
PS	415,562	355,754	112,108	883,424		PS	415,562	355,754	112,108	883,424	
EE	397,745	2,762,335	140,101	3,300,181		EE	397,745	2,762,335	140,101	3,300,181	
PSD	0	0	0	0		PSD	0	0	0	0	
TRF	0	0	0	0		TRF	0	0	0	0	
Total	813,307	3,118,089	252,209	4,183,605		Total	813,307	3,118,089	252,209	4,183,605	
FTE	0.00	0.00	0.00	0.00		FTE	0.00	0.00	0.00	0.00	

Est. Fringe	123,422	105,659	33,296	262,377
--------------------	---------	---------	--------	---------

Note: Fringes budgeted in House Bill 5 except for certain fringes budgeted directly to MoDOT, Highway Patrol, and Conservation.

Est. Fringe	123,422	105,659	33,296	262,377
--------------------	---------	---------	--------	---------

Note: Fringes budgeted in House Bill 5 except for certain fringes budgeted directly to MoDOT, Highway Patrol, and Conservation.

Other Funds: See Decision Item Summary on Previous Pages

Other Funds: See Decision Item Summary on Previous Pages

2. CORE DESCRIPTION

This core request is for funding to support daily IT operations specific to the Department of Elementary and Secondary Education (DESE). These funds are used for new IT hardware and software, hardware maintenance, annual software licensing, State Data Center and telecommunications/network charges and other IT support for DESE.

3. PROGRAM LISTING (list programs included in this core funding)

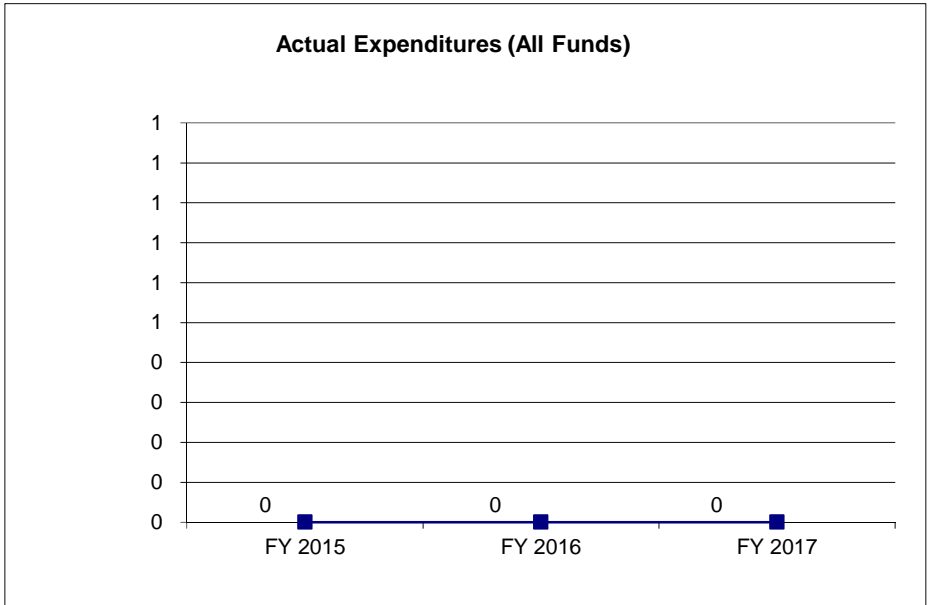
ITSD-DESE

CORE DECISION ITEM

Department	Office of Administration	Budget Unit	30614C
Division	Information Technology Services Division (ITSD)		
Core	DESE IT Core	HB Section	5.025

4. FINANCIAL HISTORY

	FY 2015 Actual	FY 2016 Actual	FY 2017 Actual	FY 2018 Current Yr.
Appropriation (All Funds)	0	0	0	4,607,113
Less Reverted (All Funds)	0	0	0	0
Less Restricted (All Funds)*	0	0	0	0
Budget Authority (All Funds)	0	0	0	4,607,113
Actual Expenditures (All Funds)	0	0	0	N/A
Unexpended (All Funds)	0	0	0	0
Unexpended, by Fund:				
General Revenue	0	0	0	N/A
Federal	0	0	0	N/A
Other	0	0	0	N/A



Reverted includes the statutory three-percent reserve amount (when applicable).

Restricted includes any Governor's Expenditure Restrictions which remained at the end of the fiscal year (when applicable).

NOTES:

CORE RECONCILIATION DETAIL

**STATE
DESE IT CONSOLIDATION**

5. CORE RECONCILIATION DETAIL

				Budget Class	FTE	GR	Federal	Other	Total	Explanation
TAFP AFTER VETOES										
				PS	0.00	415,562	725,504	165,862	1,306,928	
				EE	0.00	397,747	2,762,335	140,103	3,300,185	
				Total	0.00	813,309	3,487,839	305,965	4,607,113	
DEPARTMENT CORE ADJUSTMENTS										
Core Reallocation	377	3851		EE	0.00	0	0	21		21 To establish BOBC line.
Core Reallocation	377	3823		EE	0.00	0	7	0		7 To establish BOBC line.
Core Reallocation	377	3636		EE	0.00	8	0	0		8 To establish BOBC line.
Core Reallocation	407	3850		PS	0.00	0	0	(53,754)	(53,754)	To establish Personal Service budget for projects.
Core Reallocation	407	3822		PS	0.00	0	(369,750)	0	(369,750)	To establish Personal Service budget for projects.
Core Reallocation	408	3823		EE	0.00	0	(7)	0	(7)	To establish BOBC line.
Core Reallocation	408	3636		EE	0.00	(10)	0	0	(10)	To establish BOBC line.
Core Reallocation	408	3851		EE	0.00	0	0	(23)	(23)	To establish BOBC line.
				NET DEPARTMENT CHANGES	0.00	(2)	(369,750)	(53,756)	(423,508)	
DEPARTMENT CORE REQUEST										
				PS	0.00	415,562	355,754	112,108	883,424	
				EE	0.00	397,745	2,762,335	140,101	3,300,181	
				Total	0.00	813,307	3,118,089	252,209	4,183,605	
GOVERNOR'S RECOMMENDED CORE										
				PS	0.00	415,562	355,754	112,108	883,424	

CORE RECONCILIATION DETAIL

**STATE
DESE IT CONSOLIDATION**

5. CORE RECONCILIATION DETAIL

	Budget Class	FTE	GR	Federal	Other	Total	Explanation
GOVERNOR'S RECOMMENDED CORE							
	EE	0.00	397,745	2,762,335	140,101	3,300,181	
	Total	0.00	813,307	3,118,089	252,209	4,183,605	

OA REPORT 10 FY 2019 GOVERNOR REC

DECISION ITEM DETAIL

Budget Unit	FY 2017	FY 2017	FY 2018	FY 2018	FY 2019	FY 2019	FY 2019	FY 2019
Decision Item	ACTUAL	ACTUAL	BUDGET	BUDGET	DEPT REQ	DEPT REQ	GOV REC	GOV REC
Budget Object Class	DOLLAR	FTE	DOLLAR	FTE	DOLLAR	FTE	DOLLAR	FTE
DESE IT CONSOLIDATION								
CORE								
INFORMATION TECHNOLOGIST IV	0	0.00	165,862	0.00	112,108	0.00	112,108	0.00
OTHER	0	0.00	1,141,066	0.00	771,316	0.00	771,316	0.00
TOTAL - PS	0	0.00	1,306,928	0.00	883,424	0.00	883,424	0.00
TRAVEL, IN-STATE	0	0.00	0	0.00	5	0.00	5	0.00
SUPPLIES	0	0.00	9,976	0.00	9,979	0.00	9,979	0.00
PROFESSIONAL DEVELOPMENT	0	0.00	300	0.00	306	0.00	306	0.00
COMMUNICATION SERV & SUPP	0	0.00	90	0.00	96	0.00	96	0.00
PROFESSIONAL SERVICES	0	0.00	3,195,661	0.00	3,195,645	0.00	3,195,645	0.00
HOUSEKEEPING & JANITORIAL SERV	0	0.00	390	0.00	390	0.00	390	0.00
M&R SERVICES	0	0.00	37,523	0.00	37,522	0.00	37,522	0.00
COMPUTER EQUIPMENT	0	0.00	43,838	0.00	43,829	0.00	43,829	0.00
OFFICE EQUIPMENT	0	0.00	50	0.00	55	0.00	55	0.00
OTHER EQUIPMENT	0	0.00	8,850	0.00	8,847	0.00	8,847	0.00
EQUIPMENT RENTALS & LEASES	0	0.00	2,397	0.00	2,397	0.00	2,397	0.00
MISCELLANEOUS EXPENSES	0	0.00	921	0.00	921	0.00	921	0.00
REBILLABLE EXPENSES	0	0.00	189	0.00	189	0.00	189	0.00
TOTAL - EE	0	0.00	3,300,185	0.00	3,300,181	0.00	3,300,181	0.00
GRAND TOTAL	\$0	0.00	\$4,607,113	0.00	\$4,183,605	0.00	\$4,183,605	0.00
GENERAL REVENUE	\$0	0.00	\$813,309	0.00	\$813,307	0.00	\$813,307	0.00
FEDERAL FUNDS	\$0	0.00	\$3,487,839	0.00	\$3,118,089	0.00	\$3,118,089	0.00
OTHER FUNDS	\$0	0.00	\$305,965	0.00	\$252,209	0.00	\$252,209	0.00

OA REPORT 9 FY 2019 GOVERNOR REC

DECISION ITEM SUMMARY

Budget Unit								
Decision Item	FY 2017	FY 2017	FY 2018	FY 2018	FY 2019	FY 2019	FY 2019	FY 2019
Budget Object Summary	ACTUAL	ACTUAL	BUDGET	BUDGET	DEPT REQ	DEPT REQ	GOV REC	GOV REC
Fund	DOLLAR	FTE	DOLLAR	FTE	DOLLAR	FTE	DOLLAR	FTE
DHE IT CONSOLIDATION								
CORE								
PERSONAL SERVICES								
GENERAL REVENUE	0	0.00	1	0.00	1	0.00	1	0.00
OA INFORMATION TECH FED& OTHER	0	0.00	1	0.00	1	0.00	1	0.00
PROP SCHOOL CERT FUND	0	0.00	14,423	0.00	7,423	0.00	7,423	0.00
GUARANTY AGENCY OPERATING	0	0.00	603,303	11.07	480,196	11.07	480,196	11.07
TOTAL - PS	0	0.00	617,728	11.07	487,621	11.07	487,621	11.07
EXPENSE & EQUIPMENT								
GENERAL REVENUE	0	0.00	39,684	0.00	39,684	0.00	39,684	0.00
OA INFORMATION TECH FED& OTHER	0	0.00	1	0.00	1	0.00	1	0.00
PROP SCHOOL CERT FUND	0	0.00	45,999	0.00	45,999	0.00	45,999	0.00
GUARANTY AGENCY OPERATING	0	0.00	248,029	0.00	248,028	0.00	248,028	0.00
TOTAL - EE	0	0.00	333,713	0.00	333,712	0.00	333,712	0.00
TOTAL	0	0.00	951,441	11.07	821,333	11.07	821,333	11.07
Pay Plan - 0000012								
PERSONAL SERVICES								
GUARANTY AGENCY OPERATING	0	0.00	0	0.00	0	0.00	5,233	0.00
TOTAL - PS	0	0.00	0	0.00	0	0.00	5,233	0.00
TOTAL	0	0.00	0	0.00	0	0.00	5,233	0.00
GRAND TOTAL	\$0	0.00	\$951,441	11.07	\$821,333	11.07	\$826,566	11.07

CORE DECISION ITEM

Department	Office of Administration	Budget Unit	30612C
Division	Information Technology Services Division (ITSD)		
Core	DHE IT Core	HB Section	5.025

1. CORE FINANCIAL SUMMARY

	FY 2019 Budget Request						FY 2019 Governor's Recommendation				
	GR	Federal	Other	Total	E		GR	Federal	Other	Total	E
PS	1	1	487,619	487,621		PS	1	1	487,619	487,621	
EE	39,684	1	294,027	333,712		EE	39,684	1	294,027	333,712	
PSD	0	0	0	0		PSD	0	0	0	0	
TRF	0	0	0	0		TRF	0	0	0	0	
Total	39,685	2	781,646	821,333		Total	39,685	2	781,646	821,333	
FTE	0.00	0.00	11.07	11.07		FTE	0.00	0.00	11.07	11.07	

Est. Fringe	0	0	264,246	264,247
--------------------	----------	----------	----------------	----------------

Note: Fringes budgeted in House Bill 5 except for certain fringes budgeted directly to MoDOT, Highway Patrol, and Conservation.

Est. Fringe	0	0	264,246	264,247
--------------------	----------	----------	----------------	----------------

Note: Fringes budgeted in House Bill 5 except for certain fringes budgeted directly to MoDOT, Highway Patrol, and Conservation.

Other Funds: See Decision Item Summary on Previous Pages

Other Funds: See Decision Item Summary on Previous Pages

2. CORE DESCRIPTION

This core request is for funding to support daily IT operations specific to the Department of Higher Education (DHE). These funds are used for new IT hardware and software, hardware maintenance, annual software licensing, State Data Center and telecommunications/network charges and other IT support for DHE.

3. PROGRAM LISTING (list programs included in this core funding)

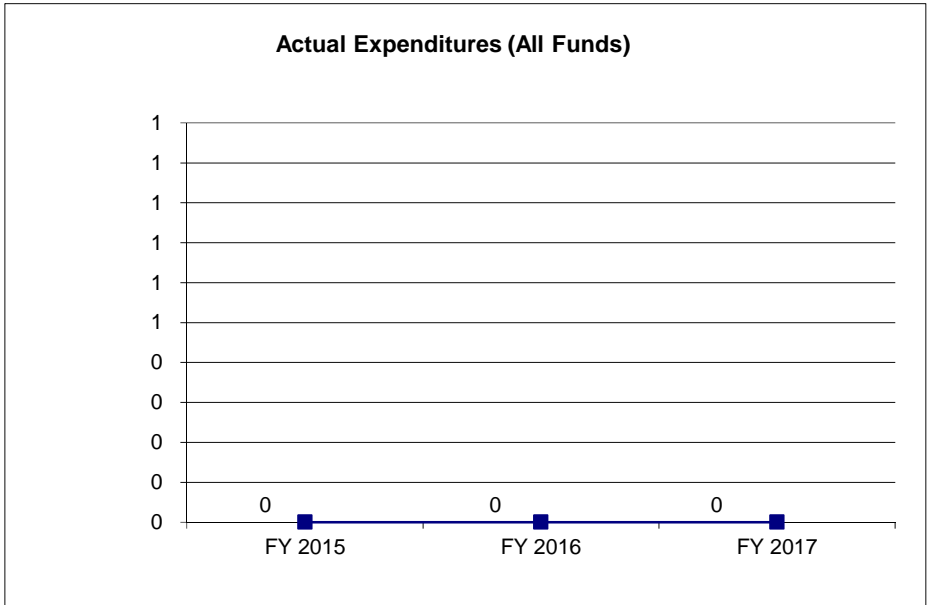
ITSD-DHE

CORE DECISION ITEM

Department	Office of Administration	Budget Unit	<u>30612C</u>
Division	Information Technology Services Division (ITSD)	HB Section	<u>5.025</u>
Core	DHE IT Core		

4. FINANCIAL HISTORY

	FY 2015 Actual	FY 2016 Actual	FY 2017 Actual	FY 2018 Current Yr.
Appropriation (All Funds)	0	0	0	951,441
Less Reverted (All Funds)	0	0	0	0
Less Restricted (All Funds)*	0	0	0	0
Budget Authority (All Funds)	0	0	0	951,441
Actual Expenditures (All Funds)	0	0	0	N/A
Unexpended (All Funds)	0	0	0	0
Unexpended, by Fund:				
General Revenue	0	0	0	N/A
Federal	0	0	0	N/A
Other	0	0	0	N/A



Reverted includes the statutory three-percent reserve amount (when applicable).

Restricted includes any Governor's Expenditure Restrictions which remained at the end of the fiscal year (when applicable).

NOTES:

CORE RECONCILIATION DETAIL

STATE
DHE IT CONSOLIDATION

5. CORE RECONCILIATION DETAIL

			Budget Class	FTE	GR	Federal	Other	Total	Explanation
TAFP AFTER VETOES									
			PS	11.07	1	1	617,726	617,728	
			EE	0.00	39,684	1	294,028	333,713	
			Total	11.07	39,685	2	911,754	951,441	
DEPARTMENT CORE ADJUSTMENTS									
Core Reallocation	402	3852	PS	0.00	0	0	(130,107)	(130,107)	To establish Personal Services budget for projects.
Core Reallocation	404	3853	EE	0.00	0	0	(1)	(1)	To establish BOBC line.
			NET DEPARTMENT CHANGES	0.00	0	0	(130,108)	(130,108)	
DEPARTMENT CORE REQUEST									
			PS	11.07	1	1	487,619	487,621	
			EE	0.00	39,684	1	294,027	333,712	
			Total	11.07	39,685	2	781,646	821,333	
GOVERNOR'S RECOMMENDED CORE									
			PS	11.07	1	1	487,619	487,621	
			EE	0.00	39,684	1	294,027	333,712	
			Total	11.07	39,685	2	781,646	821,333	

OA REPORT 10 FY 2019 GOVERNOR REC

DECISION ITEM DETAIL

Budget Unit	FY 2017	FY 2017	FY 2018	FY 2018	FY 2019	FY 2019	FY 2019	FY 2019
Decision Item	ACTUAL	ACTUAL	BUDGET	BUDGET	DEPT REQ	DEPT REQ	GOV REC	GOV REC
Budget Object Class	DOLLAR	FTE	DOLLAR	FTE	DOLLAR	FTE	DOLLAR	FTE
DHE IT CONSOLIDATION								
CORE								
INFORMATION TECHNOLOGIST I	0	0.00	27,510	0.90	27,510	0.90	27,510	0.90
INFORMATION TECHNOLOGIST II	0	0.00	53,455	1.50	53,455	1.50	53,455	1.50
INFORMATION TECHNOLOGIST III	0	0.00	37,836	0.90	37,836	0.90	37,836	0.90
INFORMATION TECHNOLOGIST IV	0	0.00	48,201	0.66	41,201	0.66	41,201	0.66
COMPUTER INFO TECH SUPV I	0	0.00	17,534	0.33	17,534	0.33	17,534	0.33
INFORMATION TECHNOLOGY SPEC I	0	0.00	87,514	1.65	87,514	1.65	87,514	1.65
INFORMATION TECHNOLOGY SPEC II	0	0.00	16,030	0.23	16,030	0.23	16,030	0.23
DATA PROCESSING MANAGER	0	0.00	51,592	0.90	51,592	0.90	51,592	0.90
UCP PENDING CLASSIFICATION - 1	0	0.00	136,320	2.00	74,766	2.00	74,766	2.00
UCP PENDING CLASSIFICATION - 0	0	0.00	141,734	2.00	80,181	2.00	80,181	2.00
OTHER	0	0.00	2	0.00	2	0.00	2	0.00
TOTAL - PS	0	0.00	617,728	11.07	487,621	11.07	487,621	11.07
TRAVEL, IN-STATE	0	0.00	0	0.00	2	0.00	2	0.00
FUEL & UTILITIES	0	0.00	1	0.00	1	0.00	1	0.00
SUPPLIES	0	0.00	1,710	0.00	1,711	0.00	1,711	0.00
PROFESSIONAL DEVELOPMENT	0	0.00	1,281	0.00	1,282	0.00	1,282	0.00
COMMUNICATION SERV & SUPP	0	0.00	4,000	0.00	4,001	0.00	4,001	0.00
PROFESSIONAL SERVICES	0	0.00	237,203	0.00	237,194	0.00	237,194	0.00
HOUSEKEEPING & JANITORIAL SERV	0	0.00	1	0.00	1	0.00	1	0.00
M&R SERVICES	0	0.00	22,053	0.00	22,054	0.00	22,054	0.00
COMPUTER EQUIPMENT	0	0.00	65,659	0.00	65,660	0.00	65,660	0.00
MOTORIZED EQUIPMENT	0	0.00	1	0.00	1	0.00	1	0.00
OFFICE EQUIPMENT	0	0.00	600	0.00	601	0.00	601	0.00
OTHER EQUIPMENT	0	0.00	1	0.00	2	0.00	2	0.00
PROPERTY & IMPROVEMENTS	0	0.00	1	0.00	1	0.00	1	0.00
BUILDING LEASE PAYMENTS	0	0.00	1	0.00	1	0.00	1	0.00
EQUIPMENT RENTALS & LEASES	0	0.00	1	0.00	1	0.00	1	0.00

OA REPORT 10 FY 2019 GOVERNOR REC

DECISION ITEM DETAIL

Budget Unit	FY 2017	FY 2017	FY 2018	FY 2018	FY 2019	FY 2019	FY 2019	FY 2019
Decision Item	ACTUAL	ACTUAL	BUDGET	BUDGET	DEPT REQ	DEPT REQ	GOV REC	GOV REC
Budget Object Class	DOLLAR	FTE	DOLLAR	FTE	DOLLAR	FTE	DOLLAR	FTE
DHE IT CONSOLIDATION								
CORE								
MISCELLANEOUS EXPENSES	0	0.00	1,200	0.00	1,199	0.00	1,199	0.00
TOTAL - EE	0	0.00	333,713	0.00	333,712	0.00	333,712	0.00
GRAND TOTAL	\$0	0.00	\$951,441	11.07	\$821,333	11.07	\$821,333	11.07
GENERAL REVENUE	\$0	0.00	\$39,685	0.00	\$39,685	0.00	\$39,685	0.00
FEDERAL FUNDS	\$0	0.00	\$2	0.00	\$2	0.00	\$2	0.00
OTHER FUNDS	\$0	0.00	\$911,754	11.07	\$781,646	11.07	\$781,646	11.07

OA REPORT 9 FY 2019 GOVERNOR REC

DECISION ITEM SUMMARY

Budget Unit								
Decision Item	FY 2017	FY 2017	FY 2018	FY 2018	FY 2019	FY 2019	FY 2019	FY 2019
Budget Object Summary	ACTUAL	ACTUAL	BUDGET	BUDGET	DEPT REQ	DEPT REQ	GOV REC	GOV REC
Fund	DOLLAR	FTE	DOLLAR	FTE	DOLLAR	FTE	DOLLAR	FTE
DOR IT CONSOLIDATION								
CORE								
PERSONAL SERVICES								
GENERAL REVENUE	1,659,067	32.28	2,556,601	26.25	2,290,473	26.25	2,290,473	26.25
OA INFORMATION TECH FED& OTHER	0	0.00	1	0.00	1	0.00	1	0.00
MOTOR VEHICLE COMMISSION	0	0.00	68,010	0.00	68,010	0.00	68,010	0.00
STATE HWYS AND TRANS DEPT	0	0.00	893,247	18.90	846,283	18.90	846,283	18.90
TOTAL - PS	1,659,067	32.28	3,517,859	45.15	3,204,767	45.15	3,204,767	45.15
EXPENSE & EQUIPMENT								
GENERAL REVENUE	4,104,139	0.00	9,894,845	0.00	9,894,845	0.00	9,894,845	0.00
OA INFORMATION TECH FED& OTHER	0	0.00	1	0.00	1	0.00	1	0.00
ELDERLY HOME-DELIVER MEALS TRU	0	0.00	10,969	0.00	10,969	0.00	10,969	0.00
MOTOR VEHICLE COMMISSION	0	0.00	42,804	0.00	42,804	0.00	42,804	0.00
CONSERVATION COMMISSION	0	0.00	33,197	0.00	33,197	0.00	33,197	0.00
STATE HWYS AND TRANS DEPT	0	0.00	1,902,387	0.00	1,902,388	0.00	1,902,388	0.00
TOTAL - EE	4,104,139	0.00	11,884,203	0.00	11,884,204	0.00	11,884,204	0.00
TOTAL	5,763,206	32.28	15,402,062	45.15	15,088,971	45.15	15,088,971	45.15
Pay Plan - 0000012								
PERSONAL SERVICES								
GENERAL REVENUE	0	0.00	0	0.00	0	0.00	12,788	0.00
STATE HWYS AND TRANS DEPT	0	0.00	0	0.00	0	0.00	6,110	0.00
TOTAL - PS	0	0.00	0	0.00	0	0.00	18,898	0.00
TOTAL	0	0.00	0	0.00	0	0.00	18,898	0.00
ITSD-DOR Real ID - 1300014								
PERSONAL SERVICES								
GENERAL REVENUE	0	0.00	0	0.00	102,072	2.00	102,072	2.00
TOTAL - PS	0	0.00	0	0.00	102,072	2.00	102,072	2.00
EXPENSE & EQUIPMENT								

OA REPORT 9 FY 2019 GOVERNOR REC

DECISION ITEM SUMMARY

Budget Unit								
Decision Item	FY 2017	FY 2017	FY 2018	FY 2018	FY 2019	FY 2019	FY 2019	FY 2019
Budget Object Summary	ACTUAL	ACTUAL	BUDGET	BUDGET	DEPT REQ	DEPT REQ	GOV REC	GOV REC
Fund	DOLLAR	FTE	DOLLAR	FTE	DOLLAR	FTE	DOLLAR	FTE
DOR IT CONSOLIDATION								
ITSD-DOR Real ID - 1300014								
EXPENSE & EQUIPMENT								
GENERAL REVENUE	0	0.00	0	0.00	2,216,994	0.00	2,216,794	0.00
TOTAL - EE	0	0.00	0	0.00	2,216,994	0.00	2,216,794	0.00
TOTAL	0	0.00	0	0.00	2,319,066	2.00	2,318,866	2.00
GRAND TOTAL	\$5,763,206	32.28	\$15,402,062	45.15	\$17,408,037	47.15	\$17,426,735	47.15

CORE DECISION ITEM

Department	Office of Administration	Budget Unit	<u>30608C</u>
Division	Information Technology Services Division (ITSD)	HB Section	<u>5.025</u>
Core	DOR IT Core		

1. CORE FINANCIAL SUMMARY

	FY 2019 Budget Request					FY 2019 Governor's Recommendation				
	GR	Federal	Other	Total	E	GR	Federal	Other	Total	E
PS	2,290,473	1	914,293	3,204,767		2,290,473	1	914,293	3,204,767	
EE	9,894,845	1	1,989,358	11,884,204		9,894,845	1	1,989,358	11,884,204	
PSD	0	0	0	0		0	0	0	0	
TRF	0	0	0	0		0	0	0	0	
Total	12,185,318	2	2,903,651	15,088,971		12,185,318	2	2,903,651	15,088,971	
FTE	26.25	0.00	18.90	45.15		26.25	0.00	18.90	45.15	

Est. Fringe	<u>963,455</u>	<u>0</u>	<u>475,438</u>	<u>1,438,894</u>
--------------------	----------------	----------	----------------	------------------

Note: Fringes budgeted in House Bill 5 except for certain fringes budgeted directly to MoDOT, Highway Patrol, and Conservation.

Est. Fringe	<u>963,455</u>	<u>0</u>	<u>475,438</u>	<u>1,438,894</u>
--------------------	----------------	----------	----------------	------------------

Note: Fringes budgeted in House Bill 5 except for certain fringes budgeted directly to MoDOT, Highway Patrol, and Conservation.

Other Funds: See Decision Item Summary on Previous Pages

Other Funds: See Decision Item Summary on Previous Pages

2. CORE DESCRIPTION

This core request is for funding to support daily IT operations specific to the Department of Revenue (DOR). These funds are used for new IT hardware and software, hardware maintenance, annual software licensing, State Data Center and telecommunications/network charges and other IT support for DOR.

3. PROGRAM LISTING (list programs included in this core funding)

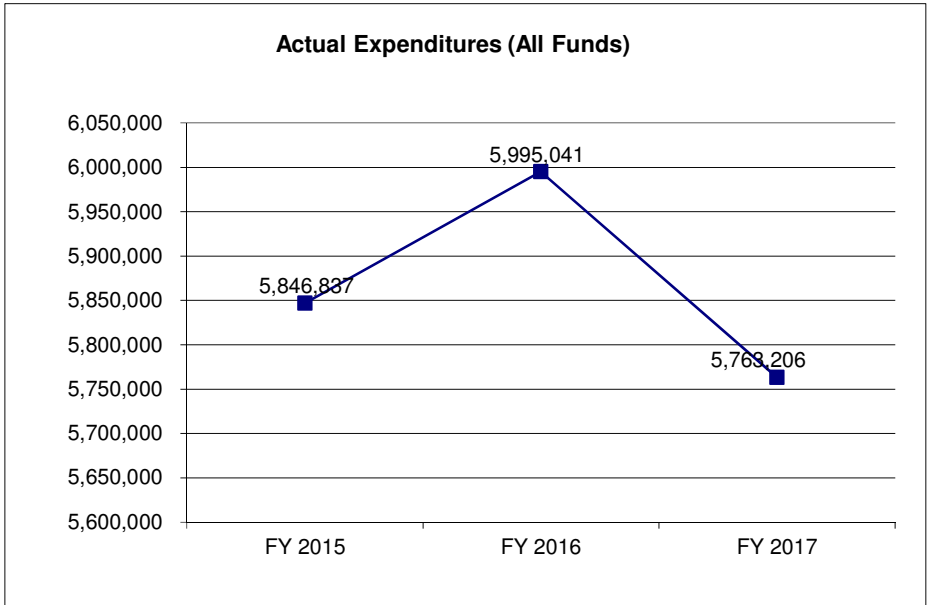
ITSD-DOR

CORE DECISION ITEM

Department	Office of Administration	Budget Unit	<u>30608C</u>
Division	Information Technology Services Division (ITSD)	HB Section	<u>5.025</u>
Core	DOR IT Core		

4. FINANCIAL HISTORY

	FY 2015 Actual	FY 2016 Actual	FY 2017 Actual	FY 2018 Current Yr.
Appropriation (All Funds)	5,909,338	6,219,867	5,946,731	15,402,062
Less Reverted (All Funds)	(58,573)	(186,596)	(183,524)	0
Less Restricted (All Funds)*	0	0	0	0
Budget Authority (All Funds)	5,850,765	6,033,271	5,763,207	15,402,062
Actual Expenditures (All Funds)	5,846,837	5,995,041	5,763,206	N/A
Unexpended (All Funds)	3,928	38,230	1	0
Unexpended, by Fund:				
General Revenue	3,928	38,230	1	N/A
Federal	0	0	0	N/A
Other	0	0	0	N/A



Reverted includes the statutory three-percent reserve amount (when applicable).

Restricted includes any Governor's Expenditure Restrictions which remained at the end of the fiscal year (when applicable).

NOTES:

CORE RECONCILIATION DETAIL

STATE
DOR IT CONSOLIDATION

5. CORE RECONCILIATION DETAIL

				Budget Class	FTE	GR	Federal	Other	Total	Explanation
TAFP AFTER VETOES										
				PS	45.15	2,556,601	1	961,257	3,517,859	
				EE	0.00	9,894,845	1	1,989,357	11,884,203	
				Total	45.15	12,451,446	2	2,950,614	15,402,062	
DEPARTMENT CORE ADJUSTMENTS										
Core Reallocation	397	3854		PS	0.00	0	0	(46,964)	(46,964)	To establish Personal Services budget for projects.
Core Reallocation	397	2854		PS	0.00	(266,128)	0	0	(266,128)	To establish Personal Services budget for projects.
Core Reallocation	398	3855		EE	0.00	0	0	1	1	Fund 0644 is not a DMH fund. Reallocated balance of approp to approp 3855.
				NET DEPARTMENT CHANGES	0.00	(266,128)	0	(46,963)	(313,091)	
DEPARTMENT CORE REQUEST										
				PS	45.15	2,290,473	1	914,293	3,204,767	
				EE	0.00	9,894,845	1	1,989,358	11,884,204	
				Total	45.15	12,185,318	2	2,903,651	15,088,971	
GOVERNOR'S RECOMMENDED CORE										
				PS	45.15	2,290,473	1	914,293	3,204,767	
				EE	0.00	9,894,845	1	1,989,358	11,884,204	
				Total	45.15	12,185,318	2	2,903,651	15,088,971	

OA REPORT 10 FY 2019 GOVERNOR REC

DECISION ITEM DETAIL

Budget Unit	FY 2017	FY 2017	FY 2018	FY 2018	FY 2019	FY 2019	FY 2019	FY 2019
Decision Item	ACTUAL	ACTUAL	BUDGET	BUDGET	DEPT REQ	DEPT REQ	GOV REC	GOV REC
Budget Object Class	DOLLAR	FTE	DOLLAR	FTE	DOLLAR	FTE	DOLLAR	FTE
DOR IT CONSOLIDATION								
CORE								
ADMIN OFFICE SUPPORT ASSISTANT	11,040	0.34	0	0.00	0	0.00	0	0.00
SR OFC SUPPORT ASST (STENO)	0	0.00	7,371	0.25	7,371	0.25	7,371	0.25
OFFICE SUPPORT ASSISTANT	0	0.00	6,941	0.25	6,941	0.25	6,941	0.25
SR OFFICE SUPPORT ASSISTANT	0	0.00	71	0.00	71	0.00	71	0.00
INFO TECHNOLOGY OPERATOR I	6,343	0.23	0	0.00	0	0.00	0	0.00
INFO TECHNOLOGY OPERATOR II	23,092	0.74	32,867	1.50	32,867	1.50	32,867	1.50
INFORMATION TECHNOLOGIST I	64,205	1.89	70,216	1.00	70,216	1.00	70,216	1.00
INFORMATION TECHNOLOGIST II	32,880	0.88	211,621	4.94	211,621	4.94	211,621	4.94
INFORMATION TECHNOLOGIST III	85,310	2.07	53,751	1.25	53,751	1.25	53,751	1.25
INFORMATION TECHNOLOGIST IV	497,915	10.34	578,341	12.08	265,249	12.08	265,249	12.08
COMPUTER INFO TECH SUPV II	0	0.00	80,824	2.25	80,824	2.25	80,824	2.25
INFORMATION TECHNOLOGY SUPV	130,954	1.86	17,012	0.25	17,012	0.25	17,012	0.25
INFORMATION TECHNOLOGY SPEC I	559,309	10.32	574,932	12.98	574,932	12.98	574,932	12.98
INFORMATION TECHNOLOGY SPEC II	116,737	1.70	232,089	3.75	232,089	3.75	232,089	3.75
INFORMATION TECHNOLOGY SR SPEC	60,068	0.81	0	0.00	0	0.00	0	0.00
COMP INFO TECHNOLOGY MGR I	21,672	0.30	18,157	0.25	18,157	0.25	18,157	0.25
ACCOUNTANT I	6,151	0.17	9,573	0.25	9,573	0.25	9,573	0.25
ACCOUNTANT II	0	0.00	32	0.00	32	0.00	32	0.00
ACCOUNTING GENERALIST I	639	0.02	0	0.00	0	0.00	0	0.00
EXECUTIVE I	0	0.00	9,408	0.25	9,408	0.25	9,408	0.25
DATA PROCESSOR TECHNICAL	23,133	0.36	1,279	1.00	1,279	1.00	1,279	1.00
DATA PROCESSING MANAGER	19,619	0.25	20,732	0.25	20,732	0.25	20,732	0.25
SPECIAL ASST PROFESSIONAL	0	0.00	11,889	0.25	11,889	0.25	11,889	0.25
SPECIAL ASST OFFICE & CLERICAL	0	0.00	100,047	2.40	100,047	2.40	100,047	2.40
OTHER	0	0.00	1,480,706	0.00	1,480,706	0.00	1,480,706	0.00
TOTAL - PS	1,659,067	32.28	3,517,859	45.15	3,204,767	45.15	3,204,767	45.15
TRAVEL, IN-STATE	0	0.00	0	0.00	2	0.00	2	0.00
SUPPLIES	0	0.00	39,426	0.00	39,428	0.00	39,428	0.00
PROFESSIONAL DEVELOPMENT	0	0.00	250	0.00	251	0.00	251	0.00
COMMUNICATION SERV & SUPP	115,396	0.00	250,142	0.00	250,143	0.00	250,143	0.00
PROFESSIONAL SERVICES	3,490,942	0.00	9,868,866	0.00	9,868,857	0.00	9,868,857	0.00
M&R SERVICES	427,162	0.00	1,305,955	0.00	1,305,956	0.00	1,305,956	0.00

OA REPORT 10 FY 2019 GOVERNOR REC

DECISION ITEM DETAIL

Budget Unit	FY 2017	FY 2017	FY 2018	FY 2018	FY 2019	FY 2019	FY 2019	FY 2019
Decision Item	ACTUAL	ACTUAL	BUDGET	BUDGET	DEPT REQ	DEPT REQ	GOV REC	GOV REC
Budget Object Class	DOLLAR	FTE	DOLLAR	FTE	DOLLAR	FTE	DOLLAR	FTE
DOR IT CONSOLIDATION								
CORE								
COMPUTER EQUIPMENT	70,404	0.00	401,241	0.00	401,242	0.00	401,242	0.00
OFFICE EQUIPMENT	0	0.00	9,000	0.00	9,001	0.00	9,001	0.00
OTHER EQUIPMENT	235	0.00	3,000	0.00	3,001	0.00	3,001	0.00
EQUIPMENT RENTALS & LEASES	0	0.00	6,093	0.00	6,093	0.00	6,093	0.00
MISCELLANEOUS EXPENSES	0	0.00	230	0.00	230	0.00	230	0.00
TOTAL - EE	4,104,139	0.00	11,884,203	0.00	11,884,204	0.00	11,884,204	0.00
GRAND TOTAL	\$5,763,206	32.28	\$15,402,062	45.15	\$15,088,971	45.15	\$15,088,971	45.15
GENERAL REVENUE	\$5,763,206	32.28	\$12,451,446	26.25	\$12,185,318	26.25	\$12,185,318	26.25
FEDERAL FUNDS	\$0	0.00	\$2	0.00	\$2	0.00	\$2	0.00
OTHER FUNDS	\$0	0.00	\$2,950,614	18.90	\$2,903,651	18.90	\$2,903,651	18.90

NEW DECISION ITEM
RANK: 5

Department Office of Administration	Budget Unit 30608C
Division Information Technology Services Division (ITSD)	
Implement Legislation for DOR MVDL DI# 1300014	HB Section 5.021

1. AMOUNT OF REQUEST

	FY 2019 Budget Request					FY 2019 Governor's Recommendation			
	GR	Federal	Other	Total		GR	Federal	Other	Total
PS	102,072	0	0	102,072	PS	102,072	0	0	102,072
EE	2,216,794	0	0	2,216,794	EE	2,216,794	0	0	2,216,794
PSD	0	0	0	0	PSD	0	0	0	0
TRF	0	0	0	0	TRF	0	0	0	0
Total	2,318,866	0	0	2,318,866	Total	2,318,866	0	0	2,318,866
FTE	2.00	0.00	0.00	2.00	FTE	2.00	0.00	0.00	2.00

Est. Fringe	0	0	0	0
--------------------	---	---	---	---

Note: Fringes budgeted in House Bill 5 except for certain fringes budgeted directly to MoDOT, Highway Patrol, and Conservation.

Est. Fringe	0	0	0	0
--------------------	---	---	---	---

Note: Fringes budgeted in House Bill 5 except for certain fringes budgeted directly to MoDOT, Highway Patrol, and Conservation.

Other Funds:

Other Funds:

2. THIS REQUEST CAN BE CATEGORIZED AS:

<input checked="" type="checkbox"/> New Legislation	<input type="checkbox"/> New Program	<input type="checkbox"/> Fund Switch
<input type="checkbox"/> Federal Mandate	<input type="checkbox"/> Program Expansion	<input type="checkbox"/> Cost to Continue
<input type="checkbox"/> GR Pick-Up	<input type="checkbox"/> Space Request	<input type="checkbox"/> Equipment Replacement
<input type="checkbox"/> Pay Plan	<input type="checkbox"/> Other: _____	

3. WHY IS THIS FUNDING NEEDED? PROVIDE AN EXPLANATION FOR ITEMS CHECKED IN #2. INCLUDE THE FEDERAL OR STATE STATUTORY OR CONSTITUTIONAL AUTHORIZATION FOR THIS PROGRAM.

House Bill 151 requires the Department of Revenue to amend its procedures for applying for a driver license or identification card in order to comply with the federal Real ID Act. The Department must give applicants the option of either a Real ID compliant driver license or identification card or a license or identification card that is not in compliance with the Real ID Act. The Department is required to inform applicants of the difference between the compliant and non-compliant documents, specifically that the Real ID-compliant driver license or identification card can be used for federal purposes such as commercial domestic air travel and gaining access to military bases and most federal government facilities, while the non-compliant document cannot.

The costs being requested are to implement the requirements of House Bill 151; however, the costs by fiscal year are based on a targeted implementation date of March 1, 2019. Funds will be needed ongoing to continue producing these IDs for following fiscal years.

NEW DECISION ITEM
RANK: 5

Department Office of Administration	Budget Unit <u>30608C</u>
Division Information Technology Services Division (ITSD)	
Implement Legislation for DOR MVDL DI# 1300014	HB Section <u>5.021</u>

4. DESCRIBE THE DETAILED ASSUMPTIONS USED TO DERIVE THE SPECIFIC REQUESTED AMOUNT. (How did you determine that the requested number of FTE were appropriate? From what source or standard did you derive the requested levels of funding? Were alternatives such as outsourcing or automation considered? If based on new legislation, does request tie to TAFP fiscal note? If not, explain why. Detail which portions of the request are one-times and how those amounts were calculated.)

The following are one-time hook-ups necessary to establish communication.
 US Passport Verification hook-up - \$8,440 and State-to-State Verficiation hook-up - \$96,331. Total hook-ups = \$104,771.

The following is the anticipated number of duplicate requests (DOR MVDL estimated that an additional 60% will apply for a duplicate ID and not wait for their normal renewal period to obtain a REAL ID document.
 Driver License document volume increase due to duplicate transactions applied for - \$490,170.

The following are per transaction costs for 4 months.
 National Association for Public Health Statistics and Information Systems (NAPHSIS) Verification (Birth Certificate) - \$515,513, US Passport Verification - \$6,200, Social Security Online Verification - \$11,965, and State-to-State Verification System - \$114,306. Total transaction costs for 4 months = \$647,984. (Additional on-going costs are estimated at \$1,943,952 annually)

The following are for hardware, software, and professional services necessary for the architecture required in the legislation.
 Professional Services - ECM - \$50,000, Cabling - \$5,000, Encryption - \$14,976. Total Professional Services = \$69,976.
 Hardware/Software - Storage devices - \$90,000; ECM Software - \$400,000; Database Licensing - \$60,000; Database, ECM, and AD Servers - \$60,000; UPS - \$3,000; Switches - \$88,000; Racks - \$10,000; PCs - \$5,000; Printer and flash drives - \$2,500; Encryption licenses - \$4,160; Rack, UPS, and Switch for 470 - \$17,500; Fiber run to 470 - \$15,000; Tape Library for disaster recovery - \$100,000. Total HW/SW = \$855,160.
 Maintenance for 4 months - Storage Devices, ECM and Database Software, Servers, UPS, Switches = \$46,733; Total maintenance for 4 months = \$46,733. (Additional on-going maintenance costs are estimated at \$147,200 annually).

Personal Service costs for ITSD to support the system is the equivalent of two Information Technology Specialist I's at \$51,036 each, total \$102,072. The following tasks are anticipated to take 50 % of each FTE - DBA SQL Server Support, OSS & Back-up Support, ECM Support. The remaining 50% of an FTE will handle Desktop Support, Operations and Monitoring, AD Support and Network Support. This is a stand-alone system and these costs will be charged directly to GR.

Total Requested: \$2,318,866
 Anticipated on-going costs are \$2,193,024 annually for subscriptions and maintenance. ITSD anticipates using the balance of on-going appropriation to refresh related hardware.

NEW DECISION ITEM
RANK: 5

Department Office of Administration	Budget Unit <u>30608C</u>
Division Information Technology Services Division (ITSD)	
Implement Legislation for DOR MVDL <u>DI# 1300014</u>	HB Section <u>5.021</u>

5. BREAK DOWN THE REQUEST BY BUDGET OBJECT CLASS, JOB CLASS, AND FUND SOURCE. IDENTIFY ONE-TIME COSTS.

Budget Object Class/Job Class	Dept Req GR DOLLARS	Dept Req GR FTE	Dept Req FED DOLLARS	Dept Req FED FTE	Dept Req OTHER DOLLARS	Dept Req OTHER FTE	Dept Req TOTAL DOLLARS	Dept Req TOTAL FTE	Dept Req One-Time DOLLARS
Information Tech Specialist I	102,072	2.0					102,072	2.0	
Total PS	102,072	2.0	0	0.0	0	0.0	102,072	2.0	0
400 - Professional Services	69,976						69,976		
430 - Maintenance, Installation, Subscriptions	1,291,658						1,291,658		
480 - Computer Equipment	855,160						855,160		
Total EE	2,216,794		0		0		2,216,794		0
Program Distributions							0		
Total PSD	0		0		0		0		0
Transfers									
Total TRF	0		0		0		0		0
Grand Total	2,318,866	2.0	0	0.0	0	0.0	2,318,866	2.0	0

NEW DECISION ITEM
RANK: 5

Department Office of Administration			Budget Unit 30608C						
Division Information Technology Services Division (ITSD)									
Implement Legislation for DOR MVDL	DI# 1300014		HB Section 5.021						
Budget Object Class/Job Class	Gov Rec GR DOLLARS	Gov Rec GR FTE	Gov Rec FED DOLLARS	Gov Rec FED FTE	Gov Rec OTHER DOLLARS	Gov Rec OTHER FTE	Gov Rec TOTAL DOLLARS	Gov Rec TOTAL FTE	Gov Rec One-Time DOLLARS
Information Tech Specialist I	102,072	2.0					102,072	2.0	
Total PS	102,072	2.0	0	0.0	0	0.0	102,072	2.0	0
400 - Professional Services	69,976						69,976		
430 - Maintenance, Installation, Subscriptions	1,291,658						1,291,658		
480 - Computer Equipment	855,160						855,160		
Total EE	2,216,794		0		0		2,216,794		0
Program Distributions							0		
Total PSD	0		0		0		0		0
Transfers									
Total TRF	0		0		0		0		0
Grand Total	2,318,866	2.0	0	0.0	0	0.0	2,318,866	2.0	0

NEW DECISION ITEM
RANK: 5

Department Office of Administration	Budget Unit <u>30608C</u>
Division Information Technology Services Division (ITSD)	
Implement Legislation for DOR MVDL <u>DI# 1300014</u>	HB Section <u>5.021</u>

6. PERFORMANCE MEASURES (If new decision item has an associated core, separately identify projected performance with & without additional funding.)

6a. Provide an effectiveness measure.

Data storage location meets statutory requirement to be secure and not connected to the internet or wide area network, reducing overall risk of unauthorized access. DOR NDI indicates a need for increased agency FTE.

6b. Provide an efficiency measure.

Servers will be located in current secure SDC location, segregated from other devices, with limited access by technical staff for purposes of performing required maintenance and security updates.

6c. Provide the number of clients/individuals served, if applicable.

Access for technical support and business unit retrieval of data estimated to be approved for approximately thirty users servicing approximately 4.7 million potential record holders who may apply for REAL ID compliant documents.

6d. Provide a customer satisfaction measure, if available.

Server(s) are located in secure SDC location, not accessible by Internet or wide area network, meeting the provisions of Missouri law.

7. STRATEGIES TO ACHIEVE THE PERFORMANCE MEASUREMENT TARGETS:

Purchase and implement required hardware and software to install secure servers;
 Locate servers in the existing secure SDC site;
 Ensure servers are not accessible by Internet or wide area network,
 Ensure access protocols have been defined further limiting access to approved technical support staff and business users;
 Ensure the devices and method of storage and retrieval of data from the defined servers meet the provisions of Missouri law for storage of application and source document data for persons requesting a REAL ID compliant document.

OA REPORT 10 FY 2019 GOVERNOR REC

DECISION ITEM DETAIL

Budget Unit	FY 2017	FY 2017	FY 2018	FY 2018	FY 2019	FY 2019	FY 2019	FY 2019
Decision Item	ACTUAL	ACTUAL	BUDGET	BUDGET	DEPT REQ	DEPT REQ	GOV REC	GOV REC
Budget Object Class	DOLLAR	FTE	DOLLAR	FTE	DOLLAR	FTE	DOLLAR	FTE
DOR IT CONSOLIDATION								
ITSD-DOR Real ID - 1300014								
INFORMATION TECHNOLOGY SPEC I	0	0.00	0	0.00	102,072	2.00	102,072	2.00
TOTAL - PS	0	0.00	0	0.00	102,072	2.00	102,072	2.00
PROFESSIONAL SERVICES	0	0.00	0	0.00	69,976	0.00	69,976	0.00
M&R SERVICES	0	0.00	0	0.00	1,291,858	0.00	1,291,658	0.00
COMPUTER EQUIPMENT	0	0.00	0	0.00	855,160	0.00	855,160	0.00
TOTAL - EE	0	0.00	0	0.00	2,216,994	0.00	2,216,794	0.00
GRAND TOTAL	\$0	0.00	\$0	0.00	\$2,319,066	2.00	\$2,318,866	2.00
GENERAL REVENUE	\$0	0.00	\$0	0.00	\$2,319,066	2.00	\$2,318,866	2.00
FEDERAL FUNDS	\$0	0.00	\$0	0.00	\$0	0.00	\$0	0.00
OTHER FUNDS	\$0	0.00	\$0	0.00	\$0	0.00	\$0	0.00

OA REPORT 9 FY 2019 GOVERNOR REC

DECISION ITEM SUMMARY

Budget Unit								
Decision Item	FY 2017	FY 2017	FY 2018	FY 2018	FY 2019	FY 2019	FY 2019	FY 2019
Budget Object Summary	ACTUAL	ACTUAL	BUDGET	BUDGET	DEPT REQ	DEPT REQ	GOV REC	GOV REC
Fund	DOLLAR	FTE	DOLLAR	FTE	DOLLAR	FTE	DOLLAR	FTE
OA IT CONSOLIDATION								
CORE								
PERSONAL SERVICES								
GENERAL REVENUE	0	0.00	1,169,837	0.00	500,000	0.00	500,000	0.00
OA INFORMATION TECH FED& OTHER	0	0.00	1	0.00	1	0.00	1	0.00
STATE FACILITY MAINT & OPERAT	69,976	0.96	94,227	1.62	94,227	1.62	94,227	1.62
OA REVOLVING ADMINISTRATIVE TR	0	0.00	10,302	0.00	10,302	0.00	10,302	0.00
TOTAL - PS	69,976	0.96	1,274,367	1.62	604,530	1.62	604,530	1.62
EXPENSE & EQUIPMENT								
GENERAL REVENUE	0	0.00	3,807,541	0.00	3,807,541	0.00	3,807,541	0.00
OA INFORMATION TECH FED& OTHER	0	0.00	1	0.00	1	0.00	1	0.00
FEDERAL SURPLUS PROPERTY	0	0.00	112,638	0.00	112,638	0.00	112,638	0.00
STATE FACILITY MAINT & OPERAT	277,014	0.00	328,083	0.00	328,083	0.00	328,083	0.00
OA REVOLVING ADMINISTRATIVE TR	693	0.00	24,999	0.00	24,999	0.00	24,999	0.00
CHILDREN'S TRUST	0	0.00	4,199	0.00	4,199	0.00	4,199	0.00
TOTAL - EE	277,707	0.00	4,277,461	0.00	4,277,461	0.00	4,277,461	0.00
TOTAL	347,683	0.96	5,551,828	1.62	4,881,991	1.62	4,881,991	1.62
Pay Plan - 0000012								
PERSONAL SERVICES								
STATE FACILITY MAINT & OPERAT	0	0.00	0	0.00	0	0.00	176	0.00
TOTAL - PS	0	0.00	0	0.00	0	0.00	176	0.00
TOTAL	0	0.00	0	0.00	0	0.00	176	0.00
GRAND TOTAL	\$347,683	0.96	\$5,551,828	1.62	\$4,881,991	1.62	\$4,882,167	1.62

CORE DECISION ITEM

Department	Office of Administration	Budget Unit	<u>30606C</u>
Division	Information Technology Services Division (ITSD)	HB Section	<u>5.025</u>
Core	OA IT Core		

1. CORE FINANCIAL SUMMARY

	FY 2019 Budget Request						FY 2019 Governor's Recommendation				
	GR	Federal	Other	Total	E		GR	Federal	Other	Total	E
PS	500,000	1	104,529	604,530		PS	500,000	1	104,529	604,530	
EE	3,807,541	1	469,919	4,277,461		EE	3,807,541	1	469,919	4,277,461	
PSD	0	0	0	0		PSD	0	0	0	0	
TRF	0	0	0	0		TRF	0	0	0	0	
Total	4,307,541	2	574,448	4,881,991		Total	4,307,541	2	574,448	4,881,991	
FTE	0.00	0.00	1.62	1.62		FTE	0.00	0.00	1.62	1.62	

Est. Fringe	<u>148,500</u>	<u>0</u>	<u>48,522</u>	<u>197,022</u>
--------------------	----------------	----------	---------------	----------------

Note: Fringes budgeted in House Bill 5 except for certain fringes budgeted directly to MoDOT, Highway Patrol, and Conservation.

Est. Fringe	<u>148,500</u>	<u>0</u>	<u>48,522</u>	<u>197,022</u>
--------------------	----------------	----------	---------------	----------------

Note: Fringes budgeted in House Bill 5 except for certain fringes budgeted directly to MoDOT, Highway Patrol, and Conservation.

Other Funds: See Decision Item Summary on Previous Pages

Other Funds: See Decision Item Summary on Previous Pages

2. CORE DESCRIPTION

This core request is for funding to support daily IT operations specific to the Office of Administration (OA). These funds are used for new IT hardware and software, hardware maintenance, annual software licensing, State Data Center and telecommunications/network charges and other IT support for OA.

3. PROGRAM LISTING (list programs included in this core funding)

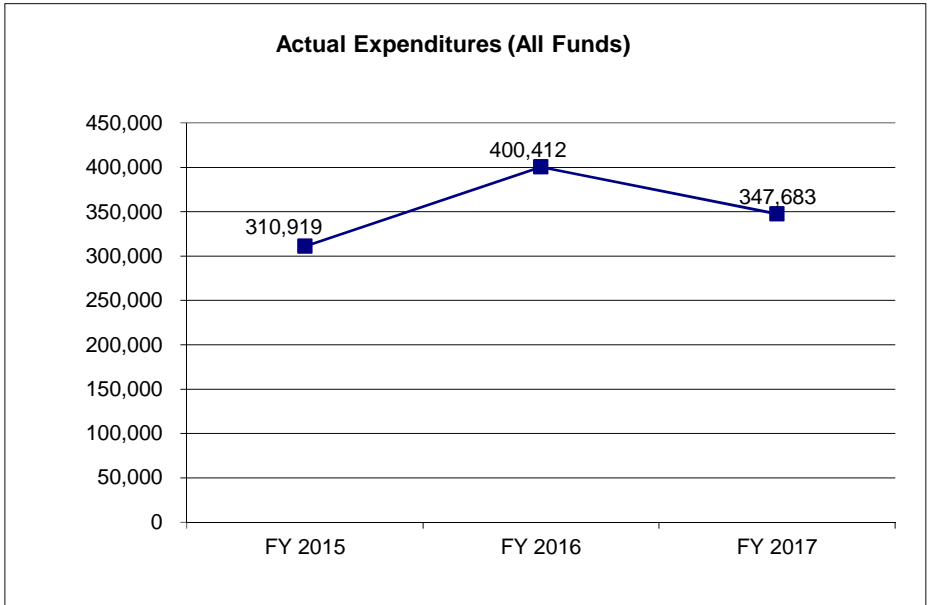
ITSD-OA

CORE DECISION ITEM

Department	Office of Administration	Budget Unit	30606C
Division	Information Technology Services Division (ITSD)		
Core	OA IT Core	HB Section	5.025

4. FINANCIAL HISTORY

	FY 2015 Actual	FY 2016 Actual	FY 2017 Actual	FY 2018 Current Yr.
Appropriation (All Funds)	415,015	455,564	457,613	5,551,828
Less Reverted (All Funds)	0	0	0	0
Less Restricted (All Funds)*	0	0	0	0
Budget Authority (All Funds)	415,015	455,564	457,613	5,551,828
Actual Expenditures (All Funds)	310,919	400,412	347,683	N/A
Unexpended (All Funds)	104,096	55,152	109,930	0
Unexpended, by Fund:				
General Revenue	0	0	0	N/A
Federal	0	0	0	N/A
Other	104,096	55,152	109,930	N/A



Reverted includes the statutory three-percent reserve amount (when applicable).

Restricted includes any Governor's Expenditure Restrictions which remained at the end of the fiscal year (when applicable).

NOTES:

CORE RECONCILIATION DETAIL

STATE
OA IT CONSOLIDATION

5. CORE RECONCILIATION DETAIL

	Budget Class	FTE	GR	Federal	Other	Total	Explanation
TAFP AFTER VETOES							
	PS	1.62	1,169,837	1	104,529	1,274,367	
	EE	0.00	3,807,541	1	469,919	4,277,461	
	Total	1.62	4,977,378	2	574,448	5,551,828	
DEPARTMENT CORE ADJUSTMENTS							
Core Reallocation	394 3683 PS	0.00	(669,837)	0	0	(669,837)	To establish Personal Service budget for projects.
NET DEPARTMENT CHANGES		0.00	(669,837)	0	0	(669,837)	
DEPARTMENT CORE REQUEST							
	PS	1.62	500,000	1	104,529	604,530	
	EE	0.00	3,807,541	1	469,919	4,277,461	
	Total	1.62	4,307,541	2	574,448	4,881,991	
GOVERNOR'S RECOMMENDED CORE							
	PS	1.62	500,000	1	104,529	604,530	
	EE	0.00	3,807,541	1	469,919	4,277,461	
	Total	1.62	4,307,541	2	574,448	4,881,991	

OA REPORT 10 FY 2019 GOVERNOR REC

DECISION ITEM DETAIL

Budget Unit	FY 2017	FY 2017	FY 2018	FY 2018	FY 2019	FY 2019	FY 2019	FY 2019
Decision Item	ACTUAL	ACTUAL	BUDGET	BUDGET	DEPT REQ	DEPT REQ	GOV REC	GOV REC
Budget Object Class	DOLLAR	FTE	DOLLAR	FTE	DOLLAR	FTE	DOLLAR	FTE
OA IT CONSOLIDATION								
CORE								
INFORMATION TECHNOLOGIST II	0	0.00	10,340	0.27	10,340	0.27	10,340	0.27
INFORMATION TECHNOLOGIST IV	3,263	0.06	36,826	0.54	36,826	0.54	36,826	0.54
INFORMATION TECHNOLOGY SUPV	37,820	0.51	0	0.00	0	0.00	0	0.00
INFORMATION TECHNOLOGY SPEC II	21,773	0.30	0	0.00	0	0.00	0	0.00
COMP INFO TECHNOLOGY MGR I	0	0.00	38,781	0.54	38,781	0.54	38,781	0.54
DATA PROCESSING MANAGER	7,120	0.09	18,582	0.27	18,582	0.27	18,582	0.27
OTHER	0	0.00	1,169,838	0.00	500,001	0.00	500,001	0.00
TOTAL - PS	69,976	0.96	1,274,367	1.62	604,530	1.62	604,530	1.62
TRAVEL, IN-STATE	149	0.00	10	0.00	11	0.00	11	0.00
SUPPLIES	143	0.00	1,446	0.00	1,447	0.00	1,447	0.00
PROFESSIONAL DEVELOPMENT	0	0.00	0	0.00	1	0.00	1	0.00
COMMUNICATION SERV & SUPP	26,157	0.00	29,610	0.00	29,611	0.00	29,611	0.00
PROFESSIONAL SERVICES	154,569	0.00	4,018,589	0.00	4,018,581	0.00	4,018,581	0.00
M&R SERVICES	66,962	0.00	77,460	0.00	77,461	0.00	77,461	0.00
COMPUTER EQUIPMENT	28,084	0.00	148,546	0.00	148,547	0.00	148,547	0.00
OFFICE EQUIPMENT	0	0.00	0	0.00	1	0.00	1	0.00
OTHER EQUIPMENT	1,643	0.00	0	0.00	1	0.00	1	0.00
EQUIPMENT RENTALS & LEASES	0	0.00	1,800	0.00	1,800	0.00	1,800	0.00
TOTAL - EE	277,707	0.00	4,277,461	0.00	4,277,461	0.00	4,277,461	0.00
GRAND TOTAL	\$347,683	0.96	\$5,551,828	1.62	\$4,881,991	1.62	\$4,881,991	1.62
GENERAL REVENUE	\$0	0.00	\$4,977,378	0.00	\$4,307,541	0.00	\$4,307,541	0.00
FEDERAL FUNDS	\$0	0.00	\$2	0.00	\$2	0.00	\$2	0.00
OTHER FUNDS	\$347,683	0.96	\$574,448	1.62	\$574,448	1.62	\$574,448	1.62

OA REPORT 9 FY 2019 GOVERNOR REC

DECISION ITEM SUMMARY

Budget Unit								
Decision Item	FY 2017	FY 2017	FY 2018	FY 2018	FY 2019	FY 2019	FY 2019	FY 2019
Budget Object Summary	ACTUAL	ACTUAL	BUDGET	BUDGET	DEPT REQ	DEPT REQ	GOV REC	GOV REC
Fund	DOLLAR	FTE	DOLLAR	FTE	DOLLAR	FTE	DOLLAR	FTE
MDA IT CONSOLIDATION								
CORE								
PERSONAL SERVICES								
GENERAL REVENUE	0	0.00	191,822	0.00	191,822	0.00	191,822	0.00
OA INFORMATION TECH FED& OTHER	0	0.00	1	0.00	1	0.00	1	0.00
STATE FAIR FEE	0	0.00	15,300	0.00	15,299	0.00	15,299	0.00
PETROLEUM INSPECTION FUND	0	0.00	1	0.00	1	0.00	1	0.00
MISSOURI LAND SURVEY FUND	0	0.00	25,500	0.00	25,499	0.00	25,499	0.00
AGRICULTURE PROTECTION	0	0.00	68,344	1.10	67,844	1.10	67,844	1.10
TOTAL - PS	0	0.00	300,968	1.10	300,466	1.10	300,466	1.10
EXPENSE & EQUIPMENT								
GENERAL REVENUE	0	0.00	267,439	0.00	267,439	0.00	267,439	0.00
OA INFORMATION TECH FED& OTHER	0	0.00	1	0.00	1	0.00	1	0.00
ANIMAL HEALTH LABORATORY FEES	0	0.00	5,924	0.00	5,924	0.00	5,924	0.00
ANIMAL CARE RESERVE	0	0.00	9,406	0.00	9,406	0.00	9,406	0.00
LIVESTOCK BRANDS	0	0.00	2,997	0.00	2,997	0.00	2,997	0.00
COMMODITY COUNCIL MERCHANISING	0	0.00	875	0.00	875	0.00	875	0.00
SP ANIMAL FAC LOAN PROGRAM	0	0.00	1,154	0.00	1,154	0.00	1,154	0.00
STATE FAIR FEE	0	0.00	24,623	0.00	24,623	0.00	24,623	0.00
LIVESTOCK SALES & MARKETS FEES	0	0.00	259	0.00	259	0.00	259	0.00
LIVESTOCK DEALER LAW ENF & ADM	0	0.00	94	0.00	94	0.00	94	0.00
MILK INSPECTION FEES	0	0.00	4,960	0.00	4,960	0.00	4,960	0.00
GRAIN INSPECTION FEES	0	0.00	33,844	0.00	33,844	0.00	33,844	0.00
MISSOURI LAND SURVEY FUND	0	0.00	153,284	0.00	153,284	0.00	153,284	0.00
AGRICULTURE BUSINESS DEVELOPMT	0	0.00	2,490	0.00	2,490	0.00	2,490	0.00
MISSOURI WINE AND GRAPE FUND	0	0.00	10,116	0.00	10,116	0.00	10,116	0.00
AGRICULTURE DEVELOPMENT	0	0.00	879	0.00	879	0.00	879	0.00
INSTITUTION GIFT TRUST	0	0.00	89	0.00	89	0.00	89	0.00
AGRICULTURE PROTECTION	0	0.00	71,124	0.00	71,124	0.00	71,124	0.00
TOTAL - EE	0	0.00	589,558	0.00	589,558	0.00	589,558	0.00
TOTAL	0	0.00	890,526	1.10	890,024	1.10	890,024	1.10
GRAND TOTAL	\$0	0.00	\$890,526	1.10	\$890,024	1.10	\$890,024	1.10

1/16/18 14:06

im_disummary

CORE DECISION ITEM

Department	Office of Administration	Budget Unit	<u>30604C</u>
Division	Information Technology Services Division (ITSD)	HB Section	<u>5.025</u>
Core	MDA IT Core		

1. CORE FINANCIAL SUMMARY

	FY 2019 Budget Request						FY 2019 Governor's Recommendation				
	GR	Federal	Other	Total	E		GR	Federal	Other	Total	E
PS	191,822	1	108,643	300,466		PS	191,822	1	108,643	300,466	
EE	267,447	1	322,133	589,581		EE	267,447	1	322,133	589,581	
PSD	0	0	0	0		PSD	0	0	0	0	
TRF	0	0	0	0		TRF	0	0	0	0	
Total	459,269	2	430,776	890,047		Total	459,269	2	430,776	890,047	
FTE	0.00	0.00	1.10	1.10		FTE	0.00	0.00	1.10	1.10	

Est. Fringe	56,971	0	44,134	101,105
--------------------	--------	---	--------	---------

Note: Fringes budgeted in House Bill 5 except for certain fringes budgeted directly to MoDOT, Highway Patrol, and Conservation.

Est. Fringe	56,971	0	44,134	101,105
--------------------	--------	---	--------	---------

Note: Fringes budgeted in House Bill 5 except for certain fringes budgeted directly to MoDOT, Highway Patrol, and Conservation.

Other Funds: See Decision Item Summary on Previous Pages

Other Funds: See Decision Item Summary on Previous Pages

2. CORE DESCRIPTION

This core request is for funding to support daily IT operations specific to the Missouri Department of Agriculture (MDA). These funds are used for new IT hardware and software, hardware maintenance, annual software licensing, State Data Center and telecommunications/network charges and other IT support for MDA.

3. PROGRAM LISTING (list programs included in this core funding)

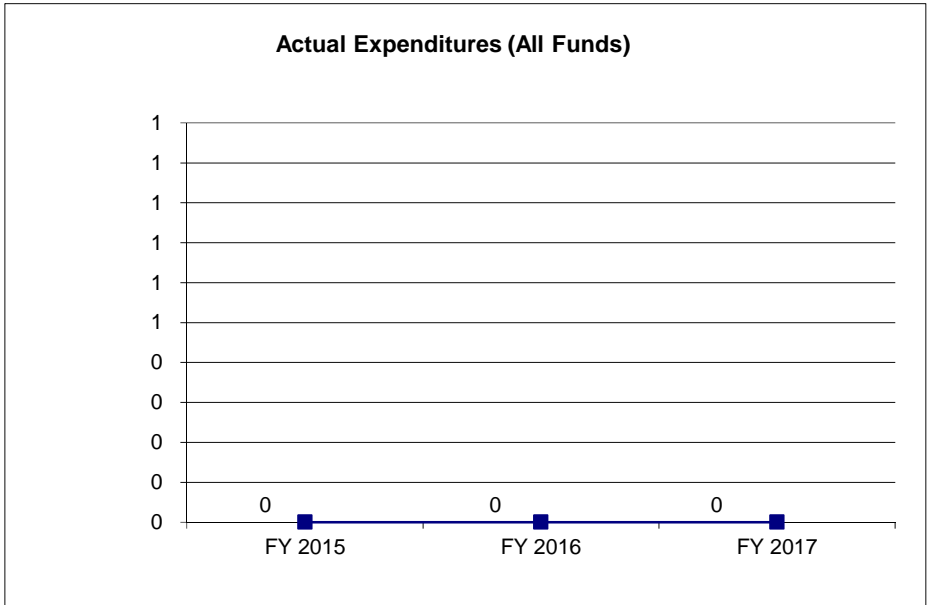
ITSD-MDA

CORE DECISION ITEM

Department	Office of Administration	Budget Unit	<u>30604C</u>
Division	Information Technology Services Division (ITSD)	HB Section	<u>5.025</u>
Core	MDA IT Core		

4. FINANCIAL HISTORY

	FY 2015 Actual	FY 2016 Actual	FY 2017 Actual	FY 2018 Current Yr.
Appropriation (All Funds)	0	0	0	890,526
Less Reverted (All Funds)	0	0	0	0
Less Restricted (All Funds)*	0	0	0	0
Budget Authority (All Funds)	0	0	0	890,526
Actual Expenditures (All Funds)	0	0	0	N/A
Unexpended (All Funds)	0	0	0	0
Unexpended, by Fund:				
General Revenue	0	0	0	N/A
Federal	0	0	0	N/A
Other	0	0	0	N/A



Reverted includes the statutory three-percent reserve amount (when applicable).

Restricted includes any Governor's Expenditure Restrictions which remained at the end of the fiscal year (when applicable).

NOTES:

CORE RECONCILIATION DETAIL

STATE
MDA IT CONSOLIDATION

5. CORE RECONCILIATION DETAIL

	Budget Class	FTE	GR	Federal	Other	Total	Explanation
TAFP AFTER VETOES							
	PS	1.10	191,822	1	109,145	300,968	
	EE	0.00	267,439	1	322,118	589,558	
	Total	1.10	459,261	2	431,263	890,526	
DEPARTMENT CORE ADJUSTMENTS							
Core Reallocation	388 3863 PS	0.00	0	0	(502)	(502)	To establish Personal Service budget for projects.
NET DEPARTMENT CHANGES		0.00	0	0	(502)	(502)	
DEPARTMENT CORE REQUEST							
	PS	1.10	191,822	1	108,643	300,466	
	EE	0.00	267,439	1	322,118	589,558	
	Total	1.10	459,261	2	430,761	890,024	
GOVERNOR'S RECOMMENDED CORE							
	PS	1.10	191,822	1	108,643	300,466	
	EE	0.00	267,439	1	322,118	589,558	
	Total	1.10	459,261	2	430,761	890,024	

OA REPORT 10 FY 2019 GOVERNOR REC

DECISION ITEM DETAIL

Budget Unit	FY 2017	FY 2017	FY 2018	FY 2018	FY 2019	FY 2019	FY 2019	FY 2019
Decision Item	ACTUAL	ACTUAL	BUDGET	BUDGET	DEPT REQ	DEPT REQ	GOV REC	GOV REC
Budget Object Class	DOLLAR	FTE	DOLLAR	FTE	DOLLAR	FTE	DOLLAR	FTE
MDA IT CONSOLIDATION								
CORE								
INFORMATION TECHNOLOGIST III	0	0.00	15,300	0.00	15,299	0.00	15,299	0.00
INFORMATION TECHNOLOGIST IV	0	0.00	5,223	0.00	4,723	0.00	4,723	0.00
INFORMATION TECHNOLOGY SPEC I	0	0.00	25,500	0.00	25,499	0.00	25,499	0.00
INFORMATION TECHNOLOGY SPEC II	0	0.00	57,397	1.00	57,397	1.00	57,397	1.00
DATA PROCESSING MANAGER	0	0.00	5,725	0.10	5,725	0.10	5,725	0.10
OTHER	0	0.00	191,823	0.00	191,823	0.00	191,823	0.00
TOTAL - PS	0	0.00	300,968	1.10	300,466	1.10	300,466	1.10
TRAVEL, IN-STATE	0	0.00	0	0.00	3	0.00	3	0.00
SUPPLIES	0	0.00	4,636	0.00	4,638	0.00	4,638	0.00
PROFESSIONAL DEVELOPMENT	0	0.00	335	0.00	338	0.00	338	0.00
COMMUNICATION SERV & SUPP	0	0.00	5,612	0.00	5,614	0.00	5,614	0.00
PROFESSIONAL SERVICES	0	0.00	336,326	0.00	336,312	0.00	336,312	0.00
M&R SERVICES	0	0.00	45,523	0.00	45,520	0.00	45,520	0.00
COMPUTER EQUIPMENT	0	0.00	196,632	0.00	196,633	0.00	196,633	0.00
OFFICE EQUIPMENT	0	0.00	0	0.00	3	0.00	3	0.00
OTHER EQUIPMENT	0	0.00	0	0.00	3	0.00	3	0.00
EQUIPMENT RENTALS & LEASES	0	0.00	494	0.00	494	0.00	494	0.00
TOTAL - EE	0	0.00	589,558	0.00	589,558	0.00	589,558	0.00
GRAND TOTAL	\$0	0.00	\$890,526	1.10	\$890,024	1.10	\$890,024	1.10
GENERAL REVENUE	\$0	0.00	\$459,261	0.00	\$459,261	0.00	\$459,261	0.00
FEDERAL FUNDS	\$0	0.00	\$2	0.00	\$2	0.00	\$2	0.00
OTHER FUNDS	\$0	0.00	\$431,263	1.10	\$430,761	1.10	\$430,761	1.10

OA REPORT 9 FY 2019 GOVERNOR REC

DECISION ITEM SUMMARY

Budget Unit								
Decision Item	FY 2017	FY 2017	FY 2018	FY 2018	FY 2019	FY 2019	FY 2019	FY 2019
Budget Object Summary	ACTUAL	ACTUAL	BUDGET	BUDGET	DEPT REQ	DEPT REQ	GOV REC	GOV REC
Fund	DOLLAR	FTE	DOLLAR	FTE	DOLLAR	FTE	DOLLAR	FTE
DNR IT CONSOLIDATION								
CORE								
PERSONAL SERVICES								
GENERAL REVENUE	0	0.00	149,563	0.00	75,155	0.00	75,155	0.00
OA INFORMATION TECH FED& OTHER	0	0.00	401,350	0.00	311,350	0.00	311,350	0.00
DNR COST ALLOCATION	0	0.00	2,373,709	53.66	1,395,064	53.66	1,395,064	53.66
TOTAL - PS	0	0.00	2,924,622	53.66	1,781,569	53.66	1,781,569	53.66
EXPENSE & EQUIPMENT								
GENERAL REVENUE	0	0.00	1	0.00	13,911	0.00	13,911	0.00
OA INFORMATION TECH FED& OTHER	0	0.00	1,161,928	0.00	1,161,928	0.00	1,161,928	0.00
MO AIR EMISSION REDUCTION	0	0.00	9,004	0.00	9,004	0.00	9,004	0.00
STATE PARKS EARNINGS	0	0.00	15,599	0.00	15,599	0.00	15,599	0.00
NATURAL RESOURCES REVOLVING SE	0	0.00	406	0.00	406	0.00	406	0.00
HISTORIC PRESERVATION REVOLV	0	0.00	2,338	0.00	2,338	0.00	2,338	0.00
DNR COST ALLOCATION	0	0.00	3,365,383	0.00	3,365,383	0.00	3,365,383	0.00
NATURAL RESOURCES PROTECTION	0	0.00	2,418	0.00	2,418	0.00	2,418	0.00
NRP-WATER POLLUTION PERMIT FEE	0	0.00	92,767	0.00	92,767	0.00	92,767	0.00
SOLID WASTE MGMT-SCRAP TIRE	0	0.00	5,893	0.00	5,893	0.00	5,893	0.00
SOLID WASTE MANAGEMENT	0	0.00	18,189	0.00	18,189	0.00	18,189	0.00
METALLIC MINERALS WASTE MGMT	0	0.00	74	0.00	74	0.00	74	0.00
NRP-AIR POLLUTION ASBESTOS FEE	0	0.00	2,840	0.00	2,840	0.00	2,840	0.00
PETROLEUM STORAGE TANK INS	0	0.00	5,358	0.00	5,358	0.00	5,358	0.00
UNDERGROUND STOR TANK REG PROG	0	0.00	2,335	0.00	2,335	0.00	2,335	0.00
NRP-AIR POLLUTION PERMIT FEE	0	0.00	79,400	0.00	79,400	0.00	79,400	0.00
PARKS SALES TAX	0	0.00	316,844	0.00	316,844	0.00	316,844	0.00
SOIL AND WATER SALES TAX	0	0.00	186,693	0.00	186,693	0.00	186,693	0.00
ENVIRONMENTAL RADIATION MONITR	0	0.00	338	0.00	338	0.00	338	0.00
GROUNDWATER PROTECTION	0	0.00	9,300	0.00	9,300	0.00	9,300	0.00
HAZARDOUS WASTE FUND	0	0.00	20,165	0.00	20,606	0.00	20,606	0.00
SAFE DRINKING WATER FUND	0	0.00	58,371	0.00	58,371	0.00	58,371	0.00
GEOLOGIC RESOURCES FUND	0	0.00	1,446	0.00	1,446	0.00	1,446	0.00
DRY-CLEANING ENVIRL RESP TRUST	0	0.00	441	0.00	0	0.00	0	0.00

1/16/18 14:06

im_disummary

OA REPORT 9 FY 2019 GOVERNOR REC

DECISION ITEM SUMMARY

Budget Unit								
Decision Item	FY 2017	FY 2017	FY 2018	FY 2018	FY 2019	FY 2019	FY 2019	FY 2019
Budget Object Summary	ACTUAL	ACTUAL	BUDGET	BUDGET	DEPT REQ	DEPT REQ	GOV REC	GOV REC
Fund	DOLLAR	FTE	DOLLAR	FTE	DOLLAR	FTE	DOLLAR	FTE
DNR IT CONSOLIDATION								
CORE								
EXPENSE & EQUIPMENT								
MINED LAND RECLAMATION	0	0.00	3,445	0.00	3,445	0.00	3,445	0.00
TOTAL - EE	0	0.00	5,360,976	0.00	5,374,886	0.00	5,374,886	0.00
TOTAL	0	0.00	8,285,598	53.66	7,156,455	53.66	7,156,455	53.66
Pay Plan - 0000012								
PERSONAL SERVICES								
DNR COST ALLOCATION	0	0.00	0	0.00	0	0.00	15,492	0.00
TOTAL - PS	0	0.00	0	0.00	0	0.00	15,492	0.00
TOTAL	0	0.00	0	0.00	0	0.00	15,492	0.00
GRAND TOTAL	\$0	0.00	\$8,285,598	53.66	\$7,156,455	53.66	\$7,171,947	53.66

CORE DECISION ITEM

Department	Office of Administration	Budget Unit	30602C
Division	Information Technology Services Division (ITSD)	HB Section	5.025
Core	DNR IT Core		

1. CORE FINANCIAL SUMMARY

	FY 2019 Budget Request						FY 2019 Governor's Recommendation				
	GR	Federal	Other	Total	E		GR	Federal	Other	Total	E
PS	75,155	311,350	1,395,064	1,781,569		PS	75,155	311,350	1,395,064	1,781,569	
EE	13,911	1,161,928	4,199,047	5,374,886		EE	13,911	1,161,928	4,199,047	5,374,886	
PSD	0	0	0	0		PSD	0	0	0	0	
TRF	0	0	0	0		TRF	0	0	0	0	
Total	89,066	1,473,278	5,594,111	7,156,455		Total	89,066	1,473,278	5,594,111	7,156,455	
FTE	0.00	0.00	53.66	53.66		FTE	0.00	0.00	53.66	53.66	

Est. Fringe	22,321	92,471	993,218	1,108,010
--------------------	--------	--------	---------	-----------

Note: Fringes budgeted in House Bill 5 except for certain fringes budgeted directly to MoDOT, Highway Patrol, and Conservation.

Est. Fringe	22,321	92,471	993,218	1,108,010
--------------------	--------	--------	---------	-----------

Note: Fringes budgeted in House Bill 5 except for certain fringes budgeted directly to MoDOT, Highway Patrol, and Conservation.

Other Funds: See Decision Item Summary on Previous Pages

Other Funds: See Decision Item Summary on Previous Pages

2. CORE DESCRIPTION

This core request is for funding to support daily IT operations specific to the Department of Natural Resources (DNR). These funds are used for new IT hardware and software, hardware maintenance, annual software licensing, State Data Center and telecommunications/network charges and other IT support for DNR.

3. PROGRAM LISTING (list programs included in this core funding)

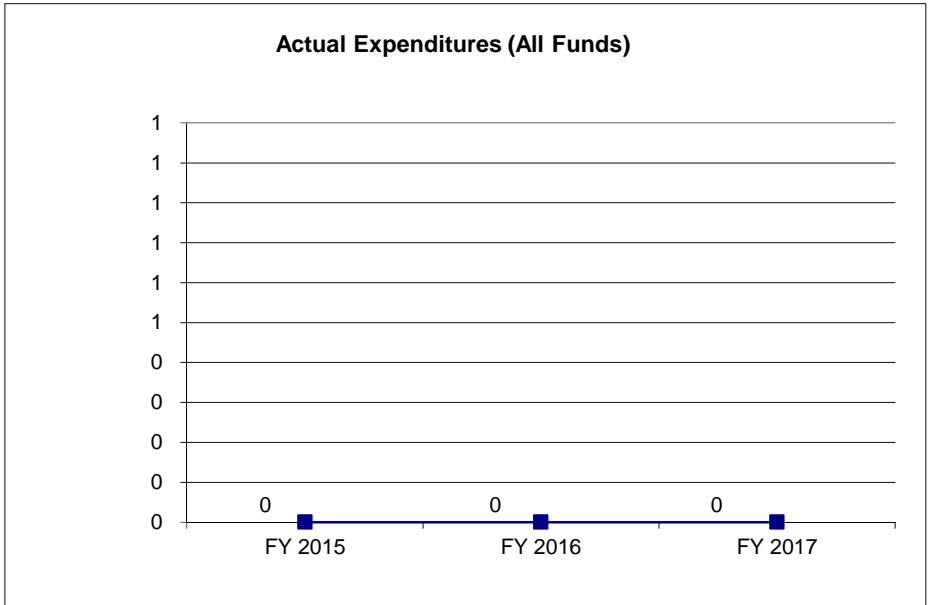
ITSD-DNR

CORE DECISION ITEM

Department	Office of Administration	Budget Unit	<u>30602C</u>
Division	Information Technology Services Division (ITSD)	HB Section	<u>5.025</u>
Core	DNR IT Core		

4. FINANCIAL HISTORY

	FY 2015 Actual	FY 2016 Actual	FY 2017 Actual	FY 2018 Current Yr.
Appropriation (All Funds)	0	0	0	8,285,598
Less Reverted (All Funds)	0	0	0	0
Less Restricted (All Funds)*	0	0	0	0
Budget Authority (All Funds)	0	0	0	8,285,598
Actual Expenditures (All Funds)	0	0	0	N/A
Unexpended (All Funds)	0	0	0	0
Unexpended, by Fund:				
General Revenue	0	0	0	N/A
Federal	0	0	0	N/A
Other	0	0	0	N/A



Reverted includes the statutory three-percent reserve amount (when applicable).

Restricted includes any Governor's Expenditure Restrictions which remained at the end of the fiscal year (when applicable).

NOTES:

CORE RECONCILIATION DETAIL

STATE
DNR IT CONSOLIDATION

5. CORE RECONCILIATION DETAIL

				Budget Class	FTE	GR	Federal	Other	Total	Explanation
TAFP AFTER VETOES										
				PS	53.66	149,563	401,350	2,373,709	2,924,622	
				EE	0.00	1	1,161,928	4,199,047	5,360,976	
				Total	53.66	149,564	1,563,278	6,572,756	8,285,598	
DEPARTMENT CORE ADJUSTMENTS										
Core Reallocation	380	3753		PS	0.00	(74,408)	0	0	(74,408)	To establish Personnel Service budget for projects.
Core Reallocation	380	3866		PS	0.00	0	0	(978,645)	(978,645)	To establish Personnel Service budget for projects.
Core Reallocation	380	3832		PS	0.00	0	(90,000)	0	(90,000)	To establish Personnel Service budget for projects.
Core Reallocation	649	3757		EE	0.00	13,910	0	0	13,910	Reallocate to better align to projected spending for each appropriation.
				NET DEPARTMENT CHANGES	0.00	(60,498)	(90,000)	(978,645)	(1,129,143)	
DEPARTMENT CORE REQUEST										
				PS	53.66	75,155	311,350	1,395,064	1,781,569	
				EE	0.00	13,911	1,161,928	4,199,047	5,374,886	
				Total	53.66	89,066	1,473,278	5,594,111	7,156,455	
GOVERNOR'S RECOMMENDED CORE										
				PS	53.66	75,155	311,350	1,395,064	1,781,569	
				EE	0.00	13,911	1,161,928	4,199,047	5,374,886	
				Total	53.66	89,066	1,473,278	5,594,111	7,156,455	

OA REPORT 10 FY 2019 GOVERNOR REC

DECISION ITEM DETAIL

Budget Unit	FY 2017	FY 2017	FY 2018	FY 2018	FY 2019	FY 2019	FY 2019	FY 2019
Decision Item	ACTUAL	ACTUAL	BUDGET	BUDGET	DEPT REQ	DEPT REQ	GOV REC	GOV REC
Budget Object Class	DOLLAR	FTE	DOLLAR	FTE	DOLLAR	FTE	DOLLAR	FTE
DNR IT CONSOLIDATION								
CORE								
ADMIN OFFICE SUPPORT ASSISTANT	0	0.00	22,807	0.75	22,807	0.75	22,807	0.75
OFFICE SUPPORT ASSISTANT	0	0.00	11	0.00	11	0.00	11	0.00
SR OFFICE SUPPORT ASSISTANT	0	0.00	12	0.00	12	0.00	12	0.00
INFORMATION TECHNOLOGIST I	0	0.00	97,008	3.87	97,008	3.87	97,008	3.87
INFORMATION TECHNOLOGIST II	0	0.00	46,010	1.29	46,010	1.29	46,010	1.29
INFORMATION TECHNOLOGIST III	0	0.00	98,128	2.42	48,128	2.42	48,128	2.42
INFORMATION TECHNOLOGIST IV	0	0.00	559,409	18.69	309,409	18.69	309,409	18.69
COMPUTER INFO TECH SUPV I	0	0.00	100,663	1.93	100,663	1.93	100,663	1.93
COMPUTER INFO TECH SUPV II	0	0.00	80,111	1.29	18,798	1.29	18,798	1.29
INFORMATION TECHNOLOGY SUPV	0	0.00	16	0.00	16	0.00	16	0.00
INFORMATION TECHNOLOGY SPEC I	0	0.00	695,478	13.41	295,478	13.41	295,478	13.41
INFORMATION TECHNOLOGY SPEC II	0	0.00	256,789	3.87	256,789	3.87	256,789	3.87
COMPUTER INFO TECH SPEC III	0	0.00	133,495	1.93	58,495	1.93	58,495	1.93
COMP INFO TECHNOLOGY MGR I	0	0.00	43,269	0.00	3,269	0.00	3,269	0.00
MANAGEMENT ANALYSIS SPEC II	0	0.00	27,332	0.00	0	0.00	0	0.00
GEOGRAPHIC INFO SYS ANALYST	0	0.00	110,301	2.58	35,301	2.58	35,301	2.58
GEOGRAPHIC INFO SYS SPECIALIST	0	0.00	31,515	0.64	31,515	0.64	31,515	0.64
GEOGRAPHIC INFO SYS COORDINATR	0	0.00	44,824	0.64	44,824	0.64	44,824	0.64
DATA PROCESSING MANAGER	0	0.00	26,531	0.35	26,531	0.35	26,531	0.35
OTHER	0	0.00	550,913	0.00	386,505	0.00	386,505	0.00
TOTAL - PS	0	0.00	2,924,622	53.66	1,781,569	53.66	1,781,569	53.66
TRAVEL, IN-STATE	0	0.00	5,082	0.00	5,082	0.00	5,082	0.00
SUPPLIES	0	0.00	17,888	0.00	17,888	0.00	17,888	0.00
PROFESSIONAL DEVELOPMENT	0	0.00	7,500	0.00	7,500	0.00	7,500	0.00
COMMUNICATION SERV & SUPP	0	0.00	654,276	0.00	654,085	0.00	654,085	0.00
PROFESSIONAL SERVICES	0	0.00	1,498,751	0.00	1,512,658	0.00	1,512,658	0.00
M&R SERVICES	0	0.00	1,409,106	0.00	1,409,299	0.00	1,409,299	0.00
COMPUTER EQUIPMENT	0	0.00	1,757,625	0.00	1,757,626	0.00	1,757,626	0.00
OFFICE EQUIPMENT	0	0.00	5,077	0.00	5,077	0.00	5,077	0.00
OTHER EQUIPMENT	0	0.00	2,470	0.00	2,470	0.00	2,470	0.00
BUILDING LEASE PAYMENTS	0	0.00	2,000	0.00	2,000	0.00	2,000	0.00
EQUIPMENT RENTALS & LEASES	0	0.00	100	0.00	100	0.00	100	0.00

OA REPORT 10 FY 2019 GOVERNOR REC

DECISION ITEM DETAIL

Budget Unit	FY 2017	FY 2017	FY 2018	FY 2018	FY 2019	FY 2019	FY 2019	FY 2019
Decision Item	ACTUAL	ACTUAL	BUDGET	BUDGET	DEPT REQ	DEPT REQ	GOV REC	GOV REC
Budget Object Class	DOLLAR	FTE	DOLLAR	FTE	DOLLAR	FTE	DOLLAR	FTE
DNR IT CONSOLIDATION								
CORE								
MISCELLANEOUS EXPENSES	0	0.00	1,101	0.00	1,101	0.00	1,101	0.00
TOTAL - EE	0	0.00	5,360,976	0.00	5,374,886	0.00	5,374,886	0.00
GRAND TOTAL	\$0	0.00	\$8,285,598	53.66	\$7,156,455	53.66	\$7,156,455	53.66
GENERAL REVENUE	\$0	0.00	\$149,564	0.00	\$89,066	0.00	\$89,066	0.00
FEDERAL FUNDS	\$0	0.00	\$1,563,278	0.00	\$1,473,278	0.00	\$1,473,278	0.00
OTHER FUNDS	\$0	0.00	\$6,572,756	53.66	\$5,594,111	53.66	\$5,594,111	53.66

OA REPORT 9 FY 2019 GOVERNOR REC

DECISION ITEM SUMMARY

Budget Unit								
Decision Item	FY 2017	FY 2017	FY 2018	FY 2018	FY 2019	FY 2019	FY 2019	FY 2019
Budget Object Summary	ACTUAL	ACTUAL	BUDGET	BUDGET	DEPT REQ	DEPT REQ	GOV REC	GOV REC
Fund	DOLLAR	FTE	DOLLAR	FTE	DOLLAR	FTE	DOLLAR	FTE
DED IT CONSOLIDATION								
CORE								
PERSONAL SERVICES								
GENERAL REVENUE	0	0.00	121,964	0.00	57,227	0.00	57,227	0.00
OA INFORMATION TECH FED& OTHER	0	0.00	438,746	0.00	438,746	0.00	438,746	0.00
DED ADMINISTRATIVE	0	0.00	307,544	11.85	268,109	11.85	268,109	11.85
TOTAL - PS	0	0.00	868,254	11.85	764,082	11.85	764,082	11.85
EXPENSE & EQUIPMENT								
GENERAL REVENUE	0	0.00	201,893	0.00	201,891	0.00	201,891	0.00
OA INFORMATION TECH FED& OTHER	0	0.00	1,920,132	0.00	1,920,129	0.00	1,920,129	0.00
MO ARTS COUNCIL TRUST	15,906	0.00	22,659	0.00	22,659	0.00	22,659	0.00
DIVISION OF TOURISM SUPPL REV	14,135	0.00	55,477	0.00	55,477	0.00	55,477	0.00
DED ADMINISTRATIVE	0	0.00	747,703	0.00	702,703	0.00	702,703	0.00
INTERNATIONAL PROMOTIONS REVOL	0	0.00	2,761	0.00	2,761	0.00	2,761	0.00
MISSOURI WORKS JOB DEVELOPMENT	0	0.00	6,999	0.00	6,999	0.00	6,999	0.00
ENERGY SET-ASIDE PROGRAM	0	0.00	84,242	0.00	84,242	0.00	84,242	0.00
TOTAL - EE	30,041	0.00	3,041,866	0.00	2,996,861	0.00	2,996,861	0.00
TOTAL	30,041	0.00	3,910,120	11.85	3,760,943	11.85	3,760,943	11.85
Pay Plan - 0000012								
PERSONAL SERVICES								
DED ADMINISTRATIVE	0	0.00	0	0.00	0	0.00	384	0.00
TOTAL - PS	0	0.00	0	0.00	0	0.00	384	0.00
TOTAL	0	0.00	0	0.00	0	0.00	384	0.00
GRAND TOTAL	\$30,041	0.00	\$3,910,120	11.85	\$3,760,943	11.85	\$3,761,327	11.85

CORE DECISION ITEM

Department	Office of Administration	Budget Unit	30600C
Division	Information Technology Services Division (ITSD)		
Core	DED IT Core	HB Section	5.025

1. CORE FINANCIAL SUMMARY

	FY 2019 Budget Request						FY 2019 Governor's Recommendation				
	GR	Federal	Other	Total	E		GR	Federal	Other	Total	E
PS	57,227	438,746	268,109	764,082		PS	57,227	438,746	268,109	764,082	
EE	201,891	1,920,129	874,841	2,996,861		EE	201,891	1,920,129	874,841	2,996,861	
PSD	0	0	0	0		PSD	0	0	0	0	
TRF	0	0	0	0		TRF	0	0	0	0	
Total	259,118	2,358,875	1,142,950	3,760,943		Total	259,118	2,358,875	1,142,950	3,760,943	
FTE	0.00	0.00	11.85	11.85		FTE	0.00	0.00	11.85	11.85	

Est. Fringe	16,996	130,308	207,466	354,770
--------------------	--------	---------	---------	---------

Note: Fringes budgeted in House Bill 5 except for certain fringes budgeted directly to MoDOT, Highway Patrol, and Conservation.

Est. Fringe	16,996	130,308	207,466	354,770
--------------------	--------	---------	---------	---------

Note: Fringes budgeted in House Bill 5 except for certain fringes budgeted directly to MoDOT, Highway Patrol, and Conservation.

Other Funds: See Decision Item Summary on Previous Pages

Other Funds: See Decision Item Summary on Previous Pages

2. CORE DESCRIPTION

This core request is for funding to support daily IT operations specific to the Department of Economic Development (DED). These funds are used for new IT hardware and software, hardware maintenance, annual software licensing, State Data Center and telecommunications/network charges and other IT support for DED.

3. PROGRAM LISTING (list programs included in this core funding)

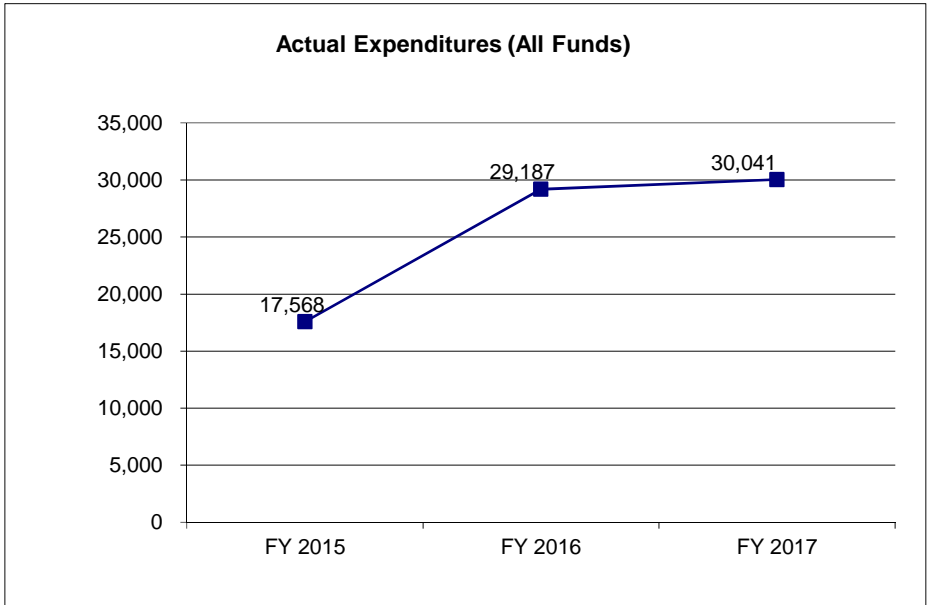
ITSD-DED

CORE DECISION ITEM

Department	Office of Administration	Budget Unit	30600C
Division	Information Technology Services Division (ITSD)		
Core	DED IT Core	HB Section	5.025

4. FINANCIAL HISTORY

	FY 2015 Actual	FY 2016 Actual	FY 2017 Actual	FY 2018 Current Yr.
Appropriation (All Funds)	78,138	78,138	78,138	3,910,120
Less Reverted (All Funds)	0	0	0	0
Less Restricted (All Funds)*	0	0	0	0
Budget Authority (All Funds)	78,138	78,138	78,138	3,910,120
Actual Expenditures (All Funds)	17,568	29,187	30,041	N/A
Unexpended (All Funds)	60,570	48,951	48,097	0
Unexpended, by Fund:				
General Revenue	0	0	0	N/A
Federal	0	0	0	N/A
Other	60,570	48,951	48,097	N/A



Reverted includes the statutory three-percent reserve amount (when applicable).

Restricted includes any Governor's Expenditure Restrictions which remained at the end of the fiscal year (when applicable).

NOTES:

CORE RECONCILIATION DETAIL

**STATE
DED IT CONSOLIDATION**

5. CORE RECONCILIATION DETAIL

				Budget Class	FTE	GR	Federal	Other	Total	Explanation
TAFP AFTER VETOES										
				PS	11.85	121,964	438,746	307,544	868,254	
				EE	0.00	201,893	1,920,132	919,841	3,041,866	
				Total	11.85	323,857	2,358,878	1,227,385	3,910,120	
DEPARTMENT CORE ADJUSTMENTS										
Core Reallocation	340	3868		PS	0.00	0	0	(39,435)	(39,435)	To establish Personal Service budget for projects.
Core Reallocation	340	3758		PS	0.00	(64,737)	0	0	(64,737)	To establish Personal Service budget for projects.
Core Reallocation	341	3771		EE	0.00	(7)	0	0	(7)	To establish a BOBC line
Core Reallocation	341	3835		EE	0.00	0	(9)	0	(9)	To establish a BOBC line
Core Reallocation	342	3869		EE	0.00	0	0	(45,000)	(45,000)	Reallocation to better align projected spending for each appropriation.
Core Reallocation	343	3869		EE	0.00	0	0	(14)	(14)	To establish BOBC line.
Core Reallocation	343	1297		EE	0.00	0	0	(2)	(2)	To establish BOBC line.
Core Reallocation	345	3835		EE	0.00	0	6	0	6	To establish BOBC line
Core Reallocation	345	3771		EE	0.00	5	0	0	5	To establish BOBC line
Core Reallocation	345	3869		EE	0.00	0	0	14	14	To establish BOBC line
Core Reallocation	345	1297		EE	0.00	0	0	2	2	To establish BOBC line
				NET DEPARTMENT CHANGES	0.00	(64,739)	(3)	(84,435)	(149,177)	
DEPARTMENT CORE REQUEST										
				PS	11.85	57,227	438,746	268,109	764,082	

CORE RECONCILIATION DETAIL

STATE
DED IT CONSOLIDATION

5. CORE RECONCILIATION DETAIL

		Budget Class	FTE	GR	Federal	Other	Total	Explanation
DEPARTMENT CORE REQUEST								
		EE	0.00	201,891	1,920,129	874,841	2,996,861	
		Total	11.85	259,118	2,358,875	1,142,950	3,760,943	
GOVERNOR'S ADDITIONAL CORE ADJUSTMENTS								
Core Reallocation	1806 4574	EE	0.00	0	0	6,999	6,999	To reallocate between DED IT approps
Core Reallocation	1806 3869	EE	0.00	0	0	(6,999)	(6,999)	To reallocate between DED IT approps
NET GOVERNOR CHANGES			0.00	0	0	0	0	
GOVERNOR'S RECOMMENDED CORE								
		PS	11.85	57,227	438,746	268,109	764,082	
		EE	0.00	201,891	1,920,129	874,841	2,996,861	
		Total	11.85	259,118	2,358,875	1,142,950	3,760,943	

OA REPORT 10 FY 2019 GOVERNOR REC

DECISION ITEM DETAIL

Budget Unit	FY 2017	FY 2017	FY 2018	FY 2018	FY 2019	FY 2019	FY 2019	FY 2019
Decision Item	ACTUAL	ACTUAL	BUDGET	BUDGET	DEPT REQ	DEPT REQ	GOV REC	GOV REC
Budget Object Class	DOLLAR	FTE	DOLLAR	FTE	DOLLAR	FTE	DOLLAR	FTE
DED IT CONSOLIDATION								
CORE								
INFORMATION TECHNOLOGIST I	0	0.00	1,177	0.04	1,177	0.04	1,177	0.04
INFORMATION TECHNOLOGIST III	0	0.00	11	0.00	11	0.00	11	0.00
INFORMATION TECHNOLOGIST IV	0	0.00	264,128	11.04	224,693	11.04	224,693	11.04
COMPUTER INFO TECH SUPV I	0	0.00	6,369	0.11	6,369	0.11	6,369	0.11
COMPUTER INFO TECH SUPV II	0	0.00	46	0.00	46	0.00	46	0.00
INFORMATION TECHNOLOGY SPEC I	0	0.00	22,927	0.44	22,927	0.44	22,927	0.44
INFORMATION TECHNOLOGY SPEC II	0	0.00	14	0.00	14	0.00	14	0.00
GEOGRAPHIC INFO SYS SPECIALIST	0	0.00	5,527	0.11	5,527	0.11	5,527	0.11
DATA PROCESSING MANAGER	0	0.00	7,311	0.11	7,311	0.11	7,311	0.11
OTHER	0	0.00	560,744	0.00	496,007	0.00	496,007	0.00
TOTAL - PS	0	0.00	868,254	11.85	764,082	11.85	764,082	11.85
TRAVEL, IN-STATE	0	0.00	23	0.00	28	0.00	28	0.00
SUPPLIES	0	0.00	9,954	0.00	9,958	0.00	9,958	0.00
PROFESSIONAL DEVELOPMENT	0	0.00	500	0.00	500	0.00	500	0.00
COMMUNICATION SERV & SUPP	0	0.00	33,717	0.00	33,721	0.00	33,721	0.00
PROFESSIONAL SERVICES	6,468	0.00	2,144,206	0.00	2,144,192	0.00	2,144,192	0.00
M&R SERVICES	11,125	0.00	344,096	0.00	299,100	0.00	299,100	0.00
COMPUTER EQUIPMENT	12,312	0.00	500,449	0.00	500,437	0.00	500,437	0.00
MOTORIZED EQUIPMENT	0	0.00	1,900	0.00	1,900	0.00	1,900	0.00
OFFICE EQUIPMENT	0	0.00	5,000	0.00	5,001	0.00	5,001	0.00
OTHER EQUIPMENT	136	0.00	21	0.00	24	0.00	24	0.00
MISCELLANEOUS EXPENSES	0	0.00	2,000	0.00	2,000	0.00	2,000	0.00
TOTAL - EE	30,041	0.00	3,041,866	0.00	2,996,861	0.00	2,996,861	0.00
GRAND TOTAL	\$30,041	0.00	\$3,910,120	11.85	\$3,760,943	11.85	\$3,760,943	11.85
GENERAL REVENUE	\$0	0.00	\$323,857	0.00	\$259,118	0.00	\$259,118	0.00
FEDERAL FUNDS	\$0	0.00	\$2,358,878	0.00	\$2,358,875	0.00	\$2,358,875	0.00
OTHER FUNDS	\$30,041	0.00	\$1,227,385	11.85	\$1,142,950	11.85	\$1,142,950	11.85

OA REPORT 9 FY 2019 GOVERNOR REC

DECISION ITEM SUMMARY

Budget Unit								
Decision Item	FY 2017	FY 2017	FY 2018	FY 2018	FY 2019	FY 2019	FY 2019	FY 2019
Budget Object Summary	ACTUAL	ACTUAL	BUDGET	BUDGET	DEPT REQ	DEPT REQ	GOV REC	GOV REC
Fund	DOLLAR	FTE	DOLLAR	FTE	DOLLAR	FTE	DOLLAR	FTE
DIFP IT CONSOLIDATION								
CORE								
PERSONAL SERVICES								
GENERAL REVENUE	0	0.00	1	0.00	0	0.00	0	0.00
OA INFORMATION TECH FED& OTHER	0	0.00	1	0.00	0	0.00	0	0.00
DIFP ADMINISTRATIVE	0	0.00	104,429	0.23	104,429	0.23	104,429	0.23
DIVISION OF FINANCE	0	0.00	58,700	1.00	57,655	1.00	57,655	1.00
INSURANCE DEDICATED FUND	0	0.00	527,922	11.50	409,794	11.50	409,794	11.50
PROFESSIONAL REGISTRATION FEES	0	0.00	400,424	5.00	150,424	5.00	150,424	5.00
TOTAL - PS	0	0.00	1,091,477	17.73	722,302	17.73	722,302	17.73
EXPENSE & EQUIPMENT								
GENERAL REVENUE	0	0.00	1	0.00	0	0.00	0	0.00
OA INFORMATION TECH FED& OTHER	0	0.00	1	0.00	0	0.00	0	0.00
DIFP ADMINISTRATIVE	0	0.00	26,835	0.00	26,835	0.00	26,835	0.00
DIVISION OF CREDIT UNIONS	0	0.00	12,105	0.00	12,103	0.00	12,103	0.00
DIVISION OF FINANCE	0	0.00	171,043	0.00	171,042	0.00	171,042	0.00
INSURANCE EXAMINERS FUND	0	0.00	83,327	0.00	121,328	0.00	121,328	0.00
INSURANCE DEDICATED FUND	0	0.00	401,043	0.00	401,042	0.00	401,042	0.00
PROFESSIONAL REGISTRATION FEES	0	0.00	835,335	0.00	835,334	0.00	835,334	0.00
TOTAL - EE	0	0.00	1,529,690	0.00	1,567,684	0.00	1,567,684	0.00
PROGRAM-SPECIFIC								
INSURANCE EXAMINERS FUND	0	0.00	38,000	0.00	0	0.00	0	0.00
TOTAL - PD	0	0.00	38,000	0.00	0	0.00	0	0.00
TOTAL	0	0.00	2,659,167	17.73	2,289,986	17.73	2,289,986	17.73
Pay Plan - 0000012								
PERSONAL SERVICES								
INSURANCE DEDICATED FUND	0	0.00	0	0.00	0	0.00	3,900	0.00
PROFESSIONAL REGISTRATION FEES	0	0.00	0	0.00	0	0.00	1,950	0.00
TOTAL - PS	0	0.00	0	0.00	0	0.00	5,850	0.00
TOTAL	0	0.00	0	0.00	0	0.00	5,850	0.00
GRAND TOTAL	\$0	0.00	\$2,659,167	17.73	\$2,289,986	17.73	\$2,295,836	17.73

1/16/18 14:06

im_disummary

CORE DECISION ITEM

Department	Office of Administration	Budget Unit	<u>30598C</u>
Division	Information Technology Services Division (ITSD)	HB Section	<u>5.025</u>
Core	DIFP IT Core		

1. CORE FINANCIAL SUMMARY

	FY 2019 Budget Request						FY 2019 Governor's Recommendation				
	GR	Federal	Other	Total	E		GR	Federal	Other	Total	E
PS	0	0	722,302	722,302		PS	0	0	722,302	722,302	
EE	0	0	1,567,684	1,567,684		EE	0	0	1,567,684	1,567,684	
PSD	0	0	0	0		PSD	0	0	0	0	
TRF	0	0	0	0		TRF	0	0	0	0	
Total	0	0	2,289,986	2,289,986		Total	0	0	2,289,986	2,289,986	
FTE	0.00	0.00	17.73	17.73		FTE	0.00	0.00	17.73	17.73	

Est. Fringe	<u>0</u>	<u>0</u>	<u>405,795</u>	<u>405,795</u>
--------------------	----------	----------	----------------	----------------

Note: Fringes budgeted in House Bill 5 except for certain fringes budgeted directly to MoDOT, Highway Patrol, and Conservation.

Est. Fringe	<u>0</u>	<u>0</u>	<u>405,795</u>	<u>405,795</u>
--------------------	----------	----------	----------------	----------------

Note: Fringes budgeted in House Bill 5 except for certain fringes budgeted directly to MoDOT, Highway Patrol, and Conservation.

Other Funds: See Decision Item Summary on Previous Pages

Other Funds: See Decision Item Summary on Previous Pages

2. CORE DESCRIPTION

This core request is for funding to support daily IT operations specific to the Department of Insurance, Financial Institutions & Professional Registration (DIFP). These funds are used for new IT hardware and software, hardware maintenance, annual software licensing, State Data Center and telecommunications/network charges and other IT support for DIFP.

3. PROGRAM LISTING (list programs included in this core funding)

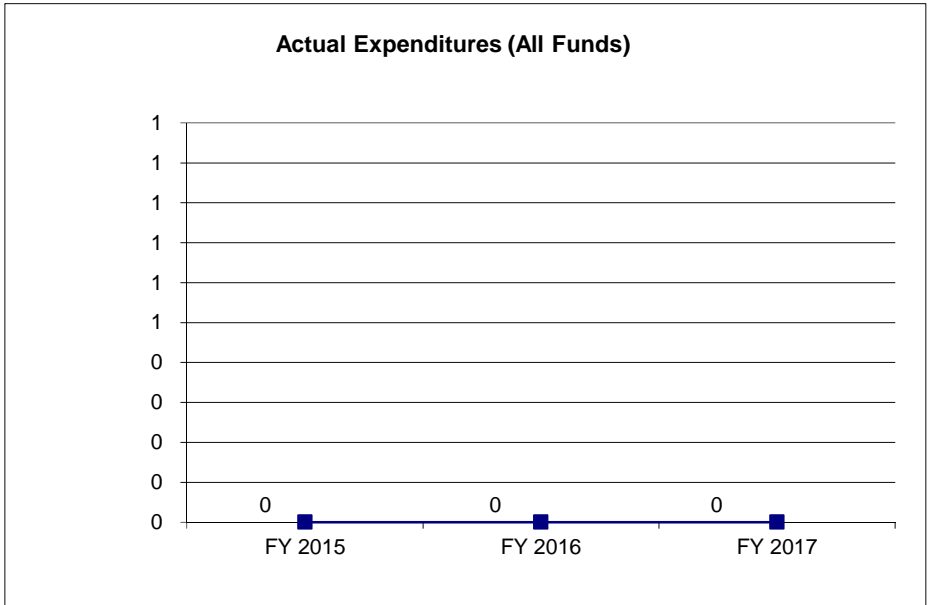
ITSD-DIFP

CORE DECISION ITEM

Department	Office of Administration	Budget Unit	30598C
Division	Information Technology Services Division (ITSD)		
Core	DIFP IT Core	HB Section	5.025

4. FINANCIAL HISTORY

	FY 2015 Actual	FY 2016 Actual	FY 2017 Actual	FY 2018 Current Yr.
Appropriation (All Funds)	0	0	0	2,659,167
Less Reverted (All Funds)	0	0	0	0
Less Restricted (All Funds)*	0	0	0	0
Budget Authority (All Funds)	0	0	0	2,659,167
Actual Expenditures (All Funds)	0	0	0	N/A
Unexpended (All Funds)	0	0	0	0
Unexpended, by Fund:				
General Revenue	0	0	0	N/A
Federal	0	0	0	N/A
Other	0	0	0	N/A



Reverted includes the statutory three-percent reserve amount (when applicable).

Restricted includes any Governor's Expenditure Restrictions which remained at the end of the fiscal year (when applicable).

NOTES:

CORE RECONCILIATION DETAIL

**STATE
DIFP IT CONSOLIDATION**

5. CORE RECONCILIATION DETAIL

				Budget Class	FTE	GR	Federal	Other	Total	Explanation
TAFP AFTER VETOES										
				PS	17.73	1	1	1,091,475	1,091,477	
				EE	0.00	1	1	1,529,688	1,529,690	
				PD	0.00	0	0	38,000	38,000	
				Total	17.73	2	2	2,659,163	2,659,167	
DEPARTMENT CORE ADJUSTMENTS										
Core Reallocation	337	3871		EE	0.00	0	0	(4)	(4)	To establish BOBC line.
Core Reallocation	362	3870		PS	0.00	0	0	(369,173)	(369,173)	To establish Personal Service budget for projects.
Core Reallocation	651	3836		PS	0.00	0	(1)	0	(1)	Reallocate to better align to projected spending for each appropriation.
Core Reallocation	651	3780		PS	0.00	(1)	0	0	(1)	Reallocate to better align to projected spending for each appropriation.
Core Reallocation	651	3782		EE	0.00	(1)	0	0	(1)	Reallocate to better align to projected spending for each appropriation.
Core Reallocation	651	3837		EE	0.00	0	(1)	0	(1)	Reallocate to better align to projected spending for each appropriation.
Core Reallocation	1028	3871		EE	0.00	0	0	38,000	38,000	Reallocate to better align projected spending for each appropriation.
Core Reallocation	1028	3871		PD	0.00	0	0	(38,000)	(38,000)	Reallocate to better align projected spending for each appropriation.
				NET DEPARTMENT CHANGES	0.00	(2)	(2)	(369,177)	(369,181)	

CORE RECONCILIATION DETAIL

STATE
DIFP IT CONSOLIDATION

5. CORE RECONCILIATION DETAIL

	Budget Class	FTE	GR	Federal	Other	Total	Explanation
DEPARTMENT CORE REQUEST							
	PS	17.73	0	0	722,302	722,302	
	EE	0.00	0	0	1,567,684	1,567,684	
	PD	0.00	0	0	0	0	
	Total	17.73	0	0	2,289,986	2,289,986	
GOVERNOR'S RECOMMENDED CORE							
	PS	17.73	0	0	722,302	722,302	
	EE	0.00	0	0	1,567,684	1,567,684	
	PD	0.00	0	0	0	0	
	Total	17.73	0	0	2,289,986	2,289,986	

OA REPORT 10 FY 2019 GOVERNOR REC

DECISION ITEM DETAIL

Budget Unit	FY 2017	FY 2017	FY 2018	FY 2018	FY 2019	FY 2019	FY 2019	FY 2019
Decision Item	ACTUAL	ACTUAL	BUDGET	BUDGET	DEPT REQ	DEPT REQ	GOV REC	GOV REC
Budget Object Class	DOLLAR	FTE	DOLLAR	FTE	DOLLAR	FTE	DOLLAR	FTE
DIFP IT CONSOLIDATION								
CORE								
INFORMATION TECHNOLOGIST I	0	0.00	65,886	2.00	65,886	2.00	65,886	2.00
INFORMATION TECHNOLOGIST II	0	0.00	134,221	3.00	119,221	3.00	119,221	3.00
INFORMATION TECHNOLOGIST III	0	0.00	101,849	2.00	86,849	2.00	86,849	2.00
INFORMATION TECHNOLOGIST IV	0	0.00	398,805	6.00	238,696	6.00	238,696	6.00
COMPUTER INFO TECH SUPV I	0	0.00	47	0.00	47	0.00	47	0.00
COMPUTER INFO TECH SUPV II	0	0.00	69,636	1.00	19,636	1.00	19,636	1.00
INFORMATION TECHNOLOGY SUPV	0	0.00	15,000	0.00	15,000	0.00	15,000	0.00
INFORMATION TECHNOLOGY SPEC I	0	0.00	175,037	3.00	65,973	3.00	65,973	3.00
INFORMATION TECHNOLOGY SPEC II	0	0.00	84,400	0.23	64,400	0.23	64,400	0.23
DATA PROCESSING MANAGER	0	0.00	46,594	0.50	46,594	0.50	46,594	0.50
OTHER	0	0.00	2	0.00	0	0.00	0	0.00
TOTAL - PS	0	0.00	1,091,477	17.73	722,302	17.73	722,302	17.73
TRAVEL, IN-STATE	0	0.00	0	0.00	4	0.00	4	0.00
SUPPLIES	0	0.00	16,905	0.00	16,905	0.00	16,905	0.00
PROFESSIONAL DEVELOPMENT	0	0.00	10,500	0.00	10,502	0.00	10,502	0.00
COMMUNICATION SERV & SUPP	0	0.00	80,042	0.00	80,042	0.00	80,042	0.00
PROFESSIONAL SERVICES	0	0.00	172,521	0.00	172,515	0.00	172,515	0.00
M&R SERVICES	0	0.00	640,962	0.00	678,962	0.00	678,962	0.00
COMPUTER EQUIPMENT	0	0.00	584,110	0.00	584,098	0.00	584,098	0.00
OFFICE EQUIPMENT	0	0.00	1,400	0.00	1,403	0.00	1,403	0.00
OTHER EQUIPMENT	0	0.00	250	0.00	253	0.00	253	0.00
EQUIPMENT RENTALS & LEASES	0	0.00	23,000	0.00	23,000	0.00	23,000	0.00
TOTAL - EE	0	0.00	1,529,690	0.00	1,567,684	0.00	1,567,684	0.00
DEBT SERVICE	0	0.00	38,000	0.00	0	0.00	0	0.00
TOTAL - PD	0	0.00	38,000	0.00	0	0.00	0	0.00
GRAND TOTAL	\$0	0.00	\$2,659,167	17.73	\$2,289,986	17.73	\$2,289,986	17.73
GENERAL REVENUE	\$0	0.00	\$2	0.00	\$0	0.00	\$0	0.00
FEDERAL FUNDS	\$0	0.00	\$2	0.00	\$0	0.00	\$0	0.00
OTHER FUNDS	\$0	0.00	\$2,659,163	17.73	\$2,289,986	17.73	\$2,289,986	17.73

OA REPORT 9 FY 2019 GOVERNOR REC

DECISION ITEM SUMMARY

Budget Unit								
Decision Item	FY 2017	FY 2017	FY 2018	FY 2018	FY 2019	FY 2019	FY 2019	FY 2019
Budget Object Summary	ACTUAL	ACTUAL	BUDGET	BUDGET	DEPT REQ	DEPT REQ	GOV REC	GOV REC
Fund	DOLLAR	FTE	DOLLAR	FTE	DOLLAR	FTE	DOLLAR	FTE
DOLIR IT CONSOLIDATION								
CORE								
PERSONAL SERVICES								
GENERAL REVENUE	0	0.00	1	0.00	1	0.00	1	0.00
DEPT OF LABOR RELATIONS ADMIN	2,461,668	45.12	3,587,070	73.25	3,186,632	73.25	3,186,632	73.25
OA INFORMATION TECH FED& OTHER	0	0.00	558,939	0.00	558,939	0.00	558,939	0.00
WORKERS COMPENSATION	0	0.00	100,000	0.00	51,072	0.00	51,072	0.00
UNEMPLOYMENT AUTOMATION	0	0.00	721,140	0.00	21,140	0.00	21,140	0.00
TOTAL - PS	2,461,668	45.12	4,967,150	73.25	3,817,784	73.25	3,817,784	73.25
EXPENSE & EQUIPMENT								
GENERAL REVENUE	0	0.00	14,445	0.00	14,445	0.00	14,445	0.00
DEPT OF LABOR RELATIONS ADMIN	333,789	0.00	419,980	0.00	419,979	0.00	419,979	0.00
OA INFORMATION TECH FED& OTHER	0	0.00	3,246,636	0.00	3,246,635	0.00	3,246,635	0.00
WORKERS COMPENSATION	0	0.00	3,224,459	0.00	3,224,459	0.00	3,224,459	0.00
CHILD LABOR ENFORCEMENT	0	0.00	14,994	0.00	14,994	0.00	14,994	0.00
SPECIAL EMPLOYMENT SECURITY	0	0.00	109,998	0.00	109,998	0.00	109,998	0.00
UNEMPLOYMENT AUTOMATION	5,175,660	0.00	12,103,387	0.00	12,103,386	0.00	12,103,386	0.00
TOTAL - EE	5,509,449	0.00	19,133,899	0.00	19,133,896	0.00	19,133,896	0.00
TOTAL	7,971,117	45.12	24,101,049	73.25	22,951,680	73.25	22,951,680	73.25
Pay Plan - 0000012								
PERSONAL SERVICES								
DEPT OF LABOR RELATIONS ADMIN	0	0.00	0	0.00	0	0.00	26,748	0.00
TOTAL - PS	0	0.00	0	0.00	0	0.00	26,748	0.00
TOTAL	0	0.00	0	0.00	0	0.00	26,748	0.00
GRAND TOTAL	\$7,971,117	45.12	\$24,101,049	73.25	\$22,951,680	73.25	\$22,978,428	73.25

CORE DECISION ITEM

Department	Office of Administration	Budget Unit	<u>30596C</u>
Division	Information Technology Services Division (ITSD)	HB Section	<u>5.025</u>
Core	DOLIR IT Core		

1. CORE FINANCIAL SUMMARY

	FY 2019 Budget Request						FY 2019 Governor's Recommendation				
	GR	Federal	Other	Total	E		GR	Federal	Other	Total	E
PS	1	3,745,571	72,212	3,817,784		PS	1	3,745,571	72,212	3,817,784	
EE	14,445	3,666,614	15,452,837	19,133,896		EE	14,445	3,666,614	15,452,837	19,133,896	
PSD	0	0	0	0		PSD	0	0	0	0	
TRF	0	0	0	0		TRF	0	0	0	0	
Total	14,446	7,412,185	15,525,049	22,951,680		Total	14,446	7,412,185	15,525,049	22,951,680	
FTE	0.00	73.25	0.00	73.25		FTE	0.00	73.25	0.00	73.25	

Est. Fringe	<u>0</u>	<u>1,902,656</u>	<u>21,447</u>	<u>1,924,103</u>
--------------------	----------	------------------	---------------	------------------

Note: Fringes budgeted in House Bill 5 except for certain fringes budgeted directly to MoDOT, Highway Patrol, and Conservation.

Est. Fringe	<u>0</u>	<u>1,902,656</u>	<u>21,447</u>	<u>1,924,103</u>
--------------------	----------	------------------	---------------	------------------

Note: Fringes budgeted in House Bill 5 except for certain fringes budgeted directly to MoDOT, Highway Patrol, and Conservation.

Other Funds: See Decision Item Summary on Previous Pages

Other Funds: See Decision Item Summary on Previous Pages

2. CORE DESCRIPTION

This core request is for funding to support daily IT operations specific to the Department of Labor and Industrial Relations (DOLIR). These funds are used for new IT hardware and software, hardware maintenance, annual software licensing, State Data Center and telecommunications/network charges and other IT support for DOLIR.

3. PROGRAM LISTING (list programs included in this core funding)

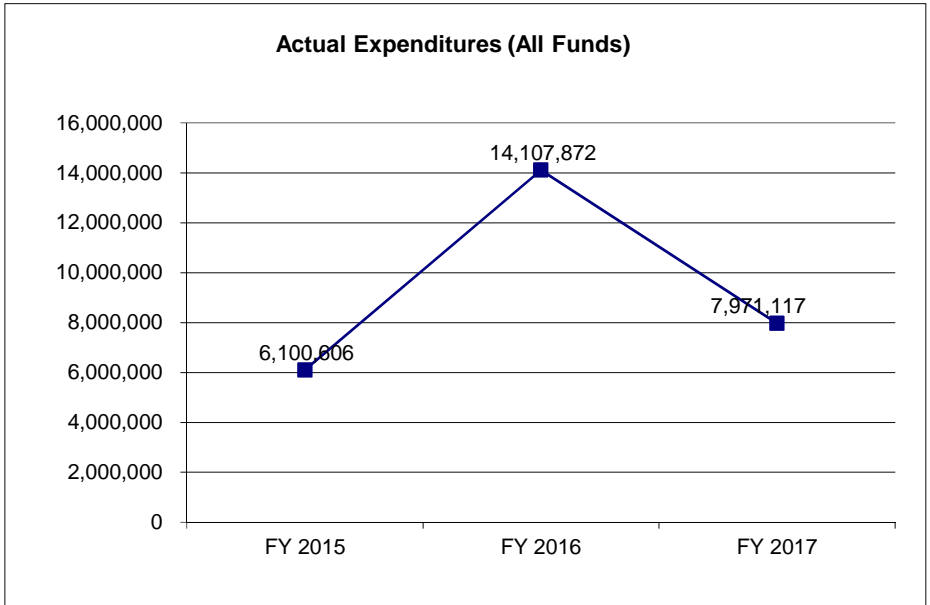
ITSD-DOLIR

CORE DECISION ITEM

Department	Office of Administration	Budget Unit	30596C
Division	Information Technology Services Division (ITSD)		
Core	DOLIR IT Core	HB Section	5.025

4. FINANCIAL HISTORY

	FY 2015 Actual	FY 2016 Actual	FY 2017 Actual	FY 2018 Current Yr.
Appropriation (All Funds)	16,021,244	16,040,103	16,110,439	24,101,049
Less Reverted (All Funds)	0	0	0	0
Less Restricted (All Funds)*	0	0	0	0
Budget Authority (All Funds)	16,021,244	16,040,103	16,110,439	24,101,049
Actual Expenditures (All Funds)	6,100,606	14,107,872	7,971,117	N/A
Unexpended (All Funds)	9,920,638	1,932,231	8,139,322	0
Unexpended, by Fund:				
General Revenue	0	0	0	N/A
Federal	616,676	925,318	1,211,594	N/A
Other	9,303,962	1,006,913	6,927,728	N/A



Reverted includes the statutory three-percent reserve amount (when applicable).

Restricted includes any Governor's Expenditure Restrictions which remained at the end of the fiscal year (when applicable).

NOTES:

CORE RECONCILIATION DETAIL

STATE
DOLIR IT CONSOLIDATION

5. CORE RECONCILIATION DETAIL

				Budget Class	FTE	GR	Federal	Other	Total	Explanation
TAFP AFTER VETOES										
				PS	73.25	1	4,146,009	821,140	4,967,150	
				EE	0.00	14,445	3,666,616	15,452,838	19,133,899	
				Total	73.25	14,446	7,812,625	16,273,978	24,101,049	
DEPARTMENT CORE ADJUSTMENTS										
Core Reallocation	350	1987		PS	0.00	0	(400,438)	0	(400,438)	To establish Personal Service budget for projects.
Core Reallocation	350	3872		PS	0.00	0	0	(748,928)	(748,928)	To establish Personal Service budget for projects.
Core Reallocation	352	3654		EE	0.00	0	(1)	0	(1)	To establish BOBC line.
Core Reallocation	352	4446		EE	0.00	0	0	(1)	(1)	To establish BOBC line.
Core Reallocation	352	3839		EE	0.00	0	(1)	0	(1)	To establish BOBC line.
				NET DEPARTMENT CHANGES	0.00	0	(400,440)	(748,929)	(1,149,369)	
DEPARTMENT CORE REQUEST										
				PS	73.25	1	3,745,571	72,212	3,817,784	
				EE	0.00	14,445	3,666,614	15,452,837	19,133,896	
				Total	73.25	14,446	7,412,185	15,525,049	22,951,680	
GOVERNOR'S RECOMMENDED CORE										
				PS	73.25	1	3,745,571	72,212	3,817,784	
				EE	0.00	14,445	3,666,614	15,452,837	19,133,896	
				Total	73.25	14,446	7,412,185	15,525,049	22,951,680	

OA REPORT 10 FY 2019 GOVERNOR REC

DECISION ITEM DETAIL

Budget Unit	FY 2017	FY 2017	FY 2018	FY 2018	FY 2019	FY 2019	FY 2019	FY 2019
Decision Item	ACTUAL	ACTUAL	BUDGET	BUDGET	DEPT REQ	DEPT REQ	GOV REC	GOV REC
Budget Object Class	DOLLAR	FTE	DOLLAR	FTE	DOLLAR	FTE	DOLLAR	FTE
DOLIR IT CONSOLIDATION								
CORE								
ADMIN OFFICE SUPPORT ASSISTANT	30,782	0.96	33,843	1.00	33,843	1.00	33,843	1.00
COMPUTER OPER III	0	0.00	36,922	1.00	36,922	1.00	36,922	1.00
COMPUTER OPERATIONS SPV I	0	0.00	41,187	1.00	41,187	1.00	41,187	1.00
COMPUTER OPERATIONS SPV II	0	0.00	42,770	1.00	42,770	1.00	42,770	1.00
INFO TECHNOLOGY OPERATOR II	0	0.00	36,922	1.00	36,922	1.00	36,922	1.00
INFORMATION TECHNOLOGIST I	19,648	0.61	0	0.00	0	0.00	0	0.00
INFORMATION TECHNOLOGIST II	89,319	2.34	226,587	6.25	226,587	6.25	226,587	6.25
INFORMATION TECHNOLOGIST III	127,887	2.93	231,054	5.50	231,054	5.50	231,054	5.50
INFORMATION TECHNOLOGIST IV	408,988	8.46	856,837	11.10	407,471	11.10	407,471	11.10
COMPUTER INFO TECH SUPV I	31,166	0.60	50,323	1.00	50,323	1.00	50,323	1.00
COMPUTER INFO TECH SUPV II	60,051	0.98	281,685	4.60	281,685	4.60	281,685	4.60
INFORMATION TECHNOLOGY SUPV	126,626	1.83	0	0.00	0	0.00	0	0.00
INFORMATION TECHNOLOGY SPEC I	909,069	16.77	1,601,070	16.30	901,070	16.30	901,070	16.30
INFORMATION TECHNOLOGY SPEC II	391,294	5.76	555,604	9.00	555,604	9.00	555,604	9.00
INFORMATION TECHNOLOGY SR SPEC	48,631	0.62	0	0.00	0	0.00	0	0.00
COMP INFO TECHNOLOGY MGR I	0	0.00	175,413	2.50	175,413	2.50	175,413	2.50
CLERK	0	0.00	3,649	3.00	3,649	3.00	3,649	3.00
DATA PROCESSOR TECHNICAL	113,546	2.04	7,298	6.00	7,298	6.00	7,298	6.00
DATA PROCESSING MANAGER	90,706	1.00	72,629	1.00	72,629	1.00	72,629	1.00
MISCELLANEOUS PROFESSIONAL	13,955	0.22	0	0.00	0	0.00	0	0.00
SPECIAL ASST PROFESSIONAL	0	0.00	154,417	2.00	154,417	2.00	154,417	2.00
OTHER	0	0.00	558,940	0.00	558,940	0.00	558,940	0.00
TOTAL - PS	2,461,668	45.12	4,967,150	73.25	3,817,784	73.25	3,817,784	73.25
TRAVEL, IN-STATE	463	0.00	113	0.00	113	0.00	113	0.00
FUEL & UTILITIES	0	0.00	5,409	0.00	5,409	0.00	5,409	0.00
SUPPLIES	4,721	0.00	38,821	0.00	38,821	0.00	38,821	0.00
PROFESSIONAL DEVELOPMENT	4,301	0.00	26,884	0.00	26,884	0.00	26,884	0.00
COMMUNICATION SERV & SUPP	53,333	0.00	68,637	0.00	68,637	0.00	68,637	0.00
PROFESSIONAL SERVICES	3,588,360	0.00	16,014,399	0.00	16,014,396	0.00	16,014,396	0.00
HOUSEKEEPING & JANITORIAL SERV	0	0.00	2,977	0.00	2,977	0.00	2,977	0.00
M&R SERVICES	180,345	0.00	1,964,511	0.00	1,964,511	0.00	1,964,511	0.00
COMPUTER EQUIPMENT	1,676,018	0.00	932,484	0.00	932,484	0.00	932,484	0.00

OA REPORT 10 FY 2019 GOVERNOR REC

DECISION ITEM DETAIL

Budget Unit	FY 2017	FY 2017	FY 2018	FY 2018	FY 2019	FY 2019	FY 2019	FY 2019
Decision Item	ACTUAL	ACTUAL	BUDGET	BUDGET	DEPT REQ	DEPT REQ	GOV REC	GOV REC
Budget Object Class	DOLLAR	FTE	DOLLAR	FTE	DOLLAR	FTE	DOLLAR	FTE
DOLIR IT CONSOLIDATION								
CORE								
OFFICE EQUIPMENT	3	0.00	76,880	0.00	76,880	0.00	76,880	0.00
OTHER EQUIPMENT	1,892	0.00	168	0.00	168	0.00	168	0.00
PROPERTY & IMPROVEMENTS	0	0.00	400	0.00	400	0.00	400	0.00
BUILDING LEASE PAYMENTS	0	0.00	1,246	0.00	1,246	0.00	1,246	0.00
EQUIPMENT RENTALS & LEASES	0	0.00	890	0.00	890	0.00	890	0.00
MISCELLANEOUS EXPENSES	13	0.00	80	0.00	80	0.00	80	0.00
TOTAL - EE	5,509,449	0.00	19,133,899	0.00	19,133,896	0.00	19,133,896	0.00
GRAND TOTAL	\$7,971,117	45.12	\$24,101,049	73.25	\$22,951,680	73.25	\$22,951,680	73.25
GENERAL REVENUE	\$0	0.00	\$14,446	0.00	\$14,446	0.00	\$14,446	0.00
FEDERAL FUNDS	\$2,795,457	45.12	\$7,812,625	73.25	\$7,412,185	73.25	\$7,412,185	73.25
OTHER FUNDS	\$5,175,660	0.00	\$16,273,978	0.00	\$15,525,049	0.00	\$15,525,049	0.00

OA REPORT 9 FY 2019 GOVERNOR REC

DECISION ITEM SUMMARY

Budget Unit								
Decision Item	FY 2017	FY 2017	FY 2018	FY 2018	FY 2019	FY 2019	FY 2019	FY 2019
Budget Object Summary	ACTUAL	ACTUAL	BUDGET	BUDGET	DEPT REQ	DEPT REQ	GOV REC	GOV REC
Fund	DOLLAR	FTE	DOLLAR	FTE	DOLLAR	FTE	DOLLAR	FTE
DPS IT CONSOLIDATION								
CORE								
PERSONAL SERVICES								
GENERAL REVENUE	0	0.00	246,328	0.00	156,328	0.00	156,328	0.00
OA INFORMATION TECH FED& OTHER	0	0.00	1	0.00	1	0.00	1	0.00
MO VETERANS HOMES	0	0.00	375,604	7.00	149,059	7.00	149,059	7.00
DIV ALCOHOL & TOBACCO CTRL	0	0.00	158,074	0.00	18,074	0.00	18,074	0.00
CRIME VICTIMS COMP FUND	0	0.00	3,672	0.00	2,172	0.00	2,172	0.00
TOTAL - PS	0	0.00	783,679	7.00	325,634	7.00	325,634	7.00
EXPENSE & EQUIPMENT								
GENERAL REVENUE	0	0.00	236,954	0.00	238,454	0.00	238,454	0.00
OA INFORMATION TECH FED& OTHER	0	0.00	48,669	0.00	48,669	0.00	48,669	0.00
ELEVATOR SAFETY	0	0.00	16,689	0.00	16,689	0.00	16,689	0.00
VETERANS' COMMISSION CI TRUST	0	0.00	149,927	0.00	194,927	0.00	194,927	0.00
MO VETERANS HOMES	0	0.00	921,951	0.00	921,951	0.00	921,951	0.00
DIV ALCOHOL & TOBACCO CTRL	0	0.00	85,999	0.00	85,999	0.00	85,999	0.00
CHEMICAL EMERGENCY PREPAREDNES	0	0.00	11,424	0.00	11,424	0.00	11,424	0.00
CRIME VICTIMS COMP FUND	0	0.00	25,539	0.00	25,539	0.00	25,539	0.00
BOILER & PRESSURE VESSELS SAFE	0	0.00	14,519	0.00	14,519	0.00	14,519	0.00
TOTAL - EE	0	0.00	1,511,671	0.00	1,558,171	0.00	1,558,171	0.00
TOTAL	0	0.00	2,295,350	7.00	1,883,805	7.00	1,883,805	7.00
GRAND TOTAL	\$0	0.00	\$2,295,350	7.00	\$1,883,805	7.00	\$1,883,805	7.00

CORE DECISION ITEM

Department	Office of Administration	Budget Unit	<u>30593C</u>
Division	Information Technology Services Division (ITSD)	HB Section	<u>5.025</u>
Core	DPS IT Core		

1. CORE FINANCIAL SUMMARY

	FY 2019 Budget Request						FY 2019 Governor's Recommendation				
	GR	Federal	Other	Total	E		GR	Federal	Other	Total	E
PS	156,328	1	169,305	325,634		PS	156,328	1	169,305	325,634	
EE	238,454	48,669	1,271,048	1,558,171		EE	238,454	48,669	1,271,048	1,558,171	
PSD	0	0	0	0		PSD	0	0	0	0	
TRF	0	0	0	0		TRF	0	0	0	0	
Total	394,782	48,670	1,440,353	1,883,805		Total	394,782	48,670	1,440,353	1,883,805	
FTE	0.00	0.00	7.00	7.00		FTE	0.00	0.00	7.00	7.00	
Est. Fringe	46,429	0	125,800	172,229		Est. Fringe	46,429	0	125,800	172,229	
<i>Note: Fringes budgeted in House Bill 5 except for certain fringes budgeted directly to MoDOT, Highway Patrol, and Conservation.</i>						<i>Note: Fringes budgeted in House Bill 5 except for certain fringes budgeted directly to MoDOT, Highway Patrol, and Conservation.</i>					
Other Funds:	See Decision Item Summary on Previous Pages					Other Funds:	See Decision Item Summary on Previous Pages				

2. CORE DESCRIPTION

This core request is for funding to support daily IT operations specific to the Department of Public Safety (DPS). These funds are used for new IT hardware and software, hardware maintenance, annual software licensing, State Data Center and telecommunications/network charges and other IT support for DPS.

3. PROGRAM LISTING (list programs included in this core funding)

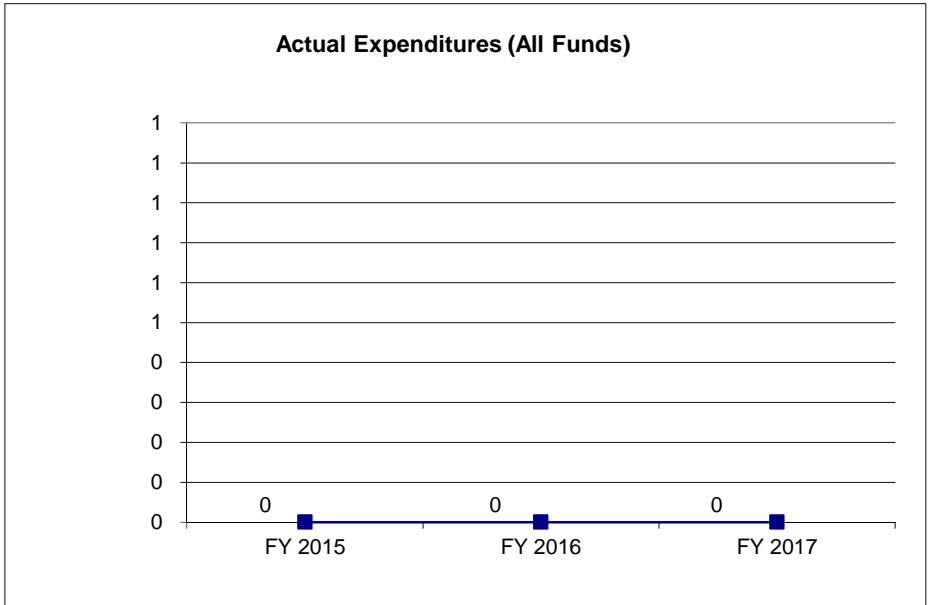
ITSD-DPS

CORE DECISION ITEM

Department	Office of Administration	Budget Unit	<u>30593C</u>
Division	Information Technology Services Division (ITSD)	HB Section	<u>5.025</u>
Core	DPS IT Core		

4. FINANCIAL HISTORY

	<u>FY 2015 Actual</u>	<u>FY 2016 Actual</u>	<u>FY 2017 Actual</u>	<u>FY 2018 Current Yr.</u>
Appropriation (All Funds)	0	0	0	2,295,350
Less Reverted (All Funds)	0	0	0	0
Less Restricted (All Funds)*	0	0	0	0
Budget Authority (All Funds)	<u>0</u>	<u>0</u>	<u>0</u>	<u>2,295,350</u>
Actual Expenditures (All Funds)	<u>0</u>	<u>0</u>	<u>0</u>	N/A
Unexpended (All Funds)	<u><u>0</u></u>	<u><u>0</u></u>	<u><u>0</u></u>	<u><u>0</u></u>
Unexpended, by Fund:				
General Revenue	0	0	0	N/A
Federal	0	0	0	N/A
Other	0	0	0	N/A



Reverted includes the statutory three-percent reserve amount (when applicable).

Restricted includes any Governor's Expenditure Restrictions which remained at the end of the fiscal year (when applicable).

NOTES:

CORE RECONCILIATION DETAIL

**STATE
DPS IT CONSOLIDATION**

5. CORE RECONCILIATION DETAIL

			Budget Class	FTE	GR	Federal	Other	Total	Explanation
TAFP AFTER VETOES									
			PS	7.00	246,328	1	537,350	783,679	
			EE	0.00	236,954	48,669	1,226,048	1,511,671	
			Total	7.00	483,282	48,670	1,763,398	2,295,350	
DEPARTMENT CORE ADJUSTMENTS									
Transfer In	463	3789	EE	0.00	1,500	0	0	1,500	Transfer In from DPS for ongoing computer costs.
Core Reallocation	328	3874	PS	0.00	0	0	(368,045)	(368,045)	To establish Personal Service budget for projects.
Core Reallocation	328	3788	PS	0.00	(90,000)	0	0	(90,000)	To establish Personal Service budget for projects.
Core Reallocation	330	3789	EE	0.00	(8)	0	0	(8)	To establish BOBC line.
Core Reallocation	331	3876	EE	0.00	0	0	45,000	45,000	Reallocate to better align to projected spending for each appropriation.
Core Reallocation	332	3789	EE	0.00	8	0	0	8	To establish BOBC line.
NET DEPARTMENT CHANGES				0.00	(88,500)	0	(323,045)	(411,545)	
DEPARTMENT CORE REQUEST									
			PS	7.00	156,328	1	169,305	325,634	
			EE	0.00	238,454	48,669	1,271,048	1,558,171	
			Total	7.00	394,782	48,670	1,440,353	1,883,805	
GOVERNOR'S RECOMMENDED CORE									
			PS	7.00	156,328	1	169,305	325,634	

CORE RECONCILIATION DETAIL

STATE
DPS IT CONSOLIDATION

5. CORE RECONCILIATION DETAIL

	Budget Class	FTE	GR	Federal	Other	Total	Explanation
GOVERNOR'S RECOMMENDED CORE							
	EE	0.00	238,454	48,669	1,271,048	1,558,171	
	Total	7.00	394,782	48,670	1,440,353	1,883,805	

OA REPORT 10 FY 2019 GOVERNOR REC

DECISION ITEM DETAIL

Budget Unit	FY 2017	FY 2017	FY 2018	FY 2018	FY 2019	FY 2019	FY 2019	FY 2019
Decision Item	ACTUAL	ACTUAL	BUDGET	BUDGET	DEPT REQ	DEPT REQ	GOV REC	GOV REC
Budget Object Class	DOLLAR	FTE	DOLLAR	FTE	DOLLAR	FTE	DOLLAR	FTE
DPS IT CONSOLIDATION								
CORE								
INFORMATION TECHNOLOGIST III	0	0.00	329,203	7.00	102,658	7.00	102,658	7.00
INFORMATION TECHNOLOGIST IV	0	0.00	208,098	0.00	66,598	0.00	66,598	0.00
COMPUTER INFO SPEC IV	0	0.00	43	0.00	43	0.00	43	0.00
COMPUTER INFO TECH SUPV I	0	0.00	1	0.00	1	0.00	1	0.00
INFORMATION TECHNOLOGY SPEC I	0	0.00	5	0.00	5	0.00	5	0.00
OTHER	0	0.00	246,329	0.00	156,329	0.00	156,329	0.00
TOTAL - PS	0	0.00	783,679	7.00	325,634	7.00	325,634	7.00
TRAVEL, IN-STATE	0	0.00	100	0.00	102	0.00	102	0.00
FUEL & UTILITIES	0	0.00	23	0.00	23	0.00	23	0.00
SUPPLIES	0	0.00	49,877	0.00	49,879	0.00	49,879	0.00
PROFESSIONAL DEVELOPMENT	0	0.00	624	0.00	626	0.00	626	0.00
COMMUNICATION SERV & SUPP	0	0.00	128,754	0.00	128,756	0.00	128,756	0.00
PROFESSIONAL SERVICES	0	0.00	328,410	0.00	373,403	0.00	373,403	0.00
HOUSEKEEPING & JANITORIAL SERV	0	0.00	9	0.00	9	0.00	9	0.00
M&R SERVICES	0	0.00	177,578	0.00	177,579	0.00	177,579	0.00
COMPUTER EQUIPMENT	0	0.00	815,475	0.00	816,969	0.00	816,969	0.00
OFFICE EQUIPMENT	0	0.00	110	0.00	112	0.00	112	0.00
OTHER EQUIPMENT	0	0.00	10,700	0.00	10,702	0.00	10,702	0.00
BUILDING LEASE PAYMENTS	0	0.00	1	0.00	1	0.00	1	0.00
EQUIPMENT RENTALS & LEASES	0	0.00	10	0.00	10	0.00	10	0.00
TOTAL - EE	0	0.00	1,511,671	0.00	1,558,171	0.00	1,558,171	0.00
GRAND TOTAL	\$0	0.00	\$2,295,350	7.00	\$1,883,805	7.00	\$1,883,805	7.00
GENERAL REVENUE	\$0	0.00	\$483,282	0.00	\$394,782	0.00	\$394,782	0.00
FEDERAL FUNDS	\$0	0.00	\$48,670	0.00	\$48,670	0.00	\$48,670	0.00
OTHER FUNDS	\$0	0.00	\$1,763,398	7.00	\$1,440,353	7.00	\$1,440,353	7.00

OA REPORT 9 FY 2019 GOVERNOR REC

DECISION ITEM SUMMARY

Budget Unit								
Decision Item	FY 2017	FY 2017	FY 2018	FY 2018	FY 2019	FY 2019	FY 2019	FY 2019
Budget Object Summary	ACTUAL	ACTUAL	BUDGET	BUDGET	DEPT REQ	DEPT REQ	GOV REC	GOV REC
Fund	DOLLAR	FTE	DOLLAR	FTE	DOLLAR	FTE	DOLLAR	FTE
DOC IT CONSOLIDATION								
CORE								
PERSONAL SERVICES								
GENERAL REVENUE	0	0.00	792,848	0.00	792,848	0.00	792,848	0.00
OA INFORMATION TECH FED& OTHER	0	0.00	1	0.00	1	0.00	1	0.00
WORKING CAPITAL REVOLVING	0	0.00	55,421	1.00	9,424	1.00	9,424	1.00
TOTAL - PS	0	0.00	848,270	1.00	802,273	1.00	802,273	1.00
EXPENSE & EQUIPMENT								
GENERAL REVENUE	0	0.00	4,025,061	0.00	3,477,311	0.00	3,477,311	0.00
OA INFORMATION TECH FED& OTHER	0	0.00	1	0.00	1	0.00	1	0.00
WORKING CAPITAL REVOLVING	0	0.00	175,389	0.00	175,389	0.00	175,389	0.00
INMATE	0	0.00	15,199	0.00	15,199	0.00	15,199	0.00
TOTAL - EE	0	0.00	4,215,650	0.00	3,667,900	0.00	3,667,900	0.00
TOTAL	0	0.00	5,063,920	1.00	4,470,173	1.00	4,470,173	1.00
Pay Plan - 0000012								
PERSONAL SERVICES								
WORKING CAPITAL REVOLVING	0	0.00	0	0.00	0	0.00	650	0.00
TOTAL - PS	0	0.00	0	0.00	0	0.00	650	0.00
TOTAL	0	0.00	0	0.00	0	0.00	650	0.00
GRAND TOTAL	\$0	0.00	\$5,063,920	1.00	\$4,470,173	1.00	\$4,470,823	1.00

CORE DECISION ITEM

Department	Office of Administration	Budget Unit	<u>30591C</u>
Division	Information Technology Services Division (ITSD)	HB Section	<u>5.025</u>
Core	DOC IT Core		

1. CORE FINANCIAL SUMMARY

	FY 2019 Budget Request						FY 2019 Governor's Recommendation				
	GR	Federal	Other	Total	E		GR	Federal	Other	Total	E
PS	792,848	1	9,424	802,273		PS	792,848	1	9,424	802,273	
EE	3,477,311	1	190,588	3,667,900		EE	3,477,311	1	190,588	3,667,900	
PSD	0	0	0	0		PSD	0	0	0	0	
TRF	0	0	0	0		TRF	0	0	0	0	
Total	4,270,159	2	200,012	4,470,173		Total	4,270,159	2	200,012	4,470,173	
FTE	0.00	0.00	1.00	1.00		FTE	0.00	0.00	1.00	1.00	

Est. Fringe	235,476	0	13,587	249,063
--------------------	---------	---	--------	---------

Note: Fringes budgeted in House Bill 5 except for certain fringes budgeted directly to MoDOT, Highway Patrol, and Conservation.

Est. Fringe	235,476	0	13,587	249,063
--------------------	---------	---	--------	---------

Note: Fringes budgeted in House Bill 5 except for certain fringes budgeted directly to MoDOT, Highway Patrol, and Conservation.

Other Funds: See Decision Item Summary on Previous Pages

Other Funds: See Decision Item Summary on Previous Pages

2. CORE DESCRIPTION

This core request is for funding to support daily IT operations specific to the Department of Corrections (DOC). These funds are used for new IT hardware and software, hardware maintenance, annual software licensing, State Data Center and telecommunications/network charges and other IT support for DOC.

3. PROGRAM LISTING (list programs included in this core funding)

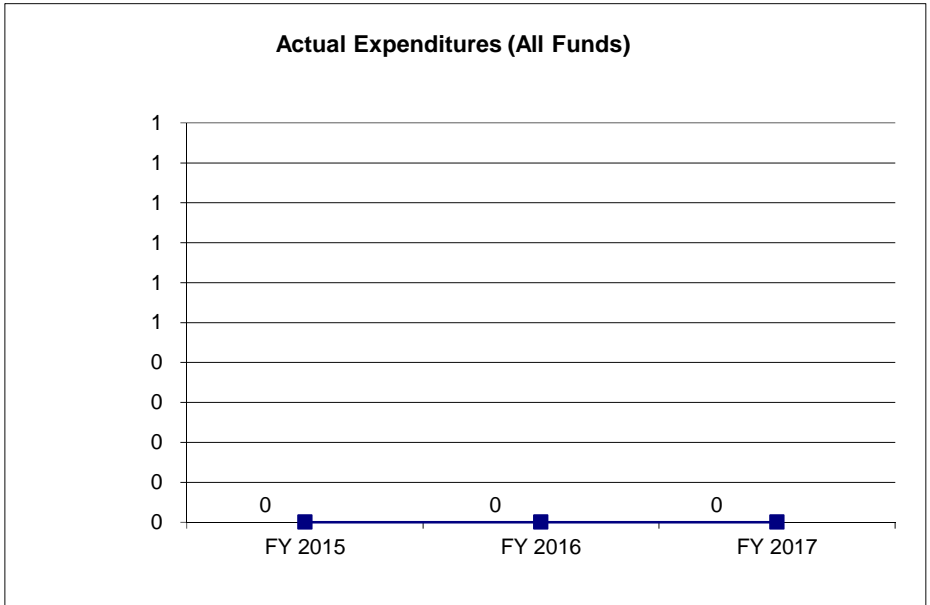
ITSD-DOC

CORE DECISION ITEM

Department	Office of Administration	Budget Unit	30591C
Division	Information Technology Services Division (ITSD)		
Core	DOC IT Core	HB Section	5.025

4. FINANCIAL HISTORY

	FY 2015 Actual	FY 2016 Actual	FY 2017 Actual	FY 2018 Current Yr.
Appropriation (All Funds)	0	0	0	5,063,920
Less Reverted (All Funds)	0	0	0	0
Less Restricted (All Funds)*	0	0	0	0
Budget Authority (All Funds)	0	0	0	5,063,920
Actual Expenditures (All Funds)	0	0	0	N/A
Unexpended (All Funds)	0	0	0	0
Unexpended, by Fund:				
General Revenue	0	0	0	N/A
Federal	0	0	0	N/A
Other	0	0	0	N/A



Reverted includes the statutory three-percent reserve amount (when applicable).

Restricted includes any Governor's Expenditure Restrictions which remained at the end of the fiscal year (when applicable).

NOTES:

CORE RECONCILIATION DETAIL

STATE
DOC IT CONSOLIDATION

5. CORE RECONCILIATION DETAIL

				Budget Class	FTE	GR	Federal	Other	Total	Explanation
TAFP AFTER VETOES										
				PS	1.00	792,848	1	55,421	848,270	
				EE	0.00	4,025,061	1	190,588	4,215,650	
				Total	1.00	4,817,909	2	246,009	5,063,920	
DEPARTMENT CORE ADJUSTMENTS										
Core Reallocation	313	3877		PS	0.00	0	0	(45,997)	(45,997)	To establish Personal Service budget for projects.
Core Reallocation	318	3794		EE	0.00	(122,758)	0	0	(122,758)	To establish BOBC lines and reallocate to other GR approps for Federal match.
Core Reallocation	320	3794		EE	0.00	8	0	0	8	To establish BOBC line.
Core Reallocation	650	3794		EE	0.00	(425,000)	0	0	(425,000)	Reallocate to better align to projected spending for each appropriation.
				NET DEPARTMENT CHANGES	0.00	(547,750)	0	(45,997)	(593,747)	
DEPARTMENT CORE REQUEST										
				PS	1.00	792,848	1	9,424	802,273	
				EE	0.00	3,477,311	1	190,588	3,667,900	
				Total	1.00	4,270,159	2	200,012	4,470,173	
GOVERNOR'S RECOMMENDED CORE										
				PS	1.00	792,848	1	9,424	802,273	
				EE	0.00	3,477,311	1	190,588	3,667,900	
				Total	1.00	4,270,159	2	200,012	4,470,173	

OA REPORT 10 FY 2019 GOVERNOR REC

DECISION ITEM DETAIL

Budget Unit	FY 2017	FY 2017	FY 2018	FY 2018	FY 2019	FY 2019	FY 2019	FY 2019
Decision Item	ACTUAL	ACTUAL	BUDGET	BUDGET	DEPT REQ	DEPT REQ	GOV REC	GOV REC
Budget Object Class	DOLLAR	FTE	DOLLAR	FTE	DOLLAR	FTE	DOLLAR	FTE
DOC IT CONSOLIDATION								
CORE								
INFORMATION TECHNOLOGY SPEC I	0	0.00	55,367	1.00	9,370	1.00	9,370	1.00
INFORMATION TECHNOLOGY SPEC II	0	0.00	54	0.00	54	0.00	54	0.00
OTHER	0	0.00	792,849	0.00	792,849	0.00	792,849	0.00
TOTAL - PS	0	0.00	848,270	1.00	802,273	1.00	802,273	1.00
TRAVEL, IN-STATE	0	0.00	0	0.00	1	0.00	1	0.00
SUPPLIES	0	0.00	380	0.00	381	0.00	381	0.00
PROFESSIONAL DEVELOPMENT	0	0.00	0	0.00	1	0.00	1	0.00
COMMUNICATION SERV & SUPP	0	0.00	0	0.00	1	0.00	1	0.00
PROFESSIONAL SERVICES	0	0.00	4,082,809	0.00	3,535,051	0.00	3,535,051	0.00
M&R SERVICES	0	0.00	101,262	0.00	101,263	0.00	101,263	0.00
COMPUTER EQUIPMENT	0	0.00	31,199	0.00	31,200	0.00	31,200	0.00
OFFICE EQUIPMENT	0	0.00	0	0.00	1	0.00	1	0.00
OTHER EQUIPMENT	0	0.00	0	0.00	1	0.00	1	0.00
TOTAL - EE	0	0.00	4,215,650	0.00	3,667,900	0.00	3,667,900	0.00
GRAND TOTAL	\$0	0.00	\$5,063,920	1.00	\$4,470,173	1.00	\$4,470,173	1.00
GENERAL REVENUE	\$0	0.00	\$4,817,909	0.00	\$4,270,159	0.00	\$4,270,159	0.00
FEDERAL FUNDS	\$0	0.00	\$2	0.00	\$2	0.00	\$2	0.00
OTHER FUNDS	\$0	0.00	\$246,009	1.00	\$200,012	1.00	\$200,012	1.00

OA REPORT 9 FY 2019 GOVERNOR REC

DECISION ITEM SUMMARY

Budget Unit								
Decision Item	FY 2017	FY 2017	FY 2018	FY 2018	FY 2019	FY 2019	FY 2019	FY 2019
Budget Object Summary	ACTUAL	ACTUAL	BUDGET	BUDGET	DEPT REQ	DEPT REQ	GOV REC	GOV REC
Fund	DOLLAR	FTE	DOLLAR	FTE	DOLLAR	FTE	DOLLAR	FTE
DMH IT CONSOLIDATION								
CORE								
PERSONAL SERVICES								
GENERAL REVENUE	0	0.00	2,712,567	0.00	1,039,757	0.00	1,039,757	0.00
OA INFORMATION TECH FED& OTHER	0	0.00	45,509	0.00	40,509	0.00	40,509	0.00
TOTAL - PS	0	0.00	2,758,076	0.00	1,080,266	0.00	1,080,266	0.00
EXPENSE & EQUIPMENT								
GENERAL REVENUE	0	0.00	2,781,725	0.00	2,866,177	0.00	2,866,177	0.00
OA INFORMATION TECH FED& OTHER	0	0.00	3,665,745	0.00	3,665,744	0.00	3,665,744	0.00
TOTAL - EE	0	0.00	6,447,470	0.00	6,531,921	0.00	6,531,921	0.00
TOTAL	0	0.00	9,205,546	0.00	7,612,187	0.00	7,612,187	0.00
GRAND TOTAL	\$0	0.00	\$9,205,546	0.00	\$7,612,187	0.00	\$7,612,187	0.00

CORE DECISION ITEM

Department	Office of Administration	Budget Unit	<u>30588C</u>
Division	Information Technology Services Division (ITSD)	HB Section	<u>5.025</u>
Core	DMH IT Core		

1. CORE FINANCIAL SUMMARY

	FY 2019 Budget Request						FY 2019 Governor's Recommendation				
	GR	Federal	Other	Total	E		GR	Federal	Other	Total	E
PS	1,039,757	40,509	0	1,080,266		PS	1,039,757	40,509	0	1,080,266	
EE	2,866,177	3,665,744	0	6,531,921		EE	2,866,177	3,665,744	0	6,531,921	
PSD	0	0	0	0		PSD	0	0	0	0	
TRF	0	0	0	0		TRF	0	0	0	0	
Total	3,905,934	3,706,253	0	7,612,187		Total	3,905,934	3,706,253	0	7,612,187	
FTE	0.00	0.00	0.00	0.00		FTE	0.00	0.00	0.00	0.00	

Est. Fringe	<u>308,808</u>	<u>12,031</u>	<u>0</u>	<u>320,839</u>
--------------------	----------------	---------------	----------	----------------

Note: Fringes budgeted in House Bill 5 except for certain fringes budgeted directly to MoDOT, Highway Patrol, and Conservation.

Est. Fringe	<u>308,808</u>	<u>12,031</u>	<u>0</u>	<u>320,839</u>
--------------------	----------------	---------------	----------	----------------

Note: Fringes budgeted in House Bill 5 except for certain fringes budgeted directly to MoDOT, Highway Patrol, and Conservation.

Other Funds: See Decision Item Summary on Previous Pages

Other Funds: See Decision Item Summary on Previous Pages

2. CORE DESCRIPTION

This core request is for funding to support daily IT operations specific to the Department of Mental Health (DMH). These funds are used for new IT hardware and software, hardware maintenance, annual software licensing, State Data Center and telecommunications/network charges and other IT support for DMH.

3. PROGRAM LISTING (list programs included in this core funding)

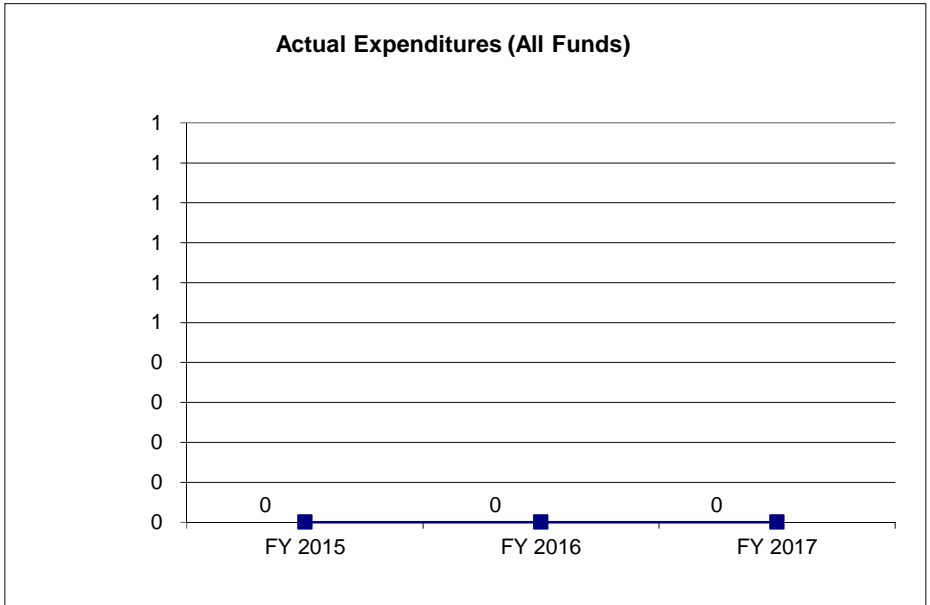
ITSD-DMH

CORE DECISION ITEM

Department	Office of Administration	Budget Unit	<u>30588C</u>
Division	Information Technology Services Division (ITSD)	HB Section	<u>5.025</u>
Core	DMH IT Core		

4. FINANCIAL HISTORY

	FY 2015 Actual	FY 2016 Actual	FY 2017 Actual	FY 2018 Current Yr.
Appropriation (All Funds)	0	0	0	9,205,546
Less Reverted (All Funds)	0	0	0	0
Less Restricted (All Funds)*	0	0	0	0
Budget Authority (All Funds)	0	0	0	9,205,546
Actual Expenditures (All Funds)	0	0	0	N/A
Unexpended (All Funds)	0	0	0	0
Unexpended, by Fund:				
General Revenue	0	0	0	N/A
Federal	0	0	0	N/A
Other	0	0	0	N/A



Reverted includes the statutory three-percent reserve amount (when applicable).

Restricted includes any Governor's Expenditure Restrictions which remained at the end of the fiscal year (when applicable).

NOTES:

CORE RECONCILIATION DETAIL

STATE
DMH IT CONSOLIDATION

5. CORE RECONCILIATION DETAIL

				Budget Class	FTE	GR	Federal	Other	Total	Explanation
TAFP AFTER VETOES										
				PS	0.00	2,712,567	45,509	0	2,758,076	
				EE	0.00	2,781,725	3,665,745	0	6,447,470	
				Total	0.00	5,494,292	3,711,254	0	9,205,546	
DEPARTMENT CORE ADJUSTMENTS										
Core Reallocation	301	3795	PS	0.00	(1,672,810)		0	0	(1,672,810)	To establish Personal Service budget for projects.
Core Reallocation	301	3844	PS	0.00	0		(5,000)	0	(5,000)	To establish Personal Service budget for projects.
Core Reallocation	303	3798	EE	0.00	84,452		0	0	84,452	To establish BOBC line.
Core Reallocation	303	3845	EE	0.00	0		(1)	0	(1)	To establish BOBC line.
NET DEPARTMENT CHANGES					0.00	(1,588,358)	(5,001)	0	(1,593,359)	
DEPARTMENT CORE REQUEST										
				PS	0.00	1,039,757	40,509	0	1,080,266	
				EE	0.00	2,866,177	3,665,744	0	6,531,921	
				Total	0.00	3,905,934	3,706,253	0	7,612,187	
GOVERNOR'S RECOMMENDED CORE										
				PS	0.00	1,039,757	40,509	0	1,080,266	
				EE	0.00	2,866,177	3,665,744	0	6,531,921	
				Total	0.00	3,905,934	3,706,253	0	7,612,187	

OA REPORT 10 FY 2019 GOVERNOR REC

DECISION ITEM DETAIL

Budget Unit	FY 2017	FY 2017	FY 2018	FY 2018	FY 2019	FY 2019	FY 2019	FY 2019
Decision Item	ACTUAL	ACTUAL	BUDGET	BUDGET	DEPT REQ	DEPT REQ	GOV REC	GOV REC
Budget Object Class	DOLLAR	FTE	DOLLAR	FTE	DOLLAR	FTE	DOLLAR	FTE
DMH IT CONSOLIDATION								
CORE								
OTHER	0	0.00	2,758,076	0.00	1,080,266	0.00	1,080,266	0.00
TOTAL - PS	0	0.00	2,758,076	0.00	1,080,266	0.00	1,080,266	0.00
TRAVEL, IN-STATE	0	0.00	0	0.00	1	0.00	1	0.00
SUPPLIES	0	0.00	0	0.00	1	0.00	1	0.00
PROFESSIONAL DEVELOPMENT	0	0.00	0	0.00	2	0.00	2	0.00
COMMUNICATION SERV & SUPP	0	0.00	0	0.00	1	0.00	1	0.00
PROFESSIONAL SERVICES	0	0.00	6,447,470	0.00	6,531,910	0.00	6,531,910	0.00
M&R SERVICES	0	0.00	0	0.00	2	0.00	2	0.00
COMPUTER EQUIPMENT	0	0.00	0	0.00	2	0.00	2	0.00
OFFICE EQUIPMENT	0	0.00	0	0.00	1	0.00	1	0.00
OTHER EQUIPMENT	0	0.00	0	0.00	1	0.00	1	0.00
TOTAL - EE	0	0.00	6,447,470	0.00	6,531,921	0.00	6,531,921	0.00
GRAND TOTAL	\$0	0.00	\$9,205,546	0.00	\$7,612,187	0.00	\$7,612,187	0.00
GENERAL REVENUE	\$0	0.00	\$5,494,292	0.00	\$3,905,934	0.00	\$3,905,934	0.00
FEDERAL FUNDS	\$0	0.00	\$3,711,254	0.00	\$3,706,253	0.00	\$3,706,253	0.00
OTHER FUNDS	\$0	0.00	\$0	0.00	\$0	0.00	\$0	0.00

OA REPORT 9 FY 2019 GOVERNOR REC

DECISION ITEM SUMMARY

Budget Unit									
Decision Item	FY 2017	FY 2017	FY 2018	FY 2018	FY 2019	FY 2019	FY 2019	FY 2019	FY 2019
Budget Object Summary	ACTUAL	ACTUAL	BUDGET	BUDGET	DEPT REQ	DEPT REQ	GOV REC	GOV REC	GOV REC
Fund	DOLLAR	FTE	DOLLAR	FTE	DOLLAR	FTE	DOLLAR	FTE	DOLLAR
DHSS IT CONSOLIDATION									
CORE									
PERSONAL SERVICES									
GENERAL REVENUE	0	0.00	658,729	0.00	658,729	0.00	658,729	0.00	0.00
OA INFORMATION TECH FED& OTHER	0	0.00	1,163,676	0.00	1,163,676	0.00	1,163,676	0.00	0.00
NURSING FAC QUALITY OF CARE	0	0.00	321,824	6.34	321,824	6.34	321,824	6.34	6.34
MO PUBLIC HEALTH SERVICES	0	0.00	236,946	3.31	168,164	3.31	168,164	3.31	3.31
PROF & PRACT NURSING LOANS	0	0.00	1,545	0.00	1,545	0.00	1,545	0.00	0.00
DEPT HEALTH & SR SV DOCUMENT	0	0.00	17	0.00	17	0.00	17	0.00	0.00
DEPT OF HEALTH-DONATED	0	0.00	51	0.00	51	0.00	51	0.00	0.00
SAFE DRINKING WATER FUND	0	0.00	1	0.00	1	0.00	1	0.00	0.00
TOTAL - PS	0	0.00	2,382,789	9.65	2,314,007	9.65	2,314,007	9.65	9.65
EXPENSE & EQUIPMENT									
GENERAL REVENUE	0	0.00	32,536	0.00	197,536	0.00	197,536	0.00	0.00
OA INFORMATION TECH FED& OTHER	0	0.00	7,859,488	0.00	7,859,488	0.00	7,859,488	0.00	0.00
NURSING FAC QUALITY OF CARE	0	0.00	104,116	0.00	454,116	0.00	454,116	0.00	0.00
HEALTH INITIATIVES	0	0.00	52,999	0.00	52,999	0.00	52,999	0.00	0.00
HEALTH ACCESS INCENTIVE	0	0.00	7,089	0.00	7,689	0.00	7,689	0.00	0.00
MAMMOGRAPHY	0	0.00	4,586	0.00	4,636	0.00	4,636	0.00	0.00
MO PUBLIC HEALTH SERVICES	0	0.00	741,217	0.00	741,217	0.00	741,217	0.00	0.00
PROF & PRACT NURSING LOANS	0	0.00	5,594	0.00	5,594	0.00	5,594	0.00	0.00
DEPT HEALTH & SR SV DOCUMENT	0	0.00	108,305	0.00	108,305	0.00	108,305	0.00	0.00
ENVIRONMENTAL RADIATION MONITR	0	0.00	1,299	0.00	1,299	0.00	1,299	0.00	0.00
DEPT OF HEALTH-DONATED	0	0.00	20,512	0.00	20,512	0.00	20,512	0.00	0.00
HAZARDOUS WASTE FUND	0	0.00	8,699	0.00	8,699	0.00	8,699	0.00	0.00
SAFE DRINKING WATER FUND	0	0.00	1,303	0.00	1,303	0.00	1,303	0.00	0.00
PUTATIVE FATHER REGISTRY	0	0.00	12,299	0.00	12,299	0.00	12,299	0.00	0.00
ORGAN DONOR PROGRAM	0	0.00	271,999	0.00	271,999	0.00	271,999	0.00	0.00
EARLY CHILDHOOD DEV EDU/CARE	0	0.00	23,848	0.00	23,848	0.00	23,848	0.00	0.00
CHILDHOOD LEAD TESTING	0	0.00	13,031	0.00	13,031	0.00	13,031	0.00	0.00
TOTAL - EE	0	0.00	9,268,920	0.00	9,784,570	0.00	9,784,570	0.00	0.00
PROGRAM-SPECIFIC									
HEALTH ACCESS INCENTIVE	0	0.00	600	0.00	0	0.00	0	0.00	0.00

1/16/18 14:06

im_disummary

OA REPORT 9 FY 2019 GOVERNOR REC

DECISION ITEM SUMMARY

Budget Unit								
Decision Item	FY 2017	FY 2017	FY 2018	FY 2018	FY 2019	FY 2019	FY 2019	FY 2019
Budget Object Summary	ACTUAL	ACTUAL	BUDGET	BUDGET	DEPT REQ	DEPT REQ	GOV REC	GOV REC
Fund	DOLLAR	FTE	DOLLAR	FTE	DOLLAR	FTE	DOLLAR	FTE
DHSS IT CONSOLIDATION								
CORE								
PROGRAM-SPECIFIC								
MAMMOGRAPHY	0	0.00	50	0.00	0	0.00	0	0.00
TOTAL - PD	0	0.00	650	0.00	0	0.00	0	0.00
TOTAL	0	0.00	11,652,359	9.65	12,098,577	9.65	12,098,577	9.65
Pay Plan - 0000012								
PERSONAL SERVICES								
NURSING FAC QUALITY OF CARE	0	0.00	0	0.00	0	0.00	924	0.00
MO PUBLIC HEALTH SERVICES	0	0.00	0	0.00	0	0.00	975	0.00
TOTAL - PS	0	0.00	0	0.00	0	0.00	1,899	0.00
TOTAL	0	0.00	0	0.00	0	0.00	1,899	0.00
GRAND TOTAL	\$0	0.00	\$11,652,359	9.65	\$12,098,577	9.65	\$12,100,476	9.65

CORE DECISION ITEM

Department	Office of Administration	Budget Unit	<u>30586C</u>
Division	Information Technology Services Division (ITSD)	HB Section	<u>5.025</u>
Core	DHSS IT Core		

1. CORE FINANCIAL SUMMARY

	FY 2019 Budget Request						FY 2019 Governor's Recommendation				
	GR	Federal	Other	Total	E		GR	Federal	Other	Total	E
PS	658,729	1,163,676	491,602	2,314,007		PS	658,729	1,163,676	491,602	2,314,007	
EE	197,536	7,859,488	1,727,546	9,784,570		EE	197,536	7,859,488	1,727,546	9,784,570	
PSD	0	0	0	0		PSD	0	0	0	0	
TRF	0	0	0	0		TRF	0	0	0	0	
Total	856,265	9,023,164	2,219,148	12,098,577		Total	856,265	9,023,164	2,219,148	12,098,577	
FTE	0.00	0.00	9.65	9.65		FTE	0.00	0.00	9.65	9.65	

Est. Fringe	<u>195,643</u>	<u>345,612</u>	<u>250,110</u>	<u>791,364</u>
--------------------	----------------	----------------	----------------	----------------

Note: Fringes budgeted in House Bill 5 except for certain fringes budgeted directly to MoDOT, Highway Patrol, and Conservation.

Est. Fringe	<u>195,643</u>	<u>345,612</u>	<u>250,110</u>	<u>791,364</u>
--------------------	----------------	----------------	----------------	----------------

Note: Fringes budgeted in House Bill 5 except for certain fringes budgeted directly to MoDOT, Highway Patrol, and Conservation.

Other Funds: See Decision Item Summary on Previous Pages

Other Funds: See Decision Item Summary on Previous Pages

2. CORE DESCRIPTION

This core request is for funding to support daily IT operations specific to the Department of Health and Senior Services (DHSS). These funds are used for new IT hardware and software, hardware maintenance, annual software licensing, State Data Center and telecommunications/network charges and other IT support for DHSS.

3. PROGRAM LISTING (list programs included in this core funding)

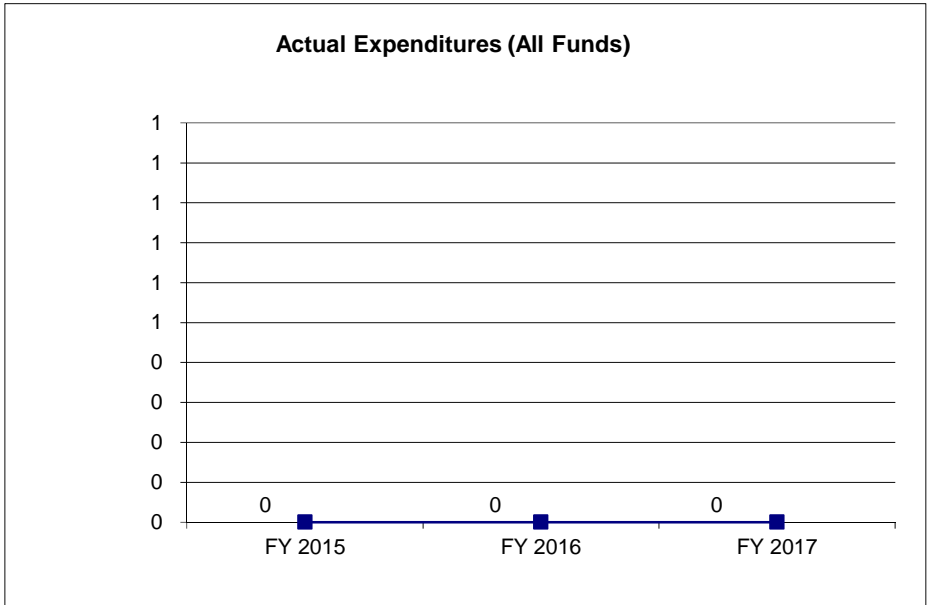
ITSD-DHSS

CORE DECISION ITEM

Department	Office of Administration	Budget Unit	<u>30586C</u>
Division	Information Technology Services Division (ITSD)		
Core	DHSS IT Core	HB Section	<u>5.025</u>

4. FINANCIAL HISTORY

	FY 2015 Actual	FY 2016 Actual	FY 2017 Actual	FY 2018 Current Yr.
Appropriation (All Funds)	0	0	0	11,652,359
Less Reverted (All Funds)	0	0	0	0
Less Restricted (All Funds)*	0	0	0	0
Budget Authority (All Funds)	0	0	0	11,652,359
Actual Expenditures (All Funds)	0	0	0	N/A
Unexpended (All Funds)	0	0	0	0
Unexpended, by Fund:				
General Revenue	0	0	0	N/A
Federal	0	0	0	N/A
Other	0	0	0	N/A



Reverted includes the statutory three-percent reserve amount (when applicable).

Restricted includes any Governor's Expenditure Restrictions which remained at the end of the fiscal year (when applicable).

NOTES:

CORE RECONCILIATION DETAIL

**STATE
DHSS IT CONSOLIDATION**

5. CORE RECONCILIATION DETAIL

				Budget Class	FTE	GR	Federal	Other	Total	Explanation
TAFP AFTER VETOES										
				PS	9.65	658,729	1,163,676	560,384	2,382,789	
				EE	0.00	32,536	7,859,488	1,376,896	9,268,920	
				PD	0.00	0	0	650	650	
				Total	9.65	691,265	9,023,164	1,937,930	11,652,359	
DEPARTMENT CORE ADJUSTMENTS										
Core Reallocation	293	3881		PS	0.00	0	0	(68,782)	(68,782)	To establish Personal Service budget for projects.
Core Reallocation	294	3800		EE	0.00	(7)	0	0	(7)	To establish BOBC line.
Core Reallocation	295	3885		EE	0.00	0	0	350,000	350,000	Reallocate to better align to projected spending for each appropriation.
Core Reallocation	389	3800		EE	0.00	5	0	0	5	To establish BOBC line.
Core Reallocation	391	3800		EE	0.00	165,000	0	0	165,000	Reallocate from GR to meet Federal match.
Core Reallocation	392	3800		EE	0.00	2	0	0	2	To establish BOBC line.
Core Reallocation	1027	3885		EE	0.00	0	0	650	650	Reallocate to better align projected spending for each appropriation.
Core Reallocation	1027	3885		PD	0.00	0	0	(650)	(650)	Reallocate to better align projected spending for each appropriation.
				NET DEPARTMENT CHANGES	0.00	165,000	0	281,218	446,218	
DEPARTMENT CORE REQUEST										
				PS	9.65	658,729	1,163,676	491,602	2,314,007	
				EE	0.00	197,536	7,859,488	1,727,546	9,784,570	

CORE RECONCILIATION DETAIL

STATE
DHSS IT CONSOLIDATION

5. CORE RECONCILIATION DETAIL

	Budget Class	FTE	GR	Federal	Other	Total	Explanation
DEPARTMENT CORE REQUEST							
	PD	0.00	0	0	0	0	
	Total	9.65	856,265	9,023,164	2,219,148	12,098,577	
GOVERNOR'S RECOMMENDED CORE							
	PS	9.65	658,729	1,163,676	491,602	2,314,007	
	EE	0.00	197,536	7,859,488	1,727,546	9,784,570	
	PD	0.00	0	0	0	0	
	Total	9.65	856,265	9,023,164	2,219,148	12,098,577	

OA REPORT 10 FY 2019 GOVERNOR REC

DECISION ITEM DETAIL

Budget Unit	FY 2017	FY 2017	FY 2018	FY 2018	FY 2019	FY 2019	FY 2019	FY 2019
Decision Item	ACTUAL	ACTUAL	BUDGET	BUDGET	DEPT REQ	DEPT REQ	GOV REC	GOV REC
Budget Object Class	DOLLAR	FTE	DOLLAR	FTE	DOLLAR	FTE	DOLLAR	FTE
DHSS IT CONSOLIDATION								
CORE								
INFORMATION TECHNOLOGIST I	0	0.00	69	0.00	69	0.00	69	0.00
INFORMATION TECHNOLOGIST II	0	0.00	6,724	0.19	6,724	0.19	6,724	0.19
INFORMATION TECHNOLOGIST III	0	0.00	138	0.00	138	0.00	138	0.00
INFORMATION TECHNOLOGIST IV	0	0.00	348,206	4.98	279,424	4.98	279,424	4.98
COMPUTER INFO TECH SUPV I	0	0.00	25	0.00	25	0.00	25	0.00
COMPUTER INFO TECH SUPV II	0	0.00	22,531	0.38	22,531	0.38	22,531	0.38
INFORMATION TECHNOLOGY SPEC I	0	0.00	70,006	1.35	70,006	1.35	70,006	1.35
INFORMATION TECHNOLOGY SPEC II	0	0.00	111,503	1.75	111,503	1.75	111,503	1.75
DATA PROCESSOR TECHNICAL	0	0.00	1,182	1.00	1,182	1.00	1,182	1.00
OTHER	0	0.00	1,822,405	0.00	1,822,405	0.00	1,822,405	0.00
TOTAL - PS	0	0.00	2,382,789	9.65	2,314,007	9.65	2,314,007	9.65
TRAVEL, IN-STATE	0	0.00	175	0.00	176	0.00	176	0.00
SUPPLIES	0	0.00	19,501	0.00	19,502	0.00	19,502	0.00
PROFESSIONAL DEVELOPMENT	0	0.00	475	0.00	476	0.00	476	0.00
COMMUNICATION SERV & SUPP	0	0.00	15,013	0.00	15,014	0.00	15,014	0.00
PROFESSIONAL SERVICES	0	0.00	8,560,954	0.00	8,560,947	0.00	8,560,947	0.00
M&R SERVICES	0	0.00	105,643	0.00	105,644	0.00	105,644	0.00
COMPUTER EQUIPMENT	0	0.00	516,540	0.00	1,032,190	0.00	1,032,190	0.00
OFFICE EQUIPMENT	0	0.00	14,549	0.00	14,550	0.00	14,550	0.00
OTHER EQUIPMENT	0	0.00	30,100	0.00	30,101	0.00	30,101	0.00
EQUIPMENT RENTALS & LEASES	0	0.00	5,970	0.00	5,970	0.00	5,970	0.00
TOTAL - EE	0	0.00	9,268,920	0.00	9,784,570	0.00	9,784,570	0.00
DEBT SERVICE	0	0.00	650	0.00	0	0.00	0	0.00
TOTAL - PD	0	0.00	650	0.00	0	0.00	0	0.00
GRAND TOTAL	\$0	0.00	\$11,652,359	9.65	\$12,098,577	9.65	\$12,098,577	9.65
GENERAL REVENUE	\$0	0.00	\$691,265	0.00	\$856,265	0.00	\$856,265	0.00
FEDERAL FUNDS	\$0	0.00	\$9,023,164	0.00	\$9,023,164	0.00	\$9,023,164	0.00
OTHER FUNDS	\$0	0.00	\$1,937,930	9.65	\$2,219,148	9.65	\$2,219,148	9.65

OA REPORT 9 FY 2019 GOVERNOR REC

DECISION ITEM SUMMARY

Budget Unit								
Decision Item	FY 2017	FY 2017	FY 2018	FY 2018	FY 2019	FY 2019	FY 2019	FY 2019
Budget Object Summary	ACTUAL	ACTUAL	BUDGET	BUDGET	DEPT REQ	DEPT REQ	GOV REC	GOV REC
Fund	DOLLAR	FTE	DOLLAR	FTE	DOLLAR	FTE	DOLLAR	FTE
DSS IT CONSOLIDATION								
CORE								
PERSONAL SERVICES								
GENERAL REVENUE	0	0.00	1,642,240	0.00	1,042,240	0.00	1,042,240	0.00
OA INFORMATION TECH FED& OTHER	0	0.00	3,408,686	0.00	2,380,930	0.00	2,380,930	0.00
CHILD SUPPORT ENFORCEMENT FUND	0	0.00	501,274	10.36	501,274	10.36	501,274	10.36
HEALTH INITIATIVES	0	0.00	4	0.00	4	0.00	4	0.00
DOSS ADMINISTRATIVE TRUST	0	0.00	27	0.00	27	0.00	27	0.00
EARLY CHILDHOOD DEV EDU/CARE	0	0.00	1	0.00	1	0.00	1	0.00
TOTAL - PS	0	0.00	5,552,232	10.36	3,924,476	10.36	3,924,476	10.36
EXPENSE & EQUIPMENT								
GENERAL REVENUE	0	0.00	1,243,257	0.00	1,281,555	0.00	1,281,555	0.00
OA INFORMATION TECH FED& OTHER	0	0.00	33,444,581	0.00	33,444,580	0.00	33,444,580	0.00
CHILD SUPPORT ENFORCEMENT FUND	0	0.00	681,327	0.00	331,327	0.00	331,327	0.00
HEALTH INITIATIVES	0	0.00	66	0.00	66	0.00	66	0.00
DOSS ADMINISTRATIVE TRUST	0	0.00	400,621	0.00	400,621	0.00	400,621	0.00
MISSOURI RX PLAN FUND	0	0.00	14,999	0.00	14,999	0.00	14,999	0.00
TOTAL - EE	0	0.00	35,784,851	0.00	35,473,148	0.00	35,473,148	0.00
TOTAL	0	0.00	41,337,083	10.36	39,397,624	10.36	39,397,624	10.36
Pay Plan - 0000012								
PERSONAL SERVICES								
CHILD SUPPORT ENFORCEMENT FUND	0	0.00	0	0.00	0	0.00	2,756	0.00
TOTAL - PS	0	0.00	0	0.00	0	0.00	2,756	0.00
TOTAL	0	0.00	0	0.00	0	0.00	2,756	0.00
GRAND TOTAL	\$0	0.00	\$41,337,083	10.36	\$39,397,624	10.36	\$39,400,380	10.36

CORE DECISION ITEM

Department	Office of Administration	Budget Unit	<u>30584C</u>
Division	Information Technology Services Division (ITSD)	HB Section	<u>5.025</u>
Core	DSS IT Core		

1. CORE FINANCIAL SUMMARY

	FY 2019 Budget Request						FY 2019 Governor's Recommendation				
	GR	Federal	Other	Total	E		GR	Federal	Other	Total	E
PS	1,042,240	2,380,930	501,306	3,924,476		PS	1,042,240	2,380,930	501,306	3,924,476	
EE	1,281,555	33,444,580	747,013	35,473,148		EE	1,281,555	33,444,580	747,013	35,473,148	
PSD	0	0	0	0		PSD	0	0	0	0	
TRF	0	0	0	0		TRF	0	0	0	0	
Total	2,323,795	35,825,510	1,248,319	39,397,624		Total	2,323,795	35,825,510	1,248,319	39,397,624	
FTE	0.00	0.00	10.36	10.36		FTE	0.00	0.00	10.36	10.36	

Est. Fringe	<u>309,545</u>	<u>707,136</u>	<u>260,652</u>	<u>1,277,333</u>
--------------------	----------------	----------------	----------------	------------------

Note: Fringes budgeted in House Bill 5 except for certain fringes budgeted directly to MoDOT, Highway Patrol, and Conservation.

Est. Fringe	<u>309,545</u>	<u>707,136</u>	<u>260,652</u>	<u>1,277,333</u>
--------------------	----------------	----------------	----------------	------------------

Note: Fringes budgeted in House Bill 5 except for certain fringes budgeted directly to MoDOT, Highway Patrol, and Conservation.

Other Funds: See Decision Item Summary on Previous Pages

Other Funds: See Decision Item Summary on Previous Pages

2. CORE DESCRIPTION

This core request is for funding to support daily IT operations specific to the Department of Social Services (DSS). These funds are used for new IT hardware and software, hardware maintenance, annual software licensing, State Data Center and telecommunications/network charges and other IT support for DSS.

3. PROGRAM LISTING (list programs included in this core funding)

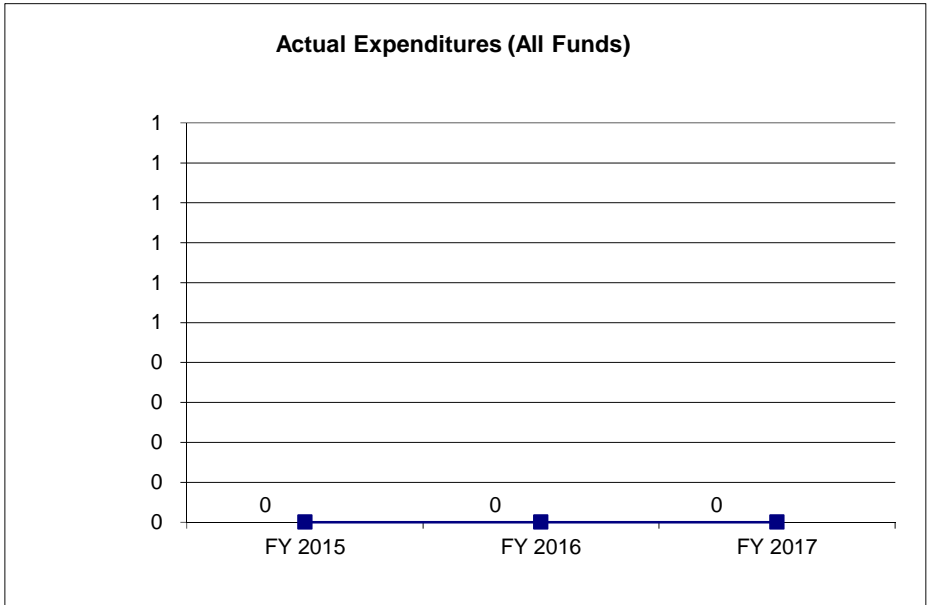
ITSD-DSS

CORE DECISION ITEM

Department	Office of Administration	Budget Unit	30584C
Division	Information Technology Services Division (ITSD)		
Core	DSS IT Core	HB Section	5.025

4. FINANCIAL HISTORY

	FY 2015 Actual	FY 2016 Actual	FY 2017 Actual	FY 2018 Current Yr.
Appropriation (All Funds)	0	0	0	41,337,083
Less Reverted (All Funds)	0	0	0	0
Less Restricted (All Funds)*	0	0	0	0
Budget Authority (All Funds)	0	0	0	41,337,083
Actual Expenditures (All Funds)	0	0	0	N/A
Unexpended (All Funds)	0	0	0	0
Unexpended, by Fund:				
General Revenue	0	0	0	N/A
Federal	0	0	0	N/A
Other	0	0	0	N/A



Reverted includes the statutory three-percent reserve amount (when applicable).

Restricted includes any Governor's Expenditure Restrictions which remained at the end of the fiscal year (when applicable).

NOTES:

CORE RECONCILIATION DETAIL

**STATE
DSS IT CONSOLIDATION**

5. CORE RECONCILIATION DETAIL

				Budget Class	FTE	GR	Federal	Other	Total	Explanation
TAFP AFTER VETOES										
				PS	10.36	1,642,240	3,408,686	501,306	5,552,232	
				EE	0.00	1,243,257	33,444,581	1,097,013	35,784,851	
				Total	10.36	2,885,497	36,853,267	1,598,319	41,337,083	
DEPARTMENT CORE ADJUSTMENTS										
Core Reallocation	286	3848	PS	0.00	0	(1,027,756)	0	0	(1,027,756)	To establish Personal Service budget for projects.
Core Reallocation	286	3809	PS	0.00	(600,000)	0	0	0	(600,000)	To establish Personal Service budget for projects.
Core Reallocation	287	3810	EE	0.00	38,298	0	0	0	38,298	Reallocation of GR to meet Federal match.
Core Reallocation	288	3849	EE	0.00	0	(9)	0	0	(9)	To establish BOC line.
Core Reallocation	289	3888	EE	0.00	0	0	(350,000)	(350,000)	(350,000)	Reallocate to better align to projected spending for each appropriation.
Core Reallocation	290	3849	EE	0.00	0	8	0	0	8	To establish BOBC line.
NET DEPARTMENT CHANGES					0.00	(561,702)	(1,027,757)	(350,000)	(1,939,459)	
DEPARTMENT CORE REQUEST										
				PS	10.36	1,042,240	2,380,930	501,306	3,924,476	
				EE	0.00	1,281,555	33,444,580	747,013	35,473,148	
				Total	10.36	2,323,795	35,825,510	1,248,319	39,397,624	
GOVERNOR'S RECOMMENDED CORE										
				PS	10.36	1,042,240	2,380,930	501,306	3,924,476	

CORE RECONCILIATION DETAIL

**STATE
DSS IT CONSOLIDATION**

5. CORE RECONCILIATION DETAIL

	Budget Class	FTE	GR	Federal	Other	Total	Explanation
GOVERNOR'S RECOMMENDED CORE							
	EE	0.00	1,281,555	33,444,580	747,013	35,473,148	
	Total	10.36	2,323,795	35,825,510	1,248,319	39,397,624	

OA REPORT 10 FY 2019 GOVERNOR REC

DECISION ITEM DETAIL

Budget Unit	FY 2017	FY 2017	FY 2018	FY 2018	FY 2019	FY 2019	FY 2019	FY 2019
Decision Item	ACTUAL	ACTUAL	BUDGET	BUDGET	DEPT REQ	DEPT REQ	GOV REC	GOV REC
Budget Object Class	DOLLAR	FTE	DOLLAR	FTE	DOLLAR	FTE	DOLLAR	FTE
DSS IT CONSOLIDATION								
CORE								
ADMIN OFFICE SUPPORT ASSISTANT	0	0.00	2,144	0.07	2,144	0.07	2,144	0.07
OFFICE SUPPORT ASSISTANT	0	0.00	1,835	0.07	1,835	0.07	1,835	0.07
SR OFFICE SUPPORT ASSISTANT	0	0.00	1,959	0.07	1,959	0.07	1,959	0.07
INFO TECHNOLOGY OPERATOR II	0	0.00	2,448	0.07	2,448	0.07	2,448	0.07
INFORMATION TECHNOLOGIST I	0	0.00	14,837	0.47	14,837	0.47	14,837	0.47
INFORMATION TECHNOLOGIST II	0	0.00	22,445	0.61	22,445	0.61	22,445	0.61
INFORMATION TECHNOLOGIST III	0	0.00	38,305	0.94	38,305	0.94	38,305	0.94
INFORMATION TECHNOLOGIST IV	0	0.00	170,191	3.64	170,191	3.64	170,191	3.64
COMPUTER INFO TECH SUPV I	0	0.00	3,748	0.07	3,748	0.07	3,748	0.07
COMPUTER INFO TECH SUPV II	0	0.00	4,145	0.07	4,145	0.07	4,145	0.07
INFORMATION TECHNOLOGY SUPV	0	0.00	2	0.00	2	0.00	2	0.00
INFORMATION TECHNOLOGY SPEC I	0	0.00	130,231	2.43	130,231	2.43	130,231	2.43
INFORMATION TECHNOLOGY SPEC II	0	0.00	59,000	0.94	59,000	0.94	59,000	0.94
COMPUTER INFO TECH SPEC III	0	0.00	14,475	0.20	14,475	0.20	14,475	0.20
COMP INFO TECHNOLOGY MGR I	0	0.00	19,067	0.27	19,067	0.27	19,067	0.27
MANAGEMENT ANALYSIS SPEC II	0	0.00	3,516	0.07	3,516	0.07	3,516	0.07
PROJECT MANAGER	0	0.00	4,891	0.07	4,891	0.07	4,891	0.07
DATA PROCESSOR TECHNICAL	0	0.00	171	0.13	171	0.13	171	0.13
DATA PROCESSOR PROFESSIONAL	0	0.00	40	0.07	40	0.07	40	0.07
DATA PROCESSING MANAGER	0	0.00	6,366	0.07	6,366	0.07	6,366	0.07
SPECIAL ASST TECHNICIAN	0	0.00	1,490	0.03	1,490	0.03	1,490	0.03
OTHER	0	0.00	5,050,926	0.00	3,423,170	0.00	3,423,170	0.00
TOTAL - PS	0	0.00	5,552,232	10.36	3,924,476	10.36	3,924,476	10.36
TRAVEL, IN-STATE	0	0.00	0	0.00	1	0.00	1	0.00
SUPPLIES	0	0.00	0	0.00	1	0.00	1	0.00
PROFESSIONAL DEVELOPMENT	0	0.00	0	0.00	1	0.00	1	0.00
COMMUNICATION SERV & SUPP	0	0.00	44,600	0.00	44,601	0.00	44,601	0.00
PROFESSIONAL SERVICES	0	0.00	35,694,691	0.00	35,382,980	0.00	35,382,980	0.00
M&R SERVICES	0	0.00	42,560	0.00	42,561	0.00	42,561	0.00
COMPUTER EQUIPMENT	0	0.00	3,000	0.00	3,001	0.00	3,001	0.00
OFFICE EQUIPMENT	0	0.00	0	0.00	1	0.00	1	0.00

OA REPORT 10 FY 2019 GOVERNOR REC

DECISION ITEM DETAIL

Budget Unit	FY 2017	FY 2017	FY 2018	FY 2018	FY 2019	FY 2019	FY 2019	FY 2019
Decision Item	ACTUAL	ACTUAL	BUDGET	BUDGET	DEPT REQ	DEPT REQ	GOV REC	GOV REC
Budget Object Class	DOLLAR	FTE	DOLLAR	FTE	DOLLAR	FTE	DOLLAR	FTE
DSS IT CONSOLIDATION								
CORE								
OTHER EQUIPMENT	0	0.00	0	0.00	1	0.00	1	0.00
TOTAL - EE	0	0.00	35,784,851	0.00	35,473,148	0.00	35,473,148	0.00
GRAND TOTAL	\$0	0.00	\$41,337,083	10.36	\$39,397,624	10.36	\$39,397,624	10.36
GENERAL REVENUE	\$0	0.00	\$2,885,497	0.00	\$2,323,795	0.00	\$2,323,795	0.00
FEDERAL FUNDS	\$0	0.00	\$36,853,267	0.00	\$35,825,510	0.00	\$35,825,510	0.00
OTHER FUNDS	\$0	0.00	\$1,598,319	10.36	\$1,248,319	10.36	\$1,248,319	10.36

OA REPORT 9 FY 2019 GOVERNOR REC

DECISION ITEM SUMMARY

Budget Unit								
Decision Item	FY 2017	FY 2017	FY 2018	FY 2018	FY 2019	FY 2019	FY 2019	FY 2019
Budget Object Summary	ACTUAL	ACTUAL	BUDGET	BUDGET	DEPT REQ	DEPT REQ	GOV REC	GOV REC
Fund	DOLLAR	FTE	DOLLAR	FTE	DOLLAR	FTE	DOLLAR	FTE
DESE IT PROJECTS								
CORE								
PERSONAL SERVICES								
GENERAL REVENUE	0	0.00	0	0.00	227,624	0.00	227,624	0.00
OA INFORMATION TECH FED& OTHER	0	0.00	0	0.00	369,750	0.00	369,750	0.00
COMM FOR DEAF-CERT OF INTERPRE	0	0.00	0	0.00	445	0.00	445	0.00
EXCELLENCE IN EDUCATION	0	0.00	0	0.00	53,309	0.00	53,309	0.00
MO REVOLVING INFO TECH TRUST	0	0.00	1	0.00	87,291	0.00	87,291	0.00
TOTAL - PS	0	0.00	1	0.00	738,419	0.00	738,419	0.00
EXPENSE & EQUIPMENT								
GENERAL REVENUE	0	0.00	1	0.00	3	0.00	3	0.00
LOTTERY PROCEEDS	0	0.00	1	0.00	3	0.00	3	0.00
MO REVOLVING INFO TECH TRUST	0	0.00	1	0.00	1	0.00	1	0.00
TOTAL - EE	0	0.00	3	0.00	7	0.00	7	0.00
TOTAL	0	0.00	4	0.00	738,426	0.00	738,426	0.00
GRAND TOTAL	\$0	0.00	\$4	0.00	\$738,426	0.00	\$738,426	0.00

FLEXIBILITY REQUEST FORM

BUDGET UNIT NUMBER: Various	DEPARTMENT: Office of Administration
BUDGET UNIT NAME: ITSD Department IT Core	
HOUSE BILL SECTION: 5.025	DIVISION: Information Technology Services Division

1. Provide the amount by fund of personal service flexibility and the amount by fund of expense and equipment flexibility you are requesting in dollar and percentage terms and explain why the flexibility is needed. If flexibility is being requested among divisions, provide the amount by fund of flexibility you are requesting in dollar and percentage terms and explain why the flexibility is needed.

DEPARTMENT REQUEST

ITSD is requesting 100% flex between PS & EE within section 5.025 and 100% flex between sections 5.025 and 5.030. (Same as FY18 TAFP). This flexibility is requested to help manage priorities for all consolidated agencies. ITSD services are funded from more than 300 fund/appropriation combinations. Constantly changing needs of departments served by ITSD require that funding be flexible so that proper spending from the appropriations is maintained. It is critical ITSD retain key technical staff that continue to optimize the IT systems and maintain technical support so that E&E operating costs are contained and managed. In addition, certain software, equipment, or contracted services may be needed that can be funded from salary savings. This flexibility allows ITSD to provide services in the most efficient and reliable manner without artificially increasing the "federal and other" appropriation authority of various funds.

2. Estimate how much flexibility will be used for the budget year. How much flexibility was used in the Prior Year Budget and the Current Year Budget? Please specify the amount.

PRIOR YEAR ACTUAL AMOUNT OF FLEXIBILITY USED	CURRENT YEAR ESTIMATED AMOUNT OF FLEXIBILITY THAT WILL BE USED	BUDGET REQUEST ESTIMATED AMOUNT OF FLEXIBILITY THAT WILL BE USED
\$0	Unknown	Unknown

3. Please explain how flexibility was used in the prior and/or current years.

PRIOR YEAR EXPLAIN ACTUAL USE	CURRENT YEAR EXPLAIN PLANNED USE
N/A	Flexibility will be used as necessary to optimize ITSD efficiencies and maintain critical IT infrastructure for agencies.

CORE DECISION ITEM

Department	Office of Administration	Budget Unit	30613C
Division	Information Technology Services Division (ITSD)		
Core	DESE IT Project	HB Section	5.030

1. CORE FINANCIAL SUMMARY

	FY 2019 Budget Request						FY 2019 Governor's Recommendation				
	GR	Federal	Other	Total	E		GR	Federal	Other	Total	E
PS	227,624	369,750	141,045	738,419		PS	227,624	369,750	141,045	738,419	
EE	3	0	4	7		EE	3	0	4	7	
PSD	0	0	0	0		PSD	0	0	0	0	
TRF	0	0	0	0		TRF	0	0	0	0	
Total	227,627	369,750	141,049	738,426		Total	227,627	369,750	141,049	738,426	
FTE	0.00	0.00	0.00	0.00		FTE	0.00	0.00	0.00	0.00	

Est. Fringe	67,604	109,816	41,890	219,310
--------------------	---------------	----------------	---------------	----------------

Note: Fringes budgeted in House Bill 5 except for certain fringes budgeted directly to MoDOT, Highway Patrol, and Conservation.

Est. Fringe	67,604	109,816	41,890	219,310
--------------------	---------------	----------------	---------------	----------------

Note: Fringes budgeted in House Bill 5 except for certain fringes budgeted directly to MoDOT, Highway Patrol, and Conservation.

Other Funds: See Decision Item Summary on Previous Pages

Other Funds: See Decision Item Summary on Previous Pages

2. CORE DESCRIPTION

This core request is for funding to support application development specific to the Department of Elementary and Secondary Education (DESE). These funds are used for new application development, as well as enhancements and maintenance for existing DESE applications.

3. PROGRAM LISTING (list programs included in this core funding)

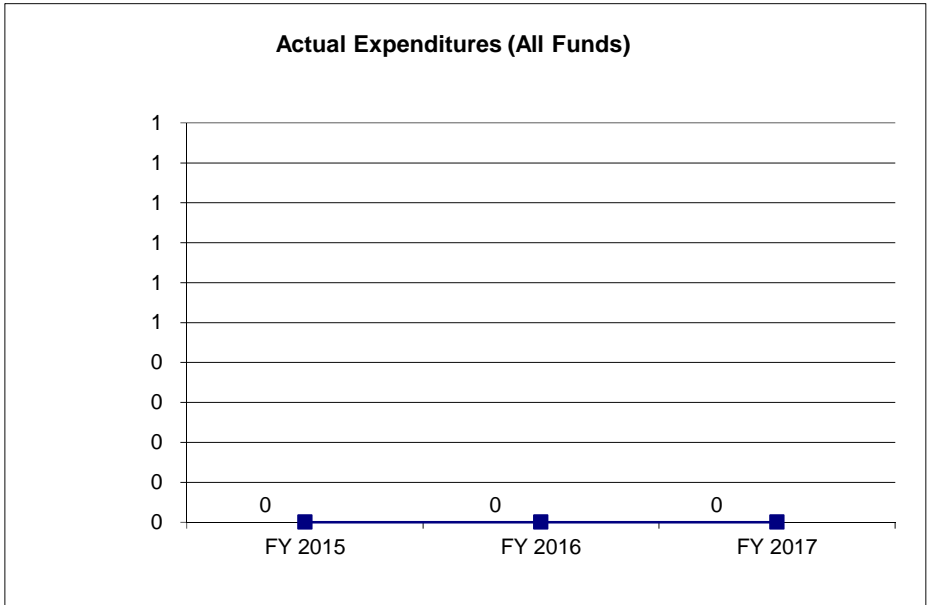
ITSD-DESE

CORE DECISION ITEM

Department	Office of Administration	Budget Unit	30613C
Division	Information Technology Services Division (ITSD)		
Core	DESE IT Project	HB Section	5.030

4. FINANCIAL HISTORY

	FY 2015 Actual	FY 2016 Actual	FY 2017 Actual	FY 2018 Current Yr.
Appropriation (All Funds)	0	0	0	4
Less Reverted (All Funds)	0	0	0	0
Less Restricted (All Funds)*	0	0	0	0
Budget Authority (All Funds)	0	0	0	4
Actual Expenditures (All Funds)	0	0	0	N/A
Unexpended (All Funds)	0	0	0	0
Unexpended, by Fund:				
General Revenue	0	0	0	N/A
Federal	0	0	0	N/A
Other	0	0	0	N/A



Reverted includes the statutory three-percent reserve amount (when applicable).

Restricted includes any Governor's Expenditure Restrictions which remained at the end of the fiscal year (when applicable).

NOTES:

CORE RECONCILIATION DETAIL

STATE
DESE IT PROJECTS

5. CORE RECONCILIATION DETAIL

				Budget Class	FTE	GR	Federal	Other	Total	Explanation
TAFP AFTER VETOES										
				PS	0.00	0	0	1	1	
				EE	0.00	1	0	2	3	
				Total	0.00	1	0	3	4	
DEPARTMENT CORE ADJUSTMENTS										
Core Reallocation	405	3891	PS	0.00	0	0	87,290	87,290	87,290	To establish Personal Service budget for projects.
Core Reallocation	405	4362	PS	0.00	0	369,750	0	369,750	369,750	To establish Personal Service budget for projects.
Core Reallocation	405	4427	PS	0.00	0	0	53,754	53,754	53,754	To establish Personal Service budget for projects.
Core Reallocation	405	4279	PS	0.00	227,624	0	0	227,624	227,624	To establish Personal Service budget for projects.
Core Reallocation	406	3527	EE	0.00	0	0	2	2	2	To establish BOBC line.
Core Reallocation	406	3489	EE	0.00	2	0	0	2	2	To establish BOBC line.
NET DEPARTMENT CHANGES				0.00	227,626	369,750	141,046	738,422		
DEPARTMENT CORE REQUEST										
				PS	0.00	227,624	369,750	141,045	738,419	
				EE	0.00	3	0	4	7	
				Total	0.00	227,627	369,750	141,049	738,426	
GOVERNOR'S RECOMMENDED CORE										
				PS	0.00	227,624	369,750	141,045	738,419	
				EE	0.00	3	0	4	7	
				Total	0.00	227,627	369,750	141,049	738,426	

OA REPORT 10 FY 2019 GOVERNOR REC

DECISION ITEM DETAIL

Budget Unit	FY 2017	FY 2017	FY 2018	FY 2018	FY 2019	FY 2019	FY 2019	FY 2019
Decision Item	ACTUAL	ACTUAL	BUDGET	BUDGET	DEPT REQ	DEPT REQ	GOV REC	GOV REC
Budget Object Class	DOLLAR	FTE	DOLLAR	FTE	DOLLAR	FTE	DOLLAR	FTE
DESE IT PROJECTS								
CORE								
INFORMATION TECHNOLOGIST IV	0	0.00	0	0.00	651,128	0.00	651,128	0.00
OTHER	0	0.00	1	0.00	87,291	0.00	87,291	0.00
TOTAL - PS	0	0.00	1	0.00	738,419	0.00	738,419	0.00
PROFESSIONAL SERVICES	0	0.00	3	0.00	3	0.00	3	0.00
M&R SERVICES	0	0.00	0	0.00	2	0.00	2	0.00
COMPUTER EQUIPMENT	0	0.00	0	0.00	2	0.00	2	0.00
TOTAL - EE	0	0.00	3	0.00	7	0.00	7	0.00
GRAND TOTAL	\$0	0.00	\$4	0.00	\$738,426	0.00	\$738,426	0.00
GENERAL REVENUE	\$0	0.00	\$1	0.00	\$227,627	0.00	\$227,627	0.00
FEDERAL FUNDS	\$0	0.00	\$0	0.00	\$369,750	0.00	\$369,750	0.00
OTHER FUNDS	\$0	0.00	\$3	0.00	\$141,049	0.00	\$141,049	0.00

OA REPORT 9 FY 2019 GOVERNOR REC

DECISION ITEM SUMMARY

Budget Unit								
Decision Item	FY 2017	FY 2017	FY 2018	FY 2018	FY 2019	FY 2019	FY 2019	FY 2019
Budget Object Summary	ACTUAL	ACTUAL	BUDGET	BUDGET	DEPT REQ	DEPT REQ	GOV REC	GOV REC
Fund	DOLLAR	FTE	DOLLAR	FTE	DOLLAR	FTE	DOLLAR	FTE
DHE IT PROJECTS								
CORE								
PERSONAL SERVICES								
GENERAL REVENUE	0	0.00	0	0.00	9,978	0.00	9,978	0.00
PROP SCHOOL CERT FUND	0	0.00	0	0.00	7,000	0.00	7,000	0.00
GUARANTY AGENCY OPERATING	0	0.00	0	0.00	123,107	0.00	123,107	0.00
MO REVOLVING INFO TECH TRUST	0	0.00	1	0.00	501	0.00	501	0.00
TOTAL - PS	0	0.00	1	0.00	140,586	0.00	140,586	0.00
EXPENSE & EQUIPMENT								
GENERAL REVENUE	0	0.00	1	0.00	1	0.00	1	0.00
PROP SCHOOL CERT FUND	0	0.00	1	0.00	1	0.00	1	0.00
GUARANTY AGENCY OPERATING	0	0.00	0	0.00	1	0.00	1	0.00
MO REVOLVING INFO TECH TRUST	0	0.00	1	0.00	1	0.00	1	0.00
TOTAL - EE	0	0.00	3	0.00	4	0.00	4	0.00
TOTAL	0	0.00	4	0.00	140,590	0.00	140,590	0.00
GRAND TOTAL	\$0	0.00	\$4	0.00	\$140,590	0.00	\$140,590	0.00

CORE DECISION ITEM

Department	Office of Administration	Budget Unit	30609C
Division	Information Technology Services Division (ITSD)		
Core	DHE IT Project	HB Section	5.030

1. CORE FINANCIAL SUMMARY

	FY 2019 Budget Request				E		FY 2019 Governor's Recommendation				E
	GR	Federal	Other	Total			GR	Federal	Other	Total	
PS	9,978	0	130,608	140,586		PS	9,978	0	130,608	140,586	
EE	1	0	3	4		EE	1	0	3	4	
PSD	0	0	0	0		PSD	0	0	0	0	
TRF	0	0	0	0		TRF	0	0	0	0	
Total	9,979	0	130,611	140,590		Total	9,979	0	130,611	140,590	
FTE	0.00	0.00	0.00	0.00		FTE	0.00	0.00	0.00	0.00	
Est. Fringe	2,963	0	38,791	41,754		Est. Fringe	2,963	0	38,791	41,754	
<i>Note: Fringes budgeted in House Bill 5 except for certain fringes budgeted directly to MoDOT, Highway Patrol, and Conservation.</i>						<i>Note: Fringes budgeted in House Bill 5 except for certain fringes budgeted directly to MoDOT, Highway Patrol, and Conservation.</i>					
Other Funds:	See Decision Item Summary on Previous Pages					Other Funds:	See Decision Item Summary on Previous Pages				

2. CORE DESCRIPTION

This core request is for funding to support application development specific to the Department of Higher Education (DHE). These funds are used for new application development, as well as enhancements and maintenance for existing DHE applications.

3. PROGRAM LISTING (list programs included in this core funding)

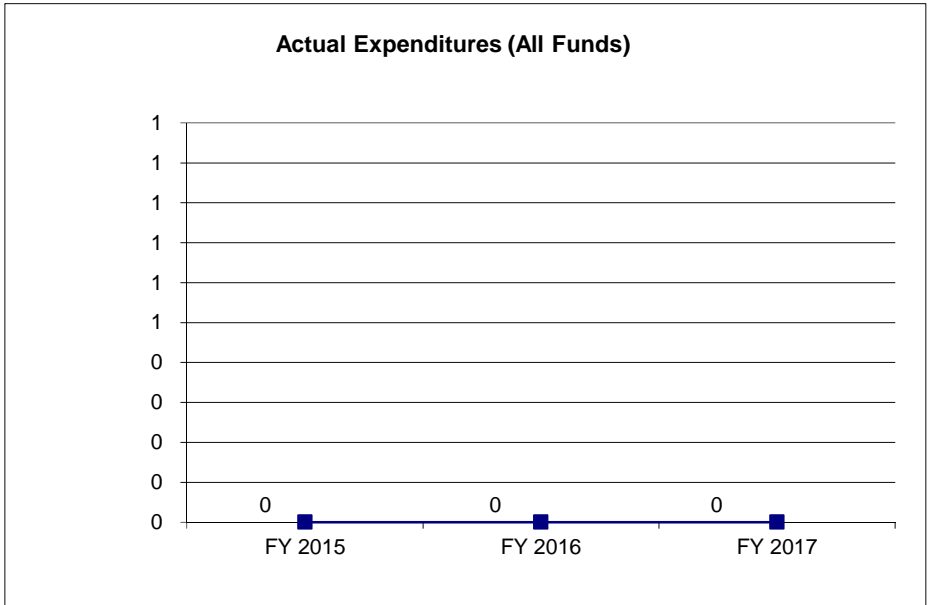
ITSD-DHE

CORE DECISION ITEM

Department	Office of Administration	Budget Unit	30609C
Division	Information Technology Services Division (ITSD)		
Core	DHE IT Project	HB Section	5.030

4. FINANCIAL HISTORY

	FY 2015 Actual	FY 2016 Actual	FY 2017 Actual	FY 2018 Current Yr.
Appropriation (All Funds)	0	0	0	4
Less Reverted (All Funds)	0	0	0	0
Less Restricted (All Funds)*	0	0	0	0
Budget Authority (All Funds)	0	0	0	4
Actual Expenditures (All Funds)	0	0	0	N/A
Unexpended (All Funds)	0	0	0	0
Unexpended, by Fund:				
General Revenue	0	0	0	N/A
Federal	0	0	0	N/A
Other	0	0	0	N/A



Reverted includes the statutory three-percent reserve amount (when applicable).

Restricted includes any Governor's Expenditure Restrictions which remained at the end of the fiscal year (when applicable).

NOTES:

CORE RECONCILIATION DETAIL

STATE
DHE IT PROJECTS

5. CORE RECONCILIATION DETAIL

				Budget Class	FTE	GR	Federal	Other	Total	Explanation
TAFP AFTER VETOES										
				PS	0.00	0	0	1	1	
				EE	0.00	1	0	2	3	
				Total	0.00	1	0	3	4	
DEPARTMENT CORE ADJUSTMENTS										
Core Reallocation	400	3893		PS	0.00	0	0	500	500	To establish Personal Service budget for projects.
Core Reallocation	400	4438		PS	0.00	0	0	130,107	130,107	To establish Personal Service budget for projects.
Core Reallocation	400	4282		PS	0.00	9,978	0	0	9,978	To establish Personal Service budget for projects.
Core Reallocation	401	3528		EE	0.00	0	0	1	1	To establish BOBC line.
				NET DEPARTMENT CHANGES	0.00	9,978	0	130,608	140,586	
DEPARTMENT CORE REQUEST										
				PS	0.00	9,978	0	130,608	140,586	
				EE	0.00	1	0	3	4	
				Total	0.00	9,979	0	130,611	140,590	
GOVERNOR'S RECOMMENDED CORE										
				PS	0.00	9,978	0	130,608	140,586	
				EE	0.00	1	0	3	4	
				Total	0.00	9,979	0	130,611	140,590	

OA REPORT 10 FY 2019 GOVERNOR REC

DECISION ITEM DETAIL

Budget Unit	FY 2017	FY 2017	FY 2018	FY 2018	FY 2019	FY 2019	FY 2019	FY 2019
Decision Item	ACTUAL	ACTUAL	BUDGET	BUDGET	DEPT REQ	DEPT REQ	GOV REC	GOV REC
Budget Object Class	DOLLAR	FTE	DOLLAR	FTE	DOLLAR	FTE	DOLLAR	FTE
DHE IT PROJECTS								
CORE								
INFORMATION TECHNOLOGIST IV	0	0.00	0	0.00	140,085	0.00	140,085	0.00
OTHER	0	0.00	1	0.00	501	0.00	501	0.00
TOTAL - PS	0	0.00	1	0.00	140,586	0.00	140,586	0.00
PROFESSIONAL SERVICES	0	0.00	3	0.00	4	0.00	4	0.00
TOTAL - EE	0	0.00	3	0.00	4	0.00	4	0.00
GRAND TOTAL	\$0	0.00	\$4	0.00	\$140,590	0.00	\$140,590	0.00
GENERAL REVENUE	\$0	0.00	\$1	0.00	\$9,979	0.00	\$9,979	0.00
FEDERAL FUNDS	\$0	0.00	\$0	0.00	\$0	0.00	\$0	0.00
OTHER FUNDS	\$0	0.00	\$3	0.00	\$130,611	0.00	\$130,611	0.00

OA REPORT 9 FY 2019 GOVERNOR REC

DECISION ITEM SUMMARY

Budget Unit								
Decision Item	FY 2017	FY 2017	FY 2018	FY 2018	FY 2019	FY 2019	FY 2019	FY 2019
Budget Object Summary	ACTUAL	ACTUAL	BUDGET	BUDGET	DEPT REQ	DEPT REQ	GOV REC	GOV REC
Fund	DOLLAR	FTE	DOLLAR	FTE	DOLLAR	FTE	DOLLAR	FTE
DOR IT PROJECTS								
CORE								
PERSONAL SERVICES								
GENERAL REVENUE	0	0.00	0	0.00	906,892	0.00	906,892	0.00
STATE HWYS AND TRANS DEPT	0	0.00	0	0.00	46,964	0.00	46,964	0.00
MO REVOLVING INFO TECH TRUST	0	0.00	1	0.00	1	0.00	1	0.00
TOTAL - PS	0	0.00	1	0.00	953,857	0.00	953,857	0.00
EXPENSE & EQUIPMENT								
GENERAL REVENUE	0	0.00	1	0.00	1	0.00	1	0.00
ELDERLY HOME-DELIVER MEALS TRU	0	0.00	1	0.00	1	0.00	1	0.00
MO REVOLVING INFO TECH TRUST	0	0.00	1	0.00	1	0.00	1	0.00
TOTAL - EE	0	0.00	3	0.00	3	0.00	3	0.00
TOTAL	0	0.00	4	0.00	953,860	0.00	953,860	0.00
Restructure of Enterprise DW - 1300017								
EXPENSE & EQUIPMENT								
GENERAL REVENUE	0	0.00	0	0.00	8,341,127	0.00	8,341,127	0.00
TOTAL - EE	0	0.00	0	0.00	8,341,127	0.00	8,341,127	0.00
TOTAL	0	0.00	0	0.00	8,341,127	0.00	8,341,127	0.00
GRAND TOTAL	\$0	0.00	\$4	0.00	\$9,294,987	0.00	\$9,294,987	0.00

CORE DECISION ITEM

Department	Office of Administration	Budget Unit	30607C
Division	Information Technology Services Division (ITSD)	HB Section	5.030
Core	DOR IT Project		

1. CORE FINANCIAL SUMMARY

	FY 2019 Budget Request				E		FY 2019 Governor's Recommendation				E
	GR	Federal	Other	Total			GR	Federal	Other	Total	
PS	906,892	0	46,965	953,857		PS	906,892	0	46,965	953,857	
EE	1	0	2	3		EE	1	0	2	3	
PSD	0	0	0	0		PSD	0	0	0	0	
TRF	0	0	0	0		TRF	0	0	0	0	
Total	906,893	0	46,967	953,860		Total	906,893	0	46,967	953,860	
FTE	0.00	0.00	0.00	0.00		FTE	0.00	0.00	0.00	0.00	

Est. Fringe	269,347	0	13,949	283,296
--------------------	----------------	----------	---------------	----------------

Note: Fringes budgeted in House Bill 5 except for certain fringes budgeted directly to MoDOT, Highway Patrol, and Conservation.

Est. Fringe	269,347	0	13,949	283,296
--------------------	----------------	----------	---------------	----------------

Note: Fringes budgeted in House Bill 5 except for certain fringes budgeted directly to MoDOT, Highway Patrol, and Conservation.

Other Funds: See Decision Item Summary on Previous Pages

Other Funds: See Decision Item Summary on Previous Pages

2. CORE DESCRIPTION

This core request is for funding to support application development specific to the Department of Revenue (DOR). These funds are used for new application development, as well as enhancements and maintenance for existing DOR applications.

3. PROGRAM LISTING (list programs included in this core funding)

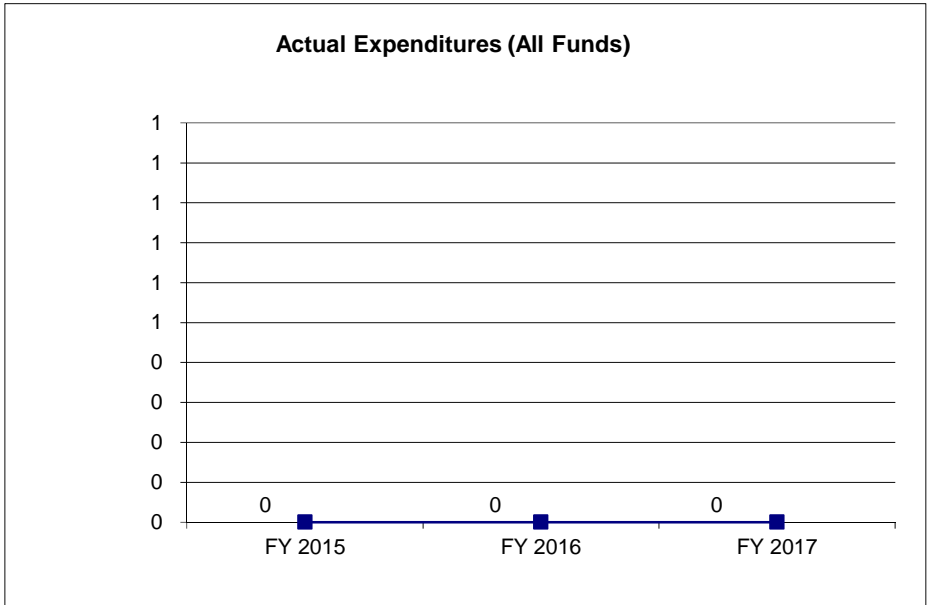
ITSD-DOR

CORE DECISION ITEM

Department	Office of Administration	Budget Unit	<u>30607C</u>
Division	Information Technology Services Division (ITSD)	HB Section	<u>5.030</u>
Core	DOR IT Project		

4. FINANCIAL HISTORY

	<u>FY 2015 Actual</u>	<u>FY 2016 Actual</u>	<u>FY 2017 Actual</u>	<u>FY 2018 Current Yr.</u>
Appropriation (All Funds)	0	0	0	4
Less Reverted (All Funds)	0	0	0	0
Less Restricted (All Funds)*	0	0	0	0
Budget Authority (All Funds)	0	0	0	4
Actual Expenditures (All Funds)	0	0	0	N/A
Unexpended (All Funds)	0	0	0	0
Unexpended, by Fund:				
General Revenue	0	0	0	N/A
Federal	0	0	0	N/A
Other	0	0	0	N/A



Reverted includes the statutory three-percent reserve amount (when applicable).

Restricted includes any Governor's Expenditure Restrictions which remained at the end of the fiscal year (when applicable).

NOTES:

CORE RECONCILIATION DETAIL

STATE
DOR IT PROJECTS

5. CORE RECONCILIATION DETAIL

				Budget Class	FTE	GR	Federal	Other	Total	Explanation
TAFP AFTER VETOES										
				PS	0.00	0	0	1	1	
				EE	0.00	1	0	2	3	
				Total	0.00	1	0	3	4	
DEPARTMENT CORE ADJUSTMENTS										
Core Reallocation	396	4297	PS	0.00	266,128		0	0	266,128	To establish Personal Services budget for projects.
Core Reallocation	396	4436	PS	0.00	0		0	46,964	46,964	To establish Personal Services budget for projects.
Core Reallocation	396	4295	PS	0.00	640,764		0	0	640,764	To establish Personal Services budget for projects.
NET DEPARTMENT CHANGES					0.00	906,892	0	46,964	953,856	
DEPARTMENT CORE REQUEST										
				PS	0.00	906,892	0	46,965	953,857	
				EE	0.00	1	0	2	3	
				Total	0.00	906,893	0	46,967	953,860	
GOVERNOR'S RECOMMENDED CORE										
				PS	0.00	906,892	0	46,965	953,857	
				EE	0.00	1	0	2	3	
				Total	0.00	906,893	0	46,967	953,860	

OA REPORT 10 FY 2019 GOVERNOR REC

DECISION ITEM DETAIL

Budget Unit	FY 2017	FY 2017	FY 2018	FY 2018	FY 2019	FY 2019	FY 2019	FY 2019
Decision Item	ACTUAL	ACTUAL	BUDGET	BUDGET	DEPT REQ	DEPT REQ	GOV REC	GOV REC
Budget Object Class	DOLLAR	FTE	DOLLAR	FTE	DOLLAR	FTE	DOLLAR	FTE
DOR IT PROJECTS								
CORE								
INFORMATION TECHNOLOGIST IV	0	0.00	0	0.00	953,856	0.00	953,856	0.00
OTHER	0	0.00	1	0.00	1	0.00	1	0.00
TOTAL - PS	0	0.00	1	0.00	953,857	0.00	953,857	0.00
PROFESSIONAL SERVICES	0	0.00	3	0.00	3	0.00	3	0.00
TOTAL - EE	0	0.00	3	0.00	3	0.00	3	0.00
GRAND TOTAL	\$0	0.00	\$4	0.00	\$953,860	0.00	\$953,860	0.00
GENERAL REVENUE	\$0	0.00	\$1	0.00	\$906,893	0.00	\$906,893	0.00
FEDERAL FUNDS	\$0	0.00	\$0	0.00	\$0	0.00	\$0	0.00
OTHER FUNDS	\$0	0.00	\$3	0.00	\$46,967	0.00	\$46,967	0.00

NEW DECISION ITEM
RANK: 5

Department Office of Administration	Budget Unit 30607C
Division Information Technology Services Division	
Restructure of Enterprise Data Warehouse DI# 1300017	HB Section 5.022

1. AMOUNT OF REQUEST

	FY 2019 Budget Request				E		FY 2019 Governor's Recommendation				E
	GR	Federal	Other	Total			GR	Federal	Other	Total	
PS	0	0	0	0	0	PS	0	0	0	0	
EE	8,341,127	0	0	8,341,127		EE	8,341,127	0	0	8,341,127	
PSD	0	0	0	0		PSD	0	0	0	0	
TRF	0	0	0	0		TRF	0	0	0	0	
Total	8,341,127	0	0	8,341,127		Total	8,341,127	0	0	8,341,127	
FTE	0.00	0.00	0.00	0.00		FTE	0.00	0.00	0.00	0.00	

Est. Fringe	0	0	0	0
--------------------	---	---	---	---

Note: Fringes budgeted in House Bill 5 except for certain fringes budgeted directly to MoDOT, Highway Patrol, and Conservation.

Est. Fringe	0	0	0	0
--------------------	---	---	---	---

Note: Fringes budgeted in House Bill 5 except for certain fringes budgeted directly to MoDOT, Highway Patrol, and Conservation.

Other Funds:

Other Funds:

2. THIS REQUEST CAN BE CATEGORIZED AS:

<input type="checkbox"/> New Legislation	<input type="checkbox"/> New Program	<input type="checkbox"/> Fund Switch
<input type="checkbox"/> Federal Mandate	<input type="checkbox"/> Program Expansion	<input checked="" type="checkbox"/> Cost to Continue
<input type="checkbox"/> GR Pick-Up	<input type="checkbox"/> Space Request	<input type="checkbox"/> Equipment Replacement
<input type="checkbox"/> Pay Plan	<input type="checkbox"/> Other: _____	

3. WHY IS THIS FUNDING NEEDED? PROVIDE AN EXPLANATION FOR ITEMS CHECKED IN #2. INCLUDE THE FEDERAL OR STATE STATUTORY OR CONSTITUTIONAL AUTHORIZATION FOR THIS PROGRAM.

ITSD and the Department of Revenue are in the process of implementing a new integrated tax system which means most of the legacy mainframe tax systems will be retired. Currently, data from the mainframe systems, the Dept's Case Audit Management System (CAMS), and other internal/external sources are updated into the Enterprise Data Warehouse (EDW) daily. Data tables in the new integrated tax system are structured differently and a restructured EDW is needed. In addition, hardware is needed to allow for full disk encryption of the data in the EDW.

The Teradata data warehouse stores tax data where it can be mined to help increase tax revenue by identifying non-compliant taxpayers and be used by the CAMS application to manage audits.

NEW DECISION ITEM

RANK: 5

Department Office of Administration	Budget Unit <u> 30607C </u>
Division Information Technology Services Division	
Restructure of Enterprise Data Warehouse DI# 1300017	HB Section <u> 5.022 </u>

4. DESCRIBE THE DETAILED ASSUMPTIONS USED TO DERIVE THE SPECIFIC REQUESTED AMOUNT. (How did you determine that the requested number of FTE were appropriate? From what source or standard did you derive the requested levels of funding? Were alternatives such as outsourcing or automation considered? If based on new legislation, does request tie to TAFP fiscal note? If not, explain why. Detail which portions of the request are one-times and how those amounts were calculated.)

6800H Production Server with Full Disk Encryption (FDE) - \$579,339; installation & configuration - \$128,538; Year 1 Subscription (add'l ongoing) - \$122,000; Year 1 maintenance (add'l ongoing) - \$130,162; TOTAL 6800H = \$960,039 (note that this hardware will replace existing hardware and ongoing subscription and maintenance)

Intellibase 1 Node Performance System with FDE - \$254,225; installation & configuration - \$56,405; Year 1 Subscription (add'l ongoing) - \$61,900; Year 1 maintenance (add'l ongoing) - \$46,408; TOTAL 6800H = \$418,938 (note that this hardware will replace existing hardware and ongoing subscription and maintenance)

Professional Services: System Hardening - \$39,455; Performance Data Collection & Reporting (PCDR) - \$33,600; Teradata Active System Management (TASM) - \$44,800; CAMS Enhancements (for work papers and tax calculations) - \$1,836,000; Project Management (necessary for the vendor to PM their professional services only) - \$500,000; Business Analysis (specialized data modeling expertise) - \$500,000; Data Modeling and ETL (Extract, Transform, and Load) - \$3,000,000; View and Report Modifications - \$1,000,000; Total Prof. Services - \$6,953,855

Ongoing costs are covered in ITSD's current appropriation to maintain Teradata. ITSD spends approximately \$1.8 million annually maintaining this revenue generating program.

NEW DECISION ITEM

RANK: 5

Department Office of Administration	Budget Unit 30607C
Division Information Technology Services Division	
Restructure of Enterprise Data Warehouse DI# 1300017	HB Section 5.022

5. BREAK DOWN THE REQUEST BY BUDGET OBJECT CLASS, JOB CLASS, AND FUND SOURCE. IDENTIFY ONE-TIME COSTS.

Budget Object Class/Job Class	Dept Req GR DOLLARS	Dept Req GR FTE	Dept Req FED DOLLARS	Dept Req FED FTE	Dept Req OTHER DOLLARS	Dept Req OTHER FTE	Dept Req TOTAL DOLLARS	Dept Req TOTAL FTE	Dept Req One-Time DOLLARS	E
							0			
							0	0.0		
Total PS	0	0.0	0	0.0	0	0.0	0	0.0	0	
400 - Professional Services	6,953,855						6,953,855		6,953,855	
430 - Maint., Installation, Subscriptions	546,603						546,603		546,603	
480 - Comp. Equip & Encryption	840,669						840,669		840,669	
Total EE	8,341,127		0		0		8,341,127		8,341,127	
Program Distributions							0			
Total PSD	0		0		0		0		0	
Transfers										
Total TRF	0		0		0		0		0	
Grand Total	8,341,127	0.0	0	0.0	0	0.0	8,341,127	0.0	8,341,127	

NEW DECISION ITEM

RANK: 5

Department Office of Administration		Budget Unit 30607C								
Division Information Technology Services Division										
Restructure of Enterprise Data Warehouse DI# 1300017		HB Section 5.022								
Budget Object Class/Job Class	Gov Rec GR DOLLARS	Gov Rec GR FTE	Gov Rec FED DOLLARS	Gov Rec FED FTE	Gov Rec OTHER DOLLARS	Gov Rec OTHER FTE	Gov Rec TOTAL DOLLARS	Gov Rec TOTAL FTE	Gov Rec One-Time DOLLARS	E
Total PS	0	0.0	0	0.0	0	0.0	0	0.0	0	
400 - Professional Services	6,953,855						6,953,855		6,953,855	
430 - Maint., Installation, Subscriptions	546,603						546,603		546,603	
480 - Comp. Equip & Encryption	840,669						840,669		840,669	
Total EE	8,341,127		0		0		8,341,127		8,341,127	
Program Distributions							0			
Total PSD	0		0		0		0		0	
Transfers							0			
Total TRF	0		0		0		0		0	
Grand Total	8,341,127	0.0	0	0.0	0	0.0	8,341,127	0.0	8,341,127	

NEW DECISION ITEM

RANK: 5

Department Office of Administration	Budget Unit <u>30607C</u>
Division Information Technology Services Division	
Restructure of Enterprise Data Warehouse DI# 1300017	HB Section <u>5.022</u>

6. PERFORMANCE MEASURES (If new decision item has an associated core, separately identify projected performance with & without additional funding.)

6a. Provide an effectiveness measure.

DOR will have the ability to fully use the additional data tables that are available in the new integrated system.

The restructure will provide additional data to assist with identifying non-filers and under-reporters with fewer false positives.

This will provide additional data elements from the new integrated system for future analytical programs.

6b. Provide an efficiency measure.

This will ensure the continued revenue generation of more than \$110 million annually. Since FY05, Teradata has brought in revenue to the State totaling \$766,871,968.74. (As of September 8, 2017)

6c. Provide the number of clients/individuals served, if applicable.

All Missouri taxpayers.

6d. Provide a customer satisfaction measure, if available.

There is not a related customer satisfaction measure for this request.

7. STRATEGIES TO ACHIEVE THE PERFORMANCE MEASUREMENT TARGETS:

Fully utilize the additional data tables that are available in the new integrated system and ensure that reports used by the Department are populated using data from the new integrated system.

OA REPORT 10 FY 2019 GOVERNOR REC

DECISION ITEM DETAIL

Budget Unit	FY 2017	FY 2017	FY 2018	FY 2018	FY 2019	FY 2019	FY 2019	FY 2019
Decision Item	ACTUAL	ACTUAL	BUDGET	BUDGET	DEPT REQ	DEPT REQ	GOV REC	GOV REC
Budget Object Class	DOLLAR	FTE	DOLLAR	FTE	DOLLAR	FTE	DOLLAR	FTE
DOR IT PROJECTS								
Restructure of Enterprise DW - 1300017								
PROFESSIONAL SERVICES	0	0.00	0	0.00	6,953,855	0.00	6,953,855	0.00
M&R SERVICES	0	0.00	0	0.00	546,603	0.00	546,603	0.00
COMPUTER EQUIPMENT	0	0.00	0	0.00	840,669	0.00	840,669	0.00
TOTAL - EE	0	0.00	0	0.00	8,341,127	0.00	8,341,127	0.00
GRAND TOTAL	\$0	0.00	\$0	0.00	\$8,341,127	0.00	\$8,341,127	0.00
GENERAL REVENUE	\$0	0.00	\$0	0.00	\$8,341,127	0.00	\$8,341,127	0.00
FEDERAL FUNDS	\$0	0.00	\$0	0.00	\$0	0.00	\$0	0.00
OTHER FUNDS	\$0	0.00	\$0	0.00	\$0	0.00	\$0	0.00

OA REPORT 9 FY 2019 GOVERNOR REC

DECISION ITEM SUMMARY

Budget Unit								
Decision Item	FY 2017	FY 2017	FY 2018	FY 2018	FY 2019	FY 2019	FY 2019	FY 2019
Budget Object Summary	ACTUAL	ACTUAL	BUDGET	BUDGET	DEPT REQ	DEPT REQ	GOV REC	GOV REC
Fund	DOLLAR	FTE	DOLLAR	FTE	DOLLAR	FTE	DOLLAR	FTE
OA IT PROJECTS								
CORE								
PERSONAL SERVICES								
GENERAL REVENUE	0	0.00	0	0.00	793,209	0.00	793,209	0.00
MO REVOLVING INFO TECH TRUST	0	0.00	1	0.00	5,289	0.00	5,289	0.00
TOTAL - PS	0	0.00	1	0.00	798,498	0.00	798,498	0.00
EXPENSE & EQUIPMENT								
GENERAL REVENUE	0	0.00	1	0.00	1	0.00	1	0.00
FEDERAL SURPLUS PROPERTY	0	0.00	1	0.00	1	0.00	1	0.00
MO REVOLVING INFO TECH TRUST	0	0.00	1	0.00	1	0.00	1	0.00
TOTAL - EE	0	0.00	3	0.00	3	0.00	3	0.00
TOTAL	0	0.00	4	0.00	798,501	0.00	798,501	0.00
GRAND TOTAL	\$0	0.00	\$4	0.00	\$798,501	0.00	\$798,501	0.00

CORE DECISION ITEM

Department	Office of Administration	Budget Unit	<u>30605C</u>
Division	Information Technology Services Division (ITSD)	HB Section	<u>5.030</u>
Core	OA IT Project		

1. CORE FINANCIAL SUMMARY

	FY 2019 Budget Request						FY 2019 Governor's Recommendation				
	GR	Federal	Other	Total	E		GR	Federal	Other	Total	E
PS	793,209	0	5,289	798,498		PS	793,209	0	5,289	798,498	
EE	1	0	2	3		EE	1	0	2	3	
PSD	0	0	0	0		PSD	0	0	0	0	
TRF	0	0	0	0		TRF	0	0	0	0	
Total	793,210	0	5,291	798,501		Total	793,210	0	5,291	798,501	
FTE	0.00	0.00	0.00	0.00		FTE	0.00	0.00	0.00	0.00	

Est. Fringe	235,583	0	1,571	237,154
--------------------	---------	---	-------	---------

Note: Fringes budgeted in House Bill 5 except for certain fringes budgeted directly to MoDOT, Highway Patrol, and Conservation.

Est. Fringe	235,583	0	1,571	237,154
--------------------	---------	---	-------	---------

Note: Fringes budgeted in House Bill 5 except for certain fringes budgeted directly to MoDOT, Highway Patrol, and Conservation.

Other Funds: See Decision Item Summary on Previous Pages

Other Funds: See Decision Item Summary on Previous Pages

2. CORE DESCRIPTION

This core request is for funding to support application development specific to the Office of Administration (OA). These funds are used for new application development, as well as enhancements and maintenance for existing OA applications.

3. PROGRAM LISTING (list programs included in this core funding)

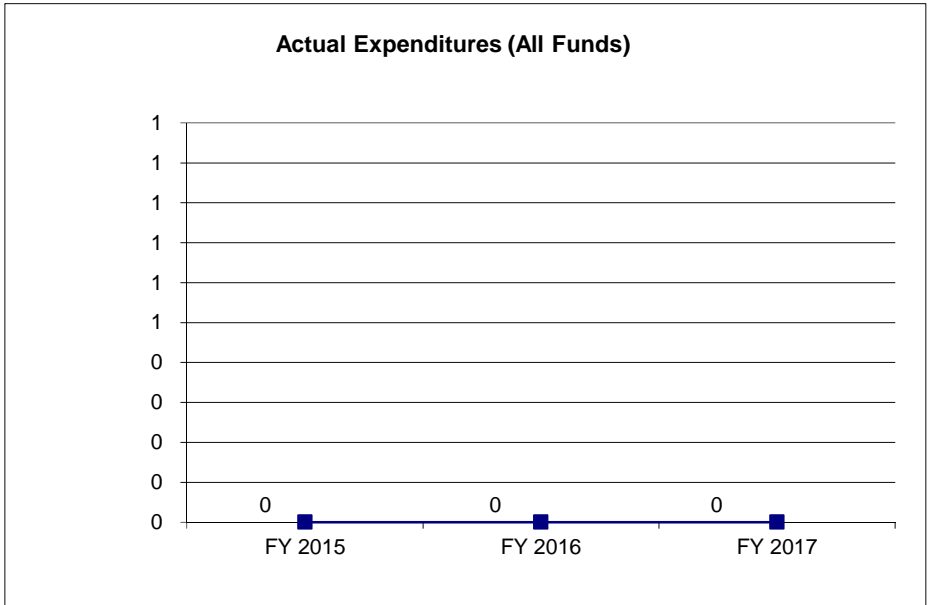
ITSD-OA

CORE DECISION ITEM

Department	Office of Administration	Budget Unit	30605C
Division	Information Technology Services Division (ITSD)		
Core	OA IT Project	HB Section	5.030

4. FINANCIAL HISTORY

	FY 2015 Actual	FY 2016 Actual	FY 2017 Actual	FY 2018 Current Yr.
Appropriation (All Funds)	0	0	0	4
Less Reverted (All Funds)	0	0	0	0
Less Restricted (All Funds)*	0	0	0	0
Budget Authority (All Funds)	0	0	0	4
Actual Expenditures (All Funds)	0	0	0	N/A
Unexpended (All Funds)	0	0	0	0
Unexpended, by Fund:				
General Revenue	0	0	0	N/A
Federal	0	0	0	N/A
Other	0	0	0	N/A



Reverted includes the statutory three-percent reserve amount (when applicable).

Restricted includes any Governor's Expenditure Restrictions which remained at the end of the fiscal year (when applicable).

NOTES:

CORE RECONCILIATION DETAIL

STATE
OA IT PROJECTS

5. CORE RECONCILIATION DETAIL

				Budget Class	FTE	GR	Federal	Other	Total	Explanation
TAFP AFTER VETOES										
				PS	0.00	0	0	1	1	
				EE	0.00	1	0	2	3	
				Total	0.00	1	0	3	4	
DEPARTMENT CORE ADJUSTMENTS										
Core Reallocation	393	4329	PS	0.00	793,209		0	0	793,209	To establish Personal Service budget for projects.
Core Reallocation	393	3897	PS	0.00	0		0	5,288	5,288	To establish Personal Service budget for projects.
NET DEPARTMENT CHANGES					0.00	793,209	0	5,288	798,497	
DEPARTMENT CORE REQUEST										
				PS	0.00	793,209	0	5,289	798,498	
				EE	0.00	1	0	2	3	
				Total	0.00	793,210	0	5,291	798,501	
GOVERNOR'S RECOMMENDED CORE										
				PS	0.00	793,209	0	5,289	798,498	
				EE	0.00	1	0	2	3	
				Total	0.00	793,210	0	5,291	798,501	

OA REPORT 10 FY 2019 GOVERNOR REC

DECISION ITEM DETAIL

Budget Unit	FY 2017	FY 2017	FY 2018	FY 2018	FY 2019	FY 2019	FY 2019	FY 2019
Decision Item	ACTUAL	ACTUAL	BUDGET	BUDGET	DEPT REQ	DEPT REQ	GOV REC	GOV REC
Budget Object Class	DOLLAR	FTE	DOLLAR	FTE	DOLLAR	FTE	DOLLAR	FTE
OA IT PROJECTS								
CORE								
INFORMATION TECHNOLOGIST IV	0	0.00	0	0.00	793,209	0.00	793,209	0.00
OTHER	0	0.00	1	0.00	5,289	0.00	5,289	0.00
TOTAL - PS	0	0.00	1	0.00	798,498	0.00	798,498	0.00
PROFESSIONAL SERVICES	0	0.00	3	0.00	3	0.00	3	0.00
TOTAL - EE	0	0.00	3	0.00	3	0.00	3	0.00
GRAND TOTAL	\$0	0.00	\$4	0.00	\$798,501	0.00	\$798,501	0.00
GENERAL REVENUE	\$0	0.00	\$1	0.00	\$793,210	0.00	\$793,210	0.00
FEDERAL FUNDS	\$0	0.00	\$0	0.00	\$0	0.00	\$0	0.00
OTHER FUNDS	\$0	0.00	\$3	0.00	\$5,291	0.00	\$5,291	0.00

OA REPORT 9 FY 2019 GOVERNOR REC

DECISION ITEM SUMMARY

Budget Unit								
Decision Item	FY 2017	FY 2017	FY 2018	FY 2018	FY 2019	FY 2019	FY 2019	FY 2019
Budget Object Summary	ACTUAL	ACTUAL	BUDGET	BUDGET	DEPT REQ	DEPT REQ	GOV REC	GOV REC
Fund	DOLLAR	FTE	DOLLAR	FTE	DOLLAR	FTE	DOLLAR	FTE
MDA IT PROJECTS								
CORE								
PERSONAL SERVICES								
GENERAL REVENUE	0	0.00	0	0.00	63,547	0.00	63,547	0.00
STATE FAIR FEE	0	0.00	0	0.00	1	0.00	1	0.00
MISSOURI LAND SURVEY FUND	0	0.00	0	0.00	1	0.00	1	0.00
AGRICULTURE PROTECTION	0	0.00	0	0.00	500	0.00	500	0.00
MO REVOLVING INFO TECH TRUST	0	0.00	1	0.00	108,239	0.00	108,239	0.00
TOTAL - PS	0	0.00	1	0.00	172,288	0.00	172,288	0.00
EXPENSE & EQUIPMENT								
GENERAL REVENUE	0	0.00	1	0.00	1	0.00	1	0.00
ANIMAL CARE RESERVE	0	0.00	1	0.00	1	0.00	1	0.00
MO REVOLVING INFO TECH TRUST	0	0.00	1	0.00	1	0.00	1	0.00
TOTAL - EE	0	0.00	3	0.00	3	0.00	3	0.00
TOTAL	0	0.00	4	0.00	172,291	0.00	172,291	0.00
GRAND TOTAL	\$0	0.00	\$4	0.00	\$172,291	0.00	\$172,291	0.00

CORE DECISION ITEM

Department	Office of Administration	Budget Unit	30603C
Division	Information Technology Services Division (ITSD)		
Core	MDA IT Project	HB Section	5.030

1. CORE FINANCIAL SUMMARY

	FY 2019 Budget Request				E		FY 2019 Governor's Recommendation				E
	GR	Federal	Other	Total			GR	Federal	Other	Total	
PS	63,547	0	108,741	172,288		PS	63,547	0	108,741	172,288	
EE	1	0	2	3		EE	1	0	2	3	
PSD	0	0	0	0		PSD	0	0	0	0	
TRF	0	0	0	0		TRF	0	0	0	0	
Total	63,548	0	108,743	172,291		Total	63,548	0	108,743	172,291	
FTE	0.00	0.00	0.00	0.00		FTE	0.00	0.00	0.00	0.00	

Est. Fringe	18,873	0	32,296	51,170
--------------------	--------	---	--------	--------

Note: Fringes budgeted in House Bill 5 except for certain fringes budgeted directly to MoDOT, Highway Patrol, and Conservation.

Est. Fringe	18,873	0	32,296	51,170
--------------------	--------	---	--------	--------

Note: Fringes budgeted in House Bill 5 except for certain fringes budgeted directly to MoDOT, Highway Patrol, and Conservation.

Other Funds: See Decision Item Summary on Previous Pages

Other Funds: See Decision Item Summary on Previous Pages

2. CORE DESCRIPTION

This core request is for funding to support application development specific to the Missouri Department of Agriculture (MDA). These funds are used for new application development, as well as enhancements and maintenance for existing MDA applications.

3. PROGRAM LISTING (list programs included in this core funding)

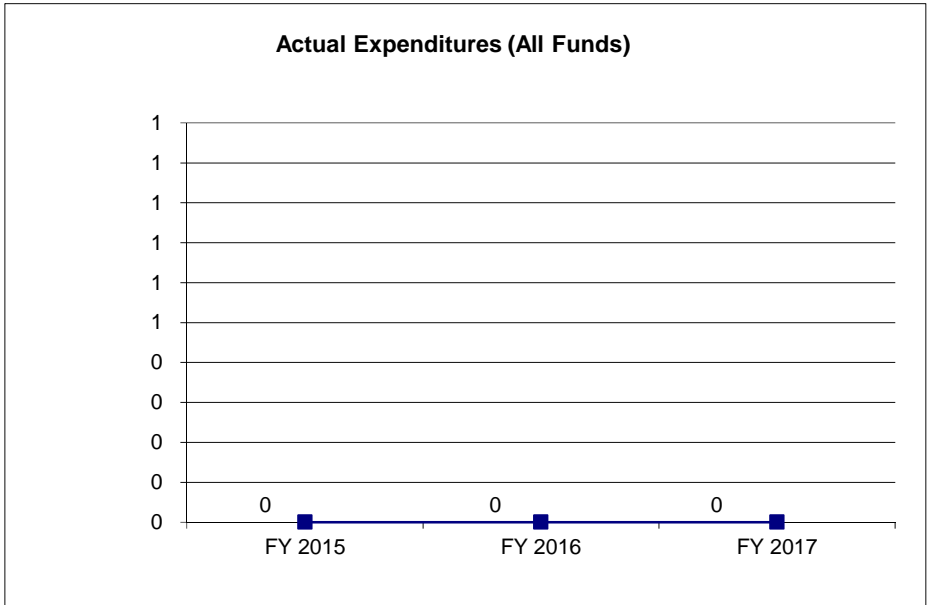
ITSD-MDA

CORE DECISION ITEM

Department	Office of Administration	Budget Unit	30603C
Division	Information Technology Services Division (ITSD)		
Core	MDA IT Project	HB Section	5.030

4. FINANCIAL HISTORY

	FY 2015 Actual	FY 2016 Actual	FY 2017 Actual	FY 2018 Current Yr.
Appropriation (All Funds)	0	0	0	4
Less Reverted (All Funds)	0	0	0	0
Less Restricted (All Funds)*	0	0	0	0
Budget Authority (All Funds)	0	0	0	4
Actual Expenditures (All Funds)	0	0	0	N/A
Unexpended (All Funds)	0	0	0	0
Unexpended, by Fund:				
General Revenue	0	0	0	N/A
Federal	0	0	0	N/A
Other	0	0	0	N/A



Reverted includes the statutory three-percent reserve amount (when applicable).

Restricted includes any Governor's Expenditure Restrictions which remained at the end of the fiscal year (when applicable).

NOTES:

CORE RECONCILIATION DETAIL

STATE
MDA IT PROJECTS

5. CORE RECONCILIATION DETAIL

				Budget Class	FTE	GR	Federal	Other	Total	Explanation
TAFP AFTER VETOES										
				PS	0.00	0	0	1	1	
				EE	0.00	1	0	2	3	
				Total	0.00	1	0	3	4	
DEPARTMENT CORE ADJUSTMENTS										
Core Reallocation	383	4327	PS	0.00	63,547	0	0	63,547		To establish Personal Service budget for projects.
Core Reallocation	383	4429	PS	0.00	0	0	502	502		To establish Personal Service budget for projects.
Core Reallocation	383	3900	PS	0.00	0	0	108,238	108,238		To establish Personal Service budget for projects.
NET DEPARTMENT CHANGES					0.00	63,547	0	108,740	172,287	
DEPARTMENT CORE REQUEST										
				PS	0.00	63,547	0	108,741	172,288	
				EE	0.00	1	0	2	3	
				Total	0.00	63,548	0	108,743	172,291	
GOVERNOR'S RECOMMENDED CORE										
				PS	0.00	63,547	0	108,741	172,288	
				EE	0.00	1	0	2	3	
				Total	0.00	63,548	0	108,743	172,291	

OA REPORT 10 FY 2019 GOVERNOR REC

DECISION ITEM DETAIL

Budget Unit	FY 2017	FY 2017	FY 2018	FY 2018	FY 2019	FY 2019	FY 2019	FY 2019
Decision Item	ACTUAL	ACTUAL	BUDGET	BUDGET	DEPT REQ	DEPT REQ	GOV REC	GOV REC
Budget Object Class	DOLLAR	FTE	DOLLAR	FTE	DOLLAR	FTE	DOLLAR	FTE
MDA IT PROJECTS								
CORE								
INFORMATION TECHNOLOGIST IV	0	0.00	0	0.00	64,049	0.00	64,049	0.00
OTHER	0	0.00	1	0.00	108,239	0.00	108,239	0.00
TOTAL - PS	0	0.00	1	0.00	172,288	0.00	172,288	0.00
PROFESSIONAL SERVICES	0	0.00	3	0.00	3	0.00	3	0.00
TOTAL - EE	0	0.00	3	0.00	3	0.00	3	0.00
GRAND TOTAL	\$0	0.00	\$4	0.00	\$172,291	0.00	\$172,291	0.00
GENERAL REVENUE	\$0	0.00	\$1	0.00	\$63,548	0.00	\$63,548	0.00
FEDERAL FUNDS	\$0	0.00	\$0	0.00	\$0	0.00	\$0	0.00
OTHER FUNDS	\$0	0.00	\$3	0.00	\$108,743	0.00	\$108,743	0.00

OA REPORT 9 FY 2019 GOVERNOR REC

DECISION ITEM SUMMARY

Budget Unit								
Decision Item	FY 2017	FY 2017	FY 2018	FY 2018	FY 2019	FY 2019	FY 2019	FY 2019
Budget Object Summary	ACTUAL	ACTUAL	BUDGET	BUDGET	DEPT REQ	DEPT REQ	GOV REC	GOV REC
Fund	DOLLAR	FTE	DOLLAR	FTE	DOLLAR	FTE	DOLLAR	FTE
DNR IT PROJECTS								
CORE								
PERSONAL SERVICES								
GENERAL REVENUE	0	0.00	0	0.00	74,408	0.00	74,408	0.00
OA INFORMATION TECH FED& OTHER	0	0.00	0	0.00	325,932	0.00	325,932	0.00
DNR COST ALLOCATION	0	0.00	0	0.00	978,645	0.00	978,645	0.00
MO REVOLVING INFO TECH TRUST	0	0.00	1	0.00	1	0.00	1	0.00
TOTAL - PS	0	0.00	1	0.00	1,378,986	0.00	1,378,986	0.00
EXPENSE & EQUIPMENT								
GENERAL REVENUE	0	0.00	1	0.00	1	0.00	1	0.00
STATE PARKS EARNINGS	0	0.00	1	0.00	1	0.00	1	0.00
DNR COST ALLOCATION	0	0.00	1	0.00	1	0.00	1	0.00
MO REVOLVING INFO TECH TRUST	0	0.00	141,029	0.00	141,029	0.00	141,029	0.00
TOTAL - EE	0	0.00	141,032	0.00	141,032	0.00	141,032	0.00
TOTAL	0	0.00	141,033	0.00	1,520,018	0.00	1,520,018	0.00
GRAND TOTAL	\$0	0.00	\$141,033	0.00	\$1,520,018	0.00	\$1,520,018	0.00

CORE DECISION ITEM

Department	Office of Administration	Budget Unit	30601C
Division	Information Technology Services Division (ITSD)		
Core	DNR IT Project	HB Section	5.030

1. CORE FINANCIAL SUMMARY

	FY 2019 Budget Request				E		FY 2019 Governor's Recommendation				E
	GR	Federal	Other	Total			GR	Federal	Other	Total	
PS	74,408	325,932	978,646	1,378,986		PS	74,408	325,932	978,646	1,378,986	
EE	1	0	141,031	141,032		EE	1	0	141,031	141,032	
PSD	0	0	0	0		PSD	0	0	0	0	
TRF	0	0	0	0		TRF	0	0	0	0	
Total	74,409	325,932	1,119,677	1,520,018		Total	74,409	325,932	1,119,677	1,520,018	
FTE	0.00	0.00	0.00	0.00		FTE	0.00	0.00	0.00	0.00	

Est. Fringe	22,099	96,802	290,658	409,559
--------------------	--------	--------	---------	---------

Note: Fringes budgeted in House Bill 5 except for certain fringes budgeted directly to MoDOT, Highway Patrol, and Conservation.

Est. Fringe	22,099	96,802	290,658	409,559
--------------------	--------	--------	---------	---------

Note: Fringes budgeted in House Bill 5 except for certain fringes budgeted directly to MoDOT, Highway Patrol, and Conservation.

Other Funds: See Decision Item Summary on Previous Pages

Other Funds: See Decision Item Summary on Previous Pages

2. CORE DESCRIPTION

This core request is for funding to support application development specific to the Department of Natural Resources (DNR). These funds are used for new application development, as well as enhancements and maintenance for existing DNR applications.

3. PROGRAM LISTING (list programs included in this core funding)

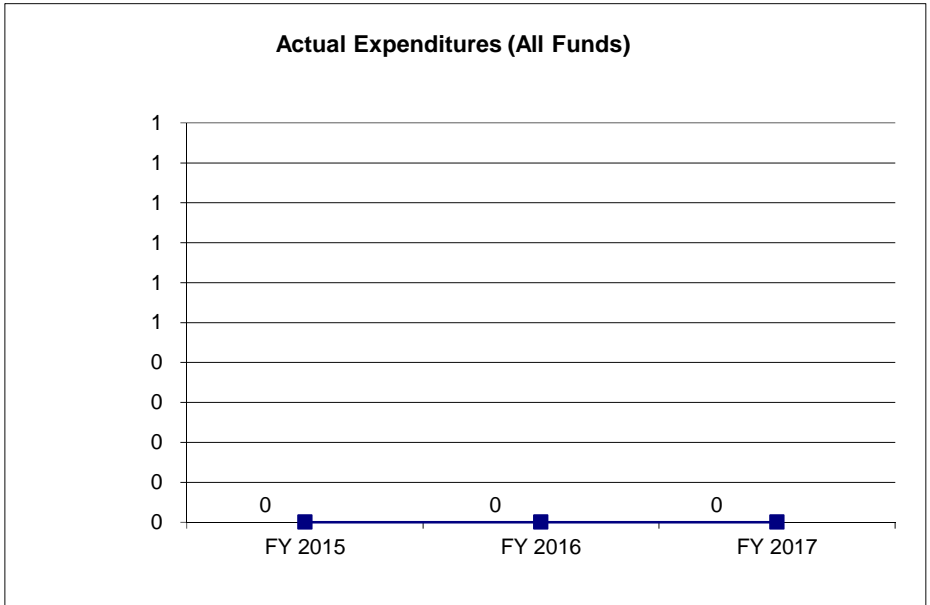
ITSD-DNR

CORE DECISION ITEM

Department	Office of Administration	Budget Unit	30601C
Division	Information Technology Services Division (ITSD)		
Core	DNR IT Project	HB Section	5.030

4. FINANCIAL HISTORY

	FY 2015 Actual	FY 2016 Actual	FY 2017 Actual	FY 2018 Current Yr.
Appropriation (All Funds)	0	0	0	141,033
Less Reverted (All Funds)	0	0	0	0
Less Restricted (All Funds)*	0	0	0	0
Budget Authority (All Funds)	0	0	0	141,033
Actual Expenditures (All Funds)	0	0	0	N/A
Unexpended (All Funds)	0	0	0	0
Unexpended, by Fund:				
General Revenue	0	0	0	N/A
Federal	0	0	0	N/A
Other	0	0	0	N/A



Reverted includes the statutory three-percent reserve amount (when applicable).

Restricted includes any Governor's Expenditure Restrictions which remained at the end of the fiscal year (when applicable).

NOTES:

CORE RECONCILIATION DETAIL

STATE
DNR IT PROJECTS

5. CORE RECONCILIATION DETAIL

				Budget Class	FTE	GR	Federal	Other	Total	Explanation
TAFP AFTER VETOES										
				PS	0.00	0	0	1	1	
				EE	0.00	1	0	141,031	141,032	
				Total	0.00	1	0	141,032	141,033	
DEPARTMENT CORE ADJUSTMENTS										
Core Reallocation	374	4383		PS	0.00	0	325,932	0	325,932	To establish Personal Service budget for projects.
Core Reallocation	374	4431		PS	0.00	0	0	978,645	978,645	To establish Personal Service budget for projects.
Core Reallocation	374	4285		PS	0.00	74,408	0	0	74,408	To establish Personal Service budget for projects.
				NET DEPARTMENT CHANGES	0.00	74,408	325,932	978,645	1,378,985	
DEPARTMENT CORE REQUEST										
				PS	0.00	74,408	325,932	978,646	1,378,986	
				EE	0.00	1	0	141,031	141,032	
				Total	0.00	74,409	325,932	1,119,677	1,520,018	
GOVERNOR'S RECOMMENDED CORE										
				PS	0.00	74,408	325,932	978,646	1,378,986	
				EE	0.00	1	0	141,031	141,032	
				Total	0.00	74,409	325,932	1,119,677	1,520,018	

OA REPORT 10 FY 2019 GOVERNOR REC

DECISION ITEM DETAIL

Budget Unit	FY 2017	FY 2017	FY 2018	FY 2018	FY 2019	FY 2019	FY 2019	FY 2019
Decision Item	ACTUAL	ACTUAL	BUDGET	BUDGET	DEPT REQ	DEPT REQ	GOV REC	GOV REC
Budget Object Class	DOLLAR	FTE	DOLLAR	FTE	DOLLAR	FTE	DOLLAR	FTE
DNR IT PROJECTS								
CORE								
INFORMATION TECHNOLOGIST IV	0	0.00	0	0.00	1,378,985	0.00	1,378,985	0.00
OTHER	0	0.00	1	0.00	1	0.00	1	0.00
TOTAL - PS	0	0.00	1	0.00	1,378,986	0.00	1,378,986	0.00
PROFESSIONAL SERVICES	0	0.00	141,032	0.00	141,032	0.00	141,032	0.00
TOTAL - EE	0	0.00	141,032	0.00	141,032	0.00	141,032	0.00
GRAND TOTAL	\$0	0.00	\$141,033	0.00	\$1,520,018	0.00	\$1,520,018	0.00
GENERAL REVENUE	\$0	0.00	\$1	0.00	\$74,409	0.00	\$74,409	0.00
FEDERAL FUNDS	\$0	0.00	\$0	0.00	\$325,932	0.00	\$325,932	0.00
OTHER FUNDS	\$0	0.00	\$141,032	0.00	\$1,119,677	0.00	\$1,119,677	0.00

OA REPORT 9 FY 2019 GOVERNOR REC

DECISION ITEM SUMMARY

Budget Unit								
Decision Item	FY 2017	FY 2017	FY 2018	FY 2018	FY 2019	FY 2019	FY 2019	FY 2019
Budget Object Summary	ACTUAL	ACTUAL	BUDGET	BUDGET	DEPT REQ	DEPT REQ	GOV REC	GOV REC
Fund	DOLLAR	FTE	DOLLAR	FTE	DOLLAR	FTE	DOLLAR	FTE
DED IT PROJECTS								
CORE								
PERSONAL SERVICES								
GENERAL REVENUE	0	0.00	0	0.00	64,737	0.00	64,737	0.00
OA INFORMATION TECH FED& OTHER	0	0.00	0	0.00	506,498	0.00	506,498	0.00
DED ADMINISTRATIVE	0	0.00	0	0.00	39,435	0.00	39,435	0.00
MO REVOLVING INFO TECH TRUST	0	0.00	1	0.00	91,876	0.00	91,876	0.00
TOTAL - PS	0	0.00	1	0.00	702,546	0.00	702,546	0.00
EXPENSE & EQUIPMENT								
GENERAL REVENUE	0	0.00	1	0.00	3	0.00	3	0.00
OA INFORMATION TECH FED& OTHER	0	0.00	0	0.00	3	0.00	3	0.00
DIVISION OF TOURISM SUPPL REV	0	0.00	1	0.00	1	0.00	1	0.00
MO REVOLVING INFO TECH TRUST	0	0.00	1	0.00	1	0.00	1	0.00
TOTAL - EE	0	0.00	3	0.00	8	0.00	8	0.00
TOTAL	0	0.00	4	0.00	702,554	0.00	702,554	0.00
GRAND TOTAL	\$0	0.00	\$4	0.00	\$702,554	0.00	\$702,554	0.00

CORE DECISION ITEM

Department	Office of Administration	Budget Unit	30599C
Division	Information Technology Services Division (ITSD)		
Core	DED IT Project	HB Section	5.030

1. CORE FINANCIAL SUMMARY

	FY 2019 Budget Request				E		FY 2019 Governor's Recommendation				E
	GR	Federal	Other	Total			GR	Federal	Other	Total	
PS	64,737	506,498	131,311	702,546		PS	64,737	506,498	131,311	702,546	
EE	3	3	2	8		EE	3	3	2	8	
PSD	0	0	0	0		PSD	0	0	0	0	
TRF	0	0	0	0		TRF	0	0	0	0	
Total	64,740	506,501	131,313	702,554		Total	64,740	506,501	131,313	702,554	
FTE	0.00	0.00	0.00	0.00		FTE	0.00	0.00	0.00	0.00	
Est. Fringe	19,227	150,430	38,999	208,656		Est. Fringe	19,227	150,430	38,999	208,656	
<i>Note: Fringes budgeted in House Bill 5 except for certain fringes budgeted directly to MoDOT, Highway Patrol, and Conservation.</i>						<i>Note: Fringes budgeted in House Bill 5 except for certain fringes budgeted directly to MoDOT, Highway Patrol, and Conservation.</i>					
Other Funds:	See Decision Item Summary on Previous Pages					Other Funds:	See Decision Item Summary on Previous Pages				

2. CORE DESCRIPTION

This core request is for funding to support application development specific to the Department of Economic Development (DED). These funds are used for new application development, as well as enhancements and maintenance for existing DED applications.

3. PROGRAM LISTING (list programs included in this core funding)

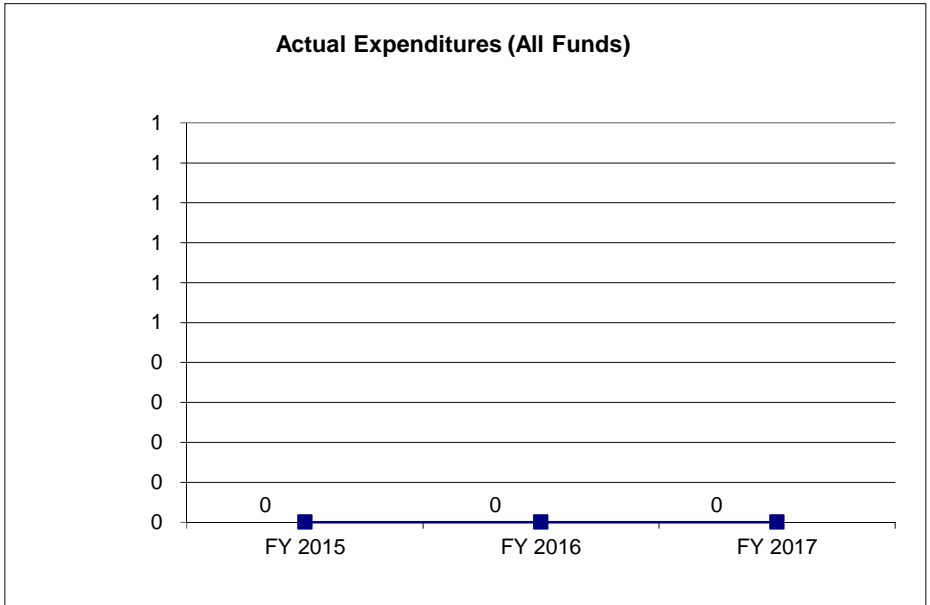
ITSD-DED

CORE DECISION ITEM

Department	Office of Administration	Budget Unit	30599C
Division	Information Technology Services Division (ITSD)		
Core	DED IT Project	HB Section	5.030

4. FINANCIAL HISTORY

	FY 2015 Actual	FY 2016 Actual	FY 2017 Actual	FY 2018 Current Yr.
Appropriation (All Funds)	0	0	0	4
Less Reverted (All Funds)	0	0	0	0
Less Restricted (All Funds)*	0	0	0	0
Budget Authority (All Funds)	0	0	0	4
Actual Expenditures (All Funds)	0	0	0	N/A
Unexpended (All Funds)	0	0	0	0
Unexpended, by Fund:				
General Revenue	0	0	0	N/A
Federal	0	0	0	N/A
Other	0	0	0	N/A



Reverted includes the statutory three-percent reserve amount (when applicable).

Restricted includes any Governor's Expenditure Restrictions which remained at the end of the fiscal year (when applicable).

NOTES:

CORE RECONCILIATION DETAIL

**STATE
DED IT PROJECTS**

5. CORE RECONCILIATION DETAIL

				Budget Class	FTE	GR	Federal	Other	Total	Explanation
TAFP AFTER VETOES										
				PS	0.00	0	0	1	1	
				EE	0.00	1	0	2	3	
				Total	0.00	1	0	3	4	
DEPARTMENT CORE ADJUSTMENTS										
Core Reallocation	338	3907		PS	0.00	0	0	91,875	91,875	To establish Personal Service budget for projects.
Core Reallocation	338	4360		PS	0.00	0	506,498	0	506,498	To establish Personal Service budget for projects.
Core Reallocation	338	4434		PS	0.00	0	0	39,435	39,435	To establish Personal Service budget for projects.
Core Reallocation	338	4278		PS	0.00	64,737	0	0	64,737	To establish Personal Service budget for projects.
Core Reallocation	339	4350		EE	0.00	0	3	0	3	To establish BOBC line.
Core Reallocation	339	3500		EE	0.00	2	0	0	2	To establish BOBC line.
				NET DEPARTMENT CHANGES	0.00	64,739	506,501	131,310	702,550	
DEPARTMENT CORE REQUEST										
				PS	0.00	64,737	506,498	131,311	702,546	
				EE	0.00	3	3	2	8	
				Total	0.00	64,740	506,501	131,313	702,554	
GOVERNOR'S ADDITIONAL CORE ADJUSTMENTS										
Core Reallocation	1805	4568		EE	0.00	0	0	1	1	To reallocate between DED IT approps.

CORE RECONCILIATION DETAIL

**STATE
DED IT PROJECTS**

5. CORE RECONCILIATION DETAIL

	Budget Class	FTE	GR	Federal	Other	Total	Explanation
GOVERNOR'S ADDITIONAL CORE ADJUSTMENTS							
Core Reallocation	1805 3547 EE	0.00	0	0	(1)	(1)	To reallocate between DED IT approps.
NET GOVERNOR CHANGES		0.00	0	0	0	0	
GOVERNOR'S RECOMMENDED CORE							
	PS	0.00	64,737	506,498	131,311	702,546	
	EE	0.00	3	3	2	8	
	Total	0.00	64,740	506,501	131,313	702,554	

OA REPORT 10 FY 2019 GOVERNOR REC

DECISION ITEM DETAIL

Budget Unit	FY 2017	FY 2017	FY 2018	FY 2018	FY 2019	FY 2019	FY 2019	FY 2019
Decision Item	ACTUAL	ACTUAL	BUDGET	BUDGET	DEPT REQ	DEPT REQ	GOV REC	GOV REC
Budget Object Class	DOLLAR	FTE	DOLLAR	FTE	DOLLAR	FTE	DOLLAR	FTE
DED IT PROJECTS								
CORE								
INFORMATION TECHNOLOGIST IV	0	0.00	0	0.00	610,670	0.00	610,670	0.00
OTHER	0	0.00	1	0.00	91,876	0.00	91,876	0.00
TOTAL - PS	0	0.00	1	0.00	702,546	0.00	702,546	0.00
PROFESSIONAL SERVICES	0	0.00	3	0.00	4	0.00	4	0.00
M&R SERVICES	0	0.00	0	0.00	2	0.00	2	0.00
COMPUTER EQUIPMENT	0	0.00	0	0.00	2	0.00	2	0.00
TOTAL - EE	0	0.00	3	0.00	8	0.00	8	0.00
GRAND TOTAL	\$0	0.00	\$4	0.00	\$702,554	0.00	\$702,554	0.00
GENERAL REVENUE	\$0	0.00	\$1	0.00	\$64,740	0.00	\$64,740	0.00
FEDERAL FUNDS	\$0	0.00	\$0	0.00	\$506,501	0.00	\$506,501	0.00
OTHER FUNDS	\$0	0.00	\$3	0.00	\$131,313	0.00	\$131,313	0.00

OA REPORT 9 FY 2019 GOVERNOR REC

DECISION ITEM SUMMARY

Budget Unit								
Decision Item	FY 2017	FY 2017	FY 2018	FY 2018	FY 2019	FY 2019	FY 2019	FY 2019
Budget Object Summary	ACTUAL	ACTUAL	BUDGET	BUDGET	DEPT REQ	DEPT REQ	GOV REC	GOV REC
Fund	DOLLAR	FTE	DOLLAR	FTE	DOLLAR	FTE	DOLLAR	FTE
DIFP IT PROJECTS								
CORE								
PERSONAL SERVICES								
DIVISION OF FINANCE	0	0.00	0	0.00	1,045	0.00	1,045	0.00
INSURANCE DEDICATED FUND	0	0.00	0	0.00	118,128	0.00	118,128	0.00
PROFESSIONAL REGISTRATION FEES	0	0.00	0	0.00	250,000	0.00	250,000	0.00
MO REVOLVING INFO TECH TRUST	0	0.00	1	0.00	1	0.00	1	0.00
TOTAL - PS	0	0.00	1	0.00	369,174	0.00	369,174	0.00
EXPENSE & EQUIPMENT								
GENERAL REVENUE	0	0.00	1	0.00	0	0.00	0	0.00
DIFP ADMINISTRATIVE	0	0.00	1	0.00	1	0.00	1	0.00
DIVISION OF CREDIT UNIONS	0	0.00	0	0.00	1	0.00	1	0.00
DIVISION OF FINANCE	0	0.00	0	0.00	1	0.00	1	0.00
INSURANCE DEDICATED FUND	0	0.00	0	0.00	1	0.00	1	0.00
PROFESSIONAL REGISTRATION FEES	0	0.00	0	0.00	1	0.00	1	0.00
MO REVOLVING INFO TECH TRUST	0	0.00	1	0.00	1	0.00	1	0.00
TOTAL - EE	0	0.00	3	0.00	6	0.00	6	0.00
TOTAL	0	0.00	4	0.00	369,180	0.00	369,180	0.00
GRAND TOTAL	\$0	0.00	\$4	0.00	\$369,180	0.00	\$369,180	0.00

CORE DECISION ITEM

Department	Office of Administration	Budget Unit	30597C
Division	Information Technology Services Division (ITSD)		
Core	DIFP IT Project	HB Section	5.030

1. CORE FINANCIAL SUMMARY

	FY 2019 Budget Request						FY 2019 Governor's Recommendation				
	GR	Federal	Other	Total	E		GR	Federal	Other	Total	E
PS	0	0	369,174	369,174		PS	0	0	369,174	369,174	
EE	0	0	6	6		EE	0	0	6	6	
PSD	0	0	0	0		PSD	0	0	0	0	
TRF	0	0	0	0		TRF	0	0	0	0	
Total	0	0	369,180	369,180		Total	0	0	369,180	369,180	
FTE	0.00	0.00	0.00	0.00		FTE	0.00	0.00	0.00	0.00	
Est. Fringe	0	0	109,645	109,645		Est. Fringe	0	0	109,645	109,645	
<i>Note: Fringes budgeted in House Bill 5 except for certain fringes budgeted directly to MoDOT, Highway Patrol, and Conservation.</i>						<i>Note: Fringes budgeted in House Bill 5 except for certain fringes budgeted directly to MoDOT, Highway Patrol, and Conservation.</i>					
Other Funds:	See Decision Item Summary on Previous Pages					Other Funds:	See Decision Item Summary on Previous Pages				

2. CORE DESCRIPTION

This core request is for funding to support application development specific to the Department of Insurance, Financial Institutions & Professional Registration (DIFP). These funds are used for new application development, as well as enhancements and maintenance for existing DIFP applications.

3. PROGRAM LISTING (list programs included in this core funding)

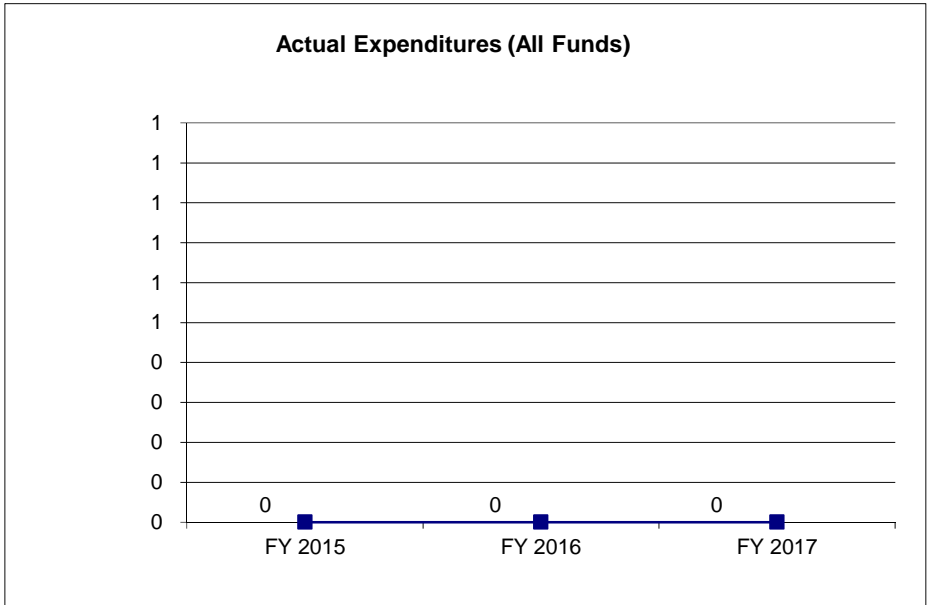
ITSD-DIFP

CORE DECISION ITEM

Department	Office of Administration	Budget Unit	30597C
Division	Information Technology Services Division (ITSD)		
Core	DIFP IT Project	HB Section	5.030

4. FINANCIAL HISTORY

	FY 2015 Actual	FY 2016 Actual	FY 2017 Actual	FY 2018 Current Yr.
Appropriation (All Funds)	0	0	0	4
Less Reverted (All Funds)	0	0	0	0
Less Restricted (All Funds)*	0	0	0	0
Budget Authority (All Funds)	0	0	0	4
Actual Expenditures (All Funds)	0	0	0	N/A
Unexpended (All Funds)	0	0	0	0
Unexpended, by Fund:				
General Revenue	0	0	0	N/A
Federal	0	0	0	N/A
Other	0	0	0	N/A



Reverted includes the statutory three-percent reserve amount (when applicable).

Restricted includes any Governor's Expenditure Restrictions which remained at the end of the fiscal year (when applicable).

NOTES:

CORE RECONCILIATION DETAIL

STATE
DIFP IT PROJECTS

5. CORE RECONCILIATION DETAIL

				Budget Class	FTE	GR	Federal	Other	Total	Explanation
TAFP AFTER VETOES										
				PS	0.00	0	0	1	1	
				EE	0.00	1	0	2	3	
				Total	0.00	1	0	3	4	
DEPARTMENT CORE ADJUSTMENTS										
Core Reallocation	354	4435	PS	0.00	0	0	369,173	369,173	369,173	To establish Personal Service budget for projects.
Core Reallocation	356	3549	EE	0.00	0	0	4	4	4	
Core Reallocation	652	3501	EE	0.00	(1)	0	0	(1)	(1)	Reallocate to better align to projected spending for each appropriation.
NET DEPARTMENT CHANGES					0.00	(1)	0	369,177	369,176	
DEPARTMENT CORE REQUEST										
				PS	0.00	0	0	369,174	369,174	
				EE	0.00	0	0	6	6	
				Total	0.00	0	0	369,180	369,180	
GOVERNOR'S RECOMMENDED CORE										
				PS	0.00	0	0	369,174	369,174	
				EE	0.00	0	0	6	6	
				Total	0.00	0	0	369,180	369,180	

OA REPORT 10 FY 2019 GOVERNOR REC

DECISION ITEM DETAIL

Budget Unit	FY 2017	FY 2017	FY 2018	FY 2018	FY 2019	FY 2019	FY 2019	FY 2019
Decision Item	ACTUAL	ACTUAL	BUDGET	BUDGET	DEPT REQ	DEPT REQ	GOV REC	GOV REC
Budget Object Class	DOLLAR	FTE	DOLLAR	FTE	DOLLAR	FTE	DOLLAR	FTE
DIFP IT PROJECTS								
CORE								
INFORMATION TECHNOLOGIST IV	0	0.00	0	0.00	369,173	0.00	369,173	0.00
OTHER	0	0.00	1	0.00	1	0.00	1	0.00
TOTAL - PS	0	0.00	1	0.00	369,174	0.00	369,174	0.00
PROFESSIONAL SERVICES	0	0.00	3	0.00	6	0.00	6	0.00
TOTAL - EE	0	0.00	3	0.00	6	0.00	6	0.00
GRAND TOTAL	\$0	0.00	\$4	0.00	\$369,180	0.00	\$369,180	0.00
GENERAL REVENUE	\$0	0.00	\$1	0.00	\$0	0.00	\$0	0.00
FEDERAL FUNDS	\$0	0.00	\$0	0.00	\$0	0.00	\$0	0.00
OTHER FUNDS	\$0	0.00	\$3	0.00	\$369,180	0.00	\$369,180	0.00

OA REPORT 9 FY 2019 GOVERNOR REC

DECISION ITEM SUMMARY

Budget Unit								
Decision Item	FY 2017	FY 2017	FY 2018	FY 2018	FY 2019	FY 2019	FY 2019	FY 2019
Budget Object Summary	ACTUAL	ACTUAL	BUDGET	BUDGET	DEPT REQ	DEPT REQ	GOV REC	GOV REC
Fund	DOLLAR	FTE	DOLLAR	FTE	DOLLAR	FTE	DOLLAR	FTE
DOLIR IT PROJECTS								
CORE								
PERSONAL SERVICES								
DEPT OF LABOR RELATIONS ADMIN	0	0.00	0	0.00	400,438	0.00	400,438	0.00
WORKERS COMPENSATION	0	0.00	0	0.00	48,928	0.00	48,928	0.00
UNEMPLOYMENT AUTOMATION	0	0.00	0	0.00	700,000	0.00	700,000	0.00
MO REVOLVING INFO TECH TRUST	0	0.00	1	0.00	1	0.00	1	0.00
TOTAL - PS	0	0.00	1	0.00	1,149,367	0.00	1,149,367	0.00
EXPENSE & EQUIPMENT								
GENERAL REVENUE	0	0.00	1	0.00	1	0.00	1	0.00
DEPT OF LABOR RELATIONS ADMIN	0	0.00	0	0.00	1	0.00	1	0.00
OA INFORMATION TECH FED& OTHER	0	0.00	0	0.00	1	0.00	1	0.00
DIV OF LABOR STANDARDS FEDERAL	0	0.00	1	0.00	1	0.00	1	0.00
WORKERS COMPENSATION	0	0.00	1	0.00	1	0.00	1	0.00
UNEMPLOYMENT AUTOMATION	0	0.00	0	0.00	1	0.00	1	0.00
MO REVOLVING INFO TECH TRUST	0	0.00	1	0.00	1	0.00	1	0.00
TOTAL - EE	0	0.00	4	0.00	7	0.00	7	0.00
TOTAL	0	0.00	5	0.00	1,149,374	0.00	1,149,374	0.00
GRAND TOTAL	\$0	0.00	\$5	0.00	\$1,149,374	0.00	\$1,149,374	0.00

CORE DECISION ITEM

Department	Office of Administration	Budget Unit	<u>30594C</u>
Division	Information Technology Services Division (ITSD)	HB Section	<u>5.030</u>
Core	DOLIR IT Project		

1. CORE FINANCIAL SUMMARY

	FY 2019 Budget Request						FY 2019 Governor's Recommendation				
	GR	Federal	Other	Total	E		GR	Federal	Other	Total	E
PS	0	400,438	748,929	1,149,367		PS	0	400,438	748,929	1,149,367	
EE	1	3	3	7		EE	1	3	3	7	
PSD	0	0	0	0		PSD	0	0	0	0	
TRF	0	0	0	0		TRF	0	0	0	0	
Total	1	400,441	748,932	1,149,374		Total	1	400,441	748,932	1,149,374	
FTE	0.00	0.00	0.00	0.00		FTE	0.00	0.00	0.00	0.00	

Est. Fringe	<u>0</u>	<u>118,930</u>	<u>222,432</u>	<u>341,362</u>
--------------------	----------	----------------	----------------	----------------

Note: Fringes budgeted in House Bill 5 except for certain fringes budgeted directly to MoDOT, Highway Patrol, and Conservation.

Est. Fringe	<u>0</u>	<u>118,930</u>	<u>222,432</u>	<u>341,362</u>
--------------------	----------	----------------	----------------	----------------

Note: Fringes budgeted in House Bill 5 except for certain fringes budgeted directly to MoDOT, Highway Patrol, and Conservation.

Other Funds: See Decision Item Summary on Previous Pages

Other Funds: See Decision Item Summary on Previous Pages

2. CORE DESCRIPTION

This core request is for funding to support application development specific to the Department of Labor and Industrial Relations (DOLIR). These funds are used for new application development, as well as enhancements and maintenance for existing DOLIR applications.

3. PROGRAM LISTING (list programs included in this core funding)

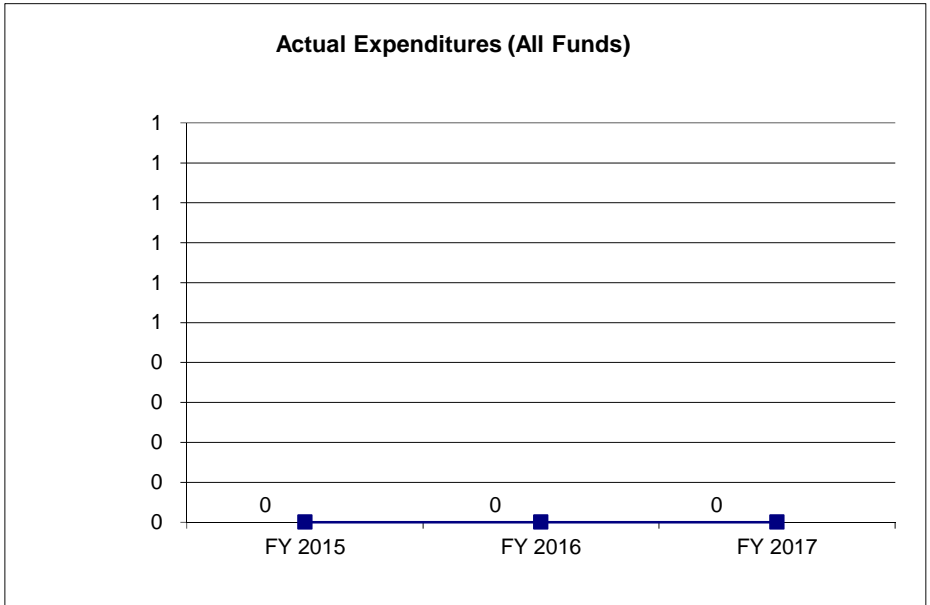
ITSD-DOLIR

CORE DECISION ITEM

Department	Office of Administration	Budget Unit	30594C
Division	Information Technology Services Division (ITSD)		
Core	DOLIR IT Project	HB Section	5.030

4. FINANCIAL HISTORY

	FY 2015 Actual	FY 2016 Actual	FY 2017 Actual	FY 2018 Current Yr.
Appropriation (All Funds)	0	0	0	5
Less Reverted (All Funds)	0	0	0	0
Less Restricted (All Funds)*	0	0	0	0
Budget Authority (All Funds)	0	0	0	5
Actual Expenditures (All Funds)	0	0	0	N/A
Unexpended (All Funds)	0	0	0	0
Unexpended, by Fund:				
General Revenue	0	0	0	N/A
Federal	0	0	0	N/A
Other	0	0	0	N/A



Reverted includes the statutory three-percent reserve amount (when applicable).

Restricted includes any Governor's Expenditure Restrictions which remained at the end of the fiscal year (when applicable).

NOTES:

CORE RECONCILIATION DETAIL

STATE
DOLIR IT PROJECTS

5. CORE RECONCILIATION DETAIL

				Budget Class	FTE	GR	Federal	Other	Total	Explanation
TAFP AFTER VETOES										
				PS	0.00	0	0	1	1	
				EE	0.00	1	1	2	4	
				Total	0.00	1	1	3	5	
DEPARTMENT CORE ADJUSTMENTS										
Core Reallocation	347	4437		PS	0.00	0	0	748,928	748,928	To establish Personal Service budget for projects.
Core Reallocation	347	4567		PS	0.00	0	400,438	0	400,438	To establish Personal Service budget for projects.
Core Reallocation	349	3554		EE	0.00	0	0	1	1	To establish BOBC line.
Core Reallocation	349	4439		EE	0.00	0	1	0	1	To establish BOBC line.
Core Reallocation	349	4339		EE	0.00	0	1	0	1	To establish BOBC line.
				NET DEPARTMENT CHANGES	0.00	0	400,440	748,929	1,149,369	
DEPARTMENT CORE REQUEST										
				PS	0.00	0	400,438	748,929	1,149,367	
				EE	0.00	1	3	3	7	
				Total	0.00	1	400,441	748,932	1,149,374	
GOVERNOR'S RECOMMENDED CORE										
				PS	0.00	0	400,438	748,929	1,149,367	
				EE	0.00	1	3	3	7	
				Total	0.00	1	400,441	748,932	1,149,374	

OA REPORT 10 FY 2019 GOVERNOR REC

DECISION ITEM DETAIL

Budget Unit	FY 2017	FY 2017	FY 2018	FY 2018	FY 2019	FY 2019	FY 2019	FY 2019
Decision Item	ACTUAL	ACTUAL	BUDGET	BUDGET	DEPT REQ	DEPT REQ	GOV REC	GOV REC
Budget Object Class	DOLLAR	FTE	DOLLAR	FTE	DOLLAR	FTE	DOLLAR	FTE
DOLIR IT PROJECTS								
CORE								
INFORMATION TECHNOLOGIST IV	0	0.00	0	0.00	1,149,366	0.00	1,149,366	0.00
OTHER	0	0.00	1	0.00	1	0.00	1	0.00
TOTAL - PS	0	0.00	1	0.00	1,149,367	0.00	1,149,367	0.00
PROFESSIONAL SERVICES	0	0.00	4	0.00	7	0.00	7	0.00
TOTAL - EE	0	0.00	4	0.00	7	0.00	7	0.00
GRAND TOTAL	\$0	0.00	\$5	0.00	\$1,149,374	0.00	\$1,149,374	0.00
GENERAL REVENUE	\$0	0.00	\$1	0.00	\$1	0.00	\$1	0.00
FEDERAL FUNDS	\$0	0.00	\$1	0.00	\$400,441	0.00	\$400,441	0.00
OTHER FUNDS	\$0	0.00	\$3	0.00	\$748,932	0.00	\$748,932	0.00

OA REPORT 9 FY 2019 GOVERNOR REC

DECISION ITEM SUMMARY

Budget Unit								
Decision Item	FY 2017	FY 2017	FY 2018	FY 2018	FY 2019	FY 2019	FY 2019	FY 2019
Budget Object Summary	ACTUAL	ACTUAL	BUDGET	BUDGET	DEPT REQ	DEPT REQ	GOV REC	GOV REC
Fund	DOLLAR	FTE	DOLLAR	FTE	DOLLAR	FTE	DOLLAR	FTE
DPS IT PROJECTS								
CORE								
PERSONAL SERVICES								
GENERAL REVENUE	0	0.00	0	0.00	211,416	0.00	211,416	0.00
MO VETERANS HOMES	0	0.00	0	0.00	226,545	0.00	226,545	0.00
DIV ALCOHOL & TOBACCO CTRL	0	0.00	0	0.00	140,000	0.00	140,000	0.00
CRIME VICTIMS COMP FUND	0	0.00	0	0.00	1,500	0.00	1,500	0.00
MO REVOLVING INFO TECH TRUST	0	0.00	1	0.00	18,328	0.00	18,328	0.00
TOTAL - PS	0	0.00	1	0.00	597,789	0.00	597,789	0.00
EXPENSE & EQUIPMENT								
GENERAL REVENUE	0	0.00	1	0.00	1	0.00	1	0.00
ELEVATOR SAFETY	0	0.00	1	0.00	1	0.00	1	0.00
MO REVOLVING INFO TECH TRUST	0	0.00	1	0.00	1	0.00	1	0.00
TOTAL - EE	0	0.00	3	0.00	3	0.00	3	0.00
TOTAL	0	0.00	4	0.00	597,792	0.00	597,792	0.00
GRAND TOTAL	\$0	0.00	\$4	0.00	\$597,792	0.00	\$597,792	0.00

CORE DECISION ITEM

Department	Office of Administration	Budget Unit	30592C
Division	Information Technology Services Division (ITSD)		
Core	DPS IT Project	HB Section	5.030

1. CORE FINANCIAL SUMMARY

	FY 2019 Budget Request						FY 2019 Governor's Recommendation				
	GR	Federal	Other	Total	E		GR	Federal	Other	Total	E
PS	211,416	0	386,373	597,789		PS	211,416	0	386,373	597,789	
EE	1	0	2	3		EE	1	0	2	3	
PSD	0	0	0	0		PSD	0	0	0	0	
TRF	0	0	0	0		TRF	0	0	0	0	
Total	211,417	0	386,375	597,792		Total	211,417	0	386,375	597,792	
FTE	0.00	0.00	0.00	0.00		FTE	0.00	0.00	0.00	0.00	

Est. Fringe	62,791	0	114,753	177,543
--------------------	---------------	----------	----------------	----------------

Note: Fringes budgeted in House Bill 5 except for certain fringes budgeted directly to MoDOT, Highway Patrol, and Conservation.

Est. Fringe	62,791	0	114,753	177,543
--------------------	---------------	----------	----------------	----------------

Note: Fringes budgeted in House Bill 5 except for certain fringes budgeted directly to MoDOT, Highway Patrol, and Conservation.

Other Funds: See Decision Item Summary on Previous Pages

Other Funds: See Decision Item Summary on Previous Pages

2. CORE DESCRIPTION

This core request is for funding to support application development specific to the Department of Public Safety (DPS). These funds are used for new application development, as well as enhancements and maintenance for existing DPS applications.

3. PROGRAM LISTING (list programs included in this core funding)

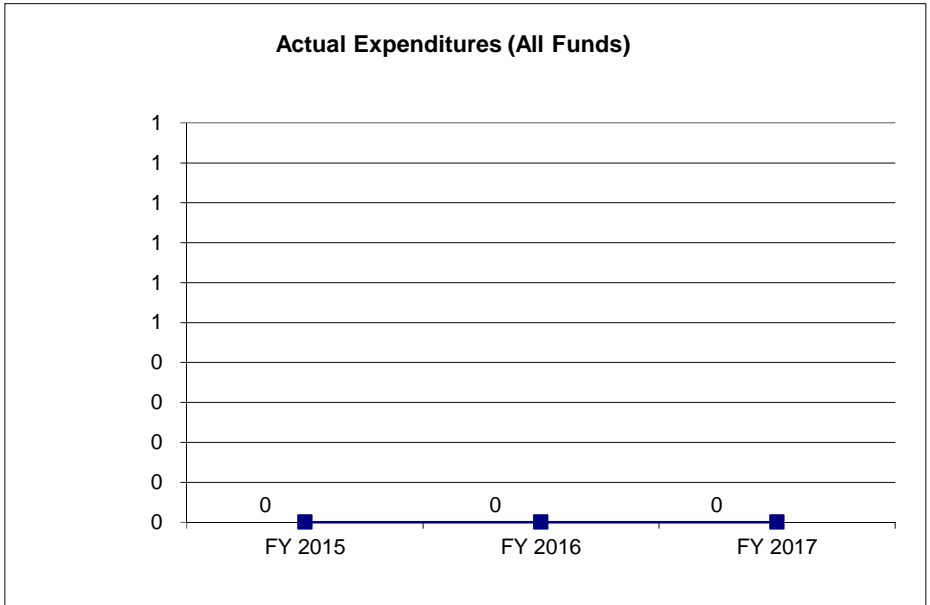
ITSD-DPS

CORE DECISION ITEM

Department	Office of Administration	Budget Unit	30592C
Division	Information Technology Services Division (ITSD)		
Core	DPS IT Project	HB Section	5.030

4. FINANCIAL HISTORY

	FY 2015 Actual	FY 2016 Actual	FY 2017 Actual	FY 2018 Current Yr.
Appropriation (All Funds)	0	0	0	4
Less Reverted (All Funds)	0	0	0	0
Less Restricted (All Funds)*	0	0	0	0
Budget Authority (All Funds)	0	0	0	4
Actual Expenditures (All Funds)	0	0	0	N/A
Unexpended (All Funds)	0	0	0	0
Unexpended, by Fund:				
General Revenue	0	0	0	N/A
Federal	0	0	0	N/A
Other	0	0	0	N/A



Reverted includes the statutory three-percent reserve amount (when applicable).

Restricted includes any Governor's Expenditure Restrictions which remained at the end of the fiscal year (when applicable).

NOTES:

CORE RECONCILIATION DETAIL

STATE
DPS IT PROJECTS

5. CORE RECONCILIATION DETAIL

				Budget Class	FTE	GR	Federal	Other	Total	Explanation
TAFP AFTER VETOES										
				PS	0.00	0	0	1	1	
				EE	0.00	1	0	2	3	
				Total	0.00	1	0	3	4	
DEPARTMENT CORE ADJUSTMENTS										
Core Reallocation	321	3918		PS	0.00	0	0	18,327	18,327	To establish Personal Service budget for projects.
Core Reallocation	326	4430		PS	0.00	0	0	368,045	368,045	To establish Personal Service budget for projects.
Core Reallocation	326	4299		PS	0.00	211,416	0	0	211,416	To establish Personal Service budget for projects.
				NET DEPARTMENT CHANGES	0.00	211,416	0	386,372	597,788	
DEPARTMENT CORE REQUEST										
				PS	0.00	211,416	0	386,373	597,789	
				EE	0.00	1	0	2	3	
				Total	0.00	211,417	0	386,375	597,792	
GOVERNOR'S RECOMMENDED CORE										
				PS	0.00	211,416	0	386,373	597,789	
				EE	0.00	1	0	2	3	
				Total	0.00	211,417	0	386,375	597,792	

OA REPORT 10 FY 2019 GOVERNOR REC

DECISION ITEM DETAIL

Budget Unit	FY 2017	FY 2017	FY 2018	FY 2018	FY 2019	FY 2019	FY 2019	FY 2019
Decision Item	ACTUAL	ACTUAL	BUDGET	BUDGET	DEPT REQ	DEPT REQ	GOV REC	GOV REC
Budget Object Class	DOLLAR	FTE	DOLLAR	FTE	DOLLAR	FTE	DOLLAR	FTE
DPS IT PROJECTS								
CORE								
INFORMATION TECHNOLOGIST IV	0	0.00	0	0.00	579,461	0.00	579,461	0.00
OTHER	0	0.00	1	0.00	18,328	0.00	18,328	0.00
TOTAL - PS	0	0.00	1	0.00	597,789	0.00	597,789	0.00
PROFESSIONAL SERVICES	0	0.00	3	0.00	3	0.00	3	0.00
TOTAL - EE	0	0.00	3	0.00	3	0.00	3	0.00
GRAND TOTAL	\$0	0.00	\$4	0.00	\$597,792	0.00	\$597,792	0.00
GENERAL REVENUE	\$0	0.00	\$1	0.00	\$211,417	0.00	\$211,417	0.00
FEDERAL FUNDS	\$0	0.00	\$0	0.00	\$0	0.00	\$0	0.00
OTHER FUNDS	\$0	0.00	\$3	0.00	\$386,375	0.00	\$386,375	0.00

OA REPORT 9 FY 2019 GOVERNOR REC

DECISION ITEM SUMMARY

Budget Unit								
Decision Item	FY 2017	FY 2017	FY 2018	FY 2018	FY 2019	FY 2019	FY 2019	FY 2019
Budget Object Summary	ACTUAL	ACTUAL	BUDGET	BUDGET	DEPT REQ	DEPT REQ	GOV REC	GOV REC
Fund	DOLLAR	FTE	DOLLAR	FTE	DOLLAR	FTE	DOLLAR	FTE
DOC IT PROJECTS								
CORE								
PERSONAL SERVICES								
GENERAL REVENUE	0	0.00	0	0.00	890,065	0.00	890,065	0.00
WORKING CAPITAL REVOLVING	0	0.00	0	0.00	45,997	0.00	45,997	0.00
MO REVOLVING INFO TECH TRUST	0	0.00	1	0.00	1	0.00	1	0.00
TOTAL - PS	0	0.00	1	0.00	936,063	0.00	936,063	0.00
EXPENSE & EQUIPMENT								
GENERAL REVENUE	0	0.00	1	0.00	1	0.00	1	0.00
WORKING CAPITAL REVOLVING	0	0.00	1	0.00	1	0.00	1	0.00
MO REVOLVING INFO TECH TRUST	0	0.00	3,763,243	0.00	3,763,243	0.00	3,763,243	0.00
TOTAL - EE	0	0.00	3,763,245	0.00	3,763,245	0.00	3,763,245	0.00
TOTAL	0	0.00	3,763,246	0.00	4,699,308	0.00	4,699,308	0.00
GRAND TOTAL	\$0	0.00	\$3,763,246	0.00	\$4,699,308	0.00	\$4,699,308	0.00

CORE DECISION ITEM

Department	Office of Administration	Budget Unit	30589C
Division	Information Technology Services Division (ITSD)		
Core	DOC IT Project	HB Section	5.030

1. CORE FINANCIAL SUMMARY

	FY 2019 Budget Request						FY 2019 Governor's Recommendation				
	GR	Federal	Other	Total	E		GR	Federal	Other	Total	E
PS	890,065	0	45,998	936,063		PS	890,065	0	45,998	936,063	
EE	1	0	3,763,244	3,763,245		EE	1	0	3,763,244	3,763,245	
PSD	0	0	0	0		PSD	0	0	0	0	
TRF	0	0	0	0		TRF	0	0	0	0	
Total	890,066	0	3,809,242	4,699,308		Total	890,066	0	3,809,242	4,699,308	
FTE	0.00	0.00	0.00	0.00		FTE	0.00	0.00	0.00	0.00	

Est. Fringe	264,349	0	13,661	278,011
--------------------	----------------	----------	---------------	----------------

Note: Fringes budgeted in House Bill 5 except for certain fringes budgeted directly to MoDOT, Highway Patrol, and Conservation.

Est. Fringe	264,349	0	13,661	278,011
--------------------	----------------	----------	---------------	----------------

Note: Fringes budgeted in House Bill 5 except for certain fringes budgeted directly to MoDOT, Highway Patrol, and Conservation.

Other Funds: See Decision Item Summary on Previous Pages

Other Funds: See Decision Item Summary on Previous Pages

2. CORE DESCRIPTION

This core request is for funding to support application development specific to the Department of Corrections (DOC). These funds are used for new application development, as well as enhancements and maintenance for existing DOC applications.

3. PROGRAM LISTING (list programs included in this core funding)

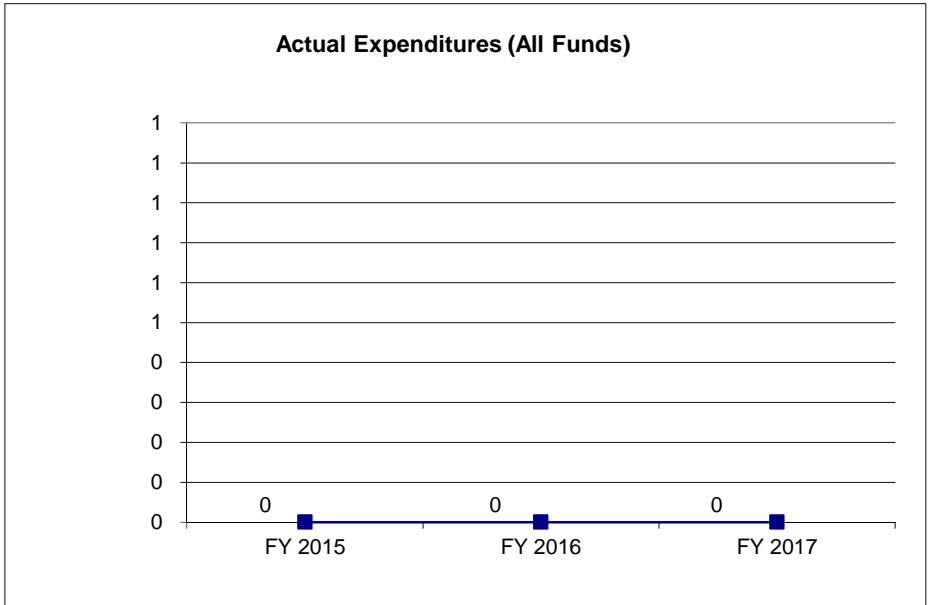
ITSD-DOC

CORE DECISION ITEM

Department	Office of Administration	Budget Unit	30589C
Division	Information Technology Services Division (ITSD)		
Core	DOC IT Project	HB Section	5.030

4. FINANCIAL HISTORY

	FY 2015 Actual	FY 2016 Actual	FY 2017 Actual	FY 2018 Current Yr.
Appropriation (All Funds)	0	0	0	3,763,246
Less Reverted (All Funds)	0	0	0	0
Less Restricted (All Funds)*	0	0	0	0
Budget Authority (All Funds)	0	0	0	3,763,246
Actual Expenditures (All Funds)	0	0	0	N/A
Unexpended (All Funds)	0	0	0	0
Unexpended, by Fund:				
General Revenue	0	0	0	N/A
Federal	0	0	0	N/A
Other	0	0	0	N/A



Reverted includes the statutory three-percent reserve amount (when applicable).

Restricted includes any Governor's Expenditure Restrictions which remained at the end of the fiscal year (when applicable).

NOTES:

CORE RECONCILIATION DETAIL

STATE
DOC IT PROJECTS

5. CORE RECONCILIATION DETAIL

				Budget Class	FTE	GR	Federal	Other	Total	Explanation
TAFP AFTER VETOES										
				PS	0.00	0	0	1	1	
				EE	0.00	1	0	3,763,244	3,763,245	
				Total	0.00	1	0	3,763,245	3,763,246	
DEPARTMENT CORE ADJUSTMENTS										
Core Reallocation	311	4433		PS	0.00	0	0	45,997	45,997	To establish Personal Service budget for projects.
Core Reallocation	311	4288		PS	0.00	890,065	0	0	890,065	To establish Personal Service budget for projects.
				NET DEPARTMENT CHANGES	0.00	890,065	0	45,997	936,062	
DEPARTMENT CORE REQUEST										
				PS	0.00	890,065	0	45,998	936,063	
				EE	0.00	1	0	3,763,244	3,763,245	
				Total	0.00	890,066	0	3,809,242	4,699,308	
GOVERNOR'S RECOMMENDED CORE										
				PS	0.00	890,065	0	45,998	936,063	
				EE	0.00	1	0	3,763,244	3,763,245	
				Total	0.00	890,066	0	3,809,242	4,699,308	

OA REPORT 10 FY 2019 GOVERNOR REC

DECISION ITEM DETAIL

Budget Unit	FY 2017	FY 2017	FY 2018	FY 2018	FY 2019	FY 2019	FY 2019	FY 2019
Decision Item	ACTUAL	ACTUAL	BUDGET	BUDGET	DEPT REQ	DEPT REQ	GOV REC	GOV REC
Budget Object Class	DOLLAR	FTE	DOLLAR	FTE	DOLLAR	FTE	DOLLAR	FTE
DOC IT PROJECTS								
CORE								
INFORMATION TECHNOLOGIST IV	0	0.00	0	0.00	936,062	0.00	936,062	0.00
OTHER	0	0.00	1	0.00	1	0.00	1	0.00
TOTAL - PS	0	0.00	1	0.00	936,063	0.00	936,063	0.00
PROFESSIONAL SERVICES	0	0.00	3,763,245	0.00	3,763,245	0.00	3,763,245	0.00
TOTAL - EE	0	0.00	3,763,245	0.00	3,763,245	0.00	3,763,245	0.00
GRAND TOTAL	\$0	0.00	\$3,763,246	0.00	\$4,699,308	0.00	\$4,699,308	0.00
GENERAL REVENUE	\$0	0.00	\$1	0.00	\$890,066	0.00	\$890,066	0.00
FEDERAL FUNDS	\$0	0.00	\$0	0.00	\$0	0.00	\$0	0.00
OTHER FUNDS	\$0	0.00	\$3,763,245	0.00	\$3,809,242	0.00	\$3,809,242	0.00

OA REPORT 9 FY 2019 GOVERNOR REC

DECISION ITEM SUMMARY

Budget Unit								
Decision Item	FY 2017	FY 2017	FY 2018	FY 2018	FY 2019	FY 2019	FY 2019	FY 2019
Budget Object Summary	ACTUAL	ACTUAL	BUDGET	BUDGET	DEPT REQ	DEPT REQ	GOV REC	GOV REC
Fund	DOLLAR	FTE	DOLLAR	FTE	DOLLAR	FTE	DOLLAR	FTE
DMH IT PROJECTS								
CORE								
PERSONAL SERVICES								
GENERAL REVENUE	0	0.00	0	0.00	1,672,810	0.00	1,672,810	0.00
OA INFORMATION TECH FED& OTHER	0	0.00	0	0.00	5,000	0.00	5,000	0.00
MO REVOLVING INFO TECH TRUST	0	0.00	1	0.00	1	0.00	1	0.00
TOTAL - PS	0	0.00	1	0.00	1,677,811	0.00	1,677,811	0.00
EXPENSE & EQUIPMENT								
GENERAL REVENUE	0	0.00	1	0.00	1	0.00	1	0.00
OA INFORMATION TECH FED& OTHER	0	0.00	0	0.00	1	0.00	1	0.00
STATE HWYS AND TRANS DEPT	0	0.00	1	0.00	0	0.00	0	0.00
MO REVOLVING INFO TECH TRUST	0	0.00	1	0.00	1	0.00	1	0.00
TOTAL - EE	0	0.00	3	0.00	3	0.00	3	0.00
TOTAL	0	0.00	4	0.00	1,677,814	0.00	1,677,814	0.00
GRAND TOTAL	\$0	0.00	\$4	0.00	\$1,677,814	0.00	\$1,677,814	0.00

CORE DECISION ITEM

Department	Office of Administration	Budget Unit	<u>30587C</u>
Division	Information Technology Services Division (ITSD)		
Core	DMH IT Project	HB Section	<u>5.030</u>

1. CORE FINANCIAL SUMMARY

	FY 2019 Budget Request						FY 2019 Governor's Recommendation				
	GR	Federal	Other	Total	E		GR	Federal	Other	Total	E
PS	1,672,810	5,000	1	1,677,811		PS	1,672,810	5,000	1	1,677,811	
EE	1	1	1	3		EE	1	1	1	3	
PSD	0	0	0	0		PSD	0	0	0	0	
TRF	0	0	0	0		TRF	0	0	0	0	
Total	1,672,811	5,001	2	1,677,814		Total	1,672,811	5,001	2	1,677,814	
FTE	0.00	0.00	0.00	0.00		FTE	0.00	0.00	0.00	0.00	

Est. Fringe	<u>496,825</u>	<u>1,485</u>	<u>0</u>	<u>498,310</u>
--------------------	----------------	--------------	----------	----------------

Note: Fringes budgeted in House Bill 5 except for certain fringes budgeted directly to MoDOT, Highway Patrol, and Conservation.

Est. Fringe	<u>496,825</u>	<u>1,485</u>	<u>0</u>	<u>498,310</u>
--------------------	----------------	--------------	----------	----------------

Note: Fringes budgeted in House Bill 5 except for certain fringes budgeted directly to MoDOT, Highway Patrol, and Conservation.

Other Funds: See Decision Item Summary on Previous Pages

Other Funds: See Decision Item Summary on Previous Pages

2. CORE DESCRIPTION

This core request is for funding to support application development specific to the Department of Mental Health (DMH). These funds are used for new application development, as well as enhancements and maintenance for existing DMH applications.

3. PROGRAM LISTING (list programs included in this core funding)

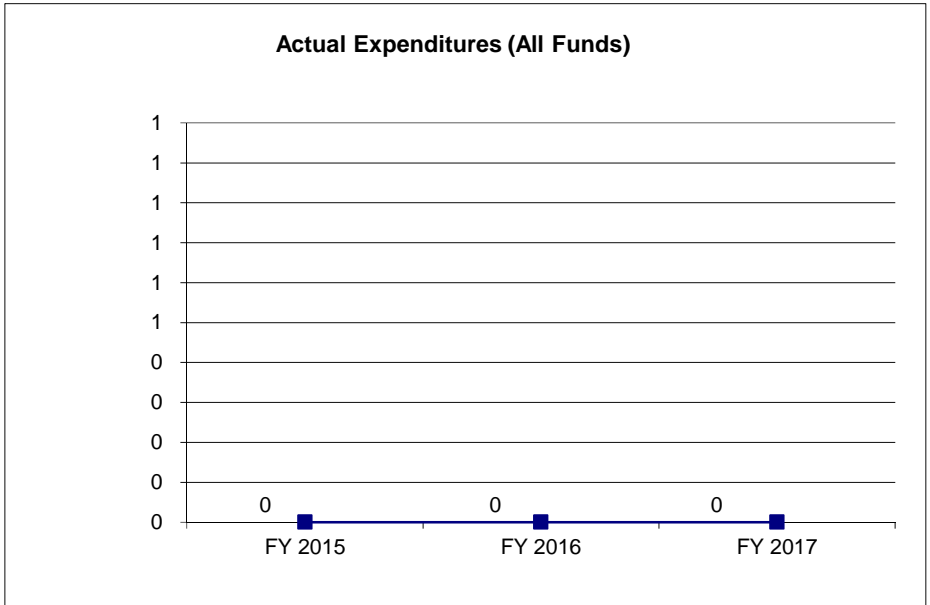
ITSD-DMH

CORE DECISION ITEM

Department	Office of Administration	Budget Unit	30587C
Division	Information Technology Services Division (ITSD)		
Core	DMH IT Project	HB Section	5.030

4. FINANCIAL HISTORY

	FY 2015 Actual	FY 2016 Actual	FY 2017 Actual	FY 2018 Current Yr.
Appropriation (All Funds)	0	0	0	4
Less Reverted (All Funds)	0	0	0	0
Less Restricted (All Funds)*	0	0	0	0
Budget Authority (All Funds)	0	0	0	4
Actual Expenditures (All Funds)	0	0	0	N/A
Unexpended (All Funds)	0	0	0	0
Unexpended, by Fund:				
General Revenue	0	0	0	N/A
Federal	0	0	0	N/A
Other	0	0	0	N/A



Reverted includes the statutory three-percent reserve amount (when applicable).

Restricted includes any Governor's Expenditure Restrictions which remained at the end of the fiscal year (when applicable).

NOTES:

CORE RECONCILIATION DETAIL

**STATE
DMH IT PROJECTS**

5. CORE RECONCILIATION DETAIL

				Budget Class	FTE	GR	Federal	Other	Total	Explanation
TAFP AFTER VETOES										
				PS	0.00	0	0	1	1	
				EE	0.00	1	0	2	3	
				Total	0.00	1	0	3	4	
DEPARTMENT CORE ADJUSTMENTS										
Core Reallocation	296	3558		EE	0.00	0	0	(1)	(1)	Fund 0644 is not a DMH fund. Reallocated balance of approp 3855.
Core Reallocation	298	4378		PS	0.00	0	5,000	0	5,000	To establish Personal Service budget for projects.
Core Reallocation	298	4284		PS	0.00	1,672,810	0	0	1,672,810	To establish Personal Service budget for projects.
Core Reallocation	299	4377		EE	0.00	0	1	0	1	To establish BOBC line.
				NET DEPARTMENT CHANGES	0.00	1,672,810	5,001	(1)	1,677,810	
DEPARTMENT CORE REQUEST										
				PS	0.00	1,672,810	5,000	1	1,677,811	
				EE	0.00	1	1	1	3	
				Total	0.00	1,672,811	5,001	2	1,677,814	
GOVERNOR'S RECOMMENDED CORE										
				PS	0.00	1,672,810	5,000	1	1,677,811	
				EE	0.00	1	1	1	3	
				Total	0.00	1,672,811	5,001	2	1,677,814	

OA REPORT 10 FY 2019 GOVERNOR REC

DECISION ITEM DETAIL

Budget Unit	FY 2017	FY 2017	FY 2018	FY 2018	FY 2019	FY 2019	FY 2019	FY 2019
Decision Item	ACTUAL	ACTUAL	BUDGET	BUDGET	DEPT REQ	DEPT REQ	GOV REC	GOV REC
Budget Object Class	DOLLAR	FTE	DOLLAR	FTE	DOLLAR	FTE	DOLLAR	FTE
DMH IT PROJECTS								
CORE								
INFORMATION TECHNOLOGIST IV	0	0.00	0	0.00	1,677,810	0.00	1,677,810	0.00
OTHER	0	0.00	1	0.00	1	0.00	1	0.00
TOTAL - PS	0	0.00	1	0.00	1,677,811	0.00	1,677,811	0.00
PROFESSIONAL SERVICES	0	0.00	3	0.00	3	0.00	3	0.00
TOTAL - EE	0	0.00	3	0.00	3	0.00	3	0.00
GRAND TOTAL	\$0	0.00	\$4	0.00	\$1,677,814	0.00	\$1,677,814	0.00
GENERAL REVENUE	\$0	0.00	\$1	0.00	\$1,672,811	0.00	\$1,672,811	0.00
FEDERAL FUNDS	\$0	0.00	\$0	0.00	\$5,001	0.00	\$5,001	0.00
OTHER FUNDS	\$0	0.00	\$3	0.00	\$2	0.00	\$2	0.00

OA REPORT 9 FY 2019 GOVERNOR REC

DECISION ITEM SUMMARY

Budget Unit								
Decision Item	FY 2017	FY 2017	FY 2018	FY 2018	FY 2019	FY 2019	FY 2019	FY 2019
Budget Object Summary	ACTUAL	ACTUAL	BUDGET	BUDGET	DEPT REQ	DEPT REQ	GOV REC	GOV REC
Fund	DOLLAR	FTE	DOLLAR	FTE	DOLLAR	FTE	DOLLAR	FTE
DHSS IT PROJECTS								
CORE								
PERSONAL SERVICES								
GENERAL REVENUE	0	0.00	0	0.00	394,683	0.00	394,683	0.00
OA INFORMATION TECH FED& OTHER	0	0.00	0	0.00	1,055,332	0.00	1,055,332	0.00
MO PUBLIC HEALTH SERVICES	0	0.00	0	0.00	68,782	0.00	68,782	0.00
MO REVOLVING INFO TECH TRUST	0	0.00	1	0.00	1	0.00	1	0.00
TOTAL - PS	0	0.00	1	0.00	1,518,798	0.00	1,518,798	0.00
EXPENSE & EQUIPMENT								
GENERAL REVENUE	0	0.00	1	0.00	1	0.00	1	0.00
NURSING FAC QUALITY OF CARE	0	0.00	1	0.00	1	0.00	1	0.00
MO REVOLVING INFO TECH TRUST	0	0.00	1	0.00	1	0.00	1	0.00
TOTAL - EE	0	0.00	3	0.00	3	0.00	3	0.00
TOTAL	0	0.00	4	0.00	1,518,801	0.00	1,518,801	0.00
GRAND TOTAL	\$0	0.00	\$4	0.00	\$1,518,801	0.00	\$1,518,801	0.00

CORE DECISION ITEM

Department	Office of Administration	Budget Unit	30585C
Division	Information Technology Services Division (ITSD)		
Core	DHSS IT Project	HB Section	5.030

1. CORE FINANCIAL SUMMARY

	FY 2019 Budget Request						FY 2019 Governor's Recommendation				
	GR	Federal	Other	Total	E		GR	Federal	Other	Total	E
PS	394,683	1,055,332	68,783	1,518,798		PS	394,683	1,055,332	68,783	1,518,798	
EE	1	0	2	3		EE	1	0	2	3	
PSD	0	0	0	0		PSD	0	0	0	0	
TRF	0	0	0	0		TRF	0	0	0	0	
Total	394,684	1,055,332	68,785	1,518,801		Total	394,684	1,055,332	68,785	1,518,801	
FTE	0.00	0.00	0.00	0.00		FTE	0.00	0.00	0.00	0.00	

Est. Fringe	117,221	313,434	20,429	451,083
--------------------	---------	---------	--------	---------

Note: Fringes budgeted in House Bill 5 except for certain fringes budgeted directly to MoDOT, Highway Patrol, and Conservation.

Est. Fringe	117,221	313,434	20,429	451,083
--------------------	---------	---------	--------	---------

Note: Fringes budgeted in House Bill 5 except for certain fringes budgeted directly to MoDOT, Highway Patrol, and Conservation.

Other Funds: See Decision Item Summary on Previous Pages

Other Funds: See Decision Item Summary on Previous Pages

2. CORE DESCRIPTION

This core request is for funding to support application development specific to the Department of Health and Senior Services (DHSS). These funds are used for new application development, as well as enhancements and maintenance for existing DHSS applications.

3. PROGRAM LISTING (list programs included in this core funding)

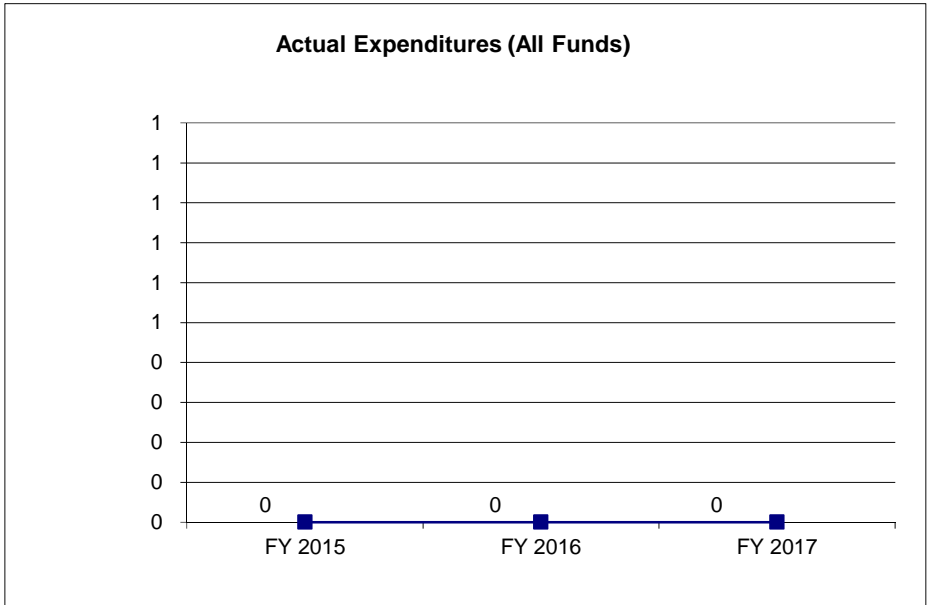
ITSD-DHSS

CORE DECISION ITEM

Department	Office of Administration	Budget Unit	30585C
Division	Information Technology Services Division (ITSD)		
Core	DHSS IT Project	HB Section	5.030

4. FINANCIAL HISTORY

	FY 2015 Actual	FY 2016 Actual	FY 2017 Actual	FY 2018 Current Yr.
Appropriation (All Funds)	0	0	0	4
Less Reverted (All Funds)	0	0	0	0
Less Restricted (All Funds)*	0	0	0	0
Budget Authority (All Funds)	0	0	0	4
Actual Expenditures (All Funds)	0	0	0	N/A
Unexpended (All Funds)	0	0	0	0
Unexpended, by Fund:				
General Revenue	0	0	0	N/A
Federal	0	0	0	N/A
Other	0	0	0	N/A



Reverted includes the statutory three-percent reserve amount (when applicable).

Restricted includes any Governor's Expenditure Restrictions which remained at the end of the fiscal year (when applicable).

NOTES:

CORE RECONCILIATION DETAIL

STATE
DHSS IT PROJECTS

5. CORE RECONCILIATION DETAIL

			Budget Class	FTE	GR	Federal	Other	Total	Explanation
TAFP AFTER VETOES									
			PS	0.00	0	0	1	1	
			EE	0.00	1	0	2	3	
			Total	0.00	1	0	3	4	
DEPARTMENT CORE ADJUSTMENTS									
Core Reallocation	292	4375	PS	0.00	0	1,055,332	0	1,055,332	To establish Personal Service budget for projects.
Core Reallocation	292	4428	PS	0.00	0	0	68,782	68,782	To establish Personal Service budget for projects.
Core Reallocation	292	4283	PS	0.00	394,683	0	0	394,683	To establish Personal Service budget for projects.
			NET DEPARTMENT CHANGES	0.00	394,683	1,055,332	68,782	1,518,797	
DEPARTMENT CORE REQUEST									
			PS	0.00	394,683	1,055,332	68,783	1,518,798	
			EE	0.00	1	0	2	3	
			Total	0.00	394,684	1,055,332	68,785	1,518,801	
GOVERNOR'S RECOMMENDED CORE									
			PS	0.00	394,683	1,055,332	68,783	1,518,798	
			EE	0.00	1	0	2	3	
			Total	0.00	394,684	1,055,332	68,785	1,518,801	

OA REPORT 10 FY 2019 GOVERNOR REC

DECISION ITEM DETAIL

Budget Unit	FY 2017	FY 2017	FY 2018	FY 2018	FY 2019	FY 2019	FY 2019	FY 2019
Decision Item	ACTUAL	ACTUAL	BUDGET	BUDGET	DEPT REQ	DEPT REQ	GOV REC	GOV REC
Budget Object Class	DOLLAR	FTE	DOLLAR	FTE	DOLLAR	FTE	DOLLAR	FTE
DHSS IT PROJECTS								
CORE								
INFORMATION TECHNOLOGIST IV	0	0.00	0	0.00	1,518,797	0.00	1,518,797	0.00
OTHER	0	0.00	1	0.00	1	0.00	1	0.00
TOTAL - PS	0	0.00	1	0.00	1,518,798	0.00	1,518,798	0.00
PROFESSIONAL SERVICES	0	0.00	3	0.00	3	0.00	3	0.00
TOTAL - EE	0	0.00	3	0.00	3	0.00	3	0.00
GRAND TOTAL	\$0	0.00	\$4	0.00	\$1,518,801	0.00	\$1,518,801	0.00
GENERAL REVENUE	\$0	0.00	\$1	0.00	\$394,684	0.00	\$394,684	0.00
FEDERAL FUNDS	\$0	0.00	\$0	0.00	\$1,055,332	0.00	\$1,055,332	0.00
OTHER FUNDS	\$0	0.00	\$3	0.00	\$68,785	0.00	\$68,785	0.00

OA REPORT 9 FY 2019 GOVERNOR REC

DECISION ITEM SUMMARY

Budget Unit								
Decision Item	FY 2017	FY 2017	FY 2018	FY 2018	FY 2019	FY 2019	FY 2019	FY 2019
Budget Object Summary	ACTUAL	ACTUAL	BUDGET	BUDGET	DEPT REQ	DEPT REQ	GOV REC	GOV REC
Fund	DOLLAR	FTE	DOLLAR	FTE	DOLLAR	FTE	DOLLAR	FTE
DSS IT PROJECTS								
CORE								
PERSONAL SERVICES								
GENERAL REVENUE	0	0.00	0	0.00	1,219,631	0.00	1,219,631	0.00
OA INFORMATION TECH FED& OTHER	0	0.00	0	0.00	3,627,395	0.00	3,627,395	0.00
MO REVOLVING INFO TECH TRUST	0	0.00	1	0.00	1	0.00	1	0.00
TOTAL - PS	0	0.00	1	0.00	4,847,027	0.00	4,847,027	0.00
EXPENSE & EQUIPMENT								
GENERAL REVENUE	0	0.00	1	0.00	1	0.00	1	0.00
OA INFORMATION TECH FED& OTHER	0	0.00	0	0.00	1	0.00	1	0.00
CHILD SUPPORT ENFORCEMENT FUND	0	0.00	1	0.00	1	0.00	1	0.00
MO REVOLVING INFO TECH TRUST	0	0.00	1	0.00	1	0.00	1	0.00
TOTAL - EE	0	0.00	3	0.00	4	0.00	4	0.00
TOTAL	0	0.00	4	0.00	4,847,031	0.00	4,847,031	0.00
GRAND TOTAL	\$0	0.00	\$4	0.00	\$4,847,031	0.00	\$4,847,031	0.00

CORE DECISION ITEM

Department	Office of Administration	Budget Unit	30583C
Division	Information Technology Services Division (ITSD)		
Core	DSS IT Project	HB Section	5.030

1. CORE FINANCIAL SUMMARY

	FY 2019 Budget Request						FY 2019 Governor's Recommendation				
	GR	Federal	Other	Total	E		GR	Federal	Other	Total	E
PS	1,219,631	3,627,395	1	4,847,027		PS	1,219,631	3,627,395	1	4,847,027	
EE	1	1	2	4		EE	1	1	2	4	
PSD	0	0	0	0		PSD	0	0	0	0	
TRF	0	0	0	0		TRF	0	0	0	0	
Total	1,219,632	3,627,396	3	4,847,031		Total	1,219,632	3,627,396	3	4,847,031	
FTE	0.00	0.00	0.00	0.00		FTE	0.00	0.00	0.00	0.00	
Est. Fringe	362,230	1,077,336	0	1,439,567		Est. Fringe	362,230	1,077,336	0	1,439,567	
<i>Note: Fringes budgeted in House Bill 5 except for certain fringes budgeted directly to MoDOT, Highway Patrol, and Conservation.</i>						<i>Note: Fringes budgeted in House Bill 5 except for certain fringes budgeted directly to MoDOT, Highway Patrol, and Conservation.</i>					
Other Funds:	See Decision Item Summary on Previous Pages					Other Funds:	See Decision Item Summary on Previous Pages				

2. CORE DESCRIPTION

This core request is for funding to support application development specific to the Department of Social Services (DSS). These funds are used for new application development, as well as enhancements and maintenance for existing DSS applications.

3. PROGRAM LISTING (list programs included in this core funding)

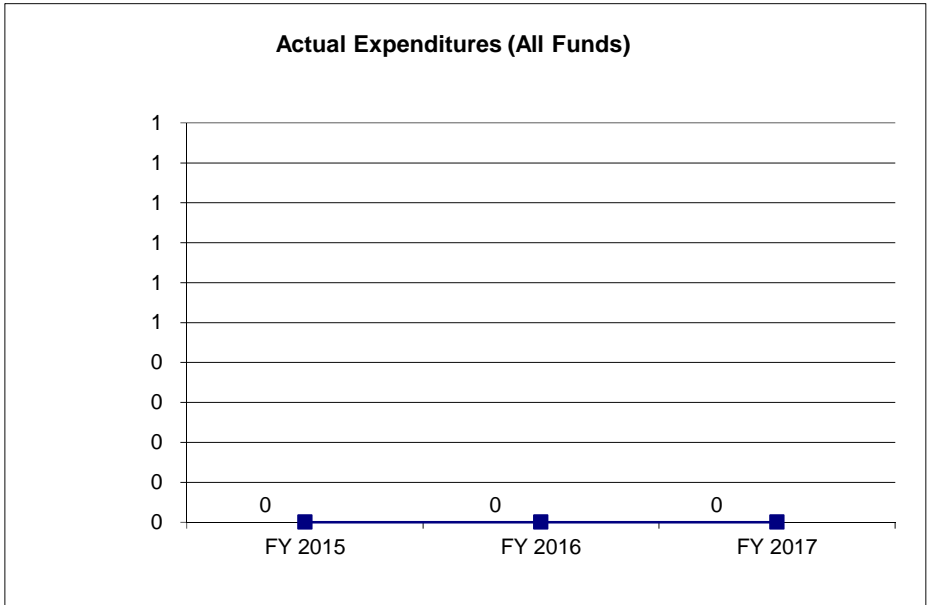
ITSD-DSS

CORE DECISION ITEM

Department	Office of Administration	Budget Unit	30583C
Division	Information Technology Services Division (ITSD)		
Core	DSS IT Project	HB Section	5.030

4. FINANCIAL HISTORY

	FY 2015 Actual	FY 2016 Actual	FY 2017 Actual	FY 2018 Current Yr.
Appropriation (All Funds)	0	0	0	4
Less Reverted (All Funds)	0	0	0	0
Less Restricted (All Funds)*	0	0	0	0
Budget Authority (All Funds)	0	0	0	4
Actual Expenditures (All Funds)	0	0	0	N/A
Unexpended (All Funds)	0	0	0	0
Unexpended, by Fund:				
General Revenue	0	0	0	N/A
Federal	0	0	0	N/A
Other	0	0	0	N/A



Reverted includes the statutory three-percent reserve amount (when applicable).

Restricted includes any Governor's Expenditure Restrictions which remained at the end of the fiscal year (when applicable).

NOTES:

CORE RECONCILIATION DETAIL

STATE
DSS IT PROJECTS

5. CORE RECONCILIATION DETAIL

				Budget Class	FTE	GR	Federal	Other	Total	Explanation
TAFP AFTER VETOES										
				PS	0.00	0	0	1	1	
				EE	0.00	1	0	2	3	
				Total	0.00	1	0	3	4	
DEPARTMENT CORE ADJUSTMENTS										
Core Reallocation	284	4416		PS	0.00	0	3,627,395	0	3,627,395	To establish Personal Service budget for projects.
Core Reallocation	284	4324		PS	0.00	1,219,631	0	0	1,219,631	To establish Personal Service budget for projects.
Core Reallocation	285	4415		EE	0.00	0	1	0	1	To establish BOBC line.
				NET DEPARTMENT CHANGES	0.00	1,219,631	3,627,396	0	4,847,027	
DEPARTMENT CORE REQUEST										
				PS	0.00	1,219,631	3,627,395	1	4,847,027	
				EE	0.00	1	1	2	4	
				Total	0.00	1,219,632	3,627,396	3	4,847,031	
GOVERNOR'S RECOMMENDED CORE										
				PS	0.00	1,219,631	3,627,395	1	4,847,027	
				EE	0.00	1	1	2	4	
				Total	0.00	1,219,632	3,627,396	3	4,847,031	

OA REPORT 10 FY 2019 GOVERNOR REC

DECISION ITEM DETAIL

Budget Unit	FY 2017	FY 2017	FY 2018	FY 2018	FY 2019	FY 2019	FY 2019	FY 2019
Decision Item	ACTUAL	ACTUAL	BUDGET	BUDGET	DEPT REQ	DEPT REQ	GOV REC	GOV REC
Budget Object Class	DOLLAR	FTE	DOLLAR	FTE	DOLLAR	FTE	DOLLAR	FTE
DSS IT PROJECTS								
CORE								
INFORMATION TECHNOLOGIST IV	0	0.00	0	0.00	4,847,026	0.00	4,847,026	0.00
OTHER	0	0.00	1	0.00	1	0.00	1	0.00
TOTAL - PS	0	0.00	1	0.00	4,847,027	0.00	4,847,027	0.00
PROFESSIONAL SERVICES	0	0.00	3	0.00	4	0.00	4	0.00
TOTAL - EE	0	0.00	3	0.00	4	0.00	4	0.00
GRAND TOTAL	\$0	0.00	\$4	0.00	\$4,847,031	0.00	\$4,847,031	0.00
GENERAL REVENUE	\$0	0.00	\$1	0.00	\$1,219,632	0.00	\$1,219,632	0.00
FEDERAL FUNDS	\$0	0.00	\$0	0.00	\$3,627,396	0.00	\$3,627,396	0.00
OTHER FUNDS	\$0	0.00	\$3	0.00	\$3	0.00	\$3	0.00

FLEXIBILITY REQUEST FORM

BUDGET UNIT NUMBER: Various	DEPARTMENT: Office of Administration
BUDGET UNIT NAME: ITSD Application Development Projects	
HOUSE BILL SECTION: 5.030	DIVISION: Information Technology Services Division

1. Provide the amount by fund of personal service flexibility and the amount by fund of expense and equipment flexibility you are requesting in dollar and percentage terms and explain why the flexibility is needed. If flexibility is being requested among divisions, provide the amount by fund of flexibility you are requesting in dollar and percentage terms and explain why the flexibility is needed.

DEPARTMENT REQUEST

ITSD is requesting 100% flex between PS & EE within section 5.030 and 100% flex between sections 5.025 and 5.030. (Same as FY18 TAFP). This flexibility is requested to help manage priorities for all consolidated agencies. ITSD services are funded from more than 300 fund/appropriation combinations. Constantly changing needs of departments served by ITSD require that funding be flexible so that proper spending from the appropriations is maintained. It is critical ITSD retain key technical staff that continue to optimize the IT systems and maintain technical support so that E&E operating costs are contained and managed. In addition, certain software, equipment, or contracted services may be needed that can be funded from salary savings. This flexibility allows ITSD to provide services in the most efficient and reliable manner without artificially increasing the "federal and other" appropriation authority of various funds.

2. Estimate how much flexibility will be used for the budget year. How much flexibility was used in the Prior Year Budget and the Current Year Budget? Please specify the amount.

PRIOR YEAR ACTUAL AMOUNT OF FLEXIBILITY USED	CURRENT YEAR ESTIMATED AMOUNT OF FLEXIBILITY THAT WILL BE USED	BUDGET REQUEST ESTIMATED AMOUNT OF FLEXIBILITY THAT WILL BE USED
\$0	Unknown	Unknown

3. Please explain how flexibility was used in the prior and/or current years.

PRIOR YEAR EXPLAIN ACTUAL USE	CURRENT YEAR EXPLAIN PLANNED USE
N/A	Flexibility will be used as necessary to optimize ITSD efficiencies and maintain critical IT infrastructure for agencies.

OA REPORT 9 FY 2019 GOVERNOR REC

DECISION ITEM SUMMARY

Budget Unit								
Decision Item	FY 2017	FY 2017	FY 2018	FY 2018	FY 2019	FY 2019	FY 2019	FY 2019
Budget Object Summary	ACTUAL	ACTUAL	BUDGET	BUDGET	DEPT REQ	DEPT REQ	GOV REC	GOV REC
Fund	DOLLAR	FTE	DOLLAR	FTE	DOLLAR	FTE	DOLLAR	FTE
TELECOM REVOLVING FUND								
CORE								
EXPENSE & EQUIPMENT								
MO REVOLVING INFO TECH TRUST	29,039,666	0.00	44,695,697	0.00	44,695,697	0.00	44,695,697	0.00
TOTAL - EE	29,039,666	0.00	44,695,697	0.00	44,695,697	0.00	44,695,697	0.00
PROGRAM-SPECIFIC								
MO REVOLVING INFO TECH TRUST	0	0.00	5,000	0.00	5,000	0.00	5,000	0.00
TOTAL - PD	0	0.00	5,000	0.00	5,000	0.00	5,000	0.00
TOTAL	29,039,666	0.00	44,700,697	0.00	44,700,697	0.00	44,700,697	0.00
GRAND TOTAL	\$29,039,666	0.00	\$44,700,697	0.00	\$44,700,697	0.00	\$44,700,697	0.00

CORE DECISION ITEM

Department	Office of Administration	Budget Unit	30620C
Division	Information Technology Services Division (ITSD)	HB Section	5.035
Core -	Telecommunications/Network		

1. CORE FINANCIAL SUMMARY

	FY 2019 Budget Request			
	GR	Federal	Other	Total
PS	0	0	0	0
EE	0	0	44,695,697	44,695,697
PSD	0	0	5,000	5,000
TRF	0	0	0	0
Total	0	0	44,700,697	44,700,697

	FY 2019 Governor's Recommendation			
	GR	Federal	Other	Total
PS	0	0	0	0
EE	0	0	44,695,697	44,695,697
PSD	0	0	5,000	5,000
TRF	0	0	0	0
Total	0	0	44,700,697	44,700,697

FTE **0.00 0.00 0.00 0.00**

FTE **0.00 0.00 0.00 0.00**

Est. Fringe	0	0	0	0
--------------------	---	---	---	---

Est. Fringe	0	0	0	0
--------------------	---	---	---	---

Note: Fringes budgeted in House Bill 5 except for certain fringes budgeted directly to MoDOT, Highway Patrol, and Conservation.

Note: Fringes budgeted in House Bill 5 except for certain fringes budgeted directly to MoDOT, Highway Patrol, and Conservation.

Other Funds: Missouri Revolving Information Technology Trust Fund (0980)

Other Funds: Missouri Revolving Information Technology Trust Fund (0980)

2. CORE DESCRIPTION

The Telecommunications core request enables ITSD to provide communications services to all consolidated state agencies and some non-consolidated agencies. Services include local phone service, long distance, data circuits, internet access, wireless services, managed network, video conferencing, WebEx meeting services and other communications services.

3. PROGRAM LISTING (list programs included in this core funding)

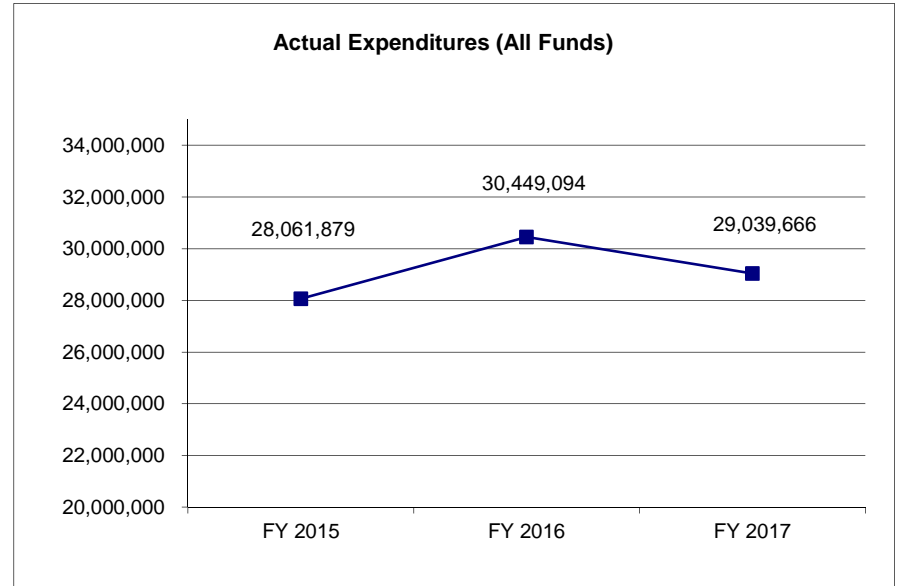
Telecommunications
Network
Unified Communications

CORE DECISION ITEM

Department	Office of Administration	Budget Unit	30620C
Division	Information Technology Services Division (ITSD)		
Core -	Telecommunications/Network	HB Section	5.035

4. FINANCIAL HISTORY

	FY 2015 Actual	FY 2016 Actual	FY 2017 Actual	FY 2018 Current Yr.
Appropriation (All Funds)	44,700,697	44,700,697	44,700,697	44,700,697
Less Reverted (All Funds)	0	0	0	N/A
Less Restricted (All Funds)	0	0	0	N/A
Budget Authority (All Funds)	44,700,697	44,700,697	44,700,697	N/A
Actual Expenditures (All Funds)	28,061,879	30,449,094	29,039,666	N/A
Unexpended (All Funds)	16,638,818	14,251,603	15,661,031	N/A
Unexpended, by Fund:				
General Revenue	0	0	0	N/A
Federal	0	0	0	N/A
Other	16,638,818	14,251,603	15,661,031	N/A



Reverted includes the statutory three-percent reserve amount (when applicable).

Restricted includes any Governor's Expenditure Restrictions which remained at the end of the fiscal year (when applicable).

NOTES:

CORE RECONCILIATION DETAIL

STATE
TELECOM REVOLVING FUND

5. CORE RECONCILIATION DETAIL

	Budget Class	FTE	GR	Federal	Other	Total	Explanation
TAFP AFTER VETOES							
	EE	0.00	0	0	44,695,697	44,695,697	
	PD	0.00	0	0	5,000	5,000	
	Total	0.00	0	0	44,700,697	44,700,697	
DEPARTMENT CORE REQUEST							
	EE	0.00	0	0	44,695,697	44,695,697	
	PD	0.00	0	0	5,000	5,000	
	Total	0.00	0	0	44,700,697	44,700,697	
GOVERNOR'S RECOMMENDED CORE							
	EE	0.00	0	0	44,695,697	44,695,697	
	PD	0.00	0	0	5,000	5,000	
	Total	0.00	0	0	44,700,697	44,700,697	

OA REPORT 10 FY 2019 GOVERNOR REC

DECISION ITEM DETAIL

Budget Unit	FY 2017	FY 2017	FY 2018	FY 2018	FY 2019	FY 2019	FY 2019	FY 2019
Decision Item	ACTUAL	ACTUAL	BUDGET	BUDGET	DEPT REQ	DEPT REQ	GOV REC	GOV REC
Budget Object Class	DOLLAR	FTE	DOLLAR	FTE	DOLLAR	FTE	DOLLAR	FTE
TELECOM REVOLVING FUND								
CORE								
FUEL & UTILITIES	0	0.00	100	0.00	100	0.00	100	0.00
SUPPLIES	0	0.00	25,000	0.00	25,000	0.00	25,000	0.00
COMMUNICATION SERV & SUPP	0	0.00	100,000	0.00	100,000	0.00	100,000	0.00
PROFESSIONAL SERVICES	0	0.00	1,000	0.00	1,000	0.00	1,000	0.00
HOUSEKEEPING & JANITORIAL SERV	0	0.00	100	0.00	100	0.00	100	0.00
M&R SERVICES	0	0.00	58,755	0.00	58,755	0.00	58,755	0.00
COMPUTER EQUIPMENT	0	0.00	135,920	0.00	135,920	0.00	135,920	0.00
MOTORIZED EQUIPMENT	0	0.00	5,000	0.00	5,000	0.00	5,000	0.00
OFFICE EQUIPMENT	0	0.00	10,000	0.00	10,000	0.00	10,000	0.00
OTHER EQUIPMENT	0	0.00	50,000	0.00	50,000	0.00	50,000	0.00
PROPERTY & IMPROVEMENTS	0	0.00	5,000	0.00	5,000	0.00	5,000	0.00
REBILLABLE EXPENSES	29,039,666	0.00	44,304,822	0.00	44,304,822	0.00	44,304,822	0.00
TOTAL - EE	29,039,666	0.00	44,695,697	0.00	44,695,697	0.00	44,695,697	0.00
REFUNDS	0	0.00	5,000	0.00	5,000	0.00	5,000	0.00
TOTAL - PD	0	0.00	5,000	0.00	5,000	0.00	5,000	0.00
GRAND TOTAL	\$29,039,666	0.00	\$44,700,697	0.00	\$44,700,697	0.00	\$44,700,697	0.00
GENERAL REVENUE	\$0	0.00	\$0	0.00	\$0	0.00	\$0	0.00
FEDERAL FUNDS	\$0	0.00	\$0	0.00	\$0	0.00	\$0	0.00
OTHER FUNDS	\$29,039,666	0.00	\$44,700,697	0.00	\$44,700,697	0.00	\$44,700,697	0.00

OA REPORT 9 FY 2019 GOVERNOR REC

DECISION ITEM SUMMARY

Budget Unit								
Decision Item	FY 2017	FY 2017	FY 2018	FY 2018	FY 2019	FY 2019	FY 2019	FY 2019
Budget Object Summary	ACTUAL	ACTUAL	BUDGET	BUDGET	DEPT REQ	DEPT REQ	GOV REC	GOV REC
Fund	DOLLAR	FTE	DOLLAR	FTE	DOLLAR	FTE	DOLLAR	FTE
E PROCUREMENT								
CORE								
EXPENSE & EQUIPMENT								
EPROCUREMENT & STATE TECH FUND	1,151,275	0.00	2,000,000	0.00	2,000,000	0.00	2,000,000	0.00
TOTAL - EE	1,151,275	0.00	2,000,000	0.00	2,000,000	0.00	2,000,000	0.00
FUND TRANSFERS								
MO REVOLVING INFO TECH TRUST	1,151,275	0.00	2,000,000	0.00	2,000,000	0.00	2,000,000	0.00
TOTAL - TRF	1,151,275	0.00	2,000,000	0.00	2,000,000	0.00	2,000,000	0.00
TOTAL	2,302,550	0.00	4,000,000	0.00	4,000,000	0.00	4,000,000	0.00
eProcurement and State Tech In - 1300016								
EXPENSE & EQUIPMENT								
EPROCUREMENT & STATE TECH FUND	0	0.00	0	0.00	2,000,000	0.00	2,000,000	0.00
TOTAL - EE	0	0.00	0	0.00	2,000,000	0.00	2,000,000	0.00
FUND TRANSFERS								
MO REVOLVING INFO TECH TRUST	0	0.00	0	0.00	2,000,000	0.00	2,000,000	0.00
TOTAL - TRF	0	0.00	0	0.00	2,000,000	0.00	2,000,000	0.00
TOTAL	0	0.00	0	0.00	4,000,000	0.00	4,000,000	0.00
GRAND TOTAL	\$2,302,550	0.00	\$4,000,000	0.00	\$8,000,000	0.00	\$8,000,000	0.00

CORE DECISION ITEM

Department	Office of Administration	Budget Unit	30635C
Division	Information Technology Services Division (ITSD)		
Core -	eProcurement and State Technology Fund	HB Section	5.040

1. CORE FINANCIAL SUMMARY

	FY 2019 Budget Request					FY 2019 Governor's Recommendation			
	GR	Federal	Other	Total		GR	Federal	Other	Total
PS	0	0	0	0	PS	0	0	0	0
EE	0	0	2,000,000	2,000,000	EE	0	0	2,000,000	2,000,000
PSD	0	0	0	0	PSD	0	0	0	0
TRF	0	0	2,000,000	2,000,000	TRF	0	0	2,000,000	2,000,000
Total	0	0	4,000,000	4,000,000	Total	0	0	4,000,000	4,000,000
FTE	0.00	0.00	0.00	0.00	FTE	0.00	0.00	0.00	0.00
Est. Fringe	0	0	0	0	Est. Fringe	0	0	0	0
<i>Note: Fringes budgeted in House Bill 5 except for certain fringes budgeted directly to MoDOT, Highway Patrol, and Conservation.</i>					<i>Note: Fringes budgeted in House Bill 5 except for certain fringes budgeted directly to MoDOT, Highway Patrol, and Conservation.</i>				
Other Funds:	eProcurement and State Technology Fund (0495)				Other Funds:	eProcurement and State Technology Fund (0495)			

2. CORE DESCRIPTION

Under Chapter 34, RSMo, OA is responsible for the procurement of supplies, equipment, and services for state departments. OA is currently implementing a statewide eProcurement system. New statewide contracts now include language that requires a one percent administrative fee on all transactions under those contracts. Contractors are required to report transaction totals for the given quarter and submit a check/electronic payment to the State of Missouri. This practice is consistent with the other states which have implemented e-procurement systems. The revenue generated by the one percent fee is to be deposited into its own fund to improve transparency and tracking. The revenue collected into this fund will be used for licensing, maintenance, support and activities related to the eProcurement system.

3. PROGRAM LISTING (list programs included in this core funding)

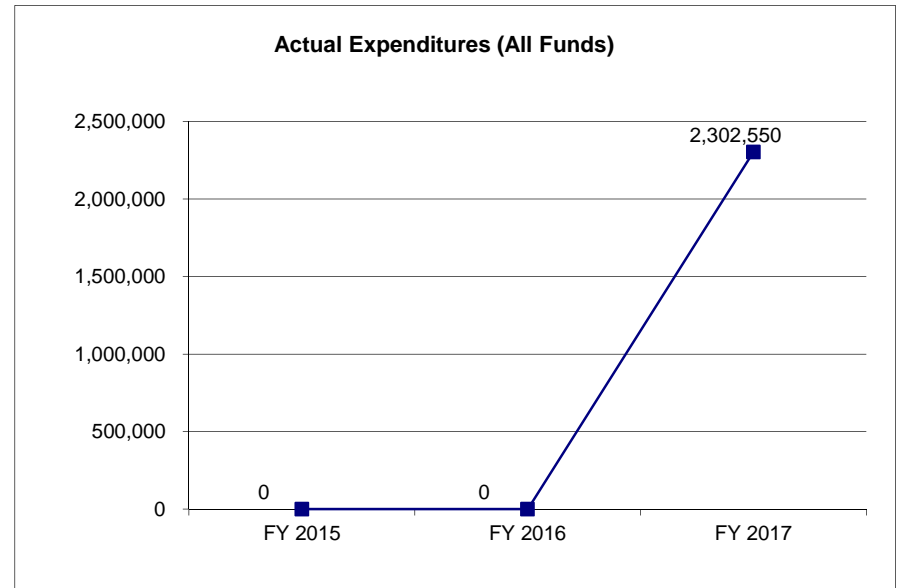
eProcurement

CORE DECISION ITEM

Department	Office of Administration	Budget Unit	30635C
Division	Information Technology Services Division (ITSD)		
Core -	eProcurement and State Technology Fund	HB Section	5.040

4. FINANCIAL HISTORY

	FY 2015 Actual	FY 2016 Actual	FY 2017 Actual	FY 2018 Current Yr.
Appropriation (All Funds)	0	4,000,000	4,000,000	4,000,000
Less Reverted (All Funds)	0	0	0	N/A
Less Restricted (All Funds)	0	0	0	N/A
Budget Authority (All Funds)	0	4,000,000	4,000,000	N/A
Actual Expenditures (All Funds)	0	0	2,302,550	N/A
Unexpended (All Funds)	0	4,000,000	1,697,450	N/A
Unexpended, by Fund:				
General Revenue	0	0	0	N/A
Federal	0	0	0	N/A
Other	0	4,000,000	1,697,450	N/A



Reverted includes the statutory three-percent reserve amount (when applicable).

Restricted includes any Governor's Expenditure Restrictions which remained at the end of the fiscal year (when applicable).

NOTES:

CORE RECONCILIATION DETAIL

STATE
E PROCUREMENT

5. CORE RECONCILIATION DETAIL

	Budget Class	FTE	GR	Federal	Other	Total	Explanation
TAFP AFTER VETOES							
	EE	0.00	0	0	2,000,000	2,000,000	
	TRF	0.00	0	0	2,000,000	2,000,000	
	Total	0.00	0	0	4,000,000	4,000,000	
DEPARTMENT CORE REQUEST							
	EE	0.00	0	0	2,000,000	2,000,000	
	TRF	0.00	0	0	2,000,000	2,000,000	
	Total	0.00	0	0	4,000,000	4,000,000	
GOVERNOR'S RECOMMENDED CORE							
	EE	0.00	0	0	2,000,000	2,000,000	
	TRF	0.00	0	0	2,000,000	2,000,000	
	Total	0.00	0	0	4,000,000	4,000,000	

OA REPORT 10 FY 2019 GOVERNOR REC

DECISION ITEM DETAIL

Budget Unit	FY 2017	FY 2017	FY 2018	FY 2018	FY 2019	FY 2019	FY 2019	FY 2019
Decision Item	ACTUAL	ACTUAL	BUDGET	BUDGET	DEPT REQ	DEPT REQ	GOV REC	GOV REC
Budget Object Class	DOLLAR	FTE	DOLLAR	FTE	DOLLAR	FTE	DOLLAR	FTE
E PROCUREMENT								
CORE								
PROFESSIONAL SERVICES	175,355	0.00	200,000	0.00	200,000	0.00	200,000	0.00
M&R SERVICES	0	0.00	0	0.00	800,000	0.00	800,000	0.00
COMPUTER EQUIPMENT	975,920	0.00	1,800,000	0.00	1,000,000	0.00	1,000,000	0.00
TOTAL - EE	1,151,275	0.00	2,000,000	0.00	2,000,000	0.00	2,000,000	0.00
TRANSFERS OUT	1,151,275	0.00	2,000,000	0.00	2,000,000	0.00	2,000,000	0.00
TOTAL - TRF	1,151,275	0.00	2,000,000	0.00	2,000,000	0.00	2,000,000	0.00
GRAND TOTAL	\$2,302,550	0.00	\$4,000,000	0.00	\$4,000,000	0.00	\$4,000,000	0.00
GENERAL REVENUE	\$0	0.00	\$0	0.00	\$0	0.00	\$0	0.00
FEDERAL FUNDS	\$0	0.00	\$0	0.00	\$0	0.00	\$0	0.00
OTHER FUNDS	\$2,302,550	0.00	\$4,000,000	0.00	\$4,000,000	0.00	\$4,000,000	0.00

NEW DECISION ITEM

RANK: 5

Department Office of Administration	Budget Unit <u>30635C</u>
Division Information Technology Services Division	
eProcurement Transfer <u>DI#1300016</u>	HB Section <u>5.040</u>

1. AMOUNT OF REQUEST

	FY 2019 Budget Request					E	FY 2019 Governor's Recommendation					E
	GR	Federal	Other	Total			GR	Federal	Other	Total		
PS	0	0	0	0	0		PS	0	0	0	0	
EE	0	0	2,000,000	2,000,000			EE	0	0	2,000,000	2,000,000	
PSD	0	0	0	0			PSD	0	0	0	0	
TRF	0	0	2,000,000	2,000,000			TRF	0	0	2,000,000	2,000,000	
Total	0	0	4,000,000	4,000,000			Total	0	0	4,000,000	4,000,000	
FTE	0.00	0.00	0.00	0.00			FTE	0.00	0.00	0.00	0.00	

Est. Fringe	0	0	0	0
--------------------	---	---	---	---

Note: Fringes budgeted in House Bill 5 except for certain fringes budgeted directly to MoDOT, Highway Patrol, and Conservation.

Est. Fringe	0	0	0	0
--------------------	---	---	---	---

Note: Fringes budgeted in House Bill 5 except for certain fringes budgeted directly to MoDOT, Highway Patrol, and Conservation.

Other Funds: Missouri Revolving Information Technology Trust Fund (

Other Funds:

2. THIS REQUEST CAN BE CATEGORIZED AS:

<input type="checkbox"/> New Legislation	<input type="checkbox"/> New Program	<input type="checkbox"/> Fund Switch
<input type="checkbox"/> Federal Mandate	<input type="checkbox"/> Program Expansion	<input type="checkbox"/> Cost to Continue
<input type="checkbox"/> GR Pick-Up	<input type="checkbox"/> Space Request	<input type="checkbox"/> Equipment Replacement
<input type="checkbox"/> Pay Plan	<input checked="" type="checkbox"/> Other: <u>eProcurement</u>	

3. WHY IS THIS FUNDING NEEDED? PROVIDE AN EXPLANATION FOR ITEMS CHECKED IN #2. INCLUDE THE FEDERAL OR STATE STATUTORY OR CONSTITUTIONAL AUTHORIZATION FOR THIS PROGRAM.

Under Chapter 34, RSMo, OA is responsible for the procurement of supplies, equipment, and services for state departments. OA is updating the current mainframe-based system with a web-based system to provide greater capabilities to the OA Division of Purchasing, state agencies, elected officials, political subdivisions and the vendor community. Approval of this increase to the appropriation will reduce the costs paid by General Revenue for this system, as well as other new procurement related systems such as a replacement for SAM II, the state's current ERP.

NEW DECISION ITEM

RANK: 5

Department Office of Administration	Budget Unit 30635C
Division Information Technology Services Division	
eProcurement Transfer DI#1300016	HB Section 5.040

4. DESCRIBE THE DETAILED ASSUMPTIONS USED TO DERIVE THE SPECIFIC REQUESTED AMOUNT. (How did you determine that the requested number of FTE were appropriate? From what source or standard did you derive the requested levels of funding? Were alternatives such as outsourcing or automation considered? If based on new legislation, does request tie to TAFP fiscal note? If not, explain why. Detail which portions of the request are one-times and how those amounts were calculated.)

To help fund the eProcurement system, a 1% fee is imposed on statewide contract transactions beginning in FY15 by vendors quarterly which hold statewide contracts. Expenditures from this fund is used for the costs associated with acquiring and implementing a new eProcurement system (i.e. software licensing, hosting, implementation, customization/integration, catalog set-up, training, maintenance, support, and enhancements.)

5. BREAK DOWN THE REQUEST BY BUDGET OBJECT CLASS, JOB CLASS, AND FUND SOURCE. IDENTIFY ONE-TIME COSTS.

Budget Object Class/Job Class	Dept Req	Dept Req	Dept Req	Dept Req	Dept Req	Dept Req	Dept Req	Dept Req	Dept Req	Dept Req
	GR	GR	FED	FED	OTHER	OTHER	TOTAL	TOTAL	One-Time	E
	DOLLARS	FTE	DOLLARS	FTE	DOLLARS	FTE	DOLLARS	FTE	DOLLARS	
							0			
Total PS	0	0.0	0	0.0	0	0.0	0	0.0	0	
400 - Professional Services					200,000		200,000			
480 - Computer Equipment					1,800,000		1,800,000			
Total EE	0		0		2,000,000		2,000,000		0	
Program Distributions							0			
Total PSD	0		0		0		0		0	
Transfers					2,000,000		2,000,000			
Total TRF	0		0		2,000,000		2,000,000		0	
Grand Total	0	0.0	0	0.0	4,000,000	0.0	4,000,000	0.0	0	

NEW DECISION ITEM

RANK: 5

Department Office of Administration		Budget Unit 30635C								
Division Information Technology Services Division										
eProcurement Transfer DI#1300016		HB Section 5.040								
Budget Object Class/Job Class	Gov Rec GR DOLLARS	Gov Rec GR FTE	Gov Rec FED DOLLARS	Gov Rec FED FTE	Gov Rec OTHER DOLLARS	Gov Rec OTHER FTE	Gov Rec TOTAL DOLLARS	Gov Rec TOTAL FTE	Gov Rec One-Time DOLLARS	E
							0			
							0	0.0		
Total PS	0	0.0	0	0.0	0	0.0	0	0.0	0	
400 - Professional Services					200,000		200,000			
480 - Computer Equipment					1,800,000		1,800,000			
							0			
							0			
Total EE	0		0		2,000,000		2,000,000		0	
Program Distributions							0			
Total PSD	0		0		0		0		0	
Transfers					2,000,000		2,000,000			
Total TRF	0		0		2,000,000		2,000,000		0	
Grand Total	0	0.0	0	0.0	4,000,000	0.0	4,000,000	0.0	0	

NEW DECISION ITEM

RANK: 5

Department Office of Administration	Budget Unit <u>30635C</u>
Division Information Technology Services Division	
eProcurement Transfer <u>DI#1300016</u>	HB Section <u>5.040</u>

6. PERFORMANCE MEASURES (If new decision item has an associated core, separately identify projected performance with & without additional funding.)

6a. Provide an effectiveness measure.

Implementing the new eProcurement System will make it easier for vendors to do business with the state. Small businesses can find opportunities in one location and increased supplier access to business opportunities should increase competition. Increased competition, efficiency and new tools to manage the state's supply chain allow improved outcomes when public money is spent. The system will improve strategic contracting through easy-to-use reporting and business intelligence which will significantly enable the State to see what is being procured, by whom, and at what cost. It will also identify where state agencies are purchasing outside of established contracts and may be spending money ineffectively so that new contracting opportunities can be pursued in order to better leverage state spend.

6c. Provide the number of clients/individuals served, if applicable.

State agencies, local government agencies, political subdivisions, and elected officials will be able to utilize the new web-based eProcurement system to procure goods and services and monitor procurement efforts to enable state and local agencies to serve the citizens of Missouri more efficiently. Vendors will also benefit from a new, efficient system that will eliminate complexities and redundancies in the purchasing system and make it easier to do business with the state.

6b. Provide an efficiency measure.

Having a new eProcurement system will improve processing efficiency. Deployment of a modern, web-based system will allow the State to utilize intelligent, procurement-specific technology tools to maximize the impact of the state's procurement efforts and outcomes. Reductions in manual transactions and collapsing steps to complete day to day tasks, makes procurement easier and more intuitive for agencies.

A new web-based system will also improve transparency as users will have the ability to more easily view state bids and contracts via the web, as opposed to the current system which is very difficult to maneuver.

6d. Provide a customer satisfaction measure, if available.

Providing a modern, web-based self-service system will improve customer interaction with State agency users, local governments purchasing off of State contracts and the business community. The new system will also improve access to various public entities' business opportunities.

NEW DECISION ITEM

RANK: 5

Department Office of Administration	Budget Unit <u>30635C</u>
Division Information Technology Services Division	
eProcurement Transfer <u>DI#1300016</u>	HB Section <u>5.040</u>

7. STRATEGIES TO ACHIEVE THE PERFORMANCE MEASUREMENT TARGETS:

This request is for increased appropriation authority to help cover the costs for the new eProcurement system and processes. The eProcurement system will include online purchasing capabilities that will consist of on-line supplier catalogs which state agencies, local governments, and political subdivisions will be able to use to purchase goods and services electronically. The virtual system leverages the State's buying power, increases competition by enhancing vendor participation and performance, increases procurement efficiency, reduces paperwork, streamlines processes, enhances accuracy and availability of reporting, and increases public transparency. With better visibility into the state's procurement needs, greater numbers of statewide contracts aligned to meet state agency and local government needs can be established so that agencies can directly and quickly purchase the needed products and services off those statewide contracts and spend less time on bidding to establish individual agency contracts one at a time. Likewise, local government entities can benefit from using these statewide contracts by not having to have the expertise and staffing to establish contracts on their own and being able to take advantage of the state's contracting volumes.

OA REPORT 10 FY 2019 GOVERNOR REC

DECISION ITEM DETAIL

Budget Unit	FY 2017	FY 2017	FY 2018	FY 2018	FY 2019	FY 2019	FY 2019	FY 2019
Decision Item	ACTUAL	ACTUAL	BUDGET	BUDGET	DEPT REQ	DEPT REQ	GOV REC	GOV REC
Budget Object Class	DOLLAR	FTE	DOLLAR	FTE	DOLLAR	FTE	DOLLAR	FTE
E PROCUREMENT								
eProcurement and State Tech In - 1300016								
PROFESSIONAL SERVICES	0	0.00	0	0.00	200,000	0.00	200,000	0.00
COMPUTER EQUIPMENT	0	0.00	0	0.00	1,800,000	0.00	1,800,000	0.00
TOTAL - EE	0	0.00	0	0.00	2,000,000	0.00	2,000,000	0.00
TRANSFERS OUT	0	0.00	0	0.00	2,000,000	0.00	2,000,000	0.00
TOTAL - TRF	0	0.00	0	0.00	2,000,000	0.00	2,000,000	0.00
GRAND TOTAL	\$0	0.00	\$0	0.00	\$4,000,000	0.00	\$4,000,000	0.00
GENERAL REVENUE	\$0	0.00	\$0	0.00	\$0	0.00	\$0	0.00
FEDERAL FUNDS	\$0	0.00	\$0	0.00	\$0	0.00	\$0	0.00
OTHER FUNDS	\$0	0.00	\$0	0.00	\$4,000,000	0.00	\$4,000,000	0.00

PROGRAM DESCRIPTION

Department Office of Administration - Information Technology Services Division	HB Section(s): 5.020, 5.025, & 5.030
Program Name Application Development	
Program is found in the following core budget(s): OA-ITSD	
1a. What strategic priority does this program address? Increase agency efficiency through innovation	
1b. What does this program do? Applications developed, managed, and overseen by ITSD are aligned with the agencies' missions and strategic goals to streamline operations and increase program productivity while maintaining a secure environment for the collected data. The efficiencies gained via ITSD-managed applications enable agencies to provide higher quality services and reach a larger number of constituents. *Application is defined as a program or piece of software designed and written to fulfill a particular purpose of the user. Each request received from the IT consolidated agencies is measured against ITSD's Core Goals to ensure at least one of these goals is met with the execution of the recommended solution: Effectiveness Efficiency Citizen Access Risk Management Infrastructure Governance Workforce	
2. What is the authorization for this program, i.e., federal or state statute, etc.? (Include the federal program number, if applicable.) Section 37.110, RSMo: The commissioner of administration shall establish the information technology services division within the office, and this division shall make recommendations and suggestions to all agencies and departments, and to the general assembly.	
3. Are there federal matching requirements? If yes, please explain. No.	

PROGRAM DESCRIPTION

Department Office of Administration - Information Technology Services Division

HB Section(s): 5.020, 5.025, & 5.030

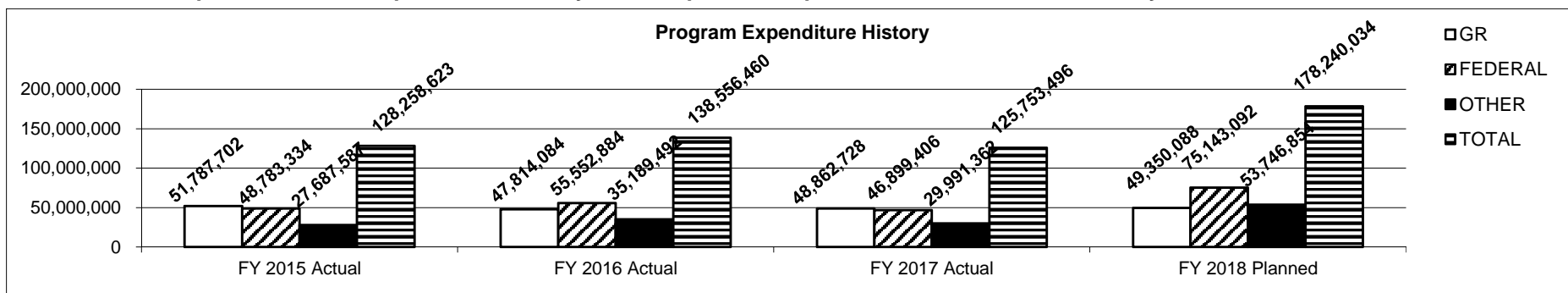
Program Name Application Development

Program is found in the following core budget(s): OA-ITSD

4. Is this a federally mandated program? If yes, please explain.

No.

5. Provide actual expenditures for the prior three fiscal years and planned expenditures for the current fiscal year.



6. What are the sources of the "Other " funds?

Various - See core forms.

7a. Provide an effectiveness measure.

Measure: Deliver IT applications, supporting fewer platforms/development languages to increase knowledge base and effectiveness.

Target: Reduce number of platforms by 5%.

Stretch Target: Reduce number of platforms by 10%.

PROGRAM DESCRIPTION

Department Office of Administration - Information Technology Services Division

HB Section(s): 5.020, 5.025, & 5.030

Program Name Application Development

Program is found in the following core budget(s): OA-ITSD

7b. Provide an efficiency measure.

Measure: Overall ITSD application development staff time spent performing maintenance on existing systems.
 Base Target: ITSD spends 59% of its time performing maintenance tasks.
 Stretch Target: ITSD spends 55% of its time performing maintenance tasks.

ITSD application development time working on applications:

	2015	2016	2017
X - DEVELOPMENT	7,360,456.85	17,126,432.45	9,180,658.99
Y - MAINTENANCE	16,042,314.89	13,179,705.65	13,179,198.83
GRAND TOTAL	23,402,771.74	30,306,138.10	22,359,857.82
MAINTENANCE %	69%	43%	59%

7c. Provide the number of clients/individuals served, if applicable.

Approximately 40,000 consolidated end-users utilize ITSD services.

The number of clients/individuals served does not fluctuate significantly from year to year.

7d. Provide a customer satisfaction measure, if available.

91% of survey respondents in December 2017 describe ITSD as high quality, reliable and/or useful.

PROGRAM DESCRIPTION

Department Office of Administration - Information Technology Services Division	HB Section(s): 5.035
Program Name Networks & Telecommunications	
Program is found in the following core budget(s): OA-ITSD	
<p>1a. What strategic priority does this program address? Provide secure network/telecommunications services</p> <p>1b. What does this program do? Provide communications services to all consolidated state agencies and some non-consolidated agencies. Services include local phone service, long distance, data circuits, internet access, wireless services, managed network, video conferencing, WebEx meeting services and other communications services.</p> <p>2. What is the authorization for this program, i.e., federal or state statute, etc.? (Include the federal program number, if applicable.) Section 37.110, RSMo: The commissioner of administration shall establish the information technology services division within the office, and this division shall make recommendations and suggestions to all agencies and departments, and to the general assembly; and Section 37.005.8. RSMo: The commissioner of administration is hereby authorized to coordinate and control the acquisition and use of network, telecommunications, and data processing services in the executive branch of state government.</p> <p>3. Are there federal matching requirements? If yes, please explain. No</p> <p>4. Is this a federally mandated program? If yes, please explain. No</p>	

PROGRAM DESCRIPTION

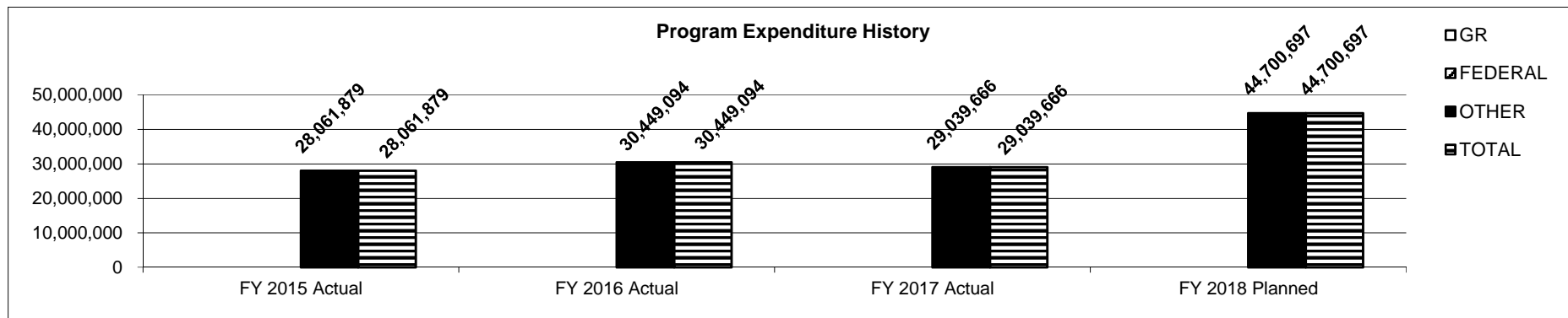
Department Office of Administration - Information Technology Services Division

HB Section(s): 5.035

Program Name Networks & Telecommunications

Program is found in the following core budget(s): OA-ITSD

5. Provide actual expenditures for the prior three fiscal years and planned expenditures for the current fiscal year.



6. What are the sources of the "Other " funds?

Missouri Revolving Information Technology Trust Fund (0980)

7a. Provide an effectiveness measure.

Conversion of Centrex/Plexar (analog) phone lines to digital (Unified Communications - UC). Phone companies are phasing out the older copper-based analog phone lines. These lines are replaced with digital circuits that provide service through internet protocol (IP). The older lines cost the phone companies more to support, increasing the pricing for these lines. Moving to digital will save the state money and provide more flexible service.

Measure: Conversion of analog phone lines to digital.

Base Target: 500 lines converted annually.

Stretch Target: 1000 lines converted annually.

PROGRAM DESCRIPTION

Department Office of Administration - Information Technology Services Division	HB Section(s): <u>5.035</u>
Program Name Networks & Telecommunications	
Program is found in the following core budget(s): OA-ITSD	

7b. Provide an efficiency measure.
The state has 11,091 analog lines:
- 5,823 Centrex lines at \$18.10 monthly
- 5,268 Plexar lines at \$35.67 monthly

UC lines are \$13.40 monthly and eliminate long distance costs to other state-owned UC lines.

Converting all analog lines to UC would be a savings of \$144,686.46 monthly at current rates, \$1,736,237.50 annually.

Not all lines can be converted at one time. Some areas do not have digital circuits built out. Other lines are for elevators, safety equipment, etc. and the state is looking for alternative options for these situations.

7c. Provide the number of clients/individuals served, if applicable.
Approximately 40,000 State employees and agency customers/partners.

7d. Provide a customer satisfaction measure, if available.
94.8% of survey respondents in December 2017 know who to contact to handle their IT needs.

PROGRAM DESCRIPTION

Department: Office of Administration

HB Section(s): 5.020

Program Name: State Data Center (SDC)

Program is found in the following core budget(s): OA-ITSD

1a. What strategic priority does this program address?

Secure IT infrastructure for government services

1b. What does this program do?

The State Data Center (SDC) currently provides data center services statewide to 14 executive departments and some IT services to elected offices. State Data Center services include database, web, middleware, application server, systems, operations, desktop, and Active Directory.

The SDC provides mission critical services to agencies for various applications like: SAM II for the Office of Administration, Missouri Automated Child Support System (MACSS) and Family Assistance Management Information System (FAMIS) for Social Services, various tax systems for the Department of Revenue, unemployment insurance systems for Department of Labor & Industrial Relations, and Web-based emergency operations center for Department of Public Safety.

Network Operations Center

The Network Operation Center (NOC) has been created to provide an incident management and communication process for all production incidents. The NOC is the hub for all internal and external IT communications for all IT incidents.

The NOC will receive an alert, assess impact, assign classification, alert appropriate personnel, establish communication channels, document, and provide incident reports and status updates. The NOC takes a proactive approach to providing the highest level of customer service and technical support by securing the necessary resources to resolve an incident.

The NOC will monitor system health, identify impact regarding disruptions of IT services, and establish effective communications across all areas of ITSD. During Level 1 & 2 incidents, the NOC is responsible to:

1. Coordinate and communicate with stakeholders.
2. Complete incident reports.
3. Document any future avoidance measures.
4. Maintain all documentation for future reporting.

PROGRAM DESCRIPTION

Department: Office of Administration

HB Section(s): 5.020

Program Name: State Data Center (SDC)

Program is found in the following core budget(s): OA-ITSD

2. What is the authorization for this program, i.e., federal or state statute, etc.? (Include the federal program number, if applicable.)

Section 37.110, RSMo: The commissioner of administration shall establish the information technology services division within the office, and this division shall make recommendations and suggestions to all agencies and departments, and to the general assembly; and Secton 37.005.8. RSMo: The commissioner of administration is hereby authorized to coordinate and control the acquisition and use of network, telecommunications, and data processing services in the executive branch of state government.

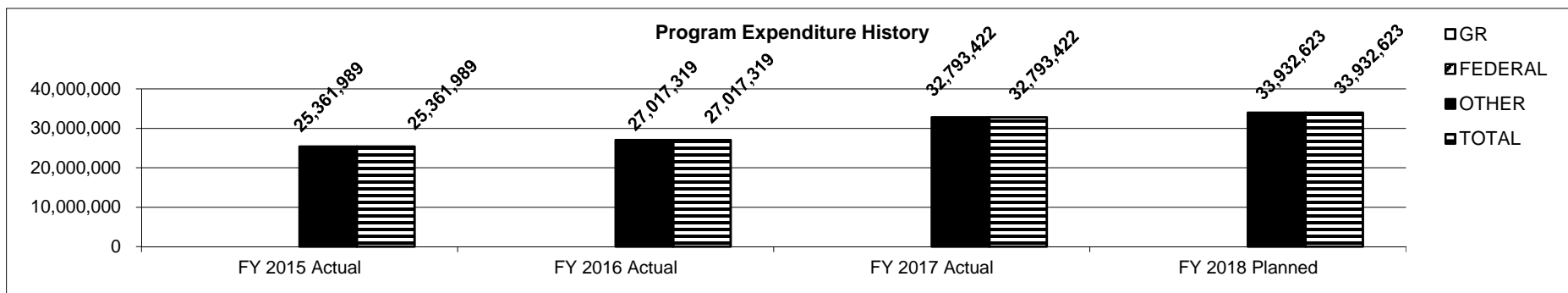
3. Are there federal matching requirements? If yes, please explain.

No.

4. Is this a federally mandated program? If yes, please explain.

No.

5. Provide actual expenditures for the prior three fiscal years and planned expenditures for the current fiscal year.



6. What are the sources of the "Other " funds?

Missouri Revolving Information Technology Trust Fund (0980)

PROGRAM DESCRIPTION

Department: Office of Administration

HB Section(s): 5.020

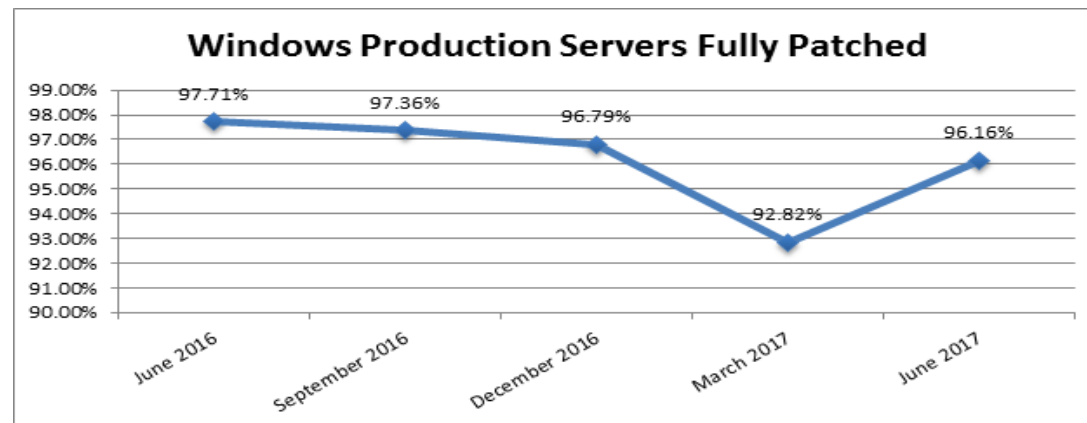
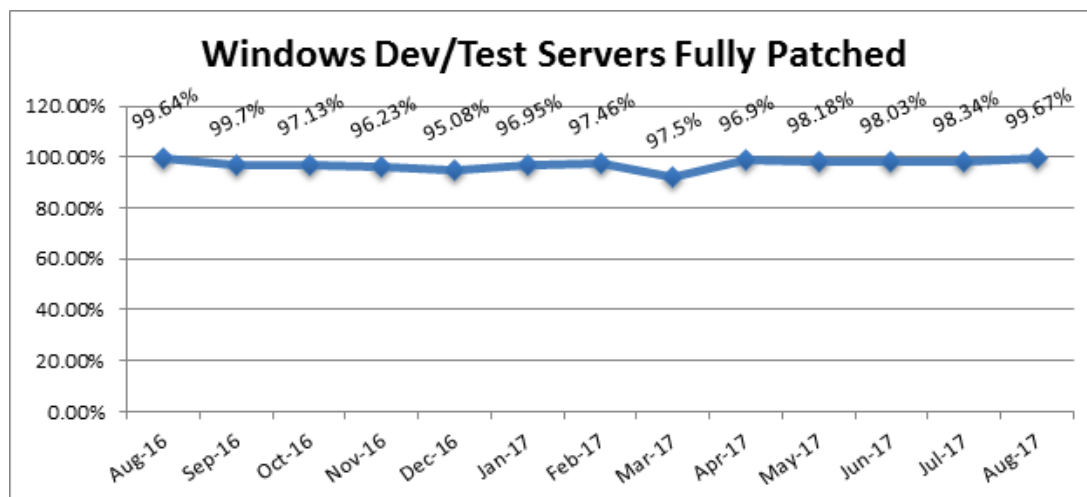
Program Name: State Data Center (SDC)

Program is found in the following core budget(s): OA-ITSD

7a. Provide an effectiveness measure.

According to Gartner: The standard patch rate for Windows servers is 85%.

*Gartner is a leading technology research and advisory company. A patch is a piece of software designed to update a computer program or its supporting data to fix or improve it. This includes fixing security vulnerabilities & other bugs to improve usability or performance.



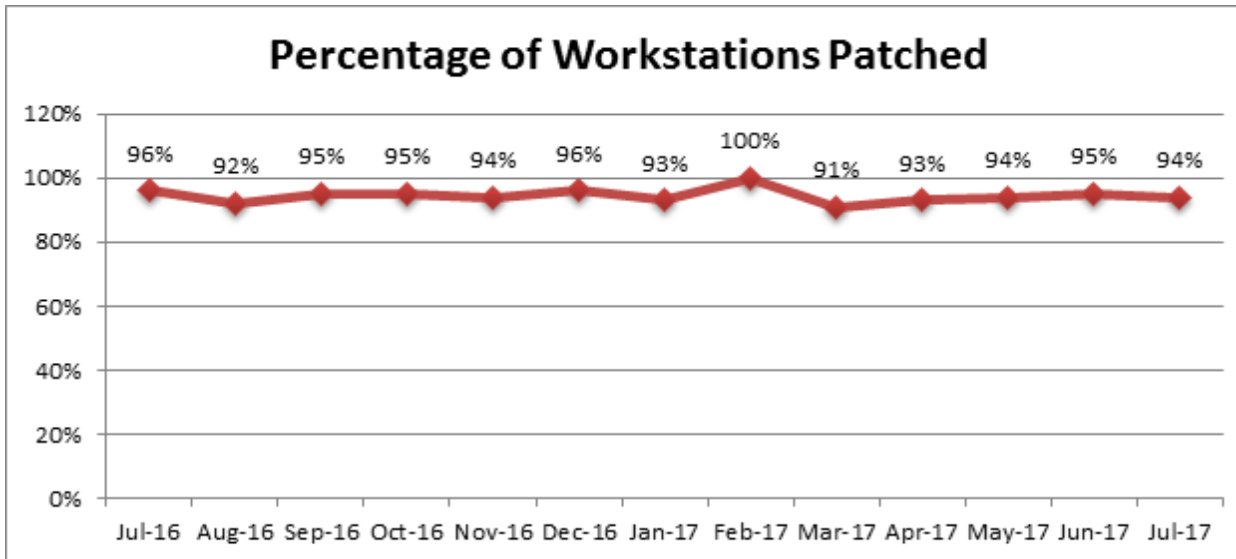
PROGRAM DESCRIPTION

Department: Office of Administration
Program Name: State Data Center (SDC)
Program is found in the following core budget(s): OA-ITSD

HB Section(s): 5.020

According to Gartner: The standard patch rate for Windows workstations is 95%

Note: Roaming laptop users, unhealthy patch management agents, and the reality that many laptops are turned off for extended periods, typically represents the 5% of PCs that do not get patched.



PROGRAM DESCRIPTION

Department: Office of Administration

HB Section(s): 5.020

Program Name: State Data Center (SDC)

Program is found in the following core budget(s): OA-ITSD

7b. Provide an efficiency measure.

Automation Services

The SDC continues to look at improving automation services. Automation Services provide consistency in system builds as well as providing a mechanism for other groups to manage processes. Two of these Automation Services implemented are uDeploy and vRealize.

uDeploy was put in place to provide a platform for ITSD to automate and schedule the deployment of Applications and Database Processes. Currently, 350 applications are defined in uDeploy and, on average, 650 application deploys are completed each week.

VMWare vRealize (VRA) is a self-service tool providing a catalog of services for staff to build and deploy virtual servers. Standard server build times have been reduced to 2 hours per server, from start to finish, an estimated 85% time savings. Approximately 20% of server builds are completed by non-operating systems support staff through VRA.

Goal:

Increase the number of applications using uDeploy by 10% with a stretch goal of 15%.

Increase number of automated server builds by 40% with a stretch goal of 50%.

7c. Provide the number of clients/individuals served, if applicable.

The SDC supports services and agencies serving all state citizens. In addition, numerous businesses and clients outside the State rely on services provided by the SDC. Within state government, SDC supports approximately 40,000 computers, over 2,500 servers, and approximately 44,000 user accounts.

7d. Provide a customer satisfaction measure, if available.

80.4% of survey respondents in December 2017 agree or strongly agree that ITSD meets their IT needs.

PROGRAM DESCRIPTION

Department Office of Administration - Information Technology Services Division

HB Section(s): 5.020

Program Name Office of Cyber Security

Program is found in the following core budget(s): OA-ITSD

1a. What strategic priority does this program address?

Protect state data and continuity of operations

1b. What does this program do?

Office of Cyber Security (OCS) is responsible for managing all information security events within the enterprise and ensuring proper controls are in place to safeguard the State of Missouri's information systems. OCS promotes and provides expertise in information security management for all state agencies and supports national and local homeland information security efforts.

OCS continues to execute a four-point strategic plan for cyber security that:

- Creates a culture of cyber security best practices;
- Deploys "best of breed" tools used by cyber professionals when defending state systems;
- Ensures swift, effective response when cyber security incidents occur; and
- Establishes the IT governance that bakes cyber security into routine processes.

2. What is the authorization for this program, i.e., federal or state statute, etc.? (Include the federal program number, if applicable.)

Section 37.110, RSMo: The commissioner of administration shall establish the information technology services division within the office, and this division shall make recommendations and suggestions to all agencies and departments, and to the general assembly.

3. Are there federal matching requirements? If yes, please explain.

No.

4. Is this a federally mandated program? If yes, please explain.

No.

PROGRAM DESCRIPTION

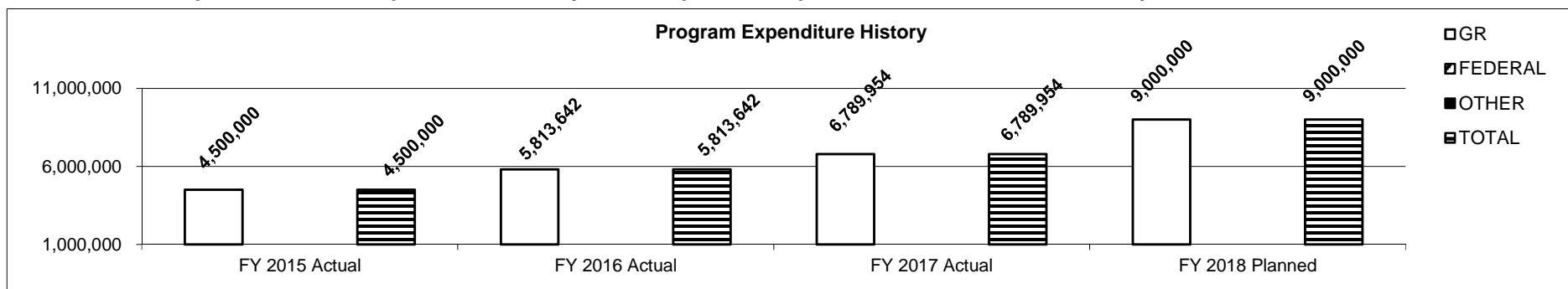
Department Office of Administration - Information Technology Services Division

HB Section(s): 5.020

Program Name Office of Cyber Security

Program is found in the following core budget(s): OA-ITSD

5. Provide actual expenditures for the prior three fiscal years and planned expenditures for the current fiscal year.



6. What are the sources of the "Other " funds?

N/A

7a. Provide an effectiveness measure.

The metrics below reflect consolidated state government activity that has occurred since the funding of the Office of Cyber Security (OCS) back in FY 2014. Without funding to execute OCS' 4-point plan, these metrics would be quite different. Traditionally, IT security tends to gravitate towards large measurements such as the number of firewall blocks or incidents detected. While these are beneficial to track internally, they do not express apparent business value. As risk reduction is front and center within all OCS processes and technologies, these metrics tell a story of safeguarding our citizen's data, enabling agency business processes to thrive securely, and OCS' overall quality of work and performance. The success indicated by the metrics below is an enterprise effort, from highly aware admin assistants to cabinet level officials. Employees within consolidated agencies have taken over 960,000 awareness lessons and have been assessed by fake phishing campaigns over 700,000 times.

Due to the variable difficulty of the fake phishing campaigns, progress between campaigns cannot be easily measured. However, the chart below represents the results of a fake phishing campaign where we on-boarded a non-state government entity into our program. That particular entity is in red while the seasoned agencies are in blue.

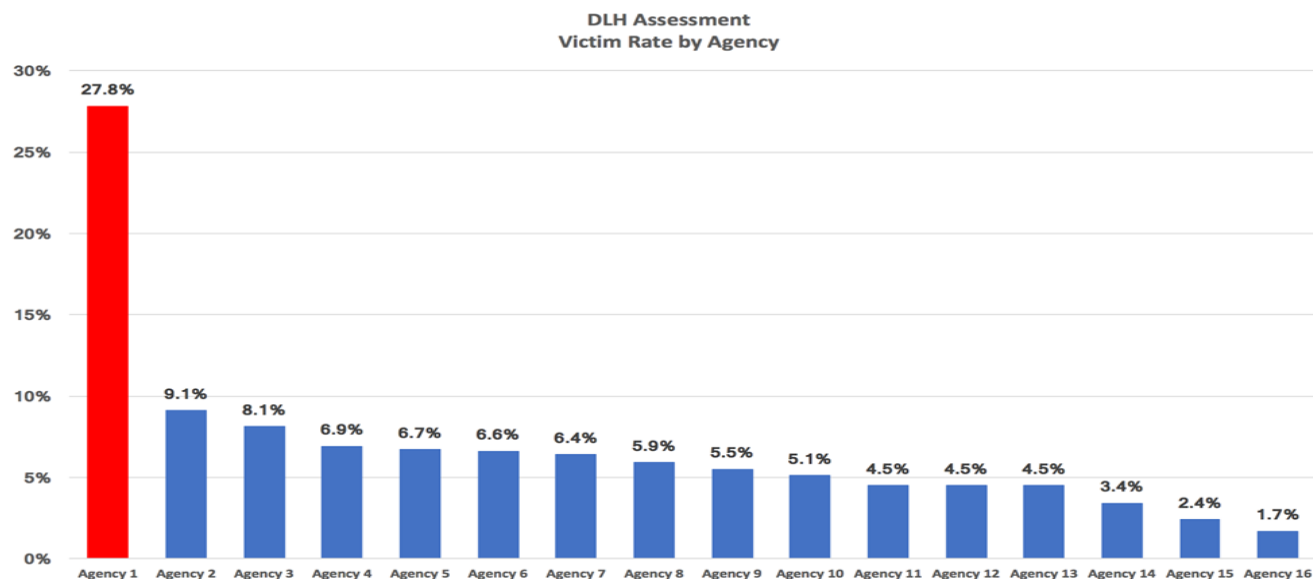
PROGRAM DESCRIPTION

Department Office of Administration - Information Technology Services Division

HB Section(s): 5.020

Program Name Office of Cyber Security

Program is found in the following core budget(s): OA-ITSD



Significant Breaches Enterprise Wide: 0

Safeguarding the data of Missouri’s residents has become job #1 within ITSD and throughout the agencies. Breaches typically start with an employee falling victim to a phishing campaign, the attacker steals credentials, and the rest is history.

Successful Ransomware Attacks: 0

Ransomware has become the top malware of choice by organized criminals to extort money from their victims. Ransomware is a form of malicious software that holds files hostage by using industry grade encryption. Ransomware is typically spread through phishing, vulnerable web browsers visiting malicious websites, or as we’ve witnessed this year, through unpatched systems. If the victim doesn’t have backups, they’re left with a very difficult choice of paying the ransom or starting over. Advanced security technologies, staff, and processes have prevented successful ransomware attacks to date for the State of Missouri.

PROGRAM DESCRIPTION

Department Office of Administration - Information Technology Services Division

HB Section(s): 5.020

Program Name Office of Cyber Security

Program is found in the following core budget(s): OA-ITSD

Successful Credential Thefts: 0

Almost all significant breaches have one thing in common: credential theft. The attacker typically cons the user into entering their credentials on a fake website or dropping malware onto their desktop. With stolen credentials the attacker can establish remote persistence and pivot into any internal resource the victim has access to and steal data.

Malware Outbreaks: 0

Malware outbreaks, similar to a pandemic, are difficult to quarantine once an organization is infected.

Successful DDoS Attacks: 0

A distributed denial of service (DDoS) attack can greatly hinder an organization's ability to deliver services. On top of the hacker group Anonymous' playbook, DDoS attacks attempt to starve resources from core IT infrastructure preventing legitimate business from occurring. When a DDoS attack occurs, web services stop working, email could possibly go down, and impact other critical services.

Successful Attacks Against our Web Presence: 0

Attackers don't just target users and their desktops, they also exploit web assets such as web servers and web applications for political and financial gain. Other attackers are trying to leverage the branding and trust of government websites to host malware or to act as a control point within their communications channel.

PROGRAM DESCRIPTION

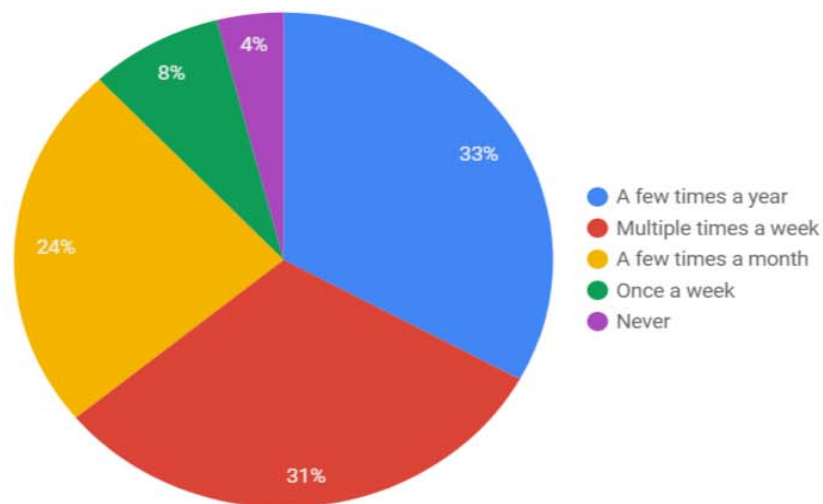
Department Office of Administration - Information Technology Services Division
Program Name Office of Cyber Security
Program is found in the following core budget(s): OA-ITSD

HB Section(s): 5.020

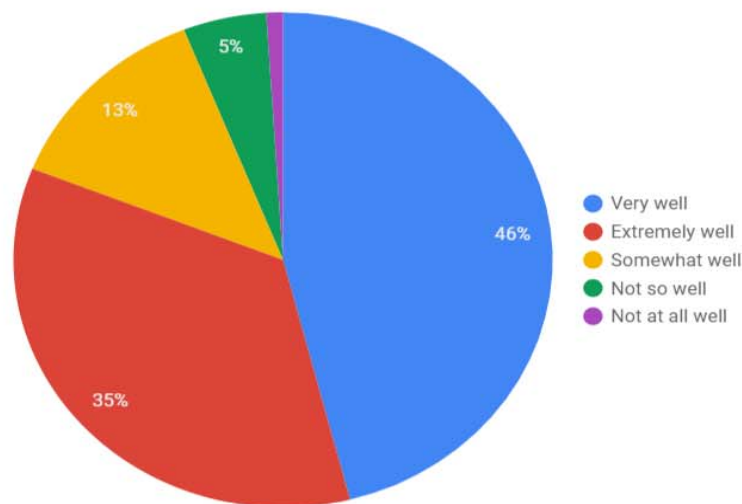
7b. Provide an efficiency measure.

For the period August 23rd through August 28th 2017, OCS surveyed 369 state government (consolidated and non-consolidated) and external partners. External partners consist of US DHS, FBI, MS-ISAC, local government, other state governments, K-12 and higher education schools, fortune 500 companies, and small businesses. There were 128 survey submissions, 35% of the survey pool.

How often do you interact with OCS?



How well do we meet your agency/org's needs?



PROGRAM DESCRIPTION

Department Office of Administration - Information Technology Services Division

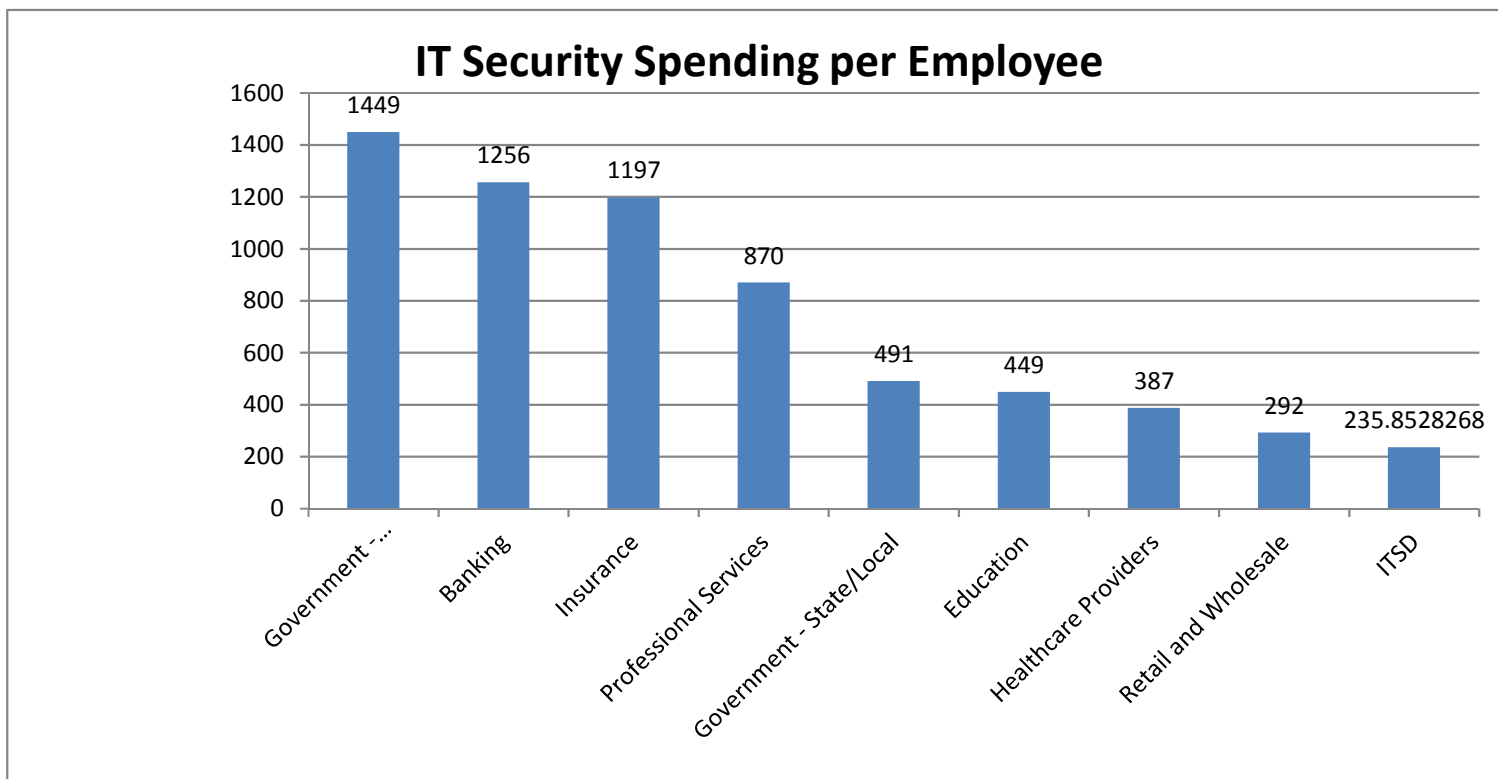
HB Section(s): 5.020

Program Name Office of Cyber Security

Program is found in the following core budget(s): OA-ITSD

Knowing the victim rate through end-user awareness assessments and tracking blocked advanced threats that would have made it to the end-user, OCS has calculated that various protection controls save over 400 hours each month. This calculation factors in the end-user downtime that would have occurred during clean-up and the level of OCS/IT effort to investigate and re-image the machine.

IT Security Spending per Employee - the consolidation of IT resources allows ITSD to maximize spending on cyber security initiatives, keeping the cost per employee low compared to other industries and the national average for State and Local governments.



PROGRAM DESCRIPTION

Department Office of Administration - Information Technology Services Division









HB Section(s): 5.020









Program Name Office of Cyber Security

Program is found in the following core budget(s): OA-ITSD

Third Party Continuous Security Monitoring

OCS recently selected a platform that rates an organization's security effectiveness on a daily basis using a data-driven, outside-in approach. The platform rates organizations using a credit reporting scale. OCS has only had access to the platform for two days prior to the writing of this document and has been working with the platform vendor to perfect what external assets truly belong to the State of Missouri. The score for the State of Missouri reflected below will greatly increase once asset perfection has taken place. Other states shown below were selected because of their security program maturity, geographical proximity to Missouri, or similar-size in government/population.

Company	Trend	Rating
 Commonwealth of Pennsylvania		620
 State of Indiana		590
 State of Michigan		660
 State of Missouri		730

Company	Trend	Rating
 State of Arkansas		300
 State of Kansas		610
 State of Minnesota		390
 State of Ohio		580

*Security ratings provided by BitSight.

7c. Provide the number of clients/individuals served, if applicable.

Approximately 40,000 consolidated end-users receive all of OCS' services. Another 10,000 non-consolidated users receive some of OCS' services. OCS is involved in projects delivered by 14 executive branch agencies and has a significant role in protecting the data on 6m residents.

The number of clients/individuals served does not fluctuate significantly from year to year.

PROGRAM DESCRIPTION

Department Office of Administration - Information Technology Services Division

HB Section(s): 5.020

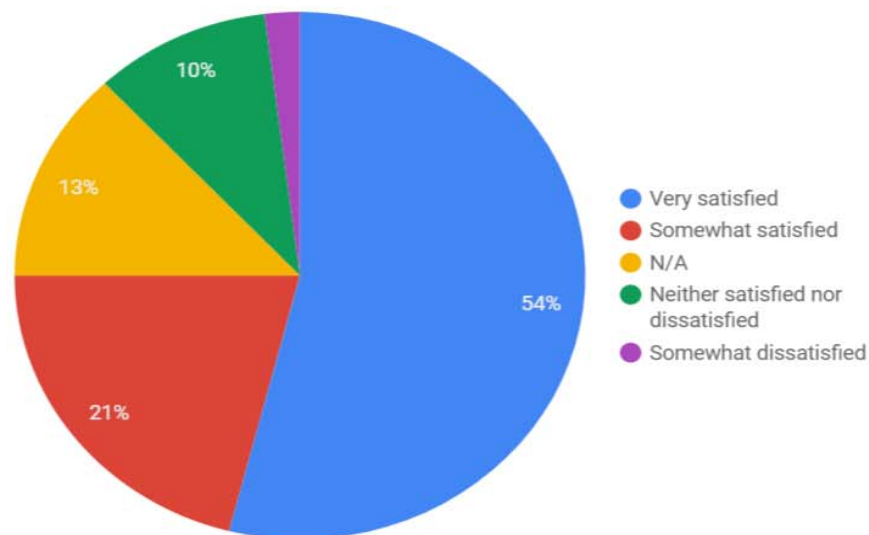
Program Name Office of Cyber Security

Program is found in the following core budget(s): OA-ITSD

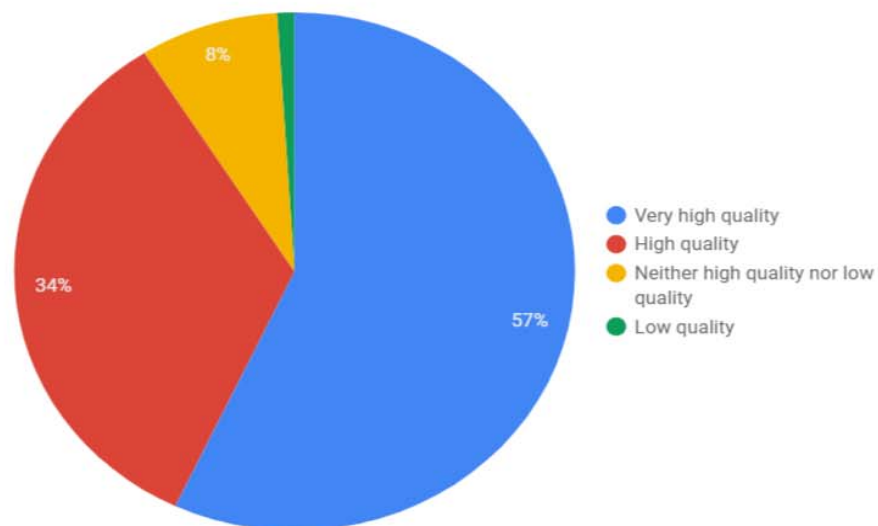
7d. Provide a customer satisfaction measure, if available.

For the period August 23rd through August 28th 2017, OCS surveyed 369 state government (consolidated and non-consolidated) and external partners. External partners consist of US DHS, FBI, MS-ISAC, local government, other state governments, K-12 and higher education schools, fortune 500 companies, and small businesses. There were 128 survey submissions, 35% of the survey pool.

How satisfied are you with OCS?



How would you rate the quality of our work?



OA REPORT 9 FY 2019 GOVERNOR REC

DECISION ITEM SUMMARY

Budget Unit								
Decision Item	FY 2017	FY 2017	FY 2018	FY 2018	FY 2019	FY 2019	FY 2019	FY 2019
Budget Object Summary	ACTUAL	ACTUAL	BUDGET	BUDGET	DEPT REQ	DEPT REQ	GOV REC	GOV REC
Fund	DOLLAR	FTE	DOLLAR	FTE	DOLLAR	FTE	DOLLAR	FTE
SAM II REPLACEMENT								
SAM II REPLACEMENT - 1300022								
EXPENSE & EQUIPMENT								
GENERAL REVENUE	0	0.00	0	0.00	0	0.00	10,000,000	0.00
TOTAL - EE	0	0.00	0	0.00	0	0.00	10,000,000	0.00
TOTAL	0	0.00	0	0.00	0	0.00	10,000,000	0.00
GRAND TOTAL	\$0	0.00	\$0	0.00	\$0	0.00	\$10,000,000	0.00

NEW DECISION ITEM

RANK: 5

Department Office of Administration	Budget Unit 30640C
Division Information Technology Services Division	
Enterprise Resource Planning (ERP) Replacement DI# 130022	HB Section 5.045

1. AMOUNT OF REQUEST

	FY 2019 Budget Request				E
	GR	Federal	Other	Total	
PS	0	0	0	0	
EE	0	0	0	0	
PSD	0	0	0	0	
TRF	0	0	0	0	
Total	0	0	0	0	
FTE	0.00	0.00	0.00	0.00	

	FY 2019 Governor's Recommendation				E
	GR	Federal	Other	Total	
PS	0	0	0	0	
EE	10,000,000	0	0	10,000,000	
PSD	0	0	0	0	
TRF	0	0	0	0	
Total	10,000,000	0	0	10,000,000	
FTE	0.00	0.00	0.00	0.00	

Est. Fringe	0	0	0	0
--------------------	---	---	---	---

Note: Fringes budgeted in House Bill 5 except for certain fringes budgeted directly to MoDOT, Highway Patrol, and Conservation.

Est. Fringe	0	0	0	0
--------------------	---	---	---	---

Note: Fringes budgeted in House Bill 5 except for certain fringes budgeted directly to MoDOT, Highway Patrol, and Conservation.

Other Funds:

Other Funds:

2. THIS REQUEST CAN BE CATEGORIZED AS:

<input type="checkbox"/> New Legislation	<input type="checkbox"/> New Program	<input type="checkbox"/> Fund Switch
<input type="checkbox"/> Federal Mandate	<input type="checkbox"/> Program Expansion	<input type="checkbox"/> Cost to Continue
<input type="checkbox"/> GR Pick-Up	<input type="checkbox"/> Space Request	<input type="checkbox"/> Equipment Replacement
<input type="checkbox"/> Pay Plan	<input checked="" type="checkbox"/> Other: <u>Replacement of existing legacy ERP</u>	

NEW DECISION ITEM

RANK: 5

Department Office of Administration	Budget Unit 30640C
Division Information Technology Services Division	
Enterprise Resource Planning (ERP) Replacement DI# 1300022	HB Section 5.045

3. WHY IS THIS FUNDING NEEDED? PROVIDE AN EXPLANATION FOR ITEMS CHECKED IN #2. INCLUDE THE FEDERAL OR STATE STATUTORY OR CONSTITUTIONAL AUTHORIZATION FOR THIS PROGRAM.

This funding is necessary to replace SAM II, the State's legacy Enterprise Resource Planning (ERP) system that was implemented in 2000. The system is critical and supportive to all segments of State government. All payments from the State Treasury touch SAMII. Critical components with statewide impact include: Employee payroll processing, vendor payment processing, statewide budgeting, budget and cash controls, annual tax reporting (W2s and 1099s) capital asset tracking, data warehouse capabilities, and federal grant tracking. A new ERP is critical to support basic data analysis and fact-based decision making on topics such as workforce strategy, program budgeting, and procurement. Our current SAM II system poses a significant operational risk to the functioning of the government. SAM II is written in COBOL, the staff with knowledge to support the system are dwindling both at the State and at the Contractor. Few changes are possible with the exception of required annual patches to produce yearend tax forms. Maintenance payments are increasing annually while the support is continuing to decline from the Contractor as their knowledgeable retire. The risk of key State staff retiring continues to increase. Coding techniques have changed and there are components of the core modules that can only be assembled in a compiler that is 2 versions behind today's standard. This adds significant future risk of not being able to essentially modify this code even if statutory or other necessary changes are required. SAM II is a critical enterprise-wide system for bonds, vendors, payroll and payment controls.

This ERP system would be bid via the State's RFP process. Without specifically allocated funding, bidding a system this large would not result in an awardable contract due to lack of appropriations.

4. DESCRIBE THE DETAILED ASSUMPTIONS USED TO DERIVE THE SPECIFIC REQUESTED AMOUNT. (How did you determine that the requested number of FTE were appropriate? From what source or standard did you derive the requested levels of funding? Were alternatives such as outsourcing or automation considered? If based on new legislation, does request tie to TAFP fiscal note? If not, explain why. Detail which portions of the request are one-times and how those amounts were calculated.)

Most estimates of cost are at least \$100 million for an ERP replacement with at least a 10 year estimated life. This estimate is based on assumed subscription costs for software as a service (SaaS), web-based architecture. Moving to a SaaS, web-based architecture is standard best practice in both the private sector and government sectors. One major advantage of a subscription based model is that the service is updated continually to capture new capabilities and best practices, rather than being relatively static and inflexible as is our current, outdated on premise SAM II. Additionally, in a SaaS solution, the Contractor is responsible for all maintenance and hosting costs (i.e. data center costs). The State would pay an annual subscription fee for access/use of the system (while at all times owning any data in the system). These are long term partnerships. Instead of a budget request for \$100 million in year 1 for the ERP, the budget request would closer resemble \$10 million per year for 10 years. This move would follow industry trends to shift software from being a CAPEX infrastructure investment to more of an ongoing OPEX cost.

NEW DECISION ITEM
RANK: 5

Department Office of Administration	Budget Unit 30640C
Division Information Technology Services Division	
Enterprise Resource Planning (ERP) Replacement DI# 1300022	HB Section 5.045

5. BREAK DOWN THE REQUEST BY BUDGET OBJECT CLASS, JOB CLASS, AND FUND SOURCE. IDENTIFY ONE-TIME COSTS.										
Budget Object Class/Job Class	Dept Req GR DOLLARS	Dept Req GR FTE	Dept Req FED DOLLARS	Dept Req FED FTE	Dept Req OTHER DOLLARS	Dept Req OTHER FTE	Dept Req TOTAL DOLLARS	Dept Req TOTAL FTE	Dept Req One-Time DOLLARS	E
							0			
							0	0.0		
Total PS	0	0.0	0	0.0	0	0.0	0	0.0	0	
							0			
Total EE	0		0		0		0		0	
Program Distributions							0			
Total PSD	0		0		0		0		0	
Transfers							0			
Total TRF	0		0		0		0		0	
Grand Total	0	0.0	0	0.0	0	0.0	0	0.0	0	

NEW DECISION ITEM
RANK: 5

Department Office of Administration										
Division Information Technology Services Division										
Enterprise Resource Planning (ERP) Replacement DI# 1300022										
	Budget Unit <u>30640C</u>									
	HB Section <u>5.045</u>									
Budget Object Class/Job Class	Gov Rec GR DOLLARS	Gov Rec GR FTE	Gov Rec FED DOLLARS	Gov Rec FED FTE	Gov Rec OTHER DOLLARS	Gov Rec OTHER FTE	Gov Rec TOTAL DOLLARS	Gov Rec TOTAL FTE	Gov Rec One-Time DOLLARS	E
							0			
							0	0.0		
Total PS	0	0.0	0	0.0	0	0.0	0	0.0	0	
480 - Computer Equipment	10,000,000		0		0		10,000,000			
							0			
Total EE	10,000,000		0		0		10,000,000		0	
Program Distributions							0			
Total PSD	0		0		0		0		0	
Transfers							0			
Total TRF	0		0		0		0		0	
Grand Total	10,000,000	0.0	0	0.0	0	0.0	10,000,000	0.0	0	

NEW DECISION ITEM

RANK: 5

Department Office of Administration	Budget Unit 30640C
Division Information Technology Services Division	
Enterprise Resource Planning (ERP) Replacement DI# 1300022	HB Section 5.045

6. PERFORMANCE MEASURES (If new decision item has an associated core, separately identify projected performance with & without additional funding.)

6a. Provide an effectiveness measure.

The goal with a new system would be real-time information for management of cash balances, journals and ledgers. It would be a table-driven system which would allow documents, events and business rules to be easily customized for journal postings, document cloning, security and workflow.

The new system could encompass grants management capabilities, allowing some agencies to retire other systems in order to use a single system. More than four disparate systems exist, while some agencies use Microsoft Access and Excel for tracking. A new system would additionally provide performance budgeting capabilities, allowing the capture of justification, goals, objectives and performance measures. It would also include dashboard features.

6b. Provide an efficiency measure.

SaaS is a web-based architecture that would eliminate the need to support the desktop software version. Ideally, this system would be vendor supported, which would allow ITSD to redirect the five current COBOL developers to modernization of other legacy systems supported by ITSD. Technology risks could be mitigated by increased security.

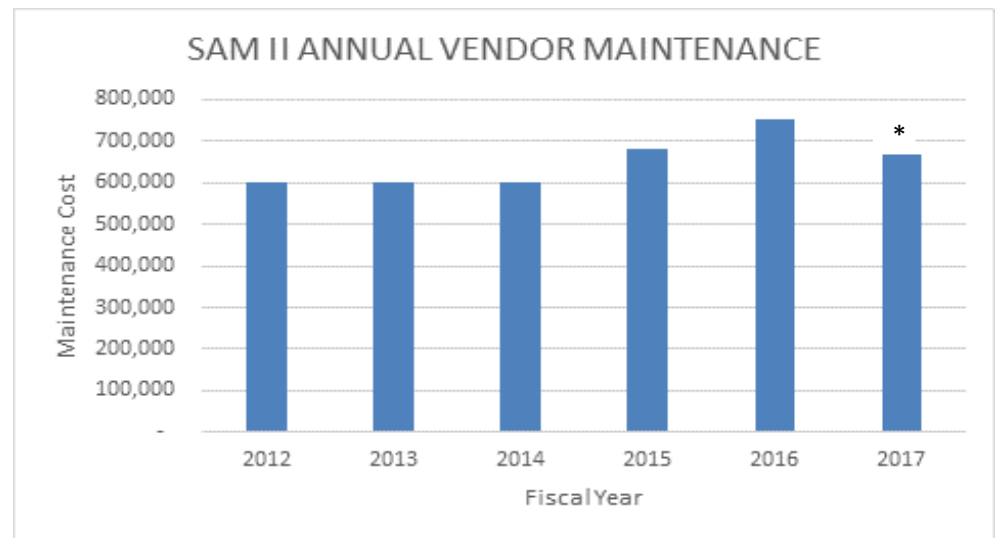
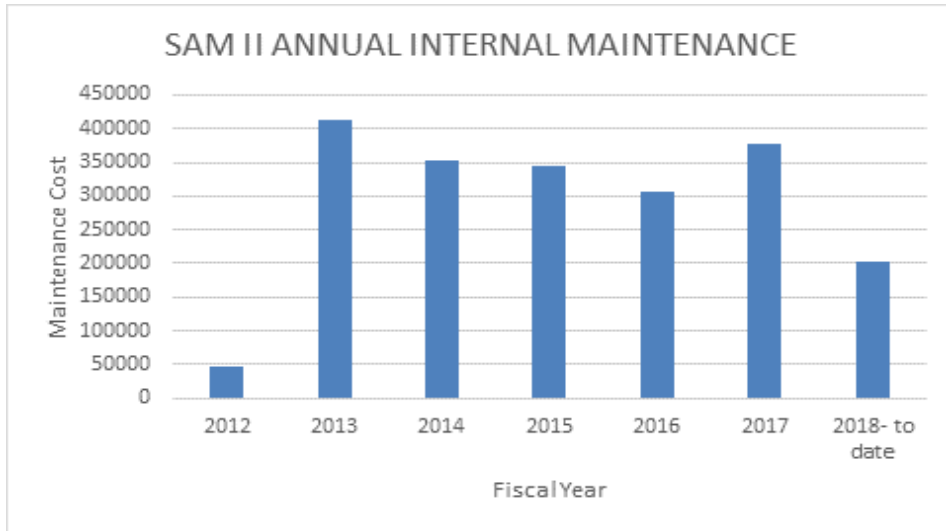
A new, robust system could eliminate agency specific systems for grants management, more detailed budgeting, etc. Based off our request to other agencies, a new system could avoid spending over an estimated \$10 million on new or replacement disparate systems to track grants, training, timekeeping, employment applications, inventory, professional development, etc.

NEW DECISION ITEM

RANK: 5

Department Office of Administration	Budget Unit 30640C
Division Information Technology Services Division	
Enterprise Resource Planning (ERP) Replacement DI# 130022	HB Section 5.045

6b. Provide an efficiency measure.



* Due to the current vendor maximizing allowable increases on the contract, the State discontinued vendor maintenance for the budgeting module of SAMII (BRASS) in 2017. This eliminated \$161K in support costs and if this had not been done, the vendor maintenance for FY2017 would have exceeded \$800K. The State must continue paying vendor maintenance for the other portions of the ERP system due to annual system updates to vital tax information.

6c. Provide the number of clients/individuals served, if applicable.

SAM II has 2900 financial users, 1653 HR users and processes payroll statewide. Additionally, our vendor community is tied to SAM II as well as Missouri BUYS.

6d. Provide a customer satisfaction measure, if available.

Customer satisfaction would primarily come from the end-users of the system. We do not have a metric at this time, but would perform a survey after migration to the new system. It would be a goal of system implementation for a seamless transition for vendors and state employees who receive payment from the State's

7. STRATEGIES TO ACHIEVE THE PERFORMANCE MEASUREMENT TARGETS:

ITSD and Accounting will work with state agencies to draft the RFP for the ERP system to encompass requirements in order to achieve specific performance measurements related to the project.

OA REPORT 10 FY 2019 GOVERNOR REC

DECISION ITEM DETAIL

Budget Unit	FY 2017	FY 2017	FY 2018	FY 2018	FY 2019	FY 2019	FY 2019	FY 2019
Decision Item	ACTUAL	ACTUAL	BUDGET	BUDGET	DEPT REQ	DEPT REQ	GOV REC	GOV REC
Budget Object Class	DOLLAR	FTE	DOLLAR	FTE	DOLLAR	FTE	DOLLAR	FTE
SAM II REPLACEMENT								
SAM II REPLACEMENT - 1300022								
PROFESSIONAL SERVICES	0	0.00	0	0.00	0	0.00	10,000,000	0.00
TOTAL - EE	0	0.00	0	0.00	0	0.00	10,000,000	0.00
GRAND TOTAL	\$0	0.00	\$0	0.00	\$0	0.00	\$10,000,000	0.00
GENERAL REVENUE	\$0	0.00	\$0	0.00	\$0	0.00	\$10,000,000	0.00
FEDERAL FUNDS	\$0	0.00	\$0	0.00	\$0	0.00	\$0	0.00
OTHER FUNDS	\$0	0.00	\$0	0.00	\$0	0.00	\$0	0.00

OA REPORT 9 FY 2019 GOVERNOR REC

DECISION ITEM SUMMARY

Budget Unit								
Decision Item	FY 2017	FY 2017	FY 2018	FY 2018	FY 2019	FY 2019	FY 2019	FY 2019
Budget Object Summary	ACTUAL	ACTUAL	BUDGET	BUDGET	DEPT REQ	DEPT REQ	GOV REC	GOV REC
Fund	DOLLAR	FTE	DOLLAR	FTE	DOLLAR	FTE	DOLLAR	FTE
PERSONNEL - OPERATING								
CORE								
PERSONAL SERVICES								
GENERAL REVENUE	2,713,202	60.24	2,803,711	65.97	2,737,740	64.97	2,737,740	64.97
OA REVOLVING ADMINISTRATIVE TR	100,997	2.25	179,431	4.00	179,431	4.00	179,431	4.00
MO REVOLVING INFO TECH TRUST	83,136	2.92	93,023	3.00	93,023	3.00	93,023	3.00
TOTAL - PS	2,897,335	65.41	3,076,165	72.97	3,010,194	71.97	3,010,194	71.97
EXPENSE & EQUIPMENT								
GENERAL REVENUE	88,618	0.00	91,646	0.00	86,146	0.00	58,146	0.00
OA REVOLVING ADMINISTRATIVE TR	162,358	0.00	471,489	0.00	471,489	0.00	471,489	0.00
MO REVOLVING INFO TECH TRUST	2,030	0.00	3,600	0.00	3,600	0.00	3,600	0.00
TOTAL - EE	253,006	0.00	566,735	0.00	561,235	0.00	533,235	0.00
TOTAL	3,150,341	65.41	3,642,900	72.97	3,571,429	71.97	3,543,429	71.97
Pay Plan - 0000012								
PERSONAL SERVICES								
GENERAL REVENUE	0	0.00	0	0.00	0	0.00	32,481	0.00
OA REVOLVING ADMINISTRATIVE TR	0	0.00	0	0.00	0	0.00	1,950	0.00
MO REVOLVING INFO TECH TRUST	0	0.00	0	0.00	0	0.00	1,950	0.00
TOTAL - PS	0	0.00	0	0.00	0	0.00	36,381	0.00
TOTAL	0	0.00	0	0.00	0	0.00	36,381	0.00
Cost Redux & Citizen Service - 1300025								
PERSONAL SERVICES								
GENERAL REVENUE	0	0.00	0	0.00	0	0.00	200,000	0.00
TOTAL - PS	0	0.00	0	0.00	0	0.00	200,000	0.00
TOTAL	0	0.00	0	0.00	0	0.00	200,000	0.00
Lean Efficiency Program - 1300026								
EXPENSE & EQUIPMENT								
GENERAL REVENUE	0	0.00	0	0.00	0	0.00	700,000	0.00
TOTAL - EE	0	0.00	0	0.00	0	0.00	700,000	0.00
TOTAL	0	0.00	0	0.00	0	0.00	700,000	0.00

1/16/18 14:06

im_disummary

OA REPORT 9 FY 2019 GOVERNOR REC

DECISION ITEM SUMMARY

Budget Unit								
Decision Item	FY 2017	FY 2017	FY 2018	FY 2018	FY 2019	FY 2019	FY 2019	FY 2019
Budget Object Summary	ACTUAL	ACTUAL	BUDGET	BUDGET	DEPT REQ	DEPT REQ	GOV REC	GOV REC
Fund	DOLLAR	FTE	DOLLAR	FTE	DOLLAR	FTE	DOLLAR	FTE
PERSONNEL - OPERATING								
MO Leaders in Management Prog - 1300027								
PERSONAL SERVICES								
GENERAL REVENUE	0	0.00	0	0.00	0	0.00	195,000	3.00
TOTAL - PS	0	0.00	0	0.00	0	0.00	195,000	3.00
EXPENSE & EQUIPMENT								
GENERAL REVENUE	0	0.00	0	0.00	0	0.00	25,206	0.00
TOTAL - EE	0	0.00	0	0.00	0	0.00	25,206	0.00
TOTAL	0	0.00	0	0.00	0	0.00	220,206	3.00
Reward for Performance Transfo - 1300028								
EXPENSE & EQUIPMENT								
GENERAL REVENUE	0	0.00	0	0.00	0	0.00	2,915,000	0.00
TOTAL - EE	0	0.00	0	0.00	0	0.00	2,915,000	0.00
TOTAL	0	0.00	0	0.00	0	0.00	2,915,000	0.00
GRAND TOTAL	\$3,150,341	65.41	\$3,642,900	72.97	\$3,571,429	71.97	\$7,615,016	74.97

CORE DECISION ITEM

Department	Office of Administration	Budget Unit	30809
Division	Personnel		
Core	Operating	HB Section	5.035

1. CORE FINANCIAL SUMMARY

	FY 2019 Budget Request						FY 2019 Governor's Recommendation				
	GR	Federal	Other	Total	E		GR	Federal	Other	Total	E
PS	2,737,740	0	272,454	3,010,194		PS	2,737,740	0	272,454	3,010,194	
EE	86,146	0	475,089	561,235		EE	58,146	0	475,089	533,235	
PSD	0	0	0	0		PSD	0	0	0	0	
TRF	0	0	0	0		TRF	0	0	0	0	
Total	2,823,886	0	747,543	3,571,429		Total	2,795,886	0	747,543	3,543,429	
FTE	64.97	0.00	7.00	71.97		FTE	64.97	0.00	7.00	71.97	

Est. Fringe	1,514,005	0	156,435	1,670,440
--------------------	-----------	---	---------	-----------

Note: Fringes budgeted in House Bill 5 except for certain fringes budgeted directly to MoDOT, Highway Patrol, and Conservation.

Est. Fringe	1,514,005	0	156,435	1,670,440
--------------------	-----------	---	---------	-----------

Note: Fringes budgeted in House Bill 5 except for certain fringes budgeted directly to MoDOT, Highway Patrol, and Conservation.

Other Funds: OA Revolving Administrative Trust Fund (0505)
MO Revolving Information Technology Trust Fund (0980)

Other Funds: OA Revolving Administrative Trust Fund (0505)
MO Revolving Information Technology Trust Fund (0980)

2. CORE DESCRIPTION

The Division of Personnel assists all branches of state government by providing an effective and efficient statewide human resource (HR) management function, as well as guidance in several areas. Along with the Division of Personnel (DOP), the Personnel Advisory Board (PAB) is responsible for the operation of the Missouri Merit System, the Uniform Classification and Pay (UCP) System and other HR management functions established by Chapter 36, RSMo. The director of DOP and other division employees act as staff to the PAB in its oversight and rulemaking responsibilities. The four major sections of the Division are as follows:

The Employee Services section develops and maintains class/job specifications for agencies covered by the UCP System; ensures UCP positions are allocated to the appropriate job classes based upon assigned duties and responsibilities, and maintains position history; promotes, through a variety of methods, employment with the State of Missouri; reviews the credentials of applicants for Merit System employment; develops Merit System eligibility and rating devices used by applicants for self-assessment through the Electronic Application System (EASE); provides class matches in response to survey requests; and coordinates job posting website for State employment opportunities and opens related Merit registers.

The Pay, Leave and Reporting section provides information on the UCP System pay plan; interprets policies on pay, leave, and hours of work; provides assistance with the SAM II HR/Payroll System and other human resources related systems; maintains registers of people from which agencies can select for Merit System jobs; and ensures personnel transactions are in compliance with Chapter 36, RSMo.

The Center for Management and Professional Development develops and delivers statewide leadership and interpersonal communication training programs as well as computer and technical training programs for state agencies and private sector organizations; administers a variety of statewide recognition programs and the Missouri Relies on Everyone (MoRE) Statewide Employee Suggestion System; coordinates the WeSave employee discount program, and receives/posts savings offers to the new Employee Discount Website.

The Human Resources Service Center (HRSC) provides administration of human resources by providing a single point of contact for Office of Administration management and employees to obtain consistent responses to human resources situations and issues. Within this section, the state operators provide responses to questions from the general public.

CORE DECISION ITEM

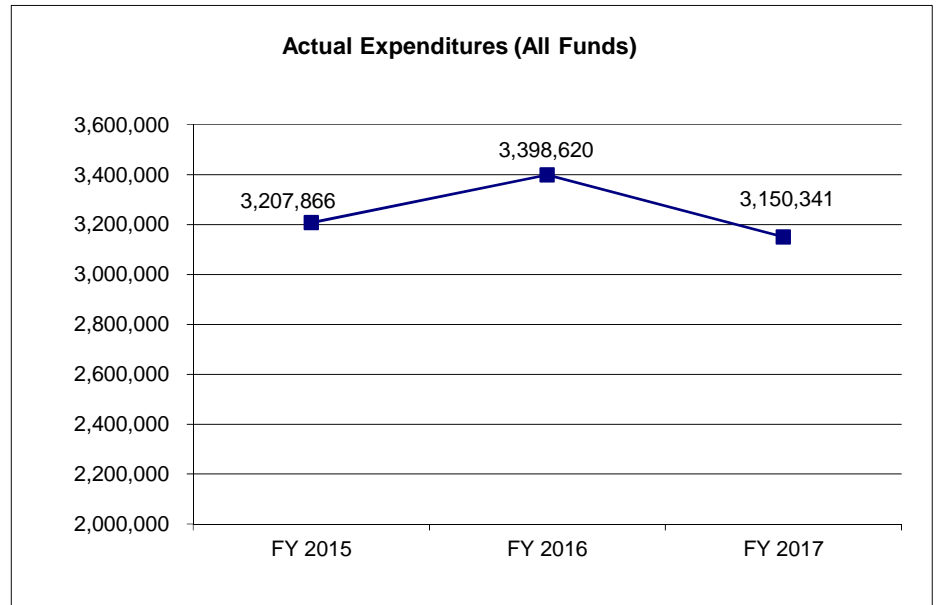
Department	Office of Administration	Budget Unit	30809
Division	Personnel		
Core	Operating	HB Section	5.035

3. PROGRAM LISTING (list programs included in this core funding)

Employee Services Pay
 Leave and Reporting
 Center for Management and Professional Development

4. FINANCIAL HISTORY

	FY 2015 Actual	FY 2016 Actual	FY 2017 Actual	FY 2018 Current Yr.
Appropriation (All Funds)	3,580,304	3,884,698	3,645,057	3,642,900
Less Reverted (All Funds)	(85,185)	(94,275)	(86,925)	N/A
Less Restricted (All Funds)	0	0	0	N/A
Budget Authority (All Funds)	3,495,119	3,790,423	3,558,132	N/A
Actual Expenditures (All Funds)	3,207,866	3,398,620	3,150,341	N/A
Unexpended (All Funds)	287,253	391,803	407,791	N/A
Unexpended, by Fund:				
General Revenue	64,440	52,200	8,769	N/A
Federal	0	0	0	N/A
Other	222,813	339,603	399,022	N/A



Reverted includes the statutory three-percent reserve amount (when applicable).
 Restricted includes any Governor's Expenditure Restrictions which remained at the end of the fiscal year (when applicable).

NOTES:

CORE RECONCILIATION DETAIL

**STATE
PERSONNEL - OPERATING**

5. CORE RECONCILIATION DETAIL

	Budget Class	FTE	GR	Federal	Other	Total	Explanation
TAFP AFTER VETOES							
	PS	72.97	2,803,711	0	272,454	3,076,165	
	EE	0.00	91,646	0	475,089	566,735	
	Total	72.97	2,895,357	0	747,543	3,642,900	
DEPARTMENT CORE ADJUSTMENTS							
Transfer Out	918 0187 PS	0.00	(1,356)	0	0	(1,356)	Transfer to HB 12-Gov Office
Core Reallocation	699 0187 PS	(1.00)	(64,615)	0	0	(64,615)	Reallocating resources and experience within OA.
Core Reallocation	699 0189 EE	0.00	(5,500)	0	0	(5,500)	Reallocating resources and experience within OA.
	NET DEPARTMENT CHANGES	(1.00)	(71,471)	0	0	(71,471)	
DEPARTMENT CORE REQUEST							
	PS	71.97	2,737,740	0	272,454	3,010,194	
	EE	0.00	86,146	0	475,089	561,235	
	Total	71.97	2,823,886	0	747,543	3,571,429	
GOVERNOR'S ADDITIONAL CORE ADJUSTMENTS							
Core Reduction	1884 0189 EE	0.00	(28,000)	0	0	(28,000)	
	NET GOVERNOR CHANGES	0.00	(28,000)	0	0	(28,000)	
GOVERNOR'S RECOMMENDED CORE							
	PS	71.97	2,737,740	0	272,454	3,010,194	
	EE	0.00	58,146	0	475,089	533,235	
	Total	71.97	2,795,886	0	747,543	3,543,429	

FLEXIBILITY REQUEST FORM

BUDGET UNIT NUMBER: 30809	DEPARTMENT: Office of Administration
BUDGET UNIT NAME: Personnel	
HOUSE BILL SECTION: 5.050	DIVISION: Personnel

1. Provide the amount by fund of personal service flexibility and the amount by fund of expense and equipment flexibility you are requesting in dollar and percentage terms and explain why the flexibility is needed. If flexibility is being requested among divisions, provide the amount by fund of flexibility you are requesting in dollar and percentage terms and explain why the flexibility is needed.

DEPARTMENT REQUEST

The Division of Personnel requests a 10% flexibility for FY 2019, of Personal Services and Expense/Equipment be approved. The flexibility would allow the Division of Personnel to effectively manage responsibilities and resources.

2. Estimate how much flexibility will be used for the budget year. How much flexibility was used in the Prior Year Budget and the Current Year Budget? Please specify the amount.

PRIOR YEAR ACTUAL AMOUNT OF FLEXIBILITY USED	CURRENT YEAR ESTIMATED AMOUNT OF FLEXIBILITY THAT WILL BE USED	BUDGET REQUEST ESTIMATED AMOUNT OF FLEXIBILITY THAT WILL BE USED
None	None	10% flexibility is being requested for FY 2019.

3. Please explain how flexibility was used in the prior and/or current years.

PRIOR YEAR EXPLAIN ACTUAL USE	CURRENT YEAR EXPLAIN PLANNED USE
None	The flexibility of the appropriations will allow the Division of Personnel to effectively manage resources.

OA REPORT 10 FY 2019 GOVERNOR REC

DECISION ITEM DETAIL

Budget Unit	FY 2017	FY 2017	FY 2018	FY 2018	FY 2019	FY 2019	FY 2019	FY 2019
Decision Item	ACTUAL	ACTUAL	BUDGET	BUDGET	DEPT REQ	DEPT REQ	GOV REC	GOV REC
Budget Object Class	DOLLAR	FTE	DOLLAR	FTE	DOLLAR	FTE	DOLLAR	FTE
PERSONNEL - OPERATING								
CORE								
SR OFC SUPPORT ASST (CLERICAL)	3,488	0.12	93,023	3.00	93,023	3.00	93,023	3.00
ADMIN OFFICE SUPPORT ASSISTANT	33,819	1.00	33,118	1.00	34,118	1.00	34,118	1.00
OFFICE SUPPORT ASSISTANT	0	0.00	1	0.00	1	0.00	1	0.00
SR OFFICE SUPPORT ASSISTANT	253,302	8.86	187,520	7.00	187,520	7.97	187,520	7.97
PERSONNEL OFFICER	47,965	1.00	50,000	1.00	50,000	1.00	50,000	1.00
PERSONNEL OFCR II	0	0.00	293	0.00	293	0.00	293	0.00
HUMAN RELATIONS OFCR I	46,954	1.00	46,744	1.00	49,744	1.00	49,744	1.00
PERSONNEL ANAL I	96,073	3.05	229,442	5.00	87,972	2.00	87,972	2.00
PERSONNEL ANAL II	449,608	10.95	350,078	9.00	491,548	12.00	491,548	12.00
PERSONNEL ANAL III	563,403	11.38	542,121	11.00	542,121	11.00	542,121	11.00
PERSONNEL ANAL IV	168,489	3.00	168,842	3.00	168,842	3.00	168,842	3.00
RESEARCH ANAL IV	36,037	0.79	49,370	1.00	48,014	1.00	48,014	1.00
PUBLIC INFORMATION SPEC I	0	0.00	43,288	1.00	60,288	1.00	60,288	1.00
PUBLIC INFORMATION COOR	8,911	0.21	0	0.00	0	0.00	0	0.00
STAFF TRAINING & DEV COOR	0	0.00	170	0.00	170	0.00	170	0.00
TRAINING TECH I	0	0.00	257	0.00	257	0.00	257	0.00
TRAINING TECH II	0	0.00	44,003	1.00	44,003	1.00	44,003	1.00
TRAINING TECH III	115,333	2.49	139,227	3.00	121,967	3.00	121,967	3.00
EXECUTIVE I	0	0.00	218	0.00	218	0.00	218	0.00
MANAGEMENT ANALYSIS SPEC II	52,511	0.98	52,200	1.00	43,060	1.00	43,060	1.00
PERSONNEL CLERK	242,509	8.02	268,916	9.00	276,916	9.00	276,916	9.00
FISCAL & ADMINISTRATIVE MGR B1	53,642	1.00	50,869	1.00	54,869	1.00	54,869	1.00
FISCAL & ADMINISTRATIVE MGR B2	1,506	0.02	0	0.00	0	0.00	0	0.00
HUMAN RESOURCES MGR B1	181,701	3.00	171,552	3.00	116,937	2.00	116,937	2.00
HUMAN RESOURCES MGR B2	0	0.00	1	0.00	1	0.00	1	0.00
HUMAN RESOURCES MGR B3	206,823	2.64	237,041	3.00	237,041	3.00	237,041	3.00
OFFICE OF ADMINISTRATION MGR 1	0	0.00	337	0.00	337	0.00	337	0.00
OFFICE OF ADMINISTRATION MGR 2	59,998	1.00	60,303	1.00	60,303	1.00	60,303	1.00
DIVISION DIRECTOR	111,043	1.13	96,781	1.00	96,781	1.00	96,781	1.00
DESIGNATED PRINCIPAL ASST DIV	1,002	0.01	0	0.00	0	0.00	0	0.00
LEGAL COUNSEL	4,407	0.06	0	0.00	0	0.00	0	0.00
BOARD MEMBER	9,919	0.05	15,989	1.00	15,989	1.00	15,989	1.00

OA REPORT 10 FY 2019 GOVERNOR REC

DECISION ITEM DETAIL

Budget Unit	FY 2017	FY 2017	FY 2018	FY 2018	FY 2019	FY 2019	FY 2019	FY 2019
Decision Item	ACTUAL	ACTUAL	BUDGET	BUDGET	DEPT REQ	DEPT REQ	GOV REC	GOV REC
Budget Object Class	DOLLAR	FTE	DOLLAR	FTE	DOLLAR	FTE	DOLLAR	FTE
PERSONNEL - OPERATING								
CORE								
MISCELLANEOUS TECHNICAL	39,743	1.28	22,000	3.00	22,000	3.00	22,000	3.00
MISCELLANEOUS PROFESSIONAL	11,685	0.25	0	0.00	0	0.00	0	0.00
SPECIAL ASST PROFESSIONAL	88,238	1.44	106,861	2.00	105,861	2.00	105,861	2.00
EXAMINATION MONITOR	9,226	0.68	15,600	0.97	0	0.00	0	0.00
TOTAL - PS	2,897,335	65.41	3,076,165	72.97	3,010,194	71.97	3,010,194	71.97
TRAVEL, IN-STATE	7,740	0.00	16,499	0.00	8,499	0.00	4,499	0.00
TRAVEL, OUT-OF-STATE	4,716	0.00	1	0.00	1	0.00	1	0.00
SUPPLIES	24,983	0.00	61,400	0.00	56,400	0.00	44,400	0.00
PROFESSIONAL DEVELOPMENT	10,369	0.00	27,450	0.00	30,450	0.00	29,450	0.00
COMMUNICATION SERV & SUPP	23,964	0.00	29,250	0.00	29,250	0.00	27,250	0.00
PROFESSIONAL SERVICES	23,943	0.00	114,903	0.00	120,903	0.00	116,903	0.00
M&R SERVICES	8,519	0.00	7,850	0.00	10,850	0.00	9,850	0.00
OFFICE EQUIPMENT	3,603	0.00	14,100	0.00	13,100	0.00	10,100	0.00
OTHER EQUIPMENT	890	0.00	9,250	0.00	9,250	0.00	8,750	0.00
BUILDING LEASE PAYMENTS	3,555	0.00	2,900	0.00	2,900	0.00	2,900	0.00
EQUIPMENT RENTALS & LEASES	0	0.00	1,000	0.00	1,000	0.00	1,000	0.00
MISCELLANEOUS EXPENSES	1,839	0.00	3,326	0.00	2,826	0.00	2,326	0.00
REBILLABLE EXPENSES	138,885	0.00	278,806	0.00	275,806	0.00	275,806	0.00
TOTAL - EE	253,006	0.00	566,735	0.00	561,235	0.00	533,235	0.00
GRAND TOTAL	\$3,150,341	65.41	\$3,642,900	72.97	\$3,571,429	71.97	\$3,543,429	71.97
GENERAL REVENUE	\$2,801,820	60.24	\$2,895,357	65.97	\$2,823,886	64.97	\$2,795,886	64.97
FEDERAL FUNDS	\$0	0.00	\$0	0.00	\$0	0.00	\$0	0.00
OTHER FUNDS	\$348,521	5.17	\$747,543	7.00	\$747,543	7.00	\$747,543	7.00

NEW DECISION ITEM
RANK: 5

Department Office of Administration	Budget Unit <u>30809</u>
Division Personnel	
Cost reduction and citizen service improvement challenge DI# 1300025	HB Section <u>5.050</u>

1. AMOUNT OF REQUEST

FY 2019 Budget Request					FY 2019 Governor's Recommendation						
	GR	Federal	Other	Total	E		GR	Federal	Other	Total	E
PS	0	0	0	0	0	PS	200,000	0	0	200,000	
EE	0	0	0	0	0	EE	0	0	0	0	
PSD	0	0	0	0	0	PSD	0	0	0	0	
TRF	0	0	0	0	0	TRF	0	0	0	0	
Total	<u>0</u>	<u>0</u>	<u>0</u>	<u>0</u>	<u>0</u>	Total	<u>200,000</u>	<u>0</u>	<u>0</u>	<u>200,000</u>	
FTE	0.00	0.00	0.00	0.00	0.00	FTE	0.00	0.00	0.00	0.00	
Est. Fringe	<u>0</u>	<u>0</u>	<u>0</u>	<u>0</u>	<u>0</u>	Est. Fringe	<u>59,400</u>	<u>0</u>	<u>0</u>	<u>59,400</u>	
<i>Note: Fringes budgeted in House Bill 5 except for certain fringes budgeted directly to MoDOT, Highway Patrol, and Conservation.</i>						<i>Note: Fringes budgeted in House Bill 5 except for certain fringes budgeted directly to MoDOT, Highway Patrol, and Conservation.</i>					
Other Funds:						Other Funds:					

2. THIS REQUEST CAN BE CATEGORIZED AS:

<input type="checkbox"/> New Legislation	<input checked="" type="checkbox"/> New Program	<input type="checkbox"/> Fund Switch
<input type="checkbox"/> Federal Mandate	<input type="checkbox"/> Program Expansion	<input type="checkbox"/> Cost to Continue
<input type="checkbox"/> GR Pick-Up	<input type="checkbox"/> Space Request	<input type="checkbox"/> Equipment Replacement
<input type="checkbox"/> Pay Plan	<input type="checkbox"/> Other: _____	

NEW DECISION ITEM

RANK: 5

Department Office of Administration	Budget Unit <u>30809</u>
Division Personnel	
Cost reduction and citizen service improvement challenge DI# 1300025	HB Section <u>5.050</u>

3. WHY IS THIS FUNDING NEEDED? PROVIDE AN EXPLANATION FOR ITEMS CHECKED IN #2. INCLUDE THE FEDERAL OR STATE STATUTORY OR CONSTITUTIONAL AUTHORIZATION FOR THIS PROGRAM.

This funding is requested to launch a cost reduction and citizen service improvement competition across all 16 executive departments. Based upon private sector and other governments' experience, incentivizing grassroots improvement programs is a proven way to find creative solutions to important problems. The program is designed, therefore, to incentivize teams of state employees to develop practical innovations to improve the government's efficiency and effectiveness. Under Section 36.030 4 RSMo, the director of the division of personnel shall establish employee recognition programs to encourage all state employees to improve the quality of state services, increase the efficiency of state work operations, and reduce the costs of state programs. The director shall determine reasonable rules and shall provide reasonable standards for determining the monetary awards, not to exceed five thousand dollars, under the employee suggestion system. Awards shall be made from funds appropriated for this purpose.

The program will involve quarterly competitions or "challenges." Teams will be invited to develop recommendations to improve government performance. Their submissions will be reviewed and a winning team selected. Each member of the winning team will receive a plaque and up to \$500 cash incentive (no more than \$5000 total for a team). The team will also receive up to \$45,000 to implement their new improvement ideas. Benefits are derived through the creation of the new ideas to improve government performance, while the program will incentivize employees to learn new skills, collaboration in teams, and help foster a new entrepreneurial and performance culture in the state workforce.

4. DESCRIBE THE DETAILED ASSUMPTIONS USED TO DERIVE THE SPECIFIC REQUESTED AMOUNT. (How did you determine that the requested number of FTE were appropriate? From what source or standard did you derive the requested levels of funding? Were alternatives such as outsourcing or automation considered? If based on new legislation, does request tie to TAFP fiscal note? If not, explain why. Detail which portions of the request are one-times and how those amounts were calculated.)

\$45,000 per quarter for the winning team to implement their goal.	\$180,000
\$500 per team member, per quarter (up to 10 team members)	\$20,000

NEW DECISION ITEM
RANK: 5

Department Office of Administration	Budget Unit <u>30809</u>
Division Personnel	
Cost reduction and citizen service improvement challenge <u>DI# 1300025</u>	HB Section <u>5.050</u>

5. BREAK DOWN THE REQUEST BY BUDGET OBJECT CLASS, JOB CLASS, AND FUND SOURCE. IDENTIFY ONE-TIME COSTS.

Budget Object Class/Job Class	Dept Req GR DOLLARS	Dept Req GR FTE	Dept Req FED DOLLARS	Dept Req FED FTE	Dept Req OTHER DOLLARS	Dept Req OTHER FTE	Dept Req TOTAL DOLLARS	Dept Req TOTAL FTE	Dept Req One-Time DOLLARS	E
							0			
							0	0.0		
Total PS	<u>0</u>	<u>0.0</u>	<u>0</u>	<u>0.0</u>	<u>0</u>	<u>0.0</u>	<u>0</u>	<u>0.0</u>	<u>0</u>	
							0			
Total EE	<u>0</u>		<u>0</u>		<u>0</u>		<u>0</u>		<u>0</u>	
Program Distributions							0			
Total PSD	<u>0</u>		<u>0</u>		<u>0</u>		<u>0</u>		<u>0</u>	
Transfers							0			
Total TRF	<u>0</u>		<u>0</u>		<u>0</u>		<u>0</u>		<u>0</u>	
Grand Total	<u>0</u>	<u>0.0</u>	<u>0</u>	<u>0.0</u>	<u>0</u>	<u>0.0</u>	<u>0</u>	<u>0.0</u>	<u>0</u>	

NEW DECISION ITEM
RANK: 5

Department Office of Administration		Budget Unit 30809								
Division Personnel										
Cost reduction and citizen service improvement challenge DI# 1300025		HB Section 5.050								
Budget Object Class/Job Class	Gov Rec GR DOLLARS	Gov Rec GR FTE	Gov Rec FED DOLLARS	Gov Rec FED FTE	Gov Rec OTHER DOLLARS	Gov Rec OTHER FTE	Gov Rec TOTAL DOLLARS	Gov Rec TOTAL FTE	Gov Rec One-Time DOLLARS	E
120 - Other Benefits	200,000						200,000	0.0		
Total PS	200,000	0.0	0	0.0	0	0.0	200,000	0.0	0	
							0			
							0			
							0			
Total EE	0		0		0		0		0	
Program Distributions							0			
Total PSD	0		0		0		0		0	
Transfers							0			
Total TRF	0		0		0		0		0	
Grand Total	200,000	0.0	0	0.0	0	0.0	200,000	0.0	0	

NEW DECISION ITEM

RANK: 5

Department Office of Administration	Budget Unit <u>30809</u>
Division Personnel	
Cost reduction and citizen service improvement challenge DI# 1300025	HB Section <u>5.050</u>

6. PERFORMANCE MEASURES (If new decision item has an associated core, separately identify projected performance with & without additional funding.)

6a. Provide an effectiveness measure.

Workforce impact: We expect the participation by state workforce will increase each year. We will also measure via workforce surveys support for "grassroots" innovation and entrepreneurship.

Project impact: Each project will be required to have its own performance metrics and targets to enable measurement of each programs' impact (e.g., cost reduction targets and timelines).

6b. Provide an efficiency measure.

1. Reduction in costs
2. Improved process efficiencies
3. Improved responsiveness and customer satisfaction (if applicable)

6c. Provide the number of clients/individuals served, if applicable.

Internal "customers" and the Citizens of the State of Missouri will be served by the generation and then implementation of innovative ideas to increase the state government's efficiency and effectiveness .

6d. Provide a customer satisfaction measure, if available.

We intend to survey all teams at the beginning and end of each quarter.

7. STRATEGIES TO ACHIEVE THE PERFORMANCE MEASUREMENT TARGETS:

The combination of public recognition through a statewide competition, modest individual financial incentives, and the opportunity to implement a recommendation will signal commitment to "grassroots" entrepreneurship and support for continuous improvement. This initiative is part of the broader effort to build a performance-based and continuous improvement among the workforce.

OA REPORT 10 FY 2019 GOVERNOR REC

DECISION ITEM DETAIL

Budget Unit	FY 2017	FY 2017	FY 2018	FY 2018	FY 2019	FY 2019	FY 2019	FY 2019
Decision Item	ACTUAL	ACTUAL	BUDGET	BUDGET	DEPT REQ	DEPT REQ	GOV REC	GOV REC
Budget Object Class	DOLLAR	FTE	DOLLAR	FTE	DOLLAR	FTE	DOLLAR	FTE
PERSONNEL - OPERATING								
Cost Redux & Citizen Service - 1300025								
BENEFITS	0	0.00	0	0.00	0	0.00	200,000	0.00
TOTAL - PS	0	0.00	0	0.00	0	0.00	200,000	0.00
GRAND TOTAL	\$0	0.00	\$0	0.00	\$0	0.00	\$200,000	0.00
GENERAL REVENUE	\$0	0.00	\$0	0.00	\$0	0.00	\$200,000	0.00
FEDERAL FUNDS	\$0	0.00	\$0	0.00	\$0	0.00	\$0	0.00
OTHER FUNDS	\$0	0.00	\$0	0.00	\$0	0.00	\$0	0.00

NEW DECISION ITEM
RANK: 5

Department Office of Administration	Budget Unit 30809
Division Personnel	
Lean Efficiency & Cost Reduction Program DI# 1300026	HB Section 5.050

1. AMOUNT OF REQUEST

	FY 2019 Budget Request						FY 2019 Governor's Recommendation				
	GR	Federal	Other	Total	E		GR	Federal	Other	Total	E
PS	0	0	0	0	0	PS	0	0	0	0	
EE	0	0	0	0	0	EE	700,000	0	0	700,000	
PSD	0	0	0	0	0	PSD	0	0	0	0	
TRF	0	0	0	0	0	TRF	0	0	0	0	
Total	0	0	0	0	0	Total	700,000	0	0	700,000	
FTE	0.00	0.00	0.00	0.00	0.00	FTE	0.00	0.00	0.00	0.00	

Est. Fringe	0	0	0	0
--------------------	---	---	---	---

Note: Fringes budgeted in House Bill 5 except for certain fringes budgeted directly to MoDOT, Highway Patrol, and Conservation.

Est. Fringe	0	0	0	0
--------------------	---	---	---	---

Note: Fringes budgeted in House Bill 5 except for certain fringes budgeted directly to MoDOT, Highway Patrol, and Conservation.

Other Funds:

Other Funds:

2. THIS REQUEST CAN BE CATEGORIZED AS:

<input type="checkbox"/> New Legislation	<input checked="" type="checkbox"/>	<input type="checkbox"/> New Program	<input type="checkbox"/> Fund Switch
<input type="checkbox"/> Federal Mandate		<input type="checkbox"/> Program Expansion	<input type="checkbox"/> Cost to Continue
<input type="checkbox"/> GR Pick-Up		<input type="checkbox"/> Space Request	<input type="checkbox"/> Equipment Replacement
<input type="checkbox"/> Pay Plan		<input type="checkbox"/> Other: _____	

3. WHY IS THIS FUNDING NEEDED? PROVIDE AN EXPLANATION FOR ITEMS CHECKED IN #2. INCLUDE THE FEDERAL OR STATE STATUTORY OR CONSTITUTIONAL AUTHORIZATION FOR THIS PROGRAM.

This funding is being requested to launch a program to train a team of best-in-class practitioners in business process redesign. Such a continuous improvement capability does not exist in the state government; it is, however, critical to driving efficiencies and eliminating waste at scale. This program will build a core team with personnel drawn from all 16 executive state departments. The team will be trained in private sector best practices such as Lean and its variant, Lean Six Sigma. These methodologies rely upon team efforts to identify and design solutions to strip waste out of processes while maximizing customer/citizen experience. The team's efforts will be focused on priority projects identified by the Chief Operating Officer, Commissioner of Administration, and the leaders of the executive departments.

NEW DECISION ITEM

RANK: 5

Department Office of Administration	Budget Unit 30809
Division Personnel	
Lean Efficiency & Cost Reduction Program DI# 1300026	HB Section 5.050

4. DESCRIBE THE DETAILED ASSUMPTIONS USED TO DERIVE THE SPECIFIC REQUESTED AMOUNT. (How did you determine that the requested number of FTE were appropriate? From what source or standard did you derive the requested levels of funding? Were alternatives such as outsourcing or automation considered? If based on new legislation, does request tie to TAFP fiscal note? If not, explain why. Detail which portions of the request are one-times and how those amounts were calculated.)

This funding would be used to train 64 team members in its first year: 4 FTE drawn from each of the 16 executive state departments. Team members would attend training programs for professional certification. The initial programs are: Lean Six Sigma Green Belt, Data Analysis for Black Belt, and Lean Six Sigma Black Belt. We have estimated travel expenses at \$3,750 per department and Professional Development at \$10,000 per person, for the 3 Lean Programs. This request would be on-going for 3 years to build a critical mass of experienced practitioners to drive continuous improvement as part of the new management culture. The intention would be that after 3 years, the cost could be reduced to \$100,000 annually at which time our core team could train new members of our workforce with limited external support (e.g., course materials, limited expert instruction).

5. BREAK DOWN THE REQUEST BY BUDGET OBJECT CLASS, JOB CLASS, AND FUND SOURCE. IDENTIFY ONE-TIME COSTS.

Budget Object Class/Job Class	Dept Req GR DOLLARS	Dept Req GR FTE	Dept Req FED DOLLARS	Dept Req FED FTE	Dept Req OTHER DOLLARS	Dept Req OTHER FTE	Dept Req TOTAL DOLLARS	Dept Req TOTAL FTE	Dept Req One-Time DOLLARS	E
							0			
							0	0.0		
Total PS	0	0.0	0	0.0	0	0.0	0	0.0	0	
							0			
							0			
Total EE	0		0		0		0		0	
Program Distributions							0			
Total PSD	0		0		0		0		0	
Transfers							0			
Total TRF	0		0		0		0		0	
Grand Total	0	0.0	0	0.0	0	0.0	0	0.0	0	

NEW DECISION ITEM
RANK: 5

Department Office of Administration			Budget Unit <u>30809</u>
Division Personnel			
Lean Efficiency & Cost Reduction Program <u>DI# 1300026</u>			HB Section <u>5.050</u>
Budget Object Class/Job Class	Gov Rec GR DOLLARS	Gov Rec GR FTE	Gov Rec FED DOLLARS
			Gov Rec FED FTE
			Gov Rec OTHER DOLLARS
			Gov Rec OTHER FTE
			Gov Rec TOTAL DOLLARS
			Gov Rec TOTAL FTE
			Gov Rec One-Time DOLLARS
			E
Total PS	<u>0</u>	<u>0.0</u>	<u>0</u>
			<u>0.0</u>
160 - Travel Out-Of-State	60,000		
320 - Professional Development	640,000		
Total EE	<u>700,000</u>		<u>0</u>
Program Distributions			<u>0</u>
Total PSD	<u>0</u>		<u>0</u>
Transfers			<u>0</u>
Total TRF	<u>0</u>		<u>0</u>
Grand Total	<u>700,000</u>	<u>0.0</u>	<u>0</u>
			<u>0.0</u>
			<u>0</u>

NEW DECISION ITEM

RANK: 5

Department Office of Administration	Budget Unit <u> 30809 </u>
Division Personnel	
Lean Efficiency & Cost Reduction Program <u> DI# 1300026 </u>	HB Section <u> 5.050 </u>

6. PERFORMANCE MEASURES (If new decision item has an associated core, separately identify projected performance with & without additional funding.)

6a. Provide an effectiveness measure.

Example of demonstration of impact: A recent Lean effort at Missouri Department of Conservation eliminated paper log books and transitioned completely to Wex cards for fuel purchases will save a conservatively estimated \$84,500 annually in staff time plus printing costs. MDC is currently piloting those changes.

Example of demonstration of impact: Another Lean event at Department of Natural Resources removed approximately 300 hours of staff time annually of shuffling paperwork.

6b. Provide an efficiency measure.

- Reduction in resources.
- Reduction of time by dollars spent by citizens
- Elimination of waste by reduction of costs.

6c. Provide the number of clients/individuals served, if applicable.

Each year 64 new team members would be trained: 4 FTE from each of the 16 departments. The team would be directed out by the COO and Commissioner of Administration, in consultation with the department leadership. The trained employees will eventually be able to train additional staff at their departments. The impact of this initiative will be felt across all 16 executive state departments through improved efficiency, reduction of waste and costs, and improved customer satisfaction.

6d. Provide a customer satisfaction measure, if available.

We plan to survey the FTE after they attend the LEAN or equivalent training and also survey the stakeholders after the process improvement event.

7. STRATEGIES TO ACHIEVE THE PERFORMANCE MEASUREMENT TARGETS:

Collaboration between the Chief Operating Officer, Office of Administration, and department leaders will identify highest impact projects. Lean and other business process redesign techniques are proven to reduce costs while improving quality.

OA REPORT 10 FY 2019 GOVERNOR REC

DECISION ITEM DETAIL

Budget Unit	FY 2017	FY 2017	FY 2018	FY 2018	FY 2019	FY 2019	FY 2019	FY 2019
Decision Item	ACTUAL	ACTUAL	BUDGET	BUDGET	DEPT REQ	DEPT REQ	GOV REC	GOV REC
Budget Object Class	DOLLAR	FTE	DOLLAR	FTE	DOLLAR	FTE	DOLLAR	FTE
PERSONNEL - OPERATING								
Lean Efficiency Program - 1300026								
TRAVEL, OUT-OF-STATE	0	0.00	0	0.00	0	0.00	60,000	0.00
PROFESSIONAL DEVELOPMENT	0	0.00	0	0.00	0	0.00	640,000	0.00
TOTAL - EE	0	0.00	0	0.00	0	0.00	700,000	0.00
GRAND TOTAL	\$0	0.00	\$0	0.00	\$0	0.00	\$700,000	0.00
GENERAL REVENUE	\$0	0.00	\$0	0.00	\$0	0.00	\$700,000	0.00
FEDERAL FUNDS	\$0	0.00	\$0	0.00	\$0	0.00	\$0	0.00
OTHER FUNDS	\$0	0.00	\$0	0.00	\$0	0.00	\$0	0.00

NEW DECISION ITEM
RANK: 5

Department Office of Administration	Budget Unit 30809
Division Personnel	
Missouri Leaders in Management Program DI# 1300027	HB Section 5.035

1. AMOUNT OF REQUEST

	FY 2019 Budget Request				E		FY 2019 Governor's Recommendation				E
	GR	Federal	Other	Total			GR	Federal	Other	Total	
PS	0	0	0	0		PS	195,000	0	0	195,000	
EE	0	0	0	0		EE	25,206	0	0	25,206	
PSD	0	0	0	0		PSD	0	0	0	0	
TRF	0	0	0	0		TRF	0	0	0	0	
Total	0	0	0	0		Total	220,206	0	0	220,206	

FTE **0.00** **0.00** **0.00** **0.00**

FTE **3.00** **0.00** **0.00** **3.00**

Est. Fringe	0	0	0	0
--------------------	---	---	---	---

Est. Fringe	90,279	0	0	90,279
--------------------	--------	---	---	--------

Note: Fringes budgeted in House Bill 5 except for certain fringes budgeted directly to MoDOT, Highway Patrol, and Conservation.

Note: Fringes budgeted in House Bill 5 except for certain fringes budgeted directly to MoDOT, Highway Patrol, and Conservation.

Other Funds:

Other Funds:

2. THIS REQUEST CAN BE CATEGORIZED AS:

<input type="checkbox"/> New Legislation	<input checked="" type="checkbox"/>	New Program		<input type="checkbox"/> Fund Switch
<input type="checkbox"/> Federal Mandate		Program Expansion		<input type="checkbox"/> Cost to Continue
<input type="checkbox"/> GR Pick-Up		Space Request		<input type="checkbox"/> Equipment Replacement
<input type="checkbox"/> Pay Plan		Other: _____		

3. WHY IS THIS FUNDING NEEDED? PROVIDE AN EXPLANATION FOR ITEMS CHECKED IN #2. INCLUDE THE FEDERAL OR STATE STATUTORY OR CONSTITUTIONAL AUTHORIZATION FOR THIS PROGRAM.

This funding is being requested to implement the Missouri Leaders in Management Program (MLMP). Improving our government requires top management talent. The MLMP is designed to attract top young leaders in management to serve in our state government. Similar to the nomination process for the US military service academies, all candidates must be nominated by a State Senator, a State Representative, or a member of the Missouri congressional delegation. Entry to the program will be awarded to applicants with exceptional experience and training in business and management, such as a Masters in Business Administration or a Masters in Public Administration, who wish to serve in the executive branch. Candidates should have demonstrated outstanding academic achievement, and passion for serving their community with dedication, character, creativity, and strong leadership. Each Fellow will be assigned to work as a member of a department's senior leadership team and use his/her management expertise to lead a project to improve the efficiency and effectiveness of our government. This program is modeled after the White House Fellows and Presidential Management Fellows Programs at the Federal level, and similar programs in other states like Tennessee and Georgia.

NEW DECISION ITEM

RANK: 5

Department Office of Administration	Budget Unit 30809
Division Personnel	
Missouri Leaders in Management Program DI# 1300027	HB Section 5.035

4. DESCRIBE THE DETAILED ASSUMPTIONS USED TO DERIVE THE SPECIFIC REQUESTED AMOUNT. (How did you determine that the requested number of FTE were appropriate? From what source or standard did you derive the requested levels of funding? Were alternatives such as outsourcing or automation considered? If based on new legislation, does request tie to TAFP fiscal note? If not, explain why. Detail which portions of the request are one-times and how those amounts were calculated.)

Personal Service costs for 3 FTEs with a salary of \$65,000/each (note: average starting salary for an MBA in Missouri is \$70,000+). Equipment and expense costs for a total of \$25,206 to include: advertising of program, in-state travel, computer equipment, office equipment, janitorial and utility expenses.

5. BREAK DOWN THE REQUEST BY BUDGET OBJECT CLASS, JOB CLASS, AND FUND SOURCE. IDENTIFY ONE-TIME COSTS.

Budget Object Class/Job Class	Dept Req	Dept Req	Dept Req	Dept Req	Dept Req	Dept Req	Dept Req	Dept Req	Dept Req	Dept Req
	GR	GR	FED	FED	OTHER	OTHER	TOTAL	TOTAL	One-Time	
	DOLLARS	FTE	DOLLARS	FTE	DOLLARS	FTE	DOLLARS	FTE	DOLLARS	E
							0			
							0	0.0		
Total PS	0	0.0	0	0.0	0	0.0	0	0.0	0	
							0			
Total EE	0		0		0		0		0	
Program Distributions							0			
Total PSD	0		0		0		0		0	
Transfers							0			
Total TRF	0		0		0		0		0	
Grand Total	0	0.0	0	0.0	0	0.0	0	0.0	0	

NEW DECISION ITEM

RANK: 5

Department Office of Administration		Budget Unit <u>30809</u>								
Division Personnel										
Missouri Leaders in Management Program <u>DI# 1300027</u>		HB Section <u>5.035</u>								
Budget Object Class/Job Class	Gov Rec GR DOLLARS	Gov Rec GR FTE	Gov Rec FED DOLLARS	Gov Rec FED FTE	Gov Rec OTHER DOLLARS	Gov Rec OTHER FTE	Gov Rec TOTAL DOLLARS	Gov Rec TOTAL FTE	Gov Rec One-Time DOLLARS	E
							0			
Total PS	195,000	3.0					195,000	3.0		
	195,000	3.0	0	0.0	0	0.0	195,000	3.0	0	
140 - Travel In-State	8,200						8,200			
180 - Fuel & Utilities	1,380						1,380			
400 - Professional Services	1,000						1,000			
420 - Janitorial	1,035						1,035			
480 - Computer Equipment	3,881						3,881			
580 - Office Equipment	9,710						9,710		9,710	
Total EE	25,206		0		0		25,206		9,710	
Program Distributions							0			
Total PSD	0		0		0		0		0	
Transfers										
Total TRF	0		0		0		0		0	
Grand Total	220,206	3.0	0	0.0	0	0.0	220,206	3.0	9,710	

NEW DECISION ITEM

RANK: 5

Department Office of Administration	Budget Unit <u>30809</u>
Division Personnel	
Missouri Leaders in Management Program DI# 1300027	HB Section <u>5.035</u>

6. PERFORMANCE MEASURES (If new decision item has an associated core, separately identify projected performance with & without additional funding.)

6a. Provide an effectiveness measure.

From the perspective of the Fellow: We will develop a tailored professional development program for the Fellow, and monitor the Fellows progress (e.g., understanding of how government works).

From the perspective of the State: Each fellow will lead a project to improve the productivity and performance of our government for the citizens of Missouri. Specific quantifiable measures of impact will be developed for each project.

6c. Provide the number of clients/individuals served, if applicable.

3 fellows per year, with all State 16 Executive Departments eligible for a fellow. Final assignment depends upon specific skills, experience, and interests of the fellows.

6b. Provide an efficiency measure.

Each fellow will lead a project to imp improve the productivity and performance of our government for the citizens of Missouri. Specific quantifiable measures of impact will be developed for each project.

6d. Provide a customer satisfaction measure, if available.

Fellows will be surveyed after their fellowships end to assess the value of the experience and what can be done to improve its impact in the future. Also, the department(s) that worked with the fellow would be surveyed.

7. STRATEGIES TO ACHIEVE THE PERFORMANCE MEASUREMENT TARGETS:

Identify departments that could benefit most from a fellow with specific skills and experiences. Monitor and measure progress on a continuous basis through regular check in's with fellow and project sponsors.

OA REPORT 10 FY 2019 GOVERNOR REC

DECISION ITEM DETAIL

Budget Unit	FY 2017	FY 2017	FY 2018	FY 2018	FY 2019	FY 2019	FY 2019	FY 2019
Decision Item	ACTUAL	ACTUAL	BUDGET	BUDGET	DEPT REQ	DEPT REQ	GOV REC	GOV REC
Budget Object Class	DOLLAR	FTE	DOLLAR	FTE	DOLLAR	FTE	DOLLAR	FTE
PERSONNEL - OPERATING								
MO Leaders in Management Prog - 1300027								
OTHER	0	0.00	0	0.00	0	0.00	195,000	3.00
TOTAL - PS	0	0.00	0	0.00	0	0.00	195,000	3.00
TRAVEL, IN-STATE	0	0.00	0	0.00	0	0.00	8,200	0.00
FUEL & UTILITIES	0	0.00	0	0.00	0	0.00	1,380	0.00
PROFESSIONAL SERVICES	0	0.00	0	0.00	0	0.00	1,000	0.00
HOUSEKEEPING & JANITORIAL SERV	0	0.00	0	0.00	0	0.00	1,035	0.00
COMPUTER EQUIPMENT	0	0.00	0	0.00	0	0.00	3,881	0.00
OFFICE EQUIPMENT	0	0.00	0	0.00	0	0.00	9,710	0.00
TOTAL - EE	0	0.00	0	0.00	0	0.00	25,206	0.00
GRAND TOTAL	\$0	0.00	\$0	0.00	\$0	0.00	\$220,206	3.00
GENERAL REVENUE	\$0	0.00	\$0	0.00	\$0	0.00	\$220,206	3.00
FEDERAL FUNDS	\$0	0.00	\$0	0.00	\$0	0.00	\$0	0.00
OTHER FUNDS	\$0	0.00	\$0	0.00	\$0	0.00	\$0	0.00

NEW DECISION ITEM

RANK: 5

Department Office of Administration	Budget Unit <u>30809</u>
Division Personnel	
Reward for Performance Transformation <u>DI# 1300028</u>	HB Section <u>5.035</u>

1. AMOUNT OF REQUEST

	FY 2019 Budget Request					E	FY 2019 Governor's Recommendation					E
	GR	Federal	Other	Total			GR	Federal	Other	Total		
PS	0	0	0	0			0	0	0	0		
EE	0	0	0	0			2,915,000	0	0	2,915,000		
PSD	0	0	0	0			0	0	0	0		
TRF	0	0	0	0			0	0	0	0		
Total	0	0	0	0			2,915,000	0	0	2,915,000		
FTE	0.00	0.00	0.00	0.00			0.00	0.00	0.00	0.00		

Est. Fringe	0	0	0	0
--------------------	---	---	---	---

Note: Fringes budgeted in House Bill 5 except for certain fringes budgeted directly to MoDOT, Highway Patrol, and Conservation.

Est. Fringe	0	0	0	0
--------------------	---	---	---	---

Note: Fringes budgeted in House Bill 5 except for certain fringes budgeted directly to MoDOT, Highway Patrol, and Conservation.

Other Funds:

Other Funds:

2. THIS REQUEST CAN BE CATEGORIZED AS:

<input type="checkbox"/> New Legislation	<input checked="" type="checkbox"/>	New Program	<input type="checkbox"/> Fund Switch
<input type="checkbox"/> Federal Mandate	<input type="checkbox"/>	Program Expansion	<input type="checkbox"/> Cost to Continue
<input type="checkbox"/> GR Pick-Up	<input type="checkbox"/>	Space Request	<input type="checkbox"/> Equipment Replacement
<input type="checkbox"/> Pay Plan	<input type="checkbox"/>	Other: _____	

3. WHY IS THIS FUNDING NEEDED? PROVIDE AN EXPLANATION FOR ITEMS CHECKED IN #2. INCLUDE THE FEDERAL OR STATE STATUTORY OR CONSTITUTIONAL AUTHORIZATION FOR THIS PROGRAM.

Transforming how the state workforce is incentivized and rewarded is central to the broader reform of the State Government and adoption of proven best practices from the private sector and other governments. Pay or Reward-for-Performance is a system of employee recognition and reward that links compensation to measures of work quality or goals. This common-sense approach has been proven success in the private sector and some other governments. Missouri's past effort with the PERforM system did not deliver the intended results. To achieve its goal of implementing a best-in-nation approach, Missouri will require world-class expertise and support.

This funding is requested to hire consultants who possess combined private sector and government experience to support an OA-led team diagnose, design, and then deliver an innovative, best-in-nation Reward-for-Performance system across the executive departments of the state government. The external consulting will not only provide analytic support, but also will help train and build the capabilities of state workers to implement recommendations and, if appropriate, help design requirements for IT or other supporting systems.

NEW DECISION ITEM

RANK: 5

Department Office of Administration	Budget Unit 30809
Division Personnel	
Reward for Performance Transformation DI# 1300028	HB Section 5.035

4. DESCRIBE THE DETAILED ASSUMPTIONS USED TO DERIVE THE SPECIFIC REQUESTED AMOUNT. (How did you determine that the requested number of FTE were appropriate? From what source or standard did you derive the requested levels of funding? Were alternatives such as outsourcing or automation considered? If based on new legislation, does request tie to TAFP fiscal note? If not, explain why. Detail which portions of the request are one-times and how those amounts were calculated.)

Estimate of costs is based upon other governments' change programs of comparable scale, scope, and complexity. Estimates for individual training programs, individual consultants, and team configurations based upon representative selection of consulting services from the US Government General Services Administration, Mission Oriented Business Integrated Services (MOBIS) Schedule, and the single GSA Schedule Price List (called the Professional Services Schedule or PSS).

5. BREAK DOWN THE REQUEST BY BUDGET OBJECT CLASS, JOB CLASS, AND FUND SOURCE. IDENTIFY ONE-TIME COSTS.

Budget Object Class/Job Class	Dept Req	Dept Req	Dept Req	Dept Req	Dept Req	Dept Req	Dept Req	Dept Req	Dept Req	Dept Req
	GR	GR	FED	FED	OTHER	OTHER	TOTAL	TOTAL	One-Time	E
	DOLLARS	FTE	DOLLARS	FTE	DOLLARS	FTE	DOLLARS	FTE	DOLLARS	
							0			
							0	0.0		
Total PS	<u>0</u>	<u>0.0</u>	<u>0</u>	<u>0.0</u>	<u>0</u>	<u>0.0</u>	<u>0</u>	<u>0.0</u>	<u>0</u>	
							0			
							0			
Total EE	<u>0</u>		<u>0</u>		<u>0</u>		<u>0</u>		<u>0</u>	
Program Distributions							0			
Total PSD	<u>0</u>		<u>0</u>		<u>0</u>		<u>0</u>		<u>0</u>	
Transfers							0			
Total TRF	<u>0</u>		<u>0</u>		<u>0</u>		<u>0</u>		<u>0</u>	
Grand Total	<u><u>0</u></u>	<u><u>0.0</u></u>	<u><u>0</u></u>	<u><u>0.0</u></u>	<u><u>0</u></u>	<u><u>0.0</u></u>	<u><u>0</u></u>	<u><u>0.0</u></u>	<u><u>0</u></u>	

NEW DECISION ITEM
RANK: 5

Department Office of Administration		Budget Unit <u>30809</u>								
Division Personnel										
Reward for Performance Transformation <u>DI# 1300028</u>		HB Section <u>5.035</u>								
Budget Object Class/Job Class	Gov Rec GR DOLLARS	Gov Rec GR FTE	Gov Rec FED DOLLARS	Gov Rec FED FTE	Gov Rec OTHER DOLLARS	Gov Rec OTHER FTE	Gov Rec TOTAL DOLLARS	Gov Rec TOTAL FTE	Gov Rec One-Time DOLLARS	E
							0			
							0	0.0		
Total PS	<u>0</u>	<u>0.0</u>	<u>0</u>	<u>0.0</u>	<u>0</u>	<u>0.0</u>	<u>0</u>	<u>0.0</u>	<u>0</u>	
400 - Professional Services	2,915,000						2,915,000			
							0			
Total EE	<u>2,915,000</u>		<u>0</u>		<u>0</u>		<u>2,915,000</u>		<u>0</u>	
Program Distributions							0			
Total PSD	<u>0</u>		<u>0</u>		<u>0</u>		<u>0</u>		<u>0</u>	
Transfers										
Total TRF	<u>0</u>		<u>0</u>		<u>0</u>		<u>0</u>		<u>0</u>	
Grand Total	<u>2,915,000</u>	<u>0.0</u>	<u>0</u>	<u>0.0</u>	<u>0</u>	<u>0.0</u>	<u>2,915,000</u>	<u>0.0</u>	<u>0</u>	

NEW DECISION ITEM

RANK: 5

Department Office of Administration	Budget Unit <u>30809</u>
Division Personnel	
Reward for Performance Transformation DI# 1300028	HB Section <u>5.035</u>

6. PERFORMANCE MEASURES (If new decision item has an associated core, separately identify projected performance with & without additional funding.)

6a. Provide an effectiveness measure.

- Identify relevant private sector and government best practices
- Identify root causes of recent poor performance in Missouri approaches to Reward-for-Performance
- Define new Missouri skills and leadership model, with expectations for each level of management
- Develop actionable recommendations, implementation plans and milestones, and measures of impact

6b. Provide an efficiency measure.

Increased productivity and improved performance leading to enhanced services and benefits provided to the citizens of Missouri.

6c. Provide the number of clients/individuals served, if applicable.

54,000+ state employees who will be affected by a new reward and compensation model.

Missouri citizens through enhanced services and process improvement.

6d. Provide a customer satisfaction measure, if available.

We plan to track satisfaction after the pay-for-performance incentives are in place.

7. STRATEGIES TO ACHIEVE THE PERFORMANCE MEASUREMENT TARGETS:

Clearly identify strategic objectives and monitor progress.

OA REPORT 10 FY 2019 GOVERNOR REC

DECISION ITEM DETAIL

Budget Unit	FY 2017	FY 2017	FY 2018	FY 2018	FY 2019	FY 2019	FY 2019	FY 2019
Decision Item	ACTUAL	ACTUAL	BUDGET	BUDGET	DEPT REQ	DEPT REQ	GOV REC	GOV REC
Budget Object Class	DOLLAR	FTE	DOLLAR	FTE	DOLLAR	FTE	DOLLAR	FTE
PERSONNEL - OPERATING								
Reward for Performance Transfo - 1300028								
PROFESSIONAL SERVICES	0	0.00	0	0.00	0	0.00	2,915,000	0.00
TOTAL - EE	0	0.00	0	0.00	0	0.00	2,915,000	0.00
GRAND TOTAL	\$0	0.00	\$0	0.00	\$0	0.00	\$2,915,000	0.00
GENERAL REVENUE	\$0	0.00	\$0	0.00	\$0	0.00	\$2,915,000	0.00
FEDERAL FUNDS	\$0	0.00	\$0	0.00	\$0	0.00	\$0	0.00
OTHER FUNDS	\$0	0.00	\$0	0.00	\$0	0.00	\$0	0.00

PROGRAM DESCRIPTION

Department Office of Administration	HB Section(s): 5.050
Program Name Division of Personnel	
Program is found in the following core budget(s): Personnel-Operating	

1a. What strategic priority does this program address?

Recruit, retain, develop state workforce

1b. What does this program do?

- Division of Personnel provides an array of services to UCP agencies, serves as a resource for non UCP agencies, and assists citizen partners as we strive to attract, retain, and develop an effective workforce dedicated to meeting the multi-faceted needs of the State of Missouri.
- The Division is designed into four sections to produce results. Roles of the Division include position reviews and maintenance, assisting with the SAM II HR/Payroll System, maintaining Merit registers and the Electronic Application System (EASe), overseeing the MO Careers website, championing statewide recognition programs, and developing and delivering managerial, interpersonal and computer skills training to state and local government entities and the private sector.
- Over the past two years, emphasis has been placed on the oversight of the MO Careers website, as a recruitment tool for **all** Missouri government postings. Ongoing support of the EASe website, the online Merit application, remains a primary focus for the 29,000+ individuals applying each year to the Merit System registers.
- Administers job classification activities, in order to maintain consistent allocation standards for agencies in the Uniform Classification & Pay (UCP) system. This involves maintaining job class specifications which provide information regarding duties, minimum qualifications, compensation ranges, overtime exemption status, and related details.
- Designs and coordinates more than 300+ leadership and technical training classes each year to foster staff development throughout the State of Missouri.
- Processes 70,000 position and employee transactions annually for UCP agencies. Also, offers guidance to all agencies related to pay and leave administration in SAM II HR.

2. What is the authorization for this program, i.e., federal or state statute, etc.? (Include the federal program number, if applicable.)

Article IV, Section 19, Chapter 36 RSMo., and Title 1, Division 20 of the MO CSR

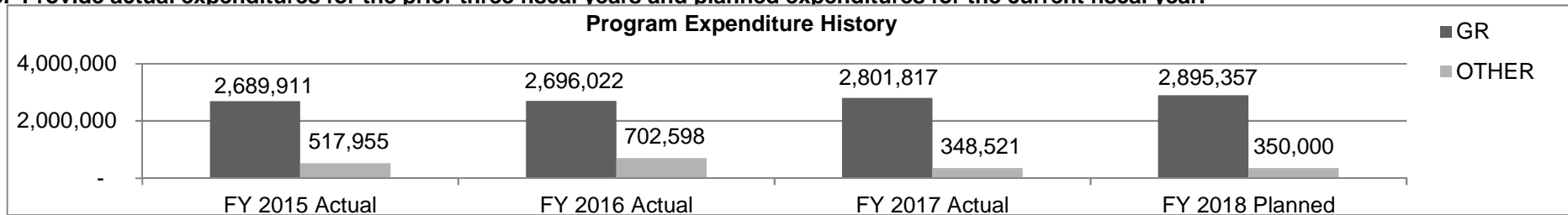
3. Are there federal matching requirements? If yes, please explain.

No

4. Is this a federally mandated program? If yes, please explain.

Some agencies may be required to be covered by a merit system as a condition of receiving federal funds.

5. Provide actual expenditures for the prior three fiscal years and planned expenditures for the current fiscal year.



6. What are the sources of the "Other" funds?

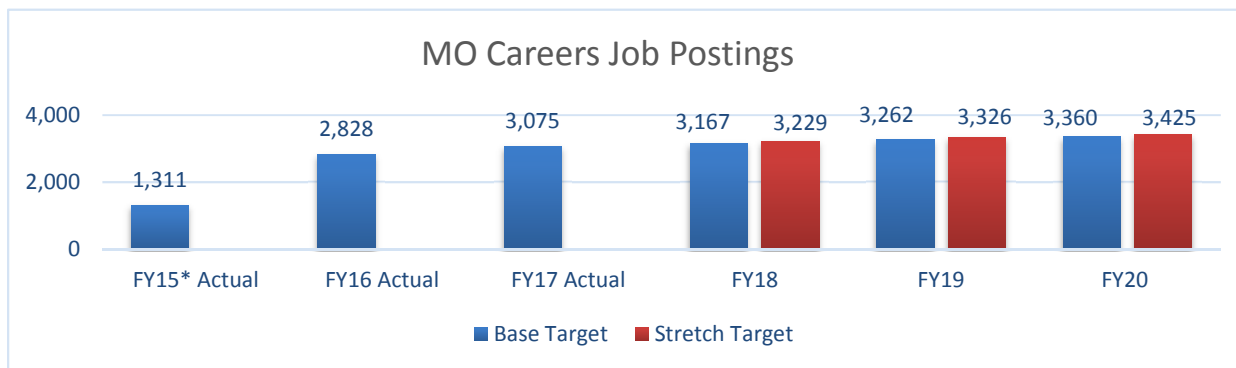
OA Revolving Administrative Trust Fund (0505) & MO Revolving Information Technology Trust Fund (0980)

PROGRAM DESCRIPTION

Department Office of Administration
Program Name Division of Personnel
Program is found in the following core budget(s): Personnel-Operating

HB Section(s): 5.050

7a. Provide an effectiveness measure.



The Division of Personnel introduced MO Careers in January 2015. The purpose of the website is to provide a consolidated location for Missouri government job postings. Having a central posting location provides efficiency in recruitment efforts for government offices and job seekers. The use of MO Careers by state agencies has shown a steady increase since the launch. *MO Careers was only available for half of FY15.

Measure: Number of job postings posted on MO Careers website

Base Target: To increase postings by 3%

Stretch Target: To increase job postings by 5%



Measure: Number of visitors to the MO Careers website.

Base Target: Increase total visitors by 15%.

Stretch Target: Increase visitors by 30%.

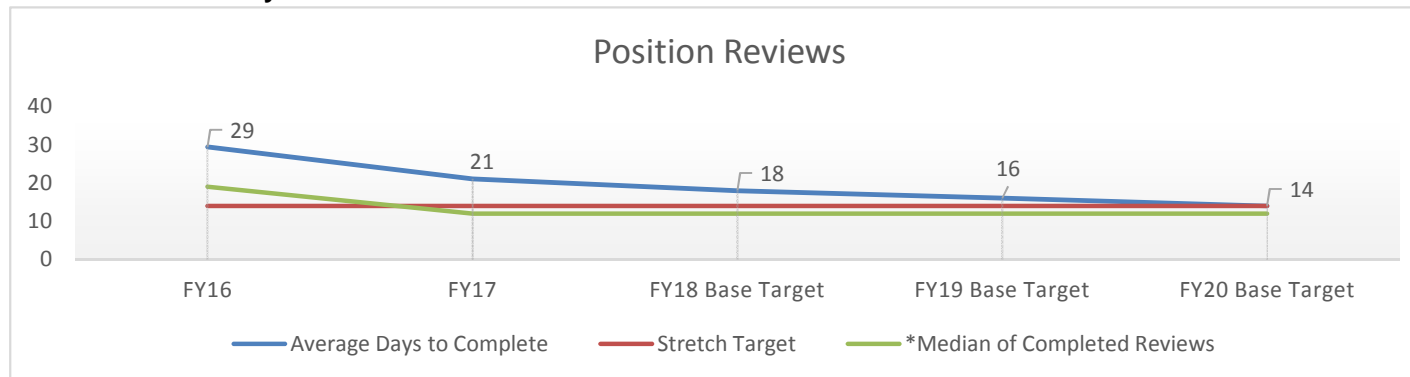
*Tracking of information through Google Analytics became available for the MO Careers website as of January 2017. The calculated FY17 total was projected based on the six months of available data.

PROGRAM DESCRIPTION

Department Office of Administration
Program Name Division of Personnel
Program is found in the following core budget(s): Personnel-Operating

HB Section(s): 5.050

7b. Provide an efficiency measure.



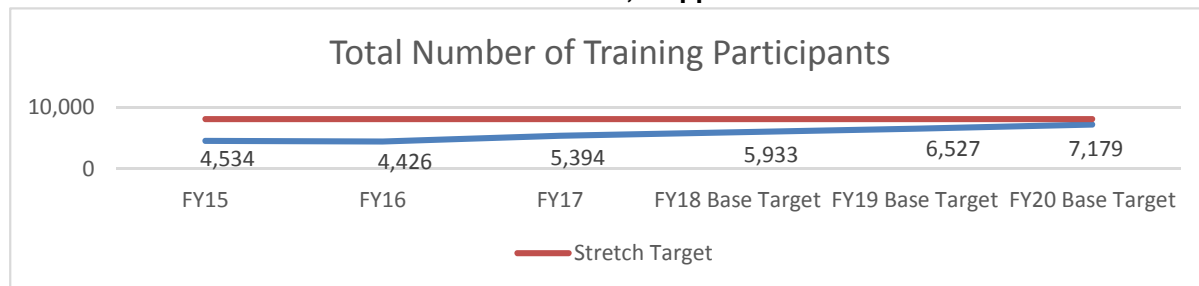
Measure: The timeframe for UCP positions reviews

Base Target: Maintain an overall average of completing position reviews within 21 days.

Stretch Target: Within three years, reduce the overall average of completing position reviews to 14 days.

*Median of completed reviews is shown for comparison purposes only

7c. Provide the number of clients/individuals served, if applicable.



Measure: The number of individuals attending scheduled leadership or technical training classes

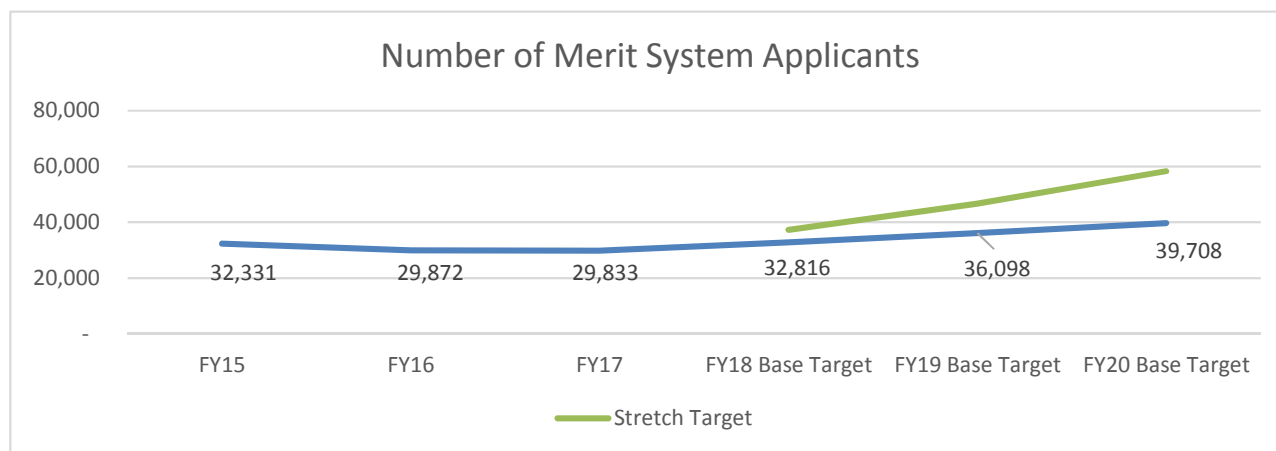
Base Target: Increase number of participants by 10%

Stretch Target: Increase the number of training participants by 50% over the next three years.

PROGRAM DESCRIPTION

Department Office of Administration
Program Name Division of Personnel
Program is found in the following core budget(s): Personnel-Operating

HB Section(s): 5.050

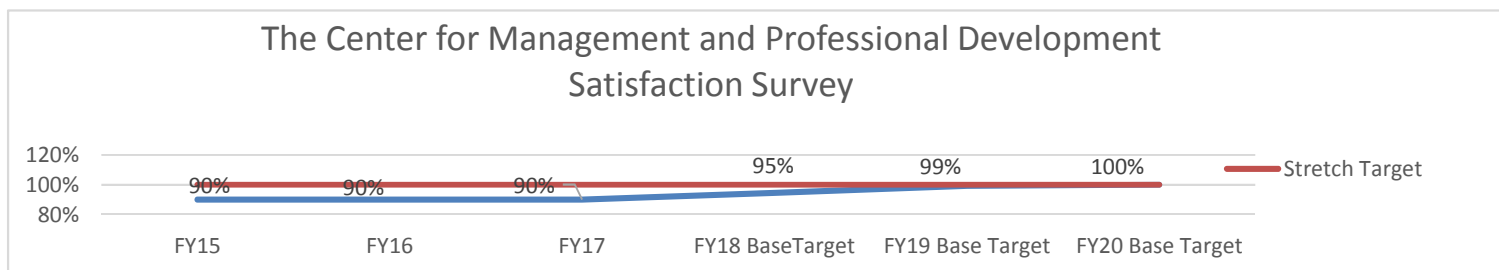


Measure: The number of individuals submitting a Merit System application on an annual basis.

Base Target: Increase the number of applicants by 10% compared to the number of applicants during the same time frame for the prior year.

Stretch Target: Increase the number of applicants by 25% compared to the number of applicants during the same time frame for the prior year.

7d. Provide a customer satisfaction measure, if available.



Measure: The immediate satisfaction in terms of value, and applicability of content as indicated by a participant attending a Center for Management and Professional Development training program

Base Target: To increase customer satisfaction by 5%

Stretch Target: To increase customer satisfaction to 100%

OA REPORT 9 FY 2019 GOVERNOR REC

DECISION ITEM SUMMARY

Budget Unit								
Decision Item	FY 2017	FY 2017	FY 2018	FY 2018	FY 2019	FY 2019	FY 2019	FY 2019
Budget Object Summary	ACTUAL	ACTUAL	BUDGET	BUDGET	DEPT REQ	DEPT REQ	GOV REC	GOV REC
Fund	DOLLAR	FTE	DOLLAR	FTE	DOLLAR	FTE	DOLLAR	FTE
PURCHASING OPERATING								
CORE								
PERSONAL SERVICES								
GENERAL REVENUE	1,735,329	35.22	1,803,015	35.00	1,802,143	35.00	1,802,143	35.00
TOTAL - PS	1,735,329	35.22	1,803,015	35.00	1,802,143	35.00	1,802,143	35.00
EXPENSE & EQUIPMENT								
GENERAL REVENUE	54,108	0.00	77,203	0.00	77,203	0.00	77,203	0.00
TOTAL - EE	54,108	0.00	77,203	0.00	77,203	0.00	77,203	0.00
TOTAL	1,789,437	35.22	1,880,218	35.00	1,879,346	35.00	1,879,346	35.00
Pay Plan - 0000012								
PERSONAL SERVICES								
GENERAL REVENUE	0	0.00	0	0.00	0	0.00	11,050	0.00
TOTAL - PS	0	0.00	0	0.00	0	0.00	11,050	0.00
TOTAL	0	0.00	0	0.00	0	0.00	11,050	0.00
GRAND TOTAL	\$1,789,437	35.22	\$1,880,218	35.00	\$1,879,346	35.00	\$1,890,396	35.00

CORE DECISION ITEM

Department: Office of Administration	Budget Unit	30925
Division: Purchasing		
Core: Operating	HB Section	5.055

1. CORE FINANCIAL SUMMARY

	FY 2019 Budget Request						FY 2019 Governor's Recommendation				
	GR	Federal	Other	Total	E		GR	Federal	Other	Total	E
PS	1,802,143	0	0	1,802,143		PS	1,802,143	0	0	1,802,143	
EE	77,203	0	0	77,203		EE	77,203	0	0	77,203	
PSD	0	0	0	0		PSD	0	0	0	0	
TRF	0	0	0	0		TRF	0	0	0	0	
Total	1,879,346	0	0	1,879,346		Total	1,879,346	0	0	1,879,346	
FTE	35.00	0.00	0.00	35.00		FTE	35.00	0.00	0.00	35.00	

Est. Fringe	912,816	0	0	912,816
--------------------	---------	---	---	---------

Note: Fringes budgeted in House Bill 5 except for certain fringes budgeted directly to MoDOT, Highway Patrol, and Conservation.

Est. Fringe	912,816	0	0	912,816
--------------------	---------	---	---	---------

Note: Fringes budgeted in House Bill 5 except for certain fringes budgeted directly to MoDOT, Highway Patrol, and Conservation.

Other Funds:

Other Funds:

2. CORE DESCRIPTION

This core is for funding to provide procurement services for the various state agencies. The procurement activity helps agencies meet their missions by obtaining goods and services in accordance with statutory lowest and best contract awards.

3. PROGRAM LISTING (list programs included in this core funding)

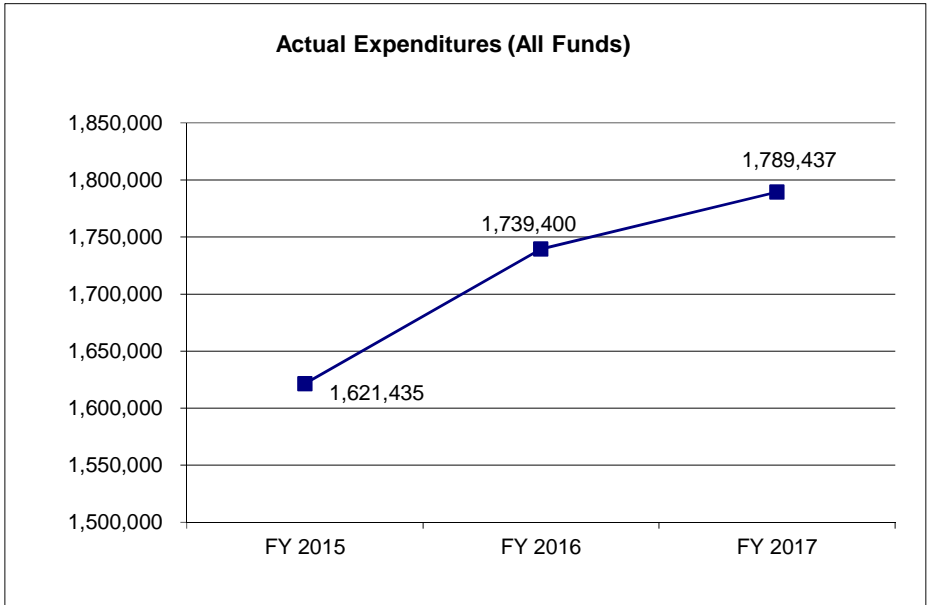
Competitive Bidding and Contracting Program.

CORE DECISION ITEM

Department: Office of Administration	Budget Unit <u>30925</u>
Division: Purchasing	
Core: Operating	HB Section <u>5.055</u>

4. FINANCIAL HISTORY

	FY 2015 Actual	FY 2016 Actual	FY 2017 Actual	FY 2018 Current Yr.
Appropriation (All Funds)	1,758,398	1,846,188	1,881,568	1,880,218
Less Reverted (All Funds)	(52,753)	(55,386)	(66,829)	N/A
Less Restricted (All Funds)	0	0	0	N/A
Budget Authority (All Funds)	1,705,645	1,790,802	1,814,739	N/A
Actual Expenditures (All Funds)	1,621,435	1,739,400	1,789,437	N/A
Unexpended (All Funds)	84,210	51,402	25,302	N/A
Unexpended, by Fund:				
General Revenue	84,210	51,402	25,302	N/A
Federal	0	0	0	N/A
Other	0	0	0	N/A



Reverted includes the statutory three-percent reserve amount (when applicable).

Restricted includes any Governor's Expenditure Restrictions which remained at the end of the fiscal year (when applicable).

NOTES:

CORE RECONCILIATION DETAIL

STATE
PURCHASING OPERATING

5. CORE RECONCILIATION DETAIL

	Budget Class	FTE	GR	Federal	Other	Total	Explanation
TAFP AFTER VETOES							
	PS	35.00	1,803,015	0	0	1,803,015	
	EE	0.00	77,203	0	0	77,203	
	Total	35.00	1,880,218	0	0	1,880,218	
DEPARTMENT CORE ADJUSTMENTS							
Transfer Out	923 0190 PS	0.00	(872)	0	0	(872)	Transfer to HB 12 - Gov Office
	NET DEPARTMENT CHANGES	0.00	(872)	0	0	(872)	
DEPARTMENT CORE REQUEST							
	PS	35.00	1,802,143	0	0	1,802,143	
	EE	0.00	77,203	0	0	77,203	
	Total	35.00	1,879,346	0	0	1,879,346	
GOVERNOR'S RECOMMENDED CORE							
	PS	35.00	1,802,143	0	0	1,802,143	
	EE	0.00	77,203	0	0	77,203	
	Total	35.00	1,879,346	0	0	1,879,346	

FLEXIBILITY REQUEST FORM

BUDGET UNIT NUMBER: 30925 BUDGET UNIT NAME: Division of Purchasing HOUSE BILL SECTION: 5.055	DEPARTMENT: Office of Administration DIVISION: Purchasing
---	--

1. Provide the amount by fund of personal service flexibility and the amount by fund of expense and equipment flexibility you are requesting in dollar and percentage terms and explain why the flexibility is needed. If flexibility is being requested among divisions, provide the amount by fund of flexibility you are requesting in dollar and percentage terms and explain why the flexibility is needed.

DEPARTMENT REQUEST

The Division of Purchasing requests a 10% flexibility for FY 2019 of Personal Services and Expense/Equipment be approved. The flexibility would allow the Division of Purchasing to effectively manage responsibilities and resources.

2. Estimate how much flexibility will be used for the budget year. How much flexibility was used in the Prior Year Budget and the Current Year Budget? Please specify the amount.

PRIOR YEAR ACTUAL AMOUNT OF FLEXIBILITY USED	CURRENT YEAR ESTIMATED AMOUNT OF FLEXIBILITY THAT WILL BE USED	BUDGET REQUEST ESTIMATED AMOUNT OF FLEXIBILITY THAT WILL BE USED
None	None	10% flexibility is being requested for FY 2019.

3. Please explain how flexibility was used in the prior and/or current years.

PRIOR YEAR EXPLAIN ACTUAL USE	CURRENT YEAR EXPLAIN PLANNED USE
None	The flexibility of the appropriations will allow the Division of Purchasing to effectively manage resources.

OA REPORT 10 FY 2019 GOVERNOR REC

DECISION ITEM DETAIL

Budget Unit	FY 2017	FY 2017	FY 2018	FY 2018	FY 2019	FY 2019	FY 2019	FY 2019
Decision Item	ACTUAL	ACTUAL	BUDGET	BUDGET	DEPT REQ	DEPT REQ	GOV REC	GOV REC
Budget Object Class	DOLLAR	FTE	DOLLAR	FTE	DOLLAR	FTE	DOLLAR	FTE
PURCHASING OPERATING								
CORE								
SR OFFICE SUPPORT ASSISTANT	142,773	5.00	149,146	5.00	155,000	5.00	155,000	5.00
INFORMATION TECHNOLOGY SPEC II	14,485	0.21	0	0.00	0	0.00	0	0.00
BUYER I	80,219	2.57	0	0.00	0	0.00	0	0.00
BUYER II	319,447	8.24	352,795	11.00	402,089	11.00	402,089	11.00
BUYER III	227,359	4.96	472,750	5.00	276,585	5.00	276,585	5.00
BUYER IV	304,528	5.00	207,781	5.00	328,926	5.00	328,926	5.00
EXECUTIVE I	38,273	1.00	38,872	1.00	40,000	1.00	40,000	1.00
FISCAL & ADMINISTRATIVE MGR B2	277,645	4.02	267,270	4.00	278,543	4.00	278,543	4.00
FISCAL & ADMINISTRATIVE MGR B3	158,087	2.00	158,343	2.00	160,000	2.00	160,000	2.00
OFFICE OF ADMINISTRATION MGR 1	60,039	1.00	58,715	1.00	62,000	1.00	62,000	1.00
DIVISION DIRECTOR	98,601	1.00	97,343	1.00	99,000	1.00	99,000	1.00
DESIGNATED PRINCIPAL ASST DIV	657	0.01	0	0.00	0	0.00	0	0.00
LEGAL COUNSEL	2,834	0.04	0	0.00	0	0.00	0	0.00
MISCELLANEOUS PROFESSIONAL	1,222	0.02	0	0.00	0	0.00	0	0.00
SPECIAL ASST PROFESSIONAL	6,745	0.10	0	0.00	0	0.00	0	0.00
SPECIAL ASST OFFICE & CLERICAL	2,119	0.05	0	0.00	0	0.00	0	0.00
CHIEF OPERATING OFFICER	296	0.00	0	0.00	0	0.00	0	0.00
TOTAL - PS	1,735,329	35.22	1,803,015	35.00	1,802,143	35.00	1,802,143	35.00
TRAVEL, IN-STATE	3,806	0.00	950	0.00	950	0.00	950	0.00
SUPPLIES	6,500	0.00	10,225	0.00	10,225	0.00	10,225	0.00
PROFESSIONAL DEVELOPMENT	9,498	0.00	8,572	0.00	8,572	0.00	8,572	0.00
COMMUNICATION SERV & SUPP	11,527	0.00	10,976	0.00	10,976	0.00	10,976	0.00
PROFESSIONAL SERVICES	11,542	0.00	21,048	0.00	21,048	0.00	21,048	0.00
M&R SERVICES	0	0.00	8,298	0.00	8,298	0.00	8,298	0.00
OFFICE EQUIPMENT	705	0.00	4,444	0.00	4,444	0.00	4,444	0.00
OTHER EQUIPMENT	1,773	0.00	0	0.00	0	0.00	0	0.00
BUILDING LEASE PAYMENTS	500	0.00	450	0.00	450	0.00	450	0.00
EQUIPMENT RENTALS & LEASES	8,034	0.00	11,340	0.00	11,340	0.00	11,340	0.00

OA REPORT 10 FY 2019 GOVERNOR REC

DECISION ITEM DETAIL

Budget Unit	FY 2017	FY 2017	FY 2018	FY 2018	FY 2019	FY 2019	FY 2019	FY 2019
Decision Item	ACTUAL	ACTUAL	BUDGET	BUDGET	DEPT REQ	DEPT REQ	GOV REC	GOV REC
Budget Object Class	DOLLAR	FTE	DOLLAR	FTE	DOLLAR	FTE	DOLLAR	FTE
PURCHASING OPERATING								
CORE								
MISCELLANEOUS EXPENSES	223	0.00	900	0.00	900	0.00	900	0.00
TOTAL - EE	54,108	0.00	77,203	0.00	77,203	0.00	77,203	0.00
GRAND TOTAL	\$1,789,437	35.22	\$1,880,218	35.00	\$1,879,346	35.00	\$1,879,346	35.00
GENERAL REVENUE	\$1,789,437	35.22	\$1,880,218	35.00	\$1,879,346	35.00	\$1,879,346	35.00
FEDERAL FUNDS	\$0	0.00	\$0	0.00	\$0	0.00	\$0	0.00
OTHER FUNDS	\$0	0.00	\$0	0.00	\$0	0.00	\$0	0.00

OA REPORT 9 FY 2019 GOVERNOR REC

DECISION ITEM SUMMARY

Budget Unit								
Decision Item	FY 2017	FY 2017	FY 2018	FY 2018	FY 2019	FY 2019	FY 2019	FY 2019
Budget Object Summary	ACTUAL	ACTUAL	BUDGET	BUDGET	DEPT REQ	DEPT REQ	GOV REC	GOV REC
Fund	DOLLAR	FTE	DOLLAR	FTE	DOLLAR	FTE	DOLLAR	FTE
CONTRACT REVIEW								
CORE								
PERSONAL SERVICES								
GENERAL REVENUE	0	0.00	139,882	1.75	139,882	1.75	139,882	1.75
DEPT OF LABOR RELATIONS ADMIN	0	0.00	2,563	0.00	2,563	0.00	2,563	0.00
DEPT MENTAL HEALTH	0	0.00	9,870	0.00	9,870	0.00	9,870	0.00
DIV JOB DEVELOPMENT & TRAINING	0	0.00	1,259	0.00	1,259	0.00	1,259	0.00
DNR COST ALLOCATION	0	0.00	6,029	0.00	6,029	0.00	6,029	0.00
STATE FACILITY MAINT & OPERAT	0	0.00	6,569	0.25	6,569	0.25	6,569	0.25
DIFP ADMINISTRATIVE	0	0.00	2,059	0.00	2,059	0.00	2,059	0.00
DED ADMINISTRATIVE	0	0.00	1,592	0.00	1,592	0.00	1,592	0.00
AGRICULTURE PROTECTION	0	0.00	1,572	0.00	1,572	0.00	1,572	0.00
TOTAL - PS	0	0.00	171,395	2.00	171,395	2.00	171,395	2.00
TOTAL	0	0.00	171,395	2.00	171,395	2.00	171,395	2.00
GRAND TOTAL	\$0	0.00	\$171,395	2.00	\$171,395	2.00	\$171,395	2.00

CORE DECISION ITEM

Department: Office of Administration	Budget Unit <u>30212</u>
Division: Purchasing - Contract Review	
Core: Operating	HB Section <u>5.055</u>

1. CORE FINANCIAL SUMMARY

	FY 2019 Budget Request						FY 2019 Governor's Recommendation				
	GR	Federal	Other	Total	E		GR	Federal	Other	Total	E
PS	139,882	13,692	17,821	171,395		PS	139,882	13,692	17,821	171,395	
EE	0	0	0	0		EE	0	0	0	0	
PSD	0	0	0	0		PSD	0	0	0	0	
TRF	0	0	0	0		TRF	0	0	0	0	
Total	139,882	13,692	17,821	171,395		Total	139,882	13,692	17,821	171,395	
FTE	2.00	0.00	0.00	2.00		FTE	2.00	0.00	0.00	2.00	

Est. Fringe	63,121	4,067	5,293	72,480
--------------------	--------	-------	-------	--------

Note: Fringes budgeted in House Bill 5 except for certain fringes budgeted directly to MoDOT, Highway Patrol, and Conservation.

Est. Fringe	63,121	4,067	5,293	72,480
--------------------	--------	-------	-------	--------

Note: Fringes budgeted in House Bill 5 except for certain fringes budgeted directly to MoDOT, Highway Patrol, and Conservation.

Other Funds: Various

Other Funds: Various

2. CORE DESCRIPTION

This core is for funding to provide contract management oversight to various state agencies. This oversight: 1) assists Departments with troubleshooting and problem solving when contract and contractor issues arise; 2) monitor contractor performance on key contracts to ensure contractors are meeting their contractual time, scope and budget commitments for Departments; and 3) assists in educating Departments on the required best practices of contract management as outlined in the Contract Management Guide.

3. PROGRAM LISTING (list programs included in this core funding)

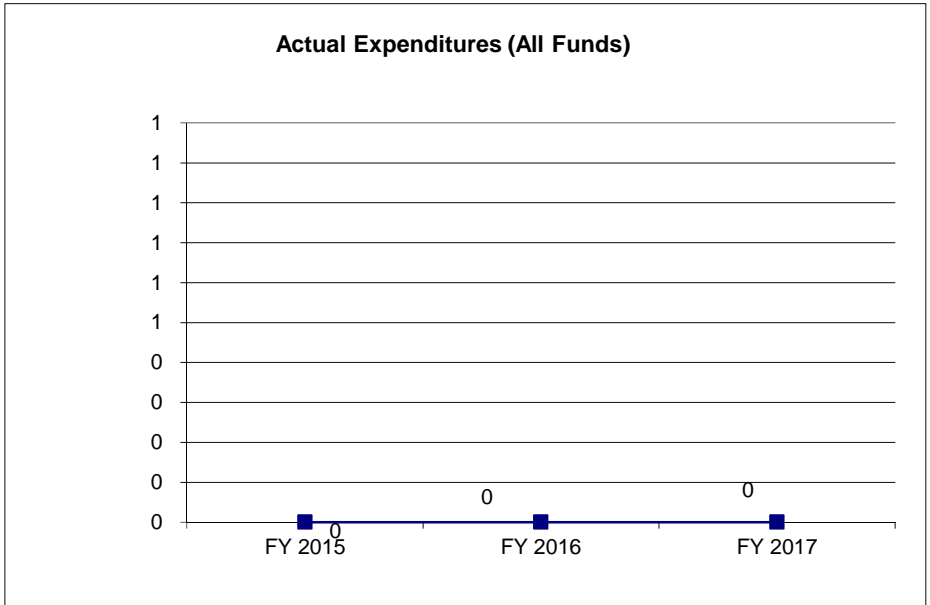
Competitive Bidding and Contracting Program.

CORE DECISION ITEM

Department: Office of Administration	Budget Unit <u>30212</u>
Division: Purchasing - Contract Review	
Core: Operating	HB Section <u>5.055</u>

4. FINANCIAL HISTORY

	FY 2015 Actual	FY 2016 Actual	FY 2017 Actual	FY 2018 Current Yr.
Appropriation (All Funds)	0	0	0	171,395
Less Reverted (All Funds)	0	0	0	N/A
Less Restricted (All Funds)	0	0	0	N/A
Budget Authority (All Funds)	0	0	0	N/A
Actual Expenditures (All Funds)	0	0	0	N/A
Unexpended (All Funds)	0	0	0	N/A
Unexpended, by Fund:				
General Revenue	0	0	0	N/A
Federal	0	0	0	N/A
Other	0	0	0	N/A



Reverted includes the statutory three-percent reserve amount (when applicable).

Restricted includes any Governor's Expenditure Restrictions which remained at the end of the fiscal year (when applicable).

NOTES:

Funding for this program was first appropriated in FY 2018 budget.

CORE RECONCILIATION DETAIL

STATE
CONTRACT REVIEW

5. CORE RECONCILIATION DETAIL

	Budget Class	FTE	GR	Federal	Other	Total	Explanation
TAFP AFTER VETOES							
	PS	2.00	139,882	13,692	17,821	171,395	
	Total	2.00	139,882	13,692	17,821	171,395	
DEPARTMENT CORE REQUEST							
	PS	2.00	139,882	13,692	17,821	171,395	
	Total	2.00	139,882	13,692	17,821	171,395	
GOVERNOR'S RECOMMENDED CORE							
	PS	2.00	139,882	13,692	17,821	171,395	
	Total	2.00	139,882	13,692	17,821	171,395	

OA REPORT 10 FY 2019 GOVERNOR REC

DECISION ITEM DETAIL

Budget Unit	FY 2017	FY 2017	FY 2018	FY 2018	FY 2019	FY 2019	FY 2019	FY 2019
Decision Item	ACTUAL	ACTUAL	BUDGET	BUDGET	DEPT REQ	DEPT REQ	GOV REC	GOV REC
Budget Object Class	DOLLAR	FTE	DOLLAR	FTE	DOLLAR	FTE	DOLLAR	FTE
CONTRACT REVIEW								
CORE								
OTHER	0	0.00	171,395	2.00	171,395	2.00	171,395	2.00
TOTAL - PS	0	0.00	171,395	2.00	171,395	2.00	171,395	2.00
GRAND TOTAL	\$0	0.00	\$171,395	2.00	\$171,395	2.00	\$171,395	2.00
GENERAL REVENUE	\$0	0.00	\$139,882	1.75	\$139,882	1.75	\$139,882	1.75
FEDERAL FUNDS	\$0	0.00	\$13,692	0.00	\$13,692	0.00	\$13,692	0.00
OTHER FUNDS	\$0	0.00	\$17,821	0.25	\$17,821	0.25	\$17,821	0.25

OA REPORT 9 FY 2019 GOVERNOR REC

DECISION ITEM SUMMARY

Budget Unit								
Decision Item	FY 2017	FY 2017	FY 2018	FY 2018	FY 2019	FY 2019	FY 2019	FY 2019
Budget Object Summary	ACTUAL	ACTUAL	BUDGET	BUDGET	DEPT REQ	DEPT REQ	GOV REC	GOV REC
Fund	DOLLAR	FTE	DOLLAR	FTE	DOLLAR	FTE	DOLLAR	FTE
BID & PERFORMANCE BOND REFUND								
CORE								
PROGRAM-SPECIFIC								
OA REVOLVING ADMINISTRATIVE TR	550,000	0.00	3,000,000	0.00	3,000,000	0.00	3,000,000	0.00
TOTAL - PD	550,000	0.00	3,000,000	0.00	3,000,000	0.00	3,000,000	0.00
TOTAL	550,000	0.00	3,000,000	0.00	3,000,000	0.00	3,000,000	0.00
GRAND TOTAL	\$550,000	0.00	\$3,000,000	0.00	\$3,000,000	0.00	\$3,000,000	0.00

CORE DECISION ITEM

Department: Office of Administration	Budget Unit <u>30930</u>
Division: Purchasing	
Core: Bid & Performance Bonds Refunds	HB Section <u>5.060</u>

1. CORE FINANCIAL SUMMARY

	FY 2019 Budget Request						FY 2019 Governor's Recommendation				
	GR	Federal	Other	Total	E		GR	Federal	Other	Total	E
PS	0	0	0	0		PS	0	0	0	0	
EE	0	0	0	0		EE	0	0	0	0	
PSD	0	0	3,000,000	3,000,000		PSD	0	0	3,000,000	3,000,000	
TRF	0	0	0	0		TRF	0	0	0	0	
Total	0	0	3,000,000	3,000,000		Total	0	0	3,000,000	3,000,000	
FTE	0.00	0.00	0.00	0.00		FTE	0.00	0.00	0.00	0.00	

Est. Fringe	0	0	0	0
--------------------	---	---	---	---

Note: Fringes budgeted in House Bill 5 except for certain fringes budgeted directly to MoDOT, Highway Patrol, and Conservation.

Est. Fringe	0	0	0	0
--------------------	---	---	---	---

Note: Fringes budgeted in House Bill 5 except for certain fringes budgeted directly to MoDOT, Highway Patrol, and Conservation.

Other Funds: OA Revolving Administrative Trust Fund (0505)

Other Funds: OA Revolving Administrative Trust Fund (0505)

2. CORE DESCRIPTION

This core request is for funding to promptly refund the bidder's bid or performance security that was deposited into the State Treasury during the procurement process. Checks are received from vendors as bid or performance security and deposited into the State Treasury. Interest earned on these deposits goes directly into General Revenue. After the bids are awarded or the contractor has performed, these deposits must be promptly refunded to the bidder or contractor. These are refundable deposits and not payments to the State.

3. PROGRAM LISTING (list programs included in this core funding)

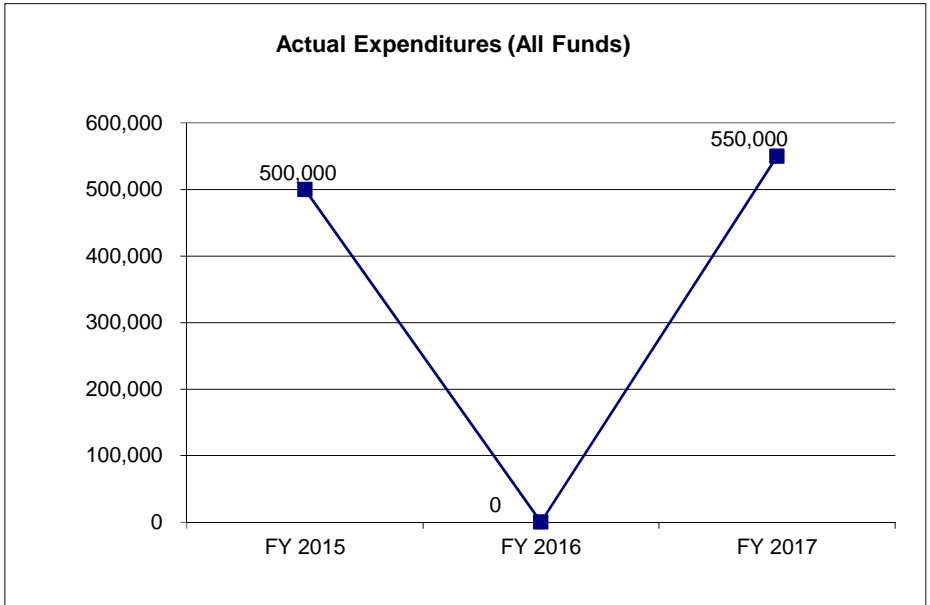
N/A

CORE DECISION ITEM

Department: Office of Administration	Budget Unit <u>30930</u>
Division: Purchasing	
Core: Bid & Performance Bonds Refunds	HB Section <u>5.060</u>

4. FINANCIAL HISTORY

	FY 2015 Actual	FY 2016 Actual	FY 2017 Actual	FY 2018 Current Yr.
Appropriation (All Funds)	3,000,000	3,000,000	3,000,000	3,000,000
Less Reverted (All Funds)	0	0	0	N/A
Less Restricted (All Funds)	0	0	0	N/A
Budget Authority (All Funds)	3,000,000	3,000,000	3,000,000	N/A
Actual Expenditures (All Funds)	500,000	0	550,000	N/A
Unexpended (All Funds)	2,500,000	3,000,000	2,450,000	N/A
Unexpended, by Fund:				
General Revenue	0	0	0	N/A
Federal	0	0	0	N/A
Other	2,500,000	3,000,000	2,450,000	N/A



Reverted includes the statutory three-percent reserve amount (when applicable).

Restricted includes any Governor's Expenditure Restrictions which remained at the end of the fiscal year (when applicable).

NOTES:

CORE RECONCILIATION DETAIL

**STATE
 BID & PERFORMANCE BOND REFUND**

5. CORE RECONCILIATION DETAIL

	Budget Class	FTE	GR	Federal	Other	Total	Explanation
TAFP AFTER VETOES	PD	0.00	0	0	3,000,000	3,000,000	
	Total	0.00	0	0	3,000,000	3,000,000	
DEPARTMENT CORE REQUEST	PD	0.00	0	0	3,000,000	3,000,000	
	Total	0.00	0	0	3,000,000	3,000,000	
GOVERNOR'S RECOMMENDED CORE	PD	0.00	0	0	3,000,000	3,000,000	
	Total	0.00	0	0	3,000,000	3,000,000	

OA REPORT 10 FY 2019 GOVERNOR REC

DECISION ITEM DETAIL

Budget Unit	FY 2017	FY 2017	FY 2018	FY 2018	FY 2019	FY 2019	FY 2019	FY 2019
Decision Item	ACTUAL	ACTUAL	BUDGET	BUDGET	DEPT REQ	DEPT REQ	GOV REC	GOV REC
Budget Object Class	DOLLAR	FTE	DOLLAR	FTE	DOLLAR	FTE	DOLLAR	FTE
BID & PERFORMANCE BOND REFUND								
CORE								
REFUNDS	550,000	0.00	3,000,000	0.00	3,000,000	0.00	3,000,000	0.00
TOTAL - PD	550,000	0.00	3,000,000	0.00	3,000,000	0.00	3,000,000	0.00
GRAND TOTAL	\$550,000	0.00	\$3,000,000	0.00	\$3,000,000	0.00	\$3,000,000	0.00
GENERAL REVENUE	\$0	0.00	\$0	0.00	\$0	0.00	\$0	0.00
FEDERAL FUNDS	\$0	0.00	\$0	0.00	\$0	0.00	\$0	0.00
OTHER FUNDS	\$550,000	0.00	\$3,000,000	0.00	\$3,000,000	0.00	\$3,000,000	0.00

PROGRAM DESCRIPTION

Department: Office of Administration	HB Section(s): <u>5.055</u>
Program Name: Competitive Bidding and Contracting Program	
Program is found in the following core budget(s): Division of Purchasing	

1a. What strategic priority does this program address?

Procurement of goods and services

1b. What does this program do?

Division of Purchasing is responsible for the procurement of supplies, equipment, and services for state departments. A competitive procurement process, as prescribed by Chapter 34, RSMo, is necessary to procure goods and services to agencies that are "lowest and best" while maintaining fairness and integrity in the bid process for vendors.

2. What is the authorization for this program, i.e., federal or state statute, etc.? (Include the federal program number, if applicable.)

Chapter 34, RSMo

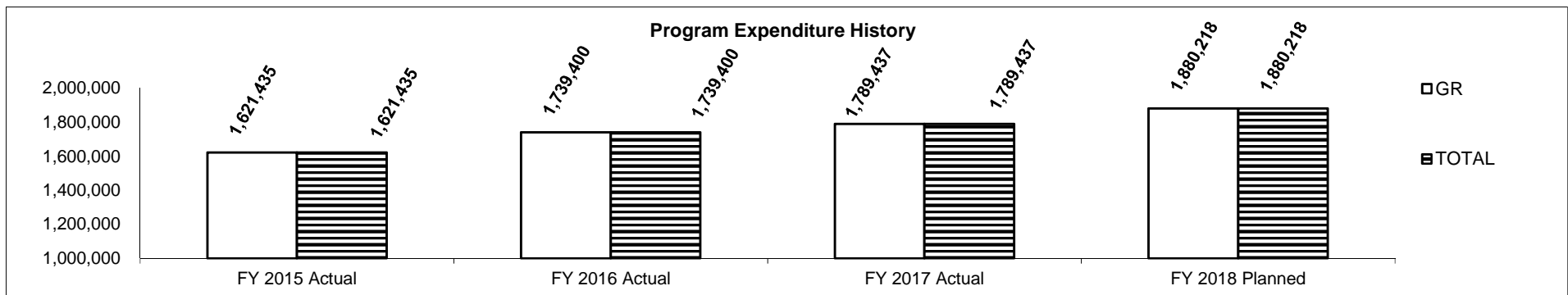
3. Are there federal matching requirements? If yes, please explain.

No

4. Is this a federally mandated program? If yes, please explain.

No

5. Provide actual expenditures for the prior three fiscal years and planned expenditures for the current fiscal year.



6. What are the sources of the "Other " funds?

N/A

PROGRAM DESCRIPTION

Department: Office of Administration	HB Section(s): <u>5.055</u>
Program Name: Competitive Bidding and Contracting Program	
Program is found in the following core budget(s): Division of Purchasing	

7a. Provide an effectiveness measure.

Total number of solicitations issued during fiscal year.

FY 2015 Actual	FY 2016 Actual	FY 2017 Actual	FY 2018 Targeted
483	310	348	350

Total number of contracts awarded during the fiscal year.

FY 2015 Actual	FY 2016 Actual	FY 2017 Actual	FY 2018 Targeted
319	427	823	500

Total number of contracts in effect during the fiscal year.

FY 2015 Actual	FY 2016 Actual	FY 2017 Actual	FY 2018 Targeted
1754	1705	1725	1730

Total expenditures of contracts in effect during the fiscal year.

FY 2015 Actual	FY 2016 Actual	FY 2017 Actual	FY 2018 Targeted
\$2,148,512,134	\$2,344,280,045	\$2,635,660,767	\$2,650,000,000

Total number of statewide contracts awarded during the fiscal year.

FY 2015 Actual	FY 2016 Actual	FY 2017 Actual	FY 2018 Targeted
223	163	223	200

PROGRAM DESCRIPTION

Department: Office of Administration	HB Section(s): 5.055
Program Name: Competitive Bidding and Contracting Program	
Program is found in the following core budget(s): Division of Purchasing	

7b. Provide an efficiency measure.

Comparison of Purchasing's operating expenditures (PS&EE) to total expenditures under Purchasing established contracts (i.e. Administrative Costs to Enable Necessary Contract Expenditures):

FY 2015	FY 2016	FY 2017	FY 2018
Actual	Actual	Actual	Targeted
0.08%	0.07%	0.07%	0.07%

Procurement Turnaround Times (days):

	FY 2015	FY 2016	FY 2017	FY 2018
	Actual	Actual	Actual	Targeted
Invitation for Bid (IFB)	46	46	50	48
Request for Proposal (RFP)	88	78	105	100

7c. Provide the number of clients/individuals served, if applicable.

- *All sixteen state departments were served by the Division of Purchasing during FY17.
- *There were 12,790 vendors approved and registered in MissouriBUYS to receive notification of bid opportunities as of June 30, 2017.
- *There were 53,108 bid notifications issued to vendors in FY2017 through MissouriBUYS.

PROGRAM DESCRIPTION

Department: Office of Administration	HB Section(s): 5.055
Program Name: Competitive Bidding and Contracting Program	
Program is found in the following core budget(s): Division of Purchasing	

7d. Provide a customer satisfaction measure, if available.

Ease of Navigation

Excellent/Good navigation ease ratings of Purchasing's website.

	FY 2018 as of 12/15/2017	FY 2019 Targeted	FY 2020 Targeted	FY 2021 Targeted
State agencies	64%	75%	95%	100%
Vendors	74%	85%	95%	100%

Excellent/Good navigation ease ratings of Purchasing's MissouriBUYS website.

	FY 2018 as of 12/15/2017	FY 2019 Targeted	FY 2020 Targeted	FY 2021 Targeted
State agencies	63%	75%	95%	100%
Vendors	76%	85%	95%	100%

Quality of Information

Excellent/Good quality ratings of information on Purchasing's website.

	FY 2018 as of 12/15/2017	FY 2019 Targeted	FY 2020 Targeted	FY 2021 Targeted
State agencies	82%	90%	95%	100%
Vendors	74%	85%	95%	100%

Excellent/Good quality ratings of information on Purchasing's MissouriBUYS website.

	FY 2018 as of 12/15/2017	FY 2019 Targeted	FY 2020 Targeted	FY 2021 Targeted
State agencies	68%	75%	95%	100%
Vendors	79%	85%	95%	100%

OA REPORT 9 FY 2019 GOVERNOR REC

DECISION ITEM SUMMARY

Budget Unit								
Decision Item	FY 2017	FY 2017	FY 2018	FY 2018	FY 2019	FY 2019	FY 2019	FY 2019
Budget Object Summary	ACTUAL	ACTUAL	BUDGET	BUDGET	DEPT REQ	DEPT REQ	GOV REC	GOV REC
Fund	DOLLAR	FTE	DOLLAR	FTE	DOLLAR	FTE	DOLLAR	FTE
MANSION DONATIONS								
CORE								
EXPENSE & EQUIPMENT								
STATE FACILITY MAINT & OPERAT	9,280	0.00	60,000	0.00	60,000	0.00	60,000	0.00
TOTAL - EE	9,280	0.00	60,000	0.00	60,000	0.00	60,000	0.00
TOTAL	9,280	0.00	60,000	0.00	60,000	0.00	60,000	0.00
GRAND TOTAL	\$9,280	0.00	\$60,000	0.00	\$60,000	0.00	\$60,000	0.00

CORE DECISION ITEM

Department	Office of Administration	Budget Unit	31042
Division	Facilities Management, Design and Construction		
Core	Governor's Mansion Donation	HB Section	5.065

1. CORE FINANCIAL SUMMARY

	FY 2019 Budget Request						FY 2019 Governor's Recommendation				
	GR	Federal	Other	Total	E		GR	Federal	Other	Total	E
PS	0	0	0	0		PS	0	0	0	0	
EE	0	0	60,000	60,000		EE	0	0	60,000	60,000	
PSD	0	0	0	0		PSD	0	0	0	0	
TRF	0	0	0	0		TRF	0	0	0	0	
Total	0	0	60,000	60,000		Total	0	0	60,000	60,000	
FTE	0.00	0.00	0.00	0.00		FTE	0.00	0.00	0.00	0.00	

Est. Fringe	0	0	0	0
--------------------	---	---	---	---

Note: Fringes budgeted in House Bill 5 except for certain fringes budgeted directly to MoDOT, Highway Patrol, and Conservation.

Est. Fringe	0	0	0	0
--------------------	---	---	---	---

Note: Fringes budgeted in House Bill 5 except for certain fringes budgeted directly to MoDOT, Highway Patrol, and Conservation.

Other Funds: State Facility Maintenance & Operations (0501)

Other Funds: State Facility Maintenance & Operations (0501)

2. CORE DESCRIPTION

This appropriation provides authority to spend donated funds in support of maintenance, renovations, and operations at the Executive Mansion and grounds. Additionally, the Mansion Donations Fund is a revolving fund that can be used for voluntary contributions and donations to the Board of Public Buildings on behalf of the Governor's Mansion, and will be available to pay costs associated with public events at the Mansion. Contributions can be made by visitors to the Governor's Mansion, and monies can be expended for the public purpose of sponsoring cultural and educational events for the citizens of the State of Missouri. Such monies can also be expended for the purpose of allowing citizen groups to hold functions at the Mansion.

CORE DECISION ITEM

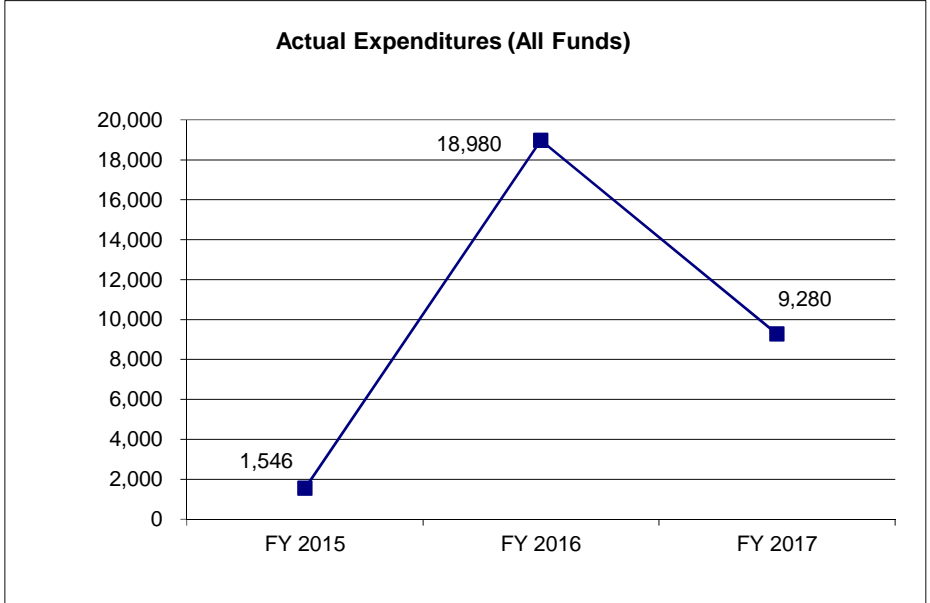
Department	Office of Administration	Budget Unit	31042
Division	Facilities Management, Design and Construction		
Core	Governor's Mansion Donation	HB Section	5.065

3. PROGRAM LISTING (list programs included in this core funding)

N/A

4. FINANCIAL HISTORY

	FY 2015 Actual	FY 2016 Actual	FY 2017 Actual	FY 2018 Current Yr.
Appropriation (All Funds)	60,000	60,000	60,000	60,000
Less Reverted (All Funds)	0	0	0	0
Less Restricted (All Funds)	0	0	0	0
Budget Authority (All Funds)	60,000	60,000	60,000	60,000
Actual Expenditures (All Funds)	1,546	18,980	9,280	0
Unexpended (All Funds)	58,454	41,020	50,720	60,000
Unexpended, by Fund:				
General Revenue	0	0	0	0
Federal	0	0	0	0
Other	58,454	41,020	50,720	0



Reverted includes the statutory three-percent reserve amount (when applicable).
 Restricted includes any Governor's Expenditure Restrictions which remained at the end of the fiscal year (when applicable).

NOTES:

CORE RECONCILIATION DETAIL

**STATE
MANSION DONATIONS**

5. CORE RECONCILIATION DETAIL

	Budget Class	FTE	GR	Federal	Other	Total	Explanation
TAFP AFTER VETOES	EE	0.00	0	0	60,000	60,000	
	Total	0.00	0	0	60,000	60,000	
DEPARTMENT CORE REQUEST	EE	0.00	0	0	60,000	60,000	
	Total	0.00	0	0	60,000	60,000	
GOVERNOR'S RECOMMENDED CORE	EE	0.00	0	0	60,000	60,000	
	Total	0.00	0	0	60,000	60,000	

OA REPORT 10 FY 2019 GOVERNOR REC

DECISION ITEM DETAIL

Budget Unit	FY 2017	FY 2017	FY 2018	FY 2018	FY 2019	FY 2019	FY 2019	FY 2019
Decision Item	ACTUAL	ACTUAL	BUDGET	BUDGET	DEPT REQ	DEPT REQ	GOV REC	GOV REC
Budget Object Class	DOLLAR	FTE	DOLLAR	FTE	DOLLAR	FTE	DOLLAR	FTE
MANSION DONATIONS								
CORE								
SUPPLIES	5,053	0.00	14,800	0.00	14,800	0.00	14,800	0.00
PROFESSIONAL SERVICES	665	0.00	6,000	0.00	6,000	0.00	6,000	0.00
HOUSEKEEPING & JANITORIAL SERV	0	0.00	1,000	0.00	1,000	0.00	1,000	0.00
M&R SERVICES	0	0.00	1,000	0.00	1,000	0.00	1,000	0.00
OFFICE EQUIPMENT	178	0.00	100	0.00	100	0.00	100	0.00
OTHER EQUIPMENT	1,372	0.00	100	0.00	1,000	0.00	1,000	0.00
PROPERTY & IMPROVEMENTS	0	0.00	100	0.00	100	0.00	100	0.00
EQUIPMENT RENTALS & LEASES	0	0.00	100	0.00	100	0.00	100	0.00
MISCELLANEOUS EXPENSES	2,012	0.00	36,800	0.00	35,900	0.00	35,900	0.00
TOTAL - EE	9,280	0.00	60,000	0.00	60,000	0.00	60,000	0.00
GRAND TOTAL	\$9,280	0.00	\$60,000	0.00	\$60,000	0.00	\$60,000	0.00
GENERAL REVENUE	\$0	0.00	\$0	0.00	\$0	0.00	\$0	0.00
FEDERAL FUNDS	\$0	0.00	\$0	0.00	\$0	0.00	\$0	0.00
OTHER FUNDS	\$9,280	0.00	\$60,000	0.00	\$60,000	0.00	\$60,000	0.00

OA REPORT 9 FY 2019 GOVERNOR REC

DECISION ITEM SUMMARY

Budget Unit								
Decision Item	FY 2017	FY 2017	FY 2018	FY 2018	FY 2019	FY 2019	FY 2019	FY 2019
Budget Object Summary	ACTUAL	ACTUAL	BUDGET	BUDGET	DEPT REQ	DEPT REQ	GOV REC	GOV REC
Fund	DOLLAR	FTE	DOLLAR	FTE	DOLLAR	FTE	DOLLAR	FTE
ASSET MANAGEMENT								
CORE								
PERSONAL SERVICES								
STATE FACILITY MAINT & OPERAT	18,739,917	497.89	19,503,215	515.25	19,493,789	515.25	19,493,789	515.25
TOTAL - PS	18,739,917	497.89	19,503,215	515.25	19,493,789	515.25	19,493,789	515.25
EXPENSE & EQUIPMENT								
STATE FACILITY MAINT & OPERAT	33,355,412	0.00	34,452,329	0.00	34,331,554	0.00	34,331,554	0.00
TOTAL - EE	33,355,412	0.00	34,452,329	0.00	34,331,554	0.00	34,331,554	0.00
PROGRAM-SPECIFIC								
STATE FACILITY MAINT & OPERAT	1,175,119	0.00	200	0.00	200	0.00	200	0.00
TOTAL - PD	1,175,119	0.00	200	0.00	200	0.00	200	0.00
TOTAL	53,270,448	497.89	53,955,744	515.25	53,825,543	515.25	53,825,543	515.25
Pay Plan - 0000012								
PERSONAL SERVICES								
STATE FACILITY MAINT & OPERAT	0	0.00	0	0.00	0	0.00	292,175	0.00
TOTAL - PS	0	0.00	0	0.00	0	0.00	292,175	0.00
TOTAL	0	0.00	0	0.00	0	0.00	292,175	0.00
FMDC Fuel and Utility Increase - 1300018								
EXPENSE & EQUIPMENT								
STATE FACILITY MAINT & OPERAT	0	0.00	0	0.00	0	0.00	187,682	0.00
TOTAL - EE	0	0.00	0	0.00	0	0.00	187,682	0.00
TOTAL	0	0.00	0	0.00	0	0.00	187,682	0.00
GRAND TOTAL	\$53,270,448	497.89	\$53,955,744	515.25	\$53,825,543	515.25	\$54,305,400	515.25

CORE DECISION ITEM

Department	Office of Administration	Budget Unit	31041
Division	Facilities Management, Design and Construction		
Core	Asset Management	HB Section	5.070

1. CORE FINANCIAL SUMMARY

	FY 2019 Budget Request						FY 2019 Governor's Recommendation				
	GR	Federal	Other	Total	E		GR	Federal	Other	Total	E
PS	0	0	19,493,789	19,493,789		PS	0	0	19,493,789	19,493,789	
EE	0	0	34,331,554	34,331,554		EE	0	0	34,331,554	34,331,554	
PSD	0	0	200	200		PSD	0	0	200	200	
TRF	0	0	0	0		TRF	0	0	0	0	
Total	0	0	53,825,543	53,825,543		Total	0	0	53,825,543	53,825,543	
FTE	0.00	0.00	515.25	515.25		FTE	0.00	0.00	515.25	515.25	

Est. Fringe	0	0	11,348,172	11,348,172
--------------------	---	---	------------	------------

Note: Fringes budgeted in House Bill 5 except for certain fringes budgeted directly to MoDOT, Highway Patrol, and Conservation.

Est. Fringe	0	0	11,100,852	11,100,852
--------------------	---	---	------------	------------

Note: Fringes budgeted in House Bill 5 except for certain fringes budgeted directly to MoDOT, Highway Patrol, and Conservation.

Other Funds: State Facility Maintenance & Operations (0501)

Other Funds: State Facility Maintenance & Operations (0501)

2. CORE DESCRIPTION

The mission is to provide a superior workplace environment for state occupants and their visitors and protect the State's investments in property assets. The goal of FMDC is to provide agencies with the information and resources that will support their development of high-performance workplaces -- workplaces that will meet agencies' business needs and can be readily adapted to changing work place practices and strategies.

Real Estate Services Unit provides oversight of HB13 budgeting for leasing, state owned and institutional facilities. The unit coordinates real estate transactions on behalf of the state to include conveyance legislation, sale of state-owned property, purchase of property and granting easements. In addition, procurement, payment processing, contract management and coordination for 606 lease contracts totaling 3.25M square feet of leased space located statewide for all state agencies (excluding MoDOT, Conservation and Higher Education) is also provided. The real estate services unit also provides oversight of tenant renovations within state owned facilities and tracks space, rent allocations and FTE within 3.78M sq. ft. of state owned space and 7.3M sq. ft. of institutional space.

State-owned Operations which maintains state-owned buildings for agencies that are tenants in state-owned office buildings. Includes complete building operations: maintenance, groundskeeping, security, housekeeping, conferencing and special events.

Institutional Operations provides maintenance management services for the Department of Elementary and Secondary Education, Mental Health, Social Services and the Missouri Highway Patrol. Includes maintenance and groundskeeping.

Project Management/Planning Unit with oversight of new construction, renovations, maintenance and repair projects at state facilities through capital improvement appropriations for all state agencies (excluding MoDOT, Conservation and Higher Education).

Energy Unit which monitors energy consumption in state-owned buildings and institution sites and develops and implements programs to help departments comply with the Governor's Executive Order 09-18, mandating a reduction of energy consumption in state owned buildings. Responsible for managing, coordination, and planning with SEMA, along with support efforts provided by OA-FMDC during disaster responses and recovery efforts.

CORE DECISION ITEM

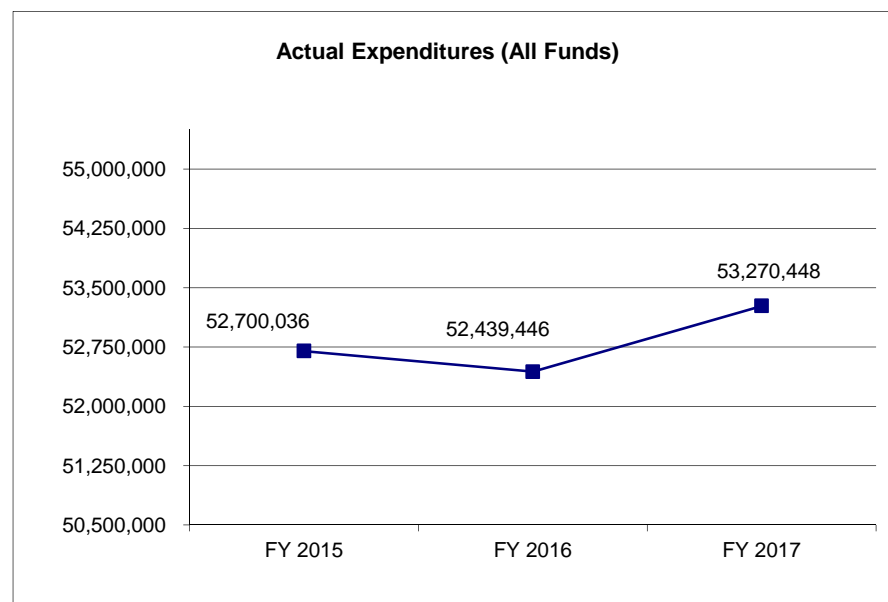
Department	Office of Administration	Budget Unit	31041
Division	Facilities Management, Design and Construction		
Core	Asset Management	HB Section	5.070

3. PROGRAM LISTING (list programs included in this core funding)

N/A

4. FINANCIAL HISTORY

	<u>FY 2015 Actual</u>	<u>FY 2016 Actual</u>	<u>FY 2017 Actual</u>	<u>FY 2018 Current Yr.</u>
Appropriation (All Funds)	53,128,193	53,230,508	54,055,649	53,955,744
Less Reverted (All Funds)	0	0	0	N/A
Less Restricted (All Funds)	0	0	0	N/A
Budget Authority (All Funds)	53,128,193	53,230,508	54,055,649	N/A
Actual Expenditures (All Funds)	52,700,036	52,439,446	53,270,448	N/A
Unexpended (All Funds)	428,157	791,062	785,201	N/A
Unexpended, by Fund:				
General Revenue	0	0	0	N/A
Federal	0	0	0	N/A
Other	428,157	791,062	785,201	N/A



Reverted includes the statutory three-percent reserve amount (when applicable).

Restricted includes any Governor's Expenditure Restrictions which remained at the end of the fiscal year (when applicable).

NOTES:

CORE RECONCILIATION DETAIL

**STATE
ASSET MANAGEMENT**

5. CORE RECONCILIATION DETAIL

	Budget Class	FTE	GR	Federal	Other	Total	Explanation
TAFP AFTER VETOES							
	PS	515.25	0	0	19,503,215	19,503,215	
	EE	0.00	0	0	34,452,329	34,452,329	
	PD	0.00	0	0	200	200	
	Total	515.25	0	0	53,955,744	53,955,744	
DEPARTMENT CORE ADJUSTMENTS							
Transfer Out	921 2605 PS	0.00	0	0	(9,426)	(9,426)	Transfer to HB 12 - Gov Office
Core Reduction	538 2148 EE	0.00	0	0	(120,775)	(120,775)	Transfer Out - Fuel & Utilities to Lottery.
Core Reallocation	539 2605 PS	(0.00)	0	0	0	0	
	NET DEPARTMENT CHANGES	(0.00)	0	0	(130,201)	(130,201)	
DEPARTMENT CORE REQUEST							
	PS	515.25	0	0	19,493,789	19,493,789	
	EE	0.00	0	0	34,331,554	34,331,554	
	PD	0.00	0	0	200	200	
	Total	515.25	0	0	53,825,543	53,825,543	
GOVERNOR'S RECOMMENDED CORE							
	PS	515.25	0	0	19,493,789	19,493,789	
	EE	0.00	0	0	34,331,554	34,331,554	
	PD	0.00	0	0	200	200	
	Total	515.25	0	0	53,825,543	53,825,543	

FLEXIBILITY REQUEST FORM

BUDGET UNIT NUMBER: 31041	DEPARTMENT: Office of Administration
BUDGET UNIT NAME: FMDC Asset Management	
HOUSE BILL SECTION: 5.07	DIVISION: Facilities Management, Design and Construction

1. Provide the amount by fund of personal service flexibility and the amount by fund of expense and equipment flexibility you are requesting in dollar and percentage terms and explain why the flexibility is needed. If flexibility is being requested among divisions, provide the amount by fund of flexibility you are requesting in dollar and percentage terms and explain why the flexibility is needed.

DEPARTMENT REQUEST

PS/EE flexibility of 10% would allow the Division of Facilities Management, Design and Construction the ability to adjust funding to match varying asset management needs and costs. PS and EE will differ annually based on needs to cover operational expenses, address emergency and changing situations, etc. In addition, the level of withholds and core reductions will impact how the flexibility will be used.

2. Estimate how much flexibility will be used for the budget year. How much flexibility was used in the Prior Year Budget and the Current Year Budget? Please specify the amount.

PRIOR YEAR ACTUAL AMOUNT OF FLEXIBILITY USED	CURRENT YEAR ESTIMATED AMOUNT OF FLEXIBILITY THAT WILL BE USED	BUDGET REQUEST ESTIMATED AMOUNT OF FLEXIBILITY THAT WILL BE USED
\$0.00	Unknown	Unknown

3. Please explain how flexibility was used in the prior and/or current years.

PRIOR YEAR EXPLAIN ACTUAL USE	CURRENT YEAR EXPLAIN PLANNED USE
N/A	Flexibility may be used to redirect PS/E&E to efficiently conduct asset management needs and costs.

OA REPORT 10 FY 2019 GOVERNOR REC

DECISION ITEM DETAIL

Budget Unit	FY 2017	FY 2017	FY 2018	FY 2018	FY 2019	FY 2019	FY 2019	FY 2019
Decision Item	ACTUAL	ACTUAL	BUDGET	BUDGET	DEPT REQ	DEPT REQ	GOV REC	GOV REC
Budget Object Class	DOLLAR	FTE	DOLLAR	FTE	DOLLAR	FTE	DOLLAR	FTE
ASSET MANAGEMENT								
CORE								
SR OFC SUPPORT ASST (CLERICAL)	3,338	0.13	55,356	2.00	55,356	2.00	55,356	2.00
ADMIN OFFICE SUPPORT ASSISTANT	132,591	4.01	131,040	4.00	138,324	4.00	138,324	4.00
OFFICE SUPPORT ASSISTANT	69,000	2.69	79,596	3.00	52,032	2.00	52,032	2.00
SR OFFICE SUPPORT ASSISTANT	423,993	14.87	370,860	13.00	457,080	16.00	457,080	16.00
STOREKEEPER I	109,895	3.94	140,364	5.00	83,184	3.00	83,184	3.00
STOREKEEPER II	74,132	2.38	63,084	2.00	92,196	3.00	92,196	3.00
SUPPLY MANAGER I	60,694	1.78	68,916	2.00	66,552	2.00	66,552	2.00
SUPPLY MANAGER II	29,641	0.76	39,000	1.00	39,000	1.00	39,000	1.00
STATE LEASING COOR	401,127	7.00	400,608	7.00	404,664	7.00	404,664	7.00
ACCOUNT CLERK II	15,034	0.56	80,304	3.00	0	0.00	0	0.00
ACCOUNTANT I	118,800	3.46	103,248	3.00	103,248	3.00	103,248	3.00
ACCOUNTANT II	107,593	2.42	130,836	3.00	132,948	3.00	132,948	3.00
ACCOUNTANT III	58,848	1.00	58,896	1.00	58,896	1.00	58,896	1.00
ACCOUNTING CLERK	16,500	0.63	0	0.00	26,340	1.00	26,340	1.00
ACCOUNTING GENERALIST I	150,265	4.37	172,080	5.00	240,912	7.00	240,912	7.00
ACCOUNTING GENERALIST II	43,731	1.04	42,000	1.00	96,276	2.00	96,276	2.00
EXECUTIVE I	150,228	3.78	159,780	4.00	117,000	3.00	117,000	3.00
EXECUTIVE II	56,798	1.14	50,112	1.00	48,852	1.00	48,852	1.00
BUILDING MGR II	46,019	1.00	46,056	1.00	46,056	1.00	46,056	1.00
TELECOMMUN ANAL IV	50,071	1.00	50,112	1.00	50,112	1.00	50,112	1.00
CUSTODIAL WORKER I	42,722	2.00	42,756	2.00	42,756	2.00	42,756	2.00
CUSTODIAL WORK SPV	21,499	0.85	25,908	1.00	0	0.00	0	0.00
HOUSEKEEPER I	41,684	1.41	51,876	2.00	125,664	4.00	125,664	4.00
HOUSEKEEPER II	108,738	3.04	106,332	3.00	70,692	2.00	70,692	2.00
CAPITAL IMPROVEMENTS SPEC I	38,481	0.85	45,192	1.00	40,416	1.00	40,416	1.00
CONTRACT SPEC I (OFC OF ADM)	103,072	2.41	128,340	3.00	128,340	3.00	128,340	3.00
CONTRACT SPEC II (OFC OF ADM)	164,650	3.00	164,784	3.00	164,784	3.00	164,784	3.00
TECHNICAL ASSISTANT III	27,707	0.88	31,608	1.00	0	0.00	0	0.00
TECHNICAL ASSISTANT IV	36,713	0.96	38,304	1.00	35,040	1.00	35,040	1.00
DESIGN ENGR I	2,171	0.04	0	0.00	0	0.00	0	0.00
DESIGN ENGR II	57,581	0.96	0	0.00	0	0.00	0	0.00
DESIGN ENGR III	0	0.00	70,092	1.00	70,092	1.00	70,092	1.00

OA REPORT 10 FY 2019 GOVERNOR REC

DECISION ITEM DETAIL

Budget Unit	FY 2017	FY 2017	FY 2018	FY 2018	FY 2019	FY 2019	FY 2019	FY 2019
Decision Item	ACTUAL	ACTUAL	BUDGET	BUDGET	DEPT REQ	DEPT REQ	GOV REC	GOV REC
Budget Object Class	DOLLAR	FTE	DOLLAR	FTE	DOLLAR	FTE	DOLLAR	FTE
ASSET MANAGEMENT								
CORE								
DESIGNER I	33,817	0.92	36,924	1.00	0	0.00	0	0.00
DESIGNER II	11,088	0.25	0	0.00	88,704	2.00	88,704	2.00
DESIGNER III	113,393	1.92	118,416	2.00	118,416	2.00	118,416	2.00
LABORER I	73,354	3.39	86,736	4.00	0	0.00	0	0.00
LABORER II	260,284	10.38	323,472	13.00	296,652	12.00	296,652	12.00
LABOR SPV	75,851	2.46	90,540	3.00	57,684	2.00	57,684	2.00
GROUNDKEEPER I	107,556	4.08	105,744	4.00	105,744	4.00	105,744	4.00
GROUNDKEEPER II	154,590	5.04	153,372	5.00	153,372	5.00	153,372	5.00
MAINTENANCE WORKER I	164,529	5.82	167,940	6.00	251,784	9.00	251,784	9.00
MAINTENANCE WORKER II	4,116,760	134.86	4,199,460	137.62	4,214,124	138.50	4,214,124	138.50
MAINTENANCE SPV I	1,585,850	44.30	1,566,048	44.00	1,365,528	38.00	1,365,528	38.00
MAINTENANCE SPV II	320,986	7.43	305,592	7.00	512,760	13.00	512,760	13.00
LOCKSMITH	107,535	3.07	105,192	3.00	105,192	3.00	105,192	3.00
REFRIGERATION MECHANIC I	244,657	7.72	352,788	11.00	347,688	11.00	347,688	11.00
REFRIGERATION MECHANIC II	562,665	15.34	591,588	16.00	613,224	17.00	613,224	17.00
CARPENTER	449,727	12.89	451,872	13.00	417,456	12.00	417,456	12.00
CARPENTER SPV	42,745	1.00	42,780	1.00	42,780	1.00	42,780	1.00
ELECTRICIAN	423,709	12.82	500,724	15.00	397,476	12.00	397,476	12.00
PAINTER	377,146	11.41	435,768	13.00	422,148	13.00	422,148	13.00
PLUMBER	385,711	11.86	462,924	14.00	458,916	14.00	458,916	14.00
POWER PLANT MECHANIC	33,538	1.06	31,608	1.00	31,608	1.00	31,608	1.00
SHEET METAL WORKER	31,582	1.00	31,608	1.00	31,608	1.00	31,608	1.00
ELECTRONICS TECH	116,821	3.70	129,240	4.00	159,492	5.00	159,492	5.00
BOILER OPERATOR	23,719	0.79	59,244	2.00	59,244	2.00	59,244	2.00
STATIONARY ENGR	650,418	18.09	823,860	23.00	715,140	20.00	715,140	20.00
HVAC INSTRUMENT CONTROLS TECH	118,975	3.43	139,920	4.00	103,644	3.00	103,644	3.00
PHYSICAL PLANT SUPERVISOR I	102,996	2.51	81,600	2.00	255,324	6.00	255,324	6.00
PHYSICAL PLANT SUPERVISOR II	591,970	13.74	605,532	14.00	564,312	13.00	564,312	13.00
PHYSICAL PLANT SUPERVISOR III	424,653	8.30	474,828	9.00	462,648	9.00	462,648	9.00
CONSTRUCTION INSPECTOR	341,570	7.11	382,464	8.00	385,884	8.00	385,884	8.00
CONSTRUCTION INSPECTOR SUPV	64,301	1.05	53,136	1.00	65,280	1.00	65,280	1.00
DESIGN/DEVELOP/SURVEY MGR B1	269,687	4.89	278,604	5.00	335,618	6.00	335,618	6.00

OA REPORT 10 FY 2019 GOVERNOR REC

DECISION ITEM DETAIL

Budget Unit	FY 2017	FY 2017	FY 2018	FY 2018	FY 2019	FY 2019	FY 2019	FY 2019
Decision Item	ACTUAL	ACTUAL	BUDGET	BUDGET	DEPT REQ	DEPT REQ	GOV REC	GOV REC
Budget Object Class	DOLLAR	FTE	DOLLAR	FTE	DOLLAR	FTE	DOLLAR	FTE
ASSET MANAGEMENT								
CORE								
DESIGN/DEVELOP/SURVEY MGR B2	622,295	9.09	740,391	11.00	754,640	11.00	754,640	11.00
DESIGN/DEVELOP/SURVEY MGR B3	592,382	7.19	578,127	7.00	578,127	7.00	578,127	7.00
FACILITIES OPERATIONS MGR B1	642,610	10.60	667,673	11.00	709,174	12.00	709,174	12.00
FACILITIES OPERATIONS MGR B2	323,049	5.05	320,147	5.00	323,761	5.00	323,761	5.00
FACILITIES OPERATIONS MGR B3	283,156	3.80	299,696	4.00	301,380	4.00	301,380	4.00
FISCAL & ADMINISTRATIVE MGR B1	121,539	2.00	121,458	2.00	180,354	3.00	180,354	3.00
FISCAL & ADMINISTRATIVE MGR B2	87,157	1.17	87,790	1.47	98,743	1.43	98,743	1.43
OFFICE OF ADMINISTRATION MGR 1	59,413	1.13	51,000	1.00	118,400	2.00	118,400	2.00
DIVISION DIRECTOR	99,786	1.01	83,651	0.75	98,681	1.00	98,681	1.00
DESIGNATED PRINCIPAL ASST DIV	129,702	2.21	150,532	3.00	44,066	3.00	44,066	3.00
LEGAL COUNSEL	96,396	1.46	93,451	1.47	86,750	1.44	86,750	1.44
MISCELLANEOUS TECHNICAL	54,431	1.73	24,000	0.00	0	0.00	0	0.00
MISCELLANEOUS PROFESSIONAL	91,042	1.34	35,525	0.00	13,146	0.00	13,146	0.00
SPECIAL ASST PROFESSIONAL	61,030	0.83	39,984	0.94	60,305	0.88	60,305	0.88
LABORER	209,776	9.22	0	0.00	0	0.00	0	0.00
SKILLED TRADESMAN	119,400	3.06	72,826	0.00	0	0.00	0	0.00
CHIEF OPERATING OFFICER	1,254	0.01	0	0.00	0	0.00	0	0.00
TOTAL - PS	18,739,917	497.89	19,503,215	515.25	19,493,789	515.25	19,493,789	515.25
TRAVEL, IN-STATE	101,652	0.00	125,300	0.00	100,000	0.00	100,000	0.00
TRAVEL, OUT-OF-STATE	2,603	0.00	100	0.00	100	0.00	100	0.00
FUEL & UTILITIES	19,760,978	0.00	21,241,979	0.00	21,121,204	0.00	21,121,204	0.00
SUPPLIES	3,397,951	0.00	3,645,268	0.00	3,609,706	0.00	3,609,706	0.00
PROFESSIONAL DEVELOPMENT	13,515	0.00	29,067	0.00	15,000	0.00	15,000	0.00
COMMUNICATION SERV & SUPP	327,602	0.00	263,648	0.00	263,648	0.00	263,648	0.00
PROFESSIONAL SERVICES	985,849	0.00	848,889	0.00	888,889	0.00	888,889	0.00
HOUSEKEEPING & JANITORIAL SERV	3,737,886	0.00	3,681,115	0.00	3,721,115	0.00	3,721,115	0.00
M&R SERVICES	2,666,852	0.00	2,648,426	0.00	2,648,426	0.00	2,648,426	0.00
COMPUTER EQUIPMENT	94,037	0.00	100	0.00	100	0.00	100	0.00
MOTORIZED EQUIPMENT	222,764	0.00	102,500	0.00	102,500	0.00	102,500	0.00
OFFICE EQUIPMENT	56,809	0.00	20,302	0.00	20,302	0.00	20,302	0.00
OTHER EQUIPMENT	671,920	0.00	714,620	0.00	670,620	0.00	670,620	0.00
PROPERTY & IMPROVEMENTS	1,209,966	0.00	988,500	0.00	1,070,929	0.00	1,070,929	0.00

OA REPORT 10 FY 2019 GOVERNOR REC

DECISION ITEM DETAIL

Budget Unit	FY 2017	FY 2017	FY 2018	FY 2018	FY 2019	FY 2019	FY 2019	FY 2019
Decision Item	ACTUAL	ACTUAL	BUDGET	BUDGET	DEPT REQ	DEPT REQ	GOV REC	GOV REC
Budget Object Class	DOLLAR	FTE	DOLLAR	FTE	DOLLAR	FTE	DOLLAR	FTE
ASSET MANAGEMENT								
CORE								
BUILDING LEASE PAYMENTS	1,672	0.00	620	0.00	620	0.00	620	0.00
EQUIPMENT RENTALS & LEASES	50,485	0.00	48,395	0.00	48,395	0.00	48,395	0.00
MISCELLANEOUS EXPENSES	52,871	0.00	93,500	0.00	50,000	0.00	50,000	0.00
TOTAL - EE	33,355,412	0.00	34,452,329	0.00	34,331,554	0.00	34,331,554	0.00
PROGRAM DISTRIBUTIONS	0	0.00	100	0.00	100	0.00	100	0.00
DEBT SERVICE	1,175,119	0.00	100	0.00	100	0.00	100	0.00
TOTAL - PD	1,175,119	0.00	200	0.00	200	0.00	200	0.00
GRAND TOTAL	\$53,270,448	497.89	\$53,955,744	515.25	\$53,825,543	515.25	\$53,825,543	515.25
GENERAL REVENUE	\$0	0.00	\$0	0.00	\$0	0.00	\$0	0.00
FEDERAL FUNDS	\$0	0.00	\$0	0.00	\$0	0.00	\$0	0.00
OTHER FUNDS	\$53,270,448	497.89	\$53,955,744	515.25	\$53,825,543	515.25	\$53,825,543	515.25

NEW DECISION ITEM
RANK: 5

Department Office of Administration	Budget Unit <u>31041 C</u>
Division Facilities Management, Design and Construction	
DI Name: Fuel & Utility Increase DI#: 1300018	HB Section: <u>5.070</u>

1. AMOUNT OF REQUEST

	FY 2019 Budget Request				FY 2019 Governor's Recommendation			
	GR	Federal	Other	Total	GR	Federal	Other	Total
PS	0	0	0	0	PS	0	0	0
EE	0	0	0	0	EE	0	187,682	187,682
PSD	0	0	0	0	PSD	0	0	0
TRF	0	0	0	0	TRF	0	0	0
Total	0	0	0	0	Total	0	187,682	187,682
FTE	0.00	0.00	0.00	0.00	FTE	0.00	0.00	0.00

Est. Fringe	0	0	0	0
--------------------	---	---	---	---

Note: Fringes budgeted in House Bill 5 except for certain fringes budgeted directly to MoDOT, Highway Patrol, and Conservation.

Est. Fringe	0	0	0	0
--------------------	---	---	---	---

Note: Fringes budgeted in House Bill 5 except for certain fringes budgeted directly to MoDOT, Highway Patrol, and Conservation.

Other Funds: _____ Other Funds: 0501 - STATE FACILITY MAINT & OPERAT

2. THIS REQUEST CAN BE CATEGORIZED AS:

_____ New Legislation	_____ New Program	_____ Fund Switch
_____ Federal Mandate	_____ Program Expansion	<u> X </u> Cost to Continue
_____ GR Pick-Up	_____ Space Request	_____ Equipment Replacement
_____ Pay Plan	<u> X </u> Other: <u>Fuel & Utilities</u>	

3. WHY IS THIS FUNDING NEEDED? PROVIDE AN EXPLANATION FOR ITEMS CHECKED IN #2. INCLUDE THE FEDERAL OR STATE STATUTORY OR CONSTITUTIONAL AUTHORIZATION FOR THIS PROGRAM.

The NDI reflects the additional funding necessary to allocate the funds to pay for fuel & utilities in HB5 for the Veterans' Commission and State Fair.

4. DESCRIBE THE DETAILED ASSUMPTIONS USED TO DERIVE THE SPECIFIC REQUESTED AMOUNT. (How did you determine that the requested number of FTE were appropriate? From what source or standard did you derive the requested levels of funding? Were alternatives such as outsourcing or automation considered? If based on new legislation, does request tie to TAFP fiscal note? If not, explain why. Detail which portions of the request are one-times and how those amounts were calculated.)

This is appropriation authority for HB5 for fuel & utilities expenditures funded by 304 - Vet Comm CI Trust - \$111,437 in HB13 and Fund 410 - State Fair Fee - \$76,245 in HB13

NEW DECISION ITEM
RANK: 5

Department Office of Administration	Budget Unit 31041 C
Division Facilities Management, Design and Construction	
DI Name: Fuel & Utility Increase	DI#: 1300018
	HB Section: 5.070

5. BREAK DOWN THE REQUEST BY BUDGET OBJECT CLASS, JOB CLASS, AND FUND SOURCE. IDENTIFY ONE-TIME COSTS.

Budget Object Class/Job Class	Dept Req GR DOLLARS	Dept Req GR FTE	Dept Req FED DOLLARS	Dept Req FED FTE	Dept Req OTHER DOLLARS	Dept Req OTHER FTE	Dept Req TOTAL DOLLARS	Dept Req TOTAL FTE	Dept Req One-Time DOLLARS
Total PS	0	0.0	0	0.0	0	0.0	0	0.0	0
180 - Fuel & Utilities							0		
Total EE	0		0		0		0		0
Program Distributions									
Total PSD	0		0		0		0		0
Transfers									
Total TRF	0		0		0		0		0
Grand Total	0	0.0	0	0.0	0	0.0	0	0.0	0

Budget Object Class/Job Class	Gov Rec GR DOLLARS	Gov Rec GR FTE	Gov Rec FED DOLLARS	Gov Rec FED FTE	Gov Rec OTHER DOLLARS	Gov Rec OTHER FTE	Gov Rec TOTAL DOLLARS	Gov Rec TOTAL FTE	Gov Rec One-Time DOLLARS
Total PS	0	0.0	0	0.0	0	0.0	0	0.0	0
180 - Fuel & Utilities					187,682		187,682		
Total EE	0		0		187,682		187,682		0
Program Distributions									
Total PSD	0		0		0		0		0
Transfers									
Total TRF	0		0		0		0		0
Grand Total	0	0.0	0	0.0	187,682	0.0	187,682	0.0	0

OA REPORT 10 FY 2019 GOVERNOR REC

DECISION ITEM DETAIL

Budget Unit	FY 2017	FY 2017	FY 2018	FY 2018	FY 2019	FY 2019	FY 2019	FY 2019
Decision Item	ACTUAL	ACTUAL	BUDGET	BUDGET	DEPT REQ	DEPT REQ	GOV REC	GOV REC
Budget Object Class	DOLLAR	FTE	DOLLAR	FTE	DOLLAR	FTE	DOLLAR	FTE
ASSET MANAGEMENT								
FMDC Fuel and Utility Increase - 1300018								
FUEL & UTILITIES	0	0.00	0	0.00	0	0.00	187,682	0.00
TOTAL - EE	0	0.00	0	0.00	0	0.00	187,682	0.00
GRAND TOTAL	\$0	0.00	\$0	0.00	\$0	0.00	\$187,682	0.00
GENERAL REVENUE	\$0	0.00	\$0	0.00	\$0	0.00	\$0	0.00
FEDERAL FUNDS	\$0	0.00	\$0	0.00	\$0	0.00	\$0	0.00
OTHER FUNDS	\$0	0.00	\$0	0.00	\$0	0.00	\$187,682	0.00

PROGRAM DESCRIPTION

Department Office of Administration	HB Section(s) <u>5.080</u>
Program Name Facilities Management, Design and Construction	
Program is found in the following core budget(s): Asset Management	

1a. What strategic priority does this program address?

To Enhance Facility Solutions for Departments' Success

1b. What does this program do?

The mission is to provide a superior workplace environment for state occupants and their visitors and protect the State's investments in property assets. The goal of FMDC is to provide agencies with the information and resources that will support their development of high-performance workplaces -- workplaces that will meet agencies' business needs and can be readily adapted to changing work place practices and strategies.

Real Estate Services Unit provides oversight of HB13 budgeting for leasing, state owned and institutional facilities. Coordinates real estate transactions on behalf of the state to include conveyance legislation, sale of state-owned property, purchase of property and granting easements. In addition, procurement, payment processing, contract management and coordination for 606 lease contracts totaling 3.25M square feet of leased space located statewide for all state agencies (excluding MoDOT, Conservation and Higher Education) is also provided. This unit provides oversight of tenant space, rent allocations and FTE within 3.7M sq. ft. of state owned space and 7.29M sq. ft. of institutional space.

State-Owned Operations which maintains state-owned buildings for agencies that are tenants in state-owned office buildings. Includes complete building operations: maintenance, groundskeeping, security, housekeeping, conferencing and special events.

Institutional Operations provides maintenance management services for the Department of Elementary and Secondary Education, Mental Health, Social Services and the Missouri Highway Patrol. Includes maintenance and groundskeeping.

Project Management/Planning Unit with oversight of new construction, renovations, maintenance and repair projects at state facilities through capital improvement appropriations for all state agencies (excluding MoDOT, Conservation and Higher Education).

Energy Unit which monitors energy consumption in state-owned buildings and institution sites and develops and implements programs to help departments comply with the Governor's Executive Order 09-18, mandating a reduction of energy consumption in state owned buildings. Responsible for managing, coordination, and planning with SEMA, along with support efforts provided by OA-FMDC during disaster responses and recovery efforts.

2. What is the authorization for this program, i.e., federal or state statute, etc.? (Include the federal program number, if applicable.)

Missouri Revised Statutes, Chapter 8, Section 8.110, Division of Facilities Management Created - Duties and Chapter 34.030, Leasing

3. Are there federal matching requirements? If yes, please explain.

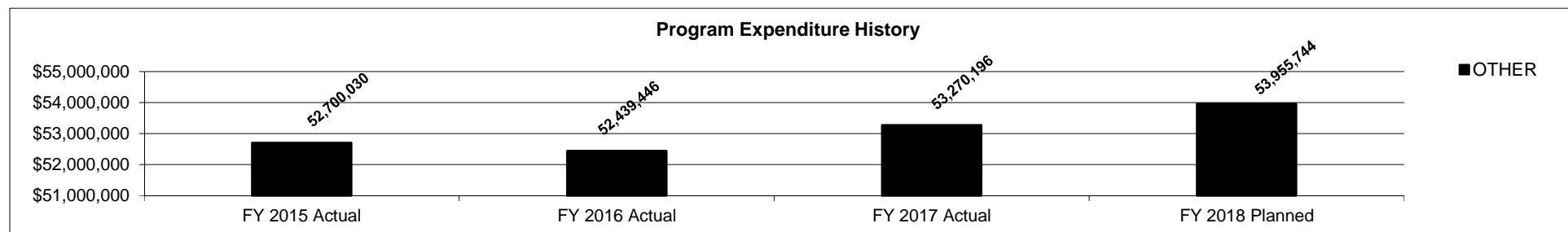
No

4. Is this a federally mandated program? If yes, please explain.

No

5. Provide actual expenditures for the prior three fiscal years and planned expenditures for the current fiscal year.

Program Expenditure History



PROGRAM DESCRIPTION

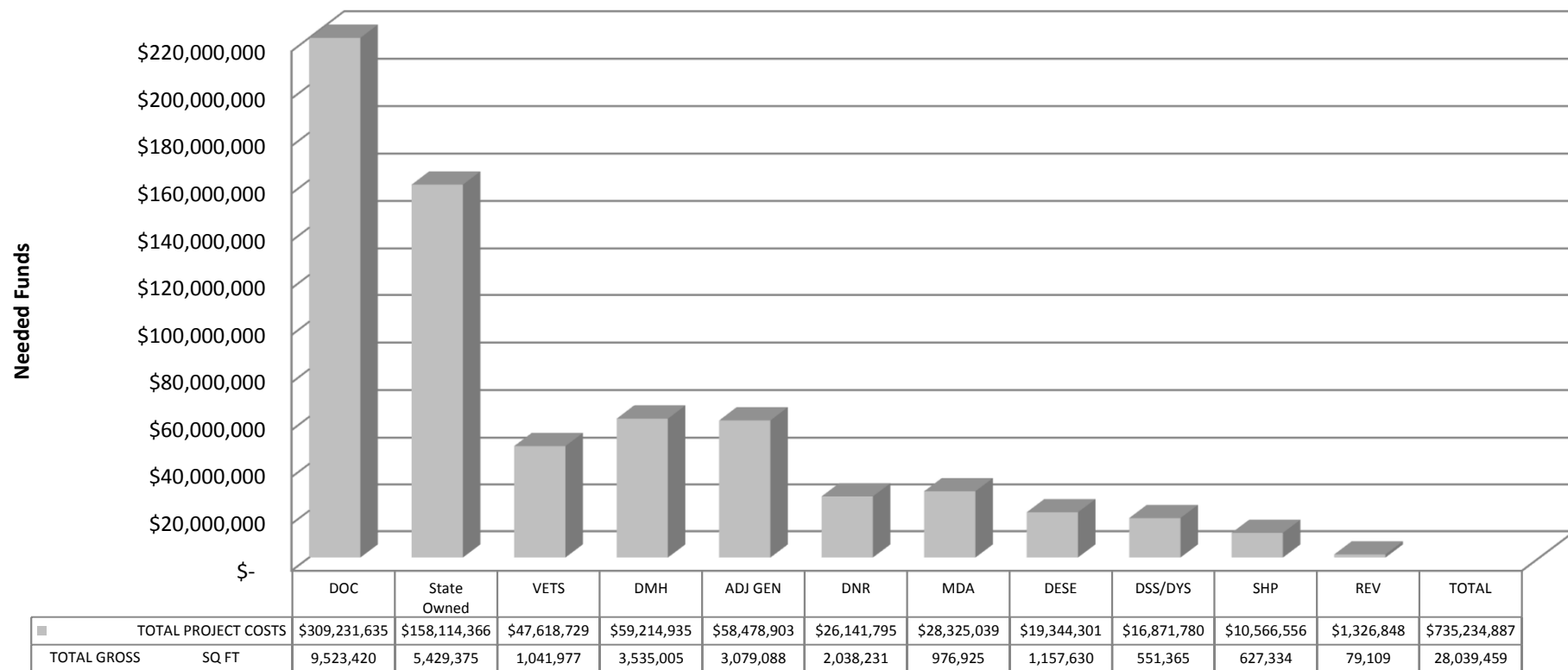
Department	Office of Administration	HB Section(s)	<u>5.080</u>
Program Name	Facilities Management, Design and Construction		
Program is found in the following core budget(s):	Asset Management		

6. What are the sources of the "Other " funds?

7a. Provide an effectiveness measure.

1) DFMDM manages a statewide facilities database that provides maintenance & repair, construction and rehabilitation of all state properties in total estimated project costs. The chart below does not include new Capital Improvement construction projects.

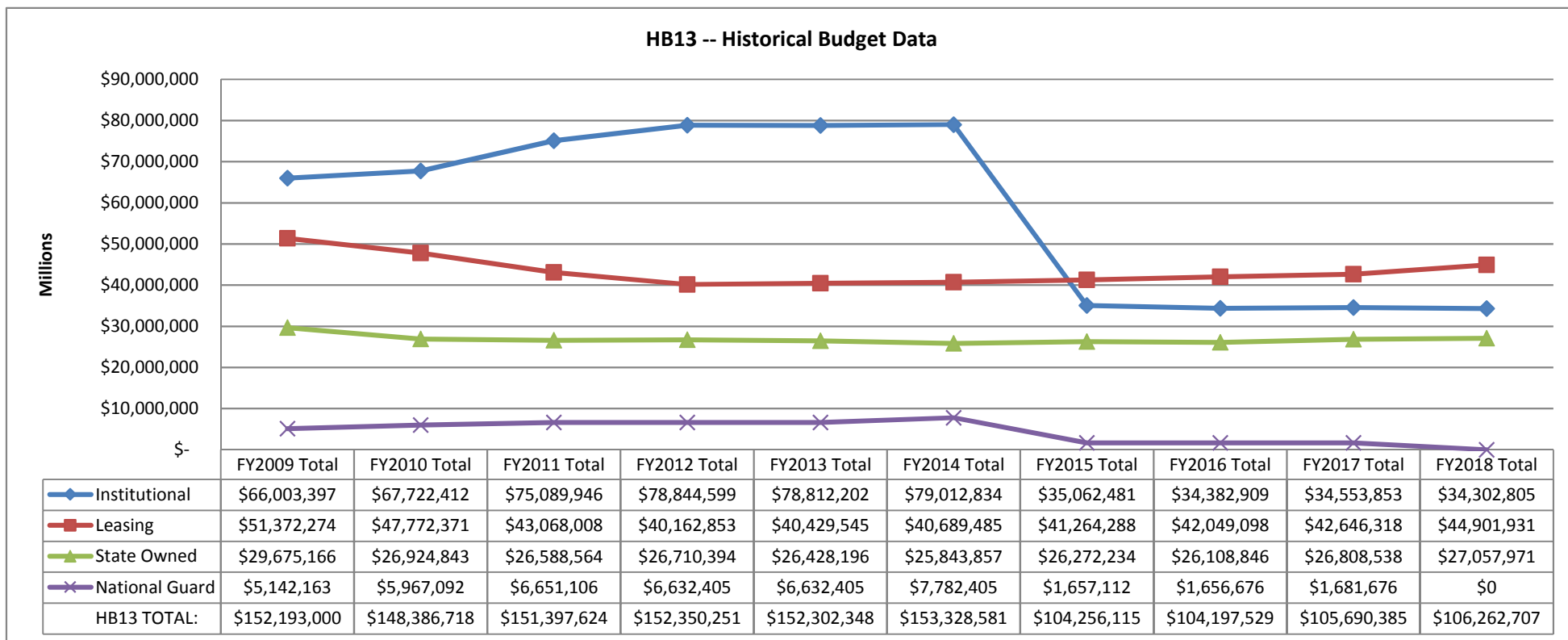
**Capital Improvement - Statewide Maintenance & Repair
Long-Range Plan - FY19-FY24**



PROGRAM DESCRIPTION

Department Office of Administration	HB Section(s) <u>5.080</u>
Program Name Facilities Management, Design and Construction	
Program is found in the following core budget(s): Asset Management	

2) OA-FMDC provides oversight for all leased facilities, state-owned facilities, and most institutional facilities excluding facilities occupied by Conservation, MoDot and Colleges or Universities.



NOTE: Fiscal Year 2018 - National Guard was reallocated to Leasing-DPS

NOTE: Fiscal Year 2015 - Core Cut -- Maintenance Deconsolidation -- to Department of Corrections.

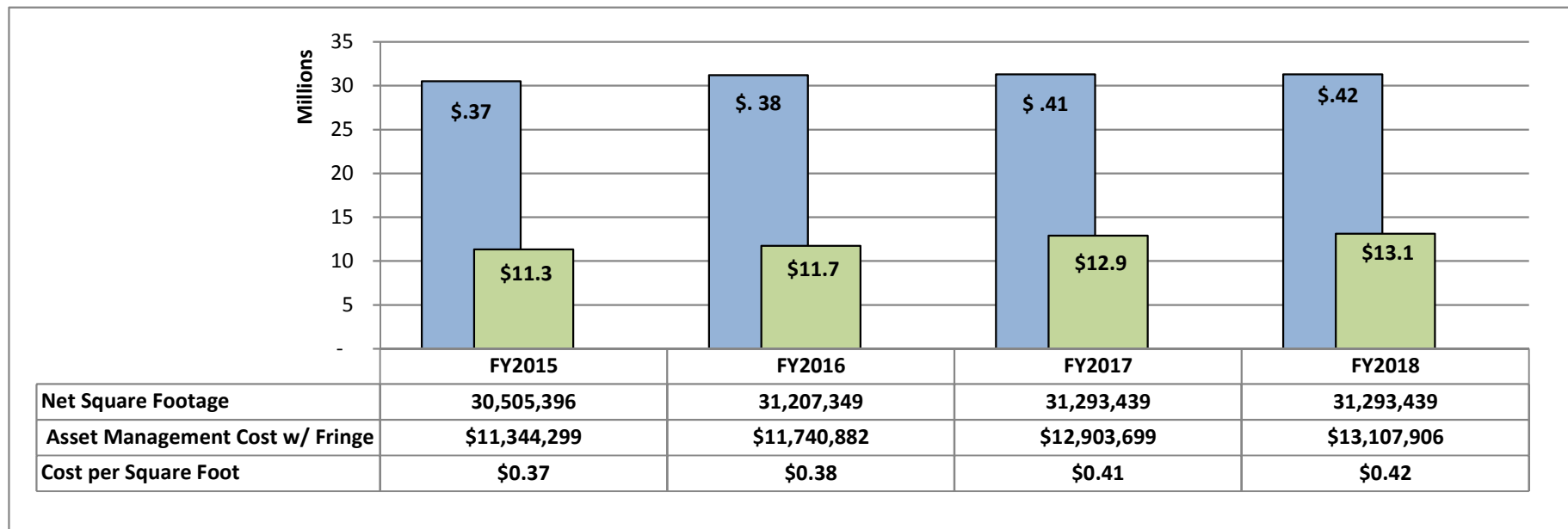
NOTE: Fiscal Year 2015 - Core Cut -- Fuel & Utilities Deconsolidation -- to DPS-National Guard

PROGRAM DESCRIPTION

Department	Office of Administration	HB Section(s)	<u>5.080</u>
Program Name	Facilities Management, Design and Construction		
Program is found in the following core budget(s):	Asset Management		

7b. Provide an efficiency measure.

Division of Facilities Management, Design and Construction - Asset Management cost per square foot.



7c. Provide the number of clients/individuals served, if applicable.

DFMDC provides professional services to assist state entities in meeting their facility needs for the benefit of the public. Our mission is to provide a superior workplace environment for state occupants and their visitors and protect the State's investments in property assets. The goal is to provide agencies with the information and resources that will support their development of high-performance workplaces--workplaces that will meet agencies' business needs and can be readily adapted to changing work practices and strategies.

7d. Provide a customer satisfaction measure, if available.

		Planned	Planned	Planned	Planned
Customer Satisfaction	2017	2018	2019	2020	2021
Leasing	B	A	A	A	A
State Owned Building/Institution Operations	B	A	A	A	A

OA REPORT 9 FY 2019 GOVERNOR REC

DECISION ITEM SUMMARY

Budget Unit								
Decision Item	FY 2017	FY 2017	FY 2018	FY 2018	FY 2019	FY 2019	FY 2019	FY 2019
Budget Object Summary	ACTUAL	ACTUAL	BUDGET	BUDGET	DEPT REQ	DEPT REQ	GOV REC	GOV REC
Fund	DOLLAR	FTE	DOLLAR	FTE	DOLLAR	FTE	DOLLAR	FTE
STATE CAPITOL COMMISSION								
CORE								
EXPENSE & EQUIPMENT								
STATE CAPITOL COMMISSION	0	0.00	25,000	0.00	25,000	0.00	25,000	0.00
TOTAL - EE	0	0.00	25,000	0.00	25,000	0.00	25,000	0.00
TOTAL	0	0.00	25,000	0.00	25,000	0.00	25,000	0.00
GRAND TOTAL	\$0	0.00	\$25,000	0.00	\$25,000	0.00	\$25,000	0.00

CORE DECISION ITEM

Department	Office of Administration	Budget Unit	31049
Division	Facilities Management, Design and Construction		
Core	MO State Capitol Commission	HB Section	5.075

1. CORE FINANCIAL SUMMARY

	FY 2019 Budget Request						FY 2019 Governor's Recommendation				
	GR	Federal	Other	Total	E		GR	Federal	Other	Total	E
PS	0	0	0	0		PS	0	0	0	0	
EE	0	0	25,000	25,000		EE	0	0	25,000	25,000	
PSD	0	0	0	0		PSD	0	0	0	0	
TRF	0	0	0	0		TRF	0	0	0	0	
Total	0	0	25,000	25,000		Total	0	0	25,000	25,000	
FTE	0.00	0.00	0.00	0.00		FTE	0.00	0.00	0.00	0.00	

Est. Fringe	0	0	0	0
--------------------	---	---	---	---

Note: Fringes budgeted in House Bill 5 except for certain fringes budgeted directly to MoDOT, Highway Patrol, and Conservation.

Est. Fringe	0	0	0	0
--------------------	---	---	---	---

Note: Fringes budgeted in House Bill 5 except for certain fringes budgeted directly to MoDOT, Highway Patrol, and Conservation.

Other Funds: State Capitol Commission Fund (0745)

Other Funds: State Capitol Commission Fund (0745)

2. CORE DESCRIPTION

This appropriation provides authority to spend gifts, bequests, grants, and donated funds in support of the work of the Missouri State Capitol Commission for the restoration and preservation of the Capitol Building, the promotion of the historical significance of the Capitol Building, and the improved accessibility of the Capitol Building. Established in SB 480 (2009), the legislation also established the State Capitol Commission Fund. Any moneys received by the Commission from sources other than appropriation, including from private sources, gifts, donations and grants, are to be credited to that fund and appropriated by the General Assembly. The Commission exercises general supervision and administration of the fund. Appropriation authority is required to allow for the expenditure of any funds that may be received.

3. PROGRAM LISTING (list programs included in this core funding)

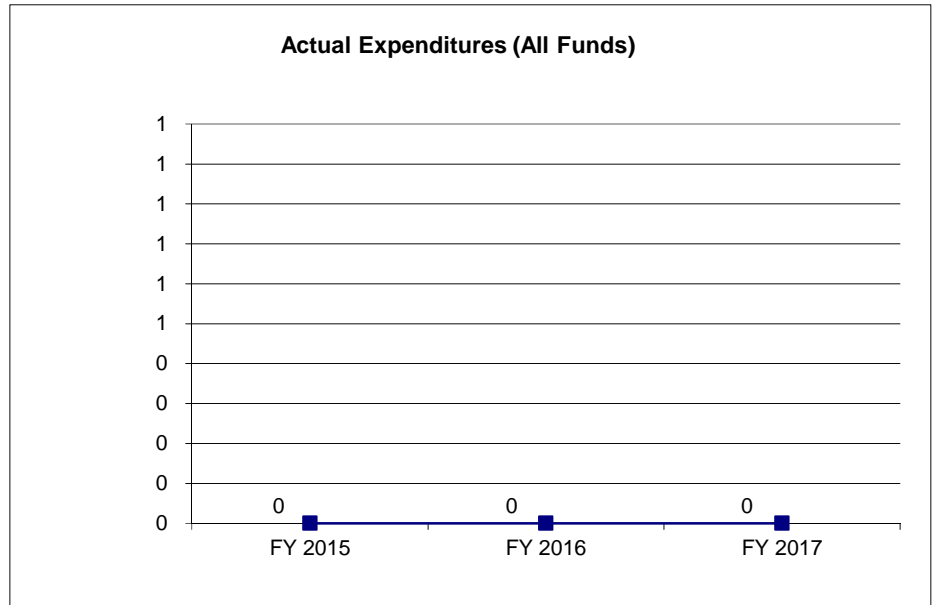
N/A

CORE DECISION ITEM

Department	Office of Administration	Budget Unit	31049
Division	Facilities Management, Design and Construction		
Core	MO State Capitol Commission	HB Section	5.075

4. FINANCIAL HISTORY

	FY 2015 Actual	FY 2016 Actual	FY 2017 Actual	FY 2018 Current Yr.
Appropriation (All Funds)	25,000	25,000	25,000	25,000
Less Reverted (All Funds)	0	0	0	0
Less Restricted (All Funds)	0	0	0	0
Budget Authority (All Funds)	25,000	25,000	25,000	25,000
Actual Expenditures (All Funds)	0	0	0	0
Unexpended (All Funds)	25,000	25,000	25,000	25,000
Unexpended, by Fund:				
General Revenue	0	0	0	0
Federal	0	0	0	0
Other	25,000	25,000	25,000	0



Reverted includes the statutory three-percent reserve amount (when applicable).

Restricted includes any Governor's Expenditure Restrictions which remained at the end of the fiscal year (when applicable).

NOTES:

CORE RECONCILIATION DETAIL

STATE
STATE CAPITOL COMMISSION

5. CORE RECONCILIATION DETAIL

	Budget Class	FTE	GR	Federal	Other	Total	Explanation
TAFP AFTER VETOES							
	EE	0.00	0	0	25,000	25,000	
	Total	0.00	0	0	25,000	25,000	
DEPARTMENT CORE REQUEST							
	EE	0.00	0	0	25,000	25,000	
	Total	0.00	0	0	25,000	25,000	
GOVERNOR'S RECOMMENDED CORE							
	EE	0.00	0	0	25,000	25,000	
	Total	0.00	0	0	25,000	25,000	

OA REPORT 10 FY 2019 GOVERNOR REC

DECISION ITEM DETAIL

Budget Unit	FY 2017	FY 2017	FY 2018	FY 2018	FY 2019	FY 2019	FY 2019	FY 2019
Decision Item	ACTUAL	ACTUAL	BUDGET	BUDGET	DEPT REQ	DEPT REQ	GOV REC	GOV REC
Budget Object Class	DOLLAR	FTE	DOLLAR	FTE	DOLLAR	FTE	DOLLAR	FTE
STATE CAPITOL COMMISSION								
CORE								
PROFESSIONAL SERVICES	0	0.00	25,000	0.00	25,000	0.00	25,000	0.00
TOTAL - EE	0	0.00	25,000	0.00	25,000	0.00	25,000	0.00
GRAND TOTAL	\$0	0.00	\$25,000	0.00	\$25,000	0.00	\$25,000	0.00
GENERAL REVENUE	\$0	0.00	\$0	0.00	\$0	0.00	\$0	0.00
FEDERAL FUNDS	\$0	0.00	\$0	0.00	\$0	0.00	\$0	0.00
OTHER FUNDS	\$0	0.00	\$25,000	0.00	\$25,000	0.00	\$25,000	0.00

OA REPORT 9 FY 2019 GOVERNOR REC

DECISION ITEM SUMMARY

Budget Unit								
Decision Item	FY 2017	FY 2017	FY 2018	FY 2018	FY 2019	FY 2019	FY 2019	FY 2019
Budget Object Summary	ACTUAL	ACTUAL	BUDGET	BUDGET	DEPT REQ	DEPT REQ	GOV REC	GOV REC
Fund	DOLLAR	FTE	DOLLAR	FTE	DOLLAR	FTE	DOLLAR	FTE
FAC MGMT SERVICES								
CORE								
EXPENSE & EQUIPMENT								
STATE FACILITY MAINT & OPERAT	472,859	0.00	1,999,990	0.00	1,999,990	0.00	1,999,990	0.00
TOTAL - EE	472,859	0.00	1,999,990	0.00	1,999,990	0.00	1,999,990	0.00
PROGRAM-SPECIFIC								
STATE FACILITY MAINT & OPERAT	0	0.00	10	0.00	10	0.00	10	0.00
TOTAL - PD	0	0.00	10	0.00	10	0.00	10	0.00
TOTAL	472,859	0.00	2,000,000	0.00	2,000,000	0.00	2,000,000	0.00
GRAND TOTAL	\$472,859	0.00	\$2,000,000	0.00	\$2,000,000	0.00	\$2,000,000	0.00

CORE DECISION ITEM

Department	Office of Administration	Budget Unit	31055
Division	Facilities Management, Design and Construction		
Core	Facilities Management Services	HB Section	5.080

1. CORE FINANCIAL SUMMARY

	FY 2019 Budget Request						FY 2019 Governor's Recommendation				
	GR	Federal	Other	Total	E		GR	Federal	Other	Total	E
PS	0	0	0	0	0	PS	0	0	0	0	
EE	0	0	1,999,990	1,999,990		EE	0	0	1,999,990	1,999,990	
PSD	0	0	10	10		PSD	0	0	10	10	
TRF	0	0	0	0		TRF	0	0	0	0	
Total	0	0	2,000,000	2,000,000		Total	0	0	2,000,000	2,000,000	
FTE	0.00	0.00	0.00	0.00		FTE	0.00	0.00	0.00	0.00	
Est. Fringe	0	0	0	0		Est. Fringe	0	0	0	0	
<i>Note: Fringes budgeted in House Bill 5 except for certain fringes budgeted directly to MoDOT, Highway Patrol, and Conservation.</i>						<i>Note: Fringes budgeted in House Bill 5 except for certain fringes budgeted directly to MoDOT, Highway Patrol, and Conservation.</i>					
Other Funds:	State Facility Maintenance & Operations (0501)					Other Funds:	State Facility Maintenance & Operations (0501)				

2. CORE DESCRIPTION

This core represents revolving fund authority that allows the Division of Facilities Management, Design and Construction (DFMDC) to make up-front payments for expenses associated with facility management, purchases of materials for facility modifications, tenant services that support agency programs, replacement, and repair costs, and other support services at state facilities when recovery is obtained from a third party. DFMDC bills agencies for such costs via the interagency billing process.

This pass through appropriation gives DFMDC the ability to effectively manage facilities, modification projects and other services by establishing a mechanism to make up-front purchases for materials without reducing appropriation authority for facility operating purposes. The Division also makes up-front payments for other extraordinary services agencies may require that would otherwise place an unreasonable burden on the regular operating budget of the facility.

3. PROGRAM LISTING (list programs included in this core funding)

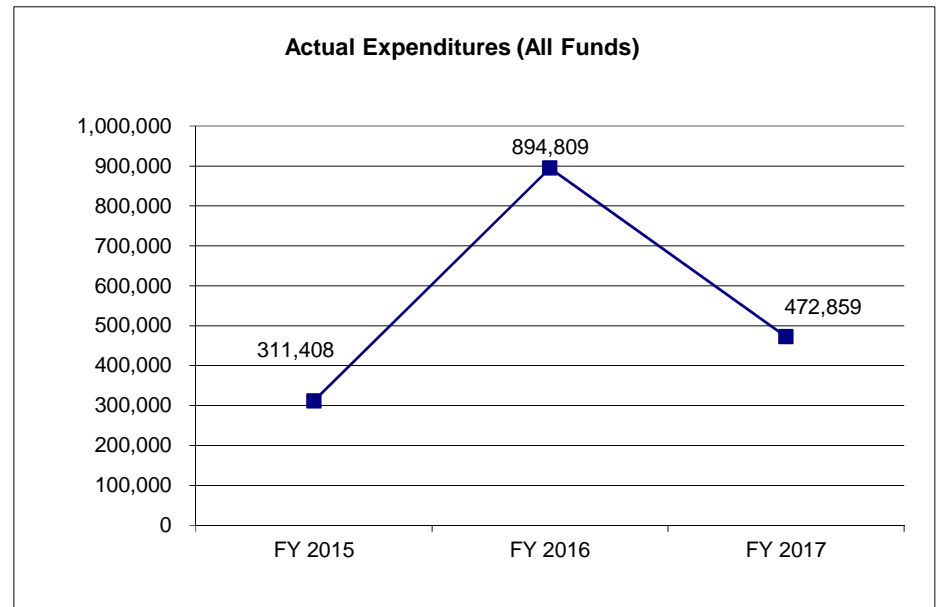
N/A

CORE DECISION ITEM

Department	Office of Administration	Budget Unit	31055
Division	Facilities Management, Design and Construction		
Core	Facilities Management Services	HB Section	5.080

4. FINANCIAL HISTORY

	FY 2015 Actual	FY 2016 Actual	FY 2017 Actual	FY 2018 Current Yr.
Appropriation (All Funds)	2,000,000	2,000,000	2,000,000	2,000,000
Less Reverted (All Funds)	0	0	0	N/A
Less Restricted (All Funds)	0	0	0	N/A
Budget Authority (All Funds)	2,000,000	2,000,000	2,000,000	N/A
Actual Expenditures (All Funds)	311,408	894,809	472,859	N/A
Unexpended (All Funds)	1,688,592	1,105,191	1,527,141	N/A
Unexpended, by Fund:				
General Revenue	0	0	0	N/A
Federal	0	0	0	N/A
Other	1,688,592	1,105,191	1,527,141	N/A



Reverted includes the statutory three-percent reserve amount (when applicable).

Restricted includes any Governor's Expenditure Restrictions which remained at the end of the fiscal year (when applicable).

NOTES:

CORE RECONCILIATION DETAIL

STATE
FAC MGMT SERVICES

5. CORE RECONCILIATION DETAIL

	Budget Class	FTE	GR	Federal	Other	Total	Explanation
TAFP AFTER VETOES							
	EE	0.00	0	0	1,999,990	1,999,990	
	PD	0.00	0	0	10	10	
	Total	0.00	0	0	2,000,000	2,000,000	
DEPARTMENT CORE REQUEST							
	EE	0.00	0	0	1,999,990	1,999,990	
	PD	0.00	0	0	10	10	
	Total	0.00	0	0	2,000,000	2,000,000	
GOVERNOR'S RECOMMENDED CORE							
	EE	0.00	0	0	1,999,990	1,999,990	
	PD	0.00	0	0	10	10	
	Total	0.00	0	0	2,000,000	2,000,000	

OA REPORT 10 FY 2019 GOVERNOR REC

DECISION ITEM DETAIL

Budget Unit	FY 2017	FY 2017	FY 2018	FY 2018	FY 2019	FY 2019	FY 2019	FY 2019
Decision Item	ACTUAL	ACTUAL	BUDGET	BUDGET	DEPT REQ	DEPT REQ	GOV REC	GOV REC
Budget Object Class	DOLLAR	FTE	DOLLAR	FTE	DOLLAR	FTE	DOLLAR	FTE
FAC MGMT SERVICES								
CORE								
FUEL & UTILITIES	150	0.00	100	0.00	100	0.00	100	0.00
SUPPLIES	877	0.00	9,000	0.00	9,000	0.00	9,000	0.00
COMMUNICATION SERV & SUPP	0	0.00	100	0.00	100	0.00	100	0.00
PROFESSIONAL SERVICES	17,743	0.00	5,000	0.00	17,500	0.00	17,500	0.00
HOUSEKEEPING & JANITORIAL SERV	0	0.00	100	0.00	100	0.00	100	0.00
M&R SERVICES	2,960	0.00	35,000	0.00	35,000	0.00	35,000	0.00
MOTORIZED EQUIPMENT	0	0.00	100	0.00	100	0.00	100	0.00
OTHER EQUIPMENT	0	0.00	112,000	0.00	112,000	0.00	112,000	0.00
PROPERTY & IMPROVEMENTS	52,778	0.00	45,000	0.00	53,000	0.00	53,000	0.00
EQUIPMENT RENTALS & LEASES	8,408	0.00	0	0.00	8,500	0.00	8,500	0.00
REBILLABLE EXPENSES	389,943	0.00	1,793,590	0.00	1,764,590	0.00	1,764,590	0.00
TOTAL - EE	472,859	0.00	1,999,990	0.00	1,999,990	0.00	1,999,990	0.00
REFUNDS	0	0.00	10	0.00	10	0.00	10	0.00
TOTAL - PD	0	0.00	10	0.00	10	0.00	10	0.00
GRAND TOTAL	\$472,859	0.00	\$2,000,000	0.00	\$2,000,000	0.00	\$2,000,000	0.00
GENERAL REVENUE	\$0	0.00	\$0	0.00	\$0	0.00	\$0	0.00
FEDERAL FUNDS	\$0	0.00	\$0	0.00	\$0	0.00	\$0	0.00
OTHER FUNDS	\$472,859	0.00	\$2,000,000	0.00	\$2,000,000	0.00	\$2,000,000	0.00

OA REPORT 9 FY 2019 GOVERNOR REC

DECISION ITEM SUMMARY

Budget Unit								
Decision Item	FY 2017	FY 2017	FY 2018	FY 2018	FY 2019	FY 2019	FY 2019	FY 2019
Budget Object Summary	ACTUAL	ACTUAL	BUDGET	BUDGET	DEPT REQ	DEPT REQ	GOV REC	GOV REC
Fund	DOLLAR	FTE	DOLLAR	FTE	DOLLAR	FTE	DOLLAR	FTE
GENERAL SERVICES - OPERATING								
CORE								
PERSONAL SERVICES								
GENERAL REVENUE	847,990	18.84	888,926	20.00	888,926	20.00	888,926	20.00
OA REVOLVING ADMINISTRATIVE TR	2,313,992	69.89	2,906,394	86.00	2,905,964	86.00	2,905,964	84.00
TOTAL - PS	3,161,982	88.73	3,795,320	106.00	3,794,890	106.00	3,794,890	104.00
EXPENSE & EQUIPMENT								
GENERAL REVENUE	72,592	0.00	75,353	0.00	75,353	0.00	64,403	0.00
OA REVOLVING ADMINISTRATIVE TR	398,469	0.00	979,728	0.00	979,728	0.00	979,728	0.00
TOTAL - EE	471,061	0.00	1,055,081	0.00	1,055,081	0.00	1,044,131	0.00
TOTAL	3,633,043	88.73	4,850,401	106.00	4,849,971	106.00	4,839,021	104.00
Pay Plan - 0000012								
PERSONAL SERVICES								
GENERAL REVENUE	0	0.00	0	0.00	0	0.00	10,855	0.00
OA REVOLVING ADMINISTRATIVE TR	0	0.00	0	0.00	0	0.00	49,433	0.00
TOTAL - PS	0	0.00	0	0.00	0	0.00	60,288	0.00
TOTAL	0	0.00	0	0.00	0	0.00	60,288	0.00
GRAND TOTAL	\$3,633,043	88.73	\$4,850,401	106.00	\$4,849,971	106.00	\$4,899,309	104.00

CORE DECISION ITEM

Department	Office of Administration	Budget Unit	31113
Division	Division of General Services		
Core -	Operating	HB Section	5.085

1. CORE FINANCIAL SUMMARY

	FY 2019 Budget Request				E		FY 2019 Governor's Recommendation				E
	GR	Federal	Other	Total			GR	Federal	Other	Total	
PS	888,926	0	2,905,964	3,794,890		PS	888,926	0	2,905,964	3,794,890	
EE	75,353	0	979,728	1,055,081		EE	64,403	0	979,728	1,044,131	
PSD	0	0	0	0		PSD	0	0	0	0	
TRF	0	0	0	0		TRF	0	0	0	0	
Total	964,279	0	3,885,692	4,849,971		Total	953,329	0	3,885,692	4,839,021	
FTE	20.00	0.00	86.00	106.00		FTE	20.00	0.00	84.00	104.00	
Est. Fringe	479,771	0	1,790,839	2,270,610		Est. Fringe	479,771	0	1,769,263	2,249,034	
<i>Note: Fringes budgeted in House Bill 5 except for certain fringes budgeted directly to MoDOT, Highway Patrol, and Conservation.</i>						<i>Note: Fringes budgeted in House Bill 5 except for certain fringes budgeted directly to MoDOT, Highway Patrol, and Conservation.</i>					
Other Funds:	OA Revolving Administrative Trust Fund (0505)					Other Funds:	OA Revolving Administrative Trust Fund (0505)				

2. CORE DESCRIPTION

Core funding to support the Division of General Services, a multi-faceted organization providing a number of essential support services to state agencies and to the Office of Administration.

State Printing provides comprehensive reproduction services including design, printing, finishing, and quick copy services. Central Mail Services advises agencies on efficient mailing practices, and provides comprehensive mailing services to most state agencies operating within the Jefferson City area. Risk Management administers the Legal Expense Fund and the workers' compensation program for state employees, purchases insurance as required and advises state agencies on risk management issues. Vehicle Maintenance operates a centralized maintenance facility to provide mechanical repairs and body shop services for state vehicles based in the Mid-Missouri area. Fleet Management establishes statewide policies governing state vehicle operations and management; coordinates a centralized fleet information system; operates a consolidated car pool serving agencies in the Jefferson City area and serves as a resource for fleet management issues. General Services also oversees the State Surplus Property and Recycling programs and coordinates the Missouri State Employees Charitable Campaign.

3. PROGRAM LISTING (list programs included in this core funding)

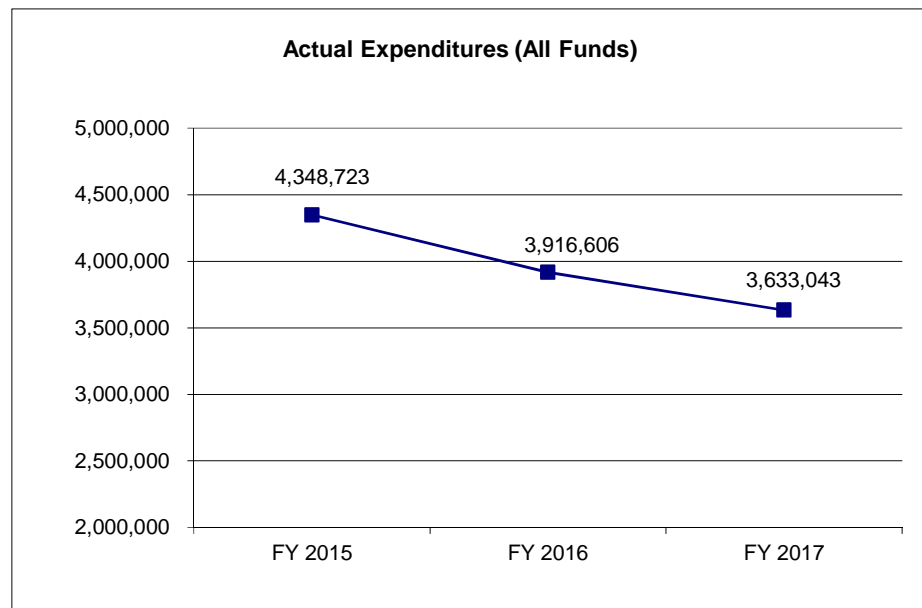
State Printing	Fleet Management
Risk Management	Central Mail Services
Vehicle Maintenance	

CORE DECISION ITEM

Department	Office of Administration	Budget Unit	31113
Division	Division of General Services		
Core -	Operating	HB Section	5.085

4. FINANCIAL HISTORY

	FY 2015 Actual	FY 2016 Actual	FY 2017 Actual	FY 2018 Current Yr.
Appropriation (All Funds)	4,756,692	4,776,651	4,851,085	4,850,401
Less Reverted (All Funds)	(28,286)	(28,426)	(28,949)	N/A
Less Restricted (All Funds)	0	0	0	N/A
Budget Authority (All Funds)	4,728,406	4,748,225	4,822,136	N/A
Actual Expenditures (All Funds)	4,348,723	3,916,606	3,633,043	N/A
Unexpended (All Funds)	379,683	831,619	1,189,093	N/A
Unexpended, by Fund:				
General Revenue	9,348	287	15,432	N/A
Federal	0	0	0	N/A
Other	370,335	831,332	1,173,661	N/A



Reverted includes the statutory three-percent reserve amount (when applicable).

Restricted includes any Governor's Expenditure Restrictions which remained at the end of the fiscal year (when applicable).

NOTES:

CORE RECONCILIATION DETAIL

**STATE
GENERAL SERVICES - OPERATING**

5. CORE RECONCILIATION DETAIL

	Budget Class	FTE	GR	Federal	Other	Total	Explanation
TAFP AFTER VETOES							
	PS	106.00	888,926	0	2,906,394	3,795,320	
	EE	0.00	75,353	0	979,728	1,055,081	
	Total	106.00	964,279	0	3,886,122	4,850,401	
DEPARTMENT CORE ADJUSTMENTS							
Transfer Out	960 4538 PS	0.00	0	0	(430)	(430)	Transfer to HB 12 - Gov Office
	NET DEPARTMENT CHANGES	0.00	0	0	(430)	(430)	
DEPARTMENT CORE REQUEST							
	PS	106.00	888,926	0	2,905,964	3,794,890	
	EE	0.00	75,353	0	979,728	1,055,081	
	Total	106.00	964,279	0	3,885,692	4,849,971	
GOVERNOR'S ADDITIONAL CORE ADJUSTMENTS							
Core Reduction	1885 4539 EE	0.00	(10,950)	0	0	(10,950)	
Core Reduction	2028 4538 PS	(2.00)	0	0	0	0	
	NET GOVERNOR CHANGES	(2.00)	(10,950)	0	0	(10,950)	
GOVERNOR'S RECOMMENDED CORE							
	PS	104.00	888,926	0	2,905,964	3,794,890	
	EE	0.00	64,403	0	979,728	1,044,131	
	Total	104.00	953,329	0	3,885,692	4,839,021	

OA REPORT 10 FY 2019 GOVERNOR REC

DECISION ITEM DETAIL

Budget Unit	FY 2017	FY 2017	FY 2018	FY 2018	FY 2019	FY 2019	FY 2019	FY 2019
Decision Item	ACTUAL	ACTUAL	BUDGET	BUDGET	DEPT REQ	DEPT REQ	GOV REC	GOV REC
Budget Object Class	DOLLAR	FTE	DOLLAR	FTE	DOLLAR	FTE	DOLLAR	FTE
GENERAL SERVICES - OPERATING								
CORE								
ADMIN OFFICE SUPPORT ASSISTANT	62,846	1.97	63,924	2.00	65,652	2.00	65,652	2.00
SR OFFICE SUPPORT ASSISTANT	1,064	0.04	0	0.00	25,536	1.00	25,536	1.00
PRINTING/MAIL TECHNICIAN I	415,548	16.91	523,861	20.00	523,861	20.00	523,861	20.00
PRINTING/MAIL TECHNICIAN II	289,708	10.24	494,397	15.00	494,397	15.00	494,397	14.00
PRINTING/MAIL TECHNICIAN III	465,196	14.29	526,487	15.00	526,487	15.00	526,487	14.00
PRINTING/MAIL TECHNICIAN IV	222,797	6.03	292,658	8.00	292,658	8.00	292,658	8.00
PRINTING/MAIL CUSTOMER SVC REP	151,269	3.87	196,744	5.00	163,780	4.50	163,780	4.50
PRINTING/MAIL COORDINATOR	5,649	0.13	0	0.00	39,113	1.00	39,113	1.00
ACCOUNTANT II	9,124	0.21	16,128	0.50	49,784	1.00	49,784	1.00
EXECUTIVE I	59,972	1.80	67,692	2.00	67,692	2.00	67,692	2.00
EXECUTIVE II	44,316	1.00	44,352	1.00	44,352	0.95	44,352	0.95
RISK MANAGEMENT TECH I	29,710	1.01	29,112	1.00	30,084	1.00	30,084	1.00
RISK MANAGEMENT TECH II	218,354	6.77	251,883	8.00	221,304	7.00	221,304	7.00
RISK MANAGEMENT SPEC I	209,625	4.93	213,852	5.00	213,876	5.00	213,876	5.00
RISK MANAGEMENT SPEC II	118,327	2.16	110,736	2.00	110,736	2.00	110,736	2.00
ADMINISTRATIVE ANAL III	46,954	1.00	46,992	1.00	46,992	1.00	46,992	1.00
MAINTENANCE SPV I	43,525	1.00	43,560	1.00	43,560	1.00	43,560	1.00
MOTOR VEHICLE MECHANIC	50,933	1.58	63,852	2.00	81,259	3.00	81,259	3.00
GARAGE SPV	34,388	1.00	34,416	1.00	34,416	1.00	34,416	1.00
GRAPHIC ARTS SPEC II	30,060	1.00	29,112	1.00	29,112	1.00	29,112	1.00
GRAPHIC ARTS SPEC III	6,086	0.15	39,707	1.00	39,707	1.00	39,707	1.00
GRAPHICS SPV	41,180	1.00	41,184	1.00	41,184	1.00	41,184	1.00
FISCAL & ADMINISTRATIVE MGR B2	475	0.01	0	0.00	0	0.00	0	0.00
OFFICE OF ADMINISTRATION MGR 1	155,714	2.91	153,635	3.00	153,635	3.00	153,635	3.00
OFFICE OF ADMINISTRATION MGR 2	74,082	1.00	73,440	1.00	76,368	1.00	76,368	1.00
OFFICE OF ADMINISTRATION MGR 3	126,402	1.63	158,849	2.00	158,849	2.00	158,849	2.00
DIVISION DIRECTOR	56,665	0.58	97,995	1.00	98,688	1.00	98,688	1.00
DESIGNATED PRINCIPAL ASST DIV	858	0.02	31,197	0.50	31,197	0.25	31,197	0.25
LEGAL COUNSEL	31,848	0.48	0	0.00	0	0.00	0	0.00
CLERK	0	0.00	17,407	1.00	0	0.00	0	0.00
DATA PROCESSOR TECHNICAL	1,113	0.05	0	0.00	0	0.00	0	0.00
MISCELLANEOUS TECHNICAL	78,933	2.73	70,800	3.60	61,144	3.60	61,144	3.60

OA REPORT 10 FY 2019 GOVERNOR REC

DECISION ITEM DETAIL

Budget Unit	FY 2017	FY 2017	FY 2018	FY 2018	FY 2019	FY 2019	FY 2019	FY 2019
Decision Item	ACTUAL	ACTUAL	BUDGET	BUDGET	DEPT REQ	DEPT REQ	GOV REC	GOV REC
Budget Object Class	DOLLAR	FTE	DOLLAR	FTE	DOLLAR	FTE	DOLLAR	FTE
GENERAL SERVICES - OPERATING								
CORE								
MISCELLANEOUS PROFESSIONAL	76,429	1.19	16,800	0.50	16,116	0.30	16,116	0.30
SPECIAL ASST PROFESSIONAL	2,775	0.04	44,548	0.90	13,351	0.40	13,351	0.40
CHIEF OPERATING OFFICER	57	0.00	0	0.00	0	0.00	0	0.00
TOTAL - PS	3,161,982	88.73	3,795,320	106.00	3,794,890	106.00	3,794,890	104.00
TRAVEL, IN-STATE	1,139	0.00	200	0.00	200	0.00	200	0.00
TRAVEL, OUT-OF-STATE	7,000	0.00	0	0.00	0	0.00	0	0.00
SUPPLIES	169,965	0.00	162,631	0.00	157,631	0.00	156,066	0.00
PROFESSIONAL DEVELOPMENT	5,177	0.00	15,644	0.00	20,644	0.00	19,084	0.00
COMMUNICATION SERV & SUPP	18,818	0.00	43,260	0.00	27,260	0.00	25,695	0.00
PROFESSIONAL SERVICES	65,052	0.00	45,820	0.00	66,820	0.00	65,255	0.00
HOUSEKEEPING & JANITORIAL SERV	59	0.00	310	0.00	310	0.00	310	0.00
M&R SERVICES	85,879	0.00	151,931	0.00	156,931	0.00	155,366	0.00
OFFICE EQUIPMENT	21,232	0.00	270,200	0.00	275,200	0.00	273,635	0.00
OTHER EQUIPMENT	64,976	0.00	323,480	0.00	308,480	0.00	306,915	0.00
EQUIPMENT RENTALS & LEASES	3,898	0.00	12,540	0.00	12,540	0.00	12,540	0.00
MISCELLANEOUS EXPENSES	27,866	0.00	29,065	0.00	29,065	0.00	29,065	0.00
TOTAL - EE	471,061	0.00	1,055,081	0.00	1,055,081	0.00	1,044,131	0.00
GRAND TOTAL	\$3,633,043	88.73	\$4,850,401	106.00	\$4,849,971	106.00	\$4,839,021	104.00
GENERAL REVENUE	\$920,582	18.84	\$964,279	20.00	\$964,279	20.00	\$953,329	20.00
FEDERAL FUNDS	\$0	0.00	\$0	0.00	\$0	0.00	\$0	0.00
OTHER FUNDS	\$2,712,461	69.89	\$3,886,122	86.00	\$3,885,692	86.00	\$3,885,692	84.00

PROGRAM DESCRIPTION

Department: Office of Administration	HB Section(s): 5.085, 5.125, 5.135, 5.520, 5.530
Program Name: Division of General Services - Risk Management	
Program is found in the following core budget(s): General Services Operating Core, Workers' Compensation Core, Workers' Compensation Tax Core, Legal Expense Fund Core, Property Preservation Fund Core, Rebillable Expenses Core	

1a. What strategic priority does this program address?

Customer-centric, cost effective programs

1b. What does this program do?

Risk Management administers the state's self-insured workers' compensation program for state employees, processes payments from the Legal Expense Fund with approval from the Attorney General's Office, procures insurance to protect the state's assets and serves as a resource to state agencies on safety and risk management issues.

2. What is the authorization for this program, i.e., federal or state statute, etc.? (Include the federal program number, if applicable.)

Chapter 287; Section 105.810; Section 105.711 et. seq.; Section 37.410 et. seq. and Section 537.600, RSMo

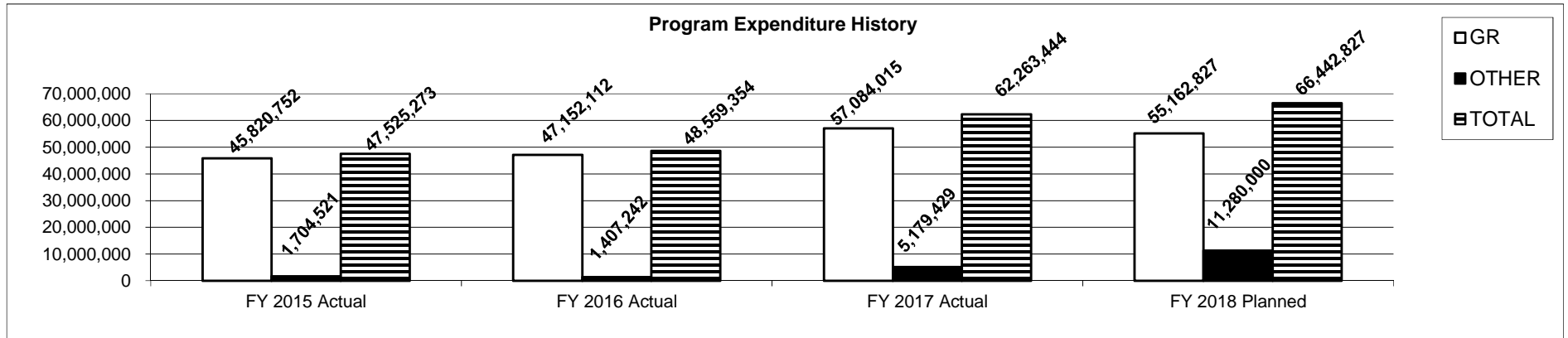
3. Are there federal matching requirements? If yes, please explain.

No

4. Is this a federally mandated program? If yes, please explain.

No

5. Provide actual expenditures for the prior three fiscal years and planned expenditures for the current fiscal year.



PROGRAM DESCRIPTION

Department: Office of Administration **HB Section(s):** 5.085, 5.125, 5.135, 5.520, 5.530

Program Name: Division of General Services - Risk Management

Program is found in the following core budget(s): General Services Operating Core, Workers' Compensation Core, Workers' Compensation Tax Core, Legal Expense Fund Core, Property Preservation Fund Core, Rebillable Expenses Core

6. What are the sources of the "Other " funds?

Conservation Commission Fund (0609), Legal Expense Fund (0692), OA Revolving Administrative Trust Fund (0505), State Property Preservation Fund (0128). All other state funds that have workers' compensation expenditures reimburse GR through transfer appropriations for expenditures and tax obligations. Similarly, certain other funds pay into the Legal Expense Fund through a transfer appropriation for their cost of claims.

7a. Provide an effectiveness measure.

Measure	FY 15		FY 16		FY 17		FY 18	FY 19	FY 20
	Proj.	Actual	Proj.	Actual	Proj.	Actual	Projected	Projected	Projected
Work Comp PPO Savings	\$12.0M	\$11.9M	\$12.0M	\$13.6M	\$13.0M	\$12.6M	\$13.0M	\$13.0M	\$13.0M
% Medical Cost PPO Savings	35%	37%	35%	40%	35%	38%	38%	38%	38%

7b. Provide an efficiency measure.

Measure	FY 15		FY 16		FY 17		FY 18	FY 19	FY 20
	Proj.	Actual	Proj.	Actual	Proj.	Actual	Projected	Projected	Projected
WC Lost Workday Incidence Rate	0.70	0.69	0.70	0.67	0.70	0.47	0.60	0.60	0.60
Work Comp Benefit Cost per Emp.	\$550.00	\$579.53	\$550.00	\$543.39	\$565.00	\$565.80	\$588.43	\$611.97	\$636.45
Lost Time Claims per Adjuster	250	211	250	221	225	300	275	275	275

7c. Provide the number of clients/individuals served, if applicable.

Measure	FY 15		FY 16		FY 17		FY 18	FY 19	FY 20
	Proj.	Actual	Proj.	Actual	Proj.	Actual	Projected	Projected	Projected
WC Reported Injuries with Cost	3,300	3,273	3,300	3,241	3,300	2,964	3,000	2,900	2,800
Work Comp Payments Processed	43,000	45,624	43,000	47,633	45,000	46,261	46,000	46,000	46,000
Legal Exp. Fund Claims Processed	600	658	600	841	650	930	900	900	900

7d. Provide a customer satisfaction measure, if available.

Measure	FY 15		FY 16		FY 17		FY 18	FY 19	FY 20
	Proj.	Actual	Proj.	Actual	Proj.	Actual	Projected	Projected	Projected
Timeliness of TTD Payments	95%	99%	95%	97%	95%	99%	99%	99%	99%

PROGRAM DESCRIPTION

Department: Office of Administration **HB Section(s):** 5.085, 5.125, 5.135, 5.520, 5.530

Program Name: Division of General Services - Risk Management

Program is found in the following core budget(s): General Services Operating Core, Workers' Compensation Core, Workers' Compensation Tax Core, Legal Expense Fund Core, Property Preservation Fund Core, Rebillable Expenses Core

FY 17 Legal Expense Fund Settlements/Judgments over \$100,000

Agency	Amount	Case Type	Case
Judiciary	\$ 100,000	Employment Discrimination	Francis Ogara v Judiciary
Elementary & Secondary Ed	\$ 140,000	Motor Vehicle Accident	Robin Bruner v Elementary & Secondary Education
Corrections	\$ 165,625	Employment Discrimination	C. Riley, K. Glasglow-Cobb, K. Thompson v Dept of Corrections
Higher Education/Lincoln	\$ 229,829	Employment Discrimination	Kenneth Ferguson v Curators of Lincoln University
Elementary & Secondary Ed	\$ 300,000	Employment Discrimination	Karla Eccles v Margaret Vandeven
Public Safety/Highway Patrol	\$ 315,000	Motor Vehicle Accident	Monica & Terry Ford v Tyler Zimmerman & MSHP
Missouri State University	\$ 410,185	Personal Injury	Casey & Nathan Chambers v Missouri State University
Agriculture	\$ 410,185	Personal Injury	Mark Quisenberry v Missouri State Fair
Natural Resources	\$ 424,733	Clean up	Department of Natural Resources - Park Hills Project
Mental Health	\$ 462,038	Retaliation/hostile work environment	Marvin Farmer v Department of Mental Health
Revenue	\$ 543,819	Employment Discrimination	Terri Fuchs v Department of Revenue
Corrections	\$ 650,000	Employment Discrimination	Lori Lynn Walker v Department of Corrections
Public Safety/Highway Patrol	\$ 1,409,961	Motor Vehicle Accident	William & Sharon Senf v MSHP
Labor & Industrial Relations	\$ 2,000,000	Employment Discrimination & harassme	Gracia Backer v Larry Rebman
Social Services	\$ 2,000,000	Personal Injury	Ginger Brown v Christine M. Black
Public Safety/Highway Patrol	\$ 2,000,000	Motor Vehicle Accident	Bradley Freidel et al v Tyler O' Brien
Public Safety/Water Patrol	\$ 9,025,000	Wrongful Death	Craig Ellingson v Anthony Piercy

PROGRAM DESCRIPTION

Department: Office of Administration	HB Section(s): 5.085, 5.125
Program Name: Central Mail Services	
Program is found in the following core budget(s): GS Operating Core, Rebillable Expenses Core	

1a. What strategic priority does this program address?

Customer-centric, cost effective programs

1b. What does this program do?

Central Mail Services advises agencies on efficient mailing practices and provides comprehensive mailing services to most state agencies operating within the Jefferson City area.

2. What is the authorization for this program, i.e., federal or state statute, etc.? (Include the federal program number, if applicable.)

Section 37.120, RSMo

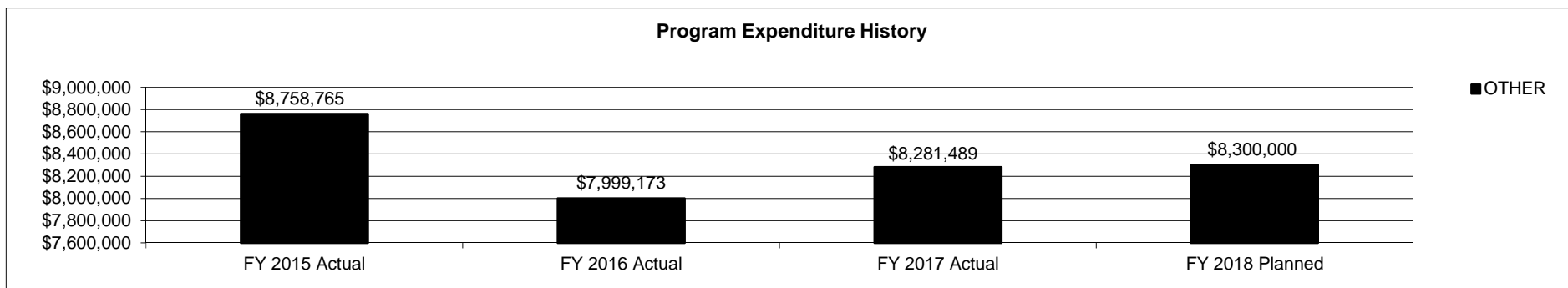
3. Are there federal matching requirements? If yes, please explain.

No

4. Is this a federally mandated program? If yes, please explain.

No

5. Provide actual expenditures for the prior three fiscal years and planned expenditures for the current fiscal year.



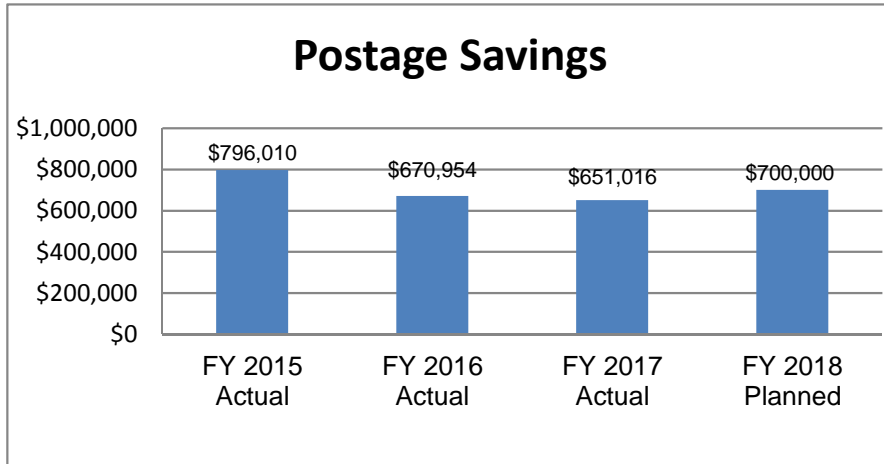
6. What are the sources of the "Other " funds?

OA Revolving Administrative Trust Fund (0505)

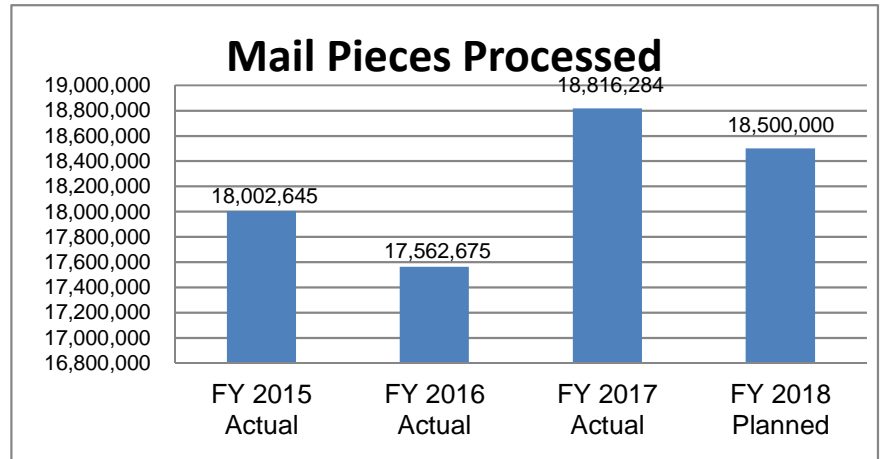
PROGRAM DESCRIPTION

Department: Office of Administration	HB Section(s): 5.085, 5.125
Program Name: Central Mail Services	
Program is found in the following core budget(s): GS Operating Core, Rebillable Expenses Core	

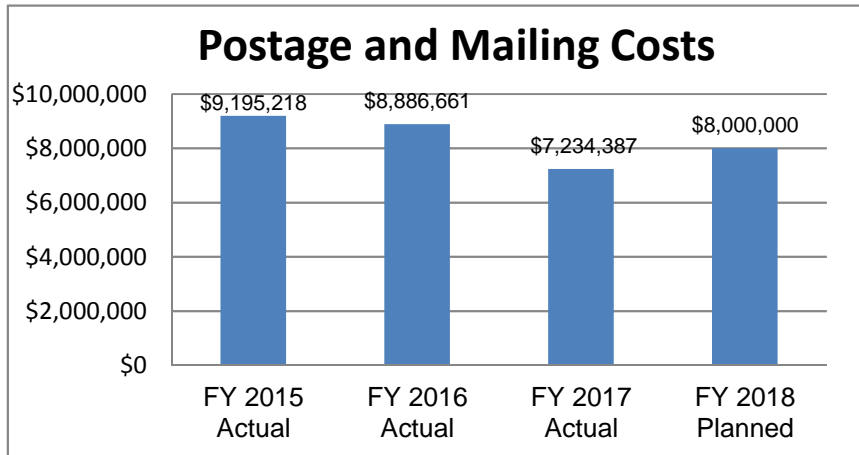
7a. Provide an effectiveness measure.



7b. Provide an efficiency measure.



7c. Provide the number of clients/individuals served, if applicable.



PROGRAM DESCRIPTION

Department: Office of Administration	HB Section(s): 5.085, 5.125
Program Name: Central Mail Services	
Program is found in the following core budget(s): GS Operating Core, Rebillable Expenses Core	

7d. Provide a customer satisfaction measure, if available.

2017 Customer Satisfaction Survey Results

Survey Question	Score*	5 Star Rating				
Overall satisfaction with services	4.3	★	★	★	★	★
I view Central Mail Services as a valued partner to my organization	4.3	★	★	★	★	★
I would recommend Central Mail Services to my peers or colleagues	4.2	★	★	★	★	★

*Rating scale of 1-5 with 5 being the highest.
 Note: 2017 is the first time this data was captured.

PROGRAM DESCRIPTION

Department: Office of Administration	HB Section(s): 5.085, 5.125
Program Name: Vehicle Maintenance	
Program is found in the following core budget(s): General Services Operating Core and Rebillable Expenses Core	

1a. What strategic priority does this program address?

Customer-centric, cost effective programs

1b. What does this program do?

Vehicle Maintenance provides complete diagnostic, mechanical repair, and body shop services for state vehicles principally stationed in the Jefferson City area at a cost lower than private sector garages. Offenders from Algoa Correctional Center are utilized along with ASE certified state mechanics to provide services. Serves as a technical resource to state agencies. Mechanics provide advise to agencies located outside of Jefferson City on vehicle issues and will work with outside repair vendors on behalf of state agencies to ensure services are charged appropriately.

2. What is the authorization for this program, i.e., federal or state statute, etc.? (Include the federal program number, if applicable.)

State Vehicle Policy (SP-4)

3. Are there federal matching requirements? If yes, please explain.

No

4. Is this a federally mandated program? If yes, please explain.

No

5. Provide actual expenditures for the prior three fiscal years and planned expenditures for the current fiscal year.

Program Expenditure History



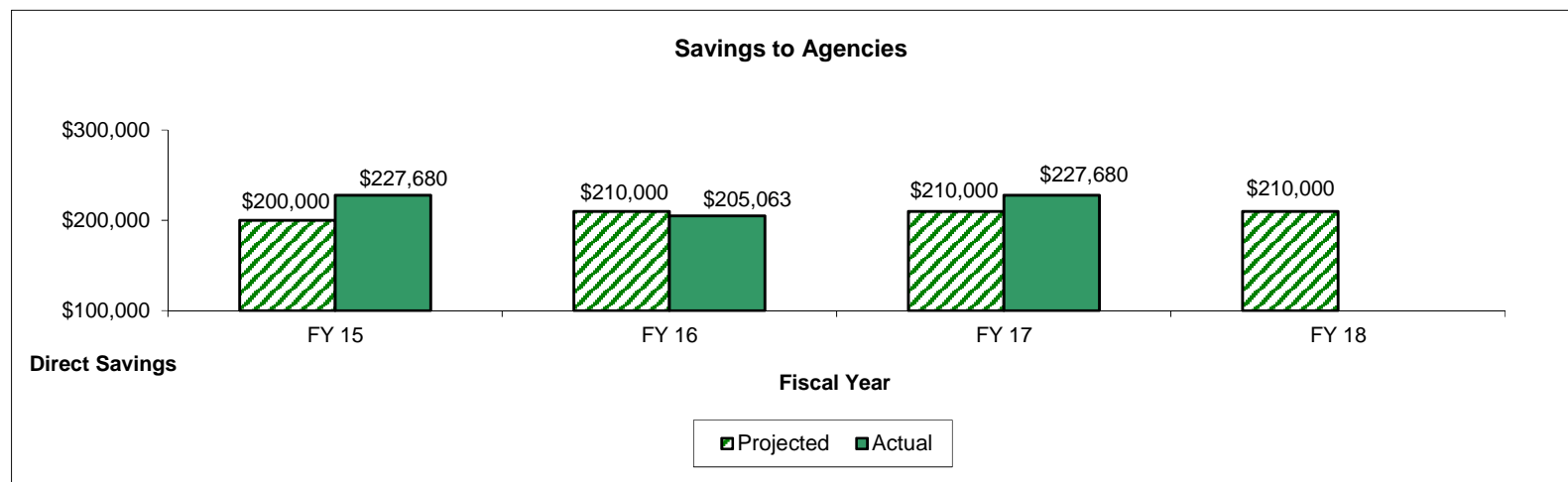
PROGRAM DESCRIPTION

Department: Office of Administration	HB Section(s): 5.085, 5.125
Program Name: Vehicle Maintenance	
Program is found in the following core budget(s): General Services Operating Core and Rebillable Expenses Core	

6. What are the sources of the "Other " funds?

OA Revolving Administrative Trust Fund (0505)

7a. Provide an effectiveness measure.



Measure	FY 2015		FY 2016		FY 2017		FY 2018	FY 2019	FY 2020
	Proj.	Actual	Proj.	Actual	Proj.	Actual	Projected	Projected	Projected
Direct Savings %	25.0%	23.9%	25.0%	22.6%	25.0%	22.0%	25.0%	25.0%	25.0%

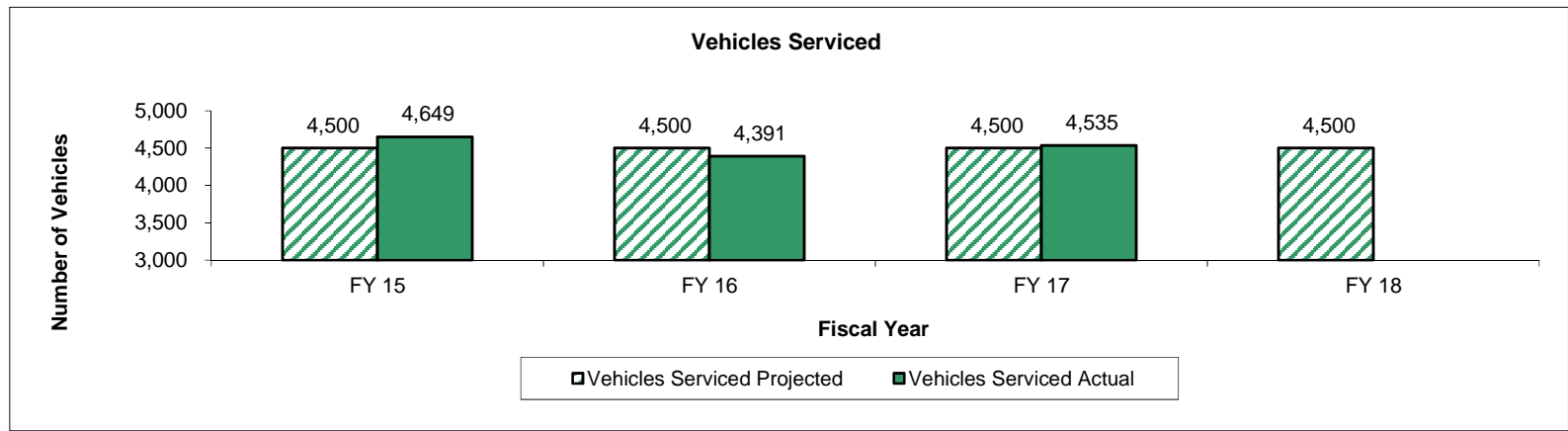
7b. Provide an efficiency measure.

Measure	FY 2015		FY 2016		FY 2017		FY 2018	FY 2019	FY 2020
	Proj.	Actual	Proj.	Actual	Proj.	Actual	Projected	Projected	Projected
Billed Labor Hours		5,761		5,103		5,233	5,200	5,200	5,200

PROGRAM DESCRIPTION

Department: Office of Administration	HB Section(s): 5.085, 5.125
Program Name: Vehicle Maintenance	
Program is found in the following core budget(s): General Services Operating Core and Rebillable Expenses Core	

7c. Provide the number of clients/individuals served, if applicable.



7d. Provide a customer satisfaction measure, if available.

2017 Customer Satisfaction Survey Results

Survey Question	Score*	5 Star Rating				
Overall quality of maintenance or repair services	4.6	★	★	★	★	★
I would recommend Vehicle Maintenance to my peers or colleagues	4.5	★	★	★	★	★
Service from staff	4.7	★	★	★	★	★

*Rating scale of 1-5 with 5 being the highest.
 Note: 2017 is the first time this data was captured.

PROGRAM DESCRIPTION

Department: Office of Administration **HB Section(s):** 5.085, 5.125

Program Name: Fleet Management

Program is found in the following core budget(s): GS Operating Core, Rebillable Expenses Core

1a. What strategic priority does this program address?

Customer-centric, cost effective programs

1b. What does this program do?

Fleet Management establishes statewide policies governing state vehicle operations and management; coordinates a centralized fleet information system, pre-approves most agency vehicle purchases, operates a centralized Jefferson City car pool, reports annually the status of the state vehicle fleet to the Governor and General Assembly, and serves as a resource on fleet management issues.

2. What is the authorization for this program, i.e., federal or state statute, etc.? (Include the federal program number, if applicable.)

Section 37.450, RSMo

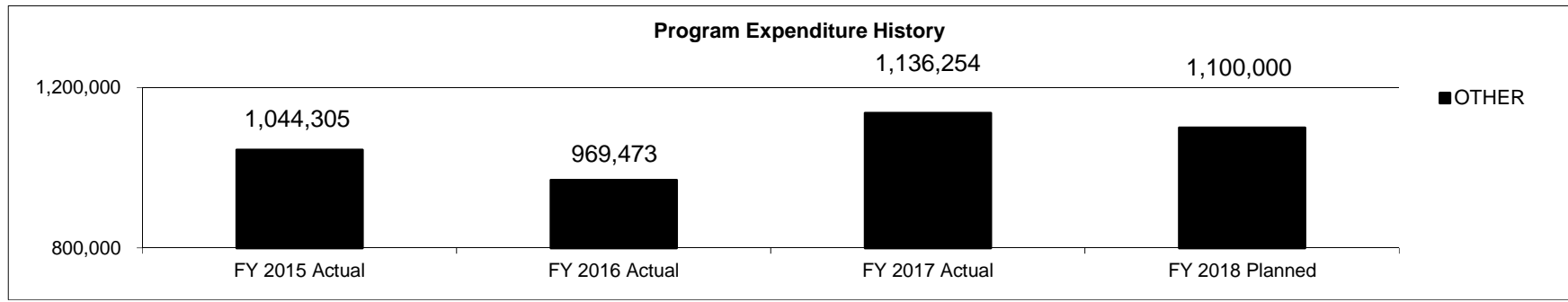
3. Are there federal matching requirements? If yes, please explain.

No

4. Is this a federally mandated program? If yes, please explain.

No

5. Provide actual expenditures for the prior three fiscal years and planned expenditures for the current fiscal year.



6. What are the sources of the "Other " funds?

OA Revolving Administrative Trust Fund (0505)

PROGRAM DESCRIPTION

Department: Office of Administration **HB Section(s):** 5.085, 5.125

Program Name: Fleet Management

Program is found in the following core budget(s): GS Operating Core, Rebillable Expenses Core

7a. Provide an effectiveness measure.

Measure	FY 15		FY 16		FY 17		FY 18	FY 19	FY 20
	Proj.	Actual	Proj.	Actual	Proj.	Actual	Projected	Projected	Projected
Cost Per Mile - Sedans (weighted)	\$0.320	\$0.286	\$0.320	\$0.273	\$0.283	\$0.283	\$0.290	\$0.300	\$0.310
Average Annual Pool Miles	18,500	19,864	18,500	19,664	19,664	18,629	19,000	19,000	19,000
Average Passenger Vehicle Age (Yrs)*	6.5	5.9	6.5	5.7	6.7	5.7	6.7	7.7	8.7
Average Passenger Vehicle Odometer Reading*		79,685		77,980	90,492	78,828	92,836	106,844	120,852

*FY 18 - FY 20 assuming no replacements

7b. Provide an efficiency measure.

Measure	FY 15		FY 16		FY 17		FY 18	FY 19	FY 20
	Proj.	Actual	Proj.	Actual	Proj.	Actual	Projected	Projected	Projected
Vehicles per 100 Employees	18	19.4	19	19.7	19.7	19.7	19.5	19.5	19.5
Calendar Days to Process Agency Vehicle Requests		6.25		9.23		10.7	7	6	5

7c. Provide the number of clients/individuals served, if applicable.

Measure	FY 15		FY 16		FY 17		FY 18	FY 19	FY 20
	Proj.	Actual	Proj.	Actual	Proj.	Actual	Projected	Projected	Projected
Licensed State Vehicles	10,000	9,964	10,000	9,996	10,000	10,003	10,000	10,000	10,000
Number of Agency Vehicle Requests (Vehicles Requested)		650		1,047		784	800	800	800

7d. Provide a customer satisfaction measure, if available.

Not available.

PROGRAM DESCRIPTION

Department: Office of Administration	HB Section(s): 5.085, 5.125
Program Name: OA Carpool	
Program is found in the following core budget(s): GS Operating Core, Rebillable Expenses Core	

1a. What strategic priority does this program address?

Customer-centric, cost effective programs

1. What does this program do?

The OA Carpool operates a centralized motor pool for the use of most state agencies in the Jefferson City Area. State employees have access to a variety of fleet vehicles from six different locations throughout the city for official business purposes. Prior to the pool consolidation, each agency operated their own motor pool. The consolidated pool reduced the number of needed vehicles in Jefferson City by over 51%. State employees utilize the pool based on their specific trip requirements and when most cost effective to do so based on the web based Trip Optimizer tool.

2. What is the authorization for this program, i.e., federal or state statute, etc.? (Include the federal program number, if applicable.)

Section 37.450, RSMo

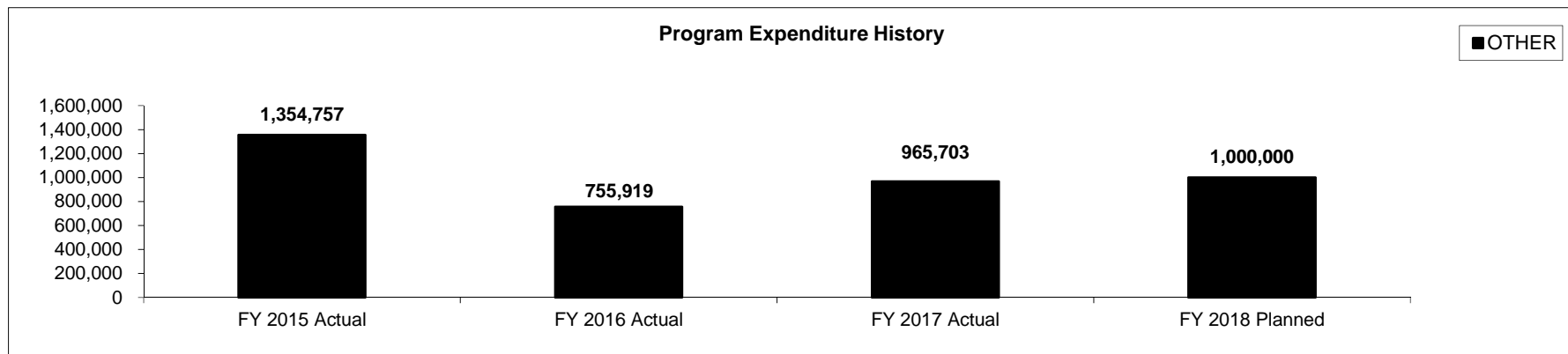
3. Are there federal matching requirements? If yes, please explain.

No

4. Is this a federally mandated program? If yes, please explain.

No

5. Provide actual expenditures for the prior three fiscal years and planned expenditures for the current fiscal year.



6. What are the sources of the "Other " funds?

OA Revolving Administrative Trust Fund (0505)

PROGRAM DESCRIPTION

Department: Office of Administration **HB Section(s):** 5.085, 5.125

Program Name: OA Carpool

Program is found in the following core budget(s): GS Operating Core, Rebillable Expenses Core

7a. Provide an effectiveness measure.

Measure	FY 15		FY 16		FY 17		FY 18	FY 19	FY 20
	Proj.	Actual	Proj.	Actual	Proj.	Actual	Projected	Projected	Projected
Total Miles Driven	4,400,000	4,278,737	4,400,000	4,262,950	4,300,000	4,149,227	4,200,000	4,200,000	4,200,000
Average Annual Miles Per Vehicle	22,000	25,083	22,000	25,849	25,000	24,858	30,000	30,000	30,000
Savings Compared to Outside Rental	not captured						6%	17%	20%
Savings Compared to Mileage Reimb.	not captured						33%	39%	40%

7b. Provide an efficiency measure.

Measure	FY 15		FY 16		FY 17		FY 18	FY 19	FY 20
	Proj.	Actual	Proj.	Actual	Proj.	Actual	Projected	Projected	Projected
Effective Cost per Mile - All Vehicle Types	\$0.300	\$0.307	\$0.300	\$0.275	\$0.320	\$0.256	\$0.270	\$0.270	\$0.270

7c. Provide the number of clients/individuals served, if applicable.

Measure	FY 15		FY 16		FY 17		FY 18	FY 19	FY 20
	Proj.	Actual	Proj.	Actual	Proj.	Actual	Projected	Projected	Projected
Trips Billed	15,500	15,612	15,500	15,783	15,500	15,225	15,500	15,500	15,500
Active/Eligible System Users		4,198		4,254		4,284	4,300	4,300	4,300

7d. Provide a customer satisfaction measure, if available.

2017 Customer Satisfaction Survey Results

Survey Question	Score*	5 Star Rating				
Overall satisfaction with services	4.5	★	★	★	★	★
Ease of vehicle pickup and return	4.8	★	★	★	★	★
I would recommend the OA Carpool to my peers or colleagues	4.4	★	★	★	★	★

*Rating scale of 1-5 with 5 being the highest.

Note: 2017 is the first time this data was captured.

PROGRAM DESCRIPTION

Department: Office of Administration	HB Section(s): 5.085, 5.125
Program Name: State Printing Center	
Program is found in the following core budget(s): General Services Operating Core, Rebillable Expenses Core	

1a. What strategic priority does this program address?

Customer-centric, cost effective programs

1b. What does this program do?

State Printing provides comprehensive printing services to all state agencies, including printing consultation, art/graphics design, typesetting, offset and web printing, binding, quick copy color service, and wide format copying. Services are delivered at a savings compared to private sector.

2. What is the authorization for this program, i.e., federal or state statute, etc.? (Include the federal program number, if applicable.)

Section 34.170 et. seq., RSMo

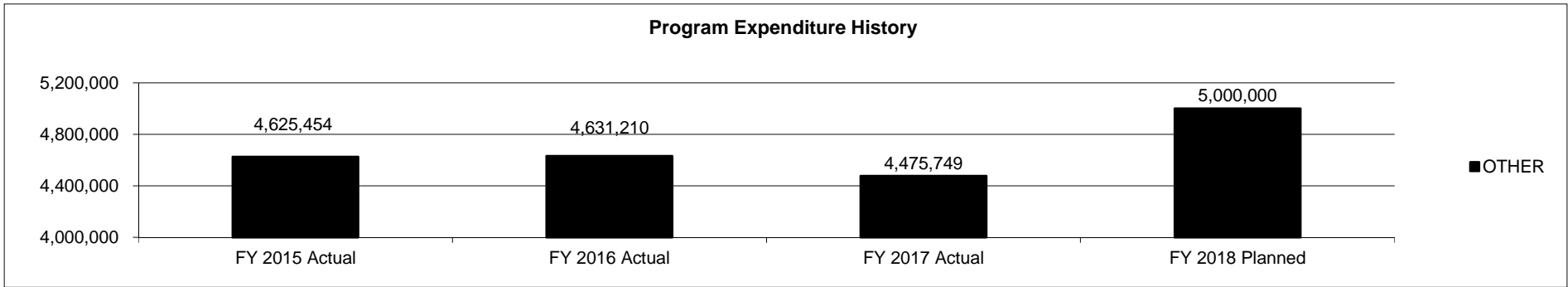
3. Are there federal matching requirements? If yes, please explain.

No

4. Is this a federally mandated program? If yes, please explain.

No

5. Provide actual expenditures for the prior three fiscal years and planned expenditures for the current fiscal year.



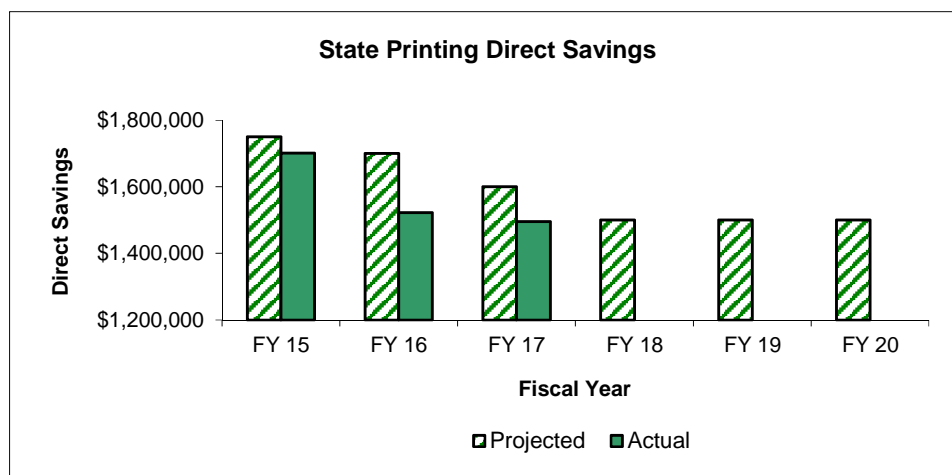
PROGRAM DESCRIPTION

Department: Office of Administration	HB Section(s): 5.085, 5.125
Program Name: State Printing Center	
Program is found in the following core budget(s): General Services Operating Core, Rebillable Expenses Core	

6. What are the sources of the "Other " funds?

OA Revolving Administrative Trust Fund (0505)

7a. Provide an effectiveness measure.



Measure	FY 15		FY 16		FY 17		FY 18	FY 19	FY 20
	Proj.	Actual	Proj.	Actual	Proj.	Actual	Projected	Projected	Projected
Savings*	25.00%	23.93%	25.00%	22.62%	25.00%	22.05%	22.87%	23.00%	24.00%

* Based on comparisons to local commercial vendors and industry-average charges using a "market basket" of frequently printed items.

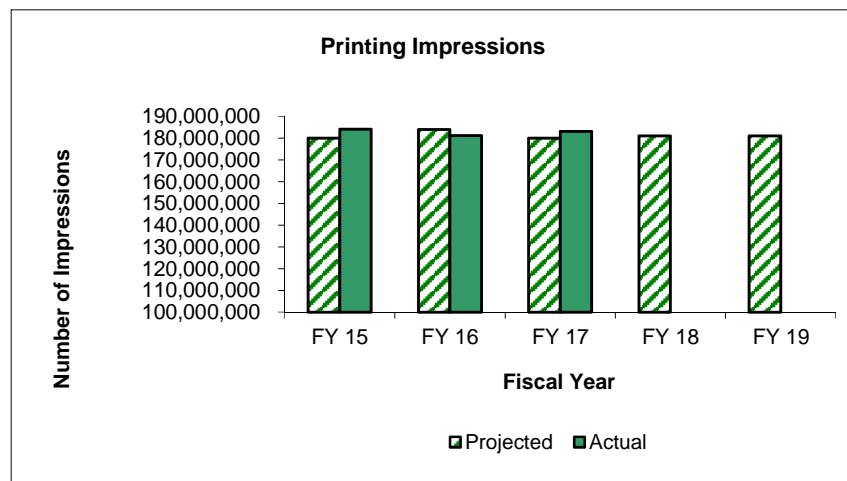
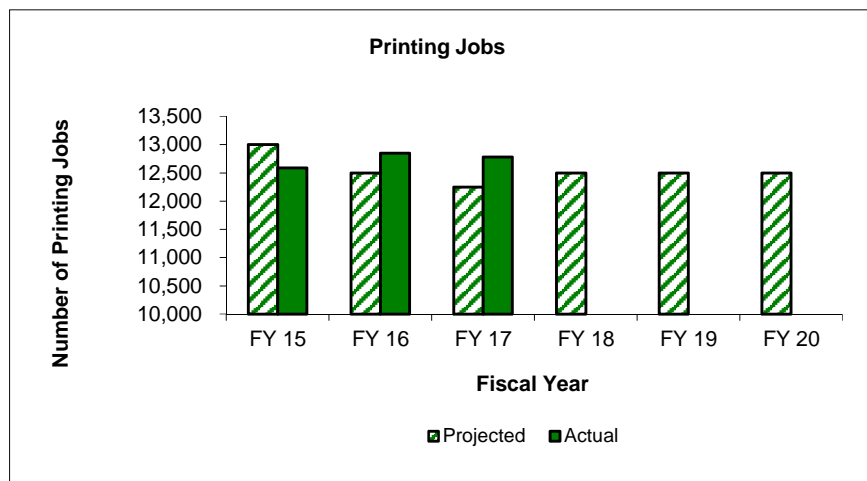
7b. Provide an efficiency measure.

Measure	FY 15		FY 16		FY 17		FY 18	FY 19	FY 20
	Proj.	Actual	Proj.	Actual	Proj.	Actual	Projected	Projected	Projected
Cost Per Impression	\$0.0220	\$0.0220	\$0.0220	\$0.0200	\$0.0220	\$0.0210	\$0.0200	\$0.0200	\$0.0200

PROGRAM DESCRIPTION

Department: Office of Administration **HB Section(s):** 5.085, 5.125
Program Name: State Printing Center
Program is found in the following core budget(s): General Services Operating Core, Rebillable Expenses Core

7c. Provide the number of clients/individuals served, if applicable.



7d. Provide a customer satisfaction measure, if available.

Measure	FY 15		FY 16		FY 17		FY 18	FY 19	FY 20
	Proj.	Actual	Proj.	Actual	Proj.	Actual	Projected	Projected	Projected
Jobs on Time %	90%	86.3%	90%	86.8%	90%	86.6%	90%	91%	92%
Rework %	0.025%	0.028%	0.025%	0.028%	0.025%	0.028%	0.025%	0.025%	0.025%

2017 Customer Satisfaction Survey Results

Survey Question	Score*	5 Star Rating				
Overall satisfaction with services	4.5	★	★	★	★	★
I view State Printing Center as a valued partner to my organization	4.5	★	★	★	★	★
I would recommend the State Printing center to my peers or colleagues	4.4	★	★	★	★	★

*Rating scale of 1-5 with 5 being the highest.
 Note: 2017 is the first time this data was captured.

OA REPORT 9 FY 2019 GOVERNOR REC

DECISION ITEM SUMMARY

Budget Unit								
Decision Item	FY 2017	FY 2017	FY 2018	FY 2018	FY 2019	FY 2019	FY 2019	FY 2019
Budget Object Summary	ACTUAL	ACTUAL	BUDGET	BUDGET	DEPT REQ	DEPT REQ	GOV REC	GOV REC
Fund	DOLLAR	FTE	DOLLAR	FTE	DOLLAR	FTE	DOLLAR	FTE
SURPLUS PROPERTY - OPERATING								
CORE								
PERSONAL SERVICES								
FEDERAL SURPLUS PROPERTY	553,939	17.13	794,281	20.00	794,281	20.00	794,281	20.00
TOTAL - PS	553,939	17.13	794,281	20.00	794,281	20.00	794,281	20.00
EXPENSE & EQUIPMENT								
FEDERAL SURPLUS PROPERTY	225,970	0.00	593,698	0.00	593,698	0.00	593,698	0.00
TOTAL - EE	225,970	0.00	593,698	0.00	593,698	0.00	593,698	0.00
PROGRAM-SPECIFIC								
FEDERAL SURPLUS PROPERTY	187	0.00	2,000	0.00	2,000	0.00	2,000	0.00
TOTAL - PD	187	0.00	2,000	0.00	2,000	0.00	2,000	0.00
TOTAL	780,096	17.13	1,389,979	20.00	1,389,979	20.00	1,389,979	20.00
Pay Plan - 0000012								
PERSONAL SERVICES								
FEDERAL SURPLUS PROPERTY	0	0.00	0	0.00	0	0.00	12,350	0.00
TOTAL - PS	0	0.00	0	0.00	0	0.00	12,350	0.00
TOTAL	0	0.00	0	0.00	0	0.00	12,350	0.00
GRAND TOTAL	\$780,096	17.13	\$1,389,979	20.00	\$1,389,979	20.00	\$1,402,329	20.00

OA REPORT 9 FY 2019 GOVERNOR REC

DECISION ITEM SUMMARY

Budget Unit								
Decision Item	FY 2017	FY 2017	FY 2018	FY 2018	FY 2019	FY 2019	FY 2019	FY 2019
Budget Object Summary	ACTUAL	ACTUAL	BUDGET	BUDGET	DEPT REQ	DEPT REQ	GOV REC	GOV REC
Fund	DOLLAR	FTE	DOLLAR	FTE	DOLLAR	FTE	DOLLAR	FTE
SURPLUS PROPERTY RECYCLING								
CORE								
PERSONAL SERVICES								
FEDERAL SURPLUS PROPERTY	48,810	0.94	48,834	1.00	48,834	1.00	48,834	1.00
TOTAL - PS	48,810	0.94	48,834	1.00	48,834	1.00	48,834	1.00
EXPENSE & EQUIPMENT								
FEDERAL SURPLUS PROPERTY	49,061	0.00	50,322	0.00	50,322	0.00	50,322	0.00
TOTAL - EE	49,061	0.00	50,322	0.00	50,322	0.00	50,322	0.00
TOTAL	97,871	0.94	99,156	1.00	99,156	1.00	99,156	1.00
Pay Plan - 0000012								
PERSONAL SERVICES								
FEDERAL SURPLUS PROPERTY	0	0.00	0	0.00	0	0.00	650	0.00
TOTAL - PS	0	0.00	0	0.00	0	0.00	650	0.00
TOTAL	0	0.00	0	0.00	0	0.00	650	0.00
GRAND TOTAL	\$97,871	0.94	\$99,156	1.00	\$99,156	1.00	\$99,806	1.00

CORE DECISION ITEM

Department	Office of Administration	Budget Unit	31125 & 31130
Division	Division of General Services		
Core -	Surplus Property/Recycling - Operating	HB Section	5.090

1. CORE FINANCIAL SUMMARY

	FY 2019 Budget Request				E		FY 2019 Governor's Recommendation				E
	GR	Federal	Other	Total			GR	Federal	Other	Total	
PS	0	0	843,115	843,115		PS	0	0	843,115	843,115	
EE	0	0	644,020	644,020		EE	0	0	644,020	644,020	
PSD	0	0	2,000	2,000		PSD	0	0	2,000	2,000	
TRF	0	0	0	0		TRF	0	0	0	0	
Total	0	0	1,489,135	1,489,135		Total	0	0	1,489,135	1,489,135	
FTE	0.00	0.00	21.00	21.00		FTE	0.00	0.00	21.00	21.00	

Est. Fringe	0	0	476,953	476,953
--------------------	---	---	---------	---------

Note: Fringes budgeted in House Bill 5 except for certain fringes budgeted directly to MoDOT, Highway Patrol, and Conservation.

Est. Fringe	0	0	476,953	476,953
--------------------	---	---	---------	---------

Note: Fringes budgeted in House Bill 5 except for certain fringes budgeted directly to MoDOT, Highway Patrol, and Conservation.

Other Funds: Federal Surplus Property Fund (0407)

Other Funds: Federal Surplus Property Fund (0407)

2. CORE DESCRIPTION

This core requirement is for funding to provide surplus property services and operate the Missouri State Recycling Program.

The State Agency for Surplus Property (SASP) is responsible for the administration of the Federal Surplus Property program. The SASP receives federal surplus property (at no cost to the State other than transportation costs). The SASP transfers the property to eligible entities (state agencies, cities, counties, schools, not-for-profit health and educational activities, providers of assistance to the homeless and needy, SBA 8(a) program participants, and service educational activities). All expenses incurred by SASP for operating the Federal Surplus Property program are recovered through service charges applied to property acquired by eligible entities. Certain administrative expenses for the operation of the state side surplus property and recycling programs are paid through this appropriation and either reimbursed through the related transfer appropriation or debited to the income from the recycling program.

This core request is also for funding to cover operating costs of the State's recycling program. The purpose of the Missouri State Recycling Program is to assist the State of Missouri government agencies with:

- Procurement of products manufactured with recycled materials.
- Coordinating waste reduction strategies.
- Overseeing the collection of recyclables by establishing recycling services contracts.

CORE DECISION ITEM

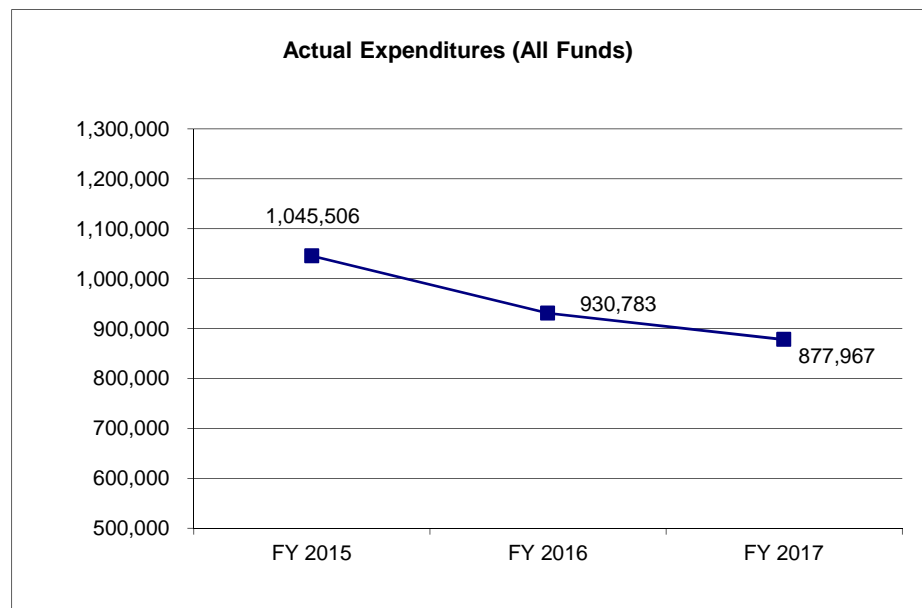
Department	Office of Administration	Budget Unit	31125 & 31130
Division	Division of General Services		
Core -	Surplus Property/Recycling - Operating	HB Section	5.090

3. PROGRAM LISTING (list programs included in this core funding)

Surplus Property
Missouri State Recycling Program

4. FINANCIAL HISTORY

	FY 2015 Actual	FY 2016 Actual	FY 2017 Actual	FY 2018 Current Yr.
Appropriation (All Funds)	1,468,168	1,472,602	1,489,135	1,489,135
Less Reverted (All Funds)	0	0	0	N/A
Less Restricted (All Funds)	0	0	0	N/A
Budget Authority (All Funds)	1,468,168	1,472,602	1,489,135	N/A
Actual Expenditures (All Funds)	1,045,506	930,783	877,967	N/A
Unexpended (All Funds)	422,662	541,819	611,168	N/A
Unexpended, by Fund:				
General Revenue	0	0	0	N/A
Federal	0	0	0	N/A
Other	422,662	541,819	611,168	N/A



Reverted includes the statutory three-percent reserve amount (when applicable).

Restricted includes any Governor's Expenditure Restrictions which remained at the end of the fiscal year (when applicable).

NOTES:

CORE RECONCILIATION DETAIL

**STATE
SURPLUS PROPERTY - OPERATING**

5. CORE RECONCILIATION DETAIL

	Budget Class	FTE	GR	Federal	Other	Total	Explanation
TAFP AFTER VETOES							
	PS	20.00	0	0	794,281	794,281	
	EE	0.00	0	0	593,698	593,698	
	PD	0.00	0	0	2,000	2,000	
	Total	20.00	0	0	1,389,979	1,389,979	
DEPARTMENT CORE REQUEST							
	PS	20.00	0	0	794,281	794,281	
	EE	0.00	0	0	593,698	593,698	
	PD	0.00	0	0	2,000	2,000	
	Total	20.00	0	0	1,389,979	1,389,979	
GOVERNOR'S RECOMMENDED CORE							
	PS	20.00	0	0	794,281	794,281	
	EE	0.00	0	0	593,698	593,698	
	PD	0.00	0	0	2,000	2,000	
	Total	20.00	0	0	1,389,979	1,389,979	

OA REPORT 10 FY 2019 GOVERNOR REC

DECISION ITEM DETAIL

Budget Unit	FY 2017	FY 2017	FY 2018	FY 2018	FY 2019	FY 2019	FY 2019	FY 2019
Decision Item	ACTUAL	ACTUAL	BUDGET	BUDGET	DEPT REQ	DEPT REQ	GOV REC	GOV REC
Budget Object Class	DOLLAR	FTE	DOLLAR	FTE	DOLLAR	FTE	DOLLAR	FTE
SURPLUS PROPERTY - OPERATING								
CORE								
ADMIN OFFICE SUPPORT ASSISTANT	93,683	3.00	149,384	4.00	149,384	4.00	149,384	4.00
SR OFFICE SUPPORT ASSISTANT	26,319	1.00	44,020	1.00	44,020	1.00	44,020	1.00
STOREKEEPER I	75,176	2.86	107,287	3.00	107,287	3.00	107,287	3.00
STOREKEEPER II	85,951	3.00	146,754	4.00	146,754	4.00	146,754	4.00
SUPPLY MANAGER I	32,122	1.00	37,848	1.00	37,848	1.00	37,848	1.00
SUPPLY MANAGER II	37,590	1.00	40,167	1.00	40,167	1.00	40,167	1.00
EXECUTIVE II	36,894	1.00	43,644	1.00	43,644	1.00	43,644	1.00
PLANNER II	3,263	0.06	0	0.00	0	0.00	0	0.00
TRACTOR TRAILER DRIVER	34,152	1.06	82,652	2.00	82,652	2.00	82,652	2.00
MOTOR VEHICLE MECHANIC	30,551	1.00	36,688	1.00	36,688	1.00	36,688	1.00
HEAVY EQUIPMENT MECHANIC	33,249	1.00	41,324	1.00	41,324	1.00	41,324	1.00
FISCAL & ADMINISTRATIVE MGR B2	57,508	1.00	64,513	1.00	64,513	1.00	64,513	1.00
MISCELLANEOUS TECHNICAL	7,481	0.15	0	0.00	0	0.00	0	0.00
TOTAL - PS	553,939	17.13	794,281	20.00	794,281	20.00	794,281	20.00
TRAVEL, IN-STATE	854	0.00	950	0.00	950	0.00	950	0.00
TRAVEL, OUT-OF-STATE	17,304	0.00	9,948	0.00	9,948	0.00	9,948	0.00
FUEL & UTILITIES	13,538	0.00	28,850	0.00	28,850	0.00	28,850	0.00
SUPPLIES	56,462	0.00	72,250	0.00	72,250	0.00	72,250	0.00
PROFESSIONAL DEVELOPMENT	825	0.00	950	0.00	5,950	0.00	5,950	0.00
COMMUNICATION SERV & SUPP	10,108	0.00	10,000	0.00	10,000	0.00	10,000	0.00
PROFESSIONAL SERVICES	77,379	0.00	338,750	0.00	303,750	0.00	303,750	0.00
HOUSEKEEPING & JANITORIAL SERV	14,128	0.00	5,000	0.00	15,000	0.00	15,000	0.00
M&R SERVICES	9,666	0.00	25,000	0.00	25,000	0.00	25,000	0.00
MOTORIZED EQUIPMENT	0	0.00	80,000	0.00	80,000	0.00	80,000	0.00
OFFICE EQUIPMENT	0	0.00	5,000	0.00	5,000	0.00	5,000	0.00
OTHER EQUIPMENT	21,514	0.00	1,000	0.00	1,000	0.00	1,000	0.00
PROPERTY & IMPROVEMENTS	0	0.00	5,000	0.00	25,000	0.00	25,000	0.00
BUILDING LEASE PAYMENTS	1,900	0.00	2,000	0.00	2,000	0.00	2,000	0.00
EQUIPMENT RENTALS & LEASES	0	0.00	2,000	0.00	2,000	0.00	2,000	0.00
MISCELLANEOUS EXPENSES	2,292	0.00	5,000	0.00	5,000	0.00	5,000	0.00
REBILLABLE EXPENSES	0	0.00	2,000	0.00	2,000	0.00	2,000	0.00
TOTAL - EE	225,970	0.00	593,698	0.00	593,698	0.00	593,698	0.00

OA REPORT 10 FY 2019 GOVERNOR REC

DECISION ITEM DETAIL

Budget Unit	FY 2017	FY 2017	FY 2018	FY 2018	FY 2019	FY 2019	FY 2019	FY 2019
Decision Item	ACTUAL	ACTUAL	BUDGET	BUDGET	DEPT REQ	DEPT REQ	GOV REC	GOV REC
Budget Object Class	DOLLAR	FTE	DOLLAR	FTE	DOLLAR	FTE	DOLLAR	FTE
SURPLUS PROPERTY - OPERATING								
CORE								
REFUNDS	187	0.00	2,000	0.00	2,000	0.00	2,000	0.00
TOTAL - PD	187	0.00	2,000	0.00	2,000	0.00	2,000	0.00
GRAND TOTAL	\$780,096	17.13	\$1,389,979	20.00	\$1,389,979	20.00	\$1,389,979	20.00
GENERAL REVENUE	\$0	0.00	\$0	0.00	\$0	0.00	\$0	0.00
FEDERAL FUNDS	\$0	0.00	\$0	0.00	\$0	0.00	\$0	0.00
OTHER FUNDS	\$780,096	17.13	\$1,389,979	20.00	\$1,389,979	20.00	\$1,389,979	20.00

OA REPORT 10 FY 2019 GOVERNOR REC

DECISION ITEM DETAIL

Budget Unit	FY 2017	FY 2017	FY 2018	FY 2018	FY 2019	FY 2019	FY 2019	FY 2019
Decision Item	ACTUAL	ACTUAL	BUDGET	BUDGET	DEPT REQ	DEPT REQ	GOV REC	GOV REC
Budget Object Class	DOLLAR	FTE	DOLLAR	FTE	DOLLAR	FTE	DOLLAR	FTE
SURPLUS PROPERTY RECYCLING								
CORE								
PLANNER I	0	0.00	48,834	1.00	0	0.00	0	0.00
PLANNER II	48,810	0.94	0	0.00	48,834	1.00	48,834	1.00
TOTAL - PS	48,810	0.94	48,834	1.00	48,834	1.00	48,834	1.00
TRAVEL, IN-STATE	1,151	0.00	137	0.00	637	0.00	637	0.00
SUPPLIES	18,647	0.00	24,983	0.00	18,983	0.00	18,983	0.00
PROFESSIONAL DEVELOPMENT	1,100	0.00	4,750	0.00	1,250	0.00	1,250	0.00
COMMUNICATION SERV & SUPP	248	0.00	108	0.00	108	0.00	108	0.00
PROFESSIONAL SERVICES	10,070	0.00	1,344	0.00	10,344	0.00	10,344	0.00
M&R SERVICES	1,246	0.00	2,000	0.00	1,500	0.00	1,500	0.00
OTHER EQUIPMENT	16,378	0.00	15,000	0.00	17,000	0.00	17,000	0.00
BUILDING LEASE PAYMENTS	0	0.00	1,000	0.00	0	0.00	0	0.00
MISCELLANEOUS EXPENSES	221	0.00	1,000	0.00	500	0.00	500	0.00
TOTAL - EE	49,061	0.00	50,322	0.00	50,322	0.00	50,322	0.00
GRAND TOTAL	\$97,871	0.94	\$99,156	1.00	\$99,156	1.00	\$99,156	1.00
GENERAL REVENUE	\$0	0.00	\$0	0.00	\$0	0.00	\$0	0.00
FEDERAL FUNDS	\$0	0.00	\$0	0.00	\$0	0.00	\$0	0.00
OTHER FUNDS	\$97,871	0.94	\$99,156	1.00	\$99,156	1.00	\$99,156	1.00

CORE RECONCILIATION DETAIL

**STATE
SURPLUS PROPERTY RECYCLING**

5. CORE RECONCILIATION DETAIL

	Budget Class	FTE	GR	Federal	Other	Total	Explanation
TAFP AFTER VETOES							
	PS	1.00	0	0	48,834	48,834	
	EE	0.00	0	0	50,322	50,322	
	Total	1.00	0	0	99,156	99,156	
DEPARTMENT CORE REQUEST							
	PS	1.00	0	0	48,834	48,834	
	EE	0.00	0	0	50,322	50,322	
	Total	1.00	0	0	99,156	99,156	
GOVERNOR'S RECOMMENDED CORE							
	PS	1.00	0	0	48,834	48,834	
	EE	0.00	0	0	50,322	50,322	
	Total	1.00	0	0	99,156	99,156	

PROGRAM DESCRIPTION

Department: Office of Administration

HB Section(s): 5.090

Program Name: Federal Surplus Property

Program is found in the following core budget(s): Surplus Property

1a. What strategic priority does this program address?

Customer-centric, cost effective programs

1b. What does this program do?

Per Chapter 37.075 The Office of Administration is designated as the "Missouri State Agency for Surplus Property". It may acquire, warehouse, and distribute federal surplus property to any and all eligible departments and agencies of the state and local government, and to any and all other institutions and organizations eligible to receive surplus property under Public Law 152, 81st Congress, as amended, and under any other laws enacted by the Congress of the United States which provide for the disposal of United States government surplus property, and may otherwise cooperate with the federal government in the transfer of government surplus property.

The State Agency for Surplus Property (SASP) is responsible for the administration of the Federal Surplus Property program. The SASP receives federal surplus property (at no cost to the State other than transportation costs), but the Federal government does require the State to continue tracking the original acquisition cost of the property. The SASP transfers the property to eligible entities (state agencies, cities, counties, schools, not-for-profit health and educational activities, providers of assistance to the homeless and needy, SBA 8(a) program participants, and service educational activities). All expenses incurred by SASP for operating the Federal Surplus Property program are recovered through service charges applied to property acquired by eligible entities. Certain administrative expenses for the operation of the state side surplus property and recycling programs are paid through this appropriation and either reimbursed through the related transfer appropriation or debited to the income from the recycling program.

2. What is the authorization for this program, i.e., federal or state statute, etc.? (Include the federal program number, if applicable.)

Chapters 34 and 37, RSMo.

3. Are there federal matching requirements? If yes, please explain.

No

4. Is this a federally mandated program? If yes, please explain.

No

PROGRAM DESCRIPTION

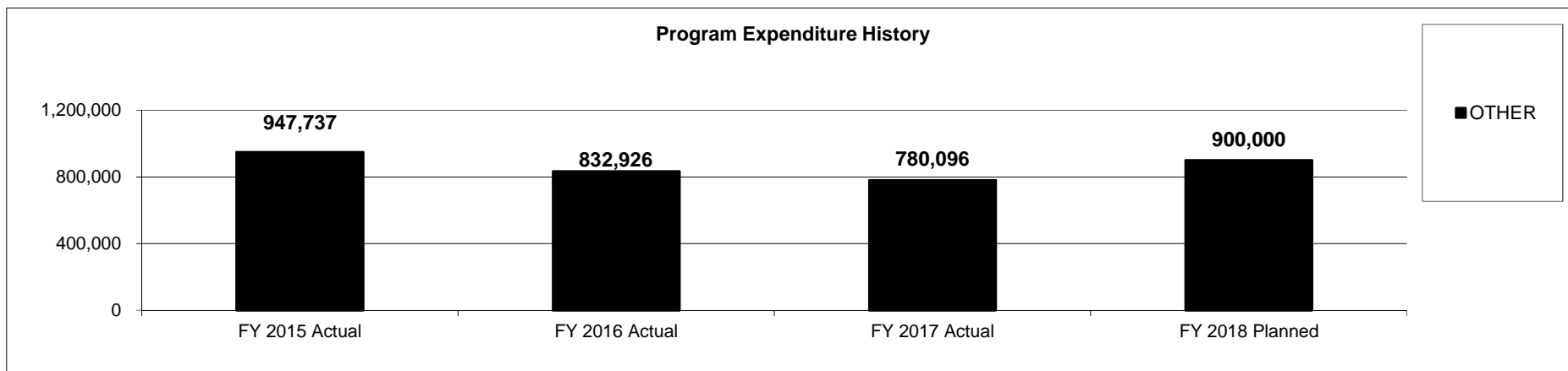
Department: Office of Administration

HB Section(s): 5.090

Program Name: Federal Surplus Property

Program is found in the following core budget(s): Surplus Property

5. Provide actual expenditures for the prior three fiscal years and planned expenditures for the current fiscal year.



6. What are the sources of the "Other " funds?

Proceeds of Surplus Property Sales Fund (0710)

7a. Provide an effectiveness measure.

Federal acquisition costs of property received (no charge to the State)

FY2015 Actual	FY2016 Actual	FY 2017 Actual	FY 2018 Projected	FY 2019 Projected	FY 2020 Projected
\$14,087,163	\$23,193,994	\$8,958,885	\$10,000,000	\$10,000,000	\$10,000,000

Federal Acquisition costs of property transferred (service charge not included)

FY2015 Actual	FY2016 Actual	FY 2017 Actual	FY 2018 Projected	FY 2019 Projected	FY 2020 Projected
\$13,261,310	\$21,542,919	\$8,574,721	\$10,000,000	\$10,000,000	\$10,000,000

PROGRAM DESCRIPTION

Department: Office of Administration					HB Section(s): 5.090		
Program Name: Federal Surplus Property							
Program is found in the following core budget(s): Surplus Property							
7b. Provide an efficiency measure.							
Service charge as a percentage of original federal acquisition cost							
FY2015	FY2016	FY 2017	FY 2018	FY 2019	FY 2020		
Actual	Actual	Actual	Projected	Projected	Projected		
6.4%	3.7%	7.0%	6.0%	6.0%	6.0%		
7c. Provide the number of clients/individuals served, if applicable.							
See attached lists of the top 100 donees served in FY 2017.							
7d. Provide a customer satisfaction measure, if available.							
Survey Question		Score*	5 Star Rating				
Overall satisfaction with services		4.4	★	★	★	★	★
I view Surplus Property as a valued partner to my organization		4.4	★	★	★	★	★
I would recommend Surplus Property to my peers or colleagues		4.5	★	★	★	★	★
*Rating scale of 1-5 with 5 being the highest.							
Note: 2017 is the first time this data was captured.							

PROGRAM DESCRIPTION

Department: Office of Administration
Program Name: Surplus Property Recycling
Program is found in the following core budget(s): Surplus Property Recycling

HB Section(s): 5.100

1a. What strategic priority does this program address?

Customer-centric, cost effective programs

1. What does this program do?

The Missouri State Recycling Program:

- Promotes recycling efforts throughout state agencies
- Serves as a resource to state agencies on recycling, waste reduction and reuse of state property
- Coordinates waste reduction strategies to reduce agency expenditures for waste disposal while promoting recycling activities
- Administers recycling service contracts
- Provides recycling supplies such as deskside recycling containers, bags, and other materials necessary to facilitate recycling
- Promotes procurement of products manufactured with recycled materials.

2. What is the authorization for this program, i.e., federal or state statute, etc.? (Include the federal program number, if applicable.)

Sections 34.031 and 34.032, RSMo

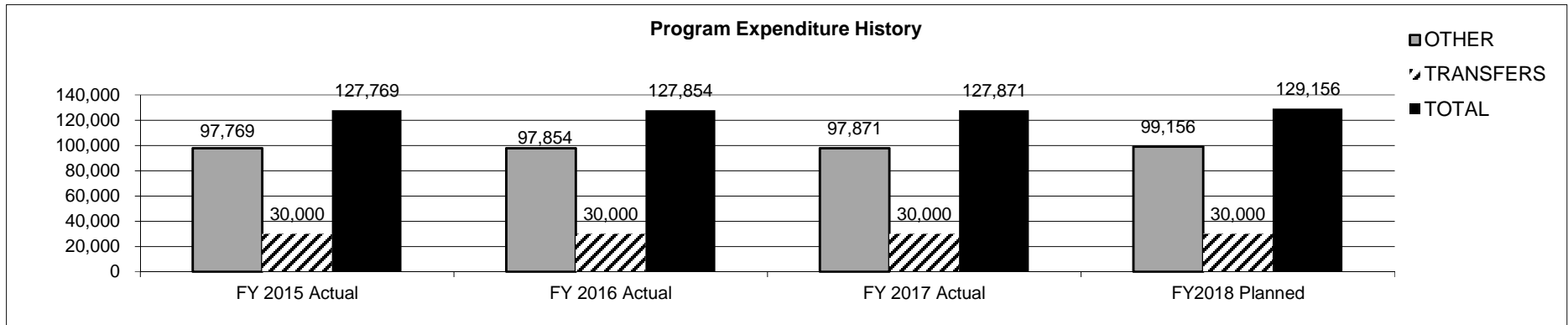
3. Are there federal matching requirements? If yes, please explain.

No

4. Is this a federally mandated program? If yes, please explain.

No

5. Provide actual expenditures for the prior three fiscal years and planned expenditures for the current fiscal year.



6. What are the sources of the "Other " funds?

Federal Surplus Property Fund (0407)

PROGRAM DESCRIPTION

Department: Office of Administration	HB Section(s): 5.100
Program Name: Surplus Property Recycling	
Program is found in the following core budget(s): Surplus Property Recycling	

7a. Provide an effectiveness measure.

Measure	FY 15		FY 16		FY 17		FY 18	FY 19	FY 20
	Proj.	Actual	Proj.	Actual	Proj.	Actual	Projected	Projected	Projected
Recycling Revenues		\$159,862		\$156,226		\$186,745	\$170,000	\$170,000	\$170,000
Landfill Costs Avoided		\$309,995		\$274,303		\$290,291	\$300,000	\$300,000	\$300,000
State Property Reuse Savings*		\$295,896		\$325,062		\$219,630	\$225,000	\$225,000	\$225,000

*Cost avoidance estimate by transfer of under threshold property between state agencies (extra office supplies, furniture, etc)

7b. Provide an efficiency measure.

Measure	FY 15		FY 16		FY 17		FY 18	FY 19	FY 20
	Proj.	Actual	Proj.	Actual	Proj.	Actual	Projected	Projected	Projected
Pounds of Material Recycled		16,154,528		11,709,538		12,563,310	13,000,000	13,000,000	13,000,000
Heating Assistance Transfer to DSS		\$30,000		\$30,000		\$30,000	\$30,000	\$30,000	\$30,000

7c. Provide the number of clients/individuals served, if applicable.

The Missouri State Recycling Program serves as a resource to all state agencies.

7d. Provide a customer satisfaction measure, if available.

2017 Customer Satisfaction Survey Results

Survey Question	Score*	5 Star Rating				
Overall rating of program.	3.4	★	★	★	★	★
I view the State Recycling Program as a valued partner to my organization	3.77	★	★	★	★	★

*Rating scale of 1-5 with 5 being the highest.

Note: 2017 is the first time this data was captured.

OA REPORT 9 FY 2019 GOVERNOR REC

DECISION ITEM SUMMARY

Budget Unit								
Decision Item	FY 2017	FY 2017	FY 2018	FY 2018	FY 2019	FY 2019	FY 2019	FY 2019
Budget Object Summary	ACTUAL	ACTUAL	BUDGET	BUDGET	DEPT REQ	DEPT REQ	GOV REC	GOV REC
Fund	DOLLAR	FTE	DOLLAR	FTE	DOLLAR	FTE	DOLLAR	FTE
FIXED PRICE VEHICLE PROGRAM								
CORE								
EXPENSE & EQUIPMENT								
FEDERAL SURPLUS PROPERTY	990,291	0.00	1,495,994	0.00	1,495,994	0.00	1,495,994	0.00
TOTAL - EE	990,291	0.00	1,495,994	0.00	1,495,994	0.00	1,495,994	0.00
TOTAL	990,291	0.00	1,495,994	0.00	1,495,994	0.00	1,495,994	0.00
GRAND TOTAL	\$990,291	0.00	\$1,495,994	0.00	\$1,495,994	0.00	\$1,495,994	0.00

CORE DECISION ITEM

Department	Office of Administration	Budget Unit	30990
Division	Division of General Services		
Core -	Fixed Price Vehicle and Equipment Program	HB Section	5.095

1. CORE FINANCIAL SUMMARY

	FY 2019 Budget Request				E		FY 2019 Governor's Recommendation				E
	GR	Federal	Other	Total			GR	Federal	Other	Total	
PS	0	0	0	0		PS	0	0	0	0	
EE	0	0	1,495,994	1,495,994		EE	0	0	1,495,994	1,495,994	
PSD	0	0	0	0		PSD	0	0	0	0	
TRF	0	0	0	0		TRF	0	0	0	0	
Total	0	0	1,495,994	1,495,994		Total	0	0	1,495,994	1,495,994	
FTE	0.00	0.00	0.00	0.00		FTE	0.00	0.00	0.00	0.00	

Est. Fringe	0	0	0	0
--------------------	---	---	---	---

Note: Fringes budgeted in House Bill 5 except for certain fringes budgeted directly to MoDOT, Highway Patrol, and Conservation.

Est. Fringe	0	0	0	0
--------------------	---	---	---	---

Note: Fringes budgeted in House Bill 5 except for certain fringes budgeted directly to MoDOT, Highway Patrol, and Conservation.

Other Funds: Federal Surplus Property Fund (0407)

Other Funds: Federal Surplus Property Fund (0407)

2. CORE DESCRIPTION

This core request is for funding to acquire low mileage vehicles and construction equipment from the Federal Government to be resold to state agencies and eligible entities. This program enables eligible entities to buy used vehicles at favorable rates instead of new vehicles.

3. PROGRAM LISTING (list programs included in this core funding)

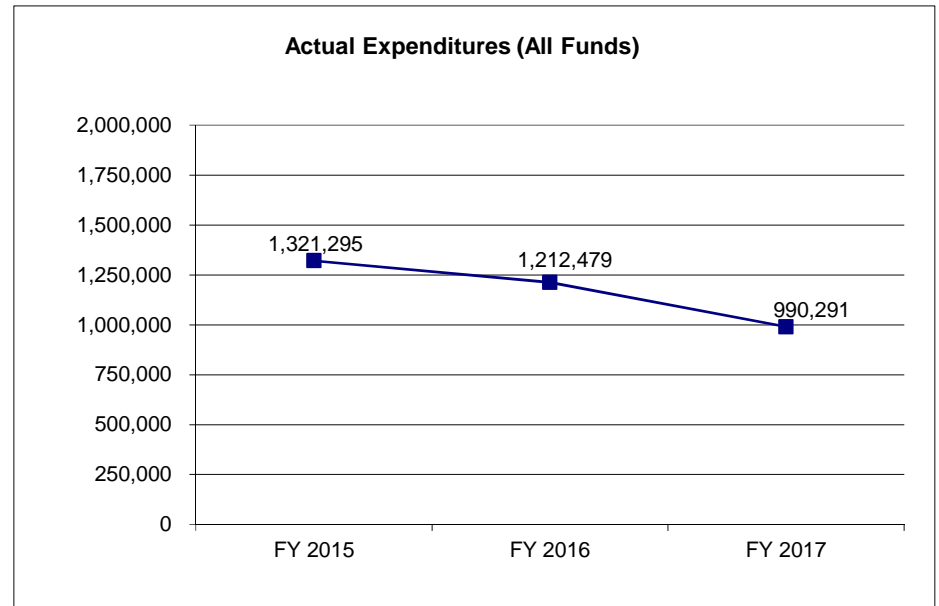
Fixed Price Vehicle and Equipment

CORE DECISION ITEM

Department	Office of Administration	Budget Unit	30990
Division	Division of General Services		
Core -	Fixed Price Vehicle and Equipment Program	HB Section	5.095

4. FINANCIAL HISTORY

	FY 2015 Actual	FY 2016 Actual	FY 2017 Actual	FY 2018 Current Yr.
Appropriation (All Funds)	1,495,994	1,495,994	1,495,994	1,495,994
Less Reverted (All Funds)	0	0	0	N/A
Less Restricted (All Funds)	0	0	0	N/A
Budget Authority (All Funds)	1,495,994	1,495,994	1,495,994	N/A
Actual Expenditures (All Funds)	1,321,295	1,212,479	990,291	N/A
Unexpended (All Funds)	174,699	283,515	505,703	N/A
Unexpended, by Fund:				
General Revenue	0	0	0	N/A
Federal	0	0	0	N/A
Other	174,699	283,515	505,703	N/A
			(1)	



Reverted includes the statutory three-percent reserve amount (when applicable).

Restricted includes any Governor's Expenditure Restrictions which remained at the end of the fiscal year (when applicable).

NOTES:

(1) Transferred from Division of Purchasing to Division of General Services

CORE RECONCILIATION DETAIL

**STATE
FIXED PRICE VEHICLE PROGRAM**

5. CORE RECONCILIATION DETAIL

	Budget Class	FTE	GR	Federal	Other	Total	Explanation
TAFP AFTER VETOES							
	EE	0.00	0	0	1,495,994	1,495,994	
	Total	0.00	0	0	1,495,994	1,495,994	
DEPARTMENT CORE REQUEST							
	EE	0.00	0	0	1,495,994	1,495,994	
	Total	0.00	0	0	1,495,994	1,495,994	
GOVERNOR'S RECOMMENDED CORE							
	EE	0.00	0	0	1,495,994	1,495,994	
	Total	0.00	0	0	1,495,994	1,495,994	

OA REPORT 10 FY 2019 GOVERNOR REC

DECISION ITEM DETAIL

Budget Unit	FY 2017	FY 2017	FY 2018	FY 2018	FY 2019	FY 2019	FY 2019	FY 2019
Decision Item	ACTUAL	ACTUAL	BUDGET	BUDGET	DEPT REQ	DEPT REQ	GOV REC	GOV REC
Budget Object Class	DOLLAR	FTE	DOLLAR	FTE	DOLLAR	FTE	DOLLAR	FTE
FIXED PRICE VEHICLE PROGRAM								
CORE								
TRAVEL, IN-STATE	61	0.00	190	0.00	190	0.00	190	0.00
TRAVEL, OUT-OF-STATE	1,304	0.00	744	0.00	744	0.00	744	0.00
SUPPLIES	3,495	0.00	475	0.00	475	0.00	475	0.00
PROFESSIONAL SERVICES	11,063	0.00	45,000	0.00	45,000	0.00	45,000	0.00
M&R SERVICES	2,968	0.00	20,000	0.00	20,000	0.00	20,000	0.00
OTHER EQUIPMENT	0	0.00	100	0.00	100	0.00	100	0.00
MISCELLANEOUS EXPENSES	0	0.00	100	0.00	100	0.00	100	0.00
REBILLABLE EXPENSES	971,400	0.00	1,429,385	0.00	1,429,385	0.00	1,429,385	0.00
TOTAL - EE	990,291	0.00	1,495,994	0.00	1,495,994	0.00	1,495,994	0.00
GRAND TOTAL	\$990,291	0.00	\$1,495,994	0.00	\$1,495,994	0.00	\$1,495,994	0.00
GENERAL REVENUE	\$0	0.00	\$0	0.00	\$0	0.00	\$0	0.00
FEDERAL FUNDS	\$0	0.00	\$0	0.00	\$0	0.00	\$0	0.00
OTHER FUNDS	\$990,291	0.00	\$1,495,994	0.00	\$1,495,994	0.00	\$1,495,994	0.00

PROGRAM DESCRIPTION

Department: Office of Administration	HB Section(s): 5.095
Program Name: Fixed Price Vehicle and Equipment	
Program is found in the following core budget(s): Fixed Price Vehicle and Equipment	

1a. What strategic priority does this program address?

Customer-centric, cost effective programs

1b. What does this program do?

This core request is for funding to acquire low mileage vehicles and construction equipment from the Federal Government to be resold to state agencies and eligible entities. This program enables eligible entities to buy used vehicles instead of new vehicles. This program is a self-sustaining program that does not have any actual cost to the State.

2. What is the authorization for this program, i.e., federal or state statute, etc.? (Include the federal program number, if applicable.)

Chapter 37, RSMo

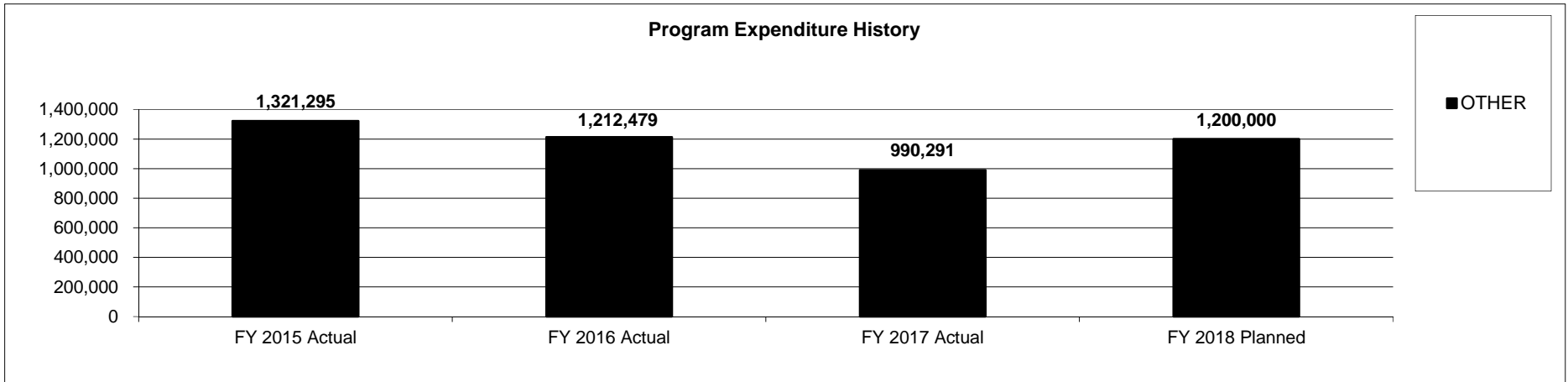
3. Are there federal matching requirements? If yes, please explain.

No

4. Is this a federally mandated program? If yes, please explain.

No

5. Provide actual expenditures for the prior three fiscal years and planned expenditures for the current fiscal year.



PROGRAM DESCRIPTION

Department: Office of Administration
Program Name: Fixed Price Vehicle and Equipment
Program is found in the following core budget(s): Fixed Price Vehicle and Equipment

HB Section(s): 5.095

6. What are the sources of the "Other " funds?

Federal Surplus Property Fund (0407)

7a. Provide an effectiveness measure.

Number of Fixed Price Vehicles Sold					
FY 2015	FY 2016	FY 2017	FY 2018	FY 2019	FY 2020
Actual	Actual	Actual	Projected	Projected	Projected
98	87	65	85	100	100

Number of Vehicles Obtained					
FY 2015	FY 2016	FY 2017	FY 2018	FY 2019	FY 2020
Actual	Actual	Actual	Projected	Projected	Projected
99	84	63	85	100	100

7b. Provide an efficiency measure.

Percentage of Vehicles Sold Compared to Number of Vehicles Obtained					
FY 2015	FY 2016	FY 2017	FY 2018	FY 2019	FY 2020
Actual	Actual	Actual	Projected	Projected	Projected
99%	104%	103%	100%	100%	100%

7c. Provide the number of clients/individuals served, if applicable.

Number of Different Entities Purchasing Vehicles					
FY 2015	FY 2016	FY 2017	FY 2018	FY 2019	FY 2020
Actual	Actual	Actual	Projected	Projected	Projected
62	52	43	50	50	50

7d. Provide a customer satisfaction measure, if available.

Not available.

OA REPORT 9 FY 2019 GOVERNOR REC

DECISION ITEM SUMMARY

Budget Unit								
Decision Item	FY 2017	FY 2017	FY 2018	FY 2018	FY 2019	FY 2019	FY 2019	FY 2019
Budget Object Summary	ACTUAL	ACTUAL	BUDGET	BUDGET	DEPT REQ	DEPT REQ	GOV REC	GOV REC
Fund	DOLLAR	FTE	DOLLAR	FTE	DOLLAR	FTE	DOLLAR	FTE
RECYCLING FUNDS TRANSFER								
CORE								
FUND TRANSFERS								
FEDERAL SURPLUS PROPERTY	30,000	0.00	30,000	0.00	30,000	0.00	30,000	0.00
TOTAL - TRF	30,000	0.00	30,000	0.00	30,000	0.00	30,000	0.00
TOTAL	30,000	0.00	30,000	0.00	30,000	0.00	30,000	0.00
GRAND TOTAL	\$30,000	0.00	\$30,000	0.00	\$30,000	0.00	\$30,000	0.00

CORE DECISION ITEM

Department	Office of Administration	Budget Unit	31135
Division	Division of General Services		
Core -	Surplus Property Recycling Transfer	HB Section	5.100

1. CORE FINANCIAL SUMMARY

	FY 2019 Budget Request				E		FY 2019 Governor's Recommendation				E
	GR	Federal	Other	Total			GR	Federal	Other	Total	
PS	0	0	0	0		PS	0	0	0	0	
EE	0	0	0	0		EE	0	0	0	0	
PSD	0	0	0	0		PSD	0	0	0	0	
TRF	0	0	30,000	30,000		TRF	0	0	30,000	30,000	
Total	0	0	30,000	30,000		Total	0	0	30,000	30,000	
FTE	0.00	0.00	0.00	0.00		FTE	0.00	0.00	0.00	0.00	
Est. Fringe	0	0	0	0		Est. Fringe	0	0	0	0	
<i>Note: Fringes budgeted in House Bill 5 except for certain fringes budgeted directly to MoDOT, Highway Patrol, and Conservation.</i>						<i>Note: Fringes budgeted in House Bill 5 except for certain fringes budgeted directly to MoDOT, Highway Patrol, and Conservation.</i>					
Other Funds:	Federal Surplus Property Fund (0407)					Other Funds:	Federal Surplus Property Fund (0407)				

2. CORE DESCRIPTION

Pursuant to Section 34.032, RSMo, this appropriation facilitates the transfer of excess funds from the Recycling Program to the Department of Social Services (DSS) to be used by DSS for the heating assistance program pursuant to section 660.100 to 660.135, RSMo.

3. PROGRAM LISTING (list programs included in this core funding)

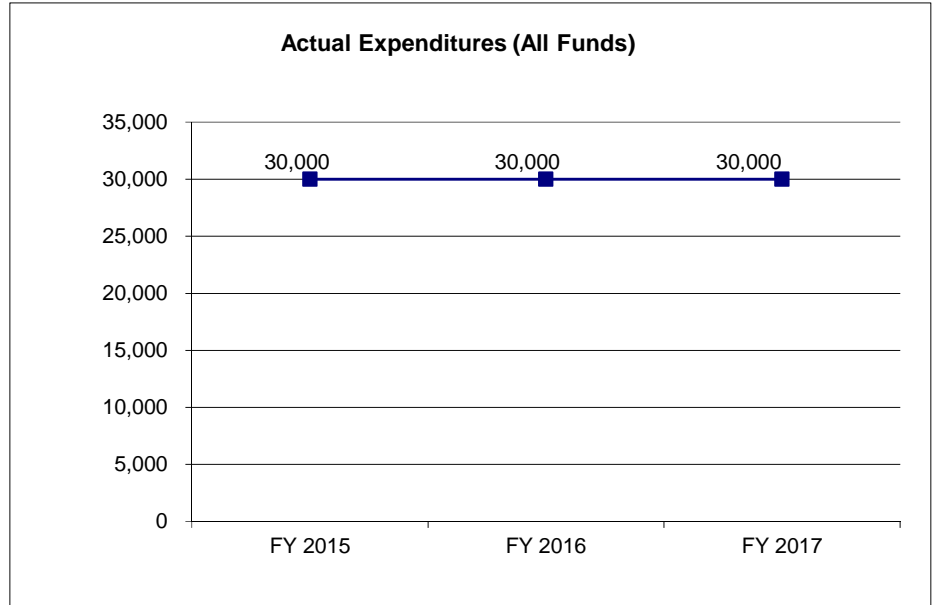
Surplus Property Recycling

CORE DECISION ITEM

Department	Office of Administration	Budget Unit	31135
Division	Division of General Services		
Core -	Surplus Property Recycling Transfer	HB Section	5.100

4. FINANCIAL HISTORY

	FY 2015 Actual	FY 2016 Actual	FY 2017 Actual	FY 2018 Current Yr.
Appropriation (All Funds)	30,000	30,000	30,000	30,000
Less Reverted (All Funds)	0	0	0	N/A
Less Restricted (All Funds)	0	0	0	N/A
Budget Authority (All Funds)	30,000	30,000	30,000	N/A
Actual Expenditures (All Funds)	30,000	30,000	30,000	N/A
Unexpended (All Funds)	0	0	0	N/A
Unexpended, by Fund:				
General Revenue	0	0	0	N/A
Federal	0	0	0	N/A
Other	0	0	0	N/A



Reverted includes the statutory three-percent reserve amount (when applicable).

Restricted includes any Governor's Expenditure Restrictions which remained at the end of the fiscal year (when applicable).

NOTES:

CORE RECONCILIATION DETAIL

STATE
RECYCLING FUNDS TRANSFER

5. CORE RECONCILIATION DETAIL

	Budget Class	FTE	GR	Federal	Other	Total	Explanation
TAFP AFTER VETOES							
	TRF	0.00	0	0	30,000	30,000	
	Total	0.00	0	0	30,000	30,000	
DEPARTMENT CORE REQUEST							
	TRF	0.00	0	0	30,000	30,000	
	Total	0.00	0	0	30,000	30,000	
GOVERNOR'S RECOMMENDED CORE							
	TRF	0.00	0	0	30,000	30,000	
	Total	0.00	0	0	30,000	30,000	

OA REPORT 10 FY 2019 GOVERNOR REC

DECISION ITEM DETAIL

Budget Unit	FY 2017	FY 2017	FY 2018	FY 2018	FY 2019	FY 2019	FY 2019	FY 2019
Decision Item	ACTUAL	ACTUAL	BUDGET	BUDGET	DEPT REQ	DEPT REQ	GOV REC	GOV REC
Budget Object Class	DOLLAR	FTE	DOLLAR	FTE	DOLLAR	FTE	DOLLAR	FTE
RECYCLING FUNDS TRANSFER								
CORE								
TRANSFERS OUT	30,000	0.00	30,000	0.00	30,000	0.00	30,000	0.00
TOTAL - TRF	30,000	0.00	30,000	0.00	30,000	0.00	30,000	0.00
GRAND TOTAL	\$30,000	0.00	\$30,000	0.00	\$30,000	0.00	\$30,000	0.00
GENERAL REVENUE	\$0	0.00	\$0	0.00	\$0	0.00	\$0	0.00
FEDERAL FUNDS	\$0	0.00	\$0	0.00	\$0	0.00	\$0	0.00
OTHER FUNDS	\$30,000	0.00	\$30,000	0.00	\$30,000	0.00	\$30,000	0.00

OA REPORT 9 FY 2019 GOVERNOR REC

DECISION ITEM SUMMARY

Budget Unit								
Decision Item	FY 2017	FY 2017	FY 2018	FY 2018	FY 2019	FY 2019	FY 2019	FY 2019
Budget Object Summary	ACTUAL	ACTUAL	BUDGET	BUDGET	DEPT REQ	DEPT REQ	GOV REC	GOV REC
Fund	DOLLAR	FTE	DOLLAR	FTE	DOLLAR	FTE	DOLLAR	FTE
SURPLUS PROPERTY SALE PROCEED								
CORE								
EXPENSE & EQUIPMENT								
PROCEEDS OF SURPLUS PROPERTY	34,451	0.00	41,794	0.00	41,794	0.00	41,794	0.00
TOTAL - EE	34,451	0.00	41,794	0.00	41,794	0.00	41,794	0.00
PROGRAM-SPECIFIC								
PROCEEDS OF SURPLUS PROPERTY	205,540	0.00	258,100	0.00	258,100	0.00	258,100	0.00
TOTAL - PD	205,540	0.00	258,100	0.00	258,100	0.00	258,100	0.00
TOTAL	239,991	0.00	299,894	0.00	299,894	0.00	299,894	0.00
GRAND TOTAL	\$239,991	0.00	\$299,894	0.00	\$299,894	0.00	\$299,894	0.00

OA REPORT 9 FY 2019 GOVERNOR REC

DECISION ITEM SUMMARY

Budget Unit								
Decision Item	FY 2017	FY 2017	FY 2018	FY 2018	FY 2019	FY 2019	FY 2019	FY 2019
Budget Object Summary	ACTUAL	ACTUAL	BUDGET	BUDGET	DEPT REQ	DEPT REQ	GOV REC	GOV REC
Fund	DOLLAR	FTE	DOLLAR	FTE	DOLLAR	FTE	DOLLAR	FTE
SURPLUS PROPERTY SALE FUND-TRF								
CORE								
FUND TRANSFERS								
PROCEEDS OF SURPLUS PROPERTY	2,900,000	0.00	3,000,000	0.00	3,000,000	0.00	3,000,000	0.00
TOTAL - TRF	2,900,000	0.00	3,000,000	0.00	3,000,000	0.00	3,000,000	0.00
TOTAL	2,900,000	0.00	3,000,000	0.00	3,000,000	0.00	3,000,000	0.00
GRAND TOTAL	\$2,900,000	0.00	\$3,000,000	0.00	\$3,000,000	0.00	\$3,000,000	0.00

CORE DECISION ITEM

Department	Office of Administration	Budget Unit	31140 & 31145
Division	Division of General Services		
Core -	Surplus Property Proceeds/Transfer	HB Section	5.105 & 5.110

1. CORE FINANCIAL SUMMARY

	FY 2019 Budget Request				E		FY 2019 Governor's Recommendation				E
	GR	Federal	Other	Total			GR	Federal	Other	Total	
PS	0	0	0	0		PS	0	0	0	0	
EE	0	0	41,794	41,794		EE	0	0	41,794	41,794	
PSD	0	0	258,100	258,100		PSD	0	0	258,100	258,100	
TRF	0	0	3,000,000	3,000,000		TRF	0	0	3,000,000	3,000,000	
Total	0	0	3,299,894	3,299,894		Total	0	0	3,299,894	3,299,894	
FTE	0.00	0.00	0.00	0.00		FTE	0.00	0.00	0.00	0.00	

Est. Fringe	0	0	0	0
--------------------	---	---	---	---

Note: Fringes budgeted in House Bill 5 except for certain fringes budgeted directly to MoDOT, Highway Patrol, and Conservation.

Est. Fringe	0	0	0	0
--------------------	---	---	---	---

Note: Fringes budgeted in House Bill 5 except for certain fringes budgeted directly to MoDOT, Highway Patrol, and Conservation.

Other Funds: Proceeds of Surplus Property Sales Fund (0710)

Other Funds: Proceeds of Surplus Property Sales Fund (0710)

2. CORE DESCRIPTION

To pay the costs of conducting state surplus property sales. Expenses for state surplus property operations include auction fees, advertising, and travel expenses. In addition, reimbursement is made for use of office space and equipment. This appropriation is for the distribution of state surplus property proceeds by transfer to the state fund or quasi - governmental entity from which the property was originally purchased.

3. PROGRAM LISTING (list programs included in this core funding)

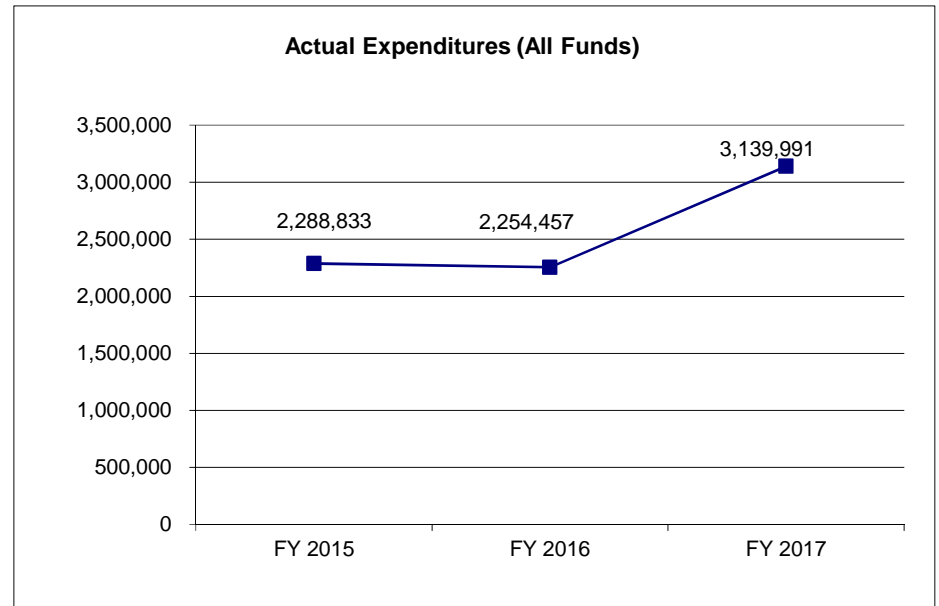
Surplus Property Proceeds/Transfer

CORE DECISION ITEM

Department	Office of Administration	Budget Unit	31140 & 31145
Division	Division of General Services		
Core -	Surplus Property Proceeds/Transfer	HB Section	5.105 & 5.110

4. FINANCIAL HISTORY

	FY 2015 Actual	FY 2016 Actual	FY 2017 Actual	FY 2018 Current Yr.
Appropriation (All Funds)	2,299,894	2,299,894	3,199,894	3,299,894
Less Reverted (All Funds)	0	0	0	N/A
Less Restricted (All Funds)	0	0	0	N/A
Budget Authority (All Funds)	2,299,894	2,299,894	3,199,894	N/A
Actual Expenditures (All Funds)	2,288,833	2,254,457	3,139,991	N/A
Unexpended (All Funds)	11,061	45,437	59,903	N/A
Unexpended, by Fund:				
General Revenue	0	0	0	N/A
Federal	0	0	0	N/A
Other	11,061	45,437	59,903	N/A
	(1)	(2)	(3)	(4)



Reverted includes the statutory three-percent reserve amount (when applicable).

Restricted includes any Governor's Expenditure Restrictions which remained at the end of the fiscal year (when applicable).

NOTES:

(1) & (2) Division of Purchasing. Transferred to Division of General Services in FY 17

(3) \$900,000 supplemental increase to transfer appropriation for FY 17

(4) Transfer appropriation increased by \$1M in FY 18

CORE RECONCILIATION DETAIL

STATE
SURPLUS PROPERTY SALE PROCEED

5. CORE RECONCILIATION DETAIL

	Budget Class	FTE	GR	Federal	Other	Total	Explanation
TAFP AFTER VETOES							
	EE	0.00	0	0	41,794	41,794	
	PD	0.00	0	0	258,100	258,100	
	Total	0.00	0	0	299,894	299,894	
DEPARTMENT CORE REQUEST							
	EE	0.00	0	0	41,794	41,794	
	PD	0.00	0	0	258,100	258,100	
	Total	0.00	0	0	299,894	299,894	
GOVERNOR'S RECOMMENDED CORE							
	EE	0.00	0	0	41,794	41,794	
	PD	0.00	0	0	258,100	258,100	
	Total	0.00	0	0	299,894	299,894	

CORE RECONCILIATION DETAIL

**STATE
SURPLUS PROPERTY SALE FUND-TRF**

5. CORE RECONCILIATION DETAIL

	Budget Class	FTE	GR	Federal	Other	Total	Explanation
TAFP AFTER VETOES							
	TRF	0.00	0	0	3,000,000	3,000,000	
	Total	0.00	0	0	3,000,000	3,000,000	
DEPARTMENT CORE REQUEST							
	TRF	0.00	0	0	3,000,000	3,000,000	
	Total	0.00	0	0	3,000,000	3,000,000	
GOVERNOR'S RECOMMENDED CORE							
	TRF	0.00	0	0	3,000,000	3,000,000	
	Total	0.00	0	0	3,000,000	3,000,000	

OA REPORT 10 FY 2019 GOVERNOR REC

DECISION ITEM DETAIL

Budget Unit	FY 2017	FY 2017	FY 2018	FY 2018	FY 2019	FY 2019	FY 2019	FY 2019
Decision Item	ACTUAL	ACTUAL	BUDGET	BUDGET	DEPT REQ	DEPT REQ	GOV REC	GOV REC
Budget Object Class	DOLLAR	FTE	DOLLAR	FTE	DOLLAR	FTE	DOLLAR	FTE
SURPLUS PROPERTY SALE PROCEED								
CORE								
TRAVEL, IN-STATE	503	0.00	369	0.00	369	0.00	369	0.00
SUPPLIES	1,098	0.00	1,425	0.00	1,425	0.00	1,425	0.00
PROFESSIONAL SERVICES	750	0.00	30,000	0.00	30,000	0.00	30,000	0.00
M&R SERVICES	225	0.00	100	0.00	100	0.00	100	0.00
EQUIPMENT RENTALS & LEASES	0	0.00	800	0.00	800	0.00	800	0.00
MISCELLANEOUS EXPENSES	31,875	0.00	9,000	0.00	9,000	0.00	9,000	0.00
REBILLABLE EXPENSES	0	0.00	100	0.00	100	0.00	100	0.00
TOTAL - EE	34,451	0.00	41,794	0.00	41,794	0.00	41,794	0.00
PROGRAM DISTRIBUTIONS	202,083	0.00	258,000	0.00	258,000	0.00	258,000	0.00
REFUNDS	3,457	0.00	100	0.00	100	0.00	100	0.00
TOTAL - PD	205,540	0.00	258,100	0.00	258,100	0.00	258,100	0.00
GRAND TOTAL	\$239,991	0.00	\$299,894	0.00	\$299,894	0.00	\$299,894	0.00
GENERAL REVENUE	\$0	0.00	\$0	0.00	\$0	0.00	\$0	0.00
FEDERAL FUNDS	\$0	0.00	\$0	0.00	\$0	0.00	\$0	0.00
OTHER FUNDS	\$239,991	0.00	\$299,894	0.00	\$299,894	0.00	\$299,894	0.00

OA REPORT 10 FY 2019 GOVERNOR REC

DECISION ITEM DETAIL

Budget Unit	FY 2017	FY 2017	FY 2018	FY 2018	FY 2019	FY 2019	FY 2019	FY 2019
Decision Item	ACTUAL	ACTUAL	BUDGET	BUDGET	DEPT REQ	DEPT REQ	GOV REC	GOV REC
Budget Object Class	DOLLAR	FTE	DOLLAR	FTE	DOLLAR	FTE	DOLLAR	FTE
SURPLUS PROPERTY SALE FUND-TRF								
CORE								
TRANSFERS OUT	2,900,000	0.00	3,000,000	0.00	3,000,000	0.00	3,000,000	0.00
TOTAL - TRF	2,900,000	0.00	3,000,000	0.00	3,000,000	0.00	3,000,000	0.00
GRAND TOTAL	\$2,900,000	0.00	\$3,000,000	0.00	\$3,000,000	0.00	\$3,000,000	0.00
GENERAL REVENUE	\$0	0.00	\$0	0.00	\$0	0.00	\$0	0.00
FEDERAL FUNDS	\$0	0.00	\$0	0.00	\$0	0.00	\$0	0.00
OTHER FUNDS	\$2,900,000	0.00	\$3,000,000	0.00	\$3,000,000	0.00	\$3,000,000	0.00

PROGRAM DESCRIPTION

Department: Office of Administration	HB Section(s): 5.105, 5.110
Program Name: State Surplus Property Sales Proceeds/Transfer	
Program is found in the following core budget(s): Surplus Property	

1a. What strategic priority does this program address?

Customer-centric, cost effective programs

1b. What does this program do?

Chapter 34, RSMo authorizes Office of Administration to transfer state surplus property between state agencies, distribute state surplus property eligible entities, and to sell state surplus property, which is not transferred or distributed, to the general public by auction or sealed bid. Per 37.090, RSMo, a fund was established to pay the costs of conducting state surplus property sales and to distribute the monies received in excess of costs to the fund which purchased the items sold. Expenses for state surplus property operations include auction fees, advertising, and travel expenses. In addition, reimbursements are made for personnel, use of office space, and equipment for the state side surplus property and recycling programs.

2. What is the authorization for this program, i.e., federal or state statute, etc.? (Include the federal program number, if applicable.)

Chapters 34 and 37, RSMo.

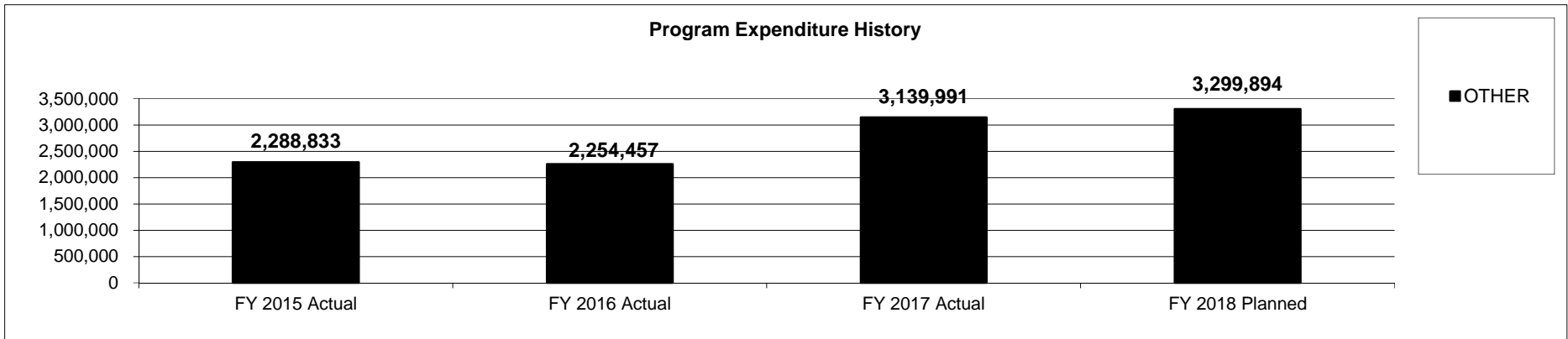
3. Are there federal matching requirements? If yes, please explain.

No

4. Is this a federally mandated program? If yes, please explain.

No

5. Provide actual expenditures for the prior three fiscal years and planned expenditures for the current fiscal year.



PROGRAM DESCRIPTION

Department: Office of Administration	HB Section(s): 5.105, 5.110
Program Name: State Surplus Property Sales Proceeds/Transfer	
Program is found in the following core budget(s): Surplus Property	

6. What are the sources of the "Other " funds?

Proceeds of Surplus Property Sales Fund (0710)

7a. Provide an effectiveness measure.

Number of online sales					
FY 2015	FY 2016	FY 2017	FY 2018	FY 2019	FY 2020
Actual	Actual	Actual	Projected	Projected	Projected
2,729	3,481	2,456	3,000	3,000	3,000

7b. Provide an efficiency measure.

Revenues transferred back to state agencies after sale of property					
FY 2015	FY 2016	FY 2017	FY 2018	FY 2019	FY 2020
Actual	Actual	Actual	Targeted	Targeted	Targeted
\$2,185,973	\$2,199,279	\$3,105,415	\$3,299,894	\$3,299,894	\$3,299,894

7c. Provide the number of clients/individuals served, if applicable.

Surplus sales proceeds were distributed to 56 different funds in FY 2017. The top ten funds are listed below.

Fund	Fund Name	Amount
695	HWYPTRL MTR VEHICLE/AIRCRAFT	\$855,218
505	OA REVOLVING ADMINISTRATIVE TR	\$750,071
101	GENERAL REVENUE	\$328,900
425	NATURAL RESOURCES REVOLVING SE	\$250,344
415	STATE PARKS EARNINGS	\$188,123
407	FEDERAL SURPLUS PROPERTY	\$181,781
644	STATE HWYS AND TRANS DEPT	\$152,647
	NORTHWEST MISSOURI STATE	\$130,080
	SOUTHEAST MISSOURI STATE UNIV	\$33,302
613	PARKS SALES TAX	\$24,306

PROGRAM DESCRIPTION

Department: Office of Administration

HB Section(s): 5.105, 5.110

Program Name: State Surplus Property Sales Proceeds/Transfer

Program is found in the following core budget(s): Surplus Property

7d. Provide a customer satisfaction measure, if available.

Not available.

OA REPORT 9 FY 2019 GOVERNOR REC

DECISION ITEM SUMMARY

Budget Unit								
Decision Item	FY 2017	FY 2017	FY 2018	FY 2018	FY 2019	FY 2019	FY 2019	FY 2019
Budget Object Summary	ACTUAL	ACTUAL	BUDGET	BUDGET	DEPT REQ	DEPT REQ	GOV REC	GOV REC
Fund	DOLLAR	FTE	DOLLAR	FTE	DOLLAR	FTE	DOLLAR	FTE
STATE PROPERTY PRSRVTN TRF								
CORE								
FUND TRANSFERS								
FACILITIES MAINTENANCE RESERVE	0	0.00	15,000,000	0.00	15,000,000	0.00	0	0.00
STATE FACILITY MAINT & OPERAT	0	0.00	5,000,000	0.00	5,000,000	0.00	0	0.00
OA REVOLVING ADMINISTRATIVE TR	0	0.00	5,000,000	0.00	5,000,000	0.00	0	0.00
TOTAL - TRF	0	0.00	25,000,000	0.00	25,000,000	0.00	0	0.00
TOTAL	0	0.00	25,000,000	0.00	25,000,000	0.00	0	0.00
State Prop Preservation Transf - 1300032								
FUND TRANSFERS								
GENERAL REVENUE	0	0.00	0	0.00	0	0.00	1	0.00
TOTAL - TRF	0	0.00	0	0.00	0	0.00	1	0.00
TOTAL	0	0.00	0	0.00	0	0.00	1	0.00
GRAND TOTAL	\$0	0.00	\$25,000,000	0.00	\$25,000,000	0.00	\$1	0.00

CORE DECISION ITEM

Department	Office of Administration	Budget Unit	31043
Division	Division of General Services		
Core -	Property Preservation Fund Transfer	HB Section	5.115

1. CORE FINANCIAL SUMMARY

	FY 2019 Budget Request				E		FY 2019 Governor's Recommendation				E
	GR	Federal	Other	Total			GR	Federal	Other	Total	
PS	0	0	0	0		PS	0	0	0	0	
EE	0	0	0	0		EE	0	0	0	0	
PSD	0	0	0	0		PSD	0	0	0	0	
TRF	0	0	25,000,000	25,000,000		TRF	0	0	0	0	
Total	0	0	25,000,000	25,000,000		Total	0	0	0	0	
FTE	0.00	0.00	0.00	0.00		FTE	0.00	0.00	0.00	0.00	

Est. Fringe	0	0	0	0
--------------------	---	---	---	---

Note: Fringes budgeted in House Bill 5 except for certain fringes budgeted directly to MoDOT, Highway Patrol, and Conservation.

Est. Fringe	0	0	0	0
--------------------	---	---	---	---

Note: Fringes budgeted in House Bill 5 except for certain fringes budgeted directly to MoDOT, Highway Patrol, and Conservation.

Other Funds:
Notes:

Other Funds:
Notes:

2. CORE DESCRIPTION

Core request for the purpose of funding the Property Preservation Fund. Transfers are made on an as needed, if needed basis.

3. PROGRAM LISTING (list programs included in this core funding)

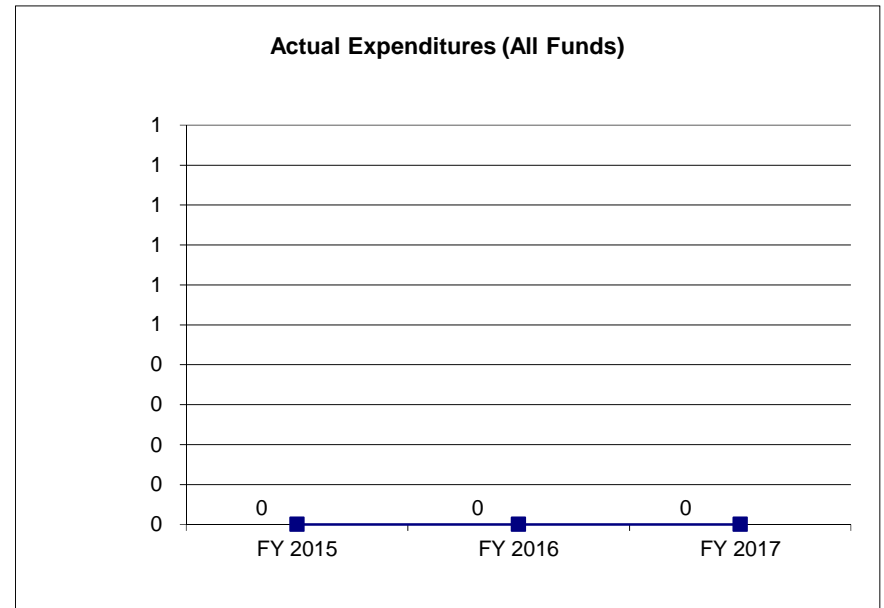
Risk Management

CORE DECISION ITEM

Department	Office of Administration	Budget Unit	31043
Division	Division of General Services		
Core -	Property Preservation Fund Transfer	HB Section	5.115

4. FINANCIAL HISTORY

	FY 2015 Actual	FY 2016 Actual	FY 2017 Actual	FY 2018 Current Yr.
Appropriation (All Funds)	1	1	1	25,000,000
Less Reverted (All Funds)	0	0	0	N/A
Less Restricted (All Funds)	0	0	0	N/A
Budget Authority (All Funds)	1	1	1	N/A
Actual Expenditures (All Funds)	0	0	0	N/A
Unexpended (All Funds)	1	1	1	N/A
Unexpended, by Fund:				
General Revenue	1	1	1	N/A
Federal	0	0	0	N/A
Other	0	0	0	N/A
			(1)	



Reverted includes the statutory three-percent reserve amount (when applicable).

Restricted includes any Governor's Expenditure Restrictions which remained at the end of the fiscal year (when applicable).

NOTES:

(1) Estimated appropriation removed in FY 18.

CORE RECONCILIATION DETAIL

STATE
STATE PROPERTY PRSRVTN TRF

5. CORE RECONCILIATION DETAIL

	Budget Class	FTE	GR	Federal	Other	Total	Explanation
TAFP AFTER VETOES							
	TRF	0.00	0	0	25,000,000	25,000,000	
	Total	0.00	0	0	25,000,000	25,000,000	
DEPARTMENT CORE REQUEST							
	TRF	0.00	0	0	25,000,000	25,000,000	
	Total	0.00	0	0	25,000,000	25,000,000	
GOVERNOR'S ADDITIONAL CORE ADJUSTMENTS							
Core Reduction	2018 T631 TRF	0.00	0	0	(25,000,000)	(25,000,000)	
	NET GOVERNOR CHANGES	0.00	0	0	(25,000,000)	(25,000,000)	
GOVERNOR'S RECOMMENDED CORE							
	TRF	0.00	0	0	0	0	
	Total	0.00	0	0	0	0	

OA REPORT 10 FY 2019 GOVERNOR REC

DECISION ITEM DETAIL

Budget Unit	FY 2017	FY 2017	FY 2018	FY 2018	FY 2019	FY 2019	FY 2019	FY 2019
Decision Item	ACTUAL	ACTUAL	BUDGET	BUDGET	DEPT REQ	DEPT REQ	GOV REC	GOV REC
Budget Object Class	DOLLAR	FTE	DOLLAR	FTE	DOLLAR	FTE	DOLLAR	FTE
STATE PROPERTY PRSRVTN TRF								
CORE								
TRANSFERS OUT	0	0.00	25,000,000	0.00	25,000,000	0.00	0	0.00
TOTAL - TRF	0	0.00	25,000,000	0.00	25,000,000	0.00	0	0.00
GRAND TOTAL	\$0	0.00	\$25,000,000	0.00	\$25,000,000	0.00	\$0	0.00
GENERAL REVENUE	\$0	0.00	\$0	0.00	\$0	0.00		0.00
FEDERAL FUNDS	\$0	0.00	\$0	0.00	\$0	0.00		0.00
OTHER FUNDS	\$0	0.00	\$25,000,000	0.00	\$25,000,000	0.00		0.00

NEW DECISION ITEM
RANK: 5

Department Office of Administration	Budget Unit 31043
Division Division of General Services	
Property Preservation Fund Transfer DI# 1300032	HB Section 5.115

1. AMOUNT OF REQUEST

	FY 2019 Budget Request				E		FY 2019 Governor's Recommendation				E
	GR	Federal	Other	Total			GR	Federal	Other	Total	
PS	0	0	0	0		PS	0	0	0	0	
EE	0	0	0	0		EE	0	0	0	0	
PSD	0	0	0	0		PSD	0	0	0	0	
TRF	0	0	0	0		TRF	1	0	0	1	E
Total	0	0	0	0		Total	1	0	0	1	E
FTE	0.00	0.00	0.00	0.00		FTE	0.00	0.00	0.00	0.00	

Est. Fringe	0	0	0	0
--------------------	---	---	---	---

Note: Fringes budgeted in House Bill 5 except for certain fringes budgeted directly to MoDOT, Highway Patrol, and Conservation.

Est. Fringe	0	0	0	0
--------------------	---	---	---	---

Note: Fringes budgeted in House Bill 5 except for certain fringes budgeted directly to MoDOT, Highway Patrol, and Conservation.

Other Funds:

Other Funds:

2. THIS REQUEST CAN BE CATEGORIZED AS:

<input type="checkbox"/> New Legislation	<input type="checkbox"/> New Program	<input checked="" type="checkbox"/> Fund Switch
<input type="checkbox"/> Federal Mandate	<input type="checkbox"/> Program Expansion	<input type="checkbox"/> Cost to Continue
<input type="checkbox"/> GR Pick-Up	<input type="checkbox"/> Space Request	<input type="checkbox"/> Equipment Replacement
<input type="checkbox"/> Pay Plan	<input type="checkbox"/> Other: _____	

3. WHY IS THIS FUNDING NEEDED? PROVIDE AN EXPLANATION FOR ITEMS CHECKED IN #2. INCLUDE THE FEDERAL OR STATE STATUTORY OR CONSTITUTIONAL AUTHORIZATION FOR THIS PROGRAM.

To add \$1E GR for the State Property Preservation Fund Transfer.

NEW DECISION ITEM

RANK: 5

Department <u>Office of Administration</u>	Budget Unit <u>31043</u>
Division <u>Division of General Services</u>	
Property Preservation Fund Transfer <u>DI# 1300032</u>	HB Section <u>5.115</u>

4. DESCRIBE THE DETAILED ASSUMPTIONS USED TO DERIVE THE SPECIFIC REQUESTED AMOUNT. (How did you determine that the requested number of FTE were appropriate? From what source or standard did you derive the requested levels of funding? Were alternatives such as outsourcing or automation considered? If based on new legislation, does request tie to TAFP fiscal note? If not, explain why. Detail which portions of the request are one-times and how those amounts were calculated.)

To add \$1E GR for the State Property Preservation Fund Transfer.

5. BREAK DOWN THE REQUEST BY BUDGET OBJECT CLASS, JOB CLASS, AND FUND SOURCE. IDENTIFY ONE-TIME COSTS.

Budget Object Class/Job Class	Dept Req GR DOLLARS	Dept Req GR FTE	Dept Req FED DOLLARS	Dept Req FED FTE	Dept Req OTHER DOLLARS	Dept Req OTHER FTE	Dept Req TOTAL DOLLARS	Dept Req TOTAL FTE	Dept Req One-Time DOLLARS	E
							0			
							0	0.0		
Total PS	0	0.0	0	0.0	0	0.0	0	0.0	0	
							0			
							0			
Total EE	0		0		0		0		0	
Program Distributions							0			
Total PSD	0		0		0		0		0	
Transfers							0			
Total TRF	0		0		0		0		0	
Grand Total	0	0.0	0	0.0	0	0.0	0	0.0	0	

NEW DECISION ITEM

RANK: 5

Department Office of Administration		Budget Unit		31043						
Division Division of General Services		HB Section		5.115						
Property Preservation Fund Transfer		DI# 1300032								
Budget Object Class/Job Class	Gov Rec GR DOLLARS	Gov Rec GR FTE	Gov Rec FED DOLLARS	Gov Rec FED FTE	Gov Rec OTHER DOLLARS	Gov Rec OTHER FTE	Gov Rec TOTAL DOLLARS	Gov Rec TOTAL FTE	Gov Rec One-Time DOLLARS	E
							0			
							0	0.0		
Total PS	<u>0</u>	<u>0.0</u>	<u>0</u>	<u>0.0</u>	<u>0</u>	<u>0.0</u>	<u>0</u>	<u>0.0</u>	<u>0</u>	
							0			
							0			
							0			
Total EE	<u>0</u>		<u>0</u>		<u>0</u>		<u>0</u>		<u>0</u>	
Program Distributions							0			
Total PSD	<u>0</u>		<u>0</u>		<u>0</u>		<u>0</u>		<u>0</u>	
Transfers	<u>1</u>						<u>1</u>			E
Total TRF	<u>1</u>		<u>0</u>		<u>0</u>		<u>1</u>		<u>0</u>	E
Grand Total	<u>1</u>	<u>0.0</u>	<u>0</u>	<u>0.0</u>	<u>0</u>	<u>0.0</u>	<u>1</u>	<u>0.0</u>	<u>0</u>	E

NEW DECISION ITEM

RANK: 5

Department <u>Office of Administration</u>	Budget Unit <u>31043</u>
Division <u>Division of General Services</u>	
Property Preservation Fund Transfer <u>DI# 1300032</u>	HB Section <u>5.115</u>

6. PERFORMANCE MEASURES (If new decision item has an associated core, separately identify projected performance with & without additional funding.)

6a. Provide an effectiveness measure.

N/A

6b. Provide an efficiency measure.

N/A

6c. Provide the number of clients/individuals served, if applicable.

N/A

6d. Provide a customer satisfaction measure, if available.

N/A

7. STRATEGIES TO ACHIEVE THE PERFORMANCE MEASUREMENT TARGETS:

N/A

OA REPORT 10 FY 2019 GOVERNOR REC

DECISION ITEM DETAIL

Budget Unit	FY 2017	FY 2017	FY 2018	FY 2018	FY 2019	FY 2019	FY 2019	FY 2019
Decision Item	ACTUAL	ACTUAL	BUDGET	BUDGET	DEPT REQ	DEPT REQ	GOV REC	GOV REC
Budget Object Class	DOLLAR	FTE	DOLLAR	FTE	DOLLAR	FTE	DOLLAR	FTE
STATE PROPERTY PRSRVTN TRF								
State Prop Preservation Transf - 1300032								
TRANSFERS OUT	0	0.00	0	0.00	0	0.00	1	0.00
TOTAL - TRF	0	0.00	0	0.00	0	0.00	1	0.00
GRAND TOTAL	\$0	0.00	\$0	0.00	\$0	0.00	\$1	0.00
GENERAL REVENUE	\$0	0.00	\$0	0.00	\$0	0.00	\$1	0.00
FEDERAL FUNDS	\$0	0.00	\$0	0.00	\$0	0.00	\$0	0.00
OTHER FUNDS	\$0	0.00	\$0	0.00	\$0	0.00	\$0	0.00

OA REPORT 9 FY 2019 GOVERNOR REC

DECISION ITEM SUMMARY

Budget Unit								
Decision Item	FY 2017	FY 2017	FY 2018	FY 2018	FY 2019	FY 2019	FY 2019	FY 2019
Budget Object Summary	ACTUAL	ACTUAL	BUDGET	BUDGET	DEPT REQ	DEPT REQ	GOV REC	GOV REC
Fund	DOLLAR	FTE	DOLLAR	FTE	DOLLAR	FTE	DOLLAR	FTE
STATE PROPERTY PRSRVTN PMTS								
CORE								
PROGRAM-SPECIFIC								
STATE PROPERTY PRESERVATION	0	0.00	25,000,000	0.00	25,000,000	0.00	1	0.00
TOTAL - PD	0	0.00	25,000,000	0.00	25,000,000	0.00	1	0.00
TOTAL	0	0.00	25,000,000	0.00	25,000,000	0.00	1	0.00
GRAND TOTAL	\$0	0.00	\$25,000,000	0.00	\$25,000,000	0.00	\$1	0.00

CORE DECISION ITEM

Department	Office of Administration	Budget Unit	31044
Division	Division of General Services		
Core -	Property Preservation Fund	HB Section	5.120

1. CORE FINANCIAL SUMMARY

	FY 2019 Budget Request				E		FY 2019 Governor's Recommendation				E
	GR	Federal	Other	Total			GR	Federal	Other	Total	
PS	0	0	0	0		PS	0	0	0	0	
EE	0	0	0	0		EE	0	0	0	0	
PSD	0	0	25,000,000	25,000,000		PSD	0	0	1	1	E
TRF	0	0	0	0		TRF	0	0	0	0	
Total	0	0	25,000,000	25,000,000		Total	0	0	1	1	E
FTE	0.00	0.00	0.00	0.00		FTE	0.00	0.00	0.00	0.00	
Est. Fringe	0	0	0	0		Est. Fringe	0	0	0	0	
<i>Note: Fringes budgeted in House Bill 5 except for certain fringes budgeted directly to MoDOT, Highway Patrol, and Conservation.</i>						<i>Note: Fringes budgeted in House Bill 5 except for certain fringes budgeted directly to MoDOT, Highway Patrol, and Conservation.</i>					
Other Funds:	State Property Preservation Fund (0128)					Other Funds:	State Property Preservation Fund (0128)				

2. CORE DESCRIPTION

Core appropriation authority to make payments from the Property Preservation Fund - a self-funded alternative to the purchase of property insurance for bonded state owned or leased facilities. The State of Missouri is required under bond covenants to purchase property insurance for bonded state buildings to protect the bondholders should the assets backing the bonds, the covered buildings, be damaged or destroyed. Prior to the passage of legislation creating the Property Preservation Fund, over 92.5% of the value of all state property was uninsured. The remaining 7.5% was covered by property insurance. The fund was created to provide coverage to named property for purposes of repairing or replacing state-owned or leased property damaged from natural or man-made events. Only if a loss to a covered building occurs would a payment be made. The fund is estimated to save the state over \$1 million annually in insurance costs.

This appropriation would be used to repair or replace certain state-owned or leased property damaged from natural or man-made events. Due to the uncertainty of losses, actual expenditures from the fund may fluctuate significantly from year to year. In any given year there is the risk that a bonded building may be damaged and the state would be liable for the cost to repair or replace the damaged building. Over the past 30 years, there have been only two claims totaling \$281,000 for losses to covered bonded buildings.

3. PROGRAM LISTING (list programs included in this core funding)

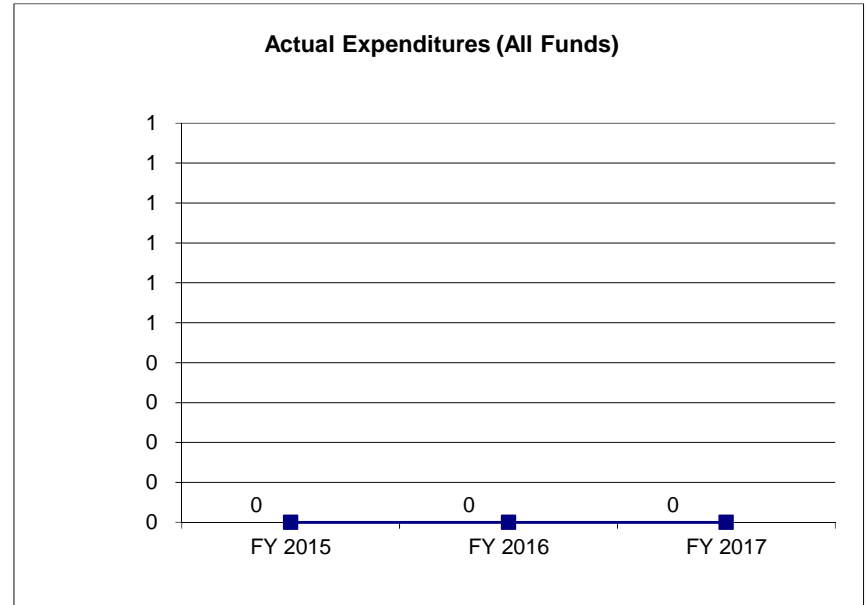
Risk Management

CORE DECISION ITEM

Department	Office of Administration	Budget Unit	31044
Division	Division of General Services		
Core -	Property Preservation Fund	HB Section	5.120

4. FINANCIAL HISTORY

	<u>FY 2015 Actual</u>	<u>FY 2016 Actual</u>	<u>FY 2017 Actual</u>	<u>FY 2018 Current Yr.</u>
Appropriation (All Funds)	1	1	1	25,000,000
Less Reverted (All Funds)	0	0	0	N/A
Less Restricted (All Funds)	0	0	0	N/A
Budget Authority (All Funds)	1	1	1	N/A
Actual Expenditures (All Funds)	0	0	0	N/A
Unexpended (All Funds)	1	1	1	N/A
Unexpended, by Fund:				
General Revenue	0	0	0	N/A
Federal	0	0	0	N/A
Other	1	1	1	N/A
			(1)	



Reverted includes the statutory three-percent reserve amount (when applicable).

Restricted includes any Governor's Expenditure Restrictions which remained at the end of the fiscal year (when applicable).

NOTES:

(1) Estimated appropriation removed in FY 18

CORE RECONCILIATION DETAIL

STATE
STATE PROPERTY PRSRVTN PMTS

5. CORE RECONCILIATION DETAIL

	Budget Class	FTE	GR	Federal	Other	Total	Explanation
TAFP AFTER VETOES							
	PD	0.00	0	0	25,000,000	25,000,000	
	Total	0.00	0	0	25,000,000	25,000,000	
DEPARTMENT CORE REQUEST							
	PD	0.00	0	0	25,000,000	25,000,000	
	Total	0.00	0	0	25,000,000	25,000,000	
GOVERNOR'S ADDITIONAL CORE ADJUSTMENTS							
Core Reduction	2022 6747	PD	0.00	0	(24,999,999)	(24,999,999)	
	NET GOVERNOR CHANGES	0.00	0	0	(24,999,999)	(24,999,999)	
GOVERNOR'S RECOMMENDED CORE							
	PD	0.00	0	0	1	1	
	Total	0.00	0	0	1	1	

OA REPORT 10 FY 2019 GOVERNOR REC

DECISION ITEM DETAIL

Budget Unit	FY 2017	FY 2017	FY 2018	FY 2018	FY 2019	FY 2019	FY 2019	FY 2019
Decision Item	ACTUAL	ACTUAL	BUDGET	BUDGET	DEPT REQ	DEPT REQ	GOV REC	GOV REC
Budget Object Class	DOLLAR	FTE	DOLLAR	FTE	DOLLAR	FTE	DOLLAR	FTE
STATE PROPERTY PRSRVTN PMTS								
CORE								
PROGRAM DISTRIBUTIONS	0	0.00	25,000,000	0.00	25,000,000	0.00	1	0.00
TOTAL - PD	0	0.00	25,000,000	0.00	25,000,000	0.00	1	0.00
GRAND TOTAL	\$0	0.00	\$25,000,000	0.00	\$25,000,000	0.00	\$1	0.00
GENERAL REVENUE	\$0	0.00	\$0	0.00	\$0	0.00	\$0	0.00
FEDERAL FUNDS	\$0	0.00	\$0	0.00	\$0	0.00	\$0	0.00
OTHER FUNDS	\$0	0.00	\$25,000,000	0.00	\$25,000,000	0.00	\$1	0.00

OA REPORT 9 FY 2019 GOVERNOR REC

DECISION ITEM SUMMARY

Budget Unit								
Decision Item	FY 2017	FY 2017	FY 2018	FY 2018	FY 2019	FY 2019	FY 2019	FY 2019
Budget Object Summary	ACTUAL	ACTUAL	BUDGET	BUDGET	DEPT REQ	DEPT REQ	GOV REC	GOV REC
Fund	DOLLAR	FTE	DOLLAR	FTE	DOLLAR	FTE	DOLLAR	FTE
REBILLABLE EXPENSES								
CORE								
EXPENSE & EQUIPMENT								
OA REVOLVING ADMINISTRATIVE TR	12,735,976	0.00	16,000,000	0.00	16,000,000	0.00	16,000,000	0.00
TOTAL - EE	12,735,976	0.00	16,000,000	0.00	16,000,000	0.00	16,000,000	0.00
TOTAL	12,735,976	0.00	16,000,000	0.00	16,000,000	0.00	16,000,000	0.00
GRAND TOTAL	\$12,735,976	0.00	\$16,000,000	0.00	\$16,000,000	0.00	\$16,000,000	0.00

CORE DECISION ITEM

Department	Office of Administration	Budget Unit	31119
Division	General Services		
Core -	Rebillable Expenses	HB Section	5.125

1. CORE FINANCIAL SUMMARY

	FY 2019 Budget Request				E		FY 2019 Governor's Recommendation				E
	GR	Federal	Other	Total			GR	Federal	Other	Total	
PS	0	0	0	0	0	PS	0	0	0	0	
EE	0	0	16,000,000	16,000,000		EE	0	0	16,000,000	16,000,000	
PSD	0	0	0	0		PSD	0	0	0	0	
TRF	0	0	0	0		TRF	0	0	0	0	
Total	0	0	16,000,000	16,000,000		Total	0	0	16,000,000	16,000,000	
FTE	0.00	0.00	0.00	0.00		FTE	0.00	0.00	0.00	0.00	

Est. Fringe	0	0	0	0
--------------------	---	---	---	---

Note: Fringes budgeted in House Bill 5 except for certain fringes budgeted directly to MoDOT, Highway Patrol, and Conservation.

Est. Fringe	0	0	0	0
--------------------	---	---	---	---

Note: Fringes budgeted in House Bill 5 except for certain fringes budgeted directly to MoDOT, Highway Patrol, and Conservation.

Other Funds: OA Revolving Administrative Trust Fund (0505)

Other Funds: OA Revolving Administrative Trust Fund (0505)

2. CORE DESCRIPTION

Appropriation authority to purchase required raw materials used in the production of final goods and services to state agencies. State Printing, Vehicle Maintenance, Fleet Management, and Central Mail Services use this revolving fund appropriation to purchase inventory (e.g., paper, parts, fuel, and postage) and obtain outside services to provide products and services to state agencies. This appropriation is also used to purchase goods or services that are rebilled to state agencies, including the cost of vehicles and supporting expenses for the consolidated Jefferson City carpool.

The amount of paper, vehicle parts, postage, fuel, services, or supplies acquired is directly dependent on the level of demand by agencies. Funds appropriated for rebillable expenses is used for the purchase of raw materials or goods placed in inventory for later conversion or sale and for services obtained that are necessary to produce final goods or services. Equipment, maintenance, and rebillable coded expenditures required to produce the final goods or services are paid from this appropriation.

This appropriation will also be used to replace property, damaged through the fault of a third party, to the extent recovery is made from the third party or their insurer. This allows state agencies to replace state owned property that is destroyed through the fault of a third party. Also, under Section 37.452, RSMo, agencies are authorized to use credits from the sale of surplus vehicles toward the purchase of new vehicles through this appropriation.

CORE DECISION ITEM

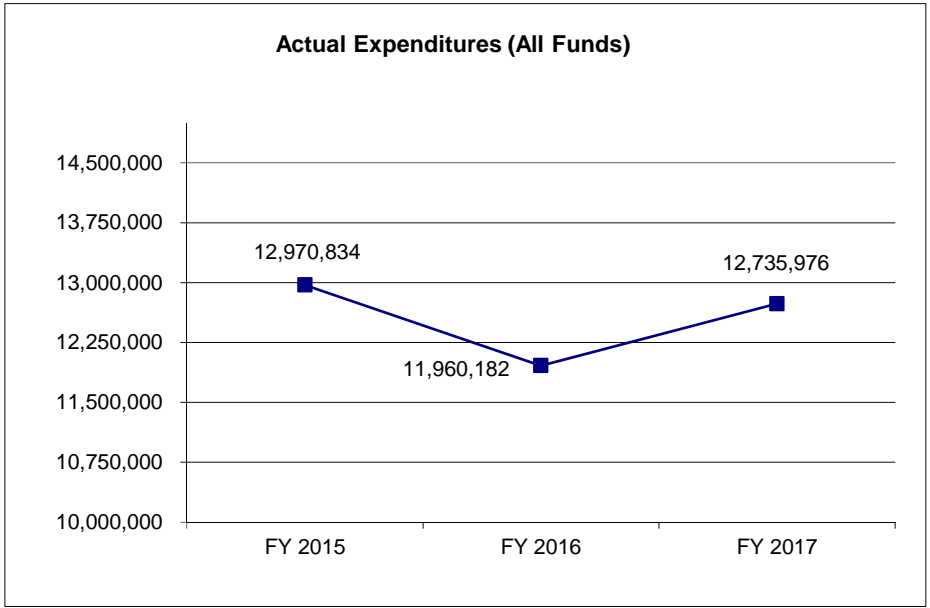
Department	Office of Administration	Budget Unit	31119
Division	General Services		
Core -	Rebillable Expenses	HB Section	5.125

3. PROGRAM LISTING (list programs included in this core funding)

State Printing
 Vehicle Maintenance
 Fleet Management
 Central Mail Services

4. FINANCIAL HISTORY

	<u>FY 2015 Actual</u>	<u>FY 2016 Actual</u>	<u>FY 2017 Actual</u>	<u>FY 2018 Current Yr.</u>
Appropriation (All Funds)	16,000,000	16,000,000	16,000,000	16,000,000
Less Reverted (All Funds)	0	0	0	N/A
Less Restricted (All Funds)	0	0	0	N/A
Budget Authority (All Funds)	16,000,000	16,000,000	16,000,000	NA
Actual Expenditures (All Funds)	12,970,834	11,960,182	12,735,976	N/A
Unexpended (All Funds)	3,029,166	4,039,818	3,264,024	N/A
Unexpended, by Fund:				
General Revenue	0	0	0	N/A
Federal	0	0	0	N/A
Other	3,029,166	4,039,818	3,264,024	N/A



Reverted includes the statutory three-percent reserve amount (when applicable).
 Restricted includes any Governor's Expenditure Restrictions which remained at the end of the fiscal year (when applicable).

NOTES:

CORE RECONCILIATION DETAIL

**STATE
REBILLABLE EXPENSES**

5. CORE RECONCILIATION DETAIL

	Budget Class	FTE	GR	Federal	Other	Total	Explanation
TAFP AFTER VETOES							
	EE	0.00	0	0	16,000,000	16,000,000	
	Total	0.00	0	0	16,000,000	16,000,000	
DEPARTMENT CORE REQUEST							
	EE	0.00	0	0	16,000,000	16,000,000	
	Total	0.00	0	0	16,000,000	16,000,000	
GOVERNOR'S RECOMMENDED CORE							
	EE	0.00	0	0	16,000,000	16,000,000	
	Total	0.00	0	0	16,000,000	16,000,000	

OA REPORT 10 FY 2019 GOVERNOR REC

DECISION ITEM DETAIL

Budget Unit	FY 2017	FY 2017	FY 2018	FY 2018	FY 2019	FY 2019	FY 2019	FY 2019
Decision Item	ACTUAL	ACTUAL	BUDGET	BUDGET	DEPT REQ	DEPT REQ	GOV REC	GOV REC
Budget Object Class	DOLLAR	FTE	DOLLAR	FTE	DOLLAR	FTE	DOLLAR	FTE
REBILLABLE EXPENSES								
CORE								
SUPPLIES	238	0.00	0	0.00	0	0.00	0	0.00
M&R SERVICES	4,704	0.00	50,000	0.00	10,000	0.00	10,000	0.00
MOTORIZED EQUIPMENT	480,210	0.00	500,000	0.00	500,000	0.00	500,000	0.00
OTHER EQUIPMENT	1,028,321	0.00	450,000	0.00	1,055,000	0.00	1,055,000	0.00
MISCELLANEOUS EXPENSES	24,745	0.00	0	0.00	0	0.00	0	0.00
REBILLABLE EXPENSES	11,197,758	0.00	15,000,000	0.00	14,435,000	0.00	14,435,000	0.00
TOTAL - EE	12,735,976	0.00	16,000,000	0.00	16,000,000	0.00	16,000,000	0.00
GRAND TOTAL	\$12,735,976	0.00	\$16,000,000	0.00	\$16,000,000	0.00	\$16,000,000	0.00
GENERAL REVENUE	\$0	0.00	\$0	0.00	\$0	0.00	\$0	0.00
FEDERAL FUNDS	\$0	0.00	\$0	0.00	\$0	0.00	\$0	0.00
OTHER FUNDS	\$12,735,976	0.00	\$16,000,000	0.00	\$16,000,000	0.00	\$16,000,000	0.00

OA REPORT 9 FY 2019 GOVERNOR REC

DECISION ITEM SUMMARY

Budget Unit								
Decision Item	FY 2017	FY 2017	FY 2018	FY 2018	FY 2019	FY 2019	FY 2019	FY 2019
Budget Object Summary	ACTUAL	ACTUAL	BUDGET	BUDGET	DEPT REQ	DEPT REQ	GOV REC	GOV REC
Fund	DOLLAR	FTE	DOLLAR	FTE	DOLLAR	FTE	DOLLAR	FTE
LEGAL EXPENSE FUND-TRANSFER								
CORE								
FUND TRANSFERS								
GENERAL REVENUE	19,983,784	0.00	16,000,000	0.00	16,000,000	0.00	16,000,000	0.00
OA REVOLVING ADMINISTRATIVE TR	0	0.00	17,435	0.00	17,435	0.00	17,435	0.00
CONSERVATION COMMISSION	55,437	0.00	130,000	0.00	130,000	0.00	130,000	0.00
PARKS SALES TAX	26,748	0.00	100,000	0.00	100,000	0.00	100,000	0.00
SOIL AND WATER SALES TAX	7,646	0.00	10,000	0.00	10,000	0.00	10,000	0.00
STATE HWYS AND TRANS DEPT	4,127,751	0.00	9,742,565	0.00	9,742,565	0.00	9,742,565	0.00
TOTAL - TRF	24,201,366	0.00	26,000,000	0.00	26,000,000	0.00	26,000,000	0.00
TOTAL	24,201,366	0.00	26,000,000	0.00	26,000,000	0.00	26,000,000	0.00
Legal Expense Fund Transfer - 1300020								
FUND TRANSFERS								
FEDERAL SURPLUS PROPERTY	0	0.00	0	0.00	0	0.00	5,000,000	0.00
TOTAL - TRF	0	0.00	0	0.00	0	0.00	5,000,000	0.00
TOTAL	0	0.00	0	0.00	0	0.00	5,000,000	0.00
GRAND TOTAL	\$24,201,366	0.00	\$26,000,000	0.00	\$26,000,000	0.00	\$31,000,000	0.00

CORE DECISION ITEM

Department	Office of Administration	Budget Unit	31122
Division	Division of General Services		
Core -	Legal Expense Fund Transfer	HB Section	5.130

1. CORE FINANCIAL SUMMARY

	FY 2019 Budget Request				E		FY 2019 Governor's Recommendation				E
	GR	Federal	Other	Total			GR	Federal	Other	Total	
PS	0	0	0	0		PS	0	0	0	0	
EE	0	0	0	0		EE	0	0	0	0	
PSD	0	0	0	0		PSD	0	0	0	0	
TRF	16,000,000	0	10,000,000	26,000,000	E	TRF	16,000,000	0	10,000,000	26,000,000	E
Total	16,000,000	0	10,000,000	26,000,000		Total	16,000,000	0	10,000,000	26,000,000	
FTE	0.00	0.00	0.00	0.00		FTE	0.00	0.00	0.00	0.00	

Est. Fringe	0	0	0	0
--------------------	---	---	---	---

Note: Fringes budgeted in House Bill 5 except for certain fringes budgeted directly to MoDOT, Highway Patrol, and Conservation.

Est. Fringe	0	0	0	0
--------------------	---	---	---	---

Note: Fringes budgeted in House Bill 5 except for certain fringes budgeted directly to MoDOT, Highway Patrol, and Conservation.

Other Funds: Various (see below)
 Notes: An "E" is requested for GR and Other Funds.

Other Funds: Various (see below)
 Notes: An "E" is requested for GR and Other Funds.

2. CORE DESCRIPTION

Appropriation to fund transfers to the State Legal Expense Fund on an as needed basis for the payment of claims, premiums, and expenses as provided by Sections 105.711 et seq., RSMo. Expenditures from the Legal Expense Fund vary widely from year to year. An estimated appropriation ensures the State of Missouri has the ability to pay judgments promptly and avoid unnecessary interest payments. Additionally, the estimated appropriation provides the Attorney General's Office with the flexibility necessary to settle claims in the best interest of the State of Missouri.

Federal and Other funds:

17,435E	OA Revolving Administrative Trust Fund (0505)
130,000E	Conservation Commission Fund (0609)
9,742,565E	State Highways and Transportation Department Fund (0644)
100,000E	Parks Sales Tax (0613)
10,000E	Soil and Water Sales Tax (0614)
<u>\$10,000,000E</u>	TOTAL

3. PROGRAM LISTING (list programs included in this core funding)

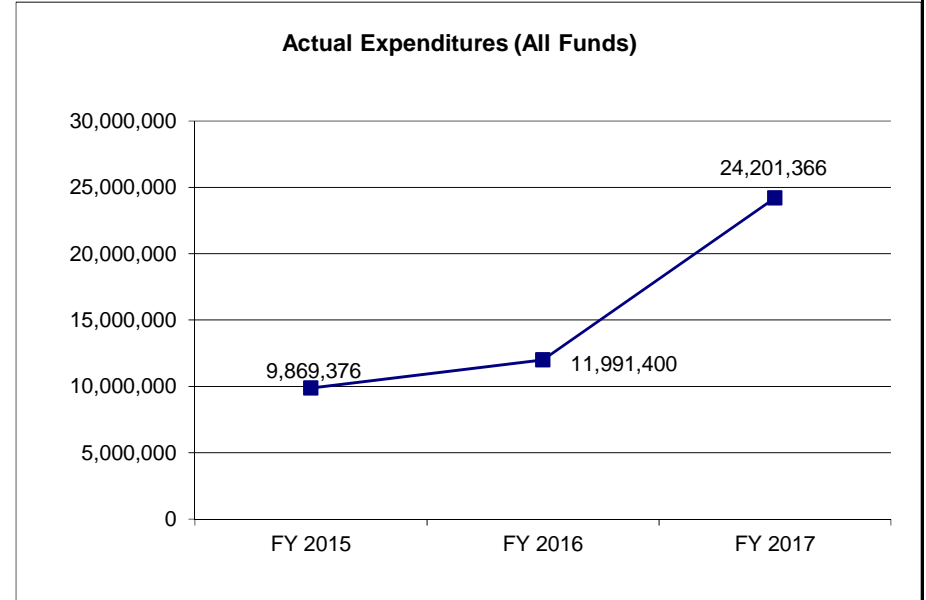
Risk Management

CORE DECISION ITEM

Department	Office of Administration	Budget Unit	31122
Division	Division of General Services		
Core -	Legal Expense Fund Transfer	HB Section	5.130

4. FINANCIAL HISTORY

	FY 2015 Actual	FY 2016 Actual	FY 2017 Actual	FY 2018 Current Yr.
Appropriation (All Funds)	10,014,735	12,190,000	24,507,435	26,000,000
Less Reverted (All Funds)	0	0	0	N/A
Less Restricted (All Funds)	0	0	0	N/A
Budget Authority (All Funds)	10,014,735	12,190,000	24,507,435	N/A
Actual Expenditures (All Funds)	9,869,376	11,991,400	24,201,366	N/A
Unexpended (All Funds)	145,359	198,600	306,069	N/A
Unexpended, by Fund:				
General Revenue	4,639	63,662	11,216	N/A
Federal	0	0	0	N/A
Other	151,079	139,511	294,853	N/A
	(1)	(2)	(3)	(4)



Reverted includes the statutory three-percent reserve amount (when applicable).

Restricted includes any Governor's Expenditure Restrictions which remained at the end of the fiscal year (when applicable).

NOTES:

- (1) Estimated appropriations increased \$3,202,100 GR; \$55,200 State Highways and Transportation Department Fund.
- (2) Estimated appropriations increased \$5,450,000 GR.
- (3) Estimated appropriations increased \$13,995,000 GR; \$3,755,000 State Highways and Transportation Department Fund.
- (4) Estimated appropriation removed in FY 18.

CORE RECONCILIATION DETAIL

**STATE
LEGAL EXPENSE FUND-TRANSFER**

5. CORE RECONCILIATION DETAIL

	Budget Class	FTE	GR	Federal	Other	Total	Explanation
TAFP AFTER VETOES							
	TRF	0.00	16,000,000	0	10,000,000	26,000,000	
	Total	0.00	16,000,000	0	10,000,000	26,000,000	
DEPARTMENT CORE REQUEST							
	TRF	0.00	16,000,000	0	10,000,000	26,000,000	
	Total	0.00	16,000,000	0	10,000,000	26,000,000	
GOVERNOR'S RECOMMENDED CORE							
	TRF	0.00	16,000,000	0	10,000,000	26,000,000	
	Total	0.00	16,000,000	0	10,000,000	26,000,000	

OA REPORT 10 FY 2019 GOVERNOR REC

DECISION ITEM DETAIL

Budget Unit	FY 2017	FY 2017	FY 2018	FY 2018	FY 2019	FY 2019	FY 2019	FY 2019
Decision Item	ACTUAL	ACTUAL	BUDGET	BUDGET	DEPT REQ	DEPT REQ	GOV REC	GOV REC
Budget Object Class	DOLLAR	FTE	DOLLAR	FTE	DOLLAR	FTE	DOLLAR	FTE
LEGAL EXPENSE FUND-TRANSFER								
CORE								
TRANSFERS OUT	24,201,366	0.00	26,000,000	0.00	26,000,000	0.00	26,000,000	0.00
TOTAL - TRF	24,201,366	0.00	26,000,000	0.00	26,000,000	0.00	26,000,000	0.00
GRAND TOTAL	\$24,201,366	0.00	\$26,000,000	0.00	\$26,000,000	0.00	\$26,000,000	0.00
GENERAL REVENUE	\$19,983,784	0.00	\$16,000,000	0.00	\$16,000,000	0.00	\$16,000,000	0.00
FEDERAL FUNDS	\$0	0.00	\$0	0.00	\$0	0.00	\$0	0.00
OTHER FUNDS	\$4,217,582	0.00	\$10,000,000	0.00	\$10,000,000	0.00	\$10,000,000	0.00

NEW DECISION ITEM
RANK: 5

Office of Administration	Budget Unit <u>31122</u>
General Services	
Legal Expense Fund Transfer DI# 1300020	HB Section <u>5.130</u>

1. AMOUNT OF REQUEST

	FY 2019 Budget Request				E		FY 2019 Governor's Recommendation				E
	GR	Federal	Other	Total			GR	Federal	Other	Total	
PS	0	0	0	0		PS	0	0	0	0	
EE	0	0	0	0		EE	0	0	0	0	
PSD	0	0	0	0		PSD	0	0	0	0	
TRF	0	0	0	0		TRF	0	0	5,000,000	5,000,000	
Total	0	0	0	0		Total	0	0	5,000,000	5,000,000	
FTE	0.00	0.00	0.00	0.00		FTE	0.00	0.00	0.00	0.00	

Est. Fringe	0	0	0	0
--------------------	---	---	---	---

Note: Fringes budgeted in House Bill 5 except for certain fringes budgeted directly to MoDOT, Highway Patrol, and Conservation.

Est. Fringe	0	0	0	0
--------------------	---	---	---	---

Note: Fringes budgeted in House Bill 5 except for certain fringes budgeted directly to MoDOT, Highway Patrol, and Conservation.

Other Funds:

Other Funds: Various

2. THIS REQUEST CAN BE CATEGORIZED AS:

<input type="checkbox"/> New Legislation	<input type="checkbox"/> New Program	<input type="checkbox"/> Fund Switch
<input type="checkbox"/> Federal Mandate	<input type="checkbox"/> Program Expansion	<input checked="" type="checkbox"/> Cost to Continue
<input type="checkbox"/> GR Pick-Up	<input type="checkbox"/> Space Request	<input type="checkbox"/> Equipment Replacement
<input type="checkbox"/> Pay Plan	<input type="checkbox"/> Other: _____	

3. WHY IS THIS FUNDING NEEDED? PROVIDE AN EXPLANATION FOR ITEMS CHECKED IN #2. INCLUDE THE FEDERAL OR STATE STATUTORY OR CONSTITUTIONAL AUTHORIZATION FOR THIS PROGRAM.

The core appropriations to transfer funds into the State Legal Expense Fund are insufficient to meet anticipated payments. Funds are transferred into the Legal Expense Fund on an as needed basis for the payment of claims, premiums, and expenses as provided by Sections 105.711 et seq., RSMo. Expenditures from the Legal Expense Fund vary widely from year to year. An estimated appropriation ensures the State of Missouri has the ability to pay judgments promptly and avoid unnecessary interest payments. Additionally, the estimated appropriation provides the Attorney General's Office with the flexibility necessary to settle claims in the best interest of the State of Missouri.

NEW DECISION ITEM

RANK: 5

Office of Administration	Budget Unit	<u>31122</u>
General Services		
Legal Expense Fund Transfer	DI# 1300020	HB Section
		<u>5.130</u>

4. DESCRIBE THE DETAILED ASSUMPTIONS USED TO DERIVE THE SPECIFIC REQUESTED AMOUNT. (How did you determine that the requested number of FTE were appropriate? From what source or standard did you derive the requested levels of funding? Were alternatives such as outsourcing or automation considered? If based on new legislation, does request tie to TAFP fiscal note? If not, explain why. Detail which portions of the request are one-times and how those amounts were calculated.)

In FY18 the "E" was removed from the Legal Expense Fund transfer. This request is to increase the transfer to the Legal Expense Fund from Other Funds.

5. BREAK DOWN THE REQUEST BY BUDGET OBJECT CLASS, JOB CLASS, AND FUND SOURCE. IDENTIFY ONE-TIME COSTS.

Budget Object Class/Job Class	Dept Req	Dept Req	Dept Req	Dept Req	Dept Req	Dept Req	Dept Req	Dept Req	Dept Req	Dept Req	E
	GR	GR	FED	FED	OTHER	OTHER	TOTAL	TOTAL	One-Time		
	DOLLARS	FTE	DOLLARS	FTE	DOLLARS	FTE	DOLLARS	FTE	DOLLARS		
							0				
							0	0.0			
Total PS	<u>0</u>	<u>0.0</u>	<u>0</u>	<u>0.0</u>	<u>0</u>	<u>0.0</u>	<u>0</u>	<u>0.0</u>	<u>0</u>		
							0				
							0				
Total EE	<u>0</u>		<u>0</u>		<u>0</u>		<u>0</u>		<u>0</u>		
Program Distributions							0				
Total PSD	<u>0</u>		<u>0</u>		<u>0</u>		<u>0</u>		<u>0</u>		
Transfers							0				
Total TRF	<u>0</u>		<u>0</u>		<u>0</u>		<u>0</u>		<u>0</u>		
Grand Total	<u>0</u>	<u>0.0</u>	<u>0</u>	<u>0.0</u>	<u>0</u>	<u>0.0</u>	<u>0</u>	<u>0.0</u>	<u>0</u>		

NEW DECISION ITEM
RANK: 5

Office of Administration				Budget Unit		<u>31122</u>					
General Services											
Legal Expense Fund Transfer		DI# 1300020		HB Section		<u>5.130</u>					
Budget Object Class/Job Class	Gov Rec GR DOLLARS	Gov Rec GR FTE	Gov Rec FED DOLLARS	Gov Rec FED FTE	Gov Rec OTHER DOLLARS	Gov Rec OTHER FTE	Gov Rec TOTAL DOLLARS	Gov Rec TOTAL FTE	Gov Rec One-Time DOLLARS	E	
							0				
							0	0.0			
Total PS	<u>0</u>	<u>0.0</u>	<u>0</u>	<u>0.0</u>	<u>0</u>	<u>0.0</u>	<u>0</u>	<u>0.0</u>	<u>0</u>		
							0				
							0				
							0				
Total EE	<u>0</u>		<u>0</u>		<u>0</u>		<u>0</u>		<u>0</u>		
Program Distributions							0				
Total PSD	<u>0</u>		<u>0</u>		<u>0</u>		<u>0</u>		<u>0</u>		
Transfers					5,000,000		5,000,000				
Total TRF	<u>0</u>		<u>0</u>		<u>5,000,000</u>		<u>5,000,000</u>		<u>0</u>		
Grand Total	<u>0</u>	<u>0.0</u>	<u>0</u>	<u>0.0</u>	<u>5,000,000</u>	<u>0.0</u>	<u>5,000,000</u>	<u>0.0</u>	<u>0</u>		

NEW DECISION ITEM

RANK: 5

Office of Administration	Budget Unit <u>31122</u>
General Services	
Legal Expense Fund Transfer DI# 1300020	HB Section <u>5.130</u>

6. PERFORMANCE MEASURES (If new decision item has an associated core, separately identify projected performance with & without additional funding.)

6a. Provide an effectiveness measure.

N/A

6b. Provide an efficiency measure.

N/A

6c. Provide the number of clients/individuals served, if applicable.

N/A

6d. Provide a customer satisfaction measure, if available.

N/A

7. STRATEGIES TO ACHIEVE THE PERFORMANCE MEASUREMENT TARGETS:

N/A

OA REPORT 9 FY 2019 GOVERNOR REC

DECISION ITEM SUMMARY

Budget Unit								
Decision Item	FY 2017	FY 2017	FY 2018	FY 2018	FY 2019	FY 2019	FY 2019	FY 2019
Budget Object Summary	ACTUAL	ACTUAL	BUDGET	BUDGET	DEPT REQ	DEPT REQ	GOV REC	GOV REC
Fund	DOLLAR	FTE	DOLLAR	FTE	DOLLAR	FTE	DOLLAR	FTE
OA LEGAL EXPENSE FUND TRF								
CORE								
FUND TRANSFERS								
GENERAL REVENUE	0	0.00	1	0.00	0	0.00	0	0.00
TOTAL - TRF	0	0.00	1	0.00	0	0.00	0	0.00
TOTAL	0	0.00	1	0.00	0	0.00	0	0.00
GRAND TOTAL	\$0	0.00	\$1	0.00	\$0	0.00	\$0	0.00

OA REPORT 10 FY 2019 GOVERNOR REC

DECISION ITEM DETAIL

Budget Unit	FY 2017	FY 2017	FY 2018	FY 2018	FY 2019	FY 2019	FY 2019	FY 2019
Decision Item	ACTUAL	ACTUAL	BUDGET	BUDGET	DEPT REQ	DEPT REQ	GOV REC	GOV REC
Budget Object Class	DOLLAR	FTE	DOLLAR	FTE	DOLLAR	FTE	DOLLAR	FTE
LEGAL EXPENSE FUND-TRANSFER								
Legal Expense Fund Transfer - 1300020								
TRANSFERS OUT	0	0.00	0	0.00	0	0.00	5,000,000	0.00
TOTAL - TRF	0	0.00	0	0.00	0	0.00	5,000,000	0.00
GRAND TOTAL	\$0	0.00	\$0	0.00	\$0	0.00	\$5,000,000	0.00
GENERAL REVENUE	\$0	0.00	\$0	0.00	\$0	0.00	\$0	0.00
FEDERAL FUNDS	\$0	0.00	\$0	0.00	\$0	0.00	\$0	0.00
OTHER FUNDS	\$0	0.00	\$0	0.00	\$0	0.00	\$5,000,000	0.00

CORE DECISION ITEM

Department Office of Administration	Budget Unit 31124
Division	
Core Legal Expense Fund Transfer	HB Section 5.121

1. CORE FINANCIAL SUMMARY

	FY 2019 Budget Request						FY 2019 Governor's Recommendation				
	GR	Federal	Other	Total	E		GR	Federal	Other	Total	E
PS	0	0	0	0	0	PS	0	0	0	0	
EE	0	0	0	0	0	EE	0	0	0	0	
PSD	0	0	0	0	0	PSD	0	0	0	0	
TRF	0	0	0	0	0	TRF	0	0	0	0	
Total	0	0	0	0	0	Total	0	0	0	0	
FTE	0.00	0.00	0.00	0.00	0.00	FTE	0.00	0.00	0.00	0.00	

Est. Fringe	0	0	0	0
--------------------	---	---	---	---

Note: Fringes budgeted in House Bill 5 except for certain fringes budgeted directly to MoDOT, Highway Patrol, and Conservation.

Est. Fringe	0	0	0	0
--------------------	---	---	---	---

Note: Fringes budgeted in House Bill 5 except for certain fringes budgeted directly to MoDOT, Highway Patrol, and Conservation.

Other Funds:

Other Funds:

2. CORE DESCRIPTION

In FY 2018, the General Assembly appropriated \$1 for transfer from the Department's core budget to the State Legal Expense Fund for the payment of claims, premiums, and expenses provided by Section 105.711 through Section 105.726, RSMo. In order to fund such expenses, the General Assembly also authorized three percent flexibility from the Department's operating budget into the \$1 transfer appropriation.

Core Cut in FY 2019 Departmental Request.

3. PROGRAM LISTING (list programs included in this core funding)

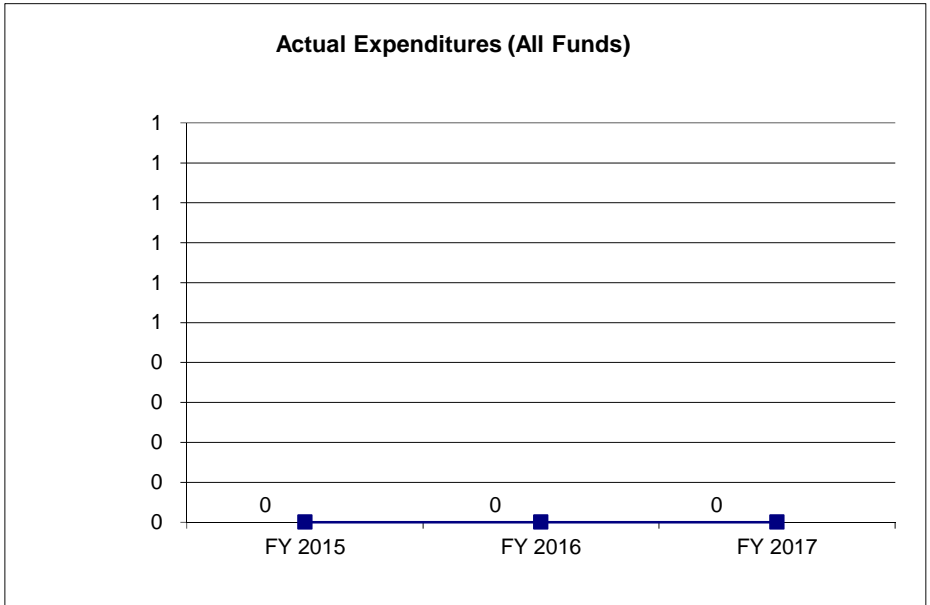
N/A

CORE DECISION ITEM

Department Office of Administration	Budget Unit 31124
Division	
Core Legal Expense Fund Transfer	HB Section 5.121

4. FINANCIAL HISTORY

	FY 2015 Actual	FY 2016 Actual	FY 2017 Actual	FY 2018 Current Yr.
Appropriation (All Funds)	0	0	0	1
Less Reverted (All Funds)	0	0	0	0
Less Restricted (All Funds)	0	0	0	0
Budget Authority (All Funds)	0	0	0	1
Actual Expenditures (All Funds)	0	0	0	0
Unexpended (All Funds)	0	0	0	1
Unexpended, by Fund:				
General Revenue	0	0	0	0
Federal	0	0	0	0
Other	0	0	0	0



Reverted includes the statutory three-percent reserve amount (when applicable).

Restricted includes any Governor's Expenditure Restrictions which remained at the end of the fiscal year (when applicable).

NOTES:

FY 2018 is the first year for this appropriation.

CORE RECONCILIATION DETAIL

STATE
OA LEGAL EXPENSE FUND TRF

5. CORE RECONCILIATION DETAIL

	Budget Class	FTE	GR	Federal	Other	Total	Explanation
TAFP AFTER VETOES							
	TRF	0.00	1	0	0	1	
	Total	0.00	1	0	0	1	
DEPARTMENT CORE ADJUSTMENTS							
Core Reduction	409 T427 TRF	0.00	(1)	0	0	(1)	Core Cut
	NET DEPARTMENT CHANGES	0.00	(1)	0	0	(1)	
DEPARTMENT CORE REQUEST							
	TRF	0.00	0	0	0	0	
	Total	0.00	0	0	0	0	
GOVERNOR'S RECOMMENDED CORE							
	TRF	0.00	0	0	0	0	
	Total	0.00	0	0	0	0	

OA REPORT 10 FY 2019 GOVERNOR REC

DECISION ITEM DETAIL

Budget Unit	FY 2017	FY 2017	FY 2018	FY 2018	FY 2019	FY 2019	FY 2019	FY 2019
Decision Item	ACTUAL	ACTUAL	BUDGET	BUDGET	DEPT REQ	DEPT REQ	GOV REC	GOV REC
Budget Object Class	DOLLAR	FTE	DOLLAR	FTE	DOLLAR	FTE	DOLLAR	FTE
OA LEGAL EXPENSE FUND TRF								
CORE								
TRANSFERS OUT	0	0.00	1	0.00	0	0.00	0	0.00
TOTAL - TRF	0	0.00	1	0.00	0	0.00	0	0.00
GRAND TOTAL	\$0	0.00	\$1	0.00	\$0	0.00	\$0	0.00
GENERAL REVENUE	\$0	0.00	\$1	0.00	\$0	0.00		0.00
FEDERAL FUNDS	\$0	0.00	\$0	0.00	\$0	0.00		0.00
OTHER FUNDS	\$0	0.00	\$0	0.00	\$0	0.00		0.00

OA REPORT 9 FY 2019 GOVERNOR REC

DECISION ITEM SUMMARY

Budget Unit								
Decision Item	FY 2017	FY 2017	FY 2018	FY 2018	FY 2019	FY 2019	FY 2019	FY 2019
Budget Object Summary	ACTUAL	ACTUAL	BUDGET	BUDGET	DEPT REQ	DEPT REQ	GOV REC	GOV REC
Fund	DOLLAR	FTE	DOLLAR	FTE	DOLLAR	FTE	DOLLAR	FTE
LEGAL EXPENSE FUND								
CORE								
EXPENSE & EQUIPMENT								
STATE LEGAL EXPENSE	22,533,597	0.00	99,500,000	0.00	99,500,000	0.00	30,500,000	0.00
TOTAL - EE	22,533,597	0.00	99,500,000	0.00	99,500,000	0.00	30,500,000	0.00
PROGRAM-SPECIFIC								
STATE LEGAL EXPENSE	1,699,849	0.00	500,000	0.00	500,000	0.00	500,000	0.00
TOTAL - PD	1,699,849	0.00	500,000	0.00	500,000	0.00	500,000	0.00
TOTAL	24,233,446	0.00	100,000,000	0.00	100,000,000	0.00	31,000,000	0.00
GRAND TOTAL	\$24,233,446	0.00	\$100,000,000	0.00	\$100,000,000	0.00	\$31,000,000	0.00

CORE DECISION ITEM

Department	Office of Administration	Budget Unit	31123
Division	Division of General Services	HB Section	5.135
Core -	Legal Expense Fund		

1. CORE FINANCIAL SUMMARY

	FY 2019 Budget Request				E		FY 2019 Governor's Recommendation				E
	GR	Federal	Other	Total			GR	Federal	Other	Total	
PS	0	0	0	0		PS	0	0	0	0	
EE	0	0	99,500,000	99,500,000	E	EE	0	0	30,500,000	30,500,000	E
PSD	0	0	500,000	500,000	E	PSD	0	0	500,000	500,000	E
TRF	0	0	0	0		TRF	0	0	0	0	
Total	0	0	100,000,000	100,000,000		Total	0	0	31,000,000	31,000,000	
FTE	0.00	0.00	0.00	0.00		FTE	0.00	0.00	0.00	0.00	

Est. Fringe	0	0	0	0
--------------------	---	---	---	---

Note: Fringes budgeted in House Bill 5 except for certain fringes budgeted directly to MoDOT, Highway Patrol, and Conservation.

Est. Fringe	0	0	0	0
--------------------	---	---	---	---

Note: Fringes budgeted in House Bill 5 except for certain fringes budgeted directly to MoDOT, Highway Patrol, and Conservation.

Other Funds: State Legal Expense Fund (0692)
 Notes: An "E" is requested for Other Funds

Other Funds: State Legal Expense Fund (0692)
 Notes: An "E" is requested for Other Funds

2. CORE DESCRIPTION

Core appropriation from the State Legal Expense Fund, a self-funded program established under Section 105.711 et seq., RSMo to pay liability claims against the state, its officers, or employees and related defense costs and to purchase certain insurance when deemed necessary. Expenditures from the Legal Expense Fund vary widely from year to year. An estimated appropriation ensures the State of Missouri has the ability to pay judgments promptly and avoid unnecessary interest payments. Additionally, the estimated appropriation provides the Attorney General's Office with the flexibility necessary to settle claims in the best interest of the State of Missouri.

3. PROGRAM LISTING (list programs included in this core funding)

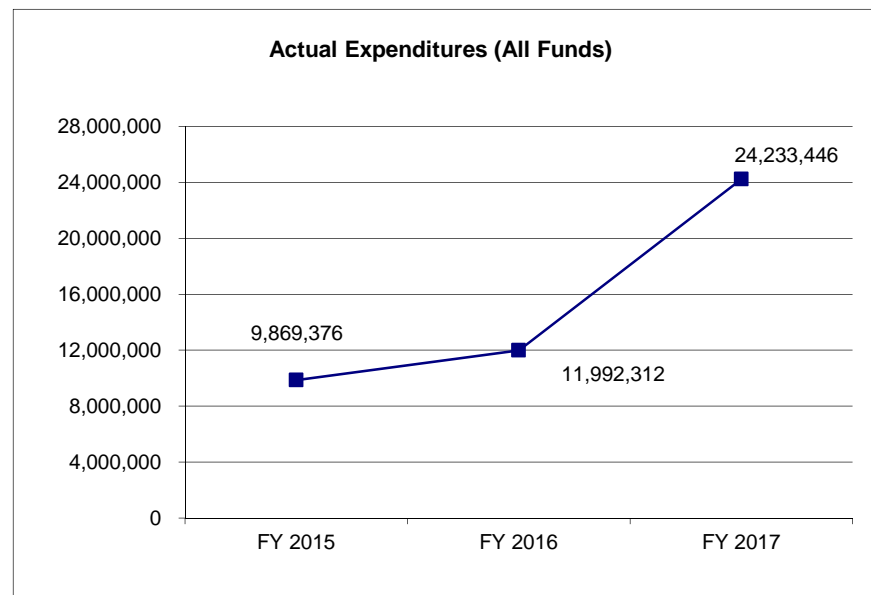
Risk Management

CORE DECISION ITEM

Department	Office of Administration	Budget Unit	31123
Division	Division of General Services		
Core -	Legal Expense Fund	HB Section	5.135

4. FINANCIAL HISTORY

	FY 2015 Actual	FY 2016 Actual	FY 2017 Actual	FY 2018 Current Yr.
Appropriation (All Funds)	9,871,435	11,992,435	24,262,435	100,000,000
Less Reverted (All Funds)	0	0	0	N/A
Less Restricted (All Funds)	0	0	0	N/A
Budget Authority (All Funds)	9,871,435	11,992,435	24,262,435	N/A
Actual Expenditures (All Funds)	9,869,376	11,992,312	24,233,446	N/A
Unexpended (All Funds)	2,059	123	28,989	N/A
Unexpended, by Fund:				
General Revenue	0	0	0	N/A
Federal	0	0	0	N/A
Other	2,059	123	28,989	N/A
	(1)	(2)	(3)	(4)



Reverted includes the statutory three-percent reserve amount (when applicable).

Restricted includes any Governor's Expenditure Restrictions which remained at the end of the fiscal year (when applicable).

NOTES:

- (1) Estimated appropriation increased \$3,114,000 in FY 15.
- (2) Estimated appropriation increased \$5,236,000 in FY 16.
- (3) Estimated appropriation increased \$17,505,000 in FY 17.
- (4) Estimated appropriation removed for FY 18.

CORE RECONCILIATION DETAIL

STATE
LEGAL EXPENSE FUND

5. CORE RECONCILIATION DETAIL

	Budget Class	FTE	GR	Federal	Other	Total	Explanation
TAFP AFTER VETOES							
	EE	0.00	0	0	99,500,000	99,500,000	
	PD	0.00	0	0	500,000	500,000	
	Total	0.00	0	0	100,000,000	100,000,000	
DEPARTMENT CORE REQUEST							
	EE	0.00	0	0	99,500,000	99,500,000	
	PD	0.00	0	0	500,000	500,000	
	Total	0.00	0	0	100,000,000	100,000,000	
GOVERNOR'S ADDITIONAL CORE ADJUSTMENTS							
Core Reduction	2023 1214	EE	0.00	0	(69,000,000)	(69,000,000)	
NET GOVERNOR CHANGES			0.00	0	0	(69,000,000)	(69,000,000)
GOVERNOR'S RECOMMENDED CORE							
	EE	0.00	0	0	30,500,000	30,500,000	
	PD	0.00	0	0	500,000	500,000	
	Total	0.00	0	0	31,000,000	31,000,000	

OA REPORT 10 FY 2019 GOVERNOR REC

DECISION ITEM DETAIL

Budget Unit	FY 2017	FY 2017	FY 2018	FY 2018	FY 2019	FY 2019	FY 2019	FY 2019
Decision Item	ACTUAL	ACTUAL	BUDGET	BUDGET	DEPT REQ	DEPT REQ	GOV REC	GOV REC
Budget Object Class	DOLLAR	FTE	DOLLAR	FTE	DOLLAR	FTE	DOLLAR	FTE
LEGAL EXPENSE FUND								
CORE								
TRAVEL, IN-STATE	22	0.00	335	0.00	335	0.00	335	0.00
TRAVEL, OUT-OF-STATE	2,461	0.00	2,000	0.00	2,000	0.00	2,000	0.00
PROFESSIONAL SERVICES	18,810,975	0.00	97,492,565	0.00	95,982,565	0.00	26,982,565	0.00
OTHER EQUIPMENT	0	0.00	100	0.00	100	0.00	100	0.00
PROPERTY & IMPROVEMENTS	424,733	0.00	0	0.00	0	0.00	0	0.00
EQUIPMENT RENTALS & LEASES	13,253	0.00	5,000	0.00	15,000	0.00	15,000	0.00
MISCELLANEOUS EXPENSES	3,282,153	0.00	2,000,000	0.00	3,500,000	0.00	3,500,000	0.00
TOTAL - EE	22,533,597	0.00	99,500,000	0.00	99,500,000	0.00	30,500,000	0.00
PROGRAM DISTRIBUTIONS	1,699,849	0.00	500,000	0.00	500,000	0.00	500,000	0.00
TOTAL - PD	1,699,849	0.00	500,000	0.00	500,000	0.00	500,000	0.00
GRAND TOTAL	\$24,233,446	0.00	\$100,000,000	0.00	\$100,000,000	0.00	\$31,000,000	0.00
GENERAL REVENUE	\$0	0.00	\$0	0.00	\$0	0.00	\$0	0.00
FEDERAL FUNDS	\$0	0.00	\$0	0.00	\$0	0.00	\$0	0.00
OTHER FUNDS	\$24,233,446	0.00	\$100,000,000	0.00	\$100,000,000	0.00	\$31,000,000	0.00

OA REPORT 9 FY 2019 GOVERNOR REC

DECISION ITEM SUMMARY

Budget Unit								
Decision Item	FY 2017	FY 2017	FY 2018	FY 2018	FY 2019	FY 2019	FY 2019	FY 2019
Budget Object Summary	ACTUAL	ACTUAL	BUDGET	BUDGET	DEPT REQ	DEPT REQ	GOV REC	GOV REC
Fund	DOLLAR	FTE	DOLLAR	FTE	DOLLAR	FTE	DOLLAR	FTE
ADMIN HEARING COMMISSION								
CORE								
PERSONAL SERVICES								
GENERAL REVENUE	911,708	14.75	984,656	15.79	984,656	15.79	984,656	15.79
AH COMM ED DUE PROCESS HEARING	17,304	0.16	76,969	0.71	76,969	0.71	76,969	0.71
TOTAL - PS	929,012	14.91	1,061,625	16.50	1,061,625	16.50	1,061,625	16.50
EXPENSE & EQUIPMENT								
GENERAL REVENUE	50,264	0.00	82,552	0.00	82,552	0.00	62,552	0.00
AH COMM ED DUE PROCESS HEARING	0	0.00	56,715	0.00	56,715	0.00	56,715	0.00
TOTAL - EE	50,264	0.00	139,267	0.00	139,267	0.00	119,267	0.00
TOTAL	979,276	14.91	1,200,892	16.50	1,200,892	16.50	1,180,892	16.50
Pay Plan - 0000012								
PERSONAL SERVICES								
GENERAL REVENUE	0	0.00	0	0.00	0	0.00	4,225	0.00
TOTAL - PS	0	0.00	0	0.00	0	0.00	4,225	0.00
TOTAL	0	0.00	0	0.00	0	0.00	4,225	0.00
GRAND TOTAL	\$979,276	14.91	\$1,200,892	16.50	\$1,200,892	16.50	\$1,185,117	16.50

CORE DECISION ITEM

Department - Office of Administration	Budget Unit	31212
Division - Assigned Programs		
Core - Administrative Hearing Commission	HB Section	5.140

1. CORE FINANCIAL SUMMARY

	FY 2019 Budget Request						FY 2019 Governor's Recommendation				
	GR	Federal	Other	Total	E		GR	Federal	Other	Total	E
PS	984,656	0	76,969	1,061,625		PS	984,656	0	76,969	1,061,625	
EE	82,552	0	56,715	139,267		EE	62,552	0	56,715	119,267	
PSD	0	0	0	0		PSD	0	0	0	0	
TRF	0	0	0	0		TRF	0	0	0	0	
Total	1,067,208	0	133,684	1,200,892		Total	1,047,208	0	133,684	1,180,892	
FTE	16.00	0.00	0.50	16.50		FTE	16.00	0.00	0.50	16.50	

Est. Fringe	465,051	0	28,014	493,065
--------------------	---------	---	--------	---------

Note: Fringes budgeted in House Bill 5 except for certain fringes budgeted directly to MoDOT, Highway Patrol, and Conservation.

Est. Fringe	465,051	0	28,014	493,065
--------------------	---------	---	--------	---------

Note: Fringes budgeted in House Bill 5 except for certain fringes budgeted directly to MoDOT, Highway Patrol, and Conservation.

Other Funds: Admin Hearing Commission Education Due Process Fund (0818)

Other Funds: Admin Hearing Commission Education Due Process Fund (0818)

2. CORE DESCRIPTION

The Administrative Hearing Commission was established under Chapter 621, RSMo. It is an executive branch court that decides disputes, usually between a state agency and a business or individual, after a trial-type hearing. Its decisions are subject to review by judicial branch courts, if a party appeals. The AHC's jurisdiction is broad and frequently expands with the passage of new legislation. Matters under its jurisdiction include state tax disputes; Medicaid provider payment disputes; due process complaints filed under the federal individuals with Disabilities Education Act (IDEA); appeals of personnel matters under the state's merit system; discipline of professional licenses; and many other types of disputes. The AHC opens an average of 2,000 cases a year.

The core budget request is for the AHC to open, process, and close cases; hold hearings; produce transcripts; and issue decisions.

3. PROGRAM LISTING (list programs included in this core funding)

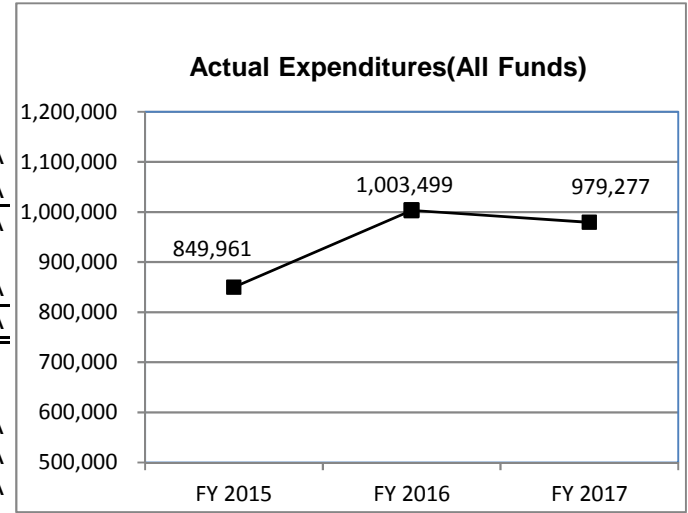
Administrative Hearing Commission

CORE DECISION ITEM

Department -Office of Administration	Budget Unit <u>31212</u>
Division - Assigned Programs	
Core - Administrative Hearing Commission	HB Section <u>5.140</u>

4. FINANCIAL HISTORY

	FY 2015 Actual	FY 2016 Actual	FY 2017 Actual	FY 2018 Current Yr.
Appropriation (All Funds)	1,175,047	1,180,076	1,200,892	1,200,892
Less Reverted (All Funds)	(18,057)	(18,141)	(18,455)	N/A
Less Restricted (All Funds)	0	0	0	N/A
Budget Authority (All Funds)	1,156,990	1,161,935	1,182,437	N/A
Actual Expenditures(All Funds)	849,961	1,003,499	979,277	N/A
Unexpended (All Funds)	307,029	158,436	203,160	N/A
Unexpended, by Fund:				
General Revenue	200,983	77,710	86,780	N/A
Federal	0	0	0	N/A
Other	106,046	80,725	116,380	N/A



Reverted includes the statutory three- percent reserve (when applicable).
 Restricted includes any Governor' Expenditure Restriction (when applicable).

NOTES:

CORE RECONCILIATION DETAIL

STATE
ADMIN HEARING COMMISSION

5. CORE RECONCILIATION DETAIL

	Budget Class	FTE	GR	Federal	Other	Total	Explanation
TAFP AFTER VETOES							
	PS	16.50	984,656	0	76,969	1,061,625	
	EE	0.00	82,552	0	56,715	139,267	
	Total	16.50	1,067,208	0	133,684	1,200,892	
DEPARTMENT CORE REQUEST							
	PS	16.50	984,656	0	76,969	1,061,625	
	EE	0.00	82,552	0	56,715	139,267	
	Total	16.50	1,067,208	0	133,684	1,200,892	
GOVERNOR'S ADDITIONAL CORE ADJUSTMENTS							
Core Reduction	1883 7636	EE	0.00	(20,000)	0	0	(20,000)
NET GOVERNOR CHANGES			0.00	(20,000)	0	0	(20,000)
GOVERNOR'S RECOMMENDED CORE							
	PS	16.50	984,656	0	76,969	1,061,625	
	EE	0.00	62,552	0	56,715	119,267	
	Total	16.50	1,047,208	0	133,684	1,180,892	

FLEXIBILITY REQUEST FORM

BUDGET UNIT NUMBER: 31212	DEPARTMENT: Office of Administration
BUDGET UNIT NAME: Administrative Hearing Commission	
HOUSE BILL SECTION: 5.140	DIVISION: Assigned Programs

1. Provide the amount by fund of personal service flexibility and the amount by fund of expense and equipment flexibility you are requesting in dollar and percentage terms and explain why the flexibility is needed. If flexibility is being requested among divisions, provide the amount by fund of flexibility you are requesting in dollar and percentage terms and explain why the flexibility is needed.

DEPARTMENT REQUEST

The Administrative Hearing Commission requests 20% flexibility between Personal Services and Expense & Equipment. The flexibility will allow the Administrative Hearing Commission to manage their limited appropriations effectively and efficiently.

2. Estimate how much flexibility will be used for the budget year. How much flexibility was used in the Prior Year Budget and the Current Year Budget? Please specify the amount.

PRIOR YEAR ACTUAL AMOUNT OF FLEXIBILITY USED	CURRENT YEAR ESTIMATED AMOUNT OF FLEXIBILITY THAT WILL BE USED	BUDGET REQUEST ESTIMATED AMOUNT OF FLEXIBILITY THAT WILL BE USED
0	unknown	unknown

3. Please explain how flexibility was used in the prior and/or current years.

PRIOR YEAR EXPLAIN ACTUAL USE	CURRENT YEAR EXPLAIN PLANNED USE
N/A	Possibly add telepresence in second courtroom.

OA REPORT 10 FY 2019 GOVERNOR REC

DECISION ITEM DETAIL

Budget Unit	FY 2017	FY 2017	FY 2018	FY 2018	FY 2019	FY 2019	FY 2019	FY 2019
Decision Item	ACTUAL	ACTUAL	BUDGET	BUDGET	DEPT REQ	DEPT REQ	GOV REC	GOV REC
Budget Object Class	DOLLAR	FTE	DOLLAR	FTE	DOLLAR	FTE	DOLLAR	FTE
ADMIN HEARING COMMISSION								
CORE								
ADMIN OFFICE SUPPORT ASSISTANT	33,249	1.00	33,250	1.00	33,276	1.00	33,276	1.00
SR OFFICE SUPPORT ASSISTANT	27,602	1.00	27,627	1.00	27,627	1.00	27,627	1.00
COURT REPORTER II	88,103	1.78	100,814	2.00	100,814	2.00	100,814	2.00
EXECUTIVE I	42,745	1.00	42,787	1.00	42,787	1.00	42,787	1.00
PARALEGAL	36,738	1.00	36,769	1.00	36,769	1.00	36,769	1.00
LEGAL COUNSEL	205,784	3.80	208,569	3.50	228,569	4.00	228,569	4.00
COMMISSION MEMBER	458,774	4.33	529,035	5.00	529,035	5.00	529,035	5.00
SPECIAL ASST OFFICE & CLERICAL	0	0.00	46,751	1.00	26,701	0.50	26,701	0.50
PRINCIPAL ASST BOARD/COMMISSON	36,017	1.00	36,023	1.00	36,047	1.00	36,047	1.00
TOTAL - PS	929,012	14.91	1,061,625	16.50	1,061,625	16.50	1,061,625	16.50
TRAVEL, IN-STATE	0	0.00	742	0.00	742	0.00	742	0.00
SUPPLIES	27,805	0.00	29,970	0.00	29,970	0.00	9,970	0.00
PROFESSIONAL DEVELOPMENT	4,906	0.00	17,695	0.00	17,695	0.00	17,695	0.00
COMMUNICATION SERV & SUPP	5,600	0.00	5,740	0.00	5,740	0.00	5,740	0.00
PROFESSIONAL SERVICES	3,429	0.00	47,995	0.00	47,995	0.00	47,995	0.00
M&R SERVICES	2,489	0.00	3,750	0.00	3,750	0.00	3,750	0.00
OFFICE EQUIPMENT	5,397	0.00	610	0.00	2,610	0.00	2,610	0.00
OTHER EQUIPMENT	13	0.00	32,165	0.00	30,165	0.00	30,165	0.00
BUILDING LEASE PAYMENTS	625	0.00	600	0.00	600	0.00	600	0.00
TOTAL - EE	50,264	0.00	139,267	0.00	139,267	0.00	119,267	0.00
GRAND TOTAL	\$979,276	14.91	\$1,200,892	16.50	\$1,200,892	16.50	\$1,180,892	16.50
GENERAL REVENUE	\$961,972	14.75	\$1,067,208	15.79	\$1,067,208	15.79	\$1,047,208	15.79
FEDERAL FUNDS	\$0	0.00	\$0	0.00	\$0	0.00	\$0	0.00
OTHER FUNDS	\$17,304	0.16	\$133,684	0.71	\$133,684	0.71	\$133,684	0.71

PROGRAM DESCRIPTION

Department: Office of Administration

HB Section(s): 5.140

Program Name: Administrative Hearing Commission

Program is found in the following core budget(s): Administrative Hearing Commission

1a. What strategic priority does this program address?

Impartial tribunal for state agency/citizen disputes.

1b. What does this program do?

The Administrative Hearing Commission (AHC) is an executive branch court that decides disputes, usually between a state agency and a business or individual, after a trial-type hearing. Its decisions are subject to review by judicial branch courts, if a party wishes to appeal. The AHC's jurisdiction is broad and frequently expanding with the passage of new legislation. Matters under its jurisdiction include state tax disputes; Medicaid provider payment disputes; due process complaints filed under the federal Individuals with Disabilities Education Act (IDEA); appeal of personnel matters under the state's merit system; discipline of professional licenses, as well as appeals of denials of those licenses; motor vehicle dealer licenses; decisions of certain commissions under the Department of Natural Resources; appeals of orders issued by the Ethics Commission; liquor control licenses; motor carrier and railroad safety matters; and surety agent licenses. The AHC is also statutorily charged with jurisdiction over certain franchisor-franchisee disputes, and serves as hearing officer pursuant to memoranda of understanding with the Missouri Commission on Human Rights and the Department of Agriculture. In 2013, SB 17 expanded the AHC's jurisdiction to include appeals from DESE decisions, involving scholarship-granting organizations and special education students.

2. What is the authorization for this program, i.e., federal or state statute, etc.? (Include the federal program number, if applicable.)

Chapter 621, RSMo

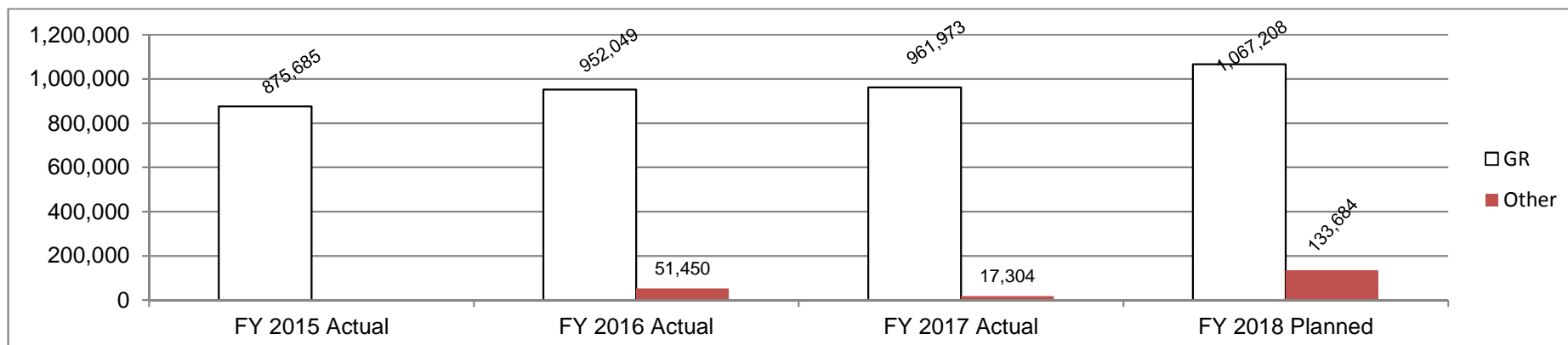
3. Are there federal matching requirements? If yes, please explain.

No

4. Is this a federally mandated program? If yes, please explain.

No. However, Individuals with Disabilities Education Act (IDEA) is a federally mandated program (see question #1 above).

5. Provide actual expenditures for the prior three fiscal years and planned expenditures for the current fiscal year.



PROGRAM DESCRIPTION

Department: Office of Administration

HB Section(s): 5.140

Program Name: Administrative Hearing Commission

Program is found in the following core budget(s): Administrative Hearing Commission

6. What are the sources of the "Other " funds?

Educational Due Process Hearing Fund (0818)

7a. Provide an effectiveness measure.

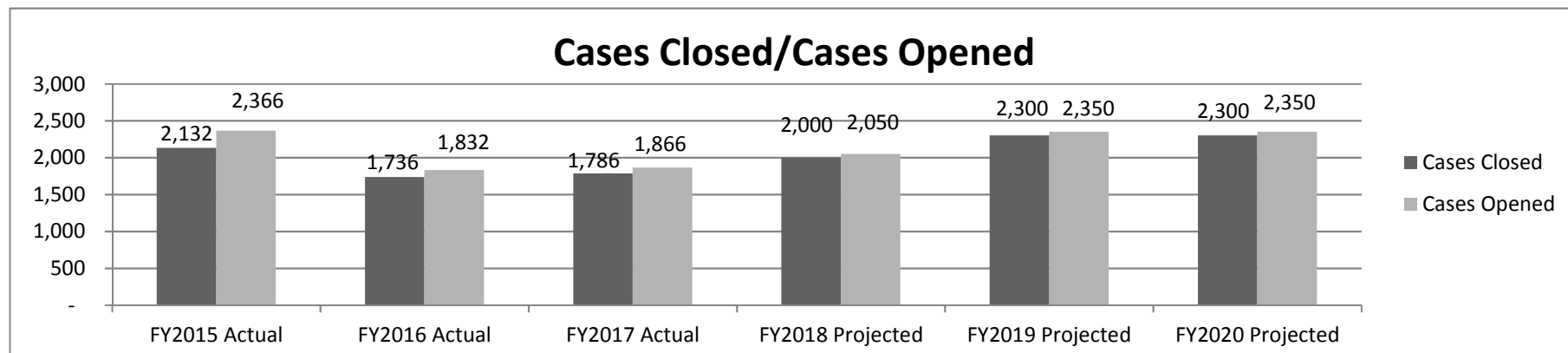
Percentage of cases disposed in desired timeframes:

Case Processing Time Standards: Age of Case at Disposition							
	Goal	Actual Performance			Projected Performance		
		FY 2015	FY 2016	FY 2017	FY 2018	FY 2019	FY 2020
Within 18 Months*	90%	95.8%	No Data	96.40%	95.8%	95.8%	95.8%
Within 24 Months*	98%	95.9%	No Data	95.00%	98.0%	98.0%	98.0%

* The times refer to the time between the date a case is filed and the date it is finally disposed at the AHC.
 **Unable to provide FY16 data due to new case management system and implementation in middle of fiscal year.

7b. Provide an efficiency measure.

Ratio of cases closed to cases opened.



	FY2015 Actual	FY2016 Actual	FY2017 Actual	Average *Actual	FY2018 Projected	FY2019 Projected	FY2020 Projected	Average **Projected
Ratio	90.11%	94.76%	95.71%		97.56%	97.87%	97.87%	
3 Year Average				93.53%				102.08%

*Average Actual figure is a better measure than any one year's Actual figure. Filings fluctuate throughout and near the end of the fiscal year.

PROGRAM DESCRIPTION

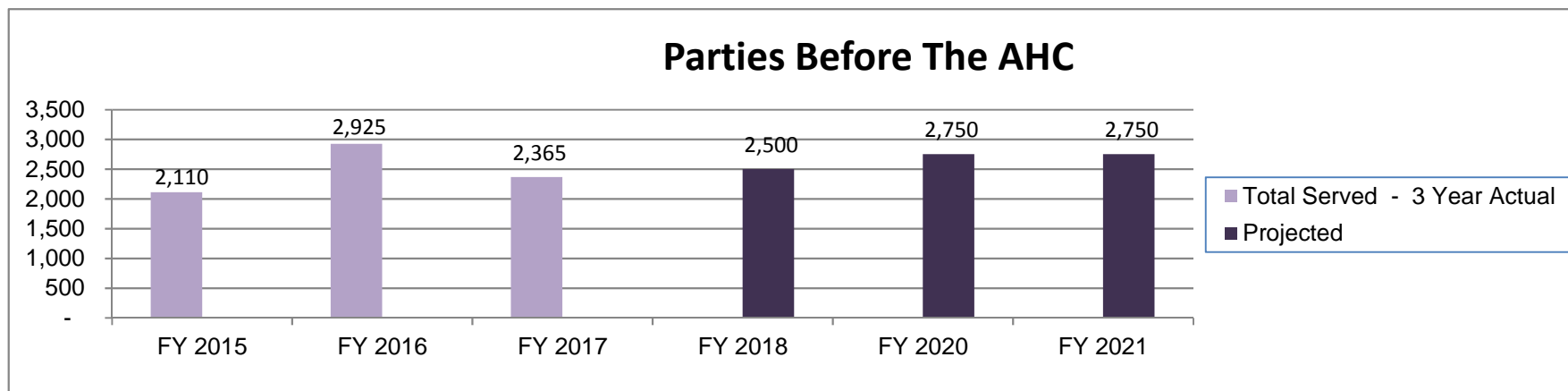
Department: Office of Administration

HB Section(s): 5.140

Program Name: Administrative Hearing Commission

Program is found in the following core budget(s): Administrative Hearing Commission

7c. Provide the number of clients/individuals served, if applicable.



7d. Provide a customer satisfaction measure, if available.

The AHC posted a customer satisfaction survey on our website on Oct. 3, 2017 for parties appearing before the AHC. As of December 1, 2017 no completed surveys have been submitted. This is in the developmental stage and will be ongoing.

OA REPORT 9 FY 2019 GOVERNOR REC

DECISION ITEM SUMMARY

Budget Unit								
Decision Item	FY 2017	FY 2017	FY 2018	FY 2018	FY 2019	FY 2019	FY 2019	FY 2019
Budget Object Summary	ACTUAL	ACTUAL	BUDGET	BUDGET	DEPT REQ	DEPT REQ	GOV REC	GOV REC
Fund	DOLLAR	FTE	DOLLAR	FTE	DOLLAR	FTE	DOLLAR	FTE
OFFICE OF CHILD ADVOCATE								
CORE								
PERSONAL SERVICES								
GENERAL REVENUE	169,839	2.86	175,313	2.70	175,313	2.70	175,313	2.70
OA-FEDERAL AND OTHER	128,159	2.14	128,189	2.30	128,189	2.30	128,189	2.30
TOTAL - PS	297,998	5.00	303,502	5.00	303,502	5.00	303,502	5.00
EXPENSE & EQUIPMENT								
GENERAL REVENUE	7,110	0.00	8,103	0.00	8,103	0.00	8,103	0.00
OA-FEDERAL AND OTHER	14,641	0.00	14,825	0.00	14,825	0.00	14,825	0.00
TOTAL - EE	21,751	0.00	22,928	0.00	22,928	0.00	22,928	0.00
TOTAL	319,749	5.00	326,430	5.00	326,430	5.00	326,430	5.00
Pay Plan - 0000012								
PERSONAL SERVICES								
GENERAL REVENUE	0	0.00	0	0.00	0	0.00	195	0.00
OA-FEDERAL AND OTHER	0	0.00	0	0.00	0	0.00	455	0.00
TOTAL - PS	0	0.00	0	0.00	0	0.00	650	0.00
TOTAL	0	0.00	0	0.00	0	0.00	650	0.00
GRAND TOTAL	\$319,749	5.00	\$326,430	5.00	\$326,430	5.00	\$327,080	5.00

CORE DECISION ITEM

Department	Office of Administration	Budget Unit	<u>31313</u>
Division	Assigned Programs		
Core	Office of Child Advocate	HB Section	<u>5.145</u>

1. CORE FINANCIAL SUMMARY

	FY 2019 Budget Request						FY 2019 Governor's Recommendation				
	GR	Federal	Other	Total	E		GR	Federal	Other	Total	E
PS	175,313	128,189	0	303,502		PS	175,313	128,189	0	303,502	
EE	8,103	14,825	0	22,928		EE	8,103	14,825	0	22,928	
PSD	0	0	0	0		PSD	0	0	0	0	
TRF	0	0	0	0		TRF	0	0	0	0	
Total	183,416	143,014	0	326,430		Total	183,416	143,014	0	326,430	
FTE	2.70	2.30	0.00	5.00		FTE	2.70	2.30	0.00	5.00	

Est. Fringe	81,196	62,885	0	144,080
--------------------	--------	--------	---	---------

Note: Fringes budgeted in House Bill 5 except for certain fringes budgeted directly to MoDOT, Highway Patrol, and Conservation.

Est. Fringe	81,196	62,885	0	144,080
--------------------	--------	--------	---	---------

Note: Fringes budgeted in House Bill 5 except for certain fringes budgeted directly to MoDOT, Highway Patrol, and Conservation.

Other Funds:

Other Funds:

2. CORE DESCRIPTION

The main duties of the Office of Child Advocate are: (1) review foster care cases; (2) review unsubstantiated hotline investigations; (3) mediate between parents and schools regarding abuse allegations that occur in a school setting; (4) review child fatalities when there is a history of child abuse and neglect concerns or involvement with Children's Division; (5) intervene on behalf of a child during judicial proceedings; (6) review policy and procedures of Children's Division, the Juvenile Office, and guardian ad litem within a county; (7) increase knowledge of professionals and the general public regarding child welfare and (8) provide information and referrals for families needing resources.

The Office of Child Advocate provides families and citizens an avenue through which they can obtain an independent and impartial review of the decisions and/or actions made by the Department of Social Services, Children's Division.

3. PROGRAM LISTING (list programs included in this core funding)

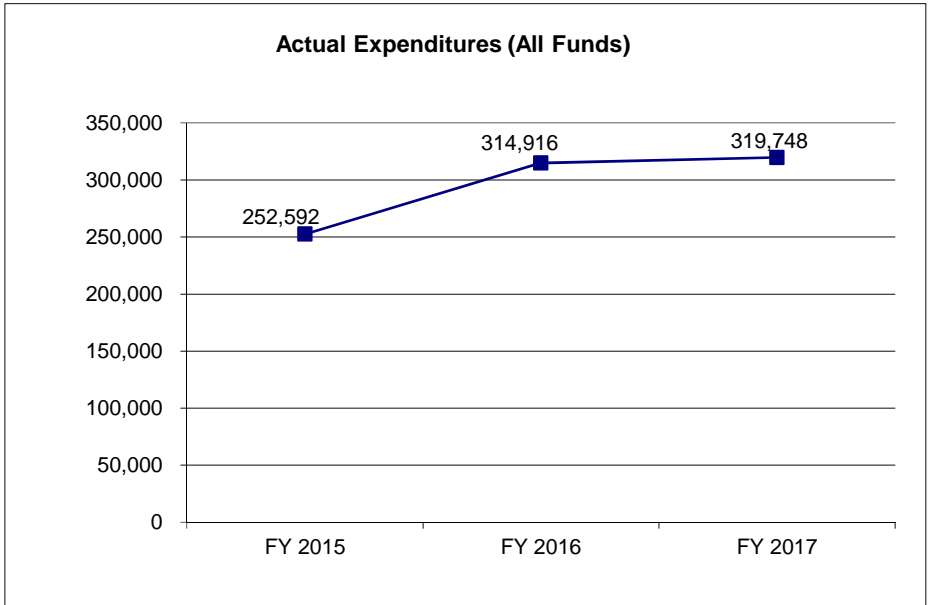
Child Advocacy

CORE DECISION ITEM

Department	Office of Administration	Budget Unit	<u>31313</u>
Division	Assigned Programs		
Core	Office of Child Advocate	HB Section	<u>5.145</u>

4. FINANCIAL HISTORY

	<u>FY 2015 Actual</u>	<u>FY 2016 Actual</u>	<u>FY 2017 Actual</u>	<u>FY 2018 Current Yr.</u>
Appropriation (All Funds)	319,417	320,478	326,430	326,430
Less Reverted (All Funds)	(5,388)	(5,399)	(5,502)	N/A
Less Restricted (All Funds)	0	0	0	N/A
Budget Authority (All Funds)	<u>314,029</u>	<u>315,079</u>	<u>320,928</u>	<u>N/A</u>
Actual Expenditures (All Funds)	<u>252,592</u>	<u>314,916</u>	<u>319,748</u>	<u>N/A</u>
Unexpended (All Funds)	<u>61,438</u>	<u>163</u>	<u>1,180</u>	<u>N/A</u>
Unexpended, by Fund:				
General Revenue	61,297	162	966	N/A
Federal	141	1	214	N/A
Other	0	0	0	N/A
	(1)			



Reverted includes the statutory three-percent reserve amount (when applicable).

Restricted includes any Governor's Expenditure Restrictions which remained at the end of the fiscal year (when applicable).

NOTES:

(1). Unexpended funds due to restriction released late in fiscal year 2015.

CORE RECONCILIATION DETAIL

STATE
OFFICE OF CHILD ADVOCATE

5. CORE RECONCILIATION DETAIL

	Budget Class	FTE	GR	Federal	Other	Total	Explanation
TAFP AFTER VETOES							
	PS	5.00	175,313	128,189	0	303,502	
	EE	0.00	8,103	14,825	0	22,928	
	Total	5.00	183,416	143,014	0	326,430	
DEPARTMENT CORE REQUEST							
	PS	5.00	175,313	128,189	0	303,502	
	EE	0.00	8,103	14,825	0	22,928	
	Total	5.00	183,416	143,014	0	326,430	
GOVERNOR'S RECOMMENDED CORE							
	PS	5.00	175,313	128,189	0	303,502	
	EE	0.00	8,103	14,825	0	22,928	
	Total	5.00	183,416	143,014	0	326,430	

FLEXIBILITY REQUEST FORM

BUDGET UNIT NUMBER: 31313	DEPARTMENT: Office of Administration
BUDGET UNIT NAME: Office of Child Advocate	
HOUSE BILL SECTION: 5.145	DIVISION: Assigned Programs

1. Provide the amount by fund of personal service flexibility and the amount by fund of expense and equipment flexibility you are requesting in dollar and percentage terms and explain why the flexibility is needed. If flexibility is being requested among divisions, provide the amount by fund of flexibility you are requesting in dollar and percentage terms and explain why the flexibility is needed.

DEPARTMENT REQUEST

It is requested that 5% be approved as flexible PS/EE, the same amounts as in FY 2019. This flexibility allows the Office of Child Advocate to effectively manage responsibilities and resources due to unforeseen circumstances.

2. Estimate how much flexibility will be used for the budget year. How much flexibility was used in the Prior Year Budget and the Current Year Budget? Please specify the amount.

PRIOR YEAR ACTUAL AMOUNT OF FLEXIBILITY USED	CURRENT YEAR ESTIMATED AMOUNT OF FLEXIBILITY THAT WILL BE USED	BUDGET REQUEST ESTIMATED AMOUNT OF FLEXIBILITY THAT WILL BE USED
\$0.00	Unknown	Unknown

3. Please explain how flexibility was used in the prior and/or current years.

PRIOR YEAR EXPLAIN ACTUAL USE	CURRENT YEAR EXPLAIN PLANNED USE
None	Flexibility allows OCA to effectively manage resources.

OA REPORT 10 FY 2019 GOVERNOR REC

DECISION ITEM DETAIL

Budget Unit	FY 2017	FY 2017	FY 2018	FY 2018	FY 2019	FY 2019	FY 2019	FY 2019
Decision Item	ACTUAL	ACTUAL	BUDGET	BUDGET	DEPT REQ	DEPT REQ	GOV REC	GOV REC
Budget Object Class	DOLLAR	FTE	DOLLAR	FTE	DOLLAR	FTE	DOLLAR	FTE
OFFICE OF CHILD ADVOCATE								
CORE								
PROGRAM MANAGER	73,570	1.00	73,630	1.00	73,630	1.00	73,630	1.00
ASSISTANT PROGRAM MANAGER	111,182	2.00	111,273	2.00	111,273	2.00	111,273	2.00
LEGAL COUNSEL	67,265	1.00	69,950	1.00	69,950	1.00	69,950	1.00
INVESTIGATOR	45,981	1.00	48,649	1.00	48,649	1.00	48,649	1.00
TOTAL - PS	297,998	5.00	303,502	5.00	303,502	5.00	303,502	5.00
TRAVEL, IN-STATE	3,911	0.00	4,000	0.00	4,000	0.00	4,000	0.00
SUPPLIES	2,938	0.00	2,000	0.00	2,500	0.00	2,500	0.00
PROFESSIONAL DEVELOPMENT	1,948	0.00	2,177	0.00	2,177	0.00	2,177	0.00
COMMUNICATION SERV & SUPP	2,687	0.00	3,200	0.00	2,700	0.00	2,700	0.00
PROFESSIONAL SERVICES	8,564	0.00	10,443	0.00	10,443	0.00	10,443	0.00
M&R SERVICES	44	0.00	74	0.00	74	0.00	74	0.00
OFFICE EQUIPMENT	1,038	0.00	250	0.00	250	0.00	250	0.00
OTHER EQUIPMENT	221	0.00	0	0.00	0	0.00	0	0.00
BUILDING LEASE PAYMENTS	400	0.00	684	0.00	684	0.00	684	0.00
MISCELLANEOUS EXPENSES	0	0.00	100	0.00	100	0.00	100	0.00
TOTAL - EE	21,751	0.00	22,928	0.00	22,928	0.00	22,928	0.00
GRAND TOTAL	\$319,749	5.00	\$326,430	5.00	\$326,430	5.00	\$326,430	5.00
GENERAL REVENUE	\$176,949	2.86	\$183,416	2.70	\$183,416	2.70	\$183,416	2.70
FEDERAL FUNDS	\$142,800	2.14	\$143,014	2.30	\$143,014	2.30	\$143,014	2.30
OTHER FUNDS	\$0	0.00	\$0	0.00	\$0	0.00	\$0	0.00

PROGRAM DESCRIPTION

Department	Office of Administration	HB Section(s):	5.145
Program Name	Office of Child Advocate		
Program is found in the following core budget(s): Office of Child Advocate			

1a. What strategic priority does this program address?

Improve child welfare outcomes.

1b. What does this program do?

The main duties of the Office of Child Advocate are: (1) review foster care cases; (2) review unsubstantiated hotline investigations; (3) mediate between parents and schools regarding abuse allegations that occur in a school setting; (4) review child fatalities when there is a history of child abuse and neglect concerns or involvement with Children’s Division; (5) intervene on behalf of a child during judicial proceedings; (6) review policy and procedures of Children’s Division, the Juvenile Office, and guardian ad litem within a county; (7) increase knowledge of professionals and the general public regarding child welfare and (8) provide information and referrals for families needing resources.

The Office of Child Advocate provides families and citizens an avenue through which they can obtain an independent and impartial review of the decisions and/or actions made by the Department of Social Services, Children’s Division.

2. What is the authorization for this program, i.e., federal or state statute, etc.? (Include the federal program number, if applicable.)

Section 37.700-37.730, 160.262, and 210.145 RSMo

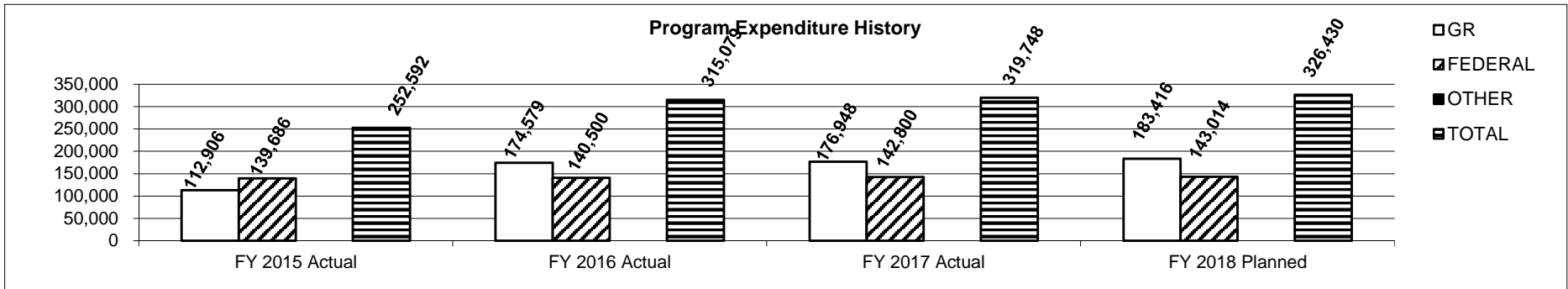
3. Are there federal matching requirements? If yes, please explain.

No

4. Is this a federally mandated program? If yes, please explain.

No

5. Provide actual expenditures for the prior three fiscal years and planned expenditures for the current fiscal year.



6. What are the sources of the "Other " funds?

N/A

PROGRAM DESCRIPTION

Department Office of Administration	HB Section(s): 5.145
Program Name Office of Child Advocate	
Program is found in the following core budget(s): Office of Child Advocate	

7a. Provide an effectiveness measure.

1. Increase the knowledge of Child Welfare and related professionals.

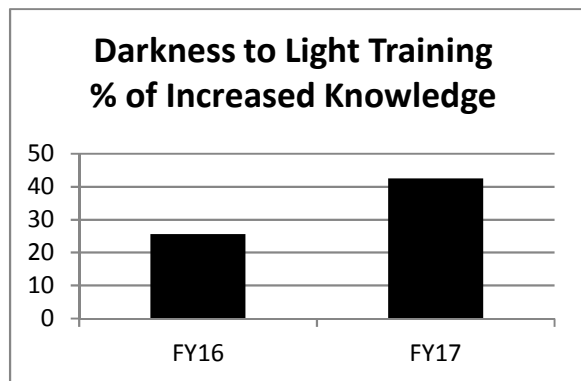
OCA has provided the following trainings:

- Missouri Juvenile Justice Association/Office of State Courts Administrator (MJJA/OSCA) fundamental skills training for new hire Juvenile Officers
- MJJA/OSCA fundamental skills training for new hire Juvenile Detention staff
- Missouri State Highway Patrol Juvenile Justice training

OCA served on the following Task Force and Work groups to improve child welfare practice and raise awareness:

- Task Force on Human Trafficking
- Juvenile Standards Work Group
- Prevention of the Sexual Abuse of Children Workgroup
- Missouri Task Force on Children’s Justice
- Child Fatality Review Program State Panel
- Task Force on Recruitment, Licensing, and Retention of Foster Care and Adoptive Homes
- Missouri State Foster Care and Adoption Board

OCA trains citizens and professionals on Darkness to Light. This training empowers adults to identify and prevent child abuse. Those being trained takes a Pre-test indicating their knowledge on this subject and then a Post-test to signify how much they have learned. The chart below indicates the percentage of increased knowledge.



PROGRAM DESCRIPTION

Department Office of Administration
Program Name Office of Child Advocate
Program is found in the following core budget(s): Office of Child Advocate

HB Section(s): 5.145

2. Increase the knowledge of families/citizens on the Office of Child Advocate and the Child Welfare system in Missouri, leading to more positive outcomes for children and families.

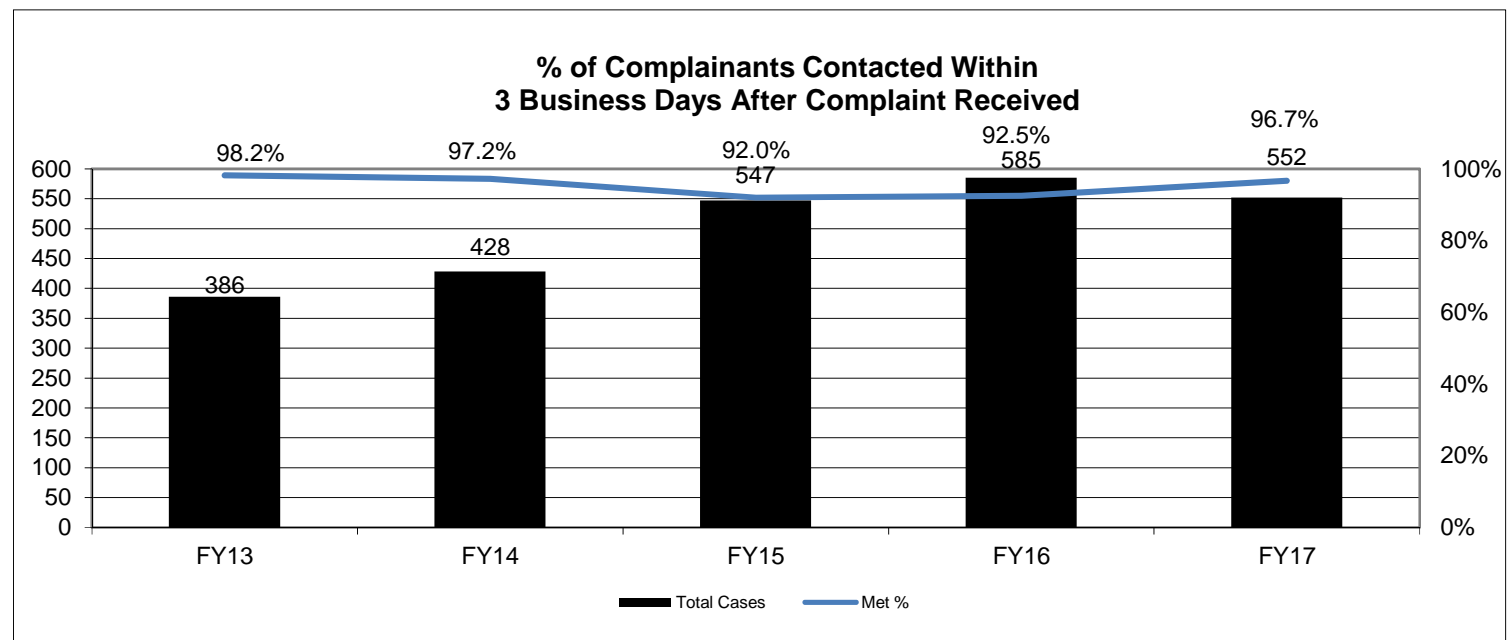
OCA has done the following to increase the knowledge of families and citizens:

- Event displays at conferences
- OCA website
- Speaking engagements to various groups and organizations
- Annual Report distribution
- Facilitate Stewards of Children prevention of sexual abuse of children training

OCA will continue to raise public awareness in FY19 with the above.

7b. Provide an efficiency measure.

1. Percent of complainants contacted within three business days after complaint received.

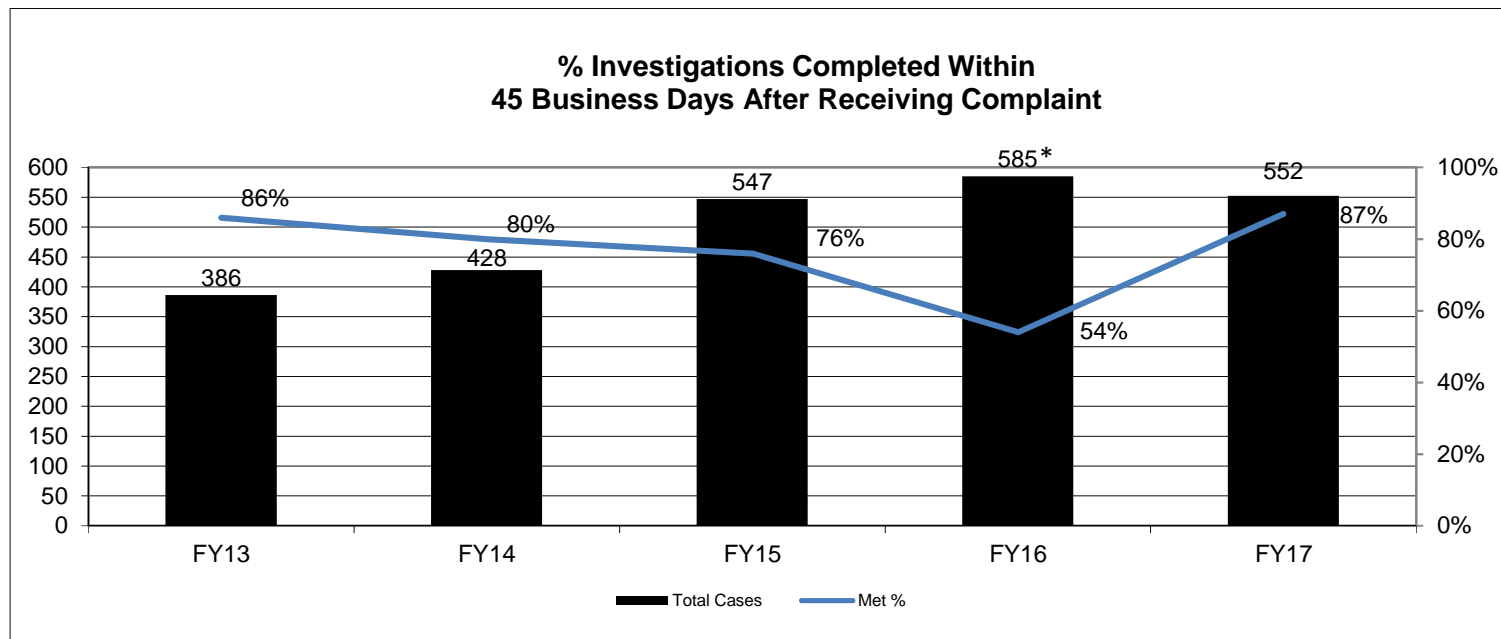


PROGRAM DESCRIPTION

Department Office of Administration
 Program Name Office of Child Advocate
 Program is found in the following core budget(s): Office of Child Advocate

HB Section(s): 5.145

2. Percent of investigations completed within 45 business days of receiving complaint.



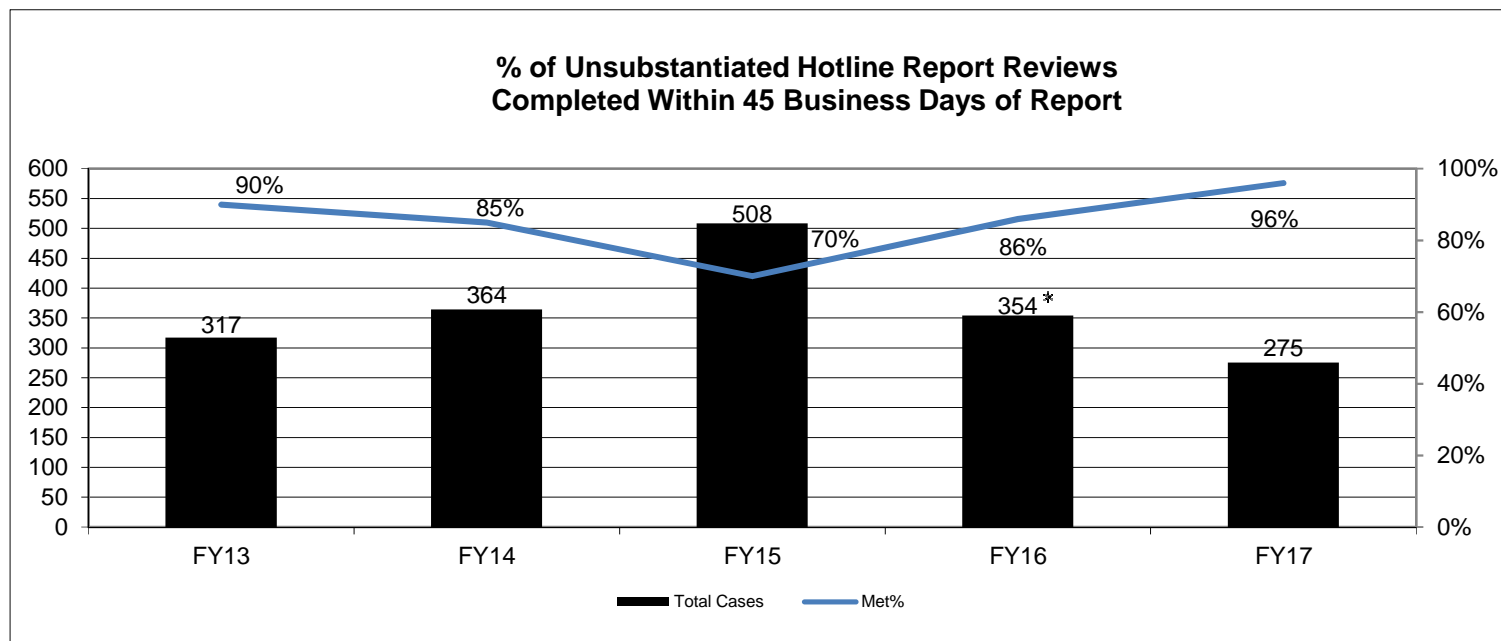
*This number does not include the additional 60 cases reviewed as part of the SB341 review as these cases were not treated as individual reviews.

PROGRAM DESCRIPTION

Department Office of Administration
Program Name Office of Child Advocate
Program is found in the following core budget(s): Office of Child Advocate

HB Section(s): 5.145

3. Percent of unsubstantiated hotline report reviews completed within 45 business days of report.



*This number does not include the additional 60 cases reviewed as part of the SB341 review as these cases were not treated as individual reviews.

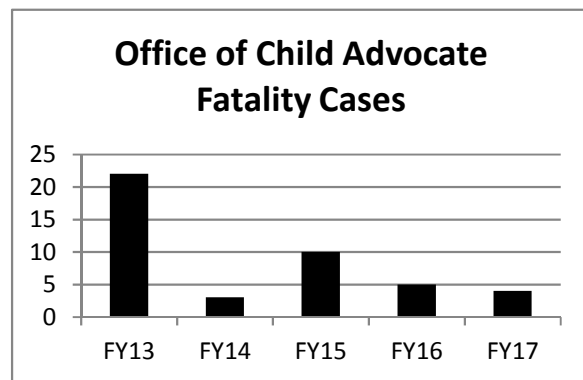
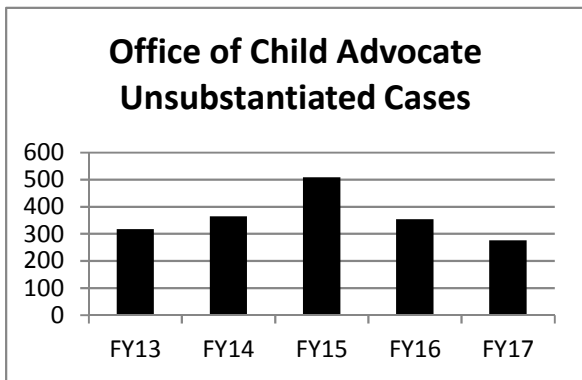
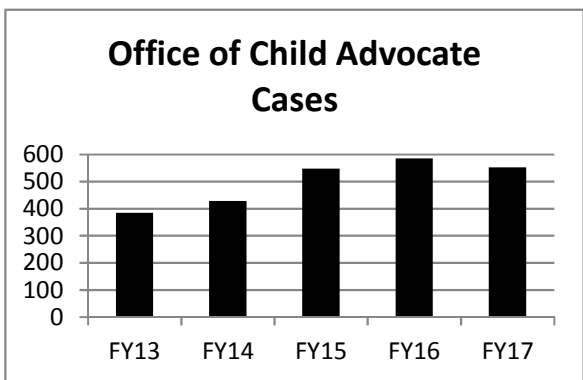
PROGRAM DESCRIPTION

Department Office of Administration
Program Name Office of Child Advocate
Program is found in the following core budget(s): Office of Child Advocate

HB Section(s): 5.145

7c. Provide the number of clients/individuals served, if applicable.

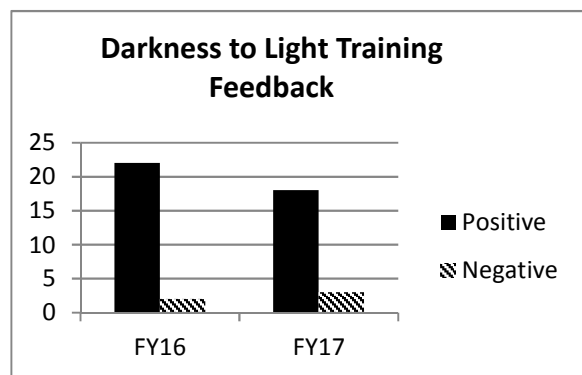
1,177 complainants and 1,336 children for the period of July 2016-June 2017.



7d. Provide a customer satisfaction measure, if available.

Callers to OCA often believe they are the customer. However, the children of the cases we review are our customers. The children's best interest may run counter to our callers' interest. We are unable to determine the children's satisfaction.

OCA trains citizens and professionals on Darkness to Light. This training empowers adults to identify and prevent child abuse.



OA REPORT 9 FY 2019 GOVERNOR REC

DECISION ITEM SUMMARY

Budget Unit								
Decision Item	FY 2017	FY 2017	FY 2018	FY 2018	FY 2019	FY 2019	FY 2019	FY 2019
Budget Object Summary	ACTUAL	ACTUAL	BUDGET	BUDGET	DEPT REQ	DEPT REQ	GOV REC	GOV REC
Fund	DOLLAR	FTE	DOLLAR	FTE	DOLLAR	FTE	DOLLAR	FTE
CHILDREN'S TRUST FUND - OPER								
CORE								
PERSONAL SERVICES								
CHILDREN'S TRUST	230,547	4.12	222,996	5.00	222,996	5.00	222,996	5.00
TOTAL - PS	230,547	4.12	222,996	5.00	222,996	5.00	222,996	5.00
EXPENSE & EQUIPMENT								
CHILDREN'S TRUST	56,034	0.00	111,092	0.00	111,092	0.00	111,092	0.00
TOTAL - EE	56,034	0.00	111,092	0.00	111,092	0.00	111,092	0.00
PROGRAM-SPECIFIC								
CHILDREN'S TRUST	190	0.00	1,000	0.00	1,000	0.00	1,000	0.00
TOTAL - PD	190	0.00	1,000	0.00	1,000	0.00	1,000	0.00
TOTAL	286,771	4.12	335,088	5.00	335,088	5.00	335,088	5.00
Pay Plan - 0000012								
PERSONAL SERVICES								
CHILDREN'S TRUST	0	0.00	0	0.00	0	0.00	1,300	0.00
TOTAL - PS	0	0.00	0	0.00	0	0.00	1,300	0.00
TOTAL	0	0.00	0	0.00	0	0.00	1,300	0.00
Children's Trust Fund - PS - 1300045								
PERSONAL SERVICES								
CHILDREN'S TRUST	0	0.00	0	0.00	0	0.00	57,451	0.00
TOTAL - PS	0	0.00	0	0.00	0	0.00	57,451	0.00
TOTAL	0	0.00	0	0.00	0	0.00	57,451	0.00
GRAND TOTAL	\$286,771	4.12	\$335,088	5.00	\$335,088	5.00	\$393,839	5.00

CORE DECISION ITEM

Department - Office of Administration	Budget Unit	31315
Division - Assigned Programs		
Core - Children's Trust Fund	HB Section	5.150

1. CORE FINANCIAL SUMMARY

	FY 2019 Budget Request						FY 2019 Governor's Recommendation				
	GR	Federal	Other	Total	E		GR	Federal	Other	Total	E
PS	0	0	222,996	222,996		PS	0	0	222,996	222,996	
EE	0	0	111,092	111,092		EE	0	0	111,092	111,092	
PSD	0	0	1,000	1,000		PSD	0	0	1,000	1,000	
TRF	0	0	0	0		TRF	0	0	0	0	
Total	0	0	335,088	335,088		Total	0	0	335,088	335,088	
FTE	0.00	0.00	5.00	5.00		FTE	0.00	0.00	5.00	5.00	

Est. Fringe	0	0	120,170	120,170
--------------------	---	---	---------	---------

Note: Fringes budgeted in House Bill 5 except for certain fringes budgeted directly to MoDOT, Highway Patrol, and Conservation.

Est. Fringe	0	0	120,170	120,170
--------------------	---	---	---------	---------

Note: Fringes budgeted in House Bill 5 except for certain fringes budgeted directly to MoDOT, Highway Patrol, and Conservation.

Other Funds: Children's Trust Fund (0694)

Other Funds: Children's Trust Fund (0694)

2. CORE DESCRIPTION

The Children's Trust Fund (CTF) is a non-profit organization that works to prevent child abuse and neglect through grant distribution, public education, awareness, and training. CTF was established by state statute in 1983 as a public-private partnership governed by a 21-member Board of Directors, including seventeen public members appointed by the Governor, twelve upon the advice and consent of the Senate. Unique in its origin and mission, CTF is the only state agency to receive non-general revenue funding for the specific purpose of child abuse and neglect prevention. Funding is obtained from dedicated fees on marriage licenses and vital records, voluntary contributions designated on Missouri state income tax returns, sales of the specialty CTF prevent child abuse license plate, general donations, interest income from the Fund, and other grants. CTF funded programs include, mentoring and support of teen parents, home visitation services for high risk parents and parents with medically fragile children, distribution and education of safe cribs, parent education and skill building services, respite care for parents through crisis nurseries, hospital-based education programs for parents with newborns to prevent abusive head trauma, child sexual abuse prevention/education and professional development opportunities for prevention practitioners in Missouri. CTF also conducts numerous public education awareness campaigns including the prevention of abusive head trauma, safe sleep awareness and education, emotional abuse prevention and promotion of the protective factors that strengthen families.

3. PROGRAM LISTING (list programs included in this core funding)

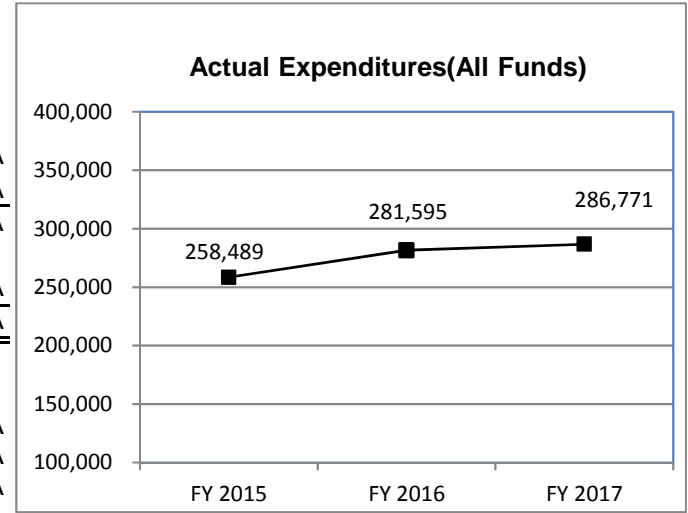
Prevention of child abuse and neglect.

CORE DECISION ITEM

Department - Office of Administration	Budget Unit <u>31315</u>
Division - Assigned Programs	
Core - Children's Trust Fund	HB Section <u>5.150</u>

4. FINANCIAL HISTORY

	FY 2015 Actual	FY 2016 Actual	FY 2017 Actual	FY 2018 Current Yr.
Appropriation (All Funds)	336,556	337,728	357,576	335,088
Less Reverted (All Funds)	0	0	0	N/A
Less Restricted (All Funds)	0	0	0	N/A
Budget Authority (All Funds)	<u>336,556</u>	<u>337,728</u>	<u>357,576</u>	N/A
Actual Expenditures(All Funds)	<u>258,489</u>	<u>281,595</u>	<u>286,771</u>	N/A
Unexpended (All Funds)	<u>78,067</u>	<u>56,133</u>	<u>70,805</u>	N/A
Unexpended, by Fund:				
General Revenue	0	0	0	N/A
Federal	0	0	0	N/A
Other	78,067	55,133	70,805	N/A
			(1)	



Reverted includes the statutory three- percent reserve (when applicable).
 Restricted includes any Governor' Expenditure Restriction (when applicable).

NOTES: (1) FY17 Supplemental Request for Executive Director's A/L payout due to retirement.

CORE RECONCILIATION DETAIL

STATE
CHILDREN'S TRUST FUND - OPER

5. CORE RECONCILIATION DETAIL

	Budget Class	FTE	GR	Federal	Other	Total	Explanation
TAFP AFTER VETOES							
	PS	5.00	0	0	222,996	222,996	
	EE	0.00	0	0	111,092	111,092	
	PD	0.00	0	0	1,000	1,000	
	Total	5.00	0	0	335,088	335,088	
DEPARTMENT CORE REQUEST							
	PS	5.00	0	0	222,996	222,996	
	EE	0.00	0	0	111,092	111,092	
	PD	0.00	0	0	1,000	1,000	
	Total	5.00	0	0	335,088	335,088	
GOVERNOR'S RECOMMENDED CORE							
	PS	5.00	0	0	222,996	222,996	
	EE	0.00	0	0	111,092	111,092	
	PD	0.00	0	0	1,000	1,000	
	Total	5.00	0	0	335,088	335,088	

OA REPORT 10 FY 2019 GOVERNOR REC

DECISION ITEM DETAIL

Budget Unit	FY 2017	FY 2017	FY 2018	FY 2018	FY 2019	FY 2019	FY 2019	FY 2019
Decision Item	ACTUAL	ACTUAL	BUDGET	BUDGET	DEPT REQ	DEPT REQ	GOV REC	GOV REC
Budget Object Class	DOLLAR	FTE	DOLLAR	FTE	DOLLAR	FTE	DOLLAR	FTE
CHILDREN'S TRUST FUND - OPER								
CORE								
OFFICE SUPPORT ASSISTANT	0	0.00	3,002	1.00	1,187	1.00	1,187	1.00
PUBLIC INFORMATION COOR	50,071	1.00	50,096	1.00	50,096	1.00	50,096	1.00
EXECUTIVE I	42,562	1.00	41,988	1.00	42,780	1.00	42,780	1.00
PLANNER III	53,093	1.00	52,114	0.00	53,136	1.00	53,136	1.00
ST CNSLT ON CHILD WELFARE	0	0.00	0	1.00	0	0.00	0	0.00
PRINCIPAL ASST BOARD/COMMISSON	84,821	1.12	75,796	1.00	75,797	1.00	75,797	1.00
TOTAL - PS	230,547	4.12	222,996	5.00	222,996	5.00	222,996	5.00
TRAVEL, IN-STATE	6,346	0.00	6,500	0.00	6,500	0.00	6,500	0.00
TRAVEL, OUT-OF-STATE	2,549	0.00	5,716	0.00	5,716	0.00	5,716	0.00
SUPPLIES	3,919	0.00	20,000	0.00	20,000	0.00	20,000	0.00
PROFESSIONAL DEVELOPMENT	4,640	0.00	5,011	0.00	5,011	0.00	5,011	0.00
COMMUNICATION SERV & SUPP	1,526	0.00	6,189	0.00	6,189	0.00	6,189	0.00
PROFESSIONAL SERVICES	33,636	0.00	50,076	0.00	50,076	0.00	50,076	0.00
M&R SERVICES	163	0.00	2,500	0.00	2,500	0.00	2,500	0.00
OFFICE EQUIPMENT	499	0.00	1,000	0.00	1,000	0.00	1,000	0.00
OTHER EQUIPMENT	151	0.00	3,100	0.00	3,100	0.00	3,100	0.00
BUILDING LEASE PAYMENTS	400	0.00	4,500	0.00	4,500	0.00	4,500	0.00
EQUIPMENT RENTALS & LEASES	0	0.00	3,000	0.00	3,000	0.00	3,000	0.00
MISCELLANEOUS EXPENSES	2,205	0.00	3,500	0.00	3,500	0.00	3,500	0.00
TOTAL - EE	56,034	0.00	111,092	0.00	111,092	0.00	111,092	0.00
REFUNDS	190	0.00	1,000	0.00	1,000	0.00	1,000	0.00
TOTAL - PD	190	0.00	1,000	0.00	1,000	0.00	1,000	0.00
GRAND TOTAL	\$286,771	4.12	\$335,088	5.00	\$335,088	5.00	\$335,088	5.00
GENERAL REVENUE	\$0	0.00	\$0	0.00	\$0	0.00	\$0	0.00
FEDERAL FUNDS	\$0	0.00	\$0	0.00	\$0	0.00	\$0	0.00
OTHER FUNDS	\$286,771	4.12	\$335,088	5.00	\$335,088	5.00	\$335,088	5.00

NEW DECISION ITEM

RANK: 5

Department Office of Administration	Budget Unit <u>31315</u>
Division Assigned Programs	
Children's Trust Fund DI# 1300045	HB Section <u>5.150</u>

1. AMOUNT OF REQUEST

	FY 2019 Budget Request				E		FY 2019 Governor's Recommendation				E
	GR	Federal	Other	Total			GR	Federal	Other	Total	
PS	0	0	0	0		PS	0	0	57,451	57,451	
EE	0	0	0	0		EE	0	0	0	0	
PSD	0	0	0	0		PSD	0	0	0	0	
TRF	0	0	0	0		TRF	0	0	0	0	
Total	0	0	0	0		Total	0	0	57,451	57,451	
FTE	0.00	0.00	0.00	0.00		FTE	0.00	0.00	0.00	0.00	

Est. Fringe	0	0	112,418	112,418
--------------------	---	---	---------	---------

Note: Fringes budgeted in House Bill 5 except for certain fringes budgeted directly to MoDOT, Highway Patrol, and Conservation.

Est. Fringe	0	0	17,063	17,063
--------------------	---	---	--------	--------

Note: Fringes budgeted in House Bill 5 except for certain fringes budgeted directly to MoDOT, Highway Patrol, and Conservation.

Other Funds:

Other Funds: Children's Trust Fund (0694)

2. THIS REQUEST CAN BE CATEGORIZED AS:

<input type="checkbox"/> New Legislation	<input type="checkbox"/> New Program	<input type="checkbox"/> Fund Switch
<input type="checkbox"/> Federal Mandate	<input type="checkbox"/> Program Expansion	<input type="checkbox"/> Cost to Continue
<input type="checkbox"/> GR Pick-Up	<input type="checkbox"/> Space Request	<input type="checkbox"/> Equipment Replacement
<input checked="" type="checkbox"/> Pay Plan	<input type="checkbox"/> Other: _____	

3. WHY IS THIS FUNDING NEEDED? PROVIDE AN EXPLANATION FOR ITEMS CHECKED IN #2. INCLUDE THE FEDERAL OR STATE STATUTORY OR CONSTITUTIONAL AUTHORIZATION FOR THIS PROGRAM.

This funding is needed in order to maximize organizational effectiveness at the Children's Trust Fund by hiring a vacant FTE and re-structuring the job duties and responsibilities of staff at CTF. Although the Trust Fund has the necessary funding to pay for this, we do not have the spending authority to make these changes.

NEW DECISION ITEM

RANK: 5

Department Office of Administration	Budget Unit 31315
Division Assigned Programs	
Children's Trust Fund DI# 1300045	HB Section 5.150

4. DESCRIBE THE DETAILED ASSUMPTIONS USED TO DERIVE THE SPECIFIC REQUESTED AMOUNT. (How did you determine that the requested number of FTE were appropriate? From what source or standard did you derive the requested levels of funding? Were alternatives such as outsourcing or automation considered? If based on new legislation, does request tie to TAFP fiscal note? If not, explain why. Detail which portions of the request are one-times and how those amounts were calculated.)

The amount being requested is: \$30,504 for hire the vacant Office Support Assistant FTE. This amount is the maximum amount of the pay plan for an Office Support Assistant, and would not be initial starting salary. Rather, obtaining the maximum spending authority gives the Trust Fund the possibility of making step increases as the individual demonstrates value and earns tenure. Hiring an Office Support Assistant would allow the Trust Fund to shift the position of the current Executive I to an Executive II, assisting in the much-needed monitoring and technical assistance to CTF's more than 80 grantees. This change would result in a maximum increase of \$7,332. Additionally, CTF is requesting spending authority to allow for pay plan increases, if merited, of the current public information coordination, program coordinator and executive director totaling \$19,615.

5. BREAK DOWN THE REQUEST BY BUDGET OBJECT CLASS, JOB CLASS, AND FUND SOURCE. IDENTIFY ONE-TIME COSTS.

Budget Object Class/Job Class	Dept Req	Dept Req	Dept Req	Dept Req	Dept Req	Dept Req	Dept Req	Dept Req	Dept Req	Dept Req	E
	GR	GR	FED	FED	OTHER	OTHER	TOTAL	TOTAL	One-Time		
	DOLLARS	FTE	DOLLARS	FTE	DOLLARS	FTE	DOLLARS	FTE	DOLLARS		
							0				
							0	0.0			
Total PS	0	0.0	0	0.0	0	0.0	0	0.0	0	0	
							0				
							0				
Total EE	0		0		0		0			0	
Program Distributions							0				
Total PSD	0		0		0		0			0	
Transfers							0				
Total TRF	0		0		0		0			0	
Grand Total	0	0.0	0	0.0	0	0.0	0	0.0	0	0	

NEW DECISION ITEM
RANK: 5

Department Office of Administration				Budget Unit		<u>31315</u>				
Division Assigned Programs										
Children's Trust Fund		DI# 1300045		HB Section		<u>5.150</u>				
Budget Object Class/Job Class	Gov Rec GR DOLLARS	Gov Rec GR FTE	Gov Rec FED DOLLARS	Gov Rec FED FTE	Gov Rec OTHER DOLLARS	Gov Rec OTHER FTE	Gov Rec TOTAL DOLLARS	Gov Rec TOTAL FTE	Gov Rec One-Time DOLLARS	E
Various					57,451		57,451	0.0		
Total PS	<u>0</u>	<u>0.0</u>	<u>0</u>	<u>0.0</u>	<u>57,451</u>	<u>0.0</u>	<u>57,451</u>	<u>0.0</u>	<u>0</u>	
							0			
							0			
							0			
Total EE	<u>0</u>		<u>0</u>		<u>0</u>		<u>0</u>		<u>0</u>	
Program Distributions							0			
Total PSD	<u>0</u>		<u>0</u>		<u>0</u>		<u>0</u>		<u>0</u>	
Transfers							0			
Total TRF	<u>0</u>		<u>0</u>		<u>0</u>		<u>0</u>		<u>0</u>	
Grand Total	<u>0</u>	<u>0.0</u>	<u>0</u>	<u>0.0</u>	<u>57,451</u>	<u>0.0</u>	<u>57,451</u>	<u>0.0</u>	<u>0</u>	

NEW DECISION ITEM

RANK: 5

Department <u>Office of Administration</u>	Budget Unit <u>31315</u>
Division Assigned Programs	
Children's Trust Fund <u>DI# 1300045</u>	HB Section <u>5.150</u>

6. PERFORMANCE MEASURES (If new decision item has an associated core, separately identify projected performance with & without additional funding.)

6a. Provide an effectiveness measure.

N/A

6b. Provide an efficiency measure.

N/A

6c. Provide the number of clients/individuals served, if applicable.

N/A

6d. Provide a customer satisfaction measure, if available.

N/A

7. STRATEGIES TO ACHIEVE THE PERFORMANCE MEASUREMENT TARGETS:

N/A

OA REPORT 10 FY 2019 GOVERNOR REC

DECISION ITEM DETAIL

Budget Unit	FY 2017	FY 2017	FY 2018	FY 2018	FY 2019	FY 2019	FY 2019	FY 2019
Decision Item	ACTUAL	ACTUAL	BUDGET	BUDGET	DEPT REQ	DEPT REQ	GOV REC	GOV REC
Budget Object Class	DOLLAR	FTE	DOLLAR	FTE	DOLLAR	FTE	DOLLAR	FTE
CHILDREN'S TRUST FUND - OPER								
Children's Trust Fund - PS - 1300045								
OFFICE SUPPORT ASSISTANT	0	0.00	0	0.00	0	0.00	30,504	0.00
PUBLIC INFORMATION COOR	0	0.00	0	0.00	0	0.00	7,000	0.00
EXECUTIVE I	0	0.00	0	0.00	0	0.00	4,447	0.00
PLANNER III	0	0.00	0	0.00	0	0.00	7,500	0.00
PRINCIPAL ASST BOARD/COMMISSON	0	0.00	0	0.00	0	0.00	8,000	0.00
TOTAL - PS	0	0.00	0	0.00	0	0.00	57,451	0.00
GRAND TOTAL	\$0	0.00	\$0	0.00	\$0	0.00	\$57,451	0.00
GENERAL REVENUE	\$0	0.00	\$0	0.00	\$0	0.00	\$0	0.00
FEDERAL FUNDS	\$0	0.00	\$0	0.00	\$0	0.00	\$0	0.00
OTHER FUNDS	\$0	0.00	\$0	0.00	\$0	0.00	\$57,451	0.00

OA REPORT 9 FY 2019 GOVERNOR REC

DECISION ITEM SUMMARY

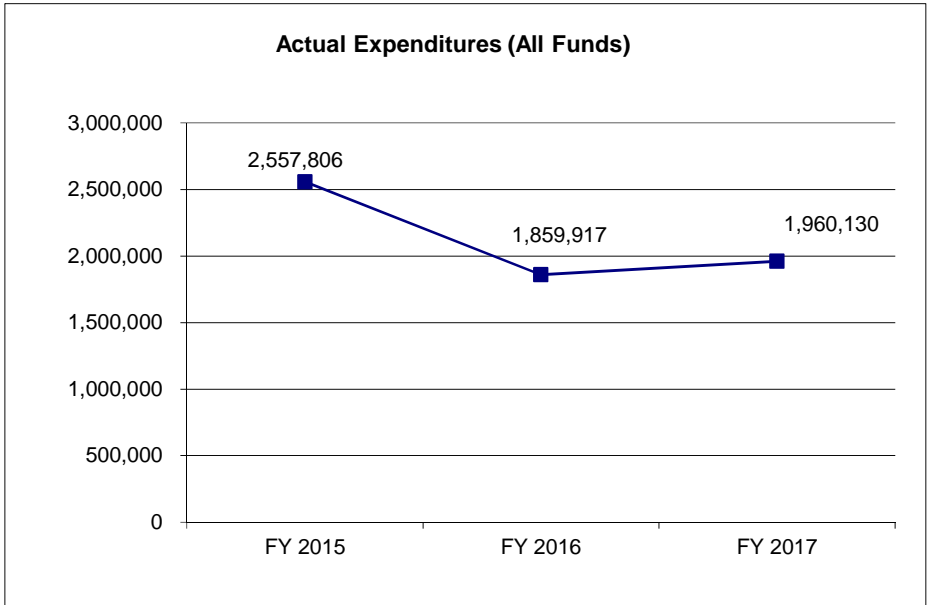
Budget Unit								
Decision Item	FY 2017	FY 2017	FY 2018	FY 2018	FY 2019	FY 2019	FY 2019	FY 2019
Budget Object Summary	ACTUAL	ACTUAL	BUDGET	BUDGET	DEPT REQ	DEPT REQ	GOV REC	GOV REC
Fund	DOLLAR	FTE	DOLLAR	FTE	DOLLAR	FTE	DOLLAR	FTE
CTF-PROGRAM								
CORE								
PROGRAM-SPECIFIC								
CHILDREN'S TRUST	1,960,130	0.00	2,800,000	0.00	2,800,000	0.00	2,800,000	0.00
TOTAL - PD	1,960,130	0.00	2,800,000	0.00	2,800,000	0.00	2,800,000	0.00
TOTAL	1,960,130	0.00	2,800,000	0.00	2,800,000	0.00	2,800,000	0.00
GRAND TOTAL	\$1,960,130	0.00	\$2,800,000	0.00	\$2,800,000	0.00	\$2,800,000	0.00

CORE DECISION ITEM

Department - Office of Administration	Budget Unit	<u>31316</u>
Division - Assigned Program		
Core - CTF Program Distributions	HB Section	<u>5.150</u>

4. FINANCIAL HISTORY

	<u>FY 2015 Actual</u>	<u>FY 2016 Actual</u>	<u>FY 2017 Actual</u>	<u>FY 2018 Current Yr.</u>
Appropriation (All Funds)	3,360,000	3,360,000	2,800,000	2,800,000
Less Reverted (All Funds)	0	0	0	N/A
Less Restricted (All Funds)	0	0	0	N/A
Budget Authority (All Funds)	3,360,000	3,360,000	2,800,000	N/A
Actual Expenditures (All Funds)	<u>2,557,806</u>	<u>1,859,917</u>	<u>1,960,130</u>	N/A
Unexpended (All Funds)	<u>802,194</u>	<u>1,500,083</u>	<u>839,870</u>	N/A
Unexpended, by Fund:				
General Revenue	0	0	0	N/A
Federal	0	0	0	N/A
Other	802,194	1,500,083	839,870	N/A



Reverted includes the statutory three-percent reserve amount (when applicable).

Restricted includes any Governor's Expenditure Restrictions which remained at the end of the fiscal year (when applicable).

NOTES:

CORE RECONCILIATION DETAIL

STATE
CTF-PROGRAM

5. CORE RECONCILIATION DETAIL

	Budget Class	FTE	GR	Federal	Other	Total	Explanation
TAFP AFTER VETOES							
	PD	0.00	0	0	2,800,000	2,800,000	
	Total	0.00	0	0	2,800,000	2,800,000	
DEPARTMENT CORE REQUEST							
	PD	0.00	0	0	2,800,000	2,800,000	
	Total	0.00	0	0	2,800,000	2,800,000	
GOVERNOR'S RECOMMENDED CORE							
	PD	0.00	0	0	2,800,000	2,800,000	
	Total	0.00	0	0	2,800,000	2,800,000	

OA REPORT 10 FY 2019 GOVERNOR REC

DECISION ITEM DETAIL

Budget Unit	FY 2017	FY 2017	FY 2018	FY 2018	FY 2019	FY 2019	FY 2019	FY 2019
Decision Item	ACTUAL	ACTUAL	BUDGET	BUDGET	DEPT REQ	DEPT REQ	GOV REC	GOV REC
Budget Object Class	DOLLAR	FTE	DOLLAR	FTE	DOLLAR	FTE	DOLLAR	FTE
CTF-PROGRAM								
CORE								
PROGRAM DISTRIBUTIONS	1,960,130	0.00	2,800,000	0.00	2,800,000	0.00	2,800,000	0.00
TOTAL - PD	1,960,130	0.00	2,800,000	0.00	2,800,000	0.00	2,800,000	0.00
GRAND TOTAL	\$1,960,130	0.00	\$2,800,000	0.00	\$2,800,000	0.00	\$2,800,000	0.00
GENERAL REVENUE	\$0	0.00	\$0	0.00	\$0	0.00	\$0	0.00
FEDERAL FUNDS	\$0	0.00	\$0	0.00	\$0	0.00	\$0	0.00
OTHER FUNDS	\$1,960,130	0.00	\$2,800,000	0.00	\$2,800,000	0.00	\$2,800,000	0.00

PROGRAM DESCRIPTION

Department Office of Administration	HB Section 5.150
Program Name Children's Trust Fund - Prevention of Child Abuse/Neglect	
Program is found in the following core budget(s): CTF Operating & CTF Program	

1a. What strategic priority does this program address?

To Reduce Child Abuse and Neglect.

1b. What does this program do?

Funding from the Children's Trust Fund (CTF) provides grants to community-based organizations to prevent child abuse and neglect. In FY18 Children's Trust Fund is providing 87 prevention grants, supporting activities including mentoring and support of teen parents, home visitation services for high risk parents and parents with medically fragile children, distribution and education on safe sleep, parent education and skill building services, respite care for parents through crisis nurseries, hospital-based education programs for parents with newborns to prevent abusive head trauma, child sexual abuse prevention/education and professional development opportunities for prevention practitioners in Missouri. CTF also conducts numerous public awareness campaigns including the prevention of abusive head trauma, safe sleep awareness and education, emotional abuse prevention and promotion of the protective factors that strengthen families.

2. What is the authorization for this program, i.e., federal or state statute, etc.? (Include the federal program number, if applicable.)

Sections 210.170 - 210.173, RSMo

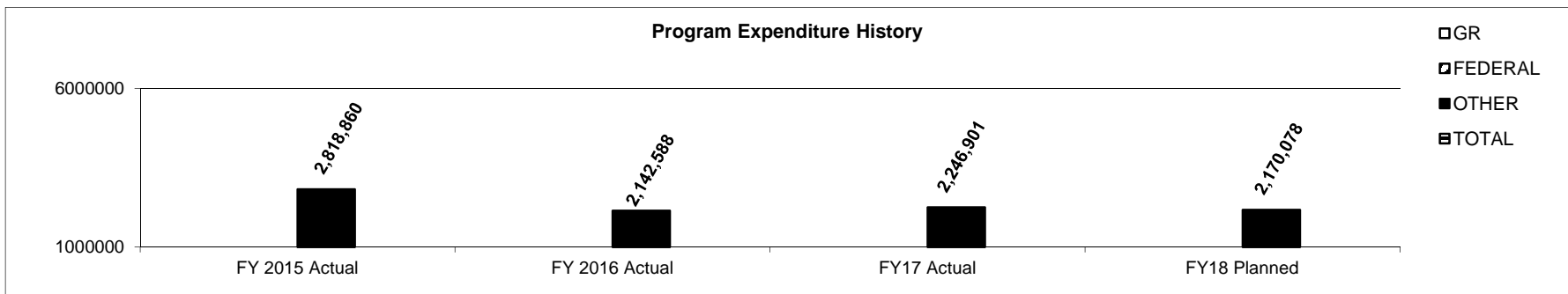
3. Are there federal matching requirements? If yes, please explain.

No

4. Is this a federally mandated program? If yes, please explain.

No

5. Provide actual expenditures for the prior three fiscal years and planned expenditures for the current fiscal year.



PROGRAM DESCRIPTION

Department Office of Administration	HB Section 5.150
Program Name Children's Trust Fund - Prevention of Child Abuse/Neglect	
Program is found in the following core budget(s): CTF Operating & CTF Program	

6. What are the sources of the "Other " funds?

Donations, federal grant, license plate fees, vital record fees, marriage license fees, and income tax check-off.
Sections 210.173, 143.100, 193.265, 451.151, and 301.463, RSMo

7a. Provide an effectiveness measure.

Statistics provided by Children's Division, State Technical Assistance Team - DSS

Abusive Head Trauma Fatalities

2013	2014	2015	2016
6	8	8	8

Sleep-Related Deaths

	2013	2014	2015	2016
Total	90	93	94	94
Suffocation	75	79	71	77
SIDS	6	11	14	7
Undetermined	6	2	6	8
Illness/natural	3	1	3	2

Child Abuse Fatalities (calendar year)

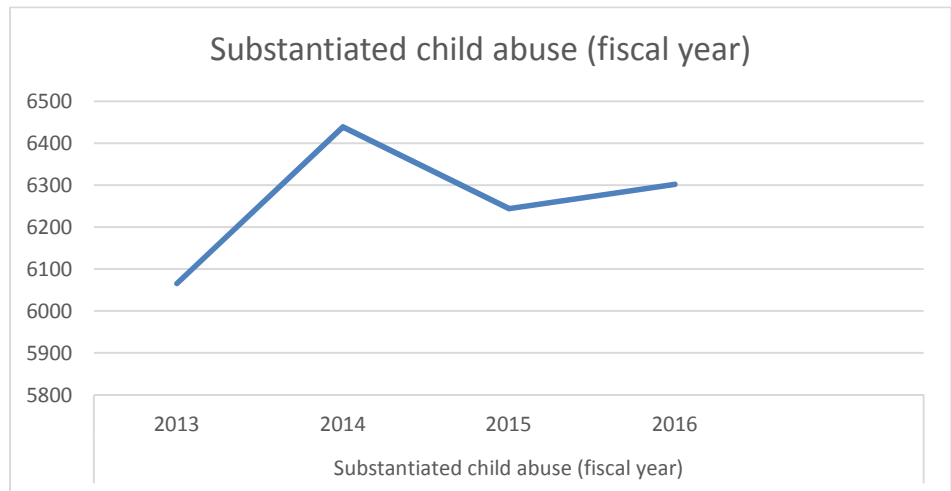
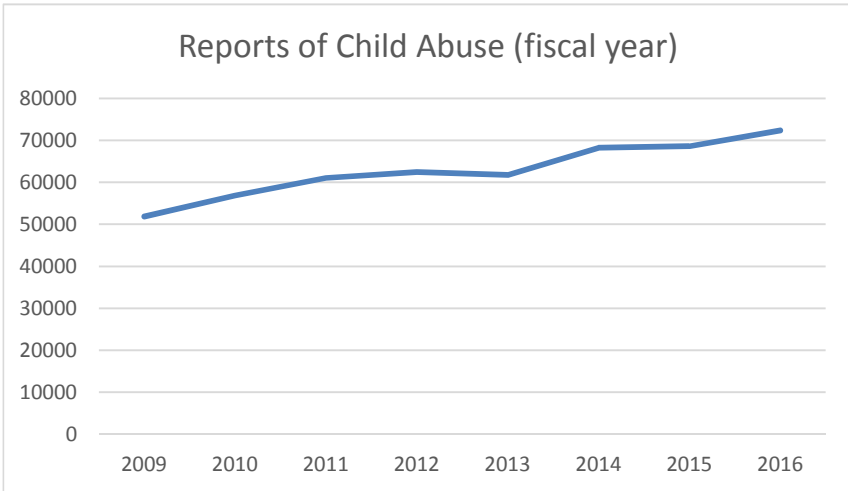
2006	2007	2008	2009	2010	2011	2012	2013	2014	2015	2016
79	86	98	109	86	65	86	68	60	64	77



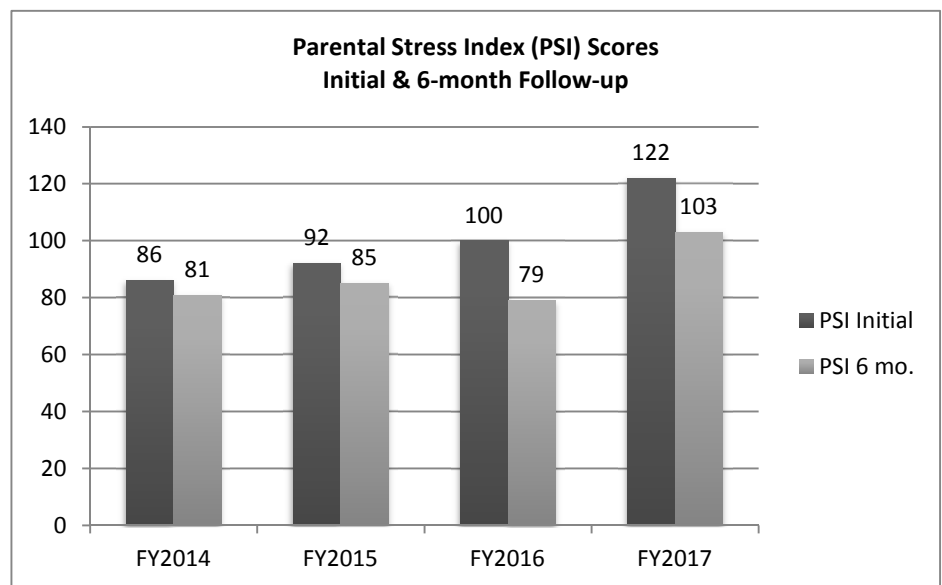
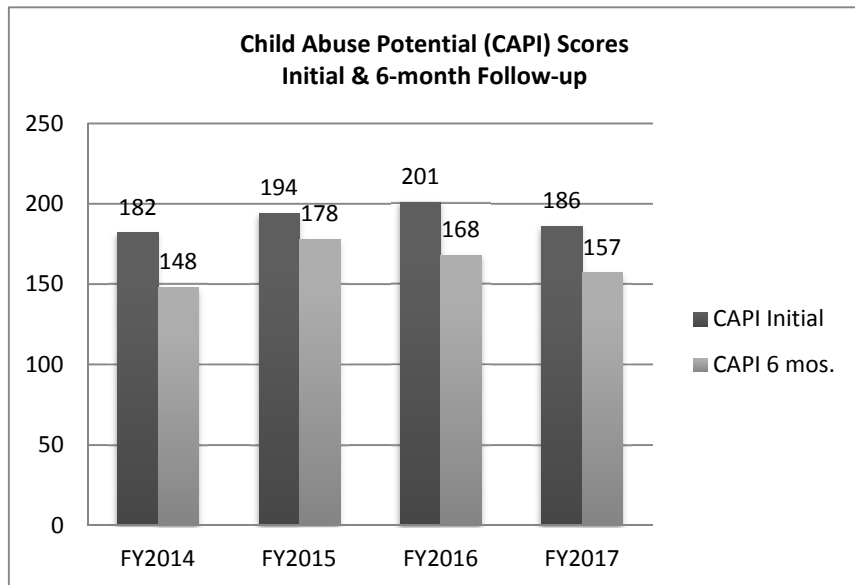
PROGRAM DESCRIPTION

Department Office of Administration
Program Name Children's Trust Fund - Prevention of Child Abuse/Neglect
Program is found in the following core budget(s): CTF Operating & CTF Program

HB Section 5.150



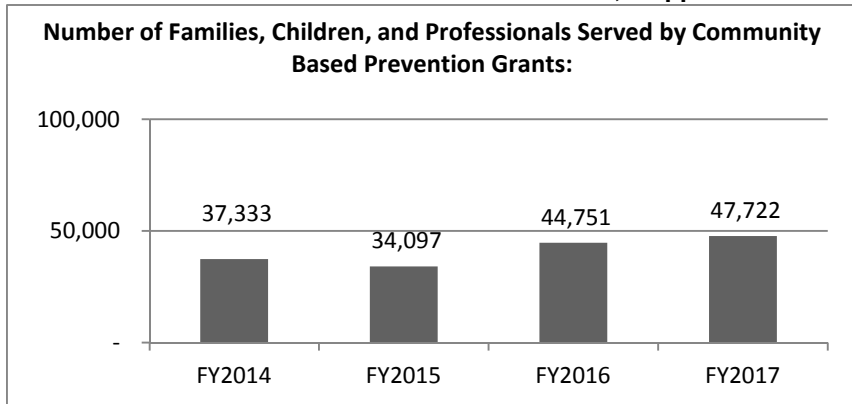
7b. Provide an efficiency measure.



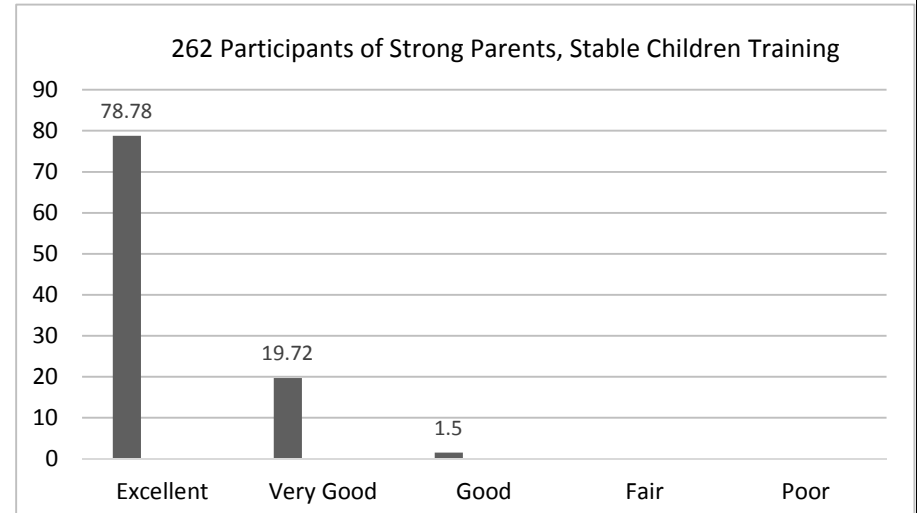
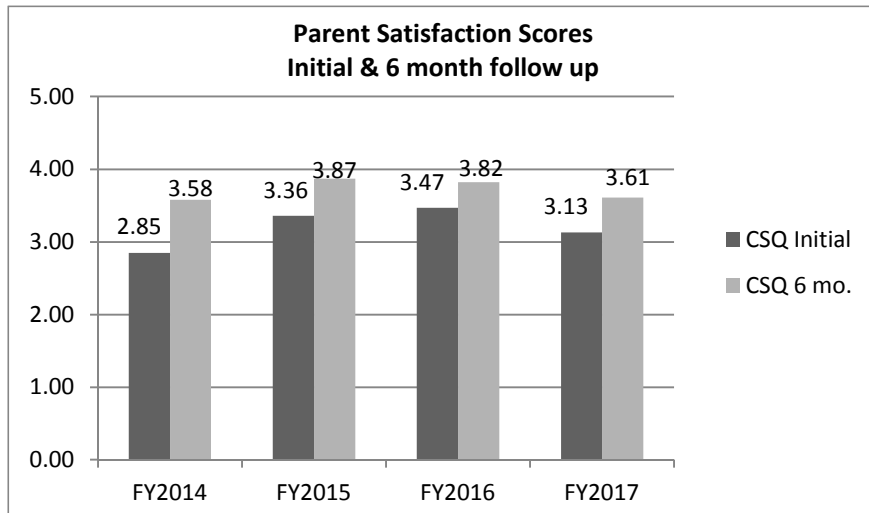
PROGRAM DESCRIPTION

Department Office of Administration	HB Section 5.150
Program Name Children's Trust Fund - Prevention of Child Abuse/Neglect	
Program is found in the following core budget(s): CTF Operating & CTF Program	

7c. Provide the number of clients/individuals served, if applicable.



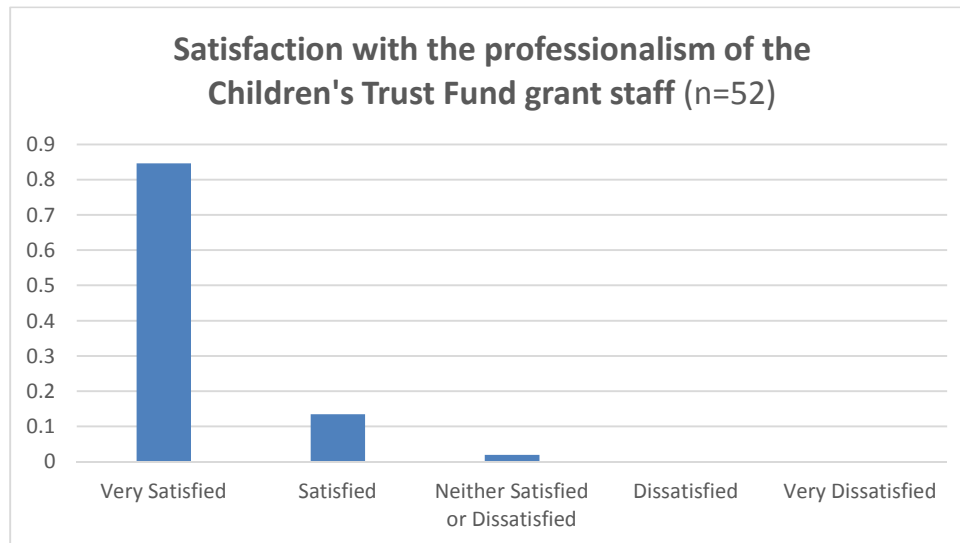
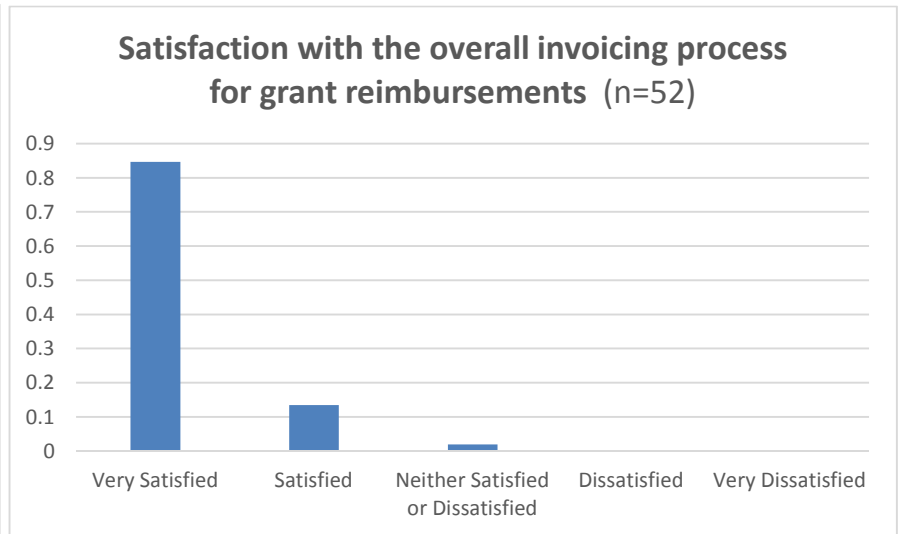
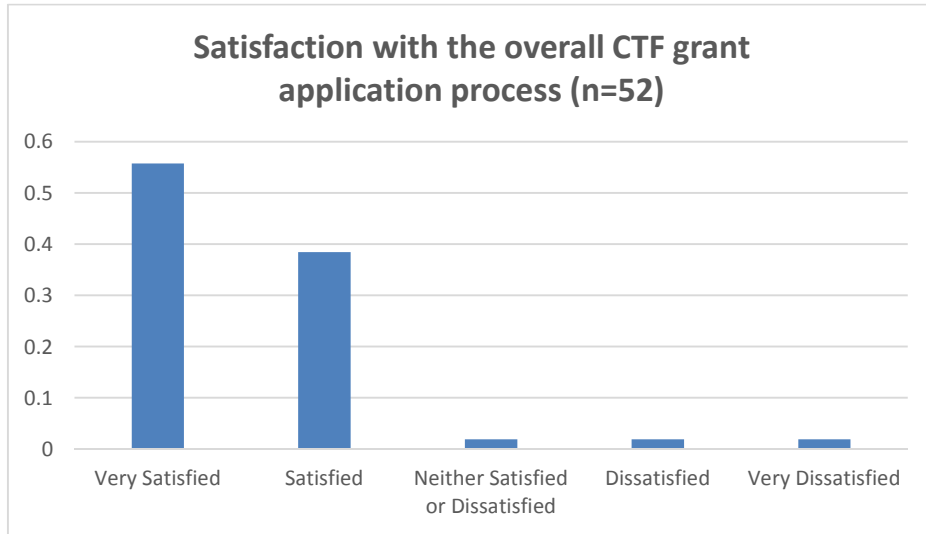
7d. Provide a customer satisfaction measure, if available.



PROGRAM DESCRIPTION

Department Office of Administration
Program Name Children's Trust Fund - Prevention of Child Abuse/Neglect
Program is found in the following core budget(s): CTF Operating & CTF Program

HB Section 5.150



OA REPORT 9 FY 2019 GOVERNOR REC

DECISION ITEM SUMMARY

Budget Unit								
Decision Item	FY 2017	FY 2017	FY 2018	FY 2018	FY 2019	FY 2019	FY 2019	FY 2019
Budget Object Summary	ACTUAL	ACTUAL	BUDGET	BUDGET	DEPT REQ	DEPT REQ	GOV REC	GOV REC
Fund	DOLLAR	FTE	DOLLAR	FTE	DOLLAR	FTE	DOLLAR	FTE
GOV COUNCIL ON DISABILITY								
CORE								
PERSONAL SERVICES								
GENERAL REVENUE	158,448	3.67	178,993	4.00	178,993	4.00	178,993	4.00
TOTAL - PS	158,448	3.67	178,993	4.00	178,993	4.00	178,993	4.00
EXPENSE & EQUIPMENT								
GENERAL REVENUE	32,452	0.00	19,618	0.00	19,618	0.00	19,618	0.00
TOTAL - EE	32,452	0.00	19,618	0.00	19,618	0.00	19,618	0.00
TOTAL	190,900	3.67	198,611	4.00	198,611	4.00	198,611	4.00
Pay Plan - 0000012								
PERSONAL SERVICES								
GENERAL REVENUE	0	0.00	0	0.00	0	0.00	1,950	0.00
TOTAL - PS	0	0.00	0	0.00	0	0.00	1,950	0.00
TOTAL	0	0.00	0	0.00	0	0.00	1,950	0.00
GRAND TOTAL	\$190,900	3.67	\$198,611	4.00	\$198,611	4.00	\$200,561	4.00

CORE DECISION ITEM

Department	Office of Administration	Budget Unit	31430
Division	Assigned Programs		
Core	Governor's Council on Disability	HB Section	5.155

1. CORE FINANCIAL SUMMARY

	FY 2019 Budget Request						FY 2019 Governor's Recommendation				
	GR	Federal	Other	Total	E		GR	Federal	Other	Total	E
PS	178,993	0	0	178,993		PS	178,993	0	0	178,993	
EE	19,618	0	0	19,618		EE	19,618	0	0	19,618	
PSD	0	0	0	0		PSD	0	0	0	0	
TRF	0	0	0	0		TRF	0	0	0	0	
Total	198,611	0	0	198,611		Total	198,611	0	0	198,611	
FTE	4.00	0.00	0.00	4.00		FTE	4.00	0.00	0.00	4.00	

Est. Fringe	96,313	0	0	96,313
--------------------	--------	---	---	--------

Note: Fringes budgeted in House Bill 5 except for certain fringes budgeted directly to MoDOT, Highway Patrol, and Conservation.

Est. Fringe	96,313	0	0	96,313
--------------------	--------	---	---	--------

Note: Fringes budgeted in House Bill 5 except for certain fringes budgeted directly to MoDOT, Highway Patrol, and Conservation.

Other Funds:

Other Funds:

2. CORE DESCRIPTION

The Governor's Council on Disability (GCD) provides leadership, education, and assistance to persons with disabilities and state government through:

1. Technical Assistance and Referral
2. Presentations and education on the Americans with Disabilities Act, disability rights, disability etiquette, service animals, and advocacy
3. Providing recommendations to state and local government on policies and practices which promote inclusion in community life for persons with disabilities
4. Advising employers on hiring and employment practices of persons with disabilities
5. Providing an annual Youth Leadership Forum for high school students ages 16-21 with disabilities residing in Missouri
6. Educating consumers on the legislative process and distributing the disability Legislative Update during the Missouri legislative session
7. Recognizing best practices in Missouri of Inclusion, Youth Leadership, and Website Accessibility

3. PROGRAM LISTING (list programs included in this core funding)

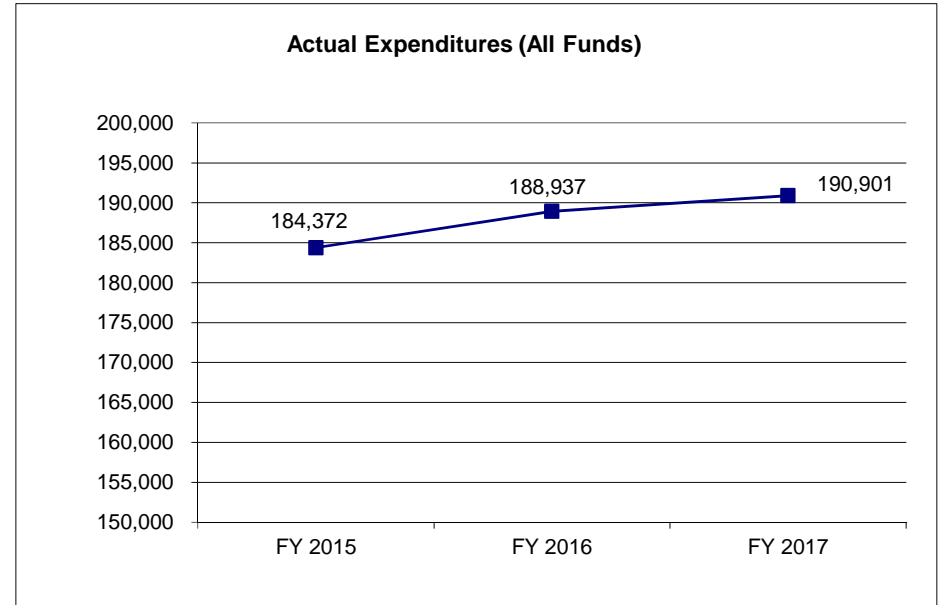
GCD: technical assistance and referral; presentations and education on disability, service animals, and the Americans with Disabilities Act; provide recommendations to state and local government on policies which promote inclusion; advising employers on hiring and employment of individuals with disabilities; educate consumers on the legislative process and on progress of the legislative session; annual Youth Leadership Forum and additional activities for graduates of the program throughout the year; recognize best practices in the areas of Inclusion, Youth Leadership, and Website Accessibility

CORE DECISION ITEM

Department	Office of Administration	Budget Unit	31430
Division	Assigned Programs		
Core	Governor's Council on Disability	HB Section	5.155

4. FINANCIAL HISTORY

	FY 2015 Actual	FY 2016 Actual	FY 2017 Actual	FY 2018 Current Yr.
Appropriation (All Funds)	194,159	195,101	213,611	198,611
Less Reverted (All Funds)	(5,825)	(5,853)	(6,409)	N/A
Less Restricted (All Funds)	0	0	0	N/A
Budget Authority (All Funds)	188,334	189,248	207,202	N/A
Actual Expenditures (All Funds)	184,372	188,937	190,901	N/A
Unexpended (All Funds)	3,962	311	16,301	N/A
Unexpended, by Fund:				
General Revenue	3,962	311	16,301	N/A
Federal	0	0	0	N/A
Other	0	0	0	N/A
	(1)		(2)	



Reverted includes the statutory three-percent reserve amount (when applicable).

Restricted includes any Governor's Expenditure Restrictions which remained at the end of the fiscal year (when applicable).

NOTES:

1. The amount of unexpended GR funds in FY15 is a result of a vacancy in the executive director position from March 1 - April 7, 2015.
2. The amount of unexpended GR funds in FY17 is a result of a vacancy in the executive director position from January 9, 2017 to March 1, 2017 and vacancies in the disability program specialist position from August 1, 2016 to September 16, 2016 and March 3, 2017 to May 22, 2017.

CORE RECONCILIATION DETAIL

STATE
GOV COUNCIL ON DISABILITY

5. CORE RECONCILIATION DETAIL

	Budget Class	FTE	GR	Federal	Other	Total	Explanation
TAFP AFTER VETOES							
	PS	4.00	178,993	0	0	178,993	
	EE	0.00	19,618	0	0	19,618	
	Total	4.00	198,611	0	0	198,611	
DEPARTMENT CORE REQUEST							
	PS	4.00	178,993	0	0	178,993	
	EE	0.00	19,618	0	0	19,618	
	Total	4.00	198,611	0	0	198,611	
GOVERNOR'S RECOMMENDED CORE							
	PS	4.00	178,993	0	0	178,993	
	EE	0.00	19,618	0	0	19,618	
	Total	4.00	198,611	0	0	198,611	

FLEXIBILITY REQUEST FORM

BUDGET UNIT NUMBER: 31430	DEPARTMENT: Office of Administration
BUDGET UNIT NAME: Governor's Council on Disability	
HOUSE BILL SECTION: 5.155	DIVISION: Assigned Programs

1. Provide the amount by fund of personal service flexibility and the amount by fund of expense and equipment flexibility you are requesting in dollar and percentage terms and explain why the flexibility is needed. If flexibility is being requested among divisions, provide the amount by fund of flexibility you are requesting in dollar and percentage terms and explain why the flexibility is needed.

DEPARTMENT REQUEST

The Governor's Council on Disability requests 10% flexibility between Personal Services and Expense & Equipment. The flexibility will allow the Governor's Council on Disability to manage the limited appropriations effectively and efficiently.

2. Estimate how much flexibility will be used for the budget year. How much flexibility was used in the Prior Year Budget and the Current Year Budget? Please specify the amount.

PRIOR YEAR ACTUAL AMOUNT OF FLEXIBILITY USED	CURRENT YEAR ESTIMATED AMOUNT OF FLEXIBILITY THAT WILL BE USED	BUDGET REQUEST ESTIMATED AMOUNT OF FLEXIBILITY THAT WILL BE USED
\$0.00	unknown	unknown

3. Please explain how flexibility was used in the prior and/or current years.

PRIOR YEAR EXPLAIN ACTUAL USE	CURRENT YEAR EXPLAIN PLANNED USE
NA	Flexibility would be used to effectively and efficiently manage limited resources as needed for FTE or EE expenditures.

OA REPORT 10 FY 2019 GOVERNOR REC

DECISION ITEM DETAIL

Budget Unit	FY 2017	FY 2017	FY 2018	FY 2018	FY 2019	FY 2019	FY 2019	FY 2019
Decision Item	ACTUAL	ACTUAL	BUDGET	BUDGET	DEPT REQ	DEPT REQ	GOV REC	GOV REC
Budget Object Class	DOLLAR	FTE	DOLLAR	FTE	DOLLAR	FTE	DOLLAR	FTE
GOV COUNCIL ON DISABILITY								
CORE								
INFORMATION TECHNOLOGIST I	33	0.00	0	0.00	0	0.00	0	0.00
INFORMATION TECHNOLOGIST IV	394	0.01	0	0.00	0	0.00	0	0.00
EXECUTIVE I	40,188	1.00	0	1.00	41,820	1.00	41,820	1.00
EXECUTIVE II	0	0.00	41,820	0.00	0	0.00	0	0.00
DISABILITY PROGRAM REP	35,611	1.00	37,167	1.00	37,167	1.00	37,167	1.00
DISABILITY PROGRAM SPEC	31,829	0.78	41,854	1.00	41,854	1.00	41,854	1.00
PRINCIPAL ASST BOARD/COMMISSON	50,393	0.88	58,152	1.00	58,152	1.00	58,152	1.00
TOTAL - PS	158,448	3.67	178,993	4.00	178,993	4.00	178,993	4.00
TRAVEL, IN-STATE	7,800	0.00	3,501	0.00	3,501	0.00	3,501	0.00
TRAVEL, OUT-OF-STATE	2,841	0.00	1,206	0.00	1,206	0.00	1,206	0.00
SUPPLIES	4,725	0.00	2,400	0.00	2,400	0.00	2,400	0.00
PROFESSIONAL DEVELOPMENT	5,604	0.00	4,219	0.00	4,219	0.00	4,219	0.00
COMMUNICATION SERV & SUPP	2,586	0.00	2,804	0.00	2,804	0.00	2,804	0.00
PROFESSIONAL SERVICES	3,328	0.00	3,368	0.00	3,368	0.00	3,368	0.00
M&R SERVICES	81	0.00	61	0.00	61	0.00	61	0.00
OFFICE EQUIPMENT	4,751	0.00	500	0.00	500	0.00	500	0.00
OTHER EQUIPMENT	0	0.00	100	0.00	100	0.00	100	0.00
BUILDING LEASE PAYMENTS	395	0.00	800	0.00	800	0.00	800	0.00
MISCELLANEOUS EXPENSES	341	0.00	659	0.00	659	0.00	659	0.00
TOTAL - EE	32,452	0.00	19,618	0.00	19,618	0.00	19,618	0.00
GRAND TOTAL	\$190,900	3.67	\$198,611	4.00	\$198,611	4.00	\$198,611	4.00
GENERAL REVENUE	\$190,900	3.67	\$198,611	4.00	\$198,611	4.00	\$198,611	4.00
FEDERAL FUNDS	\$0	0.00	\$0	0.00	\$0	0.00	\$0	0.00
OTHER FUNDS	\$0	0.00	\$0	0.00	\$0	0.00	\$0	0.00

PROGRAM DESCRIPTION

Department Office of Administration HB Section(s): 5.155
 Program Name Governor's Council on Disability
 Program is found in the following core budget(s): Governor's Council on Disability

1a. What strategic priority does this program address?

Promoting community living and inclusion

1b. What does this program do?

The Governor's Council on Disability (GCD) provides leadership, education, and training to individuals with disabilities, state government, and other entities through: technical assistance and referrals; presentations and education; by staff participating in various work groups and councils; providing recommendations to state/local government on policies/practices which promote employment and inclusion in community life; major programs include Youth Leadership Forum, Legislative Education Project and Annual Awards: Inclusion, Youth Leadership, and Website/IT.

2. What is the authorization for this program, i.e., federal or state statute, etc.? (Include the federal program number, if applicable.)

Sections 37.795-37.745 RSMo

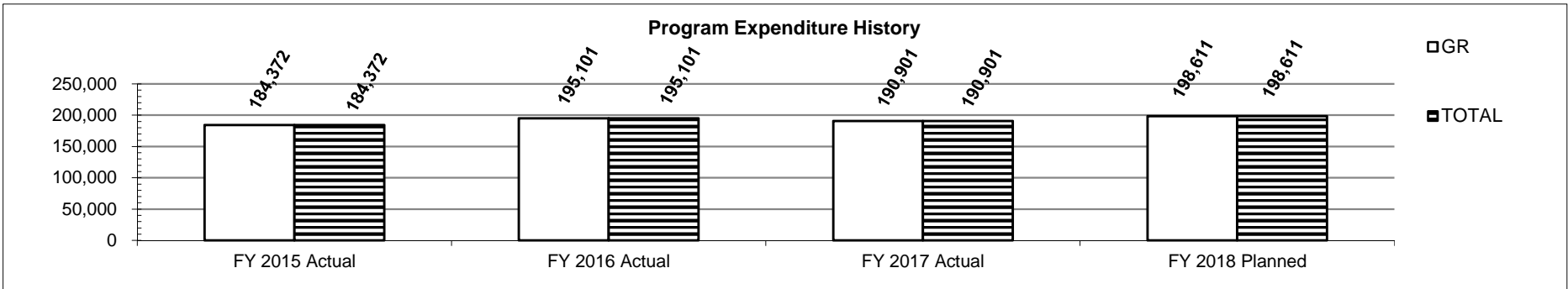
3. Are there federal matching requirements? If yes, please explain.

No

4. Is this a federally mandated program? If yes, please explain.

In 1947, President Truman issued an Executive Order establishing the President's Committee on Employment of the Handicapped. In 1949, Missouri established the Governor's Committee to do the same. In 1994, the statute was updated and mission broadened to disabilities in all facets of life.

5. Provide actual expenditures for the prior three fiscal years and planned expenditures for the current fiscal year.



6. What are the sources of the "Other " funds?

N/A

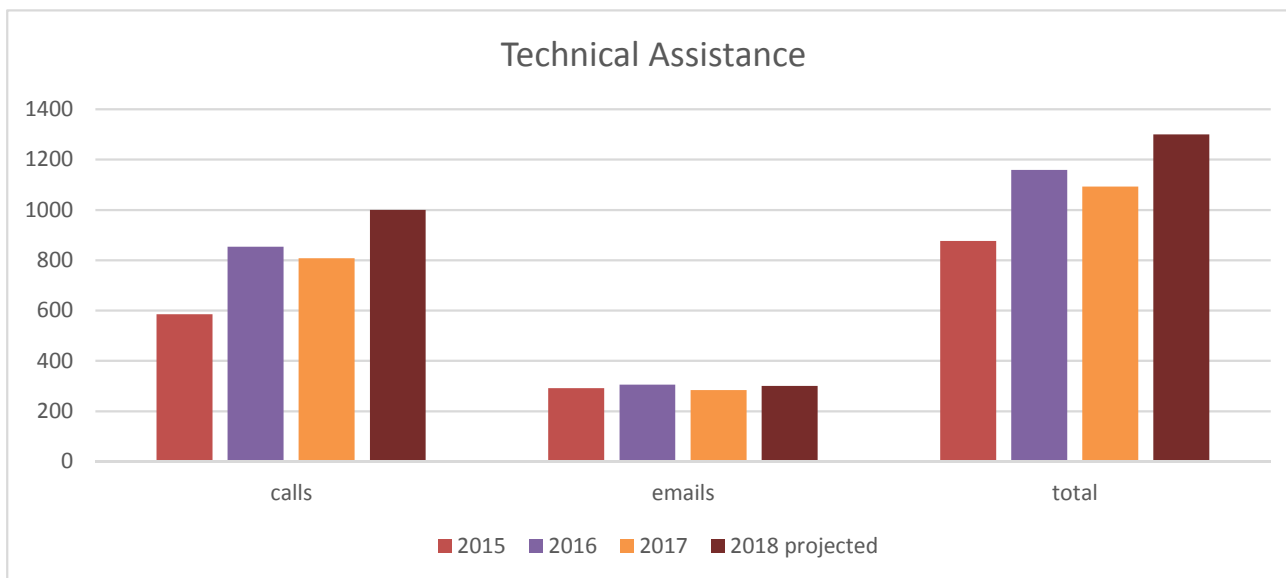
PROGRAM DESCRIPTION

Department Office of Administration
Program Name Governor's Council on Disability
Program is found in the following core budget(s): Governor's Council on Disability

HB Section(s): 5.155

7a. Provide an effectiveness measure.

The mission of the Governor's Council on Disability is to increase access, accommodations, independence, and employment for individuals with disabilities, and to reduce the stigma often associated with disability. The number of individuals served through all programs will increase as follows: technical assistance from 1150 to 2000; Youth Leadership Forum (YLF) from 29 delegates to 30 delegates; YLF delegates from 62/114 counties to 72 counties; presentations/educational trainings from 26 events to 35 events; transition fairs from 3 to 6; listserv from 1000 to 1500; Legislative Education Project from 70 participants to 80; annual award nominees from 22 to 30; all by June 30, 2020.



PROGRAM DESCRIPTION

Department Office of Administration

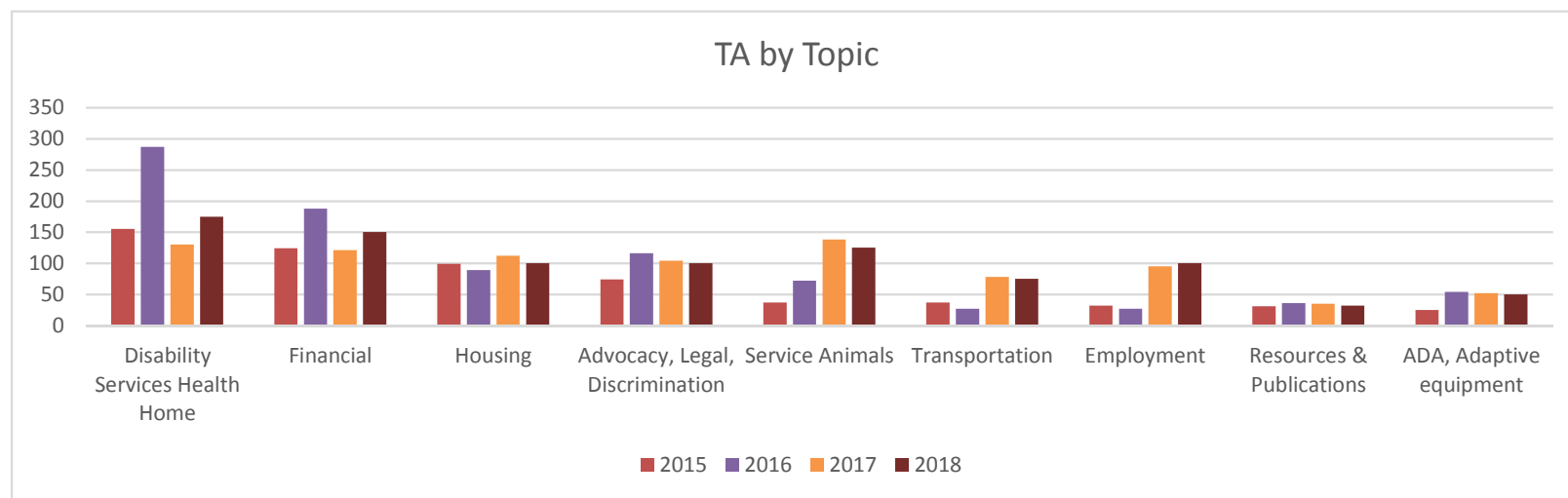
HB Section(s): 5.155

Program Name Governor's Council on Disability

Program is found in the following core budget(s): Governor's Council on Disability

7b. Provide an efficiency measure.

GCD will increase collaboration with departments and agencies throughout Missouri in order to meet the above goals. GCD staff will participate in monthly trainings in-house and cross-training of staff is also important for the agency to be more efficient. WebEx will be utilized for conference calls and to provide webinars for citizens and stakeholders in Missouri. Technical assistance calls will be categorized in order to be aware of issue frequency so staff may conduct additional research for more resources and/or be able to use the data to provide training regionally throughout Missouri.



PROGRAM DESCRIPTION

Department Office of Administration

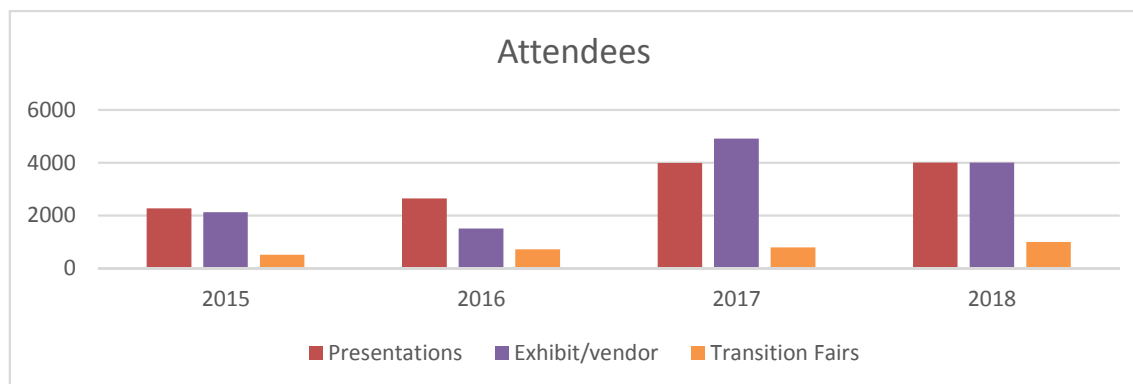
HB Section(s): 5.155

Program Name Governor's Council on Disability

Program is found in the following core budget(s): Governor's Council on Disability

7c. Provide the number of clients/individuals served, if applicable.

Technical Assistance calls/e-mails: 1,150+ (2016); Missouri Youth Leadership Forum for Students with Disabilities: 24 delegates and 11 alumni participated in 2017. Number of individuals attending presentations: 4,800+ (26 programs and 12 conference and transition fair exhibits in 2016). Listserv of 1,000+ receive information on Legislative Update, Legislative Education Project, Inclusion, Youth Leadership, and Website award programs, Missouri Youth Leadership Forum, education and other disability-related information. Over 72,000 page views of the Disability Web Portal in 2016. Social media accounts are newer and have 1,020 followers in summer 2017. All numbers served are consistently increasing in 2017.



7d. Provide a customer satisfaction measure, if available.

Customer satisfaction measures by survey form are used for each program including technical assistance calls, education and training, Legislative Education Project and Youth Leadership Forum. Informational emails are sent and customer satisfaction is also reported via email, calls, and social media.

Increase the percentage of agency core services where customer satisfaction is measured for all core programs and will be measured as 95% satisfied by June 30, 2020.

OA REPORT 9 FY 2019 GOVERNOR REC

DECISION ITEM SUMMARY

Budget Unit								
Decision Item	FY 2017	FY 2017	FY 2018	FY 2018	FY 2019	FY 2019	FY 2019	FY 2019
Budget Object Summary	ACTUAL	ACTUAL	BUDGET	BUDGET	DEPT REQ	DEPT REQ	GOV REC	GOV REC
Fund	DOLLAR	FTE	DOLLAR	FTE	DOLLAR	FTE	DOLLAR	FTE
MO PUBLIC ENTITY RISK MGMT PG								
CORE								
PERSONAL SERVICES								
OA REVOLVING ADMINISTRATIVE TR	656,944	13.83	683,480	14.00	683,480	14.00	683,480	14.00
TOTAL - PS	656,944	13.83	683,480	14.00	683,480	14.00	683,480	14.00
EXPENSE & EQUIPMENT								
OA REVOLVING ADMINISTRATIVE TR	5,242	0.00	47,500	0.00	47,500	0.00	47,500	0.00
TOTAL - EE	5,242	0.00	47,500	0.00	47,500	0.00	47,500	0.00
TOTAL	662,186	13.83	730,980	14.00	730,980	14.00	730,980	14.00
Pay Plan - 0000012								
PERSONAL SERVICES								
OA REVOLVING ADMINISTRATIVE TR	0	0.00	0	0.00	0	0.00	5,850	0.00
TOTAL - PS	0	0.00	0	0.00	0	0.00	5,850	0.00
TOTAL	0	0.00	0	0.00	0	0.00	5,850	0.00
GRAND TOTAL	\$662,186	13.83	\$730,980	14.00	\$730,980	14.00	\$736,830	14.00

CORE DECISION ITEM

Department	Office of Administration	Budget Unit	31616
Division	Assigned Programs		
Core -	Missouri Public Entity Risk Management Program	HB Section	5.160

1. CORE FINANCIAL SUMMARY

	FY 2019 Budget Request				E		FY 2019 Governor's Recommendation				E
	GR	Federal	Other	Total			GR	Federal	Other	Total	
PS	0	0	683,480	683,480		PS	0	0	683,480	683,480	
EE	0	0	47,500	47,500		EE	0	0	47,500	47,500	
PSD	0	0	0	0		PSD	0	0	0	0	
TRF	0	0	0	0		TRF	0	0	0	0	
Total	0	0	730,980	730,980		Total	0	0	730,980	730,980	
FTE	0.00	0.00	14.00	14.00		FTE	0.00	0.00	14.00	14.00	

Est. Fringe	0	0	354,026	354,026
--------------------	---	---	---------	---------

Note: Fringes budgeted in House Bill 5 except for certain fringes budgeted directly to MoDOT, Highway Patrol, and Conservation.

Est. Fringe	0	0	354,026	354,026
--------------------	---	---	---------	---------

Note: Fringes budgeted in House Bill 5 except for certain fringes budgeted directly to MoDOT, Highway Patrol, and Conservation.

Other Funds: OA Revolving Administrative Trust Fund (0505)

Other Funds: OA Revolving Administrative Trust Fund (0505)

2. CORE DESCRIPTION

Core appropriation to pay for staff and related expenses required by the Missouri Public Entity Risk Management (MOPERM) Fund as set forth by Section 537.705(4), RSMo. All OA Revolving Administrative Trust Fund amounts expended through this appropriation are fully reimbursed from MOPERM funds generated from member premiums.

3. PROGRAM LISTING (list programs included in this core funding)

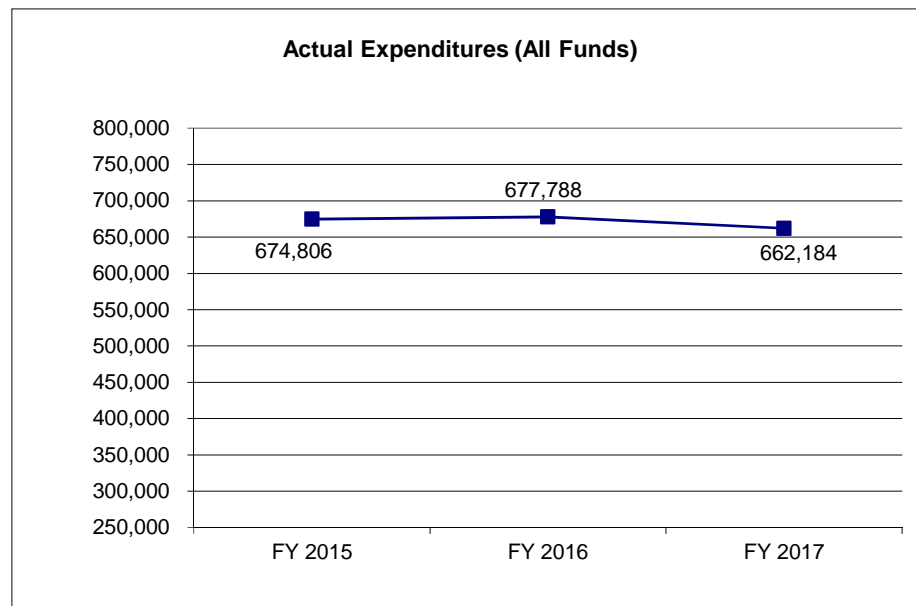
Missouri Public Entity Risk Management Program

CORE DECISION ITEM

Department	Office of Administration	Budget Unit	31616
Division	Assigned Programs		
Core -	Missouri Public Entity Risk Management Program	HB Section	5.160

4. FINANCIAL HISTORY

	FY 2015 Actual	FY 2016 Actual	FY 2017 Actual	FY 2018 Current Yr.
Appropriation (All Funds)	713,983	717,577	730,980	730,980
Less Reverted (All Funds)	0	0	0	N/A
Less Restricted (All Funds)	0	0	0	N/A
Budget Authority (All Funds)	713,983	717,577	730,980	N/A
Actual Expenditures (All Funds)	674,806	677,788	662,184	N/A
Unexpended (All Funds)	39,177	39,789	68,796	N/A
Unexpended, by Fund:				
General Revenue	0	0	0	N/A
Federal	0	0	0	N/A
Other	39,177	39,789	68,796	N/A



Reverted includes the statutory three-percent reserve amount (when applicable).

Restricted includes any Governor's Expenditure Restrictions which remained at the end of the fiscal year (when applicable).

NOTES:

CORE RECONCILIATION DETAIL

STATE
MO PUBLIC ENTITY RISK MGMT PG

5. CORE RECONCILIATION DETAIL

	Budget Class	FTE	GR	Federal	Other	Total	Explanation
TAFP AFTER VETOES							
	PS	14.00	0	0	683,480	683,480	
	EE	0.00	0	0	47,500	47,500	
	Total	14.00	0	0	730,980	730,980	
DEPARTMENT CORE REQUEST							
	PS	14.00	0	0	683,480	683,480	
	EE	0.00	0	0	47,500	47,500	
	Total	14.00	0	0	730,980	730,980	
GOVERNOR'S RECOMMENDED CORE							
	PS	14.00	0	0	683,480	683,480	
	EE	0.00	0	0	47,500	47,500	
	Total	14.00	0	0	730,980	730,980	

OA REPORT 10 FY 2019 GOVERNOR REC

DECISION ITEM DETAIL

Budget Unit	FY 2017	FY 2017	FY 2018	FY 2018	FY 2019	FY 2019	FY 2019	FY 2019
Decision Item	ACTUAL	ACTUAL	BUDGET	BUDGET	DEPT REQ	DEPT REQ	GOV REC	GOV REC
Budget Object Class	DOLLAR	FTE	DOLLAR	FTE	DOLLAR	FTE	DOLLAR	FTE
MO PUBLIC ENTITY RISK MGMT PG								
CORE								
ADMIN OFFICE SUPPORT ASSISTANT	35,611	1.00	35,640	1.00	35,640	1.00	35,640	1.00
INFORMATION TECHNOLOGIST III	39,676	1.00	39,708	1.00	39,708	1.00	39,708	1.00
ACCOUNTANT I	34,388	1.00	34,416	1.00	34,416	1.00	34,416	1.00
RISK MANAGEMENT TECH II	61,558	2.00	101,316	3.00	101,316	3.00	101,316	3.00
RISK MANAGEMENT SPEC I	136,581	3.00	96,984	2.00	96,984	2.00	96,984	2.00
RISK MANAGEMENT SPEC II	40,194	0.91	44,352	1.00	44,352	1.00	44,352	1.00
FISCAL & ADMINISTRATIVE MGR B1	61,762	1.00	61,944	1.00	61,944	1.00	61,944	1.00
OFFICE OF ADMINISTRATION MGR 1	158,135	2.92	179,881	3.00	179,881	3.00	179,881	3.00
PRINCIPAL ASST BOARD/COMMISSON	89,039	1.00	89,239	1.00	89,239	1.00	89,239	1.00
TOTAL - PS	656,944	13.83	683,480	14.00	683,480	14.00	683,480	14.00
SUPPLIES	1,810	0.00	25,000	0.00	25,000	0.00	25,000	0.00
PROFESSIONAL DEVELOPMENT	125	0.00	3,000	0.00	3,000	0.00	3,000	0.00
COMMUNICATION SERV & SUPP	1,975	0.00	12,000	0.00	12,000	0.00	12,000	0.00
PROFESSIONAL SERVICES	666	0.00	7,500	0.00	7,500	0.00	7,500	0.00
M&R SERVICES	666	0.00	0	0.00	0	0.00	0	0.00
TOTAL - EE	5,242	0.00	47,500	0.00	47,500	0.00	47,500	0.00
GRAND TOTAL	\$662,186	13.83	\$730,980	14.00	\$730,980	14.00	\$730,980	14.00
GENERAL REVENUE	\$0	0.00	\$0	0.00	\$0	0.00	\$0	0.00
FEDERAL FUNDS	\$0	0.00	\$0	0.00	\$0	0.00	\$0	0.00
OTHER FUNDS	\$662,186	13.83	\$730,980	14.00	\$730,980	14.00	\$730,980	14.00

PROGRAM DESCRIPTION

Department: Office of Administration	HB Section(s): 5.160
Program Name: Missouri Public Entity Risk Management Fund (MOPERM)	
Program is found in the following core budget(s): MOPERM Core	

1a. What strategic priority does this program address?

Ensures availability of liability and property coverage for public entities seeking such coverage.

1b. What does this program do?

MOPERM is a risk sharing pool providing Missouri public entities with liability and property coverage. Under Section 537.705(4), RSMo., the Office of Administration shall provide staff for MOPERM and be reimbursed for all expenses incurred on behalf of the fund.

2. What is the authorization for this program, i.e., federal or state statute, etc.? (Include the federal program number, if applicable.)

Section 537.700, RSMo. et seq. establishes MOPERM, defines the requirements for membership in the fund, provides for its supervision by a board of trustees, and delineates guidelines for its financial operation.

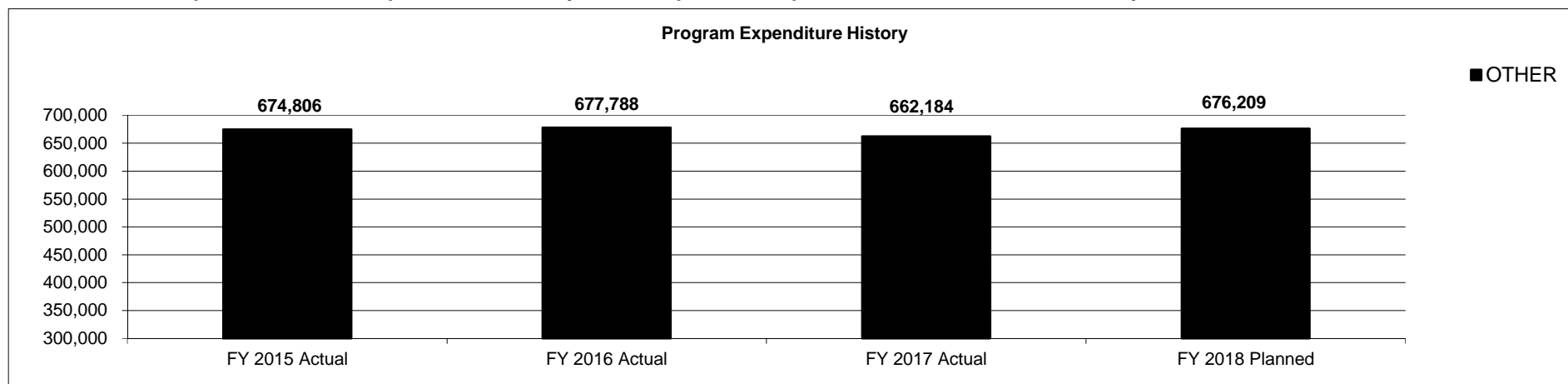
3. Are there federal matching requirements? If yes, please explain.

No

4. Is this a federally mandated program? If yes, please explain.

No

5. Provide actual expenditures for the prior three fiscal years and planned expenditures for the current fiscal year.



6. What are the sources of the "Other " funds?

OA Revolving Administrative Trust Fund (0505)

PROGRAM DESCRIPTION

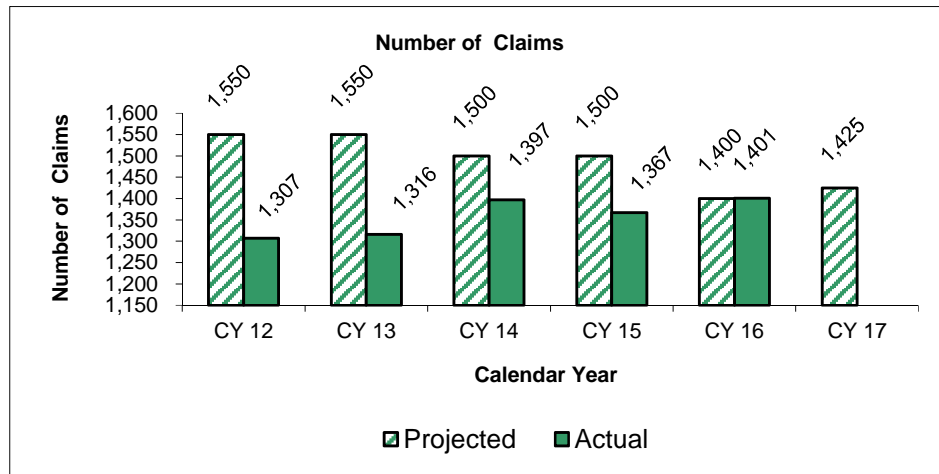
Department: Office of Administration

HB Section(s): 5.160

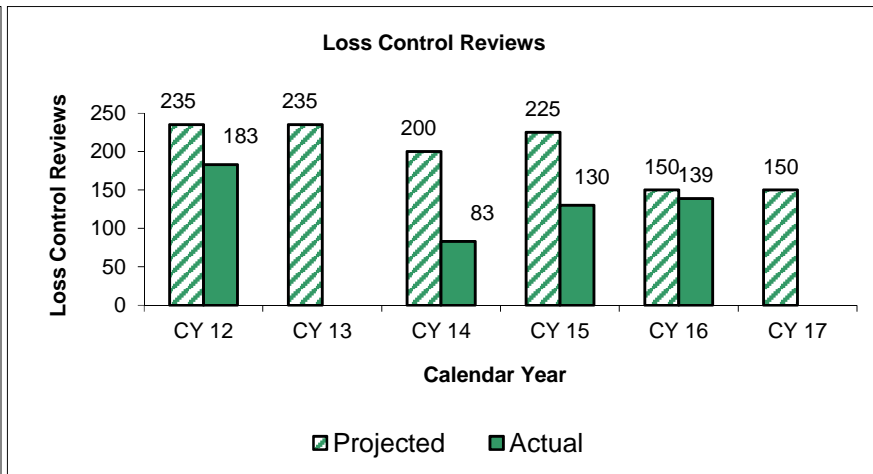
Program Name: Missouri Public Entity Risk Management Fund (MOPERM)

Program is found in the following core budget(s): MOPERM Core

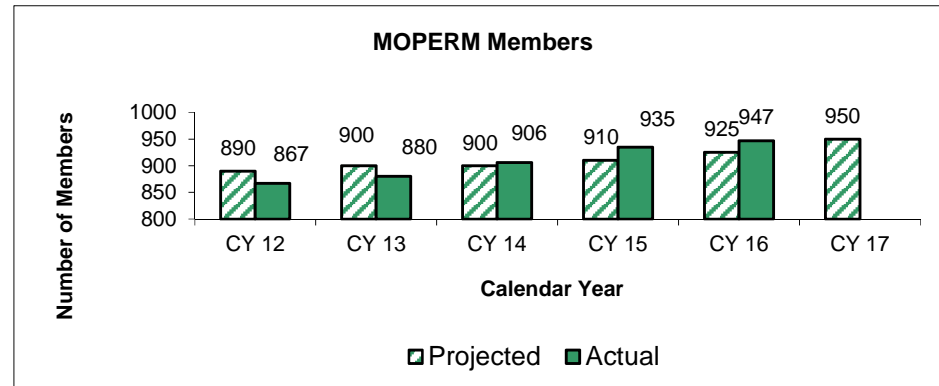
7a. Provide an effectiveness measure.



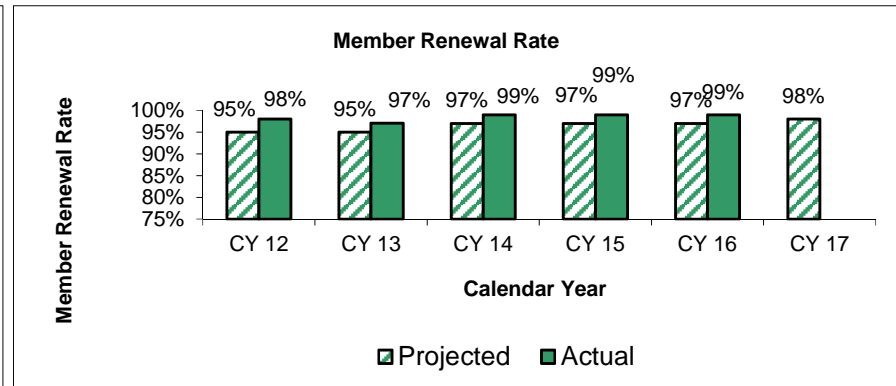
7b. Provide an efficiency measure.



7c. Provide the number of clients/individuals served, if applicable.



7d. Provide a customer satisfaction measure, if available.



OA REPORT 9 FY 2019 GOVERNOR REC

DECISION ITEM SUMMARY

Budget Unit								
Decision Item	FY 2017	FY 2017	FY 2018	FY 2018	FY 2019	FY 2019	FY 2019	FY 2019
Budget Object Summary	ACTUAL	ACTUAL	BUDGET	BUDGET	DEPT REQ	DEPT REQ	GOV REC	GOV REC
Fund	DOLLAR	FTE	DOLLAR	FTE	DOLLAR	FTE	DOLLAR	FTE
MO ETHICS COM - OPER								
CORE								
PERSONAL SERVICES								
GENERAL REVENUE	1,018,272	21.65	1,209,466	24.00	1,209,466	24.00	1,209,466	24.00
TOTAL - PS	1,018,272	21.65	1,209,466	24.00	1,209,466	24.00	1,209,466	24.00
EXPENSE & EQUIPMENT								
GENERAL REVENUE	228,713	0.00	307,666	0.00	294,634	0.00	294,634	0.00
TOTAL - EE	228,713	0.00	307,666	0.00	294,634	0.00	294,634	0.00
PROGRAM-SPECIFIC								
GENERAL REVENUE	70	0.00	200	0.00	200	0.00	200	0.00
TOTAL - PD	70	0.00	200	0.00	200	0.00	200	0.00
TOTAL	1,247,055	21.65	1,517,332	24.00	1,504,300	24.00	1,504,300	24.00
Pay Plan - 0000012								
PERSONAL SERVICES								
GENERAL REVENUE	0	0.00	0	0.00	0	0.00	10,400	0.00
TOTAL - PS	0	0.00	0	0.00	0	0.00	10,400	0.00
TOTAL	0	0.00	0	0.00	0	0.00	10,400	0.00
GRAND TOTAL	\$1,247,055	21.65	\$1,517,332	24.00	\$1,504,300	24.00	\$1,514,700	24.00

CORE DECISION ITEM

Department Office of Administration	Budget Unit 31828C
Division Assigned Programs	
Core Missouri Ethics Commission	HB Section 5.165

1. CORE FINANCIAL SUMMARY

	FY 2019 Budget Request						FY 2019 Governor's Recommendation				
	GR	Federal	Other	Total	E		GR	Federal	Other	Total	E
PS	1,209,466	0	0	1,209,466		PS	1,209,466	0	0	1,209,466	
EE	294,634	0	0	294,634		EE	294,634	0	0	294,634	
PSD	200	0	0	200		PSD	200	0	0	200	
TRF	0	0	0	0		TRF	0	0	0	0	
Total	1,504,300	0	0	1,504,300		Total	1,504,300	0	0	1,504,300	
FTE	24.00	0.00	0.00	24.00		FTE	24.00	0.00	0.00	24.00	
Est. Fringe	618,123	0	0	618,123		Est. Fringe	618,123	0	0	618,123	
<i>Note: Fringes budgeted in House Bill 5 except for certain fringes budgeted directly to MoDOT, Highway Patrol, and Conservation.</i>						<i>Note: Fringes budgeted in House Bill 5 except for certain fringes budgeted directly to MoDOT, Highway Patrol, and Conservation.</i>					

Other Funds:

Other Funds:

2. CORE DESCRIPTION

The core request provides resources necessary for the Missouri Ethics Commission and staff to meet the duties and responsibilities described in Chapters 105 and 130, RSMo. These duties and responsibilities include, but are not limited to, the administration of the following:

- campaign finance disclosure report review and audit
- lobbyist registration
- lobbyist report review and audit
- personal financial disclosure statement
- opinion writing in response to formal requests
- investigation of conflict of interest allegations
- audit and investigation of complaints
- investigation of alleged code of conduct violations

The authority to investigate complaints is specifically provided in Chapter 105, RSMo. Further details concerning the duties and responsibilities of the Ethics Commission can be found in Sections 105.955.14 through 105.955.18, RSMo. As specified in Section 105.955.1, RSMo, the Commission is assigned to the Office of Administration for budgeting purposes only. The primary goal of the Commission is to promote voluntary compliance with, and when necessary, impartial enforcement of, the statutes over which the Commission has jurisdiction. In general, this includes ensuring that all reports and statements are filed in a timely manner, are complete and accurate, and that information not otherwise protected by law is available to the public.

CORE DECISION ITEM

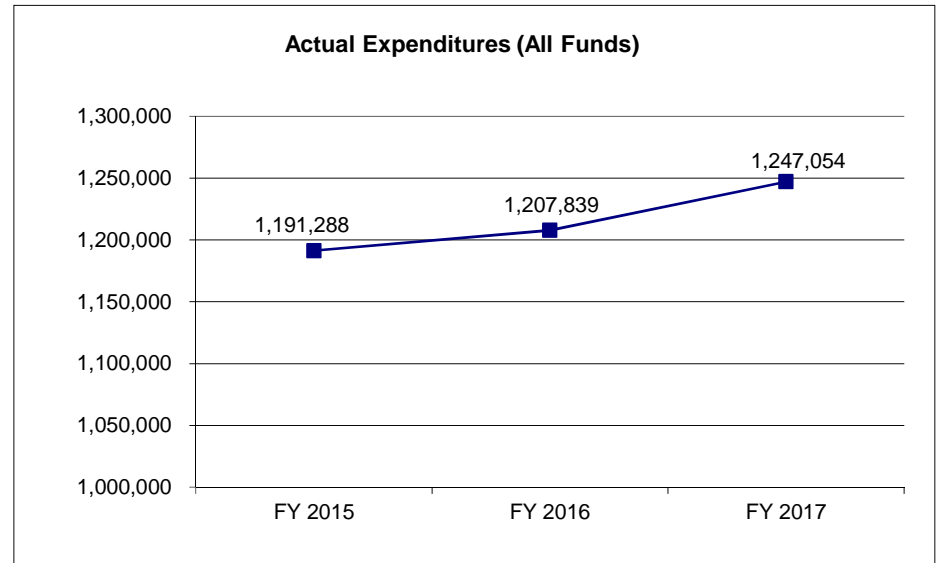
Department Office of Administration	Budget Unit 31828C
Division Assigned Programs	
Core Missouri Ethics Commission	HB Section 5.165

3. PROGRAM LISTING (list programs included in this core funding)

Campaign Finance
 Lobbyist
 Personal Financial Disclosure
 Compliance
 Administrative

4. FINANCIAL HISTORY

	FY 2015 Actual	FY 2016 Actual	FY 2017 Actual	FY 2018 Current Yr.
Appropriation (All Funds)	1,384,977	1,390,885	1,412,906	1,517,332
Less Reverted (All Funds)	0	0	0	N/A
Less Restricted (All Funds)	0	0	0	N/A
Budget Authority (All Funds)	1,384,977	1,390,885	1,412,906	N/A
Actual Expenditures (All Funds)	1,191,288	1,207,839	1,247,054	N/A
Unexpended (All Funds)	193,689	183,046	165,852	N/A
Unexpended, by Fund:				
General Revenue	193,689	183,046	165,852	N/A
Federal	0	0	0	N/A
Other	0	0	0	N/A



Reverted includes the statutory three-percent reserve amount (when applicable).

Restricted includes any Governor's Expenditure Restrictions which remained at the end of the fiscal year (when applicable).

NOTES:

CORE RECONCILIATION DETAIL

STATE
MO ETHICS COM - OPER

5. CORE RECONCILIATION DETAIL

	Budget Class	FTE	GR	Federal	Other	Total	Explanation
TAFP AFTER VETOES							
	PS	24.00	1,209,466	0	0	1,209,466	
	EE	0.00	307,666	0	0	307,666	
	PD	0.00	200	0	0	200	
	Total	24.00	1,517,332	0	0	1,517,332	
DEPARTMENT CORE ADJUSTMENTS							
1x Expenditures	250 0127 EE	0.00	(13,032)	0	0	(13,032)	Core Cut--one time costs.
	NET DEPARTMENT CHANGES	0.00	(13,032)	0	0	(13,032)	
DEPARTMENT CORE REQUEST							
	PS	24.00	1,209,466	0	0	1,209,466	
	EE	0.00	294,634	0	0	294,634	
	PD	0.00	200	0	0	200	
	Total	24.00	1,504,300	0	0	1,504,300	
GOVERNOR'S RECOMMENDED CORE							
	PS	24.00	1,209,466	0	0	1,209,466	
	EE	0.00	294,634	0	0	294,634	
	PD	0.00	200	0	0	200	
	Total	24.00	1,504,300	0	0	1,504,300	

FLEXIBILITY REQUEST FORM

BUDGET UNIT NUMBER: 31828C BUDGET UNIT NAME: Missouri Ethics Commission HOUSE BILL SECTION: 5.165	DEPARTMENT: Office of Administration DIVISION: Assigned Programs
--	---

1. Provide the amount by fund of personal service flexibility and the amount by fund of expense and equipment flexibility you are requesting in dollar and percentage terms and explain why the flexibility is needed. If flexibility is being requested among divisions, provide the amount by fund of flexibility you are requesting in dollar and percentage terms and explain why the flexibility is needed.

DEPARTMENT REQUEST

The Missouri Ethics Commission requests a 5% flexibility, the same amount as FY 2018, of Personal Services and Expense/Equipment be approved. The flexibility allows the Ethics Commission to effectively manage and ensure the normal course of business during any unforeseen circumstances.

2. Estimate how much flexibility will be used for the budget year. How much flexibility was used in the Prior Year Budget and the Current Year Budget? Please specify the amount.

PRIOR YEAR ACTUAL AMOUNT OF FLEXIBILITY USED	CURRENT YEAR ESTIMATED AMOUNT OF FLEXIBILITY THAT WILL BE USED	BUDGET REQUEST ESTIMATED AMOUNT OF FLEXIBILITY THAT WILL BE USED
0	Unknown	Unknown

3. Please explain how flexibility was used in the prior and/or current years.

PRIOR YEAR EXPLAIN ACTUAL USE	CURRENT YEAR EXPLAIN PLANNED USE
N/A	The flexibility of the appropriations will only be used if unforeseen expenditures are required to maintain the normal course of business.

OA REPORT 10 FY 2019 GOVERNOR REC

DECISION ITEM DETAIL

Budget Unit	FY 2017	FY 2017	FY 2018	FY 2018	FY 2019	FY 2019	FY 2019	FY 2019
Decision Item	ACTUAL	ACTUAL	BUDGET	BUDGET	DEPT REQ	DEPT REQ	GOV REC	GOV REC
Budget Object Class	DOLLAR	FTE	DOLLAR	FTE	DOLLAR	FTE	DOLLAR	FTE
MO ETHICS COM - OPER								
CORE								
GENERAL COUNSEL	77,717	1.00	77,780	1.00	77,780	1.00	77,780	1.00
STAFF ATTORNEY	15,548	0.25	62,168	1.00	62,168	1.00	62,168	1.00
ASSISTANT DIRECTOR	77,717	1.00	77,780	1.00	77,780	1.00	77,780	1.00
REPORTING SPECIALIST	184,191	5.73	204,176	6.00	170,806	6.00	170,806	6.00
EXECUTIVE DIRECTOR	92,735	1.00	92,811	1.00	92,811	1.00	92,811	1.00
SUPPORT ASSISTANT	25,083	1.00	25,104	1.00	25,104	1.00	25,104	1.00
ADMINISTRATIVE ASSISTANT	32,668	1.00	32,695	1.00	32,695	1.00	32,695	1.00
DIRECTOR OF BUSINESS SERVICES	72,570	1.00	72,629	1.00	72,629	1.00	72,629	1.00
SENIOR FIELD INVESTIGATOR	44,119	1.00	90,734	2.00	90,734	2.00	90,734	2.00
INVESTIGATOR II	34,062	0.63	0	0.00	0	0.00	0	0.00
INVESTIGATOR III	59,808	1.00	113,674	2.00	113,674	2.00	113,674	2.00
BUSINESS ANALYST II	0	0.00	46,412	1.00	39,480	1.00	39,480	1.00
SPECIAL INVESTIGATOR	478	0.01	5,928	0.00	5,928	0.00	5,928	0.00
COMP INFO TECHNOLOGIST TRAINEE	47,719	1.49	0	0.00	0	0.00	0	0.00
DIRECTOR OF INFORMATION TECH	67,162	1.00	72,629	1.00	72,629	1.00	72,629	1.00
COMPUTER INFO TECHNOLOGIST II	16,627	0.46	0	0.00	33,370	0.00	33,370	0.00
INVESTIGATOR I	72,731	2.00	40,000	1.00	46,932	1.00	46,932	1.00
COMPUTER INFO TECHNOLOGIST III	42,241	1.00	137,339	3.00	137,339	3.00	137,339	3.00
PARALEGAL	37,596	1.00	37,627	1.00	37,627	1.00	37,627	1.00
COMMISSION MEMBERS	17,500	0.08	19,980	0.00	19,980	0.00	19,980	0.00
TOTAL - PS	1,018,272	21.65	1,209,466	24.00	1,209,466	24.00	1,209,466	24.00
TRAVEL, IN-STATE	7,170	0.00	9,000	0.00	9,000	0.00	9,000	0.00
TRAVEL, OUT-OF-STATE	9,605	0.00	7,000	0.00	9,000	0.00	9,000	0.00
SUPPLIES	53,588	0.00	72,400	0.00	70,400	0.00	70,400	0.00
PROFESSIONAL DEVELOPMENT	19,637	0.00	16,200	0.00	16,200	0.00	16,200	0.00
COMMUNICATION SERV & SUPP	18,650	0.00	29,194	0.00	29,194	0.00	29,194	0.00
PROFESSIONAL SERVICES	67,318	0.00	49,900	0.00	54,900	0.00	54,900	0.00
M&R SERVICES	34,083	0.00	52,740	0.00	52,740	0.00	52,740	0.00
COMPUTER EQUIPMENT	12,002	0.00	53,532	0.00	35,500	0.00	35,500	0.00
OFFICE EQUIPMENT	5,157	0.00	10,000	0.00	10,000	0.00	10,000	0.00
BUILDING LEASE PAYMENTS	1,152	0.00	5,700	0.00	5,700	0.00	5,700	0.00

OA REPORT 10 FY 2019 GOVERNOR REC

DECISION ITEM DETAIL

Budget Unit	FY 2017	FY 2017	FY 2018	FY 2018	FY 2019	FY 2019	FY 2019	FY 2019
Decision Item	ACTUAL	ACTUAL	BUDGET	BUDGET	DEPT REQ	DEPT REQ	GOV REC	GOV REC
Budget Object Class	DOLLAR	FTE	DOLLAR	FTE	DOLLAR	FTE	DOLLAR	FTE
MO ETHICS COM - OPER								
CORE								
MISCELLANEOUS EXPENSES	351	0.00	2,000	0.00	2,000	0.00	2,000	0.00
TOTAL - EE	228,713	0.00	307,666	0.00	294,634	0.00	294,634	0.00
REFUNDS	70	0.00	200	0.00	200	0.00	200	0.00
TOTAL - PD	70	0.00	200	0.00	200	0.00	200	0.00
GRAND TOTAL	\$1,247,055	21.65	\$1,517,332	24.00	\$1,504,300	24.00	\$1,504,300	24.00
GENERAL REVENUE	\$1,247,055	21.65	\$1,517,332	24.00	\$1,504,300	24.00	\$1,504,300	24.00
FEDERAL FUNDS	\$0	0.00	\$0	0.00	\$0	0.00	\$0	0.00
OTHER FUNDS	\$0	0.00	\$0	0.00	\$0	0.00	\$0	0.00

PROGRAM DESCRIPTION

Department Office of Administration	HB Section(s): 5.165
Program Name Administrative	
Program is found in the following core budget(s): Missouri Ethics Commissior	

1a. What strategic priority does this program address?

Leads and supports Commission services

1b. What does this program do?

- Sets and directs Commission goals
- Assists and directs customers to the appropriate resource for guidance
- Coordinate Commission meetings and hearings
- Provides information technology support
- Provides resources for state employee benefits, payroll and human resource issues and questions
- Furnishes supplies and equipment to support Commission’s work

2. What is the authorization for this program, i.e., federal or state statute, etc.? (Include the federal program number, if applicable.)

Chapter 105 and 130 RSMo

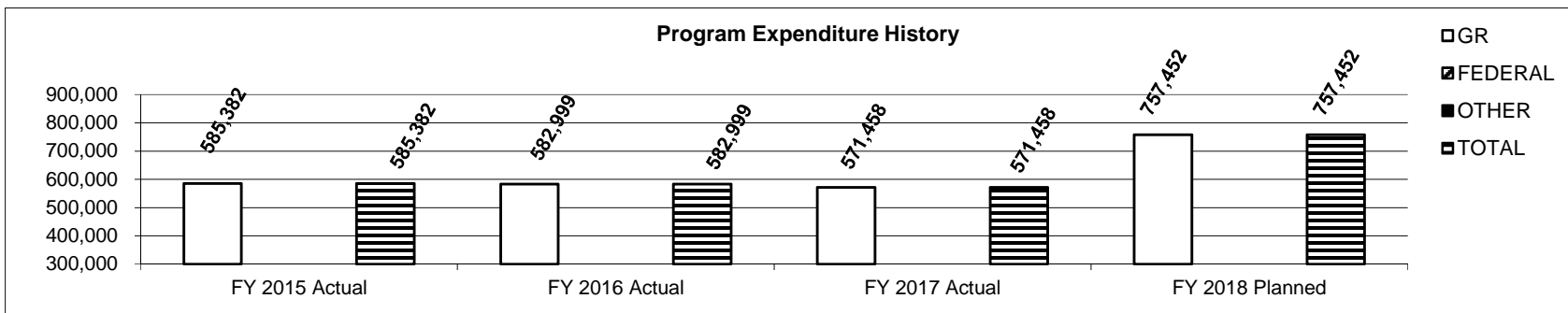
3. Are there federal matching requirements? If yes, please explain.

No

4. Is this a federally mandated program? If yes, please explain.

No

5. Provide actual expenditures for the prior three fiscal years and planned expenditures for the current fiscal year.



PROGRAM DESCRIPTION

Department Office of Administration

HB Section(s): 5.165

Program Name Administrative

Program is found in the following core budget(s): Missouri Ethics Commissior

6. What are the sources of the "Other " funds?

N/A

7a. Provide an effectiveness measure.

The Commission receives approximately 11,000 -12,000 telephone inquiries in a year with direction to the appropriate staff member or appropriate entity with basically no hold time.

In instances when a filer utilizing one of the electronic filings systems identifies an issue our staff will address and resolve the issue within the same day or next day 99.9% of the time.

7b. Provide an efficiency measure.

The program measures efficiency in the turn-around time for requests of information and computer downtime. A request for copies of public documents is usually filled the same day. The electronic filing systems are available 99.8% of the time for submission of required reports, viewing reports, and printing of submitted reports.

7c. Provide the number of clients/individuals served, if applicable.

The program serves the 24 staff members, 6 Commissioners, and members of the public.

7d. Provide a customer satisfaction measure, if available.

A survey was placed on our website in November, 2017 requesting individuals to provide feedback for services provided by the Missouri Ethics Commission. During the month of November, the survey was completed by 131 individuals who may interact with our agency via the website, telephone, e-mail, newsletter, etc. to receive assistance. Of the 131 responses, 109 individuals (83%) are somewhat to strongly satisfied with the assistance, services and tools provided by our agency.

PROGRAM DESCRIPTION

Department Office of Administration	HB Section(s): 5.165
Program Name Compliance Program	
Program is found in the following core budget(s): Missouri Ethics Commission	

1a. What strategic priority does this program address?

Investigate and enforce ethics laws

1b. What does this program do?

- Receive and investigate citizen complaints relating to campaign finance, personal financial disclosure, lobbyist filings and conflict of interest
- Conduct audits of reports filed with the Commission
- Present Investigation and Audit reports for Commission review
- Upon Commission referral take appropriate legal action to enforce the violations of law
- Provide legal guidance to the Commission for the issuance of opinions

2. What is the authorization for this program, i.e., federal or state statute, etc.? (Include the federal program number, if applicable.)

Chapter 105 RSMo

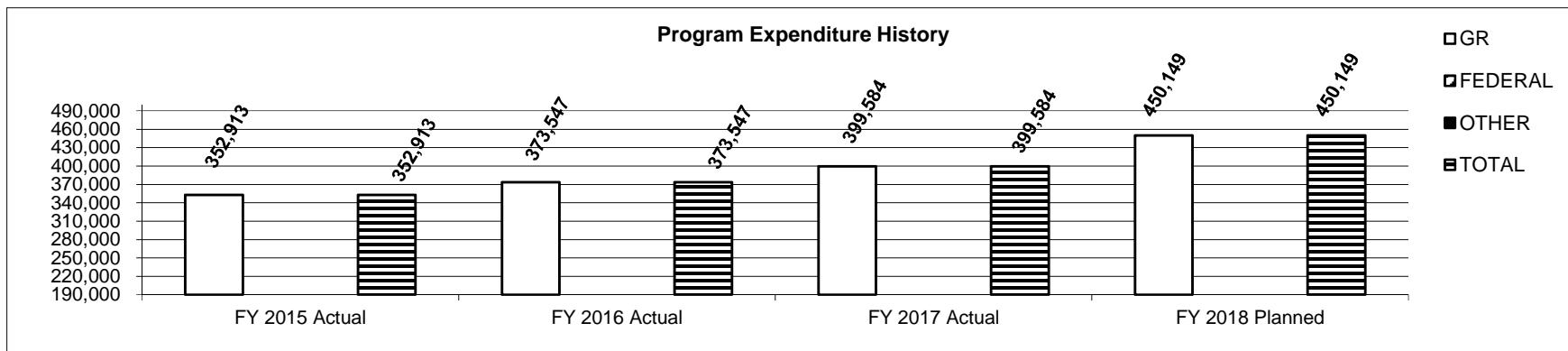
3. Are there federal matching requirements? If yes, please explain.

No

4. Is this a federally mandated program? If yes, please explain.

No

5. Provide actual expenditures for the prior three fiscal years and planned expenditures for the current fiscal year.



PROGRAM DESCRIPTION

Department Office of Administration
Program Name Compliance Program
Program is found in the following core budget(s): Missouri Ethics Commission

HB Section(s): 5.165

6. What are the sources of the "Other " funds?

The Missouri Ethics Commission does not receive "other" funds.

7a. Provide an effectiveness measure.

The Commission issued 35 final actions in FY 2015 which concluded in a Consent Order. Of the 35 final actions 94% of the Respondents did not have a new complaint before the Commission within 2 years.

7b. Provide an efficiency measure.

In FY 2017, the Commission issued 67 final actions including the requirement to pay a fee within a 45 to 60 day timeframe and 66 paid the fee within the required timeframe.

7c. Provide the number of clients/individuals served, if applicable.

	FY 2015 Actual	FY 2016 Actual	FY 2017 Actual	FY 2018 Projected	FY 2019 Projected	FY 2020 Projected
Complaints filed with our office	274	299	213	249	255	258
Opinion Requests	3	1	24	12	4	4

7d. Provide a customer satisfaction measure, if available.

A survey was placed on our website in November, 2017 requesting individuals to provide feedback for services provided by the Missouri Ethics Commission. During the month of November, the survey was completed by 131 individuals who may interact with our agency via the website, telephone, e-mail, newsletter, etc. to receive assistance. Of the 131 responses, 109 individuals (83%) are somewhat to strongly satisfied with the assistance, services and tools provided by our agency.

PROGRAM DESCRIPTION

Department Office of Administration HB Section(s): 5.165
 Program Name Campaign Finance
 Program is found in the following core budget(s): Missouri Ethics Commission

1a. What strategic priority does this program address?

Ensure accurate and timely campaign finance reports

1b. What does this program do?

- Assist filers in understanding and complying with campaign finance laws
- Advise filers of reporting deadlines and monitor the timeliness of submission
- Conduct proactive training to educate filers on the laws and requirements
- Conduct report reviews for accuracy to ensure compliance with campaign finance laws
- Follow-up with committees as necessary if reports contain errors or lack certain details

2. What is the authorization for this program, i.e., federal or state statute, etc.? (Include the federal program number, if applicable.)

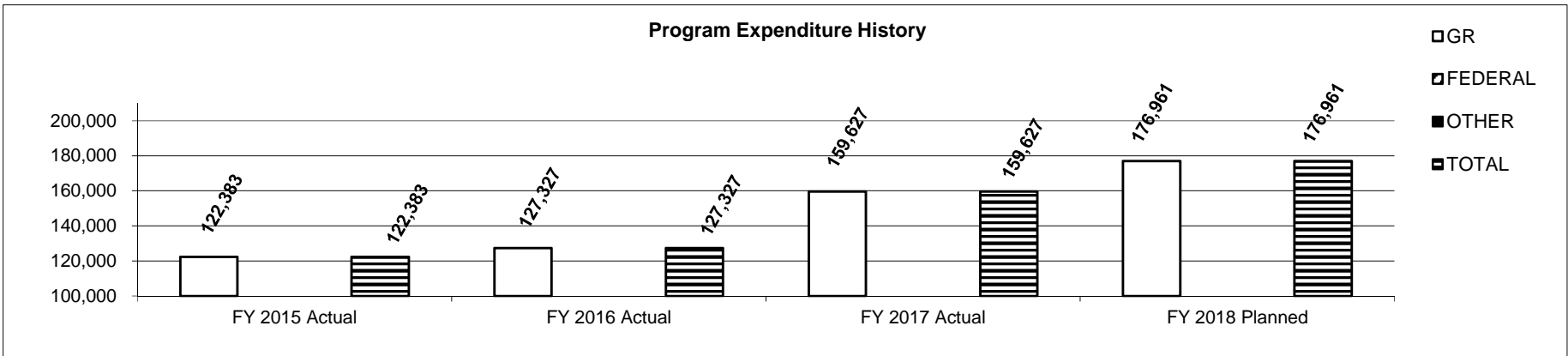
Chapter 130 RSMo

3. Are there federal matching requirements? If yes, please explain.

No

4. Is this a federally mandated program? If yes, please explain.

5. Provide actual expenditures for the prior three fiscal years and planned expenditures for the current fiscal year.



PROGRAM DESCRIPTION

Department Office of Administration

HB Section(s): 5.165

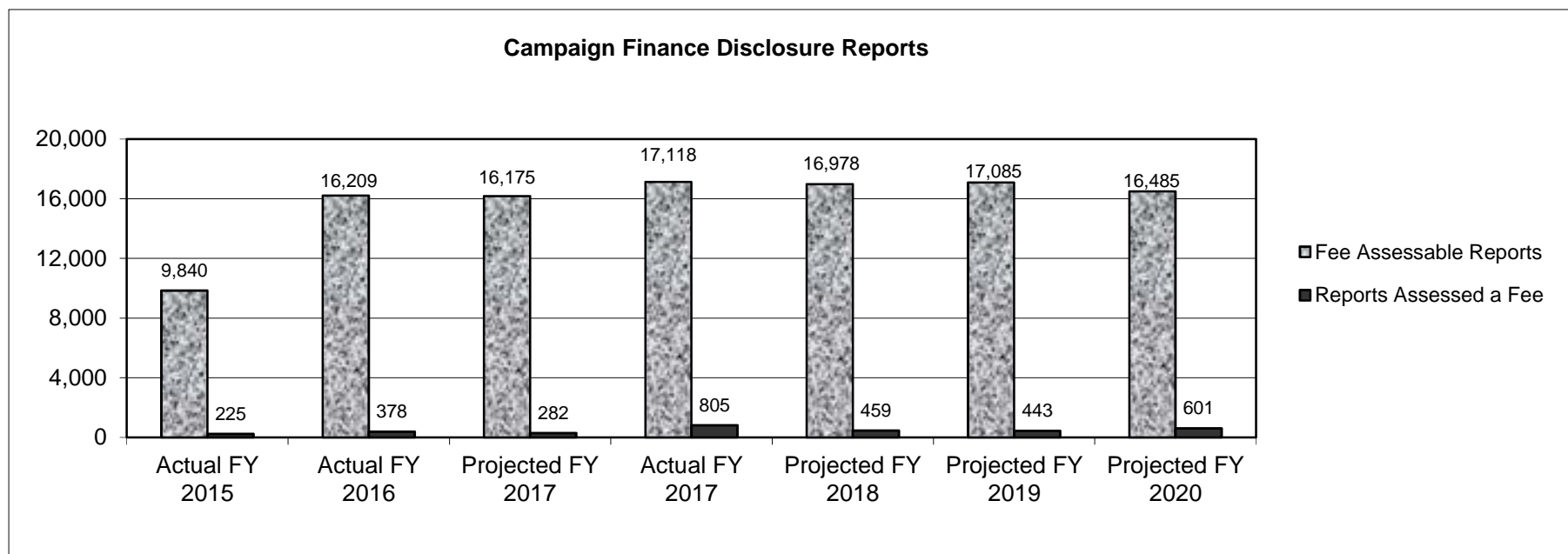
Program Name Campaign Finance

Program is found in the following core budget(s): Missouri Ethics Commission

6. What are the sources of the "Other " funds?

The Missouri Ethics Commission does not receive "other" funds.

7a. Provide an effectiveness measure.



7b. Provide an efficiency measure.

The Commission received 11,374 full disclosure reports in FY 2017. After conducting reviews of the full disclosure reports, 464 reports required staff to seek additional information from the committees or provide additional guidance to the committees. 80% of the reviews were closed within 45 days of initiation, indicating that the committee promptly responded and addressed any issues.

PROGRAM DESCRIPTION

Department Office of Administration **HB Section(s):** 5.165
Program Name Campaign Finance
Program is found in the following core budget(s): Missouri Ethics Commission

7c. Provide the number of clients/individuals served, if applicable.

	FY 2015 Actual	FY 2016 Actual	FY 2017 Projected	FY 2017 Actual	FY 2018 Projected	FY 2019 Projected	FY 2020 Projected
Candidate Committees filing with our office	1,415	1,392	1,642	1,739	1,600	1,762	1,655
Continuing Committees (PACs) filing with our office	834	840	829	889	854	861	868
Political Party Committees filing with our office	228	223	225	225	225	224	225

7d. Provide a customer satisfaction measure, if available.

A survey was placed on our website in November, 2017 requesting individuals to provide feedback for services provided by the Missouri Ethics Commission. During the month of November, the survey was completed by 89 individuals who utilize our campaign finance filing system. Of the 89 responses, 73 individuals (82%) strongly agreed or agreed Missouri Ethics Commission staff is knowledgeable, professional and courteous. Seventy-seven individuals (86%) are satisfied or strongly satisfied with the timely service they receive and are comfortable contacting our staff knowing we are here to assist them.

PROGRAM DESCRIPTION

Department Office of Administration	HB Section(s): 5.165
Program Name Lobbyist Program	
Program is found in the following core budget(s): Missouri Ethics Commission	

1a. What strategic priority does this program address?

Ensure lobbyists timely register and report expenditures

1b. What does this program do?

- Assist lobbyists in understanding and complying with lobbyist laws
- Assist lobbyists with initial registration and yearly renewal
- Provide guidance to both lobbyists and public officials on the lobbyist reporting requirements
- Advise lobbyists of monthly reporting deadlines and monitor the timeliness of submission
- Communicate to each public official any expenditure made on their behalf by a lobbyist

2. What is the authorization for this program, i.e., federal or state statute, etc.? (Include the federal program number, if applicable.)

Chapter 105 RSMo

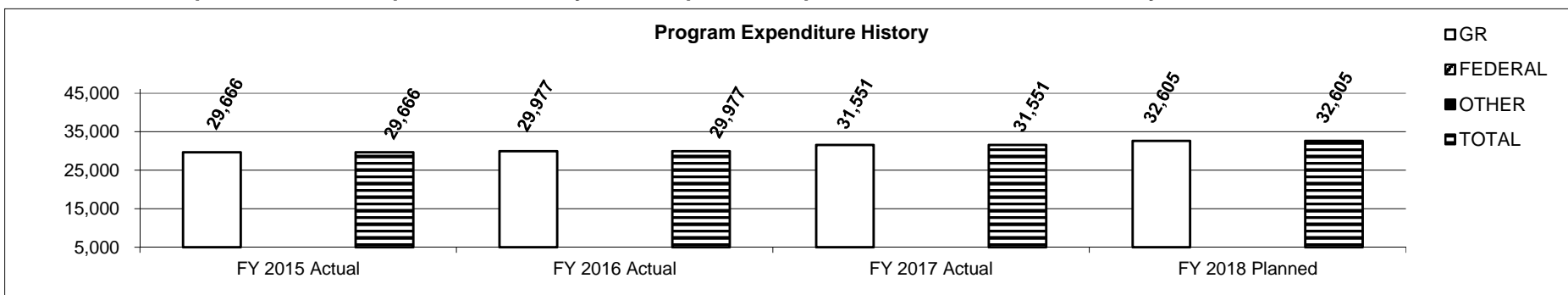
3. Are there federal matching requirements? If yes, please explain.

No

4. Is this a federally mandated program? If yes, please explain.

No

5. Provide actual expenditures for the prior three fiscal years and planned expenditures for the current fiscal year.



PROGRAM DESCRIPTION

Department Office of Administration
Program Name Lobbyist Program
Program is found in the following core budget(s): Missouri Ethics Commission

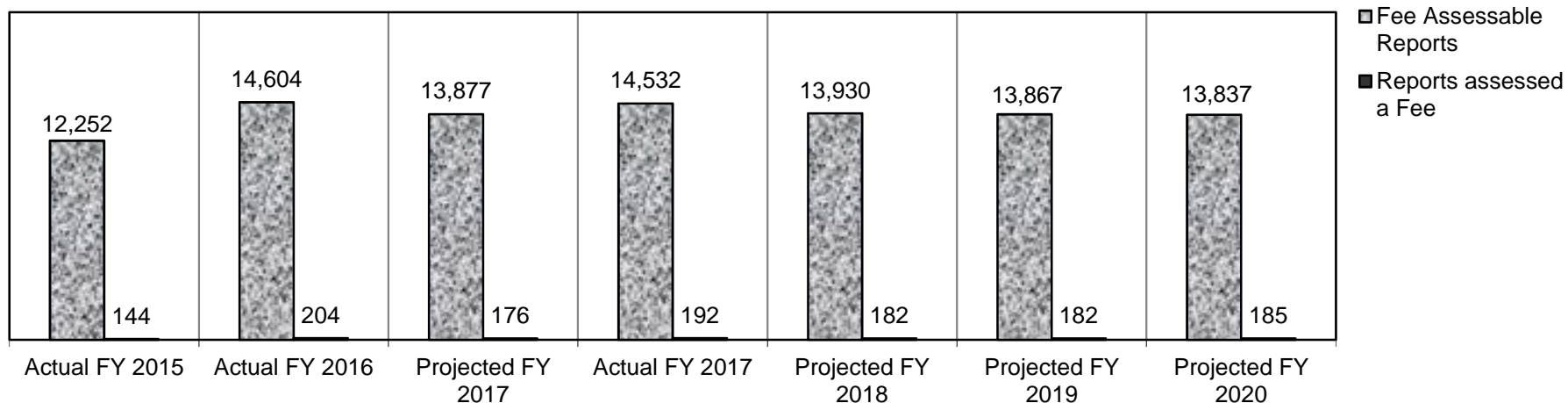
HB Section(s): 5.165

6. What are the sources of the "Other " funds?

The Missouri Ethics Commission does not receive "other" funds.

7a. Provide an effectiveness measure.

Lobbyist Late Filers - Monthly Expenditure Report



7b. Provide an efficiency measure.

Lobbyists annually renew registration with the Commission. The renewal period begins December 1st with a deadline of January 5th. In 2016, 925 lobbyists were required to either renew their registration or terminate their registration. 55% of the lobbyists renewed registration by December 15th and an additional 21% complied by December 31st.

7c. Provide the number of clients/individuals served, if applicable.

	FY 2015 Actual	FY 2016 Actual	FY 2017 Projected	FY 2017 Actual	FY 2018 Projected	FY 2019 Projected	FY 2020 Projected
Lobbyists Registered with our office	1,021	1,217	1,156	1,211	1,150	1,142	1,153

PROGRAM DESCRIPTION

Department Office of Administration
Program Name Lobbyist Program
Program is found in the following core budget(s): Missouri Ethics Commission

HB Section(s): 5.165

7d. Provide a customer satisfaction measure, if available.

A survey was placed on our website in November, 2017 requesting individuals to provide feedback in services provided by the Missouri Ethics Commission. During the month of November, the survey was completed by 29 individuals who utilize our lobbyist filing system. Of the 29 responses, 24 individuals (83%) agreed or strongly agreed Missouri Ethics Commission staff is knowledgeable, professional and courteous. Twenty-three individuals (79%) are somewhat satisfied, satisfied or strongly satisfied with the timely service they receive and are comfortable contacting our staff knowing we are here to assist them.

PROGRAM DESCRIPTION

Department <u>Missouri Ethics Commission</u>	HB Section(s): <u>5.165</u>
Program Name <u>Personal Financial Disclosure</u>	
Program is found in the following core budget(s): <u>Missouri Ethics Commission</u>	

1a. What strategic priority does this program address?

Ensure accurate and timely personal financial disclosures

1b. What does this program do?

- Assist public officials, candidates and employees of political subdivisions in understanding and complying with personal financial disclosure law
- Coordinate with political subdivisions to ensure they provide an accurate list of required filers to Commission
- Advise filers of reporting deadlines and monitor the timeliness of submission
- Proactive outreach to annual filers and candidate filers who are subject to potential removal from the ballot if filing late

2. What is the authorization for this program, i.e., federal or state statute, etc.? (Include the federal program number, if applicable.)

Chapter 105 RSMo

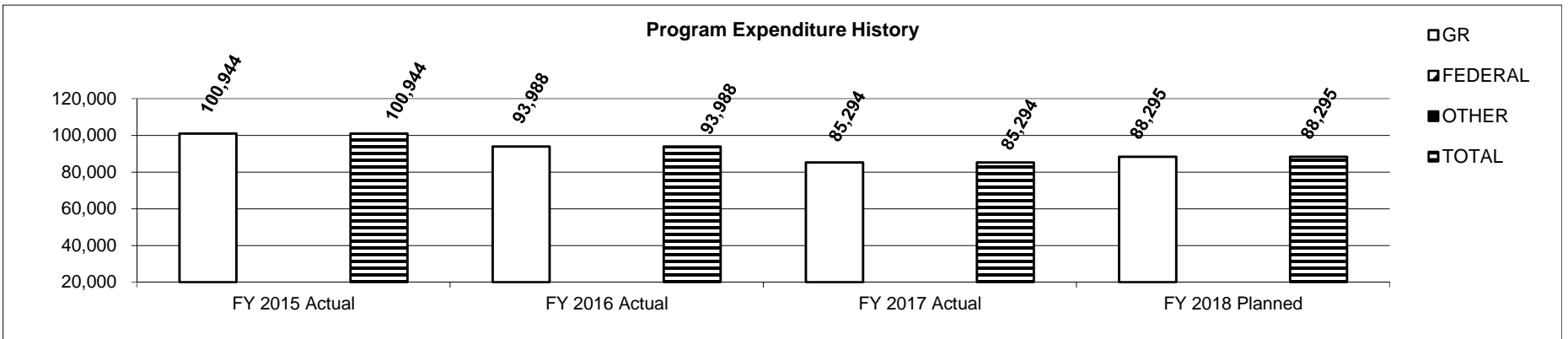
3. Are there federal matching requirements? If yes, please explain.

No

4. Is this a federally mandated program? If yes, please explain.

No

5. Provide actual expenditures for the prior three fiscal years and planned expenditures for the current fiscal year.



PROGRAM DESCRIPTION

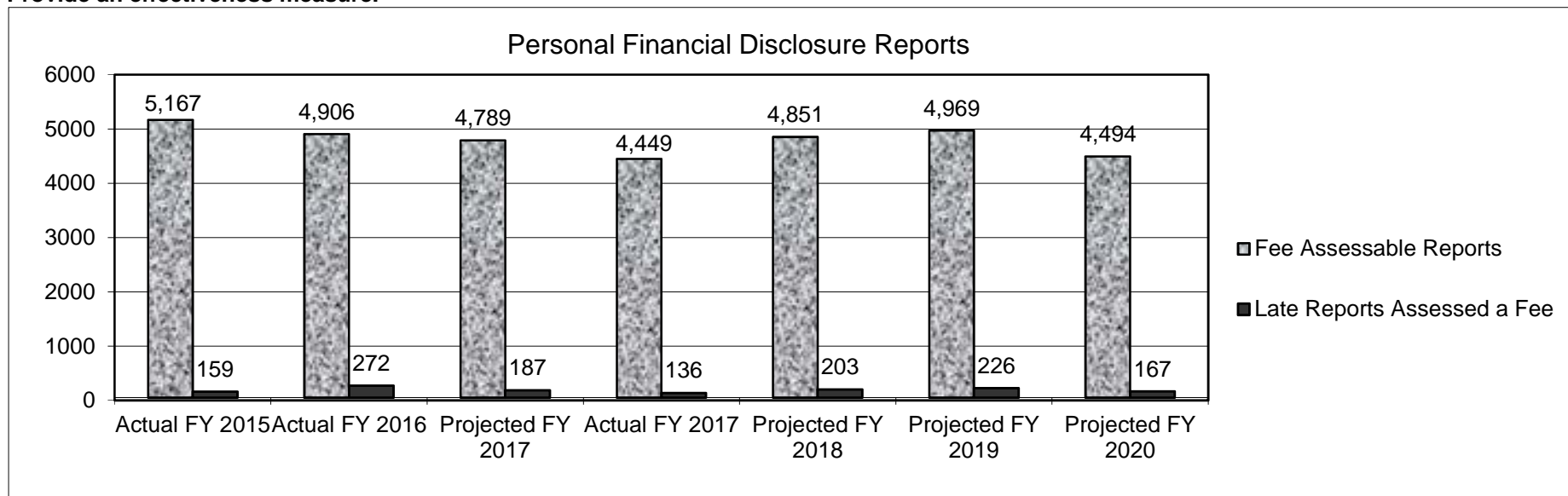
Department Missouri Ethics Commission
Program Name Personal Financial Disclosure
Program is found in the following core budget(s): Missouri Ethics Commission

HB Section(s): 5.165

6. What are the sources of the "Other " funds?

The Missouri Ethics Commission does not receive "other" funds.

7a. Provide an effectiveness measure.



7b. Provide an efficiency measure.

The personal financial disclosure electronic filing system allows filers to easily copy data from the last filed disclosure report to their current working disclosure report. After copying the data the filers can easily make the necessary changes, deletions and additions to their active working disclosure. 86% of the personal financial disclosure reports filed utilized our voluntary electronic filing system. 98.6% of the political subdivisions completed their annual operating budget designation and required filer list utilizing our voluntary electronic filing system.

PROGRAM DESCRIPTION

Department Missouri Ethics Commission **HB Section(s):** 5.165
Program Name Personal Financial Disclosure
Program is found in the following core budget(s): Missouri Ethics Commission

7c. Provide the number of clients/individuals served, if applicable.

	FY 2015 Actual	FY 2016 Actual	FY 2017 Projected	FY 2017 Actual	FY 2018 Projected	FY 2019 Projected	FY 2020 Projected
Individuals filing Personal Financial Disclosures	11,645	11,330	10,419	11,213	10,889	11,141	10,889
Political Subdivisions contacted for budget information	4,082	4,113	4,142	4,068	4,172	4,202	4,187

7d. Provide a customer satisfaction measure, if available.

A survey was placed on our website in November, 2017 requesting individuals to provide feedback for services provided by the Missouri Ethics Commission. During the month of November, the survey was completed by 79 individuals who utilize our personal financial disclosure filing system. Of the 79 responses, 67 individuals (85%) agreed or strongly agreed Missouri Ethics Commission staff is knowledgeable, professional and courteous. Seventy individuals (89%) are somewhat satisfied, satisfied, or strongly satisfied with the timely service they receive and are comfortable contacting our staff

OA REPORT 9 FY 2019 GOVERNOR REC

DECISION ITEM SUMMARY

Budget Unit								
Decision Item	FY 2017	FY 2017	FY 2018	FY 2018	FY 2019	FY 2019	FY 2019	FY 2019
Budget Object Summary	ACTUAL	ACTUAL	BUDGET	BUDGET	DEPT REQ	DEPT REQ	GOV REC	GOV REC
Fund	DOLLAR	FTE	DOLLAR	FTE	DOLLAR	FTE	DOLLAR	FTE
ALTERNATIVES TO ABORTION								
CORE								
EXPENSE & EQUIPMENT								
GENERAL REVENUE	50,020	0.00	0	0.00	0	0.00	0	0.00
TOTAL - EE	50,020	0.00	0	0.00	0	0.00	0	0.00
PROGRAM-SPECIFIC								
TEMP ASSIST NEEDY FAM FEDERAL	3,508,616	0.00	0	0.00	0	0.00	0	0.00
TOTAL - PD	3,508,616	0.00	0	0.00	0	0.00	0	0.00
TOTAL	3,558,636	0.00	0	0.00	0	0.00	0	0.00
GRAND TOTAL	\$3,558,636	0.00	\$0	0.00	\$0	0.00	\$0	0.00

CORE DECISION ITEM

Department	Office of Administration	Budget Unit	31830
Division	Assigned Programs		
Core	Alternatives to Abortion	HB Section	

1. CORE FINANCIAL SUMMARY

	FY 2019 Budget Request						FY 2019 Governor's Recommendation				
	GR	Federal	Other	Total	E		GR	Federal	Other	Total	E
PS	0	0	0	0	0	PS	0	0	0	0	
EE	0	0	0	0	0	EE	0	0	0	0	
PSD	0	0	0	0	0	PSD	0	0	0	0	
TRF	0	0	0	0	0	TRF	0	0	0	0	
Total	0	0	0	0	0	Total	0	0	0	0	
FTE	0.00	0.00	0.00	0.00	0.00	FTE	0.00	0.00	0.00	0.00	
Est. Fringe	0	0	0	0	0	Est. Fringe	0	0	0	0	
<i>Note: Fringes budgeted in House Bill 5 except for certain fringes budgeted directly to MoDOT, Highway Patrol, and Conservation.</i>						<i>Note: Fringes budgeted in House Bill 5 except for certain fringes budgeted directly to MoDOT, Highway Patrol, and Conservation.</i>					
Other Funds:						Other Funds:					

2. CORE DESCRIPTION

The Alternatives to Abortion Services Program provides services and counseling to pregnant women at or below 185 percent of the federal poverty level to assist women in carrying their unborn child to term instead of having an abortion and to assist women in caring for their child or placing their child for adoption. The goals of the Alternatives to Abortion Program are to: 1) Reduce abortions and improve pregnancy outcomes by helping women practice sound health-related behaviors, including decreasing the use of tobacco, alcohol, and illegal drugs, and by improving their nutrition; 2) Improve child health and development by helping parents provide more responsible and competent care for their child(ren); and 3) Improve families' economic self-sufficiency by helping parents develop a vision for their own future, continue their education, and find a job. The purpose of the Alternatives to Abortion Public Awareness Program is to help pregnant women at risk for having abortions become aware of the alternatives to abortion services available to them in their local communities.

In FY 2018 the Alternatives to Abortion program was transferred to DSS.

3. PROGRAM LISTING (list programs included in this core funding)

- Alternatives to Abortion Services Program
- Alternatives to Abortion Public Awareness Program

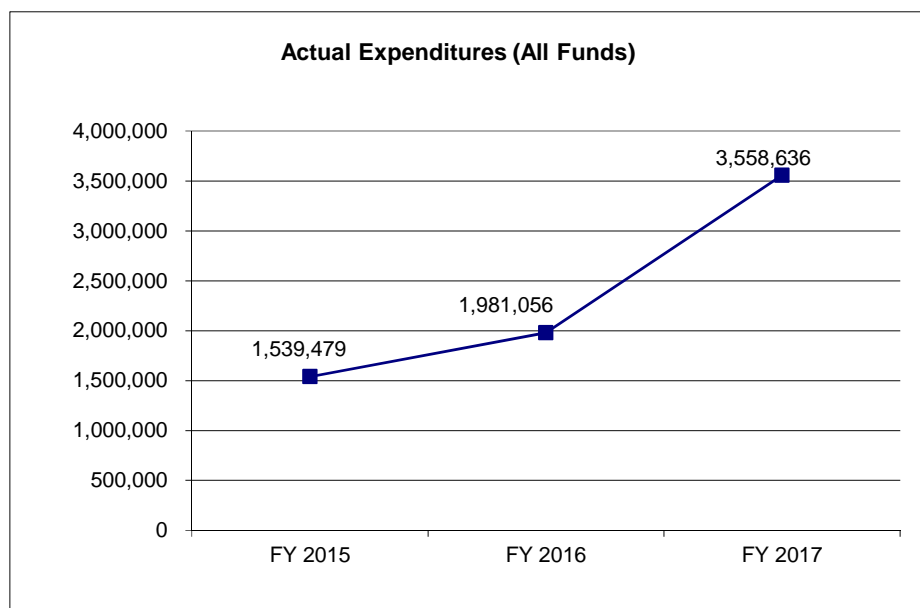
CORE DECISION ITEM

Department	Office of Administration	Budget Unit	31830
Division	Assigned Programs		
Core	Alternatives to Abortion	HB Section	

4. FINANCIAL HISTORY

	FY 2015 Actual	FY 2016 Actual	FY 2017 Actual	FY 2018 Current Yr.
Appropriation (All Funds)	2,158,561	2,158,561	6,458,561	0
Less Reverted (All Funds)	(63,257)	(63,257)	(2,250)	N/A
Less Restricted (All Funds)	0	0	0	N/A
Budget Authority (All Funds)	2,095,304	2,095,304	6,456,311	N/A
Actual Expenditures (All Funds)	1,539,479	1,981,056	3,558,636	N/A
Unexpended (All Funds)	555,825	114,248	2,897,675	N/A
Unexpended, by Fund:				
General Revenue	555,825	114,248	2,056,291	N/A
Federal	0	0	841,384	N/A
Other	0	0	0	N/A

(1)



Reverted includes the statutory three-percent reserve amount (when applicable).

Restricted includes any Governor's Expenditure Restrictions which remained at the end of the fiscal year (when applicable).

NOTES:

(1) In FY 2018 the Alternatives to Abortion program was transferred to DSS.

OA REPORT 10 FY 2019 GOVERNOR REC

DECISION ITEM DETAIL

Budget Unit	FY 2017	FY 2017	FY 2018	FY 2018	FY 2019	FY 2019	FY 2019	FY 2019
Decision Item	ACTUAL	ACTUAL	BUDGET	BUDGET	DEPT REQ	DEPT REQ	GOV REC	GOV REC
Budget Object Class	DOLLAR	FTE	DOLLAR	FTE	DOLLAR	FTE	DOLLAR	FTE
ALTERNATIVES TO ABORTION								
CORE								
PROFESSIONAL SERVICES	50,020	0.00	0	0.00	0	0.00	0	0.00
TOTAL - EE	50,020	0.00	0	0.00	0	0.00	0	0.00
PROGRAM DISTRIBUTIONS	3,508,616	0.00	0	0.00	0	0.00	0	0.00
TOTAL - PD	3,508,616	0.00	0	0.00	0	0.00	0	0.00
GRAND TOTAL	\$3,558,636	0.00	\$0	0.00	\$0	0.00	\$0	0.00
GENERAL REVENUE	\$50,020	0.00	\$0	0.00	\$0	0.00		0.00
FEDERAL FUNDS	\$3,508,616	0.00	\$0	0.00	\$0	0.00		0.00
OTHER FUNDS	\$0	0.00	\$0	0.00	\$0	0.00		0.00

OA REPORT 9 FY 2019 GOVERNOR REC

DECISION ITEM SUMMARY

Budget Unit								
Decision Item	FY 2017	FY 2017	FY 2018	FY 2018	FY 2019	FY 2019	FY 2019	FY 2019
Budget Object Summary	ACTUAL	ACTUAL	BUDGET	BUDGET	DEPT REQ	DEPT REQ	GOV REC	GOV REC
Fund	DOLLAR	FTE	DOLLAR	FTE	DOLLAR	FTE	DOLLAR	FTE
BPB DEBT SERVICE								
CORE								
PROGRAM-SPECIFIC								
GENERAL REVENUE	55,426,047	0.00	63,383,676	0.00	61,774,406	0.00	61,433,406	0.00
FACILITIES MAINTENANCE RESERVE	8,181,293	0.00	15,258,675	0.00	15,158,675	0.00	15,158,675	0.00
TOTAL - PD	63,607,340	0.00	78,642,351	0.00	76,933,081	0.00	76,592,081	0.00
TOTAL	63,607,340	0.00	78,642,351	0.00	76,933,081	0.00	76,592,081	0.00
BPB Debt Service - Other - 1300019								
PROGRAM-SPECIFIC								
BPB SERIES A 2015 BOND PROCEED	0	0.00	0	0.00	0	0.00	375,000	0.00
TOTAL - PD	0	0.00	0	0.00	0	0.00	375,000	0.00
TOTAL	0	0.00	0	0.00	0	0.00	375,000	0.00
GRAND TOTAL	\$63,607,340	0.00	\$78,642,351	0.00	\$76,933,081	0.00	\$76,967,081	0.00

CORE DECISION ITEM

Department	Office of Administration	Budget Unit	31026
Division	Debt and Related Obligations		
Core	Board of Public Buildings - Debt Service	HB Section	5.170

1. CORE FINANCIAL SUMMARY

	FY 2019 Budget Request						FY 2019 Governor's Recommendation				
	GR	Federal	Other	Total	E		GR	Federal	Other	Total	E
PS	0	0	0	0	0	PS	0	0	0	0	
EE	0	0	0	0	0	EE	0	0	0	0	
PSD	61,774,406	0	15,158,675	76,933,081		PSD	61,433,406	0	15,158,675	76,592,081	
TRF	0	0	0	0		TRF	0	0	0	0	
Total	61,774,406	0	15,158,675	76,933,081		Total	61,433,406	0	15,158,675	76,592,081	
FTE	0.00	0.00	0.00	0.00		FTE	0.00	0.00	0.00	0.00	

Est. Fringe	0	0	0	0
--------------------	---	---	---	---

Note: Fringes budgeted in House Bill 5 except for certain fringes budgeted directly to MoDOT, Highway Patrol, and Conservation.

Est. Fringe	0	0	0	0
--------------------	---	---	---	---

Note: Fringes budgeted in House Bill 5 except for certain fringes budgeted directly to MoDOT, Highway Patrol, and Conservation.

Other Funds: Facilities Maintenance Reserve Fund (0124)

Other Funds: Facilities Maintenance Reserve Fund (0124)

2. CORE DESCRIPTION

This core request is for payment of principal and interest on outstanding Board of Public Buildings Special Obligation Bonds Series A 2015, B 2015, A 2016, A 2017 and the Series A 2011, A 2012, A 2013, A 2014, and A 2015 Refundings. The Board is authorized to issue \$1.545 billion in revenue bonds in accordance with Sections 8.420 and 8.665, RSMo. The amount of authorization not issued is \$399,825,000. There are seven (7) series of Board of Public Buildings bonds outstanding as of 7/1/17 in the amount of \$638,810,000. In addition, the Series A 2017 was issued as of 09/2017, with an outstanding amount of \$77,165,000. Debt service amounts for these bonds vary from year to year due to different maturity dates and interest rates of the bonds.

3. PROGRAM LISTING (list programs included in this core funding)

Debt Management

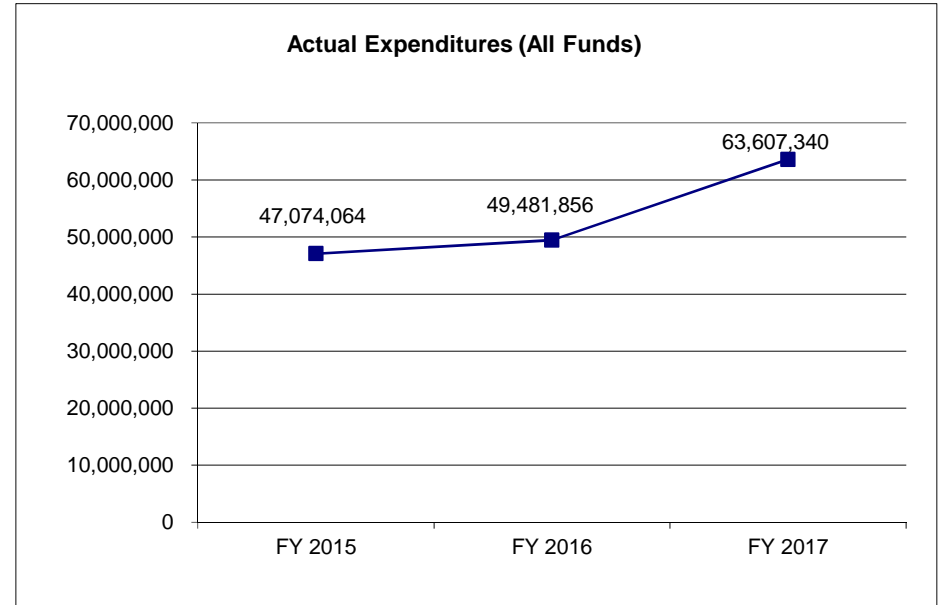
CORE DECISION ITEM

Department	Office of Administration	Budget Unit	31026
Division	Debt and Related Obligations		
Core	Board of Public Buildings - Debt Service	HB Section	5.170

4. FINANCIAL HISTORY

	<u>FY 2015 Actual</u>	<u>FY 2016 Actual</u>	<u>FY 2017 Actual</u>	<u>FY 2018 Current Yr.</u>
Appropriation (All Funds)	47,080,088	58,513,188	80,125,026	78,642,351
Less Reverted (All Funds)	0	0	0	N/A
Less Restricted (All Funds)*	0	0	(8,800,000)	N/A
Budget Authority (All Funds)	47,080,088	58,513,188	71,325,026	78,642,351
Actual Expenditures (All Funds)	<u>47,074,064</u>	<u>49,481,856</u>	<u>63,607,340</u>	N/A
Unexpended (All Funds)	<u>6,024</u>	<u>9,031,332</u>	<u>7,717,686</u>	N/A
Unexpended, by Fund:				
General Revenue	6,024	9,031,332	23,979	N/A
Federal	0	0	0	N/A
Other	0	0	7,693,707	N/A

(1)



Reverted includes the statutory three-percent reserve amount (when applicable).

Restricted includes any Governor's Expenditure Restrictions which remained at the end of the fiscal year (when applicable).

NOTES:

(1) Large lapse is because not all authorized bonds have been issued. Final issuance is expected in CY 2018.

CORE RECONCILIATION DETAIL

**STATE
BPB DEBT SERVICE**

5. CORE RECONCILIATION DETAIL

		Budget Class	FTE	GR	Federal	Other	Total	Explanation
TAFP AFTER VETOES								
		PD	0.00	63,383,676	0	15,258,675	78,642,351	
		Total	0.00	63,383,676	0	15,258,675	78,642,351	
DEPARTMENT CORE ADJUSTMENTS								
Core Reduction	872 9247	PD	0.00	0	0	(100,000)	(100,000)	Core Cut--FY 2019 debt payments are less than core.
Core Reduction	872 8002	PD	0.00	(1,609,270)	0	0	(1,609,270)	Core Cut--FY 2019 debt payments are less than core.
		NET DEPARTMENT CHANGES	0.00	(1,609,270)	0	(100,000)	(1,709,270)	
DEPARTMENT CORE REQUEST								
		PD	0.00	61,774,406	0	15,158,675	76,933,081	
		Total	0.00	61,774,406	0	15,158,675	76,933,081	
GOVERNOR'S ADDITIONAL CORE ADJUSTMENTS								
Core Reduction	1877 8002	PD	0.00	(341,000)	0	0	(341,000)	
		NET GOVERNOR CHANGES	0.00	(341,000)	0	0	(341,000)	
GOVERNOR'S RECOMMENDED CORE								
		PD	0.00	61,433,406	0	15,158,675	76,592,081	
		Total	0.00	61,433,406	0	15,158,675	76,592,081	

OA REPORT 10 FY 2019 GOVERNOR REC

DECISION ITEM DETAIL

Budget Unit	FY 2017	FY 2017	FY 2018	FY 2018	FY 2019	FY 2019	FY 2019	FY 2019
Decision Item	ACTUAL	ACTUAL	BUDGET	BUDGET	DEPT REQ	DEPT REQ	GOV REC	GOV REC
Budget Object Class	DOLLAR	FTE	DOLLAR	FTE	DOLLAR	FTE	DOLLAR	FTE
BPB DEBT SERVICE								
CORE								
DEBT SERVICE	63,607,340	0.00	78,642,351	0.00	76,933,081	0.00	76,592,081	0.00
TOTAL - PD	63,607,340	0.00	78,642,351	0.00	76,933,081	0.00	76,592,081	0.00
GRAND TOTAL	\$63,607,340	0.00	\$78,642,351	0.00	\$76,933,081	0.00	\$76,592,081	0.00
GENERAL REVENUE	\$55,426,047	0.00	\$63,383,676	0.00	\$61,774,406	0.00	\$61,433,406	0.00
FEDERAL FUNDS	\$0	0.00	\$0	0.00	\$0	0.00	\$0	0.00
OTHER FUNDS	\$8,181,293	0.00	\$15,258,675	0.00	\$15,158,675	0.00	\$15,158,675	0.00

NEW DECISION ITEM

RANK: 5

Department Office of Administration	Budget Unit <u>31026</u>
Division Debt and Related Obligations	
BPB Debt Service Increase <u>DI# 1300019</u>	HB Section <u>5.170</u>

1. AMOUNT OF REQUEST

	FY 2019 Budget Request				E
	GR	Federal	Other	Total	
PS	0	0	0	0	
EE	0	0	0	0	
PSD	0	0	0	0	
TRF	0	0	0	0	
Total	0	0	0	0	
FTE	0.00	0.00	0.00	0.00	

	FY 2019 Governor's Recommendation				E
	GR	Federal	Other	Total	
PS	0	0	0	0	
EE	0	0	0	0	
PSD	0	0	375,000	375,000	
TRF	0	0	0	0	
Total	0	0	375,000	375,000	
FTE	0.00	0.00	0.00	0.00	

Est. Fringe	0	0	0	0
--------------------	---	---	---	---

Note: Fringes budgeted in House Bill 5 except for certain fringes budgeted directly to MoDOT, Highway Patrol, and Conservation.

Est. Fringe	0	0	0	0
--------------------	---	---	---	---

Note: Fringes budgeted in House Bill 5 except for certain fringes budgeted directly to MoDOT, Highway Patrol, and Conservation.

Other Funds:

Other Funds: 0312 - BPB Series A 2015 Bond Proceeds Fund

2. THIS REQUEST CAN BE CATEGORIZED AS:

<input type="checkbox"/> New Legislation	<input type="checkbox"/> New Program	<input checked="" type="checkbox"/> Fund Switch
<input type="checkbox"/> Federal Mandate	<input type="checkbox"/> Program Expansion	<input type="checkbox"/> Cost to Continue
<input type="checkbox"/> GR Pick-Up	<input type="checkbox"/> Space Request	<input type="checkbox"/> Equipment Replacement
<input type="checkbox"/> Pay Plan	<input type="checkbox"/> Other: _____	

3. WHY IS THIS FUNDING NEEDED? PROVIDE AN EXPLANATION FOR ITEMS CHECKED IN #2. INCLUDE THE FEDERAL OR STATE STATUTORY OR CONSTITUTIONAL AUTHORIZATION FOR THIS PROGRAM.

In 2015, the Board of Public Buildings sold bonds to fund \$35 million of improvements at Lafferre Hall on the University of Missouri Columbia campus. Those improvements have been fully funded however, interest was earned during the construction period. This request is to spend the interest earnings to pay debt service of the Lafferre bonds instead of General Revenue Fund cash.

This is a one-time request.

NEW DECISION ITEM

RANK: 5

Department Office of Administration	Budget Unit	31026
Division Debt and Related Obligations		
BPB Debt Service Increase	DI# 1300019	HB Section 5.170

4. DESCRIBE THE DETAILED ASSUMPTIONS USED TO DERIVE THE SPECIFIC REQUESTED AMOUNT. (How did you determine that the requested number of FTE were appropriate? From what source or standard did you derive the requested levels of funding? Were alternatives such as outsourcing or automation considered? If based on new legislation, does request tie to TAFP fiscal note? If not, explain why. Detail which portions of the request are one-times and how those amounts were calculated.)

As of printing, approximately \$343,000 of accrued interest earnings exists in the Treasury. This will continue to increase gradually until Oct 1, 2018 if this request is approved.

5. BREAK DOWN THE REQUEST BY BUDGET OBJECT CLASS, JOB CLASS, AND FUND SOURCE. IDENTIFY ONE-TIME COSTS.

Budget Object Class/Job Class	Dept Req	Dept Req	Dept Req	Dept Req	Dept Req	Dept Req	Dept Req	Dept Req	Dept Req	Dept Req	E
	GR	GR	FED	FED	OTHER	OTHER	TOTAL	TOTAL	One-Time		
	DOLLARS	FTE	DOLLARS	FTE	DOLLARS	FTE	DOLLARS	FTE	DOLLARS		
							0				
							0	0.0			
Total PS	<u>0</u>	<u>0.0</u>	<u>0</u>	<u>0.0</u>	<u>0</u>	<u>0.0</u>	<u>0</u>	<u>0.0</u>	<u>0</u>	<u>0</u>	
							0				
							0				
Total EE	<u>0</u>		<u>0</u>		<u>0</u>		<u>0</u>		<u>0</u>		
Program Distributions							0				
Total PSD	<u>0</u>		<u>0</u>		<u>0</u>		<u>0</u>		<u>0</u>		
Transfers							0				
Total TRF	<u>0</u>		<u>0</u>		<u>0</u>		<u>0</u>		<u>0</u>		
Grand Total	<u><u>0</u></u>	<u><u>0.0</u></u>	<u><u>0</u></u>	<u><u>0.0</u></u>	<u><u>0</u></u>	<u><u>0.0</u></u>	<u><u>0</u></u>	<u><u>0.0</u></u>	<u><u>0</u></u>	<u><u>0</u></u>	

NEW DECISION ITEM

RANK: 5

Department Office of Administration		Budget Unit		31026						
Division Debt and Related Obligations		HB Section		5.170						
BPB Debt Service Increase		DI# 1300019								
Budget Object Class/Job Class	Gov Rec GR DOLLARS	Gov Rec GR FTE	Gov Rec FED DOLLARS	Gov Rec FED FTE	Gov Rec OTHER DOLLARS	Gov Rec OTHER FTE	Gov Rec TOTAL DOLLARS	Gov Rec TOTAL FTE	Gov Rec One-Time DOLLARS	E
							0			
							0	0.0		
Total PS	0	0.0	0	0.0	0	0.0	0	0.0	0	
							0			
							0			
							0			
Total EE	0		0		0		0		0	
Program Distributions					375,000		375,000			
Total PSD	0		0		375,000		375,000		0	
Transfers										
Total TRF	0		0		0		0		0	
Grand Total	0	0.0	0	0.0	375,000	0.0	375,000	0.0	0	

NEW DECISION ITEM

RANK: 5

Department <u>Office of Administration</u>	Budget Unit <u>31026</u>
Division <u>Debt and Related Obligations</u>	
BPB Debt Service Increase <u>DI# 1300019</u>	HB Section <u>5.170</u>

6. PERFORMANCE MEASURES (If new decision item has an associated core, separately identify projected performance with & without additional funding.)

6a. Provide an effectiveness measure.

N/A

6b. Provide an efficiency measure.

N/A

6c. Provide the number of clients/individuals served, if applicable.

N/A

6d. Provide a customer satisfaction measure, if available.

N/A

7. STRATEGIES TO ACHIEVE THE PERFORMANCE MEASUREMENT TARGETS:

N/A

OA REPORT 10 FY 2019 GOVERNOR REC

DECISION ITEM DETAIL

Budget Unit	FY 2017	FY 2017	FY 2018	FY 2018	FY 2019	FY 2019	FY 2019	FY 2019
Decision Item	ACTUAL	ACTUAL	BUDGET	BUDGET	DEPT REQ	DEPT REQ	GOV REC	GOV REC
Budget Object Class	DOLLAR	FTE	DOLLAR	FTE	DOLLAR	FTE	DOLLAR	FTE
BPB DEBT SERVICE								
BPB Debt Service - Other - 1300019								
DEBT SERVICE	0	0.00	0	0.00	0	0.00	375,000	0.00
TOTAL - PD	0	0.00	0	0.00	0	0.00	375,000	0.00
GRAND TOTAL	\$0	0.00	\$0	0.00	\$0	0.00	\$375,000	0.00
GENERAL REVENUE	\$0	0.00	\$0	0.00	\$0	0.00	\$0	0.00
FEDERAL FUNDS	\$0	0.00	\$0	0.00	\$0	0.00	\$0	0.00
OTHER FUNDS	\$0	0.00	\$0	0.00	\$0	0.00	\$375,000	0.00

OA REPORT 9 FY 2019 GOVERNOR REC

DECISION ITEM SUMMARY

Budget Unit								
Decision Item	FY 2017	FY 2017	FY 2018	FY 2018	FY 2019	FY 2019	FY 2019	FY 2019
Budget Object Summary	ACTUAL	ACTUAL	BUDGET	BUDGET	DEPT REQ	DEPT REQ	GOV REC	GOV REC
Fund	DOLLAR	FTE	DOLLAR	FTE	DOLLAR	FTE	DOLLAR	FTE
ARBITRAGE/REFUNDING/FEES-HB5								
CORE								
EXPENSE & EQUIPMENT								
GENERAL REVENUE	10,794	0.00	10,422	0.00	10,422	0.00	10,422	0.00
TOTAL - EE	10,794	0.00	10,422	0.00	10,422	0.00	10,422	0.00
PROGRAM-SPECIFIC								
GENERAL REVENUE	10,340	0.00	20,232	0.00	20,232	0.00	20,232	0.00
TOTAL - PD	10,340	0.00	20,232	0.00	20,232	0.00	20,232	0.00
TOTAL	21,134	0.00	30,654	0.00	30,654	0.00	30,654	0.00
GRAND TOTAL	\$21,134	0.00	\$30,654	0.00	\$30,654	0.00	\$30,654	0.00

CORE DECISION ITEM

Department	Office of Administration	Budget Unit	31031
Division	Debt and Related Obligations		
Core	House Bill 5 Debt - Annual Fees, Arbitrage Rebate, Refunding, and Related Expenses	HB Section	5.175

1. CORE FINANCIAL SUMMARY

	FY 2019 Budget Request						FY 2019 Governor's Recommendation				
	GR	Federal	Other	Total	E		GR	Federal	Other	Total	E
PS	0	0	0	0		PS	0	0	0	0	
EE	10,422	0	0	10,422		EE	10,422	0	0	10,422	
PSD	20,232	0	0	20,232		PSD	20,232	0	0	20,232	
TRF	0	0	0	0		TRF	0	0	0	0	
Total	30,654	0	0	30,654		Total	30,654	0	0	30,654	
FTE	0.00	0.00	0.00	0.00		FTE	0.00	0.00	0.00	0.00	

Est. Fringe	0	0	0	0
--------------------	---	---	---	---

Note: Fringes budgeted in House Bill 5 except for certain fringes budgeted directly to MoDOT, Highway Patrol, and Conservation.

Est. Fringe	0	0	0	0
--------------------	---	---	---	---

Note: Fringes budgeted in House Bill 5 except for certain fringes budgeted directly to MoDOT, Highway Patrol, and Conservation.

Other Funds:

Other Funds:

2. CORE DESCRIPTION

This core request is to pay annual paying agent and escrow agent fees, arbitrage rebate, refunding cost, defeasance and other cost associated with House Bill 5 debt. House Bill 5 debt includes: Board of Public Buildings special obligation bonds, Certificates of Participation for lease/purchases, Missouri Health and Educational Facilities Authority (MOHEFA) University of Missouri Columbia arena bonds, and State related bonds of the Missouri Development Finance Board.

3. PROGRAM LISTING (list programs included in this core funding)

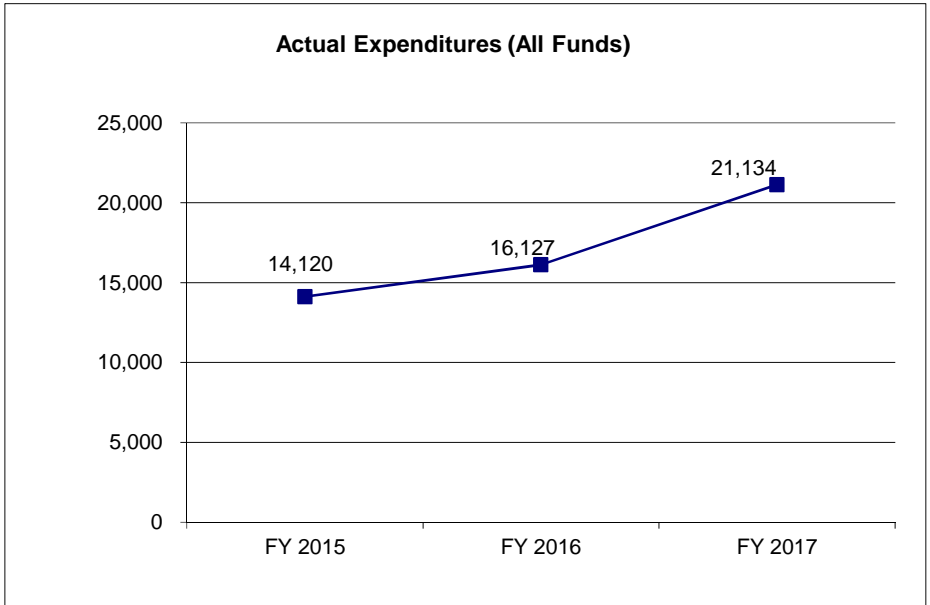
Debt Management

CORE DECISION ITEM

Department	Office of Administration	Budget Unit	31031
Division	Debt and Related Obligations		
Core	House Bill 5 Debt - Annual Fees, Arbitrage Rebate, Refunding, and Related Expenses	HB Section	5.175

4. FINANCIAL HISTORY

	FY 2015 Actual	FY 2016 Actual	FY 2017 Actual	FY 2018 Current Yr.
Appropriation (All Funds)	30,654	30,654	30,654	30,654
Less Reverted (All Funds)	0	0	0	N/A
Less Restricted (All Funds)*	0	0	0	N/A
Budget Authority (All Funds)	30,654	30,654	30,654	30,654
Actual Expenditures (All Funds)	14,120	16,127	21,134	N/A
Unexpended (All Funds)	16,534	14,527	9,520	N/A
Unexpended, by Fund:				
General Revenue	16,534	14,527	9,520	N/A
Federal	0	0	0	N/A
Other	0	0	0	N/A



Reverted includes the statutory three-percent reserve amount (when applicable).

Restricted includes any Governor's Expenditure Restrictions which remained at the end of the fiscal year (when applicable).

NOTES:

CORE RECONCILIATION DETAIL

STATE
ARBITRAGE/REFUNDING/FEES-HB5

5. CORE RECONCILIATION DETAIL

	Budget Class	FTE	GR	Federal	Other	Total	Explanation
TAFP AFTER VETOES							
	EE	0.00	10,422	0	0	10,422	
	PD	0.00	20,232	0	0	20,232	
	Total	0.00	30,654	0	0	30,654	
DEPARTMENT CORE REQUEST							
	EE	0.00	10,422	0	0	10,422	
	PD	0.00	20,232	0	0	20,232	
	Total	0.00	30,654	0	0	30,654	
GOVERNOR'S RECOMMENDED CORE							
	EE	0.00	10,422	0	0	10,422	
	PD	0.00	20,232	0	0	20,232	
	Total	0.00	30,654	0	0	30,654	

OA REPORT 10 FY 2019 GOVERNOR REC

DECISION ITEM DETAIL

Budget Unit	FY 2017	FY 2017	FY 2018	FY 2018	FY 2019	FY 2019	FY 2019	FY 2019
Decision Item	ACTUAL	ACTUAL	BUDGET	BUDGET	DEPT REQ	DEPT REQ	GOV REC	GOV REC
Budget Object Class	DOLLAR	FTE	DOLLAR	FTE	DOLLAR	FTE	DOLLAR	FTE
ARBITRAGE/REFUNDING/FEES-HB5								
CORE								
PROFESSIONAL SERVICES	10,794	0.00	4,500	0.00	4,500	0.00	4,500	0.00
MISCELLANEOUS EXPENSES	0	0.00	5,922	0.00	5,922	0.00	5,922	0.00
TOTAL - EE	10,794	0.00	10,422	0.00	10,422	0.00	10,422	0.00
DEBT SERVICE	10,340	0.00	20,232	0.00	20,232	0.00	20,232	0.00
TOTAL - PD	10,340	0.00	20,232	0.00	20,232	0.00	20,232	0.00
GRAND TOTAL	\$21,134	0.00	\$30,654	0.00	\$30,654	0.00	\$30,654	0.00
GENERAL REVENUE	\$21,134	0.00	\$30,654	0.00	\$30,654	0.00	\$30,654	0.00
FEDERAL FUNDS	\$0	0.00	\$0	0.00	\$0	0.00	\$0	0.00
OTHER FUNDS	\$0	0.00	\$0	0.00	\$0	0.00	\$0	0.00

OA REPORT 9 FY 2019 GOVERNOR REC

DECISION ITEM SUMMARY

Budget Unit								
Decision Item	FY 2017	FY 2017	FY 2018	FY 2018	FY 2019	FY 2019	FY 2019	FY 2019
Budget Object Summary	ACTUAL	ACTUAL	BUDGET	BUDGET	DEPT REQ	DEPT REQ	GOV REC	GOV REC
Fund	DOLLAR	FTE	DOLLAR	FTE	DOLLAR	FTE	DOLLAR	FTE
L/P DEBT PAYMENTS								
CORE								
PROGRAM-SPECIFIC								
GENERAL REVENUE	13,666,056	0.00	13,664,857	0.00	13,664,857	0.00	13,664,857	0.00
STATE FACILITY MAINT & OPERAT	2,417,544	0.00	2,417,682	0.00	2,417,207	0.00	2,417,207	0.00
TOTAL - PD	16,083,600	0.00	16,082,539	0.00	16,082,064	0.00	16,082,064	0.00
TOTAL	16,083,600	0.00	16,082,539	0.00	16,082,064	0.00	16,082,064	0.00
L/P Debt Payments Increase - 1300003								
PROGRAM-SPECIFIC								
GENERAL REVENUE	0	0.00	0	0.00	3,847	0.00	3,847	0.00
TOTAL - PD	0	0.00	0	0.00	3,847	0.00	3,847	0.00
TOTAL	0	0.00	0	0.00	3,847	0.00	3,847	0.00
GRAND TOTAL	\$16,083,600	0.00	\$16,082,539	0.00	\$16,085,911	0.00	\$16,085,911	0.00

CORE DECISION ITEM

Department	Office of Administration	Budget Unit	31033
Division	Debt and Related Obligations		
Core -	Lease Purchase Debt Payments	HB Section	5.180

1. CORE FINANCIAL SUMMARY

	FY 2019 Budget Request						FY 2019 Governor's Recommendation				
	GR	Federal	Other	Total	E		GR	Federal	Other	Total	E
PS	0	0	0	0	0	PS	0	0	0	0	
EE	0	0	0	0	0	EE	0	0	0	0	
PSD	13,664,857	0	2,417,207	16,082,064		PSD	13,664,857	0	2,417,207	16,082,064	
TRF	0	0	0	0		TRF	0	0	0	0	
Total	13,664,857	0	2,417,207	16,082,064		Total	13,664,857	0	2,417,207	16,082,064	
FTE	0.00	0.00	0.00	0.00		FTE	0.00	0.00	0.00	0.00	

Est. Fringe	0	0	0	0
--------------------	---	---	---	---

Note: Fringes budgeted in House Bill 5 except for certain fringes budgeted directly to MoDOT, Highway Patrol, and Conservation.

Est. Fringe	0	0	0	0
--------------------	---	---	---	---

Note: Fringes budgeted in House Bill 5 except for certain fringes budgeted directly to MoDOT, Highway Patrol, and Conservation.

Other Funds: State Facility Maintenance and Operation Fund (0501)

Other Funds: State Facility Maintenance and Operation Fund (0501)

2. CORE DESCRIPTION

This core request is for payment of lease/purchase certificates of participation for three Department of Mental Health Projects (St. Louis Acute Care Psychiatric Hospital, the St. Louis Psychiatric Rehabilitation Center, and the Northwest Psychiatric Rehabilitation Center) and one Department of Corrections project (Bonne Terre Prison). These lease/purchase certificates were refunded in June 2011. Debt service amounts for these lease/purchase agreements vary from year to year. The principal amount of certificates of participation outstanding as of 7/1/17 is \$26,770,000 and will mature on 10/1/2018.

This request is also for the payment of annual debt service expenses related to the Leasehold Revenue Bonds Series 2005 and Series 2006. These bonds were issued through the Missouri Development Finance Board for the purchase of two buildings in St. Louis, one building in Florissant, and one building in Jennings. A portion of these leases were refunded in May 2013. Debt service amounts for these lease/purchase agreements vary from year to year. The principal amount of outstanding Series A 2013, and Series B 2013 bonds as of 7/1/17 is \$27,310,000 and will mature on 10/1/2030.

This is a core reduction of \$475.

3. PROGRAM LISTING (list programs included in this core funding)

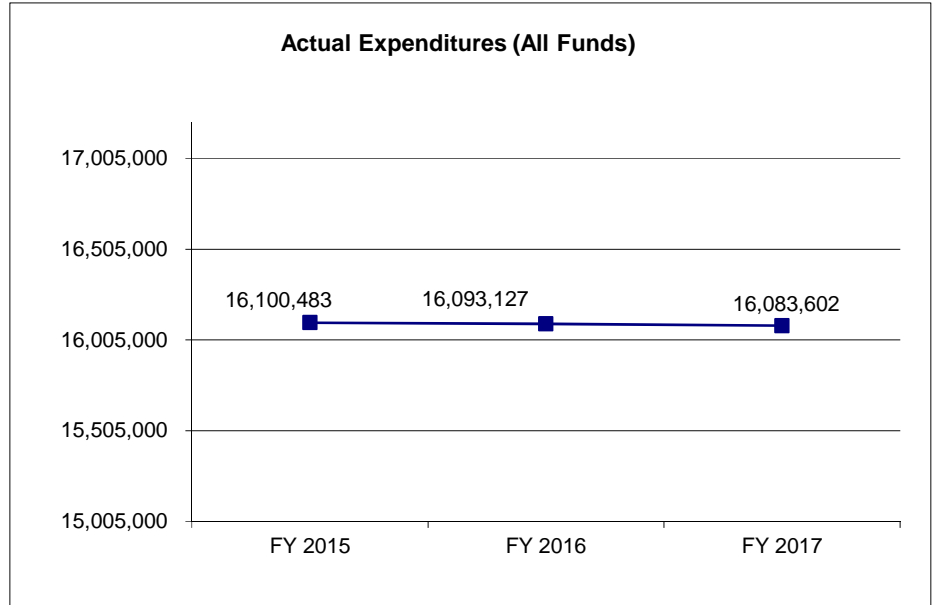
Debt Management

CORE DECISION ITEM

Department	Office of Administration	Budget Unit	31033
Division	Debt and Related Obligations		
Core -	Lease Purchase Debt Payments	HB Section	5.180

4. FINANCIAL HISTORY

	FY 2015 Actual	FY 2016 Actual	FY 2017 Actual	FY 2018 Current Yr.
Appropriation (All Funds)	16,100,496	16,093,139	16,083,614	16,082,539
Less Reverted (All Funds)	0	0	0	N/A
Less Restricted (All Funds)*	0	0	0	N/A
Budget Authority (All Funds)	16,100,496	16,093,139	16,083,614	16,082,539
Actual Expenditures (All Funds)	16,100,483	16,093,127	16,083,602	N/A
Unexpended (All Funds)	13	12	12	N/A
Unexpended, by Fund:				
General Revenue	1	1	0	N/A
Federal	0	0	0	N/A
Other	12	11	12	N/A



Reverted includes the statutory three-percent reserve amount (when applicable).

Restricted includes any Governor's Expenditure Restrictions which remained at the end of the fiscal year (when applicable).

NOTES:

CORE RECONCILIATION DETAIL

STATE
L/P DEBT PAYMENTS

5. CORE RECONCILIATION DETAIL

	Budget Class	FTE	GR	Federal	Other	Total	Explanation
TAFP AFTER VETOES							
	PD	0.00	13,664,857	0	2,417,682	16,082,539	
	Total	0.00	13,664,857	0	2,417,682	16,082,539	
DEPARTMENT CORE ADJUSTMENTS							
Core Reduction	935 6753	PD	0.00	0	0	(475)	(475) Core Cut--FY 2019 debt payment are less than core.
NET DEPARTMENT CHANGES			0.00	0	0	(475)	(475)
DEPARTMENT CORE REQUEST							
	PD	0.00	13,664,857	0	2,417,207	16,082,064	
	Total	0.00	13,664,857	0	2,417,207	16,082,064	
GOVERNOR'S RECOMMENDED CORE							
	PD	0.00	13,664,857	0	2,417,207	16,082,064	
	Total	0.00	13,664,857	0	2,417,207	16,082,064	

OA REPORT 10 FY 2019 GOVERNOR REC

DECISION ITEM DETAIL

Budget Unit	FY 2017	FY 2017	FY 2018	FY 2018	FY 2019	FY 2019	FY 2019	FY 2019
Decision Item	ACTUAL	ACTUAL	BUDGET	BUDGET	DEPT REQ	DEPT REQ	GOV REC	GOV REC
Budget Object Class	DOLLAR	FTE	DOLLAR	FTE	DOLLAR	FTE	DOLLAR	FTE
L/P DEBT PAYMENTS								
CORE								
DEBT SERVICE	16,083,600	0.00	16,082,539	0.00	16,082,064	0.00	16,082,064	0.00
TOTAL - PD	16,083,600	0.00	16,082,539	0.00	16,082,064	0.00	16,082,064	0.00
GRAND TOTAL	\$16,083,600	0.00	\$16,082,539	0.00	\$16,082,064	0.00	\$16,082,064	0.00
GENERAL REVENUE	\$13,666,056	0.00	\$13,664,857	0.00	\$13,664,857	0.00	\$13,664,857	0.00
FEDERAL FUNDS	\$0	0.00	\$0	0.00	\$0	0.00	\$0	0.00
OTHER FUNDS	\$2,417,544	0.00	\$2,417,682	0.00	\$2,417,207	0.00	\$2,417,207	0.00

NEW DECISION ITEM

RANK: 5

Department Office of Administration	Budget Unit <u>31033</u>
Division Debt and Related Obligations	
DI Name Lease Purchase Debt Payments DI# 1300003	HB Section <u>5.180</u>

1. AMOUNT OF REQUEST

	FY 2019 Budget Request				E		FY 2019 Governor's Recommendation				E
	GR	Federal	Other	Total			GR	Federal	Other	Total	
PS	0	0	0	0		PS	0	0	0	0	
EE	0	0	0	0		EE	0	0	0	0	
PSD	3,847	0	0	3,847		PSD	3,847	0	0	3,847	
TRF	0	0	0	0		TRF	0	0	0	0	
Total	3,847	0	0	3,847		Total	3,847	0	0	3,847	
FTE	0.00	0.00	0.00	0.00		FTE	0.00	0.00	0.00	0.00	

Est. Fringe	0	0	0	0
--------------------	---	---	---	---

Note: Fringes budgeted in House Bill 5 except for certain fringes budgeted directly to MoDOT, Highway Patrol, and Conservation.

Est. Fringe	0	0	0	0
--------------------	---	---	---	---

Note: Fringes budgeted in House Bill 5 except for certain fringes budgeted directly to MoDOT, Highway Patrol, and Conservation.

Other Funds:

Other Funds:

2. THIS REQUEST CAN BE CATEGORIZED AS:

<input type="checkbox"/> New Legislation	<input type="checkbox"/> New Program	<input type="checkbox"/> Fund Switch
<input type="checkbox"/> Federal Mandate	<input type="checkbox"/> Program Expansion	<input checked="" type="checkbox"/> Cost to Continue
<input type="checkbox"/> GR Pick-Up	<input type="checkbox"/> Space Request	<input type="checkbox"/> Equipment Replacement
<input type="checkbox"/> Pay Plan	<input type="checkbox"/> Other: _____	

3. WHY IS THIS FUNDING NEEDED? PROVIDE AN EXPLANATION FOR ITEMS CHECKED IN #2. INCLUDE THE FEDERAL OR STATE STATUTORY OR CONSTITUTIONAL AUTHORIZATION FOR THIS PROGRAM.

This request is for the payment of annual debt service expenses related to the Certificates of Participation Series A 2011. These bonds were issued for three Department of Mental Health Projects (St. Louis Acute Care Psychiatric Hospital, The St. Louis Psychiatric Rehabilitation Center, and the Northwest Psychiatric Rehabilitation Center) and one Department of Corrections project (Bonne Terre Prison). These lease/purchase certificates were refunded in June 2011. Debt service amounts for these lease/purchase agreements vary from year to year. The principal amount of outstanding A 2011 bonds as of 7/1/17 is \$26,770,000 and will mature on 10/1/2018.

NEW DECISION ITEM

RANK: 5

Department	Office of Administration	Budget Unit	31033
Division	Debt and Related Obligations		
DI Name	Lease Purchase Debt Payments	DI# 1300003	HB Section
			5.180

4. DESCRIBE THE DETAILED ASSUMPTIONS USED TO DERIVE THE SPECIFIC REQUESTED AMOUNT. (How did you determine that the requested number of FTE were appropriate? From what source or standard did you derive the requested levels of funding? Were alternatives such as outsourcing or automation considered? If based on new legislation, does request tie to TAFP fiscal note? If not, explain why. Detail which portions of the request are one-times and how those amounts were calculated.)

Debt service amounts for these lease/purchase agreements vary from year to year due to different maturity dates and interest rates. The amount required for the FY 19 payments is greater than the FY 18 core as follows:

	Principal Outstanding as of 07/01/17	Final Maturity	Fund	FY 18 Core	FY 19 Core	Difference
Series A 2011 Refunding	26,770,000	10/1/2018	0101	13,664,857	13,668,704	3,847

5. BREAK DOWN THE REQUEST BY BUDGET OBJECT CLASS, JOB CLASS, AND FUND SOURCE. IDENTIFY ONE-TIME COSTS.

Budget Object Class/Job Class	Dept Req	Dept Req	Dept Req	Dept Req	Dept Req	Dept Req	Dept Req	Dept Req	Dept Req	Dept Req
	GR	GR	FED	FED	OTHER	OTHER	TOTAL	TOTAL	One-Time	E
	DOLLARS	FTE	DOLLARS	FTE	DOLLARS	FTE	DOLLARS	FTE	DOLLARS	
							0			
Total PS	0	0.0	0	0.0	0	0.0	0	0.0	0	
Total EE	0		0		0		0		0	
Program Distributions	3,847		0		0		3,847			
Total PSD	3,847		0		0		3,847		0	
Transfers										
Total TRF	0		0		0		0		0	
Grand Total	3,847	0.0	0	0.0	0	0.0	3,847	0.0	0	

NEW DECISION ITEM

RANK: 5

Department <u>Office of Administration</u>		Budget Unit <u>31033</u>								
Division <u>Debt and Related Obligations</u>										
DI Name <u>Lease Purchase Debt Payments</u>	DI# <u>1300003</u>	HB Section <u>5.180</u>								
Budget Object Class/Job Class	Gov Rec GR DOLLARS	Gov Rec GR FTE	Gov Rec FED DOLLARS	Gov Rec FED FTE	Gov Rec OTHER DOLLARS	Gov Rec OTHER FTE	Gov Rec TOTAL DOLLARS	Gov Rec TOTAL FTE	Gov Rec One-Time DOLLARS	E
							0			
							0	0.0		
Total PS	<u>0</u>	<u>0.0</u>	<u>0</u>	<u>0.0</u>	<u>0</u>	<u>0.0</u>	<u>0</u>	<u>0.0</u>	<u>0</u>	
							0			
							0			
							0			
Total EE	<u>0</u>		<u>0</u>		<u>0</u>		<u>0</u>		<u>0</u>	
Program Distributions	3,847				0		3,847			
Total PSD	<u>3,847</u>		<u>0</u>		<u>0</u>		<u>3,847</u>		<u>0</u>	
Transfers										
Total TRF	<u>0</u>		<u>0</u>		<u>0</u>		<u>0</u>		<u>0</u>	
Grand Total	<u>3,847</u>	<u>0.0</u>	<u>0</u>	<u>0.0</u>	<u>0</u>	<u>0.0</u>	<u>3,847</u>	<u>0.0</u>	<u>0</u>	

NEW DECISION ITEM

RANK: 5

Department <u>Office of Administration</u>	Budget Unit <u>31033</u>
Division <u>Debt and Related Obligations</u>	
DI Name <u>Lease Purchase Debt Payments</u> DI# <u>1300003</u>	HB Section <u>5.180</u>

6. PERFORMANCE MEASURES (If new decision item has an associated core, separately identify projected performance with & without additional funding.)

6a. Provide an effectiveness measure.

Prompt payment of principal and interest results in adherence to statutory requirement and bond resolutions. This promotes sound financial management and helps to maintain the State's triple AAA bond rating.

6b. Provide an efficiency measure.

Debt payments made on due dates of 10/1 and 4/1.

6c. Provide the number of clients/individuals served, if applicable.

1/1 paying agents received timely payments. Unknown number of bondholders received timely payments.

6d. Provide a customer satisfaction measure, if available.

Zero complaints received by paying agent or bondholders.

7. STRATEGIES TO ACHIEVE THE PERFORMANCE MEASUREMENT TARGETS:

Payment will be made on or before the required due dates.

OA REPORT 10 FY 2019 GOVERNOR REC

DECISION ITEM DETAIL

Budget Unit	FY 2017	FY 2017	FY 2018	FY 2018	FY 2019	FY 2019	FY 2019	FY 2019
Decision Item	ACTUAL	ACTUAL	BUDGET	BUDGET	DEPT REQ	DEPT REQ	GOV REC	GOV REC
Budget Object Class	DOLLAR	FTE	DOLLAR	FTE	DOLLAR	FTE	DOLLAR	FTE
L/P DEBT PAYMENTS								
L/P Debt Payments Increase - 1300003								
PROGRAM DISTRIBUTIONS	0	0.00	0	0.00	3,847	0.00	3,847	0.00
TOTAL - PD	0	0.00	0	0.00	3,847	0.00	3,847	0.00
GRAND TOTAL	\$0	0.00	\$0	0.00	\$3,847	0.00	\$3,847	0.00
GENERAL REVENUE	\$0	0.00	\$0	0.00	\$3,847	0.00	\$3,847	0.00
FEDERAL FUNDS	\$0	0.00	\$0	0.00	\$0	0.00	\$0	0.00
OTHER FUNDS	\$0	0.00	\$0	0.00	\$0	0.00	\$0	0.00

OA REPORT 9 FY 2019 GOVERNOR REC

DECISION ITEM SUMMARY

Budget Unit								
Decision Item	FY 2017	FY 2017	FY 2018	FY 2018	FY 2019	FY 2019	FY 2019	FY 2019
Budget Object Summary	ACTUAL	ACTUAL	BUDGET	BUDGET	DEPT REQ	DEPT REQ	GOV REC	GOV REC
Fund	DOLLAR	FTE	DOLLAR	FTE	DOLLAR	FTE	DOLLAR	FTE
MU BASKETBALL ARENA								
CORE								
PROGRAM-SPECIFIC								
GENERAL REVENUE	2,526,600	0.00	2,522,625	0.00	2,519,375	0.00	2,519,375	0.00
TOTAL - PD	2,526,600	0.00	2,522,625	0.00	2,519,375	0.00	2,519,375	0.00
TOTAL	2,526,600	0.00	2,522,625	0.00	2,519,375	0.00	2,519,375	0.00
GRAND TOTAL	\$2,526,600	0.00	\$2,522,625	0.00	\$2,519,375	0.00	\$2,519,375	0.00

CORE DECISION ITEM

Department	Office of Administration	Budget Unit	32350
Division	Debt and Related Obligations		
Core -	MOHEFA MU Columbia Arena Project Debt Service	HB Section	5.185

1. CORE FINANCIAL SUMMARY

	FY 2019 Budget Request						FY 2019 Governor's Recommendation				
	GR	Federal	Other	Total	E		GR	Federal	Other	Total	E
PS	0	0	0	0		PS	0	0	0	0	
EE	0	0	0	0		EE	0	0	0	0	
PSD	2,519,375	0	0	2,519,375		PSD	2,519,375	0	0	2,519,375	
TRF	0	0	0	0		TRF	0	0	0	0	
Total	2,519,375	0	0	2,519,375		Total	2,519,375	0	0	2,519,375	
FTE	0.00	0.00	0.00	0.00		FTE	0.00	0.00	0.00	0.00	

Est. Fringe	0	0	0	0
--------------------	---	---	---	---

Note: Fringes budgeted in House Bill 5 except for certain fringes budgeted directly to MoDOT, Highway Patrol, and Conservation.

Est. Fringe	0	0	0	0
--------------------	---	---	---	---

Note: Fringes budgeted in House Bill 5 except for certain fringes budgeted directly to MoDOT, Highway Patrol, and Conservation.

Other Funds:

Other Funds:

2. CORE DESCRIPTION

This core request is for the payment of principal and interest on outstanding Missouri Health and Educational Facilities Authority (MOHEFA) University of Missouri-Columbia arena project bonds. The State has entered into a financing agreement to pay the annual debt service on these bonds. The principal amount of bonds outstanding as of 7/1/17 is \$11,160,000.

The bonds will mature on 10/1/2021.

This request represents a core reduction of \$3,250.

3. PROGRAM LISTING (list programs included in this core funding)

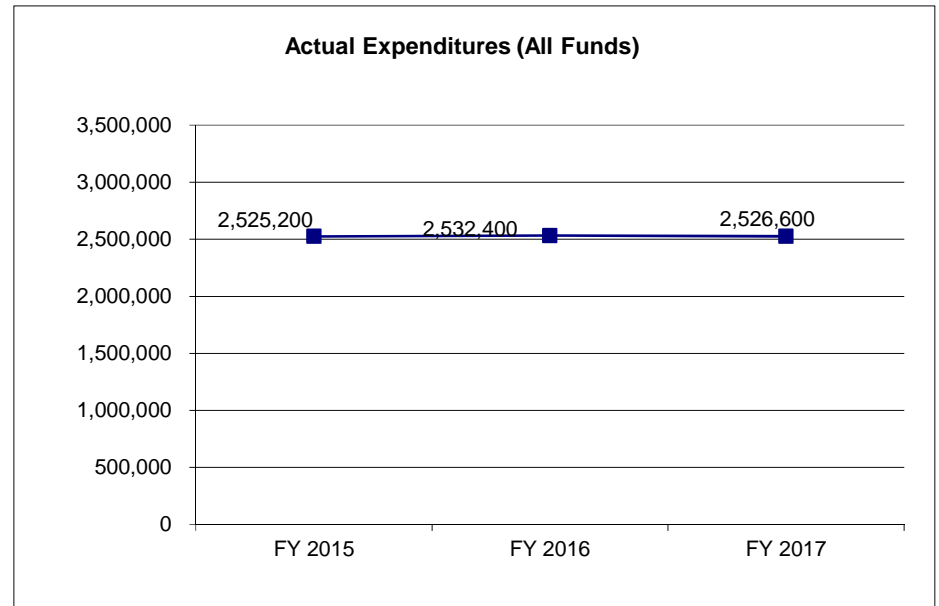
Debt Management

CORE DECISION ITEM

Department	Office of Administration	Budget Unit	32350
Division	Debt and Related Obligations		
Core -	MOHEFA MU Columbia Arena Project Debt Service	HB Section	5.185

4. FINANCIAL HISTORY

	FY 2015 Actual	FY 2016 Actual	FY 2017 Actual	FY 2018 Current Yr.
Appropriation (All Funds)	2,525,200	2,532,400	2,526,600	2,522,625
Less Reverted (All Funds)	0	0	0	N/A
Less Restricted (All Funds)*	0	0	0	N/A
Budget Authority (All Funds)	2,525,200	2,532,400	2,526,600	2,522,625
Actual Expenditures (All Funds)	2,525,200	2,532,400	2,526,600	N/A
Unexpended (All Funds)	0	0	0	N/A
Unexpended, by Fund:				
General Revenue	0	0	0	N/A
Federal	0	0	0	N/A
Other	0	0	0	N/A



Reverted includes the statutory three-percent reserve amount (when applicable).

Restricted includes any Governor's Expenditure Restrictions which remained at the end of the fiscal year (when applicable).

NOTES:

CORE RECONCILIATION DETAIL

STATE
MU BASKETBALL ARENA

5. CORE RECONCILIATION DETAIL

	Budget Class	FTE	GR	Federal	Other	Total	Explanation
TAFP AFTER VETOES							
	PD	0.00	2,522,625	0	0	2,522,625	
	Total	0.00	2,522,625	0	0	2,522,625	
DEPARTMENT CORE ADJUSTMENTS							
Core Reduction	842 5732 PD	0.00	(3,250)	0	0	(3,250)	Core Cut --FY 2019 debt payments are less than core.
NET DEPARTMENT CHANGES		0.00	(3,250)	0	0	(3,250)	
DEPARTMENT CORE REQUEST							
	PD	0.00	2,519,375	0	0	2,519,375	
	Total	0.00	2,519,375	0	0	2,519,375	
GOVERNOR'S RECOMMENDED CORE							
	PD	0.00	2,519,375	0	0	2,519,375	
	Total	0.00	2,519,375	0	0	2,519,375	

OA REPORT 10 FY 2019 GOVERNOR REC

DECISION ITEM DETAIL

Budget Unit	FY 2017	FY 2017	FY 2018	FY 2018	FY 2019	FY 2019	FY 2019	FY 2019
Decision Item	ACTUAL	ACTUAL	BUDGET	BUDGET	DEPT REQ	DEPT REQ	GOV REC	GOV REC
Budget Object Class	DOLLAR	FTE	DOLLAR	FTE	DOLLAR	FTE	DOLLAR	FTE
MU BASKETBALL ARENA								
CORE								
DEBT SERVICE	2,526,600	0.00	2,522,625	0.00	2,519,375	0.00	2,519,375	0.00
TOTAL - PD	2,526,600	0.00	2,522,625	0.00	2,519,375	0.00	2,519,375	0.00
GRAND TOTAL	\$2,526,600	0.00	\$2,522,625	0.00	\$2,519,375	0.00	\$2,519,375	0.00
GENERAL REVENUE	\$2,526,600	0.00	\$2,522,625	0.00	\$2,519,375	0.00	\$2,519,375	0.00
FEDERAL FUNDS	\$0	0.00	\$0	0.00	\$0	0.00	\$0	0.00
OTHER FUNDS	\$0	0.00	\$0	0.00	\$0	0.00	\$0	0.00

OA REPORT 9 FY 2019 GOVERNOR REC

DECISION ITEM SUMMARY

Budget Unit								
Decision Item	FY 2017	FY 2017	FY 2018	FY 2018	FY 2019	FY 2019	FY 2019	FY 2019
Budget Object Summary	ACTUAL	ACTUAL	BUDGET	BUDGET	DEPT REQ	DEPT REQ	GOV REC	GOV REC
Fund	DOLLAR	FTE	DOLLAR	FTE	DOLLAR	FTE	DOLLAR	FTE
HIST SCTY BLDG DEBT SERVICE								
CORE								
PROGRAM-SPECIFIC								
GENERAL REVENUE	2,333,530	0.00	2,333,344	0.00	2,328,594	0.00	2,328,594	0.00
TOTAL - PD	2,333,530	0.00	2,333,344	0.00	2,328,594	0.00	2,328,594	0.00
TOTAL	2,333,530	0.00	2,333,344	0.00	2,328,594	0.00	2,328,594	0.00
GRAND TOTAL	\$2,333,530	0.00	\$2,333,344	0.00	\$2,328,594	0.00	\$2,328,594	0.00

CORE DECISION ITEM

Department	Office of Administration	Budget Unit	32360
Division	Debt and Related Obligations		
Core -	MDFB - Historical Society Project	HB Section	5.190

1. CORE FINANCIAL SUMMARY

	FY 2019 Budget Request						FY 2019 Governor's Recommendation				
	GR	Federal	Other	Total	E		GR	Federal	Other	Total	E
PS	0	0	0	0		PS	0	0	0	0	
EE	0	0	0	0		EE	0	0	0	0	
PSD	2,328,594	0	0	2,328,594		PSD	2,328,594	0	0	2,328,594	
TRF	0	0	0	0		TRF	0	0	0	0	
Total	2,328,594	0	0	2,328,594		Total	2,328,594	0	0	2,328,594	
FTE	0.00	0.00	0.00	0.00		FTE	0.00	0.00	0.00	0.00	

Est. Fringe	0	0	0	0
--------------------	---	---	---	---

Note: Fringes budgeted in House Bill 5 except for certain fringes budgeted directly to MoDOT, Highway Patrol, and Conservation.

Est. Fringe	0	0	0	0
--------------------	---	---	---	---

Note: Fringes budgeted in House Bill 5 except for certain fringes budgeted directly to MoDOT, Highway Patrol, and Conservation.

Other Funds:

Other Funds:

2. CORE DESCRIPTION

This core request is for the payment of principal and interest on outstanding Missouri Development Finance Board - Historical Society project bonds. The State has entered into a financing agreement to pay the annual debt service on these bonds. The principal amount of bonds outstanding as of 7/1/17 is \$32,655,000.

The bonds will mature on 10/1/2035.

This request represents a core reduction of \$4,750.

3. PROGRAM LISTING (list programs included in this core funding)

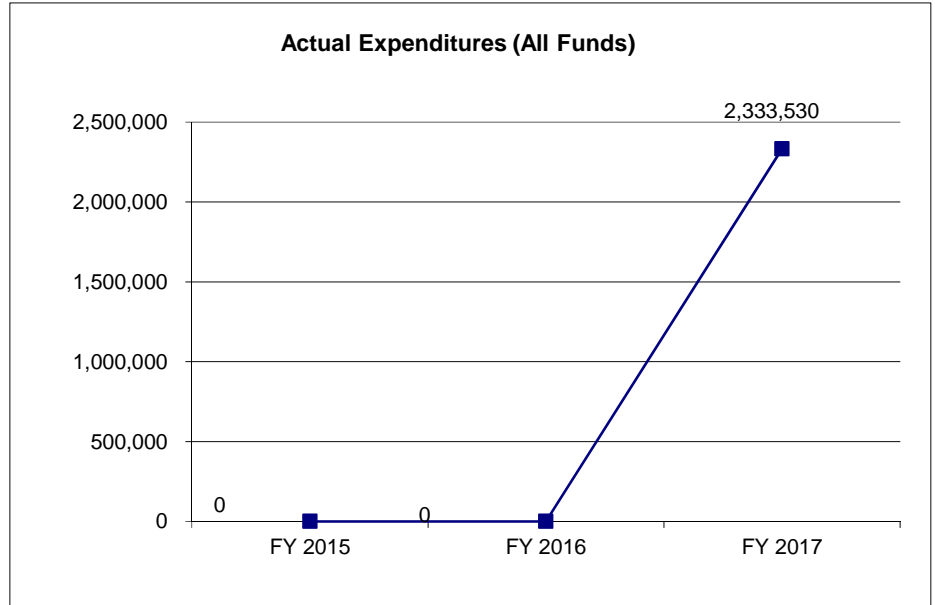
Debt Management

CORE DECISION ITEM

Department	Office of Administration	Budget Unit	32360
Division	Debt and Related Obligations		
Core -	MDFB - Historical Society Project	HB Section	5.190

4. FINANCIAL HISTORY

	FY 2015 Actual	FY 2016 Actual	FY 2017 Actual	FY 2018 Current Yr.
Appropriation (All Funds)	0	0	2,700,000	2,333,344
Less Reverted (All Funds)	0	0	0	N/A
Less Restricted (All Funds)*	0	0	285,000	N/A
Budget Authority (All Funds)	0	0	2,415,000	2,333,344
Actual Expenditures (All Funds)	0	0	2,333,530	N/A
Unexpended (All Funds)	0	0	81,470	N/A
Unexpended, by Fund:				
General Revenue	0	0	81,470	N/A
Federal	0	0	0	N/A
Other	0	0	0	N/A



*Restricted amount is as of 9/1/2017.

Reverted includes the statutory three-percent reserve amount (when applicable).

Restricted includes any Governor's Expenditure Restrictions which remained at the end of the fiscal year (when applicable).

NOTES:

CORE RECONCILIATION DETAIL

STATE
HIST SCTY BLDG DEBT SERVICE

5. CORE RECONCILIATION DETAIL

	Budget Class	FTE	GR	Federal	Other	Total	Explanation
TAFP AFTER VETOES							
	PD	0.00	2,333,344	0	0	2,333,344	
	Total	0.00	2,333,344	0	0	2,333,344	
DEPARTMENT CORE ADJUSTMENTS							
Core Reduction	843 1249 PD	0.00	(4,750)	0	0	(4,750)	Core Cut --FY 2019 debt payments are less than core.
NET DEPARTMENT CHANGES		0.00	(4,750)	0	0	(4,750)	
DEPARTMENT CORE REQUEST							
	PD	0.00	2,328,594	0	0	2,328,594	
	Total	0.00	2,328,594	0	0	2,328,594	
GOVERNOR'S RECOMMENDED CORE							
	PD	0.00	2,328,594	0	0	2,328,594	
	Total	0.00	2,328,594	0	0	2,328,594	

OA REPORT 10 FY 2019 GOVERNOR REC

DECISION ITEM DETAIL

Budget Unit	FY 2017	FY 2017	FY 2018	FY 2018	FY 2019	FY 2019	FY 2019	FY 2019
Decision Item	ACTUAL	ACTUAL	BUDGET	BUDGET	DEPT REQ	DEPT REQ	GOV REC	GOV REC
Budget Object Class	DOLLAR	FTE	DOLLAR	FTE	DOLLAR	FTE	DOLLAR	FTE
HIST SCTY BLDG DEBT SERVICE								
CORE								
PROGRAM DISTRIBUTIONS	0	0.00	2,333,344	0.00	2,328,594	0.00	2,328,594	0.00
DEBT SERVICE	2,333,530	0.00	0	0.00	0	0.00	0	0.00
TOTAL - PD	2,333,530	0.00	2,333,344	0.00	2,328,594	0.00	2,328,594	0.00
GRAND TOTAL	\$2,333,530	0.00	\$2,333,344	0.00	\$2,328,594	0.00	\$2,328,594	0.00
GENERAL REVENUE	\$2,333,530	0.00	\$2,333,344	0.00	\$2,328,594	0.00	\$2,328,594	0.00
FEDERAL FUNDS	\$0	0.00	\$0	0.00	\$0	0.00	\$0	0.00
OTHER FUNDS	\$0	0.00	\$0	0.00	\$0	0.00	\$0	0.00

OA REPORT 9 FY 2019 GOVERNOR REC

DECISION ITEM SUMMARY

Budget Unit								
Decision Item	FY 2017	FY 2017	FY 2018	FY 2018	FY 2019	FY 2019	FY 2019	FY 2019
Budget Object Summary	ACTUAL	ACTUAL	BUDGET	BUDGET	DEPT REQ	DEPT REQ	GOV REC	GOV REC
Fund	DOLLAR	FTE	DOLLAR	FTE	DOLLAR	FTE	DOLLAR	FTE
FULTON STATE HOSP BOND TRANSFR								
CORE								
FUND TRANSFERS								
GENERAL REVENUE	6,910,845	0.00	12,349,819	0.00	12,346,138	0.00	12,346,138	0.00
TOTAL - TRF	6,910,845	0.00	12,349,819	0.00	12,346,138	0.00	12,346,138	0.00
TOTAL	6,910,845	0.00	12,349,819	0.00	12,346,138	0.00	12,346,138	0.00
GRAND TOTAL	\$6,910,845	0.00	\$12,349,819	0.00	\$12,346,138	0.00	\$12,346,138	0.00

CORE DECISION ITEM

Department	Office of Administration	Budget Unit	32348
Division	Debt and Related Obligations		
Core	Fulton State Hospital Bond Fund Transfer	HB Section	5.195

1. CORE FINANCIAL SUMMARY

	FY 2019 Budget Request						FY 2019 Governor's Recommendation				
	GR	Federal	Other	Total	E		GR	Federal	Other	Total	E
PS	0	0	0	0	0	PS	0	0	0	0	
EE	0	0	0	0	0	EE	0	0	0	0	
PSD	12,346,138	0	0	12,346,138		PSD	12,346,138	0	0	12,346,138	
TRF	0	0	0	0		TRF	0	0	0	0	
Total	12,346,138	0	0	12,346,138		Total	12,346,138	0	0	12,346,138	
FTE	0.00	0.00	0.00	0.00		FTE	0.00	0.00	0.00	0.00	
Est. Fringe	0	0	0	0		Est. Fringe	0	0	0	0	
<i>Note: Fringes budgeted in House Bill 5 except for certain fringes budgeted directly to MoDOT, Highway Patrol, and Conservation.</i>						<i>Note: Fringes budgeted in House Bill 5 except for certain fringes budgeted directly to MoDOT, Highway Patrol, and Conservation.</i>					
Other Funds:						Other Funds:					

2. CORE DESCRIPTION

The State has entered into a financing agreement to pay the annual debt service on Missouri Development Finance Board - Fulton State Hospital project bonds Series A 2014 and Series A 2016. This core request provides for the transfer from general revenue to the Fulton State Hospital bonds debt service fund. Funds are transferred into the debt service fund one year in advance of the required debt service payment date. The principal amount of bonds outstanding at of 7/1/17 is \$185,360,000.

This request represents a core decrease of \$3,681.

3. PROGRAM LISTING (list programs included in this core funding)

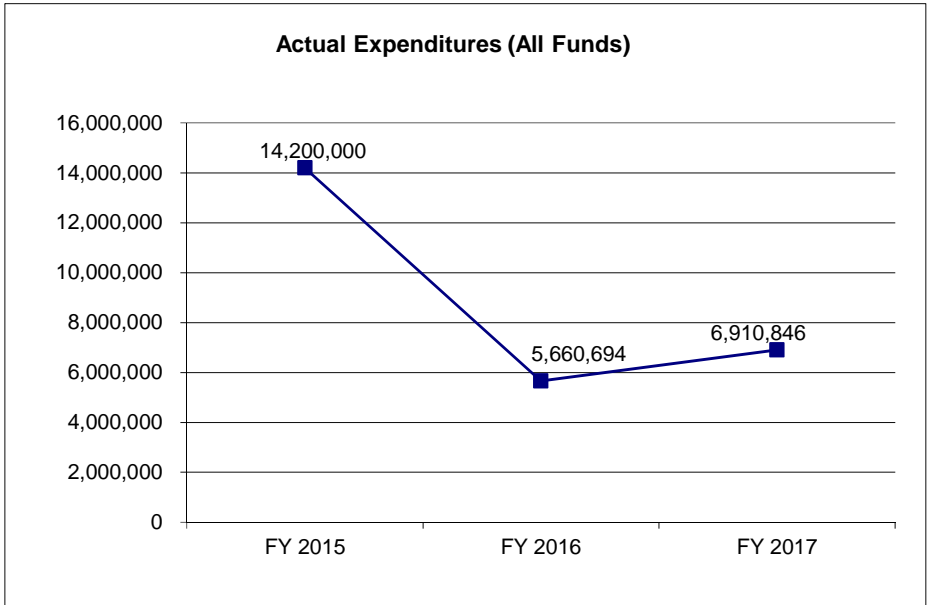
Debt Management

CORE DECISION ITEM

Department	Office of Administration	Budget Unit	32348
Division	Debt and Related Obligations		
Core	Fulton State Hospital Bond Fund Transfer	HB Section	5.195

4. FINANCIAL HISTORY

	<u>FY 2015 Actual</u>	<u>FY 2016 Actual</u>	<u>FY 2017 Actual</u>	<u>FY 2018 Current Yr.</u>
Appropriation (All Funds)	14,200,000	14,200,000	14,200,000	12,349,819
Less Reverted (All Funds)	0	0	0	N/A
Less Restricted (All Funds)*	0	0	7,000,000	N/A
Budget Authority (All Funds)	14,200,000	14,200,000	7,200,000	12,349,819
Actual Expenditures (All Funds)	14,200,000	5,660,694	6,910,846	N/A
Unexpended (All Funds)	0	8,539,306	289,154	N/A
Unexpended, by Fund:				
General Revenue	0	8,539,306	289,154	N/A
Federal	0	0	0	N/A
Other	0	0	0	N/A



*Restricted amount is as of 9/1/2017.

Reverted includes the statutory three-percent reserve amount (when applicable).

Restricted includes any Governor's Expenditure Restrictions which remained at the end of the fiscal year (when applicable).

NOTES:

CORE RECONCILIATION DETAIL

STATE
 FULTON STATE HOSP BOND TRANSFR

5. CORE RECONCILIATION DETAIL

	Budget Class	FTE	GR	Federal	Other	Total	Explanation
TAFP AFTER VETOES							
	TRF	0.00	12,349,819	0	0	12,349,819	
	Total	0.00	12,349,819	0	0	12,349,819	
DEPARTMENT CORE ADJUSTMENTS							
Core Reduction	709 T932 TRF	0.00	(3,681)	0	0	(3,681)	Core Cut--Debt Service Requirement is less than prior year core.
NET DEPARTMENT CHANGES		0.00	(3,681)	0	0	(3,681)	
DEPARTMENT CORE REQUEST							
	TRF	0.00	12,346,138	0	0	12,346,138	
	Total	0.00	12,346,138	0	0	12,346,138	
GOVERNOR'S RECOMMENDED CORE							
	TRF	0.00	12,346,138	0	0	12,346,138	
	Total	0.00	12,346,138	0	0	12,346,138	

OA REPORT 10 FY 2019 GOVERNOR REC

DECISION ITEM DETAIL

Budget Unit	FY 2017	FY 2017	FY 2018	FY 2018	FY 2019	FY 2019	FY 2019	FY 2019
Decision Item	ACTUAL	ACTUAL	BUDGET	BUDGET	DEPT REQ	DEPT REQ	GOV REC	GOV REC
Budget Object Class	DOLLAR	FTE	DOLLAR	FTE	DOLLAR	FTE	DOLLAR	FTE
FULTON STATE HOSP BOND TRANSFR								
CORE								
TRANSFERS OUT	6,910,845	0.00	12,349,819	0.00	12,346,138	0.00	12,346,138	0.00
TOTAL - TRF	6,910,845	0.00	12,349,819	0.00	12,346,138	0.00	12,346,138	0.00
GRAND TOTAL	\$6,910,845	0.00	\$12,349,819	0.00	\$12,346,138	0.00	\$12,346,138	0.00
GENERAL REVENUE	\$6,910,845	0.00	\$12,349,819	0.00	\$12,346,138	0.00	\$12,346,138	0.00
FEDERAL FUNDS	\$0	0.00	\$0	0.00	\$0	0.00	\$0	0.00
OTHER FUNDS	\$0	0.00	\$0	0.00	\$0	0.00	\$0	0.00

OA REPORT 9 FY 2019 GOVERNOR REC

DECISION ITEM SUMMARY

Budget Unit								
Decision Item	FY 2017	FY 2017	FY 2018	FY 2018	FY 2019	FY 2019	FY 2019	FY 2019
Budget Object Summary	ACTUAL	ACTUAL	BUDGET	BUDGET	DEPT REQ	DEPT REQ	GOV REC	GOV REC
Fund	DOLLAR	FTE	DOLLAR	FTE	DOLLAR	FTE	DOLLAR	FTE
FULTON STATE HOSPITAL BONDING								
CORE								
PROGRAM-SPECIFIC								
FUL ST HSP BD & INT SER A 2014	7,274,230	0.00	12,944,819	0.00	12,347,388	0.00	12,347,388	0.00
TOTAL - PD	7,274,230	0.00	12,944,819	0.00	12,347,388	0.00	12,347,388	0.00
TOTAL	7,274,230	0.00	12,944,819	0.00	12,347,388	0.00	12,347,388	0.00
GRAND TOTAL	\$7,274,230	0.00	\$12,944,819	0.00	\$12,347,388	0.00	\$12,347,388	0.00

CORE DECISION ITEM

Department	Office of Administration	Budget Unit	32349
Division	Debt and Related Obligations		
Core	Fulton State Hospital Bond Fund Payment	HB Section	5.200

1. CORE FINANCIAL SUMMARY

	FY 2019 Budget Request						FY 2019 Governor's Recommendation				
	GR	Federal	Other	Total	E		GR	Federal	Other	Total	E
PS	0	0	0	0	0	PS	0	0	0	0	
EE	0	0	0	0	0	EE	0	0	0	0	
PSD	0	0	12,347,388	12,347,388		PSD	0	0	12,347,388	12,347,388	
TRF	0	0	0	0	0	TRF	0	0	0	0	
Total	0	0	12,347,388	12,347,388		Total	0	0	12,347,388	12,347,388	
FTE	0.00	0.00	0.00	0.00		FTE	0.00	0.00	0.00	0.00	

Est. Fringe	0	0	0	0
--------------------	---	---	---	---

Note: Fringes budgeted in House Bill 5 except for certain fringes budgeted directly to MoDOT, Highway Patrol, and Conservation.

Est. Fringe	0	0	0	0
--------------------	---	---	---	---

Note: Fringes budgeted in House Bill 5 except for certain fringes budgeted directly to MoDOT, Highway Patrol, and Conservation.

Other Funds: Fulton State Hospital Bond & Interest Fund (0396)

Other Funds: Fulton State Hospital Bond & Interest Fund (0396)

2. CORE DESCRIPTION

This request is for the payment of principal and interest on the outstanding Missouri Development Finance Board Fulton State Hospital Project Bonds Series A 2014 and Series A 2016. The State has entered into a financing agreement to pay the annual debt service on these bonds. The principal amount of bonds outstanding as of 7/1/17 is \$185,360,000. The bonds will mature on 10/1/39.

This request represents a core reduction of \$597,431.

3. PROGRAM LISTING (list programs included in this core funding)

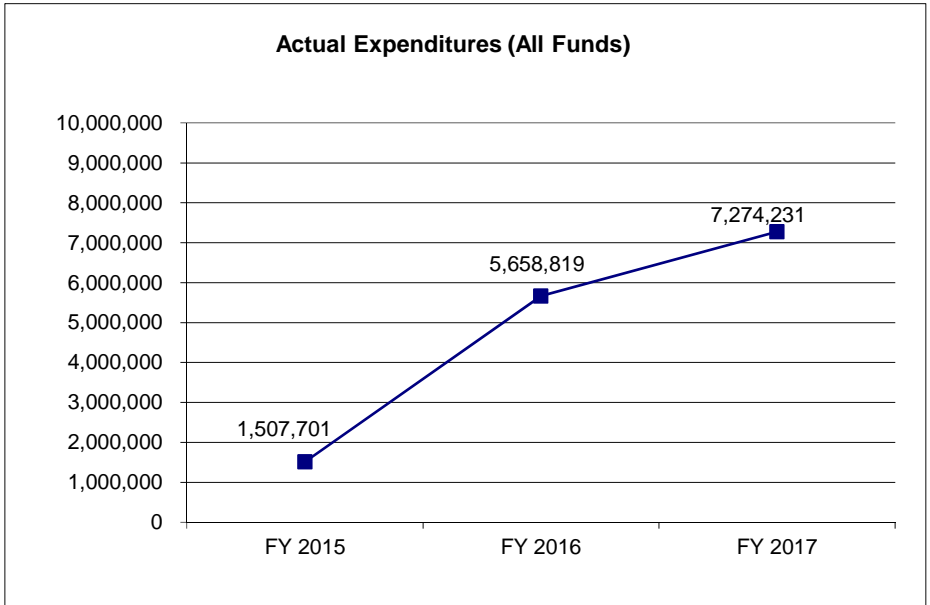
Debt Management

CORE DECISION ITEM

Department	Office of Administration	Budget Unit	32349
Division	Debt and Related Obligations		
Core	Fulton State Hospital Bond Fund Payment	HB Section	5.200

4. FINANCIAL HISTORY

	<u>FY 2015 Actual</u>	<u>FY 2016 Actual</u>	<u>FY 2017 Actual</u>	<u>FY 2018 Current Yr.</u>
Appropriation (All Funds)	14,200,000	14,200,000	14,200,000	12,944,819
Less Reverted (All Funds)	0	0	0	N/A
Less Restricted (All Funds)*	0	0	0	N/A
Budget Authority (All Funds)	14,200,000	14,200,000	14,200,000	12,944,819
Actual Expenditures (All Funds)	1,507,701	5,658,819	7,274,231	N/A
Unexpended (All Funds)	12,692,299	8,541,181	6,925,769	N/A
Unexpended, by Fund:				
General Revenue	0	0	0	N/A
Federal	0	0	0	N/A
Other	12,692,299	8,541,181	6,925,769	N/A



Reverted includes the statutory three-percent reserve amount (when applicable).

Restricted includes any Governor's Expenditure Restrictions which remained at the end of the fiscal year (when applicable).

NOTES:

CORE RECONCILIATION DETAIL

STATE
 FULTON STATE HOSPITAL BONDING

5. CORE RECONCILIATION DETAIL

	Budget Class	FTE	GR	Federal	Other	Total	Explanation
TAFP AFTER VETOES							
	PD	0.00	0	0	12,944,819	12,944,819	
	Total	0.00	0	0	12,944,819	12,944,819	
DEPARTMENT CORE ADJUSTMENTS							
Core Reduction	845 8921 PD	0.00	0	0	(597,431)	(597,431)	Core Cut--FY 2019 debt payments are less than core.
NET DEPARTMENT CHANGES		0.00	0	0	(597,431)	(597,431)	
DEPARTMENT CORE REQUEST							
	PD	0.00	0	0	12,347,388	12,347,388	
	Total	0.00	0	0	12,347,388	12,347,388	
GOVERNOR'S RECOMMENDED CORE							
	PD	0.00	0	0	12,347,388	12,347,388	
	Total	0.00	0	0	12,347,388	12,347,388	

OA REPORT 10 FY 2019 GOVERNOR REC

DECISION ITEM DETAIL

Budget Unit	FY 2017	FY 2017	FY 2018	FY 2018	FY 2019	FY 2019	FY 2019	FY 2019
Decision Item	ACTUAL	ACTUAL	BUDGET	BUDGET	DEPT REQ	DEPT REQ	GOV REC	GOV REC
Budget Object Class	DOLLAR	FTE	DOLLAR	FTE	DOLLAR	FTE	DOLLAR	FTE
FULTON STATE HOSPITAL BONDING								
CORE								
DEBT SERVICE	7,274,230	0.00	12,944,819	0.00	12,347,388	0.00	12,347,388	0.00
TOTAL - PD	7,274,230	0.00	12,944,819	0.00	12,347,388	0.00	12,347,388	0.00
GRAND TOTAL	\$7,274,230	0.00	\$12,944,819	0.00	\$12,347,388	0.00	\$12,347,388	0.00
GENERAL REVENUE	\$0	0.00	\$0	0.00	\$0	0.00	\$0	0.00
FEDERAL FUNDS	\$0	0.00	\$0	0.00	\$0	0.00	\$0	0.00
OTHER FUNDS	\$7,274,230	0.00	\$12,944,819	0.00	\$12,347,388	0.00	\$12,347,388	0.00

OA REPORT 9 FY 2019 GOVERNOR REC

DECISION ITEM SUMMARY

Budget Unit								
Decision Item	FY 2017	FY 2017	FY 2018	FY 2018	FY 2019	FY 2019	FY 2019	FY 2019
Budget Object Summary	ACTUAL	ACTUAL	BUDGET	BUDGET	DEPT REQ	DEPT REQ	GOV REC	GOV REC
Fund	DOLLAR	FTE	DOLLAR	FTE	DOLLAR	FTE	DOLLAR	FTE
REVENUE ANTICIPATION NOTE								
Revenue Anticipation Note - 1300023								
PROGRAM-SPECIFIC								
GENERAL REVENUE	0	0.00	0	0.00	0	0.00	252,000,000	0.00
TOTAL - PD	0	0.00	0	0.00	0	0.00	252,000,000	0.00
TOTAL	0	0.00	0	0.00	0	0.00	252,000,000	0.00
GRAND TOTAL	\$0	0.00	\$0	0.00	\$0	0.00	\$252,000,000	0.00

NEW DECISION ITEM

RANK: 5

Department Office of Administration	Budget Unit <u>32362</u>
Division Administrative Disbursements	
DI Name Tax and Revenue Anticipation Notes DI# 1300023	HB Section <u>5.205</u>

1. AMOUNT OF REQUEST

	FY 2019 Budget Request					E	FY 2019 Governor's Recommendation					E
	GR	Federal	Other	Total			GR	Federal	Other	Total		
PS	0	0	0	0			0	0	0	0		
EE	0	0	0	0			0	0	0	0		
PSD	0	0	0	0			252,000,000	0	0	252,000,000		
TRF	0	0	0	0			0	0	0	0		
Total	0	0	0	0			252,000,000	0	0	252,000,000		
FTE	0.00	0.00	0.00	0.00			0.00	0.00	0.00	0.00		

Est. Fringe	0	0	0	0
--------------------	---	---	---	---

Note: Fringes budgeted in House Bill 5 except for certain fringes budgeted directly to MoDOT, Highway Patrol, and Conservation.

Est. Fringe	0	0	0	0
--------------------	---	---	---	---

Note: Fringes budgeted in House Bill 5 except for certain fringes budgeted directly to MoDOT, Highway Patrol, and Conservation.

Other Funds: various

Other Funds:

2. THIS REQUEST CAN BE CATEGORIZED AS:

<input type="checkbox"/> New Legislation	<input checked="" type="checkbox"/> New Program	<input type="checkbox"/> Fund Switch
<input type="checkbox"/> Federal Mandate	<input type="checkbox"/> Program Expansion	<input type="checkbox"/> Cost to Continue
<input type="checkbox"/> GR Pick-Up	<input type="checkbox"/> Space Request	<input type="checkbox"/> Equipment Replacement
<input type="checkbox"/> Pay Plan	<input type="checkbox"/> Other: _____	

3. WHY IS THIS FUNDING NEEDED? PROVIDE AN EXPLANATION FOR ITEMS CHECKED IN #2. INCLUDE THE FEDERAL OR STATE STATUTORY OR CONSTITUTIONAL AUTHORIZATION FOR THIS PROGRAM.

The Office of Administration requests the authority to issue a short-term note to provide working capital resources to the General Revenue Fund.

NEW DECISION ITEM

RANK: 5

Department	Office of Administration	Budget Unit	32362
Division	Administrative Disbursements		
DI Name	Tax and Revenue Anticipation Notes	DI#	130023
		HB Section	5.205

4. DESCRIBE THE DETAILED ASSUMPTIONS USED TO DERIVE THE SPECIFIC REQUESTED AMOUNT. (How did you determine that the requested number of FTE were appropriate? From what source or standard did you derive the requested levels of funding? Were alternatives such as outsourcing or automation considered? If based on new legislation, does request tie to TAFP fiscal note? If not, explain why. Detail which portions of the request are one-times and how those amounts were calculated.)

It is expected that a \$250 million note will be issued in the spring and repaid with interest no later than July 15th, 2018. The plan is to have the note outstanding the shortest amount of time possible to minimize interest costs.

5. BREAK DOWN THE REQUEST BY BUDGET OBJECT CLASS, JOB CLASS, AND FUND SOURCE. IDENTIFY ONE-TIME COSTS.

Budget Object Class/Job Class	Dept Req GR DOLLARS	Dept Req GR FTE	Dept Req FED DOLLARS	Dept Req FED FTE	Dept Req OTHER DOLLARS	Dept Req OTHER FTE	Dept Req TOTAL DOLLARS	Dept Req TOTAL FTE	Dept Req One- Time DOLLARS	E
							0			
							0	0.0		
Total PS	0	0.0	0	0.0	0	0.0	0	0.0	0	
							0			
							0			
Total EE	0		0		0		0		0	
Program Distributions	0						0			
Total PSD	0		0		0		0		0	
Transfers										
Total TRF	0		0		0		0		0	
Grand Total	0	0.0	0	0.0	0	0.0	0	0.0	0	

NEW DECISION ITEM

RANK: 5

Department Office of Administration	Budget Unit 32362
Division Administrative Disbursements	
DI Name Tax and Revenue Anticipation Notes DI# 1300023	HB Section 5.205

Budget Object Class/Job Class	Gov Rec GR DOLLARS	Gov Rec GR FTE	Gov Rec FED DOLLARS	Gov Rec FED FTE	Gov Rec OTHER DOLLARS	Gov Rec OTHER FTE	Gov Rec TOTAL DOLLARS	Gov Rec TOTAL FTE	Gov Rec One- Time DOLLA RS	E
							0			
							0	0.0		
Total PS	0	0.0	0	0.0	0	0.0	0	0.0	0	
							0			
							0			
							0			
Total EE	0		0		0		0		0	
Program Distributions	252,000,000						252,000,000			
Total PSD	252,000,000		0		0		252,000,000		0	
Transfers										
Total TRF	0		0		0		0		0	
Grand Total	252,000,000	0.0	0	0.0	0	0.0	252,000,000	0.0	0	

NEW DECISION ITEM

RANK: 5

Department Office of Administration	Budget Unit <u>32362</u>
Division Administrative Disbursements	
DI Name Tax and Revenue Anticipation Notes DI# 130023	HB Section <u>5.205</u>

6. PERFORMANCE MEASURES (If new decision item has an associated core, separately identify projected performance with & without additional funding.)

6a. Provide an effectiveness measure.

Working capital loan is obtained and repaid on or before July 15th, 2018.

6b. Provide an efficiency measure.

Overall cash flow for the State and its citizens is improved.

6c. Provide the number of clients/individuals served, if applicable.

All taxpayers

6d. Provide a customer satisfaction measure, if available.

N/A

7. STRATEGIES TO ACHIEVE THE PERFORMANCE MEASUREMENT TARGETS:

N/A

OA REPORT 10 FY 2019 GOVERNOR REC

DECISION ITEM DETAIL

Budget Unit	FY 2017	FY 2017	FY 2018	FY 2018	FY 2019	FY 2019	FY 2019	FY 2019
Decision Item	ACTUAL	ACTUAL	BUDGET	BUDGET	DEPT REQ	DEPT REQ	GOV REC	GOV REC
Budget Object Class	DOLLAR	FTE	DOLLAR	FTE	DOLLAR	FTE	DOLLAR	FTE
REVENUE ANTICIPATION NOTE								
Revenue Anticipation Note - 1300023								
DEBT SERVICE	0	0.00	0	0.00	0	0.00	252,000,000	0.00
TOTAL - PD	0	0.00	0	0.00	0	0.00	252,000,000	0.00
GRAND TOTAL	\$0	0.00	\$0	0.00	\$0	0.00	\$252,000,000	0.00
GENERAL REVENUE	\$0	0.00	\$0	0.00	\$0	0.00	\$252,000,000	0.00
FEDERAL FUNDS	\$0	0.00	\$0	0.00	\$0	0.00	\$0	0.00
OTHER FUNDS	\$0	0.00	\$0	0.00	\$0	0.00	\$0	0.00

OA REPORT 9 FY 2019 GOVERNOR REC

DECISION ITEM SUMMARY

Budget Unit								
Decision Item	FY 2017	FY 2017	FY 2018	FY 2018	FY 2019	FY 2019	FY 2019	FY 2019
Budget Object Summary	ACTUAL	ACTUAL	BUDGET	BUDGET	DEPT REQ	DEPT REQ	GOV REC	GOV REC
Fund	DOLLAR	FTE	DOLLAR	FTE	DOLLAR	FTE	DOLLAR	FTE
UNIFIED COMMUNICATIONS								
CORE								
PROGRAM-SPECIFIC								
MO REVOLVING INFO TECH TRUST	3,078,308	0.00	805,258	0.00	0	0.00	0	0.00
TOTAL - PD	3,078,308	0.00	805,258	0.00	0	0.00	0	0.00
TOTAL	3,078,308	0.00	805,258	0.00	0	0.00	0	0.00
GRAND TOTAL	\$3,078,308	0.00	\$805,258	0.00	\$0	0.00	\$0	0.00

CORE DECISION ITEM

Department	Office of Administration	Budget Unit	32351
Division	Debt and Related Obligations		
Core -	Unified Communications	HB Section	5.205

1. CORE FINANCIAL SUMMARY

	FY 2019 Budget Request						FY 2019 Governor's Recommendation				
	GR	Federal	Other	Total	E		GR	Federal	Other	Total	E
PS	0	0	0	0	0	PS	0	0	0	0	
EE	0	0	0	0	0	EE	0	0	0	0	
PSD	0	0	0	0	0	PSD	0	0	0	0	
TRF	0	0	0	0	0	TRF	0	0	0	0	
Total	0	0	0	0	0	Total	0	0	0	0	
FTE	0.00	0.00	0.00	0.00	0.00	FTE	0.00	0.00	0.00	0.00	

Est. Fringe	0	0	0	0
--------------------	---	---	---	---

Note: Fringes budgeted in House Bill 5 except for certain fringes budgeted directly to MoDOT, Highway Patrol, and Conservation.

Est. Fringe	0	0	0	0
--------------------	---	---	---	---

Note: Fringes budgeted in House Bill 5 except for certain fringes budgeted directly to MoDOT, Highway Patrol, and Conservation.

Other Funds: Revolving Information Technology Trust Fund (0980)

Other Funds: Revolving Information Technology Trust Fund (0980)

2. CORE DESCRIPTION

This request is for the payment of annual debt service expenses related to the Unified Communication lease purchase. This lease was entered into to provide financing for the purchase, upgrade, and replacement of the State's telecommunication system. The principal outstanding at 7/1/2017 was \$801,673. The final payment will be made in fiscal year 2018, therefore this appropriation is no longer needed.

This core request reflects a core reduction of \$805,258.

3. PROGRAM LISTING (list programs included in this core funding)

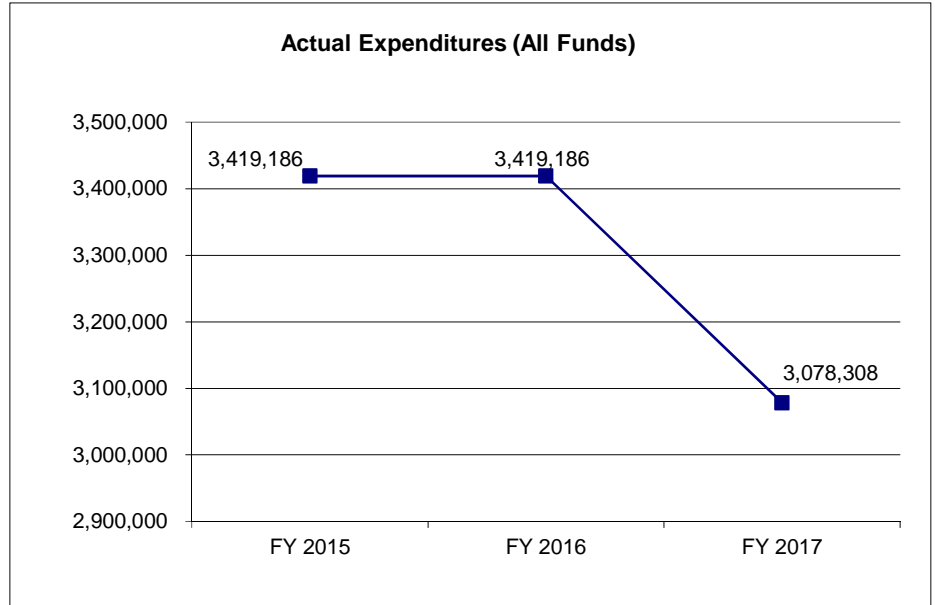
N/A

CORE DECISION ITEM

Department	Office of Administration	Budget Unit	32351
Division	Debt and Related Obligations		
Core -	Unified Communications	HB Section	5.205

4. FINANCIAL HISTORY

	FY 2015 Actual	FY 2016 Actual	FY 2017 Actual	FY 2018 Current Yr.
Appropriation (All Funds)	4,030,368	3,419,186	3,078,310	805,258
Less Reverted (All Funds)	0	0	0	N/A
Less Restricted (All Funds)*	0	0	0	N/A
Budget Authority (All Funds)	4,030,368	3,419,186	3,078,310	805,258
Actual Expenditures (All Funds)	3,419,186	3,419,186	3,078,308	N/A
Unexpended (All Funds)	611,182	0	2	N/A
Unexpended, by Fund:				
General Revenue	0	0	0	N/A
Federal	0	0	0	N/A
Other	611,182	0	2	N/A



Reverted includes the statutory three-percent reserve amount (when applicable).

Restricted includes any Governor's Expenditure Restrictions which remained at the end of the fiscal year (when applicable).

NOTES:

CORE RECONCILIATION DETAIL

STATE
UNIFIED COMMUNICATIONS

5. CORE RECONCILIATION DETAIL

	Budget Class	FTE	GR	Federal	Other	Total	Explanation
TAFP AFTER VETOES							
	PD	0.00	0	0	805,258	805,258	
	Total	0.00	0	0	805,258	805,258	
DEPARTMENT CORE ADJUSTMENTS							
Core Reduction	707 8114 PD	0.00	0	0	(805,258)	(805,258)	Core Cut--Appropriation no longer needed.
NET DEPARTMENT CHANGES		0.00	0	0	(805,258)	(805,258)	
DEPARTMENT CORE REQUEST							
	PD	0.00	0	0	0	0	
	Total	0.00	0	0	0	0	
GOVERNOR'S RECOMMENDED CORE							
	PD	0.00	0	0	0	0	
	Total	0.00	0	0	0	0	

OA REPORT 10 FY 2019 GOVERNOR REC

DECISION ITEM DETAIL

Budget Unit	FY 2017	FY 2017	FY 2018	FY 2018	FY 2019	FY 2019	FY 2019	FY 2019
Decision Item	ACTUAL	ACTUAL	BUDGET	BUDGET	DEPT REQ	DEPT REQ	GOV REC	GOV REC
Budget Object Class	DOLLAR	FTE	DOLLAR	FTE	DOLLAR	FTE	DOLLAR	FTE
UNIFIED COMMUNICATIONS								
CORE								
DEBT SERVICE	3,078,308	0.00	805,258	0.00	0	0.00	0	0.00
TOTAL - PD	3,078,308	0.00	805,258	0.00	0	0.00	0	0.00
GRAND TOTAL	\$3,078,308	0.00	\$805,258	0.00	\$0	0.00	\$0	0.00
GENERAL REVENUE	\$0	0.00	\$0	0.00	\$0	0.00		0.00
FEDERAL FUNDS	\$0	0.00	\$0	0.00	\$0	0.00		0.00
OTHER FUNDS	\$3,078,308	0.00	\$805,258	0.00	\$0	0.00		0.00

OA REPORT 9 FY 2019 GOVERNOR REC

DECISION ITEM SUMMARY

Budget Unit								
Decision Item	FY 2017	FY 2017	FY 2018	FY 2018	FY 2019	FY 2019	FY 2019	FY 2019
Budget Object Summary	ACTUAL	ACTUAL	BUDGET	BUDGET	DEPT REQ	DEPT REQ	GOV REC	GOV REC
Fund	DOLLAR	FTE	DOLLAR	FTE	DOLLAR	FTE	DOLLAR	FTE
ENERGY CONSERVATION								
CORE								
PROGRAM-SPECIFIC								
FACILITIES MAINTENANCE RESERVE	4,671,028	0.00	4,671,029	0.00	4,243,273	0.00	4,243,273	0.00
TOTAL - PD	4,671,028	0.00	4,671,029	0.00	4,243,273	0.00	4,243,273	0.00
TOTAL	4,671,028	0.00	4,671,029	0.00	4,243,273	0.00	4,243,273	0.00
GRAND TOTAL	\$4,671,028	0.00	\$4,671,029	0.00	\$4,243,273	0.00	\$4,243,273	0.00

CORE DECISION ITEM

Department	Office of Administration	Budget Unit	32352
Division	Debt and Related Obligations		
Core -	FMDC ESCO Debt Service	HB Section	5.210

1. CORE FINANCIAL SUMMARY

	FY 2019 Budget Request						FY 2019 Governor's Recommendation				
	GR	Federal	Other	Total	E		GR	Federal	Other	Total	E
PS	0	0	0	0	0	PS	0	0	0	0	
EE	0	0	0	0	0	EE	0	0	0	0	
PSD	0	0	4,243,273	4,243,273		PSD	0	0	4,243,273	4,243,273	
TRF	0	0	0	0		TRF	0	0	0	0	
Total	0	0	4,243,273	4,243,273		Total	0	0	4,243,273	4,243,273	
FTE	0.00	0.00	0.00	0.00		FTE	0.00	0.00	0.00	0.00	
Est. Fringe	0	0	0	0		Est. Fringe	0	0	0	0	
<i>Note: Fringes budgeted in House Bill 5 except for certain fringes budgeted directly to MoDOT, Highway Patrol, and Conservation.</i>						<i>Note: Fringes budgeted in House Bill 5 except for certain fringes budgeted directly to MoDOT, Highway Patrol, and Conservation.</i>					
Other Funds:	Facilities Maintenance Reserve Fund (0124)					Other Funds:	Facilities Maintenance Reserve Fund (0124)				

2. CORE DESCRIPTION

This core request is for payment of principal and interest on the outstanding master lease guaranteed energy savings. FMDC has utilized authority in 8.235.4, RSMo to finance projects to produce energy savings, reduce consumption, reduce pollution, and increase productivity at facilities around the State. Projects were originally financed for 15 years at interest rates between 2.20% and 4.03%. All outstanding loans have been refinanced to rates between 2.20% and 2.30%. The principal amount of contracts outstanding as of 7/1/17 is \$19,398,825. The last payment will be made in fiscal year 2024.

This request reflects of core reduction of \$427,756.

3. PROGRAM LISTING (list programs included in this core funding)

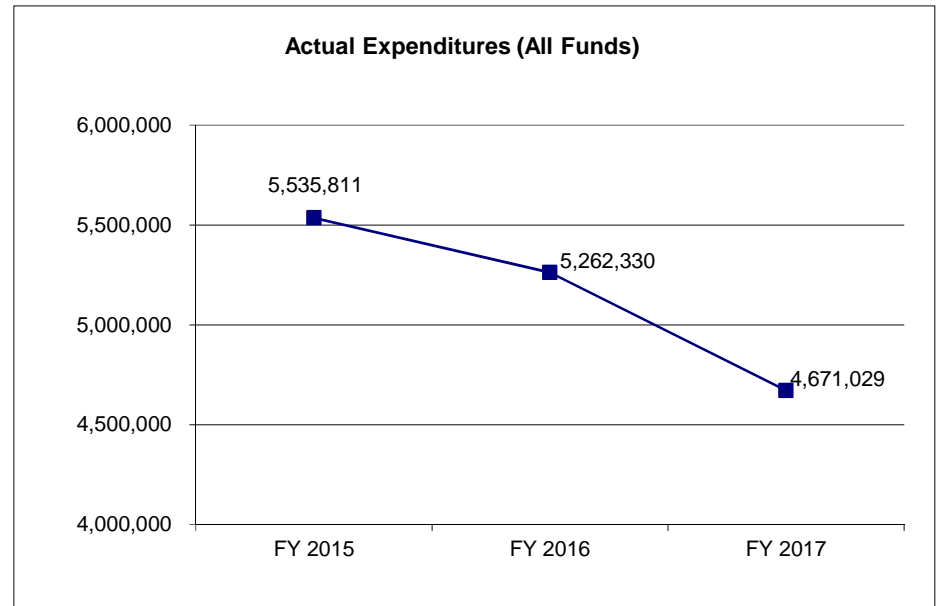
Debt Management

CORE DECISION ITEM

Department	Office of Administration	Budget Unit	32352
Division	Debt and Related Obligations		
Core -	FMDC ESCO Debt Service	HB Section	5.210

4. FINANCIAL HISTORY

	FY 2015 Actual	FY 2016 Actual	FY 2017 Actual	FY 2018 Current Yr.
Appropriation (All Funds)	5,535,815	5,535,815	4,875,710	4,671,029
Less Reverted (All Funds)	0	0	0	N/A
Less Restricted (All Funds)*	0	0	0	N/A
Budget Authority (All Funds)	5,535,815	5,535,815	4,875,710	4,671,029
Actual Expenditures (All Funds)	5,535,811	5,262,330	4,671,029	N/A
Unexpended (All Funds)	4	273,485	204,681	N/A
Unexpended, by Fund:				
General Revenue	0	0	0	N/A
Federal	0	0	0	N/A
Other	4	273,485	204,681	N/A



Reverted includes the statutory three-percent reserve amount (when applicable).

Restricted includes any Governor's Expenditure Restrictions which remained at the end of the fiscal year (when applicable).

NOTES:

CORE RECONCILIATION DETAIL

STATE
ENERGY CONSERVATION

5. CORE RECONCILIATION DETAIL

	Budget Class	FTE	GR	Federal	Other	Total	Explanation
TAFP AFTER VETOES							
	PD	0.00	0	0	4,671,029	4,671,029	
	Total	0.00	0	0	4,671,029	4,671,029	
DEPARTMENT CORE ADJUSTMENTS							
Core Reduction	846 4468 PD	0.00	0	0	(427,756)	(427,756)	Core Cut--FY 2019 debt payments are less than core.
NET DEPARTMENT CHANGES		0.00	0	0	(427,756)	(427,756)	
DEPARTMENT CORE REQUEST							
	PD	0.00	0	0	4,243,273	4,243,273	
	Total	0.00	0	0	4,243,273	4,243,273	
GOVERNOR'S RECOMMENDED CORE							
	PD	0.00	0	0	4,243,273	4,243,273	
	Total	0.00	0	0	4,243,273	4,243,273	

OA REPORT 10 FY 2019 GOVERNOR REC

DECISION ITEM DETAIL

Budget Unit	FY 2017	FY 2017	FY 2018	FY 2018	FY 2019	FY 2019	FY 2019	FY 2019
Decision Item	ACTUAL	ACTUAL	BUDGET	BUDGET	DEPT REQ	DEPT REQ	GOV REC	GOV REC
Budget Object Class	DOLLAR	FTE	DOLLAR	FTE	DOLLAR	FTE	DOLLAR	FTE
ENERGY CONSERVATION								
CORE								
DEBT SERVICE	4,671,028	0.00	4,671,029	0.00	4,243,273	0.00	4,243,273	0.00
TOTAL - PD	4,671,028	0.00	4,671,029	0.00	4,243,273	0.00	4,243,273	0.00
GRAND TOTAL	\$4,671,028	0.00	\$4,671,029	0.00	\$4,243,273	0.00	\$4,243,273	0.00
GENERAL REVENUE	\$0	0.00	\$0	0.00	\$0	0.00	\$0	0.00
FEDERAL FUNDS	\$0	0.00	\$0	0.00	\$0	0.00	\$0	0.00
OTHER FUNDS	\$4,671,028	0.00	\$4,671,029	0.00	\$4,243,273	0.00	\$4,243,273	0.00

OA REPORT 9 FY 2019 GOVERNOR REC

DECISION ITEM SUMMARY

Budget Unit								
Decision Item	FY 2017	FY 2017	FY 2018	FY 2018	FY 2019	FY 2019	FY 2019	FY 2019
Budget Object Summary	ACTUAL	ACTUAL	BUDGET	BUDGET	DEPT REQ	DEPT REQ	GOV REC	GOV REC
Fund	DOLLAR	FTE	DOLLAR	FTE	DOLLAR	FTE	DOLLAR	FTE
DEBT MANAGEMENT								
CORE								
EXPENSE & EQUIPMENT								
GENERAL REVENUE	17,609	0.00	83,300	0.00	83,300	0.00	83,300	0.00
TOTAL - EE	17,609	0.00	83,300	0.00	83,300	0.00	83,300	0.00
TOTAL	17,609	0.00	83,300	0.00	83,300	0.00	83,300	0.00
GRAND TOTAL	\$17,609	0.00	\$83,300	0.00	\$83,300	0.00	\$83,300	0.00

CORE DECISION ITEM

Department	Office of Administration	Budget Unit	32353
Division	Debt and Related Obligations		
Core	Debt Management	HB Section	5.215

1. CORE FINANCIAL SUMMARY

	FY 2019 Budget Request						FY 2019 Governor's Recommendation				
	GR	Federal	Other	Total	E		GR	Federal	Other	Total	E
PS	0	0	0	0		PS	0	0	0	0	
EE	83,300	0	0	83,300		EE	83,300	0	0	83,300	
PSD	0	0	0	0		PSD	0	0	0	0	
TRF	0	0	0	0		TRF	0	0	0	0	
Total	83,300	0	0	83,300		Total	83,300	0	0	83,300	
FTE	0.00	0.00	0.00	0.00		FTE	0.00	0.00	0.00	0.00	

Est. Fringe	0	0	0	0
--------------------	---	---	---	---

Note: Fringes budgeted in House Bill 5 except for certain fringes budgeted directly to MoDOT, Highway Patrol, and Conservation.

Est. Fringe	0	0	0	0
--------------------	---	---	---	---

Note: Fringes budgeted in House Bill 5 except for certain fringes budgeted directly to MoDOT, Highway Patrol, and Conservation.

Other Funds:

Other Funds:

2. CORE DESCRIPTION

This core request is to retain the services of a financial advisor and bond counsel to assist the State with managing its \$1.1 billion of outstanding debt administered by the Office of Administration. The Financial advisor and bond counsel, with knowledge of the bond market, are responsible for monitoring the market with respect to the State's outstanding debt. They are responsible for making recommendations to State staff on any debt savings opportunities available to the State. They also keep the State apprised on any new financing mechanisms and strategies that would reduce the State's borrowing costs.

Series	Principal	Principal	Principal
	Amount Issued	Amount Repaid/Refunded	Amount Outstanding July 1, 2017
General Obligation Bonds	\$1,953,394,240	\$1,798,564,240	\$154,830,000
Revenue Bonds	\$2,054,135,000	\$1,415,325,000	\$638,810,000
Other Debt	\$504,302,979	\$157,562,481	\$346,740,498
Totals Including Refunding Issues	\$4,511,832,219	\$3,371,451,721	\$1,140,380,498

3. PROGRAM LISTING (list programs included in this core funding)

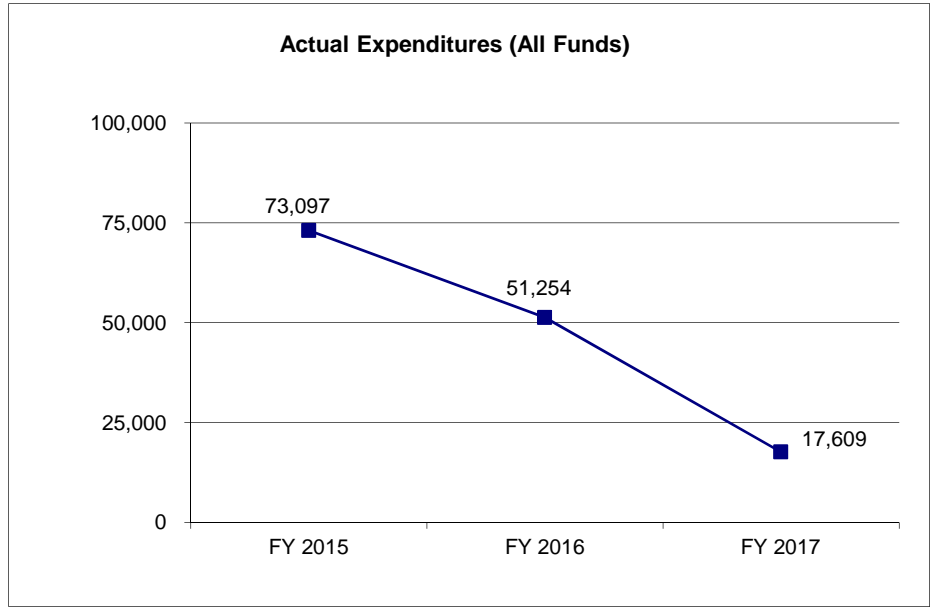
Debt Management

CORE DECISION ITEM

Department	Office of Administration	Budget Unit	32353
Division	Debt and Related Obligations		
Core	Debt Management	HB Section	5.215

4. FINANCIAL HISTORY

	FY 2015 Actual	FY 2016 Actual	FY 2017 Actual	FY 2018 Current Yr.
Appropriation (All Funds)	83,300	83,300	83,300	83,300
Less Reverted (All Funds)	(2,499)	(2,499)	(2,499)	(2,499)
Less Restricted (All Funds)*	0	0	0	0
Budget Authority (All Funds)	80,801	80,801	80,801	80,801
Actual Expenditures (All Funds)	73,097	51,254	17,609	N/A
Unexpended (All Funds)	7,704	29,547	63,192	N/A
Unexpended, by Fund:				
General Revenue	7,704	29,547	63,192	N/A
Federal	0	0	0	N/A
Other	0	0	0	N/A



Reverted includes the statutory three-percent reserve amount (when applicable).

Restricted includes any Governor's Expenditure Restrictions which remained at the end of the fiscal year (when applicable).

NOTES:

CORE RECONCILIATION DETAIL

**STATE
DEBT MANAGEMENT**

5. CORE RECONCILIATION DETAIL

	Budget Class	FTE	GR	Federal	Other	Total	Explanation
TAFP AFTER VETOES							
	EE	0.00	83,300	0	0	83,300	
	Total	0.00	83,300	0	0	83,300	
DEPARTMENT CORE REQUEST							
	EE	0.00	83,300	0	0	83,300	
	Total	0.00	83,300	0	0	83,300	
GOVERNOR'S RECOMMENDED CORE							
	EE	0.00	83,300	0	0	83,300	
	Total	0.00	83,300	0	0	83,300	

OA REPORT 10 FY 2019 GOVERNOR REC

DECISION ITEM DETAIL

Budget Unit	FY 2017	FY 2017	FY 2018	FY 2018	FY 2019	FY 2019	FY 2019	FY 2019
Decision Item	ACTUAL	ACTUAL	BUDGET	BUDGET	DEPT REQ	DEPT REQ	GOV REC	GOV REC
Budget Object Class	DOLLAR	FTE	DOLLAR	FTE	DOLLAR	FTE	DOLLAR	FTE
DEBT MANAGEMENT								
CORE								
PROFESSIONAL SERVICES	17,609	0.00	83,300	0.00	83,300	0.00	83,300	0.00
TOTAL - EE	17,609	0.00	83,300	0.00	83,300	0.00	83,300	0.00
GRAND TOTAL	\$17,609	0.00	\$83,300	0.00	\$83,300	0.00	\$83,300	0.00
GENERAL REVENUE	\$17,609	0.00	\$83,300	0.00	\$83,300	0.00	\$83,300	0.00
FEDERAL FUNDS	\$0	0.00	\$0	0.00	\$0	0.00	\$0	0.00
OTHER FUNDS	\$0	0.00	\$0	0.00	\$0	0.00	\$0	0.00

OA REPORT 9 FY 2019 GOVERNOR REC

DECISION ITEM SUMMARY

Budget Unit								
Decision Item	FY 2017	FY 2017	FY 2018	FY 2018	FY 2019	FY 2019	FY 2019	FY 2019
Budget Object Summary	ACTUAL	ACTUAL	BUDGET	BUDGET	DEPT REQ	DEPT REQ	GOV REC	GOV REC
Fund	DOLLAR	FTE	DOLLAR	FTE	DOLLAR	FTE	DOLLAR	FTE
CONVENTION/SPORTS-BARTLE HALL								
CORE								
PROGRAM-SPECIFIC								
GENERAL REVENUE	2,000,000	0.00	2,000,000	0.00	2,000,000	0.00	2,000,000	0.00
TOTAL - PD	2,000,000	0.00	2,000,000	0.00	2,000,000	0.00	2,000,000	0.00
TOTAL	2,000,000	0.00	2,000,000	0.00	2,000,000	0.00	2,000,000	0.00
GRAND TOTAL	\$2,000,000	0.00	\$2,000,000	0.00	\$2,000,000	0.00	\$2,000,000	0.00

CORE DECISION ITEM

Department	Office of Administration	Budget Unit	32363
Division	Debt and Related Obligations		
Core	Convention/Sports-Bartle Hall	HB Section	5.220

1. CORE FINANCIAL SUMMARY

	FY 2019 Budget Request						FY 2019 Governor's Recommendation				
	GR	Federal	Other	Total	E		GR	Federal	Other	Total	E
PS	0	0	0	0		PS	0	0	0	0	
EE	0	0	0	0		EE	0	0	0	0	
PSD	2,000,000	0	0	2,000,000		PSD	2,000,000	0	0	2,000,000	
TRF	0	0	0	0		TRF	0	0	0	0	
Total	2,000,000	0	0	2,000,000		Total	2,000,000	0	0	2,000,000	
FTE	0.00	0.00	0.00	0.00		FTE	0.00	0.00	0.00	0.00	
Est. Fringe	0	0	0	0		Est. Fringe	0	0	0	0	
<i>Note: Fringes budgeted in House Bill 5 except for certain fringes budgeted directly to MoDOT, Highway Patrol, and Conservation.</i>						<i>Note: Fringes budgeted in House Bill 5 except for certain fringes budgeted directly to MoDOT, Highway Patrol, and Conservation.</i>					
Other Funds:						Other Funds:					

2. CORE DESCRIPTION

This core request is to provide funding for the State's contribution to the Bartle Hall Convention Center in Kansas City. Sections 67.638 - 67.645, RSMo allow certain cities and counties to create a "Convention and Sports Complex Fund" for the purpose of developing, maintaining or operating within its jurisdiction, sports, convention, exhibition, or trade facilities. The state may then contribute annually to each fund. The state began contributing to the fund in Fiscal Year 1991 and has agreed to continue through Fiscal Year 2021.

3. PROGRAM LISTING (list programs included in this core funding)

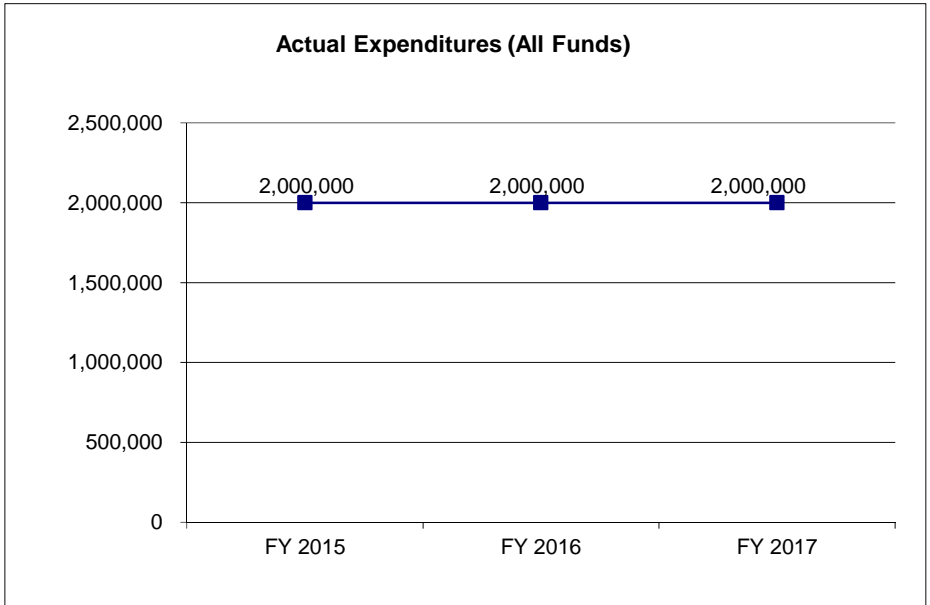
Debt Management

CORE DECISION ITEM

Department	Office of Administration	Budget Unit	32363
Division	Debt and Related Obligations		
Core	Convention/Sports-Bartle Hall	HB Section	5.220

4. FINANCIAL HISTORY

	<u>FY 2015 Actual</u>	<u>FY 2016 Actual</u>	<u>FY 2017 Actual</u>	<u>FY 2018 Current Yr.</u>
Appropriation (All Funds)	2,000,000	2,000,000	2,000,000	2,000,000
Less Reverted (All Funds)	0	0	0	N/A
Less Restricted (All Funds)*	0	0	0	N/A
Budget Authority (All Funds)	2,000,000	2,000,000	2,000,000	N/A
Actual Expenditures (All Funds)	2,000,000	2,000,000	2,000,000	N/A
Unexpended (All Funds)	0	0	0	N/A
Unexpended, by Fund:				
General Revenue	0	0	0	N/A
Federal	0	0	0	N/A
Other	0	0	0	N/A



Reverted includes the statutory three-percent reserve amount (when applicable).

Restricted includes any Governor's Expenditure Restrictions which remained at the end of the fiscal year (when applicable).

NOTES:

CORE RECONCILIATION DETAIL

**STATE
CONVENTION/SPORTS-BARTLE HALL**

5. CORE RECONCILIATION DETAIL

	Budget Class	FTE	GR	Federal	Other	Total	Explanation
TAFP AFTER VETOES							
	PD	0.00	2,000,000	0	0	2,000,000	
	Total	0.00	2,000,000	0	0	2,000,000	
DEPARTMENT CORE REQUEST							
	PD	0.00	2,000,000	0	0	2,000,000	
	Total	0.00	2,000,000	0	0	2,000,000	
GOVERNOR'S RECOMMENDED CORE							
	PD	0.00	2,000,000	0	0	2,000,000	
	Total	0.00	2,000,000	0	0	2,000,000	

OA REPORT 10 FY 2019 GOVERNOR REC

DECISION ITEM DETAIL

Budget Unit	FY 2017	FY 2017	FY 2018	FY 2018	FY 2019	FY 2019	FY 2019	FY 2019
Decision Item	ACTUAL	ACTUAL	BUDGET	BUDGET	DEPT REQ	DEPT REQ	GOV REC	GOV REC
Budget Object Class	DOLLAR	FTE	DOLLAR	FTE	DOLLAR	FTE	DOLLAR	FTE
CONVENTION/SPORTS-BARTLE HALL								
CORE								
PROGRAM DISTRIBUTIONS	2,000,000	0.00	2,000,000	0.00	2,000,000	0.00	2,000,000	0.00
TOTAL - PD	2,000,000	0.00	2,000,000	0.00	2,000,000	0.00	2,000,000	0.00
GRAND TOTAL	\$2,000,000	0.00	\$2,000,000	0.00	\$2,000,000	0.00	\$2,000,000	0.00
GENERAL REVENUE	\$2,000,000	0.00	\$2,000,000	0.00	\$2,000,000	0.00	\$2,000,000	0.00
FEDERAL FUNDS	\$0	0.00	\$0	0.00	\$0	0.00	\$0	0.00
OTHER FUNDS	\$0	0.00	\$0	0.00	\$0	0.00	\$0	0.00

OA REPORT 9 FY 2019 GOVERNOR REC

DECISION ITEM SUMMARY

Budget Unit								
Decision Item	FY 2017	FY 2017	FY 2018	FY 2018	FY 2019	FY 2019	FY 2019	FY 2019
Budget Object Summary	ACTUAL	ACTUAL	BUDGET	BUDGET	DEPT REQ	DEPT REQ	GOV REC	GOV REC
Fund	DOLLAR	FTE	DOLLAR	FTE	DOLLAR	FTE	DOLLAR	FTE
CONVENTION/SPORTS-JACKSON CO								
CORE								
PROGRAM-SPECIFIC								
GENERAL REVENUE	3,000,000	0.00	3,000,000	0.00	3,000,000	0.00	3,000,000	0.00
TOTAL - PD	3,000,000	0.00	3,000,000	0.00	3,000,000	0.00	3,000,000	0.00
TOTAL	3,000,000	0.00	3,000,000	0.00	3,000,000	0.00	3,000,000	0.00
GRAND TOTAL	\$3,000,000	0.00	\$3,000,000	0.00	\$3,000,000	0.00	\$3,000,000	0.00

CORE DECISION ITEM

Department	Office of Administration	Budget Unit	32364
Division	Debt and Related Obligations		
Core	Convention/Sports-Jackson County	HB Section	5.225

1. CORE FINANCIAL SUMMARY

	FY 2019 Budget Request						FY 2019 Governor's Recommendation				
	GR	Federal	Other	Total	E		GR	Federal	Other	Total	E
PS	0	0	0	0		PS	0	0	0	0	
EE	0	0	0	0		EE	0	0	0	0	
PSD	3,000,000	0	0	3,000,000		PSD	3,000,000	0	0	3,000,000	
TRF	0	0	0	0		TRF	0	0	0	0	
Total	3,000,000	0	0	3,000,000		Total	3,000,000	0	0	3,000,000	
FTE	0.00	0.00	0.00	0.00		FTE	0.00	0.00	0.00	0.00	

Est. Fringe	0	0	0	0
--------------------	---	---	---	---

Note: Fringes budgeted in House Bill 5 except for certain fringes budgeted directly to MoDOT, Highway Patrol, and Conservation.

Est. Fringe	0	0	0	0
--------------------	---	---	---	---

Note: Fringes budgeted in House Bill 5 except for certain fringes budgeted directly to MoDOT, Highway Patrol, and Conservation.

Other Funds:

Other Funds:

2. CORE DESCRIPTION

This core request is to provide funding for the State's contribution to the Jackson County (Kauffman/Arrowhead) Sports Stadium Complex. Sections 67.638 - 67.645, RSMo allow certain cities and counties to create a "Convention and Sports Complex Fund" for the purpose of developing, maintaining or operating within its jurisdiction, sports, convention, exhibition, or trade facilities. The state may then contribute annually to each fund. The state began contributing to the fund in Fiscal Year 1991 and has agreed to continue through Fiscal Year 2021.

3. PROGRAM LISTING (list programs included in this core funding)

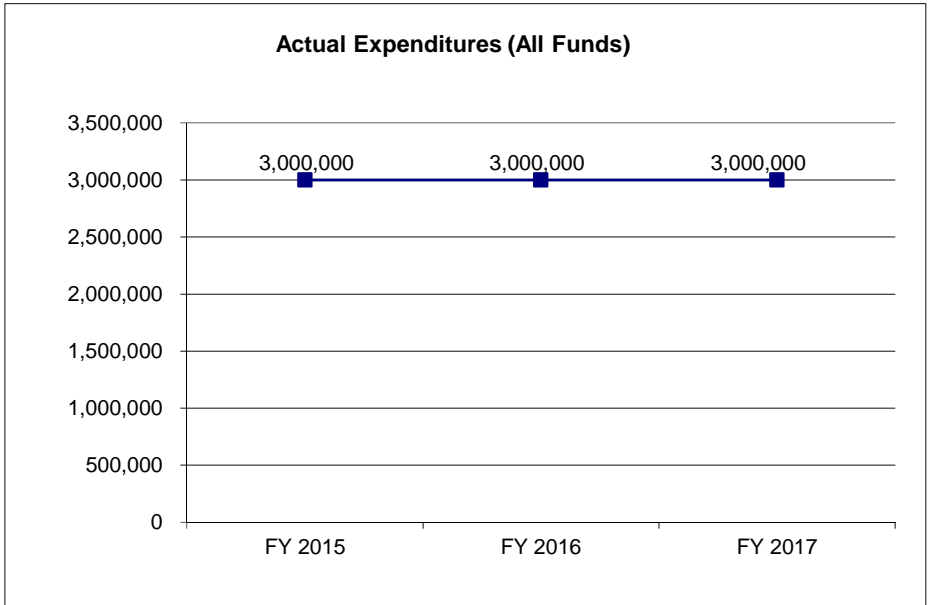
Debt Management

CORE DECISION ITEM

Department	Office of Administration	Budget Unit	32364
Division	Debt and Related Obligations		
Core	Convention/Sports-Jackson County	HB Section	5.225

4. FINANCIAL HISTORY

	<u>FY 2015 Actual</u>	<u>FY 2016 Actual</u>	<u>FY 2017 Actual</u>	<u>FY 2018 Current Yr.</u>
Appropriation (All Funds)	3,000,000	3,000,000	3,000,000	3,000,000
Less Reverted (All Funds)	0	0	0	N/A
Less Restricted (All Funds)*	0	0	0	N/A
Budget Authority (All Funds)	3,000,000	3,000,000	3,000,000	3,000,000
Actual Expenditures (All Funds)	3,000,000	3,000,000	3,000,000	N/A
Unexpended (All Funds)	0	0	0	N/A
Unexpended, by Fund:				
General Revenue	0	0	0	N/A
Federal	0	0	0	N/A
Other	0	0	0	N/A



Reverted includes the statutory three-percent reserve amount (when applicable).

Restricted includes any Governor's Expenditure Restrictions which remained at the end of the fiscal year (when applicable).

NOTES:

CORE RECONCILIATION DETAIL

STATE
CONVENTION/SPORTS-JACKSON CO

5. CORE RECONCILIATION DETAIL

	Budget Class	FTE	GR	Federal	Other	Total	Explanation
TAFP AFTER VETOES							
	PD	0.00	3,000,000	0	0	3,000,000	
	Total	0.00	3,000,000	0	0	3,000,000	
DEPARTMENT CORE REQUEST							
	PD	0.00	3,000,000	0	0	3,000,000	
	Total	0.00	3,000,000	0	0	3,000,000	
GOVERNOR'S RECOMMENDED CORE							
	PD	0.00	3,000,000	0	0	3,000,000	
	Total	0.00	3,000,000	0	0	3,000,000	

OA REPORT 10 FY 2019 GOVERNOR REC

DECISION ITEM DETAIL

Budget Unit	FY 2017	FY 2017	FY 2018	FY 2018	FY 2019	FY 2019	FY 2019	FY 2019
Decision Item	ACTUAL	ACTUAL	BUDGET	BUDGET	DEPT REQ	DEPT REQ	GOV REC	GOV REC
Budget Object Class	DOLLAR	FTE	DOLLAR	FTE	DOLLAR	FTE	DOLLAR	FTE
CONVENTION/SPORTS-JACKSON CO								
CORE								
PROGRAM DISTRIBUTIONS	3,000,000	0.00	3,000,000	0.00	3,000,000	0.00	3,000,000	0.00
TOTAL - PD	3,000,000	0.00	3,000,000	0.00	3,000,000	0.00	3,000,000	0.00
GRAND TOTAL	\$3,000,000	0.00	\$3,000,000	0.00	\$3,000,000	0.00	\$3,000,000	0.00
GENERAL REVENUE	\$3,000,000	0.00	\$3,000,000	0.00	\$3,000,000	0.00	\$3,000,000	0.00
FEDERAL FUNDS	\$0	0.00	\$0	0.00	\$0	0.00	\$0	0.00
OTHER FUNDS	\$0	0.00	\$0	0.00	\$0	0.00	\$0	0.00

OA REPORT 9 FY 2019 GOVERNOR REC

DECISION ITEM SUMMARY

Budget Unit								
Decision Item	FY 2017	FY 2017	FY 2018	FY 2018	FY 2019	FY 2019	FY 2019	FY 2019
Budget Object Summary	ACTUAL	ACTUAL	BUDGET	BUDGET	DEPT REQ	DEPT REQ	GOV REC	GOV REC
Fund	DOLLAR	FTE	DOLLAR	FTE	DOLLAR	FTE	DOLLAR	FTE
CONVENTION/SPORTS-EDWARD JONES								
CORE								
PROGRAM-SPECIFIC								
GENERAL REVENUE	0	0.00	12,000,000	0.00	12,000,000	0.00	12,000,000	0.00
TOTAL - PD	0	0.00	12,000,000	0.00	12,000,000	0.00	12,000,000	0.00
TOTAL	0	0.00	12,000,000	0.00	12,000,000	0.00	12,000,000	0.00
GRAND TOTAL	\$0	0.00	\$12,000,000	0.00	\$12,000,000	0.00	\$12,000,000	0.00

CORE DECISION ITEM

Department	Office of Administration	Budget Unit	32365
Division	Debt and Related Obligations		
Core	Convention/Sports-Edward Jones Dome	HB Section	5.230

1. CORE FINANCIAL SUMMARY

	FY 2019 Budget Request						FY 2019 Governor's Recommendation				
	GR	Federal	Other	Total	E		GR	Federal	Other	Total	E
PS	0	0	0	0	0	PS	0	0	0	0	
EE	0	0	0	0	0	EE	0	0	0	0	
PSD	12,000,000	0	0	12,000,000		PSD	12,000,000	0	0	12,000,000	
TRF	0	0	0	0		TRF	0	0	0	0	
Total	12,000,000	0	0	12,000,000		Total	12,000,000	0	0	12,000,000	
FTE	0.00	0.00	0.00	0.00		FTE	0.00	0.00	0.00	0.00	

Est. Fringe	0	0	0	0
--------------------	---	---	---	---

Note: Fringes budgeted in House Bill 5 except for certain fringes budgeted directly to MoDOT, Highway Patrol, and Conservation.

Est. Fringe	0	0	0	0
--------------------	---	---	---	---

Note: Fringes budgeted in House Bill 5 except for certain fringes budgeted directly to MoDOT, Highway Patrol, and Conservation.

Other Funds:

Other Funds:

2. CORE DESCRIPTION

This core request is to fund the State's sponsor payment to the Edward Jones Dome in St. Louis. Sections 67.650 - 67.658, RSMo allow for the establishment of a "Regional Convention and Sports Complex Authority." Pursuant to the issuance of the Convention and Sports Facility Project Bonds Series A 1991, the State of Missouri, as sponsor, is required to contribute \$10,000,000 annually to the Regional Convention and Sports Complex Authority debt service and an additional \$2,000,000 for preservation payments. Debt service payments began in Fiscal Year 1992 and will conclude in Fiscal Year 2022, while preservation payments will conclude in 2024.

The amount of outstanding State sponsored Convention and Sports Facility Project Bonds as of 7/1/17 is \$43,285,000.

3. PROGRAM LISTING (list programs included in this core funding)

Debt Management

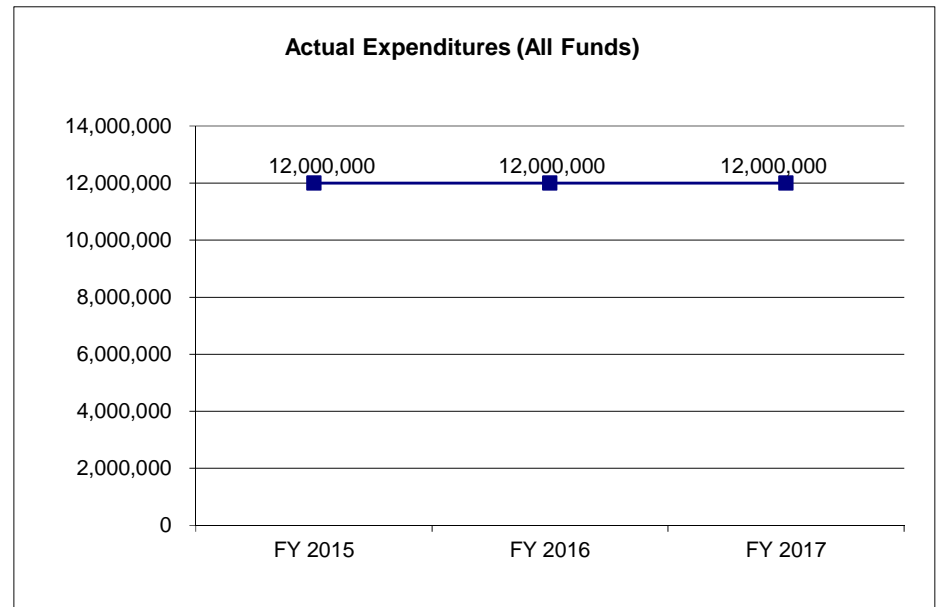
CORE DECISION ITEM

Department	Office of Administration	Budget Unit	32365
Division	Debt and Related Obligations		
Core	Convention/Sports-Edward Jones Dome	HB Section	5.230

4. FINANCIAL HISTORY

	FY 2015 Actual	FY 2016 Actual	FY 2017 Actual	FY 2018 Current Yr.
Appropriation (All Funds)	12,000,000	12,000,000	12,000,000	12,000,000
Less Reverted (All Funds)	0	0	0	N/A
Less Restricted (All Funds)*	0	0	0	N/A
Budget Authority (All Funds)	12,000,000	12,000,000	12,000,000	N/A
Actual Expenditures (All Funds)	12,000,000	12,000,000	12,000,000	N/A
Unexpended (All Funds)	0	0	0	N/A
Unexpended, by Fund:				
General Revenue	0	0	0	N/A
Federal	0	0	0	N/A
Other	0	0	0	N/A

(1)



Reverted includes the statutory three-percent reserve amount (when applicable).

Restricted includes any Governor's Expenditure Restrictions which remained at the end of the fiscal year (when applicable).

NOTES:

(1) In FY 2017 the Edwards Jones Dome payment was in the STO.

CORE RECONCILIATION DETAIL

STATE
CONVENTION/SPORTS-EDWARD JONES

5. CORE RECONCILIATION DETAIL

	Budget Class	FTE	GR	Federal	Other	Total	Explanation
TAFP AFTER VETOES							
	PD	0.00	12,000,000	0	0	12,000,000	
	Total	0.00	12,000,000	0	0	12,000,000	
DEPARTMENT CORE REQUEST							
	PD	0.00	12,000,000	0	0	12,000,000	
	Total	0.00	12,000,000	0	0	12,000,000	
GOVERNOR'S RECOMMENDED CORE							
	PD	0.00	12,000,000	0	0	12,000,000	
	Total	0.00	12,000,000	0	0	12,000,000	

OA REPORT 10 FY 2019 GOVERNOR REC

DECISION ITEM DETAIL

Budget Unit	FY 2017	FY 2017	FY 2018	FY 2018	FY 2019	FY 2019	FY 2019	FY 2019
Decision Item	ACTUAL	ACTUAL	BUDGET	BUDGET	DEPT REQ	DEPT REQ	GOV REC	GOV REC
Budget Object Class	DOLLAR	FTE	DOLLAR	FTE	DOLLAR	FTE	DOLLAR	FTE
CONVENTION/SPORTS-EDWARD JONES								
CORE								
PROGRAM DISTRIBUTIONS	0	0.00	2,000,000	0.00	2,000,000	0.00	2,000,000	0.00
DEBT SERVICE	0	0.00	10,000,000	0.00	10,000,000	0.00	10,000,000	0.00
TOTAL - PD	0	0.00	12,000,000	0.00	12,000,000	0.00	12,000,000	0.00
GRAND TOTAL	\$0	0.00	\$12,000,000	0.00	\$12,000,000	0.00	\$12,000,000	0.00
GENERAL REVENUE	\$0	0.00	\$12,000,000	0.00	\$12,000,000	0.00	\$12,000,000	0.00
FEDERAL FUNDS	\$0	0.00	\$0	0.00	\$0	0.00	\$0	0.00
OTHER FUNDS	\$0	0.00	\$0	0.00	\$0	0.00	\$0	0.00

PROGRAM DESCRIPTION

Department	Office of Administration	HB Section(s): 5.215
Program Name	Debt Management	
Program is found in the following core budget(s):		

	BPB Debt Service	HB 5 Debt Annual Fees	L/P Debt Payments	MOHEFA MU Arena	MDFB - Historical Society	Fulton State Hospital Debt Service	ESCO Debt	Debt Mgmt	Jackson County	Bartle Hall Conv Center	Edward Jones Dome	TOTAL
GR	61,774,406	30,654	13,664,857	2,519,375	2,328,594	12,346,138		83,300	3,000,000	2,000,000	12,000,000	109,747,324
FEDERAL												0
OTHER	15,158,675		2,417,207			12,347,388	4,243,273					34,166,543
TOTAL	76,933,081	30,654	16,082,064	2,519,375	2,328,594	24,693,526	4,243,273	83,300	3,000,000	2,000,000	12,000,000	143,913,867

1a. What strategic priority does this program address?

Effectively manage outstanding debt

1b. What does this program do?

This program provides for payment of various fees associated with outstanding debt, such as paying agent and escrow agent fees, arbitrage rebate, refunding costs and defeasance costs. It also provides for lead and supporting roles in most state debt financings. Included in this oversight is contact with the three rating agencies. Debt included in the oversight includes special obligation bonds, lease/purchase debt, convention center and dome financings and certain projects associated with the Missouri Health and Educational Facilities Authority (MOHEFA). The following explains the various debt being managed:

Special Obligation Bonds: The Board of Public Buildings is authorized to issue \$1.545 billion in special obligation revenue bonds in accordance with RSMo, 8.420 and 8.665. The amount of authorization outstanding and not issued as of 7/1/17 is \$476,990,000. There are seven (7) series of Board of Public Buildings bonds outstanding as of 7/1/17 in the amount of \$638,810,000. To date, the final series of bonds will mature on 10/1/39.

MOHEFA: The Missouri Health and Educational Authority issued \$35,000,000 of bonds for the University of Missouri-Columbia arena project. The State has entered into a financing agreement to pay the annual debt service on these bonds. In November 2011, the MOHEFA issued refunding bonds to refund the Educational Facilities Revenue Bonds series 2001. The principal amount of bonds outstanding as of 7/1/17 is \$11,160,000. The bonds will mature on 10/1/21.

Missouri Development Finance Board: In FY 06, the Board issued \$28,995,000 of Missouri Development Finance Board Leasehold Revenue Bonds Series 2005 dated November 1, 2005. These bonds were issued to finance the purchase of one building in Florissant, one building in St. Louis, and one building in Jennings. Missouri Development Finance Board issued \$9,865,000 of Leasehold Revenue Bonds Series 2006 dated May 1, 2006. These bonds were issued to finance the purchase of one building in St. Louis. The State has entered into a lease with the Board. Payments under the lease agreement have been structured in amounts sufficient to pay principal and interest on the bonds. In June 2013, the state issued Refunding Leasehold Revenue Bonds Series A 2013 and Series B 2013 to refund a portion of the outstanding Series 2005 and 2006 Bonds. The principal amount of bonds outstanding as of 7/1/17 is \$27,310,000.

Missouri Development Finance Board: The Board issued \$189,885,000 of Missouri Development Finance Board State of Missouri Annual Appropriation Bond Series 2014 and Series 2016 to finance the Fulton State Hospital project. The bonds are special, limited obligations of the Board and do not constitute a pledge of the full faith and credit of the State. The State has entered into a financing agreements with the Board. Payments under the financing agreement have been structured in amounts sufficient to pay principal and interest on the bonds, and are subject to annual appropriation by the State legislature. The principal amount of the Fulton bonds outstanding as of 07/01/17 is \$185,360,000.

Missouri Development Finance Board: The Board issued \$33,800,000 of Missouri Development Finance Board State of Missouri Annual Appropriations Bond Series A 2016 to finance the State Historical Society project. The bonds are special, limited obligations of the Board and do not constitute a pledge of the full faith and credit of the State. The State has entered into a financing agreement with the Board and payments under this agreement have been structured in amounts sufficient to pay principal and interest on the bonds, and are subject to annual appropriation by the State legislature. The principal amount of the Historical Society bonds outstanding as of 07/01/17 is \$32,655,000.

PROGRAM DESCRIPTION

Department Office of Administration

HB Section(s): 5.215

Program Name Debt Management

Program is found in the following core budget(s):

ESCO Debt: FMDC has utilized authority in Section 8.235.4, RSMo to finance projects to produce energy savings, reduce consumption, reduce pollution, and increase productivity at facilities around the State. Projects have been financed for 15 years at interest rates between 2.20% and 4.03%. In 2011, the outstanding leases were refinanced to reduce the interest rate to 2.3%. The principal amount of contracts outstanding as of 7/1/17 is \$19,398,825.

Certificates of Participation: There are four (4) lease/purchase agreements outstanding. These consist of the St. Louis Acute Care Psychiatric Hospital, the St. Louis Psychiatric Rehabilitation Center, the Northwest Psychiatric Rehabilitation Center, and the Bonne Terre Prison. In March 2005, the state issued Refunding Certificates of Participation Series A 2005 to refund the original certificates of participation associated with the four lease/purchase agreements. In June 2011, the state issued Refunding Certificates of Participation Series A 2011 to refund the Series A 2005 Refunding issue. The principal amount of certificates outstanding as of 7/1/17 is \$26,770,000. The certificates will mature on 10/1/18.

Convention Center and Sports Complex: In accordance with RSMo, Section 67.638-67.645, certain cities and counties are allowed to create a "Convention and Sports Complex Fund" for the purpose of developing, maintaining or operating sports, convention, exhibition, or trade facilities. The State may then contribute annually to each fund. The State has agreed to and is currently contributing to the Bartle Hall Convention Center and the Jackson County Sports Complex in Kansas City. The State's contribution will continue through Fiscal Year 2021.

Section 67.650-67.658, RSMo allows for the establishment of the Regional Convention and Sports Complex Authority. The Authority issued Series A 1991 (State sponsored) Bonds in 1991. The proceeds were used in addition to proceeds from St. Louis City and St. Louis County sponsored bonds, to build the Edward Jones Dome in St. Louis. In 1993, the Authority refunded the callable portions of the Series A 1991 Bonds by issuing Series A 1993 Refunding Bonds. In 2003, the Authority refunded the outstanding bonds with Series A 2003 Refunding Bonds. The State contributes \$10 million annually to the Authority to be used for debt service payments on the bonds. The State is also required to contribute \$2 million annually for maintenance of the facility. Final debt service payment to the Authority will be made on August 1, 2021. The final contribution for maintenance will be made on August 1, 2023. The amount of bonds outstanding as of 7/1/17 is \$43,285,000.

The personal service and expense and equipment costs associated with this program, are not included in the costs presented in this form. Those costs are included in the Accounting Operations within the Division of Accounting. It is not cost beneficial to track the costs by program because of the overlap of job duties. The cost listed in this form are for the direct payment for debt and fees associated with that debt.

2. What is the authorization for this program, i.e., federal or state statute, etc.? (Include the federal program number, if applicable.)

Chapter 8, RSMo; Sections: 67.638-67.645; 67.650-67.658; 178.892-178.896; and 288.128, 288.310, and 288.330, RSMo.

3. Are there federal matching requirements? If yes, please explain.

No

4. Is this a federally mandated program? If yes, please explain.

No

PROGRAM DESCRIPTION

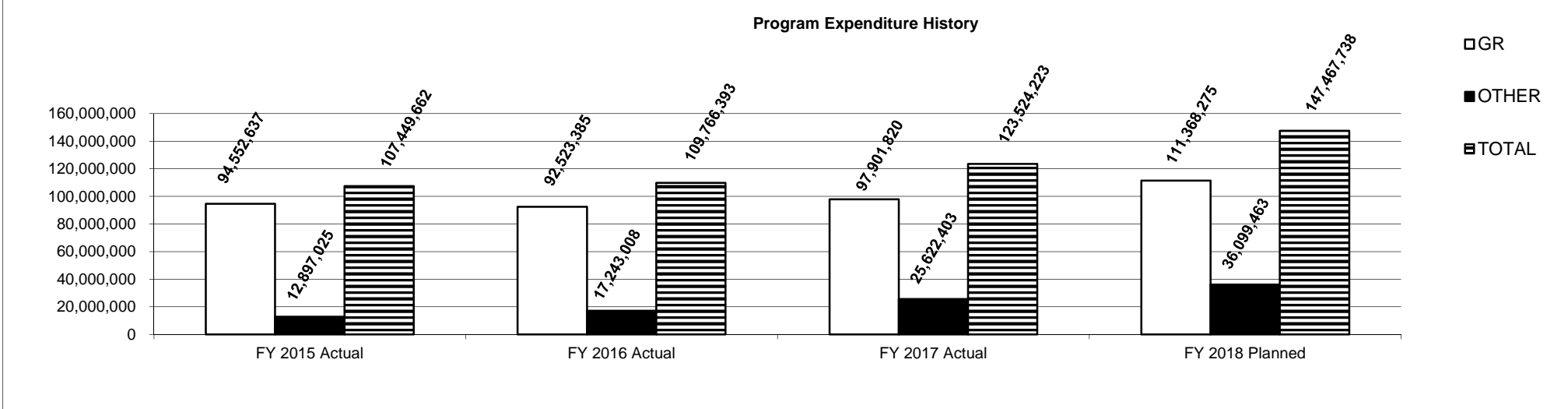
Department Office of Administration

HB Section(s): 5.215

Program Name Debt Management

Program is found in the following core budget(s):

5. Provide actual expenditures for the prior three fiscal years and planned expenditures for the current fiscal year.



Above costs do not include personal service and expense and equipment cost for support staff.

6. What are the sources of the "Other" funds?

- Facilities Maintenance Reserve Fund (0124)
- Fulton State Hospital Bond and Interest Series A 2014 (0396)
- State Facility Maintenance and Operation Fund (0501)

7a. Provide an effectiveness measure.

Prompt payment of principal and interest results in adherence to statutory requirements and to bond resolutions and other financing agreements. This promotes sound financial management and helps to maintain the State's AAA bond rating. Generally, AAA rated bonds bear lower interest rates thereby lowering the overall interest costs incurred by the State.

PROGRAM DESCRIPTION

Department Office of Administration
Program Name Debt Management

HB Section(s): 5.215

Program is found in the following core budget(s):

7b. Provide an efficiency measure.

	Principal Outstanding 07/01/2017	Payment Dates	# of FY 16 Required Payment/ # of payments made by Due Date	# of FY 17 Required Payment/ # of payments made by Due Date
Bartle Hall Convention Center	n/a ¹	monthly or upon request	12/12	12/12
Jackson County Convention and Sports complex	n/a ¹	monthly or upon request	12/12	12/12
Board of Public Buildings - Series A 2015	35,100,000	9/30; 3/31	2/2	2/2
Board of Public Buildings - Series A 2011 Refunding	91,190,000	9/30; 3/31	2/2	2/2
Board of Public Buildings - Series A 2012 Refunding	235,290,000	9/30; 3/31	2/2	2/2
Board of Public Buildings - Series A 2013 Refunding	24,755,000	9/30; 3/31	2/2	2/2
Board of Public Buildings - Series A 2014 Refunding	85,675,000	9/30; 3/31	2/2	2/2
Board of Public Buildings - Series A 2015 Refunding	20,250,000	9/30; 3/31	1/1	2/2
Board of Public Buildings - Series B 2015	52,625,000	9/30; 3/31	1/1	2/2
Board of Public Buildings - Series A 2016	93,925,000	9/30; 3/31	0/0	2/2
MDFB Leasehold Bonds - Series A 2013 Refunding	20,350,000	9/15; 3/15	2/2	2/2
MDFB Leasehold Bonds - Series B 2013 Refunding	6,960,000	9/15; 3/15	2/2	2/2
MDFB - Fulton Hospital Series 2014	88,135,000	9/30; 3/31	2/2	2/2
MDFB - Fulton Hospital Series 2016	97,225,000	9/30; 3/31	0/0	0/0
MDFB - Historical Society Series A 2016	32,655,000	9/30; 3/31	0/0	2/2
Certificates of Participation - Series A 2011 Refundin	26,770,000	9/30; 3/31	2/2	2/2
MOHEFA MU Arena - Series 2011 Refunding	11,160,000	9/30; 3/31	2/2	2/2
Edward Jones Dome - Series A 2003 Refunding	43,285,000	7/31; 1/31	2/2	2/2
Energy Savings	19,398,825	quarterly	4/4	4/4
	<u>984,748,825</u>			

¹ State pays a fixed annual amount

7c. Provide the number of clients/individuals served, if applicable.

of banks (Paying Agents): 4

Unknown # of bondholders paid promptly: All

7d. Provide a customer satisfaction measure, if available.

Zero calls received by paying agents or bondholders that payments weren't made.

OA REPORT 9 FY 2019 GOVERNOR REC

DECISION ITEM SUMMARY

Budget Unit								
Decision Item	FY 2017	FY 2017	FY 2018	FY 2018	FY 2019	FY 2019	FY 2019	FY 2019
Budget Object Summary	ACTUAL	ACTUAL	BUDGET	BUDGET	DEPT REQ	DEPT REQ	GOV REC	GOV REC
Fund	DOLLAR	FTE	DOLLAR	FTE	DOLLAR	FTE	DOLLAR	FTE
CMIA-FEDERAL PAYMENTS								
CORE								
EXPENSE & EQUIPMENT								
GENERAL REVENUE	12,274	0.00	300,000	0.00	300,000	0.00	300,000	0.00
OA-FEDERAL AND OTHER	0	0.00	20,000	0.00	20,000	0.00	20,000	0.00
FEDERAL SURPLUS PROPERTY	0	0.00	20,000	0.00	20,000	0.00	20,000	0.00
TOTAL - EE	<u>12,274</u>	<u>0.00</u>	<u>340,000</u>	<u>0.00</u>	<u>340,000</u>	<u>0.00</u>	<u>340,000</u>	<u>0.00</u>
TOTAL	12,274	0.00	340,000	0.00	340,000	0.00	340,000	0.00
CMIA Payments - 1300024								
EXPENSE & EQUIPMENT								
GENERAL REVENUE	0	0.00	0	0.00	0	0.00	200,000	0.00
TOTAL - EE	<u>0</u>	<u>0.00</u>	<u>0</u>	<u>0.00</u>	<u>0</u>	<u>0.00</u>	<u>200,000</u>	<u>0.00</u>
TOTAL	0	0.00	0	0.00	0	0.00	200,000	0.00
GRAND TOTAL	\$12,274	0.00	\$340,000	0.00	\$340,000	0.00	\$540,000	0.00

CORE DECISION ITEM

Department	Office of Administration	Budget Unit	32356
Division	Administrative Disbursements		
Core -	CMIA and Other Federal Payments	HB Section	5.235

1. CORE FINANCIAL SUMMARY

	FY 2019 Budget Request						FY 2019 Governor's Recommendation				
	GR	Federal	Other	Total	E		GR	Federal	Other	Total	E
PS	0	0	0	0	0	PS	0	0	0	0	
EE	300,000	20,000	20,000	340,000		EE	300,000	20,000	20,000	340,000	
PSD	0	0	0	0		PSD	0	0	0	0	
TRF	0	0	0	0		TRF	0	0	0	0	
Total	300,000	20,000	20,000	340,000		Total	300,000	20,000	20,000	340,000	
FTE	0.00	0.00	0.00	0.00		FTE	0.00	0.00	0.00	0.00	

Est. Fringe	0	0	0	0
--------------------	---	---	---	---

Note: Fringes budgeted in House Bill 5 except for certain fringes budgeted directly to MoDOT, Highway Patrol, and Conservation.

Est. Fringe	0	0	0	0
--------------------	---	---	---	---

Note: Fringes budgeted in House Bill 5 except for certain fringes budgeted directly to MoDOT, Highway Patrol, and Conservation.

Other Funds: various

Other Funds: various

2. CORE DESCRIPTION

This core request is for payments that may become due to the Federal Government for items such as interest, refunds, and penalties.

Federal Fiscal Year	State Pymt Fiscal Year	Threshold	Interest Rate	# of Programs	# of Agencies
2016	2017	60,000,000	.19%	17	6
2015	2016	60,000,000	.02%	17	7
2014	2015	60,000,000	.05%	15	6
2013	2014	60,000,000	.08%	16	6
2012	2013	60,000,000	.05%	19	6
2011	2012	60,000,000	.12%	16	7
2010	2011	56,470,000	.12%	16	8
2009	2010	52,840,000	.60%	18	8

3. PROGRAM LISTING (list programs included in this core funding)

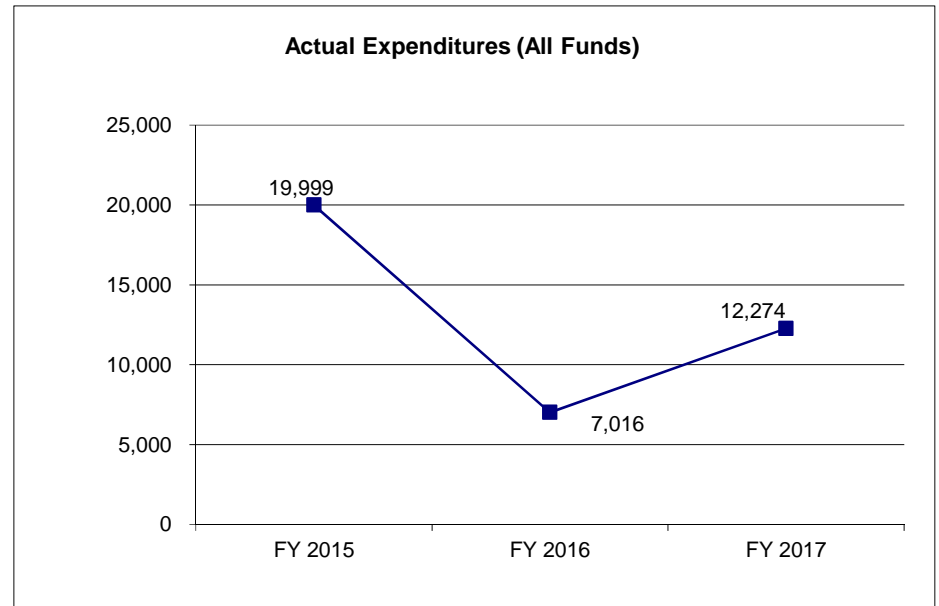
CMIA and Other Federal Payments

CORE DECISION ITEM

Department	Office of Administration	Budget Unit	32356
Division	Administrative Disbursements		
Core -	CMA and Other Federal Payments	HB Section	5.235

4. FINANCIAL HISTORY

	FY 2015 Actual	FY 2016 Actual	FY 2017 Actual	FY 2018 Current Yr.
Appropriation (All Funds)	300,000	340,000	340,000	340,000
Less Reverted (All Funds)	(135,000)	0		N/A
Less Restricted (All Funds)*	0	0	(200,000)	N/A
Budget Authority (All Funds)	165,000	340,000	140,000	340,000
Actual Expenditures (All Funds)	19,999	7,016	12,274	N/A
Unexpended (All Funds)	145,001	332,984	127,726	N/A
Unexpended, by Fund:				
General Revenue	145,001	292,984	87,726	N/A
Federal	0	0	20,000	N/A
Other	0	40,000	20,000	N/A



*Restricted amount is as of 9/1/2017.

Reverted includes the statutory three-percent reserve amount (when applicable).

Restricted includes any Governor's Expenditure Restrictions which remained at the end of the fiscal year (when applicable).

NOTES:

CORE RECONCILIATION DETAIL

**STATE
CMIA-FEDERAL PAYMENTS**

5. CORE RECONCILIATION DETAIL

	Budget Class	FTE	GR	Federal	Other	Total	Explanation
TAFP AFTER VETOES							
	EE	0.00	300,000	20,000	20,000	340,000	
	Total	0.00	300,000	20,000	20,000	340,000	
DEPARTMENT CORE REQUEST							
	EE	0.00	300,000	20,000	20,000	340,000	
	Total	0.00	300,000	20,000	20,000	340,000	
GOVERNOR'S RECOMMENDED CORE							
	EE	0.00	300,000	20,000	20,000	340,000	
	Total	0.00	300,000	20,000	20,000	340,000	

OA REPORT 10 FY 2019 GOVERNOR REC

DECISION ITEM DETAIL

Budget Unit	FY 2017	FY 2017	FY 2018	FY 2018	FY 2019	FY 2019	FY 2019	FY 2019
Decision Item	ACTUAL	ACTUAL	BUDGET	BUDGET	DEPT REQ	DEPT REQ	GOV REC	GOV REC
Budget Object Class	DOLLAR	FTE	DOLLAR	FTE	DOLLAR	FTE	DOLLAR	FTE
CMIA-FEDERAL PAYMENTS								
CORE								
MISCELLANEOUS EXPENSES	12,274	0.00	340,000	0.00	340,000	0.00	340,000	0.00
TOTAL - EE	12,274	0.00	340,000	0.00	340,000	0.00	340,000	0.00
GRAND TOTAL	\$12,274	0.00	\$340,000	0.00	\$340,000	0.00	\$340,000	0.00
GENERAL REVENUE	\$12,274	0.00	\$300,000	0.00	\$300,000	0.00	\$300,000	0.00
FEDERAL FUNDS	\$0	0.00	\$20,000	0.00	\$20,000	0.00	\$20,000	0.00
OTHER FUNDS	\$0	0.00	\$20,000	0.00	\$20,000	0.00	\$20,000	0.00

NEW DECISION ITEM
RANK: 5

Department Office of Administration	Budget Unit 32356
Division Administrative Disbursements	
DI Name CMA and Other Federal Payments DI# 1300024	HB Section 5.235

1. AMOUNT OF REQUEST

	FY 2019 Budget Request				E		FY 2019 Governor's Recommendation				E
	GR	Federal	Other	Total			GR	Federal	Other	Total	
PS	0	0	0	0	0	PS	0	0	0	0	
EE	0	0	0	0	0	EE	200,000	0	0	200,000	
PSD	0	0	0	0	0	PSD	0	0	0	0	
TRF	0	0	0	0	0	TRF	0	0	0	0	
Total	0	0	0	0	0	Total	200,000	0	0	200,000	
FTE	0.00	0.00	0.00	0.00	0.00	FTE	0.00	0.00	0.00	0.00	

Est. Fringe	0	0	0	0
--------------------	---	---	---	---

Note: Fringes budgeted in House Bill 5 except for certain fringes budgeted directly to MoDOT, Highway Patrol, and Conservation.

Est. Fringe	0	0	0	0
--------------------	---	---	---	---

Note: Fringes budgeted in House Bill 5 except for certain fringes budgeted directly to MoDOT, Highway Patrol, and Conservation.

Other Funds:

Other Funds:

2. THIS REQUEST CAN BE CATEGORIZED AS:

<input type="checkbox"/> New Legislation	<input type="checkbox"/> New Program	<input type="checkbox"/> Fund Switch
<input type="checkbox"/> Federal Mandate	<input type="checkbox"/> Program Expansion	<input checked="" type="checkbox"/> Cost to Continue
<input type="checkbox"/> GR Pick-Up	<input type="checkbox"/> Space Request	<input type="checkbox"/> Equipment Replacement
<input type="checkbox"/> Pay Plan	<input type="checkbox"/> Other: _____	

3. WHY IS THIS FUNDING NEEDED? PROVIDE AN EXPLANATION FOR ITEMS CHECKED IN #2. INCLUDE THE FEDERAL OR STATE STATUTORY OR CONSTITUTIONAL AUTHORIZATION FOR THIS PROGRAM.

The U.S. Treasury interest rate increased substantially from a low of 0.19% in Fiscal Year 2017 to 0.57% in Fiscal Year 2018. As a result, the FY18 payment is \$220,000 compared to \$12,274 in FY17. Since interest rates continue to rise, it is expected this appropriation will need to be gradually increased to make the required payments.

NEW DECISION ITEM

RANK: 5

Department Office of Administration	Budget Unit 32356
Division Administrative Disbursements	
DI Name CMA and Other Federal Payments DI# 1300024	HB Section 5.235

4. DESCRIBE THE DETAILED ASSUMPTIONS USED TO DERIVE THE SPECIFIC REQUESTED AMOUNT. (How did you determine that the requested number of FTE were appropriate? From what source or standard did you derive the requested levels of funding? Were alternatives such as outsourcing or automation considered? If based on new legislation, does request tie to TAFP fiscal note? If not, explain why. Detail which portions of the request are one-times and how those amounts were calculated.)

We estimated a similar increase in the interest rate next year as occurred this year.

5. BREAK DOWN THE REQUEST BY BUDGET OBJECT CLASS, JOB CLASS, AND FUND SOURCE. IDENTIFY ONE-TIME COSTS.

Budget Object Class/Job Class	Dept Req	Dept Req	Dept Req	Dept Req	Dept Req	Dept Req	Dept Req	Dept Req	Dept Req	Dept Req	E
	GR	GR	FED	FED	OTHER	OTHER	TOTAL	TOTAL	One-Time		
	DOLLARS	FTE	DOLLARS	FTE	DOLLARS	FTE	DOLLARS	FTE	DOLLARS		
							0				
							0	0.0			
Total PS	<u>0</u>	<u>0.0</u>	<u>0</u>	<u>0.0</u>	<u>0</u>	<u>0.0</u>	<u>0</u>	<u>0.0</u>	<u>0</u>		
							0				
							0				
Total EE	<u>0</u>		<u>0</u>		<u>0</u>		<u>0</u>		<u>0</u>		
Program Distributions	0		0		0		0		0		
Total PSD	<u>0</u>		<u>0</u>		<u>0</u>		<u>0</u>		<u>0</u>		
Transfers											
Total TRF	<u>0</u>		<u>0</u>		<u>0</u>		<u>0</u>		<u>0</u>		
Grand Total	<u><u>0</u></u>	<u><u>0.0</u></u>	<u><u>0</u></u>	<u><u>0.0</u></u>	<u><u>0</u></u>	<u><u>0.0</u></u>	<u><u>0</u></u>	<u><u>0.0</u></u>	<u><u>0</u></u>		

NEW DECISION ITEM
RANK: 5

Department Office of Administration			Budget Unit		32356					
Division Administrative Disbursements										
DI Name CMIA and Other Federal Payments	DI# 1300024		HB Section		5.235					
Budget Object Class/Job Class	Gov Rec GR DOLLARS	Gov Rec GR FTE	Gov Rec FED DOLLARS	Gov Rec FED FTE	Gov Rec OTHER DOLLARS	Gov Rec OTHER FTE	Gov Rec TOTAL DOLLARS	Gov Rec TOTAL FTE	Gov Rec One-Time DOLLARS	E
Total PS	0	0.0	0	0.0	0	0.0	0	0.0	0	
740 - Misc Expenses	200,000						200,000			
Total EE	<u>200,000</u>		<u>0</u>		<u>0</u>		<u>200,000</u>		<u>0</u>	
Program Distributions							0			
Total PSD	<u>0</u>		<u>0</u>		<u>0</u>		<u>0</u>		<u>0</u>	
Transfers							0			
Total TRF	<u>0</u>		<u>0</u>		<u>0</u>		<u>0</u>		<u>0</u>	
Grand Total	<u><u>200,000</u></u>	<u><u>0.0</u></u>	<u><u>0</u></u>	<u><u>0.0</u></u>	<u><u>0</u></u>	<u><u>0.0</u></u>	<u><u>200,000</u></u>	<u><u>0.0</u></u>	<u><u>0</u></u>	

NEW DECISION ITEM

RANK: 5

Department Office of Administration	Budget Unit <u>32356</u>
Division Administrative Disbursements	
DI Name CMIA and Other Federal Payments DI# <u>1300024</u>	HB Section <u>5.235</u>

6. PERFORMANCE MEASURES (If new decision item has an associated core, separately identify projected performance with & without additional funding.)

6a. Provide an effectiveness measure.

Compliance to the Cash Management Improvement Act of 1990 and 1992, Title 2 of the Code of Federal Regulations Part 200 and IRS Tax Code.
Timely payment of other interest/penalty assessments.

6b. Provide an efficiency measure.

Prompt payment to the federal government by March 31, for CMIA interest.

6c. Provide the number of clients/individuals served, if applicable.

Any state agency that applies for federal grants.

6d. Provide a customer satisfaction measure, if available.

0 complaints received

7. STRATEGIES TO ACHIEVE THE PERFORMANCE MEASUREMENT TARGETS:

Accounting will continue to negotiate the annual CMIA agree with the US Treasury to ensure that State can continue to draw federal money into the Treasury. Accounting will further continue to consolidate the CMIA report and submit both the report and any repayment required timely.

OA REPORT 10 FY 2019 GOVERNOR REC

DECISION ITEM DETAIL

Budget Unit	FY 2017	FY 2017	FY 2018	FY 2018	FY 2019	FY 2019	FY 2019	FY 2019
Decision Item	ACTUAL	ACTUAL	BUDGET	BUDGET	DEPT REQ	DEPT REQ	GOV REC	GOV REC
Budget Object Class	DOLLAR	FTE	DOLLAR	FTE	DOLLAR	FTE	DOLLAR	FTE
CMIA-FEDERAL PAYMENTS								
CMIA Payments - 1300024								
MISCELLANEOUS EXPENSES	0	0.00	0	0.00	0	0.00	200,000	0.00
TOTAL - EE	0	0.00	0	0.00	0	0.00	200,000	0.00
GRAND TOTAL	\$0	0.00	\$0	0.00	\$0	0.00	\$200,000	0.00
GENERAL REVENUE	\$0	0.00	\$0	0.00	\$0	0.00	\$200,000	0.00
FEDERAL FUNDS	\$0	0.00	\$0	0.00	\$0	0.00	\$0	0.00
OTHER FUNDS	\$0	0.00	\$0	0.00	\$0	0.00	\$0	0.00

PROGRAM DESCRIPTION

Department	Office of Administration	HB Section(s):	<u>5.235</u>
Program Name	CMIA and Other Federal Payments		
Program is found in the following core budget(s):	CMIA and Other Federal Payments		

1a. What strategic priority does this program address?

Reimburse federal grant monies and penalties

1b. What does this program do?

This program provides for payments to the federal government for items such as interest, refunds, and penalties. The Federal Cash Management Improvement Act of 1990 and 1992 requires that the State track the draw down of federal funds for programs that exceed the threshold, as calculated using program expenditures. Interest is calculated using the daily equivalent of the annualized 13-week average treasury bill rate (2.99% in FY09, 0.60% in FY10, 0.12% in FY11, 0.12% in FY12, 0.05% in FY13, 0.08% in FY14, 0.05% in FY15, 0.02% in FY 16, and 0.19% in FY17). Interest calculated on program disbursements from July 2016 through June 2017 is due in March of 2018. The State also prepares a Statewide Cost Allocation Plan in accordance with Title 2 of the Code of Federal Regulations Part 200. This plan is used to allocate central service costs to various federal programs. The federal Department of Health and Human Services reviews the plan for adherence to the Circular. Reimbursement to the federal government may be required for any disallowed cost. In FY 06, \$950,000 was reimbursed to the federal government. This represented their share of money that was swept from the OA Revolving Trust fund to the general revenue fund in FY 05. This program also covers any IRS penalties that have been assessed.

2. What is the authorization for this program, i.e., federal or state statute, etc.?

Cash Management Improvement Act; Title 2 of the Code of Federal Regulations Part 200, IRS Tax Code

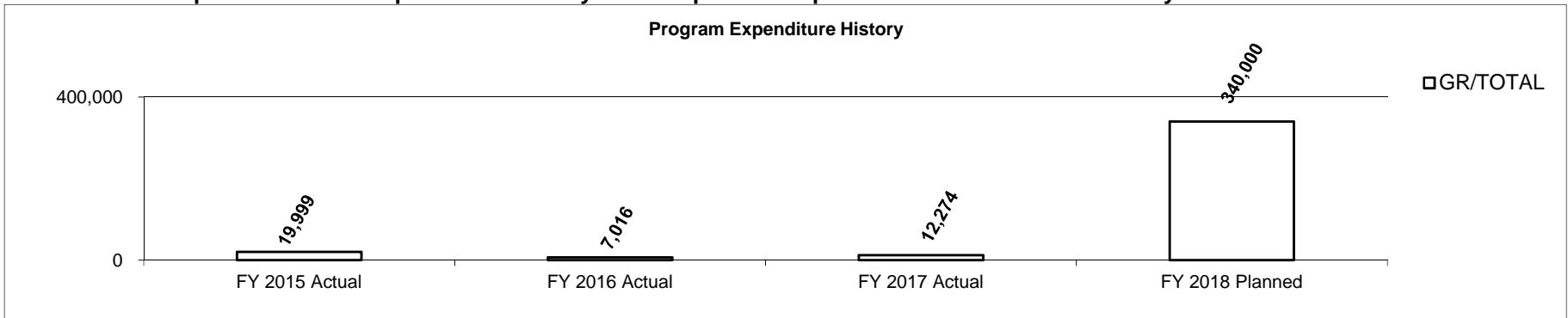
3. Are there federal matching requirements? If yes, please explain.

No

4. Is this a federally mandated program? If yes, please explain.

Yes. (see No. 1b above).

5. Provide actual expenditures for the prior three fiscal years and planned expenditures for the current fiscal year.



PROGRAM DESCRIPTION

Department	Office of Administration	HB Section(s):	<u>5.235</u>
Program Name	CMIA and Other Federal Payments		
Program is found in the following core budget(s): CMIA and Other Federal Payments			

6. What are the sources of the "Other" funds?

N/A

7a. Provide an effectiveness measure.

Compliance to the Cash Management Improvement Act of 1990 and 1992, Title 2 of the Code of Federal Regulations Part 200 and IRS Tax Code.
Timely payment of other interest/penalty assessments.

7b. Provide an efficiency measure.

Prompt payment to the federal government by March 31, for CMIA interest.

7c. Provide the number of clients/individuals served, if applicable.

Any state agency that applies for federal grants.

7d. Provide a customer satisfaction measure, if available.

0 complaints received.

OA REPORT 9 FY 2019 GOVERNOR REC

DECISION ITEM SUMMARY

Budget Unit								
Decision Item	FY 2017	FY 2017	FY 2018	FY 2018	FY 2019	FY 2019	FY 2019	FY 2019
Budget Object Summary	ACTUAL	ACTUAL	BUDGET	BUDGET	DEPT REQ	DEPT REQ	GOV REC	GOV REC
Fund	DOLLAR	FTE	DOLLAR	FTE	DOLLAR	FTE	DOLLAR	FTE
CASH FLOW LOANS								
CORE								
FUND TRANSFERS								
BUDGET RESERVE	519,277,291	0.00	574,999,999	0.00	574,999,999	0.00	574,999,999	0.00
OA REVOLVING ADMINISTRATIVE TR	0	0.00	1	0.00	1	0.00	1	0.00
TOTAL - TRF	519,277,291	0.00	575,000,000	0.00	575,000,000	0.00	575,000,000	0.00
TOTAL	519,277,291	0.00	575,000,000	0.00	575,000,000	0.00	575,000,000	0.00
Cash Flow Loans Transfers - 1300004								
FUND TRANSFERS								
BUDGET RESERVE	0	0.00	0	0.00	75,000,000	0.00	75,000,000	0.00
TOTAL - TRF	0	0.00	0	0.00	75,000,000	0.00	75,000,000	0.00
TOTAL	0	0.00	0	0.00	75,000,000	0.00	75,000,000	0.00
GRAND TOTAL	\$519,277,291	0.00	\$575,000,000	0.00	\$650,000,000	0.00	\$650,000,000	0.00

CORE DECISION ITEM

Department	Office of Administration	Budget Unit	32500
Division	Administrative Disbursements		
Core -	Cash Flow Loans Transfers	HB Section	5.240

1. CORE FINANCIAL SUMMARY

	FY 2019 Budget Request						FY 2019 Governor's Recommendation				
	GR	Federal	Other	Total	E		GR	Federal	Other	Total	E
PS	0	0	0	0	0	PS	0	0	0	0	
EE	0	0	0	0	0	EE	0	0	0	0	
PSD	0	0	0	0	0	PSD	0	0	0	0	
TRF	0	0	575,000,000	575,000,000		TRF	0	0	575,000,000	575,000,000	
Total	0	0	575,000,000	575,000,000		Total	0	0	575,000,000	575,000,000	
FTE	0.00	0.00	0.00	0.00		FTE	0.00	0.00	0.00	0.00	

Est. Fringe	0	0	0	0
--------------------	---	---	---	---

Note: Fringes budgeted in House Bill 5 except for certain fringes budgeted directly to MoDOT, Highway Patrol, and Conservation.

Est. Fringe	0	0	0	0
--------------------	---	---	---	---

Note: Fringes budgeted in House Bill 5 except for certain fringes budgeted directly to MoDOT, Highway Patrol, and Conservation.

Other Funds: Budget Reserve Fund (0100) and various other funds.

Other Funds: Budget Reserve Fund (0100) and various other funds.

2. CORE DESCRIPTION

This request provides the mechanism to transfer funds from the Budget Reserve Fund into general revenue or any other state fund for short-term loans pursuant to Section 27(a), Article IV, Constitution of Missouri. This appropriation also allows for transfers from various other funds into general revenue or any other state funds for short-term loans.

Transfers from the Budget Reserve Fund are deemed "cash operating transfers." An amount equal to the cash operating transfer received by such fund, together with the interest that would have been earned on such amount, must be transferred back to the Budget Reserve Fund or other fund prior to May sixteenth of the fiscal year in which the transfer was made. No cash operating transfers out of the Budget Reserve Fund may be made after May 15 of any fiscal year.

Transfers from other state funds into general revenue or other state fund shall only be transferred from May 15 to June 30 in any fiscal year, and an amount equal to the cash operating transfer received by such fund, together with the interest that would have been earned on such amount, must be transferred back to the other fund prior to June 30 of the fiscal year in which the transfer was made.

3. PROGRAM LISTING (list programs included in this core funding)

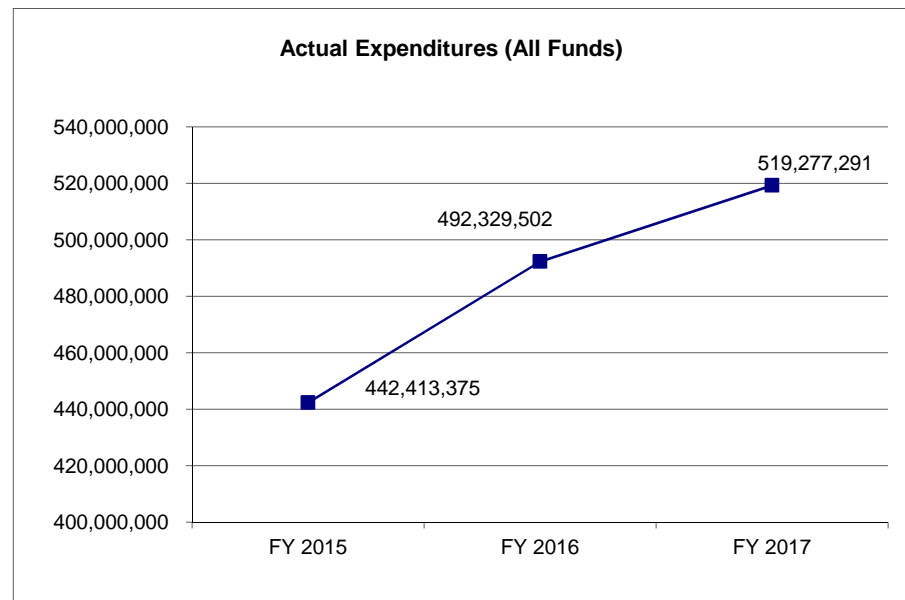
N/A

CORE DECISION ITEM

Department	Office of Administration	Budget Unit	32500
Division	Administrative Disbursements		
Core -	Cash Flow Loans Transfers	HB Section	5.240

4. FINANCIAL HISTORY

	<u>FY 2015 Actual</u>	<u>FY 2016 Actual</u>	<u>FY 2017 Actual</u>	<u>FY 2018 Current Yr.</u>
Appropriation (All Funds)	575,000,000	575,000,000	575,000,000	575,000,000
Less Reverted (All Funds)	0	0	0	N/A
Less Restricted (All Funds)*	0	0	0	N/A
Budget Authority (All Funds)	575,000,000	575,000,000	575,000,000	575,000,000
Actual Expenditures (All Funds)	442,413,375	492,329,502	519,277,291	N/A
Unexpended (All Funds)	132,586,625	82,670,498	55,722,709	N/A
Unexpended, by Fund:				
General Revenue	0	0	0	N/A
Federal	0	0	0	N/A
Other	132,586,625	82,670,498	55,722,709	N/A



Reverted includes the statutory three-percent reserve amount (when applicable).

Restricted includes any Governor's Expenditure Restrictions which remained at the end of the fiscal year (when applicable).

NOTES:

CORE RECONCILIATION DETAIL

**STATE
CASH FLOW LOANS**

5. CORE RECONCILIATION DETAIL

	Budget Class	FTE	GR	Federal	Other	Total	Explanation
TAFP AFTER VETOES							
	TRF	0.00	0	0	575,000,000	575,000,000	
	Total	0.00	0	0	575,000,000	575,000,000	
DEPARTMENT CORE REQUEST							
	TRF	0.00	0	0	575,000,000	575,000,000	
	Total	0.00	0	0	575,000,000	575,000,000	
GOVERNOR'S RECOMMENDED CORE							
	TRF	0.00	0	0	575,000,000	575,000,000	
	Total	0.00	0	0	575,000,000	575,000,000	

OA REPORT 10 FY 2019 GOVERNOR REC

DECISION ITEM DETAIL

Budget Unit	FY 2017	FY 2017	FY 2018	FY 2018	FY 2019	FY 2019	FY 2019	FY 2019
Decision Item	ACTUAL	ACTUAL	BUDGET	BUDGET	DEPT REQ	DEPT REQ	GOV REC	GOV REC
Budget Object Class	DOLLAR	FTE	DOLLAR	FTE	DOLLAR	FTE	DOLLAR	FTE
CASH FLOW LOANS								
CORE								
TRANSFERS OUT	519,277,291	0.00	575,000,000	0.00	575,000,000	0.00	575,000,000	0.00
TOTAL - TRF	519,277,291	0.00	575,000,000	0.00	575,000,000	0.00	575,000,000	0.00
GRAND TOTAL	\$519,277,291	0.00	\$575,000,000	0.00	\$575,000,000	0.00	\$575,000,000	0.00
GENERAL REVENUE	\$0	0.00	\$0	0.00	\$0	0.00	\$0	0.00
FEDERAL FUNDS	\$0	0.00	\$0	0.00	\$0	0.00	\$0	0.00
OTHER FUNDS	\$519,277,291	0.00	\$575,000,000	0.00	\$575,000,000	0.00	\$575,000,000	0.00

NEW DECISION ITEM
RANK: 5

Department Office of Administration	Budget Unit 32500
Division Administrative Disbursements	
DI Name Cash Flow Loans Transfers DI# 1300004	HB Section 5.240

1. AMOUNT OF REQUEST

	FY 2019 Budget Request				E		FY 2019 Governor's Recommendation				E
	GR	Federal	Other	Total			GR	Federal	Other	Total	
PS	0	0	0	0	0	PS	0	0	0	0	
EE	0	0	0	0	0	EE	0	0	0	0	
PSD	0	0	0	0	0	PSD	0	0	0	0	
TRF	0	0	75,000,000	75,000,000		TRF	0	0	75,000,000	75,000,000	
Total	0	0	75,000,000	75,000,000		Total	0	0	75,000,000	75,000,000	
FTE	0.00	0.00	0.00	0.00		FTE	0.00	0.00	0.00	0.00	

Est. Fringe	0	0	0	0
--------------------	---	---	---	---

Note: Fringes budgeted in House Bill 5 except for certain fringes budgeted directly to MoDOT, Highway Patrol, and Conservation.

Est. Fringe	0	0	0	0
--------------------	---	---	---	---

Note: Fringes budgeted in House Bill 5 except for certain fringes budgeted directly to MoDOT, Highway Patrol, and Conservation.

Other Funds: Budget Reserve Fund (0100) and various other funds.

Other Funds Budget Reserve Fund (0100) and various other funds.

2. THIS REQUEST CAN BE CATEGORIZED AS:

<input type="checkbox"/> New Legislation	<input type="checkbox"/> New Program	<input type="checkbox"/> Fund Switch
<input type="checkbox"/> Federal Mandate	<input type="checkbox"/> Program Expansion	<input checked="" type="checkbox"/> Cost to Continue
<input type="checkbox"/> GR Pick-Up	<input type="checkbox"/> Space Request	<input type="checkbox"/> Equipment Replacement
<input type="checkbox"/> Pay Plan	<input type="checkbox"/> Other: _____	

3. WHY IS THIS FUNDING NEEDED? PROVIDE AN EXPLANATION FOR ITEMS CHECKED IN #2. INCLUDE THE FEDERAL OR STATE STATUTORY OR CONSTITUTIONAL AUTHORIZATION FOR THIS PROGRAM.

This request provides the mechanism to transfer funds from the Budget Reserve Fund into general revenue or any other state fund for short-term loans pursuant to Section 27(a), Article IV, Constitution of Missouri. This appropriation also allows for transfers from various other funds into general revenue or any other state funds for short-term loans. This decision item of \$75,000,000 represents the increase needed to make the transfer payments.

NEW DECISION ITEM
RANK: 5

Department Office of Administration	Budget Unit <u>32500</u>
Division Administrative Disbursements	
DI Name Cash Flow Loans Transfers DI# <u>1300004</u>	HB Section <u>5.240</u>

4. DESCRIBE THE DETAILED ASSUMPTIONS USED TO DERIVE THE SPECIFIC REQUESTED AMOUNT. (How did you determine that the requested number of FTE were appropriate? From what source or standard did you derive the requested levels of funding? Were alternatives such as outsourcing or automation considered? If based on new legislation, does request tie to TAFP fiscal note? If not, explain why. Detail which portions of the request are one-times and how those amounts were calculated.)

Transfers from various funds into the general fund or any other state fund for short-term loans vary from year to year. The amount required for FY 19 is greater than the FY 18 core as follows:

	<u>Fund</u>	<u>FY 18</u> <u>Core</u>	<u>FY 19</u> <u>Request</u>	<u>Difference</u>	
Budget Request	0101	\$500,000,000	\$550,000,000	\$50,000,000	(1)
	Other	\$75,000,000	\$100,000,000	\$25,000,000	
				\$75,000,000	

(1) Net required increases.

5. BREAK DOWN THE REQUEST BY BUDGET OBJECT CLASS, JOB CLASS, AND FUND SOURCE. IDENTIFY ONE-TIME COSTS.

	<u>Dept Req</u> <u>GR</u>	<u>Dept Req</u> <u>GR</u>	<u>Dept Req</u> <u>FED</u>	<u>Dept Req</u> <u>FED</u>	<u>Dept Req</u> <u>OTHER</u>	<u>Dept Req</u> <u>OTHER</u>	<u>Dept Req</u> <u>TOTAL</u>	<u>Dept Req</u> <u>TOTAL</u>	<u>Dept Req</u> <u>One-Time</u>	<u>Dept Req</u> <u>One-Time</u>
<u>Budget Object Class/Job Class</u>	<u>DOLLARS</u>	<u>FTE</u>	<u>DOLLARS</u>	<u>FTE</u>	<u>DOLLARS</u>	<u>FTE</u>	<u>DOLLARS</u>	<u>FTE</u>	<u>DOLLARS</u>	<u>DOLLARS</u>
							0			
							0	0.0		
Total PS	0	0.0	0	0.0	0	0.0	0	0.0	0	0
							0			
							0			
Total EE	0		0		0		0		0	
Program Distributions					0		0			
Total PSD	0		0		0		0		0	
Transfers					75,000,000		75,000,000			
Total TRF	0		0		75,000,000		75,000,000		0	
Grand Total	0	0.0	0	0.0	75,000,000	0.0	75,000,000	0.0	0	0

NEW DECISION ITEM
RANK: 5

Department Office of Administration	Budget Unit <u>32500</u>
Division Administrative Disbursements	
DI Name Cash Flow Loans Transfers DI# 1300004	HB Section <u>5.240</u>

Budget Object Class/Job Class	Gov Rec GR DOLLARS	Gov Rec GR FTE	Gov Rec FED DOLLARS	Gov Rec FED FTE	Gov Rec OTHER DOLLARS	Gov Rec OTHER FTE	Gov Rec TOTAL DOLLARS	Gov Rec TOTAL FTE	Gov Rec One-Time DOLLARS	E
							0			
							0	0.0		
Total PS	<u>0</u>	<u>0.0</u>	<u>0</u>	<u>0.0</u>	<u>0</u>	<u>0.0</u>	<u>0</u>	<u>0.0</u>	<u>0</u>	
							0			
							0			
Total EE	<u>0</u>		<u>0</u>		<u>0</u>		<u>0</u>		<u>0</u>	
Program Distributions							0			
Total PSD	<u>0</u>		<u>0</u>		<u>0</u>		<u>0</u>		<u>0</u>	
Transfers					75,000,000		75,000,000			
Total TRF	<u>0</u>		<u>0</u>		<u>75,000,000</u>		<u>75,000,000</u>		<u>0</u>	
Grand Total	<u>0</u>	<u>0.0</u>	<u>0</u>	<u>0.0</u>	<u>75,000,000</u>	<u>0.0</u>	<u>75,000,000</u>	<u>0.0</u>	<u>0</u>	

NEW DECISION ITEM
RANK: 5

Department Office of Administration	Budget Unit <u>32500</u>
Division Administrative Disbursements	
DI Name Cash Flow Loans Transfers DI# 1300004	HB Section <u>5.240</u>

6. PERFORMANCE MEASURES (If new decision item has an associated core, separately identify projected performance with & without additional funding.)

<p>6a. Provide an effectiveness measure.</p> <p>Prompt transfer of funds promotes sound financial management.</p>	<p>6b. Provide an efficiency measure.</p> <p>Transfer payments made within established timeframes.</p>
<p>6c. Provide the number of clients/individuals served, if applicable.</p> <p>Unknown number of clients/individuals served.</p>	<p>6d. Provide a customer satisfaction measure, if available.</p> <p>Zero complaints received.</p>

7. STRATEGIES TO ACHIEVE THE PERFORMANCE MEASUREMENT TARGETS:

Payment will be made on or before required due dates.

OA REPORT 10 FY 2019 GOVERNOR REC

DECISION ITEM DETAIL

Budget Unit	FY 2017	FY 2017	FY 2018	FY 2018	FY 2019	FY 2019	FY 2019	FY 2019
Decision Item	ACTUAL	ACTUAL	BUDGET	BUDGET	DEPT REQ	DEPT REQ	GOV REC	GOV REC
Budget Object Class	DOLLAR	FTE	DOLLAR	FTE	DOLLAR	FTE	DOLLAR	FTE
CASH FLOW LOANS								
Cash Flow Loans Transfers - 1300004								
TRANSFERS OUT	0	0.00	0	0.00	75,000,000	0.00	75,000,000	0.00
TOTAL - TRF	0	0.00	0	0.00	75,000,000	0.00	75,000,000	0.00
GRAND TOTAL	\$0	0.00	\$0	0.00	\$75,000,000	0.00	\$75,000,000	0.00
GENERAL REVENUE	\$0	0.00	\$0	0.00	\$0	0.00	\$0	0.00
FEDERAL FUNDS	\$0	0.00	\$0	0.00	\$0	0.00	\$0	0.00
OTHER FUNDS	\$0	0.00	\$0	0.00	\$75,000,000	0.00	\$75,000,000	0.00

OA REPORT 9 FY 2019 GOVERNOR REC

DECISION ITEM SUMMARY

Budget Unit								
Decision Item	FY 2017	FY 2017	FY 2018	FY 2018	FY 2019	FY 2019	FY 2019	FY 2019
Budget Object Summary	ACTUAL	ACTUAL	BUDGET	BUDGET	DEPT REQ	DEPT REQ	GOV REC	GOV REC
Fund	DOLLAR	FTE	DOLLAR	FTE	DOLLAR	FTE	DOLLAR	FTE
PAYBACK CASH FLOW LOANS								
CORE								
FUND TRANSFERS								
GENERAL REVENUE	500,000,000	0.00	500,000,000	0.00	500,000,000	0.00	500,000,000	0.00
MENTAL HLTH INTERGOVER TRANSFR	5,990,162	0.00	0	0.00	0	0.00	0	0.00
BLIND PENSION	13,287,129	0.00	75,000,000	0.00	75,000,000	0.00	75,000,000	0.00
TOTAL - TRF	519,277,291	0.00	575,000,000	0.00	575,000,000	0.00	575,000,000	0.00
TOTAL	519,277,291	0.00	575,000,000	0.00	575,000,000	0.00	575,000,000	0.00
Payback Cash Flow Loans - 1300005								
FUND TRANSFERS								
GENERAL REVENUE	0	0.00	0	0.00	50,000,000	0.00	50,000,000	0.00
BLIND PENSION	0	0.00	0	0.00	25,000,000	0.00	25,000,000	0.00
TOTAL - TRF	0	0.00	0	0.00	75,000,000	0.00	75,000,000	0.00
TOTAL	0	0.00	0	0.00	75,000,000	0.00	75,000,000	0.00
GRAND TOTAL	\$519,277,291	0.00	\$575,000,000	0.00	\$650,000,000	0.00	\$650,000,000	0.00

CORE DECISION ITEM

Department	Office of Administration	Budget Unit	32505
Division	Administrative Disbursements		
Core -	Payback Cash Flow Loans	HB Section	5.245

1. CORE FINANCIAL SUMMARY

	FY 2019 Budget Request						FY 2019 Governor's Recommendation				
	GR	Federal	Other	Total	E		GR	Federal	Other	Total	E
PS	0	0	0	0	0	PS	0	0	0	0	
EE	0	0	0	0	0	EE	0	0	0	0	
PSD	0	0	0	0	0	PSD	0	0	0	0	
TRF	500,000,000	0	75,000,000	575,000,000		TRF	500,000,000	0	75,000,000	575,000,000	
Total	500,000,000	0	75,000,000	575,000,000		Total	500,000,000	0	75,000,000	575,000,000	
FTE	0.00	0.00	0.00	0.00		FTE	0.00	0.00	0.00	0.00	

Est. Fringe	0	0	0	0
--------------------	---	---	---	---

Note: Fringes budgeted in House Bill 5 except for certain fringes budgeted directly to MoDOT, Highway Patrol, and Conservation.

Est. Fringe	0	0	0	0
--------------------	---	---	---	---

Note: Fringes budgeted in House Bill 5 except for certain fringes budgeted directly to MoDOT, Highway Patrol, and Conservation.

Other Funds: Various

Other Funds: Various

2. CORE DESCRIPTION

This request provides the mechanism to transfer funds from general revenue and other funds into the Budget Reserve Fund pursuant to Section 27(a), Article IV, Constitution of Missouri, to pay back cash operating transfers made from the Budget Reserve Fund. This appropriation also allows for transfers from general revenue or any other state funds to various other funds to pay back cash operating transfers made from other state funds.

Transfers from the Budget Reserve Fund are deemed "cash operating transfers." An amount equal to the cash operating transfer received by such fund, together with the interest that would have been earned on such amount, must be transferred back to the Budget Reserve Fund or other fund prior to May sixteenth of the fiscal year in which the transfer was made. No cash operating transfers out of the Budget Reserve Fund may be made after May 15 of any fiscal year.

Transfers from other state funds into general revenue or other state fund shall only be transferred from May 15 to June 30 in any fiscal year, and an amount equal to the cash operating transfer received by such fund, together with the interest that would have been earned on such amount, must be transferred back to the other fund prior to June 30 of the fiscal year in which the transfer was made.

3. PROGRAM LISTING (list programs included in this core funding)

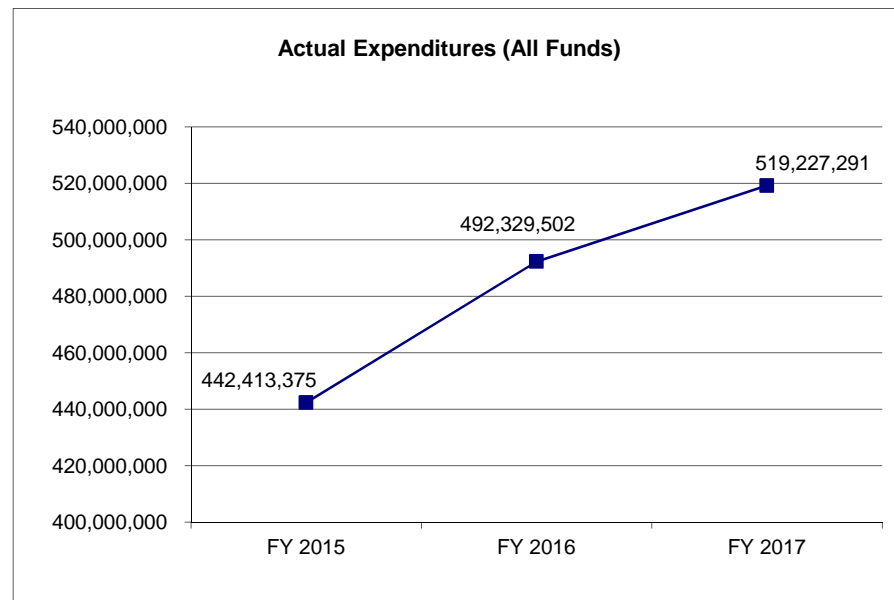
N/A

CORE DECISION ITEM

Department	Office of Administration	Budget Unit	32505
Division	Administrative Disbursements		
Core -	Payback Cash Flow Loans	HB Section	5.245

4. FINANCIAL HISTORY

	<u>FY 2015 Actual</u>	<u>FY 2016 Actual</u>	<u>FY 2017 Actual</u>	<u>FY 2018 Current Yr.</u>
Appropriation (All Funds)	575,000,000	575,000,000	575,000,000	575,000,000
Less Reverted (All Funds)	0	0	0	N/A
Less Restricted (All Funds)*	0	0	0	N/A
Budget Authority (All Funds)	575,000,000	575,000,000	575,000,000	N/A
Actual Expenditures (All Funds)	442,413,375	492,329,502	519,227,291	N/A
Unexpended (All Funds)	132,586,625	82,670,498	55,772,709	N/A
Unexpended, by Fund:				
General Revenue	100,000,000	25,000,000	0	N/A
Federal	0	0	0	N/A
Other	32,586,625	57,670,498	55,772,709	N/A



Reverted includes the statutory three-percent reserve amount (when applicable).

Restricted includes any Governor's Expenditure Restrictions which remained at the end of the fiscal year (when applicable).

NOTES:

CORE RECONCILIATION DETAIL

**STATE
PAYBACK CASH FLOW LOANS**

5. CORE RECONCILIATION DETAIL

	Budget Class	FTE	GR	Federal	Other	Total	Explanation
TAFP AFTER VETOES							
	TRF	0.00	500,000,000	0	75,000,000	575,000,000	
	Total	0.00	500,000,000	0	75,000,000	575,000,000	
DEPARTMENT CORE REQUEST							
	TRF	0.00	500,000,000	0	75,000,000	575,000,000	
	Total	0.00	500,000,000	0	75,000,000	575,000,000	
GOVERNOR'S RECOMMENDED CORE							
	TRF	0.00	500,000,000	0	75,000,000	575,000,000	
	Total	0.00	500,000,000	0	75,000,000	575,000,000	

OA REPORT 10 FY 2019 GOVERNOR REC

DECISION ITEM DETAIL

Budget Unit	FY 2017	FY 2017	FY 2018	FY 2018	FY 2019	FY 2019	FY 2019	FY 2019
Decision Item	ACTUAL	ACTUAL	BUDGET	BUDGET	DEPT REQ	DEPT REQ	GOV REC	GOV REC
Budget Object Class	DOLLAR	FTE	DOLLAR	FTE	DOLLAR	FTE	DOLLAR	FTE
PAYBACK CASH FLOW LOANS								
CORE								
TRANSFERS OUT	519,277,291	0.00	575,000,000	0.00	575,000,000	0.00	575,000,000	0.00
TOTAL - TRF	519,277,291	0.00	575,000,000	0.00	575,000,000	0.00	575,000,000	0.00
GRAND TOTAL	\$519,277,291	0.00	\$575,000,000	0.00	\$575,000,000	0.00	\$575,000,000	0.00
GENERAL REVENUE	\$500,000,000	0.00	\$500,000,000	0.00	\$500,000,000	0.00	\$500,000,000	0.00
FEDERAL FUNDS	\$0	0.00	\$0	0.00	\$0	0.00	\$0	0.00
OTHER FUNDS	\$19,277,291	0.00	\$75,000,000	0.00	\$75,000,000	0.00	\$75,000,000	0.00

NEW DECISION ITEM
RANK: 5

Department Office of Administration	Budget Unit 32505
Division Administrative Disbursements	
DI Name Payback Cash Flow Loans DI# 1300005	HB Section 5.245

1. AMOUNT OF REQUEST

	FY 2019 Budget Request				E		FY 2019 Governor's Recommendation				E
	GR	Federal	Other	Total			GR	Federal	Other	Total	
PS	0	0	0	0		PS	0	0	0	0	
EE	0	0	0	0		EE	0	0	0	0	
PSD	0	0	0	0		PSD	0	0	0	0	
TRF	50,000,000	0	25,000,000	75,000,000		TRF	50,000,000	0	25,000,000	75,000,000	
Total	50,000,000	0	25,000,000	75,000,000		Total	50,000,000	0	25,000,000	75,000,000	
FTE	0.00	0.00	0.00	0.00		FTE	0.00	0.00	0.00	0.00	

Est. Fringe	0	0	0	0
--------------------	---	---	---	---

Note: Fringes budgeted in House Bill 5 except for certain fringes budgeted directly to MoDOT, Highway Patrol, and Conservation.

Other Funds: Various

Est. Fringe	0	0	0	0
--------------------	---	---	---	---

Note: Fringes budgeted in House Bill 5 except for certain fringes budgeted directly to MoDOT, Highway Patrol, and Conservation.

Other Funds:

2. THIS REQUEST CAN BE CATEGORIZED AS:

<input type="checkbox"/> New Legislation	<input type="checkbox"/> New Program	<input type="checkbox"/> Fund Switch
<input type="checkbox"/> Federal Mandate	<input type="checkbox"/> Program Expansion	<input checked="" type="checkbox"/> Cost to Continue
<input type="checkbox"/> GR Pick-Up	<input type="checkbox"/> Space Request	<input type="checkbox"/> Equipment Replacement
<input type="checkbox"/> Pay Plan	<input type="checkbox"/> Other: _____	

3. WHY IS THIS FUNDING NEEDED? PROVIDE AN EXPLANATION FOR ITEMS CHECKED IN #2. INCLUDE THE FEDERAL OR STATE STATUTORY OR CONSTITUTIONAL AUTHORIZATION FOR THIS PROGRAM.

This request provides the mechanism to transfer funds from general revenue and other funds into the Budget Reserve Fund pursuant to Section 27(a), Article IV, Constitution of Missouri, to pay back cash operating transfers made from the Budget Reserve Fund. This appropriation also allows for transfers from general revenue or any other state funds to various other funds to pay back cash operating transfers made from other state funds. This decision item of \$75,000,000 represents the increase needed to continue to make the transfer payments.

NEW DECISION ITEM
RANK: 5

Department	Office of Administration	Budget Unit	32505
Division	Administrative Disbursements		
DI Name	Payback Cash Flow Loans	DI#	1300005
		HB Section	5.245

4. DESCRIBE THE DETAILED ASSUMPTIONS USED TO DERIVE THE SPECIFIC REQUESTED AMOUNT. (How did you determine that the requested number of FTE were appropriate? From what source or standard did you derive the requested levels of funding? Were alternatives such as outsourcing or automation considered? If based on new legislation, does request tie to TAFP fiscal note? If not, explain why. Detail which portions of the request are one-times and how those amounts were calculated.)

Transfers from various funds into the general fund or any other state fund for short-term loans vary from year to year. The amount required for FY 19 is greater than the FY 18 core as follows:

	Fund	FY 18 Core	FY 19 Request	Difference
Budget Request	0101	\$500,000,000	\$550,000,000	\$50,000,000 ⁽¹⁾
	Other	\$75,000,000	\$100,000,000	\$25,000,000
				\$75,000,000

⁽¹⁾ Net required increases.

5. BREAK DOWN THE REQUEST BY BUDGET OBJECT CLASS, JOB CLASS, AND FUND SOURCE. IDENTIFY ONE-TIME COSTS.

Budget Object Class/Job Class	Dept Req	Dept Req	Dept Req	Dept Req	Dept Req	Dept Req	Dept Req	Dept Req	Dept Req	Dept Req
	GR	GR	FED	FED	OTHER	OTHER	TOTAL	TOTAL	One-Time	E
	DOLLARS	FTE	DOLLARS	FTE	DOLLARS	FTE	DOLLARS	FTE	DOLLARS	
							0			
							0	0.0		
Total PS	0	0.0	0	0.0	0	0.0	0	0.0	0	
							0			
Total EE	0		0		0		0		0	
Program Distributions					0		0			
Total PSD	0		0		0		0		0	
Transfers	50,000,000				25,000,000		75,000,000			
Total TRF	50,000,000		0		25,000,000		75,000,000		0	
Grand Total	50,000,000	0.0	0	0.0	25,000,000	0.0	75,000,000	0.0	0	

NEW DECISION ITEM
RANK: 5

Department Office of Administration		Budget Unit 32505								
Division Administrative Disbursements										
DI Name Payback Cash Flow Loans		DI# 1300005								
		HB Section 5.245								
Budget Object Class/Job Class	Gov Rec GR DOLLARS	Gov Rec GR FTE	Gov Rec FED DOLLARS	Gov Rec FED FTE	Gov Rec OTHER DOLLARS	Gov Rec OTHER FTE	Gov Rec TOTAL DOLLARS	Gov Rec TOTAL FTE	Gov Rec One-Time DOLLARS	E
							0			
							0	0.0		
Total PS	0	0.0	0	0.0	0	0.0	0	0.0	0	
							0			
							0			
							0			
Total EE	0		0		0		0		0	
Program Distributions							0			
Total PSD	0		0		0		0		0	
Transfers	50,000,000				25,000,000		75,000,000			
Total TRF	50,000,000		0		25,000,000		75,000,000		0	
Grand Total	50,000,000	0.0	0	0.0	25,000,000	0.0	75,000,000	0.0	0	

NEW DECISION ITEM
RANK: 5

Department Office of Administration	Budget Unit <u>32505</u>
Division Administrative Disbursements	
DI Name Payback Cash Flow Loans DI# <u>1300005</u>	HB Section <u>5.245</u>

6. PERFORMANCE MEASURES (If new decision item has an associated core, separately identify projected performance with & without additional funding.)

6a. Provide an effectiveness measure.

Prompt transfer of funds promotes sound financial management.

6b. Provide an efficiency measure.

Transfer payments made within established timeframes.

6c. Provide the number of clients/individuals served, if applicable.

Three agencies paid back loans during FY17

6d. Provide a customer satisfaction measure, if available.

Zero complaints received.

7. STRATEGIES TO ACHIEVE THE PERFORMANCE MEASUREMENT TARGETS:

Payment will be made on or before required due dates.

OA REPORT 10 FY 2019 GOVERNOR REC

DECISION ITEM DETAIL

Budget Unit	FY 2017	FY 2017	FY 2018	FY 2018	FY 2019	FY 2019	FY 2019	FY 2019
Decision Item	ACTUAL	ACTUAL	BUDGET	BUDGET	DEPT REQ	DEPT REQ	GOV REC	GOV REC
Budget Object Class	DOLLAR	FTE	DOLLAR	FTE	DOLLAR	FTE	DOLLAR	FTE
PAYBACK CASH FLOW LOANS								
Payback Cash Flow Loans - 1300005								
TRANSFERS OUT	0	0.00	0	0.00	75,000,000	0.00	75,000,000	0.00
TOTAL - TRF	0	0.00	0	0.00	75,000,000	0.00	75,000,000	0.00
GRAND TOTAL	\$0	0.00	\$0	0.00	\$75,000,000	0.00	\$75,000,000	0.00
GENERAL REVENUE	\$0	0.00	\$0	0.00	\$50,000,000	0.00	\$50,000,000	0.00
FEDERAL FUNDS	\$0	0.00	\$0	0.00	\$0	0.00	\$0	0.00
OTHER FUNDS	\$0	0.00	\$0	0.00	\$25,000,000	0.00	\$25,000,000	0.00

OA REPORT 9 FY 2019 GOVERNOR REC

DECISION ITEM SUMMARY

Budget Unit								
Decision Item	FY 2017	FY 2017	FY 2018	FY 2018	FY 2019	FY 2019	FY 2019	FY 2019
Budget Object Summary	ACTUAL	ACTUAL	BUDGET	BUDGET	DEPT REQ	DEPT REQ	GOV REC	GOV REC
Fund	DOLLAR	FTE	DOLLAR	FTE	DOLLAR	FTE	DOLLAR	FTE
CASH FLOW LOAN INTEREST PYMT								
CORE								
FUND TRANSFERS								
GENERAL REVENUE	2,265,945	0.00	3,000,000	0.00	3,000,000	0.00	3,000,000	0.00
MENTAL HLTH INTERGOVER TRANSFR	238	0.00	0	0.00	0	0.00	0	0.00
BLIND PENSION	28,716	0.00	500,000	0.00	500,000	0.00	500,000	0.00
TOTAL - TRF	2,294,899	0.00	3,500,000	0.00	3,500,000	0.00	3,500,000	0.00
TOTAL	2,294,899	0.00	3,500,000	0.00	3,500,000	0.00	3,500,000	0.00
CF Loan Interest Payment - 1300006								
FUND TRANSFERS								
GENERAL REVENUE	0	0.00	0	0.00	500,000	0.00	500,000	0.00
TOTAL - TRF	0	0.00	0	0.00	500,000	0.00	500,000	0.00
TOTAL	0	0.00	0	0.00	500,000	0.00	500,000	0.00
GRAND TOTAL	\$2,294,899	0.00	\$3,500,000	0.00	\$4,000,000	0.00	\$4,000,000	0.00

CORE DECISION ITEM

Department	Office of Administration	Budget Unit	32507
Division	Administrative Disbursements		
Core -	Cash Flow Loan Interest Payment	HB Section	5.250

1. CORE FINANCIAL SUMMARY

	FY 2019 Budget Request						FY 2019 Governor's Recommendation				
	GR	Federal	Other	Total	E		GR	Federal	Other	Total	E
PS	0	0	0	0	0	PS	0	0	0	0	
EE	0	0	0	0	0	EE	0	0	0	0	
PSD	0	0	0	0	0	PSD	0	0	0	0	
TRF	3,000,000	0	500,000	3,500,000		TRF	3,000,000	0	500,000	3,500,000	
Total	3,000,000	0	500,000	3,500,000		Total	3,000,000	0	500,000	3,500,000	
FTE	0.00	0.00	0.00	0.00		FTE	0.00	0.00	0.00	0.00	

Est. Fringe	0	0	0	0
--------------------	---	---	---	---

Note: Fringes budgeted in House Bill 5 except for certain fringes budgeted directly to MoDOT, Highway Patrol, and Conservation.

Est. Fringe	0	0	0	0
--------------------	---	---	---	---

Note: Fringes budgeted in House Bill 5 except for certain fringes budgeted directly to MoDOT, Highway Patrol, and Conservation.

Other Funds: Various other funds.

Other Funds: Various other funds.

2. CORE DESCRIPTION

This request provides the mechanism to transfer funds from general revenue and other funds into the Budget Reserve Fund pursuant to Section 27(a), Article IV, Constitution of Missouri, to pay back any interest on cash operating transfers made from the Budget Reserve Fund. This appropriation also allows for transfers from general revenue or any other state funds to various other funds to pay back any interest on cash operating transfers made from other state funds.

Transfers from the Budget Reserve Fund are deemed "cash operating transfers." An amount equal to the cash operating transfer received by such fund, together with the interest that would have been earned on such amount, must be transferred back to the Budget Reserve Fund or other fund prior to May sixteenth of the fiscal year in which the transfer was made. No cash operating transfers out of the Budget Reserve Fund may be made after May 15 of any fiscal year.

Transfers from other state funds into general revenue or other state fund shall only be transferred from May 15 to June 30 in any fiscal year, and an amount equal to the cash operating transfer received by such fund, together with the interest that would have been earned on such amount, must be transferred back to the other fund prior to June 30 of the fiscal year in which the transfer was made.

3. PROGRAM LISTING (list programs included in this core funding)

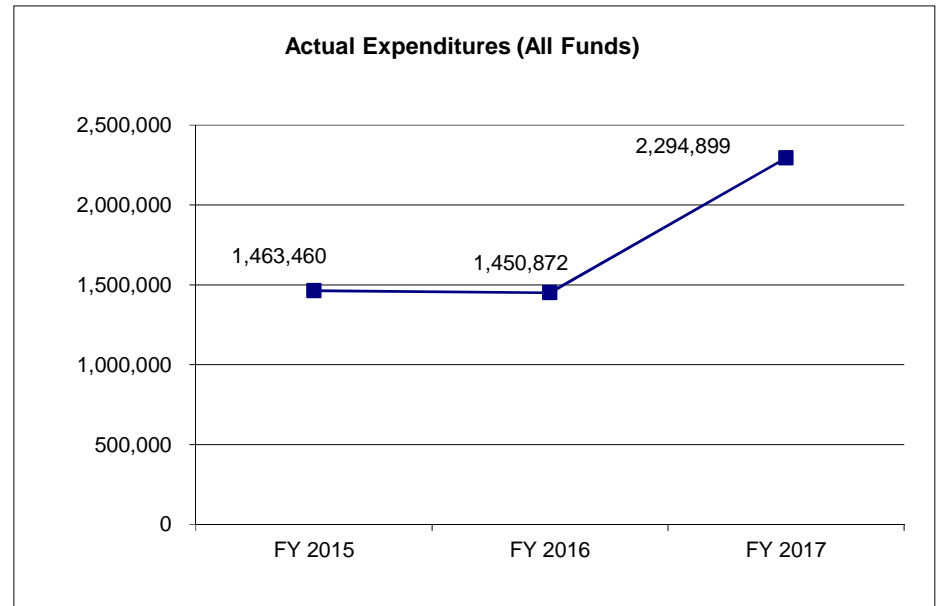
N/A

CORE DECISION ITEM

Department	Office of Administration	Budget Unit	32507
Division	Administrative Disbursements		
Core -	Cash Flow Loan Interest Payment	HB Section	5.250

4. FINANCIAL HISTORY

	FY 2015 Actual	FY 2016 Actual	FY 2017 Actual	FY 2018 Current Yr.
Appropriation (All Funds)	3,500,000	3,500,000	3,500,000	3,500,000
Less Reverted (All Funds)	0	0	0	N/A
Less Restricted (All Funds)*	0	0	0	N/A
Budget Authority (All Funds)	3,500,000	3,500,000	3,500,000	3,500,000
Actual Expenditures (All Funds)	1,463,460	1,450,872	2,294,899	N/A
Unexpended (All Funds)	2,036,540	2,049,128	1,205,101	N/A
Unexpended, by Fund:				
General Revenue	1,587,945	1,586,603	734,055	N/A
Federal	0	0	0	N/A
Other	448,595	462,525	471,046	N/A



Reverted includes the statutory three-percent reserve amount (when applicable).

Restricted includes any Governor's Expenditure Restrictions which remained at the end of the fiscal year (when applicable).

NOTES:

CORE RECONCILIATION DETAIL

STATE
CASH FLOW LOAN INTEREST PYMT

5. CORE RECONCILIATION DETAIL

	Budget Class	FTE	GR	Federal	Other	Total	Explanation
TAFP AFTER VETOES							
	TRF	0.00	3,000,000	0	500,000	3,500,000	
	Total	0.00	3,000,000	0	500,000	3,500,000	
DEPARTMENT CORE REQUEST							
	TRF	0.00	3,000,000	0	500,000	3,500,000	
	Total	0.00	3,000,000	0	500,000	3,500,000	
GOVERNOR'S RECOMMENDED CORE							
	TRF	0.00	3,000,000	0	500,000	3,500,000	
	Total	0.00	3,000,000	0	500,000	3,500,000	

OA REPORT 10 FY 2019 GOVERNOR REC

DECISION ITEM DETAIL

Budget Unit	FY 2017	FY 2017	FY 2018	FY 2018	FY 2019	FY 2019	FY 2019	FY 2019
Decision Item	ACTUAL	ACTUAL	BUDGET	BUDGET	DEPT REQ	DEPT REQ	GOV REC	GOV REC
Budget Object Class	DOLLAR	FTE	DOLLAR	FTE	DOLLAR	FTE	DOLLAR	FTE
CASH FLOW LOAN INTEREST PYMT								
CORE								
TRANSFERS OUT	2,294,899	0.00	3,500,000	0.00	3,500,000	0.00	3,500,000	0.00
TOTAL - TRF	2,294,899	0.00	3,500,000	0.00	3,500,000	0.00	3,500,000	0.00
GRAND TOTAL	\$2,294,899	0.00	\$3,500,000	0.00	\$3,500,000	0.00	\$3,500,000	0.00
GENERAL REVENUE	\$2,265,945	0.00	\$3,000,000	0.00	\$3,000,000	0.00	\$3,000,000	0.00
FEDERAL FUNDS	\$0	0.00	\$0	0.00	\$0	0.00	\$0	0.00
OTHER FUNDS	\$28,954	0.00	\$500,000	0.00	\$500,000	0.00	\$500,000	0.00

NEW DECISION ITEM
RANK: 5

Department Office of Administration	Budget Unit 32507
Division Administrative Disbursements	
DI Name Cash Flow Loan Interest Payment DI# 1300006	HB Section 5.250

1. AMOUNT OF REQUEST

	FY 2019 Budget Request				E		FY 2019 Governor's Recommendation				E
	GR	Federal	Other	Total			GR	Federal	Other	Total	
PS	0	0	0	0	0	PS	0	0	0	0	0
EE	0	0	0	0	0	EE	0	0	0	0	0
PSD	0	0	0	0	0	PSD	0	0	0	0	0
TRF	500,000	0	0	500,000		TRF	500,000	0	0	500,000	
Total	500,000	0	0	500,000		Total	500,000	0	0	500,000	
FTE	0.00	0.00	0.00	0.00		FTE	0.00	0.00	0.00	0.00	

Est. Fringe	0	0	0	0
--------------------	---	---	---	---

Note: Fringes budgeted in House Bill 5 except for certain fringes budgeted directly to MoDOT, Highway Patrol, and Conservation.

Est. Fringe	0	0	0	0
--------------------	---	---	---	---

Note: Fringes budgeted in House Bill 5 except for certain fringes budgeted directly to MoDOT, Highway Patrol, and Conservation.

Other Funds: Various other funds.

Other Funds: Various other funds.

2. THIS REQUEST CAN BE CATEGORIZED AS:

<input type="checkbox"/> New Legislation	<input type="checkbox"/> New Program	<input type="checkbox"/> Fund Switch
<input type="checkbox"/> Federal Mandate	<input type="checkbox"/> Program Expansion	<input checked="" type="checkbox"/> Cost to Continue
<input type="checkbox"/> GR Pick-Up	<input type="checkbox"/> Space Request	<input type="checkbox"/> Equipment Replacement
<input type="checkbox"/> Pay Plan	<input type="checkbox"/> Other: _____	

3. WHY IS THIS FUNDING NEEDED? PROVIDE AN EXPLANATION FOR ITEMS CHECKED IN #2. INCLUDE THE FEDERAL OR STATE STATUTORY OR CONSTITUTIONAL AUTHORIZATION FOR THIS PROGRAM.

This request provides the mechanism to transfer funds from the general revenue and other funds into the Budget Reserve Fund pursuant to Section 27(a), Article IV, Constitution of Missouri, to pay back any interest on cash operating transfers made from the Budget Reserve Fund. This appropriation also allows for transfers from general revenue or any other state funds to various other funds to pay back interest on cash operating transfers made from other state funds. This decision item of \$500,000 represents the increase needed to make the transfer payments.

NEW DECISION ITEM
RANK: 5

Department	Office of Administration	Budget Unit	32507
Division	Administrative Disbursements		
DI Name	Cash Flow Loan Interest Payment	DI#	1300006
		HB Section	5.250

4. DESCRIBE THE DETAILED ASSUMPTIONS USED TO DERIVE THE SPECIFIC REQUESTED AMOUNT. (How did you determine that the requested number of FTE were appropriate? From what source or standard did you derive the requested levels of funding? Were alternatives such as outsourcing or automation considered? If based on new legislation, does request tie to TAFP fiscal note? If not, explain why. Detail which portions of the request are one-times and how those amounts were calculated.)

Transfers from various funds into the general fund or any other state fund for short-term loans vary from year to year. The amount required for FY 19 is greater than the FY 18 core as follows:

	<u>Fund</u>	<u>FY 18 Core</u>	<u>FY 19 Request</u>	<u>Difference</u>
Budget Request	0101	\$3,000,000	\$3,500,000	\$500,000 ⁽¹⁾
	Other	\$500,000	\$500,000	\$0
		<u>\$3,500,000</u>	<u>\$4,000,000</u>	<u>\$500,000</u>

⁽¹⁾ Net required increases.

5. BREAK DOWN THE REQUEST BY BUDGET OBJECT CLASS, JOB CLASS, AND FUND SOURCE. IDENTIFY ONE-TIME COSTS.

Budget Object Class/Job Class	Dept Req		Dept Req		Dept Req		Dept Req		Dept Req		Dept Req	
	GR	Dept Req	FED	FED	OTHER	OTHER	TOTAL	TOTAL	TOTAL	TOTAL	One-Time	E
	DOLLARS	GR	FTE	DOLLARS	FTE	DOLLARS	FTE	DOLLARS	FTE	DOLLARS	FTE	DOLLARS
Total PS	0		0.0	0	0.0	0	0.0	0	0.0	0	0.0	0
Total EE	0			0		0		0				0
Program Distributions						0		0				0
Total PSD	0			0		0		0				0
Transfers	500,000					0		500,000				0
Total TRF	500,000			0		0		500,000				0
Grand Total	500,000		0.0	0	0.0	0	0.0	500,000		0.0		0

NEW DECISION ITEM
RANK: 5

Department Office of Administration		Budget Unit 32507								
Division Administrative Disbursements										
DI Name Cash Flow Loan Interest Payment	DI# 1300006	HB Section 5.250								
Budget Object Class/Job Class	Gov Rec GR DOLLARS	Gov Rec GR FTE	Gov Rec FED DOLLARS	Gov Rec FED FTE	Gov Rec OTHER DOLLARS	Gov Rec OTHER FTE	Gov Rec TOTAL DOLLARS	Gov Rec TOTAL FTE	Gov Rec One-Time DOLLARS	E
							0			
							0	0.0		
Total PS	0	0.0	0	0.0	0	0.0	0	0.0	0	
							0			
							0			
							0			
Total EE	0		0		0		0		0	
Program Distributions							0			
Total PSD	0		0		0		0		0	
Transfers	500,000						500,000			
Total TRF	500,000		0		0		500,000		0	
Grand Total	500,000	0.0	0	0.0	0	0.0	500,000	0.0	0	

NEW DECISION ITEM
RANK: 5

Department	Office of Administration	Budget Unit	<u>32507</u>
Division	Administrative Disbursements		
DI Name	Cash Flow Loan Interest Payment	DI#	<u>1300006</u>
		HB Section	<u>5.250</u>

6. PERFORMANCE MEASURES (If new decision item has an associated core, separately identify projected performance with & without additional funding.)

<p>6a. Provide an effectiveness measure. Prompt transfer of funds promotes sound financial management.</p>	<p>6b. Provide an efficiency measure. Transfer payments made within established timeframes.</p>
<p>6c. Provide the number of clients/individuals served, if applicable. Three agencies paid interest on loans during FY17</p>	<p>6d. Provide a customer satisfaction measure, if available. Zero complaints received.</p>

7. STRATEGIES TO ACHIEVE THE PERFORMANCE MEASUREMENT TARGETS:

Payment will be made on or before required due dates.

OA REPORT 10 FY 2019 GOVERNOR REC

DECISION ITEM DETAIL

Budget Unit	FY 2017	FY 2017	FY 2018	FY 2018	FY 2019	FY 2019	FY 2019	FY 2019
Decision Item	ACTUAL	ACTUAL	BUDGET	BUDGET	DEPT REQ	DEPT REQ	GOV REC	GOV REC
Budget Object Class	DOLLAR	FTE	DOLLAR	FTE	DOLLAR	FTE	DOLLAR	FTE
CASH FLOW LOAN INTEREST PYMT								
CF Loan Interest Payment - 1300006								
TRANSFERS OUT	0	0.00	0	0.00	500,000	0.00	500,000	0.00
TOTAL - TRF	0	0.00	0	0.00	500,000	0.00	500,000	0.00
GRAND TOTAL	\$0	0.00	\$0	0.00	\$500,000	0.00	\$500,000	0.00
GENERAL REVENUE	\$0	0.00	\$0	0.00	\$500,000	0.00	\$500,000	0.00
FEDERAL FUNDS	\$0	0.00	\$0	0.00	\$0	0.00	\$0	0.00
OTHER FUNDS	\$0	0.00	\$0	0.00	\$0	0.00	\$0	0.00

OA REPORT 9 FY 2019 GOVERNOR REC

DECISION ITEM SUMMARY

Budget Unit								
Decision Item	FY 2017	FY 2017	FY 2018	FY 2018	FY 2019	FY 2019	FY 2019	FY 2019
Budget Object Summary	ACTUAL	ACTUAL	BUDGET	BUDGET	DEPT REQ	DEPT REQ	GOV REC	GOV REC
Fund	DOLLAR	FTE	DOLLAR	FTE	DOLLAR	FTE	DOLLAR	FTE
BDGT RESERVE REQUIRED TRANSFER								
CORE								
FUND TRANSFERS								
GENERAL REVENUE	1,556,828	0.00	26,000,000	0.00	1	0.00	7,500,000	0.00
BUDGET RESERVE	0	0.00	1	0.00	1	0.00	1	0.00
TOTAL - TRF	1,556,828	0.00	26,000,001	0.00	2	0.00	7,500,001	0.00
TOTAL	1,556,828	0.00	26,000,001	0.00	2	0.00	7,500,001	0.00
GRAND TOTAL	\$1,556,828	0.00	\$26,000,001	0.00	\$2	0.00	\$7,500,001	0.00

CORE DECISION ITEM

Department	Office of Administration	Budget Unit	32550
Division	Administrative Disbursements		
Core -	Budget Reserve Required Transfer	HB Section	5.255

1. CORE FINANCIAL SUMMARY

	FY 2019 Budget Request						FY 2019 Governor's Recommendation				
	GR	Federal	Other	Total	E		GR	Federal	Other	Total	E
PS	0	0	0	0		PS	0	0	0	0	
EE	0	0	0	0		EE	0	0	0	0	
PSD	0	0	0	0		PSD	0	0	0	0	
TRF	1	0	1	2	E	TRF	7,500,000	0	1	7,500,001 E	
Total	1	0	1	2	E	Total	7,500,000	0	1	7,500,001 E	
FTE	0.00	0.00	0.00	0.00		FTE	0.00	0.00	0.00	0.00	

Est. Fringe	0	0	0	0
--------------------	---	---	---	---

Note: Fringes budgeted in House Bill 5 except for certain fringes budgeted directly to MoDOT, Highway Patrol, and Conservation.

Est. Fringe	0	0	0	0
--------------------	---	---	---	---

Note: Fringes budgeted in House Bill 5 except for certain fringes budgeted directly to MoDOT, Highway Patrol, and Conservation.

Other Funds: Budget Reserve Fund (0100)
 Notes: An "E" is requested for GR and Other funds.

Other Funds: Budget Reserve Fund (0100)
 Notes: An "E" is requested for GR and Other funds.

2. CORE DESCRIPTION

Transfer authority is required to transfer monies from general revenue or the Budget Reserve Fund to meet the provisions of Article IV, Section 27(a), Constitution of Missouri.

If the sum of the ending balance of the budget reserve fund in any fiscal year, and any amounts owed to the fund, is less than seven and one-half percent of the net general revenue collections for the same year, the difference shall stand appropriated and shall be transferred from the general revenue fund to the budget reserve fund by the fifteenth day of the succeeding fiscal year. Likewise, if the balance in the budget reserve fund at the close of any fiscal year exceeds seven and one-half percent of the net general revenue collections for the previous fiscal year, that excess amount shall be transferred to the general revenue fund unless such excess balance is as a result of direct appropriations made by the general assembly for the purpose of increasing the balance of the fund; provided, however, that if the balance in the fund at the close of any fiscal year exceeds ten percent of the net general revenue collections for the previous fiscal year, the commissioner of administration shall transfer the excess amount to the general revenue fund notwithstanding any specific appropriations made to the fund.

3. PROGRAM LISTING (list programs included in this core funding)

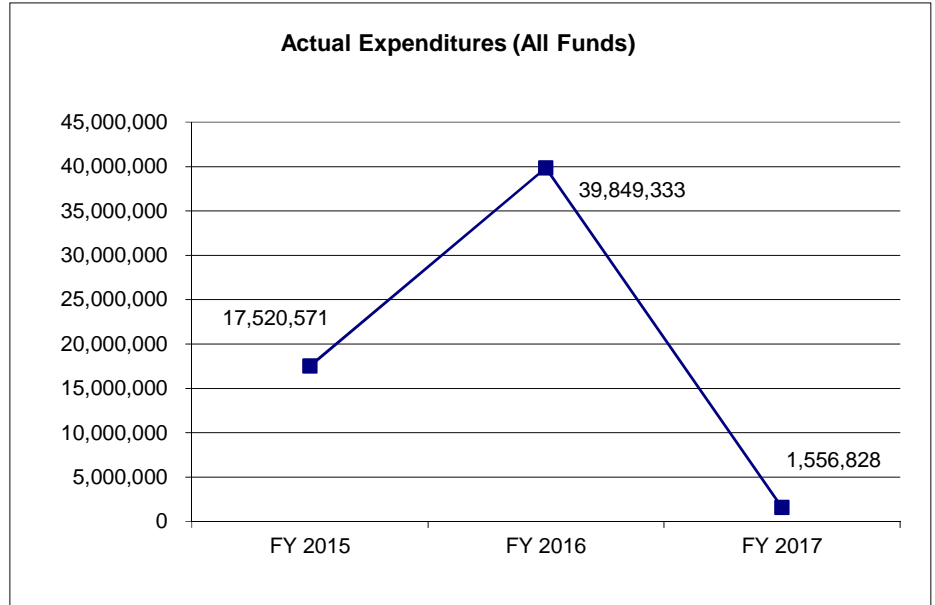
N/A

CORE DECISION ITEM

Department	Office of Administration	Budget Unit	32550
Division	Administrative Disbursements		
Core -	Budget Reserve Required Transfer	HB Section	5.255

4. FINANCIAL HISTORY

	FY 2015 Actual	FY 2016 Actual	FY 2017 Actual	FY 2018 Current Yr.
Appropriation (All Funds)	17,520,572	39,849,334	1,556,829	26,000,001
Less Reverted (All Funds)	0	0	0	N/A
Less Restricted (All Funds)*	0	0	0	N/A
Budget Authority (All Funds)	17,520,572	39,849,334	1,556,829	N/A
Actual Expenditures (All Funds)	17,520,571	39,849,333	1,556,828	N/A
Unexpended (All Funds)	1	1	1	N/A
Unexpended, by Fund:				
General Revenue	1	0	0	N/A
Federal	0	0	0	N/A
Other	0	1	1	N/A
	(1)	(2)		



Reverted includes the statutory three-percent reserve amount (when applicable).

Restricted includes any Governor's Expenditure Restrictions which remained at the end of the fiscal year (when applicable).

NOTES:

- (1) Budget Reserve Fund appropriation increased \$17,520,570.
- (2) General Revenue Fund appropriation increased \$39,849,332.

CORE RECONCILIATION DETAIL

**STATE
BDGT RESERVE REQUIRED TRANSFER**

5. CORE RECONCILIATION DETAIL

	Budget Class	FTE	GR	Federal	Other	Total	Explanation
TAFP AFTER VETOES							
	TRF	0.00	26,000,000	0	1	26,000,001	
	Total	0.00	26,000,000	0	1	26,000,001	
DEPARTMENT CORE ADJUSTMENTS							
Core Reduction	911 T571 TRF	0.00	(25,999,999)	0	0	(25,999,999)	Requesting the "E" for GR and Other funds.
	NET DEPARTMENT CHANGES	0.00	(25,999,999)	0	0	(25,999,999)	
DEPARTMENT CORE REQUEST							
	TRF	0.00	1	0	1	2	
	Total	0.00	1	0	1	2	
GOVERNOR'S ADDITIONAL CORE ADJUSTMENTS							
Core Reduction	911 T571 TRF	0.00	7,499,999	0	0	7,499,999	Requesting the "E" for GR and Other funds.
	NET GOVERNOR CHANGES	0.00	7,499,999	0	0	7,499,999	
GOVERNOR'S RECOMMENDED CORE							
	TRF	0.00	7,500,000	0	1	7,500,001	
	Total	0.00	7,500,000	0	1	7,500,001	

OA REPORT 10 FY 2019 GOVERNOR REC

DECISION ITEM DETAIL

Budget Unit	FY 2017	FY 2017	FY 2018	FY 2018	FY 2019	FY 2019	FY 2019	FY 2019
Decision Item	ACTUAL	ACTUAL	BUDGET	BUDGET	DEPT REQ	DEPT REQ	GOV REC	GOV REC
Budget Object Class	DOLLAR	FTE	DOLLAR	FTE	DOLLAR	FTE	DOLLAR	FTE
BDGT RESERVE REQUIRED TRANSFER								
CORE								
TRANSFERS OUT	1,556,828	0.00	26,000,001	0.00	2	0.00	7,500,001	0.00
TOTAL - TRF	1,556,828	0.00	26,000,001	0.00	2	0.00	7,500,001	0.00
GRAND TOTAL	\$1,556,828	0.00	\$26,000,001	0.00	\$2	0.00	\$7,500,001	0.00
GENERAL REVENUE	\$1,556,828	0.00	\$26,000,000	0.00	\$1	0.00	\$7,500,000	0.00
FEDERAL FUNDS	\$0	0.00	\$0	0.00	\$0	0.00	\$0	0.00
OTHER FUNDS	\$0	0.00	\$1	0.00	\$1	0.00	\$1	0.00

OA REPORT 9 FY 2019 GOVERNOR REC

DECISION ITEM SUMMARY

Budget Unit								
Decision Item	FY 2017	FY 2017	FY 2018	FY 2018	FY 2019	FY 2019	FY 2019	FY 2019
Budget Object Summary	ACTUAL	ACTUAL	BUDGET	BUDGET	DEPT REQ	DEPT REQ	GOV REC	GOV REC
Fund	DOLLAR	FTE	DOLLAR	FTE	DOLLAR	FTE	DOLLAR	FTE
FUND CORRECTIONS								
CORE								
FUND TRANSFERS								
GENERAL REVENUE	93,111	0.00	50,000	0.00	50,000	0.00	50,000	0.00
DEPT NATURAL RESOURCES	3,980	0.00	0	0.00	0	0.00	0	0.00
OA INFORMATION TECH FED& OTHER	237,708	0.00	0	0.00	0	0.00	0	0.00
DEPT OF SOC SERV FEDERAL & OTH	340	0.00	0	0.00	0	0.00	0	0.00
WPC BOND & INT-SERIES A-2003	22,505	0.00	0	0.00	0	0.00	0	0.00
FSB BOND & INT - SERIES A 2005	119,520	0.00	0	0.00	0	0.00	0	0.00
WPC BOND & INT-SERIES A 2005	96,390	0.00	0	0.00	0	0.00	0	0.00
MO PUBLIC HEALTH SERVICES	50	0.00	0	0.00	0	0.00	0	0.00
VETERANS' COMMISSION CI TRUST	100,906	0.00	0	0.00	0	0.00	0	0.00
BPB B 2015 - CAPITOL	79	0.00	0	0.00	0	0.00	0	0.00
FEDERAL SURPLUS PROPERTY	0	0.00	750,000	0.00	750,000	0.00	750,000	0.00
OA REVOLVING ADMINISTRATIVE TR	1,020	0.00	0	0.00	0	0.00	0	0.00
STATE SCHOOL MONEYS	212	0.00	0	0.00	0	0.00	0	0.00
BOARD OF PODIATRIC MEDICINE	150	0.00	0	0.00	0	0.00	0	0.00
MO REAL ESTATE COMMISSION	50	0.00	0	0.00	0	0.00	0	0.00
STATE HWYS AND TRANS DEPT	23	0.00	0	0.00	0	0.00	0	0.00
INVESTOR EDUC & PROTECTION	1,378	0.00	0	0.00	0	0.00	0	0.00
MASSAGE THERAPY	10	0.00	0	0.00	0	0.00	0	0.00
MO REVOLVING INFO TECH TRUST	510	0.00	0	0.00	0	0.00	0	0.00
TOTAL - TRF	677,942	0.00	800,000	0.00	800,000	0.00	800,000	0.00
TOTAL	677,942	0.00	800,000	0.00	800,000	0.00	800,000	0.00
GRAND TOTAL	\$677,942	0.00	\$800,000	0.00	\$800,000	0.00	\$800,000	0.00

CORE DECISION ITEM

Department	Office of Administration	Budget Unit	32510
Division	Administrative Disbursements		
Core -	Fund Corrections	HB Section	5.260

1. CORE FINANCIAL SUMMARY

	FY 2019 Budget Request						FY 2019 Governor's Recommendation				
	GR	Federal	Other	Total	E		GR	Federal	Other	Total	E
PS	0	0	0	0	0	PS	0	0	0	0	
EE	0	0	0	0	0	EE	0	0	0	0	
PSD	0	0	0	0	0	PSD	0	0	0	0	
TRF	50,000	0	750,000	800,000		TRF	50,000	0	750,000	800,000	
Total	50,000	0	750,000	800,000		Total	50,000	0	750,000	800,000	
FTE	0.00	0.00	0.00	0.00		FTE	0.00	0.00	0.00	0.00	

Est. Fringe	0	0	0	0
--------------------	---	---	---	---

Note: Fringes budgeted in House Bill 5 except for certain fringes budgeted directly to MoDOT, Highway Patrol, and Conservation.

Est. Fringe	0	0	0	0
--------------------	---	---	---	---

Note: Fringes budgeted in House Bill 5 except for certain fringes budgeted directly to MoDOT, Highway Patrol, and Conservation.

Other Funds: Dependent on funds with incorrect deposit.

Other Funds: Dependent on funds with incorrect deposit.

2. CORE DESCRIPTION

This appropriated transfer mechanism allows the Division of Accounting to correct prior fiscal year revenue transactions that were erroneously deposited into the incorrect fund. After a fiscal year has ended, revenue "correction" documents cannot be processed.

This appropriated transfer is requested specifically to allow the transfer from the fund that erroneously received the deposit in a prior fiscal year to the correct fund in the current fiscal year.

3. PROGRAM LISTING (list programs included in this core funding)

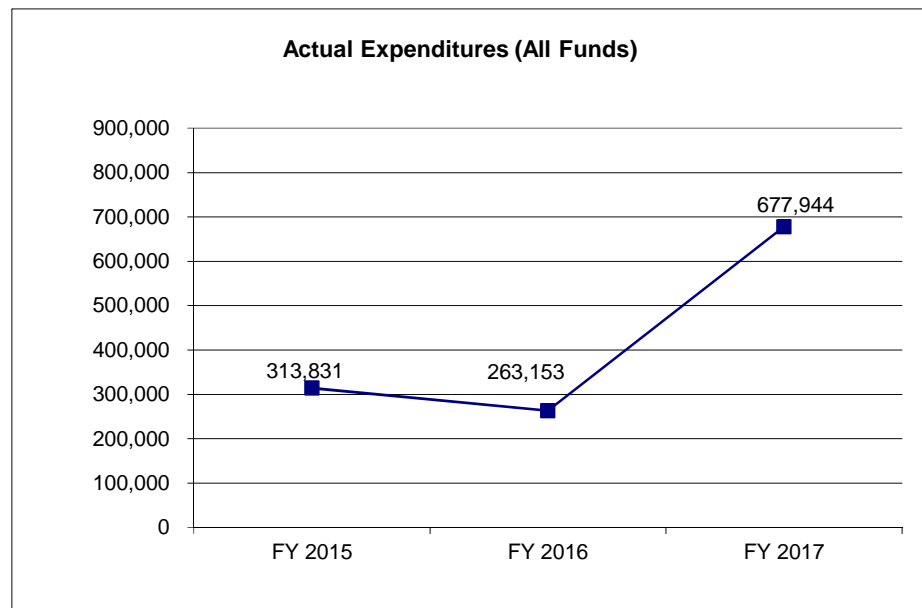
N/A

CORE DECISION ITEM

Department	Office of Administration	Budget Unit	32510
Division	Administrative Disbursements		
Core -	Fund Corrections	HB Section	5.260

4. FINANCIAL HISTORY

	FY 2015 Actual	FY 2016 Actual	FY 2017 Actual	FY 2018 Current Yr.
Appropriation (All Funds)	550,000	800,000	883,283	800,000
Less Reverted (All Funds)	0	0	0	N/A
Less Restricted (All Funds)*	0	0	0	N/A
Budget Authority (All Funds)	550,000	800,000	883,283	800,000
Actual Expenditures (All Funds)	313,831	263,153	677,944	N/A
Unexpended (All Funds)	236,169	536,847	205,339	N/A
Unexpended, by Fund:				
General Revenue	0	47,880	40,172	N/A
Federal	3	0	0	N/A
Other	236,166	488,967	165,167	N/A



Reverted includes the statutory three-percent reserve amount (when applicable).

Restricted includes any Governor's Expenditure Restrictions which remained at the end of the fiscal year (when applicable).

NOTES:

CORE RECONCILIATION DETAIL

**STATE
FUND CORRECTIONS**

5. CORE RECONCILIATION DETAIL

	Budget Class	FTE	GR	Federal	Other	Total	Explanation
TAFP AFTER VETOES							
	TRF	0.00	50,000	0	750,000	800,000	
	Total	0.00	50,000	0	750,000	800,000	
DEPARTMENT CORE REQUEST							
	TRF	0.00	50,000	0	750,000	800,000	
	Total	0.00	50,000	0	750,000	800,000	
GOVERNOR'S RECOMMENDED CORE							
	TRF	0.00	50,000	0	750,000	800,000	
	Total	0.00	50,000	0	750,000	800,000	

OA REPORT 10 FY 2019 GOVERNOR REC

DECISION ITEM DETAIL

Budget Unit	FY 2017	FY 2017	FY 2018	FY 2018	FY 2019	FY 2019	FY 2019	FY 2019
Decision Item	ACTUAL	ACTUAL	BUDGET	BUDGET	DEPT REQ	DEPT REQ	GOV REC	GOV REC
Budget Object Class	DOLLAR	FTE	DOLLAR	FTE	DOLLAR	FTE	DOLLAR	FTE
FUND CORRECTIONS								
CORE								
TRANSFERS OUT	677,942	0.00	800,000	0.00	800,000	0.00	800,000	0.00
TOTAL - TRF	677,942	0.00	800,000	0.00	800,000	0.00	800,000	0.00
GRAND TOTAL	\$677,942	0.00	\$800,000	0.00	\$800,000	0.00	\$800,000	0.00
GENERAL REVENUE	\$93,111	0.00	\$50,000	0.00	\$50,000	0.00	\$50,000	0.00
FEDERAL FUNDS	\$242,028	0.00	\$0	0.00	\$0	0.00	\$0	0.00
OTHER FUNDS	\$342,803	0.00	\$750,000	0.00	\$750,000	0.00	\$750,000	0.00

OA REPORT 9 FY 2019 GOVERNOR REC

DECISION ITEM SUMMARY

Budget Unit								
Decision Item	FY 2017	FY 2017	FY 2018	FY 2018	FY 2019	FY 2019	FY 2019	FY 2019
Budget Object Summary	ACTUAL	ACTUAL	BUDGET	BUDGET	DEPT REQ	DEPT REQ	GOV REC	GOV REC
Fund	DOLLAR	FTE	DOLLAR	FTE	DOLLAR	FTE	DOLLAR	FTE
REBLD DAMAGD INFRSTRC TRANSFER								
CORE								
FUND TRANSFERS								
REBUILD DAMAGED INFRASTR FUND	0	0.00	60,000	0.00	0	0.00	0	0.00
TOTAL - TRF	0	0.00	60,000	0.00	0	0.00	0	0.00
TOTAL	0	0.00	60,000	0.00	0	0.00	0	0.00
GRAND TOTAL	\$0	0.00	\$60,000	0.00	\$0	0.00	\$0	0.00

CORE DECISION ITEM

Department Office of Administration	Budget Unit 32525
Division Administrative Disbursements	
Core Rebuild Damaged infrastructure	HB Section 5.26

1. CORE FINANCIAL SUMMARY

	FY 2019 Budget Request						FY 2019 Governor's Recommendation				
	GR	Federal	Other	Total	E		GR	Federal	Other	Total	E
PS	0	0	0	0	0	PS	0	0	0	0	
EE	0	0	0	0	0	EE	0	0	0	0	
PSD	0	0	0	0	0	PSD	0	0	0	0	
TRF	0	0	0	0	0	TRF	0	0	0	0	
Total	0	0	0	0	0	Total	0	0	0	0	
FTE	0.00	0.00	0.00	0.00	0.00	FTE	0.00	0.00	0.00	0.00	
<i>Est. Fringe</i>	0	0	0	0	0	<i>Est. Fringe</i>	0	0	0	0	
<i>Note: Fringes budgeted in House Bill 5 except for certain fringes budgeted directly to MoDOT, Highway Patrol, and Conservation.</i>						<i>Note: Fringes budgeted in House Bill 5 except for certain fringes budgeted directly to MoDOT, Highway Patrol, and Conservation.</i>					
Other Funds:						Other Funds:					

2. CORE DESCRIPTION

Fund 0814 is the Rebuild Damaged Infrastructure Fund created per Section 33.295, RSMo. It originally received a \$10M transfer from the Insurance Dedicated Fund. The money was used by DED for projects in Joplin. The fund statutorily expired in 2014.

In FY18 there was an appropriation to transfer the remaining balance to General Revenue. This appropriation is no longer needed.

3. PROGRAM LISTING (list programs included in this core funding)

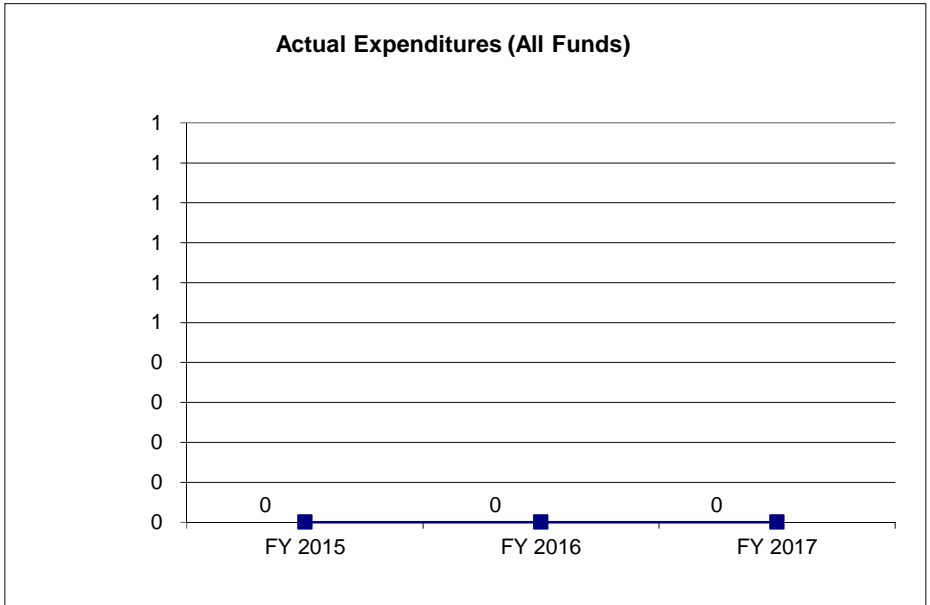
N/A

CORE DECISION ITEM

Department Office of Administration	Budget Unit 32525
Division Administrative Disbursements	
Core Rebuild Damaged infrastructure	HB Section 5.26

4. FINANCIAL HISTORY

	FY 2015 Actual	FY 2016 Actual	FY 2017 Actual	FY 2018 Current Yr.
Appropriation (All Funds)	0	0	0	60,000
Less Reverted (All Funds)	0	0	0	0
Less Restricted (All Funds)*	0	0	0	0
Budget Authority (All Funds)	0	0	0	60,000
Actual Expenditures (All Funds)	0	0	0	0
Unexpended (All Funds)	0	0	0	60,000
Unexpended, by Fund:				
General Revenue	0	0	0	0
Federal	0	0	0	0
Other	0	0	0	0



Reverted includes the statutory three-percent reserve amount (when applicable).

Restricted includes any Governor's Expenditure Restrictions which remained at the end of the fiscal year (when applicable).

NOTES:

CORE RECONCILIATION DETAIL

STATE
REBLD DAMAGD INFRSTRC TRANSFER

5. CORE RECONCILIATION DETAIL

	Budget Class	FTE	GR	Federal	Other	Total	Explanation
TAFP AFTER VETOES							
	TRF	0.00	0	0	60,000	60,000	
	Total	0.00	0	0	60,000	60,000	
DEPARTMENT CORE ADJUSTMENTS							
Core Reduction	910 T146 TRF	0.00	0	0	(60,000)	(60,000)	This appropriation is no longer needed.
NET DEPARTMENT CHANGES		0.00	0	0	(60,000)	(60,000)	
DEPARTMENT CORE REQUEST							
	TRF	0.00	0	0	0	0	
	Total	0.00	0	0	0	0	
GOVERNOR'S RECOMMENDED CORE							
	TRF	0.00	0	0	0	0	
	Total	0.00	0	0	0	0	

OA REPORT 10 FY 2019 GOVERNOR REC

DECISION ITEM DETAIL

Budget Unit	FY 2017	FY 2017	FY 2018	FY 2018	FY 2019	FY 2019	FY 2019	FY 2019
Decision Item	ACTUAL	ACTUAL	BUDGET	BUDGET	DEPT REQ	DEPT REQ	GOV REC	GOV REC
Budget Object Class	DOLLAR	FTE	DOLLAR	FTE	DOLLAR	FTE	DOLLAR	FTE
REBLD DAMAGD INFRSTRC TRANSFER								
CORE								
TRANSFERS OUT	0	0.00	60,000	0.00	0	0.00	0	0.00
TOTAL - TRF	0	0.00	60,000	0.00	0	0.00	0	0.00
GRAND TOTAL	\$0	0.00	\$60,000	0.00	\$0	0.00	\$0	0.00
GENERAL REVENUE	\$0	0.00	\$0	0.00	\$0	0.00		0.00
FEDERAL FUNDS	\$0	0.00	\$0	0.00	\$0	0.00		0.00
OTHER FUNDS	\$0	0.00	\$60,000	0.00	\$0	0.00		0.00

OA REPORT 9 FY 2019 GOVERNOR REC

DECISION ITEM SUMMARY

Budget Unit								
Decision Item	FY 2017	FY 2017	FY 2018	FY 2018	FY 2019	FY 2019	FY 2019	FY 2019
Budget Object Summary	ACTUAL	ACTUAL	BUDGET	BUDGET	DEPT REQ	DEPT REQ	GOV REC	GOV REC
Fund	DOLLAR	FTE	DOLLAR	FTE	DOLLAR	FTE	DOLLAR	FTE
TAX AMNESTY TRANSFER								
CORE								
FUND TRANSFERS								
TAX AMNESTY FUND	5,694,870	0.00	0	0.00	0	0.00	0	0.00
TOTAL - TRF	5,694,870	0.00	0	0.00	0	0.00	0	0.00
TOTAL	5,694,870	0.00	0	0.00	0	0.00	0	0.00
GRAND TOTAL	\$5,694,870	0.00	\$0	0.00	\$0	0.00	\$0	0.00

CORE DECISION ITEM

Department Office of Administration	Budget Unit _____
Division Administrative Disbursements	
Core Tax Amnesty Transfer to GR	HB Section _____

1. CORE FINANCIAL SUMMARY

	FY 2019 Budget Request						FY 2019 Governor's Recommendation				
	GR	Federal	Other	Total	E		GR	Federal	Other	Total	E
PS	0	0	0	0		PS	0	0	0	0	
EE	0	0	0	0		EE	0	0	0	0	
PSD	0	0	0	0		PSD	0	0	0	0	
TRF	0	0	0	0		TRF	0	0	0	0	
Total	0	0	0	0		Total	0	0	0	0	
FTE	0.00	0.00	0.00	0.00		FTE	0.00	0.00	0.00	0.00	
Est. Fringe	0	0	0	0		Est. Fringe	0	0	0	0	
<i>Note: Fringes budgeted in House Bill 5 except for certain fringes budgeted directly to MoDOT, Highway Patrol, and Conservation.</i>						<i>Note: Fringes budgeted in House Bill 5 except for certain fringes budgeted directly to MoDOT, Highway Patrol, and Conservation.</i>					
Other Funds: Tax Amnesty Fund (0470)						Other Funds:					

2. CORE DESCRIPTION

HB 384 (2015) provided a tax amnesty period for delinquent interest, penalties, additions to taxes, and fees in exchange for payment in full of tax owed. Section 32.383.8, RSMo, states "Moneys in the fund shall only be expended for the following except that any excess moneys not used for such purposes shall be deposited into the state general fund".

In FY18 there was an appropriation to transfer the remaining fund balance to General Revenue. This appropriation is no longer needed.

3. PROGRAM LISTING (list programs included in this core funding)

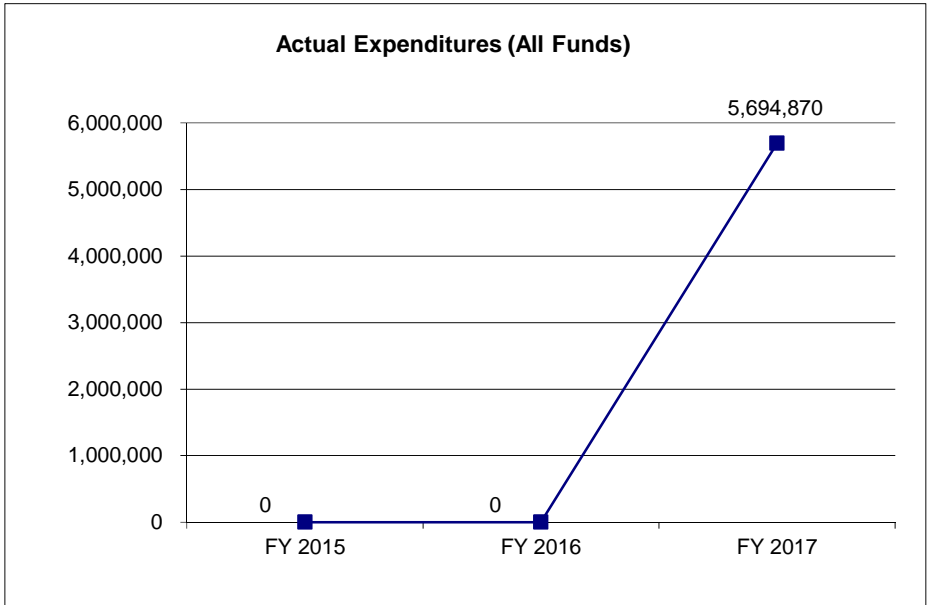
N/A

CORE DECISION ITEM

Department Office of Administration	Budget Unit _____
Division Administrative Disbursements	_____
Core Tax Amnesty Transfer to GR	HB Section _____

4. FINANCIAL HISTORY

	FY 2015 Actual	FY 2016 Actual	FY 2017 Actual	FY 2018 Current Yr.
Appropriation (All Funds)	0	0	5,800,000	0
Less Reverted (All Funds)	0	0	0	0
Less Restricted (All Funds)*	0	0	0	0
Budget Authority (All Funds)	0	0	5,800,000	0
Actual Expenditures (All Funds)	0	0	5,694,870	0
Unexpended (All Funds)	0	0	105,130	0
Unexpended, by Fund:				
General Revenue	0	0	0	0
Federal	0	0	0	0
Other	0	0	105,130	0



Reverted includes the statutory three-percent reserve amount (when applicable).

Restricted includes any Governor's Expenditure Restrictions which remained at the end of the fiscal year (when applicable).

NOTES:

OA REPORT 10 FY 2019 GOVERNOR REC

DECISION ITEM DETAIL

Budget Unit	FY 2017	FY 2017	FY 2018	FY 2018	FY 2019	FY 2019	FY 2019	FY 2019
Decision Item	ACTUAL	ACTUAL	BUDGET	BUDGET	DEPT REQ	DEPT REQ	GOV REC	GOV REC
Budget Object Class	DOLLAR	FTE	DOLLAR	FTE	DOLLAR	FTE	DOLLAR	FTE
TAX AMNESTY TRANSFER								
CORE								
TRANSFERS OUT	5,694,870	0.00	0	0.00	0	0.00	0	0.00
TOTAL - TRF	5,694,870	0.00	0	0.00	0	0.00	0	0.00
GRAND TOTAL	\$5,694,870	0.00	\$0	0.00	\$0	0.00	\$0	0.00
GENERAL REVENUE	\$0	0.00	\$0	0.00	\$0	0.00	\$0	0.00
FEDERAL FUNDS	\$0	0.00	\$0	0.00	\$0	0.00	\$0	0.00
OTHER FUNDS	\$5,694,870	0.00	\$0	0.00	\$0	0.00	\$0	0.00

OA REPORT 9 FY 2019 GOVERNOR REC

DECISION ITEM SUMMARY

Budget Unit								
Decision Item	FY 2017	FY 2017	FY 2018	FY 2018	FY 2019	FY 2019	FY 2019	FY 2019
Budget Object Summary	ACTUAL	ACTUAL	BUDGET	BUDGET	DEPT REQ	DEPT REQ	GOV REC	GOV REC
Fund	DOLLAR	FTE	DOLLAR	FTE	DOLLAR	FTE	DOLLAR	FTE
CENTRAL SVS ALLOCATION TRANSFER								
CORE								
FUND TRANSFERS								
PHARMACY REBATES	1,678,272	0.00	2,142,891	0.00	2,142,891	0.00	2,210,831	0.00
THIRD PARTY LIABILITY COLLECT	188,152	0.00	214,417	0.00	214,417	0.00	176,580	0.00
UTILICARE STABILIZATION	0	0.00	102	0.00	102	0.00	158	0.00
STATE TREASURER'S GEN OPERATIO	22,704	0.00	27,093	0.00	27,093	0.00	26,013	0.00
CHILD SUPPORT ENFORCEMENT FUND	105,354	0.00	119,916	0.00	119,916	0.00	110,501	0.00
MO HUMANITIES COUNCIL TRUST	173	0.00	160	0.00	160	0.00	0	0.00
MOTORCYCLE SAFETY TRUST	3,035	0.00	3,256	0.00	3,256	0.00	3,123	0.00
HEARING INSTRUMENT SPECIALIST	224	0.00	1,031	0.00	1,031	0.00	182	0.00
MO HEALTHNET FRAUD PROSECUTION	393	0.00	0	0.00	0	0.00	550	0.00
MO HOUSING TRUST	28,662	0.00	33,304	0.00	33,304	0.00	34,150	0.00
STATE COMMITTEE OF INTERPRETER	511	0.00	532	0.00	532	0.00	555	0.00
ELEVATOR SAFETY	5,880	0.00	7,289	0.00	7,289	0.00	6,276	0.00
RESIDENTIAL MORTGAGE LICENSING	7,845	0.00	10,663	0.00	10,663	0.00	13,853	0.00
MO ARTS COUNCIL TRUST	140	0.00	108	0.00	108	0.00	209	0.00
BRD OF GEOLOGIST REGISTRATION	728	0.00	134	0.00	134	0.00	773	0.00
COMM FOR DEAF-CERT OF INTERPRE	705	0.00	943	0.00	943	0.00	754	0.00
SEC OF ST TECHNOLOGY TRUST	20,756	0.00	25,313	0.00	25,313	0.00	25,217	0.00
MO AIR EMISSION REDUCTION	9,978	0.00	22,229	0.00	22,229	0.00	11,242	0.00
MO NAT'L GUARD TRAINING SITE	2,266	0.00	2,100	0.00	2,100	0.00	1,568	0.00
STATEWIDE COURT AUTOMATION	42,040	0.00	45,760	0.00	45,760	0.00	44,225	0.00
NURSING FAC QUALITY OF CARE	11,886	0.00	21,753	0.00	21,753	0.00	23,332	0.00
DIVISION OF TOURISM SUPPL REV	0	0.00	0	0.00	0	0.00	247	0.00
HEALTH INITIATIVES	342,126	0.00	405,311	0.00	405,311	0.00	403,131	0.00
PEACE OFFICER STAN & TRAIN COM	10,914	0.00	10,106	0.00	10,106	0.00	8,933	0.00
INDEPENDENT LIVING CENTER	3,059	0.00	3,256	0.00	3,256	0.00	3,122	0.00
GAMING COMMISSION FUND	506,660	0.00	561,045	0.00	561,045	0.00	535,112	0.00
MENTAL HEALTH EARNINGS FUND	89,039	0.00	85,052	0.00	85,052	0.00	77,115	0.00
BINGO PROCEEDS FOR EDUCATION	0	0.00	17,673	0.00	17,673	0.00	17,971	0.00
GRADE CROSSING SAFETY ACCOUNT	12,283	0.00	13,841	0.00	13,841	0.00	13,948	0.00
ANIMAL HEALTH LABORATORY FEES	6,870	0.00	9,709	0.00	9,709	0.00	10,611	0.00
MAMMOGRAPHY	832	0.00	946	0.00	946	0.00	944	0.00
ANIMAL CARE RESERVE	4,592	0.00	5,402	0.00	5,402	0.00	5,406	0.00
ELDERLY HOME-DELIVER MEALS TRU	0	0.00	0	0.00	0	0.00	110	0.00

1/16/18 14:06

im_disummary

OA REPORT 9 FY 2019 GOVERNOR REC

DECISION ITEM SUMMARY

Budget Unit								
Decision Item	FY 2017	FY 2017	FY 2018	FY 2018	FY 2019	FY 2019	FY 2019	FY 2019
Budget Object Summary	ACTUAL	ACTUAL	BUDGET	BUDGET	DEPT REQ	DEPT REQ	GOV REC	GOV REC
Fund	DOLLAR	FTE	DOLLAR	FTE	DOLLAR	FTE	DOLLAR	FTE
CENTRAL SVS ALLOCATION TRANSFER								
CORE								
FUND TRANSFERS								
HIGHWAY PATROL INSPECTION	11,819	0.00	13,248	0.00	13,248	0.00	13,013	0.00
MO PUBLIC HEALTH SERVICES	48,348	0.00	55,721	0.00	55,721	0.00	59,708	0.00
LIVESTOCK BRANDS	199	0.00	233	0.00	233	0.00	103	0.00
VETERANS' COMMISSION CI TRUST	1,341	0.00	2,051	0.00	2,051	0.00	3,301	0.00
MISSOURI STATE WATER PATROL	25,646	0.00	27,576	0.00	27,576	0.00	29,757	0.00
COMMODITY COUNCIL MERCHANISING	747	0.00	875	0.00	875	0.00	936	0.00
FEDERAL SURPLUS PROPERTY	1,714	0.00	1,748	0.00	1,748	0.00	2,046	0.00
SP ANIMAL FAC LOAN PROGRAM	1,224	0.00	1,156	0.00	1,156	0.00	1,604	0.00
STATE FAIR FEE	43,556	0.00	44,873	0.00	44,873	0.00	48,373	0.00
STATE PARKS EARNINGS	91,043	0.00	117,524	0.00	117,524	0.00	119,046	0.00
DHE OUT-OF-STATE PROGRM FUND	517	0.00	394	0.00	394	0.00	318	0.00
NATURAL RESOURCES REVOLVING SE	1,243	0.00	808	0.00	808	0.00	1,079	0.00
AGRI LAND SURVEY REVOLVING SER	747	0.00	960	0.00	960	0.00	1,057	0.00
HISTORIC PRESERVATION REVOLV	106	0.00	285	0.00	285	0.00	154	0.00
HABILITATION CENTER ROOM & BRD	0	0.00	32,010	0.00	32,010	0.00	29,264	0.00
MO VETERANS HOMES	255,433	0.00	362,699	0.00	362,699	0.00	275,113	0.00
QUALITY IMPROVEMENT REVOLVING	0	0.00	0	0.00	0	0.00	488	0.00
OIL AND GAS RESOURCES FUND	0	0.00	0	0.00	0	0.00	333	0.00
DIV ALCOHOL & TOBACCO CTRL	0	0.00	35,655	0.00	35,655	0.00	38,048	0.00
STATUTORY REVISION	1,420	0.00	910	0.00	910	0.00	4,127	0.00
DIVISION OF CREDIT UNIONS	14,513	0.00	15,764	0.00	15,764	0.00	16,408	0.00
DIV SAVINGS & LOAN SUPERVISION	304	0.00	337	0.00	337	0.00	345	0.00
DIVISION OF FINANCE	94,310	0.00	106,779	0.00	106,779	0.00	115,274	0.00
INSURANCE EXAMINERS FUND	42,952	0.00	55,889	0.00	55,889	0.00	47,056	0.00
NATURAL RESOURCES PROTECTION	75,273	0.00	15,389	0.00	15,389	0.00	12,594	0.00
DEAF RELAY SER & EQ DIST PRGM	15,395	0.00	14,529	0.00	14,529	0.00	12,806	0.00
MO RE APPRS AND APPRMGMT COMPS	1,437	0.00	5,397	0.00	5,397	0.00	1,253	0.00
ENDOWED CARE CEMETERY AUDIT	692	0.00	805	0.00	805	0.00	825	0.00
PROF & PRACT NURSING LOANS	9,194	0.00	958	0.00	958	0.00	10,689	0.00
INSURANCE DEDICATED FUND	122,065	0.00	135,988	0.00	135,988	0.00	140,113	0.00
INTERNATIONAL PROMOTIONS REVOL	554	0.00	0	0.00	0	0.00	179	0.00
NRP-WATER POLLUTION PERMIT FEE	38,229	0.00	49,893	0.00	49,893	0.00	52,421	0.00
SOLID WASTE MGMT-SCRAP TIRE	20,433	0.00	23,345	0.00	23,345	0.00	23,554	0.00

1/16/18 14:06

im_disummary

OA REPORT 9 FY 2019 GOVERNOR REC

DECISION ITEM SUMMARY

Budget Unit								
Decision Item	FY 2017	FY 2017	FY 2018	FY 2018	FY 2019	FY 2019	FY 2019	FY 2019
Budget Object Summary	ACTUAL	ACTUAL	BUDGET	BUDGET	DEPT REQ	DEPT REQ	GOV REC	GOV REC
Fund	DOLLAR	FTE	DOLLAR	FTE	DOLLAR	FTE	DOLLAR	FTE
CENTRAL SVS ALLOCATION TRANSFER								
CORE								
FUND TRANSFERS								
SOLID WASTE MANAGEMENT	88,378	0.00	105,847	0.00	105,847	0.00	109,496	0.00
LICENSED SOCIAL WORKERS	1,727	0.00	2,089	0.00	2,089	0.00	2,116	0.00
METALLIC MINERALS WASTE MGMT	700	0.00	940	0.00	940	0.00	781	0.00
LOCAL RECORDS PRESERVATION	8,967	0.00	10,346	0.00	10,346	0.00	10,679	0.00
SPINAL CORD INJURY	6,066	0.00	6,503	0.00	6,503	0.00	6,248	0.00
STATE COMMITTEE OF PSYCHOLOGST	324	0.00	5,950	0.00	5,950	0.00	386	0.00
MANUFACTURED HOUSING FUND	3,556	0.00	4,522	0.00	4,522	0.00	4,513	0.00
NRP-AIR POLLUTION ASBESTOS FEE	2,186	0.00	2,548	0.00	2,548	0.00	4,663	0.00
PETROLEUM STORAGE TANK INS	79,248	0.00	83,015	0.00	83,015	0.00	82,401	0.00
UNDERGROUND STOR TANK REG PROG	1,832	0.00	2,201	0.00	2,201	0.00	686	0.00
CHEMICAL EMERGENCY PREPAREDNES	7,654	0.00	8,892	0.00	8,892	0.00	8,730	0.00
MOTOR VEHICLE COMMISSION	8,142	0.00	10,738	0.00	10,738	0.00	10,792	0.00
HEALTH SPA REGULATORY FUND	0	0.00	164	0.00	164	0.00	165	0.00
MISSOURI CASA	706	0.00	792	0.00	792	0.00	758	0.00
STATE FORENSIC LABORATORY	6,270	0.00	6,189	0.00	6,189	0.00	6,113	0.00
SERVICES TO VICTIMS	32,119	0.00	28,475	0.00	28,475	0.00	22,913	0.00
NRP-AIR POLLUTION PERMIT FEE	61,867	0.00	77,935	0.00	77,935	0.00	63,477	0.00
MISSOURI WORKS JOB DEVELOPMENT	1,480	0.00	1,405	0.00	1,405	0.00	324	0.00
PUBLIC SERVICE COMMISSION	173,099	0.00	197,730	0.00	197,730	0.00	197,238	0.00
DEPT OF REVENUE INFORMATION	12,164	0.00	12,180	0.00	12,180	0.00	9,129	0.00
DOSS EDUCATIONAL IMPROVEMENT	40,666	0.00	35,163	0.00	35,163	0.00	34,341	0.00
TORT VICTIMS COMPENSATION	3,509	0.00	208	0.00	208	0.00	4,337	0.00
HEALTHY FAMILIES TRUST	594,791	0.00	598,088	0.00	598,088	0.00	598,088	0.00
BOARD OF ACCOUNTANCY	5,845	0.00	6,607	0.00	6,607	0.00	7,567	0.00
BOARD OF CHIROPRACTIC EXAMINER	2,478	0.00	403	0.00	403	0.00	1,322	0.00
MERCHANDISE PRACTICES	44,580	0.00	31,826	0.00	31,826	0.00	34,147	0.00
BOARD OF EMBALM & FUN DIR	5,943	0.00	8,189	0.00	8,189	0.00	5,034	0.00
BOARD OF REG FOR HEALING ARTS	34,509	0.00	39,430	0.00	39,430	0.00	27,169	0.00
BOARD OF NURSING	40,604	0.00	15,791	0.00	15,791	0.00	49,074	0.00
OPTOMETRY FUND	1,590	0.00	136	0.00	136	0.00	1,840	0.00
BOARD OF PHARMACY	11,386	0.00	15,739	0.00	15,739	0.00	11,476	0.00
MO REAL ESTATE COMMISSION	14,744	0.00	12,416	0.00	12,416	0.00	19,151	0.00
VETERINARY MEDICAL BOARD	1,889	0.00	2,182	0.00	2,182	0.00	2,213	0.00

1/16/18 14:06

im_disummary

OA REPORT 9 FY 2019 GOVERNOR REC

DECISION ITEM SUMMARY

Budget Unit								
Decision Item	FY 2017	FY 2017	FY 2018	FY 2018	FY 2019	FY 2019	FY 2019	FY 2019
Budget Object Summary	ACTUAL	ACTUAL	BUDGET	BUDGET	DEPT REQ	DEPT REQ	GOV REC	GOV REC
Fund	DOLLAR	FTE	DOLLAR	FTE	DOLLAR	FTE	DOLLAR	FTE
CENTRAL SVS ALLOCATION TRANSFER								
CORE								
FUND TRANSFERS								
MILK INSPECTION FEES	9,372	0.00	10,674	0.00	10,674	0.00	11,137	0.00
DEPT HEALTH & SR SV DOCUMENT	458	0.00	464	0.00	464	0.00	294	0.00
GRAIN INSPECTION FEES	33,305	0.00	35,073	0.00	35,073	0.00	39,908	0.00
PETITION AUDIT REVOLVING TRUST	3,901	0.00	2,963	0.00	2,963	0.00	1,458	0.00
EXCELLENCE IN EDUCATION	23,671	0.00	22,416	0.00	22,416	0.00	25,236	0.00
WORKERS COMPENSATION	142,964	0.00	163,441	0.00	163,441	0.00	164,264	0.00
WORKERS COMP-SECOND INJURY	722,518	0.00	947,643	0.00	947,643	0.00	900,239	0.00
ENVIRONMENTAL RADIATION MONITR	2,710	0.00	2,678	0.00	2,678	0.00	2,170	0.00
DEPT OF HEALTH-DONATED	0	0.00	119	0.00	119	0.00	0	0.00
RAILROAD EXPENSE	9,518	0.00	4,372	0.00	4,372	0.00	8,310	0.00
GROUNDWATER PROTECTION	6,874	0.00	8,835	0.00	8,835	0.00	8,885	0.00
PETROLEUM INSPECTION FUND	21,809	0.00	25,131	0.00	25,131	0.00	26,759	0.00
ANTITRUST REVOLVING	15,865	0.00	4,804	0.00	4,804	0.00	1,389	0.00
ENERGY SET-ASIDE PROGRAM	5,154	0.00	5,470	0.00	5,470	0.00	7,714	0.00
MISSOURI LAND SURVEY FUND	9,994	0.00	11,509	0.00	11,509	0.00	11,860	0.00
LEGAL DEFENSE AND DEFENDER	12,435	0.00	14,071	0.00	14,071	0.00	14,526	0.00
COMMITTEE OF PROF COUNSELORS	2,843	0.00	1,294	0.00	1,294	0.00	2,644	0.00
HIGHWAY PATROL ACADEMY	1,863	0.00	2,099	0.00	2,099	0.00	2,364	0.00
HAZARDOUS WASTE FUND	32,093	0.00	39,307	0.00	39,307	0.00	39,151	0.00
DENTAL BOARD FUND	8,179	0.00	1,331	0.00	1,331	0.00	8,336	0.00
BRD OF ARCH,ENG,LND SUR,LND AR	6,339	0.00	7,243	0.00	7,243	0.00	6,789	0.00
SAFE DRINKING WATER FUND	40,919	0.00	46,906	0.00	46,906	0.00	39,464	0.00
MO OFFICE OF PROSECUTION SERV	5,197	0.00	8,061	0.00	8,061	0.00	6,539	0.00
CRIME VICTIMS COMP FUND	60,470	0.00	57,899	0.00	57,899	0.00	53,750	0.00
AGRICULTURE BUSINESS DEVELOPMT	1,410	0.00	1,899	0.00	1,899	0.00	890	0.00
STATE LEGAL EXPENSE	0	0.00	0	0.00	0	0.00	217	0.00
ATHLETIC FUND	1,435	0.00	1,764	0.00	1,764	0.00	2,669	0.00
CHILDREN'S TRUST	1,360	0.00	1,592	0.00	1,592	0.00	1,650	0.00
HP MTR VEHICLE/AIRCRAFT/WTRCRFT	3,005	0.00	3,438	0.00	3,438	0.00	4,361	0.00
PROCEEDS OF SURPLUS PROPERTY	0	0.00	0	0.00	0	0.00	348	0.00
PROP SCHOOL CERT FUND	3,077	0.00	5,348	0.00	5,348	0.00	1,923	0.00
BRAIN INJURY FUND	6,056	0.00	6,512	0.00	6,512	0.00	6,234	0.00
BOILER & PRESSURE VESSELS SAFE	6,818	0.00	7,734	0.00	7,734	0.00	7,380	0.00

1/16/18 14:06

im_disummary

OA REPORT 9 FY 2019 GOVERNOR REC

DECISION ITEM SUMMARY

Budget Unit								
Decision Item	FY 2017	FY 2017	FY 2018	FY 2018	FY 2019	FY 2019	FY 2019	FY 2019
Budget Object Summary	ACTUAL	ACTUAL	BUDGET	BUDGET	DEPT REQ	DEPT REQ	GOV REC	GOV REC
Fund	DOLLAR	FTE	DOLLAR	FTE	DOLLAR	FTE	DOLLAR	FTE
CENTRAL SVS ALLOCATION TRANSFER								
CORE								
FUND TRANSFERS								
BASIC CIVIL LEGAL SERVICES	32,856	0.00	37,255	0.00	37,255	0.00	36,903	0.00
HIGHWAY PATROL TRAFFIC RECORDS	1,214	0.00	1,354	0.00	1,354	0.00	1,292	0.00
LIFE SCIENCES RESEARCH TRUST	306,357	0.00	320,221	0.00	320,221	0.00	490,347	0.00
DNA PROFILING ANALYSIS	11,857	0.00	12,686	0.00	12,686	0.00	11,991	0.00
DEP OF REVENUE SPECIALTY PLATE	0	0.00	109	0.00	109	0.00	108	0.00
MISSOURI RX PLAN FUND	62,246	0.00	74,069	0.00	74,069	0.00	86,678	0.00
PUTATIVE FATHER REGISTRY	1,143	0.00	1,403	0.00	1,403	0.00	1,456	0.00
ASSISTIVE TECHNOLOGY TRUST	0	0.00	992	0.00	992	0.00	385	0.00
ECON DEVELOP ADVANCEMENT FUND	25,940	0.00	37,293	0.00	37,293	0.00	49,006	0.00
BRD OF COSMETOLOGY & BARBER EX	4,040	0.00	27,564	0.00	27,564	0.00	4,219	0.00
MISSOURI WINE AND GRAPE FUND	16,076	0.00	18,514	0.00	18,514	0.00	18,194	0.00
PART C EARLY INTERVENTION FUND	0	0.00	150	0.00	150	0.00	212	0.00
ACCESS MO FINANCIAL ASSISTANCE	492	0.00	929	0.00	929	0.00	865	0.00
HIGHWAY PATROL EXPENSE FUND	0	0.00	0	0.00	0	0.00	149	0.00
GEOLOGIC RESOURCES FUND	1,735	0.00	1,827	0.00	1,827	0.00	1,982	0.00
BOARD OF PI&PI FIRE EXAMINERS	459	0.00	1,548	0.00	1,548	0.00	407	0.00
MO EXPLOSIVES SAFETY ACT ADMIN	942	0.00	1,015	0.00	1,015	0.00	1,040	0.00
REBUILD DAMAGED INFRASTR FUND	147	0.00	206	0.00	206	0.00	0	0.00
MARITAL & FAMILY THERAPISTS	0	0.00	307	0.00	307	0.00	0	0.00
FIRE EDUCATION FUND	1,566	0.00	1,657	0.00	1,657	0.00	1,829	0.00
CHILD LABOR ENFORCEMENT	143	0.00	0	0.00	0	0.00	0	0.00
INMATE INCAR REIMB ACT REVOLV	5,890	0.00	4,842	0.00	4,842	0.00	3,668	0.00
INVESTOR EDUC & PROTECTION	5,282	0.00	4,427	0.00	4,427	0.00	11,474	0.00
RESPIRATORY CARE PRACTITIONERS	1,109	0.00	330	0.00	330	0.00	281	0.00
STATE TRANSPORT ASSIST REVOLV	596	0.00	582	0.00	582	0.00	526	0.00
CRIM JUSTICE NETWORK/TECH REVO	8,242	0.00	9,516	0.00	9,516	0.00	11,466	0.00
MO OFFICE-PROSECUTION SERVICES	369	0.00	335	0.00	335	0.00	384	0.00
MO BRD OCCUPATIONAL THERAPY	1,032	0.00	356	0.00	356	0.00	354	0.00
DOM RELATIONS RESOLUTION-JUD	1,950	0.00	2,201	0.00	2,201	0.00	2,148	0.00
CORR SUBSTANCE ABUSE EARNINGS	552	0.00	377	0.00	377	0.00	325	0.00
MO WINE MARKETING/RESEARCH DEV	277	0.00	325	0.00	325	0.00	277	0.00
DIETITIAN	0	0.00	272	0.00	272	0.00	0	0.00
EARLY CHILDHOOD DEV EDU/CARE	326,220	0.00	363,257	0.00	363,257	0.00	359,468	0.00

1/16/18 14:06

im_disummary

OA REPORT 9 FY 2019 GOVERNOR REC

DECISION ITEM SUMMARY

Budget Unit									
Decision Item	FY 2017	FY 2017	FY 2018	FY 2018	FY 2019	FY 2019	FY 2019	FY 2019	FY 2019
Budget Object Summary	ACTUAL	ACTUAL	BUDGET	BUDGET	DEPT REQ	DEPT REQ	GOV REC	GOV REC	GOV REC
Fund	DOLLAR	FTE	DOLLAR	FTE	DOLLAR	FTE	DOLLAR	FTE	DOLLAR
CENTRAL SVS ALLOCATION TRANSFER									
CORE									
FUND TRANSFERS									
MODEX	6,666	0.00	7,706	0.00	7,706	0.00	7,128	0.00	0.00
ACUPUNCTURIST	117	0.00	0	0.00	0	0.00	0	0.00	0.00
TATTOO	1,358	0.00	799	0.00	799	0.00	1,876	0.00	0.00
MASSAGE THERAPY	4,560	0.00	1,062	0.00	1,062	0.00	3,223	0.00	0.00
PREMIUM	132,682	0.00	155,844	0.00	155,844	0.00	152,130	0.00	0.00
AGRIMISSOURI	0	0.00	0	0.00	0	0.00	812	0.00	0.00
DRY-CLEANING ENVIRL RESP TRUST	1,369	0.00	1,421	0.00	1,421	0.00	0	0.00	0.00
CHILDHOOD LEAD TESTING	251	0.00	260	0.00	260	0.00	221	0.00	0.00
NATIONAL GUARD TRUST	0	0.00	0	0.00	0	0.00	122	0.00	0.00
AGRICULTURE DEVELOPMENT	0	0.00	0	0.00	0	0.00	1,028	0.00	0.00
MINED LAND RECLAMATION	3,842	0.00	4,479	0.00	4,479	0.00	5,349	0.00	0.00
MENTAL HEALTH TRUST	551	0.00	394	0.00	394	0.00	576	0.00	0.00
ENERGY FUTURES FUND	3,493	0.00	3,184	0.00	3,184	0.00	2,645	0.00	0.00
CIG FIRE SAFE & FIREFIGHTER PR	0	0.00	133	0.00	133	0.00	994	0.00	0.00
SPECIAL EMPLOYMENT SECURITY	71,343	0.00	55,412	0.00	55,412	0.00	21,338	0.00	0.00
CHILD SPECIAL HLTH CARE NEEDS	0	0.00	116	0.00	116	0.00	167	0.00	0.00
AVIATION TRUST FUND	47,578	0.00	51,535	0.00	51,535	0.00	43,138	0.00	0.00
UNEMPLOYMENT AUTOMATION	1,513	0.00	1,296	0.00	1,296	0.00	936	0.00	0.00
AGRICULTURE PROTECTION	82,627	0.00	94,941	0.00	94,941	0.00	95,043	0.00	0.00
MINE INSPECTION	565	0.00	695	0.00	695	0.00	653	0.00	0.00
RECOVERY AUDIT AND COMPLIANCE	4,647	0.00	2,395	0.00	2,395	0.00	0	0.00	0.00
MEDICAID PROVIDER ENROLLMENT	0	0.00	1,716	0.00	1,716	0.00	2,005	0.00	0.00
TOTAL - TRF	7,709,058	0.00	9,011,170	0.00	9,011,170	0.00	9,011,170	0.00	0.00
TOTAL	7,709,058	0.00	9,011,170	0.00	9,011,170	0.00	9,011,170	0.00	0.00
FY19 CSCAP NDI - 1300021									
FUND TRANSFERS									
PHARMACY REBATES	0	0.00	0	0.00	0	0.00	369,407	0.00	0.00

OA REPORT 9 FY 2019 GOVERNOR REC

DECISION ITEM SUMMARY

Budget Unit								
Decision Item	FY 2017	FY 2017	FY 2018	FY 2018	FY 2019	FY 2019	FY 2019	FY 2019
Budget Object Summary	ACTUAL	ACTUAL	BUDGET	BUDGET	DEPT REQ	DEPT REQ	GOV REC	GOV REC
Fund	DOLLAR	FTE	DOLLAR	FTE	DOLLAR	FTE	DOLLAR	FTE
CENTRAL SVS ALLOCATION TRANSFER								
FY19 CSCAP NDI - 1300021								
FUND TRANSFERS								
HEALTHY FAMILIES TRUST	0	0.00	0	0.00	0	0.00	514,028	0.00
TOTAL - TRF	0	0.00	0	0.00	0	0.00	883,435	0.00
TOTAL	0	0.00	0	0.00	0	0.00	883,435	0.00
GRAND TOTAL	\$7,709,058	0.00	\$9,011,170	0.00	\$9,011,170	0.00	\$9,894,605	0.00

CORE DECISION ITEM

Department: Office of Administration	Budget Unit <u>32605</u>
Division: Administrative Disbursements	
Core: Central Services Cost Allocation Plan	HB Section <u>05.260</u>

1. CORE FINANCIAL SUMMARY

	FY 2019 Budget Request						FY 2019 Governor's Recommendation				
	GR	Federal	Other	Total	E		GR	Federal	Other	Total	E
PS	0	0	0	0	0	PS	0	0	0	0	
EE	0	0	0	0	0	EE	0	0	0	0	
PSD	0	0	0	0	0	PSD	0	0	0	0	
TRF	0	0	9,011,170	9,011,170		TRF	0	0	9,011,170	9,011,170	
Total	0	0	9,011,170	9,011,170		Total	0	0	9,011,170	9,011,170	
FTE	0.00	0.00	0.00	0.00		FTE	0.00	0.00	0.00	0.00	

Est. Fringe	0	0	0	0
--------------------	---	---	---	---

Note: Fringes budgeted in House Bill 5 except for certain fringes budgeted directly to MoDOT, Highway Patrol, and Conservation.

Est. Fringe	0	0	0	0
--------------------	---	---	---	---

Note: Fringes budgeted in House Bill 5 except for certain fringes budgeted directly to MoDOT, Highway Patrol, and Conservation.

Other Funds: Various state funds excluding federal and constitutional funds

Other Funds: Various state funds excluding federal and constitutional funds

2. CORE DESCRIPTION

An accepted accounting practice, allocations recover costs for services provided to other entities. For instance, the federal government allows the State of Missouri to recover overhead costs for federal programs through a Statewide Cost Allocation Plan (SWCAP).

Using standard accepted accounting methods, the Central Services Cost Allocation Plan (CSCAP) recovers the costs of providing services to various state funds including those provided by the Office of Administration, the Department of Revenue, the Governor's Office, the Lieutenant Governor's Office, the Secretary of State's Office, the State Auditor's Office, the Attorney General's Office, the General Assembly, and the Capitol Police. To determine a fund's participation eligibility, the Office of Administration systematically analyzes relevant constitutional provisions, statutory language, fund revenue sources, and other appropriate considerations.

3. PROGRAM LISTING (list programs included in this core funding)

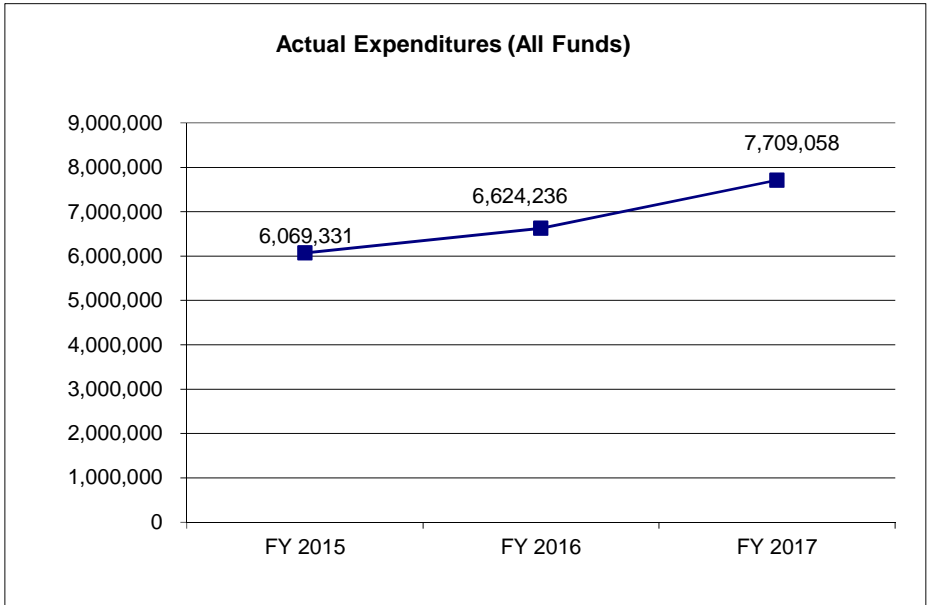
N/A

CORE DECISION ITEM

Department: Office of Administration	Budget Unit <u>32605</u>
Division: Administrative Disbursements	
Core: Central Services Cost Allocation Plan	HB Section <u>05.260</u>

4. FINANCIAL HISTORY

	FY 2015 Actual	FY 2016 Actual	FY 2017 Actual	FY 2018 Current Yr.
Appropriation (All Funds)	7,376,745	6,989,497	7,725,471	9,011,170
Less Reverted (All Funds)	0	0	0	N/A
Less Restricted (All Funds)*	0	0	0	N/A
Budget Authority (All Funds)	7,376,745	6,989,497	7,725,471	9,011,170
Actual Expenditures (All Funds)	6,069,331	6,624,236	7,709,058	N/A
Unexpended (All Funds)	1,307,414	365,261	16,413	N/A
Unexpended, by Fund:				
General Revenue	0	0	0	N/A
Federal	0	0	0	N/A
Other	1,307,414	365,261	16,413	N/A



Reverted includes the statutory three-percent reserve amount (when applicable).

Restricted includes any Governor's Expenditure Restrictions which remained at the end of the fiscal year (when applicable).

NOTES:

CORE RECONCILIATION DETAIL

**STATE
CENTRAL SVS ALLOCATION TRNSFER**

5. CORE RECONCILIATION DETAIL

	Budget Class	FTE	GR	Federal	Other	Total	Explanation
TAFP AFTER VETOES							
	TRF	0.00	0	0	9,011,170	9,011,170	
	Total	0.00	0	0	9,011,170	9,011,170	
DEPARTMENT CORE REQUEST							
	TRF	0.00	0	0	9,011,170	9,011,170	
	Total	0.00	0	0	9,011,170	9,011,170	
GOVERNOR'S ADDITIONAL CORE ADJUSTMENTS							
Core Reallocation	1871 T011 TRF	0.00	0	0	812	812	
Core Reallocation	1871 T032 TRF	0.00	0	0	(39)	(39)	
Core Reallocation	1871 T035 TRF	0.00	0	0	2,181	2,181	
Core Reallocation	1871 T039 TRF	0.00	0	0	170,126	170,126	
Core Reallocation	1871 T043 TRF	0.00	0	0	11,713	11,713	
Core Reallocation	1871 T044 TRF	0.00	0	0	(320)	(320)	
Core Reallocation	1871 T049 TRF	0.00	0	0	(64)	(64)	
Core Reallocation	1871 T074 TRF	0.00	0	0	(352)	(352)	
Core Reallocation	1871 T079 TRF	0.00	0	0	(62)	(62)	
Core Reallocation	1871 T135 TRF	0.00	0	0	155	155	
Core Reallocation	1871 T136 TRF	0.00	0	0	25	25	
Core Reallocation	1871 T241 TRF	0.00	0	0	(360)	(360)	
Core Reallocation	1871 T277 TRF	0.00	0	0	(2,746)	(2,746)	
Core Reallocation	1871 T281 TRF	0.00	0	0	2,393	2,393	

CORE RECONCILIATION DETAIL

**STATE
CENTRAL SVS ALLOCATION TRNSFER**

5. CORE RECONCILIATION DETAIL

		Budget Class	FTE	GR	Federal	Other	Total	Explanation
GOVERNOR'S ADDITIONAL CORE ADJUSTMENTS								
Core Reallocation	1871 T282	TRF	0.00	0	0	289	289	
Core Reallocation	1871 T309	TRF	0.00	0	0	(1,080)	(1,080)	
Core Reallocation	1871 T345	TRF	0.00	0	0	(695)	(695)	
Core Reallocation	1871 T402	TRF	0.00	0	0	172	172	
Core Reallocation	1871 T425	TRF	0.00	0	0	298	298	
Core Reallocation	1871 T433	TRF	0.00	0	0	2,528	2,528	
Core Reallocation	1871 T435	TRF	0.00	0	0	2,820	2,820	
Core Reallocation	1871 T437	TRF	0.00	0	0	(1)	(1)	
Core Reallocation	1871 T493	TRF	0.00	0	0	550	550	
Core Reallocation	1871 T495	TRF	0.00	0	0	298	298	
Core Reallocation	1871 T496	TRF	0.00	0	0	488	488	
Core Reallocation	1871 T497	TRF	0.00	0	0	(508)	(508)	
Core Reallocation	1871 T498	TRF	0.00	0	0	(1,141)	(1,141)	
Core Reallocation	1871 T501	TRF	0.00	0	0	(539)	(539)	
Core Reallocation	1871 T551	TRF	0.00	0	0	861	861	
Core Reallocation	1871 T552	TRF	0.00	0	0	102	102	
Core Reallocation	1871 T574	TRF	0.00	0	0	(2,395)	(2,395)	
Core Reallocation	1871 T621	TRF	0.00	0	0	(42)	(42)	
Core Reallocation	1871 T627	TRF	0.00	0	0	(23,345)	(23,345)	
Core Reallocation	1871 T629	TRF	0.00	0	0	12,609	12,609	

CORE RECONCILIATION DETAIL

**STATE
CENTRAL SVS ALLOCATION TRNSFER**

5. CORE RECONCILIATION DETAIL

		Budget Class	FTE	GR	Federal	Other	Total	Explanation
GOVERNOR'S ADDITIONAL CORE ADJUSTMENTS								
Core Reallocation	1871 T643	TRF	0.00	0	0	53	53	
Core Reallocation	1871 T644	TRF	0.00	0	0	(607)	(607)	
Core Reallocation	1871 T646	TRF	0.00	0	0	62	62	
Core Reallocation	1871 T647	TRF	0.00	0	0	149	149	
Core Reallocation	1871 T652	TRF	0.00	0	0	67,940	67,940	
Core Reallocation	1871 T653	TRF	0.00	0	0	(37,837)	(37,837)	
Core Reallocation	1871 T655	TRF	0.00	0	0	56	56	
Core Reallocation	1871 T658	TRF	0.00	0	0	(9,415)	(9,415)	
Core Reallocation	1871 T662	TRF	0.00	0	0	(160)	(160)	
Core Reallocation	1871 T664	TRF	0.00	0	0	(133)	(133)	
Core Reallocation	1871 T665	TRF	0.00	0	0	(849)	(849)	
Core Reallocation	1871 T669	TRF	0.00	0	0	846	846	
Core Reallocation	1871 T671	TRF	0.00	0	0	23	23	
Core Reallocation	1871 T672	TRF	0.00	0	0	(1,013)	(1,013)	
Core Reallocation	1871 T673	TRF	0.00	0	0	3,190	3,190	
Core Reallocation	1871 T674	TRF	0.00	0	0	101	101	
Core Reallocation	1871 T675	TRF	0.00	0	0	639	639	
Core Reallocation	1871 T676	TRF	0.00	0	0	(189)	(189)	
Core Reallocation	1871 T678	TRF	0.00	0	0	(96)	(96)	
Core Reallocation	1871 T679	TRF	0.00	0	0	(10,987)	(10,987)	

CORE RECONCILIATION DETAIL

**STATE
CENTRAL SVS ALLOCATION TRNSFER**

5. CORE RECONCILIATION DETAIL

		Budget Class	FTE	GR	Federal	Other	Total	Explanation
GOVERNOR'S ADDITIONAL CORE ADJUSTMENTS								
Core Reallocation	1871 T680	TRF	0.00	0	0	(532)	(532)	
Core Reallocation	1871 T681	TRF	0.00	0	0	(1,535)	(1,535)	
Core Reallocation	1871 T682	TRF	0.00	0	0	1,579	1,579	
Core Reallocation	1871 T684	TRF	0.00	0	0	247	247	
Core Reallocation	1871 T685	TRF	0.00	0	0	(2,180)	(2,180)	
Core Reallocation	1871 T690	TRF	0.00	0	0	(1,173)	(1,173)	
Core Reallocation	1871 T691	TRF	0.00	0	0	(134)	(134)	
Core Reallocation	1871 T692	TRF	0.00	0	0	(25,933)	(25,933)	
Core Reallocation	1871 T693	TRF	0.00	0	0	(7,937)	(7,937)	
Core Reallocation	1871 T694	TRF	0.00	0	0	107	107	
Core Reallocation	1871 T695	TRF	0.00	0	0	902	902	
Core Reallocation	1871 T696	TRF	0.00	0	0	(2)	(2)	
Core Reallocation	1871 T697	TRF	0.00	0	0	4	4	
Core Reallocation	1871 T698	TRF	0.00	0	0	110	110	
Core Reallocation	1871 T699	TRF	0.00	0	0	(235)	(235)	
Core Reallocation	1871 T700	TRF	0.00	0	0	3,987	3,987	
Core Reallocation	1871 T701	TRF	0.00	0	0	(130)	(130)	
Core Reallocation	1871 T702	TRF	0.00	0	0	1,250	1,250	
Core Reallocation	1871 T703	TRF	0.00	0	0	61	61	
Core Reallocation	1871 T704	TRF	0.00	0	0	448	448	

CORE RECONCILIATION DETAIL

STATE
CENTRAL SVS ALLOCATION TRANSFER

5. CORE RECONCILIATION DETAIL

		Budget Class	FTE	GR	Federal	Other	Total	Explanation
GOVERNOR'S ADDITIONAL CORE ADJUSTMENTS								
Core Reallocation	1871 T705	TRF	0.00	0	0	3,500	3,500	
Core Reallocation	1871 T707	TRF	0.00	0	0	1,522	1,522	
Core Reallocation	1871 T708	TRF	0.00	0	0	(76)	(76)	
Core Reallocation	1871 T709	TRF	0.00	0	0	271	271	
Core Reallocation	1871 T710	TRF	0.00	0	0	(131)	(131)	
Core Reallocation	1871 T711	TRF	0.00	0	0	(87,586)	(87,586)	
Core Reallocation	1871 T723	TRF	0.00	0	0	3,217	3,217	
Core Reallocation	1871 T725	TRF	0.00	0	0	644	644	
Core Reallocation	1871 T726	TRF	0.00	0	0	8	8	
Core Reallocation	1871 T727	TRF	0.00	0	0	8,495	8,495	
Core Reallocation	1871 T728	TRF	0.00	0	0	(8,833)	(8,833)	
Core Reallocation	1871 T729	TRF	0.00	0	0	(2,795)	(2,795)	
Core Reallocation	1871 T730	TRF	0.00	0	0	(1,723)	(1,723)	
Core Reallocation	1871 T731	TRF	0.00	0	0	(4,144)	(4,144)	
Core Reallocation	1871 T732	TRF	0.00	0	0	20	20	
Core Reallocation	1871 T733	TRF	0.00	0	0	9,731	9,731	
Core Reallocation	1871 T734	TRF	0.00	0	0	4,125	4,125	
Core Reallocation	1871 T735	TRF	0.00	0	0	179	179	
Core Reallocation	1871 T736	TRF	0.00	0	0	209	209	
Core Reallocation	1871 T737	TRF	0.00	0	0	3,649	3,649	

CORE RECONCILIATION DETAIL

STATE
CENTRAL SVS ALLOCATION TRNSFER

5. CORE RECONCILIATION DETAIL

		Budget Class	FTE	GR	Federal	Other	Total	Explanation
GOVERNOR'S ADDITIONAL CORE ADJUSTMENTS								
Core Reallocation	1871 T740	TRF	0.00	0	0	27	27	
Core Reallocation	1871 T741	TRF	0.00	0	0	(159)	(159)	
Core Reallocation	1871 T743	TRF	0.00	0	0	333	333	
Core Reallocation	1871 T745	TRF	0.00	0	0	(5,564)	(5,564)	
Core Reallocation	1871 T747	TRF	0.00	0	0	(9)	(9)	
Core Reallocation	1871 T748	TRF	0.00	0	0	2,115	2,115	
Core Reallocation	1871 T749	TRF	0.00	0	0	(614)	(614)	
Core Reallocation	1871 T750	TRF	0.00	0	0	(1,515)	(1,515)	
Core Reallocation	1871 T751	TRF	0.00	0	0	(162)	(162)	
Core Reallocation	1871 T752	TRF	0.00	0	0	54	54	
Core Reallocation	1871 T753	TRF	0.00	0	0	1	1	
Core Reallocation	1871 T754	TRF	0.00	0	0	(76)	(76)	
Core Reallocation	1871 T755	TRF	0.00	0	0	(5,562)	(5,562)	
Core Reallocation	1871 T756	TRF	0.00	0	0	(14,458)	(14,458)	
Core Reallocation	1871 T759	TRF	0.00	0	0	(1,081)	(1,081)	
Core Reallocation	1871 T763	TRF	0.00	0	0	(492)	(492)	
Core Reallocation	1871 T765	TRF	0.00	0	0	(3,051)	(3,051)	
Core Reallocation	1871 T766	TRF	0.00	0	0	(822)	(822)	
Core Reallocation	1871 T767	TRF	0.00	0	0	4,129	4,129	
Core Reallocation	1871 T770	TRF	0.00	0	0	960	960	

CORE RECONCILIATION DETAIL

STATE
CENTRAL SVS ALLOCATION TRANSFER

5. CORE RECONCILIATION DETAIL

		Budget Class	FTE	GR	Federal	Other	Total	Explanation
GOVERNOR'S ADDITIONAL CORE ADJUSTMENTS								
Core Reallocation	1871 T773	TRF	0.00	0	0	919	919	
Core Reallocation	1871 T774	TRF	0.00	0	0	2,321	2,321	
Core Reallocation	1871 T776	TRF	0.00	0	0	(3,155)	(3,155)	
Core Reallocation	1871 T777	TRF	0.00	0	0	(12,261)	(12,261)	
Core Reallocation	1871 T778	TRF	0.00	0	0	33,283	33,283	
Core Reallocation	1871 T779	TRF	0.00	0	0	1,704	1,704	
Core Reallocation	1871 T780	TRF	0.00	0	0	(4,263)	(4,263)	
Core Reallocation	1871 T781	TRF	0.00	0	0	6,735	6,735	
Core Reallocation	1871 T782	TRF	0.00	0	0	31	31	
Core Reallocation	1871 T783	TRF	0.00	0	0	463	463	
Core Reallocation	1871 T784	TRF	0.00	0	0	(170)	(170)	
Core Reallocation	1871 T785	TRF	0.00	0	0	4,835	4,835	
Core Reallocation	1871 T786	TRF	0.00	0	0	(1,505)	(1,505)	
Core Reallocation	1871 T788	TRF	0.00	0	0	823	823	
Core Reallocation	1871 T789	TRF	0.00	0	0	(47,404)	(47,404)	
Core Reallocation	1871 T790	TRF	0.00	0	0	(119)	(119)	
Core Reallocation	1871 T791	TRF	0.00	0	0	3,938	3,938	
Core Reallocation	1871 T792	TRF	0.00	0	0	50	50	
Core Reallocation	1871 T793	TRF	0.00	0	0	1,628	1,628	
Core Reallocation	1871 T795	TRF	0.00	0	0	(3,415)	(3,415)	

CORE RECONCILIATION DETAIL

STATE
CENTRAL SVS ALLOCATION TRNSFER

5. CORE RECONCILIATION DETAIL

		Budget Class	FTE	GR	Federal	Other	Total	Explanation
GOVERNOR'S ADDITIONAL CORE ADJUSTMENTS								
Core Reallocation	1871 T796	TRF	0.00	0	0	2,244	2,244	
Core Reallocation	1871 T797	TRF	0.00	0	0	351	351	
Core Reallocation	1871 T799	TRF	0.00	0	0	455	455	
Core Reallocation	1871 T801	TRF	0.00	0	0	1,350	1,350	
Core Reallocation	1871 T802	TRF	0.00	0	0	265	265	
Core Reallocation	1871 T803	TRF	0.00	0	0	(156)	(156)	
Core Reallocation	1871 T804	TRF	0.00	0	0	7,005	7,005	
Core Reallocation	1871 T805	TRF	0.00	0	0	(454)	(454)	
Core Reallocation	1871 T806	TRF	0.00	0	0	(7,442)	(7,442)	
Core Reallocation	1871 T807	TRF	0.00	0	0	(1,522)	(1,522)	
Core Reallocation	1871 T808	TRF	0.00	0	0	(4,149)	(4,149)	
Core Reallocation	1871 T809	TRF	0.00	0	0	(1,009)	(1,009)	
Core Reallocation	1871 T813	TRF	0.00	0	0	97	97	
Core Reallocation	1871 T815	TRF	0.00	0	0	217	217	
Core Reallocation	1871 T816	TRF	0.00	0	0	905	905	
Core Reallocation	1871 T817	TRF	0.00	0	0	58	58	
Core Reallocation	1871 T818	TRF	0.00	0	0	923	923	
Core Reallocation	1871 T820	TRF	0.00	0	0	348	348	
Core Reallocation	1871 T823	TRF	0.00	0	0	(307)	(307)	
Core Reallocation	1871 T827	TRF	0.00	0	0	(1,174)	(1,174)	

CORE RECONCILIATION DETAIL

**STATE
CENTRAL SVS ALLOCATION TRNSFER**

5. CORE RECONCILIATION DETAIL

		Budget Class	FTE	GR	Federal	Other	Total	Explanation
GOVERNOR'S ADDITIONAL CORE ADJUSTMENTS								
Core Reallocation	1871 T828	TRF	0.00	0	0	7,047	7,047	
Core Reallocation	1871 T831	TRF	0.00	0	0	(49)	(49)	
Core Reallocation	1871 T837	TRF	0.00	0	0	(56)	(56)	
Core Reallocation	1871 T838	TRF	0.00	0	0	1,950	1,950	
Core Reallocation	1871 T839	TRF	0.00	0	0	49	49	
Core Reallocation	1871 T840	TRF	0.00	0	0	(2)	(2)	
Core Reallocation	1871 T844	TRF	0.00	0	0	(53)	(53)	
Core Reallocation	1871 T845	TRF	0.00	0	0	(52)	(52)	
Core Reallocation	1871 T846	TRF	0.00	0	0	(48)	(48)	
Core Reallocation	1871 T848	TRF	0.00	0	0	(272)	(272)	
Core Reallocation	1871 T850	TRF	0.00	0	0	(3,789)	(3,789)	
Core Reallocation	1871 T856	TRF	0.00	0	0	2,161	2,161	
Core Reallocation	1871 T857	TRF	0.00	0	0	(3,714)	(3,714)	
Core Reallocation	1871 T864	TRF	0.00	0	0	(1,421)	(1,421)	
Core Reallocation	1871 T865	TRF	0.00	0	0	122	122	
Core Reallocation	1871 T866	TRF	0.00	0	0	1,028	1,028	
Core Reallocation	1871 T868	TRF	0.00	0	0	870	870	
Core Reallocation	1871 T872	TRF	0.00	0	0	182	182	
Core Reallocation	1871 T875	TRF	0.00	0	0	(34,074)	(34,074)	
Core Reallocation	1871 T876	TRF	0.00	0	0	51	51	

CORE RECONCILIATION DETAIL

**STATE
CENTRAL SVS ALLOCATION TRNSFER**

5. CORE RECONCILIATION DETAIL

		Budget Class	FTE	GR	Federal	Other	Total	Explanation
GOVERNOR'S ADDITIONAL CORE ADJUSTMENTS								
Core Reallocation	1871 T878	TRF	0.00	0	0	(8,397)	(8,397)	
Core Reallocation	1871 T913	TRF	0.00	0	0	(255)	(255)	
Core Reallocation	1871 T914	TRF	0.00	0	0	(34)	(34)	
Core Reallocation	1871 T915	TRF	0.00	0	0	(206)	(206)	
Core Reallocation	1871 T920	TRF	0.00	0	0	(578)	(578)	
Core Reallocation	1871 T930	TRF	0.00	0	0	(3,425)	(3,425)	
Core Reallocation	1871 T965	TRF	0.00	0	0	(278)	(278)	
Core Reallocation	1871 T966	TRF	0.00	0	0	(354)	(354)	
Core Reallocation	1871 T969	TRF	0.00	0	0	1,077	1,077	
Core Reallocation	1871 T006	TRF	0.00	0	0	333	333	
NET GOVERNOR CHANGES			0.00	0	0	0	0	
GOVERNOR'S RECOMMENDED CORE								
		TRF	0.00	0	0	9,011,170	9,011,170	
Total			0.00	0	0	9,011,170	9,011,170	

OA REPORT 10 FY 2019 GOVERNOR REC

DECISION ITEM DETAIL

Budget Unit	FY 2017	FY 2017	FY 2018	FY 2018	FY 2019	FY 2019	FY 2019	FY 2019
Decision Item	ACTUAL	ACTUAL	BUDGET	BUDGET	DEPT REQ	DEPT REQ	GOV REC	GOV REC
Budget Object Class	DOLLAR	FTE	DOLLAR	FTE	DOLLAR	FTE	DOLLAR	FTE
CENTRAL SVS ALLOCATION TRANSFER								
CORE								
TRANSFERS OUT	7,709,058	0.00	9,011,170	0.00	9,011,170	0.00	9,011,170	0.00
TOTAL - TRF	7,709,058	0.00	9,011,170	0.00	9,011,170	0.00	9,011,170	0.00
GRAND TOTAL	\$7,709,058	0.00	\$9,011,170	0.00	\$9,011,170	0.00	\$9,011,170	0.00
GENERAL REVENUE	\$0	0.00	\$0	0.00	\$0	0.00	\$0	0.00
FEDERAL FUNDS	\$0	0.00	\$0	0.00	\$0	0.00	\$0	0.00
OTHER FUNDS	\$7,709,058	0.00	\$9,011,170	0.00	\$9,011,170	0.00	\$9,011,170	0.00

NEW DECISION ITEM

RANK: 5

Department: Office of Administration	Budget Unit <u>32605</u>
Division: Administrative Disbursements	
DI Name: Central Services Cost Allocation Plan DI# 1300021	HB Section <u>5.260</u>

1. AMOUNT OF REQUEST

	FY 2019 Budget Request				E
	GR	Federal	Other	Total	
PS	0	0	0	0	
EE	0	0	0	0	
PSD	0	0	0	0	
TRF	0	0	0	0	
Total	0	0	0	0	
FTE	0.00	0.00	0.00	0.00	

	FY 2019 Governor's Recommendation				E
	GR	Federal	Other	Total	
PS	0	0	0	0	
EE	0	0	0	0	
PSD	0	0	0	0	
TRF	0	0	883,435	883,435	
Total	0	0	883,435	883,435	
FTE	0.00	0.00	0.00	0.00	

Est. Fringe	0	0	0	0
--------------------	---	---	---	---

Note: Fringes budgeted in House Bill 5 except for certain fringes budgeted directly to MoDOT, Highway Patrol, and Conservation.

Est. Fringe	0	0	0	0
--------------------	---	---	---	---

Note: Fringes budgeted in House Bill 5 except for certain fringes budgeted directly to MoDOT, Highway Patrol, and Conservation.

Other Funds:

Other Funds:

2. THIS REQUEST CAN BE CATEGORIZED AS:

<input type="checkbox"/> New Legislation	<input type="checkbox"/> New Program	<input type="checkbox"/> Fund Switch
<input type="checkbox"/> Federal Mandate	<input type="checkbox"/> Program Expansion	<input checked="" type="checkbox"/> Cost to Continue
<input type="checkbox"/> GR Pick-Up	<input type="checkbox"/> Space Request	<input type="checkbox"/> Equipment Replacement
<input type="checkbox"/> Pay Plan	<input type="checkbox"/> Other: _____	

3. WHY IS THIS FUNDING NEEDED? PROVIDE AN EXPLANATION FOR ITEMS CHECKED IN #2. INCLUDE THE FEDERAL OR STATE STATUTORY OR CONSTITUTIONAL AUTHORIZATION FOR THIS PROGRAM.

An accepted accounting practice, allocations recover costs for services provided to other entities. For instance, the Federal government allows the State of Missouri to recover overhead costs for Federal programs through a Statewide Cost Allocation Plan (SWCAP).

Using standard accepted accounting methods, the Central Services Cost Allocation Plan (CSCAP) recovers the costs of providing services to various state funds including those provided by the Office of Administration, the Department of Revenue, the Governor's Office, the Lieutenant Governor's Office, the Secretary of State's Office, the State Auditor's Office, the Attorney General's Office, the General Assembly, and the Capitol Police. To determine a fund's participation eligibility, the Office of Administration systematically analyzes relevant constitutional provisions, statutory language, fund revenue sources, and other appropriate considerations.

NEW DECISION ITEM

RANK: 5

Department: Office of Administration	Budget Unit <u>32605</u>
Division: Administrative Disbursements	
DI Name: Central Services Cost Allocation Plan DI# 1300021	HB Section <u>5.260</u>

4. DESCRIBE THE DETAILED ASSUMPTIONS USED TO DERIVE THE SPECIFIC REQUESTED AMOUNT. (How did you determine that the requested number of FTE were appropriate? From what source or standard did you derive the requested levels of funding? Were alternatives such as outsourcing or automation considered? If based on new legislation, does request tie to TAFP fiscal note? If not, explain why. Detail which portions of the request are one-times and how those amounts were calculated.)

Costs are allocated based on how funds create work for the agencies in the allocation pool. Based on actual activity in FY 2017, those allocations exceed core CSCAP funding

5. BREAK DOWN THE REQUEST BY BUDGET OBJECT CLASS, JOB CLASS, AND FUND SOURCE. IDENTIFY ONE-TIME COSTS.

Budget Object Class/Job Class	Dept Req	Dept Req	Dept Req	Dept Req	Dept Req	Dept Req	Dept Req	Dept Req	Dept Req	Dept Req	E
	GR	GR	FED	FED	OTHER	OTHER	TOTAL	TOTAL	One-Time		
	DOLLARS	FTE	DOLLARS	FTE	DOLLARS	FTE	DOLLARS	FTE	DOLLARS		
							0				
							0	0.0			
Total PS	<u>0</u>	<u>0.0</u>	<u>0</u>	<u>0.0</u>	<u>0</u>	<u>0.0</u>	<u>0</u>	<u>0.0</u>	<u>0</u>		
							0				
							0				
Total EE	<u>0</u>		<u>0</u>		<u>0</u>		<u>0</u>		<u>0</u>		
Program Distributions							0				
Total PSD	<u>0</u>		<u>0</u>		<u>0</u>		<u>0</u>		<u>0</u>		
Transfers							0				
Total TRF	<u>0</u>		<u>0</u>		<u>0</u>		<u>0</u>		<u>0</u>		
Grand Total	<u>0</u>	<u>0.0</u>	<u>0</u>	<u>0.0</u>	<u>0</u>	<u>0.0</u>	<u>0</u>	<u>0.0</u>	<u>0</u>		

NEW DECISION ITEM

RANK: 5

Department: Office of Administration		Budget Unit <u>32605</u>								
Division: Administrative Disbursements		HB Section <u>5.260</u>								
DI Name: Central Services Cost Allocation Plan DI# 1300021										
Budget Object Class/Job Class	Gov Rec GR DOLLARS	Gov Rec GR FTE	Gov Rec FED DOLLARS	Gov Rec FED FTE	Gov Rec OTHER DOLLARS	Gov Rec OTHER FTE	Gov Rec TOTAL DOLLARS	Gov Rec TOTAL FTE	Gov Rec One-Time DOLLARS	E
							0			
							0	0.0		
Total PS	<u>0</u>	<u>0.0</u>	<u>0</u>	<u>0.0</u>	<u>0</u>	<u>0.0</u>	<u>0</u>	<u>0.0</u>	<u>0</u>	
							0			
							0			
							0			
Total EE	<u>0</u>		<u>0</u>		<u>0</u>		<u>0</u>		<u>0</u>	
Program Distributions							0			
Total PSD	<u>0</u>		<u>0</u>		<u>0</u>		<u>0</u>		<u>0</u>	
Transfers					883,435		883,435			
Total TRF	<u>0</u>		<u>0</u>		<u>883,435</u>		<u>883,435</u>		<u>0</u>	
Grand Total	<u>0</u>	<u>0.0</u>	<u>0</u>	<u>0.0</u>	<u>883,435</u>	<u>0.0</u>	<u>883,435</u>	<u>0.0</u>	<u>0</u>	

NEW DECISION ITEM

RANK: 5

Department: Office of Administration	Budget Unit <u>32605</u>
Division: Administrative Disbursements	
DI Name: Central Services Cost Allocation Plan DI# 1300021	HB Section <u>5.260</u>

6. PERFORMANCE MEASURES (If new decision item has an associated core, separately identify projected performance with & without additional funding.)

6a. Provide an effectiveness measure. N/A	6b. Provide an efficiency measure. N/A
6c. Provide the number of clients/individuals served, if applicable. N/A	6d. Provide a customer satisfaction measure, if available. N/A

7. STRATEGIES TO ACHIEVE THE PERFORMANCE MEASUREMENT TARGETS:

N/A

OA REPORT 10 FY 2019 GOVERNOR REC

DECISION ITEM DETAIL

Budget Unit	FY 2017	FY 2017	FY 2018	FY 2018	FY 2019	FY 2019	FY 2019	FY 2019
Decision Item	ACTUAL	ACTUAL	BUDGET	BUDGET	DEPT REQ	DEPT REQ	GOV REC	GOV REC
Budget Object Class	DOLLAR	FTE	DOLLAR	FTE	DOLLAR	FTE	DOLLAR	FTE
CENTRAL SVS ALLOCATION TRANSFER								
FY19 CSCAP NDI - 1300021								
TRANSFERS OUT	0	0.00	0	0.00	0	0.00	883,435	0.00
TOTAL - TRF	0	0.00	0	0.00	0	0.00	883,435	0.00
GRAND TOTAL	\$0	0.00	\$0	0.00	\$0	0.00	\$883,435	0.00
GENERAL REVENUE	\$0	0.00	\$0	0.00	\$0	0.00	\$0	0.00
FEDERAL FUNDS	\$0	0.00	\$0	0.00	\$0	0.00	\$0	0.00
OTHER FUNDS	\$0	0.00	\$0	0.00	\$0	0.00	\$883,435	0.00

OA REPORT 9 FY 2019 GOVERNOR REC

DECISION ITEM SUMMARY

Budget Unit								
Decision Item	FY 2017	FY 2017	FY 2018	FY 2018	FY 2019	FY 2019	FY 2019	FY 2019
Budget Object Summary	ACTUAL	ACTUAL	BUDGET	BUDGET	DEPT REQ	DEPT REQ	GOV REC	GOV REC
Fund	DOLLAR	FTE	DOLLAR	FTE	DOLLAR	FTE	DOLLAR	FTE
STATEWIDE DUES								
CORE								
EXPENSE & EQUIPMENT								
GENERAL REVENUE	222,000	0.00	231,000	0.00	231,000	0.00	130,200	0.00
TOTAL - EE	222,000	0.00	231,000	0.00	231,000	0.00	130,200	0.00
TOTAL	222,000	0.00	231,000	0.00	231,000	0.00	130,200	0.00
GRAND TOTAL	\$222,000	0.00	\$231,000	0.00	\$231,000	0.00	\$130,200	0.00

CORE DECISION ITEM

Department	Office of Administration	Budget Unit	32606C
Division	Commissioners Office		
Core	Statewide Dues Allocation	HB Section	5.265

1. CORE FINANCIAL SUMMARY

	FY 2019 Budget Request						FY 2019 Governor's Recommendation				
	GR	Federal	Other	Total	E		GR	Federal	Other	Total	E
PS	0	0	0	0	0	PS	0	0	0	0	
EE	231,000	0	0	231,000		EE	130,200	0	0	130,200	
PSD	0	0	0	0		PSD	0	0	0	0	
TRF	0	0	0	0		TRF	0	0	0	0	
Total	231,000	0	0	231,000		Total	130,200	0	0	130,200	
FTE	0.00	0.00	0.00	0.00		FTE	0.00	0.00	0.00	0.00	

Est. Fringe	0	0	0	0
--------------------	---	---	---	---

Note: Fringes budgeted in House Bill 5 except for certain fringes budgeted directly to MoDOT, Highway Patrol, and Conservation.

Est. Fringe	0	0	0	0
--------------------	---	---	---	---

Note: Fringes budgeted in House Bill 5 except for certain fringes budgeted directly to MoDOT, Highway Patrol, and Conservation.

Other Funds:

Other Funds:

2. CORE DESCRIPTION

To fund association dues for the Council of State Governments.

3. PROGRAM LISTING (list programs included in this core funding)

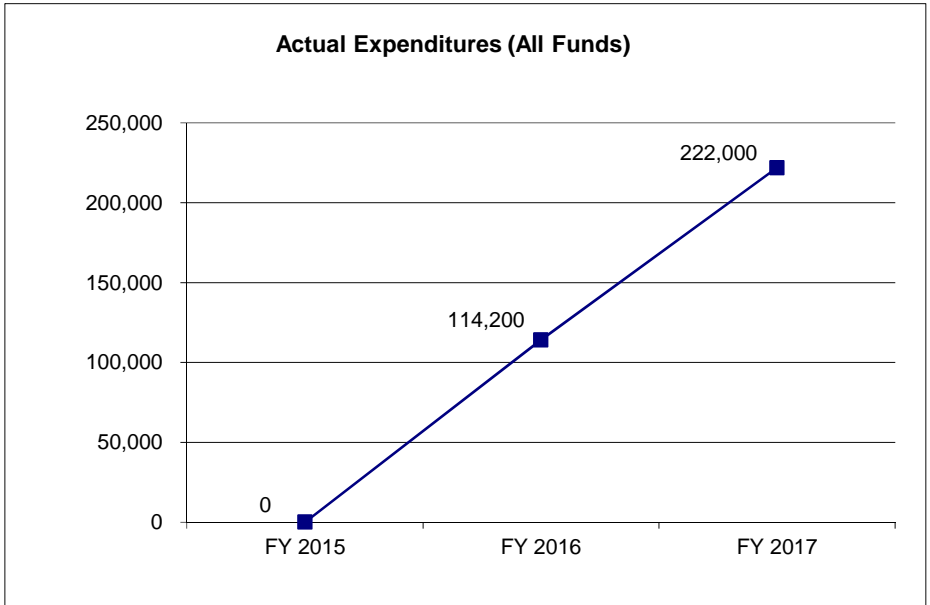
N/A

CORE DECISION ITEM

Department	Office of Administration	Budget Unit	32606C
Division	Commissioners Office		
Core	Statewide Dues Allocation	HB Section	5.265

4. FINANCIAL HISTORY

	FY 2015 Actual	FY 2016 Actual	FY 2017 Actual	FY 2018 Current Yr.
Appropriation (All Funds)	0	114,200	231,000	231,000
Less Reverted (All Funds)	0	0	0	0
Less Restricted (All Funds)*	0	0	0	(9,000)
Budget Authority (All Funds)	0	114,200	231,000	222,000
Actual Expenditures (All Funds)	0	114,200	222,000	N/A
Unexpended (All Funds)	0	0	9,000	N/A
Unexpended, by Fund:				
General Revenue	0	0	9,000	N/A
Federal	0	0	0	N/A
Other	0	0	0	N/A



*Restricted amount is as of 09/01/2017.

Reverted includes the statutory three-percent reserve amount (when applicable).

Restricted includes any Governor's Expenditure Restrictions which remained at the end of the fiscal year (when applicable).

NOTES:

CORE RECONCILIATION DETAIL

STATE
STATEWIDE DUES

5. CORE RECONCILIATION DETAIL

	Budget Class	FTE	GR	Federal	Other	Total	Explanation
TAFP AFTER VETOES							
	EE	0.00	231,000	0	0	231,000	
	Total	0.00	231,000	0	0	231,000	
DEPARTMENT CORE REQUEST							
	EE	0.00	231,000	0	0	231,000	
	Total	0.00	231,000	0	0	231,000	
GOVERNOR'S ADDITIONAL CORE ADJUSTMENTS							
Core Reduction	1873 9241	EE	0.00	(100,800)	0	0	(100,800)
	NET GOVERNOR CHANGES		0.00	(100,800)	0	0	(100,800)
GOVERNOR'S RECOMMENDED CORE							
	EE	0.00	130,200	0	0	130,200	
	Total	0.00	130,200	0	0	130,200	

OA REPORT 10 FY 2019 GOVERNOR REC

DECISION ITEM DETAIL

Budget Unit	FY 2017	FY 2017	FY 2018	FY 2018	FY 2019	FY 2019	FY 2019	FY 2019
Decision Item	ACTUAL	ACTUAL	BUDGET	BUDGET	DEPT REQ	DEPT REQ	GOV REC	GOV REC
Budget Object Class	DOLLAR	FTE	DOLLAR	FTE	DOLLAR	FTE	DOLLAR	FTE
STATEWIDE DUES								
CORE								
PROFESSIONAL DEVELOPMENT	222,000	0.00	231,000	0.00	231,000	0.00	130,200	0.00
TOTAL - EE	222,000	0.00	231,000	0.00	231,000	0.00	130,200	0.00
GRAND TOTAL	\$222,000	0.00	\$231,000	0.00	\$231,000	0.00	\$130,200	0.00
GENERAL REVENUE	\$222,000	0.00	\$231,000	0.00	\$231,000	0.00	\$130,200	0.00
FEDERAL FUNDS	\$0	0.00	\$0	0.00	\$0	0.00	\$0	0.00
OTHER FUNDS	\$0	0.00	\$0	0.00	\$0	0.00	\$0	0.00

OA REPORT 9 FY 2019 GOVERNOR REC

DECISION ITEM SUMMARY

Budget Unit								
Decision Item	FY 2017	FY 2017	FY 2018	FY 2018	FY 2019	FY 2019	FY 2019	FY 2019
Budget Object Summary	ACTUAL	ACTUAL	BUDGET	BUDGET	DEPT REQ	DEPT REQ	GOV REC	GOV REC
Fund	DOLLAR	FTE	DOLLAR	FTE	DOLLAR	FTE	DOLLAR	FTE
FLOOD CONTROL								
CORE								
PROGRAM-SPECIFIC								
OA-FEDERAL AND OTHER	39,714	0.00	1,800,000	0.00	1,800,000	0.00	1,800,000	0.00
TOTAL - PD	39,714	0.00	1,800,000	0.00	1,800,000	0.00	1,800,000	0.00
TOTAL	39,714	0.00	1,800,000	0.00	1,800,000	0.00	1,800,000	0.00
GRAND TOTAL	\$39,714	0.00	\$1,800,000	0.00	\$1,800,000	0.00	\$1,800,000	0.00

CORE DECISION ITEM

Department	Office of Administration	Budget Unit	32319
Division	Administrative Disbursements		
Core -	Flood Control Leases	HB Section	5.275

1. CORE FINANCIAL SUMMARY

	FY 2019 Budget Request						FY 2019 Governor's Recommendation				
	GR	Federal	Other	Total	E		GR	Federal	Other	Total	E
PS	0	0	0	0	0	PS	0	0	0	0	
EE	0	0	0	0	0	EE	0	0	0	0	
PSD	0	1,800,000	0	1,800,000		PSD	0	1,800,000	0	1,800,000	
TRF	0	0	0	0		TRF	0	0	0	0	
Total	0	1,800,000	0	1,800,000		Total	0	1,800,000	0	1,800,000	
FTE	0.00	0.00	0.00	0.00		FTE	0.00	0.00	0.00	0.00	

Est. Fringe	0	0	0	0
--------------------	---	---	---	---

Note: Fringes budgeted in House Bill 5 except for certain fringes budgeted directly to MoDOT, Highway Patrol, and Conservation.

Est. Fringe	0	0	0	0
--------------------	---	---	---	---

Note: Fringes budgeted in House Bill 5 except for certain fringes budgeted directly to MoDOT, Highway Patrol, and Conservation.

Other Funds:

Other Funds:

2. CORE DESCRIPTION

Flood Control Program: The Department of Defense/US Army Corps of Engineers disburses 75% of funds received from lands acquired for Flood Control, Navigation, and Allied Purposes to compensate local taxing units for the loss of taxes from federally acquired lands. Counties receiving the funds expend the money for the benefit of public schools and public roads in the county.

3. PROGRAM LISTING (list programs included in this core funding)

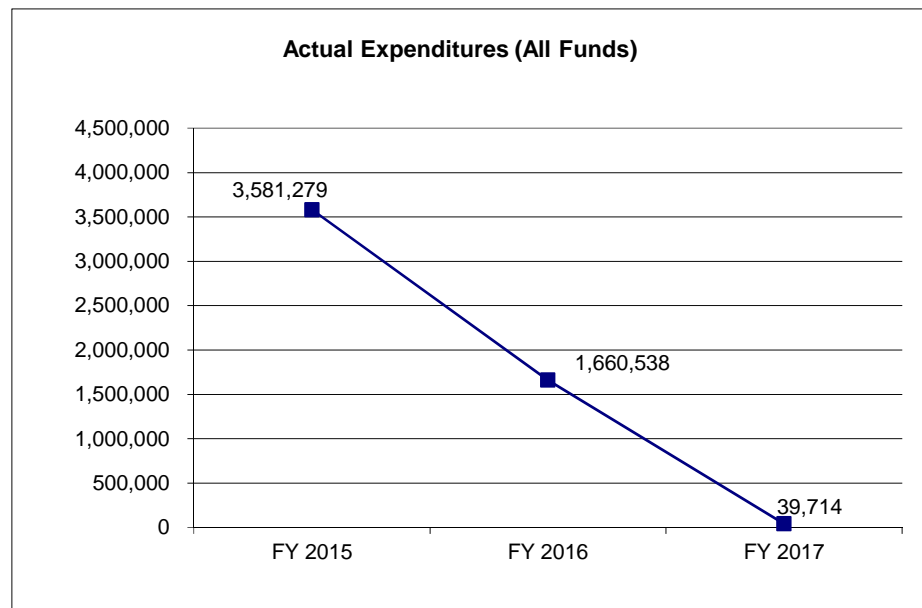
Distribution of Federal Payments to Counties

CORE DECISION ITEM

Department	Office of Administration	Budget Unit	32319
Division	Administrative Disbursements		
Core -	Flood Control Leases	HB Section	5.275

4. FINANCIAL HISTORY

	FY 2015 Actual	FY 2016 Actual	FY 2017 Actual	FY 2018 Current Yr.
Appropriation (All Funds)	3,600,000	1,800,000	1,800,000	1,800,000
Less Reverted (All Funds)	0	0	0	N/A
Less Restricted (All Funds)*	0	0	0	N/A
Budget Authority (All Funds)	3,600,000	1,800,000	1,800,000	N/A
Actual Expenditures (All Funds)	3,581,279	1,660,538	39,714	N/A
Unexpended (All Funds)	18,721	139,462	1,760,286	N/A
Unexpended, by Fund:				
General Revenue	0	0	0	N/A
Federal	18,721	139,462	1,760,286	N/A
Other	0	0	0	N/A
	(1)		(2)	



Reverted includes the statutory three-percent reserve amount (when applicable).

Restricted includes any Governor's Expenditure Restrictions which remained at the end of the fiscal year (when applicable).

NOTES:

(1) The Flood Control appropriation required a \$1,800,000 supplemental appropriation due to the release of funds delayed by Federal sequestration in FY14.

(2) The Federal Government is not distribute funds until September 2017 (FY18).

CORE RECONCILIATION DETAIL

**STATE
FLOOD CONTROL**

5. CORE RECONCILIATION DETAIL

	Budget Class	FTE	GR	Federal	Other	Total	Explanation
TAFP AFTER VETOES							
	PD	0.00	0	1,800,000	0	1,800,000	
	Total	0.00	0	1,800,000	0	1,800,000	
DEPARTMENT CORE REQUEST							
	PD	0.00	0	1,800,000	0	1,800,000	
	Total	0.00	0	1,800,000	0	1,800,000	
GOVERNOR'S RECOMMENDED CORE							
	PD	0.00	0	1,800,000	0	1,800,000	
	Total	0.00	0	1,800,000	0	1,800,000	

OA REPORT 10 FY 2019 GOVERNOR REC

DECISION ITEM DETAIL

Budget Unit	FY 2017	FY 2017	FY 2018	FY 2018	FY 2019	FY 2019	FY 2019	FY 2019
Decision Item	ACTUAL	ACTUAL	BUDGET	BUDGET	DEPT REQ	DEPT REQ	GOV REC	GOV REC
Budget Object Class	DOLLAR	FTE	DOLLAR	FTE	DOLLAR	FTE	DOLLAR	FTE
FLOOD CONTROL								
CORE								
PROGRAM DISTRIBUTIONS	39,714	0.00	1,800,000	0.00	1,800,000	0.00	1,800,000	0.00
TOTAL - PD	39,714	0.00	1,800,000	0.00	1,800,000	0.00	1,800,000	0.00
GRAND TOTAL	\$39,714	0.00	\$1,800,000	0.00	\$1,800,000	0.00	\$1,800,000	0.00
GENERAL REVENUE	\$0	0.00	\$0	0.00	\$0	0.00	\$0	0.00
FEDERAL FUNDS	\$39,714	0.00	\$1,800,000	0.00	\$1,800,000	0.00	\$1,800,000	0.00
OTHER FUNDS	\$0	0.00	\$0	0.00	\$0	0.00	\$0	0.00

OA REPORT 9 FY 2019 GOVERNOR REC

DECISION ITEM SUMMARY

Budget Unit								
Decision Item	FY 2017	FY 2017	FY 2018	FY 2018	FY 2019	FY 2019	FY 2019	FY 2019
Budget Object Summary	ACTUAL	ACTUAL	BUDGET	BUDGET	DEPT REQ	DEPT REQ	GOV REC	GOV REC
Fund	DOLLAR	FTE	DOLLAR	FTE	DOLLAR	FTE	DOLLAR	FTE
NATIONAL FOREST RESERV								
CORE								
PROGRAM-SPECIFIC								
OA-FEDERAL AND OTHER	2,756,490	0.00	8,000,000	0.00	8,000,000	0.00	8,000,000	0.00
TOTAL - PD	2,756,490	0.00	8,000,000	0.00	8,000,000	0.00	8,000,000	0.00
TOTAL	2,756,490	0.00	8,000,000	0.00	8,000,000	0.00	8,000,000	0.00
GRAND TOTAL	\$2,756,490	0.00	\$8,000,000	0.00	\$8,000,000	0.00	\$8,000,000	0.00

CORE DECISION ITEM

Department	Office of Administration	Budget Unit	32325
Division	Administrative Disbursements		
Core -	National Forest Reserves	HB Section	5.280

1. CORE FINANCIAL SUMMARY

	FY 2019 Budget Request						FY 2019 Governor's Recommendation				
	GR	Federal	Other	Total	E		GR	Federal	Other	Total	E
PS	0	0	0	0	0	PS	0	0	0	0	
EE	0	0	0	0	0	EE	0	0	0	0	
PSD	0	8,000,000	0	8,000,000		PSD	0	8,000,000	0	8,000,000	
TRF	0	0	0	0		TRF	0	0	0	0	
Total	0	8,000,000	0	8,000,000		Total	0	8,000,000	0	8,000,000	
FTE	0.00	0.00	0.00	0.00		FTE	0.00	0.00	0.00	0.00	

Est. Fringe	0	0	0	0
--------------------	---	---	---	---

Note: Fringes budgeted in House Bill 5 except for certain fringes budgeted directly to MoDOT, Highway Patrol, and Conservation.

Est. Fringe	0	0	0	0
--------------------	---	---	---	---

Note: Fringes budgeted in House Bill 5 except for certain fringes budgeted directly to MoDOT, Highway Patrol, and Conservation.

Other Funds:

Other Funds:

2. CORE DESCRIPTION

National Forest Reserve Program: This program distributes funding to counties in which National Forests are located. Revenue is received by the federal government for mineral leases, rentals, concessions, and timber from National Forest lands. A quarter of the revenue is returned to the states. The Office of Administration acts as a 'pass-through' agent, distributing the revenue to the counties according to a schedule provided by the U.S. Departments of Agriculture and Interior. Counties receiving the funds expend the money for the benefit of public schools and public roads in the county.

3. PROGRAM LISTING (list programs included in this core funding)

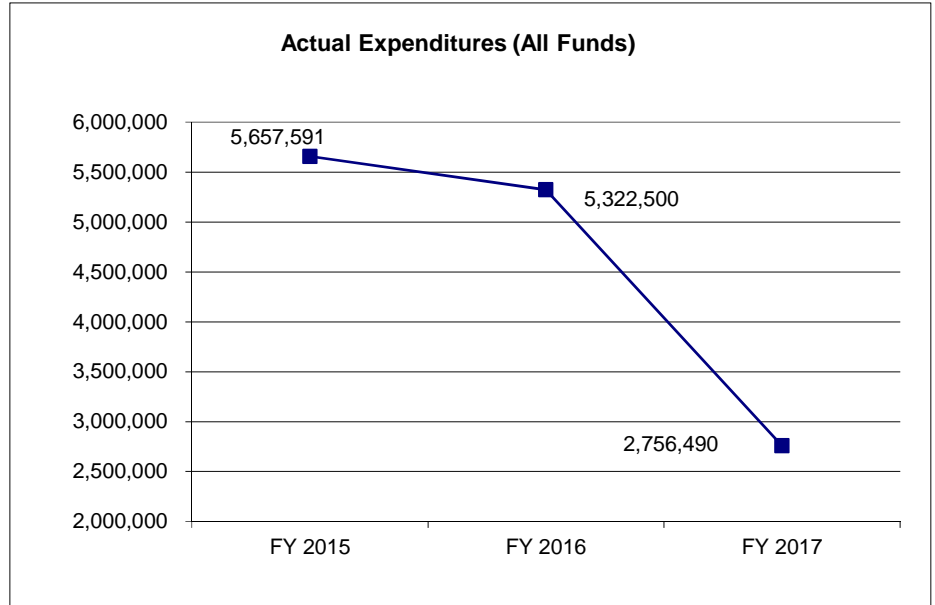
Distribution of Federal Payments to Counties

CORE DECISION ITEM

Department	Office of Administration	Budget Unit	32325
Division	Administrative Disbursements		
Core -	National Forest Reserves	HB Section	5.280

4. FINANCIAL HISTORY

	FY 2015 Actual	FY 2016 Actual	FY 2017 Actual	FY 2018 Current Yr.
Appropriation (All Funds)	8,000,000	8,000,000	8,000,000	8,000,000
Less Reverted (All Funds)	0	0	0	N/A
Less Restricted (All Funds)*	0	0	0	N/A
Budget Authority (All Funds)	8,000,000	8,000,000	8,000,000	8,000,000
Actual Expenditures (All Funds)	5,657,591	5,322,500	2,756,490	N/A
Unexpended (All Funds)	2,342,409	2,677,500	5,243,510	N/A
Unexpended, by Fund:				
General Revenue	0	0	0	N/A
Federal	2,342,409	2,677,500	5,243,510	N/A
Other	0	0	0	N/A



Reverted includes the statutory three-percent reserve amount (when applicable).

Restricted includes any Governor's Expenditure Restrictions which remained at the end of the fiscal year (when applicable).

NOTES:

CORE RECONCILIATION DETAIL

STATE
NATIONAL FOREST RESERV

5. CORE RECONCILIATION DETAIL

	Budget Class	FTE	GR	Federal	Other	Total	Explanation
TAFP AFTER VETOES							
	PD	0.00	0	8,000,000	0	8,000,000	
	Total	0.00	0	8,000,000	0	8,000,000	
DEPARTMENT CORE REQUEST							
	PD	0.00	0	8,000,000	0	8,000,000	
	Total	0.00	0	8,000,000	0	8,000,000	
GOVERNOR'S RECOMMENDED CORE							
	PD	0.00	0	8,000,000	0	8,000,000	
	Total	0.00	0	8,000,000	0	8,000,000	

OA REPORT 10 FY 2019 GOVERNOR REC

DECISION ITEM DETAIL

Budget Unit	FY 2017	FY 2017	FY 2018	FY 2018	FY 2019	FY 2019	FY 2019	FY 2019
Decision Item	ACTUAL	ACTUAL	BUDGET	BUDGET	DEPT REQ	DEPT REQ	GOV REC	GOV REC
Budget Object Class	DOLLAR	FTE	DOLLAR	FTE	DOLLAR	FTE	DOLLAR	FTE
NATIONAL FOREST RESERV								
CORE								
PROGRAM DISTRIBUTIONS	2,756,490	0.00	8,000,000	0.00	8,000,000	0.00	8,000,000	0.00
TOTAL - PD	2,756,490	0.00	8,000,000	0.00	8,000,000	0.00	8,000,000	0.00
GRAND TOTAL	\$2,756,490	0.00	\$8,000,000	0.00	\$8,000,000	0.00	\$8,000,000	0.00
GENERAL REVENUE	\$0	0.00	\$0	0.00	\$0	0.00	\$0	0.00
FEDERAL FUNDS	\$2,756,490	0.00	\$8,000,000	0.00	\$8,000,000	0.00	\$8,000,000	0.00
OTHER FUNDS	\$0	0.00	\$0	0.00	\$0	0.00	\$0	0.00

FLEXIBILITY REQUEST FORM

BUDGET UNIT NUMBER: 32319 & 32325 BUDGET UNIT NAME: Flood Control & National Forest HOUSE BILL SECTION: 5.275 & 5.280	DEPARTMENT: Office of Administration DIVISION: Administrative Disbursements
--	--

1. Provide the amount by fund of personal service flexibility and the amount by fund of expense and equipment flexibility you are requesting in dollar and percentage terms and explain why the flexibility is needed. If flexibility is being requested among divisions, provide the amount by fund of flexibility you are requesting in dollar and percentage terms and explain why the flexibility is needed.

DEPARTMENT REQUEST

This request is for 25% flex between flood control and national forest appropriations due to the variability of federal appropriations and the impacts of sequestration. (Same as FY18 TAFP).

2. Estimate how much flexibility will be used for the budget year. How much flexibility was used in the Prior Year Budget and the Current Year Budget? Please specify the amount.

PRIOR YEAR ACTUAL AMOUNT OF FLEXIBILITY USED	CURRENT YEAR ESTIMATED AMOUNT OF FLEXIBILITY THAT WILL BE USED	BUDGET REQUEST ESTIMATED AMOUNT OF FLEXIBILITY THAT WILL BE USED
N/A	1,500,000	N/A

3. Please explain how flexibility was used in the prior and/or current years.

PRIOR YEAR EXPLAIN ACTUAL USE	CURRENT YEAR EXPLAIN PLANNED USE
N/A	The Federal Government did not distribute significant funds in FY17. Instead funds were received in September 2017 (FY18). It is expected two large disbursements will occur in FY18 causing the need to flex appropriation authority.

PROGRAM DESCRIPTION

Department: Office of Administration **HB Section(s):** 5.275 and 5.280
Program Name: Distribution of Federal Payments to Counties
Program is found in the following core budget(s): Flood Control Leases and National Forest Reserves

	National Forest	Flood Control	TOTAL
FEDERAL	8,000,000	1,800,000	9,800,000

1a. What strategic priority does this program address?

Money in, money out, quick

1b. What does this program do?

For Flood Control Leases, the Army Corps of Engineers distributes 75% of receipts from lands acquired for flood control purposes. For National Forest Preserve, the U.S. Departments of Agriculture and Interior distribute a portion of the receipts they receive from the Mark Twain National Forest lands. The Department of the Interior, Minerals Management Service, distributes money for subsurface revenues on an intermittent basis, from 4 to 12 times a year. Forest and flood monies are received annually. The Office of Administration monitors receipts, maintains payment schedules, communicates with counties, and sends payments as specified. Funds are to be used for the benefit of public schools and roads in the county in which the government land is located.

2. What is the authorization for this program, i.e., federal or state statute, etc.? (Include the federal program number, if applicable.)

Flood Control: 33 USC 701c3; State: 12.080, 12.090, and 12.100, RSMo; CFDA #12.112.

National Forest: Federal: Secure Rural Schools and Community Self-Determination Act of 2000; USC Title 15, Chapter 36, Subchapter 1, Section 11609; CFDA #10.665.

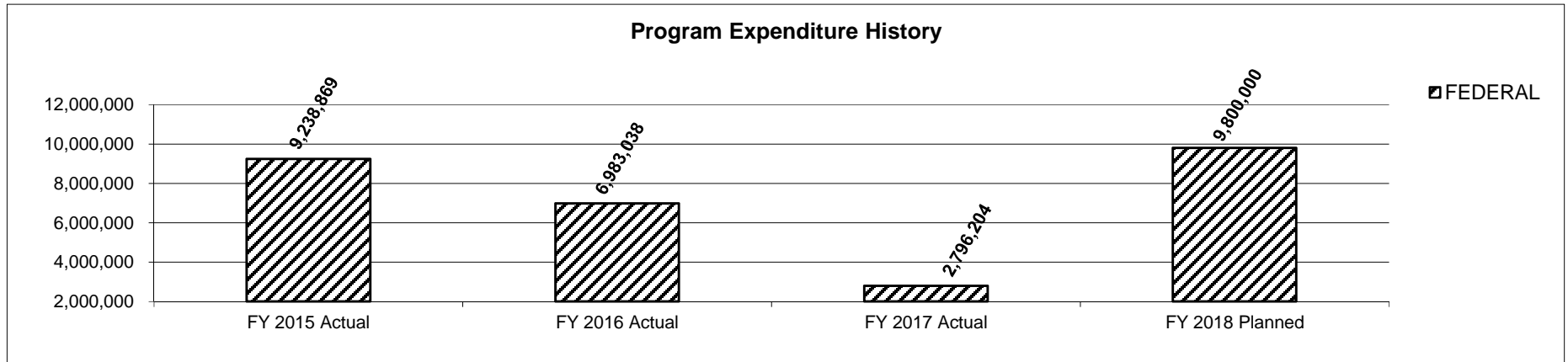
3. Are there federal matching requirements? If yes, please explain.

No, there are no federal matching requirements.

4. Is this a federally mandated program? If yes, please explain.

It is part of federal law.

5. Provide actual expenditures for the prior three fiscal years and planned expenditures for the current fiscal year.



PROGRAM DESCRIPTION

Department: Office of Administration	HB Section(s): 5.275 and 5.280
Program Name: Distribution of Federal Payments to Counties	
Program is found in the following core budget(s): Flood Control Leases and National Forest Reserves	

6. What are the sources of the "Other" funds?

No Other Funds

7a. Provide an effectiveness measure.

Compliance with federal and state statute

7b. Provide an efficiency measure.

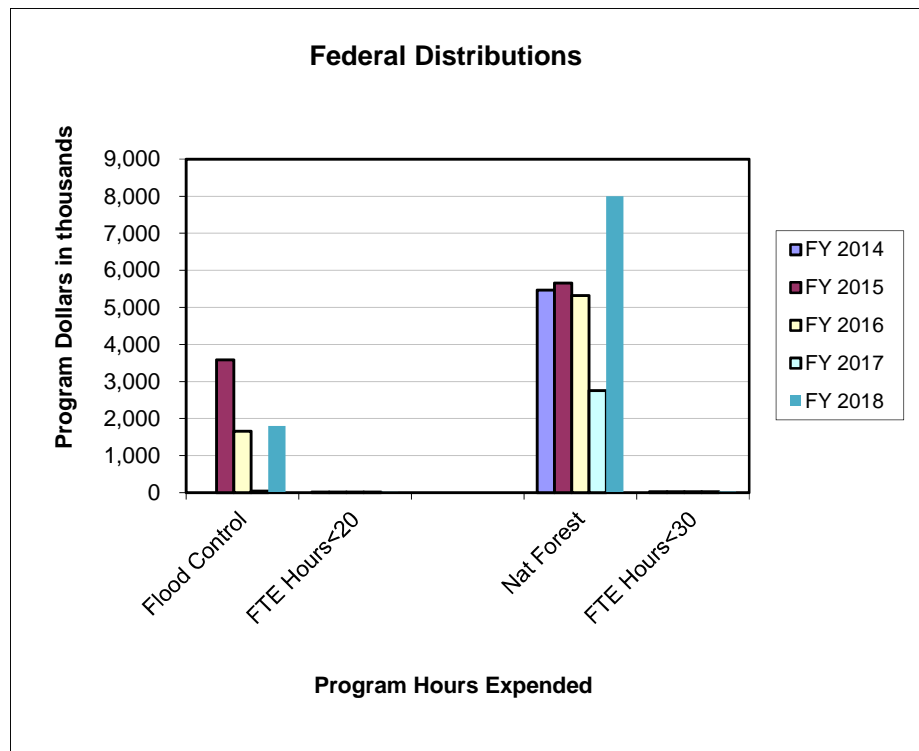
Funding is distributed to counties within one week of receipt of annual federal schedule.

7c. Provide the number of clients/individuals served, if applicable.

Twenty-nine counties.

7d. Provide a customer satisfaction measure, if available.

0 complaints received.



OA REPORT 9 FY 2019 GOVERNOR REC

DECISION ITEM SUMMARY

Budget Unit								
Decision Item	FY 2017	FY 2017	FY 2018	FY 2018	FY 2019	FY 2019	FY 2019	FY 2019
Budget Object Summary	ACTUAL	ACTUAL	BUDGET	BUDGET	DEPT REQ	DEPT REQ	GOV REC	GOV REC
Fund	DOLLAR	FTE	DOLLAR	FTE	DOLLAR	FTE	DOLLAR	FTE
HB 1340 PROSECUTIONS/CAP CASE								
CORE								
PROGRAM-SPECIFIC								
GENERAL REVENUE	22,950	0.00	30,000	0.00	30,000	0.00	30,000	0.00
TOTAL - PD	22,950	0.00	30,000	0.00	30,000	0.00	30,000	0.00
TOTAL	22,950	0.00	30,000	0.00	30,000	0.00	30,000	0.00
GRAND TOTAL	\$22,950	0.00	\$30,000	0.00	\$30,000	0.00	\$30,000	0.00

CORE DECISION ITEM

Department	Office of Administration	Budget Unit	32384
Division	Administrative Disbursements		
Core -	Prosecutions-Crimes in Correctional Institutions/Capital Cases	HB Section	5.285

1. CORE FINANCIAL SUMMARY

	FY 2019 Budget Request						FY 2019 Governor's Recommendation				
	GR	Federal	Other	Total	E		GR	Federal	Other	Total	E
PS	0	0	0	0	0	PS	0	0	0	0	
EE	0	0	0	0	0	EE	0	0	0	0	
PSD	30,000	0	0	30,000		PSD	30,000	0	0	30,000	
TRF	0	0	0	0		TRF	0	0	0	0	
Total	30,000	0	0	30,000		Total	30,000	0	0	30,000	
FTE	0.00	0.00	0.00	0.00		FTE	0.00	0.00	0.00	0.00	

Est. Fringe	0	0	0	0
--------------------	---	---	---	---

Note: Fringes budgeted in House Bill 5 except for certain fringes budgeted directly to MoDOT, Highway Patrol, and Conservation.

Est. Fringe	0	0	0	0
--------------------	---	---	---	---

Note: Fringes budgeted in House Bill 5 except for certain fringes budgeted directly to MoDOT, Highway Patrol, and Conservation.

Other Funds:

Other Funds:

2. CORE DESCRIPTION

Pursuant to Section 50.850, RSMo, the Office of Administration may reimburse counties, out of funds appropriated by the general assembly, for expenses related to the prosecution of crimes occurring within institutions under the supervision and management of the Department of Corrections. Reimbursements are not to exceed 50% of expenses, and the amount of reimbursement may be based on the number of cases referred, filed, or tried.

Pursuant to Section 50.853, RSMo, the Office of Administration may reimburse counties of the third and fourth class, out of funds appropriated by the general assembly, for expenses related to the trial of capital cases. The reimbursements are not to exceed 50% of actual expenses, and are "limited to counties which were, at the time of the trial, in a negative financial situation."

3. PROGRAM LISTING (list programs included in this core funding)

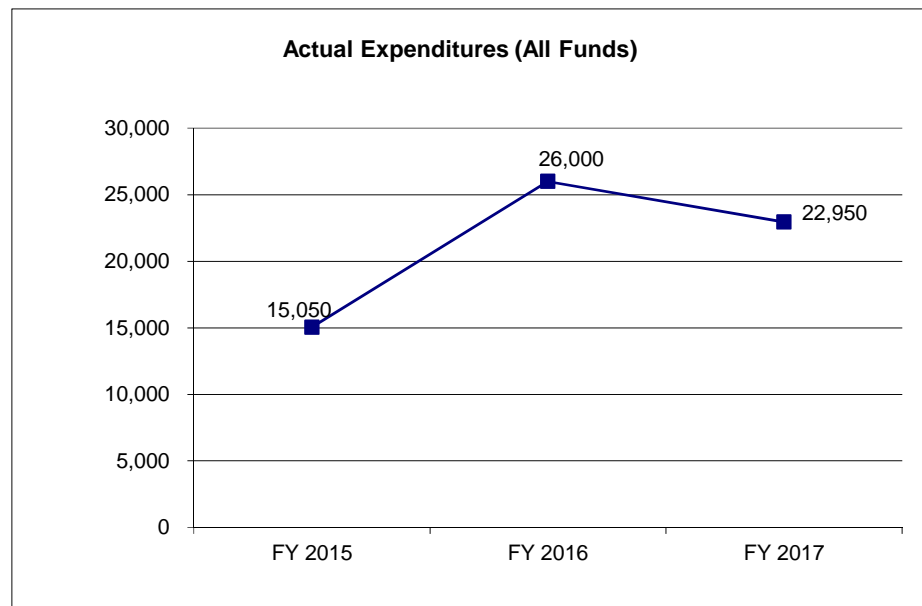
Prosecutions - Crimes in Correctional Institutions/Capital Cases

CORE DECISION ITEM

Department	Office of Administration	Budget Unit	32384
Division	Administrative Disbursements		
Core -	Prosecutions-Crimes in Correctional Institutions/Capital Cases	HB Section	5.285

4. FINANCIAL HISTORY

	FY 2015 Actual	FY 2016 Actual	FY 2017 Actual	FY 2018 Current Yr.
Appropriation (All Funds)	30,000	30,000	30,000	30,000
Less Reverted (All Funds)	0	0	0	N/A
Less Restricted (All Funds)*	0	0	0	N/A
Budget Authority (All Funds)	30,000	30,000	30,000	30,000
Actual Expenditures (All Funds)	15,050	26,000	22,950	N/A
Unexpended (All Funds)	14,950	4,000	7,050	N/A
Unexpended, by Fund:				
General Revenue	14,950	4,000	7,050	N/A
Federal	0	0	0	N/A
Other	0	0	0	N/A



Reverted includes the statutory three-percent reserve amount (when applicable).

Restricted includes any Governor's Expenditure Restrictions which remained at the end of the fiscal year (when applicable).

NOTES:

CORE RECONCILIATION DETAIL

STATE
HB 1340 PROSECUTIONS/CAP CASE

5. CORE RECONCILIATION DETAIL

	Budget Class	FTE	GR	Federal	Other	Total	Explanation
TAFP AFTER VETOES							
	PD	0.00	30,000	0	0	30,000	
	Total	0.00	30,000	0	0	30,000	
DEPARTMENT CORE REQUEST							
	PD	0.00	30,000	0	0	30,000	
	Total	0.00	30,000	0	0	30,000	
GOVERNOR'S RECOMMENDED CORE							
	PD	0.00	30,000	0	0	30,000	
	Total	0.00	30,000	0	0	30,000	

OA REPORT 10 FY 2019 GOVERNOR REC

DECISION ITEM DETAIL

Budget Unit	FY 2017	FY 2017	FY 2018	FY 2018	FY 2019	FY 2019	FY 2019	FY 2019
Decision Item	ACTUAL	ACTUAL	BUDGET	BUDGET	DEPT REQ	DEPT REQ	GOV REC	GOV REC
Budget Object Class	DOLLAR	FTE	DOLLAR	FTE	DOLLAR	FTE	DOLLAR	FTE
HB 1340 PROSECUTIONS/CAP CASE								
CORE								
PROGRAM DISTRIBUTIONS	22,950	0.00	30,000	0.00	30,000	0.00	30,000	0.00
TOTAL - PD	22,950	0.00	30,000	0.00	30,000	0.00	30,000	0.00
GRAND TOTAL	\$22,950	0.00	\$30,000	0.00	\$30,000	0.00	\$30,000	0.00
GENERAL REVENUE	\$22,950	0.00	\$30,000	0.00	\$30,000	0.00	\$30,000	0.00
FEDERAL FUNDS	\$0	0.00	\$0	0.00	\$0	0.00	\$0	0.00
OTHER FUNDS	\$0	0.00	\$0	0.00	\$0	0.00	\$0	0.00

PROGRAM DESCRIPTION

Department:	Office of Administration	HB Section(s):	<u>5.285</u>
Program Name:	Prosecutions-Crimes in Correctional Institutions/Capital Cases		
Program is found in the following core budget(s):	Prosecutions-Crimes in Correctional Institutions/Capital Cases		

1a. What strategic priority does this program address?

Reimbursement of prosecution costs.

1b. What does this program do?

The prosecution by counties of crimes occurring within institutions under the supervision and management of the Department of Corrections and Human Resources may be reimbursed by the Office of Administration (OA). Counties with state correctional institutions are: Audrain (Vandalia), Callaway (Fulton), Cole (Jefferson City), Cooper (Boonville), DeKalb (Cameron), Livingston (Chillicothe), Nodaway (Maryville), Moniteau (Tipton), Pike (Bowling Green), Randolph (Moberly), St. Francois (Farmington), St. Louis (Pacific), Texas (Licking), Washington (Potosi), and Webster (Ozark). Reimbursements are not to exceed 50% of expenses, and the amount of reimbursement may be based on the number of cases referred, filed, or tried. Also, OA may reimburse counties of the 3rd and 4th class for expenses related to trial of capital cases, if the counties, at the time of trial, are in a negative financial situation. Reimbursements may not exceed 50% of actual expenses.

2. What is the authorization for this program, i.e., federal or state statute, etc.? (Include the federal program number, if applicable.)

50.850 and 50.853, RSMo

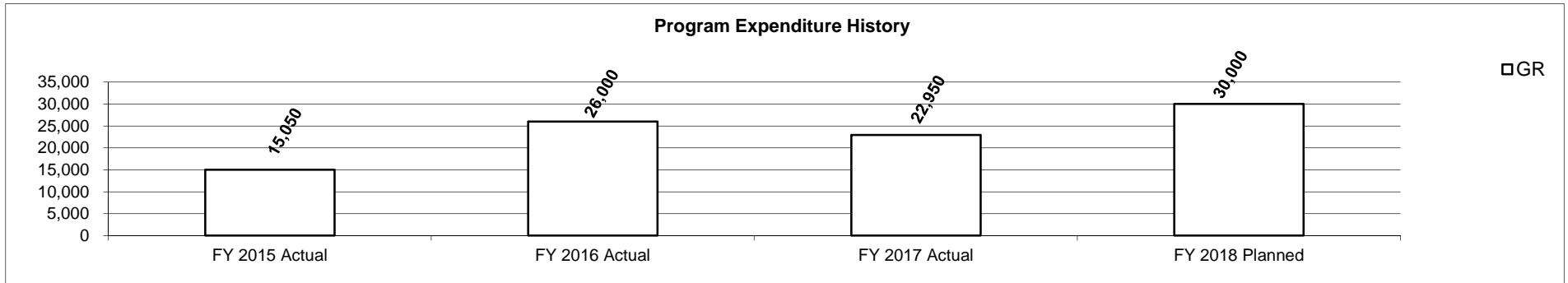
3. Are there federal matching requirements? If yes, please explain.

No.

4. Is this a federally mandated program? If yes, please explain.

No.

5. Provide actual expenditures for the prior three fiscal years and planned expenditures for the current fiscal year.



PROGRAM DESCRIPTION

Department:	Office of Administration	HB Section(s):	<u>5.285</u>
Program Name:	Prosecutions-Crimes in Correctional Institutions/Capital Cases		
Program is found in the following core budget(s): Prosecutions-Crimes in Correctional Institutions/Capital Cases			
6. What are the sources of the "Other" funds?			
N/A			
7a.	Provide an effectiveness measure.		
	Compliance with statutes.		
7b.	Provide an efficiency measure.		
	Payments made as requested from counties.		
7c.	Provide the number of clients/individuals served, if applicable.		
	0 - 15	Counties for Crimes in Correctional Institutions	
	0 - 91	3rd and 4th Class Counties	
7d.	Provide a customer satisfaction measure, if available.		
	0 complaints received.		

OA REPORT 9 FY 2019 GOVERNOR REC

DECISION ITEM SUMMARY

Budget Unit								
Decision Item	FY 2017	FY 2017	FY 2018	FY 2018	FY 2019	FY 2019	FY 2019	FY 2019
Budget Object Summary	ACTUAL	ACTUAL	BUDGET	BUDGET	DEPT REQ	DEPT REQ	GOV REC	GOV REC
Fund	DOLLAR	FTE	DOLLAR	FTE	DOLLAR	FTE	DOLLAR	FTE
ELECTED OFFICIALS TRANSITION COSTS								
CORE								
PERSONAL SERVICES								
GENERAL REVENUE	101,214	2.20	0	0.00	0	0.00	0	0.00
TOTAL - PS	101,214	2.20	0	0.00	0	0.00	0	0.00
EXPENSE & EQUIPMENT								
GENERAL REVENUE	21,526	0.00	0	0.00	0	0.00	0	0.00
TOTAL - EE	21,526	0.00	0	0.00	0	0.00	0	0.00
TOTAL	122,740	2.20	0	0.00	0	0.00	0	0.00
EO Transition-State Auditor - 1300015								
PERSONAL SERVICES								
GENERAL REVENUE	0	0.00	0	0.00	10,000	0.00	10,000	0.00
TOTAL - PS	0	0.00	0	0.00	10,000	0.00	10,000	0.00
EXPENSE & EQUIPMENT								
GENERAL REVENUE	0	0.00	0	0.00	3,000	0.00	3,000	0.00
TOTAL - EE	0	0.00	0	0.00	3,000	0.00	3,000	0.00
TOTAL	0	0.00	0	0.00	13,000	0.00	13,000	0.00
GRAND TOTAL	\$122,740	2.20	\$0	0.00	\$13,000	0.00	\$13,000	0.00

CORE DECISION ITEM

Department	Office of Administration	Budget Unit	
Division	Administrative Disbursements	HB Section	
Core	Elected Officials Transition		

1. CORE FINANCIAL SUMMARY

	FY 2019 Budget Request						FY 2019 Governor's Recommendation				
	GR	Federal	Other	Total	E		GR	Federal	Other	Total	E
PS	0	0	0	0		PS	0	0	0	0	
EE	0	0	0	0		EE	0	0	0	0	
PSD	0	0	0	0		PSD	0	0	0	0	
TRF	0	0	0	0		TRF	0	0	0	0	
Total	0	0	0	0		Total	0	0	0	0	
FTE	0.00	0.00	0.00	0.00		FTE	0.00	0.00	0.00	0.00	

Est. Fringe	0	0	0	0
--------------------	---	---	---	---

Note: Fringes budgeted in House Bill 5 except for certain fringes budgeted directly to MoDOT, Highway Patrol, and Conservation.

Est. Fringe	0	0	0	0
--------------------	---	---	---	---

Note: Fringes budgeted in House Bill 5 except for certain fringes budgeted directly to MoDOT, Highway Patrol, and Conservation.

Other Funds: _____

2. CORE DESCRIPTION

Sections 26.215, 28.300, 30.500, and 27.090, RSMo, provide that in each year in which a governor, lieutenant governor, secretary of state, state treasurer, or attorney general of this state are elected, and are not the incumbents at the time of the election, funds and facilities for those officials, to be used by each of them in preparing an orderly transition of administrations, shall be provided.

The legislature shall appropriate to the commissioner of administration funds to be used only for the purpose of these transitions and to be expended during the transition period, and all funds not expended for this purpose during the transition period shall revert to general revenue.

This request represents a core reduction of \$150,000.

3. PROGRAM LISTING (list programs included in this core funding)

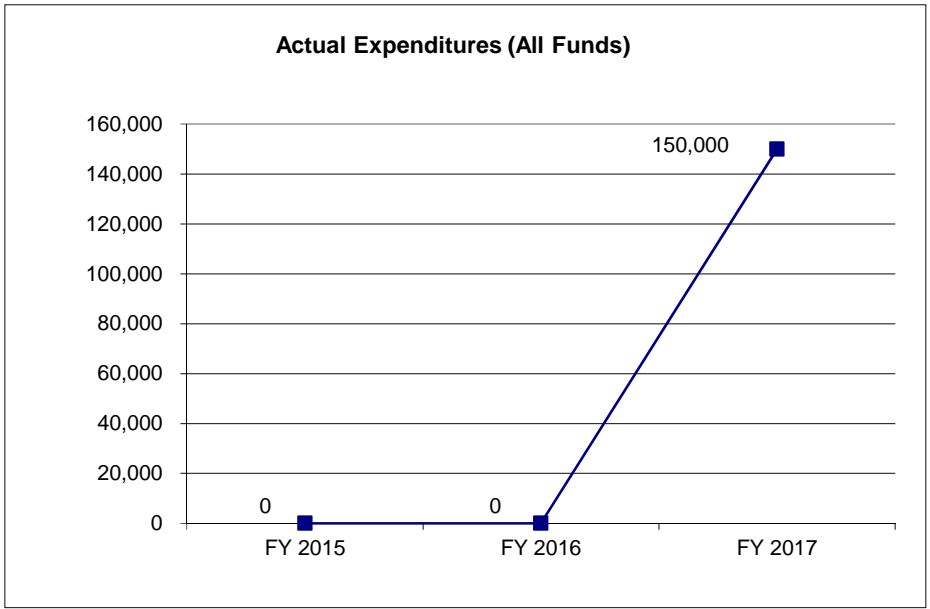
N/A

CORE DECISION ITEM

Department	Office of Administration	Budget Unit	
Division	Administrative Disbursements	HB Section	
Core	Elected Officials Transition		

4. FINANCIAL HISTORY

	FY 2015 Actual	FY 2016 Actual	FY 2017 Actual	FY 2018 Current Yr.
Appropriation (All Funds)	0	0	150,000	0
Less Reverted (All Funds)	0	0	0	N/A
Less Restricted (All Funds)	0	0	0	N/A
Budget Authority (All Funds)	0	0	150,000	N/A
Actual Expenditures (All Funds)	0	0	150,000	N/A
Unexpended (All Funds)	0	0	0	N/A
Unexpended, by Fund:				
General Revenue	0	0	0	N/A
Federal	0	0	0	N/A
Other	0	0	0	N/A



Reverted includes the statutory three-percent reserve amount (when applicable).

Restricted includes any Governor's Expenditure Restrictions which remained at the end of the fiscal year (when applicable).

NOTES:

OA REPORT 10 FY 2019 GOVERNOR REC

DECISION ITEM DETAIL

Budget Unit	FY 2017	FY 2017	FY 2018	FY 2018	FY 2019	FY 2019	FY 2019	FY 2019
Decision Item	ACTUAL	ACTUAL	BUDGET	BUDGET	DEPT REQ	DEPT REQ	GOV REC	GOV REC
Budget Object Class	DOLLAR	FTE	DOLLAR	FTE	DOLLAR	FTE	DOLLAR	FTE
ELECTED OFFICIALS TRANSITION COSTS								
CORE								
NEWLY ELECTED OFFICIALS - CONV	101,214	2.20	0	0.00	0	0.00	0	0.00
TOTAL - PS	101,214	2.20	0	0.00	0	0.00	0	0.00
TRAVEL, IN-STATE	1,844	0.00	0	0.00	0	0.00	0	0.00
TRAVEL, OUT-OF-STATE	542	0.00	0	0.00	0	0.00	0	0.00
SUPPLIES	2,320	0.00	0	0.00	0	0.00	0	0.00
COMMUNICATION SERV & SUPP	10,656	0.00	0	0.00	0	0.00	0	0.00
PROFESSIONAL SERVICES	4,278	0.00	0	0.00	0	0.00	0	0.00
EQUIPMENT RENTALS & LEASES	1,656	0.00	0	0.00	0	0.00	0	0.00
MISCELLANEOUS EXPENSES	230	0.00	0	0.00	0	0.00	0	0.00
TOTAL - EE	21,526	0.00	0	0.00	0	0.00	0	0.00
GRAND TOTAL	\$122,740	2.20	\$0	0.00	\$0	0.00	\$0	0.00
GENERAL REVENUE	\$122,740	2.20	\$0	0.00	\$0	0.00		0.00
FEDERAL FUNDS	\$0	0.00	\$0	0.00	\$0	0.00		0.00
OTHER FUNDS	\$0	0.00	\$0	0.00	\$0	0.00		0.00

NEW DECISION ITEM
RANK: 5

Department	Office of Administration	Budget Unit	32492C
Division	Administrative Disbursements		
DI Name	State Auditor Transition	DI#	1300015

1. AMOUNT OF REQUEST

	FY 2019 Budget Request					FY 2019 Governor's Recommendation			
	GR	Federal	Other	Total		GR	Fed	Other	Total
PS	10,000	0	0	10,000	PS	10,000	0	0	10,000
EE	3,000	0	0	3,000	EE	3,000	0	0	3,000
PSD	0	0	0	0	PSD	0	0	0	0
Total	13,000	0	0	13,000	Total	13,000	0	0	13,000
FTE	0.00	0.00	0.00	0.00	FTE	0.00	0.00	0.00	0.00

Est. Fringe	2,970	0	0	2,970
<i>Note: Fringes budgeted in House Bill 5 except for certain fringes budgeted directly to MoDOT, Highway Patrol, and Conservation.</i>				

Est. Fringe	2,970	0	0	2,970
<i>Note: Fringes budgeted in House Bill 5 except for certain fringes budgeted directly to MoDOT, Highway Patrol, and Conservation.</i>				

Other Funds:

Other Funds:

2. THIS REQUEST CAN BE CATEGORIZED AS:

<input type="checkbox"/>	New Legislation	<input type="checkbox"/>	New Program	<input type="checkbox"/>	Supplemental
<input type="checkbox"/>	Federal Mandate	<input type="checkbox"/>	Program Expansion	<input type="checkbox"/>	Cost to Continue
<input type="checkbox"/>	GR Pick-Up	<input type="checkbox"/>	Space Request	<input type="checkbox"/>	Equipment Replacement
<input type="checkbox"/>	Pay Plan	<input checked="" type="checkbox"/>	Other:	<u>Statutory Provision Section 29.400, RSMo</u>	

NEW DECISION ITEM
RANK: 5

Department	Office of Administration	Budget Unit	32492C
Division	Administrative Disbursements		
DI Name	State Auditor Transition	DI#	1300015

3. WHY IS THIS FUNDING NEEDED? PROVIDE AN EXPLANATION FOR ITEMS CHECKED IN #2. INCLUDE THE FEDERAL OR STATE STATUTORY OR CONSTITUTIONAL AUTHORIZATION FOR THIS PROGRAM.

These funds are only used for the purpose of preparing an orderly transition of administration if the auditor-elect is not the incumbent.

4. DESCRIBE THE DETAILED ASSUMPTIONS USED TO DERIVE THE SPECIFIC REQUESTED AMOUNT. (How did you determine that the requested number of FTE were appropriate? From what source or standard did you derive the requested levels of funding? Were alternatives such as outsourcing or automation considered? If based on new legislation, does request tie to TAFP fiscal note? If not, explain why. Detail which portions of the request are one-times and how those amounts were calculated.)

Section 29.400, RSMo sets the maximum amount to be paid at \$10,000. Statutes also require that the Office of Administration provide space, equipment, telephone service and furniture, and \$3,000 is requested to cover the costs of providing facilities operational the day following the election.

5. BREAK DOWN THE REQUEST BY BUDGET OBJECT CLASS, JOB CLASS, AND FUND SOURCE. IDENTIFY ONE-TIME COSTS.

Budget Object Class/Job Class	Dept Req GR DOLLARS	Dept Req GR FTE	Dept Req FED DOLLARS	Dept Req FED FTE	Dept Req OTHER DOLLARS	Dept Req OTHER FTE	Dept Req TOTAL DOLLARS	Dept Req TOTAL FTE	Dept Req One-Time DOLLARS
Temporary (to be determined)	10,000						10,000	0.0	10,000
Total PS	10,000	0.0	0	0.0	0	0.0	10,000	0.0	10,000
190 - Supplies	1,000						1,000		1,000
340 - Communication Serv & Supp	1,000						1,000		1,000
400- Professional Services	1,000						1,000		1,000
Total EE	3,000		0		0		3,000		3,000
Program Distributions					0		0		
Total PSD	0		0		0		0		0
Grand Total	13,000	0.0	0	0.0	0	0.0	13,000	0.0	13,000

NEW DECISION ITEM
RANK: 5

Department	Office of Administration				Budget Unit	32492C				
Division	Administrative Disbursements									
DI Name	State Auditor Transition				DI#	1300015				
	Gov Rec GR DOLLARS	Gov Rec GR FTE	Gov Rec FED DOLLARS	Gov Rec FED FTE	Gov Rec OTHER DOLLARS	Gov Rec OTHER FTE	Gov Rec TOTAL DOLLARS	Gov Rec TOTAL FTE	Gov Rec One-Time DOLLARS	
Budget Object Class/Job Class										
Temporary (to be determined)	10,000						10,000	0.0	10,000	
Total PS	10,000	0.0	0	0.0	0	0.0	10,000	0.0	10,000	
							0			
190 - Supplies	1,000						1,000		1,000	
340 - Communication Serv & Supp	1,000						1,000		1,000	
400- Professional Services	1,000						1,000		1,000	
Total EE	3,000		0		0		3,000		3,000	
Program Distributions							0			
Total PSD	0		0		0		0		0	
Grand Total	13,000	0.0	0	0.0	0	0.0	13,000	0.0	13,000	

OA REPORT 10 FY 2019 GOVERNOR REC

DECISION ITEM DETAIL

Budget Unit	FY 2017	FY 2017	FY 2018	FY 2018	FY 2019	FY 2019	FY 2019	FY 2019
Decision Item	ACTUAL	ACTUAL	BUDGET	BUDGET	DEPT REQ	DEPT REQ	GOV REC	GOV REC
Budget Object Class	DOLLAR	FTE	DOLLAR	FTE	DOLLAR	FTE	DOLLAR	FTE
ELECTED OFFICIALS TRANSITION COSTS								
EO Transition-State Auditor - 1300015								
NEWLY ELECTED OFFICIALS - CONV	0	0.00	0	0.00	10,000	0.00	10,000	0.00
TOTAL - PS	0	0.00	0	0.00	10,000	0.00	10,000	0.00
SUPPLIES	0	0.00	0	0.00	1,000	0.00	1,000	0.00
COMMUNICATION SERV & SUPP	0	0.00	0	0.00	1,000	0.00	1,000	0.00
PROFESSIONAL SERVICES	0	0.00	0	0.00	1,000	0.00	1,000	0.00
TOTAL - EE	0	0.00	0	0.00	3,000	0.00	3,000	0.00
GRAND TOTAL	\$0	0.00	\$0	0.00	\$13,000	0.00	\$13,000	0.00
GENERAL REVENUE	\$0	0.00	\$0	0.00	\$13,000	0.00	\$13,000	0.00
FEDERAL FUNDS	\$0	0.00	\$0	0.00	\$0	0.00	\$0	0.00
OTHER FUNDS	\$0	0.00	\$0	0.00	\$0	0.00	\$0	0.00

OA REPORT 9 FY 2019 GOVERNOR REC

DECISION ITEM SUMMARY

Budget Unit								
Decision Item	FY 2017	FY 2017	FY 2018	FY 2018	FY 2019	FY 2019	FY 2019	FY 2019
Budget Object Summary	ACTUAL	ACTUAL	BUDGET	BUDGET	DEPT REQ	DEPT REQ	GOV REC	GOV REC
Fund	DOLLAR	FTE	DOLLAR	FTE	DOLLAR	FTE	DOLLAR	FTE
REGIONAL PLANNING COMMISSION								
CORE								
PROGRAM-SPECIFIC								
GENERAL REVENUE	97,000	0.00	200,000	0.00	200,000	0.00	0	0.00
TOTAL - PD	97,000	0.00	200,000	0.00	200,000	0.00	0	0.00
TOTAL	97,000	0.00	200,000	0.00	200,000	0.00	0	0.00
GRAND TOTAL	\$97,000	0.00	\$200,000	0.00	\$200,000	0.00	\$0	0.00

CORE DECISION ITEM

Department	Office of Administration	Budget Unit	32393
Division	Administrative Disbursements		
Core -	Regional Planning Commissions	HB Section	5.290

1. CORE FINANCIAL SUMMARY

	FY 2019 Budget Request				E		FY 2019 Governor's Recommendation				E
	GR	Federal	Other	Total			GR	Federal	Other	Total	
PS	0	0	0	0		PS	0	0	0	0	
EE	0	0	0	0		EE	0	0	0	0	
PSD	200,000	0	0	200,000		PSD	0	0	0	0	
TRF	0	0	0	0		TRF	0	0	0	0	
Total	200,000	0	0	200,000		Total	0	0	0	0	
FTE	0.00	0.00	0.00	0.00		FTE	0.00	0.00	0.00	0.00	

Est. Fringe	0	0	0	0
--------------------	---	---	---	---

Note: Fringes budgeted in House Bill 5 except for certain fringes budgeted directly to MoDOT, Highway Patrol, and Conservation.

Est. Fringe	0	0	0	0
--------------------	---	---	---	---

Note: Fringes budgeted in House Bill 5 except for certain fringes budgeted directly to MoDOT, Highway Patrol, and Conservation.

Other Funds:

Other Funds:

2. CORE DESCRIPTION

Funds appropriated for grants to qualified Regional Planning Commissions are distributed in accordance with statutes. Section 251.034, RSMo states that "Payments made under Sections 251.032 to 251.038 to the various regional planning commissions shall be distributed on a matching basis of one-half state funds for one-half local funds. No local unit shall receive any payment without providing the matching funds required. The state funds so allocated shall not exceed the sum of sixty-five thousand dollars each for the East-West Gateway Coordinating Council and the Mid-America Regional Council. The remaining allocated state funds shall not exceed the sum of twenty-five thousand dollars for each of the following regional planning commissions:..." (South Central Ozark, Ozark Foothills, Green Hills, Pioneer Trails, Bootheel, Harry S Truman, Mark Twain, Mo-Kan, Southeast Missouri, Boonslick, Northwest Missouri, Mid-Missouri, Kaysinger Basin, Lake of the Ozarks, Meramec, Northeast Missouri, and Southwest Missouri).

3. PROGRAM LISTING (list programs included in this core funding)

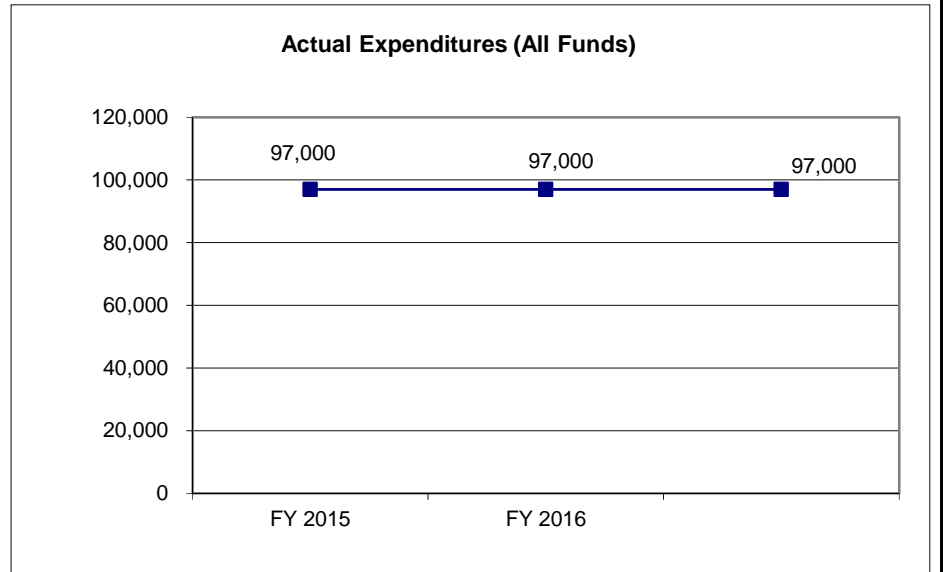
N/A

CORE DECISION ITEM

Department	Office of Administration	Budget Unit	32393
Division	Administrative Disbursements		
Core -	Regional Planning Commissions	HB Section	5.290

4. FINANCIAL HISTORY

	FY 2015 Actual	FY 2016 Actual	FY 2017 Actual	FY 2018 Current Yr.
Appropriation (All Funds)	100,000	100,000	200,000	200,000
Less Reverted (All Funds)	(3,000)	(3,000)	(3,000)	N/A
Budget Authority (All Funds)	97,000	97,000	197,000	N/A
Actual Expenditures (All Funds)	97,000	97,000	97,000	N/A
Unexpended (All Funds)	0	0	100,000	N/A
Unexpended, by Fund:				
General Revenue	0	0	100,000	N/A
Federal	0	0	0	N/A
Other	0	0	0	N/A



Reverted includes Governor's standard 3 percent reserve (when applicable) and any extraordinary expenditure restrictions.

NOTES:

CORE RECONCILIATION DETAIL

STATE
REGIONAL PLANNING COMMISSION

5. CORE RECONCILIATION DETAIL

	Budget Class	FTE	GR	Federal	Other	Total	Explanation
TAFP AFTER VETOES							
	PD	0.00	200,000	0	0	200,000	
	Total	0.00	200,000	0	0	200,000	
DEPARTMENT CORE REQUEST							
	PD	0.00	200,000	0	0	200,000	
	Total	0.00	200,000	0	0	200,000	
GOVERNOR'S ADDITIONAL CORE ADJUSTMENTS							
Core Reduction	1878 9184	PD	0.00	(200,000)	0	0	(200,000)
NET GOVERNOR CHANGES			0.00	(200,000)	0	0	(200,000)
GOVERNOR'S RECOMMENDED CORE							
	PD	0.00	0	0	0	0	
	Total	0.00	0	0	0	0	

OA REPORT 10 FY 2019 GOVERNOR REC

DECISION ITEM DETAIL

Budget Unit	FY 2017	FY 2017	FY 2018	FY 2018	FY 2019	FY 2019	FY 2019	FY 2019
Decision Item	ACTUAL	ACTUAL	BUDGET	BUDGET	DEPT REQ	DEPT REQ	GOV REC	GOV REC
Budget Object Class	DOLLAR	FTE	DOLLAR	FTE	DOLLAR	FTE	DOLLAR	FTE
REGIONAL PLANNING COMMISSION								
CORE								
PROGRAM DISTRIBUTIONS	97,000	0.00	200,000	0.00	200,000	0.00	0	0.00
TOTAL - PD	97,000	0.00	200,000	0.00	200,000	0.00	0	0.00
GRAND TOTAL	\$97,000	0.00	\$200,000	0.00	\$200,000	0.00	\$0	0.00
GENERAL REVENUE	\$97,000	0.00	\$200,000	0.00	\$200,000	0.00		0.00
FEDERAL FUNDS	\$0	0.00	\$0	0.00	\$0	0.00		0.00
OTHER FUNDS	\$0	0.00	\$0	0.00	\$0	0.00		0.00