

FY 2020

**SUPPLEMENTAL
APPROPRIATIONS**

RECOMMENDATIONS

HOUSE BILL 14

**FY 2020 SUPPLEMENTAL APPROPRIATIONS
GOVERNOR RECOMMENDATIONS
HOUSE BILL 14
TABLE OF CONTENTS**

| | Page | | Page |
|--|------|---|------|
| Elementary and Secondary Education | | Economic Development | |
| 14.005 – Foundation - Early Childhood Special Education | 1 | 14.095 – Missouri Community Service Commission Increase | 72 |
| 14.005 – Foundation Formula Recalculation | 7 | Mental Health | |
| 14.010 – Ready to Learn – Preschool Grant | 16 | 14.100 – Overtime Compensation – Department Wide | 74 |
| 14.015 – Charter School Closure Refund | 18 | 14.105 – Crisis Counseling Grant | 79 |
| 14.020 – Title IV, Part A (Student Support & Academic Enrichment) | 20 | 14.110 – Children’s Residential Rate Rebase Adjustment | 81 |
| Higher Education | | 14.115, 14.125 – Provider Tax Shortfall | 85 |
| 14.025 – Southeast Missouri State University – Tax Refund Offset | 27 | 14.120 – Missouri DD Council Authority Shortfall | 88 |
| Revenue | | Health and Senior Services | |
| 14.030 – Amendment 3 Transfer | 29 | 14.130 – Non-Medicaid Eligible Program | 93 |
| 14.035 – Emblem Use Fee Distribution | 31 | 14.135 – Senior Services Growth & Development Program Transfer | 99 |
| 14.040 – General Revenue Refunds | 33 | 14.140 – Senior Services Growth & Development Program | 101 |
| 14.045 – State Lottery Commission Vendor Payments Increase | 35 | Social Services | |
| 14.050 – State Lottery Commission Lottery Prizes Increase | 39 | 14.145 – Receipts and Disbursements Additional Authority | 103 |
| 14.055 – State Lottery Commission Transfer to Lottery Proceeds for Education Fund | 43 | 14.150 – Supplemental Nursing Care | 105 |
| Transportation | | 14.155 – Food Distribution Program | 110 |
| 14.060 – Construction E&E | 47 | 14.160 – Business Enterprise | 115 |
| 14.065 – Bus and Bus Facility Transit Grants | 55 | 14.165 – Foster Care Children’s Account | 117 |
| Office of Administration | | 14.170 – Pharmacy – Zolgensma/Trikafta | 119 |
| 14.070 – CMIA and Other Federal Payments | 60 | Various MO HealthNet Programs | 121 |
| 14.075 – Budget Reserve Fund Transfer Shortfall OASDHI | 62 | 14.205 – Physician Payments for Safety Net Hospitals | 126 |
| 14.080 – Budget Reserve Fund Transfer Shortfall MOSERS | 64 | 14.215 – Hospital FRA Increase | 128 |
| 14.085 – Budget Reserve Fund Transfer Shortfall MCHCP | 66 | Office of Administration | |
| 14.085 – MCHCP Funding Transfer | 68 | 14.230 – FMDC Insurance and Other Reimbursements | 130 |
| 14.090 – MCHCP Funding Contribution | 70 | | |

SUPPLEMENTAL NEW DECISION ITEM

| | |
|--|--|
| Department of Elementary and Secondary Education | House Bill Section <u>14.005</u> |
| Office of Special Education | |
| Foundation - Early Childhood Special Education DI# 2500003 | Original FY 2020 House Bill Section, if applicable <u>2.015</u> |

1. AMOUNT OF REQUEST

| | FY 2020 Supplemental Budget Request | | | |
|---|-------------------------------------|-------------|-------------|-------------------|
| | GR | Federal | Other | Total |
| PS | 0 | 0 | 0 | 0 |
| EE | 0 | 0 | 0 | 0 |
| PSD | 11,976,004 | 0 | 0 | 11,976,004 |
| TRF | 0 | 0 | 0 | 0 |
| Total | 11,976,004 | 0 | 0 | 11,976,004 |
| FTE | 0.00 | 0.00 | 0.00 | 0.00 |
| POSITIONS | 0 | 0 | 0 | 0 |
| NUMBER OF MONTHS POSITIONS ARE NEEDED: | | | | |
| <i>Est. Fringe</i> | <i>0</i> | <i>0</i> | <i>0</i> | <i>0</i> |

| | FY 2020 Supplemental Governor's Recommendation | | | |
|---|--|-------------|-------------|-------------------|
| | GR | Federal | Other | Total |
| PS | 0 | 0 | 0 | 0 |
| EE | 0 | 0 | 0 | 0 |
| PSD | 11,976,004 | 0 | 0 | 11,976,004 |
| TRF | 0 | 0 | 0 | 0 |
| Total | 11,976,004 | 0 | 0 | 11,976,004 |
| FTE | 0.00 | 0.00 | 0.00 | 0.00 |
| POSITIONS | 0 | 0 | 0 | 0 |
| NUMBER OF MONTHS POSITIONS ARE NEEDED: | | | | |
| <i>Est. Fringe</i> | <i>0</i> | <i>0</i> | <i>0</i> | <i>0</i> |

Note: Fringes budgeted in House Bill 5 except for certain fringes budgeted directly to MoDOT, Highway Patrol, and Conservation.

Note: Fringes budgeted in House Bill 5 except for certain fringes budgeted directly to MoDOT, Highway Patrol, and Conservation.

2. WHY IS THIS SUPPLEMENTAL FUNDING NEEDED? INCLUDE THE FEDERAL OR STATE STATUTORY OR CONSTITUTIONAL AUTHORIZATION FOR THIS PROGRAM.

The Early Childhood Special Education (ECSE) program provides individualized instruction and therapy services to preschool aged children with disabilities. Special education and related services for preschool age children with disabilities are mandated under state statute and provided in accordance with the Individuals with Disabilities Education Act (IDEA). IDEA requires a state that receives funding under the Act to assure a Free and Appropriate Public Education (FAPE) to children with disabilities ages 3-21. Children with disabilities aged three and four are provided FAPE and special education services through the Missouri Early Childhood Special Education (ECSE) Program. Pursuant to Section 162.700, RSMo, ECSE services are mandatory and program costs associated with these services are paid through state and federal appropriated funds. No local funds support this program due to a Missouri Supreme Court decision (Rolla 31 School District, et al, vs. State of Missouri, 1992). Expenditures for the ECSE program include special education instruction from teachers and aides, therapy and other related services, administration, support services, purchased services, transportation, professional development, supplies, equipment, assessments and testing materials, and capital outlay. Local school districts seek reimbursement for ECSE program expenses the year following in which services were provided. The supplemental funding is needed because of shortfall in funding for ECSE reimbursement from FY19 and an anticipated shortfall in funding for FY20 ECSE reimbursement.

SUPPLEMENTAL NEW DECISION ITEM

| | | | |
|---|--------------------|---|---------------|
| Department of Elementary and Secondary Education | | House Bill Section | 14.005 |
| Office of Special Education | | | |
| Foundation - Early Childhood Special Education | DI# 2500003 | Original FY 2020 House Bill Section, if applicable | 2.015 |

3. DESCRIBE THE DETAILED ASSUMPTIONS USED TO DERIVE THE SPECIFIC REQUESTED AMOUNT. (How did you determine that the requested number of FTE were appropriate? From what source or standard did you derive the requested levels of funding? Were alternatives such as outsourcing or automation considered? If based on new legislation, does request tie to TAFP fiscal note? If not, explain why.

| | | |
|---|-----------|-------------------|
| FY19 District Requested Reimbursement Amount: | \$ | 224,719,647 |
| FY19 Available Funding (all sources): | \$ | 218,743,643 |
| FY19 Shortfall: | \$ | 5,976,004 |
| | | |
| FY20 Estimated District Requested Reimbursement Amount: | \$ | 226,338,853 |
| FY20 Available Funding (all sources): | \$ | 220,338,853 |
| FY20 Estimated Shortfall: | \$ | 6,000,000 |
| | | |
| Total Amount Needed for Increase: | \$ | 11,976,004 |

| Fiscal Year | Number of Students | % Increase | Total Reimbursement Requested | % Increase |
|--------------------|---------------------------|-------------------|--------------------------------------|-------------------|
| FY16 | 17,922 | 5.4% | \$ 195,114,165 | 8.20% |
| FY17 | 18,569 | 3.6% | \$ 202,641,924 | 3.90% |
| FY18 | 19,204 | 3.4% | \$ 213,622,395 | 5.42% |
| FY19 | 19,261 | 0.3% | \$ 224,719,647 | 5.19% |
| FY20 | 19,454 | 1.0% | \$ 226,338,853 | 0.72% |

Possible reasons for program increases:

- Increase in number of eligible students claimed
- Increase in number of students with disabilities that require additional supports, such as traumatic brain injuries and hearing/visual impairments
- Increase in the number students identified with intensive disabilities (i.e. autism)
- Increase in transportation costs

SUPPLEMENTAL NEW DECISION ITEM

| | | | |
|---|--------------------|---|---------------|
| Department of Elementary and Secondary Education | | House Bill Section | 14.005 |
| Office of Special Education | | | |
| Foundation - Early Childhood Special Education | DI# 2500003 | Original FY 2020 House Bill Section, if applicable | 2.015 |

4. BREAK DOWN THE REQUEST BY BUDGET OBJECT CLASS, JOB CLASS, AND FUND SOURCE.

| Budget Object Class/Job Class | Dept Req GR DOLLARS | Dept Req GR FTE | Dept Req FED DOLLARS | Dept Req FED FTE | Dept Req OTHER DOLLARS | Dept Req OTHER FTE | Dept Req TOTAL DOLLARS | Dept Req TOTAL FTE |
|--------------------------------------|------------------------------------|--------------------------------|-------------------------------------|---------------------------------|---------------------------------------|-----------------------------------|---------------------------------------|-----------------------------------|
| Program Distributions | 11,976,004 | | 0 | | 0 | | 11,976,004 | |
| Total PSD | 11,976,004 | | 0 | | 0 | | 11,976,004 | |
| Grand Total | 11,976,004 | 0.0 | 0 | 0.0 | 0 | 0.0 | 11,976,004 | 0.0 |

| Budget Object Class/Job Class | Gov Rec GR DOLLARS | Gov Rec GR FTE | Gov Rec FED DOLLARS | Gov Rec FED FTE | Gov Rec OTHER DOLLARS | Gov Rec OTHER FTE | Gov Rec TOTAL DOLLARS | Gov Rec TOTAL FTE |
|--------------------------------------|-----------------------------------|-------------------------------|------------------------------------|--------------------------------|--------------------------------------|----------------------------------|--------------------------------------|----------------------------------|
| Program Distributions | 11,976,004 | | 0 | | 0 | | 11,976,004 | |
| Total PSD | 11,976,004 | | 0 | | 0 | | 11,976,004 | |
| Grand Total | 11,976,004 | 0.0 | 0 | 0.0 | 0 | 0.0 | 11,976,004 | 0.0 |

SUPPLEMENTAL NEW DECISION ITEM

| | | | |
|---|--------------------|---|---------------|
| Department of Elementary and Secondary Education | | House Bill Section | 14.005 |
| Office of Special Education | | | |
| Foundation - Early Childhood Special Education | DI# 2500003 | Original FY 2020 House Bill Section, if applicable | 2.015 |

5. PERFORMANCE MEASURES (If new decision item has an associated core, separately identify projected performance with & without additional funding.)

5a. Provide an activity measure of the program.

| ECSE Students Served | FY17 | FY18 | FY19 | FY20 Proj | FY21 Proj | FY22 Proj |
|---|-------------|-------------|-------------|------------------|------------------|------------------|
| Total Children Served in the ECSE Program | 18,569 | 19,204 | 19,261 | 19,454 | 19,648 | 19,845 |

5b. Provide a measure of the program's quality.

| Parent Survey Results | FY17 | FY18 | FY19 | FY20 Proj | FY21 Proj | FY22 Proj |
|---|-------------|-------------|-------------|------------------|------------------|------------------|
| Percent of parents with a pre-school child receiving special education services who report that schools facilitated parent involvement as a means of improving services and results for children with disabilities. | 81.8% | 83.3% | 79.3% | 82.0% | 84.0% | 86.0% |

| Reductions made to Final Expenditure Reports (FER) during Review Process | FY18 (2016-17 Services) Reduction Amount | FY19 (2017-18 Services) Reduction Amount |
|---|---|---|
| Reductions made to Salaries/Benefits for unallowable costs | \$ 799,973 | \$ 912,054 |
| Reductions made to Professional Development for unallowable costs | \$ 1,214 | \$ 1,578 |
| Reductions made to Purchase Services for unallowable costs | \$ 500 | \$ 44,507 |
| Reductions made to Supplies for unallowable costs | \$ 33,106 | \$ 37,416 |
| Reductions made to Transportation for unallowable costs | \$ 92,814 | \$ 6,056 |
| | \$ 927,607 | \$ 1,001,611 |

SUPPLEMENTAL NEW DECISION ITEM

| | | | |
|---|--------------------|---|---------------|
| Department of Elementary and Secondary Education | | House Bill Section | 14.005 |
| Office of Special Education | | | |
| Foundation - Early Childhood Special Education | DI# 2500003 | Original FY 2020 House Bill Section, if applicable | 2.015 |

5c. Provide a measure of the program's impact.

| Early Childhood Special Education Outcome Data | FY17 | FY18 | FY19 | FY20 Proj | FY21 Proj | FY22 Proj |
|---|-------------|-------------|-------------|------------------|------------------|------------------|
| Percent of children with skills below age expectation when they entered ECSE who had substantially increased their acquisition and use of knowledge and skills at the time of exiting ECSE. | 97.0% | 96.0% | 96.8% | 97.0% | 97.2% | 97.6% |
| National Mean Score of All States for this Outcome | 81% | 81% | 81% | 81% | 81% | 81% |

NOTE: Scores for child outcomes are determined with an entry/exit measurement tool. States use a variety of approaches and tools for measuring child outcomes.

NOTE: National mean score for FY18 and beyond is a projection. National data will not be available until December 2019.

DEFINITION OF SUBSTANTIAL INCREASE: The percent of children who improved functioning to a level nearer to or comparable to same-aged peers.

5d. Provide a measure of the program's efficiency.

Final Expenditure Report Review

| Amount of | FY17 | FY18 | FY19 |
|--|-------------|-------------|-------------|
| Number of FERs Reviewed within 60 Days of Due Date | 394 | 395 | 347 |
| Number of FERs Reviewed > 60 Days of Due Date | 3 | 1 | 13 |
| Total Number of FERs Reviewed | 397 | 396 | 360 |

NOTE: This chart indicates the amount of time it takes to review ECSE FERs. Reviews completed outside of the 60 day timeframe are due to the delay in receiving additional supporting documentation from districts. Typically, 50% of FERs are disapproved after the initial review for corrections, justifications, and/or additional documentation.

GOAL: Review 95% of all ECSE FERs within 60 days of due date.

| Outcome of Goal | FY17 | FY18 | FY19 |
|--|-------------|-------------|-------------|
| Number of FERs Reviewed within 60 Day Goal | 394 | 395 | 347 |
| Goal | 95% | 95% | 95% |
| % of FERs Reviewed within 60 Day Goal | 99% | 100% | 96% |
| Outcome of Goal | MET | MET | MET |

NOTE: Reviews completed outside of the 60 day timeframe are due to the delay in receiving additional supporting documentation from districts. Section also had a staff vacancy during FY19 review period.

SUPPLEMENTAL NEW DECISION ITEM

| | | | |
|---|---------------------------|---|--------------|
| Department of Elementary and Secondary Education | House Bill Section | 14.005 | |
| Office of Special Education | | | |
| Foundation - Early Childhood Special Education | DI# 2500003 | Original FY 2020 House Bill Section, if applicable | 2.015 |

6. STRATEGIES TO ACHIEVE THE PERFORMANCE MEASUREMENT TARGETS:

The Department will continue to obtain all of the information necessary to efficiently and effectively calculate payments due to eligible districts. The Department will also continue to review applications for accuracy and audit the program.

SUPPLEMENTAL NEW DECISION ITEM

Department of Elementary and Secondary Education
Division of Financial and Administrative Services
Foundation Formula Recalculation **DI# 2500002**

House Bill Section 14.005

Original FY 2020 House Bill Section, if applicable 2.015

1. AMOUNT OF REQUEST

| | FY 2020 Supplemental Budget Request | | | |
|--|-------------------------------------|----------|----------|-------------------|
| | GR | Federal | Other | Total |
| PS | 0 | 0 | 0 | 0 |
| EE | 0 | 0 | 0 | 0 |
| PSD | 15,865,787 | 0 | 0 | 15,865,787 |
| TRF | 0 | 0 | 0 | 0 |
| Total | 15,865,787 | 0 | 0 | 15,865,787 |
| | | | | |
| FTE | 0.00 | 0.00 | 0.00 | 0.00 |
| POSITIONS | 0 | 0 | 0 | 0 |
| NUMBER OF MONTHS POSITIONS ARE NEEDED: | _____ | | | |
| Est. Fringe | 0 | 0 | 0 | 0 |

| | FY 2020 Supplemental Governor's Recommendation | | | |
|--|--|----------|----------|-------------------|
| | GR | Federal | Other | Total |
| PS | 0 | 0 | 0 | 0 |
| EE | 0 | 0 | 0 | 0 |
| PSD | 15,865,787 | 0 | 0 | 15,865,787 |
| TRF | 0 | 0 | 0 | 0 |
| Total | 15,865,787 | 0 | 0 | 15,865,787 |
| | | | | |
| FTE | 0.00 | 0.00 | 0.00 | 0.00 |
| POSITIONS | 0 | 0 | 0 | 0 |
| NUMBER OF MONTHS POSITIONS ARE NEEDED: | _____ | | | |
| Est. Fringe | 0 | 0 | 0 | 0 |

Note: Fringes budgeted in House Bill 5 except for certain fringes budgeted directly to MoDOT, Highway Patrol, and Conservation.

Note: Fringes budgeted in House Bill 5 except for certain fringes budgeted directly to MoDOT, Highway Patrol, and Conservation.

2. WHY IS THIS SUPPLEMENTAL FUNDING NEEDED? INCLUDE THE FEDERAL OR STATE STATUTORY OR CONSTITUTIONAL AUTHORIZATION FOR THIS PROGRAM.

While HB 2002 (for FY 19) appropriated \$3,491,827,921 for the Foundation Formula payment, it also limited the State Adequacy Target pursuant to Section 163.011, RSMo to "not exceed \$6,308" for the FY 2019 Foundation Formula payment.

Section 163.031, RSMo, states "Any error made in the apportionment of state aid because of a difference between the actual weighted average daily attendance and the estimated weighted average daily attendance shall be corrected as provided in section 163.091, except that if the amount paid to a district estimating weighted average daily attendance exceeds the amount to which the district was actually entitled by more than five percent, interest at the rate of six percent shall be charged on the excess and shall be added to the amount to be deducted from the district's apportionment the next succeeding year."

In FY 2019 the Department of Elementary and Secondary Education was limited to paying out only \$3,466,585,958 due to the restriction on the State Adequacy Target placed in HB 2002 and data available at the time of payment, leaving \$25,241,963 unexpended.

SUPPLEMENTAL NEW DECISION ITEM

| | | | |
|--|--------------------|---|---------------|
| Department of Elementary and Secondary Education | | House Bill Section | 14.005 |
| Division of Financial and Administrative Services | | | |
| Foundation Formula Recalculation | DI# 2500002 | Original FY 2020 House Bill Section, if applicable | 2.015 |

The weighted average daily attendance used in the Foundation Formula has increased above the June payment level as follows:

| Fiscal Years | FWADA Change |
|---------------------|---------------------|
| 2007 | 5,406.7954 |
| 2008 | 1,772.8134 |
| 2009 | 3,507.3221 |
| 2010 | 4,818.6094 |
| 2011 | 3,729.5775 |
| 2012 | 4,451.5015 |
| 2013 | 1,282.1602 |
| 2014 | 3,461.8754 |
| 2015 | 3,255.3893 |
| 2016 | 3,695.8726 |
| 2017 | 3,310.4344 |
| 2018 | 2,982.8180 |
| 2019* | 2,746.2387 |

* Preliminary

The recalculation of these payments will result in the need for \$15,865,787 additional funds to keep the State Adequacy Target at \$6,308 for FY 19.

3. DESCRIBE THE DETAILED ASSUMPTIONS USED TO DERIVE THE SPECIFIC REQUESTED AMOUNT. (How did you determine that the requested number of FTE were appropriate? From what source or standard did you derive the requested levels of funding? Were alternatives such as outsourcing or automation considered? If based on new legislation, does request tie to TAFP fiscal note? If not, explain why.)

A preliminary recalculation of the FY 2019 Foundation Formula was performed using the most current available information resulting in an increase in the Formula Weighted Average Daily Attendance used in the Foundation Formula of 2,746.2387. This increase results in the need for \$15,865,787 additional funds to keep the State Adequacy Target at \$6,308.

SUPPLEMENTAL NEW DECISION ITEM

| | | | |
|--|--------------------|---|---------------|
| Department of Elementary and Secondary Education | | House Bill Section | 14.005 |
| Division of Financial and Administrative Services | | | |
| Foundation Formula Recalculation | DI# 2500002 | Original FY 2020 House Bill Section, if applicable | 2.015 |

4. BREAK DOWN THE REQUEST BY BUDGET OBJECT CLASS, JOB CLASS, AND FUND SOURCE.

| | Dept Req | Dept Req | Dept Req | Dept Req | Dept Req | Dept Req | Dept Req | Dept Req |
|--------------------------------------|-------------------|------------|----------------|------------|----------------|--------------|-------------------|--------------|
| Budget Object Class/Job Class | GR | GR | FED | FED | OTHER | OTHER | TOTAL | TOTAL |
| | DOLLARS | FTE | DOLLARS | FTE | DOLLARS | FTE | DOLLARS | FTE |
| Program Distributions | 15,865,787 | | 0 | | 0 | | 15,865,787 | |
| Total PSD | 15,865,787 | | 0 | | 0 | | 15,865,787 | |
| Grand Total | 15,865,787 | 0.0 | 0 | 0.0 | 0 | 0.0 | 15,865,787 | 0.0 |

| | Gov Rec | Gov Rec | Gov Rec | Gov Rec | Gov Rec | Gov Rec | Gov Rec | Gov Rec |
|--------------------------------------|-------------------|------------|----------------|------------|----------------|--------------|-------------------|--------------|
| Budget Object Class/Job Class | GR | GR | FED | FED | OTHER | OTHER | TOTAL | TOTAL |
| | DOLLARS | FTE | DOLLARS | FTE | DOLLARS | FTE | DOLLARS | FTE |
| Program Distributions | 15,865,787 | | 0 | | 0 | | 15,865,787 | |
| Total PSD | 15,865,787 | | 0 | | 0 | | 15,865,787 | |
| Grand Total | 15,865,787 | 0.0 | 0 | 0.0 | 0 | 0.0 | 15,865,787 | 0.0 |

SUPPLEMENTAL NEW DECISION ITEM

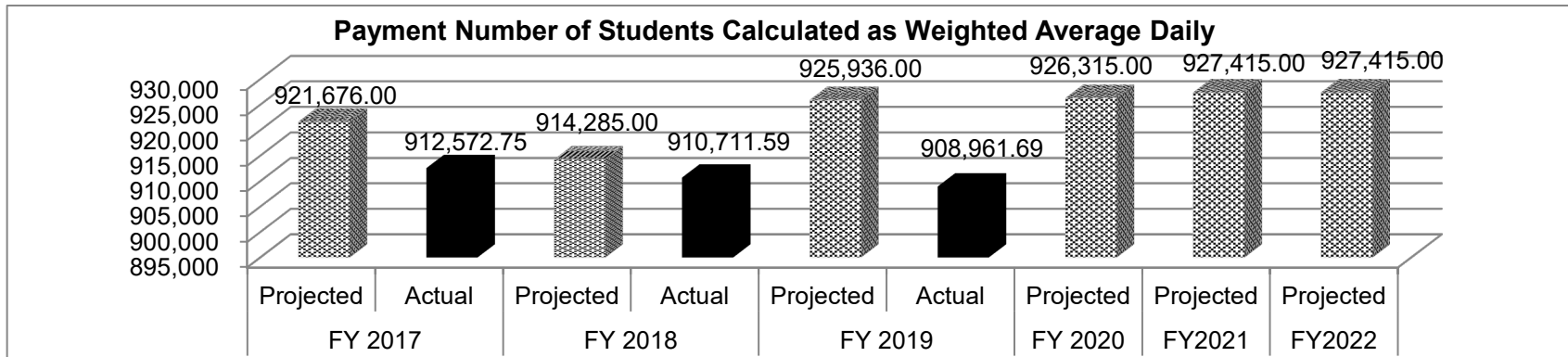
Department of Elementary and Secondary Education
Division of Financial and Administrative Services
Foundation Formula Recalculation **DI# 2500002**

House Bill Section 14.005

Original FY 2020 House Bill Section, if applicable 2.015

5. PERFORMANCE MEASURES (If new decision item has an associated core, separately identify projected performance with & without additional funding.)

5a. Provide an activity measure of the program.



**Weighted average daily attendance includes ADA and additions for students eligible for free or reduced price lunch, special education students, and students identified as Limited English Proficient.*

5b. Provide a measure of the program's quality.

Current Expenditures Per Pupil

| States in the Midwest Region | 2015-2016 | 2014-2015 | 2013-2014 | 2012-2013 |
|------------------------------|-----------|-----------|-----------|-----------|
| Missouri | \$10,385 | \$10,231 | \$9,856 | \$9,702 |
| Illinois | \$14,327 | \$13,935 | \$13,091 | \$12,443 |
| Indiana | \$9,691 | \$9,529 | \$9,481 | \$9,421 |
| Iowa | \$11,148 | \$10,938 | \$10,645 | \$10,291 |
| Kansas | \$10,216 | \$10,329 | \$9,414 | \$10,011 |
| Michigan | \$11,051 | \$10,956 | \$10,912 | \$10,515 |
| Minnesota | \$12,364 | \$11,924 | \$11,407 | \$11,065 |
| Nebraska | \$12,379 | \$12,174 | \$11,715 | \$11,743 |
| North Dakota | \$13,358 | \$12,909 | \$12,339 | \$11,615 |
| Ohio | \$11,933 | \$11,730 | \$11,255 | \$11,276 |
| South Dakota | \$9,335 | \$9,103 | \$8,873 | \$8,630 |
| Wisconsin | \$11,664 | \$11,538 | \$11,067 | \$11,186 |
| United States | \$11,841 | \$11,454 | \$10,936 | \$10,763 |

SUPPLEMENTAL NEW DECISION ITEM

Department of Elementary and Secondary Education

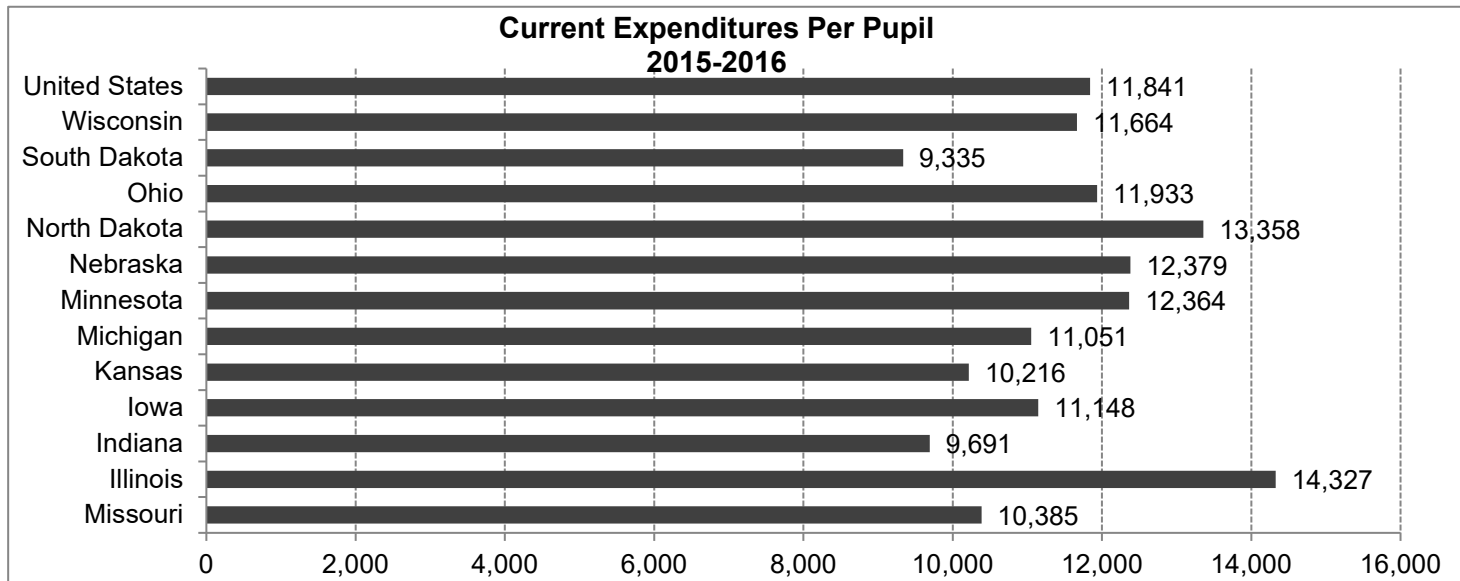
House Bill Section 14.005

Division of Financial and Administrative Services

Foundation Formula Recalculation

DI# 2500002

Original FY 2020 House Bill Section, if applicable 2.015



Source: National Center for Education Statistics (NCES) Revenues and Expenditures for Public Elementary and Secondary School Districts: School Year 2015-2016 (Fiscal Year 2016) (NCES 2018-301) and Revenues and Expenditures for Public Elementary and Secondary School Districts: School Year 2014-2015 (Fiscal Year 2015) (NCES 2018-301) and Revenues and Expenditures for Public Elementary and Secondary School Districts: School Year 2013-2014 (Fiscal Year 2014) (NCES 2016-301) and Revenues and Expenditures for Public Elementary and Secondary School Districts: School Year 2012-2013 (Fiscal Year 2013) (NCES 2015-301) and Revenues and Expenditures for Public Elementary and Secondary School Districts.

SUPPLEMENTAL NEW DECISION ITEM

Department of Elementary and Secondary Education

House Bill Section 14.005

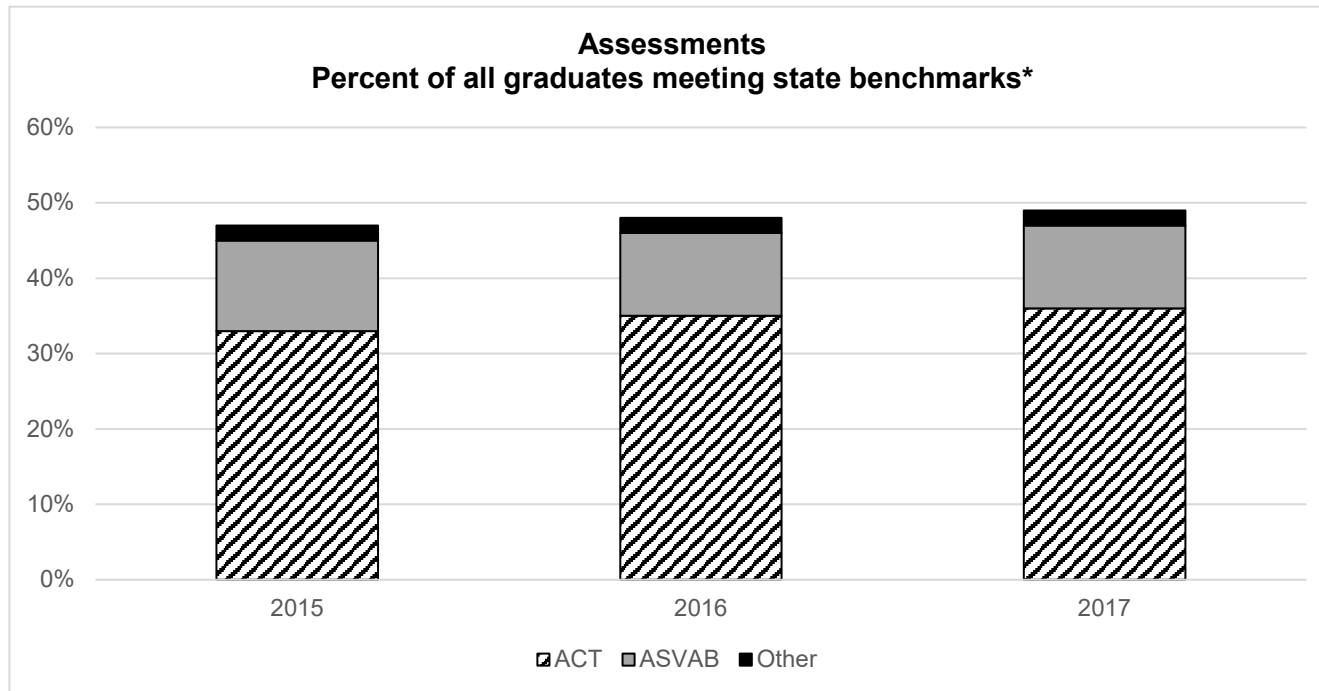
Division of Financial and Administrative Services

Foundation Formula Recalculation

DI# 2500002

Original FY 2020 House Bill Section, if applicable 2.015

5c. Provide a measure of the program's impact.



* Graduates may be included in more than one measure.

** Other includes SAT, COMPASS, and ACT WorkKeys

SUPPLEMENTAL NEW DECISION ITEM

Department of Elementary and Secondary Education

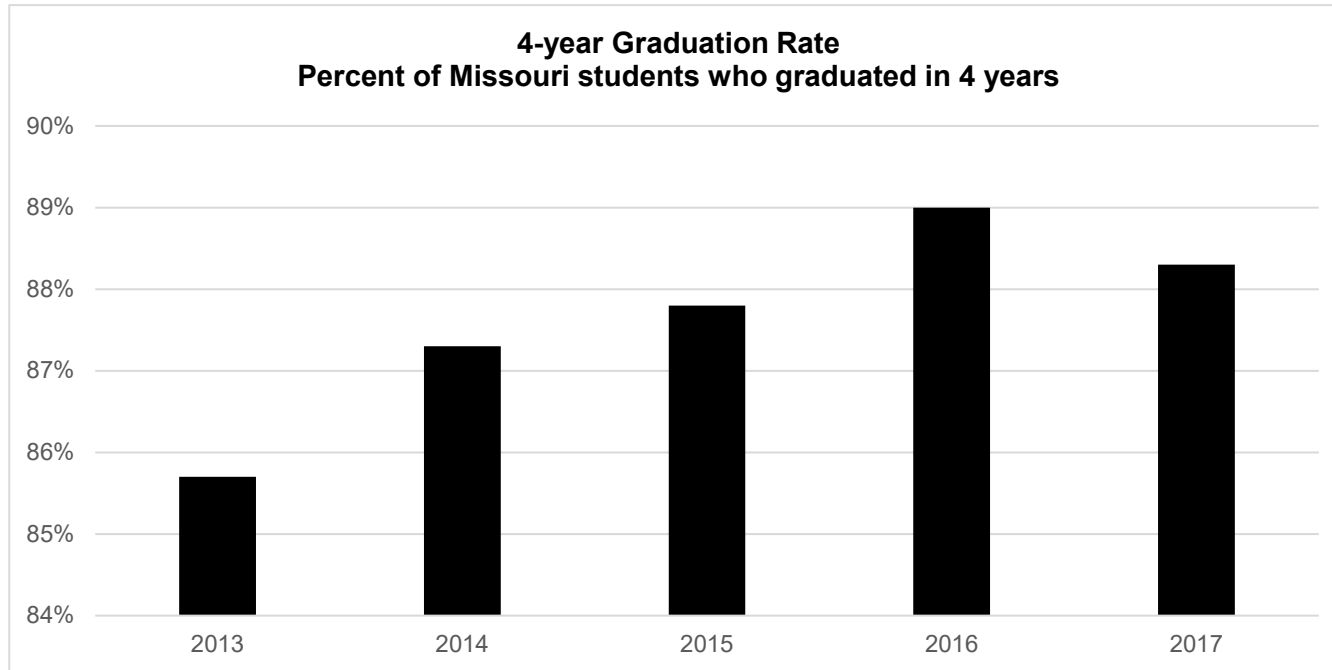
House Bill Section 14.005

Division of Financial and Administrative Services

Foundation Formula Recalculation

DI# 2500002

Original FY 2020 House Bill Section, if applicable 2.015



SUPPLEMENTAL NEW DECISION ITEM

Department of Elementary and Secondary Education

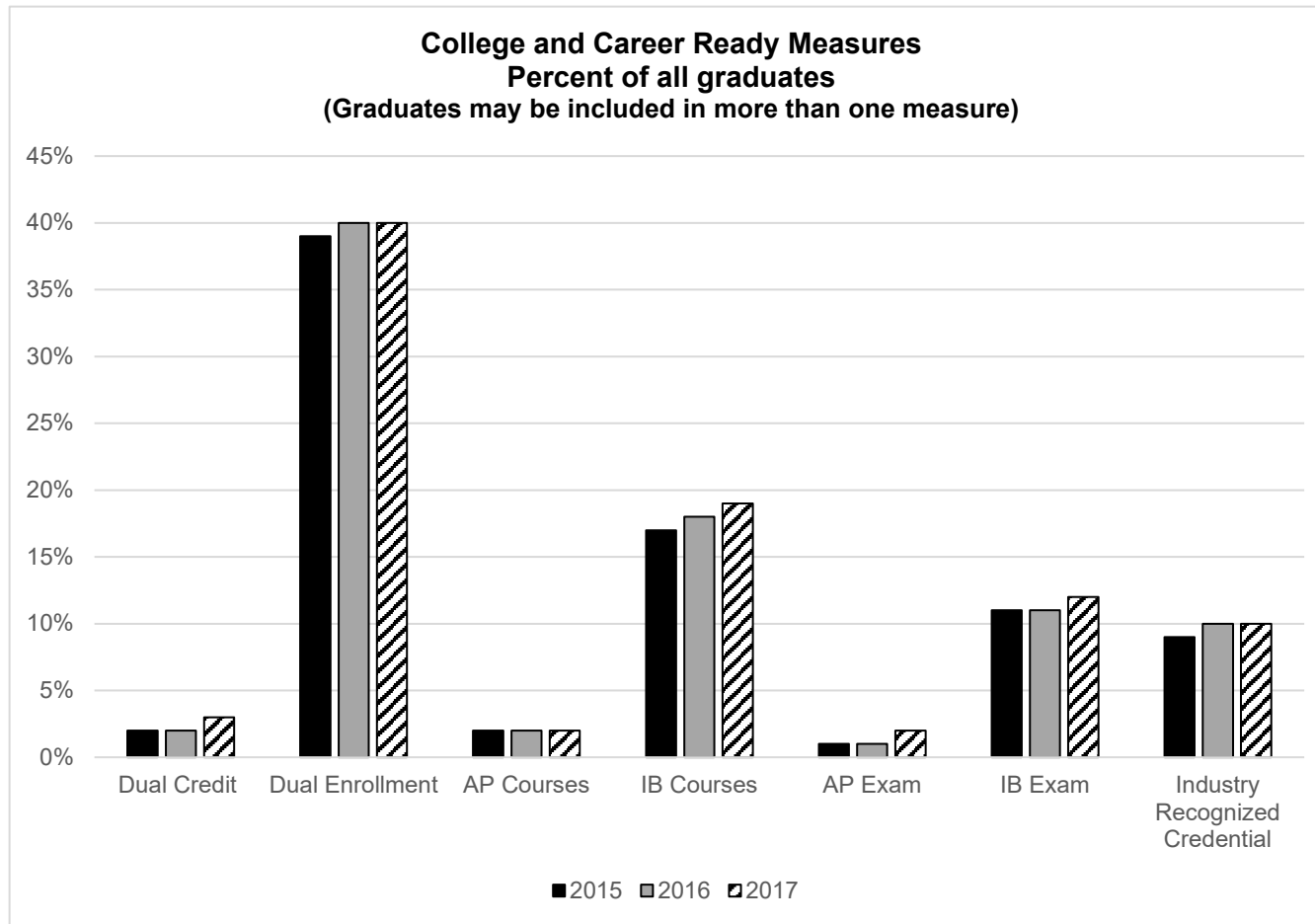
House Bill Section 14.005

Division of Financial and Administrative Services

Foundation Formula Recalculation

DI# 2500002

Original FY 2020 House Bill Section, if applicable 2.015

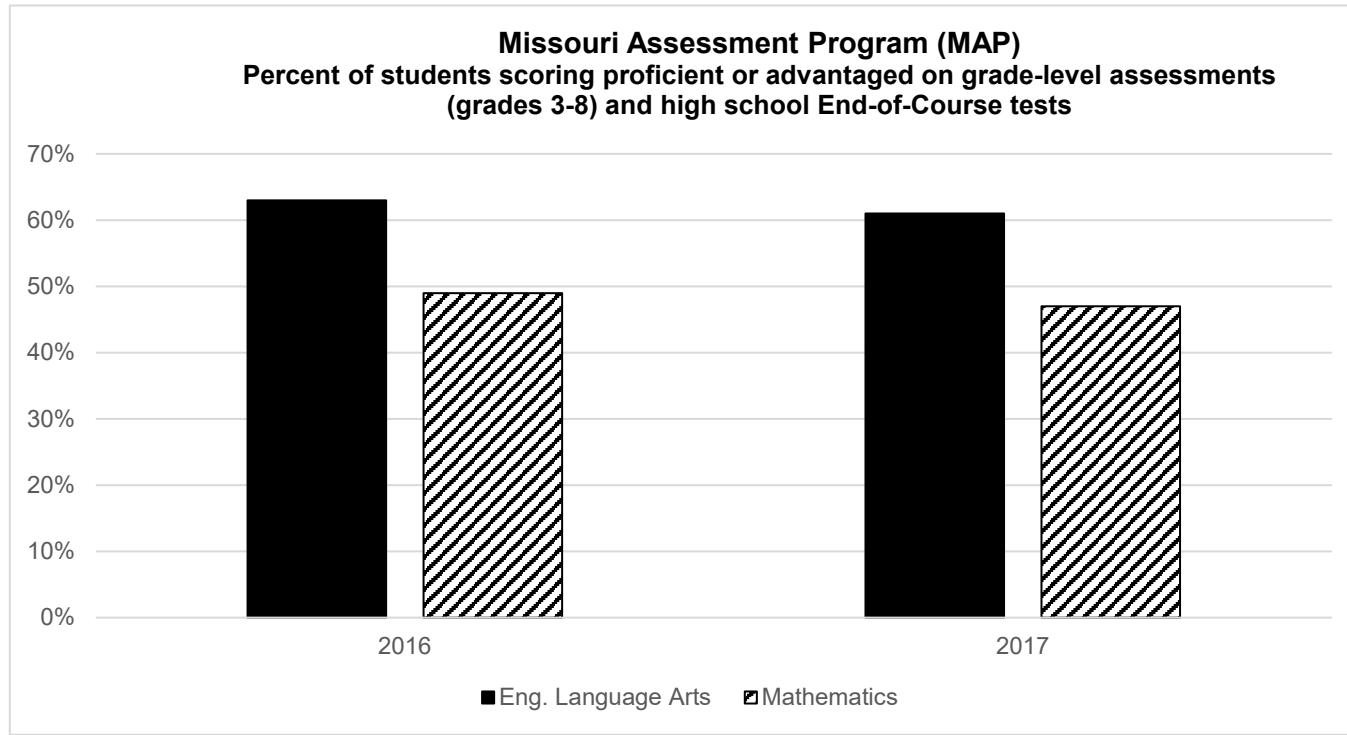


SUPPLEMENTAL NEW DECISION ITEM

Department of Elementary and Secondary Education
Division of Financial and Administrative Services
Foundation Formula Recalculation **DI# 2500002**

House Bill Section 14.005

Original FY 2020 House Bill Section, if applicable 2.015



Note: 2017 results do not include Algebra I or English II End-of-Course tests.

- 5d. Provide a measure of the program's efficiency.**
 All funds will be expended in accordance with Section 163.031, RSMo.

6. STRATEGIES TO ACHIEVE THE PERFORMANCE MEASUREMENT TARGETS:

The Department will continue to obtain all of the information necessary to efficiently and effectively calculate payments due to eligible districts.

SUPPLEMENTAL NEW DECISION ITEM

| | |
|---|--|
| Department of Elementary and Secondary Education | House Bill Section <u>14.010</u> |
| Office of Quality Schools | |
| Ready to Learn - Preschool Grant DI# 2500006 | Original FY 2020 House Bill Section, if applicable <u>2.100</u> |

1. AMOUNT OF REQUEST

| | FY 2020 Supplemental Budget Request | | | |
|---|-------------------------------------|-------------|-------------|-------------|
| | GR | Federal | Other | Total |
| PS | 0 | 0 | 0 | 0 |
| EE | 0 | 0 | 0 | 0 |
| PSD | 0 | 0 | 0 | 0 |
| TRF | 0 | 0 | 0 | 0 |
| Total | 0 | 0 | 0 | 0 |
| FTE | 0.00 | 0.00 | 0.00 | 0.00 |
| POSITIONS | 0 | 0 | 0 | 0 |
| NUMBER OF MONTHS POSITIONS ARE NEEDED: | | | | |
| <i>Est. Fringe</i> | <i>0</i> | <i>0</i> | <i>0</i> | <i>0</i> |

| | FY 2020 Supplemental Governor's Recommendation | | | |
|---|--|------------------|-------------|------------------|
| | GR | Federal | Other | Total |
| PS | 0 | 0 | 0 | 0 |
| EE | 0 | 4,676,961 | 0 | 4,676,961 |
| PSD | 0 | 0 | 0 | 0 |
| TRF | 0 | 0 | 0 | 0 |
| Total | 0 | 4,676,961 | 0 | 4,676,961 |
| FTE | 0.00 | 0.00 | 0.00 | 0.00 |
| POSITIONS | 0 | 0 | 0 | 0 |
| NUMBER OF MONTHS POSITIONS ARE NEEDED: | | | | |
| <i>Est. Fringe</i> | <i>0</i> | <i>0</i> | <i>0</i> | <i>0</i> |

Note: Fringes budgeted in House Bill 5 except for certain fringes budgeted directly to MoDOT, Highway Patrol, and Conservation.

Note: Fringes budgeted in House Bill 5 except for certain fringes budgeted directly to MoDOT, Highway Patrol, and Conservation.

Request was submitted after the initial October 1st budget submission.

2. WHY IS THIS SUPPLEMENTAL FUNDING NEEDED? INCLUDE THE FEDERAL OR STATE STATUTORY OR CONSTITUTIONAL AUTHORIZATION FOR THIS PROGRAM.

Competitive Preschool Development Grant B-5 was awarded to Missouri. This grant will provide funding over three years to implement an interagency effort to provide regional access to coordinated early childhood services to better meet a family's needs, enhance and streamline training opportunities for early learning professionals, and improve systems to better inform decision-making about early learning.

Funding capacity is needed to expend the federal funds.

3. DESCRIBE THE DETAILED ASSUMPTIONS USED TO DERIVE THE SPECIFIC REQUESTED AMOUNT. (How did you determine that the requested number of FTE were appropriate? From what source or standard did you derive the requested levels of funding? Were alternatives such as outsourcing or automation considered? If based on new legislation, does request tie to TAFP fiscal note? If not, explain why.)

The new grant award is for \$11,176,961. The current federal authority is \$6,500,000. The request of \$4,676,961 is the amount needed to expend the difference.

SUPPLEMENTAL NEW DECISION ITEM

| | | | |
|---|--------------------|---|---------------|
| Department of Elementary and Secondary Education | | House Bill Section | 14.010 |
| Office of Quality Schools | | | |
| Ready to Learn - Preschool Grant | DI# 2500006 | Original FY 2020 House Bill Section, if applicable | 2.100 |

4. BREAK DOWN THE REQUEST BY BUDGET OBJECT CLASS, JOB CLASS, AND FUND SOURCE.

| Budget Object Class/Job Class | Gov Rec | Gov Rec | Gov Rec | Gov Rec | Gov Rec | Gov Rec | Gov Rec | Gov Rec |
|--------------------------------------|----------------|----------------|------------------|----------------|----------------|----------------|------------------|----------------|
| | GR | GR | FED | FED | OTHER | OTHER | TOTAL | TOTAL |
| | DOLLARS | FTE | DOLLARS | FTE | DOLLARS | FTE | DOLLARS | FTE |
| In-State Travel | | | 24,000 | | | | 24,000 | 0 |
| Professional Services | | | 4,652,961 | | | | 4,652,961 | |
| Total EE | 0 | | 4,676,961 | | 0 | | 4,676,961 | |
| Grand Total | 0 | 0.0 | 4,676,961 | 0.0 | 0 | 0.0 | 4,676,961 | 0.0 |

SUPPLEMENTAL NEW DECISION ITEM

Department of Elementary and Secondary Education
Office of Quality Schools
Charter School Closure Refund **DI# 2500004**

House Bill Section 14.015

Original FY 2020 House Bill Section, if applicable N/A

1. AMOUNT OF REQUEST

| | FY 2020 Supplemental Budget Request | | | |
|--|-------------------------------------|----------|----------|------------------|
| | GR | Federal | Other | Total |
| PS | 0 | 0 | 0 | 0 |
| EE | 0 | 0 | 0 | 0 |
| PSD | 1,500,000 | 0 | 0 | 1,500,000 |
| TRF | 0 | 0 | 0 | 0 |
| Total | 1,500,000 | 0 | 0 | 1,500,000 |
| | | | | |
| FTE | 0.00 | 0.00 | 0.00 | 0.00 |
| POSITIONS | 0 | 0 | 0 | 0 |
| NUMBER OF MONTHS POSITIONS ARE NEEDED: | _____ | | | |
| Est. Fringe | 0 | 0 | 0 | 0 |

Note: Fringes budgeted in House Bill 5 except for certain fringes budgeted directly to MoDOT, Highway Patrol, and Conservation.

| | FY 2020 Supplemental Governor's Recommendation | | | |
|--|--|----------|----------|------------------|
| | GR | Federal | Other | Total |
| PS | 0 | 0 | 0 | 0 |
| EE | 0 | 0 | 0 | 0 |
| PSD | 1,500,000 | 0 | 0 | 1,500,000 |
| TRF | 0 | 0 | 0 | 0 |
| Total | 1,500,000 | 0 | 0 | 1,500,000 |
| | | | | |
| FTE | 0.00 | 0.00 | 0.00 | 0.00 |
| POSITIONS | 0 | 0 | 0 | 0 |
| NUMBER OF MONTHS POSITIONS ARE NEEDED: | _____ | | | |
| Est. Fringe | 0 | 0 | 0 | 0 |

Note: Fringes budgeted in House Bill 5 except for certain fringes budgeted directly to MoDOT, Highway Patrol, and Conservation.

2. WHY IS THIS SUPPLEMENTAL FUNDING NEEDED? INCLUDE THE FEDERAL OR STATE STATUTORY OR CONSTITUTIONAL AUTHORIZATION FOR THIS PROGRAM.

Under the Charter School Act, Section 160.400-.425, RSMo, DESE gave the Pathways Academy public funds to use to educate students. However, Pathways Academy has closed and is not currently using the funds. Section 160.405.1(17), RSMo, requires the Pathways Academy to return all of its remaining funds to the Department of Elementary and Secondary Education (DESE) to deposit into the State Treasury to the credit of the State or to be disbursed to the School District or Charter Schools in the area of the closed Charter Schools.

To disburse the funds, DESE needs the above requested appropriation capacity.

SUPPLEMENTAL NEW DECISION ITEM

| | | |
|---|--------------------|--|
| Department of Elementary and Secondary Education | | House Bill Section <u>14.015</u> |
| Office of Quality Schools | | |
| Charter School Closure Refund | DI# 2500004 | Original FY 2020 House Bill Section, if applicable <u>N/A</u> |

3. DESCRIBE THE DETAILED ASSUMPTIONS USED TO DERIVE THE SPECIFIC REQUESTED AMOUNT. (How did you determine that the requested number of FTE were appropriate? From what source or standard did you derive the requested levels of funding? Were alternatives such as outsourcing or automation considered? If based on new legislation, does request tie to TAFP fiscal note? If not, explain why.

Pathways Academy returned \$1.5 million to the State. These funds will be distributed according to the percentage of Weighted Average Daily Attendance (WADA) to the Kansas City Public School District and Kansas City Area Charter Schools that were in operation in the year in which Pathways Academy closed. This is a non-count appropriation.

4. BREAK DOWN THE REQUEST BY BUDGET OBJECT CLASS, JOB CLASS, AND FUND SOURCE.

| Budget Object Class/Job Class | Dept Req GR DOLLARS | Dept Req GR FTE | Dept Req FED DOLLARS | Dept Req FED FTE | Dept Req OTHER DOLLARS | Dept Req OTHER FTE | Dept Req TOTAL DOLLARS | Dept Req TOTAL FTE |
|-------------------------------|---------------------------|-----------------------|----------------------------|------------------------|------------------------------|--------------------------|------------------------------|--------------------------|
| Refunds | 1,500,000 | | 0 | | 0 | | 1,500,000 | |
| Total PSD | 1,500,000 | | 0 | | 0 | | 1,500,000 | |
| Grand Total | 1,500,000 | 0.0 | 0 | 0.0 | 0 | 0.0 | 1,500,000 | 0.0 |

| Budget Object Class/Job Class | Gov Rec GR DOLLARS | Gov Rec GR FTE | Gov Rec FED DOLLARS | Gov Rec FED FTE | Gov Rec OTHER DOLLARS | Gov Rec OTHER FTE | Gov Rec TOTAL DOLLARS | Gov Rec TOTAL FTE |
|-------------------------------|--------------------------|----------------------|---------------------------|-----------------------|-----------------------------|-------------------------|-----------------------------|-------------------------|
| Refunds | 1,500,000 | | 0 | | 0 | | 1,500,000 | |
| Total PSD | 1,500,000 | | 0 | | 0 | | 1,500,000 | |
| Grand Total | 1,500,000 | 0.0 | 0 | 0.0 | 0 | 0.0 | 1,500,000 | 0.0 |

SUPPLEMENTAL NEW DECISION ITEM

Department of Elementary and Secondary Education
Office of Quality Schools
Title IV, Part A (Student Support & Academic Enrichment) **DI# 2500005**

House Bill Section 14.020

Original FY 2020 House Bill Section, if applicable 2.160

1. AMOUNT OF REQUEST

| | FY 2020 Supplemental Budget Request | | | |
|---|-------------------------------------|------------------|-------------|------------------|
| | GR | Federal | Other | Total |
| PS | 0 | 0 | 0 | 0 |
| EE | 0 | 0 | 0 | 0 |
| PSD | 0 | 8,000,000 | 0 | 8,000,000 |
| TRF | 0 | 0 | 0 | 0 |
| Total | 0 | 8,000,000 | 0 | 8,000,000 |
| FTE | 0.00 | 0.00 | 0.00 | 0.00 |
| POSITIONS | 0 | 0 | 0 | 0 |
| NUMBER OF MONTHS POSITIONS ARE NEEDED: | _____ | | | |
| <i>Est. Fringe</i> | 0 | 0 | 0 | 0 |

| | FY 2020 Supplemental Governor's Recommendation | | | |
|---|--|------------------|-------------|------------------|
| | GR | Federal | Other | Total |
| PS | 0 | 0 | 0 | 0 |
| EE | 0 | 0 | 0 | 0 |
| PSD | 0 | 8,000,000 | 0 | 8,000,000 |
| TRF | 0 | 0 | 0 | 0 |
| Total | 0 | 8,000,000 | 0 | 8,000,000 |
| FTE | 0.00 | 0.00 | 0.00 | 0.00 |
| POSITIONS | 0 | 0 | 0 | 0 |
| NUMBER OF MONTHS POSITIONS ARE NEEDED: | _____ | | | |
| <i>Est. Fringe</i> | 0 | 0 | 0 | 0 |

Note: Fringes budgeted in House Bill 5 except for certain fringes budgeted directly to MoDOT, Highway Patrol, and Conservation.

Note: Fringes budgeted in House Bill 5 except for certain fringes budgeted directly to MoDOT, Highway Patrol, and Conservation.

2. WHY IS THIS SUPPLEMENTAL FUNDING NEEDED? INCLUDE THE FEDERAL OR STATE STATUTORY OR CONSTITUTIONAL AUTHORIZATION FOR THIS PROGRAM.

Additional capacity is needed to expend all federal funds available within this program. Additional federal money is available under the Every Student Succeeds Act (ESSA) of 2015 to provide all students access to a well rounded education, improve school conditions for student learning, and improve the use of technology in order to improve the academic achievement and digital literacy of all students.

Funding is distributed to the local education agencies (LEA's) based on the Title I formula. LEA's must spend at least 20% of their funding in the areas of well-rounded educational opportunities and safe and healthy students, and must provide at least some funding for effective use of technology.

3. DESCRIBE THE DETAILED ASSUMPTIONS USED TO DERIVE THE SPECIFIC REQUESTED AMOUNT. (How did you determine that the requested number of FTE were appropriate? From what source or standard did you derive the requested levels of funding? Were alternatives such as outsourcing or automation considered? If based on new legislation, does request tie to TAFP fiscal note? If not, explain why.)

The specific requested amount is derived from the U.S. Department of Education funding estimates for Fiscal Year 2019-2020.

SUPPLEMENTAL NEW DECISION ITEM

| | | | | |
|---|--------------------|--|---|---------------|
| Department of Elementary and Secondary Education | | | House Bill Section | 14.020 |
| Office of Quality Schools | | | | |
| Title IV, Part A (Student Support & Academic Enrichment) | | | Original FY 2020 House Bill Section, if applicable | 2.160 |
| | DI# 2500005 | | | |

4. BREAK DOWN THE REQUEST BY BUDGET OBJECT CLASS, JOB CLASS, AND FUND SOURCE.

| Budget Object Class/Job Class | Dept Req GR DOLLARS | Dept Req GR FTE | Dept Req FED DOLLARS | Dept Req FED FTE | Dept Req OTHER DOLLARS | Dept Req OTHER FTE | Dept Req TOTAL DOLLARS | Dept Req TOTAL FTE |
|-------------------------------|---------------------------|-----------------------|----------------------------|------------------------|------------------------------|--------------------------|------------------------------|--------------------------|
| Program Distributions | | | 8,000,000 | | | | 8,000,000 | |
| Total PSD | <u>0</u> | | <u>8,000,000</u> | | <u>0</u> | | <u>8,000,000</u> | |
| Grand Total | <u>0</u> | <u>0.0</u> | <u>8,000,000</u> | <u>0.0</u> | <u>0</u> | <u>0.0</u> | <u>8,000,000</u> | <u>0.0</u> |

| Budget Object Class/Job Class | Gov Rec GR DOLLARS | Gov Rec GR FTE | Gov Rec FED DOLLARS | Gov Rec FED FTE | Gov Rec OTHER DOLLARS | Gov Rec OTHER FTE | Gov Rec TOTAL DOLLARS | Gov Rec TOTAL FTE |
|-------------------------------|--------------------------|----------------------|---------------------------|-----------------------|-----------------------------|-------------------------|-----------------------------|-------------------------|
| Program Distributions | | | 8,000,000 | | | | 8,000,000 | |
| Total PSD | <u>0</u> | | <u>8,000,000</u> | | <u>0</u> | | <u>8,000,000</u> | |
| Grand Total | <u>0</u> | <u>0.0</u> | <u>8,000,000</u> | <u>0.0</u> | <u>0</u> | <u>0.0</u> | <u>8,000,000</u> | <u>0.0</u> |

SUPPLEMENTAL NEW DECISION ITEM

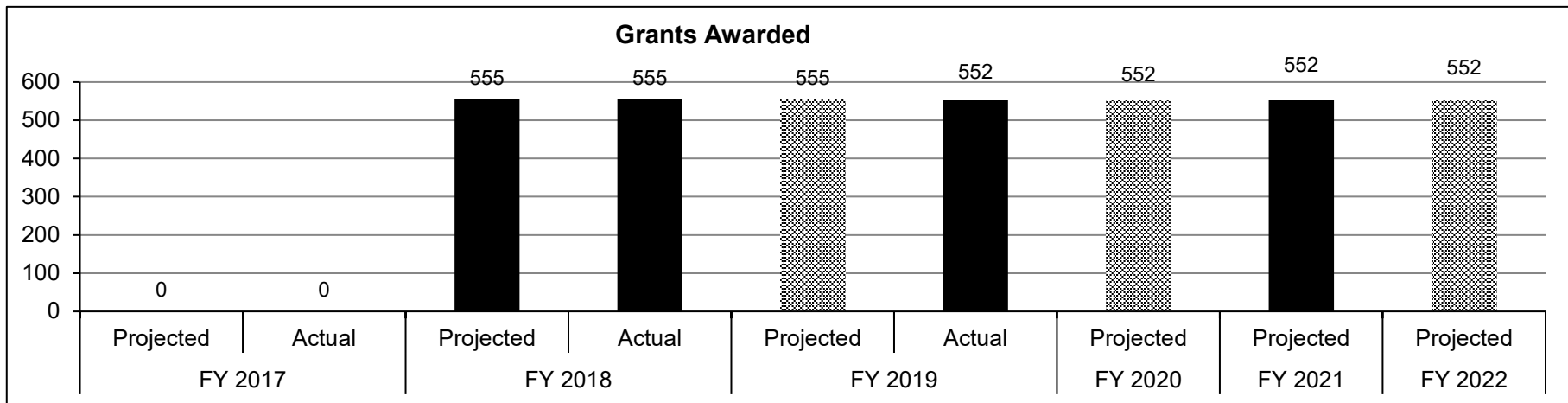
Department of Elementary and Secondary Education
 Office of Quality Schools
 Title IV, Part A (Student Support & Academic Enrichment) DI# 2500005

House Bill Section 14.020

Original FY 2020 House Bill Section, if applicable 2.160

5. PERFORMANCE MEASURES (If new decision item has an associated core, separately identify projected performance with & without additional funding.)

5a. Provide an activity measure of the program.



5b. Provide a measure of the program's quality.

This program is being operated in full compliance of federal guidelines which govern the program.

SUPPLEMENTAL NEW DECISION ITEM

Department of Elementary and Secondary Education
 Office of Quality Schools
 Title IV, Part A (Student Support &
 Academic Enrichment) DI# 2500005

House Bill Section 14.020

Original FY 2020 House Bill Section, if applicable 2.160

5c. Provide a measure of the program's impact.

Long-term goals and measures of interim progress – Proficiency-based (Proficient and Advanced)

| ELA - State P&A | 2016 | AAIS** | 2017 | | 2018+ | | 2019 | | 2020 | 2021 |
|----------------------------|------|--------|------|--------|-------|--------|------|--------|------|------|
| | Base | | Goal | Actual | Goal | Actual | Goal | Actual | Goal | Goal |
| All Students | 62.9 | 1.9 | 64.8 | 61.3 | 66.6 | 49.3 | 68.5 | 48.6 | 70.3 | 72.2 |
| Asian/ Pacific Island | 75.4 | 1.2 | 76.6 | 74.3 | 77.9 | 67.9 | 79.1 | 67.4 | 80.3 | 81.5 |
| Black | 39.9 | 3.0 | 42.9 | 37.8 | 45.9 | 25.7 | 48.9 | 24.7 | 51.9 | 54.9 |
| Hispanic | 53.2 | 2.3 | 55.5 | 52.2 | 57.9 | 39.6 | 60.2 | 39.0 | 62.6 | 64.9 |
| Indian/ Alaskan | 58.8 | 2.1 | 60.9 | 57.7 | 62.9 | 46.1 | 65.0 | 44.3 | 67.0 | 69.1 |
| White | 68.5 | 1.6 | 70.1 | 67 | 71.7 | 55.1 | 73.2 | 54.5 | 74.8 | 76.4 |
| Multi-Race | 62.0 | 1.9 | 63.9 | 61.1 | 65.8 | 48.0 | 67.7 | 47.6 | 69.6 | 71.5 |
| Free/ Reduced Lunch | 49.8 | 2.5 | 52.3 | 48.5 | 54.8 | 35.4 | 57.3 | 34.9 | 59.8 | 62.3 |
| Limited English Proficient | 40.5 | 3.0 | 43.5 | 41.7 | 46.5 | 30.4 | 49.4 | 15.7 | 52.4 | 55.4 |
| Special Education | 29.2 | 2.0 | 31.0 | 28.7 | 33.0 | 18.7 | 35.0 | 17.7 | 37.0 | 39.0 |

Source: Missouri Department of Elementary and Secondary Education, Data as of August 8, 2019

**AAIS = Average Annual Improvement Step

+New ELA assessments were implemented in 2018 and goals will be recalibrated no later than June 30, 2020

SUPPLEMENTAL NEW DECISION ITEM

Department of Elementary and Secondary Education
Office of Quality Schools
Title IV, Part A (Student Support & Academic Enrichment)

House Bill Section 14.020

DI# 2500005

Original FY 2020 House Bill Section, if applicable 2.160

Long-term goals and measures of interim progress – Proficiency-based (Proficient and Advanced)

| Mathematics - State P&A | 2016 | AAIS** | 2017 | | 2018+* | | 2019 | | 2020 | 2021 |
|----------------------------|------|--------|------|--------|--------|--------|------|--------|------|------|
| | Base | | Goal | Actual | Goal | Actual | Goal | Actual | Goal | Goal |
| All Students | 48.6 | 2.6 | 51.2 | 47.1 | 53.7 | 42.1 | 56.3 | 41.8 | 58.9 | 61.5 |
| Asian/ Pacific Island | 69.2 | 1.5 | 70.7 | 67.6 | 72.3 | 68.0 | 73.8 | 67.4 | 75.4 | 76.9 |
| Black | 25.1 | 3.7 | 28.8 | 22.8 | 32.6 | 18.6 | 36.3 | 18.3 | 40.1 | 43.8 |
| Hispanic | 39.0 | 3.1 | 42.1 | 37.7 | 45.1 | 33.0 | 48.2 | 32.8 | 51.2 | 54.3 |
| Indian/ Alaskan | 41.4 | 2.9 | 44.3 | 41.3 | 47.3 | 39.6 | 50.2 | 35.8 | 53.1 | 56.0 |
| White | 54.0 | 2.3 | 56.3 | 52.9 | 58.6 | 47.6 | 60.9 | 47.4 | 63.2 | 65.5 |
| Multi-Race | 46.9 | 2.7 | 49.6 | 45.3 | 52.2 | 39.7 | 54.9 | 39.5 | 57.5 | 60.2 |
| Free/ Reduced Lunch | 34.8 | 3.3 | 38.1 | 33.5 | 41.3 | 28.5 | 44.6 | 28.3 | 47.8 | 51.1 |
| Limited English Proficient | 31.8 | 3.4 | 35.2 | 32.1 | 38.6 | 29.5 | 42.0 | 18.1 | 45.4 | 48.8 |
| Special Education | 18.7 | 2.0 | 22.0 | 18.2 | 24.0 | 14.2 | 26.0 | 14.2 | 28.0 | 30.0 |

Source: Missouri Department of Elementary and Secondary Education, Data as of August 8, 2019

***AAIS = Average Annual Improvement Step*

+New Mathematics assessments were implemented in 2018 and goals will be recalibrated no later than June 30, 2020

SUPPLEMENTAL NEW DECISION ITEM

| | |
|---|---|
| Department of Elementary and Secondary Education | House Bill Section 14.020 |
| Office of Quality Schools | |
| Title IV, Part A (Student Support & Academic Enrichment) | |
| DI# 2500005 | Original FY 2020 House Bill Section, if applicable 2.160 |

Long Term Goals and Measures of Interim Progress - Graduation Rates

| 4 year graduation rate | 2016 | AAIS** | 2017 | | 2018* | | 2019 | | 2020 | 2021 |
|------------------------------|--------|--------|--------|--------|--------|--------|--------|--------|--------|--------|
| | Actual | | Goal | Actual | Goal | Actual | Goal | Actual | Goal | |
| All Students | 89.0% | 0.60 | 91.50% | 88.30% | 92.10% | 89.05% | 92.70% | 89.44% | 93.30% | 93.90% |
| Asian | 93.1% | 0.40 | 94.60% | 91.20% | 95.00% | 92.98% | 95.40% | 92.89% | 95.80% | 96.20% |
| Black | 79.0% | 1.15 | 83.70% | 75.80% | 84.90% | 79.24% | 86.00% | 80.34% | 87.20% | 88.35% |
| Hawaiian or Pacific Islander | 86.8% | 0.70 | 89.70% | 87.00% | 90.40% | 86.54% | 91.20% | 83.20% | 91.90% | 92.60% |
| Hispanic | 83.1% | 0.95 | 86.90% | 84.40% | 87.80% | 84.52% | 88.80% | 86.30% | 89.70% | 90.65% |
| Indian | 85.9% | 0.80 | 89.00% | 83.80% | 89.80% | 86.64% | 90.60% | 85.67% | 91.40% | 92.20% |
| White | 91.6% | 0.45 | 93.50% | 91.40% | 93.90% | 91.52% | 94.40% | 91.70% | 94.90% | 95.35% |
| Multi-Race | 88.6% | 0.65 | 91.10% | 89.00% | 91.80% | 88.15% | 92.40% | 88.28% | 93.00% | 93.65% |
| Free/ Reduced Lunch | 82.2% | 1.00 | 86.10% | 80.10% | 87.10% | 81.72% | 88.10% | 82.41% | 89.10% | 90.10% |
| Limited English Proficient | 68.1% | 0.75 | 75.20% | 67.00% | 76.90% | 70.13% | 78.70% | 72.45% | 80.50% | 81.25% |
| Special Education | 77.6% | 0.50 | 73.50% | 76.90% | 74.00% | 75.59% | 74.50% | 77.00% | 75.00% | 75.50% |

Source: Missouri Department of Elementary and Secondary Education, Data as of August 8, 2019

**AAIS = Average Annual Improvement Step

SUPPLEMENTAL NEW DECISION ITEM

| | |
|---|--|
| Department of Elementary and Secondary Education | House Bill Section <u>14.020</u> |
| Office of Quality Schools | |
| Title IV, Part A (Student Support & Academic Enrichment) | |
| DI# 2500005 | Original FY 2020 House Bill Section, if applicable <u>2.160</u> |

5d. Provide a measure of the program's efficiency.

Data will be collected to measure this program's efficiency from our Tiered Monitoring system. The percent of School Districts that meet a high level of compliance for this program will be reported for the 2019-20 School Year and following years. School Districts are monitored at a minimum once every three years.

6. STRATEGIES TO ACHIEVE THE PERFORMANCE MEASUREMENT TARGETS:

The Department will continue to obtain all of the information necessary to efficiently and effectively calculate payments due to eligible districts.

SUPPLEMENTAL NEW DECISION ITEM

Department of Higher Education and Workforce Development
Division of Four-Year Universities
Southeast MO State University - Tax Refund Offset DI# 2555002

House Bill Section 14.025

Original FY 2020 House Bill Section, if applicable 3.215

1. AMOUNT OF REQUEST

| | FY 2020 Supplemental Budget Request | | | |
|--|-------------------------------------|----------|----------------|----------------|
| | GR | Federal | Other | Total |
| PS | 0 | 0 | 0 | 0 |
| EE | 0 | 0 | 0 | 0 |
| PSD | 0 | 0 | 150,000 | 150,000 |
| TRF | 0 | 0 | 0 | 0 |
| Total | 0 | 0 | 150,000 | 150,000 |
| | | | | |
| FTE | 0.00 | 0.00 | 0.00 | 0.00 |
| POSITIONS | 0 | 0 | 0 | 0 |
| NUMBER OF MONTHS POSITIONS ARE NEEDED: | _____ | | | |
| Est. Fringe | 0 | 0 | 0 | 0 |

Note: Fringes budgeted in House Bill 5 except for certain fringes budgeted directly to MoDOT, Highway Patrol, and Conservation.

Other Funds: Debt Offset Escrow Fund

| | FY 2020 Supplemental Governor's Recommendation | | | |
|--|--|----------|----------------|----------------|
| | GR | Federal | Other | Total |
| PS | 0 | 0 | 0 | 0 |
| EE | 0 | 0 | 0 | 0 |
| PSD | 0 | 0 | 150,000 | 150,000 |
| TRF | 0 | 0 | 0 | 0 |
| Total | 0 | 0 | 150,000 | 150,000 |
| | | | | |
| FTE | 0.00 | 0.00 | 0.00 | 0.00 |
| POSITIONS | 0 | 0 | 0 | 0 |
| NUMBER OF MONTHS POSITIONS ARE NEEDED: | _____ | | | |
| Est. Fringe | 0 | 0 | 0 | 0 |

Note: Fringes budgeted in House Bill 5 except for certain fringes budgeted directly to MoDOT, Highway Patrol, and Conservation.

Other Funds: Debt Offset Escrow Fund

2. WHY IS THIS SUPPLEMENTAL FUNDING NEEDED? INCLUDE THE FEDERAL OR STATE STATUTORY OR CONSTITUTIONAL AUTHORIZATION FOR THIS PROGRAM.

Per Sections 143.781-786, RSMo, income tax refunds may be set off against a debt owed by a state taxpayer. Southeast Missouri State University (SEMO) has current appropriation authority of \$200,000 to recover unpaid debts owed to the institution by state taxpayers. Some payments were delayed in FY 19 which has caused excess to be paid from the FY 20 debt offset appropriation.

SUPPLEMENTAL NEW DECISION ITEM

| | | | |
|---|--------------------|---|---------------|
| Department of Higher Education and Workforce Development | | House Bill Section | 14.025 |
| Division of Four-Year Universities | | | |
| Southeast MO State University - Tax Refund Offset | DI# 2555002 | Original FY 2020 House Bill Section, if applicable | 3.215 |

3. DESCRIBE THE DETAILED ASSUMPTIONS USED TO DERIVE THE SPECIFIC REQUESTED AMOUNT. (How did you determine that the requested number of FTE were appropriate? From what source or standard did you derive the requested levels of funding? Were alternatives such as outsourcing or automation considered? If based on new legislation, does request tie to TAFP fiscal note? If not, explain why.

DHEWD estimates an additional \$150,000 will be sufficient to cover reimbursement of the potential increase in debts owed to SEMO in FY 20. In FY 19, SEMO only recovered \$4,200 of debt-offset funds. Through the end of December of FY 20, SEMO has already recovered approximately \$160,000 of their allotted \$200,000. This is a one-time request. This is a non-count appropriation.

4. BREAK DOWN THE REQUEST BY BUDGET OBJECT CLASS, JOB CLASS, AND FUND SOURCE.

| Budget Object Class/Job Class | Dept Req GR DOLLARS | Dept Req GR FTE | Dept Req FED DOLLARS | Dept Req FED FTE | Dept Req OTHER DOLLARS | Dept Req OTHER FTE | Dept Req TOTAL DOLLARS | Dept Req TOTAL FTE |
|--------------------------------------|------------------------------------|--------------------------------|-------------------------------------|---------------------------------|---------------------------------------|-----------------------------------|---------------------------------------|-----------------------------------|
| Program Distributions | | | | | 150,000 | | 150,000 | |
| Total PSD | 0 | | 0 | | 150,000 | | 150,000 | |
| Grand Total | 0 | 0.0 | 0 | 0.0 | 150,000 | 0.0 | 150,000 | 0.0 |

| Budget Object Class/Job Class | Gov Rec GR DOLLARS | Gov Rec GR FTE | Gov Rec FED DOLLARS | Gov Rec FED FTE | Gov Rec OTHER DOLLARS | Gov Rec OTHER FTE | Gov Rec TOTAL DOLLARS | Gov Rec TOTAL FTE |
|--------------------------------------|-----------------------------------|-------------------------------|------------------------------------|--------------------------------|--------------------------------------|----------------------------------|--------------------------------------|----------------------------------|
| Program Distributions | | | | | 150,000 | | 150,000 | |
| Total PSD | 0 | | 0 | | 150,000 | | 150,000 | |
| Grand Total | 0 | 0.0 | 0 | 0.0 | 150,000 | 0.0 | 150,000 | 0.0 |

SUPPLEMENTAL NEW DECISION ITEM

| | |
|------------------------------|--|
| Department of Revenue | House Bill Section <u>14.030</u> |
| Amendment 3 Transfer | Original FY 2020 House Bill Section, if applicable <u>N/A</u> |

1. AMOUNT OF REQUEST

| | FY 2020 Supplemental Budget Request | | | |
|--|-------------------------------------|----------|----------|----------------|
| | GR | Federal | Other | Total |
| PS | 0 | 0 | 0 | 0 |
| EE | 0 | 0 | 0 | 0 |
| PSD | 0 | 0 | 0 | 0 |
| TRF | 243,428 | 0 | 0 | 243,428 |
| Total | 243,428 | 0 | 0 | 243,428 |
| | | | | |
| FTE | 0.00 | 0.00 | 0.00 | 0.00 |
| POSITIONS | 0 | 0 | 0 | 0 |
| NUMBER OF MONTHS POSITIONS ARE NEEDED: | | | | |
| Est. Fringe | 0 | 0 | 0 | 0 |

| | FY 2020 Supplemental Governor's Recommendation | | | |
|--|--|----------|----------|----------------|
| | GR | Federal | Other | Total |
| PS | 0 | 0 | 0 | 0 |
| EE | 0 | 0 | 0 | 0 |
| PSD | 0 | 0 | 0 | 0 |
| TRF | 243,428 | 0 | 0 | 243,428 |
| Total | 243,428 | 0 | 0 | 243,428 |
| | | | | |
| FTE | 0.00 | 0.00 | 0.00 | 0.00 |
| POSITIONS | 0 | 0 | 0 | 0 |
| NUMBER OF MONTHS POSITIONS ARE NEEDED: | | | | |
| Est. Fringe | 0 | 0 | 0 | 0 |

Note: Fringes budgeted in House Bill 5 except for certain fringes budgeted directly to MoDOT, Highway Patrol, and Conservation.

Note: Fringes budgeted in House Bill 5 except for certain fringes budgeted directly to MoDOT, Highway Patrol, and Conservation.

2. WHY IS THIS SUPPLEMENTAL FUNDING NEEDED? INCLUDE THE FEDERAL OR STATE STATUTORY OR CONSTITUTIONAL AUTHORIZATION FOR THIS PROGRAM.

Under Article IV, Sections 29, 30(a), 30(b), and 30(c) of the Constitution of the State of Missouri (Amendment 3), the Department of Revenue (DOR) may retain highway funds to offset its highway fund collection costs. However, the same provisions limit the Department of Revenue to retaining no more than three percent of the collected funds. This decision item will transfer from General Revenue to highway funds the amount DOR holds above the three percent limit.

SUPPLEMENTAL NEW DECISION ITEM

| | | |
|------------------------------|--------------------|--|
| Department of Revenue | | House Bill Section <u>14.030</u> |
| Amendment 3 Transfer | DI# 2860003 | Original FY 2020 House Bill Section, if applicable <u>N/A</u> |

3. DESCRIBE THE DETAILED ASSUMPTIONS USED TO DERIVE THE SPECIFIC REQUESTED AMOUNT. (How did you determine that the requested number of FTE were appropriate? From what source or standard did you derive the requested levels of funding? Were alternatives such as outsourcing or automation considered? If based on new legislation, does request tie to TAFP fiscal note? If not, explain why.

The Missouri Department of Transportation calculates the General Revenue transfer to the State Highways and Transportation Department Fund. The Office of Administration and the Department of Revenue review MoDOT's results.

| | |
|---|------------------|
| Total DOR Highway Fund Collections | \$662,167,713 |
| 3% of Collections | \$19,865,031 |
| Total DOR Highway Fund Expenditures | \$20,108,459 |
| Expenditures over the 3% limitation | (\$243,428) |

4. BREAK DOWN THE REQUEST BY BUDGET OBJECT CLASS, JOB CLASS, AND FUND SOURCE.

| Budget Object Class/Job Class | Dept Req GR DOLLARS | Dept Req GR FTE | Dept Req FED DOLLARS | Dept Req FED FTE | Dept Req OTHER DOLLARS | Dept Req OTHER FTE | Dept Req TOTAL DOLLARS | Dept Req TOTAL FTE |
|--------------------------------------|------------------------------------|--------------------------------|-------------------------------------|---------------------------------|---------------------------------------|-----------------------------------|---------------------------------------|-----------------------------------|
| Transfers | 243,428 | | 0 | | 0 | | 243,428 | |
| Total TRF | 243,428 | | 0 | | 0 | | 243,428 | |
| Grand Total | 243,428 | 0.0 | 0 | 0.0 | 0 | 0.0 | 243,428 | 0.0 |

| Budget Object Class/Job Class | Gov Rec GR DOLLARS | Gov Rec GR FTE | Gov Rec FED DOLLARS | Gov Rec FED FTE | Gov Rec OTHER DOLLARS | Gov Rec OTHER FTE | Gov Rec TOTAL DOLLARS | Gov Rec TOTAL FTE |
|--------------------------------------|-----------------------------------|-------------------------------|------------------------------------|--------------------------------|--------------------------------------|----------------------------------|--------------------------------------|----------------------------------|
| Transfers | 243,428 | | 0 | | 0 | | 243,428 | |
| Total TRF | 243,428 | | 0 | | 0 | | 243,428 | |
| Grand Total | 243,428 | 0.0 | 0 | 0.0 | 0 | 0.0 | 243,428 | 0.0 |

SUPPLEMENTAL NEW DECISION ITEM

| | | |
|---|---|---------------|
| Department of Revenue | House Bill Section | 14.035 |
| Division of Motor Vehicle and Driver Licensing | | |
| Emblem Use Fee Distribution | Original FY 2020 House Bill Section, if applicable | 4.055 |
| DI# 2860002 | | |

1. AMOUNT OF REQUEST

| | FY 2020 Supplemental Budget Request | | | |
|---|-------------------------------------|-------------|-------------|--------------|
| | GR | Federal | Other | Total |
| PS | 0 | 0 | 0 | 0 |
| EE | 0 | 0 | 0 | 0 |
| PSD | 2,727 | 0 | 0 | 2,727 |
| TRF | 0 | 0 | 0 | 0 |
| Total | 2,727 | 0 | 0 | 2,727 |
| FTE | 0.00 | 0.00 | 0.00 | 0.00 |
| POSITIONS | 0 | 0 | 0 | 0 |
| NUMBER OF MONTHS POSITIONS ARE NEEDED: | | | | |
| <i>Est. Fringe</i> | <i>0</i> | <i>0</i> | <i>0</i> | <i>0</i> |

| | FY 2020 Supplemental Governor's Recommendation | | | |
|---|--|-------------|-------------|---------------|
| | GR | Federal | Other | Total |
| PS | 0 | 0 | 0 | 0 |
| EE | 0 | 0 | 0 | 0 |
| PSD | 19,000 | 0 | 0 | 19,000 |
| TRF | 0 | 0 | 0 | 0 |
| Total | 19,000 | 0 | 0 | 19,000 |
| FTE | 0.00 | 0.00 | 0.00 | 0.00 |
| POSITIONS | 0 | 0 | 0 | 0 |
| NUMBER OF MONTHS POSITIONS ARE NEEDED: | | | | |
| <i>Est. Fringe</i> | <i>0</i> | <i>0</i> | <i>0</i> | <i>0</i> |

Note: Fringes budgeted in House Bill 5 except for certain fringes budgeted directly to MoDOT, Highway Patrol, and Conservation.

Note: Fringes budgeted in House Bill 5 except for certain fringes budgeted directly to MoDOT, Highway Patrol, and Conservation.

The difference between the Governor recommended amount and the department request is due to more recent projections.

2. WHY IS THIS SUPPLEMENTAL FUNDING NEEDED? INCLUDE THE FEDERAL OR STATE STATUTORY OR CONSTITUTIONAL AUTHORIZATION FOR THIS PROGRAM.

Individuals requesting a specialty plate make a contribution of an emblem use authorization fee to organizations sponsoring the specialty plate. If state statute allows the individual to make the emblem use authorization fee to the Department, the Department must remit the fees to the applicable organization. The fees are deposited into General Revenue.

Section 301.3141, RSMo. requires the director of revenue to remit all emblem use contribution fees collected for the SOME GAVE ALL specialty license plate applications to the Veterans of Foreign Wars Department of Missouri. Based upon current emblem use fee collections, the Department is requesting an increase in appropriation authority to make timely distributions.

Section 301.3175, RSMo. of House Bill 898 (Walsh), passed during the 100th General Assembly (2019), creates the BACK THE BLUE specialty plate. The legislation authorizes the Department to collect a ten-dollar contribution on behalf of the Missouri Law Enforcement Memorial Foundation. The Department is requesting an appropriation increase to allow the Department to distribute contributions collected for the new specialty plate.

SUPPLEMENTAL NEW DECISION ITEM

| | | | |
|---|--------------------|---|---------------|
| Department of Revenue | | House Bill Section | 14.035 |
| Division of Motor Vehicle and Driver Licensing | | | |
| Emblem Use Fee Distribution | DI# 2860002 | Original FY 2020 House Bill Section, if applicable | 4.055 |

3. DESCRIBE THE DETAILED ASSUMPTIONS USED TO DERIVE THE SPECIFIC REQUESTED AMOUNT. (How did you determine that the requested number of FTE were appropriate? From what source or standard did you derive the requested levels of funding? Were alternatives such as outsourcing or automation considered? If based on new legislation, does request tie to TAFP fiscal note? If not, explain why.)

The current appropriation level is \$1,000. For Fiscal Year 2019, the Department collected \$2,060 in emblem use fees for the SOME GAVE ALL specialty plate.

Requests for the BACK THE BLUE license plates have been stronger than the fiscal note estimate for House Bill 898 of 200 applications. With five months of actual data, DOR estimates 1,794 applications during FY 2020 for the BACK THE BLUE license plates.

The requested appropriation increase amount:

| | |
|--|------------------|
| SOME GAVE ALL specialty plate (\$2,060 less current \$1,000 appropriation authority) | \$ 1,060 |
| BACK THE BLUE specialty plate (1,794 applications X \$10.00 per application) | <u>\$ 17,940</u> |
| Total Supplemental Request | \$ 19,000 |

4. BREAK DOWN THE REQUEST BY BUDGET OBJECT CLASS, JOB CLASS, AND FUND SOURCE.

| Budget Object Class/Job Class | Dept Req GR DOLLARS | Dept Req GR FTE | Dept Req FED DOLLARS | Dept Req FED FTE | Dept Req OTHER DOLLARS | Dept Req OTHER FTE | Dept Req TOTAL DOLLARS | Dept Req TOTAL FTE |
|--------------------------------------|------------------------------------|--------------------------------|-------------------------------------|---------------------------------|---------------------------------------|-----------------------------------|---------------------------------------|-----------------------------------|
| Program Distributions | 2,727 | | | | | | 0 | 0.0 |
| Total PSD | <u>2,727</u> | | <u>0</u> | | <u>0</u> | | <u>2,727</u> | |
| Grand Total | <u>2,727</u> | <u>0.0</u> | <u>0</u> | <u>0.0</u> | <u>0</u> | <u>0.0</u> | <u>2,727</u> | <u>0.0</u> |

| Budget Object Class/Job Class | Gov Rec GR DOLLARS | Gov Rec GR FTE | Gov Rec FED DOLLARS | Gov Rec FED FTE | Gov Rec OTHER DOLLARS | Gov Rec OTHER FTE | Gov Rec TOTAL DOLLARS | Gov Rec TOTAL FTE |
|--------------------------------------|-----------------------------------|-------------------------------|------------------------------------|--------------------------------|--------------------------------------|----------------------------------|--------------------------------------|----------------------------------|
| Program Distributions | 19,000 | | | | | | 0 | 0.0 |
| Total PSD | <u>19,000</u> | | <u>0</u> | | <u>0</u> | | <u>19,000</u> | |
| Grand Total | <u>19,000</u> | <u>0.0</u> | <u>0</u> | <u>0.0</u> | <u>0</u> | <u>0.0</u> | <u>19,000</u> | <u>0.0</u> |

SUPPLEMENTAL NEW DECISION ITEM

| | | |
|--|---------------------------|---|
| Department of Revenue | House Bill Section | 14.040 |
| Division of Taxation and Administration | | |
| General Revenue Refunds | DI# 2860004 | Original FY 2020 House Bill Section, if applicable |
| | | 4.060 |

1. AMOUNT OF REQUEST

| | FY 2020 Supplemental Budget Request | | | |
|---|-------------------------------------|-------------|-------------|-------------|
| | GR | Federal | Other | Total |
| PS | 0 | 0 | 0 | 0 |
| EE | 0 | 0 | 0 | 0 |
| PSD | 0 | 0 | 0 | 0 |
| TRF | 0 | 0 | 0 | 0 |
| Total | 0 | 0 | 0 | 0 |
| FTE | 0.00 | 0.00 | 0.00 | 0.00 |
| POSITIONS | 0 | 0 | 0 | 0 |
| NUMBER OF MONTHS POSITIONS ARE NEEDED: | | | | |
| <i>Est. Fringe</i> | <i>0</i> | <i>0</i> | <i>0</i> | <i>0</i> |

Note: Fringes budgeted in House Bill 5 except for certain fringes budgeted directly to MoDOT, Highway Patrol, and Conservation.

| | FY 2020 Supplemental Governor's Recommendation | | | |
|---|--|-------------|-------------|--------------------|
| | GR | Federal | Other | Total |
| PS | 0 | 0 | 0 | 0 |
| EE | 0 | 0 | 0 | 0 |
| PSD | 100,000,000 | 0 | 0 | 100,000,000 |
| TRF | 0 | 0 | 0 | 0 |
| Total | 100,000,000 | 0 | 0 | 100,000,000 |
| FTE | 0.00 | 0.00 | 0.00 | 0.00 |
| POSITIONS | 0 | 0 | 0 | 0 |
| NUMBER OF MONTHS POSITIONS ARE NEEDED: | | | | |
| <i>Est. Fringe</i> | <i>0</i> | <i>0</i> | <i>0</i> | <i>0</i> |

Note: Fringes budgeted in House Bill 5 except for certain fringes budgeted directly to MoDOT, Highway Patrol, and Conservation.

Request was submitted after the initial October 1st budget submission.

2. WHY IS THIS SUPPLEMENTAL FUNDING NEEDED? INCLUDE THE FEDERAL OR STATE STATUTORY OR CONSTITUTIONAL AUTHORIZATION FOR THIS PROGRAM.

This appropriation allows the Department of Revenue to pay outstanding refund claims for taxes and fees collected and deposited into the General Revenue Fund as required by Section 136.035, RSMo. The Department processes refund claims for individual and corporate income, property tax credit, withholding, sales and use taxes, and other General Revenue refunds.

SUPPLEMENTAL NEW DECISION ITEM

| | | | |
|--|--------------------|---|---------------|
| Department of Revenue | | House Bill Section | 14.040 |
| Division of Taxation and Administration | | | |
| General Revenue Refunds | DI# 2860004 | Original FY 2020 House Bill Section, if applicable | 4.060 |

3. DESCRIBE THE DETAILED ASSUMPTIONS USED TO DERIVE THE SPECIFIC REQUESTED AMOUNT. (How did you determine that the requested number of FTE were appropriate? From what source or standard did you derive the requested levels of funding? Were alternatives such as outsourcing or automation considered? If based on new legislation, does request tie to TAFP fiscal note? If not, explain why.

A supplemental of \$100,000,000 is being requested in order to pay General Revenue refunds above the FY 2020 appropriation limit.
 This appropriation is a non-count.

4. BREAK DOWN THE REQUEST BY BUDGET OBJECT CLASS, JOB CLASS, AND FUND SOURCE.

| Budget Object Class/Job Class | Gov Rec GR DOLLARS | Gov Rec GR FTE | Gov Rec FED DOLLARS | Gov Rec FED FTE | Gov Rec OTHER DOLLARS | Gov Rec OTHER FTE | Gov Rec TOTAL DOLLARS | Gov Rec TOTAL FTE |
|-------------------------------|--------------------------|----------------------|---------------------------|-----------------------|-----------------------------|-------------------------|-----------------------------|-------------------------|
| Program Distributions | 100,000,000 | | 0 | | 0 | | 100,000,000 | 0.0 |
| Total PSD | 100,000,000 | | 0 | | 0 | | 100,000,000 | |
| Grand Total | 100,000,000 | 0.0 | 0 | 0.0 | 0 | 0.0 | 100,000,000 | 0.0 |

SUPPLEMENTAL NEW DECISION ITEM

| | |
|--|--|
| Department of Revenue | House Bill Section <u>14.045</u> |
| Missouri State Lottery Commission | |
| Vendor Payments Increase DI# 2860023 | Original FY 2020 House Bill Section, if applicable <u>4.180</u> |

1. AMOUNT OF REQUEST

| | FY 2020 Supplemental Budget Request | | | | FY 2020 Supplemental Governor's Recommendation | | | | |
|---|-------------------------------------|----------|----------------|----------------|--|----------|----------|----------------|----------------|
| | GR | Federal | Other | Total | GR | Federal | Other | Total | |
| PS | 0 | 0 | 0 | 0 | PS | 0 | 0 | 0 | 0 |
| EE | 0 | 0 | 293,715 | 293,715 | EE | 0 | 0 | 293,715 | 293,715 |
| PSD | 0 | 0 | 0 | 0 | PSD | 0 | 0 | 0 | 0 |
| TRF | 0 | 0 | 0 | 0 | TRF | 0 | 0 | 0 | 0 |
| Total | 0 | 0 | 293,715 | 293,715 | Total | 0 | 0 | 293,715 | 293,715 |
| FTE | 0.00 | 0.00 | 0.00 | 0.00 | FTE | 0.00 | 0.00 | 0.00 | 0.00 |
| POSITIONS | 0 | 0 | 0 | 0 | POSITIONS | 0 | 0 | 0 | 0 |
| NUMBER OF MONTHS POSITIONS ARE NEEDED: | | | | | NUMBER OF MONTHS POSITIONS ARE NEEDED: | | | | |

| | | | | |
|--------------------|---|---|---|---|
| Est. Fringe | 0 | 0 | 0 | 0 |
|--------------------|---|---|---|---|

Note: Fringes budgeted in House Bill 5 except for certain fringes budgeted directly to MoDOT, Highway Patrol, and Conservation.

| | | | | |
|--------------------|---|---|---|---|
| Est. Fringe | 0 | 0 | 0 | 0 |
|--------------------|---|---|---|---|

Note: Fringes budgeted in House Bill 5 except for certain fringes budgeted directly to MoDOT, Highway Patrol, and Conservation.

Other Funds: Lottery Enterprise Fund

Other Funds: Lottery Enterprise Fund

2. WHY IS THIS SUPPLEMENTAL FUNDING NEEDED? INCLUDE THE FEDERAL OR STATE STATUTORY OR CONSTITUTIONAL AUTHORIZATION FOR THIS PROGRAM.

The department requests an estimated 1% increase in appropriation authority for increased sales-related vendor costs.

SUPPLEMENTAL NEW DECISION ITEM

| | |
|---|--|
| Department of Revenue | House Bill Section <u>14.045</u> |
| Missouri State Lottery Commission | |
| Vendor Payments Increase DI# 2860023 | Original FY 2020 House Bill Section, if applicable <u>4.180</u> |

3. DESCRIBE THE DETAILED ASSUMPTIONS USED TO DERIVE THE SPECIFIC REQUESTED AMOUNT. (How did you determine that the requested number of FTE were appropriate? How many positions do the requested FTE equal and for how many months do you need the supplemental funding? From what source or standard did you derive the requested levels of funding? Were alternatives such as outsourcing or automation considered? If based on new legislation, does request tie to TAFP fiscal note? If not, explain why.)

| | | |
|------------------------------------|---|--------------|
| FY 2020 Appropriation | | \$29,371,477 |
| Estimated increase in Vendor Costs | X | 1% |
| Increased Appropriation Requested | | \$293,715 |

4. BREAK DOWN THE REQUEST BY BUDGET OBJECT CLASS, JOB CLASS, AND FUND SOURCE. IDENTIFY ONE-TIME COSTS.

| | Dept Req GR DOLLARS | Dept Req GR FTE | Dept Req FED DOLLARS | Dept Req FED FTE | Dept Req OTHER DOLLARS | Dept Req OTHER FTE | Dept Req TOTAL DOLLARS | Dept Req TOTAL FTE |
|-----------------------|---------------------------|-----------------------|----------------------------|------------------------|------------------------------|--------------------------|------------------------------|--------------------------|
| Professional Services | | | | | 293,715 | | 293,715 | |
| Total EE | <u>0</u> | | <u>0</u> | | <u>293,715</u> | | <u>293,715</u> | |
| Grand Total | <u>0</u> | <u>0.0</u> | <u>0</u> | <u>0.0</u> | <u>293,715</u> | <u>0.0</u> | <u>293,715</u> | <u>0.0</u> |

| | Gov Rec GR DOLLARS | Gov Rec GR FTE | Gov Rec FED DOLLARS | Gov Rec FED FTE | Gov Rec OTHER DOLLARS | Gov Rec OTHER FTE | Gov Rec TOTAL DOLLARS | Gov Rec TOTAL FTE |
|-----------------------|--------------------------|----------------------|---------------------------|-----------------------|-----------------------------|-------------------------|-----------------------------|-------------------------|
| Professional Services | | | | | 293,715 | | 293,715 | |
| Total EE | <u>0</u> | | <u>0</u> | | <u>293,715</u> | | <u>293,715</u> | |
| Grand Total | <u>0</u> | <u>0.0</u> | <u>0</u> | <u>0.0</u> | <u>293,715</u> | <u>0.0</u> | <u>293,715</u> | <u>0.0</u> |

SUPPLEMENTAL NEW DECISION ITEM

| | | | |
|--|--------------------|---|---------------|
| Department of Revenue | | House Bill Section | 14.045 |
| Missouri State Lottery Commission | | | |
| Vendor Payments Increase | DI# 2860023 | Original FY 2020 House Bill Section, if applicable | 4.180 |

5. PERFORMANCE MEASURES (If new decision item has an associated core, separately identify projected performance with & without additional funding.)

5a. Provide an activity measure(s) for the program.

- 1) Lottery Retailers - 4,600 Lottery Retailers across the state received \$88.5 million in retailer commissions and incentives in FY2019 (unaudited).
- 2) Lottery Players - \$1.0 billion paid to players in prizes in FY2019 (unaudited).
- 3) Minority and Women-owned Businesses - \$17.2 million and \$6.5 million to minority and women-owned businesses, respectively, in FY2019, for participation rates of 12% and 5% respectively.

5b. Provide a measure(s) of the program's quality.

- 1) Player Satisfaction - Increases in ticket sales reflect player satisfaction. FY2019 sales were \$1.5 billion (unaudited), the highest in Missouri Lottery history.
- 2) Retailer Satisfaction - 2018 retailer satisfaction survey showed an overall satisfaction with the Lottery of 4.43 out of 5, up from 2017's rating of 4.26 and 2016's rating of 4.06.
- 3) Responsible Gaming - Missouri Lottery has achieved Level 4 certification through the World Lottery Association's responsible gaming framework, the highest certification status. Only 8 US lotteries have achieved Level 4 status. Missouri Lottery also offers a self-exclusion program for players who classify themselves as problem gamblers.
- 4) Statutory audits - Missouri Lottery is audited by the State Auditor's Office (SAO) every two years and annually by an independent certified public accounting (CPA) firm, consistently receiving "Good" ratings from the SAO and unmodified opinions from the independent CPA firm. The most recent SAO audit, covering the two years ended June 30, 2018, contained no findings and an "Excellent" rating.
- 5) Excellence in Reporting - Missouri Lottery has received the Government Finance Officers Association Certificate of Achievement for Excellence in Financial Reporting for its Comprehensive Annual Financial Report for each of the last 19 years. In order to be awarded a Certificate of Achievement, a government entity must publish an easily readable and efficiently organized comprehensive annual financial report. This report must satisfy both generally accepted accounting principles and applicable legal requirements. Comprehensive Annual Financial Reports can be found on our website.

SUPPLEMENTAL NEW DECISION ITEM

| | | | |
|---|--------------------|--|---------------|
| Department of Revenue | | House Bill Section | 14.045 |
| Missouri State Lottery Commission | | | |
| Vendor Payments Increase | DI# 2860023 | Original FY 2020 House Bill Section, if applicable | 4.180 |
| 5c. Provide a measure(s) of the program's impact. | | 5d. Provide a measure(s) of the program's efficiency. | |
| <p>1.) Annual Transfers to Education - FY 19 proceeds to education were \$323 million, the highest in Lottery history.</p> <p>2.) State Tax Withholdings and Debt Offsets on Lottery Winnings - In FY 2019, the Lottery remitted \$5.6 million in state tax withholdings to Missouri Department of Revenue and \$666,000 in debt offsets to various state agencies from Lottery prize winnings.</p> | | <p>1.) In FY 18, Missouri Lottery's administrative expenses were 4.62% of sales compared to the FY 18 U.S. lottery industry average of 6.74% and the contiguous state lotteries' average of 6.35%.</p> | |
| 6. STRATEGIES TO ACHIEVE THE PERFORMANCE MEASUREMENT TARGETS: | | | |
| <p>Continue the strategic planning process. Monitor divisional operational plans. Monitor sales force sales goals and retailers sales goals. Implement creative player and retailer promotions. Effective and efficient use of advertising dollars.</p> | | | |

SUPPLEMENTAL NEW DECISION ITEM

| | |
|---|--|
| Department of Revenue | House Bill Section <u>14.050</u> |
| Missouri State Lottery Commission | |
| Lottery Prizes Increase DI# 2860021 | Original FY 2020 House Bill Section, if applicable <u>4.185</u> |

1. AMOUNT OF REQUEST

| | FY 2020 Supplemental Budget Request | | | | FY 2020 Supplemental Governor's Recommendation | | | | |
|--|-------------------------------------|----------|------------------|------------------|--|----------|----------|------------------|------------------|
| | GR | Federal | Other | Total | GR | Federal | Other | Total | |
| PS | 0 | 0 | 0 | 0 | PS | 0 | 0 | 0 | 0 |
| EE | 0 | 0 | 1,740,752 | 1,740,752 | EE | 0 | 0 | 1,740,752 | 1,740,752 |
| PSD | 0 | 0 | 0 | 0 | PSD | 0 | 0 | 0 | 0 |
| TRF | 0 | 0 | 0 | 0 | TRF | 0 | 0 | 0 | 0 |
| Total | 0 | 0 | 1,740,752 | 1,740,752 | Total | 0 | 0 | 1,740,752 | 1,740,752 |
| | | | | | | | | | |
| FTE | 0.00 | 0.00 | 0.00 | 0.00 | FTE | 0.00 | 0.00 | 0.00 | 0.00 |
| POSITIONS | 0 | 0 | 0 | 0 | POSITIONS | 0 | 0 | 0 | 0 |
| NUMBER OF MONTHS POSITIONS ARE NEEDED: | | | | | NUMBER OF MONTHS POSITIONS ARE NEEDED: | | | | |

| | | | | |
|--------------------|---|---|---|---|
| Est. Fringe | 0 | 0 | 0 | 0 |
|--------------------|---|---|---|---|

Note: Fringes budgeted in House Bill 5 except for certain fringes budgeted directly to MoDOT, Highway Patrol, and Conservation.

| | | | | |
|--------------------|---|---|---|---|
| Est. Fringe | 0 | 0 | 0 | 0 |
|--------------------|---|---|---|---|

Note: Fringes budgeted in House Bill 5 except for certain fringes budgeted directly to MoDOT, Highway Patrol, and Conservation.

Other Funds: State Lottery Fund

Other Funds: State Lottery Fund

2. WHY IS THIS SUPPLEMENTAL FUNDING NEEDED? INCLUDE THE FEDERAL OR STATE STATUTORY OR CONSTITUTIONAL AUTHORIZATION FOR THIS PROGRAM.

The department requests an estimated 1% increase in appropriation authority for increased sales-related prize payouts.

3. DESCRIBE THE DETAILED ASSUMPTIONS USED TO DERIVE THE SPECIFIC REQUESTED AMOUNT. (How did you determine that the requested number of FTE were appropriate? How many positions do the requested FTE equal and for how many months do you need the supplemental funding? From what source or standard did you derive the requested levels of funding? Were alternatives such as outsourcing or automation considered? If based on new legislation, does request tie to TAFP fiscal note? If not, explain why.)

| | |
|--------------------------------------|---------------|
| FY 2020 Appropriation | \$174,075,218 |
| Estimated increase in Prize Payments | X 1% |
| Increased Appropriation Requested | \$1,740,752 |

SUPPLEMENTAL NEW DECISION ITEM

| | | | | | | | | |
|---|----------------|----------------|--|-----------------|-------------------|-----------------------|-------------------|-------------------|
| Department of Revenue | | | | | | House Bill Section | <u>14.050</u> | |
| Missouri State Lottery Commission | | | | | | | | |
| Lottery Prizes Increase | | DI# 2860021 | Original FY 2020 House Bill Section, if applicable | | | <u>4.185</u> | | |
| 4. BREAK DOWN THE REQUEST BY BUDGET OBJECT CLASS, JOB CLASS, AND FUND SOURCE. IDENTIFY ONE-TIME COSTS. | | | | | | | | |
| | Dept Req GR | Dept Req GR | Dept Req FED | Dept Req FED | Dept Req OTHER | Dept Req OTHER FTE | Dept Req TOTAL | Dept Req TOTAL |
| Budget Object Class/Job Class | DOLLARS | FTE | DOLLARS | FTE | DOLLARS | | DOLLARS | FTE |
| Miscellaneous Expenses | | | | | 1,740,752 | | 1,740,752 | |
| Total EE | <u>0</u> | | <u>0</u> | | <u>1,740,752</u> | | <u>1,740,752</u> | |
| Grand Total | <u>0</u> | <u>0.0</u> | <u>0</u> | <u>0.0</u> | <u>1,740,752</u> | <u>0.0</u> | <u>1,740,752</u> | <u>0.0</u> |
| | Gov Rec GR | Gov Rec GR | Gov Rec FED | Gov Rec FED | Gov Rec OTHER | Gov Rec OTHER FTE | Gov Rec TOTAL | Gov Rec TOTAL |
| Budget Object Class/Job Class | DOLLARS | FTE | DOLLARS | FTE | DOLLARS | | DOLLARS | FTE |
| Miscellaneous Expenses | | | | | 1,740,752 | | 1,740,752 | |
| Total EE | <u>0</u> | | <u>0</u> | | <u>1,740,752</u> | | <u>1,740,752</u> | |
| Grand Total | <u>0</u> | <u>0.0</u> | <u>0</u> | <u>0.0</u> | <u>1,740,752</u> | <u>0.0</u> | <u>1,740,752</u> | <u>0.0</u> |

SUPPLEMENTAL NEW DECISION ITEM

| | | | |
|--|--------------------|---|---------------|
| Department of Revenue | | House Bill Section | 14.050 |
| Missouri State Lottery Commission | | | |
| Lottery Prizes Increase | DI# 2860021 | Original FY 2020 House Bill Section, if applicable | 4.185 |

5. PERFORMANCE MEASURES (If new decision item has an associated core, separately identify projected performance with & without additional funding.)

5a. Provide an activity measure(s) for the program.

- 1) Lottery Retailers - 4,600 Lottery Retailers across the state received \$88.5 million in retailer commissions and incentives in FY2019 (unaudited).
- 2) Lottery Players - \$1.0 billion paid to players in prizes in FY2019 (unaudited).
- 3) Minority and Women-owned Businesses - \$17.2 million and \$6.5 million to minority and women-owned businesses, respectively, in FY2019, for participation rates of 12% and 5% respectively.

5b. Provide a measure(s) of the program's quality.

- 1) Player Satisfaction - Increases in ticket sales reflect player satisfaction. FY2019 sales were \$1.5 billion (unaudited), the highest in Missouri Lottery history.
- 2) Retailer Satisfaction - 2018 retailer satisfaction survey showed an overall satisfaction with the Lottery of 4.43 out of 5, up from 2017's rating of 4.26 and 2016's rating of 4.06.
- 3) Responsible Gaming - Missouri Lottery has achieved Level 4 certification through the World Lottery Association's responsible gaming framework, the highest certification status. Only 8 US lotteries have achieved Level 4 status. Missouri Lottery also offers a self-exclusion program for players who classify themselves as problem gamblers.
- 4) Statutory audits - Missouri Lottery is audited by the State Auditor's Office (SAO) every two years and annually by an independent certified public accounting (CPA) firm, consistently receiving "Good" ratings from the SAO and unmodified opinions from the independent CPA firm. The most recent SAO audit, covering the two years ended June 30, 2018, contained no findings and an "Excellent" rating.
- 5) Excellence in Reporting - Missouri Lottery has received the Government Finance Officers Association Certificate of Achievement for Excellence in Financial Reporting for its Comprehensive Annual Financial Report for each of the last 19 years. In order to be awarded a Certificate of Achievement, a government entity must publish an easily readable and efficiently organized comprehensive annual financial report. This report must satisfy both generally accepted accounting principles and applicable legal requirements. Comprehensive Annual Financial Reports can be found on our website.

SUPPLEMENTAL NEW DECISION ITEM

| | | | |
|---|--------------------|--|---------------|
| Department of Revenue | | House Bill Section | 14.050 |
| Missouri State Lottery Commission | | | |
| Lottery Prizes Increase | DI# 2860021 | Original FY 2020 House Bill Section, if applicable | 4.185 |
| 5c. Provide a measure(s) of the program's impact. | | 5d. Provide a measure(s) of the program's efficiency. | |
| <p>1.) Annual Transfers to Education - FY 19 proceeds to education were \$323 million, the highest in Lottery history.</p> <p>2.) State Tax Withholdings and Debt Offsets on Lottery Winnings - In FY 2019, the Lottery remitted \$5.6 million in state tax withholdings to Missouri Department of Revenue and \$666,000 in debt offsets to various state agencies from Lottery prize winnings.</p> | | <p>1.) In FY 18, Missouri Lottery's administrative expenses were 4.62% of sales compared to the FY 18 U.S. lottery industry average of 6.74% and the contiguous state lotteries' average of 6.35%.</p> | |
| 6. STRATEGIES TO ACHIEVE THE PERFORMANCE MEASUREMENT TARGETS: | | | |
| <p>Continue the strategic planning process. Monitor divisional operational plans. Monitor sales force sales goals and retailers sales goals. Implement creative player and retailer promotions. Effective and efficient use of advertising dollars.</p> | | | |

SUPPLEMENTAL NEW DECISION ITEM

| | |
|---|--|
| Department of Revenue | House Bill Section <u>14.055</u> |
| Missouri State Lottery Commission | |
| Transfer to Lottery Proceeds for Education Fund DI# 2860022 | Original FY 2020 House Bill Section, if applicable <u>4.195</u> |

1. AMOUNT OF REQUEST

| | FY 2020 Supplemental Budget Request | | | | FY 2020 Supplemental Governor's Recommendation | | | | |
|---|-------------------------------------|----------|------------------|------------------|--|----------|----------|------------------|------------------|
| | GR | Federal | Other | Total | GR | Federal | Other | Total | |
| PS | 0 | 0 | 0 | 0 | PS | 0 | 0 | 0 | 0 |
| EE | 0 | 0 | 0 | 0 | EE | 0 | 0 | 0 | 0 |
| PSD | 0 | 0 | 0 | 0 | PSD | 0 | 0 | 0 | 0 |
| TRF | 0 | 0 | 3,330,000 | 3,330,000 | TRF | 0 | 0 | 3,330,000 | 3,330,000 |
| Total | 0 | 0 | 3,330,000 | 3,330,000 | Total | 0 | 0 | 3,330,000 | 3,330,000 |
| FTE | 0.00 | 0.00 | 0.00 | 0.00 | FTE | 0.00 | 0.00 | 0.00 | 0.00 |
| POSITIONS | 0 | 0 | 0 | 0 | POSITIONS | 0 | 0 | 0 | 0 |
| NUMBER OF MONTHS POSITIONS ARE NEEDED: | | | | | NUMBER OF MONTHS POSITIONS ARE NEEDED: | | | | |

| | | | | |
|--------------------|---|---|---|---|
| Est. Fringe | 0 | 0 | 0 | 0 |
|--------------------|---|---|---|---|

Note: Fringes budgeted in House Bill 5 except for certain fringes budgeted directly to MoDOT, Highway Patrol, and Conservation.

| | | | | |
|--------------------|---|---|---|---|
| Est. Fringe | 0 | 0 | 0 | 0 |
|--------------------|---|---|---|---|

Note: Fringes budgeted in House Bill 5 except for certain fringes budgeted directly to MoDOT, Highway Patrol, and Conservation.

Other Funds: State Lottery Fund

Other Funds: State Lottery Fund

2. WHY IS THIS SUPPLEMENTAL FUNDING NEEDED? INCLUDE THE FEDERAL OR STATE STATUTORY OR CONSTITUTIONAL AUTHORIZATION FOR THIS PROGRAM.

The department requests an estimated 1% increase in appropriation authority for increased sales-related profits, which are transferred to the Lottery Proceeds Fund to be used for public education.

3. DESCRIBE THE DETAILED ASSUMPTIONS USED TO DERIVE THE SPECIFIC REQUESTED AMOUNT. (How did you determine that the requested number of FTE were appropriate? How many positions do the requested FTE equal and for how many months do you need the supplemental funding? From what source or standard did you derive the requested levels of funding? Were alternatives such as outsourcing or automation considered? If based on new legislation, does request tie to TAFP fiscal note? If not, explain why.)

| | |
|---|---------------|
| FY 2020 Appropriation | \$333,000,000 |
| Estimated increase from increased sales | X 1% |
| Increased appropriation requested | \$3,330,000 |

This is a non-count transfer appropriation.

SUPPLEMENTAL NEW DECISION ITEM

| | | | | | | | | |
|---|-----------------|--------------------|---|-----------------|------------------|---------------------------|------------------|-----------------|
| Department of Revenue | | | | | | House Bill Section | 14.055 | |
| Missouri State Lottery Commission | | | | | | | | |
| Transfer to Lottery Proceeds for Education Fund | | DI# 2860022 | Original FY 2020 House Bill Section, if applicable | | | 4.195 | | |
| 4. BREAK DOWN THE REQUEST BY BUDGET OBJECT CLASS, JOB CLASS, AND FUND SOURCE. IDENTIFY ONE-TIME COSTS. | | | | | | | | |
| | Dept Req | Dept Req | Dept Req | Dept Req | Dept Req | | Dept Req | Dept Req |
| | GR | GR | FED | FED | OTHER | Dept Req | TOTAL | TOTAL |
| Budget Object Class/Job Class | DOLLARS | FTE | DOLLARS | FTE | DOLLARS | OTHER FTE | DOLLARS | FTE |
| Transfers | _____ | | _____ | | 3,330,000 | | 3,330,000 | |
| Total TRF | 0 | | 0 | | 3,330,000 | | 3,330,000 | |
| Grand Total | 0 | 0.0 | 0 | 0.0 | 3,330,000 | 0.0 | 3,330,000 | 0.0 |
| | Gov Rec | Gov Rec | Gov Rec | Gov Rec | Gov Rec | | Gov Rec | Gov Rec |
| | GR | GR | FED | FED | OTHER | Gov Rec | TOTAL | TOTAL |
| Budget Object Class/Job Class | DOLLARS | FTE | DOLLARS | FTE | DOLLARS | OTHER FTE | DOLLARS | FTE |
| Transfers | _____ | | _____ | | 3,330,000 | | 3,330,000 | |
| Total TRF | 0 | | 0 | | 3,330,000 | | 3,330,000 | |
| Grand Total | 0 | 0.0 | 0 | 0.0 | 3,330,000 | 0.0 | 3,330,000 | 0.0 |

SUPPLEMENTAL NEW DECISION ITEM

| | | |
|--|---|---------------|
| Department of Revenue | House Bill Section | 14.055 |
| Missouri State Lottery Commission | | |
| Transfer to Lottery Proceeds for Education Fund | Original FY 2020 House Bill Section, if applicable | 4.195 |
| DI# 2860022 | | |

5. PERFORMANCE MEASURES (If new decision item has an associated core, separately identify projected performance with & without additional funding.)

5a. Provide an activity measure(s) for the program.

- 1) Lottery Retailers - 4,600 Lottery Retailers across the state received \$88.5 million in retailer commissions and incentives in FY2019 (unaudited).
- 2) Lottery Players - \$1.0 billion paid to players in prizes in FY2019 (unaudited).
- 3) Minority and Women-owned Businesses - \$17.2 million and \$6.5 million to minority and women-owned businesses, respectively, in FY2019, for participation rates of 12% and 5% respectively.

5b. Provide a measure(s) of the program's quality.

- 1) Player Satisfaction - Increases in ticket sales reflect player satisfaction. FY2019 sales were \$1.5 billion (unaudited), the highest in Missouri Lottery history.
- 2) Retailer Satisfaction - 2018 retailer satisfaction survey showed an overall satisfaction with the Lottery of 4.43 out of 5, up from 2017's rating of 4.26 and 2016's rating of 4.06.
- 3) Responsible Gaming - Missouri Lottery has achieved Level 4 certification through the World Lottery Association's responsible gaming framework, the highest certification status. Only 8 US lotteries have achieved Level 4 status. Missouri Lottery also offers a self-exclusion program for players who classify themselves as problem gamblers.
- 4) Statutory audits - Missouri Lottery is audited by the State Auditor's Office (SAO) every two years and annually by an independent certified public accounting (CPA) firm, consistently receiving "Good" ratings from the SAO and unmodified opinions from the independent CPA firm. The most recent SAO audit, covering the two years ended June 30, 2018, contained no findings and an "Excellent" rating.
- 5) Excellence in Reporting - Missouri Lottery has received the Government Finance Officers Association Certificate of Achievement for Excellence in Financial Reporting for its Comprehensive Annual Financial Report for each of the last 19 years. In order to be awarded a Certificate of Achievement, a government entity must publish an easily readable and efficiently organized comprehensive annual financial report. This report must satisfy both generally accepted accounting principles and applicable legal requirements. Comprehensive Annual Financial Reports can be found on our website.

SUPPLEMENTAL NEW DECISION ITEM

| | | | |
|---|--------------------|--|---------------|
| Department of Revenue | | House Bill Section | 14.055 |
| Missouri State Lottery Commission | | | |
| Transfer to Lottery Proceeds for Education Fund | DI# 2860022 | Original FY 2020 House Bill Section, if applicable | 4.195 |
| 5c. Provide a measure(s) of the program's impact. | | 5d. Provide a measure(s) of the program's efficiency. | |
| <p>1.) Annual Transfers to Education - FY 19 proceeds to education were \$323 million, the highest in Lottery history.</p> <p>2.) State Tax Withholdings and Debt Offsets on Lottery Winnings - In FY 2019, the Lottery remitted \$5.6 million in state tax withholdings to Missouri Department of Revenue and \$666,000 in debt offsets to various state agencies from Lottery prize winnings.</p> | | <p>1.) In FY 18, Missouri Lottery's administrative expenses were 4.62% of sales compared to the FY 18 U.S. lottery industry average of 6.74% and the contiguous state lotteries' average of 6.35%.</p> | |
| 6. STRATEGIES TO ACHIEVE THE PERFORMANCE MEASUREMENT TARGETS: | | | |
| <p>Continue the strategic planning process. Monitor divisional operational plans. Monitor sales force sales goals and retailers sales goals. Implement creative player and retailer promotions. Effective and efficient use of advertising dollars.</p> | | | |

SUPPLEMENTAL NEW DECISION ITEM

| | |
|---|--|
| Department of Transportation | House Bill Section <u>14.060</u> |
| Highway Construction | |
| Construction E&E DI# 2605001 | Original FY 2020 House Bill Section, if applicable <u>4.410</u> |

1. AMOUNT OF REQUEST

| | FY 2020 Supplemental Budget Request | | | |
|--------------|-------------------------------------|------------|--------------------|--------------------|
| | GR | Federal | Other | Total |
| PS | \$0 | \$0 | \$0 | \$0 |
| EE | \$0 | \$0 | \$4,500,000 | \$4,500,000 |
| PSD | \$0 | \$0 | \$500,000 | \$500,000 |
| TRF | \$0 | \$0 | \$0 | \$0 |
| Total | \$0 | \$0 | \$5,000,000 | \$5,000,000 |

| | | | | |
|--|------|------|------|------|
| FTE | 0.00 | 0.00 | 0.00 | 0.00 |
| POSITIONS | 0 | 0 | 0 | 0 |
| NUMBER OF MONTHS POSITIONS ARE NEEDED: | | | | |

| | | | | |
|-------------|-----|-----|-----|-----|
| HB 4 | \$0 | \$0 | \$0 | \$0 |
| HB 5 | \$0 | \$0 | \$0 | \$0 |

Note: Fringes budgeted in House Bill 5 except for certain fringes budgeted directly to MoDOT, Highway Patrol, and Conservation.

Other Funds: State Road Fund

| | FY 2020 Supplemental Governor's Recommendation | | | |
|--------------|--|------------|--------------------|--------------------|
| | GR | Federal | Other | Total |
| PS | \$0 | \$0 | \$0 | \$0 |
| EE | \$0 | \$0 | \$4,500,000 | \$4,500,000 |
| PSD | \$0 | \$0 | \$500,000 | \$500,000 |
| TRF | \$0 | \$0 | \$0 | \$0 |
| Total | \$0 | \$0 | \$5,000,000 | \$5,000,000 |

| | | | | |
|--|------|------|------|------|
| FTE | 0.00 | 0.00 | 0.00 | 0.00 |
| POSITIONS | 0 | 0 | 0 | 0 |
| NUMBER OF MONTHS POSITIONS ARE NEEDED: | | | | |

| | | | | |
|-------------|-----|-----|-----|-----|
| HB 4 | \$0 | \$0 | \$0 | \$0 |
| HB 5 | \$0 | \$0 | \$0 | \$0 |

Note: Fringes budgeted in House Bill 5 except for certain fringes budgeted directly to MoDOT, Highway Patrol, and Conservation.

Other Funds: State Road Fund

2. WHY IS THIS SUPPLEMENTAL FUNDING NEEDED? INCLUDE THE FEDERAL OR STATE STATUTORY OR CONSTITUTIONAL AUTHORIZATION FOR THIS PROGRAM.

This expansion item is requested for several items. First, this increase will be used to fund annual warranty and service fees for two Automatic Road Analyzer (ARAN) vans. ARAN vans are used to collect road data such as rutting and grade information as it drives on highways. MoDOT is required to gather this information on all national highway systems routes. For the first couple of years these costs were included in the purchase price, but starting in fiscal year 2020 these fees will be paid annually. Another item to be funded with this increase is a new freight/rail plan. This project will begin in fiscal year 2020, but will not be completed until fiscal year 2021. Additionally, the increase will fund several other operational needs such as additional grants and increases in driveway permit refunds.

SUPPLEMENTAL NEW DECISION ITEM

| | | | |
|-------------------------------------|--------------------|---|---------------|
| Department of Transportation | | House Bill Section | 14.060 |
| Highway Construction | | | |
| Construction E&E | DI# 2605001 | Original FY 2020 House Bill Section, if applicable | 4.410 |

3. DESCRIBE THE DETAILED ASSUMPTIONS USED TO DERIVE THE SPECIFIC REQUESTED AMOUNT. (How did you determine that the requested number of FTE were appropriate? From what source or standard did you derive the requested levels of funding? Were alternatives such as outsourcing or automation considered? If based on new legislation, does request tie to TAFP fiscal note? If not, explain why.

The fiscal year 2020 request is based on \$600,000 to be expended for a FAST Act Surface Transportation System Funding Alternatives (STSFA) grant; \$500,000 increase for driveway permit refunds as more, larger construction projects are being completed; \$100,000 to fund annual warranty and service fees for two Automatic Road Analyzer (ARAN) vans (\$50,000/each); \$1,250,000 for a new state freight/rail plan; \$1,000,000 for research project expenditures to ensure compliance with the spending requirements set by the Federal Highway Administration (FHWA); and \$1,550,000 for traffic management centers located in Kansas City, St. Louis and Springfield that work to reduce congestion and improve safety.

4. BREAK DOWN THE REQUEST BY BUDGET OBJECT CLASS, JOB CLASS, AND FUND SOURCE.

| Budget Object Class/Job Class | Dept Req GR DOLLARS | Dept Req GR FTE | Dept Req FED DOLLARS | Dept Req FED FTE | Dept Req OTHER DOLLARS | Dept Req OTHER FTE | Dept Req TOTAL DOLLARS | Dept Req TOTAL FTE |
|--------------------------------------|------------------------------------|--------------------------------|-------------------------------------|---------------------------------|---------------------------------------|-----------------------------------|---------------------------------------|-----------------------------------|
| Professional Services | | | | | \$4,250,000 | | 4,250,000 | |
| M&R Services | | | | | \$250,000 | | 250,000 | |
| Total EE | \$0 | | \$0 | | \$4,500,000 | | \$4,500,000 | |
| Refunds | | | | | \$500,000 | | 500,000 | |
| Total PSD | \$0 | | \$0 | | \$500,000 | | \$500,000 | |
| Grand Total | \$0 | 0.0 | \$0 | 0.0 | \$5,000,000 | 0.0 | \$5,000,000 | 0.0 |

| Budget Object Class/Job Class | Gov Rec GR DOLLARS | Gov Rec GR FTE | Gov Rec FED DOLLARS | Gov Rec FED FTE | Gov Rec OTHER DOLLARS | Gov Rec OTHER FTE | Gov Rec TOTAL DOLLARS | Gov Rec TOTAL FTE |
|--------------------------------------|-----------------------------------|-------------------------------|------------------------------------|--------------------------------|--------------------------------------|----------------------------------|--------------------------------------|----------------------------------|
| Professional Services | | | | | \$4,250,000 | | 4,250,000 | |
| M&R Services | | | | | \$250,000 | | 250,000 | |
| Total EE | 0 | | 0 | | 4,500,000 | | 4,500,000 | |
| Refunds | | | | | \$500,000 | | 500,000 | |
| Total PSD | 0 | | 0 | | 500,000 | | 500,000 | |
| Grand Total | 0 | 0.0 | 0 | 0.0 | 5,000,000 | 0.0 | 5,000,000 | 0.0 |

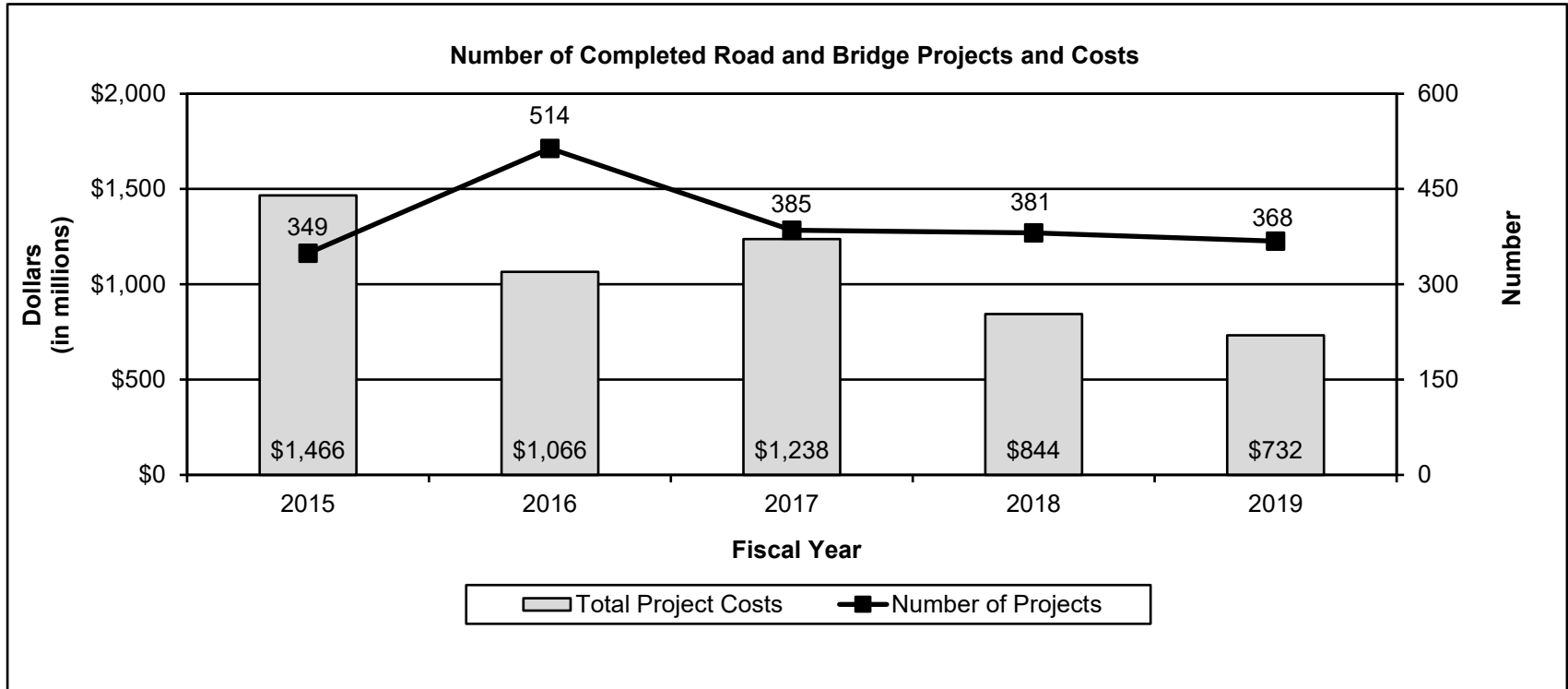
SUPPLEMENTAL NEW DECISION ITEM

Department of Transportation
 Highway Construction
 Construction E&E DI# 2605001

House Bill Section 14.060
 Original FY 2020 House Bill Section, if applicable 4.410

5. PERFORMANCE MEASURES (If new decision item has an associated core, separately identify projected performance with & without additional funding.)

5a. Provide an activity measure of the program.



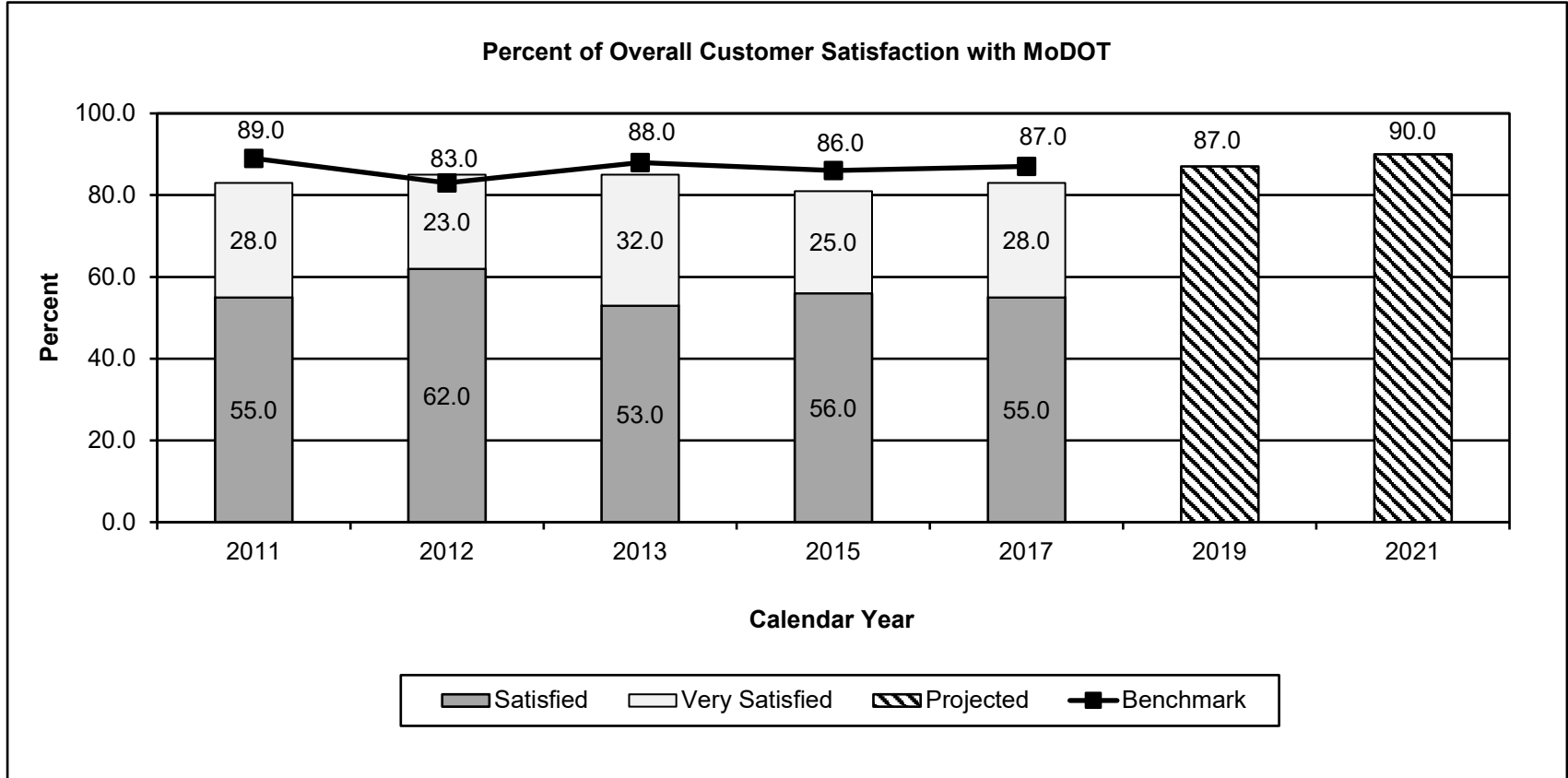
SUPPLEMENTAL NEW DECISION ITEM

Department of Transportation
 Highway Construction
 Construction E&E DI# 2605001

House Bill Section 14.060

Original FY 2020 House Bill Section, if applicable 4.410

5b. Provide a measure of the program's quality.



Data is collected through a biennial telephone survey conducted by a consultant from interviews of approximately 3,500 randomly selected adult Missourians. "How satisfied are you with the job the Missouri Department of Transportation is doing?" was the question surveyed. The benchmark data is from the American Customer Satisfaction Index, a national cross-industry measure of customer satisfaction in the United States. The 2019 projection is equal to the 2017 benchmark score of 87 percent. The 2021 projection was established by projecting a three percent improvement from the benchmark. No survey was conducted in calendar years 2014, 2016 and 2018.

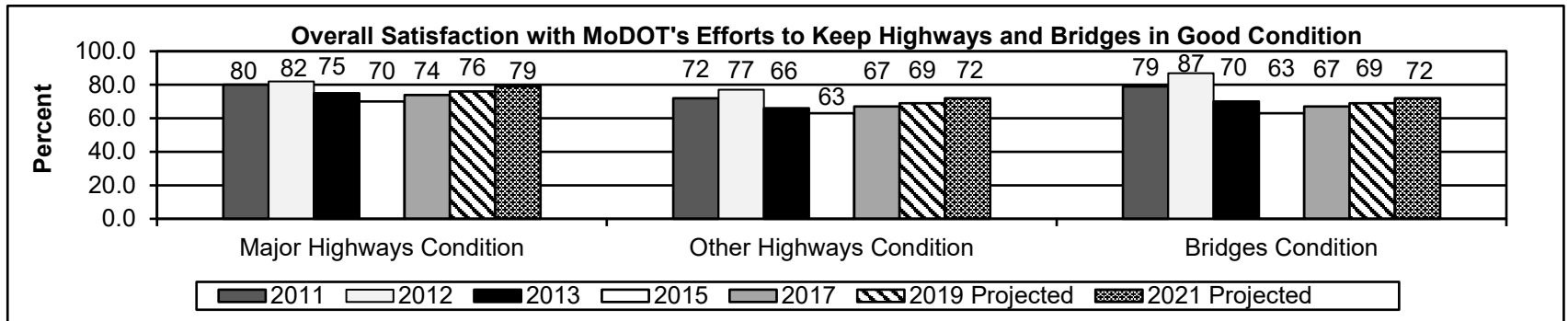
SUPPLEMENTAL NEW DECISION ITEM

Department of Transportation
 Highway Construction
 Construction E&E

DI# 2605001

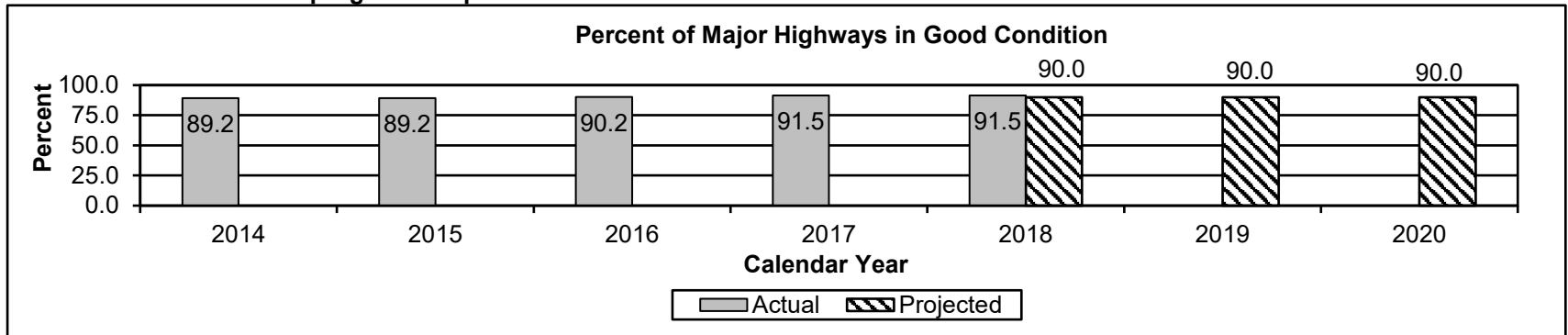
House Bill Section 14.060

Original FY 2020 House Bill Section, if applicable 4.410



Data is collected through a biennial telephone survey conducted by a consultant from interviews of approximately 3,500 randomly selected adult Missourians. The questions surveyed were "How satisfied are you with: MoDOT's efforts to keep the surface of major highways in good condition (smooth and free of potholes); keep the surface of other state highways in good condition (smooth and free of potholes); and keep bridges in good condition?". Overall satisfaction for the years above was calculated by adding the very satisfied and the satisfied responses. The 2019 and 2021 projections were established by projecting a two and five percent increase from the 2017 survey, respectively. The 2021 projection is also based on the assumption that additional funding is received. No survey was conducted in calendar years 2014, 2016 and 2018.

5c. Provide a measure of the program's impact.



The projections for this measure are based on the statewide asset management plan and reflects the department's goal of maintaining current conditions. These are set by the department and will not change unless policy changes, regardless of performance. Currently, good comparison data is not available because states measure the condition of major and minor highways using a variety of methods.

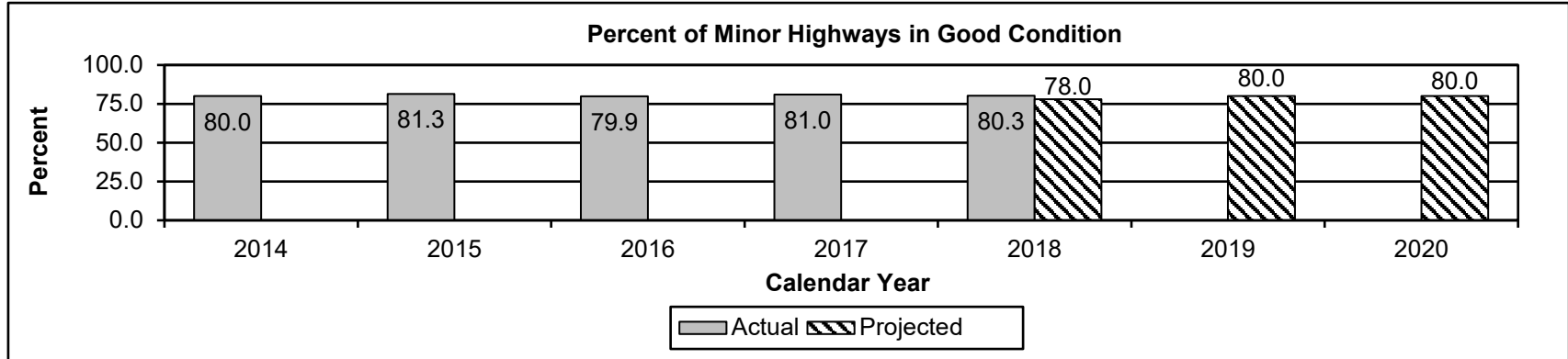
SUPPLEMENTAL NEW DECISION ITEM

Department of Transportation
 Highway Construction
 Construction E&E

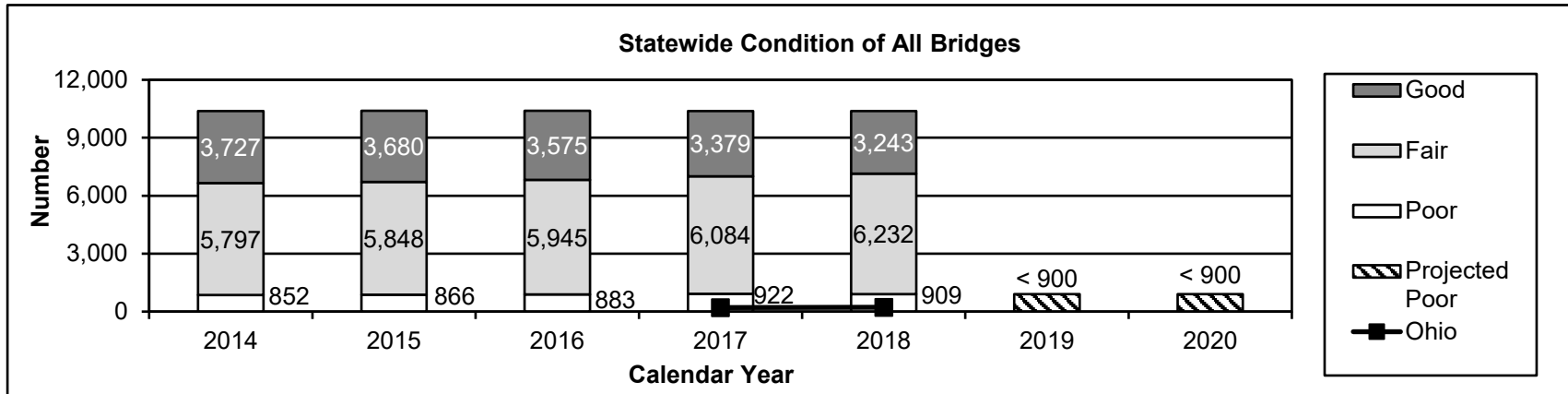
DI# 2605001

House Bill Section 14.060

Original FY 2020 House Bill Section, if applicable 4.410



The projections for this measure are based on the statewide asset management plan and reflects the department's goal of maintaining current conditions. These are set by the department and will not change unless policy changes, regardless of performance. Currently, good comparison data is not available because states measure the condition of major and minor highways using a variety of methods.



MoDOT's goal is to reduce the number of bridges in poor condition. The projections reflect the department's goal of maintaining current conditions. Ohio has been selected for comparison due to its similar demographics, geography and weather conditions. Ohio's total number of state highway bridges is only 43 more than Missouri. In 2017 and 2018, Ohio had 208 and 223 bridges in poor condition, respectively.

SUPPLEMENTAL NEW DECISION ITEM

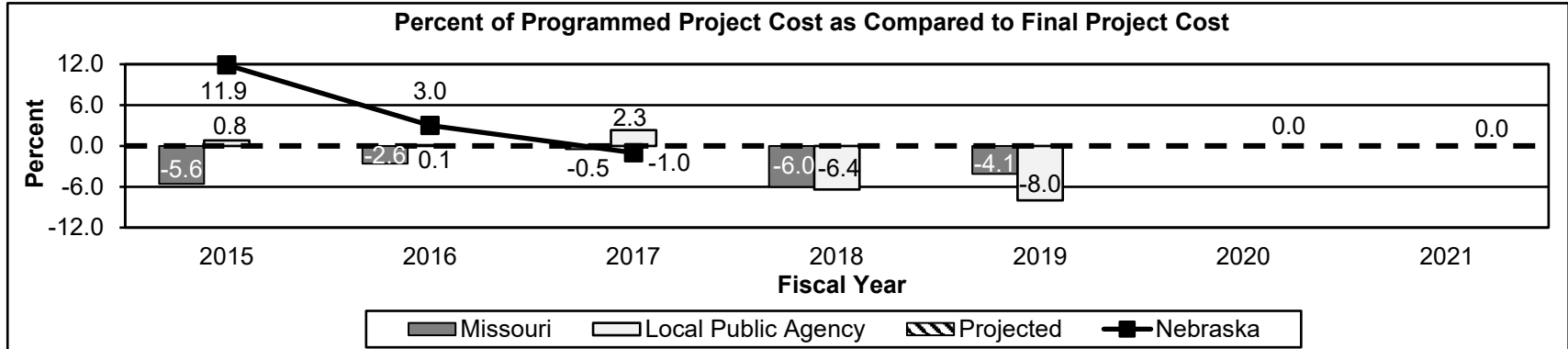
Department of Transportation
 Highway Construction
 Construction E&E

House Bill Section 14.060

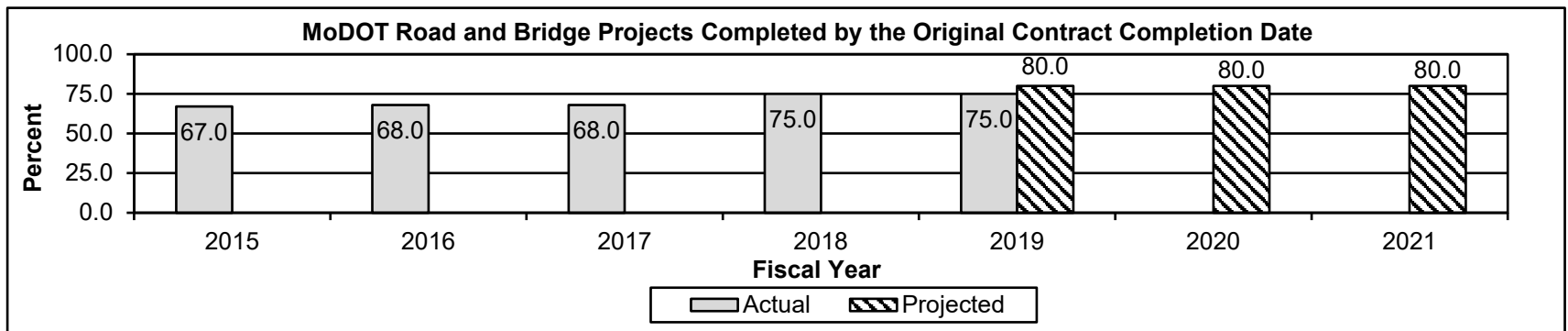
DI# 2605001

Original FY 2020 House Bill Section, if applicable 4.410

5d. Provide a measure of the program's efficiency.



Construction projects are programmed, or budgeted, in the department's Statewide Transportation Improvement Program (STIP). Once a project is awarded and work begins, final project costs can change from the original programmed cost in the STIP. Construction project cost changes are usually caused by final quantity adjustments, weather, subgrade issues or other additional construction phase service costs. Nebraska has been selected for comparison because it is the only state with comparable data available. The target is zero percent difference, indicating MoDOT is making timely use of available funds.



MoDOT works to meet the initial contract completion date by preparing accurate plans and quantities and setting aggressive but reasonable completion dates. Occasionally, an authorized extension of the completion date is required for things like weather or additional work. This measure tracks the percentage of road and bridge projects completed by the commitment date originally established in the contract. MoDOT's target is 80 percent.

SUPPLEMENTAL NEW DECISION ITEM

| | | | |
|-------------------------------------|--------------------|---|---------------|
| Department of Transportation | | House Bill Section | 14.060 |
| Highway Construction | | | |
| Construction E&E | DI# 2605001 | Original FY 2020 House Bill Section, if applicable | 4.410 |

6. STRATEGIES TO ACHIEVE THE PERFORMANCE MEASUREMENT TARGETS:

Invest in Missouri's transportation infrastructure to improve or maintain the condition of Missouri's roads and bridges and honor commitments to the public, contractors and other vendors.

SUPPLEMENTAL NEW DECISION ITEM

Department of Transportation
Multimodal Operations
Bus and Bus Facility Transit Grants **DI# 2605002**

House Bill Section 14.065

Original FY 2020 House Bill Section, if applicable 4.500

1. AMOUNT OF REQUEST

| | FY 2020 Supplemental Budget Request | | | |
|--------------|-------------------------------------|--------------------|------------|--------------------|
| | GR | Federal | Other | Total |
| PS | \$0 | \$0 | \$0 | \$0 |
| EE | \$0 | \$0 | \$0 | \$0 |
| PSD | \$0 | \$7,000,000 | \$0 | \$7,000,000 |
| TRF | \$0 | \$0 | \$0 | \$0 |
| Total | \$0 | \$7,000,000 | \$0 | \$7,000,000 |

| | FY 2020 Supplemental Governor's Recommendation | | | |
|--------------|--|--------------------|------------|--------------------|
| | GR | Federal | Other | Total |
| PS | \$0 | \$0 | \$0 | \$0 |
| EE | \$0 | \$0 | \$0 | \$0 |
| PSD | \$0 | \$7,000,000 | \$0 | \$7,000,000 |
| TRF | \$0 | \$0 | \$0 | \$0 |
| Total | \$0 | \$7,000,000 | \$0 | \$7,000,000 |

FTE 0.00 0.00 0.00 0.00
 POSITIONS 0 0 0 0
 NUMBER OF MONTHS POSITIONS ARE NEEDED: _____

FTE 0.00 0.00 0.00 0.00
 POSITIONS 0 0 0 0
 NUMBER OF MONTHS POSITIONS ARE NEEDED: _____

| | | | | |
|-------------|-----|-----|-----|-----|
| HB 4 | \$0 | \$0 | \$0 | \$0 |
| HB 5 | \$0 | \$0 | \$0 | \$0 |

Note: Fringes budgeted in House Bill 5 except for certain fringes budgeted directly to MoDOT, Highway Patrol, and Conservation.

| | | | | |
|-------------|-----|-----|-----|-----|
| HB 4 | \$0 | \$0 | \$0 | \$0 |
| HB 5 | \$0 | \$0 | \$0 | \$0 |

Note: Fringes budgeted in House Bill 5 except for certain fringes budgeted directly to MoDOT, Highway Patrol, and Conservation.

2. WHY IS THIS SUPPLEMENTAL FUNDING NEEDED? INCLUDE THE FEDERAL OR STATE STATUTORY OR CONSTITUTIONAL AUTHORIZATION FOR THIS PROGRAM.

This expansion item is requested to allow MoDOT to draw down an additional \$2.2 million of fiscal year 2018 discretionary grant funding and \$4.8 million of fiscal year 2019 discretionary grant funding for the Bus and Bus Facilities federal transit program. This expansion item is needed to purchase replacement buses. The Fixing America's Surface Transportation (FAST) Act contains a bus and bus facility transit grant program. This appropriation provides funding for public transit providers to replace, rehabilitate, and purchase buses and related equipment and to construct bus-related facilities. These funds are annually apportioned to each of the large urban areas (St. Louis, Kansas City, and Springfield), apportioned separately on an aggregate basis to the small urban areas (between 50,000 - 199,999 population), and annually apportioned separately in aggregate to the non-urbanized/rural areas of the state. Large urban and small urban public transit providers receive their apportionments directly from the Federal Transit Administration. MoDOT only administers the rural apportionment for rural public transit providers.

SUPPLEMENTAL NEW DECISION ITEM

| | | | |
|--|--------------------|---|---------------|
| Department of Transportation | | House Bill Section | 14.065 |
| Multimodal Operations | | | |
| Bus and Bus Facility Transit Grants | DI# 2605002 | Original FY 2020 House Bill Section, if applicable | 4.500 |

3. DESCRIBE THE DETAILED ASSUMPTIONS USED TO DERIVE THE SPECIFIC REQUESTED AMOUNT. (How did you determine that the requested number of FTE were appropriate? From what source or standard did you derive the requested levels of funding? Were alternatives such as outsourcing or automation considered? If based on new legislation, does request tie to TAFP fiscal note? If not, explain why.

The amount is needed to draw down discretionary grant funding to purchase replacement buses.

4. BREAK DOWN THE REQUEST BY BUDGET OBJECT CLASS, JOB CLASS, AND FUND SOURCE.

| Budget Object Class/Job Class | Dept Req GR DOLLARS | Dept Req GR FTE | Dept Req FED DOLLARS | Dept Req FED FTE | Dept Req OTHER DOLLARS | Dept Req OTHER FTE | Dept Req TOTAL DOLLARS | Dept Req TOTAL FTE |
|--------------------------------------|------------------------------------|--------------------------------|-------------------------------------|---------------------------------|---------------------------------------|-----------------------------------|---------------------------------------|-----------------------------------|
| Program Distributions | | | \$7,000,000 | | | | \$7,000,000 | |
| Total PSD | \$0 | | \$7,000,000 | | \$0 | | \$7,000,000 | |
| Grand Total | \$0 | 0.0 | \$7,000,000 | 0.0 | \$0 | 0.0 | \$7,000,000 | 0.0 |

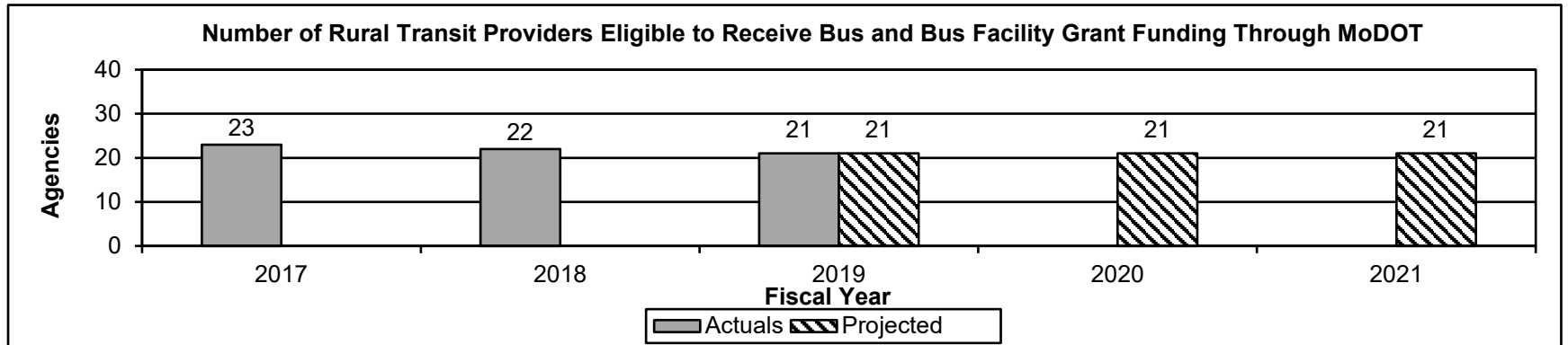
| Budget Object Class/Job Class | Gov Rec GR DOLLARS | Gov Rec GR FTE | Gov Rec FED DOLLARS | Gov Rec FED FTE | Gov Rec OTHER DOLLARS | Gov Rec OTHER FTE | Gov Rec TOTAL DOLLARS | Gov Rec TOTAL FTE |
|--------------------------------------|-----------------------------------|-------------------------------|------------------------------------|--------------------------------|--------------------------------------|----------------------------------|--------------------------------------|----------------------------------|
| Program Distributions | | | \$7,000,000 | | | | \$7,000,000 | |
| Total PSD | \$0 | | \$7,000,000 | | \$0 | | \$7,000,000 | |
| Grand Total | \$0 | 0.0 | \$7,000,000 | 0.0 | \$0 | 0.0 | \$7,000,000 | 0.0 |

SUPPLEMENTAL NEW DECISION ITEM

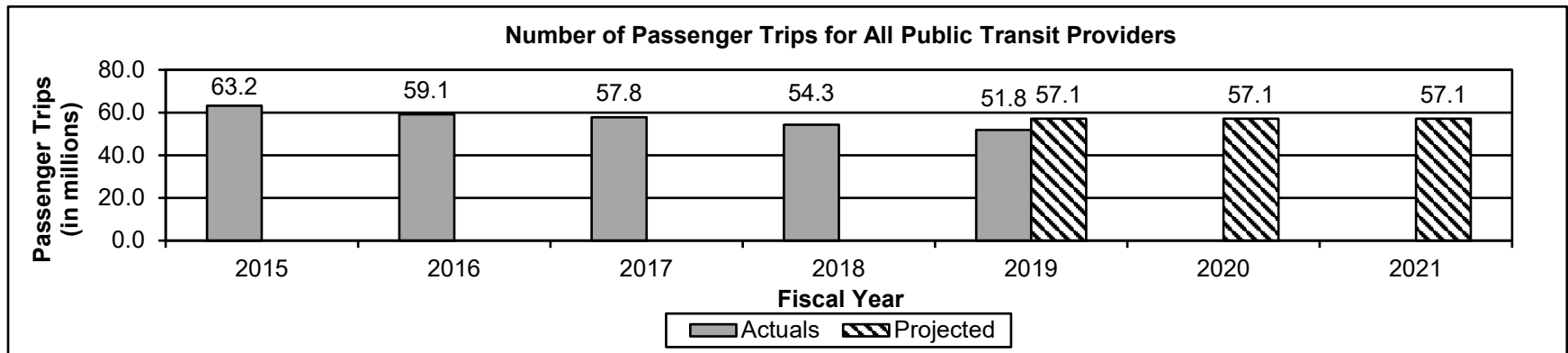
| | | |
|--|--------------------|--|
| Department of Transportation | | House Bill Section <u>14.065</u> |
| Multimodal Operations | | |
| Bus and Bus Facility Transit Grants | DI# 2605002 | Original FY 2020 House Bill Section, if applicable <u>4.500</u> |

5. PERFORMANCE MEASURES (If new decision item has an associated core, separately identify projected performance with & without additional funding.)

5a. Provide an activity measure(s) for the program.



The 2020 and 2021 projections are based on the number of agencies currently eligible to receive funding.



This graph includes transit passenger trips from all transit programs and not just this program. Passenger trips are counted based upon the number of stops. For example, if a person rides a bus to the doctor's office, the grocery store and home, the number of trips would be three. Fiscal year 2019 data is preliminary and is subject to change once all providers report final ridership. In 2019, Amtrak ridership declined significantly due to flooding. As a result, the 2020 and 2021 projections are based on average ridership from 2016 to 2018.

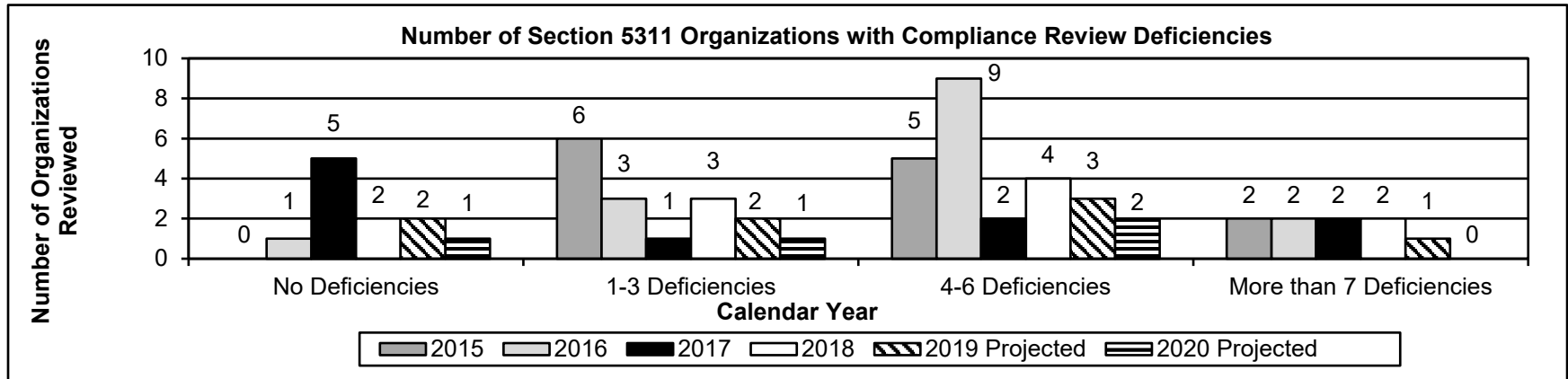
SUPPLEMENTAL NEW DECISION ITEM

Department of Transportation
 Multimodal Operations
 Bus and Bus Facility Transit Grants DI# 2605002

House Bill Section 14.065

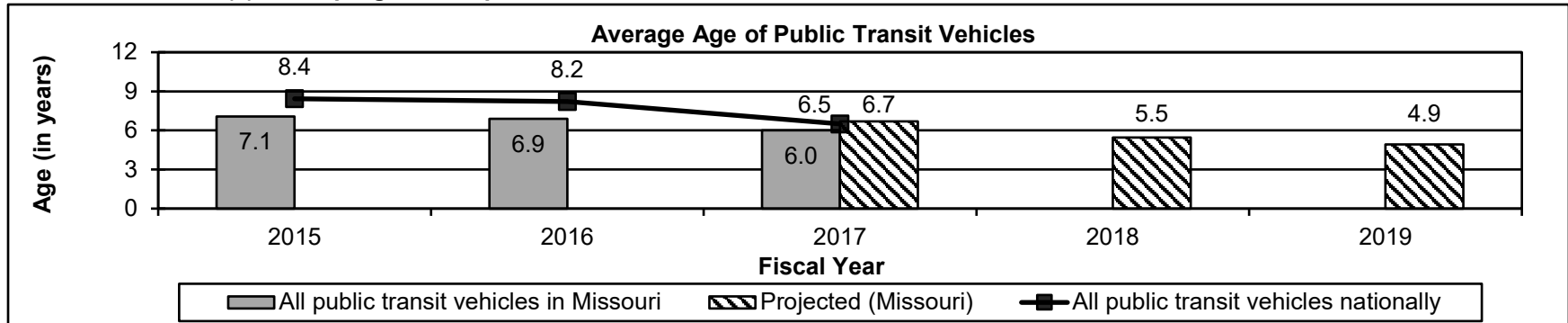
Original FY 2020 House Bill Section, if applicable 4.500

5b. Provide a measure(s) of the program's quality.



Section 5311 federal funds provide planning, capital and operating assistance to states to support public transportation in rural areas. A deficiency is a violation of a Federal Transit Administration (FTA) or State requirement, which requires corrective action by a pre-determined date in order to maintain eligibility for transit funding programs. The 2019 and 2020 projections are based on an approximate 10 percent reduction in deficiencies from the immediate prior year.

5c. Provide a measure(s) of the program's impact.



This data is from the National Transit Database administered by the Federal Transit Association and is only available for 2015, 2016 and 2017. Data for 2018 will not be available until fall of 2019. MoDOT's goal is to keep 50 percent or more of active public transit vehicles less than 10 years old. The 2018 projection was set by subtracting the average difference per year between 2015 and 2017 from 2017. The 2019 projection was set by subtracting the average difference per year between 2015 and 2017 from the 2018 projection.

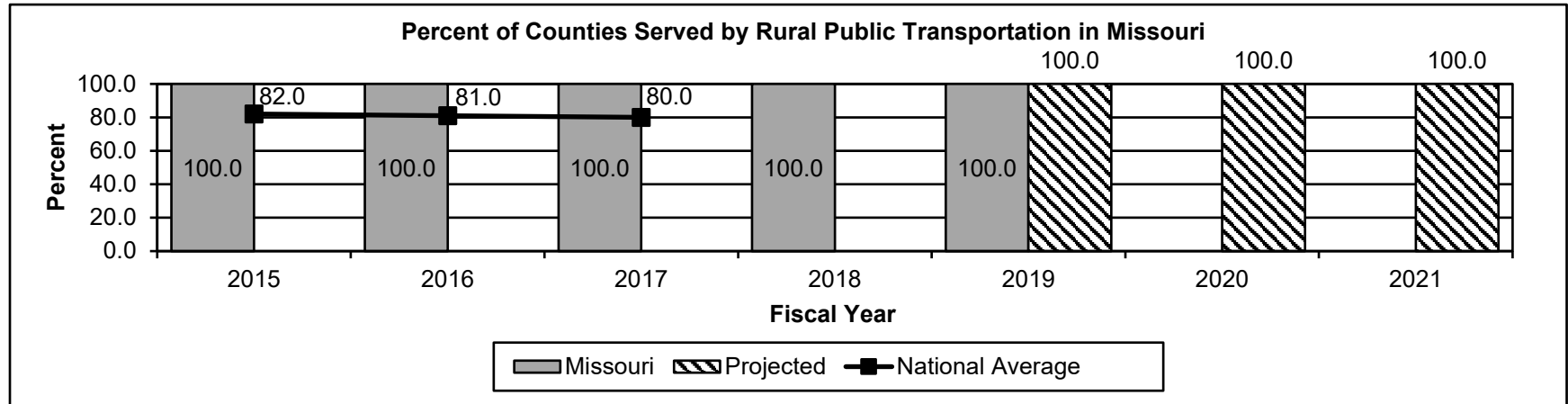
SUPPLEMENTAL NEW DECISION ITEM

Department of Transportation
Multimodal Operations
Bus and Bus Facility Transit Grants **DI# 2605002**

House Bill Section 14.065

Original FY 2020 House Bill Section, if applicable 4.500

5d. Provide a measure(s) of the program's efficiency.



This graph includes the counties served by rural public transportation providers that participate in all federal and state transit programs administered by MoDOT. Rural public transportation providers are classified as serving a population of less than 50,000. For the national average, fiscal year 2018 data was not available at the time of publication and will be released in late fall of 2019.

6. STRATEGIES TO ACHIEVE THE PERFORMANCE MEASUREMENT TARGETS:

Provide sufficient funding to public transit providers to replace, rehabilitate and purchase buses and related equipment to ensure a reliable and convenient transportation system.

SUPPLEMENTAL NEW DECISION ITEM

| | |
|--|--|
| Office of Administration | House Bill Section <u>14.070</u> |
| Accounting | |
| CMIA and Other Federal Payments DI# 2300008 | Original FY 2020 House Bill Section, if applicable <u>5.250</u> |

1. AMOUNT OF REQUEST

| | FY 2020 Supplemental Budget Request | | | |
|---|-------------------------------------|-------------|-------------|-------------|
| | GR | Federal | Other | Total |
| PS | 0 | 0 | 0 | 0 |
| EE | 0 | 0 | 0 | 0 |
| PSD | 0 | 0 | 0 | 0 |
| TRF | 0 | 0 | 0 | 0 |
| Total | 0 | 0 | 0 | 0 |
| FTE | 0.00 | 0.00 | 0.00 | 0.00 |
| POSITIONS | 0 | 0 | 0 | 0 |
| NUMBER OF MONTHS POSITIONS ARE NEEDED: | | | | |
| <i>Est. Fringe</i> | <i>0</i> | <i>0</i> | <i>0</i> | <i>0</i> |

Note: Fringes budgeted in House Bill 5 except for certain fringes budgeted directly to MoDOT, Highway Patrol, and Conservation.

| | FY 2020 Supplemental Governor's Recommendation | | | |
|---|--|-------------|-------------|----------------|
| | GR | Federal | Other | Total |
| PS | 0 | 0 | 0 | 0 |
| EE | 385,775 | 0 | 0 | 385,775 |
| PSD | 0 | 0 | 0 | 0 |
| TRF | 0 | 0 | 0 | 0 |
| Total | 385,775 | 0 | 0 | 385,775 |
| FTE | 0.00 | 0.00 | 0.00 | 0.00 |
| POSITIONS | 0 | 0 | 0 | 0 |
| NUMBER OF MONTHS POSITIONS ARE NEEDED: | | | | |
| <i>Est. Fringe</i> | <i>0</i> | <i>0</i> | <i>0</i> | <i>0</i> |

Note: Fringes budgeted in House Bill 5 except for certain fringes budgeted directly to MoDOT, Highway Patrol, and Conservation.

Request was submitted after the initial October 1st budget submission

2. WHY IS THIS SUPPLEMENTAL FUNDING NEEDED? INCLUDE THE FEDERAL OR STATE STATUTORY OR CONSTITUTIONAL AUTHORIZATION FOR THIS PROGRAM.

The Federal Cash Management Improvement Act (CMIA) of 1990 and 1992 requires that the state track the drawdown of federal funds for programs that exceed the threshold, as calculated using program expenditures. This payment will pay interest accrued on these federal funds. Interest is calculated using the daily equivalent of the annualized 13-week average treasury bill rate (0.08% in FY14, 0.05% in FY15, 0.02% in FY16, 0.19% in FY17, 0.57% in FY18, and 1.45% in FY19). Interest is calculated on program disbursements for the prior fiscal year (July 2018 through June 2019).

Due to increased interest rates, the current funding level is insufficient to pay the amount due.

SUPPLEMENTAL NEW DECISION ITEM

| | | |
|--|---------------------------|---|
| Office of Administration | House Bill Section | 14.070 |
| Accounting | | |
| CMIA and Other Federal Payments | DI# 2300008 | Original FY 2020 House Bill Section, if applicable |
| | | 5.250 |

3. DESCRIBE THE DETAILED ASSUMPTIONS USED TO DERIVE THE SPECIFIC REQUESTED AMOUNT. (How did you determine that the requested number of FTE were appropriate? From what source or standard did you derive the requested levels of funding? Were alternatives such as outsourcing or automation considered? If based on new legislation, does request tie to TAFP fiscal note? If not, explain why.

| | <u>Fund</u> | <u>FY 20 Core</u> | <u>FY 20 Payment</u> | <u>Difference</u> | <u>Request</u> |
|---------|-------------|-----------------------|--------------------------|-------------------|------------------|
| Request | 0101 | \$500,000 | \$885,764 | \$385,764 | \$385,775 |

4. BREAK DOWN THE REQUEST BY BUDGET OBJECT CLASS, JOB CLASS, AND FUND SOURCE.

| Budget Object Class/Job Class | Gov Rec GR DOLLARS | Gov Rec GR FTE | Gov Rec FED DOLLARS | Gov Rec FED FTE | Gov Rec OTHER DOLLARS | Gov Rec OTHER FTE | Gov Rec TOTAL DOLLARS | Gov Rec TOTAL FTE |
|--------------------------------------|-----------------------------------|-------------------------------|------------------------------------|--------------------------------|--------------------------------------|----------------------------------|--------------------------------------|----------------------------------|
| Miscellaneous Expenses | 385,775 | | | | | | 385,775 | 0.0 |
| Total EE | 385,775 | | 0 | | 0 | | 385,775 | |
| Grand Total | 385,775 | 0.0 | 0 | 0.0 | 0 | 0.0 | 385,775 | 0.0 |

SUPPLEMENTAL NEW DECISION ITEM

| | |
|---|--|
| Office of Administration | House Bill Section <u>14.075</u> |
| Employee Benefits | |
| Budget Reserve Fund Transfer Shortfall OASDHI DI# 2300003 | Original FY 2020 House Bill Section, if applicable <u>5.450</u> |

1. AMOUNT OF REQUEST

| | FY 2020 Supplemental Budget Request | | | |
|--|-------------------------------------|------------------|------------------|------------------|
| | GR | Federal | Other | Total |
| PS | 0 | 0 | 0 | 0 |
| EE | 0 | 0 | 0 | 0 |
| PSD | 0 | 0 | 0 | 0 |
| TRF | 0 | 1,000,000 | 1,000,000 | 2,000,000 |
| Total | 0 | 1,000,000 | 1,000,000 | 2,000,000 |
| | | | | |
| FTE | 0.00 | 0.00 | 0.00 | 0.00 |
| POSITIONS | 0 | 0 | 0 | 0 |
| NUMBER OF MONTHS POSITIONS ARE NEEDED: | | | | |
| Est. Fringe | 0 | 0 | 0 | 0 |

Note: Fringes budgeted in House Bill 5 except for certain fringes budgeted directly to MoDOT, Highway Patrol, and Conservation.

Other Funds: Various

| | FY 2020 Supplemental Governor's Recommendation | | | |
|--|--|------------------|------------------|------------------|
| | GR | Federal | Other | Total |
| PS | 0 | 0 | 0 | 0 |
| EE | 0 | 0 | 0 | 0 |
| PSD | 0 | 0 | 0 | 0 |
| TRF | 0 | 1,000,000 | 1,000,000 | 2,000,000 |
| Total | 0 | 1,000,000 | 1,000,000 | 2,000,000 |
| | | | | |
| FTE | 0.00 | 0.00 | 0.00 | 0.00 |
| POSITIONS | 0 | 0 | 0 | 0 |
| NUMBER OF MONTHS POSITIONS ARE NEEDED: | | | | |
| Est. Fringe | 0 | 0 | 0 | 0 |

Note: Fringes budgeted in House Bill 5 except for certain fringes budgeted directly to MoDOT, Highway Patrol, and Conservation.

Other Funds: Various

2. WHY IS THIS SUPPLEMENTAL FUNDING NEEDED? INCLUDE THE FEDERAL OR STATE STATUTORY OR CONSTITUTIONAL AUTHORIZATION FOR THIS PROGRAM.

As per Missouri Constitution Article IV, Section 27a, if the balance in the Budget Reserve Fund (BRF) at the close of any fiscal year exceeds 7.5% of the net General Revenue collections for the previous fiscal year, the excess amount shall be transferred to the General Revenue Fund.

In FY 20, the balance in the BRF exceeded 7.5% of the net General Revenue collections by \$9,061,584; however, the appropriated transfer from the Budget Reserve Fund to General Revenue was only \$1. In order to make the constitutionally required BRF transfer, the \$9,061,583 shortfall was flexed out of three appropriations into the BRF transfer appropriation. \$2,000,000 was flexed from the HB 5.450 Old Age, Survivors, Disability and Health Insurance (OASDHI) transfer appropriation to the BRF transfer appropriation. This supplemental restores appropriation authority back to the OASDHI transfer appropriation in an amount equivalent to what was used to help satisfy the constitutionally required BRF transfer.

SUPPLEMENTAL NEW DECISION ITEM

| | |
|---|--|
| Office of Administration | House Bill Section <u>14.080</u> |
| Employee Benefits | |
| Budget Reserve Fund Transfer Shortfall MOSERS DI# 2300002 | Original FY 2020 House Bill Section, if applicable <u>5.465</u> |

1. AMOUNT OF REQUEST

| | FY 2020 Supplemental Budget Request | | | |
|--|-------------------------------------|------------------|------------------|------------------|
| | GR | Federal | Other | Total |
| PS | 0 | 0 | 0 | 0 |
| EE | 0 | 0 | 0 | 0 |
| PSD | 0 | 0 | 0 | 0 |
| TRF | 0 | 1,765,396 | 1,765,396 | 3,530,792 |
| Total | 0 | 1,765,396 | 1,765,396 | 3,530,792 |
| | | | | |
| FTE | 0.00 | 0.00 | 0.00 | 0.00 |
| POSITIONS | 0 | 0 | 0 | 0 |
| NUMBER OF MONTHS POSITIONS ARE NEEDED: | | | | |
| Est. Fringe | 0 | 0 | 0 | 0 |

Note: Fringes budgeted in House Bill 5 except for certain fringes budgeted directly to MoDOT, Highway Patrol, and Conservation.

Other Funds: Various

| | FY 2020 Supplemental Governor's Recommendation | | | |
|--|--|------------------|------------------|------------------|
| | GR | Federal | Other | Total |
| PS | 0 | 0 | 0 | 0 |
| EE | 0 | 0 | 0 | 0 |
| PSD | 0 | 0 | 0 | 0 |
| TRF | 0 | 1,765,396 | 1,765,396 | 3,530,792 |
| Total | 0 | 1,765,396 | 1,765,396 | 3,530,792 |
| | | | | |
| FTE | 0.00 | 0.00 | 0.00 | 0.00 |
| POSITIONS | 0 | 0 | 0 | 0 |
| NUMBER OF MONTHS POSITIONS ARE NEEDED: | | | | |
| Est. Fringe | 0 | 0 | 0 | 0 |

Note: Fringes budgeted in House Bill 5 except for certain fringes budgeted directly to MoDOT, Highway Patrol, and Conservation.

Other Funds: Various

2. WHY IS THIS SUPPLEMENTAL FUNDING NEEDED? INCLUDE THE FEDERAL OR STATE STATUTORY OR CONSTITUTIONAL AUTHORIZATION FOR THIS PROGRAM.

As per Missouri Constitution Article IV, Section 27a, if the balance in the Budget Reserve Fund (BRF) at the close of any fiscal year exceeds 7.5% of the net General Revenue collections for the previous fiscal year, the excess amount shall be transferred to the General Revenue Fund.

In FY 20, the balance in the BRF exceeded 7.5% of the net General Revenue collections by \$9,061,584; however, the appropriated transfer from the Budget Reserve Fund to General Revenue was only \$1. In order to make the constitutionally required BRF transfer, the \$9,061,583 shortfall was flexed out of three appropriations into the BRF transfer appropriation. \$3,530,792 was flexed from the HB 5.465 MOSERS transfer appropriation to the BRF transfer appropriation. This supplemental restores appropriation authority back to the MOSERS transfer appropriation in an amount equivalent to what was used to help satisfy the constitutionally required BRF transfer.

SUPPLEMENTAL NEW DECISION ITEM

| | |
|---|--|
| Office of Administration | House Bill Section <u>14.080</u> |
| Employee Benefits | |
| Budget Reserve Fund Transfer Shortfall MOSERS DI# 2300002 | Original FY 2020 House Bill Section, if applicable <u>5.465</u> |

3. DESCRIBE THE DETAILED ASSUMPTIONS USED TO DERIVE THE SPECIFIC REQUESTED AMOUNT. (How did you determine that the requested number of FTE were appropriate? From what source or standard did you derive the requested levels of funding? Were alternatives such as outsourcing or automation considered? If based on new legislation, does request tie to TAFP fiscal note? If not, explain why.

| | |
|--|--|
| FY 20 Required Transfer Amount: | \$9,061,584 (as based on actual FY19 net GR collections) |
| FY 20 HB 5.270 Appropriated Transfer Amount: | \$ <u>1</u> |
| Shortfall | \$ 9,061,583 |

In order to make up for the shortfall, funding was flexed out of HB sections 5.450, 5.465, and 5.490.

4. BREAK DOWN THE REQUEST BY BUDGET OBJECT CLASS, JOB CLASS, AND FUND SOURCE.

| Budget Object Class/Job Class | Dept Req GR DOLLARS | Dept Req GR FTE | Dept Req FED DOLLARS | Dept Req FED FTE | Dept Req OTHER DOLLARS | Dept Req OTHER FTE | Dept Req TOTAL DOLLARS | Dept Req TOTAL FTE |
|-------------------------------|---------------------------|-----------------------|----------------------------|------------------------|------------------------------|--------------------------|------------------------------|--------------------------|
| Transfers | | | 1,765,396 | | 1,765,396 | | 3,530,792 | |
| Total TRF | 0 | | 1,765,396 | | 1,765,396 | | 3,530,792 | |
| Grand Total | 0 | 0.0 | 1,765,396 | 0.0 | 1,765,396 | 0.0 | 3,530,792 | 0.0 |

| Budget Object Class/Job Class | Gov Rec GR DOLLARS | Gov Rec GR FTE | Gov Rec FED DOLLARS | Gov Rec FED FTE | Gov Rec OTHER DOLLARS | Gov Rec OTHER FTE | Gov Rec TOTAL DOLLARS | Gov Rec TOTAL FTE |
|-------------------------------|--------------------------|----------------------|---------------------------|-----------------------|-----------------------------|-------------------------|-----------------------------|-------------------------|
| Transfers | | | 1,765,396 | | 1,765,396 | | 3,530,792 | |
| Total TRF | 0 | | 1,765,396 | | 1,765,396 | | 3,530,792 | |
| Grand Total | 0 | 0.0 | 1,765,396 | 0.0 | 1,765,396 | 0.0 | 3,530,792 | 0.0 |

SUPPLEMENTAL NEW DECISION ITEM

| | | |
|---|---------------------------|---|
| Office of Administration | House Bill Section | 14.085 |
| Employee Benefits | | |
| Budget Reserve Fund Transfer Shortfall MCHCP | DI# 2300001 | Original FY 2020 House Bill Section, if applicable |
| | | 5.490 |

1. AMOUNT OF REQUEST

| | FY 2020 Supplemental Budget Request | | | |
|---|-------------------------------------|------------------|------------------|------------------|
| | GR | Federal | Other | Total |
| PS | 0 | 0 | 0 | 0 |
| EE | 0 | 0 | 0 | 0 |
| PSD | 0 | 0 | 0 | 0 |
| TRF | 0 | 1,765,395 | 1,765,396 | 3,530,791 |
| Total | 0 | 1,765,395 | 1,765,396 | 3,530,791 |
| FTE | 0.00 | 0.00 | 0.00 | 0.00 |
| POSITIONS | 0 | 0 | 0 | 0 |
| NUMBER OF MONTHS POSITIONS ARE NEEDED: | | | | |
| <i>Est. Fringe</i> | <i>0</i> | <i>0</i> | <i>0</i> | <i>0</i> |

| | FY 2020 Supplemental Governor's Recommendation | | | |
|---|--|------------------|------------------|------------------|
| | GR | Federal | Other | Total |
| PS | 0 | 0 | 0 | 0 |
| EE | 0 | 0 | 0 | 0 |
| PSD | 0 | 0 | 0 | 0 |
| TRF | 0 | 1,765,395 | 1,765,396 | 3,530,791 |
| Total | 0 | 1,765,395 | 1,765,396 | 3,530,791 |
| FTE | 0.00 | 0.00 | 0.00 | 0.00 |
| POSITIONS | 0 | 0 | 0 | 0 |
| NUMBER OF MONTHS POSITIONS ARE NEEDED: | | | | |
| <i>Est. Fringe</i> | <i>0</i> | <i>0</i> | <i>0</i> | <i>0</i> |

Note: Fringes budgeted in House Bill 5 except for certain fringes budgeted directly to MoDOT, Highway Patrol, and Conservation.

Note: Fringes budgeted in House Bill 5 except for certain fringes budgeted directly to MoDOT, Highway Patrol, and Conservation.

Other Funds: Various

Other Funds: Various

2. WHY IS THIS SUPPLEMENTAL FUNDING NEEDED? INCLUDE THE FEDERAL OR STATE STATUTORY OR CONSTITUTIONAL AUTHORIZATION FOR THIS PROGRAM.

As per Missouri Constitution Article IV, Section 27a, if the balance in the Budget Reserve Fund (BRF) at the close of any fiscal year exceeds 7.5% of the net General Revenue collections for the previous fiscal year, the excess amount shall be transferred to the General Revenue Fund.

In FY 20, the balance in the BRF exceeded 7.5% of the net General Revenue collections by \$9,061,584; however, the appropriated transfer from the Budget Reserve Fund to General Revenue was only \$1. In order to make the constitutionally required BRF transfer, the \$9,061,583 shortfall was flexed out of three appropriations into the BRF transfer appropriation. \$3,530,791 was flexed from the HB 5.490 MCHCP transfer appropriation to the BRF transfer appropriation. This supplemental restores appropriation authority back to the MCHCP transfer appropriation in an amount equivalent to what was used to help satisfy the constitutionally required BRF transfer.

SUPPLEMENTAL NEW DECISION ITEM

| | | |
|--|---|---------------|
| Office of Administration | House Bill Section | 14.085 |
| Employee Benefits | | |
| Budget Reserve Fund Transfer Shortfall MCHCP DI# 2300001 | Original FY 2020 House Bill Section, if applicable | 5.490 |

3. DESCRIBE THE DETAILED ASSUMPTIONS USED TO DERIVE THE SPECIFIC REQUESTED AMOUNT. (How did you determine that the requested number of FTE were appropriate? From what source or standard did you derive the requested levels of funding? Were alternatives such as outsourcing or automation considered? If based on new legislation, does request tie to TAFP fiscal note? If not, explain why.

FY 20 Required Transfer Amount: \$9,061,584 (as based on actual FY19 net GR collections)
 FY 20 HB 5.270 Appropriated Transfer Amount: \$ 1
Shortfall \$ 9,061,583

In order to make up for the shortfall, funding was flexed out of HB sections 5.450, 5.465, and 5.490.

4. BREAK DOWN THE REQUEST BY BUDGET OBJECT CLASS, JOB CLASS, AND FUND SOURCE.

| Budget Object Class/Job Class | Dept Req GR DOLLARS | Dept Req GR FTE | Dept Req FED DOLLARS | Dept Req FED FTE | Dept Req OTHER DOLLARS | Dept Req OTHER FTE | Dept Req TOTAL DOLLARS | Dept Req TOTAL FTE |
|--------------------------------------|------------------------------------|--------------------------------|-------------------------------------|---------------------------------|---------------------------------------|-----------------------------------|---------------------------------------|-----------------------------------|
| Transfers | | | 1,765,395 | | 1,765,396 | | 3,530,791 | |
| Total TRF | 0 | | 1,765,395 | | 1,765,396 | | 3,530,791 | |
| Grand Total | 0 | 0.0 | 1,765,395 | 0.0 | 1,765,396 | 0.0 | 3,530,791 | 0.0 |

| Budget Object Class/Job Class | Gov Rec GR DOLLARS | Gov Rec GR FTE | Gov Rec FED DOLLARS | Gov Rec FED FTE | Gov Rec OTHER DOLLARS | Gov Rec OTHER FTE | Gov Rec TOTAL DOLLARS | Gov Rec TOTAL FTE |
|--------------------------------------|-----------------------------------|-------------------------------|------------------------------------|--------------------------------|--------------------------------------|----------------------------------|--------------------------------------|----------------------------------|
| Transfers | | | 1,765,395 | | 1,765,396 | | 3,530,791 | |
| Total TRF | 0 | | 1,765,395 | | 1,765,396 | | 3,530,791 | |
| Grand Total | 0 | 0.0 | 1,765,395 | 0.0 | 1,765,396 | 0.0 | 3,530,791 | 0.0 |

SUPPLEMENTAL NEW DECISION ITEM

| | |
|---|--|
| Office of Administration | House Bill Section <u>14.085</u> |
| Employee Benefits | |
| MCHCP Funding Transfer DI# 2300004 | Original FY 2020 House Bill Section, if applicable <u>5.490</u> |

1. AMOUNT OF REQUEST

| | FY 2020 Supplemental Budget Request | | | |
|---|-------------------------------------|-------------|-------------|------------------|
| | GR | Federal | Other | Total |
| PS | 0 | 0 | 0 | 0 |
| EE | 0 | 0 | 0 | 0 |
| PSD | 0 | 0 | 0 | 0 |
| TRF | 3,233,750 | 0 | 0 | 3,233,750 |
| Total | 3,233,750 | 0 | 0 | 3,233,750 |
| FTE | 0.00 | 0.00 | 0.00 | 0.00 |
| POSITIONS | 0 | 0 | 0 | 0 |
| NUMBER OF MONTHS POSITIONS ARE NEEDED: | _____ | | | |
| <i>Est. Fringe</i> | <i>0</i> | <i>0</i> | <i>0</i> | <i>0</i> |

| | FY 2020 Supplemental Governor's Recommendation | | | |
|---|--|-------------|-------------|------------------|
| | GR | Federal | Other | Total |
| PS | 0 | 0 | 0 | 0 |
| EE | 0 | 0 | 0 | 0 |
| PSD | 0 | 0 | 0 | 0 |
| TRF | 3,233,750 | 0 | 0 | 3,233,750 |
| Total | 3,233,750 | 0 | 0 | 3,233,750 |
| FTE | 0.00 | 0.00 | 0.00 | 0.00 |
| POSITIONS | 0 | 0 | 0 | 0 |
| NUMBER OF MONTHS POSITIONS ARE NEEDED: | _____ | | | |
| <i>Est. Fringe</i> | <i>0</i> | <i>0</i> | <i>0</i> | <i>0</i> |

Note: Fringes budgeted in House Bill 5 except for certain fringes budgeted directly to MoDOT, Highway Patrol, and Conservation.

Note: Fringes budgeted in House Bill 5 except for certain fringes budgeted directly to MoDOT, Highway Patrol, and Conservation.

2. WHY IS THIS SUPPLEMENTAL FUNDING NEEDED? INCLUDE THE FEDERAL OR STATE STATUTORY OR CONSTITUTIONAL AUTHORIZATION FOR THIS PROGRAM.

This appropriation transfers cash from the various state funds that pay employee salaries into the Missouri Consolidated Health Care Plan (MCHCP) Benefit Fund. The MCHCP Benefit Fund then pays the state's employee health care contribution.

This supplemental request is needed to cover a GR shortfall for MCHCP in FY19 due to actual expenditures coming in at different fund splits than what was appropriated.

MCHCP was created under Chapter 103 of the Missouri Revised Statutes for the purpose of covering medical expenses of state employees and retirees.

SUPPLEMENTAL NEW DECISION ITEM

| | |
|---|---|
| Office of Administration | House Bill Section <u>14.085</u> |
| Employee Benefits | |
| MCHCP Funding Transfer <u>DI# 2300004</u> | Original FY 2020 House Bill Section, if applicable <u>5.490</u> |

3. DESCRIBE THE DETAILED ASSUMPTIONS USED TO DERIVE THE SPECIFIC REQUESTED AMOUNT. (How did you determine that the requested number of FTE were appropriate? From what source or standard did you derive the requested levels of funding? Were alternatives such as outsourcing or automation considered? If based on new legislation, does request tie to TAFP fiscal note? If not, explain why.

The shortfall was a fund split issue. While there was a shortfall in the GR transfer authority, federal funds transfer authority lapsed \$2.5M and other funds transfer authority lapsed \$1.1M, totaling nearly \$3.6M in lapse.

| | FY19 Transfer Need | | FY19 Transfer Authority | | Authority Shortfall/Excess | | FY19 Actual Transfer | |
|----------------|-----------------------|---------------|-------------------------|---------------|----------------------------|-------------|-----------------------|---------------|
| | \$ | % Split | \$ | % Split | \$ | % | \$ | % Split |
| GR | \$ 297,816,504 | 62.1% | \$ 294,582,754 | 61.3% | \$(3,233,750) | -0.7% | \$ 294,582,754 | 61.8% |
| Federal | \$ 111,893,455 | 23.3% | \$ 114,406,675 | 23.8% | \$ 2,513,220 | 0.5% | \$ 111,893,455 | 23.5% |
| Other | \$ 70,215,313 | 14.6% | \$ 71,283,857 | 14.8% | \$ 1,068,544 | 0.2% | \$ 70,215,313 | 14.7% |
| Total | \$ 479,925,273 | 100.0% | \$ 480,273,286 | 100.0% | \$ 348,013 | 0.0% | \$ 476,691,523 | 100.0% |

4. BREAK DOWN THE REQUEST BY BUDGET OBJECT CLASS, JOB CLASS, AND FUND SOURCE.

| Budget Object Class/Job Class | Dept Req GR DOLLARS | Dept Req GR FTE | Dept Req FED DOLLARS | Dept Req FED FTE | Dept Req OTHER DOLLARS | Dept Req OTHER FTE | Dept Req TOTAL DOLLARS | Dept Req TOTAL FTE |
|-------------------------------|---------------------------|-----------------------|----------------------------|------------------------|------------------------------|--------------------------|------------------------------|--------------------------|
| Transfers | 3,233,750 | | | | | | 3,233,750 | |
| Total TRF | 3,233,750 | | 0 | | 0 | | 3,233,750 | |
| Grand Total | 3,233,750 | 0.0 | 0 | 0.0 | 0 | 0.0 | 3,233,750 | 0.0 |

| Budget Object Class/Job Class | Gov Rec GR DOLLARS | Gov Rec GR FTE | Gov Rec FED DOLLARS | Gov Rec FED FTE | Gov Rec OTHER DOLLARS | Gov Rec OTHER FTE | Gov Rec TOTAL DOLLARS | Gov Rec TOTAL FTE |
|-------------------------------|--------------------------|----------------------|---------------------------|-----------------------|-----------------------------|-------------------------|-----------------------------|-------------------------|
| Transfers | 3,233,750 | | | | | | 3,233,750 | 0.0 |
| Total TRF | 3,233,750 | | 0 | | 0 | | 3,233,750 | |
| Grand Total | 3,233,750 | 0.0 | 0 | 0.0 | 0 | 0.0 | 3,233,750 | 0.0 |

SUPPLEMENTAL NEW DECISION ITEM

| | | |
|-----------------------------------|---------------------------|---|
| Office of Administration | House Bill Section | 14.090 |
| Employee Benefits | | |
| MCHCP Funding Contribution | DI# 2300005 | Original FY 2020 House Bill Section, if applicable |
| | | 5.495 |

1. AMOUNT OF REQUEST

| | FY 2020 Supplemental Budget Request | | | |
|---|-------------------------------------|-------------|------------------|------------------|
| | GR | Federal | Other | Total |
| PS | 0 | 0 | 3,233,750 | 3,233,750 |
| EE | 0 | 0 | 0 | 0 |
| PSD | 0 | 0 | 0 | 0 |
| TRF | 0 | 0 | 0 | 0 |
| Total | 0 | 0 | 3,233,750 | 3,233,750 |
| FTE | 0.00 | 0.00 | 0.00 | 0.00 |
| POSITIONS | 0 | 0 | 0 | 0 |
| NUMBER OF MONTHS POSITIONS ARE NEEDED: | | | | |
| Est. Fringe | 0 | 0 | 1,038,034 | 1,038,034 |

Note: Fringes budgeted in House Bill 5 except for certain fringes budgeted directly to MoDOT, Highway Patrol, and Conservation.

Other Funds: Missouri Consolidated Health Care Plan Benefit Fund

| | FY 2020 Supplemental Governor's Recommendation | | | |
|---|--|-------------|------------------|------------------|
| | GR | Federal | Other | Total |
| PS | 0 | 0 | 3,233,750 | 3,233,750 |
| EE | 0 | 0 | 0 | 0 |
| PSD | 0 | 0 | 0 | 0 |
| TRF | 0 | 0 | 0 | 0 |
| Total | 0 | 0 | 3,233,750 | 3,233,750 |
| FTE | 0.00 | 0.00 | 0.00 | 0.00 |
| POSITIONS | 0 | 0 | 0 | 0 |
| NUMBER OF MONTHS POSITIONS ARE NEEDED: | | | | |
| Est. Fringe | 0 | 0 | 1,038,034 | 1,038,034 |

Note: Fringes budgeted in House Bill 5 except for certain fringes budgeted directly to MoDOT, Highway Patrol, and Conservation.

Other Funds: Missouri Consolidated Health Care Plan Benefit Fund

2. WHY IS THIS SUPPLEMENTAL FUNDING NEEDED? INCLUDE THE FEDERAL OR STATE STATUTORY OR CONSTITUTIONAL AUTHORIZATION FOR THIS PROGRAM.

This appropriation pays the state's employee health care contribution from the designated fund that collects cash from the various funds that pay employee salaries, known as the Missouri Consolidated Health Care Plan (MCHCP) Benefit Fund.

MCHCP was created under Chapter 103 of the Missouri Revised Statutes for the purpose of covering medical expenses of state employees and retirees.

SUPPLEMENTAL NEW DECISION ITEM

| | | |
|-----------------------------------|---------------------------|---|
| Office of Administration | House Bill Section | 14.090 |
| Employee Benefits | | |
| MCHCP Funding Contribution | DI# 2300005 | Original FY 2020 House Bill Section, if applicable |
| | | 5.495 |

3. DESCRIBE THE DETAILED ASSUMPTIONS USED TO DERIVE THE SPECIFIC REQUESTED AMOUNT. (How did you determine that the requested number of FTE were appropriate? From what source or standard did you derive the requested levels of funding? Were alternatives such as outsourcing or automation considered? If based on new legislation, does request tie to TAFP fiscal note? If not, explain why.

This request matches the MCHCP funding transfer. This is a non-count.

4. BREAK DOWN THE REQUEST BY BUDGET OBJECT CLASS, JOB CLASS, AND FUND SOURCE.

| Budget Object Class/Job Class | Dept Req GR DOLLARS | Dept Req GR FTE | Dept Req FED DOLLARS | Dept Req FED FTE | Dept Req OTHER DOLLARS | Dept Req OTHER FTE | Dept Req TOTAL DOLLARS | Dept Req TOTAL FTE |
|--------------------------------------|------------------------------------|--------------------------------|-------------------------------------|---------------------------------|---------------------------------------|-----------------------------------|---------------------------------------|-----------------------------------|
| Benefits | | | | | 3,233,750 | | 3,233,750 | 0.0 |
| Total PS | 0 | 0.0 | 0 | 0.0 | 3,233,750 | 0.0 | 3,233,750 | 0.0 |
| Grand Total | 0 | 0.0 | 0 | 0.0 | 3,233,750 | 0.0 | 3,233,750 | 0.0 |

| Budget Object Class/Job Class | Gov Rec GR DOLLARS | Gov Rec GR FTE | Gov Rec FED DOLLARS | Gov Rec FED FTE | Gov Rec OTHER DOLLARS | Gov Rec OTHER FTE | Gov Rec TOTAL DOLLARS | Gov Rec TOTAL FTE |
|--------------------------------------|-----------------------------------|-------------------------------|------------------------------------|--------------------------------|--------------------------------------|----------------------------------|--------------------------------------|----------------------------------|
| Benefits | | | | | 3,233,750 | | 3,233,750 | 0.0 |
| Total PS | 0 | 0.0 | 0 | 0.0 | 3,233,750 | 0.0 | 3,233,750 | 0.0 |
| Grand Total | 0 | 0.0 | 0 | 0.0 | 3,233,750 | 0.0 | 3,233,750 | 0.0 |

SUPPLEMENTAL NEW DECISION ITEM

| | | |
|--|---------------------------|---|
| Department of Economic Development | House Bill Section | 14.095 |
| Business and Community Solutions Division | | |
| MO Community Service Commission Increase | DI# 2419001 | Original FY 2020 House Bill Section, if applicable |
| | | 7.070 |

1. AMOUNT OF REQUEST

| | FY 2020 Supplemental Budget Request | | | |
|---|-------------------------------------|----------------|-------------|----------------|
| | GR | Federal | Other | Total |
| PS | 0 | 10,000 | 0 | 10,000 |
| EE | 0 | 0 | 0 | 0 |
| PSD | 0 | 480,458 | 0 | 480,458 |
| TRF | 0 | 0 | 0 | 0 |
| Total | 0 | 490,458 | 0 | 490,458 |
| FTE | 0.00 | 0.00 | 0.00 | 0.00 |
| POSITIONS | 0 | 0 | 0 | 0 |
| NUMBER OF MONTHS POSITIONS ARE NEEDED: | | | | |
| <i>Est. Fringe</i> | <i>0</i> | <i>3,047</i> | <i>0</i> | <i>3,047</i> |

Note: Fringes budgeted in House Bill 5 except for certain fringes budgeted directly to MoDOT, Highway Patrol, and Conservation.

| | FY 2020 Supplemental Governor's Recommendation | | | |
|---|--|----------------|-------------|----------------|
| | GR | Federal | Other | Total |
| PS | 0 | 10,000 | 0 | 10,000 |
| EE | 0 | 0 | 0 | 0 |
| PSD | 0 | 480,458 | 0 | 480,458 |
| TRF | 0 | 0 | 0 | 0 |
| Total | 0 | 490,458 | 0 | 490,458 |
| FTE | 0.00 | 0.00 | 0.00 | 0.00 |
| POSITIONS | 0 | 0 | 0 | 0 |
| NUMBER OF MONTHS POSITIONS ARE NEEDED: | | | | |
| <i>Est. Fringe</i> | <i>0</i> | <i>3,047</i> | <i>0</i> | <i>3,047</i> |

Note: Fringes budgeted in House Bill 5 except for certain fringes budgeted directly to MoDOT, Highway Patrol, and Conservation.

2. WHY IS THIS SUPPLEMENTAL FUNDING NEEDED? INCLUDE THE FEDERAL OR STATE STATUTORY OR CONSTITUTIONAL AUTHORIZATION FOR THIS PROGRAM.

This new decision item will increase federal appropriation authority for the Missouri Community Service Commission (MCSC). The increase is needed due to the Corporation for National and Community Service (CNCS) awarding direct grants to competitive Missouri programs. The current appropriation authority of \$6,141,857 is inadequate based on the amount of the new grants which total \$6,632,315.

For the past 3 years, MCSC has made a major push to move high quality programs funded from their formula grant allocation to competitive grant status (competitive funding comes from CNCS, does not affect our formula allocation, and allows for competitive applications to exceed the MCSC max grant award of \$350,000). Current MCSC competitive programs range from \$376,000 to \$907,000 per year. This has provided program and budget growth at a much greater rate than in the past. For that same period, MCSC has worked to recruit additional new applications and we have been successful in funding 1 to 2 new programs each year. The additional authority will be used to pay program reimbursements and related MCSC administrative expenses.

SUPPLEMENTAL NEW DECISION ITEM

| | | | |
|--|--------------------|---|---------------|
| Department of Economic Development | | House Bill Section | 14.095 |
| Business and Community Solutions Division | | | |
| MO Community Service Commission Increase | DI# 2419001 | Original FY 2020 House Bill Section, if applicable | 7.070 |

3. DESCRIBE THE DETAILED ASSUMPTIONS USED TO DERIVE THE SPECIFIC REQUESTED AMOUNT. (How did you determine that the requested number of FTE were appropriate? From what source or standard did you derive the requested levels of funding? Were alternatives such as outsourcing or automation considered? If based on new legislation, does request tie to TAFP fiscal note? If not, explain why.

The current federal appropriation authority is \$6,141,857. The amount of competitive funding awarded to programs is \$490,458, which is the amount of the request. The administrative expenses include partial funding for a position. The DED will utilize existing resources for remaining personal services and FTE.

4. BREAK DOWN THE REQUEST BY BUDGET OBJECT CLASS, JOB CLASS, AND FUND SOURCE.

| Budget Object Class/Job Class | Dept Req GR DOLLARS | Dept Req GR FTE | Dept Req FED DOLLARS | Dept Req FED FTE | Dept Req OTHER DOLLARS | Dept Req OTHER FTE | Dept Req TOTAL DOLLARS | Dept Req TOTAL FTE |
|--|------------------------------------|--------------------------------|-------------------------------------|---------------------------------|---------------------------------------|-----------------------------------|---------------------------------------|-----------------------------------|
| Economic Dev Incentive Spec III 007903 | | | 10,000 | | | | 10,000 | 0.0 |
| Total PS | 0 | 0.0 | 10,000 | 0.0 | 0 | 0.0 | 10,000 | 0.0 |
| Program Distributions | | | 480,458 | | | | 480,458 | |
| Total PSD | 0 | | 480,458 | | 0 | | 480,458 | |
| Grand Total | 0 | 0.0 | 490,458 | 0.0 | 0 | 0.0 | 490,458 | 0.0 |

| Budget Object Class/Job Class | Gov Rec GR DOLLARS | Gov Rec GR FTE | Gov Rec FED DOLLARS | Gov Rec FED FTE | Gov Rec OTHER DOLLARS | Gov Rec OTHER FTE | Gov Rec TOTAL DOLLARS | Gov Rec TOTAL FTE |
|--|-----------------------------------|-------------------------------|------------------------------------|--------------------------------|--------------------------------------|----------------------------------|--------------------------------------|----------------------------------|
| Economic Dev Incentive Spec III 007903 | | | 10,000 | | | | 10,000 | 0.0 |
| Total PS | 0 | 0.0 | 10,000 | 0.0 | 0 | 0.0 | 10,000 | 0.0 |
| Program Distributions | | | 480,458 | | | | 480,458 | |
| Total PSD | 0 | | 480,458 | | 0 | | 480,458 | |
| Grand Total | 0 | 0.0 | 490,458 | 0.0 | 0 | 0.0 | 490,458 | 0.0 |

SUPPLEMENTAL NEW DECISION ITEM

| | | | |
|------------------------------------|--------------------|---|---------------|
| Department of Mental Health | | House Bill Section | 14.100 |
| Department-wide | | | |
| Overtime Compensation | DI# 2650006 | Original FY 2020 House Bill Section, if applicable | 10.010 |

1. AMOUNT OF REQUEST

| | FY 2020 Supplemental Budget Request | | | |
|--------------|-------------------------------------|----------|----------|------------------|
| | GR | Federal | Other | Total |
| PS | 4,391,086 | 0 | 0 | 4,391,086 |
| EE | 0 | 0 | 0 | 0 |
| PSD | 0 | 0 | 0 | 0 |
| TRF | 0 | 0 | 0 | 0 |
| Total | 4,391,086 | 0 | 0 | 4,391,086 |

| | | | | |
|--|------|------|------|------|
| FTE | 0.00 | 0.00 | 0.00 | 0.00 |
| POSITIONS | 0 | 0 | 0 | 0 |
| NUMBER OF MONTHS POSITIONS ARE NEEDED: _____ | | | | |

| | | | | |
|--------------------|-----------|---|---|-----------|
| Est. Fringe | 1,409,539 | 0 | 0 | 1,409,539 |
|--------------------|-----------|---|---|-----------|

Note: Fringes budgeted in House Bill 5 except for certain fringes budgeted directly to MoDOT, Highway Patrol, and Conservation.

| | FY 2020 Supplemental Governor's Recommendation | | | |
|--------------|--|----------|----------|------------------|
| | GR | Federal | Other | Total |
| PS | 4,722,500 | 0 | 0 | 4,722,500 |
| EE | 0 | 0 | 0 | 0 |
| PSD | 0 | 0 | 0 | 0 |
| TRF | 0 | 0 | 0 | 0 |
| Total | 4,722,500 | 0 | 0 | 4,722,500 |

| | | | | |
|--|------|------|------|------|
| FTE | 0.00 | 0.00 | 0.00 | 0.00 |
| POSITIONS | 0 | 0 | 0 | 0 |
| NUMBER OF MONTHS POSITIONS ARE NEEDED: _____ | | | | |

| | | | | |
|--------------------|-----------|---|---|-----------|
| Est. Fringe | 1,515,923 | 0 | 0 | 1,515,923 |
|--------------------|-----------|---|---|-----------|

Note: Fringes budgeted in House Bill 5 except for certain fringes budgeted directly to MoDOT, Highway Patrol, and Conservation.

The difference between the Governor recommended amount and the department request is due to more recent projections.

2. WHY IS THIS SUPPLEMENTAL FUNDING NEEDED? INCLUDE THE FEDERAL OR STATE STATUTORY OR CONSTITUTIONAL AUTHORIZATION FOR THIS PROGRAM.

Senate Bill 367 (2005) allows employees providing direct client care in 24/7 state institutions to monthly request payment in lieu of compensatory time off. By statute, these requests must be paid each month. Additional funding is needed to meet these overtime pay requirements.

SUPPLEMENTAL NEW DECISION ITEM

| | | |
|------------------------------------|---------------------------|---|
| Department of Mental Health | House Bill Section | 14.100 |
| Department-wide | | |
| Overtime Compensation | DI# 2650006 | Original FY 2020 House Bill Section, if applicable |
| | | 10.010 |

3. DESCRIBE THE DETAILED ASSUMPTIONS USED TO DERIVE THE SPECIFIC REQUESTED AMOUNT. (How did you determine that the requested number of FTE were appropriate? How many positions do the requested FTE equal and for how many months do you need the supplemental funding? From what source or standard did you derive the requested levels of funding? Were alternatives such as outsourcing or automation considered? If based on new legislation, does request tie to TAFP fiscal note? If not, explain why.)

Additional funding is needed for the payment of direct care staff overtime as required by statute. Funding is requested for projected overtime payments beyond current appropriation.

| <u>DBH Facilities</u> | <u>Dept Req Amount</u> | <u>Gov Rec Amount</u> | <u>DD Facilities</u> | <u>Dept Req Amount</u> | <u>Gov Rec Amount</u> |
|---|----------------------------|---------------------------|---|----------------------------|---------------------------|
| Fulton State Hospital | \$1,022,000 | \$800,000 | Bellefontaine Hab Center | \$115,000 | \$115,000 |
| Fulton State Hospital - SORTS | \$378,000 | \$300,000 | Higginsville Hab Center | \$110,000 | \$110,000 |
| NW MO Psych Rehab Center | \$200,000 | \$462,000 | Northwest Community Services | \$212,500 | \$252,500 |
| St. Louis Psych Rehab Center | \$750,000 | \$750,000 | Southwest Community Services | \$150,000 | \$150,000 |
| SE Missouri MHC | \$700,000 | \$700,000 | St. Louis DD Treatment Center | \$75,000 | \$75,000 |
| SE Missouri MHC - SORTS | \$400,000 | \$400,000 | Southeast Missouri Residential Services | \$138,586 | \$293,000 |
| Hawthorn Child Psych Rehab Ctr | \$25,000 | \$0 | Total: | \$801,086 | \$995,500 |
| Center for Behavioral Medicine | \$75,000 | \$315,000 | | | |
| Metro St. Louis Psych Rehab Ctr | \$40,000 | \$0 | | | |
| Total: | \$3,590,000 | \$3,727,000 | | | |
| | | | | <u>Dept Req</u> | <u>Gov Rec</u> |
| Division of Behavioral Health Facilities: | | | | \$3,590,000 | \$3,727,000 |
| Division of Developmental Disabilities Facilities: | | | | \$801,086 | \$995,500 |
| Total: | | | | \$4,391,086 | \$4,722,500 |

SUPPLEMENTAL NEW DECISION ITEM

| | | |
|------------------------------------|---------------------------|---|
| Department of Mental Health | House Bill Section | 14.100 |
| Department-wide | | |
| Overtime Compensation | DI# 2650006 | Original FY 2020 House Bill Section, if applicable |
| | | 10.010 |

4. BREAK DOWN THE REQUEST BY BUDGET OBJECT CLASS, JOB CLASS, AND FUND SOURCE. IDENTIFY ONE-TIME COSTS.

| Budget Object Class/Job Class | Dept Req | | Dept Req | | Dept Req | | Dept Req | | Dept Req | |
|-------------------------------|------------------|----------|------------|----------|------------|----------|------------|------------------|------------|--|
| | GR | Dept Req | FED | FED | OTHER | Dept Req | TOTAL | TOTAL | FTE | |
| | DOLLARS | GR | FTE | DOLLARS | FTE | DOLLARS | OTHER FTE | DOLLARS | FTE | |
| Salaries & Wages | 4,391,086 | | 0.0 | 0 | 0.0 | 0 | 0.0 | 4,391,086 | 0.0 | |
| Total PS | 4,391,086 | | 0.0 | 0 | 0.0 | 0 | 0.0 | 4,391,086 | 0.0 | |
| Grand Total | 4,391,086 | | 0.0 | 0 | 0.0 | 0 | 0.0 | 4,391,086 | 0.0 | |

| Budget Object Class/Job Class | Gov Rec | | Gov Rec | | Gov Rec | | Gov Rec | | Gov Rec | |
|-------------------------------|------------------|---------|------------|----------|------------|----------|------------|------------------|------------|--|
| | GR | Gov Rec | FED | FED | OTHER | Gov Rec | TOTAL | TOTAL | FTE | |
| | DOLLARS | GR | FTE | DOLLARS | FTE | DOLLARS | OTHER FTE | DOLLARS | FTE | |
| | | | | | | | | 0 | 0.0 | |
| Salaries & Wages | 4,722,500 | | 0.0 | 0 | 0.0 | 0 | 0.0 | 4,722,500 | 0.0 | |
| Total PS | 4,722,500 | | 0.0 | 0 | 0.0 | 0 | 0.0 | 4,722,500 | 0.0 | |
| Grand Total | 4,722,500 | | 0.0 | 0 | 0.0 | 0 | 0.0 | 4,722,500 | 0.0 | |

SUPPLEMENTAL NEW DECISION ITEM

| | | |
|------------------------------------|--------------------|---|
| Department of Mental Health | | House Bill Section <u>14.100</u> |
| Department-wide | | |
| Overtime Compensation | DI# 2650006 | Original FY 2020 House Bill Section, if applicable <u>10.010</u> |

5. PERFORMANCE MEASURES (If new decision item has an associated core, separately identify projected performance with & without additional

5a. Provide an activity measure of the program.

Number of employees earning federal, state, or holiday time

| | Federal Comp | State Comp | Holiday Comp |
|---------|-----------------|---------------|-----------------|
| FY 2010 | 5,161 | 5,310 | 5,736 |
| FY 2011 | 4,761 | 4,932 | 5,378 |
| FY 2012 | 4,902 | 4,842 | 5,333 |
| FY 2013 | 5,035 | 4,961 | 5,408 |
| FY 2014 | 5,124 | 5,089 | 5,480 |
| FY 2015 | 5,111 | 5,093 | 5,334 |
| FY 2016 | 5,229 | 5,425 | 5,300 |
| FY 2017 | 5,300 | 5,424 | 5,150 |
| FY 2018 | 5,340 | 5,327 | 5,162 |
| FY 2019 | 5,287 | 5,310 | 5,022 |

SUPPLEMENTAL NEW DECISION ITEM

Department of Mental Health

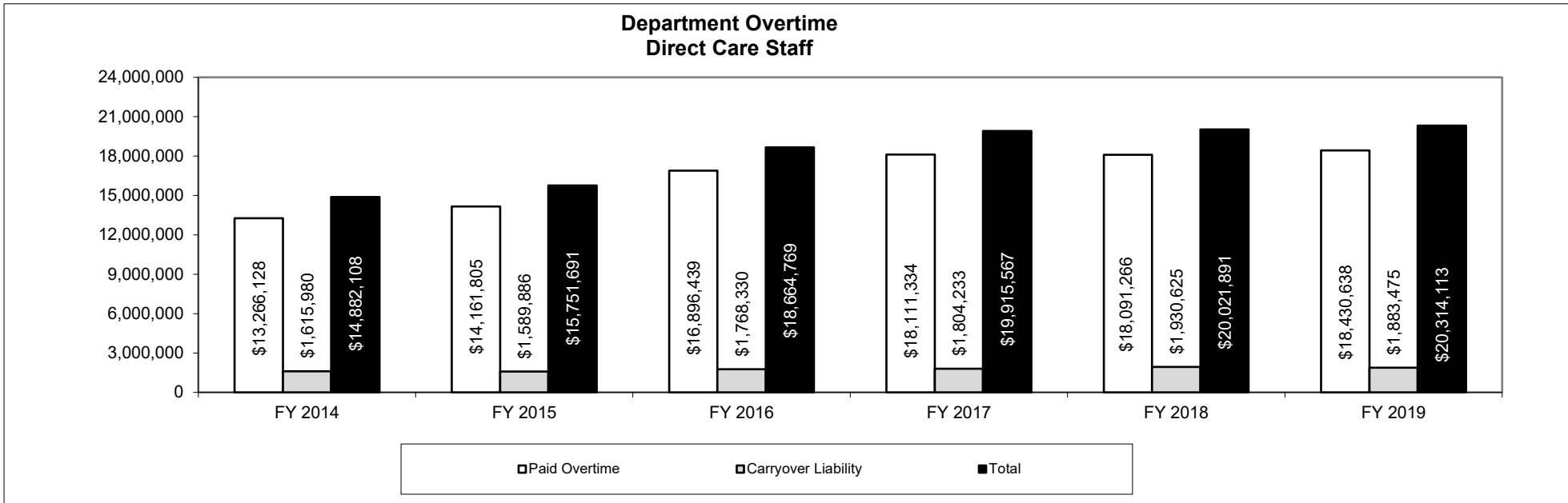
House Bill Section 14.100

Department-wide

Overtime Compensation DI# 2650006

Original FY 2020 House Bill Section, if applicable 10.010

5a. Provide an activity measure of the program. (continued)



Note: Carryover liability is overtime compensation which was accrued in the prior fiscal year and paid in the next fiscal year.

6. STRATEGIES TO ACHIEVE THE PERFORMANCE MEASUREMENT TARGETS:

Funds will be utilized to pay overtime obligations as required by statute.

SUPPLEMENTAL NEW DECISION ITEM

| | | | |
|------------------------------------|--------------------|---|---------------|
| Department of Mental Health | | House Bill Section | 14.105 |
| Director's Office | | | |
| Crisis Counseling Grant | DI# 2650008 | Original FY 2020 House Bill Section, if applicable | 10.045 |

1. AMOUNT OF REQUEST

| FY 2020 Supplemental Budget Request | | | | |
|-------------------------------------|----------|----------|----------|----------|
| | GR | Federal | Other | Total |
| PS | 0 | 0 | 0 | 0 |
| EE | 0 | 0 | 0 | 0 |
| PSD | 0 | 0 | 0 | 0 |
| TRF | 0 | 0 | 0 | 0 |
| Total | 0 | 0 | 0 | 0 |

FTE **0.00** **0.00** **0.00** **0.00**

| | | | | |
|--------------------|---|---|---|---|
| Est. Fringe | 0 | 0 | 0 | 0 |
|--------------------|---|---|---|---|

Note: Fringes budgeted in House Bill 5 except for certain fringes budgeted directly to MoDOT, Highway Patrol, and Conservation.

| FY 2020 Supplemental Governor's Recommendation | | | | |
|--|----------|----------------|----------|----------------|
| | GR | Federal | Other | Total |
| PS | 0 | 70,000 | 0 | 70,000 |
| EE | 0 | 0 | 0 | 0 |
| PSD | 0 | 900,000 | 0 | 900,000 |
| TRF | 0 | 0 | 0 | 0 |
| Total | 0 | 970,000 | 0 | 970,000 |

FTE **0.00** **0.00** **0.00** **0.00**

| | | | | |
|--------------------|---|--------|---|--------|
| Est. Fringe | 0 | 22,470 | 0 | 22,470 |
|--------------------|---|--------|---|--------|

Note: Fringes budgeted in House Bill 5 except for certain fringes budgeted directly to MoDOT, Highway Patrol, and Conservation.

Request was submitted after the initial October 1st budget submission.

2. WHY IS THIS SUPPLEMENTAL FUNDING NEEDED? INCLUDE THE FEDERAL OR STATE STATUTORY OR CONSTITUTIONAL AUTHORIZATION FOR THIS PROGRAM.

When disasters receive a Presidential Disaster Declaration, the State Emergency Management Agency (SEMA) applies for services available through the Federal Emergency Management Agency (FEMA) and the Robert T. Stafford Disaster and Emergency Assistance Act. DMH delivers crisis counseling services through Community Mental Health Centers which will specifically target emergency responders and rural families/farmers in the agricultural community. DMH was awarded \$3,465,000 to deliver these services. Twenty-six Missouri counties have received a federal disaster declaration. Examples of similar previous projects DMH implemented include flooding in 1993, Joplin tornado in 2015, and flooding in 2017.

A portion of the \$3,465,000 will be covered with DMH's general grant appropriations in FY20. However, DMH does not believe they have sufficient authority remaining in these appropriations to expend an estimated \$970,000 in FY20.

Federal Authorization: Sec. 416. Crisis Counseling Assistance and Training (42 U.S.C. 5183)

SUPPLEMENTAL NEW DECISION ITEM

| | | | |
|------------------------------------|--------------------|---|---------------|
| Department of Mental Health | | House Bill Section | 14.105 |
| Director's Office | | | |
| Crisis Counseling Grant | DI# 2650008 | Original FY 2020 House Bill Section, if applicable | 10.045 |

3. DESCRIBE THE DETAILED ASSUMPTIONS USED TO DERIVE THE SPECIFIC REQUESTED AMOUNT. (How did you determine that the requested number of FTE were appropriate? From what source or standard did you derive the requested levels of funding? Were alternatives such as outsourcing or automation considered? If based on new legislation, does request tie to TAFP fiscal note? If not, explain why. Detail which portions of the request are one-times and how those amounts were calculated.)

This federal program provides a methodology for states to use in determining funding and staffing. DMH reviewed damage assessment figures from SEMA and the Red Cross, and reviewed census figures for each county declared along with local needs assessments from the providers and community leaders. FEMA program guidelines and requirements are followed to determine effective staffing ratios for both field work and administration.

| HB Section | Approp | Type | Fund | Amount |
|-------------------------------|---------------|-------------|-------------|---------------|
| 10.045 - DMH Federal Fund PS | 9373 | PS | 0148 | \$70,000 |
| 10.045 - DMH Federal Fund E&E | 2049 | PD | 0148 | \$900,000 |

4. BREAK DOWN THE REQUEST BY BUDGET OBJECT CLASS, JOB CLASS, AND FUND SOURCE. IDENTIFY ONE-TIME COSTS.

| Budget Object Class/Job Class | Gov Rec | Gov Rec | Gov Rec | Gov Rec | Gov Rec | Gov Rec | Gov Rec | Gov Rec |
|--------------------------------------|----------------|----------------|----------------|----------------|----------------|----------------|----------------|----------------|
| | GR | GR | FED | FED | OTHER | OTHER | TOTAL | TOTAL |
| | DOLLARS | FTE | DOLLARS | FTE | DOLLARS | FTE | DOLLARS | FTE |
| SPECIAL ASST PROFSSNL-009871 | 0 | 0.00 | 38,182 | 0.00 | 0 | 0.00 | 38,182 | 0.00 |
| MISC PROFESSIONAL-009811 | 0 | 0.00 | 31,818 | 0.00 | 0 | 0.00 | 31,818 | 0.00 |
| Total PS | 0 | 0.00 | 70,000 | 0.00 | 0 | 0.00 | 70,000 | 0.00 |
| Program Distributions | 0 | 0.00 | 900,000 | 0.00 | 0 | 0.00 | 900,000 | 0.00 |
| Total PSD | 0 | 0.00 | 900,000 | 0.00 | 0 | 0.00 | 900,000 | 0.00 |
| Grand Total | 0 | 0.00 | 970,000 | 0.00 | 0 | 0.00 | 970,000 | 0.00 |

SUPPLEMENTAL NEW DECISION ITEM

Department of Mental Health
 Division of Behavioral Health
 Children's Residential Rate Rebase Adjustment DI# 2650002

House Bill Section: 14.110

Original FY 2020 House Bill Section, if applicable 10.225

1. AMOUNT OF REQUEST

| | FY 2020 Supplemental Budget Request | | | |
|--|-------------------------------------|----------|----------|----------------|
| | GR | Federal | Other | Total |
| PS | 0 | 0 | 0 | 0 |
| EE | 0 | 0 | 0 | 0 |
| PSD | 709,560 | 0 | 0 | 709,560 |
| TRF | 0 | 0 | 0 | 0 |
| Total | 709,560 | 0 | 0 | 709,560 |
| | | | | |
| FTE | 0.00 | 0.00 | 0.00 | 0.00 |
| POSITIONS | 0 | 0 | 0 | 0 |
| NUMBER OF MONTHS POSITIONS ARE NEEDED: | <u>0</u> | | | |
| Est. Fringe | <i>0</i> | <i>0</i> | <i>0</i> | <i>0</i> |

Note: Fringes budgeted in House Bill 5 except for certain fringes budgeted directly to MoDOT, Highway Patrol, and Conservation.

| | FY 2020 Supplemental Governor's Recommendation | | | |
|--|--|----------|----------|----------------|
| | GR | Federal | Other | Total |
| PS | 0 | 0 | 0 | 0 |
| EE | 0 | 0 | 0 | 0 |
| PSD | 834,127 | 0 | 0 | 834,127 |
| TRF | 0 | 0 | 0 | 0 |
| Total | 834,127 | 0 | 0 | 834,127 |
| | | | | |
| FTE | 0.00 | 0.00 | 0.00 | 0.00 |
| POSITIONS | 0 | 0 | 0 | 0 |
| NUMBER OF MONTHS POSITIONS ARE NEEDED: | <u>0</u> | | | |
| Est. Fringe | <i>0</i> | <i>0</i> | <i>0</i> | <i>0</i> |

Note: Fringes budgeted in House Bill 5 except for certain fringes budgeted directly to MoDOT, Highway Patrol, and Conservation.

The difference between the Governor recommended amount and the department request is due to updated information.

2. WHY IS THIS SUPPLEMENTAL FUNDING NEEDED? INCLUDE THE FEDERAL OR STATE STATUTORY OR CONSTITUTIONAL AUTHORIZATION FOR THIS PROGRAM.

The Division of Behavioral Health (DBH) and the Department of Social Services Children's Division (DSS-CD) contract with many of the same children's residential providers for residential treatment for children and youth in need of mental health services. During FY 2020, DSS-CD was appropriated a rate rebase (rate adjustment based on actual cost) for residential services but DBH was not. This item will ensure that the rates paid by DBH for children's residential services are the same as those paid by DSS-CD.

SUPPLEMENTAL NEW DECISION ITEM

| | | |
|--|--------------------|---|
| Department of Mental Health | | House Bill Section: <u>14.110</u> |
| Division of Behavioral Health | | |
| Children's Residential Rate Rebase Adjustment | DI# 2650002 | Original FY 2020 House Bill Section, if applicable <u>10.225</u> |

3. DESCRIBE THE DETAILED ASSUMPTIONS USED TO DERIVE THE SPECIFIC REQUESTED AMOUNT. (How did you determine that the requested number of FTE were appropriate? From what source or standard did you derive the requested levels of funding? Were alternatives such as outsourcing or automation considered? If based on new legislation, does request tie to TAFP fiscal note? If not, explain why.

Governor's Recommendation

The current DBH residential reimbursement rate is \$154.10 and the current FY 2020 DSS-CD rebased rate is \$175.26. The updated cost estimate for increasing DBH rates is 108 consumers x \$21.16 daily increase x 365 days = \$834,127.

| HB Section | Approp | Type | Fund | Amount |
|-------------------------------------|---------------|-------------|-------------|---------------|
| 10.225 CPS Youth Community Programs | 2057 | PSD | 0101 | \$834,127 |

4. BREAK DOWN THE REQUEST BY BUDGET OBJECT CLASS, JOB CLASS, AND FUND SOURCE.

| Budget Object Class/Job Class | Dept Req GR DOLLARS | Dept Req GR FTE | Dept Req FED DOLLARS | Dept Req FED FTE | Dept Req OTHER DOLLARS | Dept Req OTHER FTE | Dept Req TOTAL DOLLARS | Dept Req TOTAL FTE |
|--------------------------------------|----------------------------|------------------------|-----------------------------|-------------------------|-------------------------------|---------------------------|-------------------------------|---------------------------|
| Program Distributions | 709,560 | | 0 | | 0 | | 709,560 | |
| Total PSD | 709,560 | | 0 | | 0 | | 709,560 | |
| Grand Total | 709,560 | 0.00 | 0 | 0.00 | 0 | 0.00 | 709,560 | 0.00 |

| Budget Object Class/Job Class | Gov Rec GR DOLLARS | Gov Rec GR FTE | Gov Rec FED DOLLARS | Gov Rec FED FTE | Gov Rec OTHER DOLLARS | Gov Rec OTHER FTE | Gov Rec TOTAL DOLLARS | Gov Rec TOTAL FTE |
|--------------------------------------|---------------------------|-----------------------|----------------------------|------------------------|------------------------------|--------------------------|------------------------------|--------------------------|
| Program Distributions | 834,127 | | 0 | | 0 | | 834,127 | 0.0 |
| Total PSD | 834,127 | | 0 | | 0 | | 834,127 | |
| Grand Total | 834,127 | 0.0 | 0 | 0.0 | 0 | 0.0 | 834,127 | 0.0 |

SUPPLEMENTAL NEW DECISION ITEM

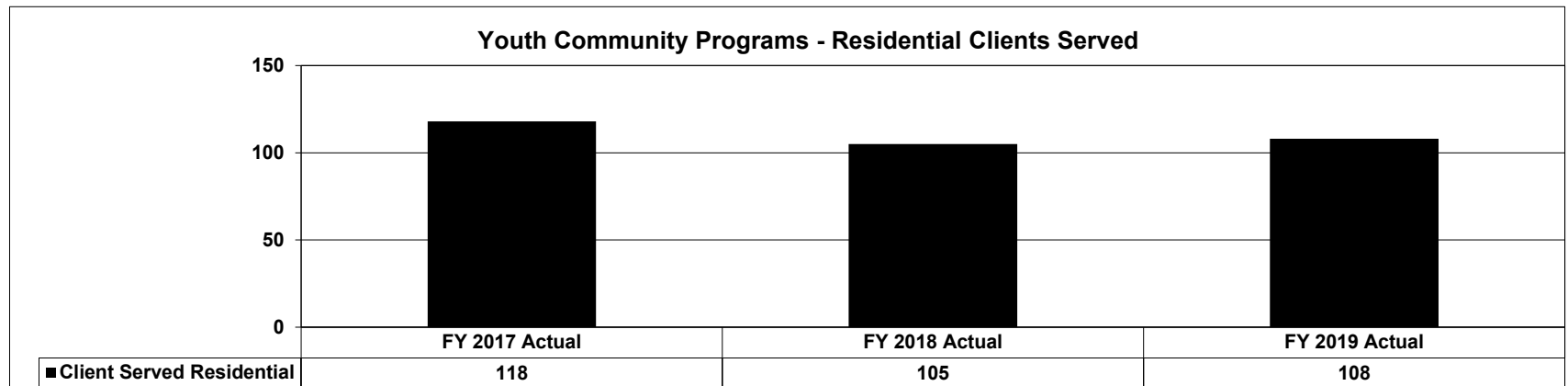
Department of Mental Health
 Division of Behavioral Health
 Children's Residential Rate Rebase Adjustment DI# 2650002

House Bill Section: 14.110

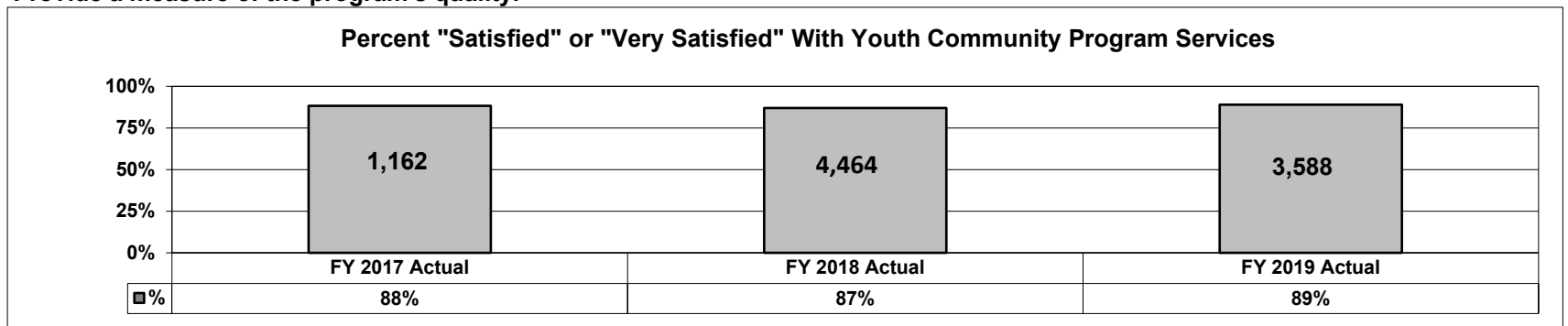
Original FY 2020 House Bill Section, if applicable 10.225

5. PERFORMANCE MEASURES (If new decision item has an associated core, separately identify projected performance with & without additional funding.)

5a. Provide an activity measure of the program.



5b. Provide a measure of the program's quality.



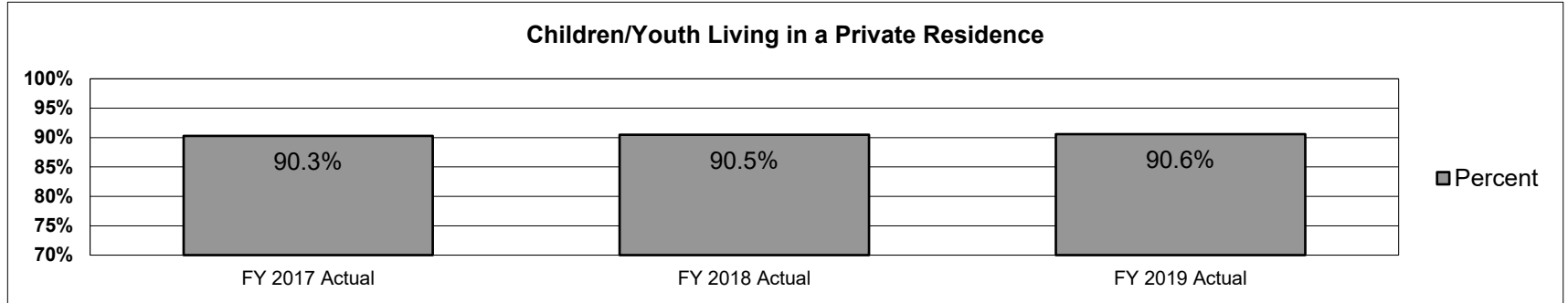
SUPPLEMENTAL NEW DECISION ITEM

Department of Mental Health
 Division of Behavioral Health
 Children's Residential Rate Rebase Adjustment DI# 2650002

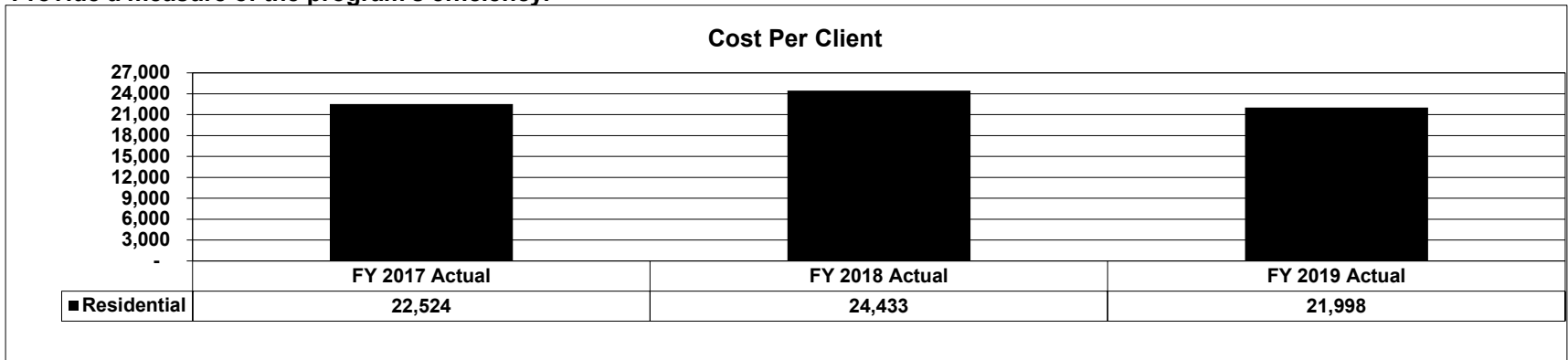
House Bill Section: 14.110

Original FY 2020 House Bill Section, if applicable 10.225

5c. Provide a measure of the program's impact.



5d. Provide a measure of the program's efficiency.



6. STRATEGIES TO ACHIEVE THE PERFORMANCE MEASUREMENT TARGETS:

DBH is proposing to increase rates for children's residential providers. This will allow DBH to place children in these programs at the same rates paid by DSS-CD.

SUPPLEMENTAL NEW DECISION ITEM

Department of Mental Health
Division of Developmental Disabilities
Provider Tax Shortfall **DI# 2650004**

House Bill Section 14.115 & 14.125

Original FY 2020 House Bill Section, if applicable 10.405 & 10.425

1. AMOUNT OF REQUEST

| | FY 2020 Supplemental Budget Request | | | |
|--|-------------------------------------|----------|----------------|----------------|
| | GR | Federal | Other | Total |
| PS | 0 | 0 | 0 | 0 |
| EE | 200,000 | 0 | 0 | 200,000 |
| PSD | 0 | 0 | 0 | 0 |
| TRF | 0 | 0 | 676,996 | 676,996 |
| Total | 200,000 | 0 | 676,996 | 876,996 |
| | | | | |
| FTE | 0.00 | 0.00 | 0.00 | 0.00 |
| POSITIONS | 0 | 0 | 0 | 0 |
| NUMBER OF MONTHS POSITIONS ARE NEEDED: | _____ | | | |
| Est. Fringe | 0 | 0 | 0 | 0 |

| | FY 2020 Supplemental Governor's Recommendation | | | |
|--|--|----------|----------------|----------------|
| | GR | Federal | Other | Total |
| PS | 0 | 0 | 0 | 0 |
| EE | 200,000 | 0 | 0 | 200,000 |
| PSD | 0 | 0 | 0 | 0 |
| TRF | 0 | 0 | 676,996 | 676,996 |
| Total | 200,000 | 0 | 676,996 | 876,996 |
| | | | | |
| FTE | 0.00 | 0.00 | 0.00 | 0.00 |
| POSITIONS | 0 | 0 | 0 | 0 |
| NUMBER OF MONTHS POSITIONS ARE NEEDED: | _____ | | | |
| Est. Fringe | 0 | 0 | 0 | 0 |

Note: Fringes budgeted in House Bill 5 except for certain fringes budgeted directly to MoDOT, Highway Patrol, and Conservation.

Note: Fringes budgeted in House Bill 5 except for certain fringes budgeted directly to MoDOT, Highway Patrol, and Conservation.

Other Funds: Intermediate Care Facility Intellectually Disabled Reimbursement Allowance Fund

Other Funds: Intermediate Care Facility Intellectually Disabled Reimbursement Allowance Fund

2. WHY IS THIS SUPPLEMENTAL FUNDING NEEDED? INCLUDE THE FEDERAL OR STATE STATUTORY OR CONSTITUTIONAL AUTHORIZATION FOR THIS PROGRAM.

SB 1081 (2008) established Section 633.401, RSMo, which allows the state to implement a provider assessment on all Intermediate Care Facilities for Individuals with Intellectual Disabilities (ICF/IID). The state imposes a 5.95% provider assessment on operating revenues of both private and state operated ICF/IID facilities. The Division of Developmental Disabilities (DD) projects that ICF/IID provider assessments on state operated facilities will generate \$2.1 million in FY 2020.

The appropriations involved in this request are non-counts and represent an accounting mechanism to draw down federal matching dollars, which DMH uses to cover payroll and fringe for positions in the DD's budget.

There is insufficient appropriation to allow the ICF/IID provider tax transfers to take place in the FY 2020 budget.

SUPPLEMENTAL NEW DECISION ITEM

| | | |
|---|--------------------|---|
| Department of Mental Health | | House Bill Section 14.115 & 14.125 |
| Division of Developmental Disabilities | | |
| Provider Tax Shortfall | DI# 2650004 | Original FY 2020 House Bill Section, if applicable 10.405 & 10.425 |

3. DESCRIBE THE DETAILED ASSUMPTIONS USED TO DERIVE THE SPECIFIC REQUESTED AMOUNT. (How did you determine that the requested number of FTE were appropriate? From what source or standard did you derive the requested levels of funding? Were alternatives such as outsourcing or automation considered? If based on new legislation, does request tie to TAFP fiscal note? If not, explain why.

Based on the estimated provider tax calculations for FY 2020, DD will have insufficient appropriation authority for the provider tax transfers. Details are reflected below:

| | HB 10.405 Approp 2780 GR | HB 10.425 Approp T124 Other Fund* |
|--|--------------------------------|---|
| | <u> </u> | <u> </u> |
| FY 2020 Approp Amount | \$ 6,000,000 | \$ 3,650,000 |
| FY 2020 Estimated Spending | \$ (6,200,000) | \$ (4,066,456) |
| Lapse/(Deficit) | <u>\$ (200,000)</u> | <u>\$ (416,456)</u> |
| Carryover Due to Shortage in Approp Authority in FY 2019 ** | <u>\$ -</u> | <u>\$ (260,540)</u> |
| Estimated Need for FY 2020 | \$ (200,000) | \$ (676,996) |

These are non-count appropriations.

*Other Fund is the Intermediate Care Facility Intellectually Disabled Reimbursement Allowance Fund

**DMH was short in appropriation authority in FY 2019 to make the entire transfer from appropriation T124 to DMH's federal fund, so \$260,540 from FY 2019 needs to be transferred to DMH's federal fund in FY 2020, along with the transfer amount from FY 2020.

SUPPLEMENTAL NEW DECISION ITEM

| | |
|---|---|
| Department of Mental Health | House Bill Section 14.115 & 14.125 |
| Division of Developmental Disabilities | |
| Provider Tax Shortfall DI# 2650004 | Original FY 2020 House Bill Section, if applicable 10.405 & 10.425 |

4. BREAK DOWN THE REQUEST BY BUDGET OBJECT CLASS, JOB CLASS, AND FUND SOURCE.

| Budget Object Class/Job Class | Dept Req GR DOLLARS | Dept Req GR FTE | Dept Req FED DOLLARS | Dept Req FED FTE | Dept Req OTHER DOLLARS | Dept Req OTHER FTE | Dept Req TOTAL DOLLARS | Dept Req TOTAL FTE |
|-------------------------------|---------------------------|-----------------------|----------------------------|------------------------|------------------------------|--------------------------|------------------------------|--------------------------|
| Professional Services | 200,000 | | 0 | | 0 | | 200,000 | |
| Total EE | 200,000 | | 0 | | 0 | | 200,000 | |
| Transfers | 0 | | 0 | | 676,996 | | 676,996 | |
| Total TRF | 0 | | 0 | | 676,996 | | 676,996 | |
| Grand Total | 200,000 | 0.0 | 0 | 0.0 | 676,996 | 0.0 | 876,996 | 0.0 |

| Budget Object Class/Job Class | Gov Rec GR DOLLARS | Gov Rec GR FTE | Gov Rec FED DOLLARS | Gov Rec FED FTE | Gov Rec OTHER DOLLARS | Gov Rec OTHER FTE | Gov Rec TOTAL DOLLARS | Gov Rec TOTAL FTE |
|-------------------------------|--------------------------|----------------------|---------------------------|-----------------------|-----------------------------|-------------------------|-----------------------------|-------------------------|
| Professional Services | 200,000 | | 0 | | 0 | | 200,000 | 0 |
| Total EE | 200,000 | | 0 | | 0 | | 200,000 | |
| Transfers | 0 | | 0 | | 676,996 | | 676,996 | |
| Total TRF | 0 | | 0 | | 676,996 | | 676,996 | |
| Grand Total | 200,000 | 0.0 | 0 | 0.0 | 676,996 | 0.0 | 876,996 | 0.0 |

SUPPLEMENTAL NEW DECISION ITEM

| | | | |
|--|--------------------|---|---------------|
| Department of Mental Health | | House Bill Section | 14.120 |
| Division of Developmental Disabilities | | | |
| Missouri DD Council Authority Shortfall | DI# 2650005 | Original FY 2020 House Bill Section, if applicable | 10.420 |

1. AMOUNT OF REQUEST

| | FY 2020 Supplemental Budget Request | | | |
|---|-------------------------------------|----------------|-------------|----------------|
| | GR | Federal | Other | Total |
| PS | 0 | 0 | 0 | 0 |
| EE | 0 | 348,724 | 0 | 348,724 |
| PSD | 0 | 0 | 0 | 0 |
| TRF | 0 | 0 | 0 | 0 |
| Total | 0 | 348,724 | 0 | 348,724 |
| FTE | 0.00 | 0.00 | 0.00 | 0.00 |
| POSITIONS | 0 | 0 | 0 | 0 |
| NUMBER OF MONTHS POSITIONS ARE NEEDED: | _____ | | | |
| <i>Est. Fringe</i> | 0 | 0 | 0 | 0 |

| | FY 2020 Supplemental Governor's Recommendation | | | |
|---|--|----------------|-------------|----------------|
| | GR | Federal | Other | Total |
| PS | 0 | 0 | 0 | 0 |
| EE | 0 | 348,724 | 0 | 348,724 |
| PSD | 0 | 0 | 0 | 0 |
| TRF | 0 | 0 | 0 | 0 |
| Total | 0 | 348,724 | 0 | 348,724 |
| FTE | 0.00 | 0.00 | 0.00 | 0.00 |
| POSITIONS | 0 | 0 | 0 | 0 |
| NUMBER OF MONTHS POSITIONS ARE NEEDED: | _____ | | | |
| <i>Est. Fringe</i> | 0 | 0 | 0 | 0 |

Note: Fringes budgeted in House Bill 5 except for certain fringes budgeted directly to MoDOT, Highway Patrol, and Conservation.

Note: Fringes budgeted in House Bill 5 except for certain fringes budgeted directly to MoDOT, Highway Patrol, and Conservation.

2. WHY IS THIS SUPPLEMENTAL FUNDING NEEDED? INCLUDE THE FEDERAL OR STATE STATUTORY OR CONSTITUTIONAL AUTHORIZATION FOR THIS PROGRAM.

The Missouri Developmental Disabilities Council (MODDC) receives a grant award each year from the Administration on Disabilities, Office of Intellectual and Developmental Disabilities. The grant is awarded on October 1st of each year, in accordance with the federal fiscal year.

Since the inception of Developmental Disability (DD) Council, the Council has had three years in which to spend their grant awards approved by Congress. Beginning with the federal fiscal year that starts on October 1, 2019, the DD Council is required to obligate and spend their entire grant award within two years, rather than three years. This change results in the need to increase the rate in which federal grant funds are spent. The MODDC has been working to amend their processes to comply with the revised project period end dates for each of their grant awards. As a result, the MODDC is on track to meet this obligation with their federal FY 2019 grant.

The federal FY 2019 funds that were awarded by Congress on October 1, 2018, have already been obligated to support projects of the MODDC. Thus, there will be an increase in the level of expenditures that will process against the federal appropriation authority in the state's FY 2020 budget. This will require a supplemental in the state FY 2020 budget to provide the MODDC with increased spending authority for their federal grant award.

SUPPLEMENTAL NEW DECISION ITEM

| | | | |
|--|--------------------|---|---------------|
| Department of Mental Health | | House Bill Section | 14.120 |
| Division of Developmental Disabilities | | | |
| Missouri DD Council Authority Shortfall | DI# 2650005 | Original FY 2020 House Bill Section, if applicable | 10.420 |

3. DESCRIBE THE DETAILED ASSUMPTIONS USED TO DERIVE THE SPECIFIC REQUESTED AMOUNT. (How did you determine that the requested number of FTE were appropriate? From what source or standard did you derive the requested levels of funding? Were alternatives such as outsourcing or automation considered? If based on new legislation, does request tie to TAFP fiscal note? If not, explain why.

| | |
|---|-----------------------|
| Anticipated spending for Federal Grant Award from Federal Grant Year 2017 | \$ 225,258 |
| Anticipated spending for Federal Grant Award from Federal Grant Year 2018 | \$ 457,688 |
| Anticipated spending for Federal Grant Award from Federal Grant Year 2019 | \$ 662,290 |
| Additional anticipated Federal Grant Award from Federal Grant Year 2020 | \$ 150,000 |
| | <u>\$ 1,495,236</u> |
| Appropriation Authority Available in FY 2020 Budget | \$ 1,146,512 |
| Additional Appropriation Authority Needed - FY 2020 Budget | <u>\$ 348,724</u> |

4. BREAK DOWN THE REQUEST BY BUDGET OBJECT CLASS, JOB CLASS, AND FUND SOURCE.

| Budget Object Class/Job Class | Dept Req GR DOLLARS | Dept Req GR FTE | Dept Req FED DOLLARS | Dept Req FED FTE | Dept Req OTHER DOLLARS | Dept Req OTHER FTE | Dept Req TOTAL DOLLARS | Dept Req TOTAL FTE |
|--------------------------------------|------------------------------------|--------------------------------|-------------------------------------|---------------------------------|---------------------------------------|-----------------------------------|---------------------------------------|-----------------------------------|
| Travel, In-State | | | 15,000 | | | | 15,000 | |
| Travel, Out-of-State | | | 12,000 | | | | 12,000 | |
| Supplies | | | 2,000 | | | | 2,000 | |
| Professional Development | | | 15,000 | | | | 15,000 | |
| Professional Services | | | 291,724 | | | | 291,724 | |
| Miscellaneous Expenses | | | 13,000 | | | | 13,000 | |
| Total EE | <u>0</u> | | <u>348,724</u> | | <u>0</u> | | <u>348,724</u> | |
| Grand Total | <u>0</u> | <u>0.0</u> | <u>348,724</u> | <u>0.0</u> | <u>0</u> | <u>0.0</u> | <u>348,724</u> | <u>0.0</u> |

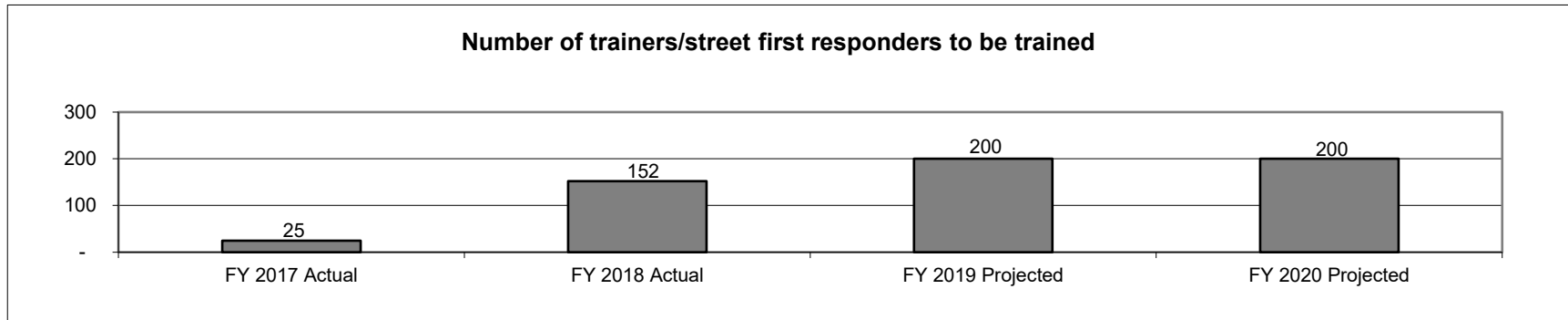
SUPPLEMENTAL NEW DECISION ITEM

| | | | |
|--|--------------------|---|---------------|
| Department of Mental Health | | House Bill Section | 14.120 |
| Division of Developmental Disabilities | | | |
| Missouri DD Council Authority Shortfall | DI# 2650005 | Original FY 2020 House Bill Section, if applicable | 10.420 |

| Budget Object Class/Job Class | Gov Rec GR DOLLARS | Gov Rec GR FTE | Gov Rec FED DOLLARS | Gov Rec FED FTE | Gov Rec OTHER DOLLARS | Gov Rec OTHER FTE | Gov Rec TOTAL DOLLARS | Gov Rec TOTAL FTE |
|--------------------------------------|-----------------------------------|-------------------------------|------------------------------------|--------------------------------|--------------------------------------|----------------------------------|--------------------------------------|----------------------------------|
| Travel, In-State | | | 15,000 | | | | 15,000 | |
| Travel, Out-of-State | | | 12,000 | | | | 12,000 | |
| Supplies | | | 2,000 | | | | 2,000 | |
| Professional Development | | | 15,000 | | | | 15,000 | |
| Professional Services | | | 291,724 | | | | 291,724 | |
| Miscellaneous Expenses | | | 13,000 | | | | 13,000 | |
| Total EE | 0 | | 348,724 | | 0 | | 348,724 | |
| Grand Total | 0 | 0.0 | 348,724 | 0.0 | 0 | 0.0 | 348,724 | 0.0 |

5. PERFORMANCE MEASURES (If new decision item has an associated core, separately identify projected performance with & without additional funding.)

- 5a. Provide an activity measure of the program.**
 • Provide train-the-trainer First Responder Disability Awareness Training.



Note: FY 2019 actual data is not yet available.

SUPPLEMENTAL NEW DECISION ITEM

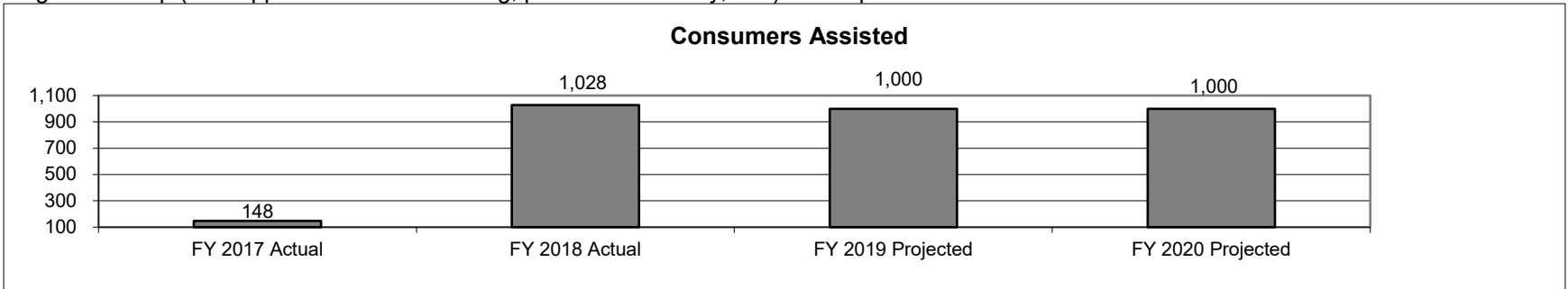
Department of Mental Health
Division of Developmental Disabilities
Missouri DD Council Authority Shortfall **DI# 2650005**

House Bill Section **14.120**

Original FY 2020 House Bill Section, if applicable **10.420**

5b. Provide a measure of the program's quality.

- Provide training and information to professionals and community members regarding changes to the Missouri guardianship statute and alternatives to guardianship (i.e. supported decision making, powers of attorney, etc.) that impact individuals with I/DD.



Note: FY 2019 actual data is not yet available.

SUPPLEMENTAL NEW DECISION ITEM

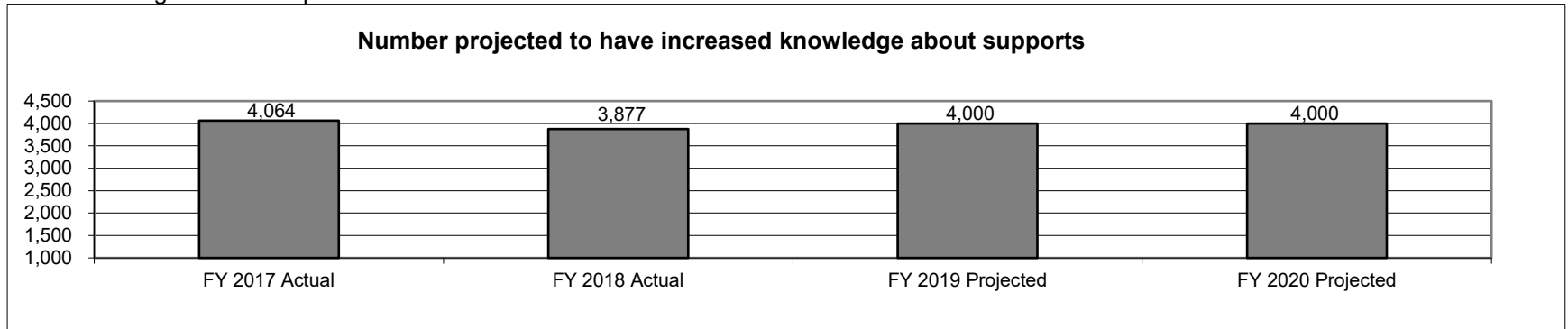
Department of Mental Health
Division of Developmental Disabilities
Missouri DD Council Authority Shortfall **DI# 2650005**

House Bill Section **14.120**

Original FY 2020 House Bill Section, if applicable **10.420**

5c. Provide a measure of the program's impact.

- Family-to-Family Network grant established to increase the awareness of persons with I/DD and their families of resources and supports available to them throughout the lifespan.



Note: FY 2019 actual data is not yet available.

6. STRATEGIES TO ACHIEVE THE PERFORMANCE MEASUREMENT TARGETS:

The Missouri DD Council will use appropriated federal authority to spend grant funds awarded to the Council to carry out the Federal mandate to plan, advocate, and give advice concerning programs and services for persons with intellectual/developmental disabilities (I/DD) that will increase their opportunities for independence, productivity, and integration into the community.

SUPPLEMENTAL NEW DECISION ITEM

| | | |
|---|---|---------------|
| Department of Health and Senior Services | House Bill Section | 14.130 |
| Division of Senior and Disability Services | | |
| Non-Medicaid Eligible Program | Original FY 2020 House Bill Section, if applicable | 10.805 |
| DI# 2580001 | | |

1. AMOUNT OF REQUEST

| | FY 2020 Supplemental Budget Request | | | |
|---|-------------------------------------|-------------|-------------|----------------|
| | GR | Federal | Other | Total |
| PS | 0 | 0 | 0 | 0 |
| EE | 0 | 0 | 0 | 0 |
| PSD | 400,000 | 0 | 0 | 400,000 |
| TRF | 0 | 0 | 0 | 0 |
| Total | 400,000 | 0 | 0 | 400,000 |
| FTE | 0.00 | 0.00 | 0.00 | 0.00 |
| POSITIONS | 0 | 0 | 0 | 0 |
| NUMBER OF MONTHS POSITIONS ARE NEEDED: | _____ | | | |
| <i>Est. Fringe</i> | <i>0</i> | <i>0</i> | <i>0</i> | <i>0</i> |

Note: Fringes budgeted in House Bill 5 except for certain fringes budgeted directly to MoDOT, Highway Patrol, and Conservation.

| | FY 2020 Supplemental Governor's Recommendation | | | |
|---|--|-------------|-------------|----------------|
| | GR | Federal | Other | Total |
| PS | 0 | 0 | 0 | 0 |
| EE | 0 | 0 | 0 | 0 |
| PSD | 400,000 | 0 | 0 | 400,000 |
| TRF | 0 | 0 | 0 | 0 |
| Total | 400,000 | 0 | 0 | 400,000 |
| FTE | 0.00 | 0.00 | 0.00 | 0.00 |
| POSITIONS | 0 | 0 | 0 | 0 |
| NUMBER OF MONTHS POSITIONS ARE NEEDED: | _____ | | | |
| <i>Est. Fringe</i> | <i>0</i> | <i>0</i> | <i>0</i> | <i>0</i> |

Note: Fringes budgeted in House Bill 5 except for certain fringes budgeted directly to MoDOT, Highway Patrol, and Conservation.

2. WHY IS THIS SUPPLEMENTAL FUNDING NEEDED? INCLUDE THE FEDERAL OR STATE STATUTORY OR CONSTITUTIONAL AUTHORIZATION FOR THIS PROGRAM.

This funding provides Consumer Directed Services (CDS) for Non-Medicaid Eligible (NME) adults with disabilities who need assistance in accessing care, or services to perform activities of daily living necessary to maintain independence and dignity. Participants must meet all criteria set forth in Sections 208.900 to 208.927, RSMo. The NME program is available only to those participants who were receiving consumer directed services funded through NME prior to June 30, 2005. No new participants can be added to the NME program.

The program is designed to assist participants with extensive health care needs who did not qualify for Medicaid-funded Home and Community Based Services (HCBS). Participants receiving services funded through the NME program are eligible for those services throughout their lifetime and may be added or removed from the program as necessary. The NME program was scheduled to sunset on June 30, 2019; therefore, the funding for the NME program was limited during the budget process to \$105,140 to cover any outstanding claims received for services provided before the sunset date (providers have up to one-year to file claims for reimbursement). The program, however, was renewed through legislative action in the final week of session with a new sunset date of June 30, 2025. Additional supplemental funding of \$400,000 will restore the full appropriation to \$505,140.

SUPPLEMENTAL NEW DECISION ITEM

| | | | |
|---|--------------------|---|---------------|
| Department of Health and Senior Services | | House Bill Section | 14.130 |
| Division of Senior and Disability Services | | | |
| Non-Medicaid Eligible Program | DI# 2580001 | Original FY 2020 House Bill Section, if applicable | 10.805 |

3. DESCRIBE THE DETAILED ASSUMPTIONS USED TO DERIVE THE SPECIFIC REQUESTED AMOUNT. (How did you determine that the requested number of FTE were appropriate? From what source or standard did you derive the requested levels of funding? Were alternatives such as outsourcing or automation considered? If based on new legislation, does request tie to TAFP fiscal note? If not, explain why.

In FY 2019, service providers for NME participants were reimbursed \$489,385 for eligible consumer directed services. It is anticipated that a similar reimbursement amount will be requested by providers in FY 2020.

4. BREAK DOWN THE REQUEST BY BUDGET OBJECT CLASS, JOB CLASS, AND FUND SOURCE.

| Budget Object Class/Job Class | Dept Req GR DOLLARS | Dept Req GR FTE | Dept Req FED DOLLARS | Dept Req FED FTE | Dept Req OTHER DOLLARS | Dept Req OTHER FTE | Dept Req TOTAL DOLLARS | Dept Req TOTAL FTE |
|--------------------------------------|------------------------------------|--------------------------------|-------------------------------------|---------------------------------|---------------------------------------|-----------------------------------|---------------------------------------|-----------------------------------|
| Program Distributions | 400,000 | | 0 | | 0 | | 400,000 | |
| Total PSD | 400,000 | | 0 | | 0 | | 400,000 | |
| Grand Total | 400,000 | 0.0 | 0 | 0.0 | 0 | 0.0 | 400,000 | 0.0 |

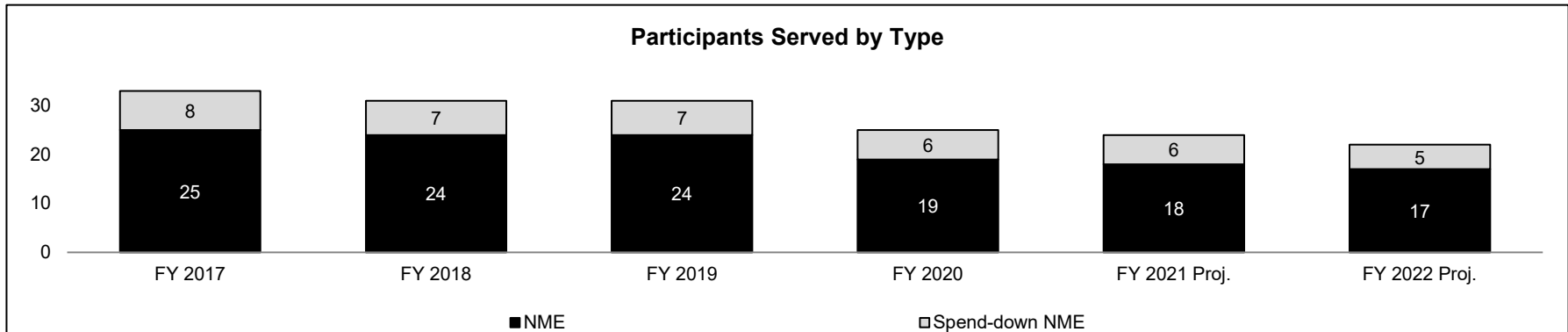
| Budget Object Class/Job Class | Gov Rec GR DOLLARS | Gov Rec GR FTE | Gov Rec FED DOLLARS | Gov Rec FED FTE | Gov Rec OTHER DOLLARS | Gov Rec OTHER FTE | Gov Rec TOTAL DOLLARS | Gov Rec TOTAL FTE |
|--------------------------------------|-----------------------------------|-------------------------------|------------------------------------|--------------------------------|--------------------------------------|----------------------------------|--------------------------------------|----------------------------------|
| Program Distributions | 400,000 | | 0 | | 0 | | 400,000 | |
| Total PSD | 400,000 | | 0 | | 0 | | 400,000 | |
| Grand Total | 400,000 | 0.0 | 0 | 0.0 | 0 | 0.0 | 400,000 | 0.0 |

SUPPLEMENTAL NEW DECISION ITEM

| | | |
|--|-------------|--|
| Department of Health and Senior Services | | House Bill Section <u>14.130</u> |
| Division of Senior and Disability Services | | |
| Non-Medicaid Eligible Program | DI# 2580001 | Original FY 2020 House Bill Section, if applicable <u>10.805</u> |

5. PERFORMANCE MEASURES (If new decision item has an associated core, separately identify projected performance with & without additional funding.)

5a. Provide an activity measure of the program.



Some Non-Medicaid Eligible participants are Medicaid Spend-down participants who must pay a spend-down amount each month in order to receive Medicaid benefits. The NME program pays these participants spend-down each month. All other participants are not currently eligible for Medicaid nor Medicaid Spend-down. Program reduction may be attributed to death, facility placement, participant choice to close services, or change in Medicaid status.

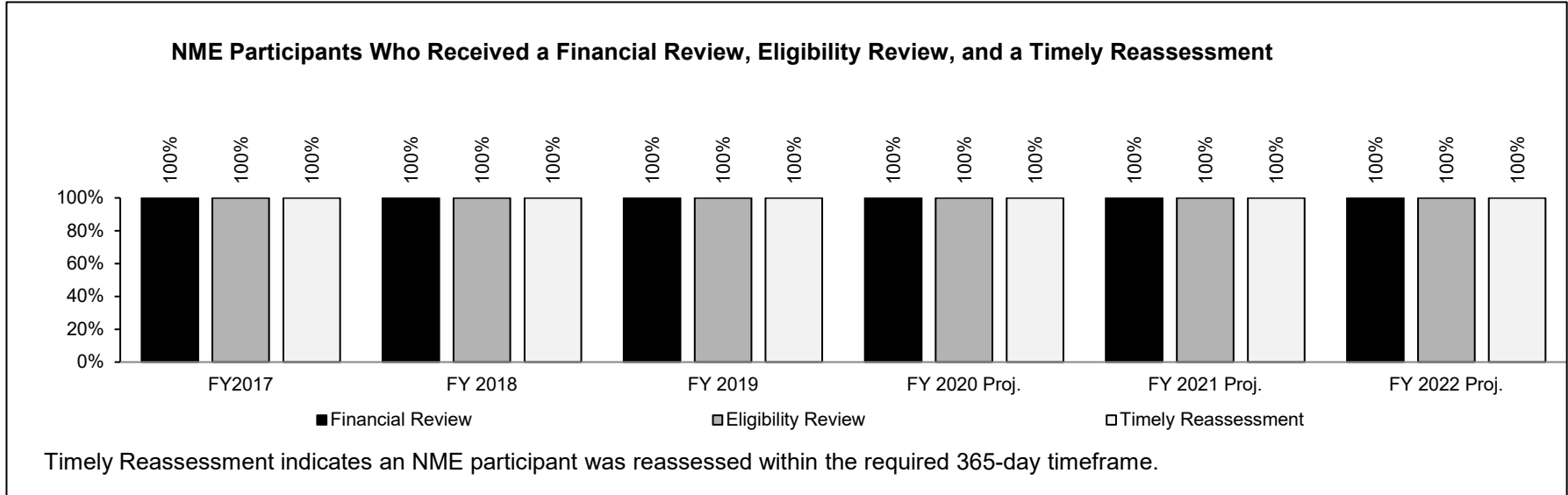
SUPPLEMENTAL NEW DECISION ITEM

Department of Health and Senior Services
Division of Senior and Disability Services
Non-Medicaid Eligible Program **DI# 2580001**

House Bill Section **14.130**

Original FY 2020 House Bill Section, if applicable **10.805**

5b. Provide a measure of the program's quality.



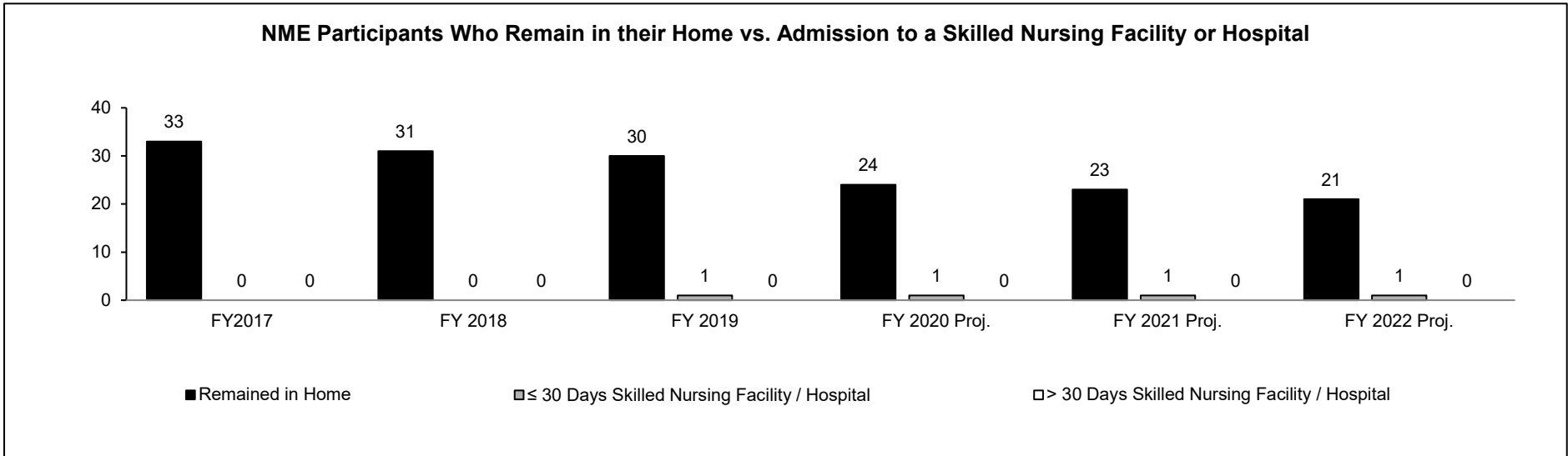
SUPPLEMENTAL NEW DECISION ITEM

Department of Health and Senior Services
 Division of Senior and Disability Services
 Non-Medicaid Eligible Program **DI# 2580001**

House Bill Section 14.130

Original FY 2020 House Bill Section, if applicable 10.805

5c. Provide a measure of the program's impact.



SUPPLEMENTAL NEW DECISION ITEM

Department of Health and Senior Services
 Division of Senior and Disability Services
 Senior Services Growth & Development Program
 Transfer DI# 2580003

House Bill Section 14.135

Original FY 2020 House Bill Section, if applicable N/A

1. AMOUNT OF REQUEST

| | FY 2020 Supplemental Budget Request | | | |
|--|-------------------------------------|----------|----------|----------|
| | GR | Federal | Other | Total |
| PS | 0 | 0 | 0 | 0 |
| EE | 0 | 0 | 0 | 0 |
| PSD | 0 | 0 | 0 | 0 |
| TRF | 0 | 0 | 0 | 0 |
| Total | 0 | 0 | 0 | 0 |
| | | | | |
| FTE | 0.00 | 0.00 | 0.00 | 0.00 |
| POSITIONS | 0 | 0 | 0 | 0 |
| NUMBER OF MONTHS POSITIONS ARE NEEDED: | _____ | | | |
| Est. Fringe | 0 | 0 | 0 | 0 |

Note: Fringes budgeted in House Bill 5 except for certain fringes budgeted directly to MoDOT, Highway Patrol, and Conservation.

| | FY 2020 Supplemental Governor's Recommendation | | | |
|--|--|----------|----------|------------------|
| | GR | Federal | Other | Total |
| PS | 0 | 0 | 0 | 0 |
| EE | 0 | 0 | 0 | 0 |
| PSD | 0 | 0 | 0 | 0 |
| TRF | 3,968,860 | 0 | 0 | 3,968,860 |
| Total | 3,968,860 | 0 | 0 | 3,968,860 |
| | | | | |
| FTE | 0.00 | 0.00 | 0.00 | 0.00 |
| POSITIONS | 0 | 0 | 0 | 0 |
| NUMBER OF MONTHS POSITIONS ARE NEEDED: | _____ | | | |
| Est. Fringe | 0 | 0 | 0 | 0 |

Note: Fringes budgeted in House Bill 5 except for certain fringes budgeted directly to MoDOT, Highway Patrol, and Conservation.

Request was submitted after the initial October 1st budget submission.

2. WHY IS THIS SUPPLEMENTAL FUNDING NEEDED? INCLUDE THE FEDERAL OR STATE STATUTORY OR CONSTITUTIONAL AUTHORIZATION FOR THIS PROGRAM.

SB 275 (2019) created the Senior Services Growth and Development Program within the Department of Health and Senior Services (DHSS). Effective January 2020, DOR will transfer 2.5% of the premium tax (which is currently deposited into GR) to the Senior Services Growth and Development Program Fund. This request represents six months of estimated tax. The transfer increases to 5% beginning January 2021. This transfer does not impact the portion of the premium tax that is transferred to the State School Moneys Fund.

SUPPLEMENTAL NEW DECISION ITEM

| | | |
|---|--------------------|--|
| Department of Health and Senior Services | | House Bill Section <u>14.135</u> |
| Division of Senior and Disability Services | | |
| Senior Services Growth & Development Program | | |
| Transfer | DI# 2580003 | Original FY 2020 House Bill Section, if applicable <u>N/A</u> |

3. DESCRIBE THE DETAILED ASSUMPTIONS USED TO DERIVE THE SPECIFIC REQUESTED AMOUNT. (How did you determine that the requested number of FTE were appropriate? From what source or standard did you derive the requested levels of funding? Were alternatives such as outsourcing or automation considered? If based on new legislation, does request tie to TAFP fiscal note? If not, explain why.

Based on FY 2018 premium tax collections and excluding any premium tax transferred to the State School Moneys Fund, it is estimated that the 2.5% that would be collected in January 2020 for transfer to the Senior Services Growth and Development Program Fund would be \$3,968,860. This request is a counted GR transfer to the new fund. There is a corresponding supplemental request for expenditure of the funds from the Senior Services Growth and Development Program Fund which is a non-count appropriation.

4. BREAK DOWN THE REQUEST BY BUDGET OBJECT CLASS, JOB CLASS, AND FUND SOURCE.

| Budget Object Class/Job Class | Gov Rec GR DOLLARS | Gov Rec GR FTE | Gov Rec FED DOLLARS | Gov Rec FED FTE | Gov Rec OTHER DOLLARS | Gov Rec OTHER FTE | Gov Rec TOTAL DOLLARS | Gov Rec TOTAL FTE |
|--------------------------------------|-----------------------------------|-------------------------------|------------------------------------|--------------------------------|--------------------------------------|----------------------------------|--------------------------------------|----------------------------------|
| Transfers | 3,968,860 | | 0 | | 0 | | 3,968,860 | |
| Total TRF | 3,968,860 | | 0 | | 0 | | 3,968,860 | |
| Grand Total | 3,968,860 | 0.0 | 0 | 0.0 | 0 | 0.0 | 3,968,860 | 0.0 |

SUPPLEMENTAL NEW DECISION ITEM

| | |
|--|---|
| Department of Health and Senior Services | House Bill Section <u>14.140</u> |
| Division of Senior and Disability Services | |
| Senior Services Growth & Development Program DI# 2580002 | Original FY 2020 House Bill Section, if applicable <u>10.820</u> |

1. AMOUNT OF REQUEST

| | FY 2020 Supplemental Budget Request | | | |
|---|-------------------------------------|-------------|------------------|------------------|
| | GR | Federal | Other | Total |
| PS | 0 | 0 | 0 | 0 |
| EE | 0 | 0 | 0 | 0 |
| PSD | 0 | 0 | 3,968,860 | 3,968,860 |
| TRF | 0 | 0 | 0 | 0 |
| Total | 0 | 0 | 3,968,860 | 3,968,860 |
| FTE | 0.00 | 0.00 | 0.00 | 0.00 |
| POSITIONS | 0 | 0 | 0 | 0 |
| NUMBER OF MONTHS POSITIONS ARE NEEDED: | | | | |
| <i>Est. Fringe</i> | <i>0</i> | <i>0</i> | <i>0</i> | <i>0</i> |

Note: Fringes budgeted in House Bill 5 except for certain fringes budgeted directly to MoDOT, Highway Patrol, and Conservation.

Other Funds: Senior Services Growth and Development Program Fund

| | FY 2020 Supplemental Governor's Recommendation | | | |
|---|--|-------------|------------------|------------------|
| | GR | Federal | Other | Total |
| PS | 0 | 0 | 0 | 0 |
| EE | 0 | 0 | 0 | 0 |
| PSD | 0 | 0 | 3,968,860 | 3,968,860 |
| TRF | 0 | 0 | 0 | 0 |
| Total | 0 | 0 | 3,968,860 | 3,968,860 |
| FTE | 0.00 | 0.00 | 0.00 | 0.00 |
| POSITIONS | 0 | 0 | 0 | 0 |
| NUMBER OF MONTHS POSITIONS ARE NEEDED: | | | | |
| <i>Est. Fringe</i> | <i>0</i> | <i>0</i> | <i>0</i> | <i>0</i> |

Note: Fringes budgeted in House Bill 5 except for certain fringes budgeted directly to MoDOT, Highway Patrol, and Conservation.

Other Funds: Senior Services Growth and Development Program Fund

2. WHY IS THIS SUPPLEMENTAL FUNDING NEEDED? INCLUDE THE FEDERAL OR STATE STATUTORY OR CONSTITUTIONAL AUTHORIZATION FOR THIS PROGRAM.

SB 275 (2019) created the Senior Services Growth and Development Program within the Department of Health and Senior Services (DHSS). Funding is to be utilized solely for enhancing senior services provided by Area Agencies on Aging (AAA), of which 50 percent must be applied to development and expansion of senior center programs, facilities, and services. DHSS will disburse the funding to the AAAs utilizing the current federally required and approved intrastate funding formula.

SUPPLEMENTAL NEW DECISION ITEM

| | | | |
|---|--------------------|---|---------------|
| Department of Health and Senior Services | | House Bill Section | 14.140 |
| Division of Senior and Disability Services | | | |
| Senior Services Growth & Development Program | DI# 2580002 | Original FY 2020 House Bill Section, if applicable | 10.820 |

3. DESCRIBE THE DETAILED ASSUMPTIONS USED TO DERIVE THE SPECIFIC REQUESTED AMOUNT. (How did you determine that the requested number of FTE were appropriate? From what source or standard did you derive the requested levels of funding? Were alternatives such as outsourcing or automation considered? If based on new legislation, does request tie to TAFP fiscal note? If not, explain why.

Based on FY 2018 premium tax collections and excluding any premium tax transferred to the State Schools Moneys Fund, it is estimated that the 2.5% that would be collected on January 1, 2020 for transfer to the Senior Services Growth and Development Program Fund would be \$3,968,860. The Governor's recommendation includes a separate supplemental for a counted GR transfer to the new fund. This is a non-count appropriation.

4. BREAK DOWN THE REQUEST BY BUDGET OBJECT CLASS, JOB CLASS, AND FUND SOURCE.

| Budget Object Class/Job Class | Dept Req GR DOLLARS | Dept Req GR FTE | Dept Req FED DOLLARS | Dept Req FED FTE | Dept Req OTHER DOLLARS | Dept Req OTHER FTE | Dept Req TOTAL DOLLARS | Dept Req TOTAL FTE |
|--------------------------------------|------------------------------------|--------------------------------|-------------------------------------|---------------------------------|---------------------------------------|-----------------------------------|---------------------------------------|-----------------------------------|
| Program Distributions | 0 | | 0 | | 3,968,860 | | 3,968,860 | |
| Total PSD | 0 | | 0 | | 3,968,860 | | 3,968,860 | |
| Grand Total | 0 | 0.0 | 0 | 0.0 | 3,968,860 | 0.0 | 3,968,860 | 0.0 |

| Budget Object Class/Job Class | Gov Rec GR DOLLARS | Gov Rec GR FTE | Gov Rec FED DOLLARS | Gov Rec FED FTE | Gov Rec OTHER DOLLARS | Gov Rec OTHER FTE | Gov Rec TOTAL DOLLARS | Gov Rec TOTAL FTE |
|--------------------------------------|-----------------------------------|-------------------------------|------------------------------------|--------------------------------|--------------------------------------|----------------------------------|--------------------------------------|----------------------------------|
| Program Distributions | 0 | | 0 | | 3,968,860 | | 3,968,860 | |
| Total PSD | 0 | | 0 | | 3,968,860 | | 3,968,860 | |
| Grand Total | 0 | 0.0 | 0 | 0.0 | 3,968,860 | 0.0 | 3,968,860 | 0.0 |

SUPPLEMENTAL NEW DECISION ITEM

| | |
|---|---|
| Department of Social Services | House Bill Section <u>14.145</u> |
| Division of Finance and Administrative Services | |
| Receipts and Disbursements Additional Authority DI# 2886008 | Original FY 2020 House Bill Section, if applicable <u>11.045</u> |

1. AMOUNT OF REQUEST

| | FY 2020 Supplemental Budget Request | | | |
|--|-------------------------------------|------------------|----------------|------------------|
| | GR | Federal | Other | Total |
| PS | 0 | 0 | 0 | 0 |
| EE | 0 | 0 | 0 | 0 |
| PSD | 0 | 2,428,211 | 672,900 | 3,101,111 |
| TRF | 0 | 0 | 0 | 0 |
| Total | 0 | 2,428,211 | 672,900 | 3,101,111 |
| | | | | |
| FTE | 0.00 | 0.00 | 0.00 | 0.00 |
| POSITIONS | 0 | 0 | 0 | 0 |
| NUMBER OF MONTHS POSITIONS ARE NEEDED: | | | | |
| Est. Fringe | 0 | 0 | 0 | 0 |

Note: Fringes budgeted in House Bill 5 except for certain fringes budgeted directly to MoDOT, Highway Patrol, and Conservation.

Other Funds: Premium Fund

| | FY 2020 Supplemental Governor's Recommendation | | | |
|--|--|------------------|----------------|------------------|
| | GR | Federal | Other | Total |
| PS | 0 | 0 | 0 | 0 |
| EE | 0 | 0 | 0 | 0 |
| PSD | 0 | 2,428,211 | 672,900 | 3,101,111 |
| TRF | 0 | 0 | 0 | 0 |
| Total | 0 | 2,428,211 | 672,900 | 3,101,111 |
| | | | | |
| FTE | 0.00 | 0.00 | 0.00 | 0.00 |
| POSITIONS | 0 | 0 | 0 | 0 |
| NUMBER OF MONTHS POSITIONS ARE NEEDED: | | | | |
| Est. Fringe | 0 | 0 | 0 | 0 |

Note: Fringes budgeted in House Bill 5 except for certain fringes budgeted directly to MoDOT, Highway Patrol, and Conservation.

Other Funds: Premium Fund

2. WHY IS THIS SUPPLEMENTAL FUNDING NEEDED? INCLUDE THE FEDERAL OR STATE STATUTORY OR CONSTITUTIONAL AUTHORIZATION FOR THIS PROGRAM.

These appropriations allow the department to make timely deposits of all receipts, and then to make refunds or corrections when necessary. For example, when insurance companies and/or other parties liable for medical bills of clients reimburse Medicaid for the entire cost of the care rather than only the portion paid by Medicaid, these appropriations would be used to correct the overpayment by issuing a refund.

3. DESCRIBE THE DETAILED ASSUMPTIONS USED TO DERIVE THE SPECIFIC REQUESTED AMOUNT. (How did you determine that the requested number of FTE were appropriate? From what source or standard did you derive the requested levels of funding? Were alternatives such as outsourcing or automation considered? If based on new legislation, does request tie to TAFP fiscal note? If not, explain why.)

This request is based upon FY19 receipts and disbursements and current projections through September 2019, with some additional authority due to potential unknown receipts. In FY19, DSS needed additional Title XIX Federal Fund and Premium Fund authority. Additional authority is requested to prevent this from occurring in FY20 and to allow refunds to be made in a timely fashion and from the correct fund. The authority allows DSS to make correcting payments in the event funds were originally deposited to an inappropriate fund, or when refunds to the payer are required due to an original overpayment. Because of the nature of MO HealthNet expenses, one refund could utilize a large portion of authority. These are non-count appropriations.

SUPPLEMENTAL NEW DECISION ITEM

| | | |
|---|---|---------------|
| Department of Social Services | House Bill Section | 14.145 |
| Division of Finance and Administrative Services | | |
| Receipts and Disbursements Additional Authority DI# 2886008 | Original FY 2020 House Bill Section, if applicable | 11.045 |

4. BREAK DOWN THE REQUEST BY BUDGET OBJECT CLASS, JOB CLASS, AND FUND SOURCE.

| Budget Object Class/Job Class | Dept Req GR DOLLARS | Dept Req GR FTE | Dept Req FED DOLLARS | Dept Req FED FTE | Dept Req OTHER DOLLARS | Dept Req OTHER FTE | Dept Req TOTAL DOLLARS | Dept Req TOTAL FTE |
|--------------------------------------|------------------------------------|--------------------------------|-------------------------------------|---------------------------------|---------------------------------------|-----------------------------------|---------------------------------------|-----------------------------------|
| Program Distributions | | | 2,428,211 | | 672,900 | | 3,101,111 | |
| Total PSD | 0 | | 2,428,211 | | 672,900 | | 3,101,111 | |
| Grand Total | 0 | 0.0 | 2,428,211 | 0.0 | 672,900 | 0.0 | 3,101,111 | 0.0 |

| Budget Object Class/Job Class | Gov Rec GR DOLLARS | Gov Rec GR FTE | Gov Rec FED DOLLARS | Gov Rec FED FTE | Gov Rec OTHER DOLLARS | Gov Rec OTHER FTE | Gov Rec TOTAL DOLLARS | Gov Rec TOTAL FTE |
|--------------------------------------|-----------------------------------|-------------------------------|------------------------------------|--------------------------------|--------------------------------------|----------------------------------|--------------------------------------|----------------------------------|
| Program Distributions | | | 2,428,211 | | 672,900 | | 3,101,111 | |
| Total PSD | 0 | | 2,428,211 | | 672,900 | | 3,101,111 | |
| Grand Total | 0 | 0.0 | 2,428,211 | 0.0 | 672,900 | 0.0 | 3,101,111 | 0.0 |

SUPPLEMENTAL NEW DECISION ITEM

| | |
|--|---|
| Department of Social Services | House Bill Section <u>14.150</u> |
| Family Support Division | |
| Supplemental Nursing Care DI# 2886010 | Original FY 2020 House Bill Section, if applicable <u>11.165</u> |

1. AMOUNT OF REQUEST

| | FY 2020 Supplemental Budget Request | | | |
|--|-------------------------------------|----------|----------|----------------|
| | GR | Federal | Other | Total |
| PS | 0 | 0 | 0 | 0 |
| EE | 0 | 0 | 0 | 0 |
| PSD | 333,715 | 0 | 0 | 333,715 |
| TRF | 0 | 0 | 0 | 0 |
| Total | 333,715 | 0 | 0 | 333,715 |
| | | | | |
| FTE | 0.00 | 0.00 | 0.00 | 0.00 |
| POSITIONS | 0 | 0 | 0 | 0 |
| NUMBER OF MONTHS POSITIONS ARE NEEDED: | | | | |
| Est. Fringe | 0 | 0 | 0 | 0 |

| | FY 2020 Supplemental Governor's Recommendation | | | |
|--|--|----------|----------|----------------|
| | GR | Federal | Other | Total |
| PS | 0 | 0 | 0 | 0 |
| EE | 0 | 0 | 0 | 0 |
| PSD | 333,715 | 0 | 0 | 333,715 |
| TRF | 0 | 0 | 0 | 0 |
| Total | 333,715 | 0 | 0 | 333,715 |
| | | | | |
| FTE | 0.00 | 0.00 | 0.00 | 0.00 |
| POSITIONS | 0 | 0 | 0 | 0 |
| NUMBER OF MONTHS POSITIONS ARE NEEDED: | | | | |
| Est. Fringe | 0 | 0 | 0 | 0 |

Note: Fringes budgeted in House Bill 5 except for certain fringes budgeted directly to MoDOT, Highway Patrol, and Conservation.

Note: Fringes budgeted in House Bill 5 except for certain fringes budgeted directly to MoDOT, Highway Patrol, and Conservation.

2. WHY IS THIS SUPPLEMENTAL FUNDING NEEDED? INCLUDE THE FEDERAL OR STATE STATUTORY OR CONSTITUTIONAL AUTHORIZATION FOR THIS PROGRAM.

The Supplemental Nursing Care (SNC) program provides monthly cash benefits to eligible persons in Residential Care Facilities, Assisted Living Facilities, non-MO HealthNet certified areas of Intermediate Care Facilities, and Skilled Nursing Facilities. SNC recipients must be age 65 or over, or age 21 or over and permanently and totally disabled or blind with insufficient income to meet the basic facility charge. Supplemental nursing care recipients have medical coverage under the MO HealthNet Program.

Persons eligible for these cash benefits also receive a \$50 personal needs monthly allowance unless such needs are being met by the Department of Mental Health.

In the last half of FY 2019, SNC caseloads increased, resulting in increased expenditures. Funding is requested to cover the difference between current appropriation authority and projected expenditures.

Authority: Sections 208.016 & 208.030, RSMo.; Federal law: Section 1618 of the Social Security Act.

SUPPLEMENTAL NEW DECISION ITEM

| | | | |
|--------------------------------------|--------------------|---|---------------|
| Department of Social Services | | House Bill Section | 14.150 |
| Family Support Division | | | |
| Supplemental Nursing Care | DI# 2886010 | Original FY 2020 House Bill Section, if applicable | 11.165 |

3. DESCRIBE THE DETAILED ASSUMPTIONS USED TO DERIVE THE SPECIFIC REQUESTED AMOUNT. (How did you determine that the requested number of FTE were appropriate? From what source or standard did you derive the requested levels of funding? Were alternatives such as outsourcing or automation considered? If based on new legislation, does request tie to TAFP fiscal note? If not, explain why.

Based on current actual and projected expenditures, it is anticipated that additional funding will be necessary to operate the Supplemental Nursing Care program for FY 2020.

| | |
|--------------------------------|--------------------|
| Total Projected Expenditures | \$25,754,600 |
| FY 2020 Core | \$25,420,885 |
| FY 2020 Additional Need | (\$333,715) |

4. BREAK DOWN THE REQUEST BY BUDGET OBJECT CLASS, JOB CLASS, AND FUND SOURCE.

| Budget Object Class/Job Class | Dept Req GR DOLLARS | Dept Req GR FTE | Dept Req FED DOLLARS | Dept Req FED FTE | Dept Req OTHER DOLLARS | Dept Req OTHER FTE | Dept Req TOTAL DOLLARS | Dept Req TOTAL FTE |
|--------------------------------------|----------------------------|------------------------|-----------------------------|-------------------------|-------------------------------|---------------------------|-------------------------------|---------------------------|
| Program Distributions | 333,715 | | 0 | | 0 | | 333,715 | |
| Total PSD | 333,715 | | 0 | | 0 | | 333,715 | |
| Grand Total | 333,715 | 0.0 | 0 | 0.0 | 0 | 0.0 | 333,715 | 0.0 |

| Budget Object Class/Job Class | Gov Rec GR DOLLARS | Gov Rec GR FTE | Gov Rec FED DOLLARS | Gov Rec FED FTE | Gov Rec OTHER DOLLARS | Gov Rec OTHER FTE | Gov Rec TOTAL DOLLARS | Gov Rec TOTAL FTE |
|--------------------------------------|---------------------------|-----------------------|----------------------------|------------------------|------------------------------|--------------------------|------------------------------|--------------------------|
| Program Distributions | 333,715 | | 0 | | 0 | | 333,715 | |
| Total PSD | 333,715 | | 0 | | 0 | | 333,715 | |
| Grand Total | 333,715 | 0.0 | 0 | 0.0 | 0 | 0.0 | 333,715 | 0.0 |

SUPPLEMENTAL NEW DECISION ITEM

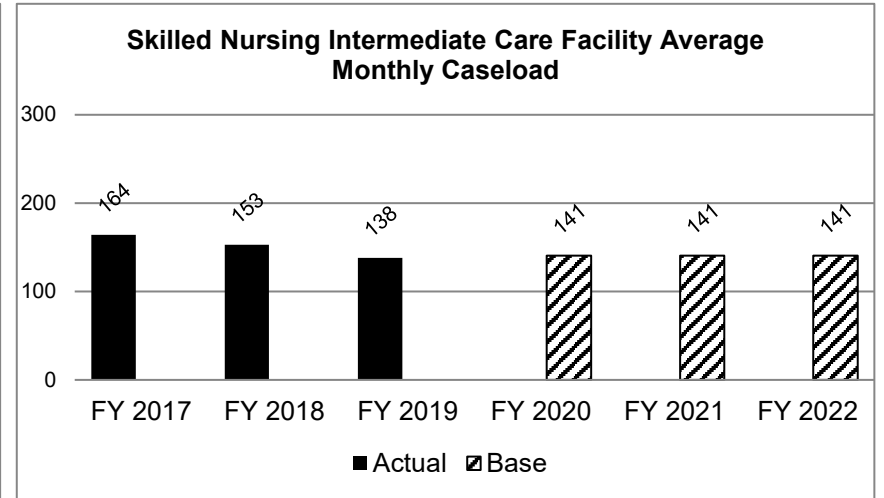
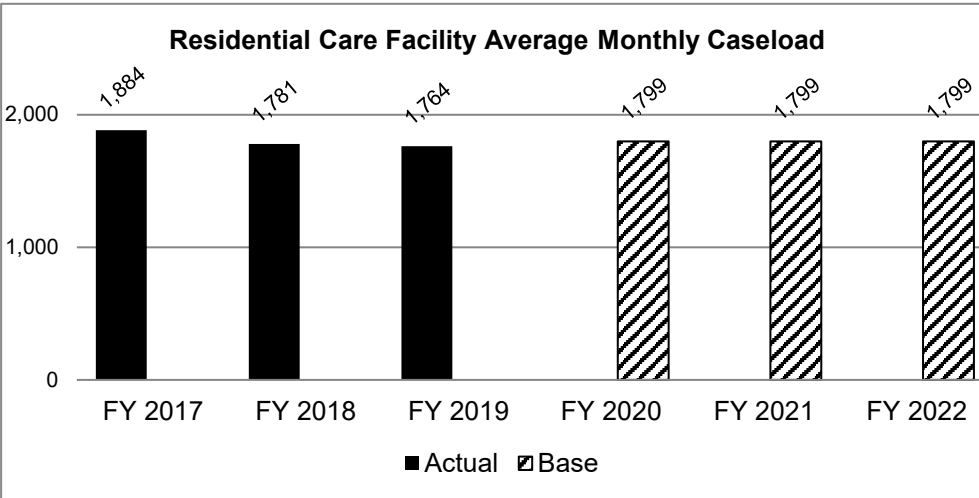
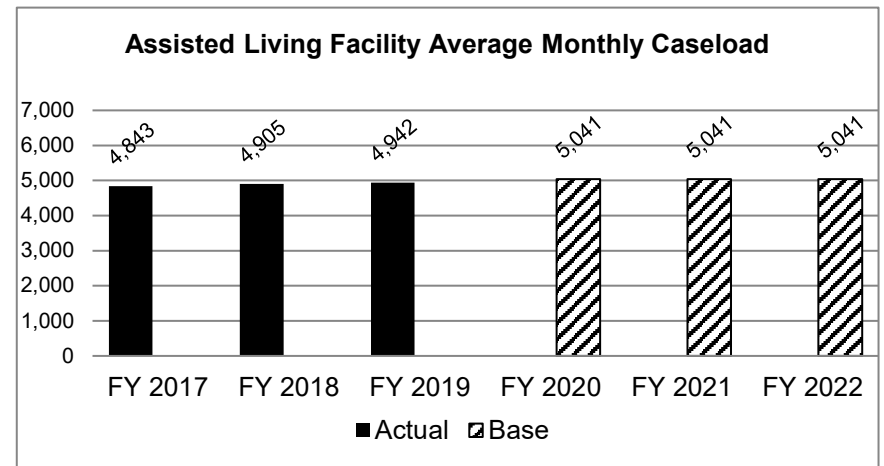
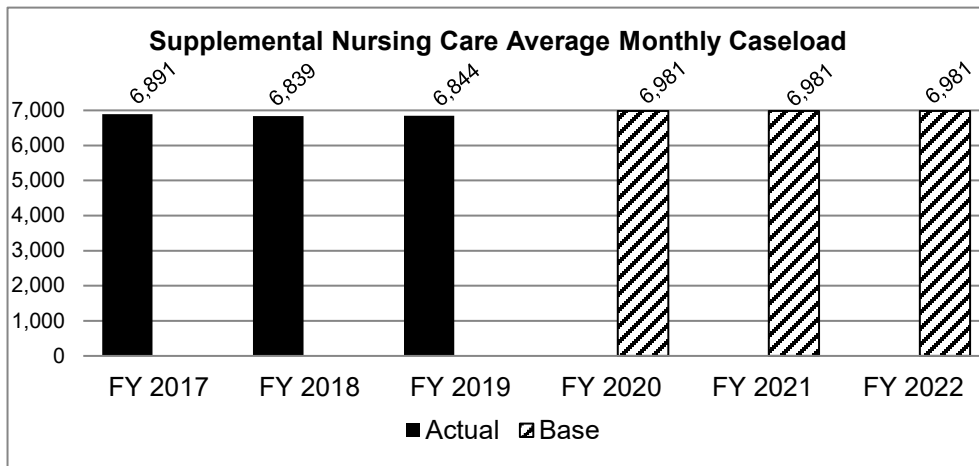
Department of Social Services
 Family Support Division
 Supplemental Nursing Care DI# 2886010

House Bill Section 14.150

Original FY 2020 House Bill Section, if applicable 11.165

5. PERFORMANCE MEASURES (If new decision item has an associated core, separately identify projected performance with & without additional funding.)

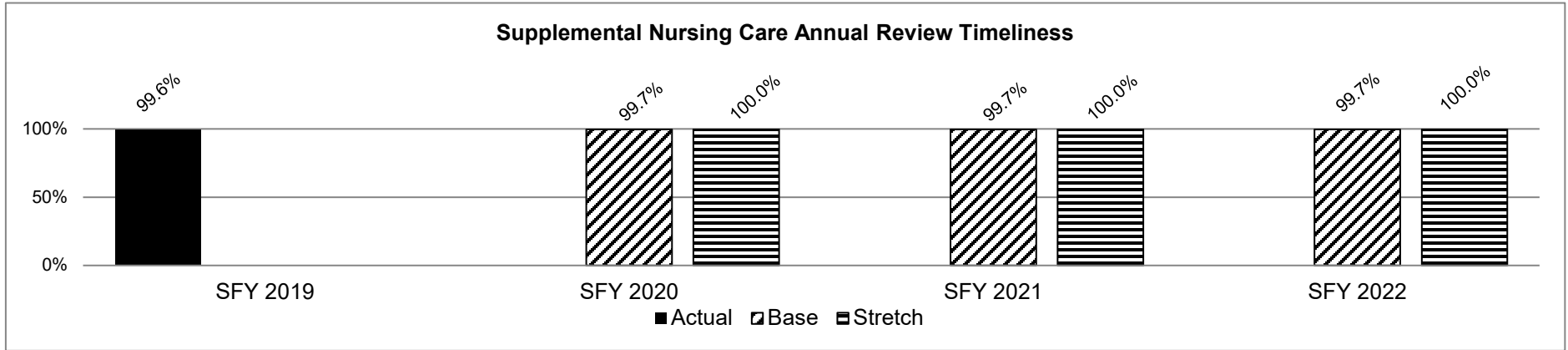
5a. Provide an activity measure(s) for the program.



SUPPLEMENTAL NEW DECISION ITEM

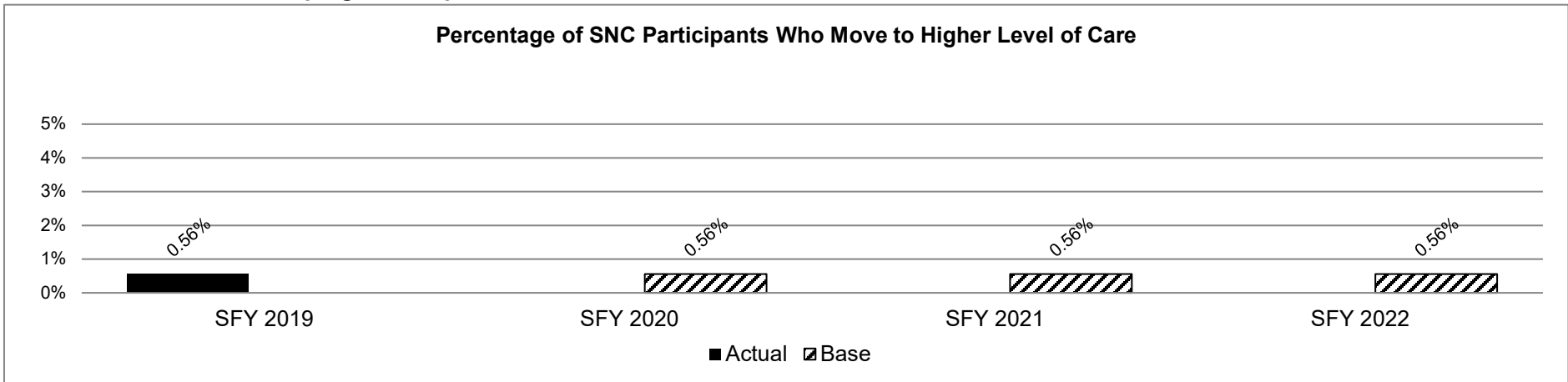
| | | | |
|-------------------------------|-------------|--|--------|
| Department of Social Services | | House Bill Section | 14.150 |
| Family Support Division | | | |
| Supplemental Nursing Care | DI# 2886010 | Original FY 2020 House Bill Section, if applicable | 11.165 |

5b. Provide a measure of the program's quality.



FSD began calculating Supplemental Nursing Care Annual Review Timeliness in SFY 2019 by determining the percentage of total cases that are reviewed timely during the prior 12 months.

5c. Provide a measure of the program's impact.

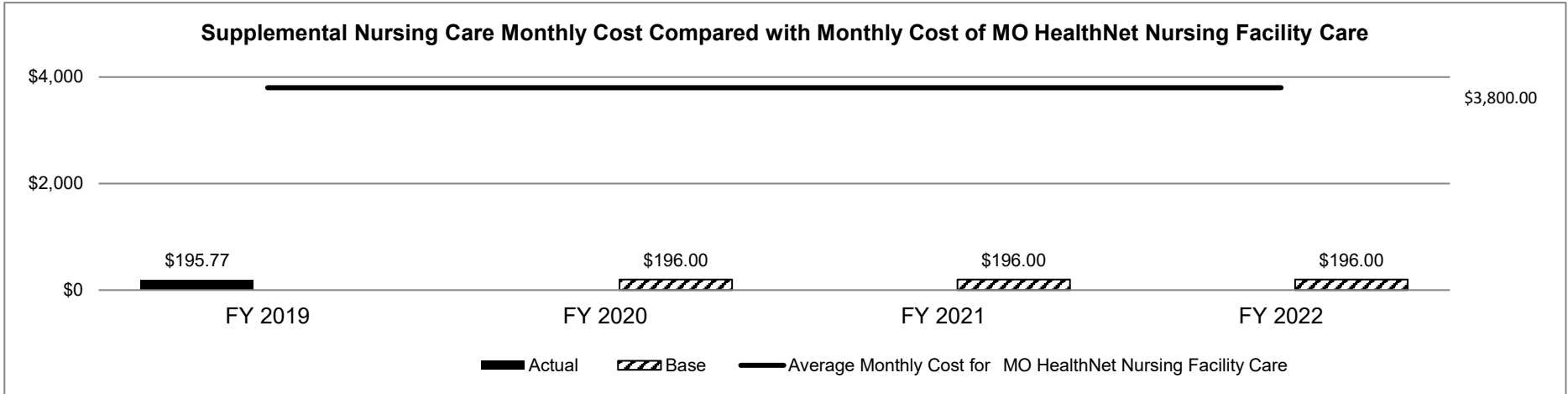


FSD began calculating the percentage of Supplemental Nursing Care participants who leave SNC facilities and then receive nursing facility care in MO HealthNet (highest level of care in a skilled nursing facility) in SFY 2019.

SUPPLEMENTAL NEW DECISION ITEM

| | | | |
|--------------------------------------|--------------------|---|---------------|
| Department of Social Services | | House Bill Section | 14.150 |
| Family Support Division | | | |
| Supplemental Nursing Care | DI# 2886010 | Original FY 2020 House Bill Section, if applicable | 11.165 |

5d. Provide a measure of the program's efficiency



FSD began calculating the average monthly vendor payment per recipient starting with SFY 2019 to compare the cost of Supplemental Nursing Care to the cost of nursing facility care in MO HealthNet (highest level of care in a skilled nursing facility).

6. STRATEGIES TO ACHIEVE THE PERFORMANCE MEASUREMENT TARGETS:

N/A

SUPPLEMENTAL NEW DECISION ITEM

| | |
|--|---|
| Department of Social Services | House Bill Section <u>14.155</u> |
| Family Support Division | |
| Food Distribution Program DI# 2886009 | Original FY 2020 House Bill Section, if applicable <u>11.185</u> |

1. AMOUNT OF REQUEST

| | FY 2020 Supplemental Budget Request | | | | FY 2020 Supplemental Governor's Recommendation | | | | |
|--|-------------------------------------|------------------|----------|------------------|--|----------|------------------|----------|------------------|
| | GR | Federal | Other | Total | GR | Federal | Other | Total | |
| PS | 0 | 0 | 0 | 0 | PS | 0 | 0 | 0 | 0 |
| EE | 0 | 0 | 0 | 0 | EE | 0 | 0 | 0 | 0 |
| PSD | 0 | 2,175,029 | 0 | 2,175,029 | PSD | 0 | 2,175,029 | 0 | 2,175,029 |
| TRF | 0 | 0 | 0 | 0 | TRF | 0 | 0 | 0 | 0 |
| Total | 0 | 2,175,029 | 0 | 2,175,029 | Total | 0 | 2,175,029 | 0 | 2,175,029 |
| FTE | 0.00 | 0.00 | 0.00 | 0.00 | FTE | 0.00 | 0.00 | 0.00 | 0.00 |
| POSITIONS | 0 | 0 | 0 | 0 | POSITIONS | 0 | 0 | 0 | 0 |
| NUMBER OF MONTHS POSITIONS ARE NEEDED: | | | | | NUMBER OF MONTHS POSITIONS ARE NEEDED: | | | | |
| <i>Est. Fringe</i> | 0 | 0 | 0 | 0 | <i>Est. Fringe</i> | 0 | 0 | 0 | 0 |
| <i>Note: Fringes budgeted in House Bill 5 except for certain fringes budgeted directly to MoDOT, Highway Patrol, and Conservation.</i> | | | | | <i>Note: Fringes budgeted in House Bill 5 except for certain fringes budgeted directly to MoDOT, Highway Patrol, and Conservation.</i> | | | | |

2. WHY IS THIS SUPPLEMENTAL FUNDING NEEDED? INCLUDE THE FEDERAL OR STATE STATUTORY OR CONSTITUTIONAL AUTHORIZATION FOR THIS PROGRAM.

The Family Support Division is requesting increased federal authority to expend the amount of federal funds made available for the Food Distribution Programs. The United States Department of Agriculture (USDA) provides donated foods to children, needy adults, and organizations to improve the nutritional status and health of program participants through The Emergency Food Assistance Program (TEFAP). In recent years, USDA has made additional TEFAP bonus foods available for distribution to Missouri's Food Banks. USDA provides administrative funds, which are passed from the state agency to the food banks for storage and distribution to food pantries and congregate feeding sites. The current TEFAP grant amount exceeds Missouri's appropriation authority.

In addition, the USDA is also conducting Trade Mitigation programs aimed at assisting farmers suffering from damage due to tariffs imposed by foreign nations. The bulk of this food is being distributed through TEFAP, USDA's primary outlet for food distribution. These foods are being provided in addition to TEFAP entitlement and bonus foods. Additionally, USDA is making funds available to Missouri to assist with the operational costs of the receipt, storage, and distribution of these foods. All TEFAP Trade Mitigation administrative funds are being distributed to Missouri's Food Banks to help defray these costs.

Authorization: Sections 205.960-967, RSMo. Federal law: P.L. 113-79; 110-246;107-171; 104-193; 104-127; 100-435; 98-8; 93-86; 81-439; 74-320.

SUPPLEMENTAL NEW DECISION ITEM

| | | | |
|--------------------------------------|--------------------|---|---------------|
| Department of Social Services | | House Bill Section | 14.155 |
| Family Support Division | | | |
| Food Distribution Program | DI# 2886009 | Original FY 2020 House Bill Section, if applicable | 11.185 |

3. DESCRIBE THE DETAILED ASSUMPTIONS USED TO DERIVE THE SPECIFIC REQUESTED AMOUNT. (How did you determine that the requested number of FTE were appropriate? From what source or standard did you derive the requested levels of funding? Were alternatives such as outsourcing or automation considered? If based on new legislation, does request tie to TAFP fiscal note? If not, explain why.

There are two parts to this request. The first is an increase in funding to reflect the current TEFAP grant amount of \$2,275,029. The second is for the addition of available Trade Mitigation funding estimated at \$1,400,000.

| | |
|---|------------------|
| Food Distribution (TEFAP) Grant Amount | 2,275,029 |
| Estimated Trade Mitigation Funding | 1,400,000 |
| Total Funding Need | 3,675,029 |
| | |
| Existing FY 2020 Food Distribution Core Authority | 1,500,000 |
| Supplemental Request | 2,175,029 |

4. BREAK DOWN THE REQUEST BY BUDGET OBJECT CLASS, JOB CLASS, AND FUND SOURCE.

| Budget Object Class/Job Class | Dept Req GR DOLLARS | Dept Req GR FTE | Dept Req FED DOLLARS | Dept Req FED FTE | Dept Req OTHER DOLLARS | Dept Req OTHER FTE | Dept Req TOTAL DOLLARS | Dept Req TOTAL FTE |
|-------------------------------|---------------------------|-----------------------|----------------------------|------------------------|------------------------------|--------------------------|------------------------------|--------------------------|
| Program Distributions | | | 2,175,029 | | | | 2,175,029 | |
| Total PSD | 0 | | 2,175,029 | | 0 | | 2,175,029 | |
| Grand Total | 0 | 0.0 | 2,175,029 | 0.0 | 0 | 0.0 | 2,175,029 | 0.0 |

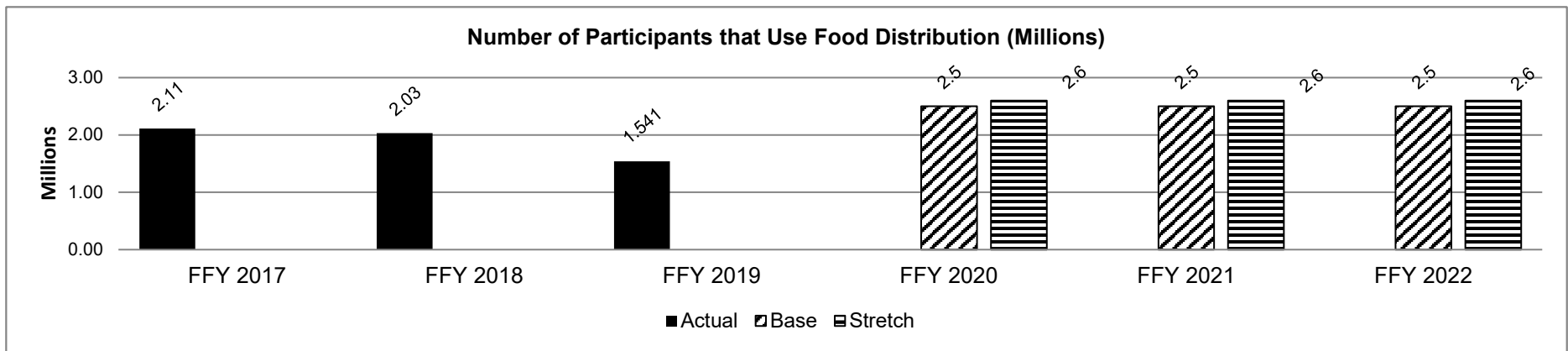
| Budget Object Class/Job Class | Gov Rec GR DOLLARS | Gov Rec GR FTE | Gov Rec FED DOLLARS | Gov Rec FED FTE | Gov Rec OTHER DOLLARS | Gov Rec OTHER FTE | Gov Rec TOTAL DOLLARS | Gov Rec TOTAL FTE |
|-------------------------------|--------------------------|----------------------|---------------------------|-----------------------|-----------------------------|-------------------------|-----------------------------|-------------------------|
| Program Distributions | | | 2,175,029 | | | | 2,175,029 | |
| Total PSD | 0 | | 2,175,029 | | 0 | | 2,175,029 | |
| Grand Total | 0 | 0.0 | 2,175,029 | 0.0 | 0 | 0.0 | 2,175,029 | 0.0 |

SUPPLEMENTAL NEW DECISION ITEM

| | | |
|-------------------------------|-------------|--|
| Department of Social Services | | House Bill Section <u>14.155</u> |
| Family Support Division | | |
| Food Distribution Program | DI# 2886009 | Original FY 2020 House Bill Section, if applicable <u>11.185</u> |

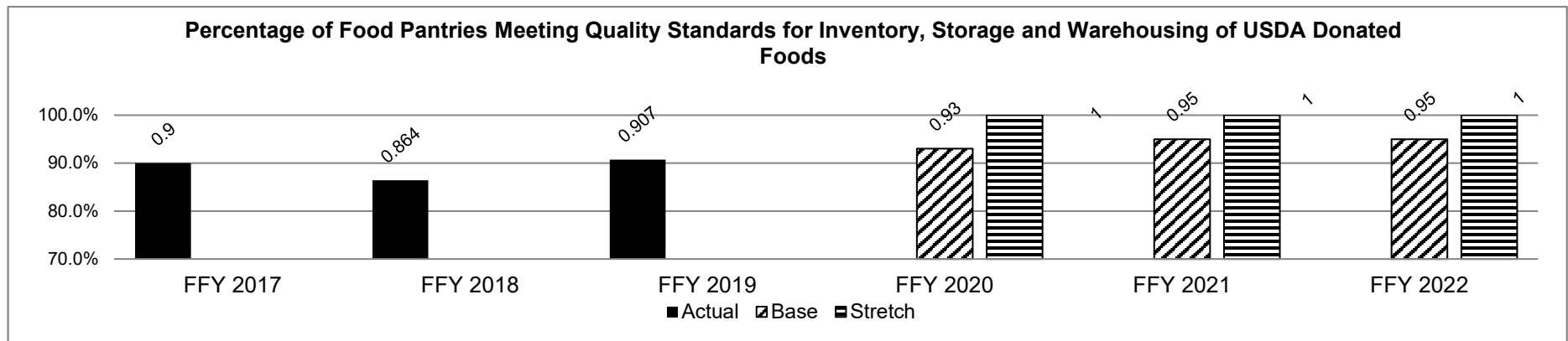
5. PERFORMANCE MEASURES (If new decision item has an associated core, separately identify projected performance with & without additional funding.)

5a. Provide an activity measure(s) for the program.



Note: The number of participants may be duplicated due to repeat visits by families in need.

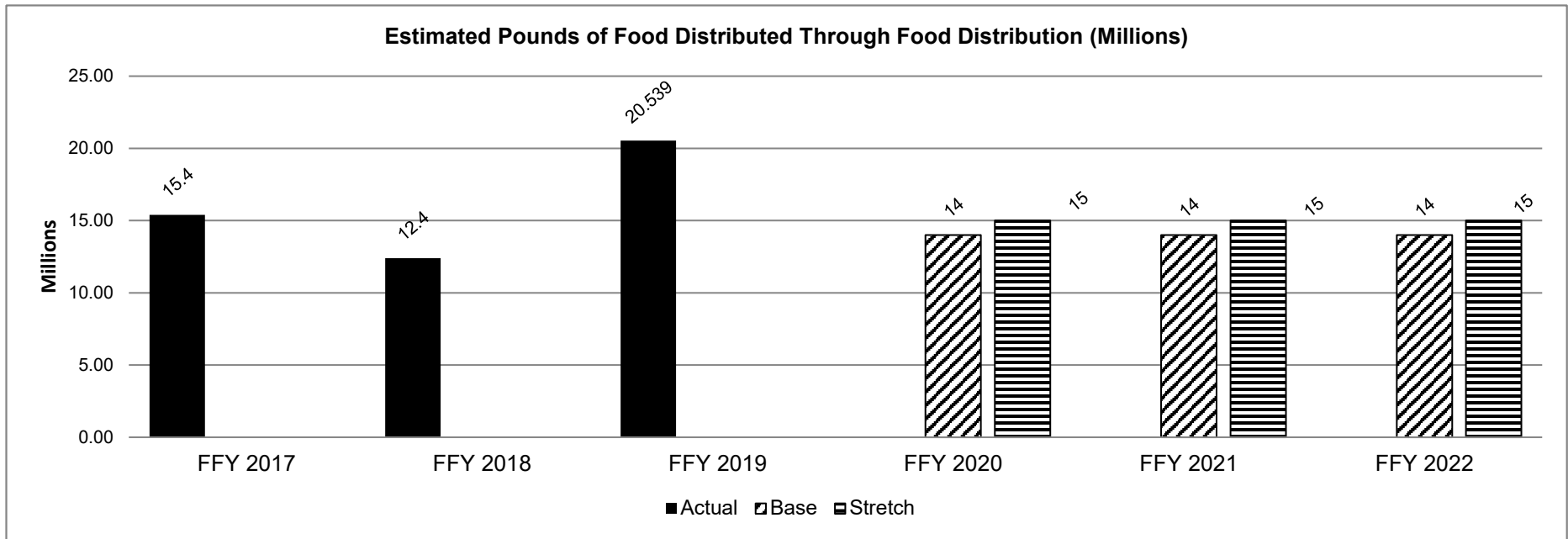
5b. Provide a measure of the program's quality.



SUPPLEMENTAL NEW DECISION ITEM

| | | | |
|--------------------------------------|--------------------|---|---------------|
| Department of Social Services | | House Bill Section | 14.155 |
| Family Support Division | | | |
| Food Distribution Program | DI# 2886009 | Original FY 2020 House Bill Section, if applicable | 11.185 |

5c. Provide a measure of the program's impact.

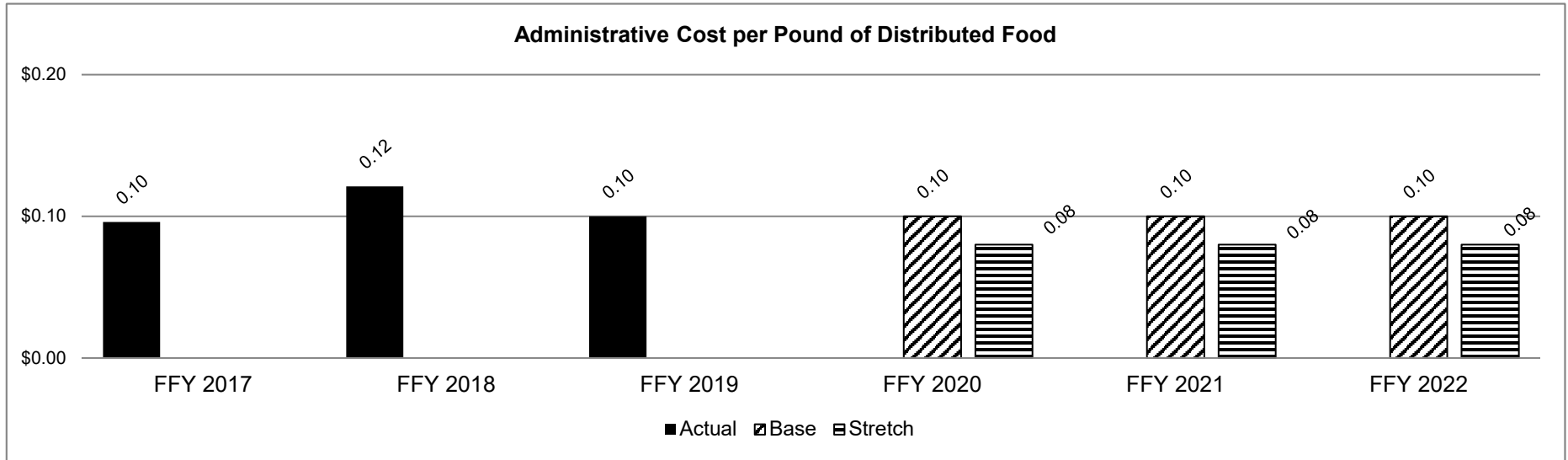


Note: FFY 17 actual pounds of food distributed was high due to bonus food allotments being made available to Missouri through the USDA. Missouri distributes one hundred percent of food made available from the USDA through The Emergency Food Assistance Program (TEFAP), including "bonus foods" to our Food Bank network for distribution to pantries and congregate feeding sites. In FFY 2019, the actual pounds of food distributed is higher due to the availability of TEFAP Bonus and TEFAP Trade Mitigation foods made available to Missouri through the USDA.

SUPPLEMENTAL NEW DECISION ITEM

| | | | |
|-------------------------------|-------------|--|---------------|
| Department of Social Services | | House Bill Section | <u>14.155</u> |
| Family Support Division | | | |
| Food Distribution Program | DI# 2886009 | Original FY 2020 House Bill Section, if applicable | <u>11.185</u> |

5d. Provide a measure of the program's efficiency



Note: The program funds and USDA donated food available to Missouri are solely dependent on funds distributed to the states by the USDA as spelled out in the Farm Bill. This can fluctuate from year to year. The administrative cost per pound of food distributed is based on the administrative cost of Food Banks divided by the pounds of distributed food.

6. STRATEGIES TO ACHIEVE THE PERFORMANCE MEASUREMENT TARGETS:

N/A

SUPPLEMENTAL NEW DECISION ITEM

| | |
|--|---|
| Department of Social Services | House Bill Section <u>14.160</u> |
| Family Support Division | |
| Business Enterprise DI# 2886011 | Original FY 2020 House Bill Section, if applicable <u>11.220</u> |

1. AMOUNT OF REQUEST

| | FY 2020 Supplemental Budget Request | | | | FY 2020 Supplemental Governor's Recommendation | | | |
|--|-------------------------------------|----------|----------|----------|--|----------|------------------|------------------|
| | GR | Federal | Other | Total | GR | Federal | Other | Total |
| PS | 0 | 0 | 0 | 0 | PS | 0 | 0 | 0 |
| EE | 0 | 0 | 0 | 0 | EE | 0 | 0 | 0 |
| PSD | 0 | 0 | 0 | 0 | PSD | 0 | 1,513,105 | 1,513,105 |
| TRF | 0 | 0 | 0 | 0 | TRF | 0 | 0 | 0 |
| Total | 0 | 0 | 0 | 0 | Total | 0 | 1,513,105 | 1,513,105 |
| | | | | | | | | |
| FTE | 0.00 | 0.00 | 0.00 | 0.00 | FTE | 0.00 | 0.00 | 0.00 |
| POSITIONS | 0 | 0 | 0 | 0 | POSITIONS | 0 | 0 | 0 |
| NUMBER OF MONTHS POSITIONS ARE NEEDED: | _____ | | | | NUMBER OF MONTHS POSITIONS ARE NEEDED: | _____ | | |
| <i>Est. Fringe</i> | 0 | 0 | 0 | 0 | <i>Est. Fringe</i> | 0 | 0 | 0 |

Note: Fringes budgeted in House Bill 5 except for certain fringes budgeted directly to MoDOT, Highway Patrol, and Conservation.

Note: Fringes budgeted in House Bill 5 except for certain fringes budgeted directly to MoDOT, Highway Patrol, and Conservation.

Request was submitted after the initial October 1st budget submission.

2. WHY IS THIS SUPPLEMENTAL FUNDING NEEDED? INCLUDE THE FEDERAL OR STATE STATUTORY OR CONSTITUTIONAL AUTHORIZATION FOR THIS PROGRAM.

The Business Enterprise Program provides licensed blind vendors with priority for the operation of vending facilities, including military dining facilities on federal property. The Department of Social Services (DSS), as the agency administering Rehabilitation for the Blind program in the state of Missouri, has entered into a contract with the Department of Defense (DOD) to provide full food service at Fort Leonard Wood. DSS facilitates the contract arrangement on behalf of the blind vendor. Payments from the DOD are received by DSS, deposited into the State Treasury, and paid out to the subcontractor, E.D.P. Enterprises, Inc.

In a recent court ruling, it was found that the DOD underpaid the dining facilities contractor at Fort Leonard Wood. This request allows the DOD to pass through the settlement amount from that underpayment to the Fort Leonard Wood contractor. The DOD has changed its reimbursement methodology to correct this error.

The Business Enterprise Program is authorized by federal law in the Randolph-Sheppard Act -US Code Title 20 Chapter 6A 107. It is authorized by state statute in Sections 8.051 and 8.700-8.745, RSMo.

SUPPLEMENTAL NEW DECISION ITEM

| | | | |
|--------------------------------------|--------------------|---|---------------|
| Department of Social Services | | House Bill Section | 14.160 |
| Family Support Division | | | |
| Business Enterprise | DI# 2886011 | Original FY 2020 House Bill Section, if applicable | 11.220 |

3. DESCRIBE THE DETAILED ASSUMPTIONS USED TO DERIVE THE SPECIFIC REQUESTED AMOUNT. (How did you determine that the requested number of FTE were appropriate? From what source or standard did you derive the requested levels of funding? Were alternatives such as outsourcing or automation considered? If based on new legislation, does request tie to TAFP fiscal note? If not, explain why.

The current appropriation is \$38,500,000. An increase in this federal appropriation is needed to allow for the settlement amount of \$1,513,105.

4. BREAK DOWN THE REQUEST BY BUDGET OBJECT CLASS, JOB CLASS, AND FUND SOURCE.

| Budget Object Class/Job Class | Gov Rec | Gov Rec | Gov Rec | Gov Rec | Gov Rec | Gov Rec | Gov Rec | Gov Rec |
|--------------------------------------|----------------|----------------|------------------|----------------|----------------|----------------|------------------|----------------|
| | GR | GR | FED | FED | OTHER | OTHER | TOTAL | TOTAL |
| | DOLLARS | FTE | DOLLARS | FTE | DOLLARS | FTE | DOLLARS | FTE |
| Program Distributions | | | 1,513,105 | | | | 1,513,105 | |
| Total PSD | 0 | | 1,513,105 | | 0 | | 1,513,105 | |
| Grand Total | 0 | 0 | 1,513,105 | 0 | 0 | 0 | 1,513,105 | 0 |

SUPPLEMENTAL NEW DECISION ITEM

| | |
|---|---|
| Department of Social Services | House Bill Section <u>14.165</u> |
| Children's Division | |
| Foster Care Children's Account DI# 2886007 | Original FY 2020 House Bill Section, if applicable <u>11.380</u> |

1. AMOUNT OF REQUEST

| | FY 2020 Supplemental Budget Request | | | |
|--|-------------------------------------|----------|------------------|------------------|
| | GR | Federal | Other | Total |
| PS | 0 | 0 | 0 | 0 |
| EE | 0 | 0 | 0 | 0 |
| PSD | 0 | 0 | 3,000,000 | 3,000,000 |
| TRF | 0 | 0 | 0 | 0 |
| Total | 0 | 0 | 3,000,000 | 3,000,000 |
| | | | | |
| FTE | 0.00 | 0.00 | 0.00 | 0.00 |
| POSITIONS | 0 | 0 | 0 | 0 |
| NUMBER OF MONTHS POSITIONS ARE NEEDED: | | | | |
| Est. Fringe | 0 | 0 | 0 | 0 |

Note: Fringes budgeted in House Bill 5 except for certain fringes budgeted directly to MoDOT, Highway Patrol, and Conservation.

Other Funds: Alternative Care Trust Fund

| | FY 2020 Supplemental Governor's Recommendation | | | |
|--|--|----------|------------------|------------------|
| | GR | Federal | Other | Total |
| PS | 0 | 0 | 0 | 0 |
| EE | 0 | 0 | 0 | 0 |
| PSD | 0 | 0 | 3,000,000 | 3,000,000 |
| TRF | 0 | 0 | 0 | 0 |
| Total | 0 | 0 | 3,000,000 | 3,000,000 |
| | | | | |
| FTE | 0.00 | 0.00 | 0.00 | 0.00 |
| POSITIONS | 0 | 0 | 0 | 0 |
| NUMBER OF MONTHS POSITIONS ARE NEEDED: | | | | |
| Est. Fringe | 0 | 0 | 0 | 0 |

Note: Fringes budgeted in House Bill 5 except for certain fringes budgeted directly to MoDOT, Highway Patrol, and Conservation.

Other Funds: Alternative Care Trust Fund

2. WHY IS THIS SUPPLEMENTAL FUNDING NEEDED? INCLUDE THE FEDERAL OR STATE STATUTORY OR CONSTITUTIONAL AUTHORIZATION FOR THIS PROGRAM.

This appropriation provides a central account for the distribution of funds for children in the Children's Division's (CD) care and custody, offsetting state expenses. When children are placed in the Division's custody, outside income on behalf of the children such as Social Security (SSI and OASDI), Veteran's Benefits, Railroad Retirement benefits, and lump sum payments (excluding a child's wages, if any) are pursued.

As the number of children in CD custody has increased, the dollars coming into this central account have also increased. Increased appropriation authority is needed in order to expend these funds on behalf of children.

SUPPLEMENTAL NEW DECISION ITEM

| | | | |
|---------------------------------------|--------------------|---|---------------|
| Department of Social Services | | House Bill Section | 14.165 |
| Children's Division | | | |
| Foster Care Children's Account | DI# 2886007 | Original FY 2020 House Bill Section, if applicable | 11.380 |

3. DESCRIBE THE DETAILED ASSUMPTIONS USED TO DERIVE THE SPECIFIC REQUESTED AMOUNT. (How did you determine that the requested number of FTE were appropriate? From what source or standard did you derive the requested levels of funding? Were alternatives such as outsourcing or automation considered? If based on new legislation, does request tie to TAFP fiscal note? If not, explain why.

In fiscal year 2020, the Children's Division is projecting an increase in outside income on behalf of children in their custody. The fiscal year 2020 appropriation is \$13 million. As of August 2019, approximately \$8 million in outside funds had been placed in the Foster Care Children's Account for calendar year 2019. It is anticipated that approximately \$16 million in income will be received annually.

An appropriation increase of \$3 million is requested in order to have sufficient budget authority to expend these funds.

4. BREAK DOWN THE REQUEST BY BUDGET OBJECT CLASS, JOB CLASS, AND FUND SOURCE.

| Budget Object Class/Job Class | Dept Req GR DOLLARS | Dept Req GR FTE | Dept Req FED DOLLARS | Dept Req FED FTE | Dept Req OTHER DOLLARS | Dept Req OTHER FTE | Dept Req TOTAL DOLLARS | Dept Req TOTAL FTE |
|--------------------------------------|------------------------------------|--------------------------------|-------------------------------------|---------------------------------|---------------------------------------|-----------------------------------|---------------------------------------|-----------------------------------|
| Program Distributions | | | | | 3,000,000 | | 3,000,000 | |
| Total PSD | <u>0</u> | | <u>0</u> | | <u>3,000,000</u> | | <u>3,000,000</u> | |
| Grand Total | <u>0</u> | <u>0.0</u> | <u>0</u> | <u>0.0</u> | <u>3,000,000</u> | <u>0.0</u> | <u>3,000,000</u> | <u>0.0</u> |

| Budget Object Class/Job Class | Gov Rec GR DOLLARS | Gov Rec GR FTE | Gov Rec FED DOLLARS | Gov Rec FED FTE | Gov Rec OTHER DOLLARS | Gov Rec OTHER FTE | Gov Rec TOTAL DOLLARS | Gov Rec TOTAL FTE |
|--------------------------------------|-----------------------------------|-------------------------------|------------------------------------|--------------------------------|--------------------------------------|----------------------------------|--------------------------------------|----------------------------------|
| Program Distributions | | | | | 3,000,000 | | 3,000,000 | |
| Total PSD | <u>0</u> | | <u>0</u> | | <u>3,000,000</u> | | <u>3,000,000</u> | |
| Grand Total | <u>0</u> | <u>0.0</u> | <u>0</u> | <u>0.0</u> | <u>3,000,000</u> | <u>0.0</u> | <u>3,000,000</u> | <u>0.0</u> |

SUPPLEMENTAL NEW DECISION ITEM

| | |
|--|---|
| Department of Social Services | House Bill Section <u>14.170</u> |
| MO HealthNet Division | |
| Pharmacy - Zolgensma/Trikafta DI# 2886004 | Original FY 2020 House Bill Section, if applicable <u>11.630</u> |

1. AMOUNT OF REQUEST

| | FY 2020 Supplemental Budget Request | | | |
|---|-------------------------------------|------------------|-------------|-------------------|
| | GR | Federal | Other | Total |
| PS | 0 | 0 | 0 | 0 |
| EE | 0 | 0 | 0 | 0 |
| PSD | 5,118,785 | 9,756,215 | 0 | 14,875,000 |
| TRF | 0 | 0 | 0 | 0 |
| Total | 5,118,785 | 9,756,215 | 0 | 14,875,000 |
| FTE | 0.00 | 0.00 | 0.00 | 0.00 |
| POSITIONS | 0 | 0 | 0 | 0 |
| NUMBER OF MONTHS POSITIONS ARE NEEDED: | | | | |
| <i>Est. Fringe</i> | <i>0</i> | <i>0</i> | <i>0</i> | <i>0</i> |

Note: Fringes budgeted in House Bill 5 except for certain fringes budgeted directly to MoDOT, Highway Patrol, and Conservation.

| | FY 2020 Supplemental Governor's Recommendation | | | |
|---|--|-------------------|-------------|-------------------|
| | GR | Federal | Other | Total |
| PS | 0 | 0 | 0 | 0 |
| EE | 0 | 0 | 0 | 0 |
| PSD | 12,289,993 | 23,424,272 | 0 | 35,714,265 |
| TRF | 0 | 0 | 0 | 0 |
| Total | 12,289,993 | 23,424,272 | 0 | 35,714,265 |
| FTE | 0.00 | 0.00 | 0.00 | 0.00 |
| POSITIONS | 0 | 0 | 0 | 0 |
| NUMBER OF MONTHS POSITIONS ARE NEEDED: | | | | |
| <i>Est. Fringe</i> | <i>0</i> | <i>0</i> | <i>0</i> | <i>0</i> |

Note: Fringes budgeted in House Bill 5 except for certain fringes budgeted directly to MoDOT, Highway Patrol, and Conservation.

The difference between the Governor recommended amount and the department request is due to updated information.

2. WHY IS THIS SUPPLEMENTAL FUNDING NEEDED? INCLUDE THE FEDERAL OR STATE STATUTORY OR CONSTITUTIONAL AUTHORIZATION FOR THIS PROGRAM.

This request addresses the anticipated cost to administer two newly FDA-approved medications, Zolgensma (May 2019) and Trikafta (October 2019).

Zolgensma is a gene therapy for children under the age of two with spinal muscular atrophy (SMA), with bi-allelic mutations in the survival motor neuron 1 (SMN1) gene, including those who are pre-symptomatic at diagnosis. SMA is a rare, genetic neuromuscular disease with the most severe cases affecting infants and young children. Zolgensma is designed to halt disease progression by producing sufficient and sustained levels of the SMN protein required to improve neuron function in a manner that has rapid onset effect. The cost of this medication is \$2,125,000 per dose; only one dose is required per patient.

Trikafta is a treatment of cystic fibrosis (CF) in patients 12 years of age and older who have at least one F508del mutation in the cystic fibrosis transmembrane conductance regulator (CFTR) gene. CF is an autosomal, recessive disease stemming from the mutation of the CFTR gene. Trikafta is the first triple combination therapy available to treat F508del mutation which is estimated to affect 90% of the CF population. Prior to Trikafta, there was no medication available for patients who were heterozygous for the F508del mutation and a minimal function mutation. Patients were previously treated by using three available agents: Kalydeco, Orkambi, and Symdeko.

SUPPLEMENTAL NEW DECISION ITEM

| | |
|--|---|
| Department of Social Services | House Bill Section <u>14.170</u> |
| MO HealthNet Division | |
| Pharmacy - Zolgensma/Trikafta DI# 2886004 | Original FY 2020 House Bill Section, if applicable <u>11.630</u> |

3. DESCRIBE THE DETAILED ASSUMPTIONS USED TO DERIVE THE SPECIFIC REQUESTED AMOUNT. (How did you determine that the requested number of FTE were appropriate? From what source or standard did you derive the requested levels of funding? Were alternatives such as outsourcing or automation considered? If based on new legislation, does request tie to TAFP fiscal note? If not, explain why.

The cost per treatment of Zolgensma is \$2,125,000. This therapy is a one-time intravenous infusion. The estimate is based on 7 children, born in Missouri each year with SMA, and it is assumed all will become Medicaid eligible because of the high cost per treatment, so the cost is \$14,875,000 (\$2,125,000 x 7 participants).

MO HealthNet estimates that approximately 90% of the qualifying 127 participants (127 x 90% = 115) will start seeking treatment with Trikafta. The current Wholesale Acquisition Cost (WAC) for Trikafta is \$25,887.33 for a monthly supply, or \$310,648 annually. Since Trikafta was not approved until October 2019, MO HealthNet would only see seven months of costs, or \$181,211 per participant (\$25,887.33 x 7 months). For 115 participants, the cost is \$20,839,265 (\$181,211 x 115 participants).

| | GR | Federal | Total |
|--------------|-------------------|-------------------|-------------------|
| Zolgensma | 5,118,785 | 9,756,215 | 14,875,000 |
| Trikafta | 7,171,208 | 13,668,057 | 20,839,265 |
| Total | 12,289,993 | 23,424,272 | 35,714,265 |

4. BREAK DOWN THE REQUEST BY BUDGET OBJECT CLASS, JOB CLASS, AND FUND SOURCE.

| Budget Object Class/Job Class | Dept Req GR DOLLARS | Dept Req GR FTE | Dept Req FED DOLLARS | Dept Req FED FTE | Dept Req OTHER DOLLARS | Dept Req OTHER FTE | Dept Req TOTAL DOLLARS | Dept Req TOTAL FTE |
|-------------------------------|---------------------------|-----------------------|----------------------------|------------------------|------------------------------|--------------------------|------------------------------|--------------------------|
| Program Distributions | 5,118,785 | | 9,756,215 | | | | 14,875,000 | |
| Total PSD | 5,118,785 | | 9,756,215 | | 0 | | 14,875,000 | |
| Grand Total | 5,118,785 | 0.0 | 9,756,215 | 0.0 | 0 | 0.0 | 14,875,000 | 0.0 |

| Budget Object Class/Job Class | Gov Rec GR DOLLARS | Gov Rec GR FTE | Gov Rec FED DOLLARS | Gov Rec FED FTE | Gov Rec OTHER DOLLARS | Gov Rec OTHER FTE | Gov Rec TOTAL DOLLARS | Gov Rec TOTAL FTE |
|-------------------------------|--------------------------|----------------------|---------------------------|-----------------------|-----------------------------|-------------------------|-----------------------------|-------------------------|
| Program Distributions | 12,289,993 | | 23,424,272 | | | | 35,714,265 | |
| Total PSD | 12,289,993 | | 23,424,272 | | 0 | | 35,714,265 | |
| Grand Total | 12,289,993 | 0.0 | 23,424,272 | 0.0 | 0 | 0.0 | 35,714,265 | 0.0 |

SUPPLEMENTAL NEW DECISION ITEM

Department of Social Services
MO HealthNet Division
MO HealthNet Supplemental **DI# 2886002**

House Bill Section Various

Original FY 2020 House Bill Section, if applicable Various

1. AMOUNT OF REQUEST

| | FY 2020 Supplemental Budget Request | | | |
|--------------|-------------------------------------|-------------------|------------------|--------------------|
| | GR | Federal | Other | Total |
| PS | 0 | 0 | 0 | 0 |
| EE | 0 | 0 | 0 | 0 |
| PSD | 39,540,485 | 58,561,329 | 4,430,319 | 102,532,133 |
| TRF | 0 | 0 | 0 | 0 |
| Total | 39,540,485 | 58,561,329 | 4,430,319 | 102,532,133 |

FTE **0.00** **0.00** **0.00** **0.00**
 POSITIONS **0** **0** **0** **0**
NUMBER OF MONTHS POSITIONS ARE NEEDED: _____

Est. Fringe 0 0 0 0

Note: Fringes budgeted in House Bill 5 except for certain fringes budgeted directly to MoDOT, Highway Patrol, and Conservation.

Other Funds: Federal Reimbursement Allowance Fund
 Nursing Facility Reimbursement Allowance Fund

| | FY 2020 Supplemental Governor's Recommendation | | | |
|--------------|--|-------------------|-------------------|--------------------|
| | GR | Federal | Other | Total |
| PS | 0 | 0 | 0 | 0 |
| EE | 0 | 0 | 0 | 0 |
| PSD | 33,851,740 | 54,583,743 | 25,055,876 | 113,491,359 |
| TRF | 0 | 0 | 0 | 0 |
| Total | 33,851,740 | 54,583,743 | 25,055,876 | 113,491,359 |

FTE **0.00** **0.00** **0.00** **0.00**
 POSITIONS **0** **0** **0** **0**
NUMBER OF MONTHS POSITIONS ARE NEEDED: _____

Est. Fringe 0 0 0 0

Note: Fringes budgeted in House Bill 5 except for certain fringes budgeted directly to MoDOT, Highway Patrol, and Conservation.

Other Funds: Federal Reimbursement Allowance Fund
 Nursing Facility Reimbursement Allowance Fund
 The difference between the Governor recommended amount and the department request is due to more recent projections.

\$91,183 will be released from reserves to partially fund the request.

2. WHY IS THIS SUPPLEMENTAL FUNDING NEEDED? INCLUDE THE FEDERAL OR STATE STATUTORY OR CONSTITUTIONAL AUTHORIZATION FOR THIS PROGRAM.

Based on actual MO HealthNet program expenditures through November 2019 and historical trends, it is anticipated that additional funding will be necessary to operate current MO HealthNet programs for Fiscal Year 2020. Programs with estimated shortfalls include Pharmacy, the Missouri Rx Plan (MO Rx), Physician Services, Nursing Facilities, Nursing Facilities Reimbursement Allowance (NFRA), Rehabilitation and Specialty Services, Hospital Care, Health Homes, the Children's Health Insurance Program (CHIP), and Show-Me Healthy Babies (SMHB).

SUPPLEMENTAL NEW DECISION ITEM

| | | |
|--------------------------------------|---------------------------|---|
| Department of Social Services | House Bill Section | Various |
| MO HealthNet Division | | |
| MO HealthNet Supplemental | DI# 2886002 | Original FY 2020 House Bill Section, if applicable |
| | | Various |

3. DESCRIBE THE DETAILED ASSUMPTIONS USED TO DERIVE THE SPECIFIC REQUESTED AMOUNT. (How did you determine that the requested number of FTE were appropriate? From what source or standard did you derive the requested levels of funding? Were alternatives such as outsourcing or automation considered? If based on new legislation, does request tie to TAFP fiscal note? If not, explain why.

The tables below outline the supplemental need by program. A total lapse of \$160,270,688 (\$61,481,615 GR) from Clawback, Dental, Home Health, Premium, Rehabilitation and Specialty Services, Managed Care, and Blind Medical is being used to offset the total need.

| | Department Request | | | | Governor's Recommendation | | | |
|--------------------|---------------------------|-------------------|------------------|--------------------|----------------------------------|-------------------|-------------------|--------------------|
| | GR | Federal | Other | Total | GR | Federal | Other | Total |
| Pharmacy | 8,738,052 | 11,760,685 | 0 | 20,498,737 | 7,031,930 | 16,176,593 | 0 | 23,208,523 |
| MO Rx | 0 | 0 | 0 | 0 | 181,932 | 0 | 0 | 181,932 |
| Physician | 21,542,557 | 5,707,863 | 0 | 27,250,420 | 8,517,010 | 1,157,714 | 0 | 9,674,724 |
| Nursing Facilities | 0 | 0 | 0 | 0 | 5,965,887 | 9,571,148 | 0 | 15,537,035 |
| NFRA | 0 | 0 | 3,104,559 | 3,104,559 | 0 | 0 | 21,580,233 | 21,580,233 |
| Rehab | 0 | 0 | 0 | 0 | 2,002,314 | 0 | 0 | 2,002,314 |
| Hospital | 9,259,876 | 41,092,781 | 0 | 50,352,657 | 4,102,543 | 6,834,110 | 0 | 10,936,653 |
| Health Homes | 0 | 0 | 1,325,760 | 1,325,760 | 687,797 | 1,803,517 | 3,475,643 | 5,966,957 |
| CHIP | 0 | 0 | 0 | 0 | 3,644,370 | 13,456,150 | 0 | 17,100,520 |
| SMHB | 0 | 0 | 0 | 0 | 1,717,957 | 5,584,511 | 0 | 7,302,468 |
| Total | 39,540,485 | 58,561,329 | 4,430,319 | 102,532,133 | 33,851,740 | 54,583,743 | 25,055,876 | 113,491,359 |

| | Department Request | | | | Governor's Recommendation | | | |
|--|---------------------------|-------------------|--------------|-------------------|----------------------------------|-------------------|--------------|-------------------|
| | GR | Federal | Other | Total | GR | Federal | Other | Total |
| Pharmacy (11.630) | | | | | | | | |
| Asset Limit NDI (unfunded) | 329,274 | 627,583 | 0 | 956,857 | 329,274 | 627,583 | 0 | 956,857 |
| Additional Asset Limit Needed | 525,864 | 1,005,036 | 0 | 1,530,900 | 525,864 | 1,005,036 | 0 | 1,530,900 |
| Specialty PMPM NDI (unfunded) | 8,244,088 | 15,712,928 | 0 | 23,957,016 | 8,244,088 | 15,712,928 | 0 | 23,957,016 |
| Extra 2 Days Claims Processing | 2,298,121 | 4,392,189 | 0 | 6,690,310 | 2,298,121 | 4,392,189 | 0 | 6,690,310 |
| Caseload/Utilization/Inflation in FY20 | 6,781,735 | 3,523,294 | 0 | 10,305,029 | 925,953 | (5,561,143) | 0 | (4,635,190) |
| Lapse From Other Programs Used As Flex | (9,441,030) | (13,500,345) | 0 | (22,941,375) | (5,291,370) | | 0 | (5,291,370) |
| Total Pharmacy | 8,738,052 | 11,760,685 | 0 | 20,498,737 | 7,031,930 | 16,176,593 | 0 | 23,208,523 |

| | Department Request | | | | Governor's Recommendation | | | |
|--|---------------------------|----------------|--------------|--------------|----------------------------------|----------------|--------------|----------------|
| | GR | Federal | Other | Total | GR | Federal | Other | Total |
| Missouri Rx Plan (11.635) | | | | | | | | |
| MO Rx Fund Shortfall - less \$91,183 reserve | 0 | 0 | 0 | 0 | 156,312 | 0 | 0 | 156,312 |
| Extra 2 Days Claims Processing | 0 | 0 | 0 | 0 | 25,620 | 0 | 0 | 25,620 |
| Total Missouri Rx Plan | 0 | 0 | 0 | 0 | 181,932 | 0 | 0 | 181,932 |

SUPPLEMENTAL NEW DECISION ITEM

| | | |
|--------------------------------------|---------------------------|---|
| Department of Social Services | House Bill Section | Various |
| MO HealthNet Division | | |
| MO HealthNet Supplemental | DI# 2886002 | Original FY 2020 House Bill Section, if applicable |
| | | Various |

| | Department Request | | | | Governor's Recommendation | | | |
|---|--------------------|------------------|------------------|-------------------|---------------------------|------------------|-------------------|-------------------|
| | GR | Federal | Other | Total | GR | Federal | Other | Total |
| Physician Services (11.645) | | | | | | | | |
| Asset Limit NDI (unfunded) | 360,454 | 687,012 | 0 | 1,047,466 | 360,454 | 687,012 | 0 | 1,047,466 |
| Additional Asset Limit Needed | 141,278 | 256,796 | 0 | 398,074 | 141,278 | 256,796 | 0 | 398,074 |
| FY19 CTC NDI (unfunded) | 33,249,494 | 1,846,191 | 0 | 35,095,685 | 33,249,494 | 1,846,191 | 0 | 35,095,685 |
| Chiropractic Services | 2,072,408 | 3,774,074 | 0 | 5,846,482 | 2,072,408 | 3,774,074 | 0 | 5,846,482 |
| Certified Community Behavioral Health Clinic Growth | 305,440 | 583,760 | 0 | 889,200 | 305,440 | 583,760 | 0 | 889,200 |
| Disease Management Growth | 332,380 | 635,247 | 0 | 967,627 | 332,380 | 635,247 | 0 | 967,627 |
| Extra 2 Days Claims Processing | 925,269 | 1,768,381 | 0 | 2,693,650 | 925,269 | 1,768,381 | 0 | 2,693,650 |
| Caseload/Utilization/Inflation in FY20 | 3,037,893 | 1,973,523 | 0 | 5,011,416 | 2,825,251 | 5,422,251 | 0 | 8,247,502 |
| Lapse From Other Programs Used As Flex | (18,882,059) | (5,817,121) | 0 | (24,699,180) | (31,694,964) | (13,815,998) | 0 | (45,510,962) |
| Total Physician Services | 21,542,557 | 5,707,863 | 0 | 27,250,420 | 8,517,010 | 1,157,714 | 0 | 9,674,724 |
| Nursing Facilities (11.660) | | | | | | | | |
| Extra 2 Days Claims Processing | 0 | 0 | 0 | 0 | 1,157,448 | 2,212,124 | 0 | 3,369,572 |
| Caseload/Utilization/Inflation in FY20 | 0 | 0 | 0 | 0 | 4,808,439 | 7,359,024 | 0 | 12,167,463 |
| Total Nursing Facilities | 0 | 0 | 0 | 0 | 5,965,887 | 9,571,148 | 0 | 15,537,035 |
| NFRA (11.665) | | | | | | | | |
| Extra 2 Days Claims Processing | 0 | 0 | 1,895,322 | 1,895,322 | 0 | 0 | 1,895,322 | 1,895,322 |
| Caseload/Utilization/Inflation in FY20 | 0 | 0 | 1,209,237 | 1,209,237 | 0 | 0 | 19,684,911 | 19,684,911 |
| Total NFRA | 0 | 0 | 3,104,559 | 3,104,559 | 0 | 0 | 21,580,233 | 21,580,233 |
| Rehabilitation and Specialty Services (11.675) | | | | | | | | |
| Asset Limit NDI (unfunded) | 305,526 | 0 | 0 | 305,526 | 305,526 | 0 | 0 | 305,526 |
| FY19 CTC NDI (unfunded) | 5,361,704 | 0 | 0 | 5,361,704 | 5,361,704 | 0 | 0 | 5,361,704 |
| Extra 2 Days Claims Processing | 556,175 | 0 | 0 | 556,175 | 556,175 | 0 | 0 | 556,175 |
| Caseload/Utilization/Inflation in FY20 | (2,203,344) | 0 | 0 | (2,203,344) | 3,230,265 | 0 | 0 | 3,230,265 |
| Lapse From Other Programs Used As Flex | (4,020,061) | 0 | 0 | (4,020,061) | (7,451,356) | 0 | 0 | (7,451,356) |
| Total Rehabilitation and Specialty Services | 0 | 0 | 0 | 0 | 2,002,314 | 0 | 0 | 2,002,314 |

SUPPLEMENTAL NEW DECISION ITEM

| | |
|--|--|
| Department of Social Services | House Bill Section <u>Various</u> |
| MO HealthNet Division | |
| MO HealthNet Supplemental DI# 2886002 | Original FY 2020 House Bill Section, if applicable <u>Various</u> |

| | Department Request | | | | Governor's Recommendation | | | |
|--|--------------------|-------------------|------------------|--------------------|---------------------------|-------------------|-------------------|--------------------|
| | GR | Federal | Other | Total | GR | Federal | Other | Total |
| Hospital Care (11.695) | | | | | | | | |
| Asset Limit NDI (unfunded) | 866,130 | 1,650,811 | 0 | 2,516,941 | 866,130 | 1,650,811 | 0 | 2,516,941 |
| Additional Asset Limit Needed | 645,738 | 1,207,425 | 0 | 1,853,163 | 645,738 | 1,207,425 | 0 | 1,853,163 |
| FY19 CTC NDI (unfunded) | 862,514 | 42,685,634 | 0 | 43,548,148 | 862,514 | 42,685,634 | 0 | 43,548,148 |
| Extra 2 Days Claims Processing | 1,239,458 | 2,368,862 | 0 | 3,608,320 | 1,239,458 | 2,368,862 | 0 | 3,608,320 |
| Caseload/Utilization/Inflation in FY20 | 15,087,068 | 38,307,303 | 0 | 53,394,371 | 15,755,792 | 40,478,689 | 0 | 56,234,481 |
| Lapse From Other Programs Used As Flex | (9,441,032) | (45,127,254) | 0 | (54,568,286) | (15,267,089) | (81,557,311) | 0 | (96,824,400) |
| Total Hospital Care | 9,259,876 | 41,092,781 | 0 | 50,352,657 | 4,102,543 | 6,834,110 | 0 | 10,936,653 |
| Health Homes (11.710) | | | | | | | | |
| Extra 2 Days Claims Processing | 7,425 | 20,869 | 3,494 | 31,788 | 7,425 | 20,869 | 3,494 | 31,788 |
| Caseload/Utilization/Inflation in FY20 | 787,661 | 4,122,705 | 1,322,266 | 6,232,632 | 680,372 | 1,782,648 | 3,472,149 | 5,935,169 |
| Lapse From Other Programs Used As Flex | (795,086) | (4,143,574) | 0 | (4,938,660) | 0 | 0 | 0 | 0 |
| Total Health Homes | 0 | 0 | 1,325,760 | 1,325,760 | 687,797 | 1,803,517 | 3,475,643 | 5,966,957 |
| CHIP (11.725) | | | | | | | | |
| FY19 CTC NDI (unfunded) | 0 | 0 | 0 | 0 | 1,969,864 | 6,124,650 | 0 | 8,094,514 |
| Specialty PMPM NDI (unfunded) | 0 | 0 | 0 | 0 | 91,382 | 288,111 | 0 | 379,493 |
| Extra 2 Days Claims Processing | 0 | 0 | 0 | 0 | 123,378 | 389,842 | 0 | 513,220 |
| Caseload/Utilization/Inflation in FY20 | 0 | 0 | 0 | 0 | 2,559,071 | 7,741,217 | 0 | 10,300,288 |
| Lapse From Other Programs Used As Flex | 0 | 0 | 0 | 0 | (1,099,325) | (1,087,670) | 0 | (2,186,995) |
| Total CHIP | 0 | 0 | 0 | 0 | 3,644,370 | 13,456,150 | 0 | 17,100,520 |
| SMHB (11.730) | | | | | | | | |
| FY19 CTC NDI (unfunded) | 0 | 0 | 0 | 0 | 1,046,059 | 3,359,497 | 0 | 4,405,556 |
| Extra 2 Days Claims Processing | 0 | 0 | 0 | 0 | 46,186 | 145,936 | 0 | 192,122 |
| Caseload/Utilization/Inflation in FY20 | 0 | 0 | 0 | 0 | 625,712 | 2,079,078 | 0 | 2,704,790 |
| Total SMHB | 0 | 0 | 0 | 0 | 1,717,957 | 5,584,511 | 0 | 7,302,468 |
| TOTAL | 39,540,485 | 58,561,329 | 4,430,319 | 102,532,133 | 33,851,740 | 54,583,743 | 25,055,876 | 113,491,359 |

SUPPLEMENTAL NEW DECISION ITEM

Department of Social Services
MO HealthNet Division
MO HealthNet Supplemental **DI# 2886002**

House Bill Section Various

Original FY 2020 House Bill Section, if applicable Various

| Estimated Available Flex Used to Offset Supplemental | | | |
|--|-------------------|-------------------|--------------------|
| Program | GR | Federal | Total |
| Clawback | 4,850,412 | 0 | 4,850,412 |
| Dental | 80,689 | 134,705 | 215,394 |
| Home Health | 357,255 | 642,639 | 999,894 |
| Premium | 1,338,892 | 0 | 1,338,892 |
| Rehab | 0 | 2,638,420 | 2,638,420 |
| Managed Care | 54,413,409 | 95,373,309 | 149,786,718 |
| Blind Medical | 440,958 | 0 | 440,958 |
| Total | 61,481,615 | 98,789,073 | 160,270,688 |

4. BREAK DOWN THE REQUEST BY BUDGET OBJECT CLASS, JOB CLASS, AND FUND SOURCE.

| Budget Object Class/Job Class | Dept Req GR DOLLARS | Dept Req GR FTE | Dept Req FED DOLLARS | Dept Req FED FTE | Dept Req OTHER DOLLARS | Dept Req OTHER FTE | Dept Req TOTAL DOLLARS | Dept Req TOTAL FTE |
|-------------------------------|---------------------------|-----------------------|----------------------------|------------------------|------------------------------|--------------------------|------------------------------|--------------------------|
| Program Distributions | 39,540,485 | | 58,561,329 | | 4,430,319 | | 102,532,133 | |
| Total PSD | 39,540,485 | | 58,561,329 | | 4,430,319 | | 102,532,133 | |
| Grand Total | 39,540,485 | 0.0 | 58,561,329 | 0.0 | 4,430,319 | 0.0 | 102,532,133 | 0.0 |

| Budget Object Class/Job Class | Gov Rec GR DOLLARS | Gov Rec GR FTE | Gov Rec FED DOLLARS | Gov Rec FED FTE | Gov Rec OTHER DOLLARS | Gov Rec OTHER FTE | Gov Rec TOTAL DOLLARS | Gov Rec TOTAL FTE |
|-------------------------------|--------------------------|----------------------|---------------------------|-----------------------|-----------------------------|-------------------------|-----------------------------|-------------------------|
| Program Distributions | 33,851,740 | | 54,583,743 | | 25,055,876 | | 113,491,359 | |
| Total PSD | 33,851,740 | | 54,583,743 | | 25,055,876 | | 113,491,359 | |
| Grand Total | 33,851,740 | 0.0 | 54,583,743 | 0.0 | 25,055,876 | 0.0 | 113,491,359 | 0.0 |

SUPPLEMENTAL NEW DECISION ITEM

| | |
|---|---|
| Department of Social Services | House Bill Section <u>14.205</u> |
| MO HealthNet Division | |
| Physician Payments for Safety Net Hospitals DI# 2886005 | Original FY 2020 House Bill Section, if applicable <u>11.700</u> |

1. AMOUNT OF REQUEST

| | FY 2020 Supplemental Budget Request | | | |
|---|-------------------------------------|----------------|----------------|------------------|
| | GR | Federal | Other | Total |
| PS | 0 | 0 | 0 | 0 |
| EE | 0 | 0 | 0 | 0 |
| PSD | 0 | 787,800 | 412,200 | 1,200,000 |
| TRF | 0 | 0 | 0 | 0 |
| Total | 0 | 787,800 | 412,200 | 1,200,000 |
| FTE | 0.00 | 0.00 | 0.00 | 0.00 |
| POSITIONS | 0 | 0 | 0 | 0 |
| NUMBER OF MONTHS POSITIONS ARE NEEDED: | | | | |
| <i>Est. Fringe</i> | <i>0</i> | <i>0</i> | <i>0</i> | <i>0</i> |

| | FY 2020 Supplemental Governor's Recommendation | | | |
|---|--|----------------|----------------|------------------|
| | GR | Federal | Other | Total |
| PS | 0 | 0 | 0 | 0 |
| EE | 0 | 0 | 0 | 0 |
| PSD | 0 | 787,800 | 412,200 | 1,200,000 |
| TRF | 0 | 0 | 0 | 0 |
| Total | 0 | 787,800 | 412,200 | 1,200,000 |
| FTE | 0.00 | 0.00 | 0.00 | 0.00 |
| POSITIONS | 0 | 0 | 0 | 0 |
| NUMBER OF MONTHS POSITIONS ARE NEEDED: | | | | |
| <i>Est. Fringe</i> | <i>0</i> | <i>0</i> | <i>0</i> | <i>0</i> |

Note: Fringes budgeted in House Bill 5 except for certain fringes budgeted directly to MoDOT, Highway Patrol, and Conservation.

Note: Fringes budgeted in House Bill 5 except for certain fringes budgeted directly to MoDOT, Highway Patrol, and Conservation.

Other Funds: Intergovernmental Transfer Fund

Other Funds: Intergovernmental Transfer Fund

2. WHY IS THIS SUPPLEMENTAL FUNDING NEEDED? INCLUDE THE FEDERAL OR STATE STATUTORY OR CONSTITUTIONAL AUTHORIZATION FOR THIS PROGRAM.

Funding is requested to reimburse Truman Medical Centers for previous years' supplemental physician payments related to a delay in federal approval of a Medicaid state plan amendment. This authority allows the MO HealthNet Division to claim enhanced rates up to commercial rates for physicians and other professionals employed by or affiliated with Truman Medical Centers.

3. DESCRIBE THE DETAILED ASSUMPTIONS USED TO DERIVE THE SPECIFIC REQUESTED AMOUNT. (How did you determine that the requested number of FTE were appropriate? From what source or standard did you derive the requested levels of funding? Were alternatives such as outsourcing or automation considered? If based on new legislation, does request tie to TAFP fiscal note? If not, explain why.)

Safety net hospitals are critical providers of care to the Medicaid and uninsured populations, and must be able to attract and maintain a sufficient supply of qualified physicians in order to maintain and enhance the quality of care provided.

The estimated additional physician payment for fee-for-service claims in State Fiscal Years 2018 and 2019 is \$1,200,000.

SUPPLEMENTAL NEW DECISION ITEM

| | | | |
|--|--------------------|---|---------------|
| Department of Social Services | | House Bill Section | 14.205 |
| MO HealthNet Division | | | |
| Physician Payments for Safety Net Hospitals | DI# 2886005 | Original FY 2020 House Bill Section, if applicable | 11.700 |

4. BREAK DOWN THE REQUEST BY BUDGET OBJECT CLASS, JOB CLASS, AND FUND SOURCE.

| Budget Object Class/Job Class | Dept Req GR DOLLARS | Dept Req GR FTE | Dept Req FED DOLLARS | Dept Req FED FTE | Dept Req OTHER DOLLARS | Dept Req OTHER FTE | Dept Req TOTAL DOLLARS | Dept Req TOTAL FTE |
|--------------------------------------|------------------------------------|--------------------------------|-------------------------------------|---------------------------------|---------------------------------------|-----------------------------------|---------------------------------------|-----------------------------------|
| Program Distributions | | | 787,800 | | 412,200 | | 1,200,000 | |
| Total PSD | 0 | | 787,800 | | 412,200 | | 1,200,000 | |
| Grand Total | 0 | 0.0 | 787,800 | 0.0 | 412,200 | 0.0 | 1,200,000 | 0.0 |

| Budget Object Class/Job Class | Gov Rec GR DOLLARS | Gov Rec GR FTE | Gov Rec FED DOLLARS | Gov Rec FED FTE | Gov Rec OTHER DOLLARS | Gov Rec OTHER FTE | Gov Rec TOTAL DOLLARS | Gov Rec TOTAL FTE |
|--------------------------------------|-----------------------------------|-------------------------------|------------------------------------|--------------------------------|--------------------------------------|----------------------------------|--------------------------------------|----------------------------------|
| Program Distributions | | | 787,800 | | 412,200 | | 1,200,000 | |
| Total PSD | 0 | | 787,800 | | 412,200 | | 1,200,000 | |
| Grand Total | 0 | 0.0 | 787,800 | 0.0 | 412,200 | 0.0 | 1,200,000 | 0.0 |

SUPPLEMENTAL NEW DECISION ITEM

| | |
|--|---|
| Department of Social Services | House Bill Section <u>14.215</u> |
| MO HealthNet Division | |
| Hospital FRA Increase DI# 2886003 | Original FY 2020 House Bill Section, if applicable <u>11.715</u> |

1. AMOUNT OF REQUEST

| | FY 2020 Supplemental Budget Request | | | |
|--|-------------------------------------|----------|--------------------|--------------------|
| | GR | Federal | Other | Total |
| PS | 0 | 0 | 0 | 0 |
| EE | 0 | 0 | 0 | 0 |
| PSD | 0 | 0 | 225,789,964 | 225,789,964 |
| TRF | 0 | 0 | 0 | 0 |
| Total | 0 | 0 | 225,789,964 | 225,789,964 |
| | | | | |
| FTE | 0.00 | 0.00 | 0.00 | 0.00 |
| POSITIONS | 0 | 0 | 0 | 0 |
| NUMBER OF MONTHS POSITIONS ARE NEEDED: | | | | |
| Est. Fringe | 0 | 0 | 0 | 0 |

Note: Fringes budgeted in House Bill 5 except for certain fringes budgeted directly to MoDOT, Highway Patrol, and Conservation.

Other Funds: Federal Reimbursement Allowance Fund

| | FY 2020 Supplemental Governor's Recommendation | | | |
|--|--|----------|--------------------|--------------------|
| | GR | Federal | Other | Total |
| PS | 0 | 0 | 0 | 0 |
| EE | 0 | 0 | 0 | 0 |
| PSD | 0 | 0 | 225,789,964 | 225,789,964 |
| TRF | 0 | 0 | 0 | 0 |
| Total | 0 | 0 | 225,789,964 | 225,789,964 |
| | | | | |
| FTE | 0.00 | 0.00 | 0.00 | 0.00 |
| POSITIONS | 0 | 0 | 0 | 0 |
| NUMBER OF MONTHS POSITIONS ARE NEEDED: | | | | |
| Est. Fringe | 0 | 0 | 0 | 0 |

Note: Fringes budgeted in House Bill 5 except for certain fringes budgeted directly to MoDOT, Highway Patrol, and Conservation.

Other Funds: Federal Reimbursement Allowance Fund

2. WHY IS THIS SUPPLEMENTAL FUNDING NEEDED? INCLUDE THE FEDERAL OR STATE STATUTORY OR CONSTITUTIONAL AUTHORIZATION FOR THIS PROGRAM.

This request is for increased authority for hospital reimbursement associated with Federal Reimbursement Allowance (FRA) funded claims and Direct Medicaid payments. Additional authority is also requested for Disproportionate Share Hospital (DSH) redistribution payments. DSS has been calculating annual DSH redistribution payments since 2011, but federal litigation stalled such payments until now.

SUPPLEMENTAL NEW DECISION ITEM

| | | | |
|--------------------------------------|--------------------|---|---------------|
| Department of Social Services | | House Bill Section | 14.215 |
| MO HealthNet Division | | | |
| Hospital FRA Increase | DI# 2886003 | Original FY 2020 House Bill Section, if applicable | 11.715 |

3. DESCRIBE THE DETAILED ASSUMPTIONS USED TO DERIVE THE SPECIFIC REQUESTED AMOUNT. (How did you determine that the requested number of FTE were appropriate? From what source or standard did you derive the requested levels of funding? Were alternatives such as outsourcing or automation considered? If based on new legislation, does request tie to TAFP fiscal note? If not, explain why.

MO HealthNet plans to make DSH redistribution payments for years 2011-2015 over a two year period and is federally required to have them completed by April 2021.

| Department Request | |
|-----------------------------|-----------------------|
| FY20 Appropriated | \$ 1,280,593,734 |
| FY20 Projected Expenditures | \$ 1,506,383,698 |
| Total Need | \$ 225,789,964 |
| Projected FRA Need | \$ 195,789,964 |
| DSH Redistribution | \$ 30,000,000 |
| | \$ 225,789,964 |

4. BREAK DOWN THE REQUEST BY BUDGET OBJECT CLASS, JOB CLASS, AND FUND SOURCE.

| Budget Object Class/Job Class | Dept Req | Dept Req | Dept Req | Dept Req | Dept Req | Dept Req | Dept Req | Dept Req |
|-------------------------------|----------|------------|----------|------------|--------------------|------------|--------------------|------------|
| | GR | GR | FED | FED | OTHER | OTHER | TOTAL | TOTAL |
| | DOLLARS | FTE | DOLLARS | FTE | DOLLARS | FTE | DOLLARS | FTE |
| Program Distributions | | | | | 225,789,964 | | 225,789,964 | |
| Total PSD | 0 | | 0 | | 225,789,964 | | 225,789,964 | |
| Grand Total | 0 | 0.0 | 0 | 0.0 | 225,789,964 | 0.0 | 225,789,964 | 0.0 |

| Budget Object Class/Job Class | Gov Rec | Gov Rec | Gov Rec | Gov Rec | Gov Rec | Gov Rec | Gov Rec | Gov Rec |
|-------------------------------|----------|------------|----------|------------|--------------------|------------|--------------------|------------|
| | GR | GR | FED | FED | OTHER | OTHER | TOTAL | TOTAL |
| | DOLLARS | FTE | DOLLARS | FTE | DOLLARS | FTE | DOLLARS | FTE |
| Program Distributions | | | | | 225,789,964 | | 225,789,964 | |
| Total PSD | 0 | | 0 | | 225,789,964 | | 225,789,964 | |
| Grand Total | 0 | 0.0 | 0 | 0.0 | 225,789,964 | 0.0 | 225,789,964 | 0.0 |

SUPPLEMENTAL NEW DECISION ITEM

| | |
|--|--|
| Office of Administration | House Bill Section <u>14.230</u> |
| Facilities Management, Design and Construction | |
| Insurance or Other Reimbursements DI# 2310001 | Original FY 2020 House Bill Section, if applicable <u>N/A</u> |

1. AMOUNT OF REQUEST

| | FY 2020 Supplemental Budget Request | | | |
|--|-------------------------------------|----------|----------|----------|
| | GR | Federal | Other | Total |
| PS | 0 | 0 | 0 | 0 |
| EE | 0 | 0 | 0 | 0 |
| PSD | 0 | 0 | 0 | 0 |
| TRF | 0 | 0 | 0 | 0 |
| Total | 0 | 0 | 0 | 0 |
| | | | | |
| FTE | 0.00 | 0.00 | 0.00 | 0.00 |
| POSITIONS | 0 | 0 | 0 | 0 |
| NUMBER OF MONTHS POSITIONS ARE NEEDED: | | | | |
| Est. Fringe | 0 | 0 | 0 | 0 |

Note: Fringes budgeted in House Bill 5 except for certain fringes budgeted directly to MoDOT, Highway Patrol, and Conservation.

| | FY 2020 Supplemental Governor's Recommendation | | | |
|--|--|----------|------------------|------------------|
| | GR | Federal | Other | Total |
| PS | 0 | 0 | 0 | 0 |
| EE | 0 | 0 | 5,000,000 | 5,000,000 |
| PSD | 0 | 0 | 0 | 0 |
| TRF | 0 | 0 | 0 | 0 |
| Total | 0 | 0 | 5,000,000 | 5,000,000 |
| | | | | |
| FTE | 0.00 | 0.00 | 0.00 | 0.00 |
| POSITIONS | 0 | 0 | 0 | 0 |
| NUMBER OF MONTHS POSITIONS ARE NEEDED: | | | | |
| Est. Fringe | 0 | 0 | 0 | 0 |

Note: Fringes budgeted in House Bill 5 except for certain fringes budgeted directly to MoDOT, Highway Patrol, and Conservation.

Other Funds: Facilities Maintenance Reserve Fund
Request was submitted after the initial October 1st budget submission.

2. WHY IS THIS SUPPLEMENTAL FUNDING NEEDED? INCLUDE THE FEDERAL OR STATE STATUTORY OR CONSTITUTIONAL AUTHORIZATION FOR THIS PROGRAM.

The Division of Facilities Management, Design and Construction (FMDC) is responsible for the maintenance and repair of state-owned or leased facilities that have suffered damage related to the Jefferson City tornado and flooding that occurred in FY19.

FMDC needs additional appropriation authority to expend insurance, federal disaster payments, or reimbursements related to the damage.

SUPPLEMENTAL NEW DECISION ITEM

| | | |
|---|---------------------------|---|
| Office of Administration | House Bill Section | 14.230 |
| Facilities Management, Design and Construction | | |
| Insurance or Other Reimbursements | DI# 2310001 | Original FY 2020 House Bill Section, if applicable |
| | | N/A |

3. DESCRIBE THE DETAILED ASSUMPTIONS USED TO DERIVE THE SPECIFIC REQUESTED AMOUNT. (How did you determine that the requested number of FTE were appropriate? From what source or standard did you derive the requested levels of funding? Were alternatives such as outsourcing or automation considered? If based on new legislation, does request tie to TAFP fiscal note? If not, explain why.

\$2.0 million Insurance payments received as of Nov. 2019
\$3.0 million Estimated additional payments to be received in FY20
\$5.0 million Appropriation authority requested (This is a non-count appropriation)

4. BREAK DOWN THE REQUEST BY BUDGET OBJECT CLASS, JOB CLASS, AND FUND SOURCE.

| Budget Object Class/Job Class | Gov Rec GR DOLLARS | Gov Rec GR FTE | Gov Rec FED DOLLARS | Gov Rec FED FTE | Gov Rec OTHER DOLLARS | Gov Rec OTHER FTE | Gov Rec TOTAL DOLLARS | Gov Rec TOTAL FTE |
|--------------------------------------|-----------------------------------|-------------------------------|------------------------------------|--------------------------------|--------------------------------------|----------------------------------|--------------------------------------|----------------------------------|
| Professional Services | | | | | 5,000,000 | | 5,000,000 | 0 |
| Total EE | <u>0</u> | | <u>0</u> | | <u>5,000,000</u> | | <u>5,000,000</u> | |
| Grand Total | <u>0</u> | <u>0.0</u> | <u>0</u> | <u>0.0</u> | <u>5,000,000</u> | <u>0.0</u> | <u>5,000,000</u> | <u>0.0</u> |