

**EMPLOYEE BENEFITS**

**BUDGET REQUEST 2020**

**Sarah H. Steelman, Commissioner**

**Office of Administration**

**Includes Governor's Recommendations**



**TABLE OF CONTENTS  
EMPLOYEE BENEFITS**

FY 2020 Budget Submission with Governor's Recommendations

<b>Overview</b>	1	Core--Contributions	103
		Increase--Contributions Increase	109
<b>FY20 Flexibility Request</b>	2	Core--Teacher Retirement Contributions	111
<b>ECDEC GR Pickup</b>		<b>Unemployment Compensation</b>	
Increase -- ECDEC GR Pickup Fringe	3	Core--Payments	116
		Core--Highway Patrol Payments	123
<b>New PS</b>		<b>Healthcare-MCHCP</b>	
Increase -- New PS Fringe	10	Core--Transfer	128
		Increase--Transfer Increase	145
<b>CTC FY19 Pay Plan</b>		Core--Contributions	151
Increase -- CTC FY19 Pay Plan Fringe	16	Increase--Contributions Increase	156
<b>FY20 Pay Plan</b>		<b>Deduction Error Refunds</b>	
Increase -- FY20 Pay Plan Fringe	22	Core--Deductions Withheld in Error	162
<b>FY20 Market Adjustment Pay Plan</b>		<b>Voluntary Life Insurance</b>	
Increase -- Market Adjustment Pay Plan Fringe	28	Core--Voluntary Life Insurance	167
<b>Social Security-OASDHI</b>		<b>Cafeteria Plan</b>	
Core--Transfer	34	Core--Cafeteria Plan Contingency	172
Core--Highway Patrol Transfer	61		
Core--Contributions	66	<b>HR Contingency</b>	
<b>Retirement-MOSERS</b>		Core--HR Contingency	177
Core--Transfer	71		
Increase--Transfer Increase	101		

*Continued on next page*

TABLE OF CONTENTS  
**EMPLOYEE BENEFITS**

FY 2020 Budget Submission with Governor's Recommendations

**Workers' Compensation**

Core--Payments	182
Increase--Workers' Compensation Increase	187
Core--Workers' Compensation Transfer	192
Core--Workers' Compensation/SIF Tax	200
Increase--Workers' Compensation Tax Increase	205



## **EMPLOYEE BENEFITS OVERVIEW**

Appropriations for State employee benefits such as social security, retirement, and health insurance are appropriated centrally to the Office of Administration in House Bill 5, and are administered by the Division of Accounting. Each pay cycle, the employer share of benefits are transferred from the various state funds from which salaries of state employees are paid and deposited into specific contributions funds from which payments are made to the appropriate entity. Therefore, most benefit distributions are comprised of two requests: an appropriated transfer from the personal service fund and then an appropriated payment from the applicable contributions fund.

Other employee benefits paid by the Office of Administration are the State's reimbursement to the Division of Employment Security for unemployment costs and payment of workers' compensation expenses incurred as a result of a work related injury or illness.

Administrative appropriations that help manage employee benefits, but do not result in a cost to the State, are for employee-authorized deductions for voluntary life insurance, refunds of deductions withheld in error, a contingency for HR payroll processing time constraint issues and adequate up-front reimbursement of cafeteria plan medical costs, as required by the IRS.



## FY 2020 OFFICE OF ADMINISTRATION'S BENEFITS FLEXIBILITY REQUEST

HB	APPROP	APPROPNAME	FUND #	FUND TYPE	FY19 APPROP	FLEXIBILITY		NOTES
					AMOUNT	FY19	FY 20	
05.450	VARIOUS	OASDHI TRF	VARIOUS	GR/FED/OTHER	\$156,147,497	5%	5%	FY19 25% FLEX TO 5.255
05.465	VARIOUS	RETIREMENT SYSTEM TRF	VARIOUS	GR/FED/OTHER	\$413,785,972	5%	5%	FY19 25% FLEX TO 5.255
05.475	VARIOUS	TEACHER RETIREMENT CONTR	VARIOUS	GR/FED/OTHER	\$122,000	5%	5%	
05.480	VARIOUS	UNEMPLOYMENT BENEFITS	VARIOUS	GR/FED/OTHER	\$3,603,744	5%	5%	
05.490	VARIOUS	MCHCP TRF	VARIOUS	GR/FED/OTHER	\$465,967,275	5%	5%	FY19 25% FLEX TO 5.255
05.525	VARIOUS	WORKERS' COMP TRF	VARIOUS	FED/OTHER	\$8,875,756	5%	5%	





**NEW DECISION ITEM**

RANK: \_\_\_\_\_ OF \_\_\_\_\_

<b>Department</b> Office of Administration	<b>Budget Unit</b> Various
<b>Division</b> Employee Benefits	
<b>DI Name</b> ECDEC GR Pickup	<b>DI#</b> 0000019
	<b>HB Section</b> Various

**1. AMOUNT OF REQUEST**

	FY 2020 Budget Request					E		FY 2020 Governor's Recommendation					E
	GR	Federal	Other	Total				GR	Federal	Other	Total		
PS	0	0	0	0	0		PS	0	0	0	0		
EE	0	0	0	0	0		EE	0	0	0	0		
PSD	0	0	0	0	0		PSD	133	0	0	133		
TRF	0	0	0	0	0		TRF	161,583	0	0	161,583		
<b>Total</b>	<b>0</b>	<b>0</b>	<b>0</b>	<b>0</b>	<b>0</b>		<b>Total</b>	<b>161,716</b>	<b>0</b>	<b>0</b>	<b>161,716</b>		
<b>FTE</b>	<b>0.00</b>	<b>0.00</b>	<b>0.00</b>	<b>0.00</b>	<b>0.00</b>		<b>FTE</b>	<b>0.00</b>	<b>0.00</b>	<b>0.00</b>	<b>0.00</b>		
<b>Est. Fringe</b>	0	0	0	0	0		<b>Est. Fringe</b>	0	0	0	0		
<i>Note: Fringes budgeted in House Bill 5 except for certain fringes budgeted directly to MoDOT, Highway Patrol, and Conservation.</i>							<i>Note: Fringes budgeted in House Bill 5 except for certain fringes budgeted directly to MoDOT, Highway Patrol, and Conservation.</i>						

**2. THIS REQUEST CAN BE CATEGORIZED AS:**

<input type="checkbox"/> New Legislation	<input type="checkbox"/> New Program	<input type="checkbox"/> Fund Switch
<input type="checkbox"/> Federal Mandate	<input type="checkbox"/> Program Expansion	<input type="checkbox"/> Cost to Continue
<input checked="" type="checkbox"/> GR Pick-Up	<input type="checkbox"/> Space Request	<input type="checkbox"/> Equipment Replacement
<input type="checkbox"/> Pay Plan	<input type="checkbox"/> Other: _____	

**3. WHY IS THIS FUNDING NEEDED? PROVIDE AN EXPLANATION FOR ITEMS CHECKED IN #2. INCLUDE THE FEDERAL OR STATE STATUTORY OR CONSTITUTIONAL AUTHORIZATION FOR THIS PROGRAM.**

The Early Childhood Development, Education and Care (ECDEC) Fund receives \$35 million in revenues annually from tobacco settlement funds pursuant to Section 161.215, RSMo, but has appropriations exceeding these revenues. For several years, the fund balance was sufficient to cover the budget gap but will be insufficient by FY 2020. The amounts below are for the estimated FY 2020 shortfall. This NDI is to cover the various associated fringe appropriations for the GR pickup, see below marked with an asterisk.

**NEW DECISION ITEM**

RANK: \_\_\_\_\_ OF \_\_\_\_\_

<b>Department</b> Office of Administration	<b>Budget Unit</b> Various
<b>Division</b> Employee Benefits	
<b>DI Name</b> ECDEC GR Pickup	<b>DI#</b> 0000019
	<b>HB Section</b> Various

**4. DESCRIBE THE DETAILED ASSUMPTIONS USED TO DERIVE THE SPECIFIC REQUESTED AMOUNT. (How did you determine that the requested number of FTE were appropriate? From what source or standard did you derive the requested levels of funding? Were alternatives such as outsourcing or automation considered? If based on new legislation, does request tie to TAFP fiscal note? If not, explain why. Detail which portions of the request are one-times and how those amounts were calculated.)**

\$1,806,661 and 6.95 staff previously appropriated from ECDEC Funds will be continued at the FY 2019 appropriation level with general revenue. The FY 2020 recommended budget contains an equivalent cut to ECDEC Funds. The following program areas will be continued with general revenue:

<b>Program</b>	<b>Amount</b>	<b>FTE</b>
DESE - Division of Learning Services Personal Services	62,458	1.00
DESE - Early Childhood Special Education	642,508	
DESE - First Steps	578,644	
DHSS - Division of Regulation & Licensure Personal Services	221,617	5.00
DHSS - Division of Regulation & Licensure Expense & Equipment	57,197	
DSS - Children's Administration Personal Services	47,124	0.95
DSS - Children's Administration Expense & Equipment	11,548	
DHSS and DSS - IT Consolidation	23,849	
** Various Associated Fringe Appropriations	161,716	
	<b>1,806,661</b>	<b>6.95</b>

**NEW DECISION ITEM**  
**RANK:** \_\_\_\_\_ **OF** \_\_\_\_\_

<b>Department</b> Office of Administration	<b>Budget Unit</b> Various
<b>Division</b> Employee Benefits	
<b>DI Name</b> ECDEC GR Pickup	<b>DI#</b> 0000019
	<b>HB Section</b> Various

**5. BREAK DOWN THE REQUEST BY BUDGET OBJECT CLASS, JOB CLASS, AND FUND SOURCE. IDENTIFY ONE-TIME COSTS.**

Budget Object Class/Job Class	Gov Rec GR DOLLARS	Gov Rec GR FTE	Gov Rec FED DOLLARS	Gov Rec FED FTE	Gov Rec OTHER DOLLARS	Gov Rec OTHER FTE	Gov Rec TOTAL DOLLARS	Gov Rec TOTAL FTE	Gov Rec One-Time DOLLARS	E
Salaries & Wages (100)	0	0.00	0	0.0	0	0.0	0	0.00	0	
<b>Total PS</b>	<b>0</b>	<b>0.00</b>	<b>0</b>	<b>0.0</b>	<b>0</b>	<b>0.0</b>	<b>0</b>	<b>0.00</b>	<b>0</b>	
<b>Total EE</b>	<b>0</b>		<b>0</b>		<b>0</b>		<b>0</b>		<b>0</b>	
Program Distributions (800)	133		0		0		133		0	
<b>Total PSD</b>	<b>133</b>		<b>0</b>		<b>0</b>		<b>133</b>		<b>0</b>	
Transfers (820)	161,583		0		0		161,583		0	
<b>Total TRF</b>	<b>161,583</b>		<b>0</b>		<b>0</b>		<b>161,583</b>		<b>0</b>	
<b>Grand Total</b>	<b>161,716</b>	<b>0.00</b>	<b>0</b>	<b>0.0</b>	<b>0</b>	<b>0.0</b>	<b>161,716</b>	<b>0.00</b>	<b>0</b>	

**BENEFITS REPORT 10 FY 20 GOVERNOR REC**

**DECISION ITEM DETAIL**

Budget Unit	FY 2018	FY 2018	FY 2019	FY 2019	FY 2020	FY 2020	FY 2020	FY 2020
Decision Item	ACTUAL	ACTUAL	BUDGET	BUDGET	DEPT REQ	DEPT REQ	GOV REC	GOV REC
Budget Object Class	DOLLAR	FTE	DOLLAR	FTE	DOLLAR	FTE	DOLLAR	FTE
<b>OASDHI CONTRIBUTIONS-TRANSFER</b>								
<b>ECDEC GR Pickup - 0000019</b>								
TRANSFERS OUT	0	0.00	0	0.00	0	0.00	24,212	0.00
<b>TOTAL - TRF</b>	<b>0</b>	<b>0.00</b>	<b>0</b>	<b>0.00</b>	<b>0</b>	<b>0.00</b>	<b>24,212</b>	<b>0.00</b>
<b>GRAND TOTAL</b>	<b>\$0</b>	<b>0.00</b>	<b>\$0</b>	<b>0.00</b>	<b>\$0</b>	<b>0.00</b>	<b>\$24,212</b>	<b>0.00</b>
GENERAL REVENUE	\$0	0.00	\$0	0.00	\$0	0.00	\$24,212	0.00
FEDERAL FUNDS	\$0	0.00	\$0	0.00	\$0	0.00	\$0	0.00
OTHER FUNDS	\$0	0.00	\$0	0.00	\$0	0.00	\$0	0.00

**BENEFITS REPORT 10 FY 20 GOVERNOR REC**

**DECISION ITEM DETAIL**

Budget Unit	FY 2018	FY 2018	FY 2019	FY 2019	FY 2020	FY 2020	FY 2020	FY 2020
Decision Item	ACTUAL	ACTUAL	BUDGET	BUDGET	DEPT REQ	DEPT REQ	GOV REC	GOV REC
Budget Object Class	DOLLAR	FTE	DOLLAR	FTE	DOLLAR	FTE	DOLLAR	FTE
<b>RETIREMENT SYSTEM-TRANSFER</b>								
<b>ECDEC GR Pickup - 0000019</b>								
TRANSFERS OUT	0	0.00	0	0.00	0	0.00	60,561	0.00
<b>TOTAL - TRF</b>	<b>0</b>	<b>0.00</b>	<b>0</b>	<b>0.00</b>	<b>0</b>	<b>0.00</b>	<b>60,561</b>	<b>0.00</b>
<b>GRAND TOTAL</b>	<b>\$0</b>	<b>0.00</b>	<b>\$0</b>	<b>0.00</b>	<b>\$0</b>	<b>0.00</b>	<b>\$60,561</b>	<b>0.00</b>
GENERAL REVENUE	\$0	0.00	\$0	0.00	\$0	0.00	\$60,561	0.00
FEDERAL FUNDS	\$0	0.00	\$0	0.00	\$0	0.00	\$0	0.00
OTHER FUNDS	\$0	0.00	\$0	0.00	\$0	0.00	\$0	0.00

**BENEFITS REPORT 10 FY 20 GOVERNOR REC**

**DECISION ITEM DETAIL**

Budget Unit	FY 2018	FY 2018	FY 2019	FY 2019	FY 2020	FY 2020	FY 2020	FY 2020
Decision Item	ACTUAL	ACTUAL	BUDGET	BUDGET	DEPT REQ	DEPT REQ	GOV REC	GOV REC
Budget Object Class	DOLLAR	FTE	DOLLAR	FTE	DOLLAR	FTE	DOLLAR	FTE
<b>MCHCP-TRANSFER</b>								
<b>ECDEC GR Pickup - 0000019</b>								
TRANSFERS OUT	0	0.00	0	0.00	0	0.00	76,810	0.00
<b>TOTAL - TRF</b>	<b>0</b>	<b>0.00</b>	<b>0</b>	<b>0.00</b>	<b>0</b>	<b>0.00</b>	<b>76,810</b>	<b>0.00</b>
<b>GRAND TOTAL</b>	<b>\$0</b>	<b>0.00</b>	<b>\$0</b>	<b>0.00</b>	<b>\$0</b>	<b>0.00</b>	<b>\$76,810</b>	<b>0.00</b>
GENERAL REVENUE	\$0	0.00	\$0	0.00	\$0	0.00	\$76,810	0.00
FEDERAL FUNDS	\$0	0.00	\$0	0.00	\$0	0.00	\$0	0.00
OTHER FUNDS	\$0	0.00	\$0	0.00	\$0	0.00	\$0	0.00

**BENEFITS REPORT 10 FY 20 GOVERNOR REC**

**DECISION ITEM DETAIL**

Budget Unit	FY 2018	FY 2018	FY 2019	FY 2019	FY 2020	FY 2020	FY 2020	FY 2020
Decision Item	ACTUAL	ACTUAL	BUDGET	BUDGET	DEPT REQ	DEPT REQ	GOV REC	GOV REC
Budget Object Class	DOLLAR	FTE	DOLLAR	FTE	DOLLAR	FTE	DOLLAR	FTE
<b>WORKERS' COMPENSATION</b>								
<b>ECDEC GR Pickup - 0000019</b>								
PROGRAM DISTRIBUTIONS	0	0.00	0	0.00	0	0.00	133	0.00
<b>TOTAL - PD</b>	<b>0</b>	<b>0.00</b>	<b>0</b>	<b>0.00</b>	<b>0</b>	<b>0.00</b>	<b>133</b>	<b>0.00</b>
<b>GRAND TOTAL</b>	<b>\$0</b>	<b>0.00</b>	<b>\$0</b>	<b>0.00</b>	<b>\$0</b>	<b>0.00</b>	<b>\$133</b>	<b>0.00</b>
GENERAL REVENUE	\$0	0.00	\$0	0.00	\$0	0.00	\$133	0.00
FEDERAL FUNDS	\$0	0.00	\$0	0.00	\$0	0.00	\$0	0.00
OTHER FUNDS	\$0	0.00	\$0	0.00	\$0	0.00	\$0	0.00





**NEW DECISION ITEM**

RANK: \_\_\_\_\_ OF \_\_\_\_\_

<b>Office of Administration</b>	<b>Budget Unit</b> <u>          </u> various
<b>Division Employee Benefits</b>	
<b>DI Name Fringe Increase-New PS DI#1300037 &amp; 1300041</b>	<b>HB Section</b> <u>          </u> various

**1. AMOUNT OF REQUEST**

	FY 2020 Budget Request					FY 2020 Governor's Recommendation				
	GR	Federal	Other	Total	E	GR	Federal	Other	Total	E
PS	0	0	0	0		PS	0	0	5,890,154	5,890,154
EE	0	0	0	0		EE	0	0	0	0
PSD	0	0	0	0		PSD	0	0	0	0
TRF	0	0	0	0		TRF	369,261	1,275,586	4,245,307	5,890,154
<b>Total</b>	<b>0</b>	<b>0</b>	<b>0</b>	<b>0</b>		<b>Total</b>	<b>369,261</b>	<b>1,275,586</b>	<b>10,135,461</b>	<b>11,780,308</b>
<b>FTE</b>	<b>0.00</b>	<b>0.00</b>	<b>0.00</b>	<b>0.00</b>		<b>FTE</b>	<b>0.00</b>	<b>0.00</b>	<b>0.00</b>	<b>0.00</b>
<b>Est. Fringe</b>	<b>0</b>	<b>0</b>	<b>0</b>	<b>0</b>		<b>Est. Fringe</b>	<b>0</b>	<b>0</b>	<b>1,794,730</b>	<b>1,794,730</b>
<i>Note: Fringes budgeted in House Bill 5 except for certain fringes budgeted directly to MoDOT, Highway Patrol, and Conservation.</i>						<i>Note: Fringes budgeted in House Bill 5 except for certain fringes budgeted directly to MoDOT, Highway Patrol, and Conservation.</i>				

Other Funds:

Other Funds: Various

**2. THIS REQUEST CAN BE CATEGORIZED AS:**

<input type="checkbox"/> New Legislation	<input type="checkbox"/> New Program	<input type="checkbox"/> Fund Switch
<input type="checkbox"/> Federal Mandate	<input type="checkbox"/> Program Expansion	<input type="checkbox"/> Cost to Continue
<input type="checkbox"/> GR Pick-Up	<input type="checkbox"/> Space Request	<input type="checkbox"/> Equipment Replacement
<input checked="" type="checkbox"/> Pay Plan	<input type="checkbox"/> Other: _____	

**3. WHY IS THIS FUNDING NEEDED? PROVIDE AN EXPLANATION FOR ITEMS CHECKED IN #2. INCLUDE THE FEDERAL OR STATE STATUTORY OR CONSTITUTIONAL AUTHORIZATION FOR THIS PROGRAM.**

To cover all fringes associated with new personal service.

OASDHI Contributions - \$4,595,154  
 HP OASDHI Transfer - \$725,651  
 OASDHI Transfer - \$ 3,869,503

MOSERS Contributions - \$1,295,000  
 MOSERS Transfer - \$1,295,000

**BENEFITS REPORT 10 FY 20 GOVERNOR REC**

**DECISION ITEM DETAIL**

Budget Unit	FY 2018	FY 2018	FY 2019	FY 2019	FY 2020	FY 2020	FY 2020	FY 2020
Decision Item	ACTUAL	ACTUAL	BUDGET	BUDGET	DEPT REQ	DEPT REQ	GOV REC	GOV REC
Budget Object Class	DOLLAR	FTE	DOLLAR	FTE	DOLLAR	FTE	DOLLAR	FTE
<b>OASDHI CONTRIBUTIONS-TRANSFER</b>								
<b>OASDHI New PS Increase - 1300037</b>								
TRANSFERS OUT	0	0.00	0	0.00	0	0.00	3,869,503	0.00
<b>TOTAL - TRF</b>	<b>0</b>	<b>0.00</b>	<b>0</b>	<b>0.00</b>	<b>0</b>	<b>0.00</b>	<b>3,869,503</b>	<b>0.00</b>
<b>GRAND TOTAL</b>	<b>\$0</b>	<b>0.00</b>	<b>\$0</b>	<b>0.00</b>	<b>\$0</b>	<b>0.00</b>	<b>\$3,869,503</b>	<b>0.00</b>
GENERAL REVENUE	\$0	0.00	\$0	0.00	\$0	0.00	\$34,261	0.00
FEDERAL FUNDS	\$0	0.00	\$0	0.00	\$0	0.00	\$1,275,586	0.00
OTHER FUNDS	\$0	0.00	\$0	0.00	\$0	0.00	\$2,559,656	0.00

**BENEFITS REPORT 10 FY 20 GOVERNOR REC**

**DECISION ITEM DETAIL**

Budget Unit	FY 2018	FY 2018	FY 2019	FY 2019	FY 2020	FY 2020	FY 2020	FY 2020
Decision Item	ACTUAL	ACTUAL	BUDGET	BUDGET	DEPT REQ	DEPT REQ	GOV REC	GOV REC
Budget Object Class	DOLLAR	FTE	DOLLAR	FTE	DOLLAR	FTE	DOLLAR	FTE
<b>HWY PATROL OASDHI-TRANSFER</b>								
<b>OASDHI New PS Increase - 1300037</b>								
TRANSFERS OUT	0	0.00	0	0.00	0	0.00	725,651	0.00
<b>TOTAL - TRF</b>	<b>0</b>	<b>0.00</b>	<b>0</b>	<b>0.00</b>	<b>0</b>	<b>0.00</b>	<b>725,651</b>	<b>0.00</b>
<b>GRAND TOTAL</b>	<b>\$0</b>	<b>0.00</b>	<b>\$0</b>	<b>0.00</b>	<b>\$0</b>	<b>0.00</b>	<b>\$725,651</b>	<b>0.00</b>
GENERAL REVENUE	\$0	0.00	\$0	0.00	\$0	0.00	\$0	0.00
FEDERAL FUNDS	\$0	0.00	\$0	0.00	\$0	0.00	\$0	0.00
OTHER FUNDS	\$0	0.00	\$0	0.00	\$0	0.00	\$725,651	0.00

**BENEFITS REPORT 10 FY 20 GOVERNOR REC**

**DECISION ITEM DETAIL**

Budget Unit	FY 2018	FY 2018	FY 2019	FY 2019	FY 2020	FY 2020	FY 2020	FY 2020
Decision Item	ACTUAL	ACTUAL	BUDGET	BUDGET	DEPT REQ	DEPT REQ	GOV REC	GOV REC
Budget Object Class	DOLLAR	FTE	DOLLAR	FTE	DOLLAR	FTE	DOLLAR	FTE
<b>OASDHI CONTRIBUTIONS</b>								
<b>OASDHI New PS Increase - 1300037</b>								
BENEFITS	0	0.00	0	0.00	0	0.00	4,595,154	0.00
<b>TOTAL - PS</b>	<b>0</b>	<b>0.00</b>	<b>0</b>	<b>0.00</b>	<b>0</b>	<b>0.00</b>	<b>4,595,154</b>	<b>0.00</b>
<b>GRAND TOTAL</b>	<b>\$0</b>	<b>0.00</b>	<b>\$0</b>	<b>0.00</b>	<b>\$0</b>	<b>0.00</b>	<b>\$4,595,154</b>	<b>0.00</b>
GENERAL REVENUE	\$0	0.00	\$0	0.00	\$0	0.00	\$0	0.00
FEDERAL FUNDS	\$0	0.00	\$0	0.00	\$0	0.00	\$0	0.00
OTHER FUNDS	\$0	0.00	\$0	0.00	\$0	0.00	\$4,595,154	0.00

**BENEFITS REPORT 10 FY 20 GOVERNOR REC**

**DECISION ITEM DETAIL**

Budget Unit	FY 2018	FY 2018	FY 2019	FY 2019	FY 2020	FY 2020	FY 2020	FY 2020
Decision Item	ACTUAL	ACTUAL	BUDGET	BUDGET	DEPT REQ	DEPT REQ	GOV REC	GOV REC
Budget Object Class	DOLLAR	FTE	DOLLAR	FTE	DOLLAR	FTE	DOLLAR	FTE
<b>RETIREMENT SYSTEM-TRANSFER</b>								
<b>MOSERS - New PS - 1300041</b>								
TRANSFERS OUT	0	0.00	0	0.00	0	0.00	1,295,000	0.00
<b>TOTAL - TRF</b>	<b>0</b>	<b>0.00</b>	<b>0</b>	<b>0.00</b>	<b>0</b>	<b>0.00</b>	<b>1,295,000</b>	<b>0.00</b>
<b>GRAND TOTAL</b>	<b>\$0</b>	<b>0.00</b>	<b>\$0</b>	<b>0.00</b>	<b>\$0</b>	<b>0.00</b>	<b>\$1,295,000</b>	<b>0.00</b>
GENERAL REVENUE	\$0	0.00	\$0	0.00	\$0	0.00	\$335,000	0.00
FEDERAL FUNDS	\$0	0.00	\$0	0.00	\$0	0.00	\$0	0.00
OTHER FUNDS	\$0	0.00	\$0	0.00	\$0	0.00	\$960,000	0.00

**BENEFITS REPORT 10 FY 20 GOVERNOR REC**

**DECISION ITEM DETAIL**

Budget Unit	FY 2018	FY 2018	FY 2019	FY 2019	FY 2020	FY 2020	FY 2020	FY 2020
Decision Item	ACTUAL	ACTUAL	BUDGET	BUDGET	DEPT REQ	DEPT REQ	GOV REC	GOV REC
Budget Object Class	DOLLAR	FTE	DOLLAR	FTE	DOLLAR	FTE	DOLLAR	FTE
<b>RETIREMENT SYSTEM CONTRIBUTION</b>								
<b>MOSERS - New PS - 1300041</b>								
BENEFITS	0	0.00	0	0.00	0	0.00	1,295,000	0.00
<b>TOTAL - PS</b>	<b>0</b>	<b>0.00</b>	<b>0</b>	<b>0.00</b>	<b>0</b>	<b>0.00</b>	<b>1,295,000</b>	<b>0.00</b>
<b>GRAND TOTAL</b>	<b>\$0</b>	<b>0.00</b>	<b>\$0</b>	<b>0.00</b>	<b>\$0</b>	<b>0.00</b>	<b>\$1,295,000</b>	<b>0.00</b>
GENERAL REVENUE	\$0	0.00	\$0	0.00	\$0	0.00	\$0	0.00
FEDERAL FUNDS	\$0	0.00	\$0	0.00	\$0	0.00	\$0	0.00
OTHER FUNDS	\$0	0.00	\$0	0.00	\$0	0.00	\$1,295,000	0.00





**NEW DECISION ITEM**

RANK: \_\_\_\_\_ OF \_\_\_\_\_

<b>Office of Administration</b>	<b>Budget Unit</b> <u>various</u>
<b>Division Employee Benefits</b>	
<b>DI Name Fringe Increase-CTC FY19 Pay Plan DI#1300035 &amp; 1300039</b>	<b>HB Section</b> <u>various</u>

**1. AMOUNT OF REQUEST**

	FY 2020 Budget Request				E		FY 2020 Governor's Recommendation				E
	GR	Federal	Other	Total			GR	Federal	Other	Total	
PS	0	0	0	0		PS	0	0	3,634,000	3,634,000	
EE	0	0	0	0		EE	0	0	0	0	
PSD	0	0	0	0		PSD	0	0	0	0	
TRF	0	0	0	0		TRF	2,338,000	295,000	1,001,000	3,634,000	
<b>Total</b>	<b>0</b>	<b>0</b>	<b>0</b>	<b>0</b>		<b>Total</b>	<b>2,338,000</b>	<b>295,000</b>	<b>4,635,000</b>	<b>7,268,000</b>	

FTE 0.00 0.00 0.00 0.00

FTE 0.00 0.00 0.00 0.00

<b>Est. Fringe</b>	0	0	0	0
--------------------	---	---	---	---

<b>Est. Fringe</b>	0	0	1,107,280	1,107,280
--------------------	---	---	-----------	-----------

*Note: Fringes budgeted in House Bill 5 except for certain fringes budgeted directly to MoDOT, Highway Patrol, and Conservation.*

*Note: Fringes budgeted in House Bill 5 except for certain fringes budgeted directly to MoDOT, Highway Patrol, and Conservation.*

Other Funds:

Other Funds: Various

**2. THIS REQUEST CAN BE CATEGORIZED AS:**

<input type="checkbox"/> New Legislation	<input type="checkbox"/> New Program	<input type="checkbox"/> Fund Switch
<input type="checkbox"/> Federal Mandate	<input type="checkbox"/> Program Expansion	<input type="checkbox"/> Cost to Continue
<input type="checkbox"/> GR Pick-Up	<input type="checkbox"/> Space Request	<input type="checkbox"/> Equipment Replacement
<input checked="" type="checkbox"/> Pay Plan	<input type="checkbox"/> Other: _____	

**3. WHY IS THIS FUNDING NEEDED? PROVIDE AN EXPLANATION FOR ITEMS CHECKED IN #2. INCLUDE THE FEDERAL OR STATE STATUTORY OR CONSTITUTIONAL AUTHORIZATION FOR THIS PROGRAM.**

To cover all fringes associated with the FY19 pay plan of \$700 per employee making less than \$70,000 annually and a 1% increase for employees making \$70,000 and above annually.

OASDHI Contributions - \$1,164,000  
 HP OASDHI Transfer - \$7,000  
 OASDHI Transfer - \$ 1,157,000

MOSERS Contributions - \$2,470,000  
 MOSERS Transfer - \$2,470,000

**BENEFITS REPORT 10 FY 20 GOVERNOR REC**

**DECISION ITEM DETAIL**

Budget Unit	FY 2018	FY 2018	FY 2019	FY 2019	FY 2020	FY 2020	FY 2020	FY 2020
Decision Item	ACTUAL	ACTUAL	BUDGET	BUDGET	DEPT REQ	DEPT REQ	GOV REC	GOV REC
Budget Object Class	DOLLAR	FTE	DOLLAR	FTE	DOLLAR	FTE	DOLLAR	FTE
<b>OASDHI CONTRIBUTIONS-TRANSFER</b>								
<b>OASDHI FY19 CTC Pay Plan - 1300035</b>								
TRANSFERS OUT	0	0.00	0	0.00	0	0.00	1,157,000	0.00
<b>TOTAL - TRF</b>	<b>0</b>	<b>0.00</b>	<b>0</b>	<b>0.00</b>	<b>0</b>	<b>0.00</b>	<b>1,157,000</b>	<b>0.00</b>
<b>GRAND TOTAL</b>	<b>\$0</b>	<b>0.00</b>	<b>\$0</b>	<b>0.00</b>	<b>\$0</b>	<b>0.00</b>	<b>\$1,157,000</b>	<b>0.00</b>
GENERAL REVENUE	\$0	0.00	\$0	0.00	\$0	0.00	\$574,000	0.00
FEDERAL FUNDS	\$0	0.00	\$0	0.00	\$0	0.00	\$295,000	0.00
OTHER FUNDS	\$0	0.00	\$0	0.00	\$0	0.00	\$288,000	0.00

**BENEFITS REPORT 10 FY 20 GOVERNOR REC**

**DECISION ITEM DETAIL**

Budget Unit	FY 2018	FY 2018	FY 2019	FY 2019	FY 2020	FY 2020	FY 2020	FY 2020
Decision Item	ACTUAL	ACTUAL	BUDGET	BUDGET	DEPT REQ	DEPT REQ	GOV REC	GOV REC
Budget Object Class	DOLLAR	FTE	DOLLAR	FTE	DOLLAR	FTE	DOLLAR	FTE
<b>HWY PATROL OASDHI-TRANSFER</b>								
<b>OASDHI FY19 CTC Pay Plan - 1300035</b>								
TRANSFERS OUT	0	0.00	0	0.00	0	0.00	7,000	0.00
<b>TOTAL - TRF</b>	<b>0</b>	<b>0.00</b>	<b>0</b>	<b>0.00</b>	<b>0</b>	<b>0.00</b>	<b>7,000</b>	<b>0.00</b>
<b>GRAND TOTAL</b>	<b>\$0</b>	<b>0.00</b>	<b>\$0</b>	<b>0.00</b>	<b>\$0</b>	<b>0.00</b>	<b>\$7,000</b>	<b>0.00</b>
GENERAL REVENUE	\$0	0.00	\$0	0.00	\$0	0.00	\$0	0.00
FEDERAL FUNDS	\$0	0.00	\$0	0.00	\$0	0.00	\$0	0.00
OTHER FUNDS	\$0	0.00	\$0	0.00	\$0	0.00	\$7,000	0.00

**BENEFITS REPORT 10 FY 20 GOVERNOR REC**

**DECISION ITEM DETAIL**

Budget Unit	FY 2018	FY 2018	FY 2019	FY 2019	FY 2020	FY 2020	FY 2020	FY 2020
Decision Item	ACTUAL	ACTUAL	BUDGET	BUDGET	DEPT REQ	DEPT REQ	GOV REC	GOV REC
Budget Object Class	DOLLAR	FTE	DOLLAR	FTE	DOLLAR	FTE	DOLLAR	FTE
<b>OASDHI CONTRIBUTIONS</b>								
<b>OASDHI FY19 CTC Pay Plan - 1300035</b>								
BENEFITS	0	0.00	0	0.00	0	0.00	1,164,000	0.00
<b>TOTAL - PS</b>	<b>0</b>	<b>0.00</b>	<b>0</b>	<b>0.00</b>	<b>0</b>	<b>0.00</b>	<b>1,164,000</b>	<b>0.00</b>
<b>GRAND TOTAL</b>	<b>\$0</b>	<b>0.00</b>	<b>\$0</b>	<b>0.00</b>	<b>\$0</b>	<b>0.00</b>	<b>\$1,164,000</b>	<b>0.00</b>
GENERAL REVENUE	\$0	0.00	\$0	0.00	\$0	0.00	\$0	0.00
FEDERAL FUNDS	\$0	0.00	\$0	0.00	\$0	0.00	\$0	0.00
OTHER FUNDS	\$0	0.00	\$0	0.00	\$0	0.00	\$1,164,000	0.00

**BENEFITS REPORT 10 FY 20 GOVERNOR REC**

**DECISION ITEM DETAIL**

Budget Unit	FY 2018	FY 2018	FY 2019	FY 2019	FY 2020	FY 2020	FY 2020	FY 2020
Decision Item	ACTUAL	ACTUAL	BUDGET	BUDGET	DEPT REQ	DEPT REQ	GOV REC	GOV REC
Budget Object Class	DOLLAR	FTE	DOLLAR	FTE	DOLLAR	FTE	DOLLAR	FTE
<b>RETIREMENT SYSTEM-TRANSFER</b>								
<b>MOSERS - FY19 CTC Pay Plan - 1300039</b>								
TRANSFERS OUT	0	0.00	0	0.00	0	0.00	2,470,000	0.00
<b>TOTAL - TRF</b>	<b>0</b>	<b>0.00</b>	<b>0</b>	<b>0.00</b>	<b>0</b>	<b>0.00</b>	<b>2,470,000</b>	<b>0.00</b>
<b>GRAND TOTAL</b>	<b>\$0</b>	<b>0.00</b>	<b>\$0</b>	<b>0.00</b>	<b>\$0</b>	<b>0.00</b>	<b>\$2,470,000</b>	<b>0.00</b>
GENERAL REVENUE	\$0	0.00	\$0	0.00	\$0	0.00	\$1,764,000	0.00
FEDERAL FUNDS	\$0	0.00	\$0	0.00	\$0	0.00	\$0	0.00
OTHER FUNDS	\$0	0.00	\$0	0.00	\$0	0.00	\$706,000	0.00

**BENEFITS REPORT 10 FY 20 GOVERNOR REC**

**DECISION ITEM DETAIL**

Budget Unit	FY 2018	FY 2018	FY 2019	FY 2019	FY 2020	FY 2020	FY 2020	FY 2020
Decision Item	ACTUAL	ACTUAL	BUDGET	BUDGET	DEPT REQ	DEPT REQ	GOV REC	GOV REC
Budget Object Class	DOLLAR	FTE	DOLLAR	FTE	DOLLAR	FTE	DOLLAR	FTE
<b>RETIREMENT SYSTEM CONTRIBUTION</b>								
<b>MOSERS - FY19 CTC Pay Plan - 1300039</b>								
BENEFITS	0	0.00	0	0.00	0	0.00	2,470,000	0.00
<b>TOTAL - PS</b>	<b>0</b>	<b>0.00</b>	<b>0</b>	<b>0.00</b>	<b>0</b>	<b>0.00</b>	<b>2,470,000</b>	<b>0.00</b>
<b>GRAND TOTAL</b>	<b>\$0</b>	<b>0.00</b>	<b>\$0</b>	<b>0.00</b>	<b>\$0</b>	<b>0.00</b>	<b>\$2,470,000</b>	<b>0.00</b>
GENERAL REVENUE	\$0	0.00	\$0	0.00	\$0	0.00	\$0	0.00
FEDERAL FUNDS	\$0	0.00	\$0	0.00	\$0	0.00	\$0	0.00
OTHER FUNDS	\$0	0.00	\$0	0.00	\$0	0.00	\$2,470,000	0.00



**NEW DECISION ITEM**

RANK: \_\_\_\_\_ OF \_\_\_\_\_

<b>Office of Administration</b>	<b>Budget Unit</b> <u>various</u>
<b>Division Employee Benefits</b>	
<b>DI Name Fringe Increase-FY20 Pay Plan DI#1300034 &amp; 1300038</b>	<b>HB Section</b> <u>various</u>

**1. AMOUNT OF REQUEST**

	FY 2020 Budget Request				E		FY 2020 Governor's Recommendation				E
	GR	Federal	Other	Total			GR	Federal	Other	Total	
PS	0	0	0	0		PS	0	0	7,172,000	7,172,000	
EE	0	0	0	0		EE	0	0	0	0	
PSD	0	0	0	0		PSD	0	0	0	0	
TRF	0	0	0	0		TRF	5,147,000	362,000	1,663,000	7,172,000	
<b>Total</b>	<b>0</b>	<b>0</b>	<b>0</b>	<b>0</b>		<b>Total</b>	<b>5,147,000</b>	<b>362,000</b>	<b>8,835,000</b>	<b>14,344,000</b>	

FTE 0.00 0.00 0.00 0.00

FTE 0.00 0.00 0.00 0.00

<b>Est. Fringe</b>	0	0	0	0
--------------------	---	---	---	---

<b>Est. Fringe</b>	0	0	2,185,308	2,185,308
--------------------	---	---	-----------	-----------

*Note: Fringes budgeted in House Bill 5 except for certain fringes budgeted directly to MoDOT, Highway Patrol, and Conservation.*

*Note: Fringes budgeted in House Bill 5 except for certain fringes budgeted directly to MoDOT, Highway Patrol, and Conservation.*

Other Funds:

Other Funds: Various

**2. THIS REQUEST CAN BE CATEGORIZED AS:**

<input type="checkbox"/> New Legislation	<input type="checkbox"/> New Program	<input type="checkbox"/> Fund Switch
<input type="checkbox"/> Federal Mandate	<input type="checkbox"/> Program Expansion	<input type="checkbox"/> Cost to Continue
<input type="checkbox"/> GR Pick-Up	<input type="checkbox"/> Space Request	<input type="checkbox"/> Equipment Replacement
<input checked="" type="checkbox"/> Pay Plan	<input type="checkbox"/> Other: _____	

**3. WHY IS THIS FUNDING NEEDED? PROVIDE AN EXPLANATION FOR ITEMS CHECKED IN #2. INCLUDE THE FEDERAL OR STATE STATUTORY OR CONSTITUTIONAL AUTHORIZATION FOR THIS PROGRAM.**

To cover all fringes associated with the FY20 pay plan of a 3% pay raise for state employees beginning January 1, 2020.

OASDHI Contributions - \$2,016,000  
 HP OASDHI Transfer - \$139,000  
 OASDHI Transfer - \$ 1,877,000

MOSERS Contributions - \$5,156,000  
 MOSERS Transfer - \$5,156,000



**BENEFITS REPORT 10 FY 20 GOVERNOR REC**

**DECISION ITEM DETAIL**

Budget Unit	FY 2018	FY 2018	FY 2019	FY 2019	FY 2020	FY 2020	FY 2020	FY 2020
Decision Item	ACTUAL	ACTUAL	BUDGET	BUDGET	DEPT REQ	DEPT REQ	GOV REC	GOV REC
Budget Object Class	DOLLAR	FTE	DOLLAR	FTE	DOLLAR	FTE	DOLLAR	FTE
<b>OASDHI CONTRIBUTIONS-TRANSFER</b>								
<b>OASDHI -FY20 Pay Plan - 1300034</b>								
TRANSFERS OUT	0	0.00	0	0.00	0	0.00	1,877,000	0.00
<b>TOTAL - TRF</b>	<b>0</b>	<b>0.00</b>	<b>0</b>	<b>0.00</b>	<b>0</b>	<b>0.00</b>	<b>1,877,000</b>	<b>0.00</b>
<b>GRAND TOTAL</b>	<b>\$0</b>	<b>0.00</b>	<b>\$0</b>	<b>0.00</b>	<b>\$0</b>	<b>0.00</b>	<b>\$1,877,000</b>	<b>0.00</b>
GENERAL REVENUE	\$0	0.00	\$0	0.00	\$0	0.00	\$1,277,000	0.00
FEDERAL FUNDS	\$0	0.00	\$0	0.00	\$0	0.00	\$362,000	0.00
OTHER FUNDS	\$0	0.00	\$0	0.00	\$0	0.00	\$238,000	0.00

**BENEFITS REPORT 10 FY 20 GOVERNOR REC**

**DECISION ITEM DETAIL**

Budget Unit	FY 2018	FY 2018	FY 2019	FY 2019	FY 2020	FY 2020	FY 2020	FY 2020
Decision Item	ACTUAL	ACTUAL	BUDGET	BUDGET	DEPT REQ	DEPT REQ	GOV REC	GOV REC
Budget Object Class	DOLLAR	FTE	DOLLAR	FTE	DOLLAR	FTE	DOLLAR	FTE
<b>HWY PATROL OASDHI-TRANSFER</b>								
<b>OASDHI -FY20 Pay Plan - 1300034</b>								
TRANSFERS OUT	0	0.00	0	0.00	0	0.00	139,000	0.00
<b>TOTAL - TRF</b>	<b>0</b>	<b>0.00</b>	<b>0</b>	<b>0.00</b>	<b>0</b>	<b>0.00</b>	<b>139,000</b>	<b>0.00</b>
<b>GRAND TOTAL</b>	<b>\$0</b>	<b>0.00</b>	<b>\$0</b>	<b>0.00</b>	<b>\$0</b>	<b>0.00</b>	<b>\$139,000</b>	<b>0.00</b>
GENERAL REVENUE	\$0	0.00	\$0	0.00	\$0	0.00	\$0	0.00
FEDERAL FUNDS	\$0	0.00	\$0	0.00	\$0	0.00	\$0	0.00
OTHER FUNDS	\$0	0.00	\$0	0.00	\$0	0.00	\$139,000	0.00

**BENEFITS REPORT 10 FY 20 GOVERNOR REC**

**DECISION ITEM DETAIL**

Budget Unit	FY 2018	FY 2018	FY 2019	FY 2019	FY 2020	FY 2020	FY 2020	FY 2020
Decision Item	ACTUAL	ACTUAL	BUDGET	BUDGET	DEPT REQ	DEPT REQ	GOV REC	GOV REC
Budget Object Class	DOLLAR	FTE	DOLLAR	FTE	DOLLAR	FTE	DOLLAR	FTE
<b>OASDHI CONTRIBUTIONS</b>								
<b>OASDHI -FY20 Pay Plan - 1300034</b>								
BENEFITS	0	0.00	0	0.00	0	0.00	2,016,000	0.00
<b>TOTAL - PS</b>	<b>0</b>	<b>0.00</b>	<b>0</b>	<b>0.00</b>	<b>0</b>	<b>0.00</b>	<b>2,016,000</b>	<b>0.00</b>
<b>GRAND TOTAL</b>	<b>\$0</b>	<b>0.00</b>	<b>\$0</b>	<b>0.00</b>	<b>\$0</b>	<b>0.00</b>	<b>\$2,016,000</b>	<b>0.00</b>
GENERAL REVENUE	\$0	0.00	\$0	0.00	\$0	0.00	\$0	0.00
FEDERAL FUNDS	\$0	0.00	\$0	0.00	\$0	0.00	\$0	0.00
OTHER FUNDS	\$0	0.00	\$0	0.00	\$0	0.00	\$2,016,000	0.00

**BENEFITS REPORT 10 FY 20 GOVERNOR REC**

**DECISION ITEM DETAIL**

Budget Unit	FY 2018	FY 2018	FY 2019	FY 2019	FY 2020	FY 2020	FY 2020	FY 2020
Decision Item	ACTUAL	ACTUAL	BUDGET	BUDGET	DEPT REQ	DEPT REQ	GOV REC	GOV REC
Budget Object Class	DOLLAR	FTE	DOLLAR	FTE	DOLLAR	FTE	DOLLAR	FTE
<b>RETIREMENT SYSTEM-TRANSFER</b>								
<b>MOSERS - FY20 Pay Plan - 1300038</b>								
TRANSFERS OUT	0	0.00	0	0.00	0	0.00	5,156,000	0.00
<b>TOTAL - TRF</b>	<b>0</b>	<b>0.00</b>	<b>0</b>	<b>0.00</b>	<b>0</b>	<b>0.00</b>	<b>5,156,000</b>	<b>0.00</b>
<b>GRAND TOTAL</b>	<b>\$0</b>	<b>0.00</b>	<b>\$0</b>	<b>0.00</b>	<b>\$0</b>	<b>0.00</b>	<b>\$5,156,000</b>	<b>0.00</b>
GENERAL REVENUE	\$0	0.00	\$0	0.00	\$0	0.00	\$3,870,000	0.00
FEDERAL FUNDS	\$0	0.00	\$0	0.00	\$0	0.00	\$0	0.00
OTHER FUNDS	\$0	0.00	\$0	0.00	\$0	0.00	\$1,286,000	0.00

**BENEFITS REPORT 10 FY 20 GOVERNOR REC**

**DECISION ITEM DETAIL**

Budget Unit	FY 2018	FY 2018	FY 2019	FY 2019	FY 2020	FY 2020	FY 2020	FY 2020
Decision Item	ACTUAL	ACTUAL	BUDGET	BUDGET	DEPT REQ	DEPT REQ	GOV REC	GOV REC
Budget Object Class	DOLLAR	FTE	DOLLAR	FTE	DOLLAR	FTE	DOLLAR	FTE
<b>RETIREMENT SYSTEM CONTRIBUTION</b>								
<b>MOSERS - FY20 Pay Plan - 1300038</b>								
BENEFITS	0	0.00	0	0.00	0	0.00	5,156,000	0.00
<b>TOTAL - PS</b>	<b>0</b>	<b>0.00</b>	<b>0</b>	<b>0.00</b>	<b>0</b>	<b>0.00</b>	<b>5,156,000</b>	<b>0.00</b>
<b>GRAND TOTAL</b>	<b>\$0</b>	<b>0.00</b>	<b>\$0</b>	<b>0.00</b>	<b>\$0</b>	<b>0.00</b>	<b>\$5,156,000</b>	<b>0.00</b>
GENERAL REVENUE	\$0	0.00	\$0	0.00	\$0	0.00	\$0	0.00
FEDERAL FUNDS	\$0	0.00	\$0	0.00	\$0	0.00	\$0	0.00
OTHER FUNDS	\$0	0.00	\$0	0.00	\$0	0.00	\$5,156,000	0.00



**NEW DECISION ITEM**

RANK: \_\_\_\_\_ OF \_\_\_\_\_

<b>Office of Administration</b>	<b>Budget Unit</b> <u>various</u>
<b>Division Employee Benefits</b>	
<b>Fringe Increase-FY20 Market Adjustment Pay Plan DI#1300036 &amp; 1300040</b>	<b>HB Section</b> <u>various</u>

**1. AMOUNT OF REQUEST**

	FY 2020 Budget Request				E		FY 2020 Governor's Recommendation				E
	GR	Federal	Other	Total			GR	Federal	Other	Total	
PS	0	0	0	0		PS	0	0	1,323,000	1,323,000	
EE	0	0	0	0		EE	0	0	0	0	
PSD	0	0	0	0		PSD	0	0	0	0	
TRF	0	0	0	0		TRF	788,000	105,000	430,000	1,323,000	
<b>Total</b>	<b>0</b>	<b>0</b>	<b>0</b>	<b>0</b>		<b>Total</b>	<b>788,000</b>	<b>105,000</b>	<b>1,753,000</b>	<b>2,646,000</b>	

FTE 0.00 0.00 0.00 0.00

FTE 0.00 0.00 0.00 0.00

<b>Est. Fringe</b>	0	0	0	0
--------------------	---	---	---	---

<b>Est. Fringe</b>	0	0	403,118	403,118
--------------------	---	---	---------	---------

*Note: Fringes budgeted in House Bill 5 except for certain fringes budgeted directly to MoDOT, Highway Patrol, and Conservation.*

*Note: Fringes budgeted in House Bill 5 except for certain fringes budgeted directly to MoDOT, Highway Patrol, and Conservation.*

Other Funds:

Other Funds: Various

**2. THIS REQUEST CAN BE CATEGORIZED AS:**

<input type="checkbox"/> New Legislation	<input type="checkbox"/> New Program	<input type="checkbox"/> Fund Switch
<input type="checkbox"/> Federal Mandate	<input type="checkbox"/> Program Expansion	<input type="checkbox"/> Cost to Continue
<input type="checkbox"/> GR Pick-Up	<input type="checkbox"/> Space Request	<input type="checkbox"/> Equipment Replacement
<input checked="" type="checkbox"/> Pay Plan	<input type="checkbox"/> Other: _____	

**3. WHY IS THIS FUNDING NEEDED? PROVIDE AN EXPLANATION FOR ITEMS CHECKED IN #2. INCLUDE THE FEDERAL OR STATE STATUTORY OR CONSTITUTIONAL AUTHORIZATION FOR THIS PROGRAM.**

To cover all fringes associated with the FY20 market adjustment pay plan for state employees beginning January 1, 2020.

OASDHI Contributions - \$437,000  
 HP OASDHI Transfer - \$2,000  
 OASDHI Transfer - \$435,000

MOSERS Contributions - \$886,000  
 MOSERS Transfer - \$886,000

**BENEFITS REPORT 10 FY 20 GOVERNOR REC**

**DECISION ITEM DETAIL**

Budget Unit	FY 2018	FY 2018	FY 2019	FY 2019	FY 2020	FY 2020	FY 2020	FY 2020
Decision Item	ACTUAL	ACTUAL	BUDGET	BUDGET	DEPT REQ	DEPT REQ	GOV REC	GOV REC
Budget Object Class	DOLLAR	FTE	DOLLAR	FTE	DOLLAR	FTE	DOLLAR	FTE
<b>OASDHI CONTRIBUTIONS-TRANSFER</b>								
<b>OASDHI - CBIZ Pay Plan - 1300036</b>								
TRANSFERS OUT	0	0.00	0	0.00	0	0.00	435,000	0.00
<b>TOTAL - TRF</b>	<b>0</b>	<b>0.00</b>	<b>0</b>	<b>0.00</b>	<b>0</b>	<b>0.00</b>	<b>435,000</b>	<b>0.00</b>
<b>GRAND TOTAL</b>	<b>\$0</b>	<b>0.00</b>	<b>\$0</b>	<b>0.00</b>	<b>\$0</b>	<b>0.00</b>	<b>\$435,000</b>	<b>0.00</b>
GENERAL REVENUE	\$0	0.00	\$0	0.00	\$0	0.00	\$222,000	0.00
FEDERAL FUNDS	\$0	0.00	\$0	0.00	\$0	0.00	\$105,000	0.00
OTHER FUNDS	\$0	0.00	\$0	0.00	\$0	0.00	\$108,000	0.00



**BENEFITS REPORT 10 FY 20 GOVERNOR REC**

**DECISION ITEM DETAIL**

Budget Unit	FY 2018	FY 2018	FY 2019	FY 2019	FY 2020	FY 2020	FY 2020	FY 2020
Decision Item	ACTUAL	ACTUAL	BUDGET	BUDGET	DEPT REQ	DEPT REQ	GOV REC	GOV REC
Budget Object Class	DOLLAR	FTE	DOLLAR	FTE	DOLLAR	FTE	DOLLAR	FTE
<b>HWY PATROL OASDHI-TRANSFER</b>								
<b>OASDHI - CBIZ Pay Plan - 1300036</b>								
TRANSFERS OUT	0	0.00	0	0.00	0	0.00	2,000	0.00
<b>TOTAL - TRF</b>	<b>0</b>	<b>0.00</b>	<b>0</b>	<b>0.00</b>	<b>0</b>	<b>0.00</b>	<b>2,000</b>	<b>0.00</b>
<b>GRAND TOTAL</b>	<b>\$0</b>	<b>0.00</b>	<b>\$0</b>	<b>0.00</b>	<b>\$0</b>	<b>0.00</b>	<b>\$2,000</b>	<b>0.00</b>
GENERAL REVENUE	\$0	0.00	\$0	0.00	\$0	0.00	\$0	0.00
FEDERAL FUNDS	\$0	0.00	\$0	0.00	\$0	0.00	\$0	0.00
OTHER FUNDS	\$0	0.00	\$0	0.00	\$0	0.00	\$2,000	0.00

**BENEFITS REPORT 10 FY 20 GOVERNOR REC**

**DECISION ITEM DETAIL**

Budget Unit	FY 2018	FY 2018	FY 2019	FY 2019	FY 2020	FY 2020	FY 2020	FY 2020
Decision Item	ACTUAL	ACTUAL	BUDGET	BUDGET	DEPT REQ	DEPT REQ	GOV REC	GOV REC
Budget Object Class	DOLLAR	FTE	DOLLAR	FTE	DOLLAR	FTE	DOLLAR	FTE
<b>OASDHI CONTRIBUTIONS</b>								
<b>OASDHI - CBIZ Pay Plan - 1300036</b>								
BENEFITS	0	0.00	0	0.00	0	0.00	437,000	0.00
<b>TOTAL - PS</b>	<b>0</b>	<b>0.00</b>	<b>0</b>	<b>0.00</b>	<b>0</b>	<b>0.00</b>	<b>437,000</b>	<b>0.00</b>
<b>GRAND TOTAL</b>	<b>\$0</b>	<b>0.00</b>	<b>\$0</b>	<b>0.00</b>	<b>\$0</b>	<b>0.00</b>	<b>\$437,000</b>	<b>0.00</b>
GENERAL REVENUE	\$0	0.00	\$0	0.00	\$0	0.00	\$0	0.00
FEDERAL FUNDS	\$0	0.00	\$0	0.00	\$0	0.00	\$0	0.00
OTHER FUNDS	\$0	0.00	\$0	0.00	\$0	0.00	\$437,000	0.00

**BENEFITS REPORT 10 FY 20 GOVERNOR REC**

**DECISION ITEM DETAIL**

Budget Unit	FY 2018	FY 2018	FY 2019	FY 2019	FY 2020	FY 2020	FY 2020	FY 2020
Decision Item	ACTUAL	ACTUAL	BUDGET	BUDGET	DEPT REQ	DEPT REQ	GOV REC	GOV REC
Budget Object Class	DOLLAR	FTE	DOLLAR	FTE	DOLLAR	FTE	DOLLAR	FTE
<b>RETIREMENT SYSTEM-TRANSFER</b>								
<b>MOSERS - CBIZ Pay Plan - 1300040</b>								
TRANSFERS OUT	0	0.00	0	0.00	0	0.00	886,000	0.00
<b>TOTAL - TRF</b>	<b>0</b>	<b>0.00</b>	<b>0</b>	<b>0.00</b>	<b>0</b>	<b>0.00</b>	<b>886,000</b>	<b>0.00</b>
<b>GRAND TOTAL</b>	<b>\$0</b>	<b>0.00</b>	<b>\$0</b>	<b>0.00</b>	<b>\$0</b>	<b>0.00</b>	<b>\$886,000</b>	<b>0.00</b>
GENERAL REVENUE	\$0	0.00	\$0	0.00	\$0	0.00	\$566,000	0.00
FEDERAL FUNDS	\$0	0.00	\$0	0.00	\$0	0.00	\$0	0.00
OTHER FUNDS	\$0	0.00	\$0	0.00	\$0	0.00	\$320,000	0.00

**BENEFITS REPORT 10 FY 20 GOVERNOR REC**

**DECISION ITEM DETAIL**

Budget Unit	FY 2018	FY 2018	FY 2019	FY 2019	FY 2020	FY 2020	FY 2020	FY 2020
Decision Item	ACTUAL	ACTUAL	BUDGET	BUDGET	DEPT REQ	DEPT REQ	GOV REC	GOV REC
Budget Object Class	DOLLAR	FTE	DOLLAR	FTE	DOLLAR	FTE	DOLLAR	FTE
<b>RETIREMENT SYSTEM CONTRIBUTION</b>								
<b>MOSERS - CBIZ Pay Plan - 1300040</b>								
BENEFITS	0	0.00	0	0.00	0	0.00	886,000	0.00
<b>TOTAL - PS</b>	<b>0</b>	<b>0.00</b>	<b>0</b>	<b>0.00</b>	<b>0</b>	<b>0.00</b>	<b>886,000</b>	<b>0.00</b>
<b>GRAND TOTAL</b>	<b>\$0</b>	<b>0.00</b>	<b>\$0</b>	<b>0.00</b>	<b>\$0</b>	<b>0.00</b>	<b>\$886,000</b>	<b>0.00</b>
GENERAL REVENUE	\$0	0.00	\$0	0.00	\$0	0.00	\$0	0.00
FEDERAL FUNDS	\$0	0.00	\$0	0.00	\$0	0.00	\$0	0.00
OTHER FUNDS	\$0	0.00	\$0	0.00	\$0	0.00	\$886,000	0.00



**CORE DECISION ITEM**

<b>Department</b>	Office of Administration	<b>Budget Unit</b>	32202
<b>Division</b>	Employee Benefits		
<b>Core</b>	OASDHI Contributions Transfer	<b>HB Section</b>	5.450

**1. CORE FINANCIAL SUMMARY**

	FY 2020 Budget Request						FY 2020 Governor's Recommendation				
	GR	Federal	Other	Total	E		GR	Federal	Other	Total	E
PS	0	0	0	0	0	PS	0	0	0	0	
EE	0	0	0	0	0	EE	0	0	0	0	
PSD	0	0	0	0	0	PSD	0	0	0	0	
TRF	77,585,758	31,799,414	44,795,344	154,180,516		TRF	77,585,758	31,799,414	44,771,132	154,156,304	
<b>Total</b>	<b>77,585,758</b>	<b>31,799,414</b>	<b>44,795,344</b>	<b>154,180,516</b>		<b>Total</b>	<b>77,585,758</b>	<b>31,799,414</b>	<b>44,771,132</b>	<b>154,156,304</b>	
<b>FTE</b>	<b>0.00</b>	<b>0.00</b>	<b>0.00</b>	<b>0.00</b>		<b>FTE</b>	<b>0.00</b>	<b>0.00</b>	<b>0.00</b>	<b>0.00</b>	

<b>Est. Fringe</b>	0	0	0	0
--------------------	---	---	---	---

*Note: Fringes budgeted in House Bill 5 except for certain fringes budgeted directly to MoDOT, Highway Patrol, and Conservation.*

<b>Est. Fringe</b>	0	0	0	0
--------------------	---	---	---	---

*Note: Fringes budgeted in House Bill 5 except for certain fringes budgeted directly to MoDOT, Highway Patrol, and Conservation.*

Other Funds: Various -- any funds from which Personal Service is paid.

Other Funds: Various -- any funds from which Personal Service is paid.

**2. CORE DESCRIPTION**

Core funding for the transfer of the state's share of federal Old Age, Survivors, Disability, and Health Insurance (OASDHI) contributions from the various state funds from which salaries of state employees are paid (excluding the Highway Patrol).

The OASDHI wage base is tied to inflation and may increase each calendar year. The tax payable by each employer and employee is typically 6.2% of the wage base. The Medicare tax of 1.45% applies to all taxable wages earned and is paid by both the employee and the employer. There is no wage base for the Medicare tax however, beginning Jan 1, 2013, wages in excess of \$200,000 for individuals or \$250,000 for married filing jointly require an additional 0.9% withholding.

**3. PROGRAM LISTING (list programs included in this core funding)**

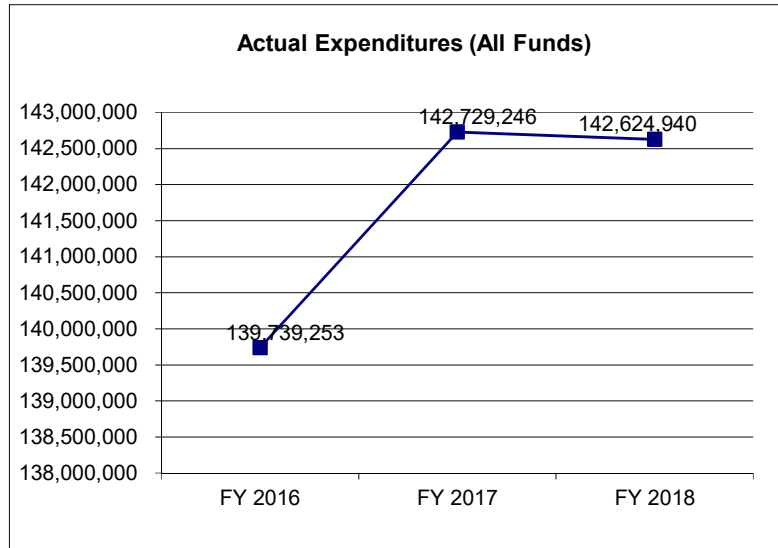
N/A

**CORE DECISION ITEM**

<b>Department</b>	Office of Administration	<b>Budget Unit</b>	32202
<b>Division</b>	Employee Benefits		
<b>Core</b>	OASDHI Contributions Transfer	<b>HB Section</b>	5.450

**4. FINANCIAL HISTORY**

	<b>FY 2016 Actual</b>	<b>FY 2017 Actual</b>	<b>FY 2018 Actual</b>	<b>FY 2019 Current Yr.</b>
Appropriation (All Funds)	150,798,918	153,560,450	153,447,418	156,147,497
Less Reverted (All Funds)	0	0	0	N/A
Less Restricted (All Funds)*	0	0	0	N/A
Budget Authority (All Funds)	150,798,918	153,560,450	153,447,418	N/A
Actual Expenditures (All Funds)	139,739,253	142,729,246	142,624,940	N/A
Unexpended (All Funds)	11,059,665	10,831,204	10,822,478	N/A
Unexpended, by Fund:				
General Revenue	1,892,247	2,246,052	1,790,826	N/A
Federal	3,721,543	4,104,430	4,628,381	N/A
Other	5,445,875	4,480,722	4,403,271	N/A



Reverted includes the statutory three-percent reserve amount (when applicable).

Restricted includes any Governor's Expenditure Restrictions which remained at the end of the fiscal year (when applicable).

**NOTES:**

(1) In FY18 the "E" was removed.

**CORE RECONCILIATION DETAIL**

**STATE**  
**OASDHI CONTRIBUTIONS-TRANSFER**

**5. CORE RECONCILIATION DETAIL**

	Budget Class	FTE	GR	Federal	Other	Total	Explanation
<b>TAFP AFTER VETOES</b>							
	TRF	0.00	77,552,739	32,799,414	45,795,344	156,147,497	
	<b>Total</b>	<b>0.00</b>	<b>77,552,739</b>	<b>32,799,414</b>	<b>45,795,344</b>	<b>156,147,497</b>	
<b>DEPARTMENT CORE ADJUSTMENTS</b>							
Transfer In	1974 T291 TRF	0.00	33,019	0	0	33,019	OASDHI fringe coming from FDMC to Accounting for Consolidation
Core Reduction	1106 T293 TRF	0.00	0	0	(1,000,000)	(1,000,000)	to better reflect actual payments
Core Reduction	1106 T292 TRF	0.00	0	(1,000,000)	0	(1,000,000)	to better reflect actual payments
	<b>NET DEPARTMENT CHANGES</b>	<b>0.00</b>	<b>33,019</b>	<b>(1,000,000)</b>	<b>(1,000,000)</b>	<b>(1,966,981)</b>	
<b>DEPARTMENT CORE REQUEST</b>							
	TRF	0.00	77,585,758	31,799,414	44,795,344	154,180,516	
	<b>Total</b>	<b>0.00</b>	<b>77,585,758</b>	<b>31,799,414</b>	<b>44,795,344</b>	<b>154,180,516</b>	
<b>GOVERNOR'S ADDITIONAL CORE ADJUSTMENTS</b>							
Core Reduction	2235 T293 TRF	0.00	0	0	(24,212)	(24,212)	ECDEC Fund Swap - OASDHI TRF
	<b>NET GOVERNOR CHANGES</b>	<b>0.00</b>	<b>0</b>	<b>0</b>	<b>(24,212)</b>	<b>(24,212)</b>	
<b>GOVERNOR'S RECOMMENDED CORE</b>							
	TRF	0.00	77,585,758	31,799,414	44,771,132	154,156,304	
	<b>Total</b>	<b>0.00</b>	<b>77,585,758</b>	<b>31,799,414</b>	<b>44,771,132</b>	<b>154,156,304</b>	



**BENEFITS REPORT 9 FY 20 GOVERNOR REC**

**DECISION ITEM SUMMARY**

<b>Budget Unit</b>								
<b>Decision Item</b>	<b>FY 2018</b>	<b>FY 2018</b>	<b>FY 2019</b>	<b>FY 2019</b>	<b>FY 2020</b>	<b>FY 2020</b>	<b>FY 2020</b>	<b>FY 2020</b>
<b>Budget Object Summary</b>	<b>ACTUAL</b>	<b>ACTUAL</b>	<b>BUDGET</b>	<b>BUDGET</b>	<b>DEPT REQ</b>	<b>DEPT REQ</b>	<b>GOV REC</b>	<b>GOV REC</b>
<b>Fund</b>	<b>DOLLAR</b>	<b>FTE</b>	<b>DOLLAR</b>	<b>FTE</b>	<b>DOLLAR</b>	<b>FTE</b>	<b>DOLLAR</b>	<b>FTE</b>
<b>OASDHI CONTRIBUTIONS-TRANSFER</b>								
<b>CORE</b>								
<b>FUND TRANSFERS</b>								
GENERAL REVENUE	74,342,174	0.00	77,552,739	0.00	77,585,758	0.00	77,585,758	0.00
VOCATIONAL REHABILITATION	2,015,937	0.00	2,083,619	0.00	2,083,619	0.00	2,083,619	0.00
DEPT ELEM-SEC EDUCATION	521,448	0.00	608,626	0.00	608,626	0.00	608,626	0.00
STATE AUDITOR	53,279	0.00	50,474	0.00	50,474	0.00	50,474	0.00
DEPT HIGHER EDUCATION	1,725	0.00	40,440	0.00	40,440	0.00	40,440	0.00
HUMAN RIGHTS COMMISSION - FED	47,846	0.00	63,665	0.00	63,665	0.00	63,665	0.00
DEPT OF LABOR RELATIONS ADMIN	319,759	0.00	449,929	0.00	449,929	0.00	449,929	0.00
DED-ED PRO-CDBG-ADMINISTRATION	32,442	0.00	61,281	0.00	61,281	0.00	61,281	0.00
MULTIMODAL OPERATIONS FEDERAL	20,496	0.00	21,453	0.00	21,453	0.00	21,453	0.00
DED-ED PROGRAMS-FEDERAL OTHER	0	0.00	1,410	0.00	1,410	0.00	1,410	0.00
DEPARTMENT OF CORRECTIONS	106,158	0.00	139,212	0.00	139,212	0.00	139,212	0.00
DEPT OF REVENUE	10,190	0.00	15,996	0.00	15,996	0.00	15,996	0.00
AGRICULTURE-FEDERAL AND OTHER	117,311	0.00	132,189	0.00	132,189	0.00	132,189	0.00
OA-FEDERAL AND OTHER	9,304	0.00	9,804	0.00	9,804	0.00	9,804	0.00
ATTORNEY GENERAL	170,559	0.00	208,703	0.00	208,703	0.00	208,703	0.00
JUDICIARY - FEDERAL	173,672	0.00	310,913	0.00	310,913	0.00	310,913	0.00
DED COUNCIL ARTS FEDERAL OTHER	17,244	0.00	21,265	0.00	21,265	0.00	21,265	0.00
DEPT NATURAL RESOURCES	953,492	0.00	1,303,877	0.00	1,303,877	0.00	1,303,877	0.00
DHSS-FEDERAL AND OTHER FUNDS	3,252,081	0.00	3,955,488	0.00	3,955,488	0.00	3,955,488	0.00
STATE EMERGENCY MANAGEMENT	117,331	0.00	160,130	0.00	160,130	0.00	160,130	0.00
DEPT MENTAL HEALTH	4,624,619	0.00	5,536,902	0.00	5,336,902	0.00	5,336,902	0.00
DEPT OF TRANSPORT HWY SAFETY	17,559	0.00	24,242	0.00	24,242	0.00	24,242	0.00
NAT ENDOW HUM SV AMER TREAS GR	0	0.00	1,175	0.00	1,175	0.00	1,175	0.00
DEPT PUBLIC SAFETY	244,160	0.00	301,253	0.00	301,253	0.00	301,253	0.00
DIV JOB DEVELOPMENT & TRAINING	916,874	0.00	1,114,835	0.00	1,114,835	0.00	1,114,835	0.00
ELECTION ADMIN IMPROVEMENT	7,141	0.00	19,552	0.00	19,552	0.00	19,552	0.00
OA INFORMATION TECH FED& OTHER	747,017	0.00	869,219	0.00	869,219	0.00	869,219	0.00
DIV OF LABOR STANDARDS FEDERAL	50,122	0.00	55,925	0.00	55,925	0.00	55,925	0.00
ASSISTIVE TECHNOLOGY FEDERAL	11,860	0.00	16,207	0.00	16,207	0.00	16,207	0.00
ADJUTANT GENERAL-FEDERAL	705,709	0.00	769,405	0.00	769,405	0.00	769,405	0.00
DPS-FED-HOMELAND SECURITY	43,626	0.00	137,625	0.00	137,625	0.00	137,625	0.00
FEDERAL DRUG SEIZURE	0	0.00	6	0.00	6	0.00	6	0.00
SEC OF STATE-FEDERAL FUNDS	11,881	0.00	34,598	0.00	34,598	0.00	34,598	0.00

1/17/19 11:03

im\_disummary

**BENEFITS REPORT 9 FY 20 GOVERNOR REC**

**DECISION ITEM SUMMARY**

<b>Budget Unit</b>								
<b>Decision Item</b>	<b>FY 2018</b>	<b>FY 2018</b>	<b>FY 2019</b>	<b>FY 2019</b>	<b>FY 2020</b>	<b>FY 2020</b>	<b>FY 2020</b>	<b>FY 2020</b>
<b>Budget Object Summary</b>	<b>ACTUAL</b>	<b>ACTUAL</b>	<b>BUDGET</b>	<b>BUDGET</b>	<b>DEPT REQ</b>	<b>DEPT REQ</b>	<b>GOV REC</b>	<b>GOV REC</b>
<b>Fund</b>	<b>DOLLAR</b>	<b>FTE</b>	<b>DOLLAR</b>	<b>FTE</b>	<b>DOLLAR</b>	<b>FTE</b>	<b>DOLLAR</b>	<b>FTE</b>
<b>OASDHI CONTRIBUTIONS-TRANSFER</b>								
<b>CORE</b>								
<b>FUND TRANSFERS</b>								
COMMUNITY SERV COMM-FED/OTHER	13,566	0.00	14,600	0.00	14,600	0.00	14,600	0.00
TEMP ASSIST NEEDY FAM FEDERAL	1,474,149	0.00	1,646,269	0.00	1,646,269	0.00	1,646,269	0.00
DEPT OF SOC SERV FEDERAL & OTH	9,405,200	0.00	10,385,096	0.00	10,085,096	0.00	10,085,096	0.00
MISSOURI DISASTER	31,807	0.00	55,388	0.00	55,388	0.00	55,388	0.00
JUSTICE ASSISTANCE GRANT PROGR	20,029	0.00	24,764	0.00	24,764	0.00	24,764	0.00
ENERGY FEDERAL	56,931	0.00	108,712	0.00	108,712	0.00	108,712	0.00
UNEMPLOYMENT COMP ADMIN	1,116,637	0.00	2,045,167	0.00	1,545,167	0.00	1,545,167	0.00
MH INTERAGENCY PAYMENTS	0	0.00	2,784	0.00	2,784	0.00	2,784	0.00
PHARMACY REBATES	0	0.00	258	0.00	258	0.00	258	0.00
THIRD PARTY LIABILITY COLLECT	84,128	0.00	89,503	0.00	89,503	0.00	89,503	0.00
FEDERAL REIMBURSEMENT ALLOWANCE	7,071	0.00	7,715	0.00	7,715	0.00	7,715	0.00
PHARMACY REIMBURSEMENT ALLOWAN	1,934	0.00	2,819	0.00	2,819	0.00	2,819	0.00
STATE TREASURER'S GEN OPERATIO	116,144	0.00	117,402	0.00	117,402	0.00	117,402	0.00
CHILD SUPPORT ENFORCEMENT FUND	214,735	0.00	214,191	0.00	214,191	0.00	214,191	0.00
COMPULSIVE GAMBLER	530	0.00	4,281	0.00	4,281	0.00	4,281	0.00
ELEVATOR SAFETY	30,269	0.00	29,716	0.00	29,716	0.00	29,716	0.00
MO ARTS COUNCIL TRUST	20,148	0.00	26,759	0.00	26,759	0.00	26,759	0.00
COMM FOR DEAF-CERT OF INTERPRE	56	0.00	1,019	0.00	1,019	0.00	1,019	0.00
SEC OF ST TECHNOLOGY TRUST	13,433	0.00	26,662	0.00	26,662	0.00	26,662	0.00
MO AIR EMISSION REDUCTION	69,012	0.00	75,058	0.00	75,058	0.00	75,058	0.00
VW ENV TRUST FUND	0	0.00	58	0.00	58	0.00	58	0.00
MO NAT'L GUARD TRAINING SITE	0	0.00	1,328	0.00	1,328	0.00	1,328	0.00
STATEWIDE COURT AUTOMATION	91,850	0.00	120,369	0.00	120,369	0.00	120,369	0.00
NURSING FAC QUALITY OF CARE	52,554	0.00	86,689	0.00	86,689	0.00	86,689	0.00
DIVISION OF TOURISM SUPPL REV	88,920	0.00	106,021	0.00	106,021	0.00	106,021	0.00
HEALTH INITIATIVES	197,020	0.00	204,596	0.00	204,596	0.00	204,596	0.00
HEALTH ACCESS INCENTIVE	5,498	0.00	11,595	0.00	11,595	0.00	11,595	0.00
GAMING COMMISSION FUND	1,031,890	0.00	1,097,238	0.00	1,097,238	0.00	1,097,238	0.00
MENTAL HEALTH EARNINGS FUND	78,051	0.00	167,293	0.00	167,293	0.00	167,293	0.00
ANIMAL HEALTH LABORATORY FEES	2,319	0.00	5,418	0.00	5,418	0.00	5,418	0.00
MAMMOGRAPHY	4,539	0.00	6,361	0.00	6,361	0.00	6,361	0.00
ANIMAL CARE RESERVE	19,993	0.00	43,602	0.00	43,602	0.00	43,602	0.00
HIGHWAY PATROL INSPECTION	6,392	0.00	10,088	0.00	10,088	0.00	10,088	0.00

1/17/19 11:03

im\_disummary

**BENEFITS REPORT 9 FY 20 GOVERNOR REC**

**DECISION ITEM SUMMARY**

<b>Budget Unit</b>								
<b>Decision Item</b>	<b>FY 2018</b>	<b>FY 2018</b>	<b>FY 2019</b>	<b>FY 2019</b>	<b>FY 2020</b>	<b>FY 2020</b>	<b>FY 2020</b>	<b>FY 2020</b>
<b>Budget Object Summary</b>	<b>ACTUAL</b>	<b>ACTUAL</b>	<b>BUDGET</b>	<b>BUDGET</b>	<b>DEPT REQ</b>	<b>DEPT REQ</b>	<b>GOV REC</b>	<b>GOV REC</b>
<b>Fund</b>	<b>DOLLAR</b>	<b>FTE</b>	<b>DOLLAR</b>	<b>FTE</b>	<b>DOLLAR</b>	<b>FTE</b>	<b>DOLLAR</b>	<b>FTE</b>
<b>OASDHI CONTRIBUTIONS-TRANSFER</b>								
<b>CORE</b>								
<b>FUND TRANSFERS</b>								
MO PUBLIC HEALTH SERVICES	129,383	0.00	140,595	0.00	140,595	0.00	140,595	0.00
LIVESTOCK BRANDS	0	0.00	62	0.00	62	0.00	62	0.00
VETERANS' COMMISSION CI TRUST	301,757	0.00	281,955	0.00	281,955	0.00	281,955	0.00
STATE ROAD	16,136,796	0.00	18,162,607	0.00	17,162,607	0.00	17,162,607	0.00
MISSOURI STATE WATER PATROL	80,188	0.00	124,169	0.00	124,169	0.00	124,169	0.00
CANTEEN FUND	0	0.00	55,000	0.00	55,000	0.00	55,000	0.00
COMMODITY COUNCIL MERCHANISING	3,653	0.00	7,363	0.00	7,363	0.00	7,363	0.00
FEDERAL SURPLUS PROPERTY	43,851	0.00	51,361	0.00	51,361	0.00	51,361	0.00
SP ANIMAL FAC LOAN PROGRAM	4,967	0.00	7,739	0.00	7,739	0.00	7,739	0.00
STATE FAIR FEE	87,189	0.00	125,804	0.00	125,804	0.00	125,804	0.00
STATE PARKS EARNINGS	71,105	0.00	118,868	0.00	118,868	0.00	118,868	0.00
DHE OUT-OF-STATE PROGRM FUND	1,520	0.00	2,472	0.00	2,472	0.00	2,472	0.00
GROUND EMERG MEDICAL TRANSPRT	0	0.00	3,472	0.00	3,472	0.00	3,472	0.00
NATURAL RESOURCES REVOLVING SE	2,730	0.00	5,926	0.00	5,926	0.00	5,926	0.00
HISTORIC PRESERVATION REVOLV	12,011	0.00	14,094	0.00	14,094	0.00	14,094	0.00
MO VETERANS HOMES	3,969,170	0.00	4,315,813	0.00	4,315,813	0.00	4,315,813	0.00
DNR COST ALLOCATION	464,510	0.00	493,098	0.00	493,098	0.00	493,098	0.00
STATE FACILITY MAINT & OPERAT	1,363,833	0.00	1,534,138	0.00	1,534,138	0.00	1,534,138	0.00
DIFP ADMINISTRATIVE	11,727	0.00	15,743	0.00	15,743	0.00	15,743	0.00
OA REVOLVING ADMINISTRATIVE TR	204,763	0.00	239,297	0.00	239,297	0.00	239,297	0.00
WORKING CAPITAL REVOLVING	415,445	0.00	493,382	0.00	493,382	0.00	493,382	0.00
CENTRAL CHECK MAIL SERV REVOLV	833	0.00	1,776	0.00	1,776	0.00	1,776	0.00
INMATE	6,809	0.00	29,816	0.00	29,816	0.00	29,816	0.00
OIL AND GAS RESOURCES FUND	0	0.00	6,595	0.00	6,595	0.00	6,595	0.00
DIV ALCOHOL & TOBACCO CTRL	103,573	0.00	70,026	0.00	70,026	0.00	70,026	0.00
DOSS ADMINISTRATIVE TRUST	0	0.00	44	0.00	44	0.00	44	0.00
STATUTORY REVISION	656	0.00	8,749	0.00	8,749	0.00	8,749	0.00
DED ADMINISTRATIVE	57,048	0.00	81,772	0.00	81,772	0.00	81,772	0.00
DIVISION OF CREDIT UNIONS	73,878	0.00	87,596	0.00	87,596	0.00	87,596	0.00
DIVISION OF FINANCE	530,525	0.00	576,412	0.00	576,412	0.00	576,412	0.00
INSURANCE EXAMINERS FUND	250,623	0.00	257,682	0.00	257,682	0.00	257,682	0.00
NATURAL RESOURCES PROTECTION	15,470	0.00	25,768	0.00	25,768	0.00	25,768	0.00
DEAF RELAY SER & EQ DIST PRGM	12,288	0.00	16,440	0.00	16,440	0.00	16,440	0.00

1/17/19 11:03

im\_disummary

**BENEFITS REPORT 9 FY 20 GOVERNOR REC**

**DECISION ITEM SUMMARY**

<b>Budget Unit</b>								
<b>Decision Item</b>	<b>FY 2018</b>	<b>FY 2018</b>	<b>FY 2019</b>	<b>FY 2019</b>	<b>FY 2020</b>	<b>FY 2020</b>	<b>FY 2020</b>	<b>FY 2020</b>
<b>Budget Object Summary</b>	<b>ACTUAL</b>	<b>ACTUAL</b>	<b>BUDGET</b>	<b>BUDGET</b>	<b>DEPT REQ</b>	<b>DEPT REQ</b>	<b>GOV REC</b>	<b>GOV REC</b>
<b>Fund</b>	<b>DOLLAR</b>	<b>FTE</b>	<b>DOLLAR</b>	<b>FTE</b>	<b>DOLLAR</b>	<b>FTE</b>	<b>DOLLAR</b>	<b>FTE</b>
<b>OASDHI CONTRIBUTIONS-TRANSFER</b>								
<b>CORE</b>								
<b>FUND TRANSFERS</b>								
PROF & PRACT NURSING LOANS	4,045	0.00	7,350	0.00	7,350	0.00	7,350	0.00
INSURANCE DEDICATED FUND	555,604	0.00	660,195	0.00	660,195	0.00	660,195	0.00
NRP-WATER POLLUTION PERMIT FEE	304,374	0.00	286,592	0.00	286,592	0.00	286,592	0.00
SOLID WASTE MGMT-SCRAP TIRE	27,711	0.00	41,307	0.00	41,307	0.00	41,307	0.00
SOLID WASTE MANAGEMENT	130,640	0.00	150,531	0.00	150,531	0.00	150,531	0.00
AQUACULTURE MKTING DEVELOPMENT	0	0.00	503	0.00	503	0.00	503	0.00
METALLIC MINERALS WASTE MGMT	1,782	0.00	3,906	0.00	3,906	0.00	3,906	0.00
LOCAL RECORDS PRESERVATION	35,207	0.00	61,318	0.00	61,318	0.00	61,318	0.00
LIVESTOCK SALES & MARKETS FEES	0	0.00	28	0.00	28	0.00	28	0.00
MANUFACTURED HOUSING FUND	19,001	0.00	23,957	0.00	23,957	0.00	23,957	0.00
NRP-AIR POLLUTION ASBESTOS FEE	19,959	0.00	11,838	0.00	11,838	0.00	11,838	0.00
PETROLEUM STORAGE TANK INS	65,583	0.00	89,182	0.00	89,182	0.00	89,182	0.00
UNDERGROUND STOR TANK REG PROG	4,290	0.00	9,335	0.00	9,335	0.00	9,335	0.00
CHEMICAL EMERGENCY PREPAREDNES	11,000	0.00	14,993	0.00	14,993	0.00	14,993	0.00
MOTOR VEHICLE COMMISSION	46,194	0.00	59,229	0.00	59,229	0.00	59,229	0.00
SERVICES TO VICTIMS	2,588	0.00	7,404	0.00	7,404	0.00	7,404	0.00
NRP-AIR POLLUTION PERMIT FEE	242,201	0.00	316,250	0.00	316,250	0.00	316,250	0.00
MISSOURI ONE START JOB DEVELOPMENT	19,959	0.00	28,667	0.00	28,667	0.00	28,667	0.00
PUBLIC SERVICE COMMISSION	794,345	0.00	843,853	0.00	843,853	0.00	843,853	0.00
CONSERVATION COMMISSION	4,842,658	0.00	5,148,722	0.00	5,148,722	0.00	5,148,722	0.00
PARKS SALES TAX	1,419,067	0.00	1,475,916	0.00	1,475,916	0.00	1,475,916	0.00
SOIL AND WATER SALES TAX	67,073	0.00	95,589	0.00	95,589	0.00	95,589	0.00
DOSS EDUCATIONAL IMPROVEMENT	234,632	0.00	244,366	0.00	244,366	0.00	244,366	0.00
LIVESTOCK DEALER LAW ENF & ADM	0	0.00	100	0.00	100	0.00	100	0.00
HEALTHY FAMILIES TRUST	5,208	0.00	9,752	0.00	9,752	0.00	9,752	0.00
BOARD OF ACCOUNTANCY	21,277	0.00	27,231	0.00	27,231	0.00	27,231	0.00
MERCHANDISE PRACTICES	123,291	0.00	138,408	0.00	138,408	0.00	138,408	0.00
BOARD OF REG FOR HEALING ARTS	120,669	0.00	137,420	0.00	137,420	0.00	137,420	0.00
BOARD OF NURSING	82,136	0.00	89,309	0.00	89,309	0.00	89,309	0.00
BOARD OF PHARMACY	77,701	0.00	89,736	0.00	89,736	0.00	89,736	0.00
MO REAL ESTATE COMMISSION	59,994	0.00	62,755	0.00	62,755	0.00	62,755	0.00
STATE HWYS AND TRANS DEPT	555,163	0.00	649,746	0.00	649,746	0.00	649,746	0.00
MILK INSPECTION FEES	19,817	0.00	24,016	0.00	24,016	0.00	24,016	0.00

1/17/19 11:03

im\_disummary

**BENEFITS REPORT 9 FY 20 GOVERNOR REC**

**DECISION ITEM SUMMARY**

<b>Budget Unit</b>								
<b>Decision Item</b>	<b>FY 2018</b>	<b>FY 2018</b>	<b>FY 2019</b>	<b>FY 2019</b>	<b>FY 2020</b>	<b>FY 2020</b>	<b>FY 2020</b>	<b>FY 2020</b>
<b>Budget Object Summary</b>	<b>ACTUAL</b>	<b>ACTUAL</b>	<b>BUDGET</b>	<b>BUDGET</b>	<b>DEPT REQ</b>	<b>DEPT REQ</b>	<b>GOV REC</b>	<b>GOV REC</b>
<b>Fund</b>	<b>DOLLAR</b>	<b>FTE</b>	<b>DOLLAR</b>	<b>FTE</b>	<b>DOLLAR</b>	<b>FTE</b>	<b>DOLLAR</b>	<b>FTE</b>
<b>OASDHI CONTRIBUTIONS-TRANSFER</b>								
<b>CORE</b>								
<b>FUND TRANSFERS</b>								
DEPT HEALTH & SR SV DOCUMENT	69	0.00	2,901	0.00	2,901	0.00	2,901	0.00
GRAIN INSPECTION FEES	149,179	0.00	154,795	0.00	154,795	0.00	154,795	0.00
PETITION AUDIT REVOLVING TRUST	16,259	0.00	25,447	0.00	25,447	0.00	25,447	0.00
WATER & WASTEWATER LOAN FUND	44,137	0.00	87,547	0.00	87,547	0.00	87,547	0.00
EXCELLENCE IN EDUCATION	35,038	0.00	48,155	0.00	48,155	0.00	48,155	0.00
WORKERS COMPENSATION	574,679	0.00	859,954	0.00	859,954	0.00	859,954	0.00
WORKERS COMP-SECONDR INJURY	146,027	0.00	159,947	0.00	159,947	0.00	159,947	0.00
ENVIRONMENTAL RADIATION MONITR	6,266	0.00	13,238	0.00	13,238	0.00	13,238	0.00
LOTTERY ENTERPRISE	489,998	0.00	522,144	0.00	522,144	0.00	522,144	0.00
DEPT OF HEALTH-DONATED	4,909	0.00	8,505	0.00	8,505	0.00	8,505	0.00
RAILROAD EXPENSE	29,735	0.00	34,434	0.00	34,434	0.00	34,434	0.00
GROUNDWATER PROTECTION	32,070	0.00	37,486	0.00	37,486	0.00	37,486	0.00
PETROLEUM INSPECTION FUND	108,372	0.00	116,104	0.00	116,104	0.00	116,104	0.00
ANTITRUST REVOLVING	17,606	0.00	25,201	0.00	25,201	0.00	25,201	0.00
ENERGY SET-ASIDE PROGRAM	43,832	0.00	51,628	0.00	51,628	0.00	51,628	0.00
MISSOURI LAND SURVEY FUND	48,769	0.00	56,810	0.00	56,810	0.00	56,810	0.00
LEGAL DEFENSE AND DEFENDER	9,872	0.00	13,297	0.00	13,297	0.00	13,297	0.00
CRIMINAL RECORD SYSTEM	286,656	0.00	309,607	0.00	309,607	0.00	309,607	0.00
HIGHWAY PATROL ACADEMY	6,105	0.00	7,919	0.00	7,919	0.00	7,919	0.00
STATE TRANSPORTATION FUND	10,964	0.00	13,039	0.00	13,039	0.00	13,039	0.00
HAZARDOUS WASTE FUND	179,969	0.00	188,172	0.00	188,172	0.00	188,172	0.00
DENTAL BOARD FUND	19,439	0.00	29,702	0.00	29,702	0.00	29,702	0.00
BRD OF ARCH,ENG,LND SUR,LND AR	22,018	0.00	31,253	0.00	31,253	0.00	31,253	0.00
SAFE DRINKING WATER FUND	138,443	0.00	145,964	0.00	145,964	0.00	145,964	0.00
MO OFFICE OF PROSECUTION SERV	16,173	0.00	19,606	0.00	19,606	0.00	19,606	0.00
CRIME VICTIMS COMP FUND	36,194	0.00	34,245	0.00	34,245	0.00	34,245	0.00
AGRICULTURE BUSINESS DEVELOPMT	0	0.00	3,929	0.00	3,929	0.00	3,929	0.00
PROFESSIONAL REGISTRATION FEES	266,791	0.00	283,809	0.00	283,809	0.00	283,809	0.00
CHILDREN'S TRUST	14,977	0.00	22,449	0.00	22,449	0.00	22,449	0.00
HP MTR VEHICLE/AIRCRAFT/WTRCRAFT	0	0.00	46	0.00	46	0.00	46	0.00
OIL AND GAS REMEDIAL	0	0.00	1,043	0.00	1,043	0.00	1,043	0.00
PROP SCHOOL CERT FUND	13,990	0.00	18,056	0.00	18,056	0.00	18,056	0.00
BIODIESEL FUEL REVOLVING	0	0.00	17	0.00	17	0.00	17	0.00

1/17/19 11:03

im\_disummary

**BENEFITS REPORT 9 FY 20 GOVERNOR REC**

**DECISION ITEM SUMMARY**

<b>Budget Unit</b>								
<b>Decision Item</b>	<b>FY 2018</b>	<b>FY 2018</b>	<b>FY 2019</b>	<b>FY 2019</b>	<b>FY 2020</b>	<b>FY 2020</b>	<b>FY 2020</b>	<b>FY 2020</b>
<b>Budget Object Summary</b>	<b>ACTUAL</b>	<b>ACTUAL</b>	<b>BUDGET</b>	<b>BUDGET</b>	<b>DEPT REQ</b>	<b>DEPT REQ</b>	<b>GOV REC</b>	<b>GOV REC</b>
<b>Fund</b>	<b>DOLLAR</b>	<b>FTE</b>	<b>DOLLAR</b>	<b>FTE</b>	<b>DOLLAR</b>	<b>FTE</b>	<b>DOLLAR</b>	<b>FTE</b>
<b>OASDHI CONTRIBUTIONS-TRANSFER</b>								
<b>CORE</b>								
<b>FUND TRANSFERS</b>								
DRUG COURT RESOURCES	13,805	0.00	16,045	0.00	16,045	0.00	16,045	0.00
MO COMM DEAF & HARD OF HEARING	0	0.00	127	0.00	127	0.00	127	0.00
BOILER & PRESSURE VESSELS SAFE	27,996	0.00	28,176	0.00	28,176	0.00	28,176	0.00
MISSOURI PET SPAY/NEUTER	0	0.00	4,613	0.00	4,613	0.00	4,613	0.00
BASIC CIVIL LEGAL SERVICES	6,557	0.00	9,016	0.00	9,016	0.00	9,016	0.00
HIGHWAY PATROL TRAFFIC RECORDS	4,486	0.00	8,313	0.00	8,313	0.00	8,313	0.00
STATE SUPP DOWNTOWN DEVELOPMNT	3,270	0.00	5,252	0.00	5,252	0.00	5,252	0.00
DNA PROFILING ANALYSIS	3,952	0.00	7,877	0.00	7,877	0.00	7,877	0.00
DEP OF REVENUE SPECIALTY PLATE	0	0.00	41	0.00	41	0.00	41	0.00
MISSOURI RX PLAN FUND	26,006	0.00	56,584	0.00	56,584	0.00	56,584	0.00
PUTATIVE FATHER REGISTRY	3,369	0.00	8,644	0.00	8,644	0.00	8,644	0.00
ECON DEVELOP ADVANCEMENT FUND	106,169	0.00	14,775	0.00	14,775	0.00	14,775	0.00
MISSOURI WINE AND GRAPE FUND	21,326	0.00	22,190	0.00	22,190	0.00	22,190	0.00
GEOLOGIC RESOURCES FUND	3,074	0.00	11,284	0.00	11,284	0.00	11,284	0.00
MO EXPLOSIVES SAFETY ACT ADMIN	4,680	0.00	6,421	0.00	6,421	0.00	6,421	0.00
AH COMM ED DUE PROCESS HEARING	3,771	0.00	6,011	0.00	6,011	0.00	6,011	0.00
BOLL WEEVIL SUPPRESS & ERADICAT	195	0.00	1,564	0.00	1,564	0.00	1,564	0.00
ORGAN DONOR PROGRAM	7,243	0.00	7,412	0.00	7,412	0.00	7,412	0.00
INMATE INCAR REIMB ACT REVOLV	3,895	0.00	11,747	0.00	11,747	0.00	11,747	0.00
INVESTOR EDUC & PROTECTION	19,974	0.00	42,085	0.00	42,085	0.00	42,085	0.00
MO OFFICE-PROSECUTION SERVICES	6,038	0.00	4,027	0.00	4,027	0.00	4,027	0.00
JUDICIARY EDUCATION & TRAINING	33,419	0.00	43,534	0.00	43,534	0.00	43,534	0.00
EARLY CHILDHOOD DEV EDU/CARE	22,891	0.00	24,212	0.00	24,212	0.00	0	0.00
ABANDONED FUND ACCOUNT	40,517	0.00	47,928	0.00	47,928	0.00	47,928	0.00
MODEX	6,361	0.00	7,762	0.00	7,762	0.00	7,762	0.00
GUARANTY AGENCY OPERATING	153,253	0.00	60,850	0.00	60,850	0.00	60,850	0.00
ASSISTIVE TECHNOLOGY LOAN REV	2,482	0.00	5,717	0.00	5,717	0.00	5,717	0.00
DRY-CLEANING ENVIRL RESP TRUST	364	0.00	0	0.00	0	0.00	0	0.00
CHILDHOOD LEAD TESTING	197	0.00	3,806	0.00	3,806	0.00	3,806	0.00
NATIONAL GUARD TRUST	79,585	0.00	96,268	0.00	96,268	0.00	96,268	0.00
AGRICULTURE DEVELOPMENT	3,063	0.00	5,362	0.00	5,362	0.00	5,362	0.00
MINED LAND RECLAMATION	22,876	0.00	36,458	0.00	36,458	0.00	36,458	0.00
BABLER STATE PARK	3,993	0.00	7,184	0.00	7,184	0.00	7,184	0.00

1/17/19 11:03

im\_disummary

**BENEFITS REPORT 9 FY 20 GOVERNOR REC**

**DECISION ITEM SUMMARY**

<b>Budget Unit</b>								
<b>Decision Item</b>	<b>FY 2018</b>	<b>FY 2018</b>	<b>FY 2019</b>	<b>FY 2019</b>	<b>FY 2020</b>	<b>FY 2020</b>	<b>FY 2020</b>	<b>FY 2020</b>
<b>Budget Object Summary</b>	<b>ACTUAL</b>	<b>ACTUAL</b>	<b>BUDGET</b>	<b>BUDGET</b>	<b>DEPT REQ</b>	<b>DEPT REQ</b>	<b>GOV REC</b>	<b>GOV REC</b>
<b>Fund</b>	<b>DOLLAR</b>	<b>FTE</b>	<b>DOLLAR</b>	<b>FTE</b>	<b>DOLLAR</b>	<b>FTE</b>	<b>DOLLAR</b>	<b>FTE</b>
<b>OASDHI CONTRIBUTIONS-TRANSFER</b>								
<b>CORE</b>								
FUND TRANSFERS								
INSTITUTION GIFT TRUST	0	0.00	3,782	0.00	3,782	0.00	3,782	0.00
MENTAL HEALTH TRUST	74	0.00	8,431	0.00	8,431	0.00	8,431	0.00
ENERGY FUTURES FUND	11,833	0.00	28,415	0.00	28,415	0.00	28,415	0.00
CIG FIRE SAFE & FIREFIGHTER PR	1,305	0.00	2,223	0.00	2,223	0.00	2,223	0.00
SPECIAL EMPLOYMENT SECURITY	30,318	0.00	43,385	0.00	43,385	0.00	43,385	0.00
AVIATION TRUST FUND	34,685	0.00	39,313	0.00	39,313	0.00	39,313	0.00
UNEMPLOYMENT AUTOMATION	50,544	0.00	127,074	0.00	127,074	0.00	127,074	0.00
AMBULANCE SERVICE REIMB ALLOW	1,332	0.00	2,129	0.00	2,129	0.00	2,129	0.00
AGRICULTURE PROTECTION	339,963	0.00	392,694	0.00	392,694	0.00	392,694	0.00
MINE INSPECTION	2,825	0.00	3,503	0.00	3,503	0.00	3,503	0.00
RECOVERY AUDIT AND COMPLIANCE	0	0.00	19,066	0.00	19,066	0.00	19,066	0.00
LIVSTK FEED CROP LOAN PRGM	0	0.00	901	0.00	901	0.00	901	0.00
MO REVOLVING INFO TECH TRUST	561,425	0.00	552,388	0.00	552,388	0.00	552,388	0.00
TOBACCO CONTROL SPECIAL	0	0.00	3,356	0.00	3,356	0.00	3,356	0.00
MEDICAID PROVIDER ENROLLMENT	0	0.00	6,989	0.00	6,989	0.00	6,989	0.00
TOTAL - TRF	142,624,938	0.00	156,147,497	0.00	154,180,516	0.00	154,156,304	0.00
<b>TOTAL</b>	<b>142,624,938</b>	<b>0.00</b>	<b>156,147,497</b>	<b>0.00</b>	<b>154,180,516</b>	<b>0.00</b>	<b>154,156,304</b>	<b>0.00</b>
<b>ECDEC GR Pickup - 0000019</b>								
FUND TRANSFERS								
GENERAL REVENUE	0	0.00	0	0.00	0	0.00	24,212	0.00
TOTAL - TRF	0	0.00	0	0.00	0	0.00	24,212	0.00
<b>TOTAL</b>	<b>0</b>	<b>0.00</b>	<b>0</b>	<b>0.00</b>	<b>0</b>	<b>0.00</b>	<b>24,212</b>	<b>0.00</b>
<b>OASDHI -FY20 Pay Plan - 1300034</b>								
FUND TRANSFERS								
GENERAL REVENUE	0	0.00	0	0.00	0	0.00	1,277,000	0.00
VOCATIONAL REHABILITATION	0	0.00	0	0.00	0	0.00	32,773	0.00
DEPT ELEM-SEC EDUCATION	0	0.00	0	0.00	0	0.00	10,697	0.00
WORK COMP LABOR STATS FED	0	0.00	0	0.00	0	0.00	86	0.00
STATE AUDITOR	0	0.00	0	0.00	0	0.00	1,003	0.00
HUMAN RIGHTS COMMISSION - FED	0	0.00	0	0.00	0	0.00	777	0.00

1/17/19 11:03

im\_disummary

**BENEFITS REPORT 9 FY 20 GOVERNOR REC**

**DECISION ITEM SUMMARY**

<b>Budget Unit</b>									
<b>Decision Item</b>	<b>FY 2018</b>	<b>FY 2018</b>	<b>FY 2019</b>	<b>FY 2019</b>	<b>FY 2020</b>	<b>FY 2020</b>	<b>FY 2020</b>	<b>FY 2020</b>	
<b>Budget Object Summary</b>	<b>ACTUAL</b>	<b>ACTUAL</b>	<b>BUDGET</b>	<b>BUDGET</b>	<b>DEPT REQ</b>	<b>DEPT REQ</b>	<b>GOV REC</b>	<b>GOV REC</b>	
<b>Fund</b>	<b>DOLLAR</b>	<b>FTE</b>	<b>DOLLAR</b>	<b>FTE</b>	<b>DOLLAR</b>	<b>FTE</b>	<b>DOLLAR</b>	<b>FTE</b>	
<b>OASDHI CONTRIBUTIONS-TRANSFER</b>									
<b>OASDHI -FY20 Pay Plan - 1300034</b>									
FUND TRANSFERS									
DEPT OF LABOR RELATIONS ADMIN	0	0.00	0	0.00	0	0.00	6,753	0.00	
DED-ED PRO-CDBG-ADMINISTRATION	0	0.00	0	0.00	0	0.00	1,166	0.00	
DEPARTMENT OF CORRECTIONS	0	0.00	0	0.00	0	0.00	2,732	0.00	
DEPT OF REVENUE	0	0.00	0	0.00	0	0.00	306	0.00	
AGRICULTURE-FEDERAL AND OTHER	0	0.00	0	0.00	0	0.00	2,366	0.00	
OA-FEDERAL AND OTHER	0	0.00	0	0.00	0	0.00	145	0.00	
ATTORNEY GENERAL	0	0.00	0	0.00	0	0.00	3,509	0.00	
JUDICIARY - FEDERAL	0	0.00	0	0.00	0	0.00	7,826	0.00	
DED COUNCIL ARTS FEDERAL OTHER	0	0.00	0	0.00	0	0.00	397	0.00	
DEPT NATURAL RESOURCES	0	0.00	0	0.00	0	0.00	17,258	0.00	
DHSS-FEDERAL AND OTHER FUNDS	0	0.00	0	0.00	0	0.00	54,121	0.00	
STATE EMERGENCY MANAGEMENT	0	0.00	0	0.00	0	0.00	1,976	0.00	
DEPT MENTAL HEALTH	0	0.00	0	0.00	0	0.00	2,457	0.00	
DEPT PUBLIC SAFETY	0	0.00	0	0.00	0	0.00	7,792	0.00	
DIV JOB DEVELOPMENT & TRAINING	0	0.00	0	0.00	0	0.00	19,941	0.00	
ELECTION ADMIN IMPROVEMENT	0	0.00	0	0.00	0	0.00	315	0.00	
OA INFORMATION TECH FED& OTHER	0	0.00	0	0.00	0	0.00	17,791	0.00	
DIV OF LABOR STANDARDS FEDERAL	0	0.00	0	0.00	0	0.00	1,025	0.00	
ASSISTIVE TECHNOLOGY FEDERAL	0	0.00	0	0.00	0	0.00	269	0.00	
ADJUTANT GENERAL-FEDERAL	0	0.00	0	0.00	0	0.00	13,439	0.00	
LABOR & IND REL-CRIME VICT-FED	0	0.00	0	0.00	0	0.00	67	0.00	
DPS-FED-HOMELAND SECURITY	0	0.00	0	0.00	0	0.00	1,406	0.00	
SEC OF STATE-FEDERAL FUNDS	0	0.00	0	0.00	0	0.00	288	0.00	
COMMUNITY SERV COMM-FED/OTHER	0	0.00	0	0.00	0	0.00	232	0.00	
DEPT OF SOC SERV FEDERAL & OTH	0	0.00	0	0.00	0	0.00	124,594	0.00	
MISSOURI DISASTER	0	0.00	0	0.00	0	0.00	376	0.00	
JUSTICE ASSISTANCE GRANT PROGR	0	0.00	0	0.00	0	0.00	355	0.00	
ENERGY FEDERAL	0	0.00	0	0.00	0	0.00	1,414	0.00	
UNEMPLOYMENT COMP ADMIN	0	0.00	0	0.00	0	0.00	26,348	0.00	
PHARMACY REBATES	0	0.00	0	0.00	0	0.00	270	0.00	
THIRD PARTY LIABILITY COLLECT	0	0.00	0	0.00	0	0.00	813	0.00	
FEDERAL REIMBURSEMENT ALLOWANCE	0	0.00	0	0.00	0	0.00	65	0.00	
PHARMACY REIMBURSEMENT ALLOWAN	0	0.00	0	0.00	0	0.00	17	0.00	

1/17/19 11:03

im\_disummary



**BENEFITS REPORT 9 FY 20 GOVERNOR REC**

**DECISION ITEM SUMMARY**

Budget Unit								
Decision Item	FY 2018	FY 2018	FY 2019	FY 2019	FY 2020	FY 2020	FY 2020	FY 2020
Budget Object Summary	ACTUAL	ACTUAL	BUDGET	BUDGET	DEPT REQ	DEPT REQ	GOV REC	GOV REC
Fund	DOLLAR	FTE	DOLLAR	FTE	DOLLAR	FTE	DOLLAR	FTE
<b>OASDHI CONTRIBUTIONS-TRANSFER</b>								
<b>OASDHI -FY20 Pay Plan - 1300034</b>								
FUND TRANSFERS								
STATE TREASURER'S GEN OPERATIO	0	0.00	0	0.00	0	0.00	1,058	0.00
CHILD SUPPORT ENFORCEMENT FUND	0	0.00	0	0.00	0	0.00	339	0.00
ELEVATOR SAFETY	0	0.00	0	0.00	0	0.00	254	0.00
MO ARTS COUNCIL TRUST	0	0.00	0	0.00	0	0.00	362	0.00
COMM FOR DEAF-CERT OF INTERPRE	0	0.00	0	0.00	0	0.00	3	0.00
SEC OF ST TECHNOLOGY TRUST	0	0.00	0	0.00	0	0.00	242	0.00
MO AIR EMISSION REDUCTION	0	0.00	0	0.00	0	0.00	650	0.00
VW ENV TRUST FUND	0	0.00	0	0.00	0	0.00	68	0.00
MO NAT'L GUARD TRAINING SITE	0	0.00	0	0.00	0	0.00	13	0.00
STATEWIDE COURT AUTOMATION	0	0.00	0	0.00	0	0.00	1,085	0.00
NURSING FAC QUALITY OF CARE	0	0.00	0	0.00	0	0.00	833	0.00
DIVISION OF TOURISM SUPPL REV	0	0.00	0	0.00	0	0.00	1,101	0.00
HEALTH INITIATIVES	0	0.00	0	0.00	0	0.00	1,848	0.00
HEALTH ACCESS INCENTIVE	0	0.00	0	0.00	0	0.00	49	0.00
GAMING COMMISSION FUND	0	0.00	0	0.00	0	0.00	9,824	0.00
MENTAL HEALTH EARNINGS FUND	0	0.00	0	0.00	0	0.00	315	0.00
ANIMAL HEALTH LABORATORY FEES	0	0.00	0	0.00	0	0.00	84	0.00
MAMMOGRAPHY	0	0.00	0	0.00	0	0.00	42	0.00
ANIMAL CARE RESERVE	0	0.00	0	0.00	0	0.00	312	0.00
HIGHWAY PATROL INSPECTION	0	0.00	0	0.00	0	0.00	82	0.00
MO PUBLIC HEALTH SERVICES	0	0.00	0	0.00	0	0.00	1,590	0.00
VETERANS' COMMISSION CI TRUST	0	0.00	0	0.00	0	0.00	3,060	0.00
MISSOURI STATE WATER PATROL	0	0.00	0	0.00	0	0.00	1,211	0.00
CANTEEN FUND	0	0.00	0	0.00	0	0.00	2,227	0.00
COMMODITY COUNCIL MERCHANISING	0	0.00	0	0.00	0	0.00	52	0.00
FEDERAL SURPLUS PROPERTY	0	0.00	0	0.00	0	0.00	543	0.00
SP ANIMAL FAC LOAN PROGRAM	0	0.00	0	0.00	0	0.00	73	0.00
STATE FAIR FEE	0	0.00	0	0.00	0	0.00	912	0.00
STATE PARKS EARNINGS	0	0.00	0	0.00	0	0.00	799	0.00
DHE OUT-OF-STATE PROGRM FUND	0	0.00	0	0.00	0	0.00	25	0.00
GROUND EMERG MEDICAL TRANSPRT	0	0.00	0	0.00	0	0.00	29	0.00
NATURAL RESOURCES REVOLVING SE	0	0.00	0	0.00	0	0.00	38	0.00
AGRI LAND SURVEY REVOLVING SER	0	0.00	0	0.00	0	0.00	112	0.00

1/17/19 11:03

im\_disummary

**BENEFITS REPORT 9 FY 20 GOVERNOR REC**

**DECISION ITEM SUMMARY**

<b>Budget Unit</b>								
<b>Decision Item</b>	<b>FY 2018</b>	<b>FY 2018</b>	<b>FY 2019</b>	<b>FY 2019</b>	<b>FY 2020</b>	<b>FY 2020</b>	<b>FY 2020</b>	<b>FY 2020</b>
<b>Budget Object Summary</b>	<b>ACTUAL</b>	<b>ACTUAL</b>	<b>BUDGET</b>	<b>BUDGET</b>	<b>DEPT REQ</b>	<b>DEPT REQ</b>	<b>GOV REC</b>	<b>GOV REC</b>
<b>Fund</b>	<b>DOLLAR</b>	<b>FTE</b>	<b>DOLLAR</b>	<b>FTE</b>	<b>DOLLAR</b>	<b>FTE</b>	<b>DOLLAR</b>	<b>FTE</b>
<b>OASDHI CONTRIBUTIONS-TRANSFER</b>								
<b>OASDHI -FY20 Pay Plan - 1300034</b>								
FUND TRANSFERS								
HISTORIC PRESERVATION REVOLV	0	0.00	0	0.00	0	0.00	131	0.00
MO VETERANS HOMES	0	0.00	0	0.00	0	0.00	37,318	0.00
INDUSTRIAL HEMP FUND	0	0.00	0	0.00	0	0.00	55	0.00
DNR COST ALLOCATION	0	0.00	0	0.00	0	0.00	4,991	0.00
STATE FACILITY MAINT & OPERAT	0	0.00	0	0.00	0	0.00	12,367	0.00
DIFP ADMINISTRATIVE	0	0.00	0	0.00	0	0.00	161	0.00
OA REVOLVING ADMINISTRATIVE TR	0	0.00	0	0.00	0	0.00	2,437	0.00
WORKING CAPITAL REVOLVING	0	0.00	0	0.00	0	0.00	5,142	0.00
CENTRAL CHECK MAIL SERV REVOLV	0	0.00	0	0.00	0	0.00	8	0.00
INMATE	0	0.00	0	0.00	0	0.00	76	0.00
OIL AND GAS RESOURCES FUND	0	0.00	0	0.00	0	0.00	55	0.00
DIV ALCOHOL & TOBACCO CTRL	0	0.00	0	0.00	0	0.00	1,135	0.00
DOSS ADMINISTRATIVE TRUST	0	0.00	0	0.00	0	0.00	3	0.00
STATUTORY REVISION	0	0.00	0	0.00	0	0.00	57	0.00
DED ADMINISTRATIVE	0	0.00	0	0.00	0	0.00	758	0.00
DIVISION OF CREDIT UNIONS	0	0.00	0	0.00	0	0.00	754	0.00
DIVISION OF FINANCE	0	0.00	0	0.00	0	0.00	5,232	0.00
SOLID WASTE SUBACCOUNT	0	0.00	0	0.00	0	0.00	212	0.00
INSURANCE EXAMINERS FUND	0	0.00	0	0.00	0	0.00	2,203	0.00
NATURAL RESOURCES PROTECTION	0	0.00	0	0.00	0	0.00	190	0.00
DEAF RELAY SER & EQ DIST PRGM	0	0.00	0	0.00	0	0.00	147	0.00
PROF & PRACT NURSING LOANS	0	0.00	0	0.00	0	0.00	50	0.00
INSURANCE DEDICATED FUND	0	0.00	0	0.00	0	0.00	5,940	0.00
NRP-WATER POLLUTION PERMIT FEE	0	0.00	0	0.00	0	0.00	2,806	0.00
SOLID WASTE MGMT-SCRAP TIRE	0	0.00	0	0.00	0	0.00	303	0.00
SOLID WASTE MANAGEMENT	0	0.00	0	0.00	0	0.00	1,379	0.00
METALLIC MINERALS WASTE MGMT	0	0.00	0	0.00	0	0.00	33	0.00
LOCAL RECORDS PRESERVATION	0	0.00	0	0.00	0	0.00	663	0.00
MANUFACTURED HOUSING FUND	0	0.00	0	0.00	0	0.00	230	0.00
NRP-AIR POLLUTION ASBESTOS FEE	0	0.00	0	0.00	0	0.00	183	0.00
PETROLEUM STORAGE TANK INS	0	0.00	0	0.00	0	0.00	846	0.00
UNDERGROUND STOR TANK REG PROG	0	0.00	0	0.00	0	0.00	66	0.00
CHEMICAL EMERGENCY PREPAREDNES	0	0.00	0	0.00	0	0.00	105	0.00

1/17/19 11:03

im\_disummary

**BENEFITS REPORT 9 FY 20 GOVERNOR REC**

**DECISION ITEM SUMMARY**

Budget Unit								
Decision Item	FY 2018	FY 2018	FY 2019	FY 2019	FY 2020	FY 2020	FY 2020	FY 2020
Budget Object Summary	ACTUAL	ACTUAL	BUDGET	BUDGET	DEPT REQ	DEPT REQ	GOV REC	GOV REC
Fund	DOLLAR	FTE	DOLLAR	FTE	DOLLAR	FTE	DOLLAR	FTE
<b>OASDHI CONTRIBUTIONS-TRANSFER</b>								
<b>OASDHI -FY20 Pay Plan - 1300034</b>								
FUND TRANSFERS								
MOTOR VEHICLE COMMISSION	0	0.00	0	0.00	0	0.00	496	0.00
SERVICES TO VICTIMS	0	0.00	0	0.00	0	0.00	46	0.00
NRP-AIR POLLUTION PERMIT FEE	0	0.00	0	0.00	0	0.00	2,341	0.00
MISSOURI ONE START JOB DEVELOPMENT	0	0.00	0	0.00	0	0.00	253	0.00
VET HEALTH AND CARE FUND	0	0.00	0	0.00	0	0.00	1,701	0.00
PUBLIC SERVICE COMMISSION	0	0.00	0	0.00	0	0.00	6,978	0.00
CONSERVATION COMMISSION	0	0.00	0	0.00	0	0.00	47,575	0.00
PARKS SALES TAX	0	0.00	0	0.00	0	0.00	13,276	0.00
SOIL AND WATER SALES TAX	0	0.00	0	0.00	0	0.00	866	0.00
DOSS EDUCATIONAL IMPROVEMENT	0	0.00	0	0.00	0	0.00	2,086	0.00
BOARD OF ACCOUNTANCY	0	0.00	0	0.00	0	0.00	190	0.00
MERCHANDISE PRACTICES	0	0.00	0	0.00	0	0.00	1,091	0.00
BOARD OF REG FOR HEALING ARTS	0	0.00	0	0.00	0	0.00	1,207	0.00
BOARD OF NURSING	0	0.00	0	0.00	0	0.00	815	0.00
BOARD OF PHARMACY	0	0.00	0	0.00	0	0.00	761	0.00
MO REAL ESTATE COMMISSION	0	0.00	0	0.00	0	0.00	615	0.00
MILK INSPECTION FEES	0	0.00	0	0.00	0	0.00	288	0.00
DEPT HEALTH & SR SV DOCUMENT	0	0.00	0	0.00	0	0.00	49	0.00
GRAIN INSPECTION FEES	0	0.00	0	0.00	0	0.00	1,352	0.00
PETITION AUDIT REVOLVING TRUST	0	0.00	0	0.00	0	0.00	554	0.00
WATER & WASTEWATER LOAN FUND	0	0.00	0	0.00	0	0.00	487	0.00
EXCELLENCE IN EDUCATION	0	0.00	0	0.00	0	0.00	511	0.00
WORKERS COMPENSATION	0	0.00	0	0.00	0	0.00	3,711	0.00
WORKERS COMP-SECOND INJURY	0	0.00	0	0.00	0	0.00	1,334	0.00
ENVIRON IMPROVE AUTHORITY	0	0.00	0	0.00	0	0.00	320	0.00
ENVIRONMENTAL RADIATION MONITR	0	0.00	0	0.00	0	0.00	67	0.00
LOTTERY ENTERPRISE	0	0.00	0	0.00	0	0.00	4,584	0.00
DEPT OF HEALTH-DONATED	0	0.00	0	0.00	0	0.00	185	0.00
GROUNDWATER PROTECTION	0	0.00	0	0.00	0	0.00	344	0.00
PETROLEUM INSPECTION FUND	0	0.00	0	0.00	0	0.00	1,070	0.00
ANTITRUST REVOLVING	0	0.00	0	0.00	0	0.00	251	0.00
ENERGY SET-ASIDE PROGRAM	0	0.00	0	0.00	0	0.00	301	0.00
MISSOURI LAND SURVEY FUND	0	0.00	0	0.00	0	0.00	490	0.00

1/17/19 11:03

im\_disummary

**BENEFITS REPORT 9 FY 20 GOVERNOR REC**

**DECISION ITEM SUMMARY**

Budget Unit								
Decision Item	FY 2018	FY 2018	FY 2019	FY 2019	FY 2020	FY 2020	FY 2020	FY 2020
Budget Object Summary	ACTUAL	ACTUAL	BUDGET	BUDGET	DEPT REQ	DEPT REQ	GOV REC	GOV REC
Fund	DOLLAR	FTE	DOLLAR	FTE	DOLLAR	FTE	DOLLAR	FTE
<b>OASDHI CONTRIBUTIONS-TRANSFER</b>								
<b>OASDHI -FY20 Pay Plan - 1300034</b>								
FUND TRANSFERS								
LEGAL DEFENSE AND DEFENDER	0	0.00	0	0.00	0	0.00	87	0.00
CRIMINAL RECORD SYSTEM	0	0.00	0	0.00	0	0.00	2,713	0.00
HIGHWAY PATROL ACADEMY	0	0.00	0	0.00	0	0.00	66	0.00
HAZARDOUS WASTE FUND	0	0.00	0	0.00	0	0.00	1,694	0.00
DENTAL BOARD FUND	0	0.00	0	0.00	0	0.00	233	0.00
BRD OF ARCH,ENG,LND SUR,LND AR	0	0.00	0	0.00	0	0.00	238	0.00
SAFE DRINKING WATER FUND	0	0.00	0	0.00	0	0.00	1,329	0.00
MO OFFICE OF PROSECUTION SERV	0	0.00	0	0.00	0	0.00	209	0.00
CRIME VICTIMS COMP FUND	0	0.00	0	0.00	0	0.00	355	0.00
AGRICULTURE BUSINESS DEVELOPMT	0	0.00	0	0.00	0	0.00	12	0.00
PROFESSIONAL REGISTRATION FEES	0	0.00	0	0.00	0	0.00	2,666	0.00
CHILDREN'S TRUST	0	0.00	0	0.00	0	0.00	180	0.00
HP MTR VEHICLE/AIRCRAFT/WTRCRFT	0	0.00	0	0.00	0	0.00	5	0.00
OIL AND GAS REMEDIAL	0	0.00	0	0.00	0	0.00	5	0.00
PROP SCHOOL CERT FUND	0	0.00	0	0.00	0	0.00	148	0.00
BIODIESEL FUEL REVOLVING	0	0.00	0	0.00	0	0.00	2	0.00
DRUG COURT RESOURCES	0	0.00	0	0.00	0	0.00	138	0.00
MO COMM DEAF & HARD OF HEARING	0	0.00	0	0.00	0	0.00	22	0.00
BOILER & PRESSURE VESSELS SAFE	0	0.00	0	0.00	0	0.00	254	0.00
BASIC CIVIL LEGAL SERVICES	0	0.00	0	0.00	0	0.00	62	0.00
HIGHWAY PATROL TRAFFIC RECORDS	0	0.00	0	0.00	0	0.00	52	0.00
STATE SUPP DOWNTOWN DEVELOPMNT	0	0.00	0	0.00	0	0.00	29	0.00
DNA PROFILING ANALYSIS	0	0.00	0	0.00	0	0.00	42	0.00
DEP OF REVENUE SPECIALTY PLATE	0	0.00	0	0.00	0	0.00	4	0.00
MISSOURI RX PLAN FUND	0	0.00	0	0.00	0	0.00	229	0.00
PUTATIVE FATHER REGISTRY	0	0.00	0	0.00	0	0.00	51	0.00
ECON DEVELOP ADVANCEMENT FUND	0	0.00	0	0.00	0	0.00	66	0.00
MISSOURI WINE AND GRAPE FUND	0	0.00	0	0.00	0	0.00	182	0.00
GEOLOGIC RESOURCES FUND	0	0.00	0	0.00	0	0.00	76	0.00
MO EXPLOSIVES SAFETY ACT ADMIN	0	0.00	0	0.00	0	0.00	57	0.00
MP WRP RENEWABLE WATER PROGRAM	0	0.00	0	0.00	0	0.00	57	0.00
AH COMM ED DUE PROCESS HEARING	0	0.00	0	0.00	0	0.00	49	0.00
BOLL WEEVIL SUPPRESS & ERADICAT	0	0.00	0	0.00	0	0.00	26	0.00

1/17/19 11:03

im\_disummary

**BENEFITS REPORT 9 FY 20 GOVERNOR REC**

**DECISION ITEM SUMMARY**

Budget Unit									
Decision Item	FY 2018	FY 2018	FY 2019	FY 2019	FY 2020	FY 2020	FY 2020	FY 2020	FY 2020
Budget Object Summary	ACTUAL	ACTUAL	BUDGET	BUDGET	DEPT REQ	DEPT REQ	GOV REC	GOV REC	GOV REC
Fund	DOLLAR	FTE	DOLLAR	FTE	DOLLAR	FTE	DOLLAR	FTE	DOLLAR
<b>OASDHI CONTRIBUTIONS-TRANSFER</b>									
<b>OASDHI -FY20 Pay Plan - 1300034</b>									
FUND TRANSFERS									
ORGAN DONOR PROGRAM	0	0.00	0	0.00	0	0.00	75	0.00	0.00
INMATE INCAR REIMB ACT REVOLV	0	0.00	0	0.00	0	0.00	63	0.00	0.00
INVESTOR EDUC & PROTECTION	0	0.00	0	0.00	0	0.00	511	0.00	0.00
MO OFFICE-PROSECUTION SERVICES	0	0.00	0	0.00	0	0.00	61	0.00	0.00
JUDICIARY EDUCATION & TRAINING	0	0.00	0	0.00	0	0.00	389	0.00	0.00
CHARTER PUBLIC SCHOOL REVOLV	0	0.00	0	0.00	0	0.00	30	0.00	0.00
ABANDONED FUND ACCOUNT	0	0.00	0	0.00	0	0.00	386	0.00	0.00
MODEX	0	0.00	0	0.00	0	0.00	58	0.00	0.00
GUARANTY AGENCY OPERATING	0	0.00	0	0.00	0	0.00	505	0.00	0.00
ASSISTIVE TECHNOLOGY LOAN REV	0	0.00	0	0.00	0	0.00	34	0.00	0.00
CHILDHOOD LEAD TESTING	0	0.00	0	0.00	0	0.00	11	0.00	0.00
NATIONAL GUARD TRUST	0	0.00	0	0.00	0	0.00	836	0.00	0.00
AGRICULTURE DEVELOPMENT	0	0.00	0	0.00	0	0.00	49	0.00	0.00
MINED LAND RECLAMATION	0	0.00	0	0.00	0	0.00	263	0.00	0.00
BABLER STATE PARK	0	0.00	0	0.00	0	0.00	36	0.00	0.00
MENTAL HEALTH TRUST	0	0.00	0	0.00	0	0.00	290	0.00	0.00
ENERGY FUTURES FUND	0	0.00	0	0.00	0	0.00	200	0.00	0.00
CIG FIRE SAFE & FIREFIGHTER PR	0	0.00	0	0.00	0	0.00	13	0.00	0.00
SPECIAL EMPLOYMENT SECURITY	0	0.00	0	0.00	0	0.00	363	0.00	0.00
UNEMPLOYMENT AUTOMATION	0	0.00	0	0.00	0	0.00	725	0.00	0.00
AMBULANCE SERVICE REIMB ALLOW	0	0.00	0	0.00	0	0.00	12	0.00	0.00
AGRICULTURE PROTECTION	0	0.00	0	0.00	0	0.00	3,384	0.00	0.00
MINE INSPECTION	0	0.00	0	0.00	0	0.00	31	0.00	0.00
LIVSTK FEED CROP LOAN PRGM	0	0.00	0	0.00	0	0.00	7	0.00	0.00
MO REVOLVING INFO TECH TRUST	0	0.00	0	0.00	0	0.00	5,613	0.00	0.00
TOBACCO CONTROL SPECIAL	0	0.00	0	0.00	0	0.00	28	0.00	0.00
MEDICAID PROVIDER ENROLLMENT	0	0.00	0	0.00	0	0.00	58	0.00	0.00
TOTAL - TRF	0	0.00	0	0.00	0	0.00	1,877,000	0.00	0.00
<b>TOTAL</b>	<b>0</b>	<b>0.00</b>	<b>0</b>	<b>0.00</b>	<b>0</b>	<b>0.00</b>	<b>1,877,000</b>	<b>0.00</b>	<b>0.00</b>

1/17/19 11:03

im\_disummary

**BENEFITS REPORT 9 FY 20 GOVERNOR REC**

**DECISION ITEM SUMMARY**

Budget Unit								
Decision Item	FY 2018	FY 2018	FY 2019	FY 2019	FY 2020	FY 2020	FY 2020	FY 2020
Budget Object Summary	ACTUAL	ACTUAL	BUDGET	BUDGET	DEPT REQ	DEPT REQ	GOV REC	GOV REC
Fund	DOLLAR	FTE	DOLLAR	FTE	DOLLAR	FTE	DOLLAR	FTE
<b>OASDHI CONTRIBUTIONS-TRANSFER</b>								
<b>OASDHI FY19 CTC Pay Plan - 1300035</b>								
FUND TRANSFERS								
GENERAL REVENUE	0	0.00	0	0.00	0	0.00	574,000	0.00
VOCATIONAL REHABILITATION	0	0.00	0	0.00	0	0.00	17,272	0.00
DEPT ELEM-SEC EDUCATION	0	0.00	0	0.00	0	0.00	9,021	0.00
WORK COMP LABOR STATS FED	0	0.00	0	0.00	0	0.00	52	0.00
STATE AUDITOR	0	0.00	0	0.00	0	0.00	401	0.00
HUMAN RIGHTS COMMISSION - FED	0	0.00	0	0.00	0	0.00	200	0.00
DEPT OF LABOR RELATIONS ADMIN	0	0.00	0	0.00	0	0.00	3,309	0.00
DED-ED PRO-CDBG-ADMINISTRATION	0	0.00	0	0.00	0	0.00	487	0.00
MULTIMODAL OPERATIONS FEDERAL	0	0.00	0	0.00	0	0.00	181	0.00
DEPARTMENT OF CORRECTIONS	0	0.00	0	0.00	0	0.00	1,120	0.00
DEPT OF REVENUE	0	0.00	0	0.00	0	0.00	164	0.00
AGRICULTURE-FEDERAL AND OTHER	0	0.00	0	0.00	0	0.00	1,284	0.00
OA-FEDERAL AND OTHER	0	0.00	0	0.00	0	0.00	62	0.00
ATTORNEY GENERAL	0	0.00	0	0.00	0	0.00	1,853	0.00
DED COUNCIL ARTS FEDERAL OTHER	0	0.00	0	0.00	0	0.00	156	0.00
DEPT NATURAL RESOURCES	0	0.00	0	0.00	0	0.00	8,882	0.00
DHSS-FEDERAL AND OTHER FUNDS	0	0.00	0	0.00	0	0.00	26,126	0.00
STATE EMERGENCY MANAGEMENT	0	0.00	0	0.00	0	0.00	937	0.00
DEPT MENTAL HEALTH	0	0.00	0	0.00	0	0.00	60,596	0.00
DEPT OF TRANSPORT HWY SAFETY	0	0.00	0	0.00	0	0.00	216	0.00
DEPT PUBLIC SAFETY	0	0.00	0	0.00	0	0.00	218	0.00
DIV JOB DEVELOPMENT & TRAINING	0	0.00	0	0.00	0	0.00	11,780	0.00
ELECTION ADMIN IMPROVEMENT	0	0.00	0	0.00	0	0.00	156	0.00
OA INFORMATION TECH FED& OTHER	0	0.00	0	0.00	0	0.00	6,398	0.00
DIV OF LABOR STANDARDS FEDERAL	0	0.00	0	0.00	0	0.00	478	0.00
ASSISTIVE TECHNOLOGY FEDERAL	0	0.00	0	0.00	0	0.00	117	0.00
ADJUTANT GENERAL-FEDERAL	0	0.00	0	0.00	0	0.00	8,611	0.00
DPS-FED-HOMELAND SECURITY	0	0.00	0	0.00	0	0.00	544	0.00
SEC OF STATE-FEDERAL FUNDS	0	0.00	0	0.00	0	0.00	177	0.00
COMMUNITY SERV COMM-FED/OTHER	0	0.00	0	0.00	0	0.00	130	0.00
TEMP ASSIST NEEDY FAM FEDERAL	0	0.00	0	0.00	0	0.00	19,454	0.00
DEPT OF SOC SERV FEDERAL & OTH	0	0.00	0	0.00	0	0.00	99,835	0.00
MISSOURI DISASTER	0	0.00	0	0.00	0	0.00	156	0.00

1/17/19 11:03

im\_disummary

**BENEFITS REPORT 9 FY 20 GOVERNOR REC**

**DECISION ITEM SUMMARY**

Budget Unit								
Decision Item	FY 2018	FY 2018	FY 2019	FY 2019	FY 2020	FY 2020	FY 2020	FY 2020
Budget Object Summary	ACTUAL	ACTUAL	BUDGET	BUDGET	DEPT REQ	DEPT REQ	GOV REC	GOV REC
Fund	DOLLAR	FTE	DOLLAR	FTE	DOLLAR	FTE	DOLLAR	FTE
<b>OASDHI CONTRIBUTIONS-TRANSFER</b>								
<b>OASDHI FY19 CTC Pay Plan - 1300035</b>								
FUND TRANSFERS								
JUSTICE ASSISTANCE GRANT PROGR	0	0.00	0	0.00	0	0.00	196	0.00
ENERGY FEDERAL	0	0.00	0	0.00	0	0.00	653	0.00
UNEMPLOYMENT COMP ADMIN	0	0.00	0	0.00	0	0.00	13,778	0.00
PHARMACY REBATES	0	0.00	0	0.00	0	0.00	193	0.00
THIRD PARTY LIABILITY COLLECT	0	0.00	0	0.00	0	0.00	511	0.00
FEDERAL REIMBURSEMENT ALLOWANCE	0	0.00	0	0.00	0	0.00	45	0.00
PHARMACY REIMBURSEMENT ALLOWAN	0	0.00	0	0.00	0	0.00	10	0.00
STATE TREASURER'S GEN OPERATIO	0	0.00	0	0.00	0	0.00	650	0.00
CHILD SUPPORT ENFORCEMENT FUND	0	0.00	0	0.00	0	0.00	3,956	0.00
ELEVATOR SAFETY	0	0.00	0	0.00	0	0.00	166	0.00
MO ARTS COUNCIL TRUST	0	0.00	0	0.00	0	0.00	192	0.00
SEC OF ST TECHNOLOGY TRUST	0	0.00	0	0.00	0	0.00	159	0.00
MO AIR EMISSION REDUCTION	0	0.00	0	0.00	0	0.00	460	0.00
VW ENV TRUST FUND	0	0.00	0	0.00	0	0.00	44	0.00
MO NAT'L GUARD TRAINING SITE	0	0.00	0	0.00	0	0.00	18	0.00
NURSING FAC QUALITY OF CARE	0	0.00	0	0.00	0	0.00	581	0.00
DIVISION OF TOURISM SUPPL REV	0	0.00	0	0.00	0	0.00	790	0.00
HEALTH INITIATIVES	0	0.00	0	0.00	0	0.00	1,606	0.00
HEALTH ACCESS INCENTIVE	0	0.00	0	0.00	0	0.00	22	0.00
GAMING COMMISSION FUND	0	0.00	0	0.00	0	0.00	2,234	0.00
MENTAL HEALTH EARNINGS FUND	0	0.00	0	0.00	0	0.00	139	0.00
ANIMAL HEALTH LABORATORY FEES	0	0.00	0	0.00	0	0.00	43	0.00
MAMMOGRAPHY	0	0.00	0	0.00	0	0.00	35	0.00
ANIMAL CARE RESERVE	0	0.00	0	0.00	0	0.00	156	0.00
MO PUBLIC HEALTH SERVICES	0	0.00	0	0.00	0	0.00	1,082	0.00
VETERANS' COMMISSION CI TRUST	0	0.00	0	0.00	0	0.00	2,439	0.00
STATE ROAD	0	0.00	0	0.00	0	0.00	110,592	0.00
CANTEEN FUND	0	0.00	0	0.00	0	0.00	378	0.00
COMMODITY COUNCIL MERCHANISING	0	0.00	0	0.00	0	0.00	45	0.00
FEDERAL SURPLUS PROPERTY	0	0.00	0	0.00	0	0.00	418	0.00
SP ANIMAL FAC LOAN PROGRAM	0	0.00	0	0.00	0	0.00	60	0.00
STATE FAIR FEE	0	0.00	0	0.00	0	0.00	929	0.00
STATE PARKS EARNINGS	0	0.00	0	0.00	0	0.00	594	0.00

1/17/19 11:03

im\_disummary

**BENEFITS REPORT 9 FY 20 GOVERNOR REC**

**DECISION ITEM SUMMARY**

Budget Unit								
Decision Item	FY 2018	FY 2018	FY 2019	FY 2019	FY 2020	FY 2020	FY 2020	FY 2020
Budget Object Summary	ACTUAL	ACTUAL	BUDGET	BUDGET	DEPT REQ	DEPT REQ	GOV REC	GOV REC
Fund	DOLLAR	FTE	DOLLAR	FTE	DOLLAR	FTE	DOLLAR	FTE
<b>OASDHI CONTRIBUTIONS-TRANSFER</b>								
<b>OASDHI FY19 CTC Pay Plan - 1300035</b>								
FUND TRANSFERS								
DHE OUT-OF-STATE PROGRM FUND	0	0.00	0	0.00	0	0.00	20	0.00
GROUND EMERG MEDICAL TRANSPRT	0	0.00	0	0.00	0	0.00	20	0.00
NATURAL RESOURCES REVOLVING SE	0	0.00	0	0.00	0	0.00	30	0.00
HISTORIC PRESERVATION REVOLV	0	0.00	0	0.00	0	0.00	95	0.00
MO VETERANS HOMES	0	0.00	0	0.00	0	0.00	33,736	0.00
DNR COST ALLOCATION	0	0.00	0	0.00	0	0.00	3,361	0.00
STATE FACILITY MAINT & OPERAT	0	0.00	0	0.00	0	0.00	10,347	0.00
DIFP ADMINISTRATIVE	0	0.00	0	0.00	0	0.00	116	0.00
OA REVOLVING ADMINISTRATIVE TR	0	0.00	0	0.00	0	0.00	2,039	0.00
WORKING CAPITAL REVOLVING	0	0.00	0	0.00	0	0.00	4,437	0.00
CENTRAL CHECK MAIL SERV REVOLV	0	0.00	0	0.00	0	0.00	10	0.00
INMATE	0	0.00	0	0.00	0	0.00	60	0.00
OIL AND GAS RESOURCES FUND	0	0.00	0	0.00	0	0.00	40	0.00
DIV ALCOHOL & TOBACCO CTRL	0	0.00	0	0.00	0	0.00	706	0.00
DOSS ADMINISTRATIVE TRUST	0	0.00	0	0.00	0	0.00	2	0.00
STATUTORY REVISION	0	0.00	0	0.00	0	0.00	46	0.00
DED ADMINISTRATIVE	0	0.00	0	0.00	0	0.00	486	0.00
DIVISION OF CREDIT UNIONS	0	0.00	0	0.00	0	0.00	361	0.00
DIVISION OF FINANCE	0	0.00	0	0.00	0	0.00	2,553	0.00
INSURANCE EXAMINERS FUND	0	0.00	0	0.00	0	0.00	1,007	0.00
NATURAL RESOURCES PROTECTION	0	0.00	0	0.00	0	0.00	145	0.00
DEAF RELAY SER & EQ DIST PRGM	0	0.00	0	0.00	0	0.00	100	0.00
PROF & PRACT NURSING LOANS	0	0.00	0	0.00	0	0.00	40	0.00
INSURANCE DEDICATED FUND	0	0.00	0	0.00	0	0.00	3,690	0.00
NRP-WATER POLLUTION PERMIT FEE	0	0.00	0	0.00	0	0.00	1,911	0.00
SOLID WASTE MGMT-SCRAP TIRE	0	0.00	0	0.00	0	0.00	215	0.00
SOLID WASTE MANAGEMENT	0	0.00	0	0.00	0	0.00	929	0.00
METALLIC MINERALS WASTE MGMT	0	0.00	0	0.00	0	0.00	24	0.00
LOCAL RECORDS PRESERVATION	0	0.00	0	0.00	0	0.00	504	0.00
MANUFACTURED HOUSING FUND	0	0.00	0	0.00	0	0.00	159	0.00
NRP-AIR POLLUTION ASBESTOS FEE	0	0.00	0	0.00	0	0.00	148	0.00
PETROLEUM STORAGE TANK INS	0	0.00	0	0.00	0	0.00	417	0.00
UNDERGROUND STOR TANK REG PROG	0	0.00	0	0.00	0	0.00	52	0.00

1/17/19 11:03

im\_disummary



**BENEFITS REPORT 9 FY 20 GOVERNOR REC**

**DECISION ITEM SUMMARY**

Budget Unit								
Decision Item	FY 2018	FY 2018	FY 2019	FY 2019	FY 2020	FY 2020	FY 2020	FY 2020
Budget Object Summary	ACTUAL	ACTUAL	BUDGET	BUDGET	DEPT REQ	DEPT REQ	GOV REC	GOV REC
Fund	DOLLAR	FTE	DOLLAR	FTE	DOLLAR	FTE	DOLLAR	FTE
<b>OASDHI CONTRIBUTIONS-TRANSFER</b>								
<b>OASDHI FY19 CTC Pay Plan - 1300035</b>								
FUND TRANSFERS								
CHEMICAL EMERGENCY PREPAREDNES	0	0.00	0	0.00	0	0.00	80	0.00
MOTOR VEHICLE COMMISSION	0	0.00	0	0.00	0	0.00	438	0.00
SERVICES TO VICTIMS	0	0.00	0	0.00	0	0.00	20	0.00
NRP-AIR POLLUTION PERMIT FEE	0	0.00	0	0.00	0	0.00	1,624	0.00
MISSOURI ONE START JOB DEVELOPMENT	0	0.00	0	0.00	0	0.00	166	0.00
PUBLIC SERVICE COMMISSION	0	0.00	0	0.00	0	0.00	3,926	0.00
CONSERVATION COMMISSION	0	0.00	0	0.00	0	0.00	36,853	0.00
PARKS SALES TAX	0	0.00	0	0.00	0	0.00	12,045	0.00
SOIL AND WATER SALES TAX	0	0.00	0	0.00	0	0.00	570	0.00
DOSS EDUCATIONAL IMPROVEMENT	0	0.00	0	0.00	0	0.00	1,650	0.00
BOARD OF ACCOUNTANCY	0	0.00	0	0.00	0	0.00	149	0.00
MERCHANDISE PRACTICES	0	0.00	0	0.00	0	0.00	791	0.00
BOARD OF REG FOR HEALING ARTS	0	0.00	0	0.00	0	0.00	935	0.00
BOARD OF NURSING	0	0.00	0	0.00	0	0.00	572	0.00
BOARD OF PHARMACY	0	0.00	0	0.00	0	0.00	152	0.00
MO REAL ESTATE COMMISSION	0	0.00	0	0.00	0	0.00	507	0.00
STATE HWYS AND TRANS DEPT	0	0.00	0	0.00	0	0.00	4,926	0.00
MILK INSPECTION FEES	0	0.00	0	0.00	0	0.00	161	0.00
DEPT HEALTH & SR SV DOCUMENT	0	0.00	0	0.00	0	0.00	130	0.00
GRAIN INSPECTION FEES	0	0.00	0	0.00	0	0.00	1,266	0.00
PETITION AUDIT REVOLVING TRUST	0	0.00	0	0.00	0	0.00	373	0.00
WATER & WASTEWATER LOAN FUND	0	0.00	0	0.00	0	0.00	309	0.00
EXCELLENCE IN EDUCATION	0	0.00	0	0.00	0	0.00	234	0.00
WORKERS COMPENSATION	0	0.00	0	0.00	0	0.00	2,673	0.00
WORKERS COMP-SECOND INJURY	0	0.00	0	0.00	0	0.00	983	0.00
ENVIRON IMPROVE AUTHORITY	0	0.00	0	0.00	0	0.00	174	0.00
ENVIRONMENTAL RADIATION MONITR	0	0.00	0	0.00	0	0.00	21	0.00
LOTTERY ENTERPRISE	0	0.00	0	0.00	0	0.00	3,130	0.00
DEPT OF HEALTH-DONATED	0	0.00	0	0.00	0	0.00	81	0.00
RAILROAD EXPENSE	0	0.00	0	0.00	0	0.00	186	0.00
GROUNDWATER PROTECTION	0	0.00	0	0.00	0	0.00	275	0.00
PETROLEUM INSPECTION FUND	0	0.00	0	0.00	0	0.00	817	0.00
ANTITRUST REVOLVING	0	0.00	0	0.00	0	0.00	139	0.00

1/17/19 11:03

im\_disummary

**BENEFITS REPORT 9 FY 20 GOVERNOR REC**

**DECISION ITEM SUMMARY**

Budget Unit								
Decision Item	FY 2018	FY 2018	FY 2019	FY 2019	FY 2020	FY 2020	FY 2020	FY 2020
Budget Object Summary	ACTUAL	ACTUAL	BUDGET	BUDGET	DEPT REQ	DEPT REQ	GOV REC	GOV REC
Fund	DOLLAR	FTE	DOLLAR	FTE	DOLLAR	FTE	DOLLAR	FTE
<b>OASDHI CONTRIBUTIONS-TRANSFER</b>								
<b>OASDHI FY19 CTC Pay Plan - 1300035</b>								
FUND TRANSFERS								
ENERGY SET-ASIDE PROGRAM	0	0.00	0	0.00	0	0.00	190	0.00
MISSOURI LAND SURVEY FUND	0	0.00	0	0.00	0	0.00	344	0.00
LEGAL DEFENSE AND DEFENDER	0	0.00	0	0.00	0	0.00	47	0.00
STATE TRANSPORTATION FUND	0	0.00	0	0.00	0	0.00	62	0.00
HAZARDOUS WASTE FUND	0	0.00	0	0.00	0	0.00	1,084	0.00
DENTAL BOARD FUND	0	0.00	0	0.00	0	0.00	170	0.00
BRD OF ARCH,ENG,LND SUR,LND AR	0	0.00	0	0.00	0	0.00	179	0.00
SAFE DRINKING WATER FUND	0	0.00	0	0.00	0	0.00	988	0.00
MO OFFICE OF PROSECUTION SERV	0	0.00	0	0.00	0	0.00	114	0.00
CRIME VICTIMS COMP FUND	0	0.00	0	0.00	0	0.00	273	0.00
AGRICULTURE BUSINESS DEVELOPMT	0	0.00	0	0.00	0	0.00	11	0.00
PROFESSIONAL REGISTRATION FEES	0	0.00	0	0.00	0	0.00	1,972	0.00
CHILDREN'S TRUST	0	0.00	0	0.00	0	0.00	103	0.00
OIL AND GAS REMEDIAL	0	0.00	0	0.00	0	0.00	3	0.00
PROP SCHOOL CERT FUND	0	0.00	0	0.00	0	0.00	102	0.00
BIODIESEL FUEL REVOLVING	0	0.00	0	0.00	0	0.00	1	0.00
BOILER & PRESSURE VESSELS SAFE	0	0.00	0	0.00	0	0.00	166	0.00
STATE SUPP DOWNTOWN DEVELOPMNT	0	0.00	0	0.00	0	0.00	20	0.00
DEP OF REVENUE SPECIALTY PLATE	0	0.00	0	0.00	0	0.00	2	0.00
MISSOURI RX PLAN FUND	0	0.00	0	0.00	0	0.00	166	0.00
PUTATIVE FATHER REGISTRY	0	0.00	0	0.00	0	0.00	60	0.00
ECON DEVELOP ADVANCEMENT FUND	0	0.00	0	0.00	0	0.00	51	0.00
MISSOURI WINE AND GRAPE FUND	0	0.00	0	0.00	0	0.00	109	0.00
GEOLOGIC RESOURCES FUND	0	0.00	0	0.00	0	0.00	45	0.00
MO EXPLOSIVES SAFETY ACT ADMIN	0	0.00	0	0.00	0	0.00	47	0.00
AH COMM ED DUE PROCESS HEARING	0	0.00	0	0.00	0	0.00	22	0.00
BOLL WEEVIL SUPPRESS & ERADICAT	0	0.00	0	0.00	0	0.00	20	0.00
ORGAN DONOR PROGRAM	0	0.00	0	0.00	0	0.00	33	0.00
INMATE INCAR REIMB ACT REVOLV	0	0.00	0	0.00	0	0.00	60	0.00
INVESTOR EDUC & PROTECTION	0	0.00	0	0.00	0	0.00	349	0.00
MO OFFICE-PROSECUTION SERVICES	0	0.00	0	0.00	0	0.00	20	0.00
ABANDONED FUND ACCOUNT	0	0.00	0	0.00	0	0.00	345	0.00
MODEX	0	0.00	0	0.00	0	0.00	26	0.00

1/17/19 11:03

im\_disummary

**BENEFITS REPORT 9 FY 20 GOVERNOR REC**

**DECISION ITEM SUMMARY**

Budget Unit								
Decision Item	FY 2018	FY 2018	FY 2019	FY 2019	FY 2020	FY 2020	FY 2020	FY 2020
Budget Object Summary	ACTUAL	ACTUAL	BUDGET	BUDGET	DEPT REQ	DEPT REQ	GOV REC	GOV REC
Fund	DOLLAR	FTE	DOLLAR	FTE	DOLLAR	FTE	DOLLAR	FTE
<b>OASDHI CONTRIBUTIONS-TRANSFER</b>								
<b>OASDHI FY19 CTC Pay Plan - 1300035</b>								
FUND TRANSFERS								
GUARANTY AGENCY OPERATING	0	0.00	0	0.00	0	0.00	408	0.00
ASSISTIVE TECHNOLOGY LOAN REV	0	0.00	0	0.00	0	0.00	20	0.00
CHILDHOOD LEAD TESTING	0	0.00	0	0.00	0	0.00	10	0.00
NATIONAL GUARD TRUST	0	0.00	0	0.00	0	0.00	844	0.00
AGRICULTURE DEVELOPMENT	0	0.00	0	0.00	0	0.00	32	0.00
MINED LAND RECLAMATION	0	0.00	0	0.00	0	0.00	203	0.00
BABLER STATE PARK	0	0.00	0	0.00	0	0.00	40	0.00
MENTAL HEALTH TRUST	0	0.00	0	0.00	0	0.00	171	0.00
ENERGY FUTURES FUND	0	0.00	0	0.00	0	0.00	115	0.00
CIG FIRE SAFE & FIREFIGHTER PR	0	0.00	0	0.00	0	0.00	6	0.00
SPECIAL EMPLOYMENT SECURITY	0	0.00	0	0.00	0	0.00	298	0.00
AVIATION TRUST FUND	0	0.00	0	0.00	0	0.00	183	0.00
UNEMPLOYMENT AUTOMATION	0	0.00	0	0.00	0	0.00	139	0.00
AMBULANCE SERVICE REIMB ALLOW	0	0.00	0	0.00	0	0.00	12	0.00
AGRICULTURE PROTECTION	0	0.00	0	0.00	0	0.00	2,620	0.00
MINE INSPECTION	0	0.00	0	0.00	0	0.00	20	0.00
LIVSTK FEED CROP LOAN PRGM	0	0.00	0	0.00	0	0.00	4	0.00
MO REVOLVING INFO TECH TRUST	0	0.00	0	0.00	0	0.00	2,910	0.00
TOBACCO CONTROL SPECIAL	0	0.00	0	0.00	0	0.00	12	0.00
MEDICAID PROVIDER ENROLLMENT	0	0.00	0	0.00	0	0.00	60	0.00
TOTAL - TRF	0	0.00	0	0.00	0	0.00	1,157,000	0.00
<b>TOTAL</b>	<b>0</b>	<b>0.00</b>	<b>0</b>	<b>0.00</b>	<b>0</b>	<b>0.00</b>	<b>1,157,000</b>	<b>0.00</b>
<b>OASDHI - CBIZ Pay Plan - 1300036</b>								
FUND TRANSFERS								
GENERAL REVENUE	0	0.00	0	0.00	0	0.00	222,000	0.00
VOCATIONAL REHABILITATION	0	0.00	0	0.00	0	0.00	189	0.00
DEPT ELEM-SEC EDUCATION	0	0.00	0	0.00	0	0.00	223	0.00
HUMAN RIGHTS COMMISSION - FED	0	0.00	0	0.00	0	0.00	50	0.00
DEPT OF LABOR RELATIONS ADMIN	0	0.00	0	0.00	0	0.00	2,958	0.00
DED-ED PRO-CDBG-ADMINISTRATION	0	0.00	0	0.00	0	0.00	181	0.00
DEPT OF REVENUE	0	0.00	0	0.00	0	0.00	120	0.00

1/17/19 11:03

im\_disummary

**BENEFITS REPORT 9 FY 20 GOVERNOR REC**

**DECISION ITEM SUMMARY**

<b>Budget Unit</b>									
<b>Decision Item</b>	<b>FY 2018</b>	<b>FY 2018</b>	<b>FY 2019</b>	<b>FY 2019</b>	<b>FY 2020</b>	<b>FY 2020</b>	<b>FY 2020</b>	<b>FY 2020</b>	<b>FY 2020</b>
<b>Budget Object Summary</b>	<b>ACTUAL</b>	<b>ACTUAL</b>	<b>BUDGET</b>	<b>BUDGET</b>	<b>DEPT REQ</b>	<b>DEPT REQ</b>	<b>GOV REC</b>	<b>GOV REC</b>	<b>GOV REC</b>
<b>Fund</b>	<b>DOLLAR</b>	<b>FTE</b>	<b>DOLLAR</b>	<b>FTE</b>	<b>DOLLAR</b>	<b>FTE</b>	<b>DOLLAR</b>	<b>FTE</b>	<b>FTE</b>
<b>OASDHI CONTRIBUTIONS-TRANSFER</b>									
<b>OASDHI - CBIZ Pay Plan - 1300036</b>									
FUND TRANSFERS									
AGRICULTURE-FEDERAL AND OTHER	0	0.00	0	0.00	0	0.00	1,164	0.00	0.00
DEPT NATURAL RESOURCES	0	0.00	0	0.00	0	0.00	4,335	0.00	0.00
DHSS-FEDERAL AND OTHER FUNDS	0	0.00	0	0.00	0	0.00	18,652	0.00	0.00
STATE EMERGENCY MANAGEMENT	0	0.00	0	0.00	0	0.00	1,508	0.00	0.00
DEPT MENTAL HEALTH	0	0.00	0	0.00	0	0.00	280	0.00	0.00
DEPT PUBLIC SAFETY	0	0.00	0	0.00	0	0.00	202	0.00	0.00
DIV JOB DEVELOPMENT & TRAINING	0	0.00	0	0.00	0	0.00	4,407	0.00	0.00
OA INFORMATION TECH FED& OTHER	0	0.00	0	0.00	0	0.00	6,211	0.00	0.00
DIV OF LABOR STANDARDS FEDERAL	0	0.00	0	0.00	0	0.00	128	0.00	0.00
ADJUTANT GENERAL-FEDERAL	0	0.00	0	0.00	0	0.00	4,819	0.00	0.00
COMMUNITY SERV COMM-FED/OTHER	0	0.00	0	0.00	0	0.00	12	0.00	0.00
DEPT OF SOC SERV FEDERAL & OTH	0	0.00	0	0.00	0	0.00	50,102	0.00	0.00
MISSOURI DISASTER	0	0.00	0	0.00	0	0.00	234	0.00	0.00
JUSTICE ASSISTANCE GRANT PROGR	0	0.00	0	0.00	0	0.00	212	0.00	0.00
ENERGY FEDERAL	0	0.00	0	0.00	0	0.00	691	0.00	0.00
UNEMPLOYMENT COMP ADMIN	0	0.00	0	0.00	0	0.00	8,322	0.00	0.00
THIRD PARTY LIABILITY COLLECT	0	0.00	0	0.00	0	0.00	284	0.00	0.00
FEDERAL REIMBURSEMENT ALLOWANCE	0	0.00	0	0.00	0	0.00	152	0.00	0.00
CHILD SUPPORT ENFORCEMENT FUND	0	0.00	0	0.00	0	0.00	313	0.00	0.00
ELEVATOR SAFETY	0	0.00	0	0.00	0	0.00	1,214	0.00	0.00
COMM FOR DEAF-CERT OF INTERPRE	0	0.00	0	0.00	0	0.00	3	0.00	0.00
MO AIR EMISSION REDUCTION	0	0.00	0	0.00	0	0.00	144	0.00	0.00
NURSING FAC QUALITY OF CARE	0	0.00	0	0.00	0	0.00	360	0.00	0.00
DIVISION OF TOURISM SUPPL REV	0	0.00	0	0.00	0	0.00	835	0.00	0.00
HEALTH INITIATIVES	0	0.00	0	0.00	0	0.00	794	0.00	0.00
GAMING COMMISSION FUND	0	0.00	0	0.00	0	0.00	93	0.00	0.00
MO PUBLIC HEALTH SERVICES	0	0.00	0	0.00	0	0.00	447	0.00	0.00
VETERANS' COMMISSION CI TRUST	0	0.00	0	0.00	0	0.00	49	0.00	0.00
FEDERAL SURPLUS PROPERTY	0	0.00	0	0.00	0	0.00	387	0.00	0.00
SP ANIMAL FAC LOAN PROGRAM	0	0.00	0	0.00	0	0.00	164	0.00	0.00
STATE FAIR FEE	0	0.00	0	0.00	0	0.00	1,017	0.00	0.00
STATE PARKS EARNINGS	0	0.00	0	0.00	0	0.00	1,143	0.00	0.00
MO VETERANS HOMES	0	0.00	0	0.00	0	0.00	3,897	0.00	0.00

1/17/19 11:03

im\_disummary

**BENEFITS REPORT 9 FY 20 GOVERNOR REC**

**DECISION ITEM SUMMARY**

Budget Unit								
Decision Item	FY 2018	FY 2018	FY 2019	FY 2019	FY 2020	FY 2020	FY 2020	FY 2020
Budget Object Summary	ACTUAL	ACTUAL	BUDGET	BUDGET	DEPT REQ	DEPT REQ	GOV REC	GOV REC
Fund	DOLLAR	FTE	DOLLAR	FTE	DOLLAR	FTE	DOLLAR	FTE
<b>OASDHI CONTRIBUTIONS-TRANSFER</b>								
<b>OASDHI - CBIZ Pay Plan - 1300036</b>								
FUND TRANSFERS								
DNR COST ALLOCATION	0	0.00	0	0.00	0	0.00	4,044	0.00
STATE FACILITY MAINT & OPERAT	0	0.00	0	0.00	0	0.00	38,049	0.00
DIFP ADMINISTRATIVE	0	0.00	0	0.00	0	0.00	3	0.00
OA REVOLVING ADMINISTRATIVE TR	0	0.00	0	0.00	0	0.00	857	0.00
WORKING CAPITAL REVOLVING	0	0.00	0	0.00	0	0.00	61	0.00
DIV ALCOHOL & TOBACCO CTRL	0	0.00	0	0.00	0	0.00	267	0.00
DED ADMINISTRATIVE	0	0.00	0	0.00	0	0.00	109	0.00
DIVISION OF FINANCE	0	0.00	0	0.00	0	0.00	18	0.00
NATURAL RESOURCES PROTECTION	0	0.00	0	0.00	0	0.00	65	0.00
INSURANCE DEDICATED FUND	0	0.00	0	0.00	0	0.00	3,357	0.00
NRP-WATER POLLUTION PERMIT FEE	0	0.00	0	0.00	0	0.00	1,999	0.00
SOLID WASTE MGMT-SCRAP TIRE	0	0.00	0	0.00	0	0.00	43	0.00
SOLID WASTE MANAGEMENT	0	0.00	0	0.00	0	0.00	415	0.00
MANUFACTURED HOUSING FUND	0	0.00	0	0.00	0	0.00	910	0.00
NRP-AIR POLLUTION ASBESTOS FEE	0	0.00	0	0.00	0	0.00	44	0.00
UNDERGROUND STOR TANK REG PROG	0	0.00	0	0.00	0	0.00	43	0.00
CHEMICAL EMERGENCY PREPAREDNES	0	0.00	0	0.00	0	0.00	28	0.00
MOTOR VEHICLE COMMISSION	0	0.00	0	0.00	0	0.00	63	0.00
SERVICES TO VICTIMS	0	0.00	0	0.00	0	0.00	102	0.00
NRP-AIR POLLUTION PERMIT FEE	0	0.00	0	0.00	0	0.00	525	0.00
MISSOURI ONE START JOB DEVELOPMENT	0	0.00	0	0.00	0	0.00	182	0.00
PUBLIC SERVICE COMMISSION	0	0.00	0	0.00	0	0.00	3,084	0.00
PARKS SALES TAX	0	0.00	0	0.00	0	0.00	22,680	0.00
SOIL AND WATER SALES TAX	0	0.00	0	0.00	0	0.00	312	0.00
BOARD OF ACCOUNTANCY	0	0.00	0	0.00	0	0.00	263	0.00
BOARD OF REG FOR HEALING ARTS	0	0.00	0	0.00	0	0.00	1,396	0.00
BOARD OF NURSING	0	0.00	0	0.00	0	0.00	480	0.00
MILK INSPECTION FEES	0	0.00	0	0.00	0	0.00	810	0.00
GRAIN INSPECTION FEES	0	0.00	0	0.00	0	0.00	43	0.00
WATER & WASTEWATER LOAN FUND	0	0.00	0	0.00	0	0.00	331	0.00
EXCELLENCE IN EDUCATION	0	0.00	0	0.00	0	0.00	55	0.00
WORKERS COMPENSATION	0	0.00	0	0.00	0	0.00	484	0.00
ENVIRONMENTAL RADIATION MONITR	0	0.00	0	0.00	0	0.00	12	0.00

1/17/19 11:03

im\_disummary

**BENEFITS REPORT 9 FY 20 GOVERNOR REC**

**DECISION ITEM SUMMARY**

Budget Unit								
Decision Item	FY 2018	FY 2018	FY 2019	FY 2019	FY 2020	FY 2020	FY 2020	FY 2020
Budget Object Summary	ACTUAL	ACTUAL	BUDGET	BUDGET	DEPT REQ	DEPT REQ	GOV REC	GOV REC
Fund	DOLLAR	FTE	DOLLAR	FTE	DOLLAR	FTE	DOLLAR	FTE
<b>OASDHI CONTRIBUTIONS-TRANSFER</b>								
<b>OASDHI - CBIZ Pay Plan - 1300036</b>								
FUND TRANSFERS								
LOTTERY ENTERPRISE	0	0.00	0	0.00	0	0.00	2,518	0.00
GROUNDWATER PROTECTION	0	0.00	0	0.00	0	0.00	277	0.00
PETROLEUM INSPECTION FUND	0	0.00	0	0.00	0	0.00	760	0.00
ENERGY SET-ASIDE PROGRAM	0	0.00	0	0.00	0	0.00	656	0.00
MISSOURI LAND SURVEY FUND	0	0.00	0	0.00	0	0.00	29	0.00
CRIMINAL RECORD SYSTEM	0	0.00	0	0.00	0	0.00	1,650	0.00
HAZARDOUS WASTE FUND	0	0.00	0	0.00	0	0.00	500	0.00
SAFE DRINKING WATER FUND	0	0.00	0	0.00	0	0.00	339	0.00
CRIME VICTIMS COMP FUND	0	0.00	0	0.00	0	0.00	106	0.00
PROFESSIONAL REGISTRATION FEES	0	0.00	0	0.00	0	0.00	933	0.00
PROP SCHOOL CERT FUND	0	0.00	0	0.00	0	0.00	1	0.00
GEOLOGIC RESOURCES FUND	0	0.00	0	0.00	0	0.00	47	0.00
ORGAN DONOR PROGRAM	0	0.00	0	0.00	0	0.00	1	0.00
GUARANTY AGENCY OPERATING	0	0.00	0	0.00	0	0.00	525	0.00
NATIONAL GUARD TRUST	0	0.00	0	0.00	0	0.00	318	0.00
MINED LAND RECLAMATION	0	0.00	0	0.00	0	0.00	197	0.00
BABLER STATE PARK	0	0.00	0	0.00	0	0.00	11	0.00
ENERGY FUTURES FUND	0	0.00	0	0.00	0	0.00	103	0.00
SPECIAL EMPLOYMENT SECURITY	0	0.00	0	0.00	0	0.00	302	0.00
UNEMPLOYMENT AUTOMATION	0	0.00	0	0.00	0	0.00	363	0.00
AGRICULTURE PROTECTION	0	0.00	0	0.00	0	0.00	1,071	0.00
MINE INSPECTION	0	0.00	0	0.00	0	0.00	27	0.00
MO REVOLVING INFO TECH TRUST	0	0.00	0	0.00	0	0.00	4,763	0.00
MEDICAID PROVIDER ENROLLMENT	0	0.00	0	0.00	0	0.00	73	0.00
TOTAL - TRF	0	0.00	0	0.00	0	0.00	435,000	0.00
<b>TOTAL</b>	<b>0</b>	<b>0.00</b>	<b>0</b>	<b>0.00</b>	<b>0</b>	<b>0.00</b>	<b>435,000</b>	<b>0.00</b>
<b>OASDHI New PS Increase - 1300037</b>								
FUND TRANSFERS								
GENERAL REVENUE	0	0.00	0	0.00	0	0.00	34,261	0.00
MULTIMODAL OPERATIONS FEDERAL	0	0.00	0	0.00	0	0.00	2,006	0.00
DEPARTMENT OF CORRECTIONS	0	0.00	0	0.00	0	0.00	11,386	0.00

1/17/19 11:03

im\_disummary

**BENEFITS REPORT 9 FY 20 GOVERNOR REC**

**DECISION ITEM SUMMARY**

Budget Unit								
Decision Item	FY 2018	FY 2018	FY 2019	FY 2019	FY 2020	FY 2020	FY 2020	FY 2020
Budget Object Summary	ACTUAL	ACTUAL	BUDGET	BUDGET	DEPT REQ	DEPT REQ	GOV REC	GOV REC
Fund	DOLLAR	FTE	DOLLAR	FTE	DOLLAR	FTE	DOLLAR	FTE
<b>OASDHI CONTRIBUTIONS-TRANSFER</b>								
<b>OASDHI New PS Increase - 1300037</b>								
FUND TRANSFERS								
DHSS-FEDERAL AND OTHER FUNDS	0	0.00	0	0.00	0	0.00	192,293	0.00
DEPT MENTAL HEALTH	0	0.00	0	0.00	0	0.00	35,108	0.00
DEPT OF TRANSPORT HWY SAFETY	0	0.00	0	0.00	0	0.00	2,166	0.00
OA INFORMATION TECH FED& OTHER	0	0.00	0	0.00	0	0.00	325,973	0.00
ADJUTANT GENERAL-FEDERAL	0	0.00	0	0.00	0	0.00	497,748	0.00
DPS-FED-HOMELAND SECURITY	0	0.00	0	0.00	0	0.00	23,166	0.00
DEPT OF SOC SERV FEDERAL & OTH	0	0.00	0	0.00	0	0.00	185,740	0.00
MO PUBLIC HEALTH SERVICES	0	0.00	0	0.00	0	0.00	48,746	0.00
STATE ROAD	0	0.00	0	0.00	0	0.00	1,052,595	0.00
CANTEEN FUND	0	0.00	0	0.00	0	0.00	511,056	0.00
INDUSTRIAL HEMP FUND	0	0.00	0	0.00	0	0.00	15,605	0.00
WORKING CAPITAL REVOLVING	0	0.00	0	0.00	0	0.00	131,856	0.00
INMATE	0	0.00	0	0.00	0	0.00	34	0.00
DIV ALCOHOL & TOBACCO CTRL	0	0.00	0	0.00	0	0.00	24,586	0.00
SOLID WASTE SUBACCOUNT	0	0.00	0	0.00	0	0.00	59,971	0.00
PETROLEUM STORAGE TANK INS	0	0.00	0	0.00	0	0.00	40,199	0.00
VET HEALTH AND CARE FUND	0	0.00	0	0.00	0	0.00	481,407	0.00
GRAIN INSPECTION FEES	0	0.00	0	0.00	0	0.00	11,691	0.00
WORKERS COMPENSATION	0	0.00	0	0.00	0	0.00	57,805	0.00
ENVIRON IMPROVE AUTHORITY	0	0.00	0	0.00	0	0.00	90,072	0.00
RAILROAD EXPENSE	0	0.00	0	0.00	0	0.00	1,939	0.00
STATE TRANSPORTATION FUND	0	0.00	0	0.00	0	0.00	457	0.00
CRIME VICTIMS COMP FUND	0	0.00	0	0.00	0	0.00	14	0.00
PROFESSIONAL REGISTRATION FEES	0	0.00	0	0.00	0	0.00	5,373	0.00
MP WRP RENEWABLE WATER PROGRAM	0	0.00	0	0.00	0	0.00	16,099	0.00
CHARTER PUBLIC SCHOOL REVOLV	0	0.00	0	0.00	0	0.00	8,417	0.00
AVIATION TRUST FUND	0	0.00	0	0.00	0	0.00	1,734	0.00
TOTAL - TRF	0	0.00	0	0.00	0	0.00	3,869,503	0.00
<b>TOTAL</b>	<b>0</b>	<b>0.00</b>	<b>0</b>	<b>0.00</b>	<b>0</b>	<b>0.00</b>	<b>3,869,503</b>	<b>0.00</b>
<b>GRAND TOTAL</b>	<b>\$142,624,938</b>	<b>0.00</b>	<b>\$156,147,497</b>	<b>0.00</b>	<b>\$154,180,516</b>	<b>0.00</b>	<b>\$161,519,019</b>	<b>0.00</b>

1/17/19 11:03

im\_disummary

**BENEFITS REPORT 10 FY 20 GOVERNOR REC**

**DECISION ITEM DETAIL**

Budget Unit	FY 2018	FY 2018	FY 2019	FY 2019	FY 2020	FY 2020	FY 2020	FY 2020
Decision Item	ACTUAL	ACTUAL	BUDGET	BUDGET	DEPT REQ	DEPT REQ	GOV REC	GOV REC
Budget Object Class	DOLLAR	FTE	DOLLAR	FTE	DOLLAR	FTE	DOLLAR	FTE
<b>OASDHI CONTRIBUTIONS-TRANSFER</b>								
<b>CORE</b>								
TRANSFERS OUT	142,624,938	0.00	156,147,497	0.00	154,180,516	0.00	154,156,304	0.00
<b>TOTAL - TRF</b>	<b>142,624,938</b>	<b>0.00</b>	<b>156,147,497</b>	<b>0.00</b>	<b>154,180,516</b>	<b>0.00</b>	<b>154,156,304</b>	<b>0.00</b>
<b>GRAND TOTAL</b>	<b>\$142,624,938</b>	<b>0.00</b>	<b>\$156,147,497</b>	<b>0.00</b>	<b>\$154,180,516</b>	<b>0.00</b>	<b>\$154,156,304</b>	<b>0.00</b>
GENERAL REVENUE	\$74,342,174	0.00	\$77,552,739	0.00	\$77,585,758	0.00	\$77,585,758	0.00
FEDERAL FUNDS	\$27,439,161	0.00	\$32,799,414	0.00	\$31,799,414	0.00	\$31,799,414	0.00
OTHER FUNDS	\$40,843,603	0.00	\$45,795,344	0.00	\$44,795,344	0.00	\$44,771,132	0.00



**CORE DECISION ITEM**

<b>Department</b>	Office of Administration	<b>Budget Unit</b>	32221
<b>Division</b>	Employee Benefits		
<b>Core</b>	Highway Patrol - OASDHI Transfer	<b>HB Section</b>	5.455

**1. CORE FINANCIAL SUMMARY**

	FY 2020 Budget Request						FY 2020 Governor's Recommendation				
	GR	Federal	Other	Total	E		GR	Federal	Other	Total	E
PS	0	0	0	0	0	PS	0	0	0	0	
EE	0	0	0	0	0	EE	0	0	0	0	
PSD	0	0	0	0	0	PSD	0	0	0	0	
TRF	0	0	8,591,349	8,591,349		TRF	0	0	8,591,349	8,591,349	
<b>Total</b>	<b>0</b>	<b>0</b>	<b>8,591,349</b>	<b>8,591,349</b>		<b>Total</b>	<b>0</b>	<b>0</b>	<b>8,591,349</b>	<b>8,591,349</b>	
<b>FTE</b>	<b>0.00</b>	<b>0.00</b>	<b>0.00</b>	<b>0.00</b>		<b>FTE</b>	<b>0.00</b>	<b>0.00</b>	<b>0.00</b>	<b>0.00</b>	

<b>Est. Fringe</b>	0	0	0	0
--------------------	---	---	---	---

*Note: Fringes budgeted in House Bill 5 except for certain fringes budgeted directly to MoDOT, Highway Patrol, and Conservation.*

<b>Est. Fringe</b>	0	0	0	0
--------------------	---	---	---	---

*Note: Fringes budgeted in House Bill 5 except for certain fringes budgeted directly to MoDOT, Highway Patrol, and Conservation.*

Other Funds: State Highways and Transportation Fund (0644)  
Notes:

Other Funds: State Highways and Transportation Fund (0644)

**2. CORE DESCRIPTION**

Core funding for the transfer of the state's share of federal Old Age, Survivors, Disability, and Health Insurance (OASDHI) contributions (7.65%) from the State Highways and Transportation Department Fund from which salaries of the Highway Patrol employees are paid.

**3. PROGRAM LISTING (list programs included in this core funding)**

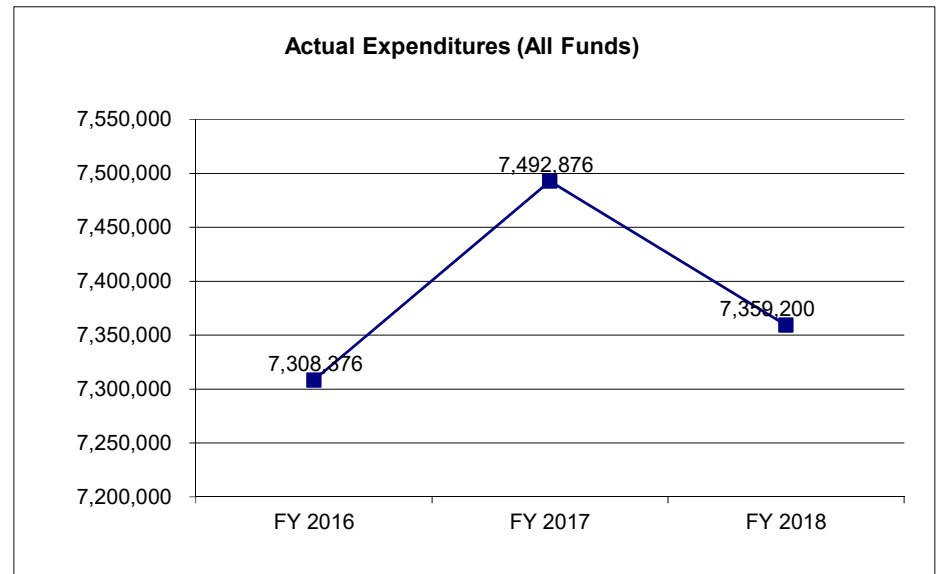
N/A

**CORE DECISION ITEM**

<b>Department</b>	Office of Administration	<b>Budget Unit</b>	32221
<b>Division</b>	Employee Benefits		
<b>Core</b>	Highway Patrol - OASDHI Transfer	<b>HB Section</b>	5.455

**4. FINANCIAL HISTORY**

	<b>FY 2016 Actual</b>	<b>FY 2017 Actual</b>	<b>FY 2018 Actual</b>	<b>FY 2019 Current Yr.</b>
Appropriation (All Funds)	8,165,349	8,452,349	8,475,349	8,791,349
Less Reverted (All Funds)	0	0	0	N/A
Less Restricted (All Funds)*	0	0	0	N/A
Budget Authority (All Funds)	8,165,349	8,452,349	8,475,349	N/A
Actual Expenditures (All Funds)	7,308,376	7,492,876	7,359,200	N/A
Unexpended (All Funds)	856,973	959,473	1,116,149	N/A
Unexpended, by Fund:				
General Revenue	0	0	0	N/A
Federal	0	0	0	N/A
Other	856,973	959,473	1,116,149	N/A



Reverted includes the statutory three-percent reserve amount (when applicable).

Restricted includes any Governor's Expenditure Restrictions which remained at the end of the fiscal year (when applicable).

**NOTES:**

(1) In FY18 the "E" was removed.

**CORE RECONCILIATION DETAIL**

STATE  
HWY PATROL OASDHI-TRANSFER

**5. CORE RECONCILIATION DETAIL**

	Budget Class	FTE	GR	Federal	Other	Total	Explanation
<b>TAFP AFTER VETOES</b>							
	TRF	0.00	0	0	8,791,349	8,791,349	
	<b>Total</b>	<b>0.00</b>	<b>0</b>	<b>0</b>	<b>8,791,349</b>	<b>8,791,349</b>	
<b>DEPARTMENT CORE ADJUSTMENTS</b>							
Core Reduction	1107 T900 TRF	0.00	0	0	(200,000)	(200,000)	to better reflect actual payments
	<b>NET DEPARTMENT CHANGES</b>	<b>0.00</b>	<b>0</b>	<b>0</b>	<b>(200,000)</b>	<b>(200,000)</b>	
<b>DEPARTMENT CORE REQUEST</b>							
	TRF	0.00	0	0	8,591,349	8,591,349	
	<b>Total</b>	<b>0.00</b>	<b>0</b>	<b>0</b>	<b>8,591,349</b>	<b>8,591,349</b>	
<b>GOVERNOR'S RECOMMENDED CORE</b>							
	TRF	0.00	0	0	8,591,349	8,591,349	
	<b>Total</b>	<b>0.00</b>	<b>0</b>	<b>0</b>	<b>8,591,349</b>	<b>8,591,349</b>	

**BENEFITS REPORT 9 FY 20 GOVERNOR REC**

**DECISION ITEM SUMMARY**

Budget Unit								
Decision Item	FY 2018	FY 2018	FY 2019	FY 2019	FY 2020	FY 2020	FY 2020	FY 2020
Budget Object Summary	ACTUAL	ACTUAL	BUDGET	BUDGET	DEPT REQ	DEPT REQ	GOV REC	GOV REC
Fund	DOLLAR	FTE	DOLLAR	FTE	DOLLAR	FTE	DOLLAR	FTE
<b>HWY PATROL OASDHI-TRANSFER</b>								
<b>CORE</b>								
FUND TRANSFERS								
STATE HWYS AND TRANS DEPT	7,359,200	0.00	8,791,349	0.00	8,591,349	0.00	8,591,349	0.00
TOTAL - TRF	7,359,200	0.00	8,791,349	0.00	8,591,349	0.00	8,591,349	0.00
<b>TOTAL</b>	<b>7,359,200</b>	<b>0.00</b>	<b>8,791,349</b>	<b>0.00</b>	<b>8,591,349</b>	<b>0.00</b>	<b>8,591,349</b>	<b>0.00</b>
<b>OASDHI -FY20 Pay Plan - 1300034</b>								
FUND TRANSFERS								
STATE HWYS AND TRANS DEPT	0	0.00	0	0.00	0	0.00	139,000	0.00
TOTAL - TRF	0	0.00	0	0.00	0	0.00	139,000	0.00
<b>TOTAL</b>	<b>0</b>	<b>0.00</b>	<b>0</b>	<b>0.00</b>	<b>0</b>	<b>0.00</b>	<b>139,000</b>	<b>0.00</b>
<b>OASDHI FY19 CTC Pay Plan - 1300035</b>								
FUND TRANSFERS								
STATE HWYS AND TRANS DEPT	0	0.00	0	0.00	0	0.00	7,000	0.00
TOTAL - TRF	0	0.00	0	0.00	0	0.00	7,000	0.00
<b>TOTAL</b>	<b>0</b>	<b>0.00</b>	<b>0</b>	<b>0.00</b>	<b>0</b>	<b>0.00</b>	<b>7,000</b>	<b>0.00</b>
<b>OASDHI - CBIZ Pay Plan - 1300036</b>								
FUND TRANSFERS								
STATE HWYS AND TRANS DEPT	0	0.00	0	0.00	0	0.00	2,000	0.00
TOTAL - TRF	0	0.00	0	0.00	0	0.00	2,000	0.00
<b>TOTAL</b>	<b>0</b>	<b>0.00</b>	<b>0</b>	<b>0.00</b>	<b>0</b>	<b>0.00</b>	<b>2,000</b>	<b>0.00</b>
<b>OASDHI New PS Increase - 1300037</b>								
FUND TRANSFERS								
STATE HWYS AND TRANS DEPT	0	0.00	0	0.00	0	0.00	725,651	0.00
TOTAL - TRF	0	0.00	0	0.00	0	0.00	725,651	0.00
<b>TOTAL</b>	<b>0</b>	<b>0.00</b>	<b>0</b>	<b>0.00</b>	<b>0</b>	<b>0.00</b>	<b>725,651</b>	<b>0.00</b>
<b>GRAND TOTAL</b>	<b>\$7,359,200</b>	<b>0.00</b>	<b>\$8,791,349</b>	<b>0.00</b>	<b>\$8,591,349</b>	<b>0.00</b>	<b>\$9,465,000</b>	<b>0.00</b>

1/17/19 11:03

im\_disummary

**BENEFITS REPORT 10 FY 20 GOVERNOR REC**

**DECISION ITEM DETAIL**

Budget Unit	FY 2018	FY 2018	FY 2019	FY 2019	FY 2020	FY 2020	FY 2020	FY 2020
Decision Item	ACTUAL	ACTUAL	BUDGET	BUDGET	DEPT REQ	DEPT REQ	GOV REC	GOV REC
Budget Object Class	DOLLAR	FTE	DOLLAR	FTE	DOLLAR	FTE	DOLLAR	FTE
<b>HWY PATROL OASDHI-TRANSFER</b>								
<b>CORE</b>								
TRANSFERS OUT	7,359,200	0.00	8,791,349	0.00	8,591,349	0.00	8,591,349	0.00
<b>TOTAL - TRF</b>	<b>7,359,200</b>	<b>0.00</b>	<b>8,791,349</b>	<b>0.00</b>	<b>8,591,349</b>	<b>0.00</b>	<b>8,591,349</b>	<b>0.00</b>
<b>GRAND TOTAL</b>	<b>\$7,359,200</b>	<b>0.00</b>	<b>\$8,791,349</b>	<b>0.00</b>	<b>\$8,591,349</b>	<b>0.00</b>	<b>\$8,591,349</b>	<b>0.00</b>
GENERAL REVENUE	\$0	0.00	\$0	0.00	\$0	0.00	\$0	0.00
FEDERAL FUNDS	\$0	0.00	\$0	0.00	\$0	0.00	\$0	0.00
OTHER FUNDS	\$7,359,200	0.00	\$8,791,349	0.00	\$8,591,349	0.00	\$8,591,349	0.00

**CORE DECISION ITEM**

<b>Department</b>	Office of Administration	<b>Budget Unit</b>	32204
<b>Division</b>	Employee Benefits		
<b>Core</b>	OASDHI Contributions	<b>HB Section</b>	5.460

**1. CORE FINANCIAL SUMMARY**

	FY 2020 Budget Request						FY 2020 Governor's Recommendation				
	GR	Federal	Other	Total	E		GR	Federal	Other	Total	E
<b>PS</b>	0	0	162,738,846	162,738,846		<b>PS</b>	0	0	162,738,846	162,738,846	
<b>EE</b>	0	0	0	0		<b>EE</b>	0	0	0	0	
<b>PSD</b>	0	0	0	0		<b>PSD</b>	0	0	0	0	
<b>TRF</b>	0	0	0	0		<b>TRF</b>	0	0	0	0	
<b>Total</b>	<b>0</b>	<b>0</b>	<b>162,738,846</b>	<b>162,738,846</b>		<b>Total</b>	<b>0</b>	<b>0</b>	<b>162,738,846</b>	<b>162,738,846</b>	
<b>FTE</b>	<b>0.00</b>	<b>0.00</b>	<b>0.00</b>	<b>0.00</b>		<b>FTE</b>	<b>0.00</b>	<b>0.00</b>	<b>0.00</b>	<b>0.00</b>	

<b>Est. Fringe</b>	0	0	49,586,526	49,586,526
--------------------	---	---	------------	------------

*Note: Fringes budgeted in House Bill 5 except for certain fringes budgeted directly to MoDOT, Highway Patrol, and Conservation.*

<b>Est. Fringe</b>	0	0	49,586,526	49,586,526
--------------------	---	---	------------	------------

*Note: Fringes budgeted in House Bill 5 except for certain fringes budgeted directly to MoDOT, Highway Patrol, and Conservation.*

Other Funds: OASDHI Contributions Fund (0702)

Other Funds: OASDHI Contributions Fund (0702)

**2. CORE DESCRIPTION**

Core funding for the state's share of federal Old Age, Survivors, Disability, and Health Insurance (OASDHI) contributions on the salaries of state employees paid from all funds (including Highway Patrol).

The OASDHI wage base is tied to inflation and may increase each calendar year. The tax payable by each employer and employee is typically 6.2% of the wage base. The Medicare tax of 1.45% applies to all taxable wages earned and is paid by both the employee and the employer. There is no wage base for the Medicare tax however, beginning Jan 1, 2013, wages in excess of \$200,000 for individuals or \$250,000 for married filing jointly require an additional 0.9% withholding.

**3. PROGRAM LISTING (list programs included in this core funding)**

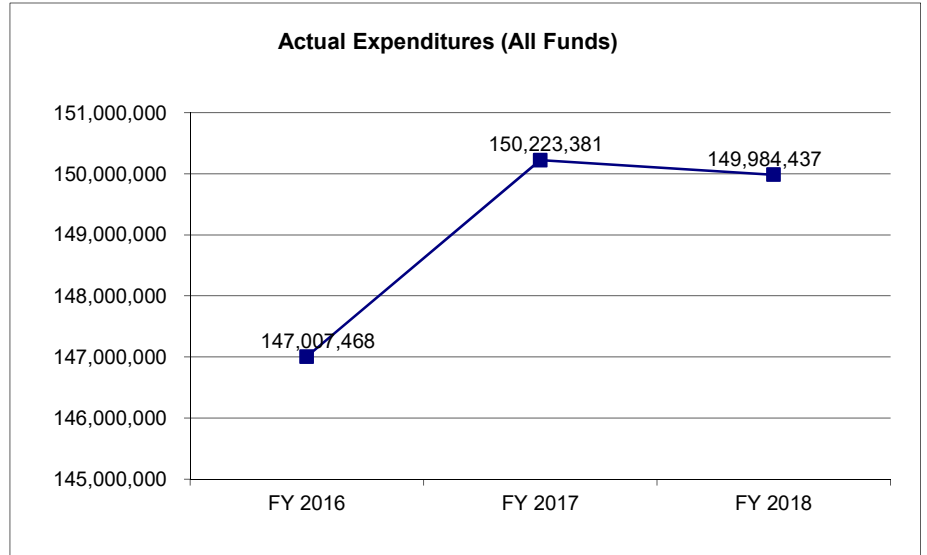
N/A

**CORE DECISION ITEM**

<b>Department</b>	Office of Administration	<b>Budget Unit</b>	32204
<b>Division</b>	Employee Benefits		
<b>Core</b>	OASDHI Contributions	<b>HB Section</b>	5.460

**4. FINANCIAL HISTORY**

	<b>FY 2016 Actual</b>	<b>FY 2017 Actual</b>	<b>FY 2018 Actual</b>	<b>FY 2019 Current Yr.</b>
Appropriation (All Funds)	158,795,974	161,769,203	161,922,767	164,938,846
Less Reverted (All Funds)	0	0	0	0
Less Restricted (All Funds)*	0	0	0	N/A
Budget Authority (All Funds)	158,795,974	161,769,203	161,922,767	N/A
Actual Expenditures (All Funds)	147,007,468	150,223,381	149,984,437	N/A
Unexpended (All Funds)	11,788,506	11,545,822	11,938,330	N/A
Unexpended, by Fund:				
General Revenue	0	0	0	N/A
Federal	0	0	0	N/A
Other	11,788,506	11,545,822	11,938,330	N/A



Reverted includes the statutory three-percent reserve amount (when applicable).

Restricted includes any Governor's Expenditure Restrictions which remained at the end of the fiscal year (when applicable).

**NOTES:**

(1) In FY18 the "E" was removed.

**CORE RECONCILIATION DETAIL**

STATE  
OASDHI CONTRIBUTIONS

**5. CORE RECONCILIATION DETAIL**

	Budget Class	FTE	GR	Federal	Other	Total	Explanation
<b>TAFP AFTER VETOES</b>							
	PS	0.00	0	0	164,938,846	164,938,846	
	<b>Total</b>	<b>0.00</b>	<b>0</b>	<b>0</b>	<b>164,938,846</b>	<b>164,938,846</b>	
<b>DEPARTMENT CORE ADJUSTMENTS</b>							
Core Reduction	1109 0136 PS	0.00	0	0	(2,200,000)	(2,200,000)	to better reflect actual payments
	<b>NET DEPARTMENT CHANGES</b>	<b>0.00</b>	<b>0</b>	<b>0</b>	<b>(2,200,000)</b>	<b>(2,200,000)</b>	
<b>DEPARTMENT CORE REQUEST</b>							
	PS	0.00	0	0	162,738,846	162,738,846	
	<b>Total</b>	<b>0.00</b>	<b>0</b>	<b>0</b>	<b>162,738,846</b>	<b>162,738,846</b>	
<b>GOVERNOR'S RECOMMENDED CORE</b>							
	PS	0.00	0	0	162,738,846	162,738,846	
	<b>Total</b>	<b>0.00</b>	<b>0</b>	<b>0</b>	<b>162,738,846</b>	<b>162,738,846</b>	



**BENEFITS REPORT 9 FY 20 GOVERNOR REC**

**DECISION ITEM SUMMARY**

Budget Unit								
Decision Item	FY 2018	FY 2018	FY 2019	FY 2019	FY 2020	FY 2020	FY 2020	FY 2020
Budget Object Summary	ACTUAL	ACTUAL	BUDGET	BUDGET	DEPT REQ	DEPT REQ	GOV REC	GOV REC
Fund	DOLLAR	FTE	DOLLAR	FTE	DOLLAR	FTE	DOLLAR	FTE
<b>OASDHI CONTRIBUTIONS</b>								
<b>CORE</b>								
PERSONAL SERVICES								
CONTRIBUTIONS OASDHI	149,984,437	0.00	164,938,846	0.00	162,738,846	0.00	162,738,846	0.00
TOTAL - PS	149,984,437	0.00	164,938,846	0.00	162,738,846	0.00	162,738,846	0.00
<b>TOTAL</b>	<b>149,984,437</b>	<b>0.00</b>	<b>164,938,846</b>	<b>0.00</b>	<b>162,738,846</b>	<b>0.00</b>	<b>162,738,846</b>	<b>0.00</b>
<b>OASDHI -FY20 Pay Plan - 1300034</b>								
PERSONAL SERVICES								
CONTRIBUTIONS OASDHI	0	0.00	0	0.00	0	0.00	2,016,000	0.00
TOTAL - PS	0	0.00	0	0.00	0	0.00	2,016,000	0.00
<b>TOTAL</b>	<b>0</b>	<b>0.00</b>	<b>0</b>	<b>0.00</b>	<b>0</b>	<b>0.00</b>	<b>2,016,000</b>	<b>0.00</b>
<b>OASDHI FY19 CTC Pay Plan - 1300035</b>								
PERSONAL SERVICES								
CONTRIBUTIONS OASDHI	0	0.00	0	0.00	0	0.00	1,164,000	0.00
TOTAL - PS	0	0.00	0	0.00	0	0.00	1,164,000	0.00
<b>TOTAL</b>	<b>0</b>	<b>0.00</b>	<b>0</b>	<b>0.00</b>	<b>0</b>	<b>0.00</b>	<b>1,164,000</b>	<b>0.00</b>
<b>OASDHI - CBIZ Pay Plan - 1300036</b>								
PERSONAL SERVICES								
CONTRIBUTIONS OASDHI	0	0.00	0	0.00	0	0.00	437,000	0.00
TOTAL - PS	0	0.00	0	0.00	0	0.00	437,000	0.00
<b>TOTAL</b>	<b>0</b>	<b>0.00</b>	<b>0</b>	<b>0.00</b>	<b>0</b>	<b>0.00</b>	<b>437,000</b>	<b>0.00</b>
<b>OASDHI New PS Increase - 1300037</b>								
PERSONAL SERVICES								
CONTRIBUTIONS OASDHI	0	0.00	0	0.00	0	0.00	4,595,154	0.00
TOTAL - PS	0	0.00	0	0.00	0	0.00	4,595,154	0.00
<b>TOTAL</b>	<b>0</b>	<b>0.00</b>	<b>0</b>	<b>0.00</b>	<b>0</b>	<b>0.00</b>	<b>4,595,154</b>	<b>0.00</b>
<b>GRAND TOTAL</b>	<b>\$149,984,437</b>	<b>0.00</b>	<b>\$164,938,846</b>	<b>0.00</b>	<b>\$162,738,846</b>	<b>0.00</b>	<b>\$170,951,000</b>	<b>0.00</b>

1/17/19 11:03

im\_disummary

**BENEFITS REPORT 10 FY 20 GOVERNOR REC**

**DECISION ITEM DETAIL**

Budget Unit	FY 2018	FY 2018	FY 2019	FY 2019	FY 2020	FY 2020	FY 2020	FY 2020
Decision Item	ACTUAL	ACTUAL	BUDGET	BUDGET	DEPT REQ	DEPT REQ	GOV REC	GOV REC
Budget Object Class	DOLLAR	FTE	DOLLAR	FTE	DOLLAR	FTE	DOLLAR	FTE
<b>OASDHI CONTRIBUTIONS</b>								
<b>CORE</b>								
BENEFITS	149,984,437	0.00	164,938,846	0.00	162,738,846	0.00	162,738,846	0.00
<b>TOTAL - PS</b>	<b>149,984,437</b>	<b>0.00</b>	<b>164,938,846</b>	<b>0.00</b>	<b>162,738,846</b>	<b>0.00</b>	<b>162,738,846</b>	<b>0.00</b>
<b>GRAND TOTAL</b>	<b>\$149,984,437</b>	<b>0.00</b>	<b>\$164,938,846</b>	<b>0.00</b>	<b>\$162,738,846</b>	<b>0.00</b>	<b>\$162,738,846</b>	<b>0.00</b>
GENERAL REVENUE	\$0	0.00	\$0	0.00	\$0	0.00	\$0	0.00
FEDERAL FUNDS	\$0	0.00	\$0	0.00	\$0	0.00	\$0	0.00
OTHER FUNDS	\$149,984,437	0.00	\$164,938,846	0.00	\$162,738,846	0.00	\$162,738,846	0.00



**CORE DECISION ITEM**

<b>Department</b> Office of Administration	<b>Budget Unit</b> 32205
<b>Division</b> Employee Benefits	
<b>Core -</b> Retirement System Transfer	<b>HB Section</b> 5.465

**1. CORE FINANCIAL SUMMARY**

	FY 2020 Budget Request					FY 2020 Governor's Recommendation				
	GR	Federal	Other	Total	E	GR	Federal	Other	Total	E
PS	0	0	0	0	0	PS	0	0	0	0
EE	0	0	0	0	0	EE	0	0	0	0
PSD	0	0	0	0	0	PSD	0	0	0	0
TRF	246,056,453	91,677,839	76,142,818	413,877,110		TRF	246,056,453	91,677,839	76,082,257	413,816,549
<b>Total</b>	<b>246,056,453</b>	<b>91,677,839</b>	<b>76,142,818</b>	<b>413,877,110</b>		<b>Total</b>	<b>246,056,453</b>	<b>91,677,839</b>	<b>76,082,257</b>	<b>413,816,549</b>
<b>FTE</b>	<b>0.00</b>	<b>0.00</b>	<b>0.00</b>	<b>0.00</b>		<b>FTE</b>	<b>0.00</b>	<b>0.00</b>	<b>0.00</b>	<b>0.00</b>

<b>Est. Fringe</b>	0	0	0	0
--------------------	---	---	---	---

*Note: Fringes budgeted in House Bill 5 except for certain fringes budgeted directly to MoDOT, Highway Patrol, and Conservation.*

<b>Est. Fringe</b>	0	0	0	0
--------------------	---	---	---	---

*Note: Fringes budgeted in House Bill 5 except for certain fringes budgeted directly to MoDOT, Highway Patrol, and Conservation.*

Other Funds: Various -- any fund from which Personal Service is paid.  
Notes:

Other Funds: Various -- any fund from which Personal Service is paid.

**2. CORE DESCRIPTION**

Core funding for the transfer of the state's contribution for retirement, life insurance, and long-term disability from the various state funds from which salaries of state employees are paid, to the State Retirement Contributions Fund.

In FY 2019, the state employee retirement contribution rate is 20.21%, and the judges retirement contribution rate is 63.71%, as approved by the MOSERS Board of Trustees. The long term disability contribution rate is .475%, the basic life insurance contribution rate is .315% and the retire basic life insurance contribution rate is .115%.

On September 13, 2018, the MOSERS Board of Trustees voted to continue the reduction of the assumed investment rate of return utilized by the plan from 7.5% to 7.25% and certified that the FY 2020 state employee retirement contribution rate will be 21.77% and the judge's retirement contribution rate will be 63.80%.

**3. PROGRAM LISTING (list programs included in this core funding)**

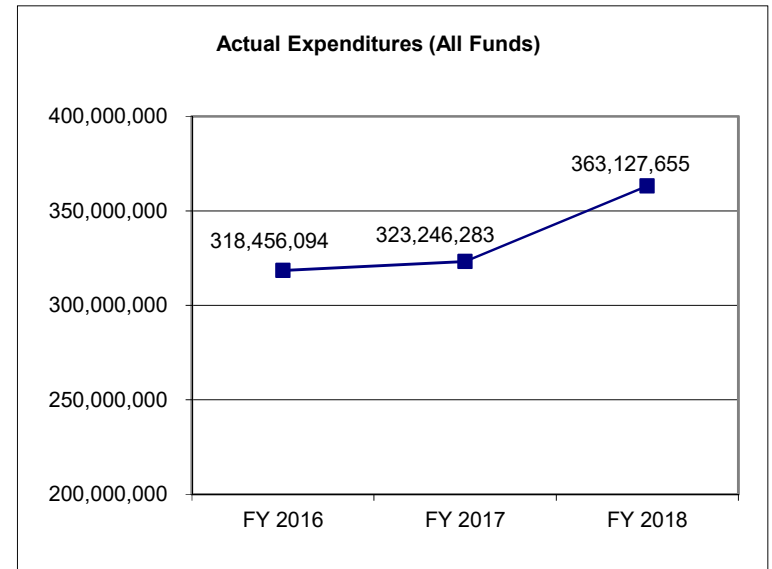
N/A

**CORE DECISION ITEM**

<b>Department</b>	Office of Administration	<b>Budget Unit</b>	32205
<b>Division</b>	Employee Benefits		
<b>Core -</b>	Retirement System Transfer	<b>HB Section</b>	5.465

**4. FINANCIAL HISTORY**

	<b>FY 2016 Actual</b>	<b>FY 2017 Actual</b>	<b>FY 2018 Actual</b>	<b>FY 2019 Current Yr.</b>
Appropriation (All Funds)	338,847,137	346,841,559	393,255,045	413,785,972
Less Reverted (All Funds)	0	0	0	N/A
Less Restricted (All Funds)	0	0	0	N/A
Budget Authority (All Funds)	338,847,137	346,841,559	393,255,045	N/A
Actual Expenditures (All Funds)	318,456,094	323,246,283	363,127,655	N/A
Unexpended (All Funds)	20,391,043	23,595,276	30,127,390	N/A
Unexpended, by Fund:				
General Revenue	5,223,901	6,708,054	8,260,225	N/A
Federal	7,418,798	8,739,251	11,850,080	N/A
Other	7,748,344	8,147,971	10,017,085	N/A
	(1)			



Reverted includes the statutory three-percent reserve amount (when applicable).

Restricted includes any Governor's Expenditure Restrictions which remained at the end of the fiscal year (when applicable).

**NOTES:**

- (1) General Revenue transfer appropriations were increased by \$0 in FY 16.
- Various Federal find transfer appropriations were increased by \$70,153 in FY 16.
- Various Other find transfer appropriations were increased by \$70,061 in FY 16.

**CORE RECONCILIATION DETAIL**

**STATE  
RETIREMENT SYSTEM-TRANSFER**

**5. CORE RECONCILIATION DETAIL**

	Budget Class	FTE	GR	Federal	Other	Total	Explanation
<b>TAFP AFTER VETOES</b>							
	TRF	0.00	245,965,315	91,677,839	76,142,818	413,785,972	
	<b>Total</b>	<b>0.00</b>	<b>245,965,315</b>	<b>91,677,839</b>	<b>76,142,818</b>	<b>413,785,972</b>	
<b>DEPARTMENT CORE ADJUSTMENTS</b>							
Transfer In	1975 T295 TRF	0.00	91,138	0	0	91,138	Transfer in from FMDC for Accounting consolidation fringe
<b>NET DEPARTMENT CHANGES</b>		<b>0.00</b>	<b>91,138</b>	<b>0</b>	<b>0</b>	<b>91,138</b>	
<b>DEPARTMENT CORE REQUEST</b>							
	TRF	0.00	246,056,453	91,677,839	76,142,818	413,877,110	
	<b>Total</b>	<b>0.00</b>	<b>246,056,453</b>	<b>91,677,839</b>	<b>76,142,818</b>	<b>413,877,110</b>	
<b>GOVERNOR'S ADDITIONAL CORE ADJUSTMENTS</b>							
Core Reduction	2236 T297 TRF	0.00	0	0	(60,561)	(60,561)	ECDEC Fund Swap - Retirement System (MOSERS)
<b>NET GOVERNOR CHANGES</b>		<b>0.00</b>	<b>0</b>	<b>0</b>	<b>(60,561)</b>	<b>(60,561)</b>	
<b>GOVERNOR'S RECOMMENDED CORE</b>							
	TRF	0.00	246,056,453	91,677,839	76,082,257	413,816,549	
	<b>Total</b>	<b>0.00</b>	<b>246,056,453</b>	<b>91,677,839</b>	<b>76,082,257</b>	<b>413,816,549</b>	

**BENEFITS REPORT 9 FY 20 GOVERNOR REC**

**DECISION ITEM SUMMARY**

<b>Budget Unit</b>								
<b>Decision Item</b>	<b>FY 2018</b>	<b>FY 2018</b>	<b>FY 2019</b>	<b>FY 2019</b>	<b>FY 2020</b>	<b>FY 2020</b>	<b>FY 2020</b>	<b>FY 2020</b>
<b>Budget Object Summary</b>	<b>ACTUAL</b>	<b>ACTUAL</b>	<b>BUDGET</b>	<b>BUDGET</b>	<b>DEPT REQ</b>	<b>DEPT REQ</b>	<b>GOV REC</b>	<b>GOV REC</b>
<b>Fund</b>	<b>DOLLAR</b>	<b>FTE</b>	<b>DOLLAR</b>	<b>FTE</b>	<b>DOLLAR</b>	<b>FTE</b>	<b>DOLLAR</b>	<b>FTE</b>
<b>RETIREMENT SYSTEM-TRANSFER</b>								
<b>CORE</b>								
<b>FUND TRANSFERS</b>								
GENERAL REVENUE	226,277,775	0.00	245,965,315	0.00	246,056,453	0.00	246,056,453	0.00
VOCATIONAL REHABILITATION	5,535,556	0.00	6,101,183	0.00	6,101,183	0.00	6,101,183	0.00
DEPT ELEM-SEC EDUCATION	1,414,505	0.00	1,760,930	0.00	1,760,930	0.00	1,760,930	0.00
STATE AUDITOR	149,097	0.00	147,744	0.00	147,744	0.00	147,744	0.00
DEPT HIGHER EDUCATION	1,225	0.00	94,010	0.00	94,010	0.00	94,010	0.00
HUMAN RIGHTS COMMISSION - FED	128,021	0.00	179,429	0.00	179,429	0.00	179,429	0.00
DEPT OF LABOR RELATIONS ADMIN	856,815	0.00	1,222,374	0.00	1,222,374	0.00	1,222,374	0.00
DED-ED PRO-CDBG-ADMINISTRATION	92,596	0.00	168,131	0.00	168,131	0.00	168,131	0.00
MULTIMODAL OPERATIONS FEDERAL	0	0.00	7,132	0.00	7,132	0.00	7,132	0.00
DED-ED PROGRAMS-FEDERAL OTHER	0	0.00	8,416	0.00	8,416	0.00	8,416	0.00
DEPARTMENT OF CORRECTIONS	297,439	0.00	418,389	0.00	418,389	0.00	418,389	0.00
DEPT OF REVENUE	28,399	0.00	47,141	0.00	47,141	0.00	47,141	0.00
AGRICULTURE-FEDERAL AND OTHER	306,962	0.00	378,306	0.00	378,306	0.00	378,306	0.00
OA-FEDERAL AND OTHER	25,645	0.00	26,952	0.00	26,952	0.00	26,952	0.00
ATTORNEY GENERAL	502,143	0.00	547,459	0.00	547,459	0.00	547,459	0.00
JUDICIARY - FEDERAL	450,442	0.00	649,261	0.00	649,261	0.00	649,261	0.00
DED COUNCIL ARTS FEDERAL OTHER	47,602	0.00	57,412	0.00	57,412	0.00	57,412	0.00
DEPT NATURAL RESOURCES	2,630,797	0.00	3,654,914	0.00	3,654,914	0.00	3,654,914	0.00
DHSS-FEDERAL AND OTHER FUNDS	8,819,744	0.00	9,672,068	0.00	9,672,068	0.00	9,672,068	0.00
STATE EMERGENCY MANAGEMENT	307,476	0.00	411,216	0.00	411,216	0.00	411,216	0.00
DEPT MENTAL HEALTH	12,502,361	0.00	15,237,747	0.00	15,237,747	0.00	15,237,747	0.00
DEPT OF TRANSPORT HWY SAFETY	0	0.00	6,411	0.00	6,411	0.00	6,411	0.00
NAT ENDOW HUM SV AMER TREAS GR	0	0.00	5,377	0.00	5,377	0.00	5,377	0.00
DEPT PUBLIC SAFETY	46,377	0.00	120,308	0.00	120,308	0.00	120,308	0.00
HOMELAND SECURITY	0	0.00	37	0.00	37	0.00	37	0.00
DIV JOB DEVELOPMENT & TRAINING	2,510,420	0.00	3,548,078	0.00	3,548,078	0.00	3,548,078	0.00
ELECTION ADMIN IMPROVEMENT	19,533	0.00	53,275	0.00	53,275	0.00	53,275	0.00
OA INFORMATION TECH FED& OTHER	2,037,695	0.00	2,655,399	0.00	2,655,399	0.00	2,655,399	0.00
DIV OF LABOR STANDARDS FEDERAL	141,089	0.00	160,461	0.00	160,461	0.00	160,461	0.00
ASSISTIVE TECHNOLOGY FEDERAL	32,974	0.00	41,361	0.00	41,361	0.00	41,361	0.00
ADJUTANT GENERAL-FEDERAL	1,863,081	0.00	2,103,272	0.00	2,103,272	0.00	2,103,272	0.00
DPS-FED-HOMELAND SECURITY	99,390	0.00	435,113	0.00	435,113	0.00	435,113	0.00
FEDERAL DRUG SEIZURE	0	0.00	14	0.00	14	0.00	14	0.00

1/17/19 11:03

im\_disummary

**BENEFITS REPORT 9 FY 20 GOVERNOR REC**

**DECISION ITEM SUMMARY**

<b>Budget Unit</b>								
<b>Decision Item</b>	<b>FY 2018</b>	<b>FY 2018</b>	<b>FY 2019</b>	<b>FY 2019</b>	<b>FY 2020</b>	<b>FY 2020</b>	<b>FY 2020</b>	<b>FY 2020</b>
<b>Budget Object Summary</b>	<b>ACTUAL</b>	<b>ACTUAL</b>	<b>BUDGET</b>	<b>BUDGET</b>	<b>DEPT REQ</b>	<b>DEPT REQ</b>	<b>GOV REC</b>	<b>GOV REC</b>
<b>Fund</b>	<b>DOLLAR</b>	<b>FTE</b>	<b>DOLLAR</b>	<b>FTE</b>	<b>DOLLAR</b>	<b>FTE</b>	<b>DOLLAR</b>	<b>FTE</b>
<b>RETIREMENT SYSTEM-TRANSFER</b>								
<b>CORE</b>								
<b>FUND TRANSFERS</b>								
SEC OF STATE-FEDERAL FUNDS	33,735	0.00	96,608	0.00	96,608	0.00	96,608	0.00
COMMUNITY SERV COMM-FED/OTHER	35,448	0.00	40,357	0.00	40,357	0.00	40,357	0.00
TEMP ASSIST NEEDY FAM FEDERAL	4,165,503	0.00	5,342,404	0.00	5,342,404	0.00	5,342,404	0.00
DEPT OF SOC SERV FEDERAL & OTH	26,112,403	0.00	29,930,466	0.00	29,930,466	0.00	29,930,466	0.00
MISSOURI DISASTER	50,489	0.00	86,235	0.00	86,235	0.00	86,235	0.00
JUSTICE ASSISTANCE GRANT PROGR	51,622	0.00	53,197	0.00	53,197	0.00	53,197	0.00
ENERGY FEDERAL	157,183	0.00	247,804	0.00	247,804	0.00	247,804	0.00
UNEMPLOYMENT COMP ADMIN	3,052,046	0.00	5,961,448	0.00	5,961,448	0.00	5,961,448	0.00
MH INTERAGENCY PAYMENTS	0	0.00	31,202	0.00	31,202	0.00	31,202	0.00
PHARMACY REBATES	0	0.00	3,978	0.00	3,978	0.00	3,978	0.00
THIRD PARTY LIABILITY COLLECT	241,397	0.00	260,356	0.00	260,356	0.00	260,356	0.00
FEDERAL REIMBURSEMENT ALLOWANCE	21,224	0.00	19,938	0.00	19,938	0.00	19,938	0.00
PHARMACY REIMBURSEMENT ALLOWAN	8,658	0.00	5,464	0.00	5,464	0.00	5,464	0.00
STATE TREASURER'S GEN OPERATIO	318,091	0.00	325,364	0.00	325,364	0.00	325,364	0.00
CHILD SUPPORT ENFORCEMENT FUND	598,744	0.00	849,865	0.00	849,865	0.00	849,865	0.00
COMPULSIVE GAMBLER	1,577	0.00	18,478	0.00	18,478	0.00	18,478	0.00
ELEVATOR SAFETY	77,047	0.00	74,545	0.00	74,545	0.00	74,545	0.00
MO ARTS COUNCIL TRUST	55,164	0.00	77,219	0.00	77,219	0.00	77,219	0.00
COMM FOR DEAF-CERT OF INTERPRE	158	0.00	2,058	0.00	2,058	0.00	2,058	0.00
SEC OF ST TECHNOLOGY TRUST	39,762	0.00	67,343	0.00	67,343	0.00	67,343	0.00
MO AIR EMISSION REDUCTION	189,778	0.00	248,045	0.00	248,045	0.00	248,045	0.00
VW ENV TRUST FUND	0	0.00	986	0.00	986	0.00	986	0.00
MO NAT'L GUARD TRAINING SITE	0	0.00	3,424	0.00	3,424	0.00	3,424	0.00
STATEWIDE COURT AUTOMATION	248,098	0.00	341,713	0.00	341,713	0.00	341,713	0.00
NURSING FAC QUALITY OF CARE	154,820	0.00	292,482	0.00	292,482	0.00	292,482	0.00
DIVISION OF TOURISM SUPPL REV	247,602	0.00	308,362	0.00	308,362	0.00	308,362	0.00
HEALTH INITIATIVES	557,499	0.00	617,270	0.00	617,270	0.00	617,270	0.00
HEALTH ACCESS INCENTIVE	15,009	0.00	26,961	0.00	26,961	0.00	26,961	0.00
GAMING COMMISSION FUND	1,093,666	0.00	1,604,179	0.00	1,604,179	0.00	1,604,179	0.00
MENTAL HEALTH EARNINGS FUND	240,660	0.00	504,359	0.00	504,359	0.00	504,359	0.00
ANIMAL HEALTH LABORATORY FEES	4,605	0.00	11,490	0.00	11,490	0.00	11,490	0.00
MAMMOGRAPHY	12,717	0.00	13,701	0.00	13,701	0.00	13,701	0.00
ANIMAL CARE RESERVE	55,807	0.00	109,956	0.00	109,956	0.00	109,956	0.00

1/17/19 11:03

im\_disummary



**BENEFITS REPORT 9 FY 20 GOVERNOR REC**

**DECISION ITEM SUMMARY**

Budget Unit								
Decision Item	FY 2018	FY 2018	FY 2019	FY 2019	FY 2020	FY 2020	FY 2020	FY 2020
Budget Object Summary	ACTUAL	ACTUAL	BUDGET	BUDGET	DEPT REQ	DEPT REQ	GOV REC	GOV REC
Fund	DOLLAR	FTE	DOLLAR	FTE	DOLLAR	FTE	DOLLAR	FTE
<b>RETIREMENT SYSTEM-TRANSFER</b>								
<b>CORE</b>								
FUND TRANSFERS								
HIGHWAY PATROL INSPECTION	0	0.00	20,932	0.00	20,932	0.00	20,932	0.00
MO PUBLIC HEALTH SERVICES	345,002	0.00	403,853	0.00	403,853	0.00	403,853	0.00
LIVESTOCK BRANDS	0	0.00	35	0.00	35	0.00	35	0.00
VETERANS' COMMISSION CI TRUST	819,522	0.00	828,746	0.00	828,746	0.00	828,746	0.00
STATE ROAD	187,802	0.00	244,120	0.00	244,120	0.00	244,120	0.00
MISSOURI STATE WATER PATROL	2,938	0.00	13,100	0.00	13,100	0.00	13,100	0.00
CANTEEN FUND	0	0.00	139,000	0.00	139,000	0.00	139,000	0.00
COMMODITY COUNCIL MERCHANISING	9,005	0.00	13,812	0.00	13,812	0.00	13,812	0.00
FEDERAL SURPLUS PROPERTY	120,323	0.00	143,291	0.00	143,291	0.00	143,291	0.00
SP ANIMAL FAC LOAN PROGRAM	13,576	0.00	24,162	0.00	24,162	0.00	24,162	0.00
STATE FAIR FEE	87,715	0.00	147,596	0.00	147,596	0.00	147,596	0.00
STATE PARKS EARNINGS	191,829	0.00	243,387	0.00	243,387	0.00	243,387	0.00
DHE OUT-OF-STATE PROGRM FUND	4,362	0.00	6,075	0.00	6,075	0.00	6,075	0.00
GROUND EMERG MEDICAL TRANSPRT	0	0.00	9,171	0.00	9,171	0.00	9,171	0.00
NATURAL RESOURCES REVOLVING SE	7,195	0.00	13,958	0.00	13,958	0.00	13,958	0.00
HISTORIC PRESERVATION REVOLV	30,318	0.00	37,518	0.00	37,518	0.00	37,518	0.00
MO VETERANS HOMES	9,947,403	0.00	11,443,220	0.00	11,443,220	0.00	11,443,220	0.00
DNR COST ALLOCATION	1,271,816	0.00	1,505,117	0.00	1,505,117	0.00	1,505,117	0.00
STATE FACILITY MAINT & OPERAT	3,683,216	0.00	4,300,031	0.00	4,300,031	0.00	4,300,031	0.00
DIFP ADMINISTRATIVE	32,144	0.00	44,466	0.00	44,466	0.00	44,466	0.00
OA REVOLVING ADMINISTRATIVE TR	552,241	0.00	569,041	0.00	569,041	0.00	569,041	0.00
WORKING CAPITAL REVOLVING	1,141,101	0.00	1,475,786	0.00	1,475,786	0.00	1,475,786	0.00
CENTRAL CHECK MAIL SERV REVOLV	2,405	0.00	29,399	0.00	29,399	0.00	29,399	0.00
INMATE	18,721	0.00	149,185	0.00	149,185	0.00	149,185	0.00
OIL AND GAS RESOURCES FUND	0	0.00	15,019	0.00	15,019	0.00	15,019	0.00
DIV ALCOHOL & TOBACCO CTRL	282,295	0.00	187,966	0.00	187,966	0.00	187,966	0.00
DOSS ADMINISTRATIVE TRUST	0	0.00	754	0.00	754	0.00	754	0.00
STATUTORY REVISION	0	0.00	19,285	0.00	19,285	0.00	19,285	0.00
DED ADMINISTRATIVE	153,380	0.00	231,617	0.00	231,617	0.00	231,617	0.00
DIVISION OF CREDIT UNIONS	199,737	0.00	232,942	0.00	232,942	0.00	232,942	0.00
DIVISION OF FINANCE	1,474,300	0.00	1,712,535	0.00	1,712,535	0.00	1,712,535	0.00
INSURANCE EXAMINERS FUND	687,976	0.00	727,406	0.00	727,406	0.00	727,406	0.00
NATURAL RESOURCES PROTECTION	42,714	0.00	67,401	0.00	67,401	0.00	67,401	0.00

1/17/19 11:03

im\_disummary

**BENEFITS REPORT 9 FY 20 GOVERNOR REC**

**DECISION ITEM SUMMARY**

<b>Budget Unit</b>								
<b>Decision Item</b>	<b>FY 2018</b>	<b>FY 2018</b>	<b>FY 2019</b>	<b>FY 2019</b>	<b>FY 2020</b>	<b>FY 2020</b>	<b>FY 2020</b>	<b>FY 2020</b>
<b>Budget Object Summary</b>	<b>ACTUAL</b>	<b>ACTUAL</b>	<b>BUDGET</b>	<b>BUDGET</b>	<b>DEPT REQ</b>	<b>DEPT REQ</b>	<b>GOV REC</b>	<b>GOV REC</b>
<b>Fund</b>	<b>DOLLAR</b>	<b>FTE</b>	<b>DOLLAR</b>	<b>FTE</b>	<b>DOLLAR</b>	<b>FTE</b>	<b>DOLLAR</b>	<b>FTE</b>
<b>RETIREMENT SYSTEM-TRANSFER</b>								
<b>CORE</b>								
<b>FUND TRANSFERS</b>								
DEAF RELAY SER & EQ DIST PRGM	35,810	0.00	46,480	0.00	46,480	0.00	46,480	0.00
PROF & PRACT NURSING LOANS	10,011	0.00	15,267	0.00	15,267	0.00	15,267	0.00
INSURANCE DEDICATED FUND	1,549,776	0.00	1,910,581	0.00	1,910,581	0.00	1,910,581	0.00
NRP-WATER POLLUTION PERMIT FEE	842,682	0.00	863,420	0.00	863,420	0.00	863,420	0.00
SOLID WASTE MGMT-SCRAP TIRE	76,123	0.00	103,150	0.00	103,150	0.00	103,150	0.00
SOLID WASTE MANAGEMENT	355,798	0.00	431,325	0.00	431,325	0.00	431,325	0.00
AQUACULTURE MKTING DEVELOPMENT	0	0.00	1,338	0.00	1,338	0.00	1,338	0.00
METALLIC MINERALS WASTE MGMT	4,803	0.00	9,475	0.00	9,475	0.00	9,475	0.00
LOCAL RECORDS PRESERVATION	99,023	0.00	186,892	0.00	186,892	0.00	186,892	0.00
LIVESTOCK SALES & MARKETS FEES	0	0.00	59	0.00	59	0.00	59	0.00
MANUFACTURED HOUSING FUND	54,751	0.00	63,963	0.00	63,963	0.00	63,963	0.00
NRP-AIR POLLUTION ASBESTOS FEE	55,831	0.00	33,341	0.00	33,341	0.00	33,341	0.00
PETROLEUM STORAGE TANK INS	181,945	0.00	242,625	0.00	242,625	0.00	242,625	0.00
UNDERGROUND STOR TANK REG PROG	12,027	0.00	18,647	0.00	18,647	0.00	18,647	0.00
CHEMICAL EMERGENCY PREPAREDNES	26,815	0.00	30,990	0.00	30,990	0.00	30,990	0.00
MOTOR VEHICLE COMMISSION	126,356	0.00	164,958	0.00	164,958	0.00	164,958	0.00
SERVICES TO VICTIMS	7,219	0.00	13,013	0.00	13,013	0.00	13,013	0.00
NRP-AIR POLLUTION PERMIT FEE	676,930	0.00	898,730	0.00	898,730	0.00	898,730	0.00
MISSOURI ONE START JOB DEVELOPMENT	55,564	0.00	76,819	0.00	76,819	0.00	76,819	0.00
PUBLIC SERVICE COMMISSION	2,175,927	0.00	2,432,409	0.00	2,432,409	0.00	2,432,409	0.00
CONSERVATION COMMISSION	12,359,438	0.00	14,084,922	0.00	14,084,922	0.00	14,084,922	0.00
PARKS SALES TAX	3,320,313	0.00	3,834,741	0.00	3,834,741	0.00	3,834,741	0.00
SOIL AND WATER SALES TAX	188,019	0.00	280,713	0.00	280,713	0.00	280,713	0.00
DOSS EDUCATIONAL IMPROVEMENT	640,167	0.00	939,840	0.00	939,840	0.00	939,840	0.00
LIVESTOCK DEALER LAW ENF & ADM	0	0.00	2	0.00	2	0.00	2	0.00
HEALTHY FAMILIES TRUST	5,654	0.00	22,934	0.00	22,934	0.00	22,934	0.00
BOARD OF ACCOUNTANCY	52,304	0.00	58,393	0.00	58,393	0.00	58,393	0.00
MERCHANDISE PRACTICES	342,262	0.00	379,542	0.00	379,542	0.00	379,542	0.00
BOARD OF REG FOR HEALING ARTS	324,830	0.00	380,274	0.00	380,274	0.00	380,274	0.00
BOARD OF NURSING	223,852	0.00	242,795	0.00	242,795	0.00	242,795	0.00
BOARD OF PHARMACY	205,615	0.00	242,436	0.00	242,436	0.00	242,436	0.00
MO REAL ESTATE COMMISSION	163,692	0.00	172,603	0.00	172,603	0.00	172,603	0.00
STATE HWYS AND TRANS DEPT	1,604,338	0.00	1,847,905	0.00	1,847,905	0.00	1,847,905	0.00

1/17/19 11:03

im\_disummary

**BENEFITS REPORT 9 FY 20 GOVERNOR REC**

**DECISION ITEM SUMMARY**

<b>Budget Unit</b>								
<b>Decision Item</b>	<b>FY 2018</b>	<b>FY 2018</b>	<b>FY 2019</b>	<b>FY 2019</b>	<b>FY 2020</b>	<b>FY 2020</b>	<b>FY 2020</b>	<b>FY 2020</b>
<b>Budget Object Summary</b>	<b>ACTUAL</b>	<b>ACTUAL</b>	<b>BUDGET</b>	<b>BUDGET</b>	<b>DEPT REQ</b>	<b>DEPT REQ</b>	<b>GOV REC</b>	<b>GOV REC</b>
<b>Fund</b>	<b>DOLLAR</b>	<b>FTE</b>	<b>DOLLAR</b>	<b>FTE</b>	<b>DOLLAR</b>	<b>FTE</b>	<b>DOLLAR</b>	<b>FTE</b>
<b>RETIREMENT SYSTEM-TRANSFER</b>								
<b>CORE</b>								
<b>FUND TRANSFERS</b>								
MILK INSPECTION FEES	54,491	0.00	73,097	0.00	73,097	0.00	73,097	0.00
DEPT HEALTH & SR SV DOCUMENT	334	0.00	32,899	0.00	32,899	0.00	32,899	0.00
GRAIN INSPECTION FEES	310,170	0.00	345,688	0.00	345,688	0.00	345,688	0.00
PETITION AUDIT REVOLVING TRUST	45,429	0.00	149,943	0.00	149,943	0.00	149,943	0.00
WATER & WASTEWATER LOAN FUND	120,270	0.00	226,402	0.00	226,402	0.00	226,402	0.00
EXCELLENCE IN EDUCATION	93,650	0.00	146,819	0.00	146,819	0.00	146,819	0.00
WORKERS COMPENSATION	1,580,147	0.00	2,637,937	0.00	2,637,937	0.00	2,637,937	0.00
WORKERS COMP-SECOND INJURY	403,293	0.00	456,621	0.00	456,621	0.00	456,621	0.00
ENVIRONMENTAL RADIATION MONITR	17,522	0.00	24,626	0.00	24,626	0.00	24,626	0.00
LOTTERY ENTERPRISE	1,343,448	0.00	1,526,343	0.00	1,526,343	0.00	1,526,343	0.00
DEPT OF HEALTH-DONATED	13,983	0.00	33,594	0.00	33,594	0.00	33,594	0.00
RAILROAD EXPENSE	0	0.00	18,044	0.00	18,044	0.00	18,044	0.00
GROUNDWATER PROTECTION	88,227	0.00	101,618	0.00	101,618	0.00	101,618	0.00
PETROLEUM INSPECTION FUND	299,738	0.00	340,156	0.00	340,156	0.00	340,156	0.00
ANTITRUST REVOLVING	48,436	0.00	58,954	0.00	58,954	0.00	58,954	0.00
ENERGY SET-ASIDE PROGRAM	121,218	0.00	140,552	0.00	140,552	0.00	140,552	0.00
MISSOURI LAND SURVEY FUND	135,601	0.00	173,107	0.00	173,107	0.00	173,107	0.00
LEGAL DEFENSE AND DEFENDER	27,349	0.00	30,097	0.00	30,097	0.00	30,097	0.00
CRIMINAL RECORD SYSTEM	7,074	0.00	7,050	0.00	7,050	0.00	7,050	0.00
STATE TRANSPORTATION FUND	0	0.00	3,010	0.00	3,010	0.00	3,010	0.00
HAZARDOUS WASTE FUND	497,418	0.00	539,964	0.00	539,964	0.00	539,964	0.00
DENTAL BOARD FUND	52,079	0.00	67,733	0.00	67,733	0.00	67,733	0.00
BRD OF ARCH,ENG,LND SUR,LND AR	45,661	0.00	73,216	0.00	73,216	0.00	73,216	0.00
SAFE DRINKING WATER FUND	382,912	0.00	420,298	0.00	420,298	0.00	420,298	0.00
MO OFFICE OF PROSECUTION SERV	43,993	0.00	54,072	0.00	54,072	0.00	54,072	0.00
CRIME VICTIMS COMP FUND	99,402	0.00	98,442	0.00	98,442	0.00	98,442	0.00
AGRICULTURE BUSINESS DEVELOPMT	0	0.00	7,332	0.00	7,332	0.00	7,332	0.00
PROFESSIONAL REGISTRATION FEES	702,067	0.00	785,292	0.00	785,292	0.00	785,292	0.00
CHILDREN'S TRUST	43,540	0.00	54,235	0.00	54,235	0.00	54,235	0.00
HP MTR VEHICLE/AIRCRAFT/WTRCRAFT	0	0.00	53	0.00	53	0.00	53	0.00
OIL AND GAS REMEDIAL	0	0.00	289	0.00	289	0.00	289	0.00
PROP SCHOOL CERT FUND	38,526	0.00	42,834	0.00	42,834	0.00	42,834	0.00
BIODIESEL FUEL REVOLVING	0	0.00	148	0.00	148	0.00	148	0.00

1/17/19 11:03

im\_disummary

**BENEFITS REPORT 9 FY 20 GOVERNOR REC**

**DECISION ITEM SUMMARY**

<b>Budget Unit</b>								
<b>Decision Item</b>	<b>FY 2018</b>	<b>FY 2018</b>	<b>FY 2019</b>	<b>FY 2019</b>	<b>FY 2020</b>	<b>FY 2020</b>	<b>FY 2020</b>	<b>FY 2020</b>
<b>Budget Object Summary</b>	<b>ACTUAL</b>	<b>ACTUAL</b>	<b>BUDGET</b>	<b>BUDGET</b>	<b>DEPT REQ</b>	<b>DEPT REQ</b>	<b>GOV REC</b>	<b>GOV REC</b>
<b>Fund</b>	<b>DOLLAR</b>	<b>FTE</b>	<b>DOLLAR</b>	<b>FTE</b>	<b>DOLLAR</b>	<b>FTE</b>	<b>DOLLAR</b>	<b>FTE</b>
<b>RETIREMENT SYSTEM-TRANSFER</b>								
<b>CORE</b>								
<b>FUND TRANSFERS</b>								
DRUG COURT RESOURCES	39,409	0.00	40,231	0.00	40,231	0.00	40,231	0.00
MO COMM DEAF & HARD OF HEARING	0	0.00	1,525	0.00	1,525	0.00	1,525	0.00
BOILER & PRESSURE VESSELS SAFE	79,631	0.00	81,333	0.00	81,333	0.00	81,333	0.00
MISSOURI PET SPAY/NEUTER	0	0.00	8,917	0.00	8,917	0.00	8,917	0.00
BASIC CIVIL LEGAL SERVICES	18,900	0.00	19,865	0.00	19,865	0.00	19,865	0.00
STATE SUPP DOWNTOWN DEVELOPMNT	8,983	0.00	10,899	0.00	10,899	0.00	10,899	0.00
DEP OF REVENUE SPECIALTY PLATE	0	0.00	339	0.00	339	0.00	339	0.00
MISSOURI RX PLAN FUND	72,026	0.00	157,542	0.00	157,542	0.00	157,542	0.00
PUTATIVE FATHER REGISTRY	9,385	0.00	16,749	0.00	16,749	0.00	16,749	0.00
ECON DEVELOP ADVANCEMENT FUND	284,483	0.00	300,954	0.00	300,954	0.00	300,954	0.00
MISSOURI WINE AND GRAPE FUND	58,448	0.00	58,935	0.00	58,935	0.00	58,935	0.00
GEOLOGIC RESOURCES FUND	7,788	0.00	24,315	0.00	24,315	0.00	24,315	0.00
MO EXPLOSIVES SAFETY ACT ADMIN	13,001	0.00	15,294	0.00	15,294	0.00	15,294	0.00
AH COMM ED DUE PROCESS HEARING	10,238	0.00	14,234	0.00	14,234	0.00	14,234	0.00
BOLL WEEVIL SUPPRESS & ERADICAT	467	0.00	4,667	0.00	4,667	0.00	4,667	0.00
ORGAN DONOR PROGRAM	20,335	0.00	19,056	0.00	19,056	0.00	19,056	0.00
INMATE INCAR REIMB ACT REVOLV	11,888	0.00	22,722	0.00	22,722	0.00	22,722	0.00
INVESTOR EDUC & PROTECTION	54,315	0.00	147,372	0.00	147,372	0.00	147,372	0.00
MO OFFICE-PROSECUTION SERVICES	16,203	0.00	9,268	0.00	9,268	0.00	9,268	0.00
JUDICIARY EDUCATION & TRAINING	89,738	0.00	114,319	0.00	114,319	0.00	114,319	0.00
EARLY CHILDHOOD DEV EDU/CARE	64,235	0.00	60,561	0.00	60,561	0.00	0	0.00
ABANDONED FUND ACCOUNT	114,251	0.00	130,091	0.00	130,091	0.00	130,091	0.00
MODEX	17,157	0.00	18,145	0.00	18,145	0.00	18,145	0.00
GUARANTY AGENCY OPERATING	426,742	0.00	197,983	0.00	197,983	0.00	197,983	0.00
ASSISTIVE TECHNOLOGY LOAN REV	7,080	0.00	9,704	0.00	9,704	0.00	9,704	0.00
DRY-CLEANING ENVIRL RESP TRUST	227	0.00	0	0.00	0	0.00	0	0.00
CHILDHOOD LEAD TESTING	567	0.00	4,886	0.00	4,886	0.00	4,886	0.00
NATIONAL GUARD TRUST	212,585	0.00	263,379	0.00	263,379	0.00	263,379	0.00
AGRICULTURE DEVELOPMENT	9,791	0.00	12,131	0.00	12,131	0.00	12,131	0.00
MINED LAND RECLAMATION	62,436	0.00	96,187	0.00	96,187	0.00	96,187	0.00
BABLER STATE PARK	11,129	0.00	12,236	0.00	12,236	0.00	12,236	0.00
INSTITUTION GIFT TRUST	0	0.00	10,007	0.00	10,007	0.00	10,007	0.00
MENTAL HEALTH TRUST	199	0.00	53,954	0.00	53,954	0.00	53,954	0.00

1/17/19 11:03

im\_disummary

**BENEFITS REPORT 9 FY 20 GOVERNOR REC**

**DECISION ITEM SUMMARY**

<b>Budget Unit</b>								
<b>Decision Item</b>	<b>FY 2018</b>	<b>FY 2018</b>	<b>FY 2019</b>	<b>FY 2019</b>	<b>FY 2020</b>	<b>FY 2020</b>	<b>FY 2020</b>	<b>FY 2020</b>
<b>Budget Object Summary</b>	<b>ACTUAL</b>	<b>ACTUAL</b>	<b>BUDGET</b>	<b>BUDGET</b>	<b>DEPT REQ</b>	<b>DEPT REQ</b>	<b>GOV REC</b>	<b>GOV REC</b>
<b>Fund</b>	<b>DOLLAR</b>	<b>FTE</b>	<b>DOLLAR</b>	<b>FTE</b>	<b>DOLLAR</b>	<b>FTE</b>	<b>DOLLAR</b>	<b>FTE</b>
<b>RETIREMENT SYSTEM-TRANSFER</b>								
<b>CORE</b>								
FUND TRANSFERS								
ENERGY FUTURES FUND	31,468	0.00	73,883	0.00	73,883	0.00	73,883	0.00
CIG FIRE SAFE & FIREFIGHTER PR	1,634	0.00	2,586	0.00	2,586	0.00	2,586	0.00
SPECIAL EMPLOYMENT SECURITY	87,830	0.00	120,053	0.00	120,053	0.00	120,053	0.00
AVIATION TRUST FUND	0	0.00	88	0.00	88	0.00	88	0.00
UNEMPLOYMENT AUTOMATION	135,307	0.00	531,267	0.00	531,267	0.00	531,267	0.00
AMBULANCE SERVICE REIMB ALLOW	3,953	0.00	5,146	0.00	5,146	0.00	5,146	0.00
AGRICULTURE PROTECTION	931,818	0.00	1,109,018	0.00	1,109,018	0.00	1,109,018	0.00
MINE INSPECTION	8,300	0.00	9,532	0.00	9,532	0.00	9,532	0.00
RECOVERY AUDIT AND COMPLIANCE	0	0.00	16,337	0.00	16,337	0.00	16,337	0.00
LIVSTK FEED CROP LOAN PRGM	0	0.00	2,093	0.00	2,093	0.00	2,093	0.00
MO REVOLVING INFO TECH TRUST	1,537,148	0.00	2,788,247	0.00	2,788,247	0.00	2,788,247	0.00
TOBACCO CONTROL SPECIAL	0	0.00	7,807	0.00	7,807	0.00	7,807	0.00
MEDICAID PROVIDER ENROLLMENT	0	0.00	19,250	0.00	19,250	0.00	19,250	0.00
TOTAL - TRF	363,127,655	0.00	413,785,972	0.00	413,877,110	0.00	413,816,549	0.00
<b>TOTAL</b>	<b>363,127,655</b>	<b>0.00</b>	<b>413,785,972</b>	<b>0.00</b>	<b>413,877,110</b>	<b>0.00</b>	<b>413,816,549</b>	<b>0.00</b>
<b>ECDEC GR Pickup - 0000019</b>								
FUND TRANSFERS								
GENERAL REVENUE	0	0.00	0	0.00	0	0.00	60,561	0.00
TOTAL - TRF	0	0.00	0	0.00	0	0.00	60,561	0.00
<b>TOTAL</b>	<b>0</b>	<b>0.00</b>	<b>0</b>	<b>0.00</b>	<b>0</b>	<b>0.00</b>	<b>60,561</b>	<b>0.00</b>
<b>MOSERS RATE INC-TRF - 1300022</b>								
FUND TRANSFERS								
GENERAL REVENUE	0	0.00	0	0.00	16,076,962	0.00	6,063,685	0.00
OA INFORMATION TECH FED& OTHER	0	0.00	0	0.00	8,484,161	0.00	0	0.00
PHARMACY REBATES	0	0.00	0	0.00	0	0.00	708	0.00
THIRD PARTY LIABILITY COLLECT	0	0.00	0	0.00	0	0.00	2,119	0.00
FEDERAL REIMBURSEMENT ALLOWANCE	0	0.00	0	0.00	0	0.00	168	0.00
PHARMACY REIMBURSEMENT ALLOWAN	0	0.00	0	0.00	0	0.00	37	0.00
STATE TREASURER'S GEN OPERATIO	0	0.00	0	0.00	0	0.00	2,778	0.00
CHILD SUPPORT ENFORCEMENT FUND	0	0.00	0	0.00	0	0.00	5,958	0.00

1/17/19 11:03

im\_disummary

**BENEFITS REPORT 9 FY 20 GOVERNOR REC**

**DECISION ITEM SUMMARY**

Budget Unit								
Decision Item	FY 2018	FY 2018	FY 2019	FY 2019	FY 2020	FY 2020	FY 2020	FY 2020
Budget Object Summary	ACTUAL	ACTUAL	BUDGET	BUDGET	DEPT REQ	DEPT REQ	GOV REC	GOV REC
Fund	DOLLAR	FTE	DOLLAR	FTE	DOLLAR	FTE	DOLLAR	FTE
<b>RETIREMENT SYSTEM-TRANSFER</b>								
<b>MOSERS RATE INC-TRF - 1300022</b>								
FUND TRANSFERS								
ELEVATOR SAFETY	0	0.00	0	0.00	0	0.00	693	0.00
MO ARTS COUNCIL TRUST	0	0.00	0	0.00	0	0.00	951	0.00
COMM FOR DEAF-CERT OF INTERPRE	0	0.00	0	0.00	0	0.00	9	0.00
SEC OF ST TECHNOLOGY TRUST	0	0.00	0	0.00	0	0.00	634	0.00
MO AIR EMISSION REDUCTION	0	0.00	0	0.00	0	0.00	1,708	0.00
VW ENV TRUST FUND	0	0.00	0	0.00	0	0.00	178	0.00
MO NAT'L GUARD TRAINING SITE	0	0.00	0	0.00	0	0.00	35	0.00
STATEWIDE COURT AUTOMATION	0	0.00	0	0.00	0	0.00	2,750	0.00
NURSING FAC QUALITY OF CARE	0	0.00	0	0.00	0	0.00	2,195	0.00
DIVISION OF TOURISM SUPPL REV	0	0.00	0	0.00	0	0.00	2,906	0.00
HEALTH INITIATIVES	0	0.00	0	0.00	0	0.00	4,865	0.00
HEALTH ACCESS INCENTIVE	0	0.00	0	0.00	0	0.00	129	0.00
GAMING COMMISSION FUND	0	0.00	0	0.00	0	0.00	7,337	0.00
MENTAL HEALTH EARNINGS FUND	0	0.00	0	0.00	0	0.00	826	0.00
ANIMAL HEALTH LABORATORY FEES	0	0.00	0	0.00	0	0.00	220	0.00
MAMMOGRAPHY	0	0.00	0	0.00	0	0.00	111	0.00
ANIMAL CARE RESERVE	0	0.00	0	0.00	0	0.00	820	0.00
HIGHWAY PATROL INSPECTION	0	0.00	0	0.00	0	0.00	214	0.00
MO PUBLIC HEALTH SERVICES	0	0.00	0	0.00	0	0.00	4,184	0.00
VETERANS' COMMISSION CI TRUST	0	0.00	0	0.00	0	0.00	8,033	0.00
STATE ROAD	0	0.00	0	0.00	0	0.00	414,964	0.00
MISSOURI STATE WATER PATROL	0	0.00	0	0.00	0	0.00	47	0.00
CANTEEN FUND	0	0.00	0	0.00	0	0.00	5,845	0.00
COMMODITY COUNCIL MERCHANISING	0	0.00	0	0.00	0	0.00	136	0.00
FEDERAL SURPLUS PROPERTY	0	0.00	0	0.00	0	0.00	1,433	0.00
SP ANIMAL FAC LOAN PROGRAM	0	0.00	0	0.00	0	0.00	196	0.00
STATE FAIR FEE	0	0.00	0	0.00	0	0.00	2,416	0.00
STATE PARKS EARNINGS	0	0.00	0	0.00	0	0.00	2,121	0.00
DHE OUT-OF-STATE PROGRM FUND	0	0.00	0	0.00	0	0.00	65	0.00
GROUND EMERG MEDICAL TRANSPRT	0	0.00	0	0.00	0	0.00	76	0.00
NATURAL RESOURCES REVOLVING SE	0	0.00	0	0.00	0	0.00	100	0.00
AGRI LAND SURVEY REVOLVING SER	0	0.00	0	0.00	0	0.00	293	0.00
HISTORIC PRESERVATION REVOLV	0	0.00	0	0.00	0	0.00	343	0.00

1/17/19 11:03

im\_disummary

**BENEFITS REPORT 9 FY 20 GOVERNOR REC**

**DECISION ITEM SUMMARY**

Budget Unit								
Decision Item	FY 2018	FY 2018	FY 2019	FY 2019	FY 2020	FY 2020	FY 2020	FY 2020
Budget Object Summary	ACTUAL	ACTUAL	BUDGET	BUDGET	DEPT REQ	DEPT REQ	GOV REC	GOV REC
Fund	DOLLAR	FTE	DOLLAR	FTE	DOLLAR	FTE	DOLLAR	FTE
<b>RETIREMENT SYSTEM-TRANSFER</b>								
<b>MOSERS RATE INC-TRF - 1300022</b>								
FUND TRANSFERS								
MO VETERANS HOMES	0	0.00	0	0.00	0	0.00	98,021	0.00
INDUSTRIAL HEMP FUND	0	0.00	0	0.00	0	0.00	145	0.00
DNR COST ALLOCATION	0	0.00	0	0.00	0	0.00	13,183	0.00
STATE FACILITY MAINT & OPERAT	0	0.00	0	0.00	0	0.00	33,271	0.00
DIFP ADMINISTRATIVE	0	0.00	0	0.00	0	0.00	422	0.00
OA REVOLVING ADMINISTRATIVE TR	0	0.00	0	0.00	0	0.00	6,414	0.00
WORKING CAPITAL REVOLVING	0	0.00	0	0.00	0	0.00	13,496	0.00
CENTRAL CHECK MAIL SERV REVOLV	0	0.00	0	0.00	0	0.00	21	0.00
INMATE	0	0.00	0	0.00	0	0.00	199	0.00
OIL AND GAS RESOURCES FUND	0	0.00	0	0.00	0	0.00	145	0.00
DIV ALCOHOL & TOBACCO CTRL	0	0.00	0	0.00	0	0.00	3,175	0.00
DOSS ADMINISTRATIVE TRUST	0	0.00	0	0.00	0	0.00	7	0.00
STATUTORY REVISION	0	0.00	0	0.00	0	0.00	150	0.00
DED ADMINISTRATIVE	0	0.00	0	0.00	0	0.00	1,993	0.00
DIVISION OF CREDIT UNIONS	0	0.00	0	0.00	0	0.00	1,978	0.00
DIVISION OF FINANCE	0	0.00	0	0.00	0	0.00	13,730	0.00
SOLID WASTE SUBACCOUNT	0	0.00	0	0.00	0	0.00	556	0.00
INSURANCE EXAMINERS FUND	0	0.00	0	0.00	0	0.00	5,782	0.00
NATURAL RESOURCES PROTECTION	0	0.00	0	0.00	0	0.00	501	0.00
DEAF RELAY SER & EQ DIST PRGM	0	0.00	0	0.00	0	0.00	387	0.00
PROF & PRACT NURSING LOANS	0	0.00	0	0.00	0	0.00	131	0.00
INSURANCE DEDICATED FUND	0	0.00	0	0.00	0	0.00	15,660	0.00
NRP-WATER POLLUTION PERMIT FEE	0	0.00	0	0.00	0	0.00	7,407	0.00
SOLID WASTE MGMT-SCRAP TIRE	0	0.00	0	0.00	0	0.00	796	0.00
SOLID WASTE MANAGEMENT	0	0.00	0	0.00	0	0.00	3,629	0.00
METALLIC MINERALS WASTE MGMT	0	0.00	0	0.00	0	0.00	87	0.00
LOCAL RECORDS PRESERVATION	0	0.00	0	0.00	0	0.00	1,740	0.00
MANUFACTURED HOUSING FUND	0	0.00	0	0.00	0	0.00	625	0.00
NRP-AIR POLLUTION ASBESTOS FEE	0	0.00	0	0.00	0	0.00	482	0.00
PETROLEUM STORAGE TANK INS	0	0.00	0	0.00	0	0.00	2,220	0.00
UNDERGROUND STOR TANK REG PROG	0	0.00	0	0.00	0	0.00	174	0.00
CHEMICAL EMERGENCY PREPAREDNES	0	0.00	0	0.00	0	0.00	275	0.00
MOTOR VEHICLE COMMISSION	0	0.00	0	0.00	0	0.00	1,304	0.00

1/17/19 11:03

im\_disummary

**BENEFITS REPORT 9 FY 20 GOVERNOR REC**

**DECISION ITEM SUMMARY**

Budget Unit								
Decision Item	FY 2018	FY 2018	FY 2019	FY 2019	FY 2020	FY 2020	FY 2020	FY 2020
Budget Object Summary	ACTUAL	ACTUAL	BUDGET	BUDGET	DEPT REQ	DEPT REQ	GOV REC	GOV REC
Fund	DOLLAR	FTE	DOLLAR	FTE	DOLLAR	FTE	DOLLAR	FTE
<b>RETIREMENT SYSTEM-TRANSFER</b>								
<b>MOSERS RATE INC-TRF - 1300022</b>								
FUND TRANSFERS								
SERVICES TO VICTIMS	0	0.00	0	0.00	0	0.00	122	0.00
NRP-AIR POLLUTION PERMIT FEE	0	0.00	0	0.00	0	0.00	6,155	0.00
MISSOURI ONE START JOB DEVELOPMENT	0	0.00	0	0.00	0	0.00	667	0.00
VET HEALTH AND CARE FUND	0	0.00	0	0.00	0	0.00	4,464	0.00
PUBLIC SERVICE COMMISSION	0	0.00	0	0.00	0	0.00	18,379	0.00
CONSERVATION COMMISSION	0	0.00	0	0.00	0	0.00	124,659	0.00
PARKS SALES TAX	0	0.00	0	0.00	0	0.00	35,327	0.00
SOIL AND WATER SALES TAX	0	0.00	0	0.00	0	0.00	2,281	0.00
DOSS EDUCATIONAL IMPROVEMENT	0	0.00	0	0.00	0	0.00	5,475	0.00
BOARD OF ACCOUNTANCY	0	0.00	0	0.00	0	0.00	505	0.00
MERCHANDISE PRACTICES	0	0.00	0	0.00	0	0.00	2,863	0.00
BOARD OF REG FOR HEALING ARTS	0	0.00	0	0.00	0	0.00	3,197	0.00
BOARD OF NURSING	0	0.00	0	0.00	0	0.00	2,150	0.00
BOARD OF PHARMACY	0	0.00	0	0.00	0	0.00	1,998	0.00
MO REAL ESTATE COMMISSION	0	0.00	0	0.00	0	0.00	1,615	0.00
STATE HWYS AND TRANS DEPT	0	0.00	0	0.00	0	0.00	17,279	0.00
MILK INSPECTION FEES	0	0.00	0	0.00	0	0.00	774	0.00
DEPT HEALTH & SR SV DOCUMENT	0	0.00	0	0.00	0	0.00	128	0.00
GRAIN INSPECTION FEES	0	0.00	0	0.00	0	0.00	3,550	0.00
PETITION AUDIT REVOLVING TRUST	0	0.00	0	0.00	0	0.00	1,453	0.00
WATER & WASTEWATER LOAN FUND	0	0.00	0	0.00	0	0.00	1,285	0.00
EXCELLENCE IN EDUCATION	0	0.00	0	0.00	0	0.00	1,343	0.00
WORKERS COMPENSATION	0	0.00	0	0.00	0	0.00	15,809	0.00
WORKERS COMP-SECOND INJURY	0	0.00	0	0.00	0	0.00	3,500	0.00
ENVIRON IMPROVE AUTHORITY	0	0.00	0	0.00	0	0.00	840	0.00
ENVIRONMENTAL RADIATION MONITR	0	0.00	0	0.00	0	0.00	176	0.00
LOTTERY ENTERPRISE	0	0.00	0	0.00	0	0.00	12,083	0.00
DEPT OF HEALTH-DONATED	0	0.00	0	0.00	0	0.00	485	0.00
RAILROAD EXPENSE	0	0.00	0	0.00	0	0.00	18	0.00
GROUNDWATER PROTECTION	0	0.00	0	0.00	0	0.00	909	0.00
PETROLEUM INSPECTION FUND	0	0.00	0	0.00	0	0.00	2,824	0.00
ANTITRUST REVOLVING	0	0.00	0	0.00	0	0.00	659	0.00
ENERGY SET-ASIDE PROGRAM	0	0.00	0	0.00	0	0.00	805	0.00

1/17/19 11:03

im\_disummary



**BENEFITS REPORT 9 FY 20 GOVERNOR REC**

**DECISION ITEM SUMMARY**

Budget Unit								
Decision Item	FY 2018	FY 2018	FY 2019	FY 2019	FY 2020	FY 2020	FY 2020	FY 2020
Budget Object Summary	ACTUAL	ACTUAL	BUDGET	BUDGET	DEPT REQ	DEPT REQ	GOV REC	GOV REC
Fund	DOLLAR	FTE	DOLLAR	FTE	DOLLAR	FTE	DOLLAR	FTE
<b>RETIREMENT SYSTEM-TRANSFER</b>								
<b>MOSERS RATE INC-TRF - 1300022</b>								
FUND TRANSFERS								
MISSOURI LAND SURVEY FUND	0	0.00	0	0.00	0	0.00	1,287	0.00
LEGAL DEFENSE AND DEFENDER	0	0.00	0	0.00	0	0.00	227	0.00
CRIMINAL RECORD SYSTEM	0	0.00	0	0.00	0	0.00	190	0.00
HIGHWAY PATROL ACADEMY	0	0.00	0	0.00	0	0.00	3	0.00
STATE TRANSPORTATION FUND	0	0.00	0	0.00	0	0.00	4	0.00
HAZARDOUS WASTE FUND	0	0.00	0	0.00	0	0.00	4,455	0.00
DENTAL BOARD FUND	0	0.00	0	0.00	0	0.00	611	0.00
BRD OF ARCH,ENG,LND SUR,LND AR	0	0.00	0	0.00	0	0.00	624	0.00
SAFE DRINKING WATER FUND	0	0.00	0	0.00	0	0.00	3,496	0.00
MO OFFICE OF PROSECUTION SERV	0	0.00	0	0.00	0	0.00	548	0.00
CRIME VICTIMS COMP FUND	0	0.00	0	0.00	0	0.00	935	0.00
AGRICULTURE BUSINESS DEVELOPMT	0	0.00	0	0.00	0	0.00	31	0.00
PROFESSIONAL REGISTRATION FEES	0	0.00	0	0.00	0	0.00	7,018	0.00
CHILDREN'S TRUST	0	0.00	0	0.00	0	0.00	472	0.00
HP MTR VEHICLE/AIRCRAFT/WTRCRFT	0	0.00	0	0.00	0	0.00	13	0.00
OIL AND GAS REMEDIAL	0	0.00	0	0.00	0	0.00	13	0.00
PROP SCHOOL CERT FUND	0	0.00	0	0.00	0	0.00	389	0.00
BIODIESEL FUEL REVOLVING	0	0.00	0	0.00	0	0.00	6	0.00
DRUG COURT RESOURCES	0	0.00	0	0.00	0	0.00	350	0.00
MO COMM DEAF & HARD OF HEARING	0	0.00	0	0.00	0	0.00	59	0.00
BOILER & PRESSURE VESSELS SAFE	0	0.00	0	0.00	0	0.00	665	0.00
BASIC CIVIL LEGAL SERVICES	0	0.00	0	0.00	0	0.00	156	0.00
HIGHWAY PATROL TRAFFIC RECORDS	0	0.00	0	0.00	0	0.00	2	0.00
STATE SUPP DOWNTOWN DEVELOPMNT	0	0.00	0	0.00	0	0.00	75	0.00
DNA PROFILING ANALYSIS	0	0.00	0	0.00	0	0.00	2	0.00
DEP OF REVENUE SPECIALTY PLATE	0	0.00	0	0.00	0	0.00	12	0.00
MISSOURI RX PLAN FUND	0	0.00	0	0.00	0	0.00	601	0.00
PUTATIVE FATHER REGISTRY	0	0.00	0	0.00	0	0.00	135	0.00
ECON DEVELOP ADVANCEMENT FUND	0	0.00	0	0.00	0	0.00	174	0.00
MISSOURI WINE AND GRAPE FUND	0	0.00	0	0.00	0	0.00	477	0.00
GEOLOGIC RESOURCES FUND	0	0.00	0	0.00	0	0.00	200	0.00
MO EXPLOSIVES SAFETY ACT ADMIN	0	0.00	0	0.00	0	0.00	149	0.00
MP WRP RENEWABLE WATER PROGRAM	0	0.00	0	0.00	0	0.00	149	0.00

1/17/19 11:03

im\_disummary

**BENEFITS REPORT 9 FY 20 GOVERNOR REC**

**DECISION ITEM SUMMARY**

Budget Unit								
Decision Item	FY 2018	FY 2018	FY 2019	FY 2019	FY 2020	FY 2020	FY 2020	FY 2020
Budget Object Summary	ACTUAL	ACTUAL	BUDGET	BUDGET	DEPT REQ	DEPT REQ	GOV REC	GOV REC
Fund	DOLLAR	FTE	DOLLAR	FTE	DOLLAR	FTE	DOLLAR	FTE
<b>RETIREMENT SYSTEM-TRANSFER</b>								
<b>MOSERS RATE INC-TRF - 1300022</b>								
FUND TRANSFERS								
AH COMM ED DUE PROCESS HEARING	0	0.00	0	0.00	0	0.00	129	0.00
BOLL WEEVIL SUPPRESS & ERADICAT	0	0.00	0	0.00	0	0.00	69	0.00
ORGAN DONOR PROGRAM	0	0.00	0	0.00	0	0.00	198	0.00
INMATE INCAR REIMB ACT REVOLV	0	0.00	0	0.00	0	0.00	167	0.00
INVESTOR EDUC & PROTECTION	0	0.00	0	0.00	0	0.00	1,341	0.00
MO OFFICE-PROSECUTION SERVICES	0	0.00	0	0.00	0	0.00	159	0.00
JUDICIARY EDUCATION & TRAINING	0	0.00	0	0.00	0	0.00	986	0.00
CHARTER PUBLIC SCHOOL REVOLV	0	0.00	0	0.00	0	0.00	78	0.00
ABANDONED FUND ACCOUNT	0	0.00	0	0.00	0	0.00	1,013	0.00
MODEX	0	0.00	0	0.00	0	0.00	151	0.00
GUARANTY AGENCY OPERATING	0	0.00	0	0.00	0	0.00	1,337	0.00
ASSISTIVE TECHNOLOGY LOAN REV	0	0.00	0	0.00	0	0.00	88	0.00
CHILDHOOD LEAD TESTING	0	0.00	0	0.00	0	0.00	30	0.00
NATIONAL GUARD TRUST	0	0.00	0	0.00	0	0.00	2,201	0.00
AGRICULTURE DEVELOPMENT	0	0.00	0	0.00	0	0.00	130	0.00
MINED LAND RECLAMATION	0	0.00	0	0.00	0	0.00	695	0.00
BABLER STATE PARK	0	0.00	0	0.00	0	0.00	96	0.00
MENTAL HEALTH TRUST	0	0.00	0	0.00	0	0.00	762	0.00
ENERGY FUTURES FUND	0	0.00	0	0.00	0	0.00	528	0.00
CIG FIRE SAFE & FIREFIGHTER PR	0	0.00	0	0.00	0	0.00	35	0.00
SPECIAL EMPLOYMENT SECURITY	0	0.00	0	0.00	0	0.00	959	0.00
AVIATION TRUST FUND	0	0.00	0	0.00	0	0.00	16	0.00
UNEMPLOYMENT AUTOMATION	0	0.00	0	0.00	0	0.00	1,910	0.00
AMBULANCE SERVICE REIMB ALLOW	0	0.00	0	0.00	0	0.00	31	0.00
AGRICULTURE PROTECTION	0	0.00	0	0.00	0	0.00	8,903	0.00
MINE INSPECTION	0	0.00	0	0.00	0	0.00	81	0.00
LIVSTK FEED CROP LOAN PRGM	0	0.00	0	0.00	0	0.00	19	0.00
MO REVOLVING INFO TECH TRUST	0	0.00	0	0.00	9,308,182	0.00	14,832	0.00
TOBACCO CONTROL SPECIAL	0	0.00	0	0.00	0	0.00	71	0.00

1/17/19 11:03

im\_disummary

**BENEFITS REPORT 9 FY 20 GOVERNOR REC**

**DECISION ITEM SUMMARY**

Budget Unit								
Decision Item	FY 2018	FY 2018	FY 2019	FY 2019	FY 2020	FY 2020	FY 2020	FY 2020
Budget Object Summary	ACTUAL	ACTUAL	BUDGET	BUDGET	DEPT REQ	DEPT REQ	GOV REC	GOV REC
Fund	DOLLAR	FTE	DOLLAR	FTE	DOLLAR	FTE	DOLLAR	FTE
<b>RETIREMENT SYSTEM-TRANSFER</b>								
<b>MOSERS RATE INC-TRF - 1300022</b>								
FUND TRANSFERS								
MEDICAID PROVIDER ENROLLMENT	0	0.00	0	0.00	0	0.00	155	0.00
TOTAL - TRF	0	0.00	0	0.00	33,869,305	0.00	7,104,867	0.00
<b>TOTAL</b>	<b>0</b>	<b>0.00</b>	<b>0</b>	<b>0.00</b>	<b>33,869,305</b>	<b>0.00</b>	<b>7,104,867</b>	<b>0.00</b>
<b>MOSERS - FY20 Pay Plan - 1300038</b>								
FUND TRANSFERS								
GENERAL REVENUE	0	0.00	0	0.00	0	0.00	3,870,000	0.00
PHARMACY REBATES	0	0.00	0	0.00	0	0.00	1,488	0.00
THIRD PARTY LIABILITY COLLECT	0	0.00	0	0.00	0	0.00	4,480	0.00
FEDERAL REIMBURSMENT ALLOWANCE	0	0.00	0	0.00	0	0.00	346	0.00
PHARMACY REIMBURSEMENT ALLOWAN	0	0.00	0	0.00	0	0.00	94	0.00
STATE TREASURER'S GEN OPERATIO	0	0.00	0	0.00	0	0.00	5,832	0.00
CHILD SUPPORT ENFORCEMENT FUND	0	0.00	0	0.00	0	0.00	1,867	0.00
ELEVATOR SAFETY	0	0.00	0	0.00	0	0.00	1,400	0.00
MO ARTS COUNCIL TRUST	0	0.00	0	0.00	0	0.00	1,997	0.00
COMM FOR DEAF-CERT OF INTERPRE	0	0.00	0	0.00	0	0.00	18	0.00
SEC OF ST TECHNOLOGY TRUST	0	0.00	0	0.00	0	0.00	1,331	0.00
MO AIR EMISSION REDUCTION	0	0.00	0	0.00	0	0.00	3,579	0.00
VW ENV TRUST FUND	0	0.00	0	0.00	0	0.00	374	0.00
MO NAT'L GUARD TRAINING SITE	0	0.00	0	0.00	0	0.00	73	0.00
STATEWIDE COURT AUTOMATION	0	0.00	0	0.00	0	0.00	5,980	0.00
NURSING FAC QUALITY OF CARE	0	0.00	0	0.00	0	0.00	4,592	0.00
DIVISION OF TOURISM SUPPL REV	0	0.00	0	0.00	0	0.00	6,063	0.00
HEALTH INITIATIVES	0	0.00	0	0.00	0	0.00	10,180	0.00
HEALTH ACCESS INCENTIVE	0	0.00	0	0.00	0	0.00	271	0.00
GAMING COMMISSION FUND	0	0.00	0	0.00	0	0.00	20,664	0.00
MENTAL HEALTH EARNINGS FUND	0	0.00	0	0.00	0	0.00	1,734	0.00
ANIMAL HEALTH LABORATORY FEES	0	0.00	0	0.00	0	0.00	461	0.00
MAMMOGRAPHY	0	0.00	0	0.00	0	0.00	232	0.00
ANIMAL CARE RESERVE	0	0.00	0	0.00	0	0.00	1,721	0.00
HIGHWAY PATROL INSPECTION	0	0.00	0	0.00	0	0.00	449	0.00
MO PUBLIC HEALTH SERVICES	0	0.00	0	0.00	0	0.00	8,763	0.00

1/17/19 11:03

im\_disummary

**BENEFITS REPORT 9 FY 20 GOVERNOR REC**

**DECISION ITEM SUMMARY**

<b>Budget Unit</b>									
<b>Decision Item</b>	<b>FY 2018</b>	<b>FY 2018</b>	<b>FY 2019</b>	<b>FY 2019</b>	<b>FY 2020</b>	<b>FY 2020</b>	<b>FY 2020</b>	<b>FY 2020</b>	
<b>Budget Object Summary</b>	<b>ACTUAL</b>	<b>ACTUAL</b>	<b>BUDGET</b>	<b>BUDGET</b>	<b>DEPT REQ</b>	<b>DEPT REQ</b>	<b>GOV REC</b>	<b>GOV REC</b>	
<b>Fund</b>	<b>DOLLAR</b>	<b>FTE</b>	<b>DOLLAR</b>	<b>FTE</b>	<b>DOLLAR</b>	<b>FTE</b>	<b>DOLLAR</b>	<b>FTE</b>	
<b>RETIREMENT SYSTEM-TRANSFER</b>									
<b>MOSERS - FY20 Pay Plan - 1300038</b>									
FUND TRANSFERS									
VETERANS' COMMISSION CI TRUST	0	0.00	0	0.00	0	0.00	16,861	0.00	
CANTEEN FUND	0	0.00	0	0.00	0	0.00	12,271	0.00	
COMMODITY COUNCIL MERCHANISING	0	0.00	0	0.00	0	0.00	284	0.00	
FEDERAL SURPLUS PROPERTY	0	0.00	0	0.00	0	0.00	2,990	0.00	
SP ANIMAL FAC LOAN PROGRAM	0	0.00	0	0.00	0	0.00	404	0.00	
STATE FAIR FEE	0	0.00	0	0.00	0	0.00	5,025	0.00	
STATE PARKS EARNINGS	0	0.00	0	0.00	0	0.00	4,401	0.00	
DHE OUT-OF-STATE PROGRM FUND	0	0.00	0	0.00	0	0.00	137	0.00	
GROUND EMERG MEDICAL TRANSPRT	0	0.00	0	0.00	0	0.00	159	0.00	
NATURAL RESOURCES REVOLVING SE	0	0.00	0	0.00	0	0.00	210	0.00	
AGRI LAND SURVEY REVOLVING SER	0	0.00	0	0.00	0	0.00	616	0.00	
HISTORIC PRESERVATION REVOLV	0	0.00	0	0.00	0	0.00	719	0.00	
MO VETERANS HOMES	0	0.00	0	0.00	0	0.00	205,600	0.00	
INDUSTRIAL HEMP FUND	0	0.00	0	0.00	0	0.00	304	0.00	
DNR COST ALLOCATION	0	0.00	0	0.00	0	0.00	27,495	0.00	
STATE FACILITY MAINT & OPERAT	0	0.00	0	0.00	0	0.00	68,138	0.00	
DIFP ADMINISTRATIVE	0	0.00	0	0.00	0	0.00	886	0.00	
OA REVOLVING ADMINISTRATIVE TR	0	0.00	0	0.00	0	0.00	13,427	0.00	
WORKING CAPITAL REVOLVING	0	0.00	0	0.00	0	0.00	28,330	0.00	
CENTRAL CHECK MAIL SERV REVOLV	0	0.00	0	0.00	0	0.00	44	0.00	
INMATE	0	0.00	0	0.00	0	0.00	417	0.00	
OIL AND GAS RESOURCES FUND	0	0.00	0	0.00	0	0.00	305	0.00	
DIV ALCOHOL & TOBACCO CTRL	0	0.00	0	0.00	0	0.00	6,255	0.00	
DOSS ADMINISTRATIVE TRUST	0	0.00	0	0.00	0	0.00	15	0.00	
STATUTORY REVISION	0	0.00	0	0.00	0	0.00	314	0.00	
DED ADMINISTRATIVE	0	0.00	0	0.00	0	0.00	4,179	0.00	
DIVISION OF CREDIT UNIONS	0	0.00	0	0.00	0	0.00	4,152	0.00	
DIVISION OF FINANCE	0	0.00	0	0.00	0	0.00	28,823	0.00	
SOLID WASTE SUBACCOUNT	0	0.00	0	0.00	0	0.00	1,167	0.00	
INSURANCE EXAMINERS FUND	0	0.00	0	0.00	0	0.00	12,139	0.00	
NATURAL RESOURCES PROTECTION	0	0.00	0	0.00	0	0.00	1,049	0.00	
DEAF RELAY SER & EQ DIST PRGM	0	0.00	0	0.00	0	0.00	812	0.00	
PROF & PRACT NURSING LOANS	0	0.00	0	0.00	0	0.00	274	0.00	

1/17/19 11:03

im\_disummary

**BENEFITS REPORT 9 FY 20 GOVERNOR REC**

**DECISION ITEM SUMMARY**

Budget Unit								
Decision Item	FY 2018	FY 2018	FY 2019	FY 2019	FY 2020	FY 2020	FY 2020	FY 2020
Budget Object Summary	ACTUAL	ACTUAL	BUDGET	BUDGET	DEPT REQ	DEPT REQ	GOV REC	GOV REC
Fund	DOLLAR	FTE	DOLLAR	FTE	DOLLAR	FTE	DOLLAR	FTE
<b>RETIREMENT SYSTEM-TRANSFER</b>								
<b>MOSERS - FY20 Pay Plan - 1300038</b>								
FUND TRANSFERS								
INSURANCE DEDICATED FUND	0	0.00	0	0.00	0	0.00	32,726	0.00
NRP-WATER POLLUTION PERMIT FEE	0	0.00	0	0.00	0	0.00	15,460	0.00
SOLID WASTE MGMT-SCRAP TIRE	0	0.00	0	0.00	0	0.00	1,669	0.00
SOLID WASTE MANAGEMENT	0	0.00	0	0.00	0	0.00	7,600	0.00
METALLIC MINERALS WASTE MGMT	0	0.00	0	0.00	0	0.00	183	0.00
LOCAL RECORDS PRESERVATION	0	0.00	0	0.00	0	0.00	3,653	0.00
MANUFACTURED HOUSING FUND	0	0.00	0	0.00	0	0.00	1,270	0.00
NRP-AIR POLLUTION ASBESTOS FEE	0	0.00	0	0.00	0	0.00	1,011	0.00
PETROLEUM STORAGE TANK INS	0	0.00	0	0.00	0	0.00	4,661	0.00
UNDERGROUND STOR TANK REG PROG	0	0.00	0	0.00	0	0.00	365	0.00
CHEMICAL EMERGENCY PREPAREDNES	0	0.00	0	0.00	0	0.00	577	0.00
MOTOR VEHICLE COMMISSION	0	0.00	0	0.00	0	0.00	2,734	0.00
SERVICES TO VICTIMS	0	0.00	0	0.00	0	0.00	251	0.00
NRP-AIR POLLUTION PERMIT FEE	0	0.00	0	0.00	0	0.00	12,896	0.00
MISSOURI ONE START JOB DEVELOPMENT	0	0.00	0	0.00	0	0.00	1,391	0.00
VET HEALTH AND CARE FUND	0	0.00	0	0.00	0	0.00	9,371	0.00
PUBLIC SERVICE COMMISSION	0	0.00	0	0.00	0	0.00	38,444	0.00
CONSERVATION COMMISSION	0	0.00	0	0.00	0	0.00	262,111	0.00
PARKS SALES TAX	0	0.00	0	0.00	0	0.00	73,144	0.00
SOIL AND WATER SALES TAX	0	0.00	0	0.00	0	0.00	4,774	0.00
DOSS EDUCATIONAL IMPROVEMENT	0	0.00	0	0.00	0	0.00	11,492	0.00
BOARD OF ACCOUNTANCY	0	0.00	0	0.00	0	0.00	1,047	0.00
MERCHANDISE PRACTICES	0	0.00	0	0.00	0	0.00	6,010	0.00
BOARD OF REG FOR HEALING ARTS	0	0.00	0	0.00	0	0.00	6,649	0.00
BOARD OF NURSING	0	0.00	0	0.00	0	0.00	4,493	0.00
BOARD OF PHARMACY	0	0.00	0	0.00	0	0.00	4,194	0.00
MO REAL ESTATE COMMISSION	0	0.00	0	0.00	0	0.00	3,390	0.00
STATE HWYS AND TRANS DEPT	0	0.00	0	0.00	0	0.00	30,246	0.00
MILK INSPECTION FEES	0	0.00	0	0.00	0	0.00	1,589	0.00
DEPT HEALTH & SR SV DOCUMENT	0	0.00	0	0.00	0	0.00	270	0.00
GRAIN INSPECTION FEES	0	0.00	0	0.00	0	0.00	7,451	0.00
PETITION AUDIT REVOLVING TRUST	0	0.00	0	0.00	0	0.00	3,050	0.00
WATER & WASTEWATER LOAN FUND	0	0.00	0	0.00	0	0.00	2,683	0.00

1/17/19 11:03

im\_disummary

**BENEFITS REPORT 9 FY 20 GOVERNOR REC**

**DECISION ITEM SUMMARY**

<b>Budget Unit</b>									
<b>Decision Item</b>	<b>FY 2018</b>	<b>FY 2018</b>	<b>FY 2019</b>	<b>FY 2019</b>	<b>FY 2020</b>	<b>FY 2020</b>	<b>FY 2020</b>	<b>FY 2020</b>	
<b>Budget Object Summary</b>	<b>ACTUAL</b>	<b>ACTUAL</b>	<b>BUDGET</b>	<b>BUDGET</b>	<b>DEPT REQ</b>	<b>DEPT REQ</b>	<b>GOV REC</b>	<b>GOV REC</b>	
<b>Fund</b>	<b>DOLLAR</b>	<b>FTE</b>	<b>DOLLAR</b>	<b>FTE</b>	<b>DOLLAR</b>	<b>FTE</b>	<b>DOLLAR</b>	<b>FTE</b>	
<b>RETIREMENT SYSTEM-TRANSFER</b>									
<b>MOSERS - FY20 Pay Plan - 1300038</b>									
FUND TRANSFERS									
EXCELLENCE IN EDUCATION	0	0.00	0	0.00	0	0.00	2,816	0.00	
WORKERS COMPENSATION	0	0.00	0	0.00	0	0.00	20,447	0.00	
WORKERS COMP-SECOND INJURY	0	0.00	0	0.00	0	0.00	7,347	0.00	
ENVIRON IMPROVE AUTHORITY	0	0.00	0	0.00	0	0.00	1,764	0.00	
ENVIRONMENTAL RADIATION MONITR	0	0.00	0	0.00	0	0.00	370	0.00	
LOTTERY ENTERPRISE	0	0.00	0	0.00	0	0.00	25,253	0.00	
DEPT OF HEALTH-DONATED	0	0.00	0	0.00	0	0.00	1,018	0.00	
GROUNDWATER PROTECTION	0	0.00	0	0.00	0	0.00	1,895	0.00	
PETROLEUM INSPECTION FUND	0	0.00	0	0.00	0	0.00	5,894	0.00	
ANTITRUST REVOLVING	0	0.00	0	0.00	0	0.00	1,384	0.00	
ENERGY SET-ASIDE PROGRAM	0	0.00	0	0.00	0	0.00	1,661	0.00	
MISSOURI LAND SURVEY FUND	0	0.00	0	0.00	0	0.00	2,701	0.00	
LEGAL DEFENSE AND DEFENDER	0	0.00	0	0.00	0	0.00	477	0.00	
CRIMINAL RECORD SYSTEM	0	0.00	0	0.00	0	0.00	106	0.00	
HIGHWAY PATROL ACADEMY	0	0.00	0	0.00	0	0.00	365	0.00	
HAZARDOUS WASTE FUND	0	0.00	0	0.00	0	0.00	9,331	0.00	
DENTAL BOARD FUND	0	0.00	0	0.00	0	0.00	1,283	0.00	
BRD OF ARCH,ENG,LND SUR,LND AR	0	0.00	0	0.00	0	0.00	1,311	0.00	
SAFE DRINKING WATER FUND	0	0.00	0	0.00	0	0.00	7,324	0.00	
MO OFFICE OF PROSECUTION SERV	0	0.00	0	0.00	0	0.00	1,150	0.00	
CRIME VICTIMS COMP FUND	0	0.00	0	0.00	0	0.00	1,957	0.00	
AGRICULTURE BUSINESS DEVELOPMT	0	0.00	0	0.00	0	0.00	65	0.00	
PROFESSIONAL REGISTRATION FEES	0	0.00	0	0.00	0	0.00	14,690	0.00	
CHILDREN'S TRUST	0	0.00	0	0.00	0	0.00	990	0.00	
HP MTR VEHICLE/AIRCRAFT/WTRCRFT	0	0.00	0	0.00	0	0.00	28	0.00	
OIL AND GAS REMEDIAL	0	0.00	0	0.00	0	0.00	26	0.00	
PROP SCHOOL CERT FUND	0	0.00	0	0.00	0	0.00	816	0.00	
BIODIESEL FUEL REVOLVING	0	0.00	0	0.00	0	0.00	13	0.00	
DRUG COURT RESOURCES	0	0.00	0	0.00	0	0.00	762	0.00	
MO COMM DEAF & HARD OF HEARING	0	0.00	0	0.00	0	0.00	124	0.00	
BOILER & PRESSURE VESSELS SAFE	0	0.00	0	0.00	0	0.00	1,397	0.00	
BASIC CIVIL LEGAL SERVICES	0	0.00	0	0.00	0	0.00	339	0.00	
STATE SUPP DOWNTOWN DEVELOPMNT	0	0.00	0	0.00	0	0.00	157	0.00	

1/17/19 11:03

im\_disummary

**BENEFITS REPORT 9 FY 20 GOVERNOR REC**

**DECISION ITEM SUMMARY**

Budget Unit								
Decision Item	FY 2018	FY 2018	FY 2019	FY 2019	FY 2020	FY 2020	FY 2020	FY 2020
Budget Object Summary	ACTUAL	ACTUAL	BUDGET	BUDGET	DEPT REQ	DEPT REQ	GOV REC	GOV REC
Fund	DOLLAR	FTE	DOLLAR	FTE	DOLLAR	FTE	DOLLAR	FTE
<b>RETIREMENT SYSTEM-TRANSFER</b>								
<b>MOSERS - FY20 Pay Plan - 1300038</b>								
FUND TRANSFERS								
DEP OF REVENUE SPECIALTY PLATE	0	0.00	0	0.00	0	0.00	24	0.00
MISSOURI RX PLAN FUND	0	0.00	0	0.00	0	0.00	1,260	0.00
PUTATIVE FATHER REGISTRY	0	0.00	0	0.00	0	0.00	283	0.00
ECON DEVELOP ADVANCEMENT FUND	0	0.00	0	0.00	0	0.00	365	0.00
MISSOURI WINE AND GRAPE FUND	0	0.00	0	0.00	0	0.00	1,000	0.00
GEOLOGIC RESOURCES FUND	0	0.00	0	0.00	0	0.00	418	0.00
MO EXPLOSIVES SAFETY ACT ADMIN	0	0.00	0	0.00	0	0.00	312	0.00
MP WRP RENEWABLE WATER PROGRAM	0	0.00	0	0.00	0	0.00	314	0.00
AH COMM ED DUE PROCESS HEARING	0	0.00	0	0.00	0	0.00	271	0.00
BOLL WEEVIL SUPPRESS & ERADICAT	0	0.00	0	0.00	0	0.00	144	0.00
ORGAN DONOR PROGRAM	0	0.00	0	0.00	0	0.00	415	0.00
INMATE INCAR REIMB ACT REVOLV	0	0.00	0	0.00	0	0.00	350	0.00
INVESTOR EDUC & PROTECTION	0	0.00	0	0.00	0	0.00	2,815	0.00
MO OFFICE-PROSECUTION SERVICES	0	0.00	0	0.00	0	0.00	334	0.00
JUDICIARY EDUCATION & TRAINING	0	0.00	0	0.00	0	0.00	2,143	0.00
CHARTER PUBLIC SCHOOL REVOLV	0	0.00	0	0.00	0	0.00	164	0.00
ABANDONED FUND ACCOUNT	0	0.00	0	0.00	0	0.00	2,126	0.00
MODEX	0	0.00	0	0.00	0	0.00	318	0.00
GUARANTY AGENCY OPERATING	0	0.00	0	0.00	0	0.00	2,782	0.00
ASSISTIVE TECHNOLOGY LOAN REV	0	0.00	0	0.00	0	0.00	185	0.00
CHILDHOOD LEAD TESTING	0	0.00	0	0.00	0	0.00	63	0.00
NATIONAL GUARD TRUST	0	0.00	0	0.00	0	0.00	4,606	0.00
AGRICULTURE DEVELOPMENT	0	0.00	0	0.00	0	0.00	272	0.00
MINED LAND RECLAMATION	0	0.00	0	0.00	0	0.00	1,450	0.00
BABLER STATE PARK	0	0.00	0	0.00	0	0.00	201	0.00
MENTAL HEALTH TRUST	0	0.00	0	0.00	0	0.00	1,599	0.00
ENERGY FUTURES FUND	0	0.00	0	0.00	0	0.00	1,104	0.00
CIG FIRE SAFE & FIREFIGHTER PR	0	0.00	0	0.00	0	0.00	74	0.00
SPECIAL EMPLOYMENT SECURITY	0	0.00	0	0.00	0	0.00	1,999	0.00
UNEMPLOYMENT AUTOMATION	0	0.00	0	0.00	0	0.00	3,992	0.00
AMBULANCE SERVICE REIMB ALLOW	0	0.00	0	0.00	0	0.00	66	0.00
AGRICULTURE PROTECTION	0	0.00	0	0.00	0	0.00	18,642	0.00
MINE INSPECTION	0	0.00	0	0.00	0	0.00	168	0.00

1/17/19 11:03

im\_disummary

**BENEFITS REPORT 9 FY 20 GOVERNOR REC**

**DECISION ITEM SUMMARY**

Budget Unit								
Decision Item	FY 2018	FY 2018	FY 2019	FY 2019	FY 2020	FY 2020	FY 2020	FY 2020
Budget Object Summary	ACTUAL	ACTUAL	BUDGET	BUDGET	DEPT REQ	DEPT REQ	GOV REC	GOV REC
Fund	DOLLAR	FTE	DOLLAR	FTE	DOLLAR	FTE	DOLLAR	FTE
<b>RETIREMENT SYSTEM-TRANSFER</b>								
<b>MOSERS - FY20 Pay Plan - 1300038</b>								
FUND TRANSFERS								
LIVSTK FEED CROP LOAN PRGM	0	0.00	0	0.00	0	0.00	40	0.00
MO REVOLVING INFO TECH TRUST	0	0.00	0	0.00	0	0.00	30,924	0.00
TOBACCO CONTROL SPECIAL	0	0.00	0	0.00	0	0.00	149	0.00
MEDICAID PROVIDER ENROLLMENT	0	0.00	0	0.00	0	0.00	321	0.00
TOTAL - TRF	0	0.00	0	0.00	0	0.00	5,156,000	0.00
<b>TOTAL</b>	<b>0</b>	<b>0.00</b>	<b>0</b>	<b>0.00</b>	<b>0</b>	<b>0.00</b>	<b>5,156,000</b>	<b>0.00</b>
<b>MOSERS - FY19 CTC Pay Plan - 1300039</b>								
FUND TRANSFERS								
GENERAL REVENUE	0	0.00	0	0.00	0	0.00	1,764,000	0.00
PHARMACY REBATES	0	0.00	0	0.00	0	0.00	473	0.00
THIRD PARTY LIABILITY COLLECT	0	0.00	0	0.00	0	0.00	1,252	0.00
FEDERAL REIMBURSEMENT ALLOWANCE	0	0.00	0	0.00	0	0.00	110	0.00
PHARMACY REIMBURSEMENT ALLOWAN	0	0.00	0	0.00	0	0.00	24	0.00
STATE TREASURER'S GEN OPERATIO	0	0.00	0	0.00	0	0.00	1,597	0.00
CHILD SUPPORT ENFORCEMENT FUND	0	0.00	0	0.00	0	0.00	9,702	0.00
ELEVATOR SAFETY	0	0.00	0	0.00	0	0.00	407	0.00
MO ARTS COUNCIL TRUST	0	0.00	0	0.00	0	0.00	470	0.00
SEC OF ST TECHNOLOGY TRUST	0	0.00	0	0.00	0	0.00	390	0.00
MO AIR EMISSION REDUCTION	0	0.00	0	0.00	0	0.00	1,129	0.00
VW ENV TRUST FUND	0	0.00	0	0.00	0	0.00	107	0.00
MO NAT'L GUARD TRAINING SITE	0	0.00	0	0.00	0	0.00	45	0.00
NURSING FAC QUALITY OF CARE	0	0.00	0	0.00	0	0.00	1,425	0.00
DIVISION OF TOURISM SUPPL REV	0	0.00	0	0.00	0	0.00	1,938	0.00
HEALTH INITIATIVES	0	0.00	0	0.00	0	0.00	3,938	0.00
HEALTH ACCESS INCENTIVE	0	0.00	0	0.00	0	0.00	54	0.00
GAMING COMMISSION FUND	0	0.00	0	0.00	0	0.00	5,477	0.00
MENTAL HEALTH EARNINGS FUND	0	0.00	0	0.00	0	0.00	341	0.00
ANIMAL HEALTH LABORATORY FEES	0	0.00	0	0.00	0	0.00	106	0.00
MAMMOGRAPHY	0	0.00	0	0.00	0	0.00	85	0.00
ANIMAL CARE RESERVE	0	0.00	0	0.00	0	0.00	383	0.00
MO PUBLIC HEALTH SERVICES	0	0.00	0	0.00	0	0.00	2,654	0.00

1/17/19 11:03

im\_disummary



**BENEFITS REPORT 9 FY 20 GOVERNOR REC**

**DECISION ITEM SUMMARY**

<b>Budget Unit</b>									
<b>Decision Item</b>	<b>FY 2018</b>	<b>FY 2018</b>	<b>FY 2019</b>	<b>FY 2019</b>	<b>FY 2020</b>	<b>FY 2020</b>	<b>FY 2020</b>	<b>FY 2020</b>	<b>FY 2020</b>
<b>Budget Object Summary</b>	<b>ACTUAL</b>	<b>ACTUAL</b>	<b>BUDGET</b>	<b>BUDGET</b>	<b>DEPT REQ</b>	<b>DEPT REQ</b>	<b>GOV REC</b>	<b>GOV REC</b>	<b>GOV REC</b>
<b>Fund</b>	<b>DOLLAR</b>	<b>FTE</b>	<b>DOLLAR</b>	<b>FTE</b>	<b>DOLLAR</b>	<b>FTE</b>	<b>DOLLAR</b>	<b>FTE</b>	<b>DOLLAR</b>
<b>RETIREMENT SYSTEM-TRANSFER</b>									
<b>MOSERS - FY19 CTC Pay Plan - 1300039</b>									
<b>FUND TRANSFERS</b>									
VETERANS' COMMISSION CI TRUST	0	0.00	0	0.00	0	0.00	5,979	0.00	0.00
STATE ROAD	0	0.00	0	0.00	0	0.00	271,103	0.00	0.00
CANTEEN FUND	0	0.00	0	0.00	0	0.00	927	0.00	0.00
COMMODITY COUNCIL MERCHANISING	0	0.00	0	0.00	0	0.00	110	0.00	0.00
FEDERAL SURPLUS PROPERTY	0	0.00	0	0.00	0	0.00	1,024	0.00	0.00
SP ANIMAL FAC LOAN PROGRAM	0	0.00	0	0.00	0	0.00	146	0.00	0.00
STATE FAIR FEE	0	0.00	0	0.00	0	0.00	2,277	0.00	0.00
STATE PARKS EARNINGS	0	0.00	0	0.00	0	0.00	1,456	0.00	0.00
DHE OUT-OF-STATE PROGRM FUND	0	0.00	0	0.00	0	0.00	50	0.00	0.00
GROUND EMERG MEDICAL TRANSPRT	0	0.00	0	0.00	0	0.00	49	0.00	0.00
NATURAL RESOURCES REVOLVING SE	0	0.00	0	0.00	0	0.00	72	0.00	0.00
HISTORIC PRESERVATION REVOLV	0	0.00	0	0.00	0	0.00	232	0.00	0.00
MO VETERANS HOMES	0	0.00	0	0.00	0	0.00	82,699	0.00	0.00
DNR COST ALLOCATION	0	0.00	0	0.00	0	0.00	8,240	0.00	0.00
STATE FACILITY MAINT & OPERAT	0	0.00	0	0.00	0	0.00	25,365	0.00	0.00
DIFP ADMINISTRATIVE	0	0.00	0	0.00	0	0.00	285	0.00	0.00
OA REVOLVING ADMINISTRATIVE TR	0	0.00	0	0.00	0	0.00	4,997	0.00	0.00
WORKING CAPITAL REVOLVING	0	0.00	0	0.00	0	0.00	10,878	0.00	0.00
CENTRAL CHECK MAIL SERV REVOLV	0	0.00	0	0.00	0	0.00	24	0.00	0.00
INMATE	0	0.00	0	0.00	0	0.00	146	0.00	0.00
OIL AND GAS RESOURCES FUND	0	0.00	0	0.00	0	0.00	98	0.00	0.00
DIV ALCOHOL & TOBACCO CTRL	0	0.00	0	0.00	0	0.00	1,731	0.00	0.00
DOSS ADMINISTRATIVE TRUST	0	0.00	0	0.00	0	0.00	5	0.00	0.00
STATUTORY REVISION	0	0.00	0	0.00	0	0.00	113	0.00	0.00
DED ADMINISTRATIVE	0	0.00	0	0.00	0	0.00	1,191	0.00	0.00
DIVISION OF CREDIT UNIONS	0	0.00	0	0.00	0	0.00	886	0.00	0.00
DIVISION OF FINANCE	0	0.00	0	0.00	0	0.00	6,259	0.00	0.00
INSURANCE EXAMINERS FUND	0	0.00	0	0.00	0	0.00	2,469	0.00	0.00
NATURAL RESOURCES PROTECTION	0	0.00	0	0.00	0	0.00	356	0.00	0.00
DEAF RELAY SER & EQ DIST PRGM	0	0.00	0	0.00	0	0.00	245	0.00	0.00
PROF & PRACT NURSING LOANS	0	0.00	0	0.00	0	0.00	98	0.00	0.00
INSURANCE DEDICATED FUND	0	0.00	0	0.00	0	0.00	9,047	0.00	0.00
NRP-WATER POLLUTION PERMIT FEE	0	0.00	0	0.00	0	0.00	4,683	0.00	0.00

1/17/19 11:03

im\_disummary

**BENEFITS REPORT 9 FY 20 GOVERNOR REC**

**DECISION ITEM SUMMARY**

Budget Unit								
Decision Item	FY 2018	FY 2018	FY 2019	FY 2019	FY 2020	FY 2020	FY 2020	FY 2020
Budget Object Summary	ACTUAL	ACTUAL	BUDGET	BUDGET	DEPT REQ	DEPT REQ	GOV REC	GOV REC
Fund	DOLLAR	FTE	DOLLAR	FTE	DOLLAR	FTE	DOLLAR	FTE
<b>RETIREMENT SYSTEM-TRANSFER</b>								
<b>MOSERS - FY19 CTC Pay Plan - 1300039</b>								
FUND TRANSFERS								
SOLID WASTE MGMT-SCRAP TIRE	0	0.00	0	0.00	0	0.00	527	0.00
SOLID WASTE MANAGEMENT	0	0.00	0	0.00	0	0.00	2,278	0.00
METALLIC MINERALS WASTE MGMT	0	0.00	0	0.00	0	0.00	59	0.00
LOCAL RECORDS PRESERVATION	0	0.00	0	0.00	0	0.00	1,235	0.00
MANUFACTURED HOUSING FUND	0	0.00	0	0.00	0	0.00	390	0.00
NRP-AIR POLLUTION ASBESTOS FEE	0	0.00	0	0.00	0	0.00	362	0.00
PETROLEUM STORAGE TANK INS	0	0.00	0	0.00	0	0.00	1,023	0.00
UNDERGROUND STOR TANK REG PROG	0	0.00	0	0.00	0	0.00	127	0.00
CHEMICAL EMERGENCY PREPAREDNES	0	0.00	0	0.00	0	0.00	196	0.00
MOTOR VEHICLE COMMISSION	0	0.00	0	0.00	0	0.00	1,073	0.00
SERVICES TO VICTIMS	0	0.00	0	0.00	0	0.00	50	0.00
NRP-AIR POLLUTION PERMIT FEE	0	0.00	0	0.00	0	0.00	3,982	0.00
MISSOURI ONE START JOB DEVELOPMENT	0	0.00	0	0.00	0	0.00	407	0.00
PUBLIC SERVICE COMMISSION	0	0.00	0	0.00	0	0.00	9,625	0.00
CONSERVATION COMMISSION	0	0.00	0	0.00	0	0.00	90,341	0.00
PARKS SALES TAX	0	0.00	0	0.00	0	0.00	29,526	0.00
SOIL AND WATER SALES TAX	0	0.00	0	0.00	0	0.00	1,398	0.00
DOSS EDUCATIONAL IMPROVEMENT	0	0.00	0	0.00	0	0.00	4,044	0.00
BOARD OF ACCOUNTANCY	0	0.00	0	0.00	0	0.00	365	0.00
MERCHANDISE PRACTICES	0	0.00	0	0.00	0	0.00	1,939	0.00
BOARD OF REG FOR HEALING ARTS	0	0.00	0	0.00	0	0.00	2,292	0.00
BOARD OF NURSING	0	0.00	0	0.00	0	0.00	1,403	0.00
BOARD OF PHARMACY	0	0.00	0	0.00	0	0.00	373	0.00
MO REAL ESTATE COMMISSION	0	0.00	0	0.00	0	0.00	1,243	0.00
STATE HWYS AND TRANS DEPT	0	0.00	0	0.00	0	0.00	12,075	0.00
MILK INSPECTION FEES	0	0.00	0	0.00	0	0.00	394	0.00
DEPT HEALTH & SR SV DOCUMENT	0	0.00	0	0.00	0	0.00	318	0.00
GRAIN INSPECTION FEES	0	0.00	0	0.00	0	0.00	3,102	0.00
PETITION AUDIT REVOLVING TRUST	0	0.00	0	0.00	0	0.00	913	0.00
WATER & WASTEWATER LOAN FUND	0	0.00	0	0.00	0	0.00	756	0.00
EXCELLENCE IN EDUCATION	0	0.00	0	0.00	0	0.00	573	0.00
WORKERS COMPENSATION	0	0.00	0	0.00	0	0.00	6,552	0.00
WORKERS COMP-SECOND INJURY	0	0.00	0	0.00	0	0.00	2,410	0.00

1/17/19 11:03

im\_disummary

**BENEFITS REPORT 9 FY 20 GOVERNOR REC**

**DECISION ITEM SUMMARY**

Budget Unit								
Decision Item	FY 2018	FY 2018	FY 2019	FY 2019	FY 2020	FY 2020	FY 2020	FY 2020
Budget Object Summary	ACTUAL	ACTUAL	BUDGET	BUDGET	DEPT REQ	DEPT REQ	GOV REC	GOV REC
Fund	DOLLAR	FTE	DOLLAR	FTE	DOLLAR	FTE	DOLLAR	FTE
<b>RETIREMENT SYSTEM-TRANSFER</b>								
<b>MOSERS - FY19 CTC Pay Plan - 1300039</b>								
FUND TRANSFERS								
ENVIRON IMPROVE AUTHORITY	0	0.00	0	0.00	0	0.00	426	0.00
ENVIRONMENTAL RADIATION MONITR	0	0.00	0	0.00	0	0.00	52	0.00
LOTTERY ENTERPRISE	0	0.00	0	0.00	0	0.00	7,673	0.00
DEPT OF HEALTH-DONATED	0	0.00	0	0.00	0	0.00	198	0.00
RAILROAD EXPENSE	0	0.00	0	0.00	0	0.00	457	0.00
GROUNDWATER PROTECTION	0	0.00	0	0.00	0	0.00	674	0.00
PETROLEUM INSPECTION FUND	0	0.00	0	0.00	0	0.00	2,003	0.00
ANTITRUST REVOLVING	0	0.00	0	0.00	0	0.00	341	0.00
ENERGY SET-ASIDE PROGRAM	0	0.00	0	0.00	0	0.00	465	0.00
MISSOURI LAND SURVEY FUND	0	0.00	0	0.00	0	0.00	844	0.00
LEGAL DEFENSE AND DEFENDER	0	0.00	0	0.00	0	0.00	115	0.00
STATE TRANSPORTATION FUND	0	0.00	0	0.00	0	0.00	152	0.00
HAZARDOUS WASTE FUND	0	0.00	0	0.00	0	0.00	2,657	0.00
DENTAL BOARD FUND	0	0.00	0	0.00	0	0.00	416	0.00
BRD OF ARCH,ENG,LND SUR,LND AR	0	0.00	0	0.00	0	0.00	439	0.00
SAFE DRINKING WATER FUND	0	0.00	0	0.00	0	0.00	2,423	0.00
MO OFFICE OF PROSECUTION SERV	0	0.00	0	0.00	0	0.00	280	0.00
CRIME VICTIMS COMP FUND	0	0.00	0	0.00	0	0.00	669	0.00
AGRICULTURE BUSINESS DEVELOPMT	0	0.00	0	0.00	0	0.00	27	0.00
PROFESSIONAL REGISTRATION FEES	0	0.00	0	0.00	0	0.00	4,835	0.00
CHILDREN'S TRUST	0	0.00	0	0.00	0	0.00	253	0.00
OIL AND GAS REMEDIAL	0	0.00	0	0.00	0	0.00	8	0.00
PROP SCHOOL CERT FUND	0	0.00	0	0.00	0	0.00	249	0.00
BIODIESEL FUEL REVOLVING	0	0.00	0	0.00	0	0.00	3	0.00
BOILER & PRESSURE VESSELS SAFE	0	0.00	0	0.00	0	0.00	407	0.00
STATE SUPP DOWNTOWN DEVELOPMNT	0	0.00	0	0.00	0	0.00	49	0.00
DEP OF REVENUE SPECIALTY PLATE	0	0.00	0	0.00	0	0.00	5	0.00
MISSOURI RX PLAN FUND	0	0.00	0	0.00	0	0.00	407	0.00
PUTATIVE FATHER REGISTRY	0	0.00	0	0.00	0	0.00	146	0.00
ECON DEVELOP ADVANCEMENT FUND	0	0.00	0	0.00	0	0.00	124	0.00
MISSOURI WINE AND GRAPE FUND	0	0.00	0	0.00	0	0.00	266	0.00
GEOLOGIC RESOURCES FUND	0	0.00	0	0.00	0	0.00	109	0.00
MO EXPLOSIVES SAFETY ACT ADMIN	0	0.00	0	0.00	0	0.00	114	0.00

1/17/19 11:03

im\_disummary

**BENEFITS REPORT 9 FY 20 GOVERNOR REC**

**DECISION ITEM SUMMARY**

**Budget Unit**

Decision Item	FY 2018	FY 2018	FY 2019	FY 2019	FY 2020	FY 2020	FY 2020	FY 2020
Budget Object Summary	ACTUAL	ACTUAL	BUDGET	BUDGET	DEPT REQ	DEPT REQ	GOV REC	GOV REC
Fund	DOLLAR	FTE	DOLLAR	FTE	DOLLAR	FTE	DOLLAR	FTE
<b>RETIREMENT SYSTEM-TRANSFER</b>								
<b>MOSERS - FY19 CTC Pay Plan - 1300039</b>								
FUND TRANSFERS								
AH COMM ED DUE PROCESS HEARING	0	0.00	0	0.00	0	0.00	54	0.00
BOLL WEEVIL SUPPRESS & ERADICAT	0	0.00	0	0.00	0	0.00	49	0.00
ORGAN DONOR PROGRAM	0	0.00	0	0.00	0	0.00	81	0.00
INMATE INCAR REIMB ACT REVOLV	0	0.00	0	0.00	0	0.00	146	0.00
INVESTOR EDUC & PROTECTION	0	0.00	0	0.00	0	0.00	855	0.00
MO OFFICE-PROSECUTION SERVICES	0	0.00	0	0.00	0	0.00	49	0.00
ABANDONED FUND ACCOUNT	0	0.00	0	0.00	0	0.00	846	0.00
MODEX	0	0.00	0	0.00	0	0.00	63	0.00
GUARANTY AGENCY OPERATING	0	0.00	0	0.00	0	0.00	1,000	0.00
ASSISTIVE TECHNOLOGY LOAN REV	0	0.00	0	0.00	0	0.00	49	0.00
CHILDHOOD LEAD TESTING	0	0.00	0	0.00	0	0.00	24	0.00
NATIONAL GUARD TRUST	0	0.00	0	0.00	0	0.00	2,068	0.00
AGRICULTURE DEVELOPMENT	0	0.00	0	0.00	0	0.00	79	0.00
MINED LAND RECLAMATION	0	0.00	0	0.00	0	0.00	498	0.00
BABLER STATE PARK	0	0.00	0	0.00	0	0.00	98	0.00
MENTAL HEALTH TRUST	0	0.00	0	0.00	0	0.00	418	0.00
ENERGY FUTURES FUND	0	0.00	0	0.00	0	0.00	283	0.00
CIG FIRE SAFE & FIREFIGHTER PR	0	0.00	0	0.00	0	0.00	15	0.00
SPECIAL EMPLOYMENT SECURITY	0	0.00	0	0.00	0	0.00	732	0.00
AVIATION TRUST FUND	0	0.00	0	0.00	0	0.00	449	0.00
UNEMPLOYMENT AUTOMATION	0	0.00	0	0.00	0	0.00	341	0.00
AMBULANCE SERVICE REIMB ALLOW	0	0.00	0	0.00	0	0.00	29	0.00
AGRICULTURE PROTECTION	0	0.00	0	0.00	0	0.00	6,422	0.00
MINE INSPECTION	0	0.00	0	0.00	0	0.00	49	0.00
LIVSTK FEED CROP LOAN PRGM	0	0.00	0	0.00	0	0.00	10	0.00
MO REVOLVING INFO TECH TRUST	0	0.00	0	0.00	0	0.00	7,133	0.00
TOBACCO CONTROL SPECIAL	0	0.00	0	0.00	0	0.00	30	0.00
MEDICAID PROVIDER ENROLLMENT	0	0.00	0	0.00	0	0.00	146	0.00
TOTAL - TRF	0	0.00	0	0.00	0	0.00	2,470,000	0.00
<b>TOTAL</b>	<b>0</b>	<b>0.00</b>	<b>0</b>	<b>0.00</b>	<b>0</b>	<b>0.00</b>	<b>2,470,000</b>	<b>0.00</b>

1/17/19 11:03

im\_disummary

**BENEFITS REPORT 9 FY 20 GOVERNOR REC**

**DECISION ITEM SUMMARY**

Budget Unit								
Decision Item	FY 2018	FY 2018	FY 2019	FY 2019	FY 2020	FY 2020	FY 2020	FY 2020
Budget Object Summary	ACTUAL	ACTUAL	BUDGET	BUDGET	DEPT REQ	DEPT REQ	GOV REC	GOV REC
Fund	DOLLAR	FTE	DOLLAR	FTE	DOLLAR	FTE	DOLLAR	FTE
<b>RETIREMENT SYSTEM-TRANSFER</b>								
<b>MOSERS - CBIZ Pay Plan - 1300040</b>								
FUND TRANSFERS								
GENERAL REVENUE	0	0.00	0	0.00	0	0.00	566,000	0.00
THIRD PARTY LIABILITY COLLECT	0	0.00	0	0.00	0	0.00	832	0.00
FEDERAL REIMBURSEMENT ALLOWANCE	0	0.00	0	0.00	0	0.00	444	0.00
CHILD SUPPORT ENFORCEMENT FUND	0	0.00	0	0.00	0	0.00	915	0.00
ELEVATOR SAFETY	0	0.00	0	0.00	0	0.00	3,553	0.00
COMM FOR DEAF-CERT OF INTERPRE	0	0.00	0	0.00	0	0.00	2	0.00
MO AIR EMISSION REDUCTION	0	0.00	0	0.00	0	0.00	423	0.00
NURSING FAC QUALITY OF CARE	0	0.00	0	0.00	0	0.00	1,053	0.00
DIVISION OF TOURISM SUPPL REV	0	0.00	0	0.00	0	0.00	2,444	0.00
HEALTH INITIATIVES	0	0.00	0	0.00	0	0.00	2,324	0.00
GAMING COMMISSION FUND	0	0.00	0	0.00	0	0.00	272	0.00
MO PUBLIC HEALTH SERVICES	0	0.00	0	0.00	0	0.00	1,308	0.00
VETERANS' COMMISSION CI TRUST	0	0.00	0	0.00	0	0.00	143	0.00
FEDERAL SURPLUS PROPERTY	0	0.00	0	0.00	0	0.00	1,133	0.00
SP ANIMAL FAC LOAN PROGRAM	0	0.00	0	0.00	0	0.00	480	0.00
STATE FAIR FEE	0	0.00	0	0.00	0	0.00	2,977	0.00
STATE PARKS EARNINGS	0	0.00	0	0.00	0	0.00	3,345	0.00
MO VETERANS HOMES	0	0.00	0	0.00	0	0.00	11,405	0.00
DNR COST ALLOCATION	0	0.00	0	0.00	0	0.00	11,834	0.00
STATE FACILITY MAINT & OPERAT	0	0.00	0	0.00	0	0.00	111,341	0.00
DIFP ADMINISTRATIVE	0	0.00	0	0.00	0	0.00	8	0.00
OA REVOLVING ADMINISTRATIVE TR	0	0.00	0	0.00	0	0.00	2,509	0.00
WORKING CAPITAL REVOLVING	0	0.00	0	0.00	0	0.00	178	0.00
DIV ALCOHOL & TOBACCO CTRL	0	0.00	0	0.00	0	0.00	782	0.00
DED ADMINISTRATIVE	0	0.00	0	0.00	0	0.00	318	0.00
DIVISION OF FINANCE	0	0.00	0	0.00	0	0.00	53	0.00
NATURAL RESOURCES PROTECTION	0	0.00	0	0.00	0	0.00	191	0.00
INSURANCE DEDICATED FUND	0	0.00	0	0.00	0	0.00	9,823	0.00
NRP-WATER POLLUTION PERMIT FEE	0	0.00	0	0.00	0	0.00	5,849	0.00
SOLID WASTE MGMT-SCRAP TIRE	0	0.00	0	0.00	0	0.00	125	0.00
SOLID WASTE MANAGEMENT	0	0.00	0	0.00	0	0.00	1,213	0.00
MANUFACTURED HOUSING FUND	0	0.00	0	0.00	0	0.00	2,663	0.00
NRP-AIR POLLUTION ASBESTOS FEE	0	0.00	0	0.00	0	0.00	130	0.00

1/17/19 11:03

im\_disummary

**BENEFITS REPORT 9 FY 20 GOVERNOR REC**

**DECISION ITEM SUMMARY**

Budget Unit								
Decision Item	FY 2018	FY 2018	FY 2019	FY 2019	FY 2020	FY 2020	FY 2020	FY 2020
Budget Object Summary	ACTUAL	ACTUAL	BUDGET	BUDGET	DEPT REQ	DEPT REQ	GOV REC	GOV REC
Fund	DOLLAR	FTE	DOLLAR	FTE	DOLLAR	FTE	DOLLAR	FTE
<b>RETIREMENT SYSTEM-TRANSFER</b>								
<b>MOSERS - CBIZ Pay Plan - 1300040</b>								
FUND TRANSFERS								
UNDERGROUND STOR TANK REG PROG	0	0.00	0	0.00	0	0.00	125	0.00
CHEMICAL EMERGENCY PREPAREDNES	0	0.00	0	0.00	0	0.00	83	0.00
MOTOR VEHICLE COMMISSION	0	0.00	0	0.00	0	0.00	185	0.00
SERVICES TO VICTIMS	0	0.00	0	0.00	0	0.00	299	0.00
NRP-AIR POLLUTION PERMIT FEE	0	0.00	0	0.00	0	0.00	1,536	0.00
MISSOURI ONE START JOB DEVELOPMENT	0	0.00	0	0.00	0	0.00	533	0.00
PUBLIC SERVICE COMMISSION	0	0.00	0	0.00	0	0.00	9,026	0.00
PARKS SALES TAX	0	0.00	0	0.00	0	0.00	66,370	0.00
SOIL AND WATER SALES TAX	0	0.00	0	0.00	0	0.00	914	0.00
BOARD OF ACCOUNTANCY	0	0.00	0	0.00	0	0.00	771	0.00
BOARD OF REG FOR HEALING ARTS	0	0.00	0	0.00	0	0.00	4,084	0.00
BOARD OF NURSING	0	0.00	0	0.00	0	0.00	1,405	0.00
STATE HWYS AND TRANS DEPT	0	0.00	0	0.00	0	0.00	3,957	0.00
MILK INSPECTION FEES	0	0.00	0	0.00	0	0.00	2,372	0.00
GRAIN INSPECTION FEES	0	0.00	0	0.00	0	0.00	125	0.00
WATER & WASTEWATER LOAN FUND	0	0.00	0	0.00	0	0.00	969	0.00
EXCELLENCE IN EDUCATION	0	0.00	0	0.00	0	0.00	162	0.00
WORKERS COMPENSATION	0	0.00	0	0.00	0	0.00	1,416	0.00
ENVIRONMENTAL RADIATION MONITR	0	0.00	0	0.00	0	0.00	34	0.00
LOTTERY ENTERPRISE	0	0.00	0	0.00	0	0.00	7,368	0.00
GROUNDWATER PROTECTION	0	0.00	0	0.00	0	0.00	812	0.00
PETROLEUM INSPECTION FUND	0	0.00	0	0.00	0	0.00	2,225	0.00
ENERGY SET-ASIDE PROGRAM	0	0.00	0	0.00	0	0.00	1,920	0.00
MISSOURI LAND SURVEY FUND	0	0.00	0	0.00	0	0.00	86	0.00
CRIMINAL RECORD SYSTEM	0	0.00	0	0.00	0	0.00	4,829	0.00
HAZARDOUS WASTE FUND	0	0.00	0	0.00	0	0.00	1,464	0.00
SAFE DRINKING WATER FUND	0	0.00	0	0.00	0	0.00	991	0.00
CRIME VICTIMS COMP FUND	0	0.00	0	0.00	0	0.00	310	0.00
PROFESSIONAL REGISTRATION FEES	0	0.00	0	0.00	0	0.00	2,729	0.00
PROP SCHOOL CERT FUND	0	0.00	0	0.00	0	0.00	3	0.00
GEOLOGIC RESOURCES FUND	0	0.00	0	0.00	0	0.00	138	0.00
ORGAN DONOR PROGRAM	0	0.00	0	0.00	0	0.00	3	0.00
GUARANTY AGENCY OPERATING	0	0.00	0	0.00	0	0.00	1,536	0.00

1/17/19 11:03

im\_disummary

**BENEFITS REPORT 9 FY 20 GOVERNOR REC**

**DECISION ITEM SUMMARY**

<b>Budget Unit</b>									
<b>Decision Item</b>	<b>FY 2018</b>	<b>FY 2018</b>	<b>FY 2019</b>	<b>FY 2019</b>	<b>FY 2020</b>	<b>FY 2020</b>	<b>FY 2020</b>	<b>FY 2020</b>	
<b>Budget Object Summary</b>	<b>ACTUAL</b>	<b>ACTUAL</b>	<b>BUDGET</b>	<b>BUDGET</b>	<b>DEPT REQ</b>	<b>DEPT REQ</b>	<b>GOV REC</b>	<b>GOV REC</b>	
<b>Fund</b>	<b>DOLLAR</b>	<b>FTE</b>	<b>DOLLAR</b>	<b>FTE</b>	<b>DOLLAR</b>	<b>FTE</b>	<b>DOLLAR</b>	<b>FTE</b>	
<b>RETIREMENT SYSTEM-TRANSFER</b>									
<b>MOSERS - CBIZ Pay Plan - 1300040</b>									
FUND TRANSFERS									
NATIONAL GUARD TRUST	0	0.00	0	0.00	0	0.00	931	0.00	
MINED LAND RECLAMATION	0	0.00	0	0.00	0	0.00	576	0.00	
BABLER STATE PARK	0	0.00	0	0.00	0	0.00	33	0.00	
ENERGY FUTURES FUND	0	0.00	0	0.00	0	0.00	301	0.00	
SPECIAL EMPLOYMENT SECURITY	0	0.00	0	0.00	0	0.00	884	0.00	
UNEMPLOYMENT AUTOMATION	0	0.00	0	0.00	0	0.00	1,063	0.00	
AGRICULTURE PROTECTION	0	0.00	0	0.00	0	0.00	3,133	0.00	
MINE INSPECTION	0	0.00	0	0.00	0	0.00	79	0.00	
MO REVOLVING INFO TECH TRUST	0	0.00	0	0.00	0	0.00	13,937	0.00	
MEDICAID PROVIDER ENROLLMENT	0	0.00	0	0.00	0	0.00	213	0.00	
TOTAL - TRF	0	0.00	0	0.00	0	0.00	886,000	0.00	
<b>TOTAL</b>	<b>0</b>	<b>0.00</b>	<b>0</b>	<b>0.00</b>	<b>0</b>	<b>0.00</b>	<b>886,000</b>	<b>0.00</b>	
<b>MOSERS - New PS - 1300041</b>									
FUND TRANSFERS									
GENERAL REVENUE	0	0.00	0	0.00	0	0.00	335,000	0.00	
MO PUBLIC HEALTH SERVICES	0	0.00	0	0.00	0	0.00	31,100	0.00	
CANTEEN FUND	0	0.00	0	0.00	0	0.00	326,061	0.00	
INDUSTRIAL HEMP FUND	0	0.00	0	0.00	0	0.00	9,956	0.00	
WORKING CAPITAL REVOLVING	0	0.00	0	0.00	0	0.00	84,126	0.00	
INMATE	0	0.00	0	0.00	0	0.00	24	0.00	
DIV ALCOHOL & TOBACCO CTRL	0	0.00	0	0.00	0	0.00	15,686	0.00	
SOLID WASTE SUBACCOUNT	0	0.00	0	0.00	0	0.00	38,263	0.00	
PETROLEUM STORAGE TANK INS	0	0.00	0	0.00	0	0.00	25,648	0.00	
VET HEALTH AND CARE FUND	0	0.00	0	0.00	0	0.00	307,145	0.00	
GRAIN INSPECTION FEES	0	0.00	0	0.00	0	0.00	7,459	0.00	
WORKERS COMPENSATION	0	0.00	0	0.00	0	0.00	36,880	0.00	
ENVIRON IMPROVE AUTHORITY	0	0.00	0	0.00	0	0.00	57,467	0.00	
CRIME VICTIMS COMP FUND	0	0.00	0	0.00	0	0.00	9	0.00	
PROFESSIONAL REGISTRATION FEES	0	0.00	0	0.00	0	0.00	3,428	0.00	
MP WRP RENEWABLE WATER PROGRAM	0	0.00	0	0.00	0	0.00	10,271	0.00	
CHARTER PUBLIC SCHOOL REVOLV	0	0.00	0	0.00	0	0.00	5,370	0.00	

1/17/19 11:03

im\_disummary

**BENEFITS REPORT 9 FY 20 GOVERNOR REC**

**DECISION ITEM SUMMARY**

Budget Unit								
Decision Item	FY 2018	FY 2018	FY 2019	FY 2019	FY 2020	FY 2020	FY 2020	FY 2020
Budget Object Summary	ACTUAL	ACTUAL	BUDGET	BUDGET	DEPT REQ	DEPT REQ	GOV REC	GOV REC
Fund	DOLLAR	FTE	DOLLAR	FTE	DOLLAR	FTE	DOLLAR	FTE
<b>RETIREMENT SYSTEM-TRANSFER</b>								
<b>MOSERS - New PS - 1300041</b>								
FUND TRANSFERS								
AVIATION TRUST FUND	0	0.00	0	0.00	0	0.00	1,107	0.00
TOTAL - TRF	0	0.00	0	0.00	0	0.00	1,295,000	0.00
<b>TOTAL</b>	<b>0</b>	<b>0.00</b>	<b>0</b>	<b>0.00</b>	<b>0</b>	<b>0.00</b>	<b>1,295,000</b>	<b>0.00</b>
<b>GRAND TOTAL</b>	<b>\$363,127,655</b>	<b>0.00</b>	<b>\$413,785,972</b>	<b>0.00</b>	<b>\$447,746,415</b>	<b>0.00</b>	<b>\$430,788,977</b>	<b>0.00</b>



**BENEFITS REPORT 10 FY 20 GOVERNOR REC**

**DECISION ITEM DETAIL**

Budget Unit	FY 2018	FY 2018	FY 2019	FY 2019	FY 2020	FY 2020	FY 2020	FY 2020
Decision Item	ACTUAL	ACTUAL	BUDGET	BUDGET	DEPT REQ	DEPT REQ	GOV REC	GOV REC
Budget Object Class	DOLLAR	FTE	DOLLAR	FTE	DOLLAR	FTE	DOLLAR	FTE
<b>RETIREMENT SYSTEM-TRANSFER</b>								
<b>CORE</b>								
TRANSFERS OUT	363,127,655	0.00	413,785,972	0.00	413,877,110	0.00	413,816,549	0.00
<b>TOTAL - TRF</b>	<b>363,127,655</b>	<b>0.00</b>	<b>413,785,972</b>	<b>0.00</b>	<b>413,877,110</b>	<b>0.00</b>	<b>413,816,549</b>	<b>0.00</b>
<b>GRAND TOTAL</b>	<b>\$363,127,655</b>	<b>0.00</b>	<b>\$413,785,972</b>	<b>0.00</b>	<b>\$413,877,110</b>	<b>0.00</b>	<b>\$413,816,549</b>	<b>0.00</b>
GENERAL REVENUE	\$226,277,775	0.00	\$245,965,315	0.00	\$246,056,453	0.00	\$246,056,453	0.00
FEDERAL FUNDS	\$74,505,813	0.00	\$91,677,839	0.00	\$91,677,839	0.00	\$91,677,839	0.00
OTHER FUNDS	\$62,344,067	0.00	\$76,142,818	0.00	\$76,142,818	0.00	\$76,082,257	0.00

**NEW DECISION ITEM**

RANK: \_\_\_\_\_ OF \_\_\_\_\_

<b>Department</b> Office of Administration	<b>Budget Unit</b> 32205C
<b>Division</b> Employee Benefits	
<b>DI Name</b> Retirement System Transfer Rate Inc. <b>DI#1300022</b>	<b>HB Section</b> 5.465

**1. AMOUNT OF REQUEST**

	FY 2020 Budget Request					E		FY 2020 Governor's Recommendation					E
	GR	Federal	Other	Total				GR	Federal	Other	Total		
PS	0	0	0	0	0		PS	0	0	0	0		
EE	0	0	0	0	0		EE	0	0	0	0		
PSD	0	0	0	0	0		PSD	0	0	0	0		
TRF	16,076,962	8,484,161	9,308,182	33,869,305			TRF	6,063,685	0	1,041,182	7,104,867		
<b>Total</b>	<b>16,076,962</b>	<b>8,484,161</b>	<b>9,308,182</b>	<b>33,869,305</b>			<b>Total</b>	<b>6,063,685</b>	<b>0</b>	<b>1,041,182</b>	<b>7,104,867</b>		
FTE	0.00	0.00	0.00	0.00			FTE	0.00	0.00	0.00	0.00		

<b>Est. Fringe</b>	0	0	0	0
--------------------	---	---	---	---

*Note: Fringes budgeted in House Bill 5 except for certain fringes budgeted directly to MoDOT, Highway Patrol, and Conservation.*

<b>Est. Fringe</b>	0	0	0	0
--------------------	---	---	---	---

*Note: Fringes budgeted in House Bill 5 except for certain fringes budgeted directly to MoDOT, Highway Patrol, and Conservation.*

Other Funds: Various

Other Funds: Various

**2. THIS REQUEST CAN BE CATEGORIZED AS:**

<input type="checkbox"/> New Legislation	<input type="checkbox"/> New Program	<input type="checkbox"/> Fund Switch
<input type="checkbox"/> Federal Mandate	<input type="checkbox"/> Program Expansion	<input type="checkbox"/> Cost to Continue
<input type="checkbox"/> GR Pick-Up	<input type="checkbox"/> Space Request	<input type="checkbox"/> Equipment Replacement
<input type="checkbox"/> Pay Plan	<input checked="" type="checkbox"/> Other: MOSERS rate increase	

**3. WHY IS THIS FUNDING NEEDED? PROVIDE AN EXPLANATION FOR ITEMS CHECKED IN #2. INCLUDE THE FEDERAL OR STATE STATUTORY OR CONSTITUTIONAL AUTHORIZATION FOR THIS PROGRAM.**

Adjustments are necessary in FY2020 to reflect benefit costs associated with an increase in the state employee retirement contribution rate from 20.21% to 21.77% and the judges retirement contribution rate from 63.71% to 63.80% as approved by the MOSERS Board of Trustees.

On September 13, 2018, the MOSERS Board of Trustees voted to continue the reduction of the assumed investment rate of return utilized by the plan from 7.5% to 7.25% and certified that the FY 2020 state employee retirement contribution rate will be 21.77% and the judge's retirement contribution rate will be 63.80%.

**BENEFITS REPORT 10 FY 20 GOVERNOR REC**

**DECISION ITEM DETAIL**

Budget Unit	FY 2018	FY 2018	FY 2019	FY 2019	FY 2020	FY 2020	FY 2020	FY 2020
Decision Item	ACTUAL	ACTUAL	BUDGET	BUDGET	DEPT REQ	DEPT REQ	GOV REC	GOV REC
Budget Object Class	DOLLAR	FTE	DOLLAR	FTE	DOLLAR	FTE	DOLLAR	FTE
<b>RETIREMENT SYSTEM-TRANSFER</b>								
<b>MOSERS RATE INC-TRF - 1300022</b>								
TRANSFERS OUT	0	0.00	0	0.00	33,869,305	0.00	7,104,867	0.00
<b>TOTAL - TRF</b>	<b>0</b>	<b>0.00</b>	<b>0</b>	<b>0.00</b>	<b>33,869,305</b>	<b>0.00</b>	<b>7,104,867</b>	<b>0.00</b>
<b>GRAND TOTAL</b>	<b>\$0</b>	<b>0.00</b>	<b>\$0</b>	<b>0.00</b>	<b>\$33,869,305</b>	<b>0.00</b>	<b>\$7,104,867</b>	<b>0.00</b>
GENERAL REVENUE	\$0	0.00	\$0	0.00	\$16,076,962	0.00	\$6,063,685	0.00
FEDERAL FUNDS	\$0	0.00	\$0	0.00	\$8,484,161	0.00	\$0	0.00
OTHER FUNDS	\$0	0.00	\$0	0.00	\$9,308,182	0.00	\$1,041,182	0.00

**CORE DECISION ITEM**

<b>Department</b>	Office of Administration	<b>Budget Unit</b>	32206
<b>Division</b>	Employee Benefits		
<b>Core</b>	Retirement System Contributions	<b>HB Section</b>	5.470

**1. CORE FINANCIAL SUMMARY**

	FY 2020 Budget Request						FY 2020 Governor's Recommendation				
	GR	Federal	Other	Total	E		GR	Federal	Other	Total	E
PS	0	0	0	0	0	PS	0	0	0	0	
EE	0	0	0	0	0	EE	0	0	0	0	
PSD	0	0	0	0	0	PSD	0	0	0	0	
TRF	0	0	413,785,972	413,785,972		TRF	0	0	413,785,972	413,785,972	
<b>Total</b>	<b>0</b>	<b>0</b>	<b>413,785,972</b>	<b>413,785,972</b>		<b>Total</b>	<b>0</b>	<b>0</b>	<b>413,785,972</b>	<b>413,785,972</b>	
<b>FTE</b>	<b>0.00</b>	<b>0.00</b>	<b>0.00</b>	<b>0.00</b>		<b>FTE</b>	<b>0.00</b>	<b>0.00</b>	<b>0.00</b>	<b>0.00</b>	

<b>Est. Fringe</b>	0	0	0	0
--------------------	---	---	---	---

*Note: Fringes budgeted in House Bill 5 except for certain fringes budgeted directly to MoDOT, Highway Patrol, and Conservation.*

<b>Est. Fringe</b>	0	0	0	0
--------------------	---	---	---	---

*Note: Fringes budgeted in House Bill 5 except for certain fringes budgeted directly to MoDOT, Highway Patrol, and Conservation.*

Other Funds: State Retirement Contributions Fund (0701)

Other Funds: State Retirement Contributions Fund (0701)

**2. CORE DESCRIPTION**

Core funding for the state's contribution for retirement, life insurance, and long-term disability from the various state funds from which salaries of state employees are paid, to the State Retirement Contributions Fund.

In FY 2019, the state employee retirement contribution rate is 20.21%, and the judges retirement contribution rate is 63.71%, as approved by the MOSERS Board of Trustees. The long term disability contribution rate is .475%, the basic life insurance contribution rate is .315% and the retire basic life insurance contribution rate is .115%.

On September 13, 2018, the MOSERS Board of Trustees voted to continue the reduction of the assumed investment rate of return utilized by the plan from 7.5% to 7.25% and certified that the FY 2020 state employee retirement contribution rate will be 21.77% and the judge's retirement contribution rate will be 63.80%.

**3. PROGRAM LISTING (list programs included in this core funding)**

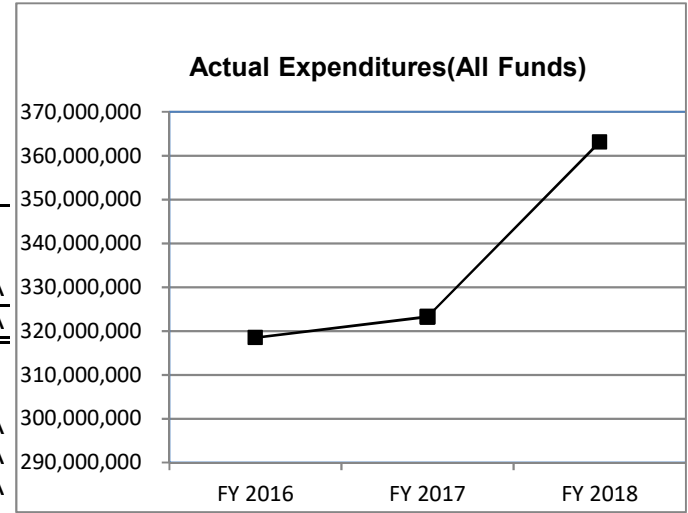
N/A

**CORE DECISION ITEM**

<b>Department</b> Office of Administration	<b>Budget Unit</b> 32206
<b>Division</b> Employee Benefits	
<b>Core</b> Retirement System Contributions	<b>HB Section</b> 5.470

**4. FINANCIAL HISTORY**

	<b>FY 2016 Actual</b>	<b>FY 2017 Actual</b>	<b>FY 2018 Actual</b>	<b>FY 2019 Current Yr.</b>
Appropriation (All Funds)	338,706,920	346,841,559	393,255,045	413,785,972
Less Reverted (All Funds)	0	0	0	0
Less Restricted (All Funds)*	0	0	0	0
<b>Budget Authority (All Funds)</b>	<b>338,706,920</b>	<b>346,841,559</b>	<b>393,255,045</b>	<b>413,785,972</b>
Actual Expenditures(All Funds)	318,496,254	323,244,507	363,128,340	N/A
Unexpended (All Funds)	20,210,666	23,597,052	30,126,705	N/A
<b>Unexpended, by Fund:</b>				
General Revenue	0	0	0	N/A
Federal	0	0	0	N/A
Other	20,210,666	23,597,052	30,126,705	N/A



\*Restricted amount is as of \_\_\_\_

Reverted includes the statutory three- percent reserve (when applicable).  
 Restricted includes any Governor' Expenditure Restriction (when applicable).

**NOTES:**

**CORE RECONCILIATION DETAIL**

---

**STATE  
RETIREMENT SYSTEM CONTRIBUTION**

**5. CORE RECONCILIATION DETAIL**

---

	<b>Budget Class</b>	<b>FTE</b>	<b>GR</b>	<b>Federal</b>	<b>Other</b>	<b>Total</b>	<b>Explanation</b>
<b>TAFP AFTER VETOES</b>							
	PS	0.00	0	0	413,785,972	413,785,972	
	<b>Total</b>	<b>0.00</b>	<b>0</b>	<b>0</b>	<b>413,785,972</b>	<b>413,785,972</b>	
<b>DEPARTMENT CORE REQUEST</b>							
	PS	0.00	0	0	413,785,972	413,785,972	
	<b>Total</b>	<b>0.00</b>	<b>0</b>	<b>0</b>	<b>413,785,972</b>	<b>413,785,972</b>	
<b>GOVERNOR'S RECOMMENDED CORE</b>							
	PS	0.00	0	0	413,785,972	413,785,972	
	<b>Total</b>	<b>0.00</b>	<b>0</b>	<b>0</b>	<b>413,785,972</b>	<b>413,785,972</b>	

**BENEFITS REPORT 9 FY 20 GOVERNOR REC**

**DECISION ITEM SUMMARY**

Budget Unit								
Decision Item	FY 2018	FY 2018	FY 2019	FY 2019	FY 2020	FY 2020	FY 2020	FY 2020
Budget Object Summary	ACTUAL	ACTUAL	BUDGET	BUDGET	DEPT REQ	DEPT REQ	GOV REC	GOV REC
Fund	DOLLAR	FTE	DOLLAR	FTE	DOLLAR	FTE	DOLLAR	FTE
<b>RETIREMENT SYSTEM CONTRIBUTION</b>								
<b>CORE</b>								
PERSONAL SERVICES								
STATE RETIREMENT CONTRIBUTIONS	363,128,340	0.00	413,785,972	0.00	413,785,972	0.00	413,785,972	0.00
TOTAL - PS	363,128,340	0.00	413,785,972	0.00	413,785,972	0.00	413,785,972	0.00
<b>TOTAL</b>	<b>363,128,340</b>	<b>0.00</b>	<b>413,785,972</b>	<b>0.00</b>	<b>413,785,972</b>	<b>0.00</b>	<b>413,785,972</b>	<b>0.00</b>
<b>MOSERS RATE INC. CONTRIBUTION - 1300023</b>								
PERSONAL SERVICES								
STATE RETIREMENT CONTRIBUTIONS	0	0.00	0	0.00	33,869,305	0.00	7,104,867	0.00
TOTAL - PS	0	0.00	0	0.00	33,869,305	0.00	7,104,867	0.00
<b>TOTAL</b>	<b>0</b>	<b>0.00</b>	<b>0</b>	<b>0.00</b>	<b>33,869,305</b>	<b>0.00</b>	<b>7,104,867</b>	<b>0.00</b>
<b>MOSERS - FY20 Pay Plan - 1300038</b>								
PERSONAL SERVICES								
STATE RETIREMENT CONTRIBUTIONS	0	0.00	0	0.00	0	0.00	5,156,000	0.00
TOTAL - PS	0	0.00	0	0.00	0	0.00	5,156,000	0.00
<b>TOTAL</b>	<b>0</b>	<b>0.00</b>	<b>0</b>	<b>0.00</b>	<b>0</b>	<b>0.00</b>	<b>5,156,000</b>	<b>0.00</b>
<b>MOSERS - FY19 CTC Pay Plan - 1300039</b>								
PERSONAL SERVICES								
STATE RETIREMENT CONTRIBUTIONS	0	0.00	0	0.00	0	0.00	2,470,000	0.00
TOTAL - PS	0	0.00	0	0.00	0	0.00	2,470,000	0.00
<b>TOTAL</b>	<b>0</b>	<b>0.00</b>	<b>0</b>	<b>0.00</b>	<b>0</b>	<b>0.00</b>	<b>2,470,000</b>	<b>0.00</b>
<b>MOSERS - CBIZ Pay Plan - 1300040</b>								
PERSONAL SERVICES								
STATE RETIREMENT CONTRIBUTIONS	0	0.00	0	0.00	0	0.00	886,000	0.00
TOTAL - PS	0	0.00	0	0.00	0	0.00	886,000	0.00
<b>TOTAL</b>	<b>0</b>	<b>0.00</b>	<b>0</b>	<b>0.00</b>	<b>0</b>	<b>0.00</b>	<b>886,000</b>	<b>0.00</b>

1/17/19 11:03

im\_disummary

**BENEFITS REPORT 9 FY 20 GOVERNOR REC**

**DECISION ITEM SUMMARY**

Budget Unit								
Decision Item	FY 2018	FY 2018	FY 2019	FY 2019	FY 2020	FY 2020	FY 2020	FY 2020
Budget Object Summary	ACTUAL	ACTUAL	BUDGET	BUDGET	DEPT REQ	DEPT REQ	GOV REC	GOV REC
Fund	DOLLAR	FTE	DOLLAR	FTE	DOLLAR	FTE	DOLLAR	FTE
<b>RETIREMENT SYSTEM CONTRIBUTION</b>								
<b>MOSERS - New PS - 1300041</b>								
PERSONAL SERVICES								
STATE RETIREMENT CONTRIBUTIONS	0	0.00	0	0.00	0	0.00	1,295,000	0.00
TOTAL - PS	0	0.00	0	0.00	0	0.00	1,295,000	0.00
<b>TOTAL</b>	<b>0</b>	<b>0.00</b>	<b>0</b>	<b>0.00</b>	<b>0</b>	<b>0.00</b>	<b>1,295,000</b>	<b>0.00</b>
<b>GRAND TOTAL</b>	<b>\$363,128,340</b>	<b>0.00</b>	<b>\$413,785,972</b>	<b>0.00</b>	<b>\$447,655,277</b>	<b>0.00</b>	<b>\$430,697,839</b>	<b>0.00</b>



**BENEFITS REPORT 10 FY 20 GOVERNOR REC**

**DECISION ITEM DETAIL**

Budget Unit	FY 2018	FY 2018	FY 2019	FY 2019	FY 2020	FY 2020	FY 2020	FY 2020
Decision Item	ACTUAL	ACTUAL	BUDGET	BUDGET	DEPT REQ	DEPT REQ	GOV REC	GOV REC
Budget Object Class	DOLLAR	FTE	DOLLAR	FTE	DOLLAR	FTE	DOLLAR	FTE
<b>RETIREMENT SYSTEM CONTRIBUTION</b>								
<b>CORE</b>								
BENEFITS	363,128,340	0.00	413,785,972	0.00	413,785,972	0.00	413,785,972	0.00
<b>TOTAL - PS</b>	<b>363,128,340</b>	<b>0.00</b>	<b>413,785,972</b>	<b>0.00</b>	<b>413,785,972</b>	<b>0.00</b>	<b>413,785,972</b>	<b>0.00</b>
<b>GRAND TOTAL</b>	<b>\$363,128,340</b>	<b>0.00</b>	<b>\$413,785,972</b>	<b>0.00</b>	<b>\$413,785,972</b>	<b>0.00</b>	<b>\$413,785,972</b>	<b>0.00</b>
GENERAL REVENUE	\$0	0.00	\$0	0.00	\$0	0.00	\$0	0.00
FEDERAL FUNDS	\$0	0.00	\$0	0.00	\$0	0.00	\$0	0.00
OTHER FUNDS	\$363,128,340	0.00	\$413,785,972	0.00	\$413,785,972	0.00	\$413,785,972	0.00

**NEW DECISION ITEM**

RANK: \_\_\_\_\_ OF \_\_\_\_\_

<b>Department</b> Office of Administration	<b>Budget Unit</b> 32206
<b>Division</b> Employee Benefits	
<b>DI Name</b> Retirement System Contribution Rate Inc. <b>DI#1300023</b>	<b>HB Section</b> 5.470

**1. AMOUNT OF REQUEST**

	FY 2020 Budget Request					E		FY 2020 Governor's Recommendation					E
	GR	Federal	Other	Total				GR	Federal	Other	Total		
PS	0	0	0	0	0		PS	0	0	0	0		
EE	0	0	0	0	0		EE	0	0	0	0		
PSD	0	0	0	0	0		PSD	0	0	0	0		
TRF	0	0	33,869,305	33,869,305	33,869,305		TRF	0	0	7,104,867	7,104,867		
<b>Total</b>	<b>0</b>	<b>0</b>	<b>33,869,305</b>	<b>33,869,305</b>	<b>33,869,305</b>		<b>Total</b>	<b>0</b>	<b>0</b>	<b>7,104,867</b>	<b>7,104,867</b>		
FTE	0.00	0.00	0.00	0.00	0.00		FTE	0.00	0.00	0.00	0.00		

<b>Est. Fringe</b>	0	0	0	0
--------------------	---	---	---	---

*Note: Fringes budgeted in House Bill 5 except for certain fringes budgeted directly to MoDOT, Highway Patrol, and Conservation.*

<b>Est. Fringe</b>	0	0	0	0
--------------------	---	---	---	---

*Note: Fringes budgeted in House Bill 5 except for certain fringes budgeted directly to MoDOT, Highway Patrol, and Conservation.*

Other Funds: Various

Other Funds: Various

**2. THIS REQUEST CAN BE CATEGORIZED AS:**

<input type="checkbox"/> New Legislation	<input type="checkbox"/> New Program	<input type="checkbox"/> Fund Switch
<input type="checkbox"/> Federal Mandate	<input type="checkbox"/> Program Expansion	<input type="checkbox"/> Cost to Continue
<input type="checkbox"/> GR Pick-Up	<input type="checkbox"/> Space Request	<input type="checkbox"/> Equipment Replacement
<input type="checkbox"/> Pay Plan	<input checked="" type="checkbox"/> Other: MOSERS rate increase	

**3. WHY IS THIS FUNDING NEEDED? PROVIDE AN EXPLANATION FOR ITEMS CHECKED IN #2. INCLUDE THE FEDERAL OR STATE STATUTORY OR CONSTITUTIONAL AUTHORIZATION FOR THIS PROGRAM.**

Adjustments are necessary in FY2020 to reflect benefit costs associated with an increase in the state employee retirement contribution rate from 20.21% to 21.77% and the judges retirement contribution rate from 63.71% to 63.80% as approved by the MOSERS Board of Trustees.

On September 13, 2018, the MOSERS Board of Trustees voted to continue the reduction of the assumed investment rate of return utilized by the plan from 7.5% to 7.25% and certified that the FY 2020 state employee retirement contribution rate will be 21.77% and the judge's retirement contribution rate will be 63.80%.

**BENEFITS REPORT 10 FY 20 GOVERNOR REC**

**DECISION ITEM DETAIL**

Budget Unit	FY 2018	FY 2018	FY 2019	FY 2019	FY 2020	FY 2020	FY 2020	FY 2020
Decision Item	ACTUAL	ACTUAL	BUDGET	BUDGET	DEPT REQ	DEPT REQ	GOV REC	GOV REC
Budget Object Class	DOLLAR	FTE	DOLLAR	FTE	DOLLAR	FTE	DOLLAR	FTE
<b>RETIREMENT SYSTEM CONTRIBUTION</b>								
<b>MOSERS RATE INC. CONTRIBUTION - 1300023</b>								
BENEFITS	0	0.00	0	0.00	33,869,305	0.00	7,104,867	0.00
<b>TOTAL - PS</b>	<b>0</b>	<b>0.00</b>	<b>0</b>	<b>0.00</b>	<b>33,869,305</b>	<b>0.00</b>	<b>7,104,867</b>	<b>0.00</b>
<b>GRAND TOTAL</b>	<b>\$0</b>	<b>0.00</b>	<b>\$0</b>	<b>0.00</b>	<b>\$33,869,305</b>	<b>0.00</b>	<b>\$7,104,867</b>	<b>0.00</b>
GENERAL REVENUE	\$0	0.00	\$0	0.00	\$0	0.00	\$0	0.00
FEDERAL FUNDS	\$0	0.00	\$0	0.00	\$0	0.00	\$0	0.00
OTHER FUNDS	\$0	0.00	\$0	0.00	\$33,869,305	0.00	\$7,104,867	0.00

**CORE DECISION ITEM**

<b>Department</b>	Office of Administration	<b>Budget Unit</b>	32208
<b>Division</b>	Employee Benefits		
<b>Core</b>	Teacher Retirement Contribution	<b>HB Section</b>	5.475

**1. CORE FINANCIAL SUMMARY**

	FY 2020 Budget Request						FY 2020 Governor's Recommendation				
	GR	Federal	Other	Total	E		GR	Federal	Other	Total	E
PS	70,000	0	0	70,000		PS	70,000	0	0	70,000	
EE	0	0	0	0		EE	0	0	0	0	
PSD	0	0	0	0		PSD	0	0	0	0	
TRF	0	0	0	0		TRF	0	0	0	0	
<b>Total</b>	<b>70,000</b>	<b>0</b>	<b>0</b>	<b>70,000</b>		<b>Total</b>	<b>70,000</b>	<b>0</b>	<b>0</b>	<b>70,000</b>	
<b>FTE</b>	<b>0.00</b>	<b>0.00</b>	<b>0.00</b>	<b>0.00</b>		<b>FTE</b>	<b>0.00</b>	<b>0.00</b>	<b>0.00</b>	<b>0.00</b>	

<b>Est. Fringe</b>	21,329	0	0	21,329
--------------------	--------	---	---	--------

*Note: Fringes budgeted in House Bill 5 except for certain fringes budgeted directly to MoDOT, Highway Patrol, and Conservation.*

<b>Est. Fringe</b>	21,329	0	0	21,329
--------------------	--------	---	---	--------

*Note: Fringes budgeted in House Bill 5 except for certain fringes budgeted directly to MoDOT, Highway Patrol, and Conservation.*

Other Funds:

Other Funds:

Notes:

**2. CORE DESCRIPTION**

Core funding for contributions by the state for employees who are members of the Public School Retirement System, in accordance with Section 104.342, RSMo. There are no new members to this group of employees.

**3. PROGRAM LISTING (list programs included in this core funding)**

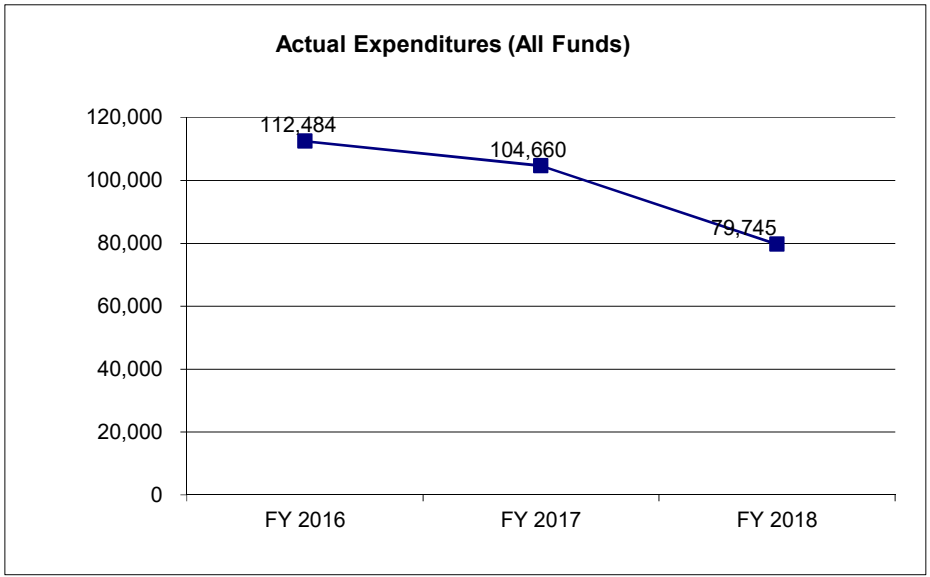
N/A

**CORE DECISION ITEM**

<b>Department</b>	Office of Administration	<b>Budget Unit</b>	32208
<b>Division</b>	Employee Benefits		
<b>Core</b>	Teacher Retirement Contribution	<b>HB Section</b>	5.475

**4. FINANCIAL HISTORY**

	<b>FY 2016 Actual</b>	<b>FY 2017 Actual</b>	<b>FY 2018 Actual</b>	<b>FY 2019 Current Yr.</b>
Appropriation (All Funds)	662,000	192,000	152,000	122,000
Less Reverted (All Funds)	0	0	0	N/A
Less Restricted (All Funds)*	0	0	0	N/A
Budget Authority (All Funds)	662,000	192,000	152,000	N/A
Actual Expenditures (All Funds)	112,484	104,660	79,745	N/A
Unexpended (All Funds)	549,516	87,340	72,255	N/A
Unexpended, by Fund:				
General Revenue	506,158	58,049	40,255	N/A
Federal	42,212	28,016	2,000	N/A
Other	1,146	1,275	30,000	N/A



Reverted includes the statutory three-percent reserve amount (when applicable).

Restricted includes any Governor's Expenditure Restrictions which remained at the end of the fiscal year (when applicable).

**NOTES:**

(1) In FY 18 the "E" was removed.

**CORE RECONCILIATION DETAIL**

**STATE  
TEACHER RETIREMENT CONTRIBUTN**

**5. CORE RECONCILIATION DETAIL**

		<b>Budget Class</b>	<b>FTE</b>	<b>GR</b>	<b>Federal</b>	<b>Other</b>	<b>Total</b>	<b>Explanation</b>
<b>TAFP AFTER VETOES</b>								
		PS	0.00	90,000	30,000	2,000	122,000	
		<b>Total</b>	<b>0.00</b>	<b>90,000</b>	<b>30,000</b>	<b>2,000</b>	<b>122,000</b>	
<b>DEPARTMENT CORE ADJUSTMENTS</b>								
Core Reduction	1108 5172	PS	0.00	0	(7,000)	0	(7,000)	to better reflect actual payments
Core Reduction	1108 6105	PS	0.00	0	0	(500)	(500)	to better reflect actual payments
Core Reduction	1108 9851	PS	0.00	(20,000)	0	0	(20,000)	to better reflect actual payments
Core Reduction	1108 9857	PS	0.00	0	(23,000)	0	(23,000)	to better reflect actual payments
Core Reduction	1108 3440	PS	0.00	0	0	(1,500)	(1,500)	to better reflect actual payments
	<b>NET DEPARTMENT CHANGES</b>		<b>0.00</b>	<b>(20,000)</b>	<b>(30,000)</b>	<b>(2,000)</b>	<b>(52,000)</b>	
<b>DEPARTMENT CORE REQUEST</b>								
		PS	0.00	70,000	0	0	70,000	
		<b>Total</b>	<b>0.00</b>	<b>70,000</b>	<b>0</b>	<b>0</b>	<b>70,000</b>	
<b>GOVERNOR'S RECOMMENDED CORE</b>								
		PS	0.00	70,000	0	0	70,000	
		<b>Total</b>	<b>0.00</b>	<b>70,000</b>	<b>0</b>	<b>0</b>	<b>70,000</b>	

**BENEFITS REPORT 9 FY 20 GOVERNOR REC**

**DECISION ITEM SUMMARY**

Budget Unit								
Decision Item	FY 2018	FY 2018	FY 2019	FY 2019	FY 2020	FY 2020	FY 2020	FY 2020
Budget Object Summary	ACTUAL	ACTUAL	BUDGET	BUDGET	DEPT REQ	DEPT REQ	GOV REC	GOV REC
Fund	DOLLAR	FTE	DOLLAR	FTE	DOLLAR	FTE	DOLLAR	FTE
<b>TEACHER RETIREMENT CONTRIBUTN</b>								
<b>CORE</b>								
PERSONAL SERVICES								
GENERAL REVENUE	79,745	0.00	90,000	0.00	70,000	0.00	70,000	0.00
DEPT ELEM-SEC EDUCATION	0	0.00	23,000	0.00	0	0.00	0	0.00
DEPT OF SOC SERV FEDERAL & OTH	0	0.00	7,000	0.00	0	0.00	0	0.00
HEALTH INITIATIVES	0	0.00	500	0.00	0	0.00	0	0.00
DOSS EDUCATIONAL IMPROVEMENT	0	0.00	1,500	0.00	0	0.00	0	0.00
TOTAL - PS	79,745	0.00	122,000	0.00	70,000	0.00	70,000	0.00
<b>TOTAL</b>	<b>79,745</b>	<b>0.00</b>	<b>122,000</b>	<b>0.00</b>	<b>70,000</b>	<b>0.00</b>	<b>70,000</b>	<b>0.00</b>
<b>GRAND TOTAL</b>	<b>\$79,745</b>	<b>0.00</b>	<b>\$122,000</b>	<b>0.00</b>	<b>\$70,000</b>	<b>0.00</b>	<b>\$70,000</b>	<b>0.00</b>

**BENEFITS REPORT 10 FY 20 GOVERNOR REC**

**DECISION ITEM DETAIL**

Budget Unit	FY 2018	FY 2018	FY 2019	FY 2019	FY 2020	FY 2020	FY 2020	FY 2020
Decision Item	ACTUAL	ACTUAL	BUDGET	BUDGET	DEPT REQ	DEPT REQ	GOV REC	GOV REC
Budget Object Class	DOLLAR	FTE	DOLLAR	FTE	DOLLAR	FTE	DOLLAR	FTE
<b>TEACHER RETIREMENT CONTRIBUTN</b>								
<b>CORE</b>								
BENEFITS	79,745	0.00	122,000	0.00	70,000	0.00	70,000	0.00
<b>TOTAL - PS</b>	<b>79,745</b>	<b>0.00</b>	<b>122,000</b>	<b>0.00</b>	<b>70,000</b>	<b>0.00</b>	<b>70,000</b>	<b>0.00</b>
<b>GRAND TOTAL</b>	<b>\$79,745</b>	<b>0.00</b>	<b>\$122,000</b>	<b>0.00</b>	<b>\$70,000</b>	<b>0.00</b>	<b>\$70,000</b>	<b>0.00</b>
GENERAL REVENUE	\$79,745	0.00	\$90,000	0.00	\$70,000	0.00	\$70,000	0.00
FEDERAL FUNDS	\$0	0.00	\$30,000	0.00	\$0	0.00	\$0	0.00
OTHER FUNDS	\$0	0.00	\$2,000	0.00	\$0	0.00	\$0	0.00





**CORE DECISION ITEM**

<b>Department</b>	Office of Administration	<b>Budget Unit</b>	32213
<b>Division</b>	Employee Benefits		
<b>Core</b>	Unemployment Benefits	<b>HB Section</b>	5.480

**1. CORE FINANCIAL SUMMARY**

	FY 2020 Budget Request						FY 2020 Governor's Recommendation				
	GR	Federal	Other	Total	E		GR	Federal	Other	Total	E
PS	0	0	0	0	0	PS	0	0	0	0	
EE	0	0	0	0	0	EE	0	0	0	0	
PSD	1,535,534	659,619	1,108,915	3,304,068		PSD	1,535,534	659,619	1,108,915	3,304,068	
TRF	0	0	0	0		TRF	0	0	0	0	
<b>Total</b>	<b>1,535,534</b>	<b>659,619</b>	<b>1,108,915</b>	<b>3,304,068</b>		<b>Total</b>	<b>1,535,534</b>	<b>659,619</b>	<b>1,108,915</b>	<b>3,304,068</b>	
<b>FTE</b>	<b>0.00</b>	<b>0.00</b>	<b>0.00</b>	<b>0.00</b>		<b>FTE</b>	<b>0.00</b>	<b>0.00</b>	<b>0.00</b>	<b>0.00</b>	

<b>Est. Fringe</b>	0	0	0	0
--------------------	---	---	---	---

*Note: Fringes budgeted in House Bill 5 except for certain fringes budgeted directly to MoDOT, Highway Patrol, and Conservation.*

<b>Est. Fringe</b>	0	0	0	0
--------------------	---	---	---	---

*Note: Fringes budgeted in House Bill 5 except for certain fringes budgeted directly to MoDOT, Highway Patrol, and Conservation.*

Other Funds: Various: any fund from which former employee was paid.

Other Funds: Various: any fund from which former employee was paid.

**2. CORE DESCRIPTION**

Pursuant to Section 288.090, RSMo, this centralized appropriation is requested to reimburse the Division of Employment Security for all departments' charges to the unemployment compensation fund for unemployment benefits paid to former state employees.

The State, as a governmental entity, reimburses the Division of Employment Security for unemployment charges paid in lieu of contributions. At the end of each calendar quarter, the Division of Employment Security bills state agencies for an amount equal to the full amount of regular benefits, plus extended benefits, paid during such quarter that is attributable to service in the employ of such agency.

**3. PROGRAM LISTING (list programs included in this core funding)**

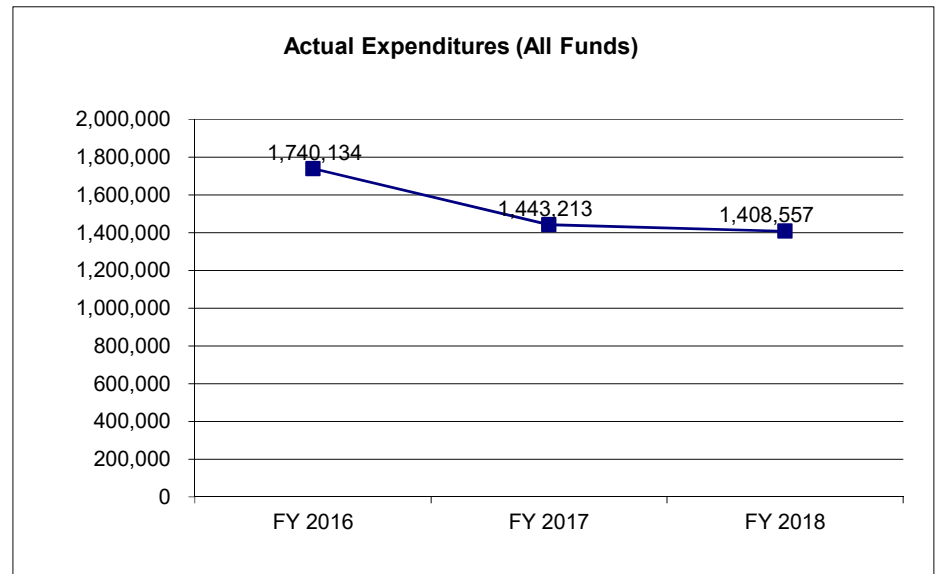
N/A

**CORE DECISION ITEM**

<b>Department</b>	Office of Administration	<b>Budget Unit</b>	32213
<b>Division</b>	Employee Benefits		
<b>Core</b>	Unemployment Benefits	<b>HB Section</b>	5.480

**4. FINANCIAL HISTORY**

	<b>FY 2016 Actual</b>	<b>FY 2017 Actual</b>	<b>FY 2018 Actual</b>	<b>FY 2019 Current Yr.</b>
Appropriation (All Funds)	3,806,634	3,606,525	3,604,517	3,603,744
Less Reverted (All Funds)	0	0	0	0
Less Restricted (All Funds)*	0	0	0	N/A
Budget Authority (All Funds)	3,806,634	3,606,525	3,604,517	N/A
Actual Expenditures (All Funds)	1,740,134	1,443,213	1,408,557	N/A
Unexpended (All Funds)	2,066,500	2,163,312	2,195,960	N/A
Unexpended, by Fund:				
General Revenue	835,328	1,014,747	1,001,393	N/A
Federal	110,095	321,632	279,067	N/A
Other	1,121,077	826,933	915,500	N/A



Reverted includes the statutory three-percent reserve amount (when applicable).

Restricted includes any Governor's Expenditure Restrictions which remained at the end of the fiscal year (when applicable).

**NOTES:**

(1) In FY 18 the "E" was removed.

**CORE RECONCILIATION DETAIL**

**STATE  
UNEMPLOYMENT BENEFITS**

**5. CORE RECONCILIATION DETAIL**

			<b>Budget Class</b>	<b>FTE</b>	<b>GR</b>	<b>Federal</b>	<b>Other</b>	<b>Total</b>	<b>Explanation</b>
<b>TAFP AFTER VETOES</b>									
			PD	0.00	1,635,210	659,619	1,308,915	3,603,744	
			<b>Total</b>	<b>0.00</b>	<b>1,635,210</b>	<b>659,619</b>	<b>1,308,915</b>	<b>3,603,744</b>	
<b>DEPARTMENT CORE ADJUSTMENTS</b>									
Transfer In	1976	2238	PD	0.00	324	0	0	324	Transfer in of unemployment fringe from FMDC for Accounting consolidation
Core Reduction	1110	2240	PD	0.00	0	0	(50,000)	(50,000)	to better reflect actual payments
Core Reduction	1110	5993	PD	0.00	0	0	(50,000)	(50,000)	to better reflect actual payments
Core Reduction	1110	6004	PD	0.00	0	0	(10,000)	(10,000)	to better reflect actual payments
Core Reduction	1110	6237	PD	0.00	0	0	(40,000)	(40,000)	to better reflect actual payments
Core Reduction	1110	2238	PD	0.00	(100,000)	0	0	(100,000)	to better reflect actual payments
Core Reduction	1110	1141	PD	0.00	0	0	(50,000)	(50,000)	to better reflect actual payments
			<b>NET DEPARTMENT CHANGES</b>	<b>0.00</b>	<b>(99,676)</b>	<b>0</b>	<b>(200,000)</b>	<b>(299,676)</b>	
<b>DEPARTMENT CORE REQUEST</b>									
			PD	0.00	1,535,534	659,619	1,108,915	3,304,068	
			<b>Total</b>	<b>0.00</b>	<b>1,535,534</b>	<b>659,619</b>	<b>1,108,915</b>	<b>3,304,068</b>	
<b>GOVERNOR'S RECOMMENDED CORE</b>									
			PD	0.00	1,535,534	659,619	1,108,915	3,304,068	
			<b>Total</b>	<b>0.00</b>	<b>1,535,534</b>	<b>659,619</b>	<b>1,108,915</b>	<b>3,304,068</b>	

**BENEFITS REPORT 9 FY 20 GOVERNOR REC**

**DECISION ITEM SUMMARY**

<b>Budget Unit</b>								
<b>Decision Item</b>	<b>FY 2018</b>	<b>FY 2018</b>	<b>FY 2019</b>	<b>FY 2019</b>	<b>FY 2020</b>	<b>FY 2020</b>	<b>FY 2020</b>	<b>FY 2020</b>
<b>Budget Object Summary</b>	<b>ACTUAL</b>	<b>ACTUAL</b>	<b>BUDGET</b>	<b>BUDGET</b>	<b>DEPT REQ</b>	<b>DEPT REQ</b>	<b>GOV REC</b>	<b>GOV REC</b>
<b>Fund</b>	<b>DOLLAR</b>	<b>FTE</b>	<b>DOLLAR</b>	<b>FTE</b>	<b>DOLLAR</b>	<b>FTE</b>	<b>DOLLAR</b>	<b>FTE</b>
<b>UNEMPLOYMENT BENEFITS</b>								
<b>CORE</b>								
PROGRAM-SPECIFIC								
GENERAL REVENUE	632,932	0.00	1,635,210	0.00	1,535,534	0.00	1,535,534	0.00
VOCATIONAL REHABILITATION	23,518	0.00	28,000	0.00	28,000	0.00	28,000	0.00
DEPT ELEM-SEC EDUCATION	570	0.00	3,900	0.00	3,900	0.00	3,900	0.00
STATE AUDITOR	0	0.00	900	0.00	900	0.00	900	0.00
DEPT HIGHER EDUCATION	0	0.00	3,000	0.00	3,000	0.00	3,000	0.00
HUMAN RIGHTS COMMISSION - FED	0	0.00	1,000	0.00	1,000	0.00	1,000	0.00
DEPT OF LABOR RELATIONS ADMIN	1,837	0.00	5,400	0.00	5,400	0.00	5,400	0.00
MULTIMODAL OPERATIONS FEDERAL	0	0.00	500	0.00	500	0.00	500	0.00
AGRICULTURE-FEDERAL AND OTHER	146	0.00	900	0.00	900	0.00	900	0.00
OA-FEDERAL AND OTHER	0	0.00	2,000	0.00	2,000	0.00	2,000	0.00
ATTORNEY GENERAL	313	0.00	6,700	0.00	6,700	0.00	6,700	0.00
JUDICIARY - FEDERAL	6,451	0.00	10,659	0.00	10,659	0.00	10,659	0.00
DEPT NATURAL RESOURCES	3,831	0.00	6,300	0.00	6,300	0.00	6,300	0.00
DHSS-FEDERAL AND OTHER FUNDS	9,936	0.00	58,000	0.00	58,000	0.00	58,000	0.00
STATE EMERGENCY MANAGEMENT	0	0.00	4,700	0.00	4,700	0.00	4,700	0.00
DEPT MENTAL HEALTH	98,868	0.00	135,000	0.00	135,000	0.00	135,000	0.00
DEPT PUBLIC SAFETY	0	0.00	8,900	0.00	8,900	0.00	8,900	0.00
DIV JOB DEVELOPMENT & TRAINING	18,829	0.00	18,900	0.00	18,900	0.00	18,900	0.00
ELECTION ADMIN IMPROVEMENT	1,027	0.00	1,050	0.00	1,050	0.00	1,050	0.00
OA INFORMATION TECH FED& OTHER	0	0.00	400	0.00	400	0.00	400	0.00
ASSISTIVE TECHNOLOGY FEDERAL	0	0.00	10	0.00	10	0.00	10	0.00
ADJUTANT GENERAL-FEDERAL	12,439	0.00	15,000	0.00	15,000	0.00	15,000	0.00
TEMP ASSIST NEEDY FAM FEDERAL	16,920	0.00	33,400	0.00	33,400	0.00	33,400	0.00
DEPT OF SOC SERV FEDERAL & OTH	162,993	0.00	284,000	0.00	284,000	0.00	284,000	0.00
JUSTICE ASSISTANCE GRANT PROGR	346	0.00	700	0.00	700	0.00	700	0.00
ENERGY FEDERAL	0	0.00	300	0.00	300	0.00	300	0.00
UNEMPLOYMENT COMP ADMIN	22,526	0.00	30,000	0.00	30,000	0.00	30,000	0.00
THIRD PARTY LIABILITY COLLECT	571	0.00	7,500	0.00	7,500	0.00	7,500	0.00
FEDERAL REIMBURSEMENT ALLOWANCE	5	0.00	7,500	0.00	7,500	0.00	7,500	0.00
PHARMACY REIMBURSEMENT ALLOWAN	0	0.00	7,500	0.00	7,500	0.00	7,500	0.00
STATE TREASURER'S GEN OPERATIO	0	0.00	7,500	0.00	7,500	0.00	7,500	0.00
CHILD SUPPORT ENFORCEMENT FUND	637	0.00	10,000	0.00	10,000	0.00	10,000	0.00
SEC OF ST TECHNOLOGY TRUST	0	0.00	10,000	0.00	10,000	0.00	10,000	0.00

1/17/19 11:03

im\_disummary

**BENEFITS REPORT 9 FY 20 GOVERNOR REC**

**DECISION ITEM SUMMARY**

Budget Unit								
Decision Item	FY 2018	FY 2018	FY 2019	FY 2019	FY 2020	FY 2020	FY 2020	FY 2020
Budget Object Summary	ACTUAL	ACTUAL	BUDGET	BUDGET	DEPT REQ	DEPT REQ	GOV REC	GOV REC
Fund	DOLLAR	FTE	DOLLAR	FTE	DOLLAR	FTE	DOLLAR	FTE
<b>UNEMPLOYMENT BENEFITS</b>								
<b>CORE</b>								
PROGRAM-SPECIFIC								
NURSING FAC QUALITY OF CARE	155	0.00	7,500	0.00	7,500	0.00	7,500	0.00
DIVISION OF TOURISM SUPPL REV	1,150	0.00	7,500	0.00	7,500	0.00	7,500	0.00
HEALTH INITIATIVES	418	0.00	7,500	0.00	7,500	0.00	7,500	0.00
GAMING COMMISSION FUND	878	0.00	10,000	0.00	10,000	0.00	10,000	0.00
MENTAL HEALTH EARNINGS FUND	0	0.00	7,500	0.00	7,500	0.00	7,500	0.00
ANIMAL CARE RESERVE	0	0.00	7,500	0.00	7,500	0.00	7,500	0.00
MO PUBLIC HEALTH SERVICES	138	0.00	7,500	0.00	7,500	0.00	7,500	0.00
VETERANS' COMMISSION CI TRUST	960	0.00	15,000	0.00	15,000	0.00	15,000	0.00
STATE ROAD	115,187	0.00	250,000	0.00	200,000	0.00	200,000	0.00
STATE FAIR FEE	3,542	0.00	10,000	0.00	10,000	0.00	10,000	0.00
STATE PARKS EARNINGS	3,450	0.00	10,000	0.00	10,000	0.00	10,000	0.00
MO VETERANS HOMES	73,857	0.00	200,000	0.00	150,000	0.00	150,000	0.00
DNR COST ALLOCATION	7,959	0.00	10,000	0.00	10,000	0.00	10,000	0.00
STATE FACILITY MAINT & OPERAT	2,927	0.00	15,000	0.00	15,000	0.00	15,000	0.00
OA REVOLVING ADMINISTRATIVE TR	0	0.00	5,000	0.00	5,000	0.00	5,000	0.00
WORKING CAPITAL REVOLVING	0	0.00	15,000	0.00	15,000	0.00	15,000	0.00
INSURANCE DEDICATED FUND	8,232	0.00	20,000	0.00	20,000	0.00	20,000	0.00
NRP-WATER POLLUTION PERMIT FEE	1,355	0.00	7,500	0.00	7,500	0.00	7,500	0.00
SOLID WASTE MGMT-SCRAP TIRE	0	0.00	7,500	0.00	7,500	0.00	7,500	0.00
SOLID WASTE MANAGEMENT	24	0.00	7,500	0.00	7,500	0.00	7,500	0.00
PETROLEUM STORAGE TANK INS	0	0.00	7,500	0.00	7,500	0.00	7,500	0.00
MOTOR VEHICLE COMMISSION	0	0.00	7,500	0.00	7,500	0.00	7,500	0.00
NRP-AIR POLLUTION PERMIT FEE	56	0.00	7,500	0.00	7,500	0.00	7,500	0.00
PUBLIC SERVICE COMMISSION	0	0.00	7,500	0.00	7,500	0.00	7,500	0.00
CONSERVATION COMMISSION	57,895	0.00	150,000	0.00	100,000	0.00	100,000	0.00
PARKS SALES TAX	70,111	0.00	150,000	0.00	110,000	0.00	110,000	0.00
SOIL AND WATER SALES TAX	0	0.00	7,500	0.00	7,500	0.00	7,500	0.00
DOSS EDUCATIONAL IMPROVEMENT	3,524	0.00	15,000	0.00	15,000	0.00	15,000	0.00
HEALTHY FAMILIES TRUST	0	0.00	7,500	0.00	7,500	0.00	7,500	0.00
BOARD OF REG FOR HEALING ARTS	0	0.00	7,500	0.00	7,500	0.00	7,500	0.00
BOARD OF NURSING	219	0.00	10,000	0.00	10,000	0.00	10,000	0.00
BOARD OF PHARMACY	0	0.00	7,500	0.00	7,500	0.00	7,500	0.00
MO REAL ESTATE COMMISSION	0	0.00	7,500	0.00	7,500	0.00	7,500	0.00

1/17/19 11:03

im\_disummary

**BENEFITS REPORT 9 FY 20 GOVERNOR REC**

**DECISION ITEM SUMMARY**

Budget Unit								
Decision Item	FY 2018	FY 2018	FY 2019	FY 2019	FY 2020	FY 2020	FY 2020	FY 2020
Budget Object Summary	ACTUAL	ACTUAL	BUDGET	BUDGET	DEPT REQ	DEPT REQ	GOV REC	GOV REC
Fund	DOLLAR	FTE	DOLLAR	FTE	DOLLAR	FTE	DOLLAR	FTE
<b>UNEMPLOYMENT BENEFITS</b>								
<b>CORE</b>								
PROGRAM-SPECIFIC								
GRAIN INSPECTION FEES	2,768	0.00	30,000	0.00	20,000	0.00	20,000	0.00
WORKERS COMPENSATION	3,447	0.00	10,000	0.00	10,000	0.00	10,000	0.00
WORKERS COMP-SECOND INJURY	0	0.00	7,500	0.00	7,500	0.00	7,500	0.00
LOTTERY ENTERPRISE	765	0.00	7,500	0.00	7,500	0.00	7,500	0.00
PETROLEUM INSPECTION FUND	0	0.00	10,000	0.00	10,000	0.00	10,000	0.00
ENERGY SET-ASIDE PROGRAM	0	0.00	7,500	0.00	7,500	0.00	7,500	0.00
CRIMINAL RECORD SYSTEM	4,752	0.00	10,000	0.00	10,000	0.00	10,000	0.00
HIGHWAY PATROL ACADEMY	0	0.00	7,500	0.00	7,500	0.00	7,500	0.00
BRD OF ARCH,ENG,LND SUR,LND AR	0	0.00	7,500	0.00	7,500	0.00	7,500	0.00
SAFE DRINKING WATER FUND	1,234	0.00	7,500	0.00	7,500	0.00	7,500	0.00
MO OFFICE OF PROSECUTION SERV	0	0.00	7,500	0.00	7,500	0.00	7,500	0.00
CRIME VICTIMS COMP FUND	0	0.00	7,500	0.00	7,500	0.00	7,500	0.00
PROFESSIONAL REGISTRATION FEES	8,291	0.00	10,000	0.00	10,000	0.00	10,000	0.00
MISSOURI RX PLAN FUND	37	0.00	7,500	0.00	7,500	0.00	7,500	0.00
ECON DEVELOP ADVANCEMENT FUND	0	0.00	7,500	0.00	7,500	0.00	7,500	0.00
MISSOURI WINE AND GRAPE FUND	4,592	0.00	10,000	0.00	10,000	0.00	10,000	0.00
INVESTOR EDUC & PROTECTION	4,800	0.00	11,415	0.00	11,415	0.00	11,415	0.00
GUARANTY AGENCY OPERATING	0	0.00	7,500	0.00	7,500	0.00	7,500	0.00
NATIONAL GUARD TRUST	0	0.00	7,500	0.00	7,500	0.00	7,500	0.00
AVIATION TRUST FUND	0	0.00	10,000	0.00	10,000	0.00	10,000	0.00
UNEMPLOYMENT AUTOMATION	10,688	0.00	15,000	0.00	15,000	0.00	15,000	0.00
AMBULANCE SERVICE REIMB ALLOW	1	0.00	7,500	0.00	7,500	0.00	7,500	0.00
AGRICULTURE PROTECTION	91	0.00	10,000	0.00	10,000	0.00	10,000	0.00
RECOVERY AUDIT AND COMPLIANCE	357	0.00	7,500	0.00	7,500	0.00	7,500	0.00
MO REVOLVING INFO TECH TRUST	0	0.00	7,500	0.00	7,500	0.00	7,500	0.00
TOTAL - PD	1,408,555	0.00	3,603,744	0.00	3,304,068	0.00	3,304,068	0.00
<b>TOTAL</b>	<b>1,408,555</b>	<b>0.00</b>	<b>3,603,744</b>	<b>0.00</b>	<b>3,304,068</b>	<b>0.00</b>	<b>3,304,068</b>	<b>0.00</b>
<b>GRAND TOTAL</b>	<b>\$1,408,555</b>	<b>0.00</b>	<b>\$3,603,744</b>	<b>0.00</b>	<b>\$3,304,068</b>	<b>0.00</b>	<b>\$3,304,068</b>	<b>0.00</b>

1/17/19 11:03

im\_disummary

**BENEFITS REPORT 10 FY 20 GOVERNOR REC**

**DECISION ITEM DETAIL**

Budget Unit	FY 2018	FY 2018	FY 2019	FY 2019	FY 2020	FY 2020	FY 2020	FY 2020
Decision Item	ACTUAL	ACTUAL	BUDGET	BUDGET	DEPT REQ	DEPT REQ	GOV REC	GOV REC
Budget Object Class	DOLLAR	FTE	DOLLAR	FTE	DOLLAR	FTE	DOLLAR	FTE
<b>UNEMPLOYMENT BENEFITS</b>								
<b>CORE</b>								
PROGRAM DISTRIBUTIONS	1,408,555	0.00	3,603,744	0.00	3,304,068	0.00	3,304,068	0.00
<b>TOTAL - PD</b>	<b>1,408,555</b>	<b>0.00</b>	<b>3,603,744</b>	<b>0.00</b>	<b>3,304,068</b>	<b>0.00</b>	<b>3,304,068</b>	<b>0.00</b>
<b>GRAND TOTAL</b>	<b>\$1,408,555</b>	<b>0.00</b>	<b>\$3,603,744</b>	<b>0.00</b>	<b>\$3,304,068</b>	<b>0.00</b>	<b>\$3,304,068</b>	<b>0.00</b>
GENERAL REVENUE	\$632,932	0.00	\$1,635,210	0.00	\$1,535,534	0.00	\$1,535,534	0.00
FEDERAL FUNDS	\$380,550	0.00	\$659,619	0.00	\$659,619	0.00	\$659,619	0.00
OTHER FUNDS	\$395,073	0.00	\$1,308,915	0.00	\$1,108,915	0.00	\$1,108,915	0.00



**CORE DECISION ITEM**

<b>Department</b>	Office of Administration	<b>Budget Unit</b>	32218
<b>Division</b>	Employee Benefits		
<b>Core</b>	Highway Patrol - Unemployment Benefits	<b>HB Section</b>	5.485

**1. CORE FINANCIAL SUMMARY**

	FY 2020 Budget Request						FY 2020 Governor's Recommendation				
	GR	Federal	Other	Total	E		GR	Federal	Other	Total	E
PS	0	0	0	0		PS	0	0	0	0	
EE	0	0	0	0		EE	0	0	0	0	
PSD	0	0	100,000	100,000		PSD	0	0	100,000	100,000	
TRF	0	0	0	0		TRF	0	0	0	0	
<b>Total</b>	<b>0</b>	<b>0</b>	<b>100,000</b>	<b>100,000</b>		<b>Total</b>	<b>0</b>	<b>0</b>	<b>100,000</b>	<b>100,000</b>	
<b>FTE</b>	<b>0.00</b>	<b>0.00</b>	<b>0.00</b>	<b>0.00</b>		<b>FTE</b>	<b>0.00</b>	<b>0.00</b>	<b>0.00</b>	<b>0.00</b>	

<b>Est. Fringe</b>	0	0	0	0
--------------------	---	---	---	---

*Note: Fringes budgeted in House Bill 5 except for certain fringes budgeted directly to MoDOT, Highway Patrol, and Conservation.*

<b>Est. Fringe</b>	0	0	0	0
--------------------	---	---	---	---

*Note: Fringes budgeted in House Bill 5 except for certain fringes budgeted directly to MoDOT, Highway Patrol, and Conservation.*

Other Funds: State Highways and Transportation Fund (0644)

Other Funds: State Highways and Transportation Fund (0644)

**2. CORE DESCRIPTION**

Core funding for the State's payment of unemployment benefits for former employees of the Highway Patrol.

**3. PROGRAM LISTING (list programs included in this core funding)**

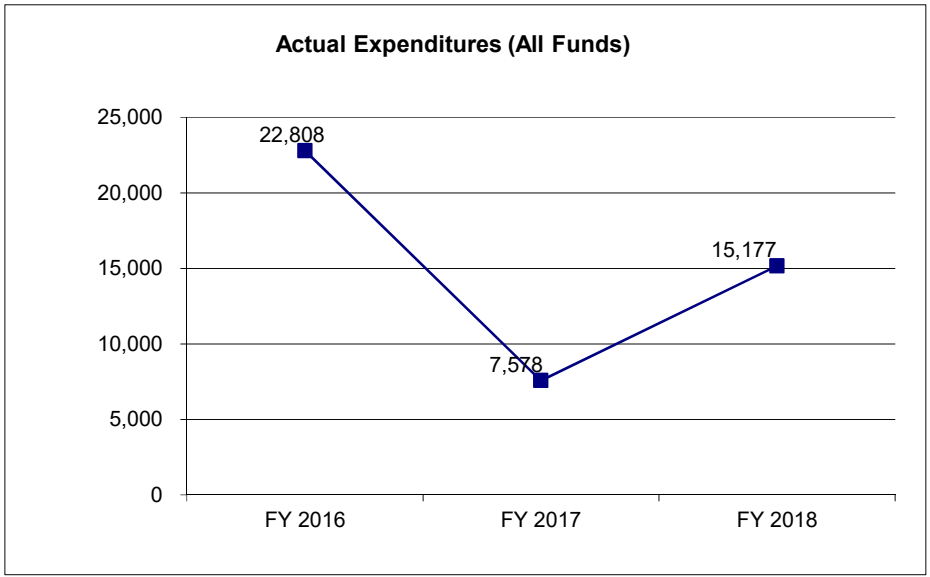
N/A

**CORE DECISION ITEM**

<b>Department</b>	Office of Administration	<b>Budget Unit</b>	32218
<b>Division</b>	Employee Benefits		
<b>Core</b>	Highway Patrol - Unemployment Benefits	<b>HB Section</b>	5.485

**4. FINANCIAL HISTORY**

	<b>FY 2016 Actual</b>	<b>FY 2017 Actual</b>	<b>FY 2018 Actual</b>	<b>FY 2019 Current Yr.</b>
Appropriation (All Funds)	169,942	144,942	144,942	144,942
Less Reverted (All Funds)	0	0	0	0
Less Restricted (All Funds)*	0	0	0	N/A
Budget Authority (All Funds)	169,942	144,942	144,942	N/A
Actual Expenditures (All Funds)	22,808	7,578	15,177	N/A
Unexpended (All Funds)	147,134	137,364	129,765	N/A
Unexpended, by Fund:				
General Revenue	0	0	0	N/A
Federal	0	0	0	N/A
Other	147,134	137,364	129,765	N/A



Reverted includes the statutory three-percent reserve amount (when applicable).

Restricted includes any Governor's Expenditure Restrictions which remained at the end of the fiscal year (when applicable).

**NOTES:**

(1) In FY18 the "E" was removed.

**CORE RECONCILIATION DETAIL**

STATE  
HWY PATROL UNEMPLOYMENT

**5. CORE RECONCILIATION DETAIL**

	Budget Class	FTE	GR	Federal	Other	Total	Explanation
<b>TAFP AFTER VETOES</b>							
	PD	0.00	0	0	144,942	144,942	
	<b>Total</b>	<b>0.00</b>	<b>0</b>	<b>0</b>	<b>144,942</b>	<b>144,942</b>	
<b>DEPARTMENT CORE ADJUSTMENTS</b>							
Core Reduction	1111 6365 PD	0.00	0	0	(44,942)	(44,942)	to better reflect actual payments
	<b>NET DEPARTMENT CHANGES</b>	<b>0.00</b>	<b>0</b>	<b>0</b>	<b>(44,942)</b>	<b>(44,942)</b>	
<b>DEPARTMENT CORE REQUEST</b>							
	PD	0.00	0	0	100,000	100,000	
	<b>Total</b>	<b>0.00</b>	<b>0</b>	<b>0</b>	<b>100,000</b>	<b>100,000</b>	
<b>GOVERNOR'S RECOMMENDED CORE</b>							
	PD	0.00	0	0	100,000	100,000	
	<b>Total</b>	<b>0.00</b>	<b>0</b>	<b>0</b>	<b>100,000</b>	<b>100,000</b>	

**BENEFITS REPORT 9 FY 20 GOVERNOR REC**

**DECISION ITEM SUMMARY**

Budget Unit								
Decision Item	FY 2018	FY 2018	FY 2019	FY 2019	FY 2020	FY 2020	FY 2020	FY 2020
Budget Object Summary	ACTUAL	ACTUAL	BUDGET	BUDGET	DEPT REQ	DEPT REQ	GOV REC	GOV REC
Fund	DOLLAR	FTE	DOLLAR	FTE	DOLLAR	FTE	DOLLAR	FTE
<b>HWY PATROL UNEMPLOYMENT</b>								
<b>CORE</b>								
PROGRAM-SPECIFIC								
STATE HWYS AND TRANS DEPT	15,176	0.00	144,942	0.00	100,000	0.00	100,000	0.00
TOTAL - PD	15,176	0.00	144,942	0.00	100,000	0.00	100,000	0.00
<b>TOTAL</b>	<b>15,176</b>	<b>0.00</b>	<b>144,942</b>	<b>0.00</b>	<b>100,000</b>	<b>0.00</b>	<b>100,000</b>	<b>0.00</b>
<b>GRAND TOTAL</b>	<b>\$15,176</b>	<b>0.00</b>	<b>\$144,942</b>	<b>0.00</b>	<b>\$100,000</b>	<b>0.00</b>	<b>\$100,000</b>	<b>0.00</b>

**BENEFITS REPORT 10 FY 20 GOVERNOR REC**

**DECISION ITEM DETAIL**

Budget Unit	FY 2018	FY 2018	FY 2019	FY 2019	FY 2020	FY 2020	FY 2020	FY 2020
Decision Item	ACTUAL	ACTUAL	BUDGET	BUDGET	DEPT REQ	DEPT REQ	GOV REC	GOV REC
Budget Object Class	DOLLAR	FTE	DOLLAR	FTE	DOLLAR	FTE	DOLLAR	FTE
<b>HWY PATROL UNEMPLOYMENT</b>								
<b>CORE</b>								
PROGRAM DISTRIBUTIONS	15,176	0.00	144,942	0.00	100,000	0.00	100,000	0.00
<b>TOTAL - PD</b>	<b>15,176</b>	<b>0.00</b>	<b>144,942</b>	<b>0.00</b>	<b>100,000</b>	<b>0.00</b>	<b>100,000</b>	<b>0.00</b>
<b>GRAND TOTAL</b>	<b>\$15,176</b>	<b>0.00</b>	<b>\$144,942</b>	<b>0.00</b>	<b>\$100,000</b>	<b>0.00</b>	<b>\$100,000</b>	<b>0.00</b>
GENERAL REVENUE	\$0	0.00	\$0	0.00	\$0	0.00	\$0	0.00
FEDERAL FUNDS	\$0	0.00	\$0	0.00	\$0	0.00	\$0	0.00
OTHER FUNDS	\$15,176	0.00	\$144,942	0.00	\$100,000	0.00	\$100,000	0.00



**CORE DECISION ITEM**

<b>Department - Office of Administration</b>	<b>Budget Unit</b>	32215
<b>Division - Employee Benefits</b>		
<b>Core - Missouri Consolidated Health Care Plan Transfer</b>	<b>HB Section</b>	5.490

**1. CORE FINANCIAL SUMMARY**

	FY 2020 Budget Request					E	FY 2020 Governor's Recommendation					E
	GR	Federal	Other	Total			GR	Federal	Other	Total		
PS	0	0	0	0	0		PS	0	0	0	0	
EE	0	0	0	0	0		EE	0	0	0	0	
PSD	0	0	0	0	0		PSD	0	0	0	0	
TRF	285,994,819	112,260,773	67,850,415	466,106,007			TRF	285,994,819	112,260,773	67,773,605	466,029,197	
<b>Total</b>	<b>285,994,819</b>	<b>112,260,773</b>	<b>67,850,415</b>	<b>466,106,007</b>			<b>Total</b>	<b>285,994,819</b>	<b>112,260,773</b>	<b>67,773,605</b>	<b>466,029,197</b>	
<b>FTE</b>	<b>0.00</b>	<b>0.00</b>	<b>0.00</b>	<b>0.00</b>			<b>FTE</b>	<b>0.00</b>	<b>0.00</b>	<b>0.00</b>	<b>0.00</b>	

<b>Est. Fringe</b>	0	0	0	0
--------------------	---	---	---	---

*Note: Fringes budgeted in House Bill 5 except for certain fringes budgeted directly to MoDOT, Highway Patrol, and Conservation.*

<b>Est. Fringe</b>	0	0	0	0
--------------------	---	---	---	---

*Note: Fringes budgeted in House Bill 5 except for certain fringes budgeted directly to MoDOT, Highway Patrol, and Conservation.*

Other Funds: Various

Other Funds: Various

**2. CORE DESCRIPTION**

The transfer core is established for funding to allow Missouri Consolidated Health Care Plan (MCHCP) to provide self-insured medical plan options for state employees, retirees and their dependents. The core request, based upon the actuarially-projected medical, pharmacy and MCHCP costs for FY 2020, is not sufficient to provide for medical and pharmacy trend inherent in annual health care costs. Therefore, MCHCP is requesting cost-to-continue funding in addition to the core request. Without full funding of MCHCP's core and cost-to-continue requests, increases to member premiums beyond expected levels, changes to benefit design, and/or changes to MCHCP subsidization are likely to occur for Plan Year 2020 (January - December 2020). Actual claims results may differ from actuarial projections. CY2019 self-insured medical plan options include the PPO 1250 Plan, the PPO 750 Plan and the Health Savings Account (HSA) Plan. Active employees selecting the HSA Plan receive an annual HSA contribution of \$300 for individual coverage and \$600 for family coverage. MCHCP also offers a fully insured Medicare Advantage Plan for Medicare-primary members. All medical plans include a prescription drug benefit. MCHCP also offers a self-insured Medicare Prescription Drug Plan for Medicare-primary members. In addition to the medical plan options included in this request, MCHCP offers an Employee Assistance Program (EAP) to active state employees and members of their household. The budget request noted above, does not include a funding request for Other Post-Employment Benefits (OPEB).

State Contribution/Premium Assumptions: Significant assumptions in the calculation of the actuarially-projected costs include: 1) Actual premium equivalents for the first half FY2020 costs; and 2) Medical trend rates (active employee and non-Medicare retiree medical at 6.5%, Medicare retiree medical at 0%, and all pharmacy at 13.0%) for the second half FY2020 costs.

Continued on next page

## 2. CORE DESCRIPTION, continued

Additional assumptions include:

1) Enrollment as of 7/1/2018 (total subscribers of 52,974 and total lives of 95,658 members).

2) No change in medical plan options in CY2020 from options available in CY2019. For CY2019, MCHCP is replacing the PPO 300 and PPO 600 plans with a PPO 750 and PPO 1250 plans for non-Medicare members. Additionally, Medicare members will be enrolled in a hybrid fully-insured Medicare Advantage plan for CY 2019. For purposes of preparing the CY2020 budget, MCHCP made the following enrollment assumptions:

- For the CY2018 PPO 600 Plans, assumed 60 percent of non-Medicare members would enroll in the PPO 1250 and 40 percent of non-Medicare members would enroll in the PPO 750.
- For the CY2018 PPO 300 Plans, assumed 100 percent of non-Medicare members would enroll in the PPO 750.
- HSA plan membership would remain unchanged.
- All Medicare members will be enrolled in the Medicare Advantage Plan.

3) MCHCP subsidies for active employees differ by plan. The subsidies noted below are for the PPO 1250 plan and vary by coverage tier.

Employee only - 93.5 percent

Employee and five or more children - 92.2 percent

Employee and spouse - 84.3 percent

Employee, spouse and one child - 84.8 percent

Employee and one child - 92.0 percent

Employee, spouse and two children - 85.6 percent

Employee and two children - 91.9 percent

Employee, spouse and three children - 86.2 percent

Employee and three children - 91.8 percent

Employee, spouse and four children - 86.7 percent

Employee and four children - 91.8 percent

Employee, spouse and five or more children - 87.6 percent

4) Strive for Wellness incentive participation levels are based on projections.

5) For Medicare members, MCHCP's subsidy percentage for retirees is 2.5 percent of the base plan premium for each year of service capped at 65 percent. The base plan is the Medicare Advantage Plan. For families with Medicare and non-Medicare family members, the base plan is the Medicare Advantage Plan combined with PPO 1250.

The self-insured program costs are determined through an actuarial analysis of the enrolled population to ascertain required claims needs. Administrative

## 3. PROGRAM LISTING (list programs included in this core funding)

Medical plan options for active employees, retirees, and their dependents and an Employee Assistance program for active employees and members of their households. MCHCP additionally offers dental and vision coverage but this coverage is paid 100% by the member with no MCHCP subsidy.



**CORE RECONCILIATION DETAIL**

STATE  
MCHCP-TRANSFER

**5. CORE RECONCILIATION DETAIL**

	Budget Class	FTE	GR	Federal	Other	Total	Explanation
<b>TAFP AFTER VETOES</b>							
	TRF	0.00	285,856,087	112,260,773	67,850,415	465,967,275	
	<b>Total</b>	<b>0.00</b>	<b>285,856,087</b>	<b>112,260,773</b>	<b>67,850,415</b>	<b>465,967,275</b>	
<b>DEPARTMENT CORE ADJUSTMENTS</b>							
Transfer In	1978 T302 TRF	0.00	138,732	0	0	138,732	Healthcare fringe transfer in from FMDC for Accounting consolidation
	<b>NET DEPARTMENT CHANGES</b>	<b>0.00</b>	<b>138,732</b>	<b>0</b>	<b>0</b>	<b>138,732</b>	
<b>DEPARTMENT CORE REQUEST</b>							
	TRF	0.00	285,994,819	112,260,773	67,850,415	466,106,007	
	<b>Total</b>	<b>0.00</b>	<b>285,994,819</b>	<b>112,260,773</b>	<b>67,850,415</b>	<b>466,106,007</b>	
<b>GOVERNOR'S ADDITIONAL CORE ADJUSTMENTS</b>							
Core Reduction	2237 T304 TRF	0.00	0	0	(76,810)	(76,810)	ECDEC Fund Swap - MCHCP TRF
	<b>NET GOVERNOR CHANGES</b>	<b>0.00</b>	<b>0</b>	<b>0</b>	<b>(76,810)</b>	<b>(76,810)</b>	
<b>GOVERNOR'S RECOMMENDED CORE</b>							
	TRF	0.00	285,994,819	112,260,773	67,773,605	466,029,197	
	<b>Total</b>	<b>0.00</b>	<b>285,994,819</b>	<b>112,260,773</b>	<b>67,773,605</b>	<b>466,029,197</b>	

**BENEFITS REPORT 9 FY 20 GOVERNOR REC**

**DECISION ITEM SUMMARY**

<b>Budget Unit</b>								
<b>Decision Item</b>	<b>FY 2018</b>	<b>FY 2018</b>	<b>FY 2019</b>	<b>FY 2019</b>	<b>FY 2020</b>	<b>FY 2020</b>	<b>FY 2020</b>	<b>FY 2020</b>
<b>Budget Object Summary</b>	<b>ACTUAL</b>	<b>ACTUAL</b>	<b>BUDGET</b>	<b>BUDGET</b>	<b>DEPT REQ</b>	<b>DEPT REQ</b>	<b>GOV REC</b>	<b>GOV REC</b>
<b>Fund</b>	<b>DOLLAR</b>	<b>FTE</b>	<b>DOLLAR</b>	<b>FTE</b>	<b>DOLLAR</b>	<b>FTE</b>	<b>DOLLAR</b>	<b>FTE</b>
<b>MCHCP-TRANSFER</b>								
<b>CORE</b>								
<b>FUND TRANSFERS</b>								
GENERAL REVENUE	248,181,261	0.00	285,856,087	0.00	285,994,819	0.00	285,994,819	0.00
VOCATIONAL REHABILITATION	6,375,942	0.00	7,543,240	0.00	7,543,240	0.00	7,543,240	0.00
DEPT ELEM-SEC EDUCATION	1,596,645	0.00	1,863,225	0.00	1,863,225	0.00	1,863,225	0.00
STATE AUDITOR	137,089	0.00	154,905	0.00	154,905	0.00	154,905	0.00
DEPT HIGHER EDUCATION	1,230	0.00	136,749	0.00	136,749	0.00	136,749	0.00
HUMAN RIGHTS COMMISSION - FED	148,813	0.00	208,990	0.00	208,990	0.00	208,990	0.00
DEPT OF LABOR RELATIONS ADMIN	856,152	0.00	1,232,709	0.00	1,232,709	0.00	1,232,709	0.00
DED-ED PRO-CDBG-ADMINISTRATION	99,074	0.00	160,747	0.00	160,747	0.00	160,747	0.00
MULTIMODAL OPERATIONS FEDERAL	0	0.00	5,844	0.00	5,844	0.00	5,844	0.00
DED-ED PROGRAMS-FEDERAL OTHER	0	0.00	100	0.00	100	0.00	100	0.00
DEPARTMENT OF CORRECTIONS	380,106	0.00	452,474	0.00	452,474	0.00	452,474	0.00
DEPT OF REVENUE	26,617	0.00	36,219	0.00	36,219	0.00	36,219	0.00
AGRICULTURE-FEDERAL AND OTHER	357,641	0.00	412,557	0.00	412,557	0.00	412,557	0.00
OA-FEDERAL AND OTHER	21,016	0.00	23,110	0.00	23,110	0.00	23,110	0.00
ATTORNEY GENERAL	522,364	0.00	628,380	0.00	628,380	0.00	628,380	0.00
JUDICIARY - FEDERAL	502,632	0.00	812,267	0.00	812,267	0.00	812,267	0.00
DED COUNCIL ARTS FEDERAL OTHER	55,142	0.00	68,324	0.00	68,324	0.00	68,324	0.00
DEPT NATURAL RESOURCES	2,892,077	0.00	3,981,693	0.00	3,981,693	0.00	3,981,693	0.00
DHSS-FEDERAL AND OTHER FUNDS	10,224,825	0.00	11,480,781	0.00	11,480,781	0.00	11,480,781	0.00
STATE EMERGENCY MANAGEMENT	301,466	0.00	429,494	0.00	429,494	0.00	429,494	0.00
DEPT MENTAL HEALTH	16,724,352	0.00	19,783,395	0.00	19,783,395	0.00	19,783,395	0.00
DEPT OF TRANSPORT HWY SAFETY	0	0.00	16,194	0.00	16,194	0.00	16,194	0.00
NAT ENDOW HUM SV AMER TREAS GR	0	0.00	1,771	0.00	1,771	0.00	1,771	0.00
DEPT PUBLIC SAFETY	48,768	0.00	127,362	0.00	127,362	0.00	127,362	0.00
DIV JOB DEVELOPMENT & TRAINING	3,000,041	0.00	3,519,143	0.00	3,519,143	0.00	3,519,143	0.00
ELECTION ADMIN IMPROVEMENT	18,640	0.00	59,771	0.00	59,771	0.00	59,771	0.00
OA INFORMATION TECH FED& OTHER	2,093,098	0.00	2,560,439	0.00	2,560,439	0.00	2,560,439	0.00
DIV OF LABOR STANDARDS FEDERAL	165,092	0.00	185,866	0.00	185,866	0.00	185,866	0.00
ASSISTIVE TECHNOLOGY FEDERAL	35,758	0.00	41,340	0.00	41,340	0.00	41,340	0.00
ADJUTANT GENERAL-FEDERAL	1,881,108	0.00	2,404,584	0.00	2,404,584	0.00	2,404,584	0.00
DPS-FED-HOMELAND SECURITY	78,373	0.00	205,807	0.00	205,807	0.00	205,807	0.00
SEC OF STATE-FEDERAL FUNDS	48,528	0.00	131,160	0.00	131,160	0.00	131,160	0.00
COMMUNITY SERV COMM-FED/OTHER	35,367	0.00	52,764	0.00	52,764	0.00	52,764	0.00

1/17/19 11:03

im\_disummary

**BENEFITS REPORT 9 FY 20 GOVERNOR REC**

**DECISION ITEM SUMMARY**

<b>Budget Unit</b>								
<b>Decision Item</b>	<b>FY 2018</b>	<b>FY 2018</b>	<b>FY 2019</b>	<b>FY 2019</b>	<b>FY 2020</b>	<b>FY 2020</b>	<b>FY 2020</b>	<b>FY 2020</b>
<b>Budget Object Summary</b>	<b>ACTUAL</b>	<b>ACTUAL</b>	<b>BUDGET</b>	<b>BUDGET</b>	<b>DEPT REQ</b>	<b>DEPT REQ</b>	<b>GOV REC</b>	<b>GOV REC</b>
<b>Fund</b>	<b>DOLLAR</b>	<b>FTE</b>	<b>DOLLAR</b>	<b>FTE</b>	<b>DOLLAR</b>	<b>FTE</b>	<b>DOLLAR</b>	<b>FTE</b>
<b>MCHCP-TRANSFER</b>								
<b>CORE</b>								
<b>FUND TRANSFERS</b>								
TEMP ASSIST NEEDY FAM FEDERAL	6,072,908	0.00	6,908,892	0.00	6,908,892	0.00	6,908,892	0.00
DEPT OF SOC SERV FEDERAL & OTH	34,893,556	0.00	40,609,211	0.00	40,609,211	0.00	40,609,211	0.00
MISSOURI DISASTER	52,000	0.00	101,967	0.00	101,967	0.00	101,967	0.00
JUSTICE ASSISTANCE GRANT PROGR	42,493	0.00	60,189	0.00	60,189	0.00	60,189	0.00
ENERGY FEDERAL	169,582	0.00	268,956	0.00	268,956	0.00	268,956	0.00
UNEMPLOYMENT COMP ADMIN	4,028,764	0.00	5,590,154	0.00	5,590,154	0.00	5,590,154	0.00
PHARMACY REBATES	0	0.00	11,457	0.00	11,457	0.00	11,457	0.00
THIRD PARTY LIABILITY COLLECT	290,089	0.00	320,075	0.00	320,075	0.00	320,075	0.00
FEDERAL REIMBURSEMENT ALLOWANCE	22,326	0.00	24,780	0.00	24,780	0.00	24,780	0.00
PHARMACY REIMBURSEMENT ALLOWAN	5,672	0.00	5,549	0.00	7,549	0.00	7,549	0.00
STATE TREASURER'S GEN OPERATIO	303,479	0.00	332,856	0.00	332,856	0.00	332,856	0.00
CHILD SUPPORT ENFORCEMENT FUND	836,867	0.00	1,067,210	0.00	967,210	0.00	967,210	0.00
COMPULSIVE GAMBLER	1,449	0.00	2,734	0.00	2,734	0.00	2,734	0.00
ELEVATOR SAFETY	78,485	0.00	83,631	0.00	83,631	0.00	83,631	0.00
MO ARTS COUNCIL TRUST	64,583	0.00	64,959	0.00	64,959	0.00	64,959	0.00
COMM FOR DEAF-CERT OF INTERPRE	176	0.00	3,250	0.00	3,250	0.00	3,250	0.00
SEC OF ST TECHNOLOGY TRUST	37,053	0.00	62,432	0.00	62,432	0.00	62,432	0.00
MO AIR EMISSION REDUCTION	206,534	0.00	249,910	0.00	249,910	0.00	249,910	0.00
VW ENV TRUST FUND	0	0.00	2,763	0.00	2,763	0.00	2,763	0.00
MO NAT'L GUARD TRAINING SITE	0	0.00	9,223	0.00	9,223	0.00	9,223	0.00
STATEWIDE COURT AUTOMATION	249,407	0.00	306,959	0.00	306,959	0.00	306,959	0.00
NURSING FAC QUALITY OF CARE	158,443	0.00	228,174	0.00	228,174	0.00	228,174	0.00
DIVISION OF TOURISM SUPPL REV	303,973	0.00	389,841	0.00	389,841	0.00	389,841	0.00
HEALTH INITIATIVES	719,303	0.00	806,221	0.00	806,221	0.00	806,221	0.00
HEALTH ACCESS INCENTIVE	10,613	0.00	14,886	0.00	14,886	0.00	14,886	0.00
GAMING COMMISSION FUND	1,048,607	0.00	1,169,787	0.00	1,169,787	0.00	1,169,787	0.00
MENTAL HEALTH EARNINGS FUND	309,468	0.00	446,320	0.00	376,320	0.00	376,320	0.00
ANIMAL HEALTH LABORATORY FEES	3,930	0.00	11,683	0.00	9,683	0.00	9,683	0.00
MAMMOGRAPHY	15,479	0.00	17,669	0.00	17,669	0.00	17,669	0.00
ANIMAL CARE RESERVE	67,669	0.00	150,316	0.00	150,316	0.00	150,316	0.00
MO PUBLIC HEALTH SERVICES	395,803	0.00	453,052	0.00	453,052	0.00	453,052	0.00
LIVESTOCK BRANDS	0	0.00	36	0.00	36	0.00	36	0.00
VETERANS' COMMISSION CI TRUST	876,581	0.00	935,969	0.00	935,969	0.00	935,969	0.00

1/17/19 11:03

im\_disummary

**BENEFITS REPORT 9 FY 20 GOVERNOR REC**

**DECISION ITEM SUMMARY**

<b>Budget Unit</b>								
<b>Decision Item</b>	<b>FY 2018</b>	<b>FY 2018</b>	<b>FY 2019</b>	<b>FY 2019</b>	<b>FY 2020</b>	<b>FY 2020</b>	<b>FY 2020</b>	<b>FY 2020</b>
<b>Budget Object Summary</b>	<b>ACTUAL</b>	<b>ACTUAL</b>	<b>BUDGET</b>	<b>BUDGET</b>	<b>DEPT REQ</b>	<b>DEPT REQ</b>	<b>GOV REC</b>	<b>GOV REC</b>
<b>Fund</b>	<b>DOLLAR</b>	<b>FTE</b>	<b>DOLLAR</b>	<b>FTE</b>	<b>DOLLAR</b>	<b>FTE</b>	<b>DOLLAR</b>	<b>FTE</b>
<b>MCHCP-TRANSFER</b>								
<b>CORE</b>								
<b>FUND TRANSFERS</b>								
STATE ROAD	202,545	0.00	247,159	0.00	247,159	0.00	247,159	0.00
MISSOURI STATE WATER PATROL	4,644	0.00	6,513	0.00	6,513	0.00	6,513	0.00
CANTEEN FUND	0	0.00	187,000	0.00	187,000	0.00	187,000	0.00
COMMODITY COUNCIL MERCHANISING	9,080	0.00	14,363	0.00	14,363	0.00	14,363	0.00
FEDERAL SURPLUS PROPERTY	184,221	0.00	205,887	0.00	205,887	0.00	205,887	0.00
SP ANIMAL FAC LOAN PROGRAM	18,898	0.00	34,099	0.00	27,599	0.00	27,599	0.00
STATE FAIR FEE	100,459	0.00	150,167	0.00	150,167	0.00	150,167	0.00
STATE PARKS EARNINGS	227,803	0.00	320,409	0.00	320,409	0.00	320,409	0.00
DHE OUT-OF-STATE PROGRM FUND	5,153	0.00	9,756	0.00	9,756	0.00	9,756	0.00
GROUND EMERG MEDICAL TRANSPRT	0	0.00	10,464	0.00	10,464	0.00	10,464	0.00
NATURAL RESOURCES REVOLVING SE	9,625	0.00	17,543	0.00	17,543	0.00	17,543	0.00
HISTORIC PRESERVATION REVOLV	36,644	0.00	47,868	0.00	47,868	0.00	47,868	0.00
MO VETERANS HOMES	12,917,823	0.00	14,792,328	0.00	14,292,328	0.00	14,292,328	0.00
DNR COST ALLOCATION	1,283,816	0.00	1,381,289	0.00	1,381,289	0.00	1,381,289	0.00
STATE FACILITY MAINT & OPERAT	4,705,978	0.00	5,588,988	0.00	5,588,988	0.00	5,588,988	0.00
DIFP ADMINISTRATIVE	27,446	0.00	32,524	0.00	32,524	0.00	32,524	0.00
OA REVOLVING ADMINISTRATIVE TR	771,800	0.00	783,390	0.00	783,390	0.00	783,390	0.00
WORKING CAPITAL REVOLVING	1,591,826	0.00	1,840,479	0.00	1,840,479	0.00	1,840,479	0.00
CENTRAL CHECK MAIL SERV REVOLV	4,610	0.00	9,285	0.00	9,285	0.00	9,285	0.00
INMATE	28,424	0.00	133,103	0.00	133,103	0.00	133,103	0.00
OIL AND GAS RESOURCES FUND	0	0.00	1,435	0.00	1,435	0.00	1,435	0.00
DIV ALCOHOL & TOBACCO CTRL	289,324	0.00	231,452	0.00	301,452	0.00	301,452	0.00
DOSS ADMINISTRATIVE TRUST	0	0.00	105	0.00	105	0.00	105	0.00
STATUTORY REVISION	0	0.00	10,087	0.00	10,087	0.00	10,087	0.00
DED ADMINISTRATIVE	136,384	0.00	182,195	0.00	182,195	0.00	182,195	0.00
DIVISION OF CREDIT UNIONS	166,042	0.00	173,347	0.00	173,347	0.00	173,347	0.00
DIVISION OF FINANCE	1,198,711	0.00	1,358,720	0.00	1,358,720	0.00	1,358,720	0.00
INSURANCE EXAMINERS FUND	519,030	0.00	546,372	0.00	546,372	0.00	546,372	0.00
NATURAL RESOURCES PROTECTION	45,617	0.00	77,953	0.00	77,953	0.00	77,953	0.00
DEAF RELAY SER & EQ DIST PRGM	40,426	0.00	51,533	0.00	51,533	0.00	51,533	0.00
PROF & PRACT NURSING LOANS	8,033	0.00	16,828	0.00	11,828	0.00	11,828	0.00
INSURANCE DEDICATED FUND	1,560,225	0.00	1,868,110	0.00	1,868,110	0.00	1,868,110	0.00
NRP-WATER POLLUTION PERMIT FEE	952,135	0.00	987,798	0.00	987,798	0.00	987,798	0.00

1/17/19 11:03

im\_disummary

**BENEFITS REPORT 9 FY 20 GOVERNOR REC**

**DECISION ITEM SUMMARY**

<b>Budget Unit</b>								
<b>Decision Item</b>	<b>FY 2018</b>	<b>FY 2018</b>	<b>FY 2019</b>	<b>FY 2019</b>	<b>FY 2020</b>	<b>FY 2020</b>	<b>FY 2020</b>	<b>FY 2020</b>
<b>Budget Object Summary</b>	<b>ACTUAL</b>	<b>ACTUAL</b>	<b>BUDGET</b>	<b>BUDGET</b>	<b>DEPT REQ</b>	<b>DEPT REQ</b>	<b>GOV REC</b>	<b>GOV REC</b>
<b>Fund</b>	<b>DOLLAR</b>	<b>FTE</b>	<b>DOLLAR</b>	<b>FTE</b>	<b>DOLLAR</b>	<b>FTE</b>	<b>DOLLAR</b>	<b>FTE</b>
<b>MCHCP-TRANSFER</b>								
<b>CORE</b>								
<b>FUND TRANSFERS</b>								
SOLID WASTE MGMT-SCRAP TIRE	82,726	0.00	113,628	0.00	113,628	0.00	113,628	0.00
SOLID WASTE MANAGEMENT	405,748	0.00	494,182	0.00	494,182	0.00	494,182	0.00
AQUACULTURE MKTING DEVELOPMENT	0	0.00	1,366	0.00	1,366	0.00	1,366	0.00
METALLIC MINERALS WASTE MGMT	5,627	0.00	10,518	0.00	10,518	0.00	10,518	0.00
LOCAL RECORDS PRESERVATION	115,979	0.00	185,024	0.00	185,024	0.00	185,024	0.00
LIVESTOCK SALES & MARKETS FEES	0	0.00	63	0.00	63	0.00	63	0.00
MANUFACTURED HOUSING FUND	74,193	0.00	82,015	0.00	82,015	0.00	82,015	0.00
NRP-AIR POLLUTION ASBESTOS FEE	68,581	0.00	40,620	0.00	75,620	0.00	75,620	0.00
PETROLEUM STORAGE TANK INS	199,789	0.00	265,742	0.00	265,742	0.00	265,742	0.00
UNDERGROUND STOR TANK REG PROG	16,356	0.00	26,973	0.00	26,973	0.00	26,973	0.00
CHEMICAL EMERGENCY PREPAREDNES	26,484	0.00	38,968	0.00	38,968	0.00	38,968	0.00
MOTOR VEHICLE COMMISSION	150,947	0.00	187,545	0.00	187,545	0.00	187,545	0.00
SERVICES TO VICTIMS	7,221	0.00	16,127	0.00	16,127	0.00	16,127	0.00
NRP-AIR POLLUTION PERMIT FEE	737,267	0.00	862,745	0.00	862,745	0.00	862,745	0.00
MISSOURI ONE START JOB DEVELOPMENT	48,242	0.00	74,339	0.00	74,339	0.00	74,339	0.00
PUBLIC SERVICE COMMISSION	2,052,745	0.00	2,317,391	0.00	2,317,391	0.00	2,317,391	0.00
CONSERVATION COMMISSION	167,704	0.00	199,128	0.00	199,128	0.00	199,128	0.00
PARKS SALES TAX	4,436,099	0.00	5,176,026	0.00	5,176,026	0.00	5,176,026	0.00
SOIL AND WATER SALES TAX	213,129	0.00	267,407	0.00	267,407	0.00	267,407	0.00
DOSS EDUCATIONAL IMPROVEMENT	876,926	0.00	924,762	0.00	924,762	0.00	924,762	0.00
LIVESTOCK DEALER LAW ENF & ADM	0	0.00	100	0.00	100	0.00	100	0.00
HEALTHY FAMILIES TRUST	6,646	0.00	19,395	0.00	19,395	0.00	19,395	0.00
BOARD OF ACCOUNTANCY	73,337	0.00	75,271	0.00	75,271	0.00	75,271	0.00
MERCHANDISE PRACTICES	369,906	0.00	416,056	0.00	416,056	0.00	416,056	0.00
BOARD OF REG FOR HEALING ARTS	413,885	0.00	432,197	0.00	432,197	0.00	432,197	0.00
BOARD OF NURSING	272,446	0.00	309,162	0.00	309,162	0.00	309,162	0.00
BOARD OF PHARMACY	173,630	0.00	186,717	0.00	186,717	0.00	186,717	0.00
MO REAL ESTATE COMMISSION	212,017	0.00	239,170	0.00	239,170	0.00	239,170	0.00
STATE HWYS AND TRANS DEPT	2,392,371	0.00	2,774,146	0.00	2,774,146	0.00	2,774,146	0.00
MILK INSPECTION FEES	58,753	0.00	72,951	0.00	72,951	0.00	72,951	0.00
DEPT HEALTH & SR SV DOCUMENT	449	0.00	15,431	0.00	15,431	0.00	15,431	0.00
GRAIN INSPECTION FEES	393,502	0.00	447,707	0.00	447,707	0.00	447,707	0.00
PETITION AUDIT REVOLVING TRUST	50,596	0.00	52,138	0.00	52,138	0.00	52,138	0.00

1/17/19 11:03

im\_disummary

**BENEFITS REPORT 9 FY 20 GOVERNOR REC**

**DECISION ITEM SUMMARY**

Budget Unit								
Decision Item	FY 2018	FY 2018	FY 2019	FY 2019	FY 2020	FY 2020	FY 2020	FY 2020
Budget Object Summary	ACTUAL	ACTUAL	BUDGET	BUDGET	DEPT REQ	DEPT REQ	GOV REC	GOV REC
Fund	DOLLAR	FTE	DOLLAR	FTE	DOLLAR	FTE	DOLLAR	FTE
<b>MCHCP-TRANSFER</b>								
<b>CORE</b>								
FUND TRANSFERS								
WATER & WASTEWATER LOAN FUND	129,637	0.00	201,923	0.00	201,923	0.00	201,923	0.00
EXCELLENCE IN EDUCATION	118,356	0.00	129,329	0.00	129,329	0.00	129,329	0.00
WORKERS COMPENSATION	1,446,332	0.00	1,827,636	0.00	1,827,636	0.00	1,827,636	0.00
WORKERS COMP-SECOND INJURY	417,657	0.00	477,683	0.00	477,683	0.00	477,683	0.00
ENVIRONMENTAL RADIATION MONITR	16,045	0.00	24,066	0.00	24,066	0.00	24,066	0.00
LOTTERY ENTERPRISE	1,554,611	0.00	1,732,958	0.00	1,732,958	0.00	1,732,958	0.00
DEPT OF HEALTH-DONATED	7,447	0.00	18,961	0.00	18,961	0.00	18,961	0.00
RAILROAD EXPENSE	0	0.00	1,700	0.00	1,700	0.00	1,700	0.00
GROUNDWATER PROTECTION	70,354	0.00	97,615	0.00	97,615	0.00	97,615	0.00
PETROLEUM INSPECTION FUND	353,192	0.00	383,688	0.00	383,688	0.00	383,688	0.00
ANTITRUST REVOLVING	51,996	0.00	55,667	0.00	55,667	0.00	55,667	0.00
ENERGY SET-ASIDE PROGRAM	121,750	0.00	127,909	0.00	127,909	0.00	127,909	0.00
MISSOURI LAND SURVEY FUND	151,599	0.00	168,689	0.00	168,689	0.00	168,689	0.00
LEGAL DEFENSE AND DEFENDER	21,804	0.00	25,174	0.00	25,174	0.00	25,174	0.00
CRIMINAL RECORD SYSTEM	10,523	0.00	11,180	0.00	11,180	0.00	11,180	0.00
STATE TRANSPORTATION FUND	0	0.00	1,359	0.00	1,359	0.00	1,359	0.00
HAZARDOUS WASTE FUND	530,123	0.00	585,706	0.00	585,706	0.00	585,706	0.00
DENTAL BOARD FUND	78,550	0.00	90,799	0.00	90,799	0.00	90,799	0.00
BRD OF ARCH,ENG,LND SUR,LND AR	58,474	0.00	95,565	0.00	90,565	0.00	90,565	0.00
SAFE DRINKING WATER FUND	436,803	0.00	472,660	0.00	472,660	0.00	472,660	0.00
MO OFFICE OF PROSECUTION SERV	33,671	0.00	42,299	0.00	42,299	0.00	42,299	0.00
CRIME VICTIMS COMP FUND	121,020	0.00	128,011	0.00	128,011	0.00	128,011	0.00
AGRICULTURE BUSINESS DEVELOPMT	0	0.00	6,233	0.00	6,233	0.00	6,233	0.00
PROFESSIONAL REGISTRATION FEES	857,360	0.00	992,501	0.00	992,501	0.00	992,501	0.00
CHILDREN'S TRUST	44,587	0.00	51,110	0.00	51,110	0.00	51,110	0.00
OIL AND GAS REMEDIAL	0	0.00	109	0.00	109	0.00	109	0.00
PROP SCHOOL CERT FUND	45,613	0.00	52,350	0.00	52,350	0.00	52,350	0.00
BIODIESEL FUEL REVOLVING	0	0.00	104	0.00	104	0.00	104	0.00
DRUG COURT RESOURCES	44,106	0.00	49,152	0.00	49,152	0.00	49,152	0.00
MO COMM DEAF & HARD OF HEARING	0	0.00	100	0.00	100	0.00	100	0.00
BOILER & PRESSURE VESSELS SAFE	83,572	0.00	90,141	0.00	90,141	0.00	90,141	0.00
MISSOURI PET SPAY/NEUTER	0	0.00	1,799	0.00	1,799	0.00	1,799	0.00
BASIC CIVIL LEGAL SERVICES	12,932	0.00	15,923	0.00	15,923	0.00	15,923	0.00

1/17/19 11:03

im\_disummary

**BENEFITS REPORT 9 FY 20 GOVERNOR REC**

**DECISION ITEM SUMMARY**

<b>Budget Unit</b>								
<b>Decision Item</b>	<b>FY 2018</b>	<b>FY 2018</b>	<b>FY 2019</b>	<b>FY 2019</b>	<b>FY 2020</b>	<b>FY 2020</b>	<b>FY 2020</b>	<b>FY 2020</b>
<b>Budget Object Summary</b>	<b>ACTUAL</b>	<b>ACTUAL</b>	<b>BUDGET</b>	<b>BUDGET</b>	<b>DEPT REQ</b>	<b>DEPT REQ</b>	<b>GOV REC</b>	<b>GOV REC</b>
<b>Fund</b>	<b>DOLLAR</b>	<b>FTE</b>	<b>DOLLAR</b>	<b>FTE</b>	<b>DOLLAR</b>	<b>FTE</b>	<b>DOLLAR</b>	<b>FTE</b>
<b>MCHCP-TRANSFER</b>								
<b>CORE</b>								
<b>FUND TRANSFERS</b>								
STATE SUPP DOWNTOWN DEVELOPMNT	10,844	0.00	12,700	0.00	12,700	0.00	12,700	0.00
DEP OF REVENUE SPECIALTY PLATE	0	0.00	100	0.00	100	0.00	100	0.00
MISSOURI RX PLAN FUND	79,713	0.00	171,936	0.00	168,936	0.00	168,936	0.00
PUTATIVE FATHER REGISTRY	14,076	0.00	22,711	0.00	22,711	0.00	22,711	0.00
ECON DEVELOP ADVANCEMENT FUND	306,463	0.00	26,723	0.00	326,723	0.00	326,723	0.00
MISSOURI WINE AND GRAPE FUND	58,773	0.00	63,316	0.00	63,316	0.00	63,316	0.00
GEOLOGIC RESOURCES FUND	7,966	0.00	22,206	0.00	20,206	0.00	20,206	0.00
MO EXPLOSIVES SAFETY ACT ADMIN	20,318	0.00	27,531	0.00	27,531	0.00	27,531	0.00
AH COMM ED DUE PROCESS HEARING	6,390	0.00	7,930	0.00	7,930	0.00	7,930	0.00
BOLL WEEVIL SUPPRESS & ERADICAT	333	0.00	2,668	0.00	2,668	0.00	2,668	0.00
ORGAN DONOR PROGRAM	21,269	0.00	24,101	0.00	24,101	0.00	24,101	0.00
INMATE INCAR REIMB ACT REVOLV	16,413	0.00	28,605	0.00	28,605	0.00	28,605	0.00
INVESTOR EDUC & PROTECTION	54,658	0.00	109,160	0.00	79,160	0.00	79,160	0.00
MO OFFICE-PROSECUTION SERVICES	12,364	0.00	9,267	0.00	14,267	0.00	14,267	0.00
JUDICIARY EDUCATION & TRAINING	95,002	0.00	123,848	0.00	123,848	0.00	123,848	0.00
EARLY CHILDHOOD DEV EDU/CARE	74,807	0.00	73,810	0.00	76,810	0.00	0	0.00
ABANDONED FUND ACCOUNT	161,189	0.00	181,004	0.00	181,004	0.00	181,004	0.00
MODEX	16,324	0.00	11,656	0.00	18,156	0.00	18,156	0.00
GUARANTY AGENCY OPERATING	474,005	0.00	210,571	0.00	510,571	0.00	510,571	0.00
ASSISTIVE TECHNOLOGY LOAN REV	8,205	0.00	11,805	0.00	11,805	0.00	11,805	0.00
DRY-CLEANING ENVIRL RESP TRUST	277	0.00	0	0.00	2,000	0.00	2,000	0.00
CHILDHOOD LEAD TESTING	754	0.00	4,709	0.00	4,709	0.00	4,709	0.00
NATIONAL GUARD TRUST	136,779	0.00	224,302	0.00	224,302	0.00	224,302	0.00
AGRICULTURE DEVELOPMENT	11,013	0.00	12,818	0.00	12,818	0.00	12,818	0.00
MINED LAND RECLAMATION	70,986	0.00	95,156	0.00	95,156	0.00	95,156	0.00
BABLER STATE PARK	20,092	0.00	21,609	0.00	21,609	0.00	21,609	0.00
INSTITUTION GIFT TRUST	0	0.00	8,531	0.00	8,531	0.00	8,531	0.00
MENTAL HEALTH TRUST	336	0.00	14,131	0.00	14,131	0.00	14,131	0.00
ENERGY FUTURES FUND	32,264	0.00	90,622	0.00	90,622	0.00	90,622	0.00
CIG FIRE SAFE & FIREFIGHTER PR	1,687	0.00	1,700	0.00	1,700	0.00	1,700	0.00
SPECIAL EMPLOYMENT SECURITY	123,362	0.00	174,622	0.00	174,622	0.00	174,622	0.00
AVIATION TRUST FUND	0	0.00	1,981	0.00	1,981	0.00	1,981	0.00
UNEMPLOYMENT AUTOMATION	131,996	0.00	279,961	0.00	279,961	0.00	279,961	0.00

1/17/19 11:03

im\_disummary

**BENEFITS REPORT 9 FY 20 GOVERNOR REC**

**DECISION ITEM SUMMARY**

Budget Unit								
Decision Item	FY 2018	FY 2018	FY 2019	FY 2019	FY 2020	FY 2020	FY 2020	FY 2020
Budget Object Summary	ACTUAL	ACTUAL	BUDGET	BUDGET	DEPT REQ	DEPT REQ	GOV REC	GOV REC
Fund	DOLLAR	FTE	DOLLAR	FTE	DOLLAR	FTE	DOLLAR	FTE
<b>MCHCP-TRANSFER</b>								
<b>CORE</b>								
FUND TRANSFERS								
AMBULANCE SERVICE REIMB ALLOW	4,201	0.00	5,612	0.00	5,612	0.00	5,612	0.00
AGRICULTURE PROTECTION	1,095,749	0.00	1,301,863	0.00	1,301,863	0.00	1,301,863	0.00
MINE INSPECTION	9,689	0.00	11,544	0.00	11,544	0.00	11,544	0.00
RECOVERY AUDIT AND COMPLIANCE	0	0.00	1,498	0.00	1,498	0.00	1,498	0.00
LIVSTK FEED CROP LOAN PRGM	0	0.00	110	0.00	110	0.00	110	0.00
MO REVOLVING INFO TECH TRUST	1,551,755	0.00	1,637,983	0.00	1,637,983	0.00	1,637,983	0.00
TOBACCO CONTROL SPECIAL	0	0.00	8,147	0.00	8,147	0.00	8,147	0.00
MEDICAID PROVIDER ENROLLMENT	0	0.00	36,468	0.00	36,468	0.00	36,468	0.00
TOTAL - TRF	400,672,698	0.00	465,967,275	0.00	466,106,007	0.00	466,029,197	0.00
<b>TOTAL</b>	<b>400,672,698</b>	<b>0.00</b>	<b>465,967,275</b>	<b>0.00</b>	<b>466,106,007</b>	<b>0.00</b>	<b>466,029,197</b>	<b>0.00</b>
<b>ECDEC GR Pickup - 0000019</b>								
FUND TRANSFERS								
GENERAL REVENUE	0	0.00	0	0.00	0	0.00	76,810	0.00
TOTAL - TRF	0	0.00	0	0.00	0	0.00	76,810	0.00
<b>TOTAL</b>	<b>0</b>	<b>0.00</b>	<b>0</b>	<b>0.00</b>	<b>0</b>	<b>0.00</b>	<b>76,810</b>	<b>0.00</b>
<b>MCHCP CTC Contribution Trf - 1300020</b>								
FUND TRANSFERS								
GENERAL REVENUE	0	0.00	0	0.00	18,274,124	0.00	12,031,388	0.00
VOCATIONAL REHABILITATION	0	0.00	0	0.00	0	0.00	305,728	0.00
DEPT ELEM-SEC EDUCATION	0	0.00	0	0.00	0	0.00	87,800	0.00
WORK COMP LABOR STATS FED	0	0.00	0	0.00	0	0.00	928	0.00
STATE AUDITOR	0	0.00	0	0.00	0	0.00	5,102	0.00
HUMAN RIGHTS COMMISSION - FED	0	0.00	0	0.00	0	0.00	6,818	0.00
DEPT OF LABOR RELATIONS ADMIN	0	0.00	0	0.00	0	0.00	55,260	0.00
DED-ED PRO-CDBG-ADMINISTRATION	0	0.00	0	0.00	0	0.00	7,504	0.00
DEPARTMENT OF CORRECTIONS	0	0.00	0	0.00	0	0.00	19,943	0.00
DEPT OF REVENUE	0	0.00	0	0.00	0	0.00	2,198	0.00
AGRICULTURE-FEDERAL AND OTHER	0	0.00	0	0.00	0	0.00	21,895	0.00
OA-FEDERAL AND OTHER	0	0.00	0	0.00	0	0.00	1,067	0.00
ATTORNEY GENERAL	0	0.00	0	0.00	0	0.00	32,447	0.00

1/17/19 11:03

im\_disummary



**BENEFITS REPORT 9 FY 20 GOVERNOR REC**

**DECISION ITEM SUMMARY**

Budget Unit								
Decision Item	FY 2018	FY 2018	FY 2019	FY 2019	FY 2020	FY 2020	FY 2020	FY 2020
Budget Object Summary	ACTUAL	ACTUAL	BUDGET	BUDGET	DEPT REQ	DEPT REQ	GOV REC	GOV REC
Fund	DOLLAR	FTE	DOLLAR	FTE	DOLLAR	FTE	DOLLAR	FTE
<b>MCHCP-TRANSFER</b>								
<b>MCHCP CTC Contribution Trf - 1300020</b>								
FUND TRANSFERS								
JUDICIARY - FEDERAL	0	0.00	0	0.00	0	0.00	78,032	0.00
DED COUNCIL ARTS FEDERAL OTHER	0	0.00	0	0.00	0	0.00	2,783	0.00
DEPT NATURAL RESOURCES	0	0.00	0	0.00	0	0.00	155,178	0.00
DHSS-FEDERAL AND OTHER FUNDS	0	0.00	0	0.00	0	0.00	459,942	0.00
STATE EMERGENCY MANAGEMENT	0	0.00	0	0.00	0	0.00	12,281	0.00
DEPT MENTAL HEALTH	0	0.00	0	0.00	0	0.00	1,063,436	0.00
DEPT PUBLIC SAFETY	0	0.00	0	0.00	0	0.00	2,648	0.00
DIV JOB DEVELOPMENT & TRAINING	0	0.00	0	0.00	0	0.00	174,546	0.00
ELECTION ADMIN IMPROVEMENT	0	0.00	0	0.00	0	0.00	2,783	0.00
OA INFORMATION TECH FED& OTHER	0	0.00	0	0.00	0	0.00	113,971	0.00
DIV OF LABOR STANDARDS FEDERAL	0	0.00	0	0.00	0	0.00	8,473	0.00
ASSISTIVE TECHNOLOGY FEDERAL	0	0.00	0	0.00	0	0.00	1,855	0.00
ADJUTANT GENERAL-FEDERAL	0	0.00	0	0.00	0	0.00	159,714	0.00
DPS-FED-HOMELAND SECURITY	0	0.00	0	0.00	0	0.00	9,624	0.00
SEC OF STATE-FEDERAL FUNDS	0	0.00	0	0.00	0	0.00	3,154	0.00
COMMUNITY SERV COMM-FED/OTHER	0	0.00	0	0.00	0	0.00	1,855	0.00
TEMP ASSIST NEEDY FAM FEDERAL	0	0.00	0	0.00	0	0.00	346,514	0.00
DEPT OF SOC SERV FEDERAL & OTH	0	0.00	0	0.00	4,493,637	0.00	1,753,235	0.00
MISSOURI DISASTER	0	0.00	0	0.00	0	0.00	2,783	0.00
JUSTICE ASSISTANCE GRANT PROGR	0	0.00	0	0.00	0	0.00	2,903	0.00
ENERGY FEDERAL	0	0.00	0	0.00	0	0.00	10,690	0.00
UNEMPLOYMENT COMP ADMIN	0	0.00	0	0.00	0	0.00	243,219	0.00
PHARMACY REBATES	0	0.00	0	0.00	0	0.00	4,194	0.00
THIRD PARTY LIABILITY COLLECT	0	0.00	0	0.00	0	0.00	15,302	0.00
FEDERAL REIMBURSEMENT ALLOWANCE	0	0.00	0	0.00	0	0.00	933	0.00
STATE TREASURER'S GEN OPERATIO	0	0.00	0	0.00	0	0.00	15,265	0.00
CHILD SUPPORT ENFORCEMENT FUND	0	0.00	0	0.00	0	0.00	91,740	0.00
ELEVATOR SAFETY	0	0.00	0	0.00	0	0.00	3,865	0.00
MO ARTS COUNCIL TRUST	0	0.00	0	0.00	0	0.00	4,176	0.00
COMM FOR DEAF-CERT OF INTERPRE	0	0.00	0	0.00	0	0.00	232	0.00
SEC OF ST TECHNOLOGY TRUST	0	0.00	0	0.00	0	0.00	3,712	0.00
MO AIR EMISSION REDUCTION	0	0.00	0	0.00	0	0.00	10,259	0.00
VW ENV TRUST FUND	0	0.00	0	0.00	0	0.00	1,011	0.00

1/17/19 11:03

im\_disummary

**BENEFITS REPORT 9 FY 20 GOVERNOR REC**

**DECISION ITEM SUMMARY**

Budget Unit								
Decision Item	FY 2018	FY 2018	FY 2019	FY 2019	FY 2020	FY 2020	FY 2020	FY 2020
Budget Object Summary	ACTUAL	ACTUAL	BUDGET	BUDGET	DEPT REQ	DEPT REQ	GOV REC	GOV REC
Fund	DOLLAR	FTE	DOLLAR	FTE	DOLLAR	FTE	DOLLAR	FTE
<b>MCHCP-TRANSFER</b>								
<b>MCHCP CTC Contribution Trf - 1300020</b>								
FUND TRANSFERS								
STATEWIDE COURT AUTOMATION	0	0.00	0	0.00	0	0.00	15,776	0.00
NURSING FAC QUALITY OF CARE	0	0.00	0	0.00	0	0.00	13,474	0.00
DIVISION OF TOURISM SUPPL REV	0	0.00	0	0.00	0	0.00	18,096	0.00
HEALTH INITIATIVES	0	0.00	0	0.00	0	0.00	36,989	0.00
HEALTH ACCESS INCENTIVE	0	0.00	0	0.00	0	0.00	464	0.00
GAMING COMMISSION FUND	0	0.00	0	0.00	0	0.00	51,271	0.00
MENTAL HEALTH EARNINGS FUND	0	0.00	0	0.00	0	0.00	4,547	0.00
ANIMAL HEALTH LABORATORY FEES	0	0.00	0	0.00	0	0.00	761	0.00
MAMMOGRAPHY	0	0.00	0	0.00	0	0.00	812	0.00
ANIMAL CARE RESERVE	0	0.00	0	0.00	0	0.00	3,498	0.00
MO PUBLIC HEALTH SERVICES	0	0.00	0	0.00	0	0.00	25,148	0.00
VETERANS' COMMISSION CI TRUST	0	0.00	0	0.00	0	0.00	56,356	0.00
STATE ROAD	0	0.00	0	0.00	0	0.00	7,424	0.00
CANTEEN FUND	0	0.00	0	0.00	0	0.00	45,007	0.00
COMMODITY COUNCIL MERCHANISING	0	0.00	0	0.00	0	0.00	1,044	0.00
FEDERAL SURPLUS PROPERTY	0	0.00	0	0.00	0	0.00	9,744	0.00
SP ANIMAL FAC LOAN PROGRAM	0	0.00	0	0.00	0	0.00	1,392	0.00
STATE FAIR FEE	0	0.00	0	0.00	0	0.00	20,675	0.00
STATE PARKS EARNINGS	0	0.00	0	0.00	0	0.00	13,818	0.00
DHE OUT-OF-STATE PROGRM FUND	0	0.00	0	0.00	0	0.00	464	0.00
NATURAL RESOURCES REVOLVING SE	0	0.00	0	0.00	0	0.00	687	0.00
AGRI LAND SURVEY REVOLVING SER	0	0.00	0	0.00	0	0.00	2,028	0.00
HISTORIC PRESERVATION REVOLV	0	0.00	0	0.00	0	0.00	2,134	0.00
MO VETERANS HOMES	0	0.00	0	0.00	7,189,819	0.00	762,092	0.00
INDUSTRIAL HEMP FUND	0	0.00	0	0.00	0	0.00	928	0.00
DNR COST ALLOCATION	0	0.00	0	0.00	0	0.00	73,598	0.00
STATE FACILITY MAINT & OPERAT	0	0.00	0	0.00	0	0.00	234,834	0.00
DIFP ADMINISTRATIVE	0	0.00	0	0.00	0	0.00	1,183	0.00
OA REVOLVING ADMINISTRATIVE TR	0	0.00	0	0.00	0	0.00	47,327	0.00
WORKING CAPITAL REVOLVING	0	0.00	0	0.00	0	0.00	112,285	0.00
CENTRAL CHECK MAIL SERV REVOLV	0	0.00	0	0.00	0	0.00	232	0.00
INMATE	0	0.00	0	0.00	0	0.00	1,392	0.00
DIV ALCOHOL & TOBACCO CTRL	0	0.00	0	0.00	0	0.00	16,240	0.00

1/17/19 11:03

im\_disummary

**BENEFITS REPORT 9 FY 20 GOVERNOR REC**

**DECISION ITEM SUMMARY**

Budget Unit								
Decision Item	FY 2018	FY 2018	FY 2019	FY 2019	FY 2020	FY 2020	FY 2020	FY 2020
Budget Object Summary	ACTUAL	ACTUAL	BUDGET	BUDGET	DEPT REQ	DEPT REQ	GOV REC	GOV REC
Fund	DOLLAR	FTE	DOLLAR	FTE	DOLLAR	FTE	DOLLAR	FTE
<b>MCHCP-TRANSFER</b>								
<b>MCHCP CTC Contribution Trf - 1300020</b>								
FUND TRANSFERS								
DED ADMINISTRATIVE	0	0.00	0	0.00	0	0.00	11,637	0.00
DIVISION OF CREDIT UNIONS	0	0.00	0	0.00	0	0.00	7,192	0.00
DIVISION OF FINANCE	0	0.00	0	0.00	0	0.00	52,500	0.00
SOLID WASTE SUBACCOUNT	0	0.00	0	0.00	0	0.00	2,784	0.00
INSURANCE EXAMINERS FUND	0	0.00	0	0.00	0	0.00	20,091	0.00
NATURAL RESOURCES PROTECTION	0	0.00	0	0.00	0	0.00	2,923	0.00
DEAF RELAY SER & EQ DIST PRGM	0	0.00	0	0.00	0	0.00	2,320	0.00
PROF & PRACT NURSING LOANS	0	0.00	0	0.00	0	0.00	928	0.00
INSURANCE DEDICATED FUND	0	0.00	0	0.00	0	0.00	80,762	0.00
NRP-WATER POLLUTION PERMIT FEE	0	0.00	0	0.00	0	0.00	44,469	0.00
SOLID WASTE MGMT-SCRAP TIRE	0	0.00	0	0.00	0	0.00	4,547	0.00
SOLID WASTE MANAGEMENT	0	0.00	0	0.00	0	0.00	21,631	0.00
METALLIC MINERALS WASTE MGMT	0	0.00	0	0.00	0	0.00	557	0.00
LOCAL RECORDS PRESERVATION	0	0.00	0	0.00	0	0.00	11,711	0.00
MANUFACTURED HOUSING FUND	0	0.00	0	0.00	0	0.00	3,712	0.00
NRP-AIR POLLUTION ASBESTOS FEE	0	0.00	0	0.00	0	0.00	3,438	0.00
PETROLEUM STORAGE TANK INS	0	0.00	0	0.00	0	0.00	12,388	0.00
UNDERGROUND STOR TANK REG PROG	0	0.00	0	0.00	0	0.00	1,216	0.00
CHEMICAL EMERGENCY PREPAREDNES	0	0.00	0	0.00	0	0.00	1,856	0.00
MOTOR VEHICLE COMMISSION	0	0.00	0	0.00	0	0.00	10,208	0.00
SERVICES TO VICTIMS	0	0.00	0	0.00	0	0.00	186	0.00
NRP-AIR POLLUTION PERMIT FEE	0	0.00	0	0.00	0	0.00	35,045	0.00
MISSOURI ONE START JOB DEVELOPMENT	0	0.00	0	0.00	0	0.00	3,712	0.00
VET HEALTH AND CARE FUND	0	0.00	0	0.00	0	0.00	24,127	0.00
PUBLIC SERVICE COMMISSION	0	0.00	0	0.00	0	0.00	89,086	0.00
PARKS SALES TAX	0	0.00	0	0.00	0	0.00	280,880	0.00
SOIL AND WATER SALES TAX	0	0.00	0	0.00	0	0.00	12,811	0.00
DOSS EDUCATIONAL IMPROVEMENT	0	0.00	0	0.00	0	0.00	38,409	0.00
BOARD OF ACCOUNTANCY	0	0.00	0	0.00	0	0.00	3,248	0.00
MERCHANDISE PRACTICES	0	0.00	0	0.00	0	0.00	18,328	0.00
BOARD OF REG FOR HEALING ARTS	0	0.00	0	0.00	0	0.00	20,416	0.00
BOARD OF NURSING	0	0.00	0	0.00	0	0.00	12,992	0.00
BOARD OF PHARMACY	0	0.00	0	0.00	0	0.00	7,424	0.00

1/17/19 11:03

im\_disummary

**BENEFITS REPORT 9 FY 20 GOVERNOR REC**

**DECISION ITEM SUMMARY**

<b>Budget Unit</b>									
<b>Decision Item</b>	<b>FY 2018</b>	<b>FY 2018</b>	<b>FY 2019</b>	<b>FY 2019</b>	<b>FY 2020</b>	<b>FY 2020</b>	<b>FY 2020</b>	<b>FY 2020</b>	
<b>Budget Object Summary</b>	<b>ACTUAL</b>	<b>ACTUAL</b>	<b>BUDGET</b>	<b>BUDGET</b>	<b>DEPT REQ</b>	<b>DEPT REQ</b>	<b>GOV REC</b>	<b>GOV REC</b>	
<b>Fund</b>	<b>DOLLAR</b>	<b>FTE</b>	<b>DOLLAR</b>	<b>FTE</b>	<b>DOLLAR</b>	<b>FTE</b>	<b>DOLLAR</b>	<b>FTE</b>	
<b>MCHCP-TRANSFER</b>									
<b>MCHCP CTC Contribution Trf - 1300020</b>									
FUND TRANSFERS									
MO REAL ESTATE COMMISSION	0	0.00	0	0.00	0	0.00	11,600	0.00	
STATE HWYS AND TRANS DEPT	0	0.00	0	0.00	0	0.00	115,482	0.00	
MILK INSPECTION FEES	0	0.00	0	0.00	0	0.00	3,619	0.00	
DEPT HEALTH & SR SV DOCUMENT	0	0.00	0	0.00	0	0.00	3,021	0.00	
GRAIN INSPECTION FEES	0	0.00	0	0.00	0	0.00	29,440	0.00	
PETITION AUDIT REVOLVING TRUST	0	0.00	0	0.00	0	0.00	8,584	0.00	
WATER & WASTEWATER LOAN FUND	0	0.00	0	0.00	0	0.00	6,964	0.00	
EXCELLENCE IN EDUCATION	0	0.00	0	0.00	0	0.00	5,452	0.00	
WORKERS COMPENSATION	0	0.00	0	0.00	0	0.00	75,797	0.00	
WORKERS COMP-SECOND INJURY	0	0.00	0	0.00	0	0.00	22,735	0.00	
ENVIRON IMPROVE AUTHORITY	0	0.00	0	0.00	0	0.00	3,712	0.00	
ENVIRONMENTAL RADIATION MONITR	0	0.00	0	0.00	0	0.00	821	0.00	
LOTTERY ENTERPRISE	0	0.00	0	0.00	0	0.00	71,686	0.00	
DEPT OF HEALTH-DONATED	0	0.00	0	0.00	0	0.00	1,879	0.00	
GROUNDWATER PROTECTION	0	0.00	0	0.00	0	0.00	6,403	0.00	
PETROLEUM INSPECTION FUND	0	0.00	0	0.00	0	0.00	18,615	0.00	
ANTITRUST REVOLVING	0	0.00	0	0.00	0	0.00	3,248	0.00	
ENERGY SET-ASIDE PROGRAM	0	0.00	0	0.00	0	0.00	4,273	0.00	
MISSOURI LAND SURVEY FUND	0	0.00	0	0.00	0	0.00	4,830	0.00	
LEGAL DEFENSE AND DEFENDER	0	0.00	0	0.00	0	0.00	928	0.00	
CRIMINAL RECORD SYSTEM	0	0.00	0	0.00	0	0.00	464	0.00	
HAZARDOUS WASTE FUND	0	0.00	0	0.00	0	0.00	25,348	0.00	
DENTAL BOARD FUND	0	0.00	0	0.00	0	0.00	3,480	0.00	
BRD OF ARCH,ENG,LND SUR,LND AR	0	0.00	0	0.00	0	0.00	4,176	0.00	
SAFE DRINKING WATER FUND	0	0.00	0	0.00	0	0.00	23,023	0.00	
MO OFFICE OF PROSECUTION SERV	0	0.00	0	0.00	0	0.00	1,276	0.00	
CRIME VICTIMS COMP FUND	0	0.00	0	0.00	0	0.00	6,245	0.00	
PROFESSIONAL REGISTRATION FEES	0	0.00	0	0.00	0	0.00	44,079	0.00	
CHILDREN'S TRUST	0	0.00	0	0.00	0	0.00	2,320	0.00	
PROP SCHOOL CERT FUND	0	0.00	0	0.00	0	0.00	2,320	0.00	
DRUG COURT RESOURCES	0	0.00	0	0.00	0	0.00	1,856	0.00	
BOILER & PRESSURE VESSELS SAFE	0	0.00	0	0.00	0	0.00	3,865	0.00	
BASIC CIVIL LEGAL SERVICES	0	0.00	0	0.00	0	0.00	928	0.00	

1/17/19 11:03

im\_disummary

**BENEFITS REPORT 9 FY 20 GOVERNOR REC**

**DECISION ITEM SUMMARY**

Budget Unit								
Decision Item	FY 2018	FY 2018	FY 2019	FY 2019	FY 2020	FY 2020	FY 2020	FY 2020
Budget Object Summary	ACTUAL	ACTUAL	BUDGET	BUDGET	DEPT REQ	DEPT REQ	GOV REC	GOV REC
Fund	DOLLAR	FTE	DOLLAR	FTE	DOLLAR	FTE	DOLLAR	FTE
<b>MCHCP-TRANSFER</b>								
<b>MCHCP CTC Contribution Trf - 1300020</b>								
FUND TRANSFERS								
MISSOURI RX PLAN FUND	0	0.00	0	0.00	0	0.00	3,693	0.00
PUTATIVE FATHER REGISTRY	0	0.00	0	0.00	0	0.00	1,392	0.00
ECON DEVELOP ADVANCEMENT FUND	0	0.00	0	0.00	0	0.00	1,179	0.00
MISSOURI WINE AND GRAPE FUND	0	0.00	0	0.00	0	0.00	2,464	0.00
GEOLOGIC RESOURCES FUND	0	0.00	0	0.00	0	0.00	1,035	0.00
MO EXPLOSIVES SAFETY ACT ADMIN	0	0.00	0	0.00	0	0.00	1,086	0.00
MP WRP RENEWABLE WATER PROGRAM	0	0.00	0	0.00	0	0.00	696	0.00
AH COMM ED DUE PROCESS HEARING	0	0.00	0	0.00	0	0.00	329	0.00
BOLL WEEVIL SUPPRESS & ERADICAT	0	0.00	0	0.00	0	0.00	464	0.00
ORGAN DONOR PROGRAM	0	0.00	0	0.00	0	0.00	673	0.00
INMATE INCAR REIMB ACT REVOLV	0	0.00	0	0.00	0	0.00	1,392	0.00
INVESTOR EDUC & PROTECTION	0	0.00	0	0.00	0	0.00	8,120	0.00
MO OFFICE-PROSECUTION SERVICES	0	0.00	0	0.00	0	0.00	928	0.00
JUDICIARY EDUCATION & TRAINING	0	0.00	0	0.00	0	0.00	5,104	0.00
CHARTER PUBLIC SCHOOL REVOLV	0	0.00	0	0.00	0	0.00	469	0.00
ABANDONED FUND ACCOUNT	0	0.00	0	0.00	0	0.00	7,888	0.00
MODEX	0	0.00	0	0.00	0	0.00	464	0.00
GUARANTY AGENCY OPERATING	0	0.00	0	0.00	0	0.00	7,331	0.00
ASSISTIVE TECHNOLOGY LOAN REV	0	0.00	0	0.00	0	0.00	464	0.00
CHILDHOOD LEAD TESTING	0	0.00	0	0.00	0	0.00	232	0.00
NATIONAL GUARD TRUST	0	0.00	0	0.00	0	0.00	19,673	0.00
AGRICULTURE DEVELOPMENT	0	0.00	0	0.00	0	0.00	742	0.00
MINED LAND RECLAMATION	0	0.00	0	0.00	0	0.00	4,259	0.00
BABLER STATE PARK	0	0.00	0	0.00	0	0.00	928	0.00
MENTAL HEALTH TRUST	0	0.00	0	0.00	0	0.00	3,480	0.00
ENERGY FUTURES FUND	0	0.00	0	0.00	0	0.00	2,167	0.00
SPECIAL EMPLOYMENT SECURITY	0	0.00	0	0.00	0	0.00	6,960	0.00
UNEMPLOYMENT AUTOMATION	0	0.00	0	0.00	0	0.00	3,248	0.00
AMBULANCE SERVICE REIMB ALLOW	0	0.00	0	0.00	0	0.00	232	0.00
AGRICULTURE PROTECTION	0	0.00	0	0.00	0	0.00	59,372	0.00
MINE INSPECTION	0	0.00	0	0.00	0	0.00	464	0.00
MO REVOLVING INFO TECH TRUST	0	0.00	0	0.00	0	0.00	55,512	0.00

1/17/19 11:03

im\_disummary

**BENEFITS REPORT 9 FY 20 GOVERNOR REC**

**DECISION ITEM SUMMARY**

<b>Budget Unit</b>								
<b>Decision Item</b>	<b>FY 2018</b>	<b>FY 2018</b>	<b>FY 2019</b>	<b>FY 2019</b>	<b>FY 2020</b>	<b>FY 2020</b>	<b>FY 2020</b>	<b>FY 2020</b>
<b>Budget Object Summary</b>	<b>ACTUAL</b>	<b>ACTUAL</b>	<b>BUDGET</b>	<b>BUDGET</b>	<b>DEPT REQ</b>	<b>DEPT REQ</b>	<b>GOV REC</b>	<b>GOV REC</b>
<b>Fund</b>	<b>DOLLAR</b>	<b>FTE</b>	<b>DOLLAR</b>	<b>FTE</b>	<b>DOLLAR</b>	<b>FTE</b>	<b>DOLLAR</b>	<b>FTE</b>
<b>MCHCP-TRANSFER</b>								
<b>MCHCP CTC Contribution Trf - 1300020</b>								
FUND TRANSFERS								
MEDICAID PROVIDER ENROLLMENT	0	0.00	0	0.00	0	0.00	1,384	0.00
TOTAL - TRF	0	0.00	0	0.00	29,957,580	0.00	20,485,933	0.00
<b>TOTAL</b>	<b>0</b>	<b>0.00</b>	<b>0</b>	<b>0.00</b>	<b>29,957,580</b>	<b>0.00</b>	<b>20,485,933</b>	<b>0.00</b>
<b>GRAND TOTAL</b>	<b>\$400,672,698</b>	<b>0.00</b>	<b>\$465,967,275</b>	<b>0.00</b>	<b>\$496,063,587</b>	<b>0.00</b>	<b>\$486,591,940</b>	<b>0.00</b>

**BENEFITS REPORT 10 FY 20 GOVERNOR REC**

**DECISION ITEM DETAIL**

Budget Unit	FY 2018	FY 2018	FY 2019	FY 2019	FY 2020	FY 2020	FY 2020	FY 2020
Decision Item	ACTUAL	ACTUAL	BUDGET	BUDGET	DEPT REQ	DEPT REQ	GOV REC	GOV REC
Budget Object Class	DOLLAR	FTE	DOLLAR	FTE	DOLLAR	FTE	DOLLAR	FTE
<b>MCHCP-TRANSFER</b>								
<b>CORE</b>								
TRANSFERS OUT	400,672,698	0.00	465,967,275	0.00	466,106,007	0.00	466,029,197	0.00
<b>TOTAL - TRF</b>	<b>400,672,698</b>	<b>0.00</b>	<b>465,967,275</b>	<b>0.00</b>	<b>466,106,007</b>	<b>0.00</b>	<b>466,029,197</b>	<b>0.00</b>
<b>GRAND TOTAL</b>	<b>\$400,672,698</b>	<b>0.00</b>	<b>\$465,967,275</b>	<b>0.00</b>	<b>\$466,106,007</b>	<b>0.00</b>	<b>\$466,029,197</b>	<b>0.00</b>
GENERAL REVENUE	\$248,181,261	0.00	\$285,856,087	0.00	\$285,994,819	0.00	\$285,994,819	0.00
FEDERAL FUNDS	\$93,887,259	0.00	\$112,260,773	0.00	\$112,260,773	0.00	\$112,260,773	0.00
OTHER FUNDS	\$58,604,178	0.00	\$67,850,415	0.00	\$67,850,415	0.00	\$67,773,605	0.00

**NEW DECISION ITEM**  
**RANK: \_\_\_\_\_ OF \_\_\_\_\_**

<b>Department - Office of Administration</b>	<b>Budget Unit</b> 32215C
<b>Division - Employee Benefits</b>	
<b>DI Name - MCHCP Cost to Continue Contrib. Transfer DI# 1300020</b>	<b>HB Section</b> 5.490

**1. AMOUNT OF REQUEST**

	FY 2020 Budget Request				E		FY 2020 Governor's Recommendation				E
	GR	Federal	Other	Total			GR	Federal	Other	Total	
PS	0	0		0		PS	0	0	0	0	
EE	0	0	0	0		EE	0	0	0	0	
PSD	0	0	0	0		PSD	0	0	0	0	
TRF	18,274,124	4,493,637	7,189,819	29,957,580		TRF	12,031,388	5,156,309	3,298,236	20,485,933	
<b>Total</b>	<b>18,274,124</b>	<b>4,493,637</b>	<b>7,189,819</b>	<b>29,957,580</b>		<b>Total</b>	<b>12,031,388</b>	<b>5,156,309</b>	<b>3,298,236</b>	<b>20,485,933</b>	
<b>FTE</b>	<b>0.00</b>	<b>0.00</b>	<b>0.00</b>	<b>0.00</b>		<b>FTE</b>	<b>0.00</b>	<b>0.00</b>	<b>0.00</b>	<b>0.00</b>	

<b>Est. Fringe</b>	0	0	0	0
--------------------	---	---	---	---

*Note: Fringes budgeted in House Bill 5 except for certain fringes budgeted directly to MoDOT, Highway Patrol, and Conservation.*

<b>Est. Fringe</b>	0	0	0	0
--------------------	---	---	---	---

*Note: Fringes budgeted in House Bill 5 except for certain fringes budgeted directly to MoDOT, Highway Patrol, and Conservation.*

Other Funds: Various

Other Funds: Various

**2. THIS REQUEST CAN BE CATEGORIZED AS:**

<input type="checkbox"/> New Legislation	<input type="checkbox"/> New Program	<input type="checkbox"/> Fund Switch
<input type="checkbox"/> Federal Mandate	<input type="checkbox"/> Program Expansion	<input checked="" type="checkbox"/> Cost to Continue
<input type="checkbox"/> GR Pick-Up	<input type="checkbox"/> Space Request	<input type="checkbox"/> Equipment Replacement
<input type="checkbox"/> Pay Plan	<input type="checkbox"/> Other: _____	

**3. WHY IS THIS FUNDING NEEDED? PROVIDE AN EXPLANATION FOR ITEMS CHECKED IN #2. INCLUDE THE FEDERAL OR STATE STATUTORY OR CONSTITUTIONAL AUTHORIZATION FOR THIS PROGRAM.**

The MCHCP Cost to Continue New Decision Item consists of actuarially-projected self-insured medical, pharmacy and MCHCP costs over the Core as a result of medical and pharmacy trend inherent in health care costs. MCHCP has also projected the depletion of available MCHCP Trust Fund assets used to pay claim costs not fully appropriated through past fiscal year Cost to Continue New Decision Item requests. Without full funding of MCHCP's Core and Cost to Continue Decision Items, increases to member premiums beyond expected levels, changes to benefit design, and/or changes to MCHCP subsidization are likely to occur for Plan Year 2020 (January - December 2020). The Cost to Continue New Decision Item of \$29,957,580 represents a best projection and is subject to revision predicated upon the results of the 2019 Plan Year Open Enrollment, actuarial evaluation of more current and mature claims data, and final approval by the MCHCP Board of Trustees.



**NEW DECISION ITEM**

RANK: \_\_\_\_\_ OF \_\_\_\_\_

<b>Department - Office of Administration</b>	<b>Budget Unit</b>	<u>32215</u>
<b>Division - Employee Benefits</b>		
<b>DI Name - MCHCP Cost to Cont. Transfer</b>		<b>DI# 1300020</b>

**4. DESCRIBE THE DETAILED ASSUMPTIONS USED TO DERIVE THE SPECIFIC REQUESTED AMOUNT. (How did you determine that the requested number of FTE were appropriate? From what source or standard did you derive the requested levels of funding? Were alternatives such as outsourcing or automation considered? If based on new legislation, does request tie to TAFP fiscal note? If not, explain why. Detail which portions of the request are one-times and how those amounts were calculated.)**

Significant assumptions in the calculation of the actuarially determined costs of the Plan include:

State Contribution/Premium Assumptions: Significant assumptions in the calculation of the actuarially-projected costs include: 1) Actual premium equivalents for the first half FY2020 costs; and 2) Medical trend rates (active employee and non-Medicare retiree medical at 6.5%, Medicare retiree medical at 0%, and all pharmacy at 13.0%) for the second half FY2020 costs.

Additional assumptions include:

1) Enrollment as of 7/1/2018 (total subscribers of 52,974 and total lives of 95,658 members).

2) No change in medical plan options in CY2020 from options available in CY2019. For CY2019, MCHCP is replacing the PPO 300 and PPO 600 plans with a PPO 750 and PPO 1250 plans for non-Medicare members. Additionally, Medicare members will be enrolled in a hybrid fully-insured Medicare Advantage plan for CY 2019. For purposes of preparing the CY2020 budget, MCHCP made the following enrollment assumptions:

3) No change in MCHCP's subsidy percentages for active employees. MCHCP subsidies for active employees vary by type of plan and coverage tier. The subsidy percentages noted below are for the PPO 1250 plan.

Employee only - 93.5 percent	Employee and five or more children - 92.2 percent
Employee and spouse - 84.3 percent	Employee, spouse and one child - 84.8 percent
Employee and one child - 92.0 percent	Employee, spouse and two children - 85.6 percent
Employee and two children - 91.9 percent	Employee, spouse and three children - 86.2 percent
Employee and three children - 91.8 percent	Employee, spouse and four children - 86.7 percent
Employee and four children - 91.8 percent	Employee, spouse and five or more children - 87.6 percent

4) No change in *Strive for Wellness*<sup>®</sup> incentive participation levels.

5) For Medicare members, MCHCP's subsidy percentage for retirees is 2.5 percent of the base plan premium for each year of service capped at 65 percent. The base plan is the Medicare Advantage Plan. For families with Medicare and non-Medicare family members, the base plan is the Medicare Advantage Plan combined with PPO 1250.

The self-insured program costs are determined through an actuarial analysis of the enrolled population to ascertain required claims needs. Administrative service fees are paid to third party administrators (TPAs) and the pharmacy benefit manager (PBM) for administration of medical and pharmacy plans. Payment of self-insured medical and pharmacy claims is the responsibility of MCHCP. The Medicare Advantage Plan is a hybrid fully insured plan; therefore, all medical claims costs are the responsibility of the contractor while pharmacy claim costs remain the responsibility of MCHCP. MCHCP does not purchase stop loss coverage, but rather self insures against catastrophic claims through the appropriation process. All contracts are awarded through a competitive bid process.

NEW DECISION ITEM

RANK: 5 OF \_\_\_\_\_

Department - Office of Administration	Budget Unit <u>32215C</u>
Division - Employee Benefits	
DI Name - MCHCP Cost to Continue Transfer	DI# 1300020

**5. BREAK DOWN THE REQUEST BY BUDGET OBJECT CLASS, JOB CLASS, AND FUND SOURCE. IDENTIFY ONE-TIME COSTS.**

Budget Object Class/Job Class	Dept Req GR DOLLARS	Dept Req GR FTE	Dept Req FED DOLLARS	Dept Req FED FTE	Dept Req OTHER DOLLARS	Dept Req OTHER FTE	Dept Req TOTAL DOLLARS	Dept Req TOTAL FTE	Dept Req One-Time DOLLARS	E
							0	0.0		
							0	0.0		
<b>Total PS</b>	<u>0</u>	<u>0.0</u>	<u>0</u>	<u>0.0</u>	<u>0</u>	<u>0.0</u>	<u>0</u>	<u>0.0</u>	<u>0</u>	
							0			
							0			
							0			
<b>Total EE</b>	<u>0</u>		<u>0</u>		<u>0</u>		<u>0</u>		<u>0</u>	
Program Distributions							0			
<b>Total PSD</b>	<u>0</u>		<u>0</u>		<u>0</u>		<u>0</u>		<u>0</u>	
Transfers-820	<u>18,274,124</u>		<u>4,493,637</u>		<u>7,189,819</u>		<u>29,957,580</u>			
<b>Total TRF</b>	<u>18,274,124</u>		<u>4,493,637</u>		<u>7,189,819</u>		<u>29,957,580</u>		<u>0</u>	
<b>Grand Total</b>	<u>18,274,124</u>	<u>0.0</u>	<u>4,493,637</u>	<u>0.0</u>	<u>7,189,819</u>	<u>0.0</u>	<u>29,957,580</u>	<u>0.0</u>	<u>0</u>	

Budget Object Class/Job Class	Gov Rec GR DOLLARS	Gov Rec GR FTE	Gov Rec FED DOLLARS	Gov Rec FED FTE	Gov Rec OTHER DOLLARS	Gov Rec OTHER FTE	Gov Rec TOTAL DOLLARS	Gov Rec TOTAL FTE	Gov Rec One-Time DOLLARS	E
							0	0.0		
							0	0.0		
<b>Total PS</b>	<u>0</u>	<u>0.0</u>	<u>0</u>	<u>0.0</u>	<u>0</u>	<u>0.0</u>	<u>0</u>	<u>0.0</u>	<u>0</u>	
							0			
							0			
							0			
<b>Total EE</b>	<u>0</u>		<u>0</u>		<u>0</u>		<u>0</u>		<u>0</u>	
Program Distributions							0			
<b>Total PSD</b>	<u>0</u>		<u>0</u>		<u>0</u>		<u>0</u>		<u>0</u>	
Transfers	<u>12,031,388</u>		<u>5,156,309</u>		<u>3,298,236</u>		<u>20,485,933</u>			
<b>Total TRF</b>	<u>12,031,388</u>		<u>5,156,309</u>		<u>3,298,236</u>		<u>20,485,933</u>		<u>0</u>	
<b>Grand Total</b>	<u>12,031,388</u>	<u>0.0</u>	<u>5,156,309</u>	<u>0.0</u>	<u>3,298,236</u>	<u>0.0</u>	<u>20,485,933</u>	<u>0.0</u>	<u>0</u>	

**NEW DECISION ITEM**

RANK: 5 OF           

Department - Office of Administration	Budget Unit <u>32215</u>
Division - Employee Benefits	
DI Name - MCHCP Cost to Cont. Transfer DI# 1300020	

**6. PERFORMANCE MEASURES (If new decision item has an associated core, separately identify projected performance with & without**

**6a. Provide an activity measure(s) for the program.**

**6b. Provide a measure(s) of the program's quality.**

**Member Count by Relationship**

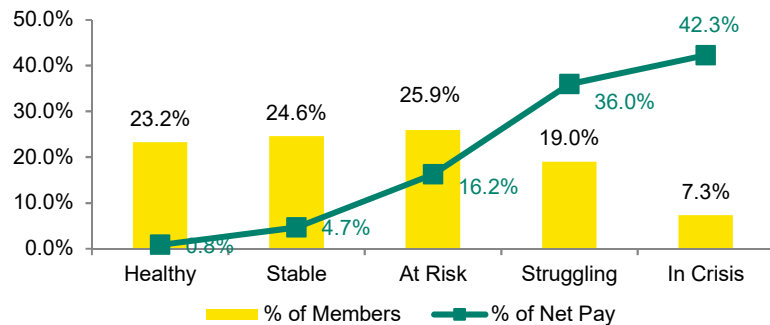
	CY2016	CY2017	% Change
Members	<b>95,432</b>	<b>95,361</b>	<b>-0.1%</b>
<i>Subscriber</i>	53,222	53,182	-0.1%
<i>Spouse</i>	12,424	12,774	2.8%
<i>Child</i>	29,784	29,407	-1.3%
Family Size Average	<b>1.79</b>	<b>1.79</b>	<b>0.0%</b>
Average Age of Member	<b>40.5</b>	<b>40.7</b>	<b>0.7%</b>
<i>Subscribers</i>	52.0	52.2	0.3%
<i>Spouses</i>	55.8	55.9	0.2%
<i>Child</i>	13.4	13.4	0.5%

MCHCP surveyed Open Enrollment participants during the 2017 Open Enrollment period and 97% of respondents reported they were either extremely satisfied with their Open Enrollment experience, up from 96% in 2016. In addition, 96% responded positively regarding the ease of the online enrollment process, up from 95% in 2016.

**6c. Provide a measure(s) of the program's impact.**

**6d. Provide a measure(s) of the program's efficiency.**

**Risk Band Profiles**



The healthiest 23.2% of the population accounts for 0.8% of the total cost.  
 The least healthy 7.3% of the population accounts for 42.3% of the total cost.

**Net Pay PMPY Med & Rx by Plan**

	CY2016	CY2017	% Change	
UMR PPO 600	\$5,865	\$6,427	9.6%	↓
UMR PPO 300	\$6,557	\$6,676	1.8%	↓
Aetna PPO 600	\$5,665	\$6,391	12.8%	↓
Aetna PPO 300	\$5,761	\$6,891	19.6%	↓
UMR HSA	\$2,180	\$2,683	23.0%	↓
Aetna HSA	\$2,905	\$2,776	-4.4%	↑
<b>Total</b>	<b>\$5,747</b>	<b>\$6,178</b>	<b>7.5%</b>	<b>↓</b>

**NEW DECISION ITEM**

**RANK:** 5 **OF**           

<b>Department - Office of Administration</b>	<b>Budget Unit</b> <u>32215</u>
<b>Division - Employee Benefits</b>	
<b>DI Name - MCHCP Cost to Continue Transfer</b>	<b>DI# 1300020</b>

**7. STRATEGIES TO ACHIEVE THE PERFORMANCE MEASUREMENT TARGETS:**

MCHCP has contracts in place for case management of high cost claimants in an effort to ensure those members in health care crisis are managed appropriately and are provided care in a cost-effective manner. In addition, MCHCP's contracts with TPAs that emphasize network discounts and has performance guarantees to encourage valuable provider discounts. MCHCP contracts with a PBM to ensure the use of generics is valued over brand name drugs where cost effective. As a result MCHCP has a higher generic efficiency rate than many of its peers. MCHCP, through its use of dedicated data analytics and actuarial analysis, reviews and updates strategies to achieve competitive outcomes for the population served. This analysis provides input into reviews of benefit plan design, employee health behavior modification, and cost containment opportunities. MCHCP has maximized electronic enrollment processes to ensure employees and retirees can make informed enrollment decisions quickly and easily.

**BENEFITS REPORT 10 FY 20 GOVERNOR REC**

**DECISION ITEM DETAIL**

Budget Unit	FY 2018	FY 2018	FY 2019	FY 2019	FY 2020	FY 2020	FY 2020	FY 2020
Decision Item	ACTUAL	ACTUAL	BUDGET	BUDGET	DEPT REQ	DEPT REQ	GOV REC	GOV REC
Budget Object Class	DOLLAR	FTE	DOLLAR	FTE	DOLLAR	FTE	DOLLAR	FTE
<b>MCHCP-TRANSFER</b>								
<b>MCHCP CTC Contribution Trf - 1300020</b>								
TRANSFERS OUT	0	0.00	0	0.00	29,957,580	0.00	20,485,933	0.00
<b>TOTAL - TRF</b>	<b>0</b>	<b>0.00</b>	<b>0</b>	<b>0.00</b>	<b>29,957,580</b>	<b>0.00</b>	<b>20,485,933</b>	<b>0.00</b>
<b>GRAND TOTAL</b>	<b>\$0</b>	<b>0.00</b>	<b>\$0</b>	<b>0.00</b>	<b>\$29,957,580</b>	<b>0.00</b>	<b>\$20,485,933</b>	<b>0.00</b>
GENERAL REVENUE	\$0	0.00	\$0	0.00	\$18,274,124	0.00	\$12,031,388	0.00
FEDERAL FUNDS	\$0	0.00	\$0	0.00	\$4,493,637	0.00	\$5,156,309	0.00
OTHER FUNDS	\$0	0.00	\$0	0.00	\$7,189,819	0.00	\$3,298,236	0.00

**CORE DECISION ITEM**

<b>Department - Office of Administration</b>	<b>Budget Unit</b>	32216
<b>Division - Employee Benefits</b>		
<b>Core - Missouri Consolidated Health Care Plan</b>	<b>HB Section</b>	5.495

**1. CORE FINANCIAL SUMMARY**

	FY 2020 Budget Request						FY 2020 Governor's Recommendation				
	GR	Federal	Other	Total	E		GR	Federal	Other	Total	E
<b>PS</b>	0	0	465,967,275	465,967,275		<b>PS</b>	0	0	465,967,275	465,967,275	
<b>EE</b>	0	0	0	0		<b>EE</b>	0	0	0	0	
<b>PSD</b>	0	0	0	0		<b>PSD</b>	0	0	0	0	
<b>TRF</b>	0	0	0	0		<b>TRF</b>	0	0	0	0	
<b>Total</b>	<b>0</b>	<b>0</b>	<b>465,967,275</b>	<b>465,967,275</b>		<b>Total</b>	<b>0</b>	<b>0</b>	<b>465,967,275</b>	<b>465,967,275</b>	
<b>FTE</b>	<b>0.00</b>	<b>0.00</b>	<b>0.00</b>	<b>0.00</b>		<b>FTE</b>	<b>0.00</b>	<b>0.00</b>	<b>0.00</b>	<b>0.00</b>	

<b>Est. Fringe</b>	0	0	0	0
--------------------	---	---	---	---

*Note: Fringes budgeted in House Bill 5 except for certain fringes budgeted directly to MoDOT, Highway Patrol, and Conservation.*

<b>Est. Fringe</b>	0	0	141,980,229	141,980,229
--------------------	---	---	-------------	-------------

*Note: Fringes budgeted in House Bill 5 except for certain fringes budgeted directly to MoDOT, Highway Patrol, and Conservation.*

Other Funds: Missouri Consolidated Health Care Plan Benefit (0765)

Other Funds: Missouri Consolidated Health Care Plan Benefit (0765)

Notes:

**2. CORE DESCRIPTION**

The core is established for funding to allow Missouri Consolidated Health Care Plan (MCHCP) to provide self-insured medical plan options for state employees, retirees and their dependents. The core request, based upon the actuarially-projected medical, pharmacy and MCHCP costs for FY 2020, is not sufficient to provide for medical and pharmacy trend inherent in annual health care costs. Therefore, MCHCP is requesting cost-to-continue funding in addition to the core request. Without full funding of MCHCP's core and cost-to-continue requests, increases to member premiums beyond expected levels, changes to benefit design, and/or changes to MCHCP subsidization are likely to occur for Plan Year 2020 (January - December 2020). Actual claims results may differ from actuarial projections. CY2019 self-insured medical plan options include the PPO 1250 Plan, the PPO 750 Plan and the Health Savings Account (HSA) Plan. Active employees selecting the HSA Plan receive an annual HSA contribution of \$300 for individual coverage and \$600 for family coverage. MCHCP also offers a fully insured Medicare Advantage Plan for Medicare-primary members. All medical plans include a prescription drug benefit. MCHCP also offers a self-insured Medicare Prescription Drug Plan for Medicare-primary members. In addition to the medical plan options included in this request, MCHCP offers an Employee Assistance Program (EAP) to active state employees and members of their household. The budget request noted above, does not include a funding request for Other Post-Employment Benefits (OPEB). State Contribution/Premium Assumptions: Significant assumptions in the calculation of the actuarially-projected costs include: 1) Actual premium equivalents for the first half FY2020 costs; and 2) Medical trend rates (active employee and non-Medicare retiree medical at 6.5%, Medicare retiree medical at 0%, and all pharmacy at 13.0%) for the second half FY2020 costs.

Continued on next page

## 2. CORE DESCRIPTION, continued

Additional assumptions include:

1) Enrollment as of 7/1/2018 (total subscribers of 52,974 and total lives of 95,658 members).

2) No change in medical plan options in CY2020 from options available in CY2019. For CY2019, MCHCP is replacing the PPO 300 and PPO 600 plans with a PPO 750 and PPO 1250 plans for non-Medicare members. Additionally, Medicare members will be enrolled in a hybrid fully-insured Medicare Advantage plan for CY 2019. For purposes of preparing the CY2020 budget, MCHCP made the following enrollment assumptions:

- For the CY2018 PPO 600 Plans, assumed 60 percent of non-Medicare members would enroll in the PPO 1250 and 40 percent of non-Medicare members would enroll in the PPO 750.
- For the CY2018 PPO 300 Plans, assumed 100 percent of non-Medicare members would enroll in the PPO 750.
- HSA plan membership would remain unchanged.
- All Medicare members will be enrolled in the Medicare Advantage Plan.

3) MCHCP subsidies for active employees differ by plan. The subsidies noted below are for the PPO 1250 plan and vary by coverage tier.

Employee only - 93.5 percent

Employee and five or more children - 92.2 percent

Employee and spouse - 84.3 percent

Employee, spouse and one child - 84.8 percent

Employee and one child - 92.0 percent

Employee, spouse and two children - 85.6 percent

Employee and two children - 91.9 percent

Employee, spouse and three children - 86.2 percent

Employee and three children - 91.8 percent

Employee, spouse and four children - 86.7 percent

Employee and four children - 91.8 percent

Employee, spouse and five or more children - 87.6 percent

4) Strive for Wellness incentive participation levels are based on projections.

5) For Medicare members, MCHCP's subsidy percentage for retirees is 2.5 percent of the base plan premium for each year of service capped at 65 percent. The base plan is the Medicare Advantage Plan. For families with Medicare and non-Medicare family members, the base plan is the Medicare Advantage Plan combined with PPO 1250.

The self-insured program costs are determined through an actuarial analysis of the enrolled population to ascertain required claims needs. Administrative service fees are paid to third party administrators (TPAs) and pharmacy benefit manager (PBM) for administration of medical and pharmacy plans. Payment of claims for self-insured plans is the responsibility of the MCHCP. The Medicare Advantage Plan is fully insured; therefore, all medical claim costs are the responsibility of the contractor while pharmacy claims costs remain the responsibility of MCHCP. MCHCP does not purchase stop loss coverage, but rather self insures against catastrophic claims through the appropriation process. All contracts are awarded through a competitive bid process.

## 3. PROGRAM LISTING (list programs included in this core funding)

Medical plan options for active employees, retirees, and their dependents and an Employee Assistance program for active employees and members of their households. MCHCP additionally offers dental and vision coverage but this coverage is paid 100% by the member with no MCHCP subsidy.

**CORE RECONCILIATION DETAIL**

---

STATE  
MCHCP CONTRIBUTIONS

**5. CORE RECONCILIATION DETAIL**

---

	<b>Budget Class</b>	<b>FTE</b>	<b>GR</b>	<b>Federal</b>	<b>Other</b>	<b>Total</b>	<b>Explanation</b>
<b>TAFP AFTER VETOES</b>	PS	0.00	0	0	465,967,275	465,967,275	
	<b>Total</b>	<b>0.00</b>	<b>0</b>	<b>0</b>	<b>465,967,275</b>	<b>465,967,275</b>	
<b>DEPARTMENT CORE REQUEST</b>	PS	0.00	0	0	465,967,275	465,967,275	
	<b>Total</b>	<b>0.00</b>	<b>0</b>	<b>0</b>	<b>465,967,275</b>	<b>465,967,275</b>	
<b>GOVERNOR'S RECOMMENDED CORE</b>	PS	0.00	0	0	465,967,275	465,967,275	
	<b>Total</b>	<b>0.00</b>	<b>0</b>	<b>0</b>	<b>465,967,275</b>	<b>465,967,275</b>	



**BENEFITS REPORT 9 FY 20 GOVERNOR REC**

**DECISION ITEM SUMMARY**

Budget Unit								
Decision Item	FY 2018	FY 2018	FY 2019	FY 2019	FY 2020	FY 2020	FY 2020	FY 2020
Budget Object Summary	ACTUAL	ACTUAL	BUDGET	BUDGET	DEPT REQ	DEPT REQ	GOV REC	GOV REC
Fund	DOLLAR	FTE	DOLLAR	FTE	DOLLAR	FTE	DOLLAR	FTE
<b>MCHCP CONTRIBUTIONS</b>								
<b>CORE</b>								
PERSONAL SERVICES								
MO CONSOLIDATED HC PLAN BENEFI	400,672,699	0.00	465,967,275	0.00	465,967,275	0.00	465,967,275	0.00
TOTAL - PS	400,672,699	0.00	465,967,275	0.00	465,967,275	0.00	465,967,275	0.00
<b>TOTAL</b>	<b>400,672,699</b>	<b>0.00</b>	<b>465,967,275</b>	<b>0.00</b>	<b>465,967,275</b>	<b>0.00</b>	<b>465,967,275</b>	<b>0.00</b>
<b>MCHCP CTC CONTRIBUTIONS - 1300021</b>								
PERSONAL SERVICES								
MO CONSOLIDATED HC PLAN BENEFI	0	0.00	0	0.00	29,957,580	0.00	20,485,933	0.00
TOTAL - PS	0	0.00	0	0.00	29,957,580	0.00	20,485,933	0.00
<b>TOTAL</b>	<b>0</b>	<b>0.00</b>	<b>0</b>	<b>0.00</b>	<b>29,957,580</b>	<b>0.00</b>	<b>20,485,933</b>	<b>0.00</b>
<b>GRAND TOTAL</b>	<b>\$400,672,699</b>	<b>0.00</b>	<b>\$465,967,275</b>	<b>0.00</b>	<b>\$495,924,855</b>	<b>0.00</b>	<b>\$486,453,208</b>	<b>0.00</b>

**BENEFITS REPORT 10 FY 20 GOVERNOR REC**

**DECISION ITEM DETAIL**

Budget Unit	FY 2018	FY 2018	FY 2019	FY 2019	FY 2020	FY 2020	FY 2020	FY 2020
Decision Item	ACTUAL	ACTUAL	BUDGET	BUDGET	DEPT REQ	DEPT REQ	GOV REC	GOV REC
Budget Object Class	DOLLAR	FTE	DOLLAR	FTE	DOLLAR	FTE	DOLLAR	FTE
<b>MCHCP CONTRIBUTIONS</b>								
<b>CORE</b>								
BENEFITS	400,672,699	0.00	465,967,275	0.00	465,967,275	0.00	465,967,275	0.00
<b>TOTAL - PS</b>	<b>400,672,699</b>	<b>0.00</b>	<b>465,967,275</b>	<b>0.00</b>	<b>465,967,275</b>	<b>0.00</b>	<b>465,967,275</b>	<b>0.00</b>
<b>GRAND TOTAL</b>	<b>\$400,672,699</b>	<b>0.00</b>	<b>\$465,967,275</b>	<b>0.00</b>	<b>\$465,967,275</b>	<b>0.00</b>	<b>\$465,967,275</b>	<b>0.00</b>
GENERAL REVENUE	\$0	0.00	\$0	0.00	\$0	0.00	\$0	0.00
FEDERAL FUNDS	\$0	0.00	\$0	0.00	\$0	0.00	\$0	0.00
OTHER FUNDS	\$400,672,699	0.00	\$465,967,275	0.00	\$465,967,275	0.00	\$465,967,275	0.00

**NEW DECISION ITEM**  
**RANK: \_\_\_\_\_ OF \_\_\_\_\_**

<b>Department - Office of Administration</b>	<b>Budget Unit</b>	32216C
<b>Division - Employee Benefits</b>		
<b>DI Name - MCHCP Cost to Continue Contribution</b>	<b>DI# 1300021</b>	<b>HB Section</b>
		5.495

**1. AMOUNT OF REQUEST**

	FY 2020 Budget Request				E		FY 2020 Governor's Recommendation				E
	GR	Federal	Other	Total			GR	Federal	Other	Total	
PS	0	0	29,957,580	29,957,580		PS	0	0	20,485,933	20,485,933	
EE	0	0	0	0		EE	0	0	0	0	
PSD	0	0	0	0		PSD	0	0	0	0	
TRF	0	0	0	0		TRF	0	0	0	0	
<b>Total</b>	<b>0</b>	<b>0</b>	<b>29,957,580</b>	<b>29,957,580</b>		<b>Total</b>	<b>0</b>	<b>0</b>	<b>20,485,933</b>	<b>20,485,933</b>	
<b>FTE</b>	<b>0.00</b>	<b>0.00</b>	<b>0.00</b>	<b>0.00</b>		<b>FTE</b>	<b>0.00</b>	<b>0.00</b>	<b>0.00</b>	<b>0.00</b>	

<b>Est. Fringe</b>	0	0	0	0
--------------------	---	---	---	---

*Note: Fringes budgeted in House Bill 5 except for certain fringes budgeted directly to MoDOT, Highway Patrol, and Conservation.*

<b>Est. Fringe</b>	0	0	6,242,064	6,242,064
--------------------	---	---	-----------	-----------

*Note: Fringes budgeted in House Bill 5 except for certain fringes budgeted directly to MoDOT, Highway Patrol, and Conservation.*

Other Funds: Missouri Consolidated Health Care Plan Benefit (0765)  
 Notes:

Other Funds: Missouri Consolidated Health Care Plan Benefit (0765)  
 Notes:

**2. THIS REQUEST CAN BE CATEGORIZED AS:**

<input type="checkbox"/> New Legislation	<input type="checkbox"/> New Program	<input type="checkbox"/> Fund Switch
<input type="checkbox"/> Federal Mandate	<input type="checkbox"/> Program Expansion	<input checked="" type="checkbox"/> Cost to Continue
<input type="checkbox"/> GR Pick-Up	<input type="checkbox"/> Space Request	<input type="checkbox"/> Equipment Replacement
<input type="checkbox"/> Pay Plan	<input type="checkbox"/> Other:	

**3. WHY IS THIS FUNDING NEEDED? PROVIDE AN EXPLANATION FOR ITEMS CHECKED IN #2. INCLUDE THE FEDERAL OR STATE STATUTORY OR CONSTITUTIONAL AUTHORIZATION FOR THIS PROGRAM.**

The MCHCP Cost to Continue New Decision Item consists of actuarially-projected self-insured medical, pharmacy and MCHCP costs over the Core as a result of medical and pharmacy trend inherent in health care costs. MCHCP has also projected the depletion of available MCHCP Trust Fund assets used to pay claim costs not fully appropriated through past fiscal year Cost to Continue New Decision Item requests. Without full funding of MCHCP's Core and Cost to Continue Decision Items, increases to member premiums beyond expected levels, changes to benefit design, and/or changes to MCHCP subsidization are likely to occur for Plan Year 2020 (January - December 2020). The Cost to Continue New Decision Item of \$29,957,580 represents a best projection and is subject to revision predicated upon the results of the 2019 Plan Year Open Enrollment, actuarial evaluation of more current and mature claims data, and final approval by the MCHCP Board of Trustees.

**NEW DECISION ITEM**

RANK: \_\_\_\_\_ OF \_\_\_\_\_

<b>Department - Office of Administration</b>	<b>Budget Unit</b> _____
<b>Division - Employee Benefits</b>	32216
<b>DI Name - MCHCP Cost to Continue</b>	<b>DI# 1300021</b>

**4. DESCRIBE THE DETAILED ASSUMPTIONS USED TO DERIVE THE SPECIFIC REQUESTED AMOUNT. (How did you determine that the requested number of FTE were appropriate? From what source or standard did you derive the requested levels of funding? Were alternatives such as outsourcing or automation considered? If based on new legislation, does request tie to TAFP fiscal note? If not, explain why. Detail which portions of the request are one-times and how those amounts were calculated.)**

Significant assumptions in the calculation of the actuarially determined costs of the Plan include:

State Contribution/Premium Assumptions: Significant assumptions in the calculation of the actuarially-projected costs include: 1) Actual premium equivalents for the first half FY2020 costs; and 2) Medical trend rates (active employee and non-Medicare retiree medical at 6.5%, Medicare retiree medical at 0%, and all pharmacy at 13.0%) for the second half FY2020 costs.

Additional assumptions include:

1) Enrollment as of 7/1/2018 (total subscribers of 52,974 and total lives of 95,658 members).

2) No change in medical plan options in CY2020 from options available in CY2019. For CY2019, MCHCP is replacing the PPO 300 and PPO 600 plans with a PPO 750 and PPO 1250 plans for non-Medicare members. Additionally, Medicare members will be enrolled in a hybrid fully-insured Medicare Advantage plan for CY 2019. For purposes of preparing the CY2020 budget, MCHCP made the following enrollment assumptions:

3) No change in MCHCP's subsidy percentages for active employees. MCHCP subsidies for active employees vary by type of plan and coverage tier. The subsidy percentages noted below are for the PPO 1250 plan.

Employee only - 93.5 percent	Employee and five or more children - 92.2 percent
Employee and spouse - 84.3 percent	Employee, spouse and one child - 84.8 percent
Employee and one child - 92.0 percent	Employee, spouse and two children - 85.6 percent
Employee and two children - 91.9 percent	Employee, spouse and three children - 86.2 percent
Employee and three children - 91.8 percent	Employee, spouse and four children - 86.7 percent
Employee and four children - 91.8 percent	Employee, spouse and five or more children - 87.6 percent

4) No change in *Strive for Wellness*<sup>®</sup> incentive participation levels.

5) For Medicare members, MCHCP's subsidy percentage for retirees is 2.5 percent of the base plan premium for each year of service capped at 65 percent. The base plan is the Medicare Advantage Plan. For families with Medicare and non-Medicare family members, the base plan is the Medicare Advantage Plan combined with PPO 1250.

The self-insured program costs are determined through an actuarial analysis of the enrolled population to ascertain required claims needs. Administrative service fees are paid to third party administrators (TPAs) and the pharmacy benefit manager (PBM) for administration of medical and pharmacy plans. Payment of self-insured medical and pharmacy claims is the responsibility of MCHCP. The Medicare Advantage Plan is a hybrid fully insured plan; therefore, all medical claims costs are the responsibility of the contractor while pharmacy claim costs remain the responsibility of MCHCP. MCHCP does not purchase stop loss coverage, but rather self insures against catastrophic claims through the appropriation process. All contracts are awarded through a competitive bid process.

**NEW DECISION ITEM**

RANK: \_\_\_\_\_ OF \_\_\_\_\_

<b>Department - Office of Administration</b>	<b>Budget Unit</b> <u>32216</u>
<b>Division - Employee Benefits</b>	
<b>DI Name - MCHCP Cost to Continue</b>	<b>DI# 1300021</b>

<b>5. BREAK DOWN THE REQUEST BY BUDGET OBJECT CLASS, JOB CLASS, AND FUND SOURCE. IDENTIFY ONE-TIME COSTS.</b>										
Budget Object Class/Job Class	GR DOLLAR S	Dept Req GR FTE	Dept Req FED DOLLARS	Dept Req FED FTE	Dept Req OTHER DOLLARS	Dept Req OTHER FTE	Dept Req TOTAL DOLLARS	Dept Req TOTAL FTE	Dept Req One-Time DOLLARS	E
<b>120-BENEFITS</b>					29,957,580		29,957,580	0.0		
							0	0.0		
<b>Total PS</b>	<u>0</u>	<u>0.0</u>	<u>0</u>	<u>0.0</u>	<u>29,957,580</u>	<u>0.0</u>	<u>29,957,580</u>	<u>0.0</u>	<u>0</u>	
							0			
							0			
<b>Total EE</b>	<u>0</u>		<u>0</u>		<u>0</u>		<u>0</u>		<u>0</u>	
Program Distributions							0			
<b>Total PSD</b>	<u>0</u>		<u>0</u>		<u>0</u>		<u>0</u>		<u>0</u>	
Transfers							0			
<b>Total TRF</b>	<u>0</u>		<u>0</u>		<u>0</u>		<u>0</u>		<u>0</u>	
<b>Grand Total</b>	<u>0</u>	<u>0.0</u>	<u>0</u>	<u>0.0</u>	<u>29,957,580</u>	<u>0.0</u>	<u>29,957,580</u>	<u>0.0</u>	<u>0</u>	

Budget Object Class/Job Class	Gov Rec GR DOLLAR S	Gov Rec GR FTE	Gov Rec FED DOLLARS	Gov Rec FED FTE	Gov Rec OTHER DOLLARS	Gov Rec OTHER FTE	Gov Rec TOTAL DOLLARS	Gov Rec TOTAL FTE	Gov Rec One-Time DOLLARS	E
<b>120-BENEFITS</b>					20,485,933		20,485,933	0.0		
							0	0.0		
<b>Total PS</b>	<u>0</u>	<u>0.0</u>	<u>0</u>	<u>0.0</u>	<u>20,485,933</u>	<u>0.0</u>	<u>20,485,933</u>	<u>0.0</u>	<u>0</u>	
							0			
							0			
<b>Total EE</b>	<u>0</u>		<u>0</u>		<u>0</u>		<u>0</u>		<u>0</u>	
Program Distributions							0			
<b>Total PSD</b>	<u>0</u>		<u>0</u>		<u>0</u>		<u>0</u>		<u>0</u>	
Transfers							0			
<b>Total TRF</b>	<u>0</u>		<u>0</u>		<u>0</u>		<u>0</u>		<u>0</u>	
<b>Grand Total</b>	<u>0</u>	<u>0.0</u>	<u>0</u>	<u>0.0</u>	<u>20,485,933</u>	<u>0.0</u>	<u>20,485,933</u>	<u>0.0</u>	<u>0</u>	

**NEW DECISION ITEM**

RANK: \_\_\_\_\_ OF \_\_\_\_\_

<b>Department - Office of Administration</b>	<b>Budget Unit</b> <u>32216</u>
<b>Division - Employee Benefits</b>	
<b>DI Name - MCHCP Cost to Continue</b>	<b>DI# 1300021</b>

**6. PERFORMANCE MEASURES (If new decision item has an associated core, separately identify projected performance with & without**

**6a. Provide an activity measure(s) for the program.**

**6b. Provide a measure(s) of the program's quality.**

**Member Count by Relationship**

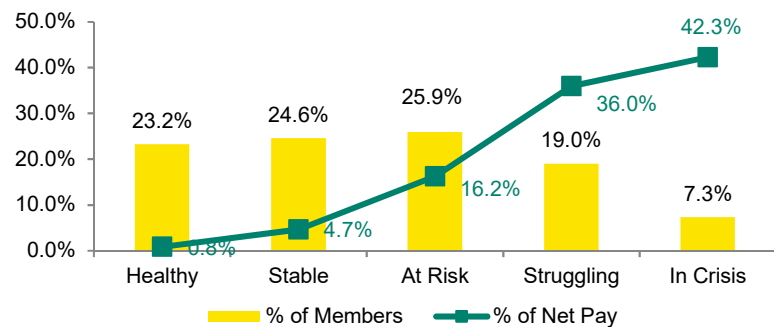
	CY2016	CY2017	% Change
Members	95,432	95,361	-0.1%
<i>Subscriber</i>	53,222	53,182	-0.1%
<i>Spouse</i>	12,424	12,774	2.8%
<i>Child</i>	29,784	29,407	-1.3%
Family Size Average	1.79	1.79	0.0%
Average Age of Member	40.5	40.7	0.7%
<i>Subscribers</i>	52.0	52.2	0.3%
<i>Spouses</i>	55.8	55.9	0.2%
<i>Child</i>	13.4	13.4	0.5%

MCHCP surveyed Open Enrollment participants during the 2017 Open Enrollment period and 97% of respondents reported they were either extremely satisfied with their Open Enrollment experience, up from 96% in 2016. In addition, 96% responded positively regarding the ease of the online enrollment process, up from 95% in 2016.

**6c. Provide a measure(s) of the program's impact.**

**6d. Provide a measure(s) of the program's efficiency.**

**Risk Band Profiles**



The healthiest 23.2% of the population accounts for 0.8% of the total cost.  
 The least healthy 7.3% of the population accounts for 42.3% of the total cost.

**Net Pay PMPY Med & Rx by Plan**

	CY2016	CY2017	% Change	
UMR PPO 600	\$5,865	\$6,427	9.6%	↓
UMR PPO 300	\$6,557	\$6,676	1.8%	↓
Aetna PPO 600	\$5,665	\$6,391	12.8%	↓
Aetna PPO 300	\$5,761	\$6,891	19.6%	↓
UMR HSA	\$2,180	\$2,683	23.0%	↓
Aetna HSA	\$2,905	\$2,776	-4.4%	↑
<b>Total</b>	<b>\$5,747</b>	<b>\$6,178</b>	<b>7.5%</b>	<b>↓</b>

**NEW DECISION ITEM**

**RANK:** \_\_\_\_\_ **OF** \_\_\_\_\_

<b>Department - Office of Administration</b>	<b>Budget Unit</b> <u>32216</u>
<b>Division - Employee Benefits</b>	
<b>DI Name - MCHCP Cost to Continue</b>	<b>DI# 1300021</b>

**7. STRATEGIES TO ACHIEVE THE PERFORMANCE MEASUREMENT TARGETS:**

MCHCP has contracts in place for case management of high cost claimants in an effort to ensure those members in health care crisis are managed appropriately and are provided care in a cost-effective manner. In addition, MCHCP's contracts with TPAs that emphasize network discounts and has performance guarantees to encourage valuable provider discounts. MCHCP contracts with a PBM to ensure the use of generics is valued over brand name drugs where cost effective. As a result MCHCP has a higher generic efficiency rate than many of its peers. MCHCP, through its use of dedicated data analytics and actuarial analysis, reviews and updates strategies to achieve competitive outcomes for the population served. This analysis provides input into reviews of benefit plan design, employee health behavior modification, and cost containment opportunities. MCHCP has maximized electronic enrollment processes to ensure employees and retirees can make informed enrollment decisions quickly and easily.

**BENEFITS REPORT 10 FY 20 GOVERNOR REC**

**DECISION ITEM DETAIL**

Budget Unit	FY 2018	FY 2018	FY 2019	FY 2019	FY 2020	FY 2020	FY 2020	FY 2020
Decision Item	ACTUAL	ACTUAL	BUDGET	BUDGET	DEPT REQ	DEPT REQ	GOV REC	GOV REC
Budget Object Class	DOLLAR	FTE	DOLLAR	FTE	DOLLAR	FTE	DOLLAR	FTE
<b>MCHCP CONTRIBUTIONS</b>								
<b>MCHCP CTC CONTRIBUTIONS - 1300021</b>								
BENEFITS	0	0.00	0	0.00	29,957,580	0.00	20,485,933	0.00
<b>TOTAL - PS</b>	<b>0</b>	<b>0.00</b>	<b>0</b>	<b>0.00</b>	<b>29,957,580</b>	<b>0.00</b>	<b>20,485,933</b>	<b>0.00</b>
<b>GRAND TOTAL</b>	<b>\$0</b>	<b>0.00</b>	<b>\$0</b>	<b>0.00</b>	<b>\$29,957,580</b>	<b>0.00</b>	<b>\$20,485,933</b>	<b>0.00</b>
GENERAL REVENUE	\$0	0.00	\$0	0.00	\$0	0.00	\$0	0.00
FEDERAL FUNDS	\$0	0.00	\$0	0.00	\$0	0.00	\$0	0.00
OTHER FUNDS	\$0	0.00	\$0	0.00	\$29,957,580	0.00	\$20,485,933	0.00





**CORE DECISION ITEM**

<b>Department</b>	Office of Administration	<b>Budget Unit</b>	32225
<b>Division</b>	Employee Benefits		
<b>Core</b>	Refund - Deductions Withheld In Error	<b>HB Section</b>	5.500

**1. CORE FINANCIAL SUMMARY**

	FY 2020 Budget Request						FY 2020 Governor's Recommendation				
	GR	Federal	Other	Total	E		GR	Federal	Other	Total	E
PS	0	0	0	0		PS	0	0	0	0	
EE	0	0	0	0		EE	0	0	0	0	
PSD	36,000	0	0	36,000		PSD	36,000	0	0	36,000	
TRF	0	0	0	0		TRF	0	0	0	0	
<b>Total</b>	<b>36,000</b>	<b>0</b>	<b>0</b>	<b>36,000</b>		<b>Total</b>	<b>36,000</b>	<b>0</b>	<b>0</b>	<b>36,000</b>	
<b>FTE</b>	<b>0.00</b>	<b>0.00</b>	<b>0.00</b>	<b>0.00</b>		<b>FTE</b>	<b>0.00</b>	<b>0.00</b>	<b>0.00</b>	<b>0.00</b>	
<b>Est. Fringe</b>	<b>0</b>	<b>0</b>	<b>0</b>	<b>0</b>		<b>Est. Fringe</b>	<b>0</b>	<b>0</b>	<b>0</b>	<b>0</b>	
<i>Note: Fringes budgeted in House Bill 5 except for certain fringes budgeted directly to MoDOT, Highway Patrol, and Conservation.</i>						<i>Note: Fringes budgeted in House Bill 5 except for certain fringes budgeted directly to MoDOT, Highway Patrol, and Conservation.</i>					
Other Funds:						Other Funds:					

**2. CORE DESCRIPTION**

Core funding to refund employee deductions withheld in error.

**3. PROGRAM LISTING (list programs included in this core funding)**

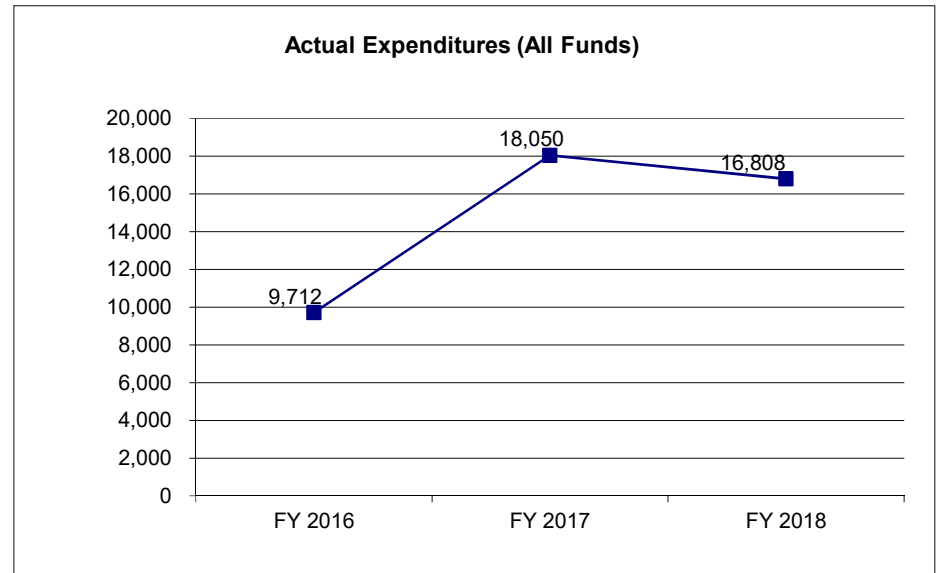
N/A

**CORE DECISION ITEM**

<b>Department</b>	Office of Administration	<b>Budget Unit</b>	32225
<b>Division</b>	Employee Benefits		
<b>Core</b>	Refund - Deductions Withheld In Error	<b>HB Section</b>	5.500

**4. FINANCIAL HISTORY**

	<b>FY 2016 Actual</b>	<b>FY 2017 Actual</b>	<b>FY 2018 Actual</b>	<b>FY 2019 Current Yr.</b>
Appropriation (All Funds)	36,000	36,000	36,000	36,000
Less Reverted (All Funds)	0	0	0	N/A
Less Restricted (All Funds)*	0	0	0	N/A
Budget Authority (All Funds)	36,000	36,000	36,000	N/A
Actual Expenditures (All Funds)	9,712	18,050	16,808	N/A
Unexpended (All Funds)	26,288	17,950	19,192	N/A
Unexpended, by Fund:				
General Revenue	26,288	17,950	19,192	N/A
Federal	0	0	0	N/A
Other	0	0	0	N/A



Reverted includes the statutory three-percent reserve amount (when applicable).

Restricted includes any Governor's Expenditure Restrictions which remained at the end of the fiscal year (when applicable).

**NOTES:**

(1) In FY 18 the "E" was removed.

**CORE RECONCILIATION DETAIL**

---

**STATE  
REFUND-DEDUCTIONS W/H IN ERROR**

**5. CORE RECONCILIATION DETAIL**

---

	<b>Budget Class</b>	<b>FTE</b>	<b>GR</b>	<b>Federal</b>	<b>Other</b>	<b>Total</b>	<b>Explanation</b>
<b>TAFP AFTER VETOES</b>							
	PD	0.00	36,000	0	0	36,000	
	<b>Total</b>	<b>0.00</b>	<b>36,000</b>	<b>0</b>	<b>0</b>	<b>36,000</b>	
<b>DEPARTMENT CORE REQUEST</b>							
	PD	0.00	36,000	0	0	36,000	
	<b>Total</b>	<b>0.00</b>	<b>36,000</b>	<b>0</b>	<b>0</b>	<b>36,000</b>	
<b>GOVERNOR'S RECOMMENDED CORE</b>							
	PD	0.00	36,000	0	0	36,000	
	<b>Total</b>	<b>0.00</b>	<b>36,000</b>	<b>0</b>	<b>0</b>	<b>36,000</b>	

**BENEFITS REPORT 9 FY 20 GOVERNOR REC**

**DECISION ITEM SUMMARY**

<b>Budget Unit</b>								
<b>Decision Item</b>	<b>FY 2018</b>	<b>FY 2018</b>	<b>FY 2019</b>	<b>FY 2019</b>	<b>FY 2020</b>	<b>FY 2020</b>	<b>FY 2020</b>	<b>FY 2020</b>
<b>Budget Object Summary</b>	<b>ACTUAL</b>	<b>ACTUAL</b>	<b>BUDGET</b>	<b>BUDGET</b>	<b>DEPT REQ</b>	<b>DEPT REQ</b>	<b>GOV REC</b>	<b>GOV REC</b>
<b>Fund</b>	<b>DOLLAR</b>	<b>FTE</b>	<b>DOLLAR</b>	<b>FTE</b>	<b>DOLLAR</b>	<b>FTE</b>	<b>DOLLAR</b>	<b>FTE</b>
<b>REFUND-DEDUCTIONS W/H IN ERROR</b>								
<b>CORE</b>								
PROGRAM-SPECIFIC								
GENERAL REVENUE	16,807	0.00	36,000	0.00	36,000	0.00	36,000	0.00
TOTAL - PD	16,807	0.00	36,000	0.00	36,000	0.00	36,000	0.00
<b>TOTAL</b>	<b>16,807</b>	<b>0.00</b>	<b>36,000</b>	<b>0.00</b>	<b>36,000</b>	<b>0.00</b>	<b>36,000</b>	<b>0.00</b>
<b>GRAND TOTAL</b>	<b>\$16,807</b>	<b>0.00</b>	<b>\$36,000</b>	<b>0.00</b>	<b>\$36,000</b>	<b>0.00</b>	<b>\$36,000</b>	<b>0.00</b>

**BENEFITS REPORT 10 FY 20 GOVERNOR REC**

**DECISION ITEM DETAIL**

Budget Unit	FY 2018	FY 2018	FY 2019	FY 2019	FY 2020	FY 2020	FY 2020	FY 2020
Decision Item	ACTUAL	ACTUAL	BUDGET	BUDGET	DEPT REQ	DEPT REQ	GOV REC	GOV REC
Budget Object Class	DOLLAR	FTE	DOLLAR	FTE	DOLLAR	FTE	DOLLAR	FTE
<b>REFUND-DEDUCTIONS W/H IN ERROR</b>								
<b>CORE</b>								
REFUNDS	16,807	0.00	36,000	0.00	36,000	0.00	36,000	0.00
<b>TOTAL - PD</b>	<b>16,807</b>	<b>0.00</b>	<b>36,000</b>	<b>0.00</b>	<b>36,000</b>	<b>0.00</b>	<b>36,000</b>	<b>0.00</b>
<b>GRAND TOTAL</b>	<b>\$16,807</b>	<b>0.00</b>	<b>\$36,000</b>	<b>0.00</b>	<b>\$36,000</b>	<b>0.00</b>	<b>\$36,000</b>	<b>0.00</b>
GENERAL REVENUE	\$16,807	0.00	\$36,000	0.00	\$36,000	0.00	\$36,000	0.00
FEDERAL FUNDS	\$0	0.00	\$0	0.00	\$0	0.00	\$0	0.00
OTHER FUNDS	\$0	0.00	\$0	0.00	\$0	0.00	\$0	0.00



**CORE DECISION ITEM**

<b>Department</b>	Office of Administration	<b>Budget Unit</b>	32230
<b>Division</b>	Employee Benefits		
<b>Core</b>	Voluntary Life Insurance	<b>HB Section</b>	5.505

**1. CORE FINANCIAL SUMMARY**

	FY 2020 Budget Request				E		FY 2020 Governor's Recommendation			
	GR	Federal	Other	Total			GR	Federal	Other	Total
PS	0	0	3,900,000	3,900,000		PS	0	0	3,900,000	3,900,000
EE	0	0	0	0		EE	0	0	0	0
PSD	0	0	0	0		PSD	0	0	0	0
TRF	0	0	0	0		TRF	0	0	0	0
<b>Total</b>	<b>0</b>	<b>0</b>	<b>3,900,000</b>	<b>3,900,000</b>		<b>Total</b>	<b>0</b>	<b>0</b>	<b>3,900,000</b>	<b>3,900,000</b>
<b>FTE</b>	<b>0.00</b>	<b>0.00</b>	<b>0.00</b>	<b>0.00</b>		<b>FTE</b>	<b>0.00</b>	<b>0.00</b>	<b>0.00</b>	<b>0.00</b>

<b>Est. Fringe</b>	0	0	0	0
--------------------	---	---	---	---

*Note: Fringes budgeted in House Bill 5 except for certain fringes budgeted directly to MoDOT, Highway Patrol, and Conservation.*

<b>Est. Fringe</b>	0	0	0	0
--------------------	---	---	---	---

*Note: Fringes budgeted in House Bill 5 except for certain fringes budgeted directly to MoDOT, Highway Patrol, and Conservation.*

Other Funds: Missouri State Employees Voluntary Life Insurance Fund (0910)

Other Funds: Missouri State Employees Voluntary Life Insurance Fund (0910)

**2. CORE DESCRIPTION**

Office of administration administers a voluntary life insurance plan for the employees of the state of Missouri. This request is the core funding for payment to the life insurance company for payroll deductions deposited to the Missouri State Employees Voluntary Life Insurance Fund, per Section 105.1006, RSMo. Participating employees authorize deductions be made from their wages for the purpose of participation in such plan.

All such insurance plans or policies to be offered pursuant to this plan shall have been reviewed and selected based on a competitive bidding process as established by such specifications and considerations as are deemed appropriate. The bid shall include the costs of administration incurred by the Office of Administration in implementing sections 105.1000 to 105.1020, RSMo, which shall be borne by the successful bidder.

**3. PROGRAM LISTING (list programs included in this core funding)**

N/A

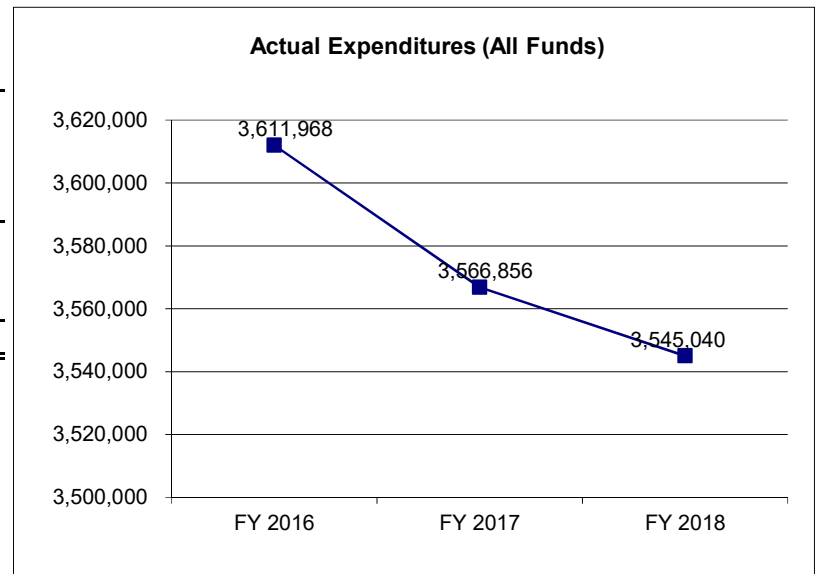


**CORE DECISION ITEM**

<b>Department</b>	Office of Administration	<b>Budget Unit</b>	32230
<b>Division</b>	Employee Benefits		
<b>Core</b>	Voluntary Life Insurance	<b>HB Section</b>	5.505

**4. FINANCIAL HISTORY**

	<b>FY 2016 Actual</b>	<b>FY 2017 Actual</b>	<b>FY 2018 Actual</b>	<b>FY 2019 Current Yr.</b>
Appropriation (All Funds)	3,900,000	3,900,000	3,900,000	3,900,000
Less Reverted (All Funds)	0	0	0	N/A
Less Restricted (All Funds)*	0	0	0	N/A
Budget Authority (All Funds)	3,900,000	3,900,000	3,900,000	N/A
Actual Expenditures (All Funds)	3,611,968	3,566,856	3,545,040	N/A
Unexpended (All Funds)	288,032	333,144	354,960	N/A
Unexpended, by Fund:				
General Revenue	0	0	0	N/A
Federal	0	0	0	N/A
Other	288,032	333,144	354,960	N/A



Reverted includes the statutory three-percent reserve amount (when applicable).

Restricted includes any Governor's Expenditure Restrictions which remained at the end of the fiscal year (when applicable).

**NOTES:**

(1) In FY18 the "E" was removed.

**CORE RECONCILIATION DETAIL**

---

**STATE  
VOLUNTARY LIFE INSURANCE**

**5. CORE RECONCILIATION DETAIL**

---

	<b>Budget Class</b>	<b>FTE</b>	<b>GR</b>	<b>Federal</b>	<b>Other</b>	<b>Total</b>	<b>Explanation</b>
<b>TAFP AFTER VETOES</b>							
	PS	0.00	0	0	3,900,000	3,900,000	
	<b>Total</b>	<b>0.00</b>	<b>0</b>	<b>0</b>	<b>3,900,000</b>	<b>3,900,000</b>	
<b>DEPARTMENT CORE REQUEST</b>							
	PS	0.00	0	0	3,900,000	3,900,000	
	<b>Total</b>	<b>0.00</b>	<b>0</b>	<b>0</b>	<b>3,900,000</b>	<b>3,900,000</b>	
<b>GOVERNOR'S RECOMMENDED CORE</b>							
	PS	0.00	0	0	3,900,000	3,900,000	
	<b>Total</b>	<b>0.00</b>	<b>0</b>	<b>0</b>	<b>3,900,000</b>	<b>3,900,000</b>	

**BENEFITS REPORT 9 FY 20 GOVERNOR REC**

**DECISION ITEM SUMMARY**

<b>Budget Unit</b>								
<b>Decision Item</b>	<b>FY 2018</b>	<b>FY 2018</b>	<b>FY 2019</b>	<b>FY 2019</b>	<b>FY 2020</b>	<b>FY 2020</b>	<b>FY 2020</b>	<b>FY 2020</b>
<b>Budget Object Summary</b>	<b>ACTUAL</b>	<b>ACTUAL</b>	<b>BUDGET</b>	<b>BUDGET</b>	<b>DEPT REQ</b>	<b>DEPT REQ</b>	<b>GOV REC</b>	<b>GOV REC</b>
<b>Fund</b>	<b>DOLLAR</b>	<b>FTE</b>	<b>DOLLAR</b>	<b>FTE</b>	<b>DOLLAR</b>	<b>FTE</b>	<b>DOLLAR</b>	<b>FTE</b>
<b>VOLUNTARY LIFE INSURANCE</b>								
<b>CORE</b>								
PERSONAL SERVICES								
STATE EMP VOLUNTARY LIFE INSUR	3,545,040	0.00	3,900,000	0.00	3,900,000	0.00	3,900,000	0.00
TOTAL - PS	3,545,040	0.00	3,900,000	0.00	3,900,000	0.00	3,900,000	0.00
<b>TOTAL</b>	<b>3,545,040</b>	<b>0.00</b>	<b>3,900,000</b>	<b>0.00</b>	<b>3,900,000</b>	<b>0.00</b>	<b>3,900,000</b>	<b>0.00</b>
<b>GRAND TOTAL</b>	<b>\$3,545,040</b>	<b>0.00</b>	<b>\$3,900,000</b>	<b>0.00</b>	<b>\$3,900,000</b>	<b>0.00</b>	<b>\$3,900,000</b>	<b>0.00</b>

**BENEFITS REPORT 10 FY 20 GOVERNOR REC**

**DECISION ITEM DETAIL**

Budget Unit	FY 2018	FY 2018	FY 2019	FY 2019	FY 2020	FY 2020	FY 2020	FY 2020
Decision Item	ACTUAL	ACTUAL	BUDGET	BUDGET	DEPT REQ	DEPT REQ	GOV REC	GOV REC
Budget Object Class	DOLLAR	FTE	DOLLAR	FTE	DOLLAR	FTE	DOLLAR	FTE
<b>VOLUNTARY LIFE INSURANCE</b>								
<b>CORE</b>								
BENEFITS	3,545,040	0.00	3,900,000	0.00	3,900,000	0.00	3,900,000	0.00
<b>TOTAL - PS</b>	<b>3,545,040</b>	<b>0.00</b>	<b>3,900,000</b>	<b>0.00</b>	<b>3,900,000</b>	<b>0.00</b>	<b>3,900,000</b>	<b>0.00</b>
<b>GRAND TOTAL</b>	<b>\$3,545,040</b>	<b>0.00</b>	<b>\$3,900,000</b>	<b>0.00</b>	<b>\$3,900,000</b>	<b>0.00</b>	<b>\$3,900,000</b>	<b>0.00</b>
GENERAL REVENUE	\$0	0.00	\$0	0.00	\$0	0.00	\$0	0.00
FEDERAL FUNDS	\$0	0.00	\$0	0.00	\$0	0.00	\$0	0.00
OTHER FUNDS	\$3,545,040	0.00	\$3,900,000	0.00	\$3,900,000	0.00	\$3,900,000	0.00



**CORE DECISION ITEM**

<b>Department</b>	Office of Administration	<b>Budget Unit</b>	32498
<b>Division</b>	Employee Benefits		
<b>Core</b>	Cafeteria Plan Contingency	<b>HB Section</b>	5.510

**1. CORE FINANCIAL SUMMARY**

	FY 2020 Budget Request						FY 2020 Governor's Recommendation				
	GR	Federal	Other	Total	E		GR	Federal	Other	Total	E
PS	1	0	0	1		PS	1	0	0	1	
EE	0	0	0	0		EE	0	0	0	0	
PSD	0	0	0	0		PSD	0	0	0	0	
TRF	0	0	0	0		TRF	0	0	0	0	
<b>Total</b>	<b>1</b>	<b>0</b>	<b>0</b>	<b>1</b>		<b>Total</b>	<b>1</b>	<b>0</b>	<b>0</b>	<b>1</b>	
<b>FTE</b>	<b>0.00</b>	<b>0.00</b>	<b>0.00</b>	<b>0.00</b>		<b>FTE</b>	<b>0.00</b>	<b>0.00</b>	<b>0.00</b>	<b>0.00</b>	

<b>Est. Fringe</b>	0	0	0	0
--------------------	---	---	---	---

*Note: Fringes budgeted in House Bill 5 except for certain fringes budgeted directly to MoDOT, Highway Patrol, and Conservation.*

<b>Est. Fringe</b>	0	0	0	0
--------------------	---	---	---	---

*Note: Fringes budgeted in House Bill 5 except for certain fringes budgeted directly to MoDOT, Highway Patrol, and Conservation.*

Other Funds:

Other Funds:

**2. CORE DESCRIPTION**

Core funding to provide sufficient monies to reimburse participants in flexible medical cafeteria plan accounts early in the calendar year, per IRS regulations, from general revenue. Monies are repaid later in the calendar year. Since the state has moved to a twice-a-month payroll, the use of this appropriation has decreased. However, it is necessary to maintain compliance with IRS regulations.

**3. PROGRAM LISTING (list programs included in this core funding)**

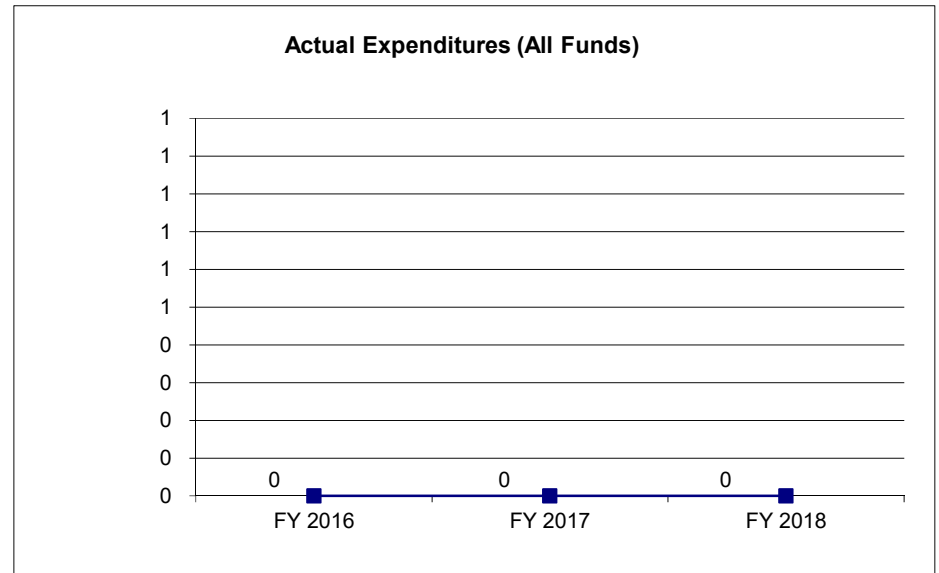
N/A

**CORE DECISION ITEM**

<b>Department</b>	Office of Administration	<b>Budget Unit</b>	32498
<b>Division</b>	Employee Benefits		
<b>Core</b>	Cafeteria Plan Contingency	<b>HB Section</b>	5.510

**4. FINANCIAL HISTORY**

	<b>FY 2016 Actual</b>	<b>FY 2017 Actual</b>	<b>FY 2018 Actual</b>	<b>FY 2019 Current Yr.</b>
Appropriation (All Funds)	1	1	1	1
Less Reverted (All Funds)	0	0	0	N/A
Less Restricted (All Funds)*	0	0	0	N/A
Budget Authority (All Funds)	1	1	1	N/A
Actual Expenditures (All Funds)	0	0	0	N/A
Unexpended (All Funds)	1	1	1	N/A
Unexpended, by Fund:				
General Revenue	1	1	1	N/A
Federal	0	0	0	N/A
Other	0	0	0	N/A



Reverted includes the statutory three-percent reserve amount (when applicable).

Restricted includes any Governor's Expenditure Restrictions which remained at the end of the fiscal year (when applicable).

**NOTES:**

**CORE RECONCILIATION DETAIL**

---

**STATE  
CAFETERIA PLAN TRANSFER**

---

**5. CORE RECONCILIATION DETAIL**

---

	<b>Budget Class</b>	<b>FTE</b>	<b>GR</b>	<b>Federal</b>	<b>Other</b>	<b>Total</b>	<b>Explanation</b>
<b>TAFP AFTER VETOES</b>							
	PS	0.00	1	0	0	1	
	<b>Total</b>	<b>0.00</b>	<b>1</b>	<b>0</b>	<b>0</b>	<b>1</b>	
<b>DEPARTMENT CORE REQUEST</b>							
	PS	0.00	1	0	0	1	
	<b>Total</b>	<b>0.00</b>	<b>1</b>	<b>0</b>	<b>0</b>	<b>1</b>	
<b>GOVERNOR'S RECOMMENDED CORE</b>							
	PS	0.00	1	0	0	1	
	<b>Total</b>	<b>0.00</b>	<b>1</b>	<b>0</b>	<b>0</b>	<b>1</b>	



**BENEFITS REPORT 9 FY 20 GOVERNOR REC**

**DECISION ITEM SUMMARY**

Budget Unit								
Decision Item	FY 2018	FY 2018	FY 2019	FY 2019	FY 2020	FY 2020	FY 2020	FY 2020
Budget Object Summary	ACTUAL	ACTUAL	BUDGET	BUDGET	DEPT REQ	DEPT REQ	GOV REC	GOV REC
Fund	DOLLAR	FTE	DOLLAR	FTE	DOLLAR	FTE	DOLLAR	FTE
<b>CAFETERIA PLAN TRANSFER</b>								
<b>CORE</b>								
PERSONAL SERVICES								
GENERAL REVENUE	0	0.00	1	0.00	1	0.00	1	0.00
TOTAL - PS	0	0.00	1	0.00	1	0.00	1	0.00
<b>TOTAL</b>	<b>0</b>	<b>0.00</b>	<b>1</b>	<b>0.00</b>	<b>1</b>	<b>0.00</b>	<b>1</b>	<b>0.00</b>
<b>GRAND TOTAL</b>	<b>\$0</b>	<b>0.00</b>	<b>\$1</b>	<b>0.00</b>	<b>\$1</b>	<b>0.00</b>	<b>\$1</b>	<b>0.00</b>

**BENEFITS REPORT 10 FY 20 GOVERNOR REC**

**DECISION ITEM DETAIL**

Budget Unit	FY 2018	FY 2018	FY 2019	FY 2019	FY 2020	FY 2020	FY 2020	FY 2020
Decision Item	ACTUAL	ACTUAL	BUDGET	BUDGET	DEPT REQ	DEPT REQ	GOV REC	GOV REC
Budget Object Class	DOLLAR	FTE	DOLLAR	FTE	DOLLAR	FTE	DOLLAR	FTE
<b>CAFETERIA PLAN TRANSFER</b>								
<b>CORE</b>								
BENEFITS	0	0.00	1	0.00	1	0.00	1	0.00
<b>TOTAL - PS</b>	<b>0</b>	<b>0.00</b>	<b>1</b>	<b>0.00</b>	<b>1</b>	<b>0.00</b>	<b>1</b>	<b>0.00</b>
<b>GRAND TOTAL</b>	<b>\$0</b>	<b>0.00</b>	<b>\$1</b>	<b>0.00</b>	<b>\$1</b>	<b>0.00</b>	<b>\$1</b>	<b>0.00</b>
GENERAL REVENUE	\$0	0.00	\$1	0.00	\$1	0.00	\$1	0.00
FEDERAL FUNDS	\$0	0.00	\$0	0.00	\$0	0.00	\$0	0.00
OTHER FUNDS	\$0	0.00	\$0	0.00	\$0	0.00	\$0	0.00



**CORE DECISION ITEM**

<b>Department</b>	Office of Administration	<b>Budget Unit</b>	32457
<b>Division</b>	Employee Benefits		
<b>Core</b>	HR Contingency	<b>HB Section</b>	5.515

**1. CORE FINANCIAL SUMMARY**

	FY 2020 Budget Request						FY 2020 Governor's Recommendation				
	GR	Federal	Other	Total	E		GR	Federal	Other	Total	E
PS	36,000	0	0	36,000		PS	36,000	0	0	36,000	
EE	0	0	0	0		EE	0	0	0	0	
PSD	0	0	0	0		PSD	0	0	0	0	
TRF	0	0	0	0		TRF	0	0	0	0	
<b>Total</b>	<b>36,000</b>	<b>0</b>	<b>0</b>	<b>36,000</b>		<b>Total</b>	<b>36,000</b>	<b>0</b>	<b>0</b>	<b>36,000</b>	
<b>FTE</b>	<b>0.00</b>	<b>0.00</b>	<b>0.00</b>	<b>0.00</b>		<b>FTE</b>	<b>0.00</b>	<b>0.00</b>	<b>0.00</b>	<b>0.00</b>	

<b>Est. Fringe</b>	0	0	0	0
--------------------	---	---	---	---

*Note: Fringes budgeted in House Bill 5 except for certain fringes budgeted directly to MoDOT, Highway Patrol, and Conservation.*

<b>Est. Fringe</b>	0	0	0	0
--------------------	---	---	---	---

*Note: Fringes budgeted in House Bill 5 except for certain fringes budgeted directly to MoDOT, Highway Patrol, and Conservation.*

Other Funds: \_\_\_\_\_

**2. CORE DESCRIPTION**

This is a request for an appropriation from general revenue to ensure that payroll checks submitted for payment against accounts with temporary allotment or fund cash flow problems, can be generated within the time constraints of pay-period processing. This contingency fund appropriation will provide a temporary account to fund the payroll, which will then be restored when the payment is corrected back to the account originally charged, or to a corrected account number.

**3. PROGRAM LISTING (list programs included in this core funding)**

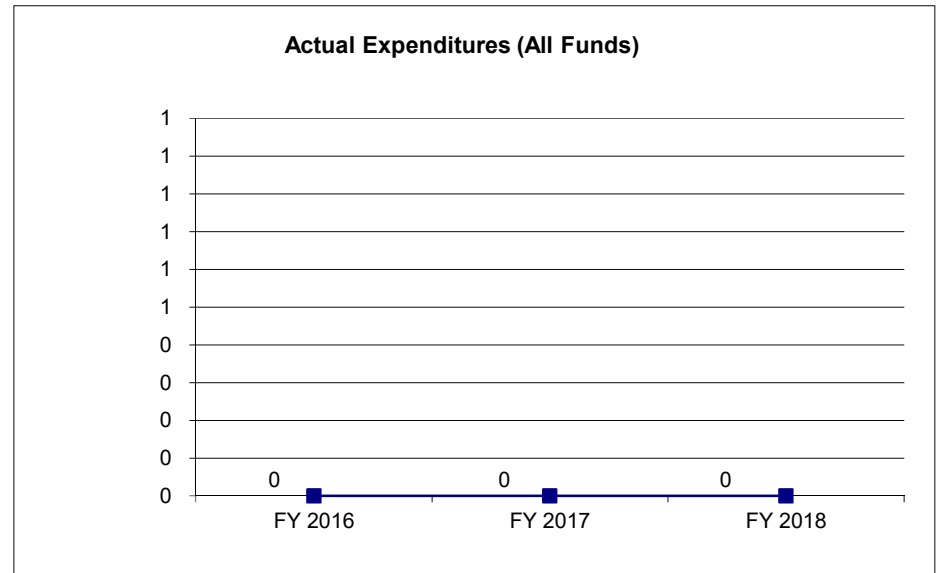
N/A

**CORE DECISION ITEM**

<b>Department</b>	Office of Administration	<b>Budget Unit</b>	32457
<b>Division</b>	Employee Benefits		
<b>Core</b>	HR Contingency	<b>HB Section</b>	5.515

**4. FINANCIAL HISTORY**

	<b>FY 2016 Actual</b>	<b>FY 2017 Actual</b>	<b>FY 2018 Actual</b>	<b>FY 2019 Current Yr.</b>
Appropriation (All Funds)	36,000	36,000	36,000	36,000
Less Reverted (All Funds)	0	0	0	0
Less Restricted (All Funds)*	0	0	0	N/A
Budget Authority (All Funds)	36,000	36,000	36,000	N/A
Actual Expenditures (All Funds)	0	0	0	N/A
Unexpended (All Funds)	36,000	36,000	36,000	N/A
Unexpended, by Fund:				
General Revenue	36,000	36,000	36,000	N/A
Federal	0	0	0	N/A
Other	0	0	0	N/A



Reverted includes the statutory three-percent reserve amount (when applicable).

Restricted includes any Governor's Expenditure Restrictions which remained at the end of the fiscal year (when applicable).

**NOTES:**

**CORE RECONCILIATION DETAIL**

---

STATE  
HR CONTINGENCY

**5. CORE RECONCILIATION DETAIL**

---

	<b>Budget Class</b>	<b>FTE</b>	<b>GR</b>	<b>Federal</b>	<b>Other</b>	<b>Total</b>	<b>Explanation</b>
<b>TAFP AFTER VETOES</b>	PS	0.00	36,000	0	0	36,000	
	<b>Total</b>	<b>0.00</b>	<b>36,000</b>	<b>0</b>	<b>0</b>	<b>36,000</b>	
<b>DEPARTMENT CORE REQUEST</b>	PS	0.00	36,000	0	0	36,000	
	<b>Total</b>	<b>0.00</b>	<b>36,000</b>	<b>0</b>	<b>0</b>	<b>36,000</b>	
<b>GOVERNOR'S RECOMMENDED CORE</b>	PS	0.00	36,000	0	0	36,000	
	<b>Total</b>	<b>0.00</b>	<b>36,000</b>	<b>0</b>	<b>0</b>	<b>36,000</b>	

**BENEFITS REPORT 9 FY 20 GOVERNOR REC**

**DECISION ITEM SUMMARY**

Budget Unit								
Decision Item	FY 2018	FY 2018	FY 2019	FY 2019	FY 2020	FY 2020	FY 2020	FY 2020
Budget Object Summary	ACTUAL	ACTUAL	BUDGET	BUDGET	DEPT REQ	DEPT REQ	GOV REC	GOV REC
Fund	DOLLAR	FTE	DOLLAR	FTE	DOLLAR	FTE	DOLLAR	FTE
<b>HR CONTINGENCY</b>								
<b>CORE</b>								
PERSONAL SERVICES								
GENERAL REVENUE	0	0.00	36,000	0.00	36,000	0.00	36,000	0.00
TOTAL - PS	0	0.00	36,000	0.00	36,000	0.00	36,000	0.00
<b>TOTAL</b>	<b>0</b>	<b>0.00</b>	<b>36,000</b>	<b>0.00</b>	<b>36,000</b>	<b>0.00</b>	<b>36,000</b>	<b>0.00</b>
<b>GRAND TOTAL</b>	<b>\$0</b>	<b>0.00</b>	<b>\$36,000</b>	<b>0.00</b>	<b>\$36,000</b>	<b>0.00</b>	<b>\$36,000</b>	<b>0.00</b>

**BENEFITS REPORT 10 FY 20 GOVERNOR REC**

**DECISION ITEM DETAIL**

Budget Unit	FY 2018	FY 2018	FY 2019	FY 2019	FY 2020	FY 2020	FY 2020	FY 2020
Decision Item	ACTUAL	ACTUAL	BUDGET	BUDGET	DEPT REQ	DEPT REQ	GOV REC	GOV REC
Budget Object Class	DOLLAR	FTE	DOLLAR	FTE	DOLLAR	FTE	DOLLAR	FTE
<b>HR CONTINGENCY</b>								
<b>CORE</b>								
SALARIES & WAGES	0	0.00	35,999	0.00	35,999	0.00	35,999	0.00
OTHER	0	0.00	1	0.00	1	0.00	1	0.00
<b>TOTAL - PS</b>	<b>0</b>	<b>0.00</b>	<b>36,000</b>	<b>0.00</b>	<b>36,000</b>	<b>0.00</b>	<b>36,000</b>	<b>0.00</b>
<b>GRAND TOTAL</b>	<b>\$0</b>	<b>0.00</b>	<b>\$36,000</b>	<b>0.00</b>	<b>\$36,000</b>	<b>0.00</b>	<b>\$36,000</b>	<b>0.00</b>
GENERAL REVENUE	\$0	0.00	\$36,000	0.00	\$36,000	0.00	\$36,000	0.00
FEDERAL FUNDS	\$0	0.00	\$0	0.00	\$0	0.00	\$0	0.00
OTHER FUNDS	\$0	0.00	\$0	0.00	\$0	0.00	\$0	0.00





**CORE DECISION ITEM**

<b>Department</b>	Office of Administration	<b>Budget Unit</b>	31114
<b>Division</b>	Employee Benefits		
<b>Core</b>	Workers' Compensation	<b>HB Section</b>	5.520

**1. CORE FINANCIAL SUMMARY**

	FY 2020 Budget Request						FY 2020 Governor's Recommendation				
	GR	Federal	Other	Total	E		GR	Federal	Other	Total	E
PS	0	0	0	0	0	PS	0	0	0	0	
EE	25,925,669	0	900,000	26,825,669		EE	25,925,669	0	900,000	26,825,669	
PSD	10,104,806	0	300,000	10,404,806		PSD	10,104,806	0	300,000	10,404,806	
TRF	0	0	0	0		TRF	0	0	0	0	
<b>Total</b>	<b>36,030,475</b>	<b>0</b>	<b>1,200,000</b>	<b>37,230,475</b>		<b>Total</b>	<b>36,030,475</b>	<b>0</b>	<b>1,200,000</b>	<b>37,230,475</b>	
<b>FTE</b>	<b>0.00</b>	<b>0.00</b>	<b>0.00</b>	<b>0.00</b>		<b>FTE</b>	<b>0.00</b>	<b>0.00</b>	<b>0.00</b>	<b>0.00</b>	

<b>Est. Fringe</b>	0	0	0	0
--------------------	---	---	---	---

*Note: Fringes budgeted in House Bill 5 except for certain fringes budgeted directly to MoDOT, Highway Patrol, and Conservation.*

<b>Est. Fringe</b>	0	0	0	0
--------------------	---	---	---	---

*Note: Fringes budgeted in House Bill 5 except for certain fringes budgeted directly to MoDOT, Highway Patrol, and Conservation.*

Other Funds: Conservation Commission Fund (0609)

Other Funds: Conservation Commission Fund (0609)

**2. CORE DESCRIPTION**

The State of Missouri is responsible for payment of workers' compensation benefits to injured state employees in accordance with Chapter 287, RSMo. This core funding is requested to fulfill the statutory requirements for payment of employee indemnity, medical, and settlement expenses incurred as a result of a work related injury or illness. Certain administrative, legal, loss control, and claims mitigation costs included in this request are authorized, in part, by Section 105.810, RSMo.

The Risk Management section administers the workers' compensation program for all state employees excluding those employed by the Missouri Department of Transportation, Missouri State Highway Patrol, and the University of Missouri system. The Attorney General's Office provides legal defense in workers' compensation claims filed by state employees.

The payment of workers' compensation benefits for all state employees covered under this program, excluding Department of Conservation employees, are made from the general revenue appropriation. Department of Conservation employees receive benefits paid through the Conservation fund appropriation. Payments made by general revenue on behalf of employees paid from other funding sources are transferred from these funds back to general revenue through a separate appropriation.

**CORE DECISION ITEM**

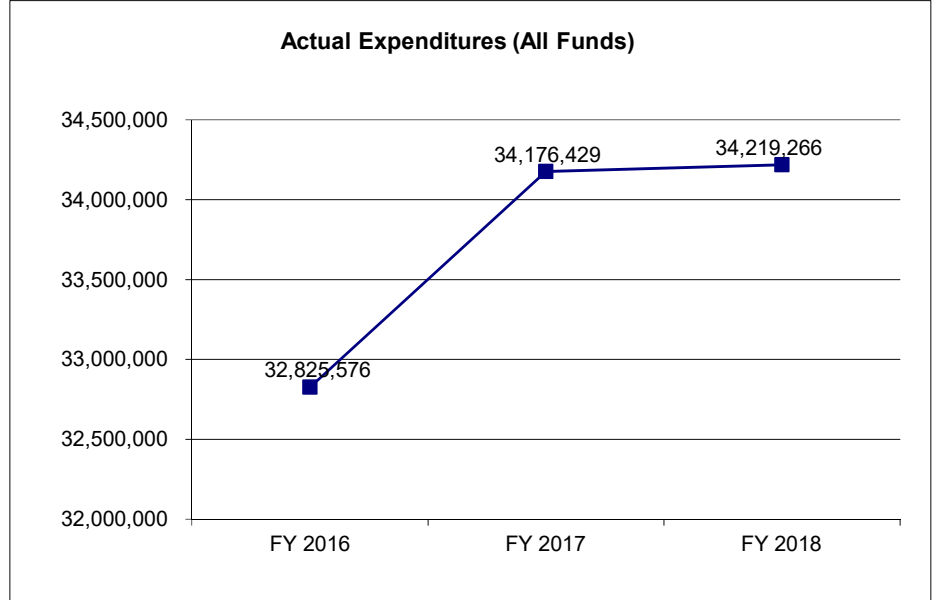
<b>Department</b>	Office of Administration	<b>Budget Unit</b>	31114
<b>Division</b>	Employee Benefits		
<b>Core</b>	Workers' Compensation	<b>HB Section</b>	5.520

**3. PROGRAM LISTING (list programs included in this core funding)**

Risk Management

**4. FINANCIAL HISTORY**

	<b>FY 2016 Actual</b>	<b>FY 2017 Actual</b>	<b>FY 2018 Actual</b>	<b>FY 2019 Current Yr.</b>
Appropriation (All Funds)	33,380,396	34,566,171	34,508,788	37,223,439
Less Reverted (All Funds)	0	0	0	0
Less Restricted (All Funds)*	0	0	0	0
Budget Authority (All Funds)	33,380,396	34,566,171	34,508,788	37,223,439
Actual Expenditures (All Funds)	32,825,576	34,176,429	34,219,266	N/A
Unexpended (All Funds)	554,820	389,742	289,522	0
Unexpended, by Fund:				
General Revenue	90,528	47,766	2,785	N/A
Federal	0	0	0	N/A
Other	464,292	341,977	286,738	N/A
		<b>(1)</b>	<b>(2)</b>	



\*Restricted amount is as of \_\_\_\_

Reverted includes the statutory three-percent reserve amount (when applicable).

Restricted includes any Governor's Expenditure Restrictions which remained at the end of the fiscal year (when applicable).

**NOTES:**

(1) Increase of estimated GR appropriation by \$1,200,000.

(2) Estimated appropriation removed in FY 18. Supplemental increase of \$1,152,234 General Revenue.

**CORE RECONCILIATION DETAIL**

STATE  
WORKERS' COMPENSATION

**5. CORE RECONCILIATION DETAIL**

	Budget Class	FTE	GR	Federal	Other	Total	Explanation
<b>TAFP AFTER VETOES</b>							
	EE	0.00	25,918,633	0	900,000	26,818,633	
	PD	0.00	10,104,806	0	300,000	10,404,806	
	<b>Total</b>	<b>0.00</b>	<b>36,023,439</b>	<b>0</b>	<b>1,200,000</b>	<b>37,223,439</b>	
<b>DEPARTMENT CORE ADJUSTMENTS</b>							
Transfer In	1977 4541 EE	0.00	7,036	0	0	7,036	Unemployment Fringe transferred in from FMDC for Accounting consolidation
<b>NET DEPARTMENT CHANGES</b>		<b>0.00</b>	<b>7,036</b>	<b>0</b>	<b>0</b>	<b>7,036</b>	
<b>DEPARTMENT CORE REQUEST</b>							
	EE	0.00	25,925,669	0	900,000	26,825,669	
	PD	0.00	10,104,806	0	300,000	10,404,806	
	<b>Total</b>	<b>0.00</b>	<b>36,030,475</b>	<b>0</b>	<b>1,200,000</b>	<b>37,230,475</b>	
<b>GOVERNOR'S RECOMMENDED CORE</b>							
	EE	0.00	25,925,669	0	900,000	26,825,669	
	PD	0.00	10,104,806	0	300,000	10,404,806	
	<b>Total</b>	<b>0.00</b>	<b>36,030,475</b>	<b>0</b>	<b>1,200,000</b>	<b>37,230,475</b>	

**BENEFITS REPORT 9 FY 20 GOVERNOR REC**

**DECISION ITEM SUMMARY**

Budget Unit								
Decision Item	FY 2018	FY 2018	FY 2019	FY 2019	FY 2020	FY 2020	FY 2020	FY 2020
Budget Object Summary	ACTUAL	ACTUAL	BUDGET	BUDGET	DEPT REQ	DEPT REQ	GOV REC	GOV REC
Fund	DOLLAR	FTE	DOLLAR	FTE	DOLLAR	FTE	DOLLAR	FTE
<b>WORKERS' COMPENSATION</b>								
<b>CORE</b>								
EXPENSE & EQUIPMENT								
GENERAL REVENUE	29,407,459	0.00	25,918,633	0.00	25,925,669	0.00	25,925,669	0.00
CONSERVATION COMMISSION	771,405	0.00	900,000	0.00	900,000	0.00	900,000	0.00
TOTAL - EE	30,178,864	0.00	26,818,633	0.00	26,825,669	0.00	26,825,669	0.00
PROGRAM-SPECIFIC								
GENERAL REVENUE	3,898,544	0.00	10,104,806	0.00	10,104,806	0.00	10,104,806	0.00
CONSERVATION COMMISSION	141,857	0.00	300,000	0.00	300,000	0.00	300,000	0.00
TOTAL - PD	4,040,401	0.00	10,404,806	0.00	10,404,806	0.00	10,404,806	0.00
<b>TOTAL</b>	<b>34,219,265</b>	<b>0.00</b>	<b>37,223,439</b>	<b>0.00</b>	<b>37,230,475</b>	<b>0.00</b>	<b>37,230,475</b>	<b>0.00</b>
<b>ECDEC GR Pickup - 0000019</b>								
PROGRAM-SPECIFIC								
GENERAL REVENUE	0	0.00	0	0.00	0	0.00	133	0.00
TOTAL - PD	0	0.00	0	0.00	0	0.00	133	0.00
<b>TOTAL</b>	<b>0</b>	<b>0.00</b>	<b>0</b>	<b>0.00</b>	<b>0</b>	<b>0.00</b>	<b>133</b>	<b>0.00</b>
<b>WORKERS COMP INC - 1300018</b>								
EXPENSE & EQUIPMENT								
GENERAL REVENUE	0	0.00	0	0.00	1,800,000	0.00	1,800,000	0.00
TOTAL - EE	0	0.00	0	0.00	1,800,000	0.00	1,800,000	0.00
<b>TOTAL</b>	<b>0</b>	<b>0.00</b>	<b>0</b>	<b>0.00</b>	<b>1,800,000</b>	<b>0.00</b>	<b>1,800,000</b>	<b>0.00</b>
<b>GRAND TOTAL</b>	<b>\$34,219,265</b>	<b>0.00</b>	<b>\$37,223,439</b>	<b>0.00</b>	<b>\$39,030,475</b>	<b>0.00</b>	<b>\$39,030,608</b>	<b>0.00</b>

**BENEFITS REPORT 10 FY 20 GOVERNOR REC**

**DECISION ITEM DETAIL**

Budget Unit	FY 2018	FY 2018	FY 2019	FY 2019	FY 2020	FY 2020	FY 2020	FY 2020
Decision Item	ACTUAL	ACTUAL	BUDGET	BUDGET	DEPT REQ	DEPT REQ	GOV REC	GOV REC
Budget Object Class	DOLLAR	FTE	DOLLAR	FTE	DOLLAR	FTE	DOLLAR	FTE
<b>WORKERS' COMPENSATION</b>								
<b>CORE</b>								
SUPPLIES	14,644	0.00	15,000	0.00	15,000	0.00	15,000	0.00
PROFESSIONAL DEVELOPMENT	689	0.00	0	0.00	0	0.00	0	0.00
COMMUNICATION SERV & SUPP	11,179	0.00	15,000	0.00	15,000	0.00	15,000	0.00
PROFESSIONAL SERVICES	30,118,417	0.00	26,788,133	0.00	26,795,169	0.00	26,795,169	0.00
M&R SERVICES	12,538	0.00	100	0.00	100	0.00	100	0.00
COMPUTER EQUIPMENT	0	0.00	100	0.00	100	0.00	100	0.00
OFFICE EQUIPMENT	0	0.00	100	0.00	100	0.00	100	0.00
OTHER EQUIPMENT	21,397	0.00	100	0.00	100	0.00	100	0.00
MISCELLANEOUS EXPENSES	0	0.00	100	0.00	100	0.00	100	0.00
<b>TOTAL - EE</b>	<b>30,178,864</b>	<b>0.00</b>	<b>26,818,633</b>	<b>0.00</b>	<b>26,825,669</b>	<b>0.00</b>	<b>26,825,669</b>	<b>0.00</b>
PROGRAM DISTRIBUTIONS	4,040,401	0.00	10,404,806	0.00	10,404,806	0.00	10,404,806	0.00
<b>TOTAL - PD</b>	<b>4,040,401</b>	<b>0.00</b>	<b>10,404,806</b>	<b>0.00</b>	<b>10,404,806</b>	<b>0.00</b>	<b>10,404,806</b>	<b>0.00</b>
<b>GRAND TOTAL</b>	<b>\$34,219,265</b>	<b>0.00</b>	<b>\$37,223,439</b>	<b>0.00</b>	<b>\$37,230,475</b>	<b>0.00</b>	<b>\$37,230,475</b>	<b>0.00</b>
<b>GENERAL REVENUE</b>	<b>\$33,306,003</b>	<b>0.00</b>	<b>\$36,023,439</b>	<b>0.00</b>	<b>\$36,030,475</b>	<b>0.00</b>	<b>\$36,030,475</b>	<b>0.00</b>
<b>FEDERAL FUNDS</b>	<b>\$0</b>	<b>0.00</b>	<b>\$0</b>	<b>0.00</b>	<b>\$0</b>	<b>0.00</b>	<b>\$0</b>	<b>0.00</b>
<b>OTHER FUNDS</b>	<b>\$913,262</b>	<b>0.00</b>	<b>\$1,200,000</b>	<b>0.00</b>	<b>\$1,200,000</b>	<b>0.00</b>	<b>\$1,200,000</b>	<b>0.00</b>

**NEW DECISION ITEM**

RANK: \_\_\_\_\_ OF \_\_\_\_\_

<b>Office of Administration</b>	<b>Budget Unit</b> 31114C
<b>General Services</b>	
<b>Workers' Compensation Increase</b> <span style="float:right">DI# 1300018</span>	<b>HB Section</b> 5.520

**1. AMOUNT OF REQUEST**

	FY 2020 Budget Request					E		FY 2020 Governor's Recommendation					E
	GR	Federal	Other	Total				GR	Federal	Other	Total		
PS	0	0	0	0	0		PS	0	0	0	0		
EE	1,800,000	0	0	1,800,000			EE	1,800,000	0	0	1,800,000		
PSD	0	0	0	0			PSD	0	0	0	0		
TRF	0	0	0	0			TRF	0	0	0	0		
<b>Total</b>	<b>1,800,000</b>	<b>0</b>	<b>0</b>	<b>1,800,000</b>			<b>Total</b>	<b>1,800,000</b>	<b>0</b>	<b>0</b>	<b>1,800,000</b>		
FTE	0.00	0.00	0.00	0.00			FTE	0.00	0.00	0.00	0.00		

<b>Est. Fringe</b>	0	0	0	0
--------------------	---	---	---	---

*Note: Fringes budgeted in House Bill 5 except for certain fringes budgeted directly to MoDOT, Highway Patrol, and Conservation.*

<b>Est. Fringe</b>	0	0	0	0
--------------------	---	---	---	---

*Note: Fringes budgeted in House Bill 5 except for certain fringes budgeted directly to MoDOT, Highway Patrol, and Conservation.*

Other Funds:

Other Funds:

**2. THIS REQUEST CAN BE CATEGORIZED AS:**

<input type="checkbox"/> New Legislation	<input type="checkbox"/> New Program	<input type="checkbox"/> Fund Switch
<input type="checkbox"/> Federal Mandate	<input type="checkbox"/> Program Expansion	<input checked="" type="checkbox"/> Cost to Continue
<input type="checkbox"/> GR Pick-Up	<input type="checkbox"/> Space Request	<input type="checkbox"/> Equipment Replacement
<input type="checkbox"/> Pay Plan	<input type="checkbox"/> Other: _____	

**3. WHY IS THIS FUNDING NEEDED? PROVIDE AN EXPLANATION FOR ITEMS CHECKED IN #2. INCLUDE THE FEDERAL OR STATE STATUTORY OR CONSTITUTIONAL AUTHORIZATION FOR THIS PROGRAM.**

The State of Missouri is obligated to pay workers' compensation benefits to state employees in accordance with Chapter 287, RSMo. The current appropriation is not sufficient to meet the expected obligations of the state to pay these statutory benefits.

**NEW DECISION ITEM**

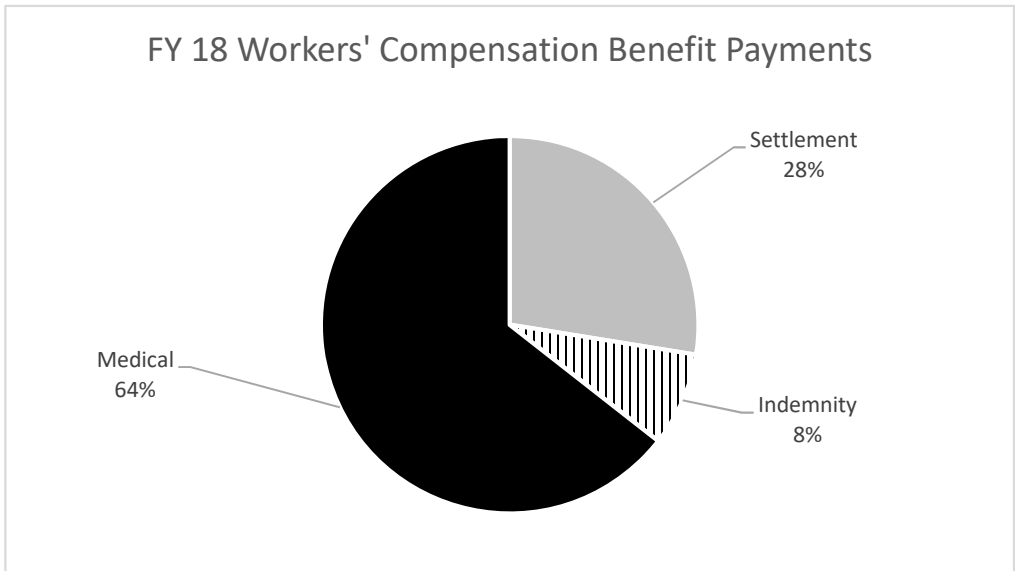
RANK: \_\_\_\_\_ OF \_\_\_\_\_

<b>Office of Administration</b>	<b>Budget Unit</b> <u>31114C</u>
<b>General Services</b>	
<b>Workers' Compensation Increase</b> <b>DI# 1300018</b>	<b>HB Section</b> <u>5.520</u>

**4. DESCRIBE THE DETAILED ASSUMPTIONS USED TO DERIVE THE SPECIFIC REQUESTED AMOUNT. (How did you determine that the requested number of FTE were appropriate? From what source or standard did you derive the requested levels of funding? Were alternatives such as outsourcing or automation considered? If based on new legislation, does request tie to TAFP fiscal note? If not, explain why. Detail which portions of the request are one-times and how those amounts were calculated.)**

Assumed estimated annual increase of 4.2%. Workers' compensation benefits include medical, indemnity and settlement payments. Medical costs are the expenses of medical care required to cure and relieve the effects of the work related injury. Indemnity benefits are the payments to the employee for their lost wages. Settlement costs are the statutorily defined benefits authorized by the Administrative Law Judges that compensate the employee for their partial or total loss of function related to a work injury.

Medical cost inflation continues to be a factor. Medical costs represent nearly 64% of total workers' compensation expenditures. Settlement costs are affected by increases to the state average weekly wage. This request will increase the workers' compensation appropriations to levels expected for FY20 based on historical trends and consideration of moderating injury rates and identified cost inflating factors.





**NEW DECISION ITEM**

RANK: \_\_\_\_\_ OF \_\_\_\_\_

<b>Office of Administration</b>	<b>Budget Unit</b> <u>31114C</u>
<b>General Services</b>	
<b>Workers' Compensation Increase</b> <span style="float:right"><b>DI# 1300018</b></span>	<b>HB Section</b> <u>5.520</u>

**5. BREAK DOWN THE REQUEST BY BUDGET OBJECT CLASS, JOB CLASS, AND FUND SOURCE. IDENTIFY ONE-TIME COSTS.**

	Dept Req GR DOLLARS	Dept Req GR FTE	Dept Req FED DOLLARS	Dept Req FED FTE	Dept Req OTHER DOLLARS	Dept Req OTHER FTE	Dept Req TOTAL DOLLARS	Dept Req TOTAL FTE	Dept Req One-Time DOLLARS	E
							0			
							0	0.0		
<b>Total PS</b>	0	0.0	0	0.0	0	0.0	0	0.0	0	
	1,800,000						1,800,000			
<b>Total EE</b>	1,800,000		0		0		1,800,000		0	
Program Distributions							0			
<b>Total PSD</b>	0		0		0		0		0	
Transfers							0			
<b>Total TRF</b>	0		0		0		0		0	
<b>Grand Total</b>	1,800,000	0.0	0	0.0	0	0.0	1,800,000	0.0	0	

	Gov Rec GR DOLLARS	Gov Rec GR FTE	Gov Rec FED DOLLARS	Gov Rec FED FTE	Gov Rec OTHER DOLLARS	Gov Rec OTHER FTE	Gov Rec TOTAL DOLLARS	Gov Rec TOTAL FTE	Gov Rec One-Time DOLLARS	E
							0			
							0	0.0		
<b>Total PS</b>	0	0.0	0	0.0	0	0.0	0	0.0	0	
	1,800,000						1,800,000			
<b>Total EE</b>	1,800,000		0		0		1,800,000		0	
Program Distributions							0			
<b>Total PSD</b>	0		0		0		0		0	
Transfers							0			
<b>Total TRF</b>	0		0		0		0		0	
<b>Grand Total</b>	1,800,000	0.0	0	0.0	0	0.0	1,800,000	0.0	0	

**NEW DECISION ITEM**

RANK: \_\_\_\_\_ OF \_\_\_\_\_

<b>Office of Administration</b>	<b>Budget Unit</b> <u>31114C</u>
<b>General Services</b>	
<b>Workers' Compensation Increase</b> <span style="float:right"><b>DI# 1300018</b></span>	<b>HB Section</b> <u>5.520</u>

**6. PERFORMANCE MEASURES (If new decision item has an associated core, separately identify projected performance with & without additional funding.)**

**6a. Provide an activity measure(s) for the program.**

	FY 16	FY 17	FY 18
Reported Injuries with cost	3,241	2,964	2,924
Benefit Payments Processed	47,633	46,261	43,586*

**6b. Provide a measure(s) of the program's quality.**

	FY 16	FY 17	FY 18
Timeliness of Indemnity Payments	97%	99%	97%

\*Ran out of appropriation authority in FY 18 which pushed some medical payments into FY 19.

**6c. Provide a measure(s) of the program's impact.**

	FY 16	FY 17	FY 18
PPO Network Savings	\$13.6M	\$12.6M	\$11.9M
PPO Network Savings %	40%	38%	36%

**6d. Provide a measure(s) of the program's efficiency.**

	FY 16	FY 17	FY 18
Work Comp Lost Workday Incidence Rate	0.67	0.47	0.52
Benefit Costs Paid Per Cov	\$543.39	\$565.80	\$569.55

**BENEFITS REPORT 10 FY 20 GOVERNOR REC**

**DECISION ITEM DETAIL**

Budget Unit	FY 2018	FY 2018	FY 2019	FY 2019	FY 2020	FY 2020	FY 2020	FY 2020
Decision Item	ACTUAL	ACTUAL	BUDGET	BUDGET	DEPT REQ	DEPT REQ	GOV REC	GOV REC
Budget Object Class	DOLLAR	FTE	DOLLAR	FTE	DOLLAR	FTE	DOLLAR	FTE
<b>WORKERS' COMPENSATION</b>								
<b>WORKERS COMP INC - 1300018</b>								
PROFESSIONAL SERVICES	0	0.00	0	0.00	1,800,000	0.00	1,800,000	0.00
<b>TOTAL - EE</b>	<b>0</b>	<b>0.00</b>	<b>0</b>	<b>0.00</b>	<b>1,800,000</b>	<b>0.00</b>	<b>1,800,000</b>	<b>0.00</b>
<b>GRAND TOTAL</b>	<b>\$0</b>	<b>0.00</b>	<b>\$0</b>	<b>0.00</b>	<b>\$1,800,000</b>	<b>0.00</b>	<b>\$1,800,000</b>	<b>0.00</b>
GENERAL REVENUE	\$0	0.00	\$0	0.00	\$1,800,000	0.00	\$1,800,000	0.00
FEDERAL FUNDS	\$0	0.00	\$0	0.00	\$0	0.00	\$0	0.00
OTHER FUNDS	\$0	0.00	\$0	0.00	\$0	0.00	\$0	0.00

**CORE DECISION ITEM**

<b>Department</b>	Office of Administration	<b>Budget Unit</b>	31116
<b>Division</b>	Employee Benefits		
<b>Core</b>	Workers' Compensation Transfer	<b>HB Section</b>	5.525

**1. CORE FINANCIAL SUMMARY**

	FY 2020 Budget Request						FY 2020 Governor's Recommendation				
	GR	Federal	Other	Total	E		GR	Federal	Other	Total	E
PS	0	0	0	0	0	PS	0	0	0	0	
EE	0	0	0	0	0	EE	0	0	0	0	
PSD	0	0	0	0	0	PSD	0	0	0	0	
TRF	0	5,014,070	3,861,686	8,875,756		TRF	0	5,014,070	3,861,553	8,875,623	
<b>Total</b>	<b>0</b>	<b>5,014,070</b>	<b>3,861,686</b>	<b>8,875,756</b>		<b>Total</b>	<b>0</b>	<b>5,014,070</b>	<b>3,861,553</b>	<b>8,875,623</b>	
<b>FTE</b>	<b>0.00</b>	<b>0.00</b>	<b>0.00</b>	<b>0.00</b>		<b>FTE</b>	<b>0.00</b>	<b>0.00</b>	<b>0.00</b>	<b>0.00</b>	

<b>Est. Fringe</b>	0	0	0	0
--------------------	---	---	---	---

*Note: Fringes budgeted in House Bill 5 except for certain fringes budgeted directly to MoDOT, Highway Patrol, and Conservation.*

<b>Est. Fringe</b>	0	0	0	0
--------------------	---	---	---	---

*Note: Fringes budgeted in House Bill 5 except for certain fringes budgeted directly to MoDOT, Highway Patrol, and Conservation.*

Other Funds: Various

Other Funds: Various

**2. CORE DESCRIPTION**

Core request authorizing transfers to General Revenue from various funds. Amounts originally paid from General Revenue for workers' compensation benefits (including workers' compensation tax, Second Injury Fund assessments, and administrative costs) provided to employees whose salaries are paid from other funds are transferred back to GR through this appropriation.

**3. PROGRAM LISTING (list programs included in this core funding)**

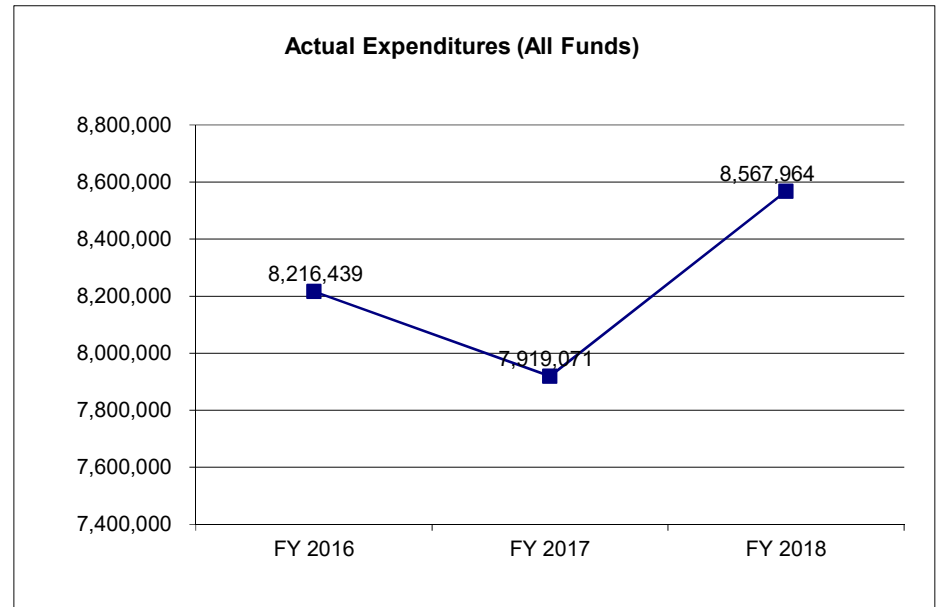
Risk Management

**CORE DECISION ITEM**

<b>Department</b>	Office of Administration	<b>Budget Unit</b>	31116
<b>Division</b>	Employee Benefits		
<b>Core</b>	Workers' Compensation Transfer	<b>HB Section</b>	5.525

**4. FINANCIAL HISTORY**

	<b>FY 2016 Actual</b>	<b>FY 2017 Actual</b>	<b>FY 2018 Actual</b>	<b>FY 2019 Current Yr.</b>
Appropriation (All Funds)	9,496,415	9,318,378	8,567,964	8,875,756
Less Reverted (All Funds)	0	0	0	0
Less Restricted (All Funds)*	0	0	0	0
Budget Authority (All Funds)	9,496,415	9,318,378	8,567,964	8,875,756
Actual Expenditures (All Funds)	8,216,439	7,919,071	8,567,964	0
Unexpended (All Funds)	1,279,976	1,399,307	0	0
Unexpended, by Fund:				
General Revenue	0	0	0	N/A
Federal	863,507	944,406		N/A
Other	416,469	454,901		N/A
	<b>(1)</b>	<b>(2)</b>	<b>(3)</b>	



\*Restricted amount is as of \_\_\_\_

Reverted includes the statutory three-percent reserve amount (when applicable).

Restricted includes any Governor's Expenditure Restrictions which remained at the end of the fiscal year (when applicable).

**NOTES:**

- (1) Estimated appropriations increased \$755,861 Federal and \$1,379,526 Other Funds.
- (2) Estimated appropriations increased \$475,960 Federal and \$1,468,669 Other Funds.
- (3) Estimated appropriation removed in FY 18. Supplemental increase of \$1,212,208 Federal and Other Funds.

**CORE RECONCILIATION DETAIL**

STATE  
WORKERS' COMP-TRANSFER

**5. CORE RECONCILIATION DETAIL**

	Budget Class	FTE	GR	Federal	Other	Total	Explanation
<b>TAFP AFTER VETOES</b>							
	TRF	0.00	0	5,014,070	3,861,686	8,875,756	
	<b>Total</b>	<b>0.00</b>	<b>0</b>	<b>5,014,070</b>	<b>3,861,686</b>	<b>8,875,756</b>	
<b>DEPARTMENT CORE REQUEST</b>							
	TRF	0.00	0	5,014,070	3,861,686	8,875,756	
	<b>Total</b>	<b>0.00</b>	<b>0</b>	<b>5,014,070</b>	<b>3,861,686</b>	<b>8,875,756</b>	
<b>GOVERNOR'S ADDITIONAL CORE ADJUSTMENTS</b>							
Core Reduction	2238 T285 TRF	0.00	0	0	(133)	(133)	ECDEC Fund Swap - Workers Comp
	<b>NET GOVERNOR CHANGES</b>	<b>0.00</b>	<b>0</b>	<b>0</b>	<b>(133)</b>	<b>(133)</b>	
<b>GOVERNOR'S RECOMMENDED CORE</b>							
	TRF	0.00	0	5,014,070	3,861,553	8,875,623	
	<b>Total</b>	<b>0.00</b>	<b>0</b>	<b>5,014,070</b>	<b>3,861,553</b>	<b>8,875,623</b>	

**BENEFITS REPORT 9 FY 20 GOVERNOR REC**

**DECISION ITEM SUMMARY**

Budget Unit								
Decision Item	FY 2018	FY 2018	FY 2019	FY 2019	FY 2020	FY 2020	FY 2020	FY 2020
Budget Object Summary	ACTUAL	ACTUAL	BUDGET	BUDGET	DEPT REQ	DEPT REQ	GOV REC	GOV REC
Fund	DOLLAR	FTE	DOLLAR	FTE	DOLLAR	FTE	DOLLAR	FTE
<b>WORKERS' COMP-TRANSFER</b>								
<b>CORE</b>								
FUND TRANSFERS								
VOCATIONAL REHABILITATION	298,018	0.00	143,799	0.00	143,799	0.00	143,799	0.00
DEPT ELEM-SEC EDUCATION	52,543	0.00	36,856	0.00	36,856	0.00	36,856	0.00
HUMAN RIGHTS COMMISSION - FED	11,102	0.00	9,212	0.00	9,212	0.00	9,212	0.00
DEPT OF LABOR RELATIONS ADMIN	669	0.00	13,571	0.00	13,571	0.00	13,571	0.00
DEPARTMENT OF CORRECTIONS	7,604	0.00	1,258	0.00	1,258	0.00	1,258	0.00
DEPT OF REVENUE	2,677	0.00	56,000	0.00	56,000	0.00	56,000	0.00
AGRICULTURE-FEDERAL AND OTHER	928	0.00	2,028	0.00	2,028	0.00	2,028	0.00
ATTORNEY GENERAL	331	0.00	1,223	0.00	1,223	0.00	1,223	0.00
JUDICIARY - FEDERAL	1,920	0.00	5,006	0.00	5,006	0.00	5,006	0.00
DEPT NATURAL RESOURCES	3,455	0.00	75,334	0.00	75,334	0.00	75,334	0.00
DHSS-FEDERAL AND OTHER FUNDS	209,519	0.00	235,696	0.00	235,696	0.00	235,696	0.00
STATE EMERGENCY MANAGEMENT	8,576	0.00	8,216	0.00	8,216	0.00	8,216	0.00
DEPT MENTAL HEALTH	2,570,494	0.00	2,035,340	0.00	2,035,340	0.00	2,035,340	0.00
DEPT PUBLIC SAFETY	0	0.00	6,215	0.00	6,215	0.00	6,215	0.00
DIV JOB DEVELOPMENT & TRAINING	38,836	0.00	54,151	0.00	54,151	0.00	54,151	0.00
OA INFORMATION TECH FED& OTHER	39,551	0.00	52,975	0.00	52,975	0.00	52,975	0.00
DIV OF LABOR STANDARDS FEDERAL	0	0.00	855,100	0.00	855,100	0.00	855,100	0.00
ADJUTANT GENERAL-FEDERAL	0	0.00	37,683	0.00	37,683	0.00	37,683	0.00
SEC OF STATE-FEDERAL FUNDS	0	0.00	35,671	0.00	35,671	0.00	35,671	0.00
TEMP ASSIST NEEDY FAM FEDERAL	104,598	0.00	166,201	0.00	166,201	0.00	166,201	0.00
DEPT OF SOC SERV FEDERAL & OTH	1,036,548	0.00	1,058,634	0.00	1,058,634	0.00	1,058,634	0.00
MISSOURI DISASTER	39	0.00	88	0.00	88	0.00	88	0.00
ENERGY FEDERAL	2,435	0.00	0	0.00	0	0.00	0	0.00
UNEMPLOYMENT COMP ADMIN	96,458	0.00	123,813	0.00	123,813	0.00	123,813	0.00
THIRD PARTY LIABILITY COLLECT	1,440	0.00	1,598	0.00	1,598	0.00	1,598	0.00
FEDERAL REIMBURSEMENT ALLOWANCE	17	0.00	0	0.00	0	0.00	0	0.00
PHARMACY REIMBURSEMENT ALLOWAN	0	0.00	100	0.00	100	0.00	100	0.00
STATE TREASURER'S GEN OPERATIO	0	0.00	100	0.00	100	0.00	100	0.00
CHILD SUPPORT ENFORCEMENT FUND	12,331	0.00	21,098	0.00	21,098	0.00	21,098	0.00
ELEVATOR SAFETY	877	0.00	3,400	0.00	3,400	0.00	3,400	0.00
MO ARTS COUNCIL TRUST	3,636	0.00	0	0.00	0	0.00	0	0.00
STATEWIDE COURT AUTOMATION	3,011	0.00	0	0.00	0	0.00	0	0.00
NURSING FAC QUALITY OF CARE	1,387	0.00	3,052	0.00	3,052	0.00	3,052	0.00

1/17/19 11:03

im\_disummary

**BENEFITS REPORT 9 FY 20 GOVERNOR REC**

**DECISION ITEM SUMMARY**

Budget Unit								
Decision Item	FY 2018	FY 2018	FY 2019	FY 2019	FY 2020	FY 2020	FY 2020	FY 2020
Budget Object Summary	ACTUAL	ACTUAL	BUDGET	BUDGET	DEPT REQ	DEPT REQ	GOV REC	GOV REC
Fund	DOLLAR	FTE	DOLLAR	FTE	DOLLAR	FTE	DOLLAR	FTE
<b>WORKERS' COMP-TRANSFER</b>								
<b>CORE</b>								
FUND TRANSFERS								
DIVISION OF TOURISM SUPPL REV	0	0.00	149	0.00	149	0.00	149	0.00
HEALTH INITIATIVES	7,085	0.00	7,313	0.00	7,313	0.00	7,313	0.00
GAMING COMMISSION FUND	0	0.00	7,323	0.00	7,323	0.00	7,323	0.00
MENTAL HEALTH EARNINGS FUND	294	0.00	0	0.00	0	0.00	0	0.00
ANIMAL CARE RESERVE	0	0.00	1,839	0.00	1,839	0.00	1,839	0.00
MO PUBLIC HEALTH SERVICES	2,020	0.00	512	0.00	512	0.00	512	0.00
VETERANS' COMMISSION CI TRUST	3,105	0.00	14,870	0.00	14,870	0.00	14,870	0.00
MISSOURI STATE WATER PATROL	0	0.00	1,258	0.00	1,258	0.00	1,258	0.00
FEDERAL SURPLUS PROPERTY	42,234	0.00	14,988	0.00	14,988	0.00	14,988	0.00
STATE FAIR FEE	1,685	0.00	15,206	0.00	15,206	0.00	15,206	0.00
STATE PARKS EARNINGS	315	0.00	69,721	0.00	69,721	0.00	69,721	0.00
NATURAL RESOURCES REVOLVING SE	226	0.00	0	0.00	0	0.00	0	0.00
MO VETERANS HOMES	2,084,223	0.00	2,017,582	0.00	2,017,582	0.00	2,017,582	0.00
DNR COST ALLOCATION	1,777	0.00	42,735	0.00	42,735	0.00	42,735	0.00
STATE FACILITY MAINT & OPERAT	876,813	0.00	592,657	0.00	592,657	0.00	592,657	0.00
DIFP ADMINISTRATIVE	0	0.00	300	0.00	300	0.00	300	0.00
OA REVOLVING ADMINISTRATIVE TR	46,290	0.00	10,690	0.00	10,690	0.00	10,690	0.00
WORKING CAPITAL REVOLVING	82,066	0.00	152,905	0.00	152,905	0.00	152,905	0.00
INMATE	301	0.00	29,265	0.00	29,265	0.00	29,265	0.00
DIV ALCOHOL & TOBACCO CTRL	0	0.00	12,721	0.00	12,721	0.00	12,721	0.00
STATUTORY REVISION	0	0.00	100	0.00	100	0.00	100	0.00
DED ADMINISTRATIVE	0	0.00	476	0.00	476	0.00	476	0.00
DIVISION OF FINANCE	539	0.00	1,128	0.00	1,128	0.00	1,128	0.00
NATURAL RESOURCES PROTECTION	0	0.00	22	0.00	22	0.00	22	0.00
INSURANCE DEDICATED FUND	1	0.00	22,385	0.00	22,385	0.00	22,385	0.00
NRP-WATER POLLUTION PERMIT FEE	36	0.00	18,489	0.00	18,489	0.00	18,489	0.00
SOLID WASTE MGMT-SCRAP TIRE	73	0.00	300	0.00	300	0.00	300	0.00
SOLID WASTE MANAGEMENT	254	0.00	12,751	0.00	12,751	0.00	12,751	0.00
MANUFACTURED HOUSING FUND	0	0.00	2,500	0.00	2,500	0.00	2,500	0.00
NRP-AIR POLLUTION ASBESTOS FEE	0	0.00	1	0.00	1	0.00	1	0.00
PETROLEUM STORAGE TANK INS	0	0.00	1,800	0.00	1,800	0.00	1,800	0.00
UNDERGROUND STOR TANK REG PROG	35	0.00	100	0.00	100	0.00	100	0.00
MOTOR VEHICLE COMMISSION	99,896	0.00	56	0.00	56	0.00	56	0.00

1/17/19 11:03

im\_disummary



**BENEFITS REPORT 9 FY 20 GOVERNOR REC**

**DECISION ITEM SUMMARY**

<b>Budget Unit</b>								
<b>Decision Item</b>	<b>FY 2018</b>	<b>FY 2018</b>	<b>FY 2019</b>	<b>FY 2019</b>	<b>FY 2020</b>	<b>FY 2020</b>	<b>FY 2020</b>	<b>FY 2020</b>
<b>Budget Object Summary</b>	<b>ACTUAL</b>	<b>ACTUAL</b>	<b>BUDGET</b>	<b>BUDGET</b>	<b>DEPT REQ</b>	<b>DEPT REQ</b>	<b>GOV REC</b>	<b>GOV REC</b>
<b>Fund</b>	<b>DOLLAR</b>	<b>FTE</b>	<b>DOLLAR</b>	<b>FTE</b>	<b>DOLLAR</b>	<b>FTE</b>	<b>DOLLAR</b>	<b>FTE</b>
<b>WORKERS' COMP-TRANSFER</b>								
<b>CORE</b>								
<b>FUND TRANSFERS</b>								
NRP-AIR POLLUTION PERMIT FEE	1,258	0.00	1,915	0.00	1,915	0.00	1,915	0.00
MISSOURI ONE START JOB DEVELOPMENT	0	0.00	400	0.00	400	0.00	400	0.00
PUBLIC SERVICE COMMISSION	140	0.00	1,861	0.00	1,861	0.00	1,861	0.00
CONSERVATION COMMISSION	0	0.00	2,600	0.00	2,600	0.00	2,600	0.00
PARKS SALES TAX	445,871	0.00	375,471	0.00	375,471	0.00	375,471	0.00
SOIL AND WATER SALES TAX	3,847	0.00	0	0.00	0	0.00	0	0.00
STATE SCHOOL MONEYS	0	0.00	94	0.00	94	0.00	94	0.00
DOSS EDUCATIONAL IMPROVEMENT	76,676	0.00	63,997	0.00	63,997	0.00	63,997	0.00
MERCHANDISE PRACTICES	0	0.00	7,001	0.00	7,001	0.00	7,001	0.00
BOARD OF REG FOR HEALING ARTS	5,829	0.00	0	0.00	0	0.00	0	0.00
BOARD OF NURSING	0	0.00	217	0.00	217	0.00	217	0.00
MO REAL ESTATE COMMISSION	0	0.00	22,887	0.00	22,887	0.00	22,887	0.00
STATE HWYS AND TRANS DEPT	48,068	0.00	3,014	0.00	3,014	0.00	3,014	0.00
MILK INSPECTION FEES	0	0.00	1,700	0.00	1,700	0.00	1,700	0.00
GRAIN INSPECTION FEES	0	0.00	20,538	0.00	20,538	0.00	20,538	0.00
EXCELLENCE IN EDUCATION	0	0.00	566	0.00	566	0.00	566	0.00
WORKERS COMPENSATION	25,814	0.00	129,863	0.00	129,863	0.00	129,863	0.00
WORKERS COMP-SECOND INJURY	83,300	0.00	18,635	0.00	18,635	0.00	18,635	0.00
LOTTERY ENTERPRISE	62,087	0.00	19,113	0.00	19,113	0.00	19,113	0.00
GROUNDWATER PROTECTION	0	0.00	239	0.00	239	0.00	239	0.00
PETROLEUM INSPECTION FUND	3,327	0.00	25,629	0.00	25,629	0.00	25,629	0.00
ANTITRUST REVOLVING	0	0.00	9,000	0.00	9,000	0.00	9,000	0.00
ENERGY SET-ASIDE PROGRAM	2,203	0.00	0	0.00	0	0.00	0	0.00
MISSOURI LAND SURVEY FUND	23,668	0.00	23,416	0.00	23,416	0.00	23,416	0.00
HAZARDOUS WASTE FUND	978	0.00	1,474	0.00	1,474	0.00	1,474	0.00
BRD OF ARCH,ENG,LND SUR,LND AR	0	0.00	610	0.00	610	0.00	610	0.00
SAFE DRINKING WATER FUND	953	0.00	542	0.00	542	0.00	542	0.00
CRIME VICTIMS COMP FUND	0	0.00	178	0.00	178	0.00	178	0.00
PROFESSIONAL REGISTRATION FEES	3,311	0.00	4,853	0.00	4,853	0.00	4,853	0.00
BOILER & PRESSURE VESSELS SAFE	0	0.00	440	0.00	440	0.00	440	0.00
MISSOURI RX PLAN FUND	159	0.00	28	0.00	28	0.00	28	0.00
GEOLOGIC RESOURCES FUND	0	0.00	6,000	0.00	6,000	0.00	6,000	0.00
MO EXPLOSIVES SAFETY ACT ADMIN	39	0.00	2,248	0.00	2,248	0.00	2,248	0.00

1/17/19 11:03

im\_disummary

**BENEFITS REPORT 9 FY 20 GOVERNOR REC**

**DECISION ITEM SUMMARY**

Budget Unit								
Decision Item	FY 2018	FY 2018	FY 2019	FY 2019	FY 2020	FY 2020	FY 2020	FY 2020
Budget Object Summary	ACTUAL	ACTUAL	BUDGET	BUDGET	DEPT REQ	DEPT REQ	GOV REC	GOV REC
Fund	DOLLAR	FTE	DOLLAR	FTE	DOLLAR	FTE	DOLLAR	FTE
<b>WORKERS' COMP-TRANSFER</b>								
<b>CORE</b>								
FUND TRANSFERS								
JUDICIARY EDUCATION & TRAINING	13,801	0.00	0	0.00	0	0.00	0	0.00
EARLY CHILDHOOD DEV EDU/CARE	0	0.00	133	0.00	133	0.00	0	0.00
ABANDONED FUND ACCOUNT	0	0.00	750	0.00	750	0.00	750	0.00
GUARANTY AGENCY OPERATING	1	0.00	224	0.00	224	0.00	224	0.00
CHILDHOOD LEAD TESTING	0	0.00	100	0.00	100	0.00	100	0.00
NATIONAL GUARD TRUST	5,537	0.00	5,396	0.00	5,396	0.00	5,396	0.00
MINED LAND RECLAMATION	0	0.00	2,175	0.00	2,175	0.00	2,175	0.00
BABLER STATE PARK	0	0.00	13,779	0.00	13,779	0.00	13,779	0.00
MENTAL HEALTH TRUST	0	0.00	190	0.00	190	0.00	190	0.00
SPECIAL EMPLOYMENT SECURITY	0	0.00	2,420	0.00	2,420	0.00	2,420	0.00
AMBULANCE SERVICE REIMB ALLOW	3	0.00	0	0.00	0	0.00	0	0.00
AGRICULTURE PROTECTION	2,816	0.00	10,100	0.00	10,100	0.00	10,100	0.00
MO REVOLVING INFO TECH TRUST	10	0.00	400	0.00	400	0.00	400	0.00
TOTAL - TRF	8,567,964	0.00	8,875,756	0.00	8,875,756	0.00	8,875,623	0.00
<b>TOTAL</b>	<b>8,567,964</b>	<b>0.00</b>	<b>8,875,756</b>	<b>0.00</b>	<b>8,875,756</b>	<b>0.00</b>	<b>8,875,623</b>	<b>0.00</b>
<b>GRAND TOTAL</b>	<b>\$8,567,964</b>	<b>0.00</b>	<b>\$8,875,756</b>	<b>0.00</b>	<b>\$8,875,756</b>	<b>0.00</b>	<b>\$8,875,623</b>	<b>0.00</b>

**BENEFITS REPORT 10 FY 20 GOVERNOR REC**

**DECISION ITEM DETAIL**

Budget Unit	FY 2018	FY 2018	FY 2019	FY 2019	FY 2020	FY 2020	FY 2020	FY 2020
Decision Item	ACTUAL	ACTUAL	BUDGET	BUDGET	DEPT REQ	DEPT REQ	GOV REC	GOV REC
Budget Object Class	DOLLAR	FTE	DOLLAR	FTE	DOLLAR	FTE	DOLLAR	FTE
<b>WORKERS' COMP-TRANSFER</b>								
<b>CORE</b>								
TRANSFERS OUT	8,567,964	0.00	8,875,756	0.00	8,875,756	0.00	8,875,623	0.00
<b>TOTAL - TRF</b>	<b>8,567,964</b>	<b>0.00</b>	<b>8,875,756</b>	<b>0.00</b>	<b>8,875,756</b>	<b>0.00</b>	<b>8,875,623</b>	<b>0.00</b>
<b>GRAND TOTAL</b>	<b>\$8,567,964</b>	<b>0.00</b>	<b>\$8,875,756</b>	<b>0.00</b>	<b>\$8,875,756</b>	<b>0.00</b>	<b>\$8,875,623</b>	<b>0.00</b>
GENERAL REVENUE	\$0	0.00	\$0	0.00	\$0	0.00	\$0	0.00
FEDERAL FUNDS	\$4,486,301	0.00	\$5,014,070	0.00	\$5,014,070	0.00	\$5,014,070	0.00
OTHER FUNDS	\$4,081,663	0.00	\$3,861,686	0.00	\$3,861,686	0.00	\$3,861,553	0.00

**CORE DECISION ITEM**

<b>Department</b>	Office of Administration	<b>Budget Unit</b>	31118
<b>Division</b>	Employee Benefits		
<b>Core</b>	Workers' Compensation Tax	<b>HB Section</b>	5.530

**1. CORE FINANCIAL SUMMARY**

	FY 2020 Budget Request						FY 2020 Governor's Recommendation				
	GR	Federal	Other	Total	E		GR	Federal	Other	Total	E
PS	0	0	0	0	0	PS	0	0	0	0	
EE	0	0	0	0	0	EE	0	0	0	0	
PSD	3,165,000	0	75,000	3,240,000		PSD	3,165,000	0	75,000	3,240,000	
TRF	0	0	0	0		TRF	0	0	0	0	
<b>Total</b>	<b>3,165,000</b>	<b>0</b>	<b>75,000</b>	<b>3,240,000</b>		<b>Total</b>	<b>3,165,000</b>	<b>0</b>	<b>75,000</b>	<b>3,240,000</b>	
<b>FTE</b>	<b>0.00</b>	<b>0.00</b>	<b>0.00</b>	<b>0.00</b>		<b>FTE</b>	<b>0.00</b>	<b>0.00</b>	<b>0.00</b>	<b>0.00</b>	

<b>Est. Fringe</b>	0	0	0	0
--------------------	---	---	---	---

*Note: Fringes budgeted in House Bill 5 except for certain fringes budgeted directly to MoDOT, Highway Patrol, and Conservation.*

<b>Est. Fringe</b>	0	0	0	0
--------------------	---	---	---	---

*Note: Fringes budgeted in House Bill 5 except for certain fringes budgeted directly to MoDOT, Highway Patrol, and Conservation.*

Other Funds: Conservation Commission Fund (0609)

Other Funds: Conservation Commission Fund (0609)

**2. CORE DESCRIPTION**

Core appropriation to pay workers' compensation tax and second injury fund assessments in compliance with Sections 287.690, 287.710, and 287.715, RSMo.

As a workers' compensation self-insurer, the State pays its workers' compensation tax and second injury fund assessments based on billings received from the Department of Revenue and the Division of Workers' Compensation. Quarterly workers' compensation estimated tax payments are made to the Department of Revenue based on current year tax rate applied to the prior year premiums. Once final payrolls are calculated and actual obligations known for the calendar year, a reconciling payment for the year in question is made by July 1st of the following year. Second injury fund tax payments are made to the Division of Workers' Compensation quarterly during the calendar year based on the surcharge established for the current year applied to the previous years premiums.

The requested FY 2020 appropriation will be used to pay two quarters of CY 2019 and two quarters of CY 2020 estimated workers' compensation taxes, plus any CY 2019 reconciling payment as determined by the Department of Revenue and the Division of Workers' Compensation.

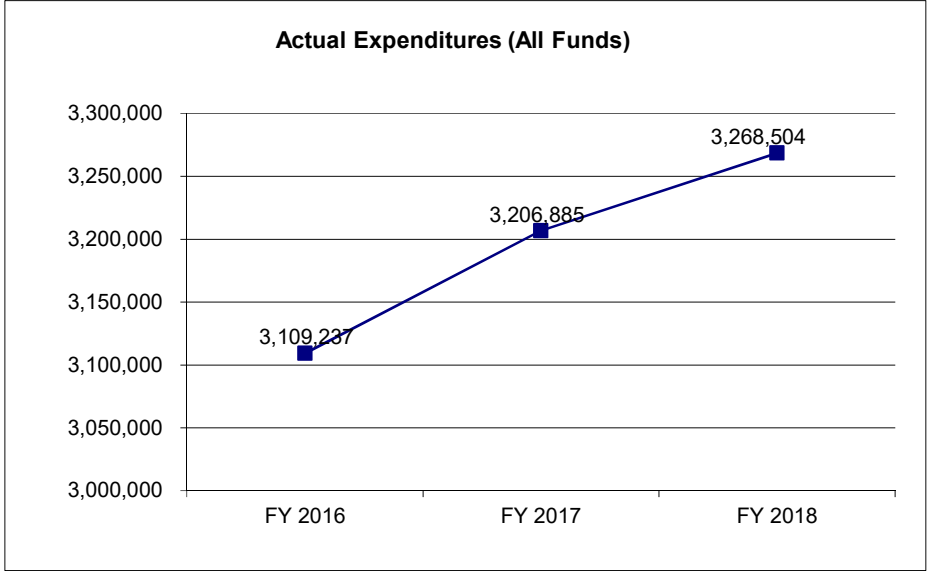
**CORE DECISION ITEM**

<b>Department</b>	Office of Administration	<b>Budget Unit</b>	31118
<b>Division</b>	Employee Benefits		
<b>Core</b>	Workers' Compensation Tax	<b>HB Section</b>	5.530

**3. PROGRAM LISTING (list programs included in this core funding)**  
 Risk Management

**4. FINANCIAL HISTORY**

	<b>FY 2016 Actual</b>	<b>FY 2017 Actual</b>	<b>FY 2018 Actual</b>	<b>FY 2019 Current Yr.</b>
Appropriation (All Funds)	3,113,000	3,206,886	3,902,000	3,263,150
Less Reverted (All Funds)	0	0	0	0
Less Restricted (All Funds)*	0	0	0	0
Budget Authority (All Funds)	3,113,000	3,206,886	5,074,000	3,263,150
Actual Expenditures (All Funds)	3,109,237	3,206,885	3,268,504	0
Unexpended (All Funds)	3,763	1	633,496	0
Unexpended, by Fund:				
General Revenue	3,755	1	633,496	N/A
Federal	0	0	0	N/A
Other	8	0	0	N/A
	<b>(1)</b>	<b>(2)</b>	<b>(3)</b>	



Reverted includes the statutory three-percent reserve amount (when applicable).  
 Restricted includes any Governor's Expenditure Restrictions which remained at the end of the fiscal year (when applicable).

**NOTES:**  
 (1) Estimated appropriations increased \$375,000 GR and \$8,000 Conservation Commission Fund.  
 (2) Estimated appropriations increased \$470,142 GR and \$6,744 Conservation Commission Fund.  
 (3) Estimated appropriation removed. FY 18 supplemental increase of \$1,150,000 GR and \$22,000 Conservation Commission funds. GR lapse due to a reduction in the experience modification factor which greatly impacts the tax obligation.

**CORE RECONCILIATION DETAIL**

---

STATE  
WORKERS' COMP/SIF TAX

**5. CORE RECONCILIATION DETAIL**

---

	Budget Class	FTE	GR	Federal	Other	Total	Explanation
<b>TAFP AFTER VETOES</b>							
	PD	0.00	3,165,000	0	75,000	3,240,000	
	<b>Total</b>	<b>0.00</b>	<b>3,165,000</b>	<b>0</b>	<b>75,000</b>	<b>3,240,000</b>	
<b>DEPARTMENT CORE REQUEST</b>							
	PD	0.00	3,165,000	0	75,000	3,240,000	
	<b>Total</b>	<b>0.00</b>	<b>3,165,000</b>	<b>0</b>	<b>75,000</b>	<b>3,240,000</b>	
<b>GOVERNOR'S RECOMMENDED CORE</b>							
	PD	0.00	3,165,000	0	75,000	3,240,000	
	<b>Total</b>	<b>0.00</b>	<b>3,165,000</b>	<b>0</b>	<b>75,000</b>	<b>3,240,000</b>	

**BENEFITS REPORT 9 FY 20 GOVERNOR REC**

**DECISION ITEM SUMMARY**

Budget Unit								
Decision Item	FY 2018	FY 2018	FY 2019	FY 2019	FY 2020	FY 2020	FY 2020	FY 2020
Budget Object Summary	ACTUAL	ACTUAL	BUDGET	BUDGET	DEPT REQ	DEPT REQ	GOV REC	GOV REC
Fund	DOLLAR	FTE	DOLLAR	FTE	DOLLAR	FTE	DOLLAR	FTE
<b>WORKERS' COMP/SIF TAX</b>								
<b>CORE</b>								
PROGRAM-SPECIFIC								
GENERAL REVENUE	3,181,504	0.00	3,165,000	0.00	3,165,000	0.00	3,165,000	0.00
CONSERVATION COMMISSION	87,000	0.00	75,000	0.00	75,000	0.00	75,000	0.00
TOTAL - PD	3,268,504	0.00	3,240,000	0.00	3,240,000	0.00	3,240,000	0.00
<b>TOTAL</b>	<b>3,268,504</b>	<b>0.00</b>	<b>3,240,000</b>	<b>0.00</b>	<b>3,240,000</b>	<b>0.00</b>	<b>3,240,000</b>	<b>0.00</b>
<b>WORKERS COMP TAX INC - 1300017</b>								
PROGRAM-SPECIFIC								
CONSERVATION COMMISSION	0	0.00	0	0.00	50,000	0.00	50,000	0.00
TOTAL - PD	0	0.00	0	0.00	50,000	0.00	50,000	0.00
<b>TOTAL</b>	<b>0</b>	<b>0.00</b>	<b>0</b>	<b>0.00</b>	<b>50,000</b>	<b>0.00</b>	<b>50,000</b>	<b>0.00</b>
<b>GRAND TOTAL</b>	<b>\$3,268,504</b>	<b>0.00</b>	<b>\$3,240,000</b>	<b>0.00</b>	<b>\$3,290,000</b>	<b>0.00</b>	<b>\$3,290,000</b>	<b>0.00</b>

**BENEFITS REPORT 10 FY 20 GOVERNOR REC**

**DECISION ITEM DETAIL**

Budget Unit	FY 2018	FY 2018	FY 2019	FY 2019	FY 2020	FY 2020	FY 2020	FY 2020
Decision Item	ACTUAL	ACTUAL	BUDGET	BUDGET	DEPT REQ	DEPT REQ	GOV REC	GOV REC
Budget Object Class	DOLLAR	FTE	DOLLAR	FTE	DOLLAR	FTE	DOLLAR	FTE
<b>WORKERS' COMP/SIF TAX</b>								
<b>CORE</b>								
PROGRAM DISTRIBUTIONS	3,268,504	0.00	3,240,000	0.00	3,240,000	0.00	3,240,000	0.00
<b>TOTAL - PD</b>	<b>3,268,504</b>	<b>0.00</b>	<b>3,240,000</b>	<b>0.00</b>	<b>3,240,000</b>	<b>0.00</b>	<b>3,240,000</b>	<b>0.00</b>
<b>GRAND TOTAL</b>	<b>\$3,268,504</b>	<b>0.00</b>	<b>\$3,240,000</b>	<b>0.00</b>	<b>\$3,240,000</b>	<b>0.00</b>	<b>\$3,240,000</b>	<b>0.00</b>
GENERAL REVENUE	\$3,181,504	0.00	\$3,165,000	0.00	\$3,165,000	0.00	\$3,165,000	0.00
FEDERAL FUNDS	\$0	0.00	\$0	0.00	\$0	0.00	\$0	0.00
OTHER FUNDS	\$87,000	0.00	\$75,000	0.00	\$75,000	0.00	\$75,000	0.00



**NEW DECISION ITEM**

RANK: \_\_\_\_\_ OF \_\_\_\_\_

<b>Office of Administration</b>	<b>Budget Unit</b> <u>31118C</u>
<b>General Services</b>	
<b>Workers' Compensation Tax Increase</b> <span style="float:right">DI#1300017</span>	<b>HB Section</b> <u>5.530</u>

**1. AMOUNT OF REQUEST**

	FY 2020 Budget Request				E		FY 2020 Governor's Recommendation				E
	GR	Federal	Other	Total			GR	Federal	Other	Total	
PS	0	0	0	0		PS	0	0	0	0	
EE	0	0	0	0		EE	0	0	0	0	
PSD	0	0	50,000	50,000		PSD	0	0	50,000	50,000	
TRF	0	0	0	0		TRF	0	0	0	0	
<b>Total</b>	<b>0</b>	<b>0</b>	<b>50,000</b>	<b>50,000</b>		<b>Total</b>	<b>0</b>	<b>0</b>	<b>50,000</b>	<b>50,000</b>	
FTE	0.00	0.00	0.00	0.00		FTE	0.00	0.00	0.00	0.00	

<b>Est. Fringe</b>	0	0	0	0
--------------------	---	---	---	---

*Note: Fringes budgeted in House Bill 5 except for certain fringes budgeted directly to MoDOT, Highway Patrol, and Conservation.*

<b>Est. Fringe</b>	0	0	0	0
--------------------	---	---	---	---

*Note: Fringes budgeted in House Bill 5 except for certain fringes budgeted directly to MoDOT, Highway Patrol, and Conservation.*

Other Funds: Conservation Commission (0609)

Other Funds: Conservation Commission (0609)

**2. THIS REQUEST CAN BE CATEGORIZED AS:**

<input type="checkbox"/> New Legislation	<input type="checkbox"/> New Program	<input type="checkbox"/> Fund Switch
<input type="checkbox"/> Federal Mandate	<input type="checkbox"/> Program Expansion	<input checked="" type="checkbox"/> Cost to Continue
<input type="checkbox"/> GR Pick-Up	<input type="checkbox"/> Space Request	<input type="checkbox"/> Equipment Replacement
<input type="checkbox"/> Pay Plan	<input type="checkbox"/> Other: _____	

**3. WHY IS THIS FUNDING NEEDED? PROVIDE AN EXPLANATION FOR ITEMS CHECKED IN #2. INCLUDE THE FEDERAL OR STATE STATUTORY OR CONSTITUTIONAL AUTHORIZATION FOR THIS PROGRAM.**

The State of Missouri is obligated to pay workers' compensation tax and second injury fund assessments in compliance with Sections 287.690, 287.710, and 287.715, RSMo. The current appropriation is not sufficient to meet the expected obligations of the state.

**NEW DECISION ITEM**

RANK: \_\_\_\_\_ OF \_\_\_\_\_

<b>Office of Administration</b>	<b>Budget Unit</b>	<u>31118C</u>
<b>General Services</b>		
<b>Workers' Compensation Tax Increase</b>	<b>DI#1300017</b>	<b>HB Section</b>
		<u>5.530</u>

**4. DESCRIBE THE DETAILED ASSUMPTIONS USED TO DERIVE THE SPECIFIC REQUESTED AMOUNT. (How did you determine that the requested number of FTE were appropriate? From what source or standard did you derive the requested levels of funding? Were alternatives such as outsourcing or automation considered? If based on new legislation, does request tie to TAFP fiscal note? If not, explain why. Detail which portions of the request are one-times and how those amounts were calculated.)**

The requested FY 2020 appropriation will be used to pay two quarters of CY 2019 and two quarters of CY 2020 estimated workers' compensation taxes, plus any CY 2019 reconciling payment as determined by the Department of Revenue and the Division of Workers' Compensation. The reclassification of employee job classifications into higher tax classifications is the primary reason for the increase.

**5. BREAK DOWN THE REQUEST BY BUDGET OBJECT CLASS, JOB CLASS, AND FUND SOURCE. IDENTIFY ONE-TIME COSTS.**

Budget Object Class/Job Class	Dept Req	Dept Req	Dept Req	Dept Req	Dept Req	Dept Req	Dept Req	Dept Req	Dept Req	Dept Req	E
	GR	GR	FED	FED	OTHER	OTHER	TOTAL	TOTAL	One-Time		
	DOLLARS	FTE	DOLLARS	FTE	DOLLARS	FTE	DOLLARS	FTE	DOLLARS		
							0				
							0	0.0			
<b>Total PS</b>	<u>0</u>	<u>0.0</u>	<u>0</u>	<u>0.0</u>	<u>0</u>	<u>0.0</u>	<u>0</u>	<u>0.0</u>	<u>0</u>		
							0				
<b>Total EE</b>	<u>0</u>		<u>0</u>		<u>0</u>		<u>0</u>		<u>0</u>		
Program Distributions	<u>0</u>				<u>50,000</u>		<u>50,000</u>				
<b>Total PSD</b>	<u>0</u>		<u>0</u>		<u>50,000</u>		<u>50,000</u>		<u>0</u>		
Transfers											
<b>Total TRF</b>	<u>0</u>		<u>0</u>		<u>0</u>		<u>0</u>		<u>0</u>		
<b>Grand Total</b>	<u>0</u>	<u>0.0</u>	<u>0</u>	<u>0.0</u>	<u>50,000</u>	<u>0.0</u>	<u>50,000</u>	<u>0.0</u>	<u>0</u>		

**NEW DECISION ITEM**

RANK: \_\_\_\_\_ OF \_\_\_\_\_

<b>Office of Administration</b>	<b>Budget Unit</b> <u>31118C</u>
<b>General Services</b>	
<b>Workers' Compensation Tax Increase</b> <u>DI#1300017</u>	<b>HB Section</b> <u>5.530</u>

Budget Object Class/Job Class	Gov Rec GR DOLLARS	Gov Rec GR FTE	Gov Rec FED DOLLARS	Gov Rec FED FTE	Gov Rec OTHER DOLLARS	Gov Rec OTHER FTE	Gov Rec TOTAL DOLLARS	Gov Rec TOTAL FTE	Gov Rec One-Time DOLLARS	E
							0			
							0	0.0		
<b>Total PS</b>	<u>0</u>	<u>0.0</u>	<u>0</u>	<u>0.0</u>	<u>0</u>	<u>0.0</u>	<u>0</u>	<u>0.0</u>	<u>0</u>	
<b>Total EE</b>	<u>0</u>		<u>0</u>		<u>0</u>		<u>0</u>		<u>0</u>	
Program Distributions					<u>50,000</u>		<u>50,000</u>			
<b>Total PSD</b>	<u>0</u>		<u>0</u>		<u>50,000</u>		<u>50,000</u>		<u>0</u>	
Transfers										
<b>Total TRF</b>	<u>0</u>		<u>0</u>		<u>0</u>		<u>0</u>		<u>0</u>	
<b>Grand Total</b>	<u>0</u>	<u>0.0</u>	<u>0</u>	<u>0.0</u>	<u>50,000</u>	<u>0.0</u>	<u>50,000</u>	<u>0.0</u>	<u>0</u>	

**6. PERFORMANCE MEASURES (If new decision item has an associated core, separately identify projected performance with & without additional funding.)**

**6a. Provide an activity measure(s) for the program.**

N/A

**6b. Provide a measure(s) of the program's quality.**

N/A

**6c. Provide a measure(s) of the program's impact.**

N/A

**6d. Provide a measure(s) of the program's efficiency.**

N/A

**7. STRATEGIES TO ACHIEVE THE PERFORMANCE MEASUREMENT TARGETS:**

N/A

**BENEFITS REPORT 10 FY 20 GOVERNOR REC**

**DECISION ITEM DETAIL**

Budget Unit	FY 2018	FY 2018	FY 2019	FY 2019	FY 2020	FY 2020	FY 2020	FY 2020
Decision Item	ACTUAL	ACTUAL	BUDGET	BUDGET	DEPT REQ	DEPT REQ	GOV REC	GOV REC
Budget Object Class	DOLLAR	FTE	DOLLAR	FTE	DOLLAR	FTE	DOLLAR	FTE
<b>WORKERS' COMP/SIF TAX</b>								
<b>WORKERS COMP TAX INC - 1300017</b>								
PROGRAM DISTRIBUTIONS	0	0.00	0	0.00	50,000	0.00	50,000	0.00
<b>TOTAL - PD</b>	<b>0</b>	<b>0.00</b>	<b>0</b>	<b>0.00</b>	<b>50,000</b>	<b>0.00</b>	<b>50,000</b>	<b>0.00</b>
<b>GRAND TOTAL</b>	<b>\$0</b>	<b>0.00</b>	<b>\$0</b>	<b>0.00</b>	<b>\$50,000</b>	<b>0.00</b>	<b>\$50,000</b>	<b>0.00</b>
GENERAL REVENUE	\$0	0.00	\$0	0.00	\$0	0.00	\$0	0.00
FEDERAL FUNDS	\$0	0.00	\$0	0.00	\$0	0.00	\$0	0.00
OTHER FUNDS	\$0	0.00	\$0	0.00	\$50,000	0.00	\$50,000	0.00